ARCHER, CATHRO & ASSOCIATES (1981) LIMITED
1016 – 510 West Hastings Street
Vancouver, B.C. V6B 1L8
Telephone: 604-688-2568 Fax: 604-688-2578

ASSESSMENT REPORT

describing

PROSPECTING AND GEOCHEMICAL SAMPLING

at the

ROD PROPERTY

Rod 1-8	YC98411-YC98418	Rod 491-675	YD111491-YD111675
Rod 9-60	YD33529-YD33580	Rod 676-735	YD01596-YD01655
Rod 61-148	YD71951-YD72038	Rod 770-825	YD01690-YD01745
Rod 149-340	YD70809-YD71000	Rod 860-863	YD01780-YD01783
Rod 341-490	YD109021-YD109170	Rod 864-890	YD153592-YD153618
Rod 891-1020	YF07701-YF07830		

NTS 106D/01, 106C/03 and 106C/04
Latitude 64°09′N; Longitude 134°00′W

Field work performed between June 16 and 18, 2017 and on September 9, 2017

in the

Mayo Mining District
Yukon Territory

prepared by

Archer, Cathro & Associates (1981) Limited

for

STRATEGIC METALS LTD.

by

J. Morton, B.Sc., P.Geo.

March 2018

CONTENTS

INTRODUCTION	1
PROPERTY LOCATION, CLAIM DATA AND ACCESS	1
HISTORY AND PREVIOUS WORK	3
GEOMORPHOLOGY	6
REGIONAL GEOLOGY	7
PROPERTY GEOLOGY	10
MINERALIZATION	12
SOIL GEOCHEMISTRY	17
DISCUSSION AND CONCLUSIONS	19
REFERENCES	20

APPENDICES

I STATEMENT OF QUALIFICATIONS

II STATEMENT OF EXPENDITURES

III ROCK SAMPLE DESCRIPTIONS

IV CERTIFICATES OF ANALYSIS

TABLES

I	Exploration History of the Rod Property	5
II	Regional Lithological Units	9
III	Significant 2011 Odysseus Zone Drill Intersections	13
IV	Threshold and Peak Values for Soil Samples	18

FIGURES

No.	Description	Follows Page
1	Property Location	1
2	Claim Locations	In Pocket
3	Rackla Belt Regional Geology	7
4	Idealized Regional Cross-Section	8
5	Property Geology	In Pocket
6	Mineral Occurrences	12
7	2017 Soil and Rock Sample Locations	12
8	Mineralization	In Pocket
9	Rod West Silver Soil Geochemistry	In Pocket
10	Rod West Lead Soil Geochemistry	In Pocket
11	Rod West Zinc Soil Geochemistry	In Pocket
12	Rod West Gold Soil Geochemistry	In Pocket
13	Rod West Copper Soil Geochemistry	In Pocket
14	Rod East Silver Soil Geochemistry	17
15	Rod East Lead Soil Geochemistry	17
16	Rod East Zinc Soil Geochemistry	17
17	Rod East Gold Soil Geochemistry	17
18	Rod East Copper Soil Geochemistry	17

INTRODUCTION

The Rod property covers several silver-lead-zinc±gold prospects and multi-element geochemical anomalies. It is located in central Yukon, within a district of precious metal enriched, replacement style, volcanogenic massive sulphide and vein occurrences, which include ATAC Resources Ltd.'s Tiger and Conrad deposits, Xstrata's Craig deposit, Revere Development Corp.'s Marg deposit, Blind Creek Resources Ltd.'s Blende deposit, Victoria Gold Corp.'s Eagle deposit and Alexco Resource Corp.'s Keno Hill deposits. The Rod property is wholly owned by Strategic Metals Ltd.

This report describes prospecting and geochemical sampling conducted between June 16 and 18, and on September 9, 2017 by Archer, Cathro & Associates (1981) Limited on behalf of Strategic Metals. The author supervised the program and interpreted all resulting data. His Statement of Qualifications is in Appendix I, and a Statement of Expenditures is located in Appendix II.

PROPERTY LOCATION, CLAIM DATA AND ACCESS

The Rod property comprises 928 mineral claims that are located in central Yukon at latitude 64°09′ north and longitude 134°00′ west on NTS map sheets 106D/01, 106C/03 and 106C/04 (Figure 1). The property covers an area of approximately 19,060 ha (190.6 km^2). The claims are registered in the name of Archer Cathro, which holds them in trust for Strategic Metals. Details concerning the claims are listed below, and the locations of individual claims are shown on Figure 2.

Claim Name	Grant Number	Expiry*
Rod 1-8	YC98411 - YC98418	Mar 15, 2022
Rod 9-60	YD33529 - YD33580	Mar 15, 2022
Rod 61-63	YD71951 - YD71953	Mar 15, 2021
Rod 64-71	YD71954 - YD71961	Mar 15, 2020
Rod 72-75	YD71962 - YD71965	Mar 15, 2021
Rod 76-77	YD71966 - YD71967	Mar 15, 2020
Rod 78-83	YD71968 - YD71973	Mar 15, 2021
Rod 84-91	YD71974 - YD71981	Mar 15, 2020
Rod 92-97	YD71982 - YD71987	Mar 15, 2021
Rod 98-105	YD71988 - YD71995	Mar 15, 2020
Rod 106-111	YD71996 - YD72001	Mar 15, 2021
Rod 112-119	YD72002 - YD72009	Mar 15, 2020
Rod 120-125	YD72010 - YD72015	Mar 15, 2021
Rod 126-133	YD72016 - YD72023	Mar 15, 2020
Rod 134-139	YD72024 - YD72029	Mar 15, 2021
Rod 140-148	YD72030 - YD72038	Mar 15, 2020
Rod 149-152	YD70809 - YD70812	Mar 15, 2021
Rod 153-158	YD70813 - YD70818	Mar 15, 2020
Rod 159-186	YD70819 - YD70846	Mar 15, 2021
Rod 187-188	YD70847 - YD70848	Mar 15, 2022
Rod 189-226	YD70849 - YD70886	Mar 15, 2021

STRATEGIC METALS LTD.

FIGURE 1
ARCHER, CATHRO & ASSOCIATES (1981) LIMITED

PROPERTY LOCATION

ROD PROPERTY

0 200 km

FILE: .../2017/ROD | DATE: FEBRUARY 2018

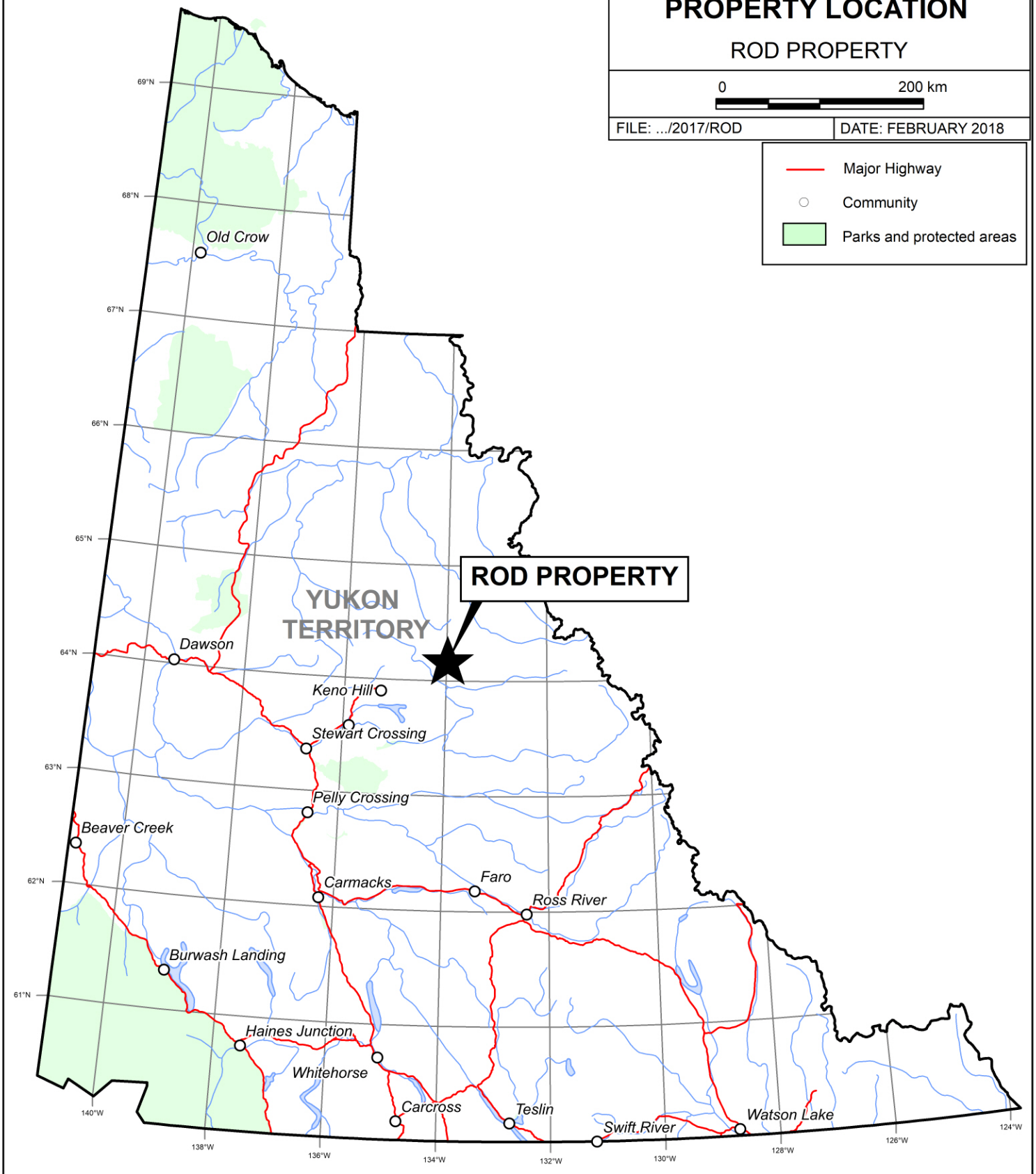

Rod 227	YD70887	Mar 15, 2022
Rod 228-319	YD70888 - YD70979	Mar 15, 2021
Rod 320-340	YD70980 - YD71000	Mar 15, 2020
Rod 341-363	YD109021 - YD109043	Mar 15, 2020
Rod 364	YD109044	Mar 15, 2021
Rod 365	YD109045	Mar 15, 2020
Rod 366-388	YD109046 - YD109068	Mar 15, 2021
Rod 389-412	YD109069 - YD109092	Mar 15, 2020
Rod 413-470	YD109093 - YD109150	Mar 15, 2021
Rod 471-490	YD109151 - YD109170	Mar 15, 2020
Rod 491-519	YD111491 - YD111519	Mar 15, 2020
Rod 520	YD111520	Mar 15, 2021
Rod 521	YD111521	Mar 15, 2020
Rod 522-528	YD111522 - YD111528	Mar 15, 2021
Rod 529-675	YD111529 - YD111675	Mar 15, 2020
Rod 676-679	YD01596 - YD01599	Mar 15, 2021
Rod 680-687	YD01600 - YD01607	Mar 15, 2020
Rod 688-735	YD01608 - YD01655	Mar 15, 2021
Rod 770-825	YD01690 - YD01745	Mar 15, 2021
Rod 860-863	YD02890 - YD01780	Mar 15, 2021
Rod 864-873	YD153592 - YD153601	Mar 15, 2021
Rod 874	YD153602	Mar 15, 2020
Rod 875-876	YD153603-YD153604	Mar 15, 2021
Rod 877	YD153605	Mar 15, 2022
Rod 878-881	YD153606 - YD153609	Mar 15, 2021
Rod 882	YD153610	Mar 15, 2020
Rod 883	YD153611	Mar 15, 2021
Rod 884	YD153612	Mar 15, 2020
Rod 885	YD153613	Mar 15, 2021
Rod 886-888	YD153614 - YD153616	Mar 15, 2020
Rod 889-890	YD153617 - YD153618	Mar 15, 2021
Rod 891-1020	YF07701-YF07830	Mar 15, 2023

* Expiry dates include 2017 work.

The Rod property lies 110 km northeast of the town of Mayo, the nearest supply centre. The closest road access is at McQuesten Lake, which is situated 60 km west of the property.

Access to and from the property in 2017 was provided by an AStar B3 helicopter owned by Horizon Helicopters and operated from ATAC Resources' Nadaleen and Rau camps, which are located approximately 45 km east and 10 km west-northwest of the Rod property, respectively.

HISTORY AND PREVIOUS WORK

In June 1977, McIntyre Mines Ltd. staked the central portion of the current Rod property in order to cover mineral showings identified by prospecting. Later that year, McIntyre conducted an exploration program on its claims, which consisted of geological mapping, prospecting and ridge-top geochemical sampling. This work identified several strong silver-lead-zinc anomalies that encompass mineralized float occurrences and vegetation kill zones associated with black shales. Visually barren shale collected from the kill zones reportedly assayed up to 1% zinc and 43.8 g/t silver (Arnold & Floyd, 1977).

In 1979, McIntyre entered into a joint venture with Canadian Superior Exploration Ltd., which performed geological mapping, prospecting, geochemical sampling and hand trenching. This work identified multiple mineral occurrences, and included two hand trenches that were excavated on what is now referred to as Discovery Ridge. Numerous cobbles of argentiferous galena were found within black shale talus in one of the trenches, and a northeast trending structure hosting argentiferous galena and sphalerite was exposed in the other (Kim, 1979).

In 1980, the McIntyre-Canadian Superior joint venture did 325 m of diamond drilling in four holes (CSR1 to CSR4) in the Discovery Ridge area. Three of the holes tested beneath the northeast trending structure exposed by hand trenching, and they encountered several highly oxidized but poorly mineralized zones. The fourth hole, which was located approximately 450 m to the north, was abandoned after 40 m due to poor ground conditions (James, 1980).

In 1982, the claims were transferred to SEREM Inc. The following year, soil sampling and mapping outlined a roughly east-west trending, 2000 m long lead-silver anomaly along the northern side of Discovery Ridge, which is associated with galena float occurrences. In 1984, SEREM contracted Archer Cathro to evaluate the mineralized float occurrences on the property with hand trenching. This trenching exposed narrow, northwest trending quartz veins, which are stained with yellow oxide (plumbojarosite?), and contain isolated lenses of fine-grained, massive argentiferous galena (Carne, 1984). The claims were allowed to lapse following this work.

In 1998, Manson Creek Resources Ltd. performed regional-scale silt sampling in the district and identified a broad geochemical anomaly in the area of the lapsed claims. As a result, in 2001 Manson restaked part of the original claim block and performed geological mapping and geochemical sampling on its claims. The program identified a drill target at the head of a gossanous creek, about 500 m west of the Discovery Ridge showings. This target was theorized to be a volcanogenic massive sulphide (VMS) prospect similar to the Marg deposit, located 30 km to the southwest. In 2002, Manson Creek drilled 384.5 m in 3 holes and successfully intersected low-grade gold±silver±copper±zinc mineralization associated with narrow exhalative-style, pyrite-dominated, semi-massive to massive sulphide horizons. Manson Creek recommended further work to vector into potentially thicker and richer sections of the system (Jutras, 2003), but the claims were allowed to lapse.

Strategic Metals restaked the Discovery Ridge area in 2008 as the Rod 1-8 claims and added another 52 claims early in 2010. The remaining 762 claims were staked in the fall of 2010,

following the nearby discovery of Carlin-type mineralization by ATAC Resources at its Osiris deposit.

In 2010, Strategic Metals performed mapping, prospecting and geochemical sampling on the property. Grid soil sampling confirmed and significantly augmented historical data. A broad soil anomaly was outlined on Discovery Ridge, which contains high concentrations of silver, lead, arsenic, antimony and numerous other elements. This anomaly is larger and stronger than previously recognized geochemical targets (Eaton and Kammerer, 2011).

In 2011, Strategic Metals completed 2213 m of diamond drilling in 12 holes (ROD-11-01 to ROD-11-12) in the eastern and central parts of the property, as part of an exploration program that also involved geological mapping, prospecting and geochemical sampling. Ten of the holes were drilled in the northern part of Discovery Ridge and cut mostly black shale. Mineralization within these drill holes occurred in narrow quartz veins and consisted of pyrite, galena, and sphalerite. Two of the holes targeted soil geochemical anomalies west of Discovery Ridge. One of the holes (ROD-11-12) intersected a 10.67 m horizon of volcanic-related nickel-molybdenum-vanadium mineralization, a previously unrecognized mineralization type on the Rod property. A complete report pertaining to this work can be found in Dumala (2012), while results are summarized in the Mineralization section below.

In 2014, Strategic Metals performed more prospecting, hand trenching and geochemical sampling on the property. This program successfully expanded the size and increased the tenor of previously identified mineral occurrences, and identified a new showing three kilometres west of Discovery Ridge. A selective grab sample from this new showing, consisting of cobbles of massive galena with sparse encrusting anglesite, returned 4410 g/t silver and 79.48% lead (Morton, 2015). Results from this program are further described in the Mineralization section below.

In 2015, Strategic Metals did additional prospecting and geochemical sampling on the Rod property. Four new discoveries were made and mineral showings now extend intermittently over a 15 km long easterly-northeasterly trend. Results from this program are discussed in the appropriate section below (Morton, 2016a).

Also in 2015, Strategic Metals conducted soil geochemical sampling on the Rod North property, which was located approximately seven kilometres east of the Rod property. Reconnaissance soil sampling returned strongly elevated values for copper, zinc, nickel, vanadium and molybdenum (Morton, 2016b).

In 2016, Strategic Metals performed prospecting and channel sampling on the Rod property. Channel sampling at the Cake showing, where rock samples from a scarp had previously returned up to 3620 g/t silver, 9.75 g/t gold and 15.75% copper, was unable to reproduce the historical values (Mitchell, 2017). In addition, a LiDAR survey was flown over much of the property, from which detailed topographic images were produced.

Table I summarizes the exploration history of the Rod property. Results from all work performed by Strategic Metals is described in the appropriate sections of this report.

Table I – Exploration History of the Rod Property

Year of Work (Report #)	Owner/ Operator	Claim Group	Work Performed	Results
1977 (090306)	McIntyre Mines Ltd.	ROD 1-100	-Reconnaissance mapping and prospecting -Silt sampling -Soil sampling -Rock sampling -Geophysics (not discussed in report)	-Ridge-line soil sampling identified several strong Ag-Pb-Zn anomalies -Prospecting located abundant mineralized float associated with soil anomalies, mostly in vegetation kill zones within black shales -"Barren shales" within kill zones assayed up to 1% Zn and 43.8 g/t Ag
1979 (090611)	Joint Venture: McIntyre Mines Ltd. & Canadian Superior Exploration Ltd.	ROD 1-100	-Detailed mapping -Hand trenching	-Hand trenching exposed Ag-Pb mineralization at two locations on Discovery Ridge
1980 (090687)	Joint Venture: McIntyre Mines Ltd. & Canadian Superior Exploration Ltd.	ROD 1-100	-325m of drilling in four holes to explore mineralization exposed by trenching in 1979	-Three holes intersected several highly oxidized, poorly mineralized zones in a NE trending structure -The second target remained untested due to abandonment of hole CSR-3 in Paleozoic shales
1982	SEREM Inc.	ROD 1-100	-Claims transferred to SEREM Inc.	
1983	SEREM Inc.	ROD 1-100	-Reconnaissance mapping and prospecting -Soil sampling	-Outlined "virtually continuous" 2000 m long Pb-Ag soil anomaly associated with galena-float occurrences
1984 (091545)	SEREM Inc.	ROD 1-100	-Blast trenching -Channel sampling	-Trenching exposed numerous narrow northwest trending quartz veins stained with yellow oxide (plumbojarosite?), and containing isolated massive, argentiferous galena
1998	Manson Creek Resources Ltd.	-	-Regional scale stream sediment sampling	-Identified extensive stream geochemical anomaly in area of lapsed ROD claims
2001 (094359)	Manson Creek Resources Ltd.	JRS 1-25	-Reconnaissance mapping and prospecting -Rock sampling -Water sampling	-Identified VMS style drill target associated with stream geochemical anomaly found in 1998

2002 (094359)	Manson Creek Resources Ltd.	JRS 1-25	-384.5m of drilling in 3 holes to test for blind VMS Marg style mineralization	-Successfully identified low-grade Au, Ag, Cu, Zn mineralization associated with blind exhalative style, pyrite dominated massive sulphides
2008-2011	Strategic Metals Ltd.	ROD 1-735 862-890	-Claims staked -Soil sampling -Prospecting -2213 m of drilling in 12 holes to test soil geochemical anomalies	-Ten drill holes intersected narrow intervals of mineralization associated with quartz veins in black shales -Hole ROD-11-12 identified nickel-molybdenum-vanadium mineralization associated with volcanic rock -Outlined a broad soil anomaly with strongly elevated silver, lead, arsenic and antimony
2014	Strategic Metals Ltd.	ROD 1-735 770-825 862-890	-Soil sampling -Prospecting -Hand trenching	-Prospecting identified a new mineral occurrence 3 km west of Discovery Ridge, and expanded previously identified occurrences
2015	Strategic Metals Ltd.	ROD 1-735 862-890	-Soil Sampling -Prospecting -Geological mapping	-Prospecting identified four new mineral occurrences, which extend known mineralization over a 15 km easterly-northeasterly trend.
2015	Strategic Metals Ltd.	ROD 770-861 (Rod North)	-Soil sampling	- Reconnaissance soil sampling returned strongly elevated values for copper, zinc, nickel, vanadium and molybdenum.
2016	Strategic Metals Ltd.	ROD 1-735 862-890	- Prospecting and channel sampling - LiDAR survey	- Channel sampling failed to reproduce previous results from the Cake Showing.

In March 2017, Strategic Metals staked an additional 130 claims to link the Rod and Rod North properties.

GEOMORPHOLOGY

The Rod property is located on the western flank of the Nadaleen Range and is drained by creeks that flow north into the Rackla River and south into the Beaver River. Both of these rivers converge and join the Stewart River, which is part of the Yukon River watershed.

The property covers a series of north- and south-trending spurs and drainages that flank an east trending ridge. The claims straddle the east-trending Dawson Thrust Fault, which marks a significant change in terrain. Resistant rocks that form cliffs and unstable talus slopes are common south of the fault, while relatively recessive rocks that form subdued, rolling landscapes are found to the north.

Elevations on the property range from 670 m above sea level (asl) at the Rackla River along the western edge of the property to 1830 m asl on peaks near the centre of the property. Treeline is at approximately 1400 m asl, with approximately 25% of the property above this elevation. The lower slopes are thickly treed with spruce and shrub willow, while the upper slopes and ridge crests are vegetated by grass, moss, lichen and a mix of dwarf alder and willow brush.

There is abundant evidence of past glaciation including north-facing cirques and deep U-shaped valleys. Glaciofluvial deposits commonly blanket valley floors, while glacial till and moraines are found on lower slopes. Soil development is generally poor at higher elevations where talus slopes are common.

The climate in the vicinity of the Rod property is typical of northern continental regions with long, cold winters, truncated fall and spring seasons and short, mild summers. Although summers are relatively mild, snowfall can occur in any month. The property is mostly snow free from early June to late September.

REGIONAL GEOLOGY

The Rod property is located toward the western end of the Rackla Belt, which is an 18 by 120 km belt that hosts various styles of base metal and precious metal occurrences (Colpron et al, 2013).

The Rackla Belt spans the southern portion of the Nadaleen map sheet (106C) and southeastern corner of the Nash Creek (106D) map sheet. The GSC published 1:250,000 scale geological maps of the Nash Creek and Nadaleen map sheets in 1972 (Green) and 1974 (Blusson), respectively. In 1990, Indian and Northern Affairs Canada (predecessor to the Yukon Geological Survey) released a 1:50,000 scale geological map of NTS map sheet 106D/01 (Abbott, 1990).

In 2010, the Yukon Geological Survey (YGS) initiated a project to better understand the geology of the Rackla Belt, as a result of the recent discoveries in the area. This project included 1:50,000 scale mapping of the: 1) Mount Mervyn map area (106C/04) in 2010 (Chakungal and Bennett, 2011); 2) Mount Ferrell map area (106C/03) in 2011 (Colpron, 2012); and 3) Ortell Lake and Mount Stenbraten map areas (106C/02 and 01) in 2012 (Colpron et al, 2013). It also included integration of structures and stratigraphic units across map sheets 106C/01 to 106C/04 and 106D/01 (Colpron et al, 2013). Geology of the Rackla Belt presented in the following paragraphs is primarily summarized from the YGS's recent work (Colpron et al, 2013).

The Rackla Belt straddles the boundary between deep water, dominantly clastic rocks of the Selwyn Basin to the south and shallower water shelf strata of the Mackenzie Platform to the north.

The Rackla Belt is divided into three main structural panels – Richardson fault array, Mackenzie fold belt and Selwyn fold belt (Figure 3). Both the north-trending Richardson fault array and the northern edge of the northwest-trending Selwyn fold belt have prolonged histories of Proterozoic

Rackla Belt Stratigraphic and Facies Domains

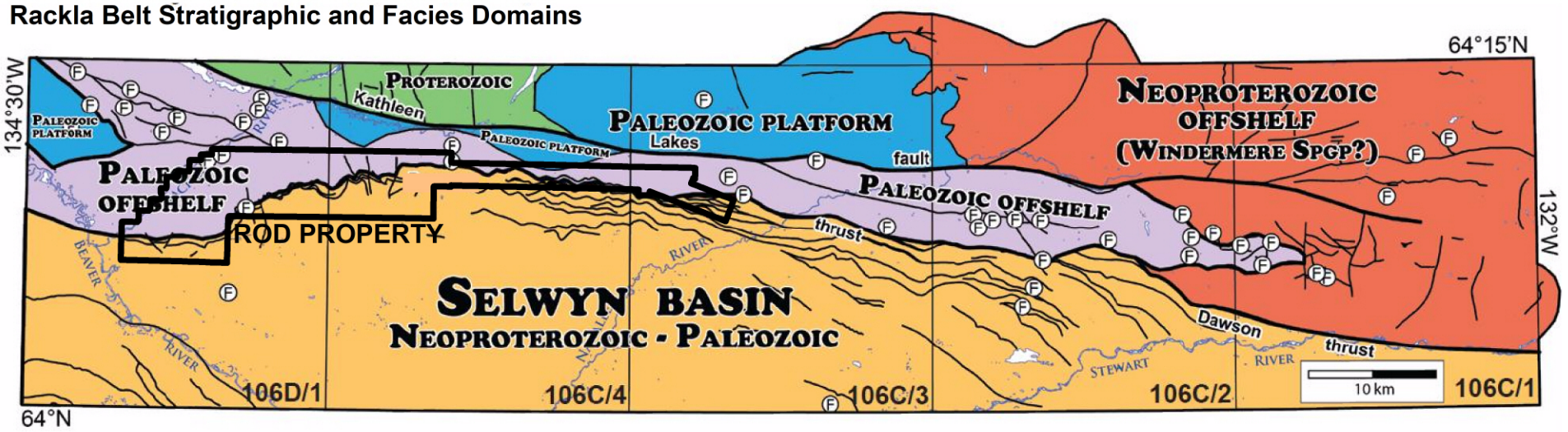

IOWER CAMBRIAN PALEOGEOGRAPHY

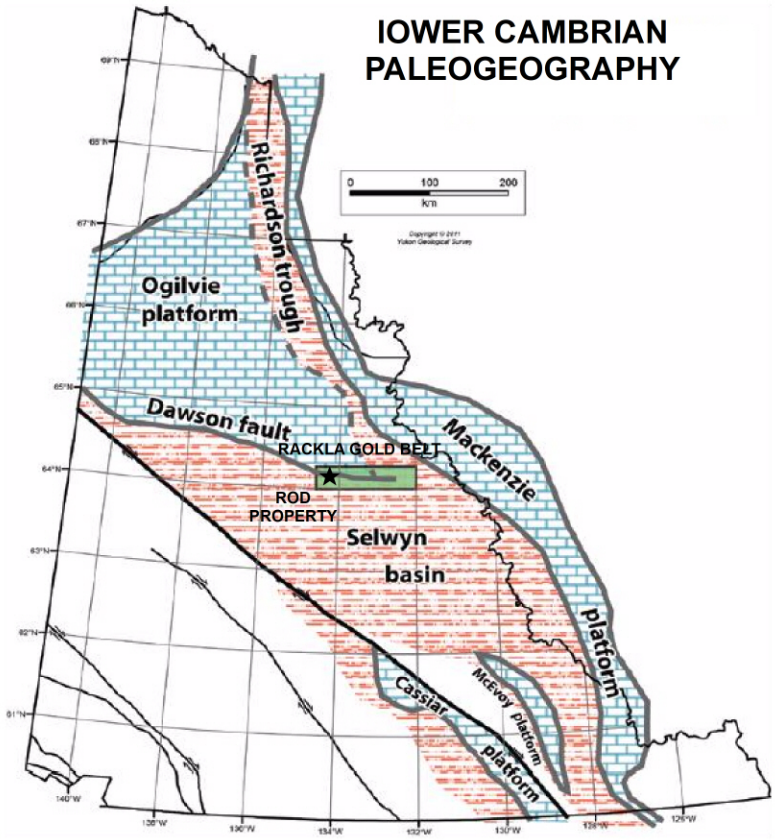

MINERALIZATION ALONG RACKLA BELT

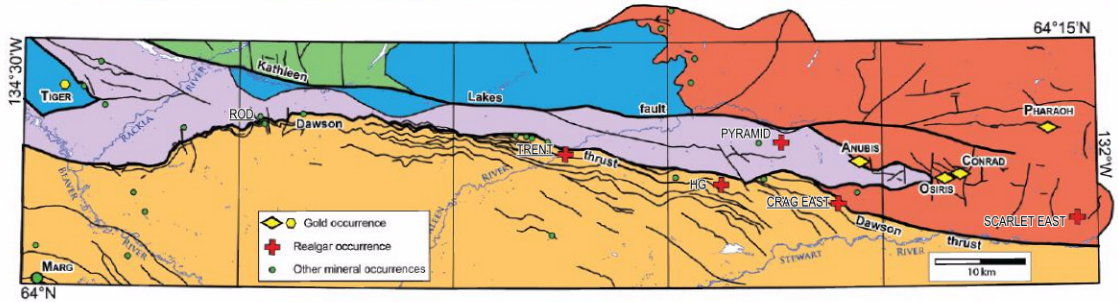

Note: Underlined showings are held by Strategic Metals Ltd.

After Colpron et al, 2013

STRATEGIC METALS LTD.

FIGURE 3

ARCHER, CATHRO & ASSOCIATES (1981) LIMITED

RACKLA BELT REGIONAL GEOLOGY

ROD PROPERTY

FILE: ..2017/ROD	DATE: FEBRURY 2018

and Paleozoic faulting (mainly extensional and strike-slip) that were reactivated during Mesozoic compression.

The three main structural panels are separated by the Dawson Thrust and Kathleen Lakes faults (Figure 3). The Dawson Thrust Fault is a crustal break that may date back to late Neoproterozoic rifting and was subsequently reactivated as a north-directed thrust fault during Paleozoic extension and Mesozoic compression. The direction of movement along Mesozoic thrust faults in the region is generally towards the north. The Kathleen Lakes Fault is an enigmatic structure with uncertain kinematics. It likely has a long history that may have begun as a normal fault in the Neoproterozoic and has since been reactivated, possibly accommodating strike-slip and normal movement.

Both extensional and apparent sinistral strike-slip faults cross-cut structures associated with compression and represent some of the youngest deformation in the Rackla Belt. Some strike-slip reactivation may have occurred along both the Kathleen Lakes and Dawson Thrust faults; however, the amount of motion is probably very small and appears to die out to the east.

The Rackla Belt can be divided into five stratigraphic and facies domains that are generally bounded by the Dawson Thrust and Kathleen Lakes faults (Figure 3).

1) Neoproterozoic to Paleozoic Selwyn Basin: The southern part of the belt (hanging wall of the Dawson Thrust Fault) comprises Neoproterozoic to Upper Paleozoic predominantly off-shelf clastic sedimentary rocks of Selwyn Basin;
2) Paleozoic Off-shelf: To the north of the Selwyn Basin, Ordovician to Permian off-shelf carbonate and shale (including abundant debris flow and turbidite deposits) are bound by the Dawson Thrust and Kathleen Lakes faults;
3) Neoproterozoic Off-shelf (Windermere Supergroup?): In the northeastern part of the belt, rocks in the footwall of the Dawson Thrust Fault consist of fine-grained siliciclastic and carbonate rocks. Ediacaran fossils in this sequence suggest correlation with the upper part of the Neoproterozoic Windermere Supergroup;
4) Paleozoic Platform: Platformal carbonate rocks of Ordovician to Devonian age occur mainly north of the Kathleen Lakes Fault in the central part of the belt. A notable exception is a window of this package at the west end of the belt; and,
5) Proterozoic: Older Proterozoic rocks of the Wernecke Supergroup and Pinguicula Group occupy the region north of the Kathleen Lakes Fault in the northwestern part of the belt.

The transition between platformal and basinal facies varies around Selwyn Basin. Its eastern boundary exhibits a more typical facies transition that migrates through time. By contrast, the northern boundary of Selwyn Basin is strongly localized and was apparently controlled by the Dawson Thrust Fault. Figure 4 illustrates an idealized cross-section through Rackla Belt stratigraphy, along the northern boundary of Selwyn Basin. The lithological units that occur in the immediate vicinity of the Rod property are described in Table II.

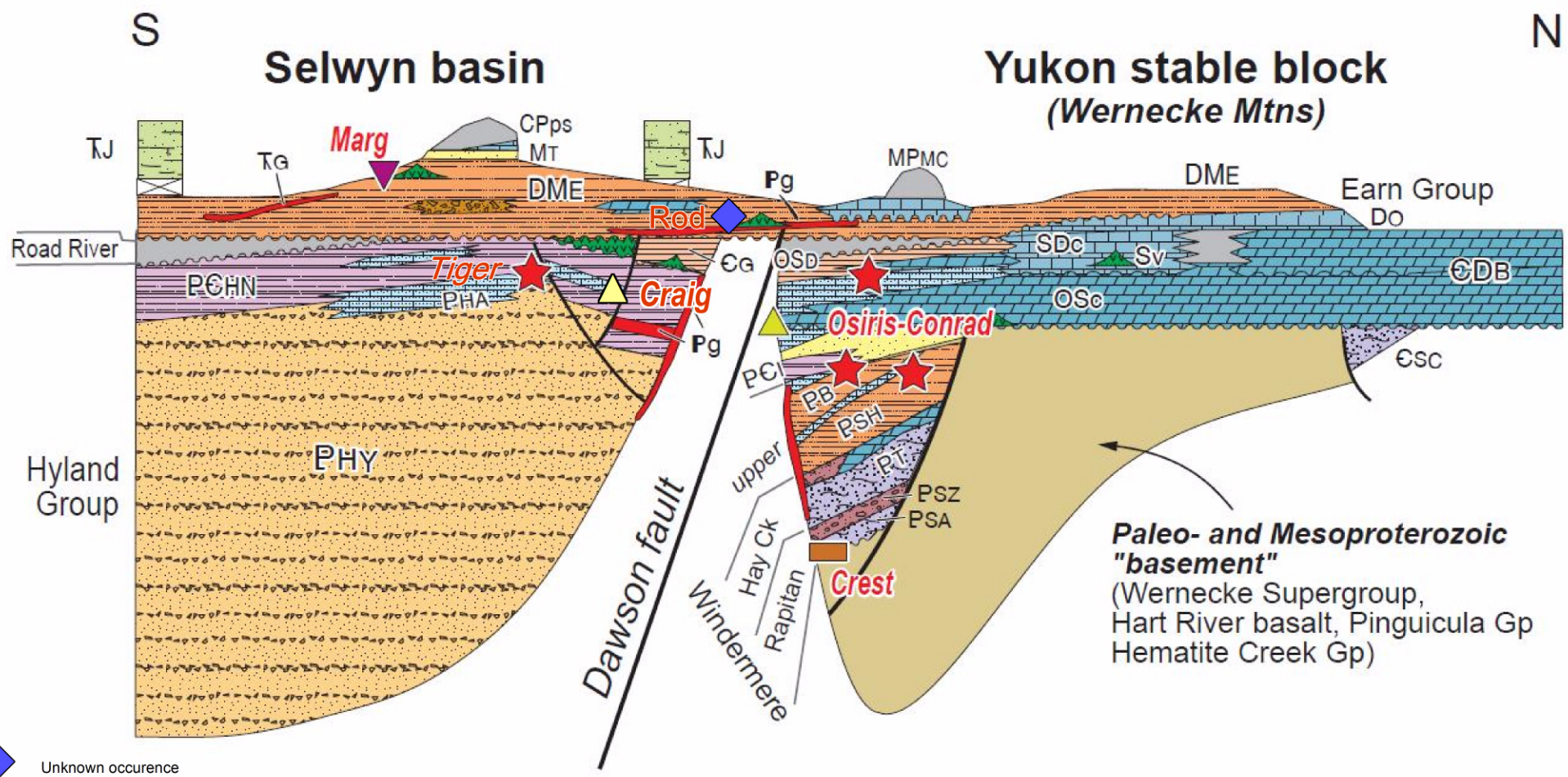

Unknown occurence

Carlin-type Au (epigenetic) occurrence

VMS occurrence

MVT occurrence

Rapitan iron occurrence

TJ - Jones Lake Fm
MPMC - Mount Christie Fm
MT - Tsichu Fm
DMBR - Besa River Fm
DME - Earn Gp
DMP - Prevost Fm
DPL - Portrait Lake Fm
DO - Ogilvie Fm
DF - Funeral Fm
DGB - Grizzly Bear Fm
DN - Nahanni Fm
DH - Headless Fm
DL - Landry Fm
DNA - Natla Fm
DA - Arnica Fm
DS - Sombre Fm
DC - Camsell Fm
SDD - Delorme Fm
SDS - Sapper Fm
SS - Steele Fm
OSW - Whittaker Fm
CDB - Bouvette Fm
CSH - Haywire Fm
OBS - Broken Skull Fm
OSD - Duo Lakes Fm
COR - Rabbitkettle Fm
CSC - Slats Creek Fm
CA - Avalanche Fm
CRS - Rockslide Fm
CG - Gull Lake Fm
CS - Sekwi Fm
PCV - Vampire Fm
PCBR - Backbone Ranges Fm
PCI - Ingta Fm
PCHN - Narchilla Fm
PHA - Algae Fm
PHY - Yusezu Fm
PB - Blueflower Fm
PSH - Sheepbed Fm
PIB - Icebrook Fm
PK - Keele Fm
PT - Twitya Fm
PSZ - Shezal Fm
PSA - Sayunei Fm
PCL - Coates Lake Gp

Unnamed units have lower case identifiers

Chert conglomerate, grit sandstone, and siltstone
Chert, shale
Shale
Siltstone, shale
Sandstone, siltstone, shale
Shale, sandstone
Grit, sandstone, shale (turbidites)
Mafic volcanic rocks
Diabase sills and dikes
Diamictite
Quartzite
Silty and argillaceous limestone
Dolostone
Limestone

STRATEGIC METALS LTD.

FIGURE 4

ARCHER, CATHRO & ASSOCIATES (1981) LIMITED

IDEALIZED REGIONAL CROSS-SECTION

ROD PROPERTY

FILE: ...2017\ROD | DATE: FEBRUARY 2018

Table II - Regional Lithological Units (*after Colpron et al, 2013*)

Unit Name	Age	Map Name	Description
Selwyn Suite	Mid-Cretaceous	mKgS	Resistant, blocky, fine to coarse grained equigranular to porphyritic (K-feldspar) biotite quartz monzonite and granodiorite and minor quartz diorite.
Galena Suite	Triassic	TrG	Massive, medium-grained hornblende diorite and gabbro sills; massive chloritic and locally serpentinized greenstone sills.
Jones Lake	Middle to Upper Triassic	TrJ	Brown to buff weathering, calcareous fine grained sandstone, argillite and shale; extensive ripple cross-lamination and bioturbation; massive, light grey weathering, fine crystalline, dark grey limestone; minor orange weathering platy limestone**.**
Tsichu Formation	Carboniferous to Permian	CPT	Thin to medium bedded, siliceous calcarenite, dolomite, sandy dolomite and minor grey quartzite; buff and grey weathering, thick bedded, dark grey bioclastic limestone.
Keno Hill Formation	Mississipian	MK	Massive to thick bedded quartz arenite; thin to medium bedded quartz arenite interstratified with black shale or carbonaceous phyllite.
Earn Group	Devonian to Mississippian	DME (undifferentiated)	Complex assemblage of submarine fan and channel deposits within black siliceous shale and chert and including separated small occurrences of felsic volcanic rocks; barite common; rare limestone.
		DME3	Massive felsic to intermediate volcanic flows, tuffs and subvolcanic plug(s); locally highly altered; greenish chert and minor black slate; quartz eye quartz-sericite chlorite phyllite; local vesicular or amygdaloidal basalt, locally pillowed.
Bouvette Formation	Upper Cambrian to Lower Devonian	CDB1	Grey- and buff-weathering dolomite and limestone, medium to thick bedded; white to light grey weathering, massive dolomite; minor platy black argillaceous limestone, limestone conglomerate and black shale; massive bluish-grey weathering dolostone.
Unconformity (?)			
Hyland Group	Upper Proterozoic to Lower Cambrian	PCH (undifferentiated)	Consists upwards of coarse turbiditic clastics, limestone (PCH2) and fine clastics typified by maroon and green shale (PCH3); may include younger units; includes scattered mafic volcanic rocks (PCH5).
		PCH2	Grey weathering, dark grey to grey-white, thin to thick bedded, very fine crystalline limestone, locally sandy; calc-silicate and marble.
		PCH3	Distinctive, recessive, maroon weathering, interbedded maroon and apple-green slate; "Oldhamia" trace fossils; rare grey chert; locally basal member and interbeds of quartz siltstone, sandstone and quartz-pebble conglomerate.
		PCH5	Dark brown- and green- to light grey-weathering, dark green volcanic rocks, commonly with calcite-filled vesicles, breccia, tuff, and agglomerate; minor interbedded shale, chert, siltstone and limestone.

PROPERTY GEOLOGY

In 2011, Strategic Metals conducted 1:10000 scale mapping of the western portion of the current Rod property (Figure 5). In 2016, Strategic Metals conducted 1:500 scale mapping in and around the Cake Showing, 12 km west-southwest of Discovery Ridge area. The following is a summary based on Strategic's work and observations made by other exploration geologists who have worked on the property at various times.

The southern and eastern portions of the property are underlain predominantly by Hyland Group rocks. The stratigraphically lowest unit within the Hyland Group is thick bedded, beige to light brown, medium- to coarse-grained quartz-rich sandstone and arkose sandstone (PCHg). Minor quartz-pebble conglomerate, dark grey limestone and dark-grey shale horizons are interbedded with the sandstones. Maroon and green shale with lesser amounts of coarse-grained quartz sandstone to quartz pebble conglomerate (PCHs) overlie the sandstone unit. The upper most section of the Hyland Group is laminated to thin bedded, orange-grey weathered, dark grey, fine-grained, silty limestone (PCHc).

In the eastern part of the property, the Hyland Group is unconformably overlain by a package of rocks dominated by poorly sorted, coarse clastic sequences, which are indicative of deposition in a gravitationally unstable, transitional shelf environment. Debris flows within this sequence comprise sand to cobble-sized lithic clasts of limestone, sandstone and shale. Larger clasts are aligned sub-parallel to bedding. The debris flows are interbedded with coarse-grained, calcareous, lithic sandstone and lithic pebble conglomerate (CG).

The northern and western parts of the property are mainly underlain by Earn Group rocks. In the Discovery Ridge area, Earn Group is confined to the footwall of the Dawson Thrust Fault, but to the west it occurs above and below the thrust fault.

In the central part of the property, Earn Group is dominated by dark grey to black, variably carbonaceous and variably siliceous shale to siltstone (DMEs). Carbon content within the shale tends to be higher than normal near faults. Occasional barite veins with some coarse sphalerite and rare quartz-galena veins are found within the shales near late structures. The nature of the soft shale in contrast to the quartz-rich Hyland Group rocks creates a distinct change in geomorphological character with vegetated, rounded ridges in the north changing to steep, rugged ridges in the south. The transition between these two domains roughly corresponds to the Dawson Thrust Fault.

Several units of unknown ages near the Dawson Thrust Fault have been grouped with the Earn Group. In the central part of the property, a package of rocks dominated by green, volcanic breccia interbedded with volcaniclastic, sandstone and tuff (DMEv) sit structurally above the Earn Group shales, and crops out discontinuously along the Dawson Thrust Fault. This package commonly grades northwards into fine-grained, micaceous sandstone and black chert (DMEch) and rarely into heterogeneous, poorly sorted breccia containing clasts of de-calcified carbonate, chert and shale. In the west-central part of the property, structurally up section from the volcaniclastic rocks, hornblende-pyroxene gabbro bodies of Triassic Galena Suite (TrG) crop out discontinuously in thin, linear dykes parallel to the thrust fault. Locally, fault-bounded

ultramafic bodies and their altered equivalents (um) and grey, thin bedded quartzite (DMEq) also crop out near the Dawson Thrust Fault.

West of the central map area, the Dawson Thrust Fault cuts the Earn Group and exposes thin bedded, dark grey-brown chert interbedded with dark grey shale and siltstone (DMEs). In the far west part of the property, south of the Dawson Thrust Fault, brown weathering, grey, fine-grained, calcareous sandstone interbedded with dark grey shale is also interpreted to be part of the Earn Group. Locally interbedded with these rocks are fine-grained quartz-rich sandstone, phyllite and brown, fine- to medium-grained arkose sandstone with cross bedding (DMEps). Recent observations made by Strategic Metals have identified a previously unrecognized volcanic unit in the western part of the property. This unit consists of limey, pyroxene-phyric andesite and is exposed in an area that was previously mapped as Earn Group shale (DMEs). It is uncertain whether the unit corresponds to volcanic rocks observed elsewhere on the property.

Structure

The Rod property straddles the Dawson Thrust Fault for a length of 25 km. The Dawson Thrust Fault has been historically drawn on maps as one continuous fault; however detailed mapping indicates that the Dawson Thrust Fault in this area is an imbricate zone comprising up to four thrust faults that shorten and imbricate Hyland Group, Earn Group and possible Cambrian to Triassic strata. For clarity, the term Dawson Thrust Fault in this report refers to the leading edge of deformation (the most northerly fault) within the imbricate zone. Where exposed, the leading edge of deformation (Dawson Thrust Fault) appears be overprinted by brittle deformation suggesting it has been re-activated. Evidence for brittle deformation includes closely spaced fracture sets (labelled as late foliations on Figure 5), quartz and calcite veins, and crenulations in shale. Typically thrust faults within the imbricate zone strike about 070° to 090° and dip moderately to the south.

The dominant fabric within the Rod property is a penetrative foliation that manifests itself as a slaty cleavage in some units. This fabric is overprinted by a late foliation that only occurs near the Dawson Thrust Fault. Both the penetrative foliation and the late foliation strike from 055° to 120° and dip shallowly to moderately to the south. Bedding is often preserved in Hyland Group sandstone and Cambrian strata. It strikes between 070° to 125° and dips moderately to the south, except near fold hinges.

Several phases of folding are observed within the Rod property. Early, isoclinal folding of the Hyland Group and Cambrian strata complicate the map pattern. The penetrative foliation is axial planar to these overturned folds, which plunge shallowly to the southeast. Late, upright, tight folds generally trend east-west and plunge very shallowly. In the footwall of the Dawson Thrust Fault, within Earn Group shale, centimetre scale folding is observed in close proximity to the fault. These folds deform the penetrative foliation, plunge moderately to the southeast, and are interpreted to be linked to late fault movements.

Within the footwall of the thrust stack, a west-southwesterly trending fault of unknown kinematics, which cuts Earn Group shale, has been traced for eight kilometres. This fault, (the "Flowers Fault"), is a brittle feature that appears to have accommodated significant fluid flow.

Closely spaced fracture sets that contain metal oxides and quartz veins are much more abundant within the vicinity of this structure than are seen elsewhere on the property.

High-angle dip-slip faults offset stratigraphy, early isoclinal folds and thrust faults. Movement along these steep structures is interpreted to post-date all other structural features but direct evidence for this has not been found. These structures are generally north striking with a sinistral strike-slip component to the movement.

MINERALIZATION

Since 1977, prospecting and rock sampling have been conducted within the boundaries of the current Rod property by several operators. Historically, work has focused on four mineral occurrences located in the Discovery Ridge area: the Odysseus Zone, the JRS Zone, the Calypso Vein and the Mentor Showing.

Work performed by Strategic Metals has identified another nine occurrences on the property. These occurrences are the Violet Zone, Rose Showing, Pearl Showing, Hermes Showing, Crush Showing, Shotgun Showing, Pine Showing, Cake Showing and Ino Showing. Figure 6 illustrates the locations of all thirteen mineral occurrences.

In 2017, Strategic Metals collected a total of 4 rock samples from the property, at the Ino Showing. The 2017 rock sample locations are plotted on Figure 7, and significant results from the western portion of the property, from all programs to date, are illustrated on Figure 8. Rock Sample Descriptions and Certificates of Analysis for the 2017 samples are provided in Appendices III and IV, respectively.

In 2017, rock sample sites were marked with orange flagging tape labelled with the sample number. The location of each sample was determined using a handheld GPS unit. Rock sample preparation and multi-element analyses were carried out at ALS Minerals' laboratory in North Vancouver, BC. Each sample was dried and fine crushed to better than 70% passing 2 mm, and then a 250 g split was pulverized to better than 85% passing 75 microns. The fine fraction was analyzed for 51 elements using an aqua regia digestion followed by inductively coupled plasma combined with mass spectroscopy and atomic emission spectroscopy (ME-MS41). An additional 30 g charge was further analysed for gold by fire assay with atomic absorption spectroscopy finish (Au-AA26). Over limit values for lead and silver were determined by aqua regia digestion followed by inductively coupled plasma-atomic emission spectroscopy (Pb-OG46 and Ag-OG46).

The following are brief descriptions of the thirteen mineral occurrences that have been identified on the property.

The Odysseus Zone is a roughly 850 m by 350 m arc that straddles the northern part of Discovery Ridge, and covers Earn Group strata in the footwall of the Dawson Thrust Fault. Mineralization in this zone is both structurally and stratigraphically controlled. Significant assays have been obtained from northeast-trending veins containing quartz and galena, and from black shale, which often appears barren but sometimes features secondary oxides on fractures.

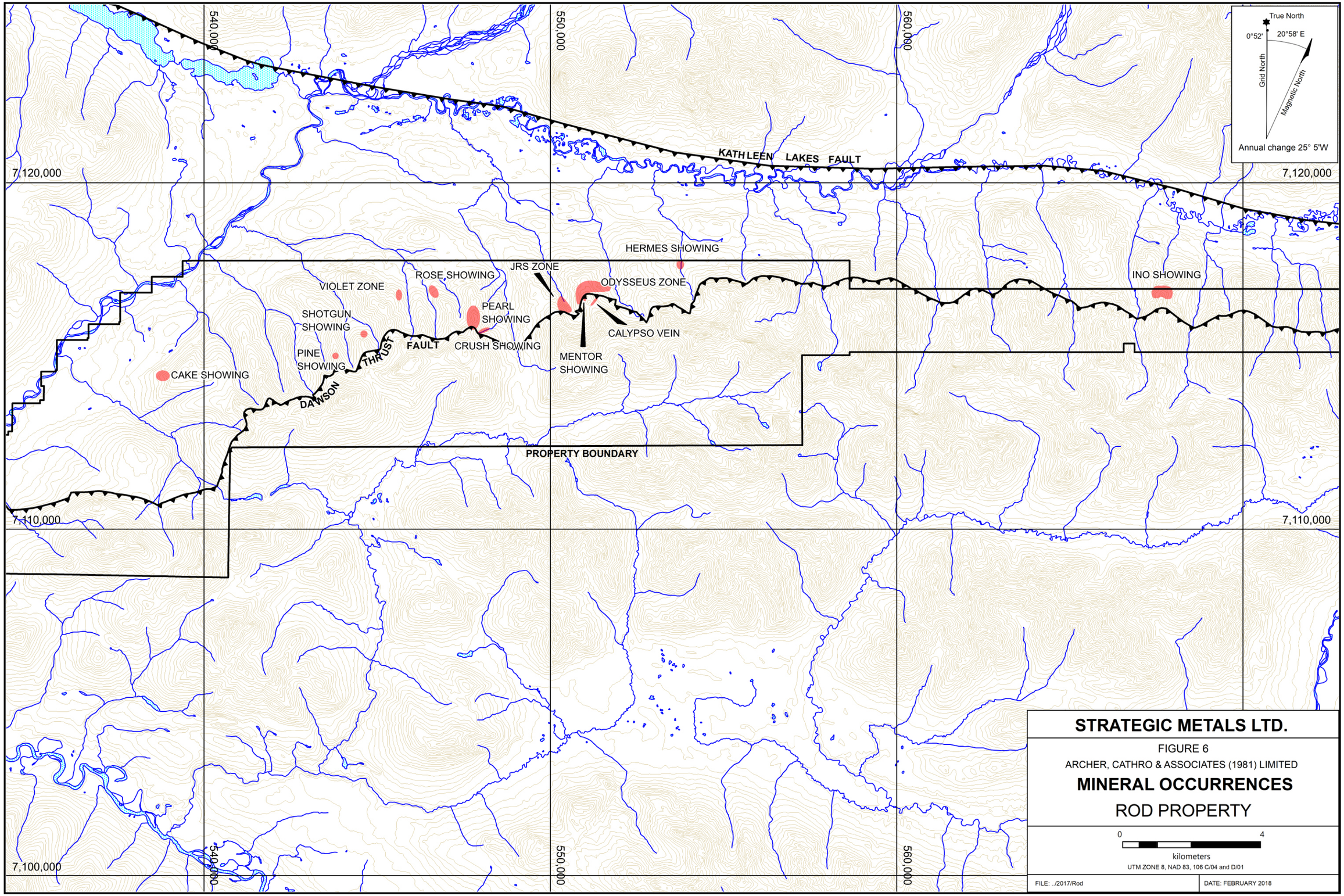
540,000
550,000
560,000
7,120,000
7,110,000
7,100,000
True North
0°52'
20°58' E
Grid North
Magnetic North
Annual change 25° 5'W
KATHLEEN LAKES FAULT
HERMES SHOWING
JRS ZONE
ROSE SHOWING
VIOLET ZONE
ODYSSEUS ZONE
INO SHOWING
SHOTGUN SHOWING
PEARL SHOWING
CALYPSO VEIN
PINE SHOWING
DAWSON THRUST FAULT
CRUSH SHOWING
MENTOR SHOWING
CAKE SHOWING
PROPERTY BOUNDARY
STRATEGIC METALS LTD.
FIGURE 6
ARCHER, CATHRO & ASSOCIATES (1981) LIMITED
MINERAL OCCURRENCES
ROD PROPERTY
0
4
kilometers
UTM ZONE 8, NAD 83, 106 C/04 and D/01
FILE: ../2017/Rod
DATE: FEBRUARY 2018

7,120,000

570,000

575,000

True North

0°52'

20°58' E

Grid North

Magnetic North

Annual change 25° 5'W

PROPERTY BOUNDARY

7,115,000

7,115,000

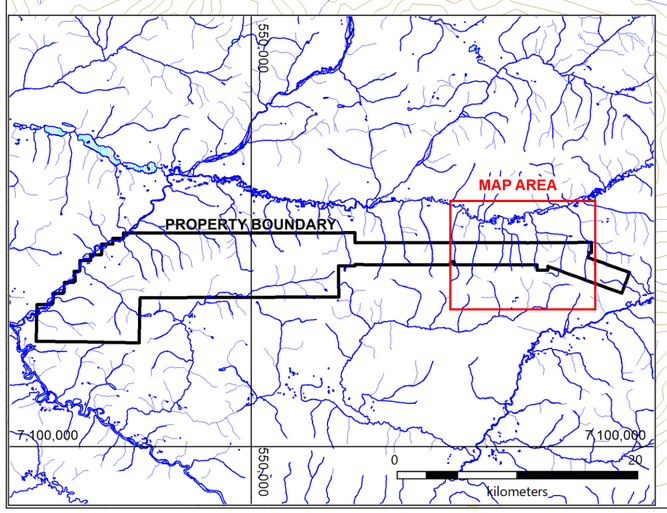

570,000

575,000

STRATEGIC METALS LTD.

FIGURE 7

ARCHER, CATHRO & ASSOCIATES (1981) LIMITED

2017

SOIL AND ROCK SAMPLE LOCATIONS

ROD PROPERTY

0 1

kilometers

UTM ZONE 8, NAD 83, 106 C/04 and D/01

FILE: ../2017/Rod

DATE: FEBRUARY 2018

The host unit is a dusty grey weathering black shale that locally exhibits a pale green hue on weathered surfaces. Outcrop is rare, but this unit is represented as near-source fine talus within vegetation kill zones up to several tens of metres in diameter. Quartz vein and massive galena float is scattered throughout the zone, in some places occurring with strong malachite staining.

In 1979, drill hole CSR-3 was collared within the Odysseus Zone. It targeted the presumed source of massive galena float, between 70 and 100 m north of the collar. This hole was abandoned at 40 m due to poor ground conditions (James, 1980). No assays were reported from this hole.

In 1984, hand trenching was performed within the galena-rich area targeted by CSR-3. Two trenches, spaced 20 m apart, exposed a swarm of northwest-trending quartz veins and veinlets stained with yellow oxide, possibly plumbojarosite. In one of the trenches, the exposed vein is 1.3 m wide and includes a 20 cm wide core of massive, fine-grained galena, which assayed 57.56 oz/ton (1973 g/t) silver, and 66.2% lead (Carne, 1984).

In 2010, Strategic Metals collected float and chip samples from the Odysseus Zone. A selective grab sample, collected from a seam of galena in outcrop returned 1855 g/t silver, 43.03% lead and 1820 ppm molybdenum, while a composite sample composed of moderately abundant fragments of green stained quartz vein and quartz breccia, collected from a kill zone, assayed 1760 g/t silver and 6.12% lead. A grab sample of massive galena taken from an historical trench about 100 m east of the kill zone assayed 2370 g/t silver and 76.85% lead (Eaton and Kammerer, 2011).

In 2011, Strategic Metals drilled 10 diamond drill holes in the Odysseus Zone, targeting down dip and strike extension of mineralization exposed around the previously identified kill zone. Drilling tested a strike length of 400 m and to a maximum vertical depth of 360 m below surface. All of the holes intersected black shale with syngenetic pyrite and varying degrees of graphitic alteration. Mineralization was confined to narrow quartz veins and consisted of pyrite, galena and sphalerite (Dumala, 2012).

Table III summarizes the significant intersections from the 2011 diamond drilling.

Table III: Significant 2011 Odysseus Zone Drill Intersections

Hole #	From (m)	To (m)	Interval (m)	Ag (g/t)	Pb (%)	Zn (%)
ROD-11-01	82.30	85.34	3.04	18.15	0.748	1.635
ROD-11-02	No Significant Assays					
ROD-11-03	93.80	102.11	8.31	101.91	4.758	4.443
Includes	99.59	100.58	0.99	502.00	28.010	19.950
ROD-11-04	107.66	112.78	5.12	19.39	0.776	2.524
ROD-11-05	110.31	111.25	0.94	59.50	3.320	0.834
ROD-11-06	41.15	48.77	7.62	22.84	0.159	0.018
And	67.06	79.25	12.19	19.29	0.171	0.018
And	124.97	128.02	3.05	53.90	1.885	0.534
ROD-11-07	32.00	35.05	3.05	21.40	0.101	0.006
And	92.96	96.01	3.05	42.30	0.026	0.054

And	114.30	117.35	3.05	18.50	0.537	2.690
And	129.54	132.59	3.05	19.10	0.400	0.445
ROD-11-08	53.05	56.39	3.34	30.94	1.108	0.216
Includes	53.05	53.67	0.62	116.00	5.480	0.967
ROD-11-09	21.34	24.38	3.04	34.00	1.335	0.046
And	51.82	60.96	9.14	34.46	1.524	0.017
Includes	54.86	57.91	3.05	73.50	3.970	0.014
ROD-11-10	154.35	164.03	9.68	25.35	0.741	0.422
Includes	162.94	164.03	1.09	108.00	3.100	1.225

In 2014, sampling of dark maroon-black and metallic volcanic material and orange weathering, dark green listwanite (?) returned nickel values in excess of 1000 ppm, with a peak value of 1690 ppm. In addition, a float grab of dark pitted scoria returned 5.45% zinc. These samples were all collected south of the 2011 drill hole collars, in an area mapped as Earn Group chert, shale and breccia (DMEch).

The Calypso Vein is situated on Discovery Ridge and consists of a two to four metre thick siderite vein exposed in two hand trenches spaced 250 m apart. Between the trenches, the surface trace of the vein is marked by abundant mineralized sub-crop and talus. Locally the vein contains blebby galena and sphalerite, with smaller isolated occurrences of oxidized zinc and weathered massive galena. The vein is coincident with a northeast-trending fault structure within the Hyland Group (Arnold and Floyd, 1977). It exhibits a conspicuously dark brown weathering that distinguishes it from the surrounding limestone and shale.

Historical channel sampling of the vein returned 236.6 g/t silver, 13.25% lead and 1.15% zinc over 4.57 m in TR-79-1 and 97.8 g/t silver, 3.32% lead and 6.27% zinc over 11.59 m in TR-79-2. Drill holes CSR-1, 2 and 4 tested the depth extension of this structure. All three holes encountered numerous highly oxidized but poorly mineralized zones (James, 1980).

Chip samples collected by Strategic Metals in 2010 from a historical trench exposing the Calypso Vein returned 256 g/t silver, 10.70% lead and 4.39% zinc over 2.01 m. This trench is located on the uphill side of an approximately 150 m long by 4 m wide area of sub-crop and float, containing abundant siderite (Eaton and Kammerer, 2011).

Samples collected in 2014 from hand pits dug along the projected trace of the vein extended its strike length by another 190 m. Well mineralized samples from the pits returned peak values of 1855 g/t silver, 60.74% lead, 18.95% zinc, 10700 ppm copper, 8000 ppm arsenic and >10000 ppm antimony. The cross-cutting relationship of the vein indicates that it post-dates movement along the Dawson Thrust Fault.

The Mentor Showing is located along the Dawson Thrust Fault on Discovery Ridge, and covers an 8 m by 6 m area of gossanous shale and two small hand trenches. Numerous cobble-sized fragments of highly oxidized zinc- and lead-rich vein material are present in and around one of the trenches but no mineralization was found in the other. Its higher zinc content and proximity to the thrust fault distinguish this showing from the nearby Odysseus Zone.

A historical sample taken here assayed 101.1 g/t silver, 4.05% lead and 1.48% zinc (James, 1980).

In 2010, a grab sample of high-grade vein material, taken from the Mentor Showing, assayed 722 g/t silver, 29.5% lead and 7.95% zinc. A grab sample of limonitic and punky galena-bearing material, collected from a hand pit at the Mentor Showing in 2014, returned 834 g/t silver, 38.97% lead and 7.53% zinc.

The JRS Zone is located 500 m west of Discovery Ridge. It is underlain by Earn Group shale and is located in a geological setting similar to that of the Odysseus Zone, relative to the Dawson Thrust Fault. The area was first identified by Manson Creek Resources and appears to be the source of a transported gossan deposited in a nearby northwest-flowing creek. Manson Creek Resources drilled three holes (JRS-1, -2 and -3) near the head of the gossan, which intersected numerous thin intervals of pyrite-dominated, syngenetic massive sulphide that assayed up to 0.38 g/t gold and 27.6 g/t silver. Thicknesses of sulphide intervals ranged from 5 to 40 cm. The occurrence was described as being blind-to-surface (Jutras, 2003).

In 2014, two outcrop samples were collected at the head of a gossanous tributary drainage in the JRS Zone, from a 30 cm wide horizon of bright orange and intensely limonitic, stratiform silica, with masses of coarse-grained sphalerite. These samples returned values of up to 2000 ppm nickel and 1.96% zinc.

The Rose Showing lies 4300 m west of Discovery Ridge and north of the Flowers Fault. The showing lies along a subsidiary southwest-trending fault and associated gully. A 2011 sample from a quartz boulder containing galena and trace malachite assayed 7.59% lead and 229 g/t silver, while nearby rusty quartz float assayed 1.15% lead, 0.69% zinc, 539 g/t silver, 4950 ppm vanadium and 465 ppm molybdenum.

A composite sample also collected in 2011, comprising limonitic float containing dark purple and blue-black oxide, yielded values of 1% zinc, 3390 ppm nickel and 208 ppm molybdenum. In 2014, a composite sample of orange-brown material from the same area with banded limonite and goethite, and weak clay alteration returned 1935 ppm nickel and 156 ppm molybdenum.

The Pearl Showing is located on a north-trending ridge approximately 3000 m to the west of Discovery Ridge, on the west side of Rod Creek. It is underlain by Earn Group strata in the immediate footwall of the Dawson Thrust Fault.

A selective grab sample, collected in 2014 and consisting of massive galena cobbles, with sparse encrusting anglesite, assayed 4410 g/t silver and 79.48% lead. Two samples of barite vein material with coarse-grained sphalerite returned 3.91% and 2.34% zinc, respectively.

The Crush Showing consists of a moderately south-dipping, scorodite-stained, massive galena-arsenopyrite-stibnite vein that cuts dark graphitic shale. It is located in a drainage 200 m southeast of the Pearl Showing.

In 2015, a chip sample across the vein, along with shale wallrock on either side, returned 73.2 g/t silver, 0.51 g/t gold, 3.22% lead and 1.06% zinc over 1.6 m. A selected grab of the vein material, consisting of banded galena, yielded 1385 g/t silver, 20.50% lead and 1.51% zinc (Morton, 2016a).

The Violet Zone is located 800 m west of the Rose Zone, along the north side of the Flowers Fault. In 2011, Strategic Metals drilled hole ROD-11-12 in the Violet Zone, targeting an anomalous contour soil sample. This hole intersected black graphitic shale and a 6.5 m band of pitted volcanic rock containing orange oxide material. A 10.67 m long interval, which included the volcanic horizon, averaged 1512 ppm nickel, 195 ppm molybdenum and 2386 ppm vanadium, including a sub-interval that graded 4870 ppm nickel and 376 ppm molybdenum over 1.52 m.

In 2014, a sample collected near the collar of hole ROD-11-12, which consisted of a dark, porous and sugary volcanic(?) rock with rare white precipitate, returned 3.53% zinc and 3860 ppm nickel. Another sample taken in this area, which comprised tarnished quartz vein with a steel-coloured sulphide mineral and brightly coloured secondary oxide, graded 4940 ppm copper and 2500 ppm vanadium.

The Shotgun Showing lies 1500 m southwest of the Violet Zone, and consists of mineralized quartz boulders on a steep southeast-facing slope. The boulders, which are up to 40 by 40 by 25 cm in size, comprise orange, brecciated and drusy quartz with clots of galena and chalcopyrite within druses. In 2015, two samples of this material yielded 149 g/t silver, 0.38% lead, 0.12% zinc and 1.62% copper, and 111 g/t silver, 1.43% lead and 1.32% copper (Morton, 2016a).

The Pine Showing consist of a 10 cm wide mineralized quartz vein that cuts dark grey shale along a ridge, 1000 m southwest of the Shotgun Showing. In 2015, a sample from a vein outcrop, containing clots of limonite, pale yellow oxide (plumbojarosite?) and fine- to coarse-grained galena, returned 182 g/t silver and 10.30% lead (Morton, 2016a).

The Cake Showing comprises a 200 m long exposure of limey, pyroxene-phyric andesite hosting a mineralized stockwork of quartz-siderite veins and veinlets. The exposure is located 4870 m west of the Pine Showing, on the south side of an east-trending gully. The majority of the veinlets are 4 to 5 cm wide, but they range up to a maximum observed width of 25 cm. Clots of chalcopyrite, azurite, malachite, arsenopyrite and lesser stibnite occur irregularly throughout the veins and veinlets.

In 2015, a sample of the stockwork veinlets yielded 3620 g/t silver, 9.75 g/t gold and, 15.75% copper, with >1% arsenic and antimony, while another sample from a 15 cm wide scorodite-stained quartz vein containing 40% fine-grained arsenopyrite returned 0.75 g/t gold and >1% arsenic with background values for all other elements of interest (Morton, 2016a).

In 2016, a series of channel samples were collected intermittently along the mineralized cliff face. Channel sample results showed the poddy nature of the sulphides within the veins, with the best sample grading 14.7 g/t silver, 0.03 g/t gold and 719 ppm copper over 1.8 m (Mitchell, 2017).

The Hermes Showing lies 2160 m east of the Odysseus Zone, in the immediate footwall of the Dawson Thrust Fault. In 2011, two rock samples were collected in this area, in conjunction with geological mapping. These samples returned gold values of 1.21 g/t and 3.28 g/t. In 2016, three additional rock samples were taken in this area. The best of the 2016 results came from a grab sample of black sooty shale with narrow quartz veinlets and rare fine grained galena, which returned 17.7 g/t silver and 0.19% lead. All of the 2016 samples yielded low gold values (up to 0.02 ppm).

The Ino Showing is located 15.5 km east of the Odysseus Zone, and covers an approximately 3.5 m wide listwaenite horizon within Earn Group shale. A chip sample cut across the horizon, hosting abundant clots of medium to coarse grained galena within dolomite veinlets, returned 79.9 g/t silver and 7.47% lead over 50 cm. A grab sample of similar material, removed from a hand pit approximately 140 m to the northeast and in an area of thick vegetation, assayed 367 g/t silver and 30.5% lead.

SOIL GEOCHEMISTRY

In 2010 and 2011, reconnaissance-scale geochemical surveys were conducted by Strategic Metals across the Rod property, while more detailed grid sampling was done in the Discovery Ridge area and another, smaller area 9.5 km to the west. In 2014, grid soil sample coverage was extended west of the Discovery Ridge area to encompass the Rose and Pearl showings. In 2015 large grids were established over the Cake, Pine and Shotgun showings in areas where contour soil samples had returned anomalous values.

In 2017, Strategic Metals collected 310 contour soil samples on the eastern part of the Rod Property. The 2017 sample locations are shown on Figure 7. Results from all programs for silver, lead, zinc, gold and copper in the western portion of the property are illustrated thematically on Figures 9 to 13, respectively, and are provided in the same order for the eastern portion of the property on Figures 14 to 18.

The 2017 soil sample locations were recorded using hand-held GPS units. Sample sites are marked by aluminum tags inscribed with the sample numbers and affixed to 0.5 m wooden lath that were driven into the ground. Soil samples were collected from 5 to 75 cm deep holes dug by hand-held auger. They were placed into individually pre-numbered Kraft paper bags. The soil samples were sent to ALS Minerals in Whitehorse, where they were dried and screened to -180 microns. The fine fractions were then shipped to ALS Minerals in North Vancouver where they were analysed for 51 elements using an aqua regia digestion followed by inductively coupled plasma combined with mass spectroscopy and atomic emission spectroscopy (ME-MS41). An additional 30 g charge was further analysed for gold by fire assay with inductively coupled plasma-atomic emissions spectroscopy finish (Au-ICP21). Anomalous thresholds and peak values for the metals of interest are listed in Table IV.

565,000

570,000

575,000

True North

0°52'

20°58' E

Grid North

Magnetic North

Annual change 25° 5'W

PROPERTY BOUNDARY

7,115,000

7,115,000

550,000

MAP AREA

PROPERTY BOUNDARY

7,100,000

7,100,000

550,000

0

20

kilometers

570,000

Silver Soil Geochemistry (ppm)

- ≥20 <293
- ≥10 <20
- ≥5 <10
- ≥2 <5
- ≥1 <2
- ≥0 <1

Silver Silt Geochemistry (ppm)

- ≥2 <4.7
- ≥1 <2
- ≥0 <1

STRATEGIC METALS LTD.

FIGURE 14

ARCHER, CATHRO & ASSOCIATES (1981) LIMITED

ROD EAST
SILVER SOIL GEOCHEMISTRY

ROD PROPERTY

0 2,000

meters

UTM ZONE 8, NAD 83, 106 C/04 and D/01

FILE: ../2017/Rod

DATE: FEBRUARY 2018

565,000

570,000

575,000

True North

0°52'

20°58' E

Grid North

Magnetic North

Annual change 25° 5'W

PROPERTY BOUNDARY

7,115,000

7,115,000

550,000

MAP AREA

PROPERTY BOUNDARY

7,100,000

7,100,000

550,000

0

20

kilometers

570,000

Lead Soil Geochemistry (ppm)

- ≥ 1,000 < 20,700
- ≥500 < 1,000
- ≥ 200 < 500
- ≥ 100 < 200
- ≥ 50 < 100
- ≥ 0 < 50

Lead Silt Geochemistry (ppm)

- ≥ 200 < 286
- ≥ 100 < 200
- ≥ 50 < 100
- ≥ 0 < 50

STRATEGIC METALS LTD.

FIGURE 15

ARCHER, CATHRO & ASSOCIATES (1981) LIMITED

ROD EAST
LEAD SOIL GEOCHEMISTRY

ROD PROPERTY

0 2,000

meters

UTM ZONE 8, NAD 83, 106 C/04 and D/01

FILE: ../2017/Rod

DATE: FEBRUARY 2018

565,000

570,000

575,000

True North

0°52'

20°58' E

Grid North

Magnetic North

Annual change 25° 5'W

PROPERTY BOUNDARY

7,115,000

7,115,000

550,000

MAP AREA

PROPERTY BOUNDARY

7,100,000

7,100,000

550,000

0

20

kilometers

570,000

Zinc Soil Geochemistry (ppm)

- ≥5,000 <60,400
- ≥2,000 <5,000
- ≥1,000 <2,000
- ≥500 <1,000
- ≥200 <500
- ≥0 <200

Zinc Silt Geochemistry (ppm)

- ≥5,000 <8,390
- ≥2,000 <5,000
- ≥1,000 <2,000
- ≥500 <1,000
- ≥200 <500
- ≥0 <200

STRATEGIC METALS LTD.

FIGURE 16

ARCHER, CATHRO & ASSOCIATES (1981) LIMITED

ROD EAST
ZINC SOIL GEOCHEMISTRY

ROD PROPERTY

0 2,000

meters

UTM ZONE 8, NAD 83, 106 C/04 and D/01

FILE: ../2017/Rod

DATE: FEBRUARY 2018

565,000

570,000

575,000

True North

0°52'

20°58' E

Grid North

Magnetic North

Annual change 25° 5'W

PROPERTY BOUNDARY

7,115,000

7,115,000

550,000

MAP AREA

PROPERTY BOUNDARY

7,100,000

7,100,000

550,000

0

20

kilometers

570,000

Gold Soil Geochemistry (ppb)

- ≥100 <106
- ≥50 <100
- ≥20 <50
- ≥10 <20
- ≥5 <10
- ≥0 <5

Gold Silt Geochemistry (ppb)

- ≥20 <37
- ≥10 <20
- ≥5 <10
- ≥2 <5
- ≥1 <2
- ≥0 <1

STRATEGIC METALS LTD.

FIGURE 17

ARCHER, CATHRO & ASSOCIATES (1981) LIMITED

ROD EAST
GOLD SOIL GEOCHEMISTRY

ROD PROPERTY

0 2,000

meters

UTM ZONE 8, NAD 83, 106 C/04 and D/01

FILE: ../2017/Rod

DATE: FEBRUARY 2018

565,000

570,000

575,000

True North

0°52'

20°58' E

Grid North

Magnetic North

Annual change 25° 5'W

PROPERTY BOUNDARY

7,115,000

7,115,000

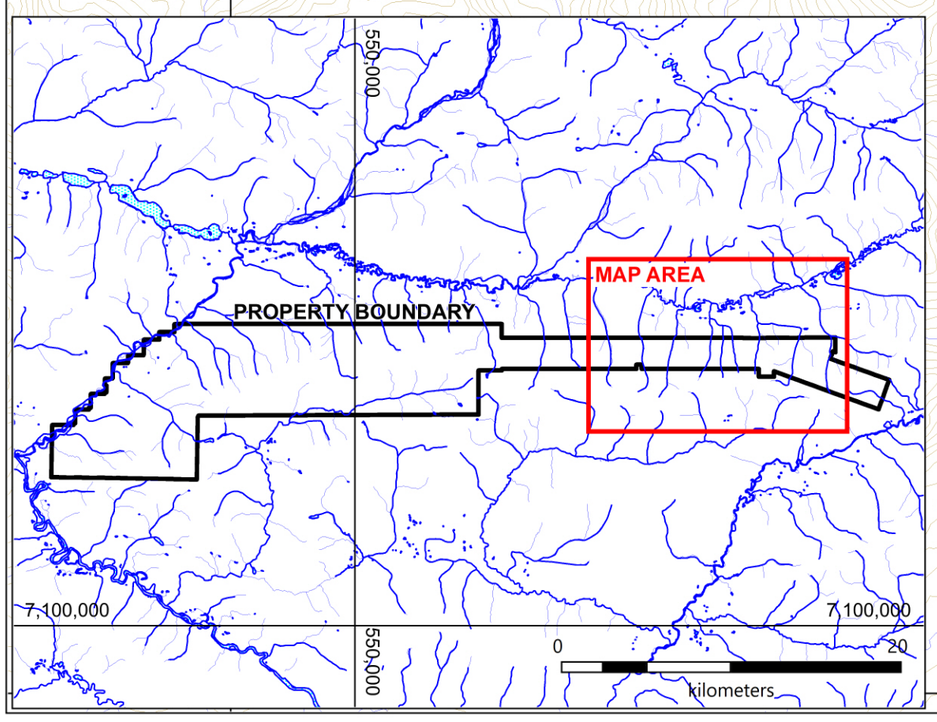

570,000

Copper Soil Geochemistry (ppm)

- ≥ 1,000 < 1,100
- ≥ 500 < 1,000
- ≥ 200 < 500
- ≥ 100 < 200
- ≥ 50 < 100

Copper Silt Geochemistry (ppm)

- ≥ 500 < 868
- ≥ 200 < 500
- ≥ 100 < 200
- ≥ 50 < 100
- 0 < 50

STRATEGIC METALS LTD.

FIGURE 18

ARCHER, CATHRO & ASSOCIATES (1981) LIMITED

ROD EAST
COPPER SOIL GEOCHEMISTRY

ROD PROPERTY

0 2,000

meters

UTM ZONE 8, NAD 83, 106 C/04 and D/01

FILE: ../2017/Rod

DATE: FEBRUARY 2018

Table IV– Threshold and Peak Values for Soil Samples

Element	Anomalous Thresholds				
	Weak	**Moderate**	**Strong**	**Very Strong**	**Peak**
Silver (ppm)	≥ 2 < 5	≥ 5 < 10	≥ 10 < 20	≥ 20	293
Lead (ppm)	≥ 100 < 200	≥ 200 < 500	≥ 500 < 1000	≥ 1000	30400
Zinc (ppm)	≥ 500 < 1000	≥ 1000 < 2000	≥ 2000 < 5000	≥ 5000	60400
Gold (ppb)	≥ 10 < 20	≥ 20 < 50	≥ 50 < 100	≥ 100	137
Copper (ppm)	≥ 100 < 200	≥ 200 < 500	≥ 500 < 1000	≥ 1000	1110
Arsenic (ppm)	≥ 200 < 500	≥ 500 < 1000	≥ 1000 < 2000	≥ 2000	10400
Nickel (ppm)	≥ 50 < 100	≥ 100 < 200	≥ 200 < 500	≥ 500	2270
Vanadium (ppm)	≥ 100 < 200	≥ 200 < 500	≥ 500 < 1000	≥ 1000	5360
Antimony (ppm)	≥ 10 < 20	≥ 20 < 50	≥ 50 < 100	≥ 100	918
Molybdenum (ppm)	≥ 10 < 20	≥ 20 < 50	≥ 50 < 100	≥ 100	701

Metal-in-soil values are generally strongest along ridges underlain by Earn Group, near the Dawson Thrust Fault and the Flowers Fault. Peak silver (293 ppm) and lead (2.07%) values occur in the Odysseus Zone, which covers black shale and siltstone (DMEs), while the highest zinc (6.04%) and nickel (0.227%) values occur at the head of a creek that seperates the Odysseus Zone from the JRS Zone. All of these results are part of a broad east-northeast trend of anomalous silver, lead, zinc, molybdenum and antimony values, which parallels the Dawson Thrust Fault. Anomalous lead values tend to be tightly constrained to this trend, while elevated zinc and molybdenum values are more dispersed.

Soil sampling has also outlined a smaller cluster of strongly anomalous copper, weakly anomalous silver, moderately to strongly anomalous arsenic values with a single point nickel anomaly (523 ppm), which is centred on the Cake Showing. This cluster is located within a much broader, 1.8 by 1.4 km area of strongly anomalous antimony values.

An area of strong to very strong nickel-in-soil values, located 3.5 km southeast of the Cake Showing, is explained by an underlying listwanite.

The peak gold value (137 ppb) was collected in 2014 at the Rose Zone, an area of localized but very strongly anomalous lead, vanadium and antimony geochemistry with strong silver, zinc, copper, arsenic, nickel and molybdenum support.

The peak molybdenum value (701 ppm) was collected at the Violet Zone in 2011. This sample also returned 0.48% lead, 0.145% zinc, 15.6 g/t silver, 125.5 ppm tin, 441 ppm nickel and 1450 ppm vanadium. Hole ROD-11-12 was drilled up-hill from this anomalous sample site, and the results are discussed in the Mineralization section earlier in this report. The area of the Violet Zone has not been grid soil sampled.

In the eastern part of the property, contour soil sampling north of Dawson Thrust Fault outlined a small cluster of very strongly elevated silver (up to 55.7 g/t) and lead (up to 3.04%) values in the area of the Ino Showing. Other clusters of strongly anomalous silver and lead values were found

on nearby ridges. Gold, zinc and copper values are lower but still anomalous and are more widely dispersed.

DISCUSSION AND CONCLUSIONS

The Rod property lies within the Rackla Belt, a district containing a number of advanced exploration prospects. Strategic Metals has identified multiple styles of mineralization on the property, including: late stage silver-bearing veins that cross-cut regional structures and stratigraphy, such as the Odysseus Zone and Calypso Vein; volcanic-hosted gold-silver-copper stockwork veins at the Cake Showing; syngenetic and stratiform massive sulphide and barite occurrences in the JRS Zone and Rose Showing; and volcanic-related(?) nickel molybdenum±zinc mineralization, which was intersected in hole ROD-11-12 at the Violet Zone.

Reconnaissance soil sampling in 2017, in the eastern part of the property, outlined clusters of strongly elevated silver and lead values. Follow up prospecting resulted in the discovery of the Ino Showing.

Further work on the Rod property is strongly recommended, due to the size and tenor of the geochemical anomalies and the ongoing discoveries of metal-enriched rocks in various parts of the property. All known areas of mineralization warrant further work, and soil geochemical coverage should continue to be extended along the footwall side of the Dawson Thrust Fault. Metal-in-soil enrichment along this structure may represent upward leakage from buried stratiform or stratabound mineralization. Prospecting and geochemical sampling should be performed in the area between Discovery Ridge and the Hermes Showing, where rock samples returned gold values in excess of 1 g/t. Prospecting and hand trenching should be done at the Pearl Showing to identify the source of the high grade silver-bearing float discovered in 2014. Geophysical surveys should be considered at some of the zones, because vegetation and solifluction make specific target definition difficult without additional information.

Respectfully submitted,

ARCHER, CATHRO & ASSOCIATES (1981) LIMITED



J. Morton, B.Sc., P.Geo.

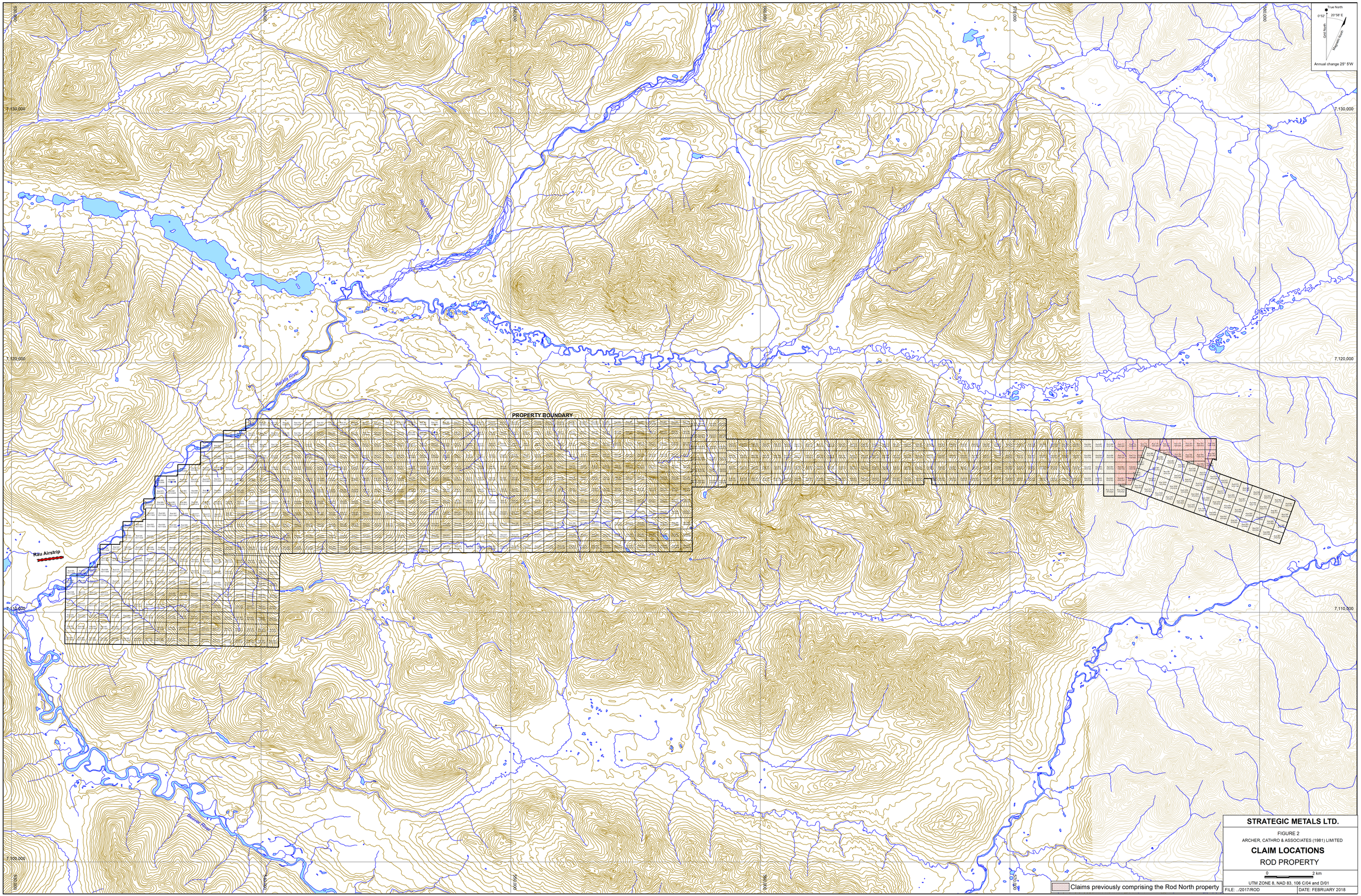

STRATEGIC METALS LTD.

FIGURE 2

ARCHER, CATHRO & ASSOCIATES (1981) LIMITED

CLAIM LOCATIONS

ROD PROPERTY

0 2 km

UTM ZONE 8, NAD 83, 106 C/04 and D/01

FILE: ../2017/ROD

DATE: FEBRUARY 2018

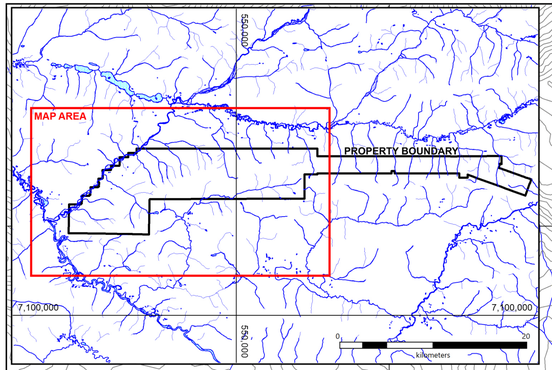

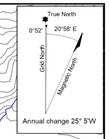

STRATEGIC METALS LTD.

FIGURE 5
ARCHER, CATHRO & ASSOCIATES (1981) LIMITED

PROPERTY GEOLOGY

ROD PROPERTY

0 2 km

FILE: ..2017\ROD | DATE: FEBRUARY 2018

- Q — quaternary
- *TRIASSIC GALENA SUITE*
- Trg — dark green, medium to coarse-grained hornblende-pyroxene gabbro
- um — dark green, fine to medium-grained ultramafic rock; red-orange weathered, ultramafic rock that has altered to calcite, fucsite and talc.
- *MISSISSIPPIAN KENO HILL QUARTZITE*
- MK — light grey, vitreous quartzite; light grey to white, medium-grained arenite.
- *DEVONIAN TO MISSISSIPPIAN EARN GROUP*
- DMEv — light to dark green volcanic breccia, volcaniclastic sandstone and tuff; light green quartz-feldspar porphyry
- DMEch — dark grey to black, medium bedded chert (locally brecciated) and dark grey shale; heterogenous, poorly sorted breccia containing clasts of de-calcified carbonate, chert and shale
- DMEq — grey, bedded quartzite
- DMEps — brown weathered, grey, fine-grained, calcareous sandstone interbedded with dark grey shale; locally, fine-grained quartz-rich sandstone and phyllite; rare brown, fine to medium-grained arkose with cross bedding
- DMEs — dark grey to black, variably carbonaceous and variably siliceous shale to siltstone
- *CAMBRIAN (?)*
- CG — grey brown, coarse-grained, calcareous, lithic sandstone; calcareous pebble conglomerate; poorly sorted debris flow deposits with aligned clasts
- *PROTEROZOIC TO CAMBRIAN HYLAND GROUP*
- PCHc — light grey brown weathered, grey fresh, fine-grained silty limestone; dark grey limestone
- PCHs — green and maroon shale and slate; rare quartz pebble conglomerate horizons
- PCHg — light brown and biege, fine and medium-grained quartz-rich sandstone, arkose sandstone; minor dark grey-brown shale

- bedding
- upright bedding
- foliation
- late foliation
- fold axis
- late fold axis
- fracture
- fault plane
- slickenside

- defined contact
- approximate contact
- inferred contact
- thrust fault
- dip slip fault
- inferred fault
- mapping limit
- 2011 diamond drilling
- synform
- antiform
- overturned synform
- overturned antiform

Odysseus Zone

Sample Number	Sample Type/ Length	Ag (g/t)	Pb (%)	Zn (%)	Au (g/t)	Cu (ppm)	As (ppm)	Ni (ppm)	V (ppm)	Sb (ppm)	Mo (ppm)
M635923	Float	0.52	0.05	5.45	0.003	4	26	532	25	6	0.9
M635930	Float	1250.0	55.42	0.02	0.147	121	6210	1	8	1530	3.8
M635949	Float	589.0	23.24	0.03	0.096	157	5600	7	13	525	3.0
M635950	Float	446.0	17.70	0.04	0.030	50	2620	9	15	403	3.1
M635972	Grab - 20 cm	30.5	0.13	0.16	0.037	326	3150	1130	98	76	2.8
M635973	Outcrop	0.2	<0.01	0.03	0.003	13	84	1690	31	0	0.9
M635974	Outcrop	49.3	1.25	0.19	0.018	273	2360	1010	46	108	1.8
M635982	Float	1.5	0.01	0.06	0.003	21	1500	1045	13	15	0.6
G285902	Outcrop	1855.0	43.03	0.20	0.003	3060	1165	48	959	2660	1820.0
G285903	Float	245.0	3.23	0.54	0.007	2460	1180	29	339	>10000	172.0
G285904	Outcrop	2370.0	76.85	0.13	0.007	1260	520	1	25	3140	42.0
H248830	Outcrop	1760.0	6.12	0.25	0.094	2730	3730	2	106	9400	37.0
H248831	Outcrop	1670.0	70.88	0.28	0.011	1115	725	1	29	2350	79.0
H248839	Chip - 6.0 m	41.8	1.23	0.02	0.007	127	189	10	152	122	24.0
H248842	Chip - 0.37 m	1390.0	30.73	0.11	0.006	1565	549	26	522	2100	349.0
H248848	Float	869.0	37.20	0.19	0.081	259	33200	12	64	1040	27.0
H_7	Float	49.0	1.68	0.91	N/A	N/A	N/A	N/A	N/A	N/A	N/A
H_8	Float	2314.2	66.00	0.38	N/A	N/A	N/A	N/A	N/A	N/A	N/A
2151	Float	1977.6	79.20	N/A	N/A	N/A	N/A	N/A	N/A	N/A	N/A
2152	Float	2006.4	78.90	N/A	N/A	N/A	N/A	N/A	N/A	N/A	N/A
2153	Float	2239.5	59.80	N/A	N/A	N/A	N/A	N/A	N/A	N/A	N/A
2156	Float	2003.6	74.90	N/A	N/A	N/A	N/A	N/A	N/A	N/A	N/A
2154	Float	1183.5	48.20	N/A	N/A	N/A	N/A	N/A	N/A	N/A	N/A
2155	Float	1869.9	69.70	N/A	N/A	N/A	N/A	N/A	N/A	N/A	N/A
2158	Float	1935.0	76.40	N/A	N/A	N/A	N/A	N/A	N/A	N/A	N/A
2159	Float	1923.4	73.70	N/A	N/A	N/A	N/A	N/A	N/A	N/A	N/A
2164	Float	1806.1	80.70	N/A	N/A	N/A	N/A	N/A	N/A	N/A	N/A
2157	Float	2340.3	79.20	N/A	N/A	N/A	N/A	N/A	N/A	N/A	N/A

Calypso Vein

Sample Number	Sample Type/ Length	Ag (g/t)	Pb (%)	Zn (%)	Au (g/t)	Cu (ppm)	As (ppm)	Ni (ppm)	V (ppm)	Sb (ppm)	Mo (ppm)
M635912	Float	1.3	0.01	18.95	0.003	132	301	3	1	49	1.0
M635926	Float	1505.0	60.74	7.05	0.003	2760	1530	9	5	2600	1.0
M635932	Float	46.8	2.03	0.62	0.006	44	1380	6	20	49	0.3
M635967	Outcrop	1855.0	59.90	8.42	0.003	10700	3810	9	4	>10000	0.6
M635971	Outcrop	23.1	0.67	3.57	0.014	156	8000	16	34	292	0.4
H248828	Float	26.3	0.99	8.62	0.001	71	307	2	1	22	0.5
H248829	Outcrop	50.5	0.68	21.20	0.001	566	1100	5	1	247	0.5
H248837	Chip - 2.01 m	256.0	10.70	4.39	0.001	889	1360	4	2	573	0.5
H248850	Outcrop	97.3	2.74	33.62	0.005	1805	4460	28	18	544	1.0
H_1	Outcrop	14.7	3.85	6.55	N/A	N/A	N/A	N/A	N/A	N/A	N/A
TR-79-1	Chip - 4.57 m	236.6	13.25	1.15	N/A	N/A	N/A	N/A	N/A	N/A	N/A
TR-79-2	Chip – 11.59 m	97.8	3.32	6.27	N/A	N/A	N/A	N/A	N/A	N/A	N/A
H_5	Float	84.0	4.95	4.55	N/A	N/A	N/A	N/A	N/A	N/A	N/A
H_6	Float	2040.0	62.20	3.35	N/A	N/A	N/A	N/A	N/A	N/A	N/A

Mentor Showing

Sample Number	Sample Type/ Length	Ag (g/t)	Pb (%)	Zn (%)	Au (g/t)	Cu (ppm)	As (ppm)	Ni (ppm)	V (ppm)	Sb (ppm)	Mo (ppm)
M635943	Float	834.0	38.97	7.53	0.005	255	1005	76	18	591	0.7
H248832	Outcrop	722.0	29.50	7.95	0.004	178	878	89	21	719	0.5
H_2	Outcrop	101.1	4.05	1.48	N/A	N/A	N/A	N/A	N/A	N/A	N/A

JRS Zone

Sample Number	Sample Type/ Length	Ag (g/t)	Pb (%)	Zn (%)	Au (g/t)	Cu (ppm)	As (ppm)	Ni (ppm)	V (ppm)	Sb (ppm)	Mo (ppm)
M635959	Outcrop	1.6	<0.01	1.52	0.003	915	59	2000	213	11	24.5
M635978	Outcrop	1.5	0.01	1.96	0.003	759	68	1830	161	16	23.8
M635988	Outcrop	92.2	2.21	0.12	0.005	48	86	7	15	73	151.0
G285905	Float	301.0	6.14	0.05	0.003	411	1765	1110	135	348	250.0

Rose Showing

Sample Number	Sample Type/ Length	Ag (g/t)	Pb (%)	Zn (%)	Au (g/t)	Cu (ppm)	As (ppm)	Ni (ppm)	V (ppm)	Sb (ppm)	Mo (ppm)
M898775	Float	1.0	<0.01	0.22	0.005	107	1085	1935	290	74	156.0
I078342	Float	229.0	7.59	0.09	0.017	477	599	50	91	418	41.8
I078344	Float	539.0	1.15	0.69	0.001	2450	4010	497	4950	5910	465.0
I078370	Chip - 1.20 m	7.9	0.02	1.00	0.009	510	2580	3390	755	122	208.0

Pearl Showing

Sample Number	Sample Type/ Length	Ag (g/t)	Pb (%)	Zn (%)	Au (g/t)	Cu (ppm)	As (ppm)	Ni (ppm)	V (ppm)	Sb (ppm)	Mo (ppm)
M898757	Float	1.4	<0.01	3.91	0.005	201	55	37	65	20	0.5
M898760	Outcrop	10.7	<0.01	3.39	0.005	1295	456	229	577	64	5.6
M898802	Float	4410.0	79.48	0.10	0.110	689	65	53	113	4750	26.0
M898803	Float	6.2	0.09	0.47	0.010	397	415	1195	530	49.1	81.0
M898804	Float	6.4	0.10	1.35	0.010	519	593	1455	493	231	94.2
M898829	Float	0.8	<0.01	2.34	0.005	148	34	296	999	11	11.8
H248823	Outcrop	2.6	<0.01	1.44	0.001	798	253	136	1710	15	8.0
H248824	Outcrop	2.1	<0.00	1.18	0.001	173	56	76	83	35	5.0

Crush Showing

Sample Number	Sample Type/ Length	Ag (g/t)	Pb (%)	Zn (%)	Au (g/t)	Cu (ppm)	As (ppm)	Ni (ppm)	V (ppm)	Sb (ppm)	Mo (ppm)
N832485	Chip 0.20 m	441.0	20.50	5.67	0.160	924	>10000	1	1	>10000	0.8
N832486	Chip 0.20 m	3.3	0.19	0.49	1.280	269	2070	38	25	430	4.6
N832488	Chip 0.50 m	36.8	1.64	0.59	0.470	301	1855	45	68	1070	5.3
N832489	Outcrop	1385.0	20.50	1.51	0.020	2690	1240	5	2	8330	2.3
N832490	Outcrop	5.4	0.08	0.01	1.120	21	>10000	3	3	38	1.1
H248825	Float	9.2	0.47	1.55	0.002	340	793	297	143	239	6
H_9	Float	197.8	4.55	11.50	N/A	N/A	N/A	N/A	N/A	N/A	N/A

Violet Zone

Sample Number	Sample Type/ Length	Ag (g/t)	Pb (%)	Zn (%)	Au (g/t)	Cu (ppm)	As (ppm)	Ni (ppm)	V (ppm)	Sb (ppm)	Mo (ppm)
M898787	Float	2.1	<0.01	3.53	0.005	101	116	3860	1080	15	99.7

Shotgun Showing

Sample Number	Sample Type/ Length	Ag (g/t)	Pb (%)	Zn (%)	Au (g/t)	Cu (ppm)	As (ppm)	Ni (ppm)	V (ppm)	Sb (ppm)	Mo (ppm)
M652156	Float	149.0	0.38	0.12	0.030	16200	16	30	75	7	0.2
M652157	Float	111.0	1.43	0.02	0.020	13200	9	34	84	16	0.2

Pine Showing

Sample Number	Sample Type/ Length	Ag (g/t)	Pb (%)	Zn (%)	Au (g/t)	Cu (ppm)	As (ppm)	Ni (ppm)	V (ppm)	Sb (ppm)	Mo (ppm)
M652172	Outcrop	182.0	10.30	0.06	0.020	314	8	26	9	110	0.5

Cake Showing

Sample Number	Sample Type/ Length	Ag (g/t)	Pb (%)	Zn (%)	Au (g/t)	Cu (ppm)	As (ppm)	Ni (ppm)	V (ppm)	Sb (ppm)	Mo (ppm)
M652192	Outcrop	624.0	<0.01	0.21	0.470	36400	4630	41	7	>10000	1.0
M652198	Outcrop	3620.0	0.01	0.90	9.750	157500	>10000	102	2	>10000	1.2
M652199	Outcrop	542.0	<0.01	0.17	1.070	33400	4180	115	15	>10000	1.9
K288951*	Chip – 3.0 m	0.6	<0.01	<0.01	0.005	75	187	108	11	13	1.0
K288952*	2.0	6.1	<0.01	<0.01	0.01	548	241	111	17	234	1.05
K288953*	1.8	0.3	<0.01	<0.01	0.01	80	221	112	16	25	0.92
K288954*	1.8	14.7	<0.01	0.01	0.03	719	342	211	25	253	1.18
K288955*	3.0	1.4	<0.01	<0.01	0.01	130	231	155	21	37	1.01
K288956*	0.6	0.1	<0.01	<0.01	0.01	39	156	20	16	7	0.91
K288957*	2.0	0.2	<0.01	<0.01	0.02	94	246	227	32	7	1.02
K288958*	2.0	0.5	<0.01	<0.01	0.01	57	382	201	17	16	1.08
K288959*	1.6	8.6	<0.01	<0.01	0.01	277	232	127	17	102	1.29
K288960*	2.5	1.2	<0.01	0.01	0.01	96	126	102	20	21	0.52
K288961*	2.1	0.7	<0.01	<0.01	0.01	76	241	83	23	18	1.36
K288962*	Outcrop	0.2	<0.01	<0.01	0.005	15	65	4	12	5	1.5
K288966*	Float	166.0	<0.00	0.01	0.920	4800	>10000	48	2	3370	0.3

Hermes Showing

Sample Number	Sample Type/ Length	Ag (g/t)	Pb (%)	Zn (%)	Au (g/t)	Cu (ppm)	As (ppm)	Ni (ppm)	V (ppm)	Sb (ppm)	Mo (ppm)
K288963*	Outcrop	0.4	<0.01	<0.01	0.005	7	18	5	8	3	1.3
K288964*	Outcrop	17.7	0.19	0.02	0.005	453	229	51	48	156	18.4
K288965*	Chip – 0.6 m	1.9	0.06	0.08	0.020	20	98	9	33	25	9.5

N/A – Not Analyzed
*2016 Rock Sample

2011 diamond drill hole
Historic diamond drill hole
Significant rock sample
Showing

STRATEGIC METALS LTD.

FIGURE 8

ARCHER, CATHRO & ASSOCIATES (1981) LIMITED

SIGNIFICANT MINERALIZATION

ROD PROPERTY

0 400 m

UTM ZONE 8, NAD 83, 106 C/04 and D/01

FILE: ..2017/Rod | DATE: MARCH 2018

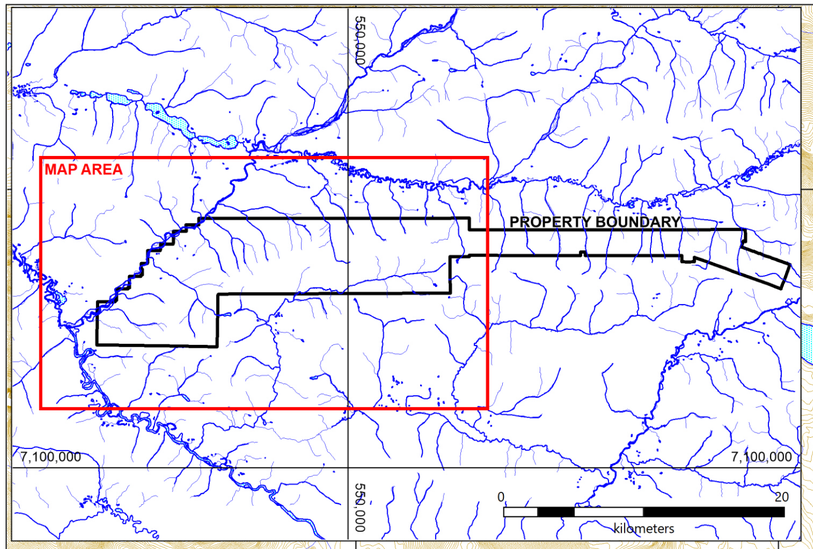

Silver Soil Geochemistry (ppm)
- ≥ 20 < 293
- ≥ 10 < 20
- ≥ 5 < 10
- ≥ 2 < 5
- ≥ 1 < 2
- ≥ 0 < 1

Silver Silt Geochemistry (ppm)
- ≥2 <4.7
- ≥0 <1
- ≥1 <2

Q	quaternary
TRIASSIC GALENA SUITE	
Trg	dark green, medium to coarse-grained hornblende-pyroxene gabbro
um	dark green, fine to medium-grained ultramafic rock; red-orange weathered, ultramafic rock that has altered to calcite, fucsite and talc.
MISSISSIPPIAN KENO HILL QUARTZITE	
MK	light grey, vitreous quartzite; light grey to white, medium-grained arenite.
DEVONIAN TO MISSISSIPPIAN EARN GROUP	
DMEv	light to dark green volcanic breccia, volcaniclastic sandstone and tuff; light green quartz-feldspar porphyry
DMEch	dark grey to black, medium bedded chert (locally brecciated) and dark grey shale; heterogenous, poorly sorted breccia containing clasts of de-calcified carbonate, chert and shale
DMEq	grey, bedded quartzite
DMEps	brown weathered, grey, fine-grained, calcareous sandstone interbedded with dark grey shale; locally, fine-grained quartz-rich sandstone and phyllite; rare brown, fine to medium-grained arkose with cross bedding
DMEs	dark grey to black, variably carbonaceous and variably siliceous shale to siltstone
CAMBRIAN (?)	
CG	grey brown, coarse-grained, calcareous, lithic sandstone; calcareous pebble conglomerate; poorly sorted debris flow deposits with aligned clasts
PROTEROZOIC TO CAMBRIAN HYLAND GROUP	
PCHc	light grey brown weathered, grey fresh, fine-grained silty limestone; dark grey limestone
PCHs	green and maroon shale and slate; rare quartz pebble conglomerate horizons
PCHg	light brown and biege, fine and medium-grained quartz-rich sandstone, arkose sandstone; minor dark grey-brown shale

PROPERTY BOUNDARY

7,120,000
7,115,000
7,110,000
7,105,000
535,000
540,000
545,000
550,000

True North
0°52'
20°58' E
Grid North
Magnetic North
Annual change 25° 5'W

STRATEGIC METALS LTD.

FIGURE 9

ARCHER, CATHRO & ASSOCIATES (1981) LIMITED

ROD WEST
SILVER SOIL GEOCHEMISTRY

ROD PROPERTY

0 2,000
meters

UTM ZONE 8, NAD 83, 106 C/04 and D/01

FILE: ../2017/Rod | DATE: FEBRUARY 2018

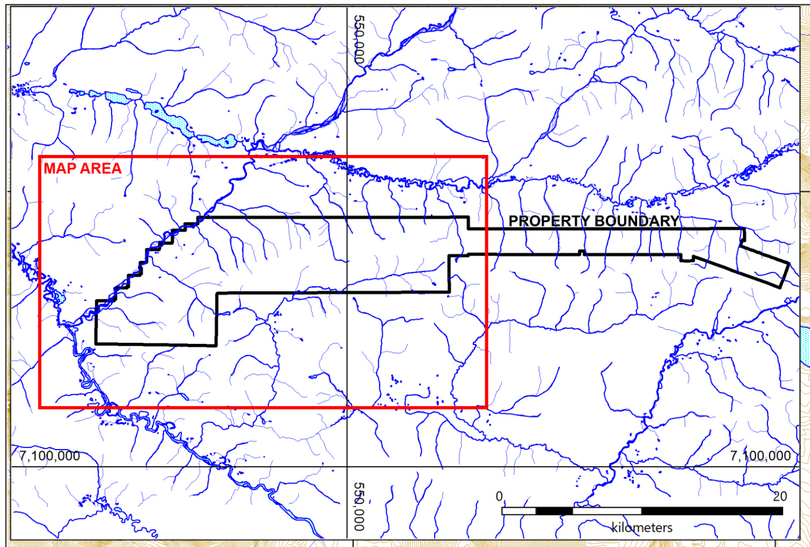

Lead Soil Geochemistry (ppm)
- ≥ 1,000 < 20,700
- ≥500 < 1,000
- ≥ 200 < 500
- ≥ 100 < 200
- ≥ 50 < 100
- ≥ 0 < 50

Lead Silt Geochemistry (ppm)
- ≥ 200 < 286
- ≥ 100 < 200
- ≥ 50 < 100
- ≥ 0 < 50

Q — quaternary

TRIASSIC GALENA SUITE

Trg — dark green, medium to coarse-grained hornblende-pyroxene gabbro

um — dark green, fine to medium-grained ultramafic rock; red-orange weathered, ultramafic rock that has altered to calcite, fucsite and talc.

MISSISSIPPIAN KENO HILL QUARTZITE

MK — light grey, vitreous quartzite; light grey to white, medium-grained arenite.

DEVONIAN TO MISSISSIPPIAN EARN GROUP

DMEv — light to dark green volcanic breccia, volcaniclastic sandstone and tuff; light green quartz-feldspar porphyry

DMEch — dark grey to black, medium bedded chert (locally brecciated) and dark grey shale; heterogenous, poorly sorted breccia containing clasts of de-calcified carbonate, chert and shale

DMEq — grey, bedded quartzite

DMEps — brown weathered, grey, fine-grained, calcareous sandstone interbedded with dark grey shale; locally, fine-grained quartz-rich sandstone and phyllite; rare brown, fine to medium-grained arkose with cross bedding

DMEs — dark grey to black, variably carbonaceous and variably siliceous shale to siltstone

CAMBRIAN (?)

CG — grey brown, coarse-grained, calcareous, lithic sandstone; calcareous pebble conglomerate; poorly sorted debris flow deposits with aligned clasts

PROTEROZOIC TO CAMBRIAN HYLAND GROUP

PCHc — light grey brown weathered, grey fresh, fine-grained silty limestone; dark grey limestone

PCHs — green and maroon shale and slate; rare quartz pebble conglomerate horizons

PCHg — light brown and biege, fine and medium-grained quartz-rich sandstone, arkose sandstone; minor dark grey-brown shale

7,120,000
7,115,000
7,110,000
535,000
540,000
545,000
550,000

True North
0°52'
20°58' E
Grid North
Magnetic North
Annual change 25° 5'W

STRATEGIC METALS LTD.

FIGURE 10

ARCHER, CATHRO & ASSOCIATES (1981) LIMITED

ROD WEST
LEAD SOIL GEOCHEMISTRY

ROD PROPERTY

0 2
kilometers

UTM ZONE 8, NAD 83, 106 C/04 and D/01

FILE: ../2017/Rod | DATE: FEBRUARY 2018

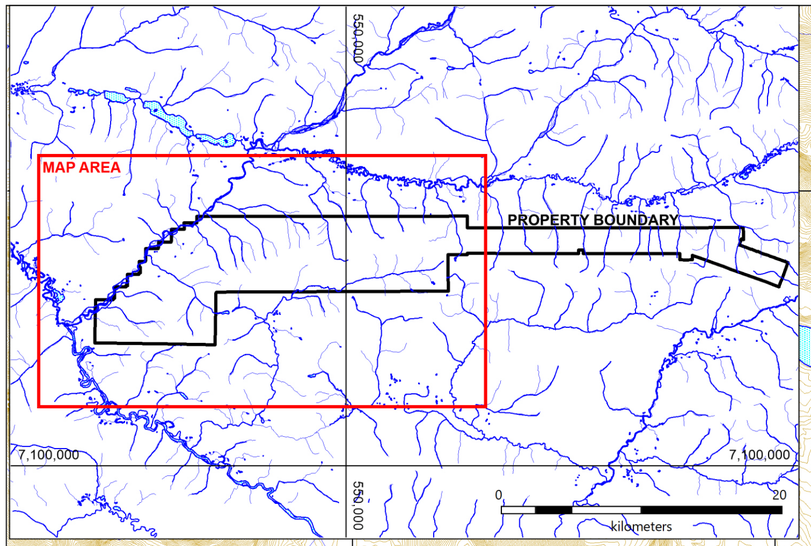

Soil Geochemistry (ppm)
- ≥ 5,000 < 60,400
- ≥ 2,000 < 5,000
- ≥ 1,000 < 2,000
- ≥ 500 < 1,000
- ≥ 200 < 500
- ≥ 0 < 200

Zinc Silt Geochemistry (ppm)
- ≥ 5,000 < 8,390
- ≥ 2,000 < 5,000
- ≥ 1,000 < 2,000
- ≥ 500 < 1,000
- ≥ 200 < 500
- ≥ 0 < 200

Q — quaternary

TRIASSIC GALENA SUITE

Trg — dark green, medium to coarse-grained hornblende-pyroxene gabbro

um — dark green, fine to medium-grained ultramafic rock; red-orange weathered, ultramafic rock that has altered to calcite, fucsite and talc.

MISSISSIPPIAN KENO HILL QUARTZITE

MK — light grey, vitreous quartzite; light grey to white, medium-grained arenite.

DEVONIAN TO MISSISSIPPIAN EARN GROUP

DMEv — light to dark green volcanic breccia, volcaniclastic sandstone and tuff; light green quartz-feldspar porphyry

DMEch — dark grey to black, medium bedded chert (locally brecciated) and dark grey shale; heterogenous, poorly sorted breccia containing clasts of de-calcified carbonate, chert and shale

DMEq — grey, bedded quartzite

DMEps — brown weathered, grey, fine-grained, calcareous sandstone interbedded with dark grey shale; locally, fine-grained quartz-rich sandstone and phyllite; rare brown, fine to medium-grained arkose with cross bedding

DMEs — dark grey to black, variably carbonaceous and variably siliceous shale to siltstone

CAMBRIAN (?)

CG — grey brown, coarse-grained, calcareous, lithic sandstone; calcareous pebble conglomerate; poorly sorted debris flow deposits with aligned clasts

PROTEROZOIC TO CAMBRIAN HYLAND GROUP

PCHc — light grey brown weathered, grey fresh, fine-grained silty limestone; dark grey limestone

PCHs — green and maroon shale and slate; rare quartz pebble conglomerate horizons

PCHg — light brown and biege, fine and medium-grained quartz-rich sandstone, arkose sandstone; minor dark grey-brown shale

PROPERTY BOUNDARY

7,120,000
7,115,000
7,110,000
535,000
540,000
545,000
550,000

True North
0°52'
20°58' E
Grid North
Magnetic North
Annual change 25° 5'W

STRATEGIC METALS LTD.

FIGURE 11

ARCHER, CATHRO & ASSOCIATES (1981) LIMITED

ROD WEST
ZINC SOIL GEOCHEMISTRY
ROD PROPERTY

0 2,000
meters

UTM ZONE 8, NAD 83, 106 C/04 and D/01

FILE: ../2017/Rod | DATE: FEBRUARY 2018

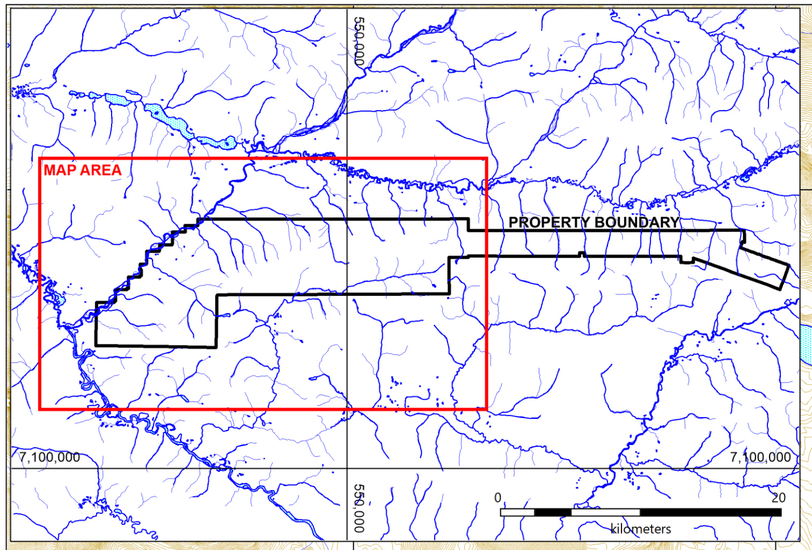

Gold Soil Geochemistry (ppb)
- ≥ 100 < 137
- ≥ 50 < 100
- ≥ 20 < 50
- ≥ 10 < 20
- ≥ 5 < 10
- ≥ 0 < 5

Gold Silt Geochemistry (ppb)
- ≥ 20 < 37
- ≥ 10 < 20
- ≥ 5 < 10
- ≥ 2 < 5
- ≥ 1 < 2
- ≥ 0 < 1

Q — quaternary

TRIASSIC GALENA SUITE

Trg — dark green, medium to coarse-grained hornblende-pyroxene gabbro

um — dark green, fine to medium-grained ultramafic rock; red-orange weathered, ultramafic rock that has altered to calcite, fucsite and talc.

MISSISSIPPIAN KENO HILL QUARTZITE

MK — light grey, vitreous quartzite; light grey to white, medium-grained arenite.

DEVONIAN TO MISSISSIPPIAN EARN GROUP

DMEv — light to dark green volcanic breccia, volcaniclastic sandstone and tuff; light green quartz-feldspar porphyry

DMEch — dark grey to black, medium bedded chert (locally brecciated) and dark grey shale; heterogenous, poorly sorted breccia containing clasts of de-calcified carbonate, chert and shale

DMEq — grey, bedded quartzite

DMEps — brown weathered, grey, fine-grained, calcareous sandstone interbedded with dark grey shale; locally, fine-grained quartz-rich sandstone and phyllite; rare brown, fine to medium-grained arkose with cross bedding

DMEs — dark grey to black, variably carbonaceous and variably siliceous shale to siltstone

CAMBRIAN (?)

CG — grey brown, coarse-grained, calcareous, lithic sandstone; calcareous pebble conglomerate; poorly sorted debris flow deposits with aligned clasts

PROTEROZOIC TO CAMBRIAN HYLAND GROUP

PCHc — light grey brown weathered, grey fresh, fine-grained silty limestone; dark grey limestone

PCHs — green and maroon shale and slate; rare quartz pebble conglomerate horizons

PCHg — light brown and biege, fine and medium-grained quartz-rich sandstone, arkose sandstone; minor dark grey-brown shale

PROPERTY BOUNDARY

7,120,000
7,115,000
7,110,000
535,000
540,000
545,000
550,000

True North
0°52'
20°58' E
Grid North
Magnetic North
Annual change 25° 5'W

STRATEGIC METALS LTD.

FIGURE 12

ARCHER, CATHRO & ASSOCIATES (1981) LIMITED

ROD WEST
GOLD SOIL GEOCHEMISTRY

ROD PROPERTY

0 2,000
meters

UTM ZONE 8, NAD 83, 106 C/04 and D/01

FILE: ../2017/Rod | DATE: FEBRUARY 2018

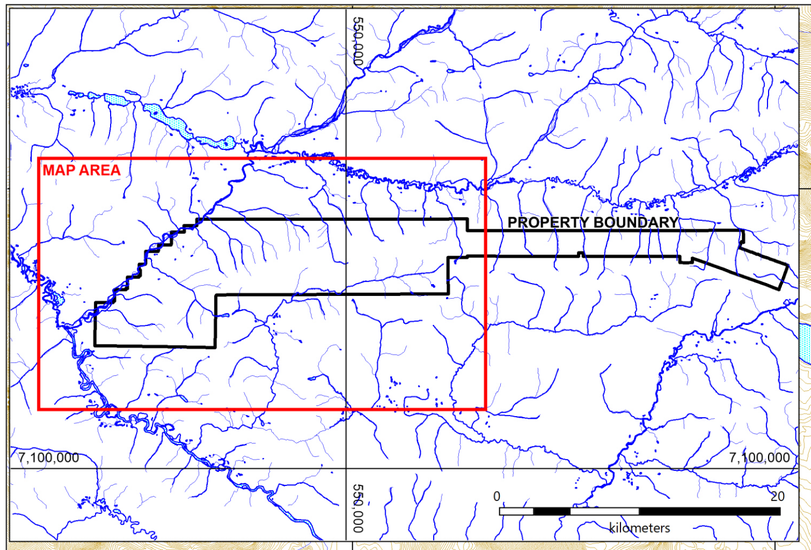

Copper Soil Geochemistry (ppm)
- ≥ 1,000 < 1,110
- ≥ 500 < 1,000
- ≥ 200 < 500
- ≥ 100 < 200
- ≥ 50 < 100
- 0 < 50

Copper Silt Geochemistry (ppm)
- ≥ 500 < 868
- ≥ 200 < 500
- ≥ 100 < 200
- ≥ 50 < 100
- 0 < 50

Q	quaternary
	TRIASSIC GALENA SUITE
Trg	dark green, medium to coarse-grained hornblende-pyroxene gabbro
um	dark green, fine to medium-grained ultramafic rock; red-orange weathered, ultramafic rock that has altered to calcite, fucsite and talc.
	MISSISSIPPIAN KENO HILL QUARTZITE
MK	light grey, vitreous quartzite; light grey to white, medium-grained arenite.
	DEVONIAN TO MISSISSIPPIAN EARN GROUP
DMEv	light to dark green volcanic breccia, volcaniclastic sandstone and tuff; light green quartz-feldspar porphyry
DMEch	dark grey to black, medium bedded chert (locally brecciated) and dark grey shale; heterogenous, poorly sorted breccia containing clasts of de-calcified carbonate, chert and shale
DMEq	grey, bedded quartzite
DMEps	brown weathered, grey, fine-grained, calcareous sandstone interbedded with dark grey shale; locally, fine-grained quartz-rich sandstone and phyllite; rare brown, fine to medium-grained arkose with cross bedding
DMEs	dark grey to black, variably carbonaceous and variably siliceous shale to siltstone
	CAMBRIAN (?)
CG	grey brown, coarse-grained, calcareous, lithic sandstone; calcareous pebble conglomerate; poorly sorted debris flow deposits with aligned clasts
	PROTEROZOIC TO CAMBRIAN HYLAND GROUP
PCHc	light grey brown weathered, grey fresh, fine-grained silty limestone; dark grey limestone
PCHs	green and maroon shale and slate; rare quartz pebble conglomerate horizons
PCHg	light brown and biege, fine and medium-grained quartz-rich sandstone, arkose sandstone; minor dark grey-brown shale

PROPERTY BOUNDARY

7,120,000
7,115,000
7,110,000
535,000
540,000
545,000
550,000

True North
0°52'
20°58' E
Grid North
Magnetic North
Annual change 25° 5'W

STRATEGIC METALS LTD.

FIGURE 13

ARCHER, CATHRO & ASSOCIATES (1981) LIMITED

ROD WEST
COPPER SOIL GEOCHEMISTRY

ROD PROPERTY

0 2,000
meters

UTM ZONE 8, NAD 83, 106 C/04 and D/01

FILE: ../2017/Rod | DATE: FEBRUARY 2018

REFERENCES

Abbott, G.
1990 Geology Map of Mount Westman Map Area (106D/1); Indian and Northern Affairs Canada, Exploration and Geological Services Division, Yukon Region, Open File 1990-1.

Arnold, R and Floyd, A.
1977 Summary Report on Rod Claims; McIntyre Mines Ltd., April 1978, Assessment Report # 090306.

Blusson, S.
1974 Drafts of five geological maps of northern Selwyn basin (Operation Stewart), Yukon and District of Mackenzie, N.W.T. (includes NTS 106A, B, C and 105N, O); Geological Survey of Canada, Open File 205, Scale 1:250,000.

Carne, R.C.
1984 Report on Hand Trenching on Rod 35 Claim in the Mayo Mining District; Serem Inc., July 1984; Assessment Report No. 091545.

Chakungal, J. and Bennett, V.
2011 New bedrock geology of the Mount Mervyn map sheet (106C/04) and mineral potential for the South Wernecke mapping project; Yukon Geological Survey, Yukon Exploration and Geology 2010, p. 55-87.

Colpron, M.
2012 Preliminary Observations on the Geology of the Rackla Belt, Mount Ferrell Map Area (NTS 106C/03), Central Yukon; Yukon Geological Survey, Yukon Exploration and Geology 2011, p. 27-43.

Colpron, M., Moynihan, D., Israel, S. and Abbott, G.
2013 Bedrock geology of the Rackla belt (106D/1 and 106C/1-4), southern Nadaleen map area; Yukon Geological Survey, poster.

Dumala, M.R.
2012 Assessment report describing geological mapping, prospecting, geochemical sampling and diamond drilling at the Rod property, Mayo Mining District; report prepared for Strategic Metals Ltd. by Archer, Cathro & Associates (1981) Limited.

Eaton, W.D. and Kammerer, M.
2011 Assessment report describing geological mapping, prospecting and geochemical sampling at the Rod Property, Mayo Mining District; report prepared for Strategic Metals Ltd. by Archer, Cathro & Associates (1981) Limited.

Green, L.C.
1972 Geology of Nash Creek, Larsen and Dawson Map Areas, Yukon Territory; Geological Survey of Canada, Memoir 364, pp 157.

James, S.C.
1980 Diamond Drilling Report on the Rod Claim Group; Canadian Superior Exploration Ltd., November 1980; Assessment Report # 090687.

Jutras, J.P.
2003 JRS 1-25 Claims; Manson Creek Resources Ltd, January 2003; Assessment Report # 094359.

Kim, B.Y.
1979 Geological and Geochemical Report on the Rod Claims 1-100; Canadian Superior Exploration Ltd., November 1979; Assessment Report # 090611.

Mitchell, A.
2017 Assessment report describing prospecting, channel sampling, geological mapping and LiDAR surveys at the Rod Property, Mayo Mining District; report prepared for Strategic Metals Ltd. by Archer, Cathro & Associates (1981) Limited.

Morton, J.
2015 Assessment report describing prospecting, hand trenching and geochemical sampling at the Rod Property, Mayo Mining District; report prepared for Strategic Metals Ltd. by Archer, Cathro & Associates (1981) Limited.

2016a Assessment report describing prospecting and geochemical sampling at the Rod Property, Mayo Mining District; report prepared for Strategic Metals Ltd. by Archer, Cathro & Associates (1981) Limited.

2016b Assessment report describing soil geochemical sampling at the Rod North Property, May Mayo Mining District; report prepared for Strategic Metals Ltd. by Archer, Cathro & Associates (1981) Limited.

APPENDIX I

STATEMENTS OF QUALIFICATIONS

STATEMENT OF QUALIFICATIONS

I, Jack Morton, with business addresses in Whitehorse, Yukon Territory and Vancouver, British Columbia and residential address in Vancouver, British Columbia, hereby certify that:

1. I graduated from Simon Fraser University in 2013 with a B.Sc. in Earth Science.

2. From 2007 to present, I have been actively engaged in mineral exploration in Yukon Territory, British Columbia, and Northwest Territories.

3. I am a Professional Geologist (P.Geo.) with the Association of Professional Engineers and Geoscientists of British Columbia (License Number 45807).

4. I supervised the field program and have interpreted all data resulting from this work.



J. Morton, B.Sc., P.Geo.

APPENDIX II

STATEMENT OF EXPENDITURES

Statement of Expenditures
Rod 891-1020 Mineral Claims
February 27, 2018

Labour

D. Eaton geologist 34 hours April to January at $120/hr	$	4,284.00
H. Burrell geologist 32 hours April to January at $111/hr		3,729.60
J. Morton geologist 51 hours April to January at $96/hr		5,140.80
A. Mitchell geologist 56 hours April to January at $85/hr		4,998.00
D. Walsh geologist 32 hours April to January at $78/hr		2,620.80
W. Fairclough field assistant 24 hours April to January at $55/hr		1,386.00
E. Driver field assistant 16 hours April to January at $51/hr		856.80
L. Martin-Berry field assistant 32 hours April to January at $51/hr+$591 bonus		2,334.15
Q. Willms field assistant 32 hours April to January at $51/hr + $166 bonus		1,887.90
D. Blackjack field assistant 24 hours April to January at $47/hr		1,184.40
M. Stashick field assistant 16 hours April to January at $47/hr		789.60
J. Itkin office 16.5 hours April to January at $96/hr		1,663.20
J. Mariacher office 36 hours April to January at $90/hr		3,402.00
L. Corbett expedite 9 hours April to January at $81/hr		765.45
C. Beck office and expedite 24 hours April to January at $81/hr		2,041.20
L. Smith office and expedite 32 hours April to January at $81/hr		2,721.60
S. Newman office 47 hours April to January at $68/hr		3,355.80
		43,161.30

Expenses including management

Field room and board 25.5 mandays at$195/manday	5,618.93
Horizon Air 10.15 hours A star at $1,190/hr plus fuel	24,570.55
ALS Chemex	13,524.83
Report preparation est.	8,500.00
	52,214.31

Total	$95,375.61

APPENDIX III

ROCK SAMPLE DESCRIPTIONS

Rock Sample Descriptions Property: Rod

Sample Number:	W590552	UTM:	567765 mE	Nad83, Zone 8
Elevation:	4267 m	UTM:	7116929 mN	

Comments: Float sample of bright brick-orange weathering, green fuchsite-bearing listwaenite, with an earthy/punky rind, numerous cross-cutting mm-scale dolomite veinlets, some of which host medium grained clots of galena, and a >=2cm band of euhedral coarse grained galena at the edge of the sample. Removed from a ~80cm deep drench at soil station 75625, and appears to be material sourcing from the south slope.

Sample Number:	W590553	UTM:	567661 mE	Nad83, Zone 8
Elevation:	4433 m	UTM:	7116837 mN	

Comments: SPRUCE SHOWING: 50cm chip sample across brick-orange weathering, green fuchsite-bearing listwaenite, with bands of dolomite veinlets up to 1cm thick, hosting abundant medium to coarse grained galena. This is the middle sample of the sequence W590553-555, which covers a >=3.5m horizon of listwaenite, overlain by black Earn Group shale, with an approximate orientation of 078/44 south. Metal tags across the outcrop from previous sampling are labelled 267447-449.

Sample Number:	W590554	UTM:	567662 mE	Nad83, Zone 8
Elevation:	4434 m	UTM:	7116838 mN	

Comments: SPRUCE SHOWING: 150cm chip sample across brick-orange weathering, green fuchsite-bearing listwaenite, with mm-scale bands and cross-cutting dolomite veinlets that host sparse clots of fine to medium grained galena. This is the bottom sample of the sequence W590553-555, which covers a >=3.5m horizon of listwaenite, overlain by black Earn Group shale, with an approximate orientation of 078/44 south. Metal tags across the outcrop from previous sampling are labelled 267447-449.

Sample Number:	W590555	UTM:	567661 mE	Nad83, Zone 8
Elevation:	4427 m	UTM:	7116835 mN	

Comments: SPRUCE SHOWING: 150cm chip sample across brick-orange weathering, green fuchsite-bearing listwaenite, with mm-scale bands and cross-cutting dolomite veinlets that host sparse clots of fine to medium grained galena. This is the top sample of the sequence W590553-555, which covers a >=3.5m horizon of listwaenite, overlain by black Earn Group shale, with an approximate orientation of 078/44 south. Metal tags across the outcrop from previous sampling are labelled 267447-449.

APPENDIX IV

CERTIFICATES OF ANALYSIS

ALS Canada Ltd.

2103 Dollarton Hwy
North Vancouver BC V7H 0A7
Phone: +1 (604) 984 0221 Fax: +1 (604) 984 0218
www.alsglobal.com

To: **STRATEGIC METALS LTD.**
C/ O ARCHER, CATHRO & ASSOCIATES (1981) LIMITED
1016- 510 W HASTINGS ST
VANCOUVER BC V6B 1L8

Finalized Date: 26- JUL- 2017
Account: MTT

CERTIFICATE WH17126153

Project: ROD

This report is for 204 Soil samples submitted to our lab in Whitehorse, YT, Canada on 22- JUN- 2017.

The following have access to data associated with this certificate:

ANDREW CARNE	JOAN MARIACHER	

SAMPLE PREPARATION

ALS CODE	DESCRIPTION
WEI- 21	Received Sample Weight
LOG- 22	Sample login - Rcd w/o BarCode
SCR- 41	Screen to - 180um and save both

ANALYTICAL PROCEDURES

ALS CODE	DESCRIPTION	INSTRUMENT
ME- OG46	Ore Grade Elements - AquaRegia	ICP- AES
Pb- OG46	Ore Grade Pb - Aqua Regia	ICP- AES
Au- ICP21	Au 30g FA ICP- AES Finish	ICP- AES
ME- MS41	Ultra Trace Aqua Regia ICP- MS	

To: **STRATEGIC METALS LTD.**
ATTN: JOAN MARIACHER
C/ O ARCHER, CATHRO & ASSOCIATES (1981) LIMITED
1016- 510 W HASTINGS ST
VANCOUVER BC V6B 1L8

This is the Final Report and supersedes any preliminary report with this certificate number. Results apply to samples as submitted. All pages of this report have been checked and approved for release.

***** See Appendix Page for comments regarding this certificate *****

Signature: 

Colin Ramshaw, Vancouver Laboratory Manager

ALS Canada Ltd.
2103 Dollarton Hwy
North Vancouver BC V7H 0A7
Phone: +1 (604) 984 0221 Fax: +1 (604) 984 0218
www.alsglobal.com

To: **STRATEGIC METALS LTD.**
C/ O ARCHER, CATHRO & ASSOCIATES (1981) LIMITED
1016- 510 W HASTINGS ST
VANCOUVER BC V6B 1L8

Finalized Date: 26- JUL- 2017
Account: MTT

Project: ROD

CERTIFICATE OF ANALYSIS WH17126153

Sample Description	Method	WEI- 21	ME- MS41	ME- MS41	ME- MS41	ME- MS41	ME- MS41	ME- MS41	ME- MS41	ME- MS41	ME- MS41	ME- MS41	ME- MS41	ME- MS41	ME- MS41	ME- MS41
	Analyte	Recvd Wt.	Ag	Al	As	Au	B	Ba	Be	Bi	Ca	Cd	Ce	Co	Cr	Cs
	Units	kg	ppm	%	ppm	ppm	ppm	ppm	ppm	ppm	%	ppm	ppm	ppm	ppm	ppm
	LOR	0.02	0.01	0.01	0.1	0.02	10	10	0.05	0.01	0.01	0.01	0.02	0.1	1	0.05
ZZ70697		0.44	0.75	0.93	25.9	<0.02	10	260	0.86	0.24	0.47	0.46	23.2	30.9	145	2.55
ZZ70698		0.30	0.07	1.91	20.2	<0.02	<10	280	0.75	0.27	0.14	0.27	27.7	15.5	93	5.16
ZZ70699		0.24	0.09	1.38	18.1	<0.02	<10	380	0.56	0.20	0.72	0.27	20.4	18.1	100	2.50
ZZ70700		0.37	0.10	1.41	15.9	<0.02	<10	310	0.50	0.21	0.75	0.40	36.6	19.0	40	2.00
ZZ70701		0.45	0.15	1.34	15.8	<0.02	<10	100	0.43	0.25	0.14	0.58	37.6	20.2	30	4.87
ZZ70702		0.34	0.23	1.23	22.5	<0.02	10	1180	0.59	0.25	0.95	0.38	18.75	16.2	102	8.37
ZZ70703		0.58	0.23	0.84	62.5	<0.02	10	310	0.67	0.21	0.82	0.40	30.0	46.2	185	4.80
ZZ70704		0.57	0.05	1.85	25.8	<0.02	<10	190	0.67	0.19	0.25	0.30	31.4	23.6	123	2.17
ZZ70705		0.55	0.04	2.15	15.4	<0.02	<10	200	0.63	0.24	0.14	0.18	30.5	13.8	53	2.00
ZZ70706		0.48	0.09	2.15	23.1	<0.02	<10	310	0.80	0.20	0.19	0.29	46.0	26.2	97	1.78
ZZ70707		0.42	0.15	1.78	12.7	<0.02	<10	220	0.56	0.19	0.15	0.41	21.9	11.6	71	2.29
ZZ70708		0.33	0.27	0.92	32.2	<0.02	10	130	0.57	0.15	1.71	0.61	24.9	12.4	36	2.35
ZZ70709		0.32	0.21	1.02	11.3	<0.02	<10	80	0.32	0.25	0.04	0.21	11.80	5.8	20	3.58
ZZ70710		0.55	0.10	1.40	19.3	<0.02	<10	100	0.63	0.32	0.09	0.53	23.4	14.3	36	3.14
ZZ70711		0.47	0.29	1.50	16.2	<0.02	<10	70	0.53	0.34	0.03	0.25	22.7	14.4	33	3.37
ZZ70712		0.41	0.18	1.51	11.5	<0.02	<10	130	0.97	0.44	0.20	0.31	27.6	15.6	40	8.41
ZZ70713		0.62	0.04	1.99	26.5	<0.02	<10	130	1.01	0.42	0.06	0.40	27.0	30.3	98	2.75
ZZ70714		0.50	0.27	1.49	13.4	<0.02	<10	80	0.40	0.24	0.03	0.39	32.7	11.4	23	2.38
ZZ70715		0.43	0.09	0.74	11.9	<0.02	<10	60	0.23	0.23	0.01	0.11	37.2	9.4	10	2.99
ZZ70716		0.59	0.12	1.29	13.4	<0.02	<10	150	0.62	0.20	0.14	0.47	51.4	11.6	17	1.34
ZZ70717		0.62	0.28	2.30	16.1	<0.02	<10	150	0.76	0.18	0.12	1.15	54.1	25.3	37	2.59
ZZ70718		0.57	0.31	1.39	19.5	<0.02	<10	130	0.93	0.17	0.25	0.95	58.2	33.6	16	2.26
ZZ70719		0.55	0.06	1.59	14.0	<0.02	<10	120	0.82	0.37	0.13	0.43	27.6	19.8	30	2.98
ZZ70720		0.45	0.06	1.95	14.0	<0.02	<10	190	0.62	0.35	0.10	0.21	42.8	11.8	64	3.46
ZZ70721		0.49	0.10	2.71	14.3	<0.02	<10	320	1.13	0.42	0.12	0.18	44.9	33.1	143	10.55
ZZ70722		0.55	0.43	1.25	18.4	<0.02	10	280	0.90	0.23	0.97	1.62	27.7	15.8	58	4.57
ZZ70723		0.23	0.44	1.08	17.7	<0.02	<10	260	0.55	0.21	0.87	0.61	20.2	15.0	72	1.88
ZZ70724		0.44	0.18	1.20	76.1	<0.02	10	300	0.70	0.18	1.12	0.67	19.90	19.0	118	2.87
ZZ70725		0.45	0.19	1.27	28.8	<0.02	10	270	0.70	0.22	0.73	0.36	24.6	21.1	125	12.05
ZZ70726		0.30	0.28	1.01	12.9	<0.02	10	300	0.49	0.18	1.45	1.15	16.05	11.5	73	1.54
ZZ70727		0.46	0.06	1.20	18.6	<0.02	<10	300	0.63	0.26	0.36	0.39	22.5	17.3	69	2.51
ZZ70728		0.38	0.22	1.40	14.2	<0.02	<10	280	0.47	0.25	0.18	0.29	19.80	10.9	75	2.08
ZZ70729		0.32	0.08	0.91	9.8	<0.02	<10	560	0.30	0.13	1.09	0.36	26.4	14.2	47	9.34
ZZ70730		0.44	1.46	1.21	66.9	<0.02	10	640	0.93	0.25	0.91	3.02	43.6	24.7	52	7.35
ZZ70731		0.16	0.05	0.95	19.5	<0.02	<10	770	0.22	0.10	1.94	0.22	11.95	14.2	65	3.61
ZZ70732		0.30	0.21	1.01	10.1	<0.02	<10	270	0.37	0.13	0.47	0.57	19.80	11.8	60	10.40
ZZ70733		0.65	0.97	1.16	70.7	<0.02	10	360	0.93	0.30	0.72	1.43	35.6	22.8	113	7.08
ZZ70734		0.33	0.14	0.76	26.5	<0.02	<10	140	0.37	0.21	0.09	0.92	26.6	12.9	35	2.93
ZZ70735		0.39	0.32	0.73	21.9	<0.02	<10	110	0.32	0.21	0.03	0.43	27.5	11.9	26	5.67
ZZ70736		0.36	0.54	0.81	7.4	<0.02	<10	200	0.21	0.11	0.82	0.23	24.3	5.5	15	1.91

***** See Appendix Page for comments regarding this certificate *****

ALS Canada Ltd.
2103 Dollarton Hwy
North Vancouver BC V7H 0A7
Phone: +1 (604) 984 0221 Fax: +1 (604) 984 0218
www.alsglobal.com

To: **STRATEGIC METALS LTD.**
C/ O ARCHER, CATHRO & ASSOCIATES (1981) LIMITED
1016- 510 W HASTINGS ST
VANCOUVER BC V6B 1L8

Finalized Date: 26- JUL- 2017
Account: MTT

Project: ROD

CERTIFICATE OF ANALYSIS WH17126153

Sample Description	Method	ME- MS41	ME- MS41	ME- MS41	ME- MS41	ME- MS41	ME- MS41	ME- MS41	ME- MS41	ME- MS41	ME- MS41	ME- MS41	ME- MS41	ME- MS41	ME- MS41	ME- MS41
	Analyte	Cu	Fe	Ga	Ge	Hf	Hg	In	K	La	Li	Mg	Mn	Mo	Na	Nb
	Units	ppm	%	ppm	ppm	ppm	ppm	ppm	%	ppm	ppm	%	ppm	ppm	%	ppm
	LOR	0.2	0.01	0.05	0.05	0.02	0.01	0.005	0.01	0.2	0.1	0.01	5	0.05	0.01	0.05
ZZ70697		67.5	4.53	3.20	<0.05	0.05	0.50	0.041	0.06	12.9	11.8	2.93	713	4.05	<0.01	0.91
ZZ70698		22.8	4.03	7.04	0.05	0.02	0.06	0.040	0.08	13.0	22.5	0.83	327	2.45	<0.01	1.59
ZZ70699		22.7	3.26	5.02	<0.05	0.05	0.10	0.033	0.07	10.1	13.4	0.83	693	2.35	<0.01	0.71
ZZ70700		32.6	3.77	4.87	0.05	0.04	0.07	0.030	0.08	18.7	20.0	0.70	724	2.71	<0.01	0.53
ZZ70701		37.2	3.74	5.22	0.05	<0.02	0.05	0.033	0.08	18.8	15.1	0.53	685	3.06	<0.01	0.66
ZZ70702		31.1	3.32	4.35	<0.05	<0.02	0.20	0.027	0.07	10.1	25.4	1.07	652	1.86	<0.01	0.84
ZZ70703		54.2	4.99	2.88	0.06	0.05	0.88	0.036	0.08	14.5	10.7	2.61	743	2.55	<0.01	0.57
ZZ70704		40.0	4.00	5.43	<0.05	0.03	0.04	0.035	0.07	12.2	18.1	2.20	696	2.30	<0.01	0.70
ZZ70705		24.7	3.78	6.95	0.05	0.02	0.03	0.039	0.06	14.0	19.0	0.61	571	1.89	<0.01	1.21
ZZ70706		51.3	4.30	5.63	0.07	0.07	0.05	0.043	0.06	16.8	20.4	1.50	948	2.88	<0.01	0.78
ZZ70707		27.9	3.13	5.87	<0.05	<0.02	0.10	0.034	0.06	11.4	13.5	0.61	491	2.16	<0.01	1.00
ZZ70708		45.2	3.13	2.56	0.05	0.04	0.18	0.027	0.05	13.2	11.5	0.45	426	3.01	<0.01	0.41
ZZ70709		23.5	2.56	4.40	<0.05	<0.02	0.10	0.020	0.06	6.0	7.7	0.17	246	2.41	<0.01	0.46
ZZ70710		42.2	4.31	5.03	0.05	0.02	0.05	0.034	0.07	11.9	17.7	0.48	535	4.38	<0.01	0.51
ZZ70711		28.6	4.16	5.32	<0.05	0.02	0.03	0.030	0.08	11.4	22.7	0.49	676	2.32	<0.01	0.65
ZZ70712		35.9	4.04	6.77	0.05	<0.02	0.04	0.032	0.07	13.3	26.1	0.56	745	1.68	<0.01	0.47
ZZ70713		49.2	5.34	6.96	0.05	0.02	0.05	0.043	0.05	12.6	36.7	1.39	750	1.75	<0.01	0.65
ZZ70714		34.4	4.19	5.06	0.05	0.03	0.03	0.032	0.10	18.5	13.2	0.33	239	6.66	<0.01	0.56
ZZ70715		26.5	1.97	5.44	<0.05	<0.02	0.03	0.018	0.09	21.7	1.8	0.05	102	8.65	<0.01	0.20
ZZ70716		41.9	3.14	4.02	0.06	0.02	0.05	0.030	0.07	27.9	10.8	0.22	306	4.88	<0.01	0.41
ZZ70717		70.5	5.33	5.76	0.08	0.09	0.10	0.048	0.06	28.1	33.8	0.66	511	5.41	<0.01	0.33
ZZ70718		111.0	6.22	3.47	0.11	0.07	0.15	0.032	0.09	28.9	20.5	0.33	744	8.40	<0.01	0.13
ZZ70719		43.4	4.27	5.09	0.05	0.04	0.04	0.032	0.07	13.9	23.8	0.52	849	2.94	<0.01	0.38
ZZ70720		31.7	4.44	7.80	0.06	<0.02	0.04	0.037	0.08	21.6	30.5	1.11	370	3.12	<0.01	0.80
ZZ70721		88.7	5.82	8.57	0.07	0.03	0.04	0.043	0.12	21.9	46.8	2.14	581	2.31	0.01	0.74
ZZ70722		56.3	3.72	3.47	0.06	0.08	0.37	0.034	0.08	15.2	21.8	0.88	489	3.91	<0.01	0.44
ZZ70723		31.4	3.20	3.34	<0.05	0.05	0.16	0.028	0.06	10.2	14.9	0.82	438	3.00	<0.01	0.49
ZZ70724		31.8	3.43	3.56	<0.05	0.07	0.18	0.026	0.06	10.9	15.1	1.18	547	1.65	<0.01	0.49
ZZ70725		44.9	4.25	3.81	0.05	0.04	0.18	0.030	0.08	11.9	22.0	1.40	731	2.27	<0.01	0.50
ZZ70726		25.4	2.48	3.15	<0.05	0.06	0.11	0.022	0.06	8.2	15.2	0.89	404	1.36	<0.01	0.62
ZZ70727		25.8	3.51	4.27	<0.05	0.02	0.06	0.028	0.06	10.6	17.7	0.64	723	2.55	<0.01	0.48
ZZ70728		19.7	2.94	5.47	<0.05	<0.02	0.07	0.026	0.07	10.1	14.8	0.48	396	2.09	<0.01	0.48
ZZ70729		31.0	2.80	6.09	0.05	<0.02	0.10	0.023	0.06	17.9	6.1	0.32	924	1.66	<0.01	0.67
ZZ70730		216	4.75	4.77	0.08	0.07	0.38	0.049	0.30	22.5	19.5	0.53	904	16.05	<0.01	0.46
ZZ70731		33.1	2.31	4.71	<0.05	<0.02	0.12	0.026	0.04	7.7	6.0	0.43	592	1.72	<0.01	0.57
ZZ70732		48.1	3.63	6.30	<0.05	<0.02	0.10	0.032	0.15	11.2	11.0	0.38	410	3.28	<0.01	0.35
ZZ70733		145.5	5.28	4.25	0.08	0.09	0.49	0.044	0.15	22.1	19.1	1.35	428	12.60	<0.01	0.61
ZZ70734		44.2	3.63	3.24	0.07	0.02	0.14	0.030	0.09	14.3	9.6	0.27	387	5.77	0.02	0.23
ZZ70735		54.2	3.41	3.52	0.07	<0.02	0.08	0.029	0.08	15.3	4.8	0.17	183	5.36	0.01	0.18
ZZ70736		38.2	2.10	2.95	0.07	0.04	0.15	0.021	0.07	13.9	8.4	0.29	133	3.30	0.01	0.14

***** See Appendix Page for comments regarding this certificate *****

ALS Canada Ltd.
2103 Dollarton Hwy
North Vancouver BC V7H 0A7
Phone: +1 (604) 984 0221 Fax: +1 (604) 984 0218
www.alsglobal.com

To: **STRATEGIC METALS LTD.**
C/ O ARCHER, CATHRO & ASSOCIATES (1981) LIMITED
1016- 510 W HASTINGS ST
VANCOUVER BC V6B 1L8

Finalized Date: 26- JUL- 2017
Account: MTT

Project: ROD

CERTIFICATE OF ANALYSIS WH17126153

Sample Description	Method	ME- MS41	ME- MS41	ME- MS41	ME- MS41	ME- MS41	ME- MS41	ME- MS41	ME- MS41	ME- MS41	ME- MS41	ME- MS41	ME- MS41	ME- MS41	ME- MS41	ME- MS41
	Analyte	Ni	P	Pb	Rb	Re	S	Sb	Sc	Se	Sn	Sr	Ta	Te	Th	Ti
	Units	ppm	ppm	ppm	ppm	ppm	%	ppm	ppm	ppm	ppm	ppm	ppm	ppm	ppm	%
	LOR	0.2	10	0.2	0.1	0.001	0.01	0.05	0.1	0.2	0.2	0.2	0.01	0.01	0.2	0.005
ZZ70697		359	950	18.7	7.7	0.001	0.05	1.28	5.9	1.1	0.3	49.6	<0.01	0.09	1.4	0.021
ZZ70698		67.9	850	15.5	13.3	<0.001	0.04	0.74	2.8	0.7	0.6	16.4	<0.01	0.06	0.9	0.026
ZZ70699		78.2	1340	13.0	12.8	<0.001	0.08	0.78	3.3	0.8	0.5	36.3	<0.01	0.05	0.9	0.011
ZZ70700		48.9	1040	15.6	11.9	<0.001	0.04	1.07	3.1	1.0	0.4	50.0	<0.01	0.05	2.1	0.010
ZZ70701		32.6	1180	20.5	11.3	0.001	0.04	1.83	1.7	1.1	0.4	12.2	<0.01	0.05	0.8	0.017
ZZ70702		96.9	710	14.3	14.9	<0.001	0.09	0.87	2.0	1.4	0.4	93.2	<0.01	0.05	0.4	0.020
ZZ70703		516	1280	16.5	8.5	0.001	0.10	1.60	6.2	1.8	0.3	64.3	<0.01	0.05	1.6	0.008
ZZ70704		145.5	670	13.1	9.7	<0.001	0.03	0.99	5.0	1.0	0.4	15.6	<0.01	0.05	1.8	0.021
ZZ70705		39.2	410	13.8	11.6	<0.001	0.02	0.62	4.7	0.7	0.6	12.3	<0.01	0.03	2.4	0.025
ZZ70706		113.5	650	16.3	10.6	<0.001	0.03	1.01	6.4	1.1	0.4	15.1	<0.01	0.06	3.1	0.013
ZZ70707		49.0	930	10.1	12.2	<0.001	0.08	0.71	2.1	0.9	0.5	10.0	<0.01	0.05	0.2	0.022
ZZ70708		67.3	1700	10.9	8.6	0.001	0.15	1.27	3.1	2.3	0.3	43.9	<0.01	0.05	0.7	0.007
ZZ70709		19.1	1080	14.4	9.4	<0.001	0.07	0.88	0.5	1.0	0.4	7.4	<0.01	0.05	<0.2	0.007
ZZ70710		50.1	1250	24.7	12.1	<0.001	0.04	1.63	2.1	1.5	0.4	13.7	<0.01	0.06	1.2	0.009
ZZ70711		34.1	750	26.1	12.9	<0.001	0.04	0.96	1.6	0.9	0.4	9.9	<0.01	0.07	1.2	0.012
ZZ70712		46.2	820	28.2	12.0	<0.001	0.04	0.65	2.0	0.9	0.6	19.0	<0.01	0.07	1.3	0.010
ZZ70713		158.5	690	31.1	11.9	<0.001	0.03	0.88	2.8	0.7	0.6	13.8	<0.01	0.05	2.0	0.011
ZZ70714		35.1	900	17.4	15.1	<0.001	0.03	1.91	2.2	1.5	0.5	8.7	<0.01	0.05	2.7	0.007
ZZ70715		25.9	910	11.7	12.9	<0.001	0.03	1.79	0.5	1.0	0.5	5.4	<0.01	0.05	0.2	<0.005
ZZ70716		31.2	1440	16.9	9.8	0.001	0.06	1.38	1.6	1.8	0.4	32.7	<0.01	0.05	1.3	0.007
ZZ70717		63.8	1640	17.2	9.8	0.002	0.08	2.14	2.8	3.0	0.3	50.4	<0.01	0.06	3.8	<0.005
ZZ70718		72.5	2290	19.5	6.8	0.002	0.04	1.84	3.0	6.4	0.2	18.7	<0.01	0.06	2.6	<0.005
ZZ70719		43.1	960	25.1	10.8	<0.001	0.02	1.08	2.6	1.3	0.4	14.9	<0.01	0.04	2.6	0.006
ZZ70720		87.8	780	18.9	13.7	0.001	0.07	0.83	2.3	1.0	0.7	17.1	<0.01	0.08	1.2	0.018
ZZ70721		182.0	1000	27.2	14.1	0.001	0.13	0.62	4.7	1.3	0.5	31.1	<0.01	0.11	2.7	0.015
ZZ70722		109.5	1480	16.9	10.6	0.002	0.08	1.55	4.2	2.5	0.3	31.4	<0.01	0.06	1.7	0.009
ZZ70723		104.5	1320	13.9	11.1	0.001	0.08	1.10	2.9	1.4	0.3	30.4	<0.01	0.05	1.1	0.010
ZZ70724		222	1510	12.9	13.0	<0.001	0.12	1.12	3.2	1.5	0.3	37.4	<0.01	0.03	0.9	0.010
ZZ70725		208	860	18.8	11.6	<0.001	0.05	1.07	6.5	1.3	0.3	30.6	<0.01	0.04	1.7	0.012
ZZ70726		107.5	1110	11.7	11.5	0.002	0.12	0.75	2.4	1.8	0.3	59.7	<0.01	0.03	1.0	0.014
ZZ70727		85.8	910	17.6	11.3	<0.001	0.03	0.84	1.9	0.8	0.4	22.4	<0.01	0.04	0.8	0.009
ZZ70728		73.8	1270	13.6	10.6	0.001	0.05	0.64	1.3	0.6	0.5	14.9	<0.01	0.04	0.3	0.008
ZZ70729		41.9	780	6.4	8.9	<0.001	0.07	0.53	1.8	0.6	0.6	38.2	<0.01	0.02	<0.2	0.024
ZZ70730		110.5	3410	21.7	22.2	0.003	0.08	4.24	8.3	3.8	0.5	54.5	<0.01	0.19	3.8	0.016
ZZ70731		48.3	1590	4.6	4.0	<0.001	0.16	0.89	1.7	0.8	0.3	80.4	<0.01	0.03	<0.2	0.011
ZZ70732		39.5	3310	7.6	16.6	0.001	0.13	1.22	1.1	0.9	0.5	32.9	<0.01	0.04	<0.2	0.005
ZZ70733		199.5	2040	29.2	10.8	0.002	0.04	3.29	8.2	3.2	0.4	58.6	<0.01	0.13	4.9	0.026
ZZ70734		54.5	1140	17.4	13.1	0.001	0.09	1.29	1.9	1.0	0.4	19.4	<0.01	0.07	0.8	0.006
ZZ70735		52.2	1360	17.2	11.4	0.001	0.04	1.38	0.9	1.0	0.3	6.4	<0.01	0.05	0.3	<0.005
ZZ70736		18.1	1480	7.9	7.5	0.001	0.05	0.86	1.6	0.6	0.2	38.7	<0.01	0.03	0.7	<0.005

***** See Appendix Page for comments regarding this certificate *****

ALS Canada Ltd.
2103 Dollarton Hwy
North Vancouver BC V7H 0A7
Phone: +1 (604) 984 0221 Fax: +1 (604) 984 0218
www.alsglobal.com

To: **STRATEGIC METALS LTD.**
C/ O ARCHER, CATHRO & ASSOCIATES (1981) LIMITED
1016- 510 W HASTINGS ST
VANCOUVER BC V6B 1L8

Finalized Date: 26- JUL- 2017
Account: MTT

Project: ROD

CERTIFICATE OF ANALYSIS WH17126153

Sample Description	Method	ME- MS41	ME- MS41	ME- MS41	ME- MS41	ME- MS41	ME- MS41	ME- MS41	Pb- OG46	Au- ICP21
	Analyte	Tl	U	V	W	Y	Zn	Zr	Pb	Au
	Units	ppm	ppm	ppm	ppm	ppm	ppm	ppm	%	ppm
	LOR	0.02	0.05	1	0.05	0.05	2	0.5	0.001	0.001
ZZ70697		0.20	1.57	55	0.06	12.55	124	1.8		0.004
ZZ70698		0.17	0.62	86	0.14	4.60	106	0.6		<0.001
ZZ70699		0.18	1.24	68	0.09	6.42	93	1.3		<0.001
ZZ70700		0.16	1.03	44	0.08	8.08	135	1.5		0.003
ZZ70701		0.15	0.64	47	0.13	5.53	138	<0.5		0.002
ZZ70702		0.15	1.97	47	0.16	6.83	95	<0.5		<0.001
ZZ70703		0.27	0.73	45	0.05	9.47	119	1.9		0.002
ZZ70704		0.16	0.75	62	0.16	6.84	105	0.9		0.001
ZZ70705		0.15	0.68	72	0.25	6.76	84	0.6		<0.001
ZZ70706		0.15	0.86	68	0.10	11.20	112	2.1		0.002
ZZ70707		0.16	0.81	65	0.11	6.65	78	<0.5		<0.001
ZZ70708		0.19	1.38	28	0.07	13.45	100	1.5		0.002
ZZ70709		0.13	0.80	36	0.11	2.46	69	<0.5		0.001
ZZ70710		0.18	0.92	49	0.09	5.71	156	0.6		0.001
ZZ70711		0.14	0.57	38	0.11	2.96	88	0.6		<0.001
ZZ70712		0.10	0.84	41	0.08	8.70	117	<0.5		0.001
ZZ70713		0.12	0.67	49	0.08	4.50	187	0.6		<0.001
ZZ70714		0.24	0.72	53	0.07	3.12	166	1.2		<0.001
ZZ70715		0.15	0.55	44	0.05	2.06	91	<0.5		0.001
ZZ70716		0.20	1.15	40	0.08	8.10	122	0.6		0.003
ZZ70717		0.27	1.16	52	<0.05	9.17	205	3.2		0.002
ZZ70718		0.26	1.62	27	<0.05	20.2	186	2.5		0.005
ZZ70719		0.12	0.83	31	0.05	6.64	139	1.1		<0.001
ZZ70720		0.19	0.72	57	0.18	4.07	89	<0.5		0.001
ZZ70721		0.21	0.94	55	0.06	8.96	104	0.7		0.001
ZZ70722		0.22	2.44	52	0.07	16.30	236	2.3		0.002
ZZ70723		0.14	2.24	46	0.09	8.41	186	1.7		0.001
ZZ70724		0.14	2.46	38	0.08	10.45	142	1.9		0.002
ZZ70725		0.16	1.66	44	0.10	12.20	111	1.4		0.001
ZZ70726		0.09	1.88	33	0.09	6.47	133	1.7		<0.001
ZZ70727		0.20	1.03	42	0.13	5.13	115	<0.5		<0.001
ZZ70728		0.18	1.03	50	0.17	3.64	86	<0.5		<0.001
ZZ70729		0.22	0.59	64	0.10	8.08	55	<0.5		0.003
ZZ70730		0.48	3.02	167	0.05	29.2	380	3.6		0.028
ZZ70731		0.12	0.50	60	0.06	5.16	47	0.5		0.001
ZZ70732		0.33	0.66	77	0.08	4.20	78	<0.5		0.001
ZZ70733		0.43	2.92	80	0.05	25.5	328	5.0		0.011
ZZ70734		0.32	0.83	43	0.08	4.27	125	0.6		0.001
ZZ70735		0.37	0.74	50	0.06	4.06	129	<0.5		0.001
ZZ70736		0.13	0.88	24	<0.05	4.37	59	1.2		0.003

***** See Appendix Page for comments regarding this certificate *****

ALS Canada Ltd.
2103 Dollarton Hwy
North Vancouver BC V7H 0A7
Phone: +1 (604) 984 0221 Fax: +1 (604) 984 0218
www.alsglobal.com

To: **STRATEGIC METALS LTD.**
C/O ARCHER, CATHRO & ASSOCIATES (1981) LIMITED
1016-510 W HASTINGS ST
VANCOUVER BC V6B 1L8

Finalized Date: 26-JUL-2017
Account: MTT

Project: ROD

CERTIFICATE OF ANALYSIS WH17126153

Sample Description	Method	WEI-21	ME-MS41	ME-MS41	ME-MS41	ME-MS41	ME-MS41	ME-MS41	ME-MS41	ME-MS41	ME-MS41	ME-MS41	ME-MS41	ME-MS41	ME-MS41	ME-MS41
	Analyte	Recvd Wt.	Ag	Al	As	Au	B	Ba	Be	Bi	Ca	Cd	Ce	Co	Cr	Cs
	Units	kg	ppm	%	ppm	ppm	ppm	ppm	ppm	ppm	%	ppm	ppm	ppm	ppm	ppm
	LOR	0.02	0.01	0.01	0.1	0.02	10	10	0.05	0.01	0.01	0.01	0.02	0.1	1	0.05
ZZ70737		0.40	0.10	1.18	9.5	<0.02	<10	100	0.20	0.18	0.06	0.23	32.5	7.4	19	1.96
ZZ70738		0.52	0.18	1.54	20.3	<0.02	<10	100	0.85	0.41	0.04	0.36	37.4	18.4	30	4.28
ZZ70739		0.41	0.65	1.33	30.7	<0.02	<10	220	0.94	0.33	0.13	0.73	39.6	19.3	41	2.56
ZZ70740		0.48	0.07	1.15	22.7	<0.02	<10	80	0.93	0.36	0.10	0.31	54.6	25.0	18	4.58
ZZ70741		0.38	0.96	0.65	16.6	<0.02	<10	80	0.50	0.31	0.36	0.69	24.3	13.6	12	1.49
ZZ70742		0.34	0.39	1.00	26.5	<0.02	<10	80	0.94	0.50	0.25	0.40	40.4	21.4	14	5.09
ZZ70743		0.41	0.13	1.34	9.8	<0.02	<10	80	1.33	0.45	0.34	0.15	31.0	21.6	17	4.11
ZZ70744		0.41	1.46	0.71	24.3	<0.02	<10	100	0.89	0.26	0.83	3.00	35.6	17.6	12	3.09
ZZ70745		0.48	2.04	0.36	23.3	<0.02	<10	70	0.81	0.27	0.39	4.27	30.7	18.7	12	2.49
ZZ70746		0.42	1.67	0.39	26.5	<0.02	<10	60	0.69	0.28	0.14	4.46	33.0	19.5	11	2.25
ZZ70521		0.44	1.57	0.48	22.8	<0.02	<10	70	0.80	0.28	0.76	3.43	36.1	20.4	11	3.07
ZZ70522		0.12	5.66	0.79	5.0	<0.02	<10	170	0.51	0.10	1.13	3.05	33.3	2.9	9	1.25
ZZ70523		0.36	0.20	1.32	22.4	<0.02	<10	160	0.48	0.14	0.19	0.51	69.7	30.4	32	1.66
ZZ70524		0.35	0.30	1.39	16.5	<0.02	<10	160	0.39	0.23	0.04	0.38	27.5	16.3	28	0.97
ZZ70525		0.34	0.24	0.96	12.3	<0.02	<10	140	0.28	0.21	0.04	0.38	28.6	8.6	18	0.87
ZZ70526		0.35	0.51	0.60	11.7	<0.02	<10	130	0.41	0.24	0.85	1.16	36.4	28.3	10	1.14
ZZ70527		0.40	0.65	1.20	16.7	<0.02	<10	100	0.53	0.11	1.02	0.81	57.6	30.3	18	1.59
ZZ70528		0.45	1.86	0.51	23.9	<0.02	<10	80	0.82	0.24	0.72	4.51	28.9	19.3	11	3.29
ZZ70529		0.43	0.18	1.01	117.0	<0.02	10	100	0.85	0.31	0.38	0.44	16.50	67.6	246	3.35
ZZ70530		0.27	0.38	0.95	13.3	<0.02	<10	130	1.15	0.23	1.32	0.11	14.60	16.9	28	6.62
ZZ70531		0.17	0.45	0.66	20.7	<0.02	<10	190	0.56	0.11	2.62	1.07	6.94	15.8	39	2.53
ZZ70532		0.35	0.11	0.93	14.9	<0.02	<10	90	0.86	0.30	0.57	0.42	16.05	17.7	33	4.41
ZZ70533		0.41	0.10	1.05	142.5	<0.02	10	110	0.78	0.27	0.16	1.17	17.90	57.6	328	4.14
ZZ70534		0.35	0.62	0.83	10.0	<0.02	<10	1630	0.39	0.15	0.97	0.43	21.0	7.1	51	1.30
ZZ70535		0.22	0.56	0.21	3.1	<0.02	<10	480	0.14	0.05	2.56	0.67	5.59	2.5	8	0.35
ZZ70536		0.32	0.13	0.99	23.9	<0.02	<10	330	0.36	0.21	0.10	0.29	29.2	6.9	35	1.01
ZZ70537		0.40	0.20	0.89	20.5	<0.02	<10	130	0.19	0.25	0.02	0.14	25.8	4.3	18	1.62
ZZ70538		0.42	0.11	0.72	82.0	<0.02	<10	180	0.20	0.22	0.03	0.14	30.7	4.3	12	1.19
ZZ70539		0.36	0.18	0.95	66.2	<0.02	<10	500	0.34	0.22	0.05	0.24	32.2	5.8	18	0.83
ZZ70540		0.42	0.34	1.02	83.1	<0.02	<10	750	0.66	0.25	0.14	0.39	42.3	11.0	21	1.35
ZZ70541		0.43	0.75	0.94	57.6	<0.02	<10	510	0.40	0.35	0.11	0.19	34.3	4.1	19	1.14
ZZ70542		0.25	0.18	0.86	13.8	<0.02	<10	90	0.84	0.21	1.44	0.45	17.25	10.7	14	1.56
ZZ70543		0.32	0.09	1.71	5.3	<0.02	<10	160	0.72	0.23	0.94	0.34	14.10	19.7	24	2.70
ZZ70544		0.34	0.13	0.83	29.1	<0.02	<10	120	0.83	0.30	1.19	0.49	5.46	25.0	12	8.23
ZZ70545		0.21	0.14	0.80	78.5	<0.02	10	190	0.56	0.21	1.99	0.44	8.38	18.0	30	6.18
ZZ70546		0.42	0.12	1.23	10.0	<0.02	10	180	0.39	0.22	0.28	0.61	22.2	27.2	256	1.48
ZZ70547		0.63	0.89	0.89	20.2	<0.02	<10	90	0.52	0.23	0.40	3.07	39.6	11.7	26	1.07
ZZ70548		0.56	0.41	1.24	17.4	<0.02	<10	190	0.41	0.18	0.46	0.39	48.6	9.7	24	1.64
ZZ70549		0.37	0.19	0.78	17.5	<0.02	<10	100	0.34	0.20	0.36	0.41	52.2	20.5	17	1.92
ZZ70550		0.23	0.53	0.99	10.9	<0.02	10	590	0.31	0.13	2.72	0.27	14.95	6.5	22	1.88

***** See Appendix Page for comments regarding this certificate *****

ALS Canada Ltd.
2103 Dollarton Hwy
North Vancouver BC V7H 0A7
Phone: +1 (604) 984 0221 Fax: +1 (604) 984 0218
www.alsglobal.com

To: **STRATEGIC METALS LTD.**
C/ O ARCHER, CATHRO & ASSOCIATES (1981) LIMITED
1016- 510 W HASTINGS ST
VANCOUVER BC V6B 1L8

Finalized Date: 26- JUL- 2017
Account: MTT

Project: ROD

CERTIFICATE OF ANALYSIS WH17126153

Sample Description	Method	ME- MS41	ME- MS41	ME- MS41	ME- MS41	ME- MS41	ME- MS41	ME- MS41	ME- MS41	ME- MS41	ME- MS41	ME- MS41	ME- MS41	ME- MS41	ME- MS41	ME- MS41
	Analyte	Cu	Fe	Ga	Ge	Hf	Hg	In	K	La	Li	Mg	Mn	Mo	Na	Nb
	Units	ppm	%	ppm	ppm	ppm	ppm	ppm	%	ppm	ppm	%	ppm	ppm	%	ppm
	LOR	0.2	0.01	0.05	0.05	0.02	0.01	0.005	0.01	0.2	0.1	0.01	5	0.05	0.01	0.05
ZZ70737		23.0	3.11	6.00	0.09	<0.02	0.07	0.024	0.08	17.4	9.3	0.23	283	2.66	0.01	0.56
ZZ70738		34.6	3.69	4.52	0.08	0.04	0.04	0.024	0.09	19.1	27.8	0.52	901	2.49	0.01	0.34
ZZ70739		62.5	3.61	3.20	0.10	0.06	0.12	0.027	0.09	20.3	19.9	0.74	1040	4.53	0.01	0.16
ZZ70740		50.0	3.30	3.44	0.11	0.03	0.04	0.022	0.11	26.3	19.8	0.41	971	3.19	0.01	0.17
ZZ70741		57.6	2.53	2.17	0.08	0.04	0.13	0.022	0.09	12.6	6.3	0.20	597	4.16	0.01	0.10
ZZ70742		56.0	2.77	2.67	0.10	0.08	0.10	0.022	0.13	19.6	14.9	0.34	1380	3.47	0.01	0.05
ZZ70743		53.1	3.54	3.66	0.09	0.06	0.05	0.019	0.09	14.5	24.3	0.46	1380	1.20	0.01	0.12
ZZ70744		84.3	3.28	1.92	0.10	0.06	0.32	0.031	0.09	18.5	9.1	0.33	719	11.50	0.01	0.05
ZZ70745		107.5	3.73	1.01	0.09	0.12	0.51	0.033	0.08	17.2	3.0	0.14	679	16.80	0.01	<0.05
ZZ70746		115.5	3.69	1.31	0.09	0.02	0.32	0.043	0.09	17.7	2.1	0.07	528	17.75	0.01	<0.05
ZZ70521		106.0	3.94	1.57	0.12	0.10	0.35	0.033	0.09	19.7	6.7	0.36	787	15.80	0.01	<0.05
ZZ70522		43.2	1.40	1.68	0.11	<0.02	0.46	0.017	0.05	15.0	1.1	0.16	49	3.31	0.01	0.15
ZZ70523		46.5	5.49	5.18	0.13	0.03	0.10	0.034	0.08	29.7	10.8	0.20	1100	4.62	0.01	0.32
ZZ70524		68.4	4.10	5.54	0.09	<0.02	0.10	0.032	0.06	14.4	10.6	0.20	636	5.78	0.01	0.43
ZZ70525		34.6	2.79	4.29	0.08	<0.02	0.06	0.023	0.04	14.9	5.6	0.13	387	3.21	0.01	0.51
ZZ70526		129.5	4.62	1.78	0.11	0.07	0.24	0.030	0.06	18.4	7.6	0.19	1040	6.45	0.01	0.07
ZZ70527		58.7	4.78	3.98	0.12	0.08	0.17	0.030	0.08	26.7	22.0	0.54	556	5.37	0.01	0.07
ZZ70528		107.5	3.80	1.50	0.10	0.09	0.48	0.037	0.09	16.4	6.6	0.31	467	18.40	0.01	<0.05
ZZ70529		169.0	5.18	2.96	0.10	0.07	0.69	0.035	0.07	7.8	21.7	5.48	833	1.45	0.01	0.09
ZZ70530		53.8	2.21	2.51	0.09	0.14	0.13	0.017	0.08	9.0	10.3	0.38	652	1.35	0.01	0.17
ZZ70531		49.6	1.58	1.62	0.07	0.06	0.27	0.013	0.05	3.9	5.2	0.59	428	1.28	0.01	0.15
ZZ70532		33.6	3.05	2.55	0.07	0.09	0.08	0.016	0.10	7.5	20.2	0.57	1040	1.55	0.01	0.12
ZZ70533		26.7	4.57	3.14	0.07	0.05	0.69	0.019	0.07	8.7	26.8	5.23	948	1.77	0.01	0.21
ZZ70534		61.3	2.15	2.73	0.08	0.03	0.20	0.023	0.08	12.0	8.0	0.31	174	3.01	0.01	0.32
ZZ70535		14.8	0.57	0.67	0.05	0.03	0.15	0.006	0.05	2.9	1.5	0.12	74	1.53	0.01	0.08
ZZ70536		21.5	2.59	4.43	0.07	<0.02	0.07	0.023	0.07	16.0	4.9	0.13	195	4.38	0.01	0.27
ZZ70537		24.1	2.23	5.07	0.07	<0.02	0.04	0.020	0.07	14.0	2.4	0.09	164	3.52	0.01	0.58
ZZ70538		27.4	2.07	4.29	0.07	<0.02	0.03	0.018	0.07	16.5	2.3	0.07	98	4.36	0.01	0.26
ZZ70539		33.0	2.68	3.53	0.07	<0.02	0.08	0.024	0.10	18.0	6.2	0.17	197	3.83	0.01	0.44
ZZ70540		64.1	3.24	2.78	0.10	0.02	0.21	0.035	0.13	23.6	9.0	0.25	357	4.80	0.01	0.28
ZZ70541		47.2	3.00	4.52	0.09	0.02	0.22	0.031	0.13	21.2	2.9	0.08	133	7.43	0.01	0.30
ZZ70542		40.0	2.95	2.22	0.08	0.08	0.29	0.027	0.04	8.6	8.9	0.33	275	2.86	0.01	0.14
ZZ70543		81.0	4.18	5.26	0.06	0.06	0.12	0.034	0.05	6.8	23.4	0.85	443	1.34	0.01	0.14
ZZ70544		120.5	5.22	2.43	<0.05	0.05	0.35	0.046	0.05	2.3	13.5	0.54	689	1.20	0.01	0.06
ZZ70545		49.0	3.11	2.34	<0.05	0.04	0.14	0.035	0.06	3.9	7.8	1.02	568	0.86	0.02	0.24
ZZ70546		35.8	4.61	4.18	<0.05	<0.02	0.04	0.024	0.08	12.3	13.8	3.65	653	1.76	0.01	0.40
ZZ70547		101.0	3.08	2.78	0.06	0.03	0.16	0.028	0.08	23.2	16.4	0.51	391	10.95	0.01	0.06
ZZ70548		75.1	4.15	4.53	0.07	0.02	0.11	0.028	0.13	25.6	22.4	0.50	233	5.66	0.02	0.09
ZZ70549		84.9	5.61	2.84	0.06	0.03	0.05	0.029	0.09	28.2	8.7	0.23	259	6.97	0.02	0.06
ZZ70550		59.6	1.70	2.69	<0.05	0.07	0.22	0.021	0.08	12.2	12.4	0.50	711	1.11	0.01	0.18

***** See Appendix Page for comments regarding this certificate *****

ALS Canada Ltd.
2103 Dollarton Hwy
North Vancouver BC V7H 0A7
Phone: +1 (604) 984 0221 Fax: +1 (604) 984 0218
www.alsglobal.com

To: **STRATEGIC METALS LTD.**
C/ O ARCHER, CATHRO & ASSOCIATES (1981) LIMITED
1016- 510 W HASTINGS ST
VANCOUVER BC V6B 1L8

Finalized Date: 26- JUL- 2017
Account: MTT

Project: ROD

CERTIFICATE OF ANALYSIS WH17126153

Sample Description	Method	ME- MS41	ME- MS41	ME- MS41	ME- MS41	ME- MS41	ME- MS41	ME- MS41	ME- MS41	ME- MS41	ME- MS41	ME- MS41	ME- MS41	ME- MS41	ME- MS41	ME- MS41
	Analyte	Ni	P	Pb	Rb	Re	S	Sb	Sc	Se	Sn	Sr	Ta	Te	Th	Ti
	Units	ppm	ppm	ppm	ppm	ppm	%	ppm	ppm	ppm	ppm	ppm	ppm	ppm	ppm	%
	LOR	0.2	10	0.2	0.1	0.001	0.01	0.05	0.1	0.2	0.2	0.2	0.01	0.01	0.2	0.005
ZZ70737		13.0	1550	12.3	13.4	<0.001	0.07	0.74	0.8	0.6	0.5	6.4	<0.01	0.03	0.2	0.008
ZZ70738		40.2	480	30.5	13.5	<0.001	0.02	0.95	2.0	0.6	0.3	9.8	<0.01	0.05	4.3	<0.005
ZZ70739		72.6	770	31.1	7.5	0.001	0.04	1.78	3.2	1.1	0.2	17.3	<0.01	0.06	3.4	<0.005
ZZ70740		42.9	780	47.1	8.7	<0.001	0.04	0.94	2.1	0.7	0.2	17.5	<0.01	0.09	3.9	0.005
ZZ70741		27.6	930	23.4	7.3	0.001	0.07	1.41	1.4	1.0	0.2	21.1	<0.01	0.16	1.0	<0.005
ZZ70742		30.7	840	59.0	8.7	<0.001	0.12	1.27	2.1	0.9	<0.2	33.1	<0.01	0.08	2.8	<0.005
ZZ70743		28.1	780	37.2	7.7	<0.001	0.06	0.69	2.1	0.7	0.2	19.1	<0.01	0.03	2.5	<0.005
ZZ70744		57.6	630	28.0	5.9	0.004	0.07	6.18	3.1	3.7	0.2	28.3	<0.01	0.11	2.4	<0.005
ZZ70745		75.2	760	22.6	5.0	0.002	0.05	7.21	4.6	4.0	0.2	20.1	<0.01	0.09	3.7	<0.005
ZZ70746		70.4	1050	23.7	6.2	0.003	0.03	8.27	2.3	4.2	0.2	8.5	<0.01	0.11	1.0	<0.005
ZZ70521		70.9	780	32.0	5.1	0.003	0.08	5.67	4.2	3.4	0.2	29.2	<0.01	0.08	4.4	<0.005
ZZ70522		22.6	1910	13.8	4.7	0.001	0.17	1.38	0.2	2.4	0.2	31.2	<0.01	0.03	<0.2	<0.005
ZZ70523		63.3	1840	15.5	6.7	0.001	0.08	1.07	4.2	1.5	0.4	19.1	<0.01	0.03	1.8	0.007
ZZ70524		32.1	1330	18.9	8.0	<0.001	0.06	1.51	1.2	1.4	0.5	10.1	<0.01	0.11	0.3	0.008
ZZ70525		20.8	820	14.2	7.7	<0.001	0.03	0.85	1.4	0.7	0.4	5.4	<0.01	0.04	0.5	0.012
ZZ70526		62.4	1570	20.2	3.6	0.001	0.13	1.88	3.7	1.6	<0.2	31.1	<0.01	0.13	2.2	<0.005
ZZ70527		55.9	2230	15.9	4.9	0.002	0.16	1.73	3.6	2.5	<0.2	35.9	<0.01	0.03	2.5	<0.005
ZZ70528		77.1	700	24.1	5.2	0.004	0.08	7.12	4.2	3.9	0.2	26.4	<0.01	0.07	3.0	<0.005
ZZ70529		782	390	29.1	4.6	<0.001	0.05	5.55	6.5	0.9	0.3	19.7	<0.01	0.11	2.5	<0.005
ZZ70530		74.8	1210	27.0	7.8	0.001	0.15	1.00	1.9	1.0	0.2	58.6	<0.01	0.04	1.2	<0.005
ZZ70531		122.0	1500	27.9	4.5	<0.001	0.25	1.53	1.2	1.4	<0.2	70.1	<0.01	0.03	0.3	<0.005
ZZ70532		56.3	660	28.5	7.5	<0.001	0.08	0.65	1.8	0.5	0.2	23.7	<0.01	0.03	2.2	<0.005
ZZ70533		539	640	39.5	7.4	<0.001	0.04	1.20	3.8	0.6	0.3	14.0	<0.01	0.03	2.2	0.008
ZZ70534		64.9	1230	11.3	7.7	0.001	0.13	1.02	1.4	1.5	0.3	63.2	<0.01	0.04	0.5	0.007
ZZ70535		18.7	890	3.0	2.9	<0.001	0.18	0.66	0.6	0.6	<0.2	85.0	<0.01	0.01	0.3	<0.005
ZZ70536		40.7	1150	19.7	11.2	<0.001	0.03	1.03	0.7	0.6	0.4	17.4	<0.01	0.05	0.3	<0.005
ZZ70537		17.9	590	16.4	13.5	<0.001	0.03	1.03	0.7	0.7	0.6	8.1	<0.01	0.05	0.2	0.013
ZZ70538		18.5	610	12.5	11.5	<0.001	0.04	1.07	0.7	0.6	0.5	18.4	<0.01	0.07	0.2	0.006
ZZ70539		21.9	660	16.5	10.6	<0.001	0.06	1.03	1.6	1.0	0.4	28.2	<0.01	0.07	0.9	0.010
ZZ70540		45.7	1520	23.8	11.0	0.001	0.12	1.79	2.8	1.7	0.3	112.5	<0.01	0.12	2.3	0.009
ZZ70541		17.7	3810	48.5	11.4	<0.001	0.23	1.71	2.5	2.7	0.5	117.0	<0.01	0.13	1.7	0.006
ZZ70542		26.3	830	32.8	4.5	0.001	0.10	0.70	2.9	0.8	0.2	63.0	<0.01	0.05	1.1	<0.005
ZZ70543		36.1	1230	12.4	4.6	<0.001	0.12	0.43	4.9	0.7	0.2	35.2	<0.01	0.10	0.8	<0.005
ZZ70544		81.0	770	23.9	4.2	<0.001	0.13	0.99	7.8	1.5	0.2	31.7	<0.01	0.21	0.9	<0.005
ZZ70545		176.0	1030	13.3	7.0	<0.001	0.15	1.53	4.2	1.2	0.2	56.6	<0.01	0.10	0.5	0.006
ZZ70546		337	520	14.9	10.1	<0.001	0.04	0.97	3.0	0.4	0.5	18.2	<0.01	0.05	1.1	0.017
ZZ70547		82.0	1450	12.8	5.3	0.001	0.03	4.02	2.4	3.0	0.2	18.7	<0.01	0.11	3.1	<0.005
ZZ70548		40.6	1570	17.3	7.4	0.001	0.16	2.10	2.6	1.6	0.2	55.4	<0.01	0.07	2.1	0.005
ZZ70549		49.4	2770	25.2	6.1	0.001	0.09	2.02	3.1	1.3	<0.2	54.2	<0.01	0.07	2.7	<0.005
ZZ70550		30.2	1100	18.9	6.4	<0.001	0.13	1.25	3.4	1.4	0.2	88.1	<0.01	0.06	0.7	0.006

***** See Appendix Page for comments regarding this certificate *****

ALS Canada Ltd.
2103 Dollarton Hwy
North Vancouver BC V7H 0A7
Phone: +1 (604) 984 0221 Fax: +1 (604) 984 0218
www.alsglobal.com

To: **STRATEGIC METALS LTD.**
C/ O ARCHER, CATHRO & ASSOCIATES (1981) LIMITED
1016- 510 W HASTINGS ST
VANCOUVER BC V6B 1L8

Finalized Date: 26- JUL- 2017
Account: MTT

Project: ROD

CERTIFICATE OF ANALYSIS WH17126153

Sample Description	Method	ME- MS41	ME- MS41	ME- MS41	ME- MS41	ME- MS41	ME- MS41	ME- MS41	Pb- OG46	Au- ICP21
	Analyte	Tl	U	V	W	Y	Zn	Zr	Pb	Au
	Units	ppm	ppm	ppm	ppm	ppm	ppm	ppm	%	ppm
	LOR	0.02	0.05	1	0.05	0.05	2	0.5	0.001	0.001
ZZ70737		0.14	0.57	59	0.12	2.98	62	<0.5		0.002
ZZ70738		0.10	0.64	28	0.07	4.44	105	1.5		0.002
ZZ70739		0.13	1.17	29	<0.05	13.10	184	1.7		<0.001
ZZ70740		0.09	1.06	18	<0.05	9.99	197	1.0		0.002
ZZ70741		0.10	0.88	18	0.05	6.36	125	1.4		0.008
ZZ70742		0.11	1.39	13	<0.05	11.55	152	2.6		<0.001
ZZ70743		0.07	0.70	15	<0.05	10.10	84	1.9		<0.001
ZZ70744		0.25	2.52	26	<0.05	17.65	327	2.6		0.003
ZZ70745		0.37	2.23	28	<0.05	16.55	396	6.6		<0.001
ZZ70746		0.38	1.96	36	<0.05	13.55	550	0.6		0.003
ZZ70521		0.31	1.79	28	<0.05	15.50	426	6.4		0.008
ZZ70522		0.13	2.05	14	<0.05	22.6	84	<0.5		0.005
ZZ70523		0.26	0.66	52	0.09	16.35	105	0.6		<0.001
ZZ70524		0.16	0.83	62	0.12	6.39	95	<0.5		0.011
ZZ70525		0.14	0.65	44	0.15	5.92	66	<0.5		<0.001
ZZ70526		0.16	0.99	22	<0.05	17.90	147	3.5		0.011
ZZ70527		0.19	1.30	40	<0.05	17.85	169	3.1		0.002
ZZ70528		0.38	2.37	30	<0.05	15.90	527	5.0		0.004
ZZ70529		0.10	0.60	25	<0.05	7.65	98	2.3		0.006
ZZ70530		0.08	1.90	13	<0.05	14.60	65	4.0		<0.001
ZZ70531		0.10	0.69	14	<0.05	9.48	59	1.6		0.003
ZZ70532		0.08	1.17	14	<0.05	6.43	137	2.6		<0.001
ZZ70533		0.18	0.68	25	0.07	5.04	137	1.6		0.001
ZZ70534		0.19	2.23	30	0.09	12.70	82	0.7		<0.001
ZZ70535		0.04	0.26	6	<0.05	3.12	44	1.3		NSS
ZZ70536		0.24	0.62	51	0.09	3.06	102	<0.5		<0.001
ZZ70537		0.16	0.57	61	0.18	2.21	74	<0.5		<0.001
ZZ70538		0.24	0.55	51	0.12	2.31	91	<0.5		<0.001
ZZ70539		0.17	1.05	42	0.12	3.99	100	<0.5		0.002
ZZ70540		0.21	2.38	41	0.09	10.30	131	0.6		0.005
ZZ70541		0.29	1.82	61	0.11	10.10	80	<0.5		0.008
ZZ70542		0.10	3.30	18	<0.05	10.25	107	2.4		<0.001
ZZ70543		0.07	0.62	39	<0.05	9.44	70	1.6		0.003
ZZ70544		0.14	0.36	26	<0.05	12.55	84	1.3		<0.001
ZZ70545		0.14	0.96	28	0.06	9.99	75	1.2		<0.001
ZZ70546		0.10	0.72	46	0.10	5.21	149	<0.5		<0.001
ZZ70547		0.17	1.72	38	<0.05	16.50	336	1.7		0.006
ZZ70548		0.21	1.27	42	<0.05	10.85	122	0.7		0.004
ZZ70549		0.12	1.02	41	<0.05	12.50	188	0.9		0.002
ZZ70550		0.12	1.04	28	<0.05	17.85	55	2.2		0.011

***** See Appendix Page for comments regarding this certificate *****

ALS Canada Ltd.
2103 Dollarton Hwy
North Vancouver BC V7H 0A7
Phone: +1 (604) 984 0221 Fax: +1 (604) 984 0218
www.alsglobal.com

To: **STRATEGIC METALS LTD.**
C/ O ARCHER, CATHRO & ASSOCIATES (1981) LIMITED
1016- 510 W HASTINGS ST
VANCOUVER BC V6B 1L8

Finalized Date: 26- JUL- 2017
Account: MTT

Project: ROD

CERTIFICATE OF ANALYSIS WH17126153

Sample Description	Method	WEI- 21	ME- MS41	ME- MS41	ME- MS41	ME- MS41	ME- MS41	ME- MS41	ME- MS41	ME- MS41	ME- MS41	ME- MS41	ME- MS41	ME- MS41	ME- MS41	ME- MS41
	Analyte	Recvd Wt.	Ag	Al	As	Au	B	Ba	Be	Bi	Ca	Cd	Ce	Co	Cr	Cs
	Units	kg	ppm	%	ppm	ppm	ppm	ppm	ppm	ppm	%	ppm	ppm	ppm	ppm	ppm
	LOR	0.02	0.01	0.01	0.1	0.02	10	10	0.05	0.01	0.01	0.01	0.02	0.1	1	0.05
ZZ70551		0.15	0.14	0.15	1.5	<0.02	10	720	0.13	0.03	2.61	0.92	5.87	1.6	3	0.16
ZZ70552		0.22	0.24	0.79	9.4	<0.02	<10	1470	0.35	0.18	0.61	0.62	24.8	18.9	16	5.05
ZZ70553		0.34	0.57	0.58	21.7	<0.02	<10	1360	0.32	0.25	0.46	0.67	30.5	9.8	20	2.68
ZZ70554		0.42	0.21	0.57	10.9	<0.02	<10	100	0.25	0.09	0.12	0.22	26.5	10.1	21	1.36
ZZ70555		0.24	0.14	0.34	3.1	<0.02	<10	150	0.12	0.06	1.13	0.35	11.25	2.9	10	1.26
ZZ70556		0.16	2.25	0.35	7.7	<0.02	<10	330	0.62	0.08	0.49	1.85	13.40	4.9	9	0.64
ZZ70557		0.47	1.06	1.01	534	<0.02	<10	100	0.25	0.27	0.03	0.99	24.2	6.9	34	0.83
ZZ70558		0.44	4.65	0.62	588	<0.02	<10	70	0.25	0.28	0.03	0.76	23.3	2.3	18	1.44
ZZ70559		0.36	0.22	0.76	22.8	<0.02	<10	110	0.16	0.16	0.02	0.44	29.6	2.2	20	1.29
ZZ70560		0.42	0.51	0.50	19.3	<0.02	<10	120	0.35	0.20	0.01	1.01	31.8	8.2	9	5.83
ZZ70561		0.38	0.96	0.35	192.0	<0.02	<10	310	0.55	0.20	0.12	5.52	29.9	4.8	8	1.32
ZZ70562		0.38	1.53	0.76	1050	<0.02	<10	130	0.49	0.37	0.04	2.60	26.9	4.5	24	2.50
ZZ70563		0.34	1.37	1.13	67.4	0.02	<10	410	0.65	0.53	0.09	1.01	17.20	10.7	28	8.61
ZZ70564		0.47	0.44	1.12	77.7	<0.02	<10	190	0.76	0.19	0.05	0.48	35.8	16.9	38	1.43
ZZ70565		0.38	0.26	1.24	43.5	<0.02	<10	270	0.61	0.22	0.15	0.43	25.4	11.4	58	1.42
ZZ70566		0.35	0.53	0.87	15.9	<0.02	<10	200	0.63	0.22	0.64	1.60	33.2	14.6	21	1.99
ZZ70567		0.42	1.04	1.11	39.2	<0.02	<10	290	0.68	0.28	0.43	1.41	58.2	27.1	23	3.03
ZZ70568		0.33	1.12	0.81	42.2	<0.02	<10	2800	0.59	0.22	0.40	1.76	34.2	15.0	17	2.57
ZZ70569		0.33	0.81	0.52	212	<0.02	<10	1930	0.57	0.24	0.33	1.68	29.0	13.2	9	0.90
ZZ70570		0.30	3.47	0.75	26.0	<0.02	<10	1300	0.57	0.31	1.34	3.09	36.3	11.5	25	1.78
ZZ70571		0.20	0.37	0.43	8.9	<0.02	<10	460	0.39	0.09	3.53	0.47	15.55	7.1	11	1.30
ZZ70572		0.30	0.34	0.42	33.5	<0.02	<10	340	0.33	0.17	1.22	0.64	17.50	17.5	9	0.70
ZZ70573		0.46	0.54	0.46	26.2	<0.02	<10	280	0.44	0.17	0.82	0.84	30.5	17.4	10	0.91
ZZ70574		0.37	0.25	0.88	5.0	<0.02	10	150	0.40	0.10	2.25	0.40	16.55	38.0	133	0.81
ZZ70575		0.22	0.08	0.60	2.1	<0.02	40	40	0.13	0.06	0.50	0.19	4.61	62.4	447	2.21
ZZ70576		0.52	0.07	0.93	13.1	<0.02	10	150	0.31	0.17	0.12	0.61	17.65	99.5	290	1.68
ZZ70577		0.49	0.06	0.41	46.3	<0.02	20	50	0.14	0.03	0.06	0.25	2.27	97.5	623	1.53
ZZ70578		0.53	0.01	0.24	0.9	<0.02	10	10	<0.05	0.01	0.01	0.01	0.79	127.5	577	0.14
ZZ75532		0.28	0.01	4.38	5.2	<0.02	<10	350	2.51	0.05	1.55	0.11	128.0	57.5	247	11.35
ZZ75533		0.08	0.02	1.59	11.0	<0.02	<10	190	0.60	0.20	0.37	0.17	24.8	15.9	97	2.49
ZZ75534		Not Recvd														
ZZ75535		0.13	0.04	2.39	10.2	<0.02	<10	420	1.31	0.16	0.66	0.15	62.8	36.0	221	9.73
ZZ75536		0.05	0.27	0.91	3.4	<0.02	<10	110	0.20	0.09	0.09	0.25	13.60	6.1	32	2.94
ZZ75537		0.14	0.10	1.77	12.8	<0.02	<10	110	0.58	0.20	0.12	0.32	60.6	42.2	74	4.49
ZZ75538		0.20	0.18	1.39	27.1	<0.02	10	250	0.59	0.09	0.53	0.43	17.85	72.6	435	1.25
ZZ75539		0.05	0.08	0.53	23.8	<0.02	10	170	0.42	0.08	2.18	0.47	5.92	91.2	255	0.91
ZZ75540		0.12	0.05	0.99	70.6	0.03	20	70	0.34	0.06	0.29	0.21	7.79	75.1	585	0.91
ZZ75541		0.16	0.09	1.37	19.8	<0.02	<10	350	0.73	0.19	0.88	0.19	21.2	26.5	130	1.26
ZZ75542		0.23	0.08	1.51	14.4	<0.02	<10	340	0.61	0.21	0.70	0.28	22.9	26.0	135	1.57
ZZ75543		0.11	0.03	0.97	17.5	<0.02	<10	140	0.27	0.19	0.04	0.15	15.75	16.0	92	2.15

***** See Appendix Page for comments regarding this certificate *****

ALS Canada Ltd.
2103 Dollarton Hwy
North Vancouver BC V7H 0A7
Phone: +1 (604) 984 0221 Fax: +1 (604) 984 0218
www.alsglobal.com

To: **STRATEGIC METALS LTD.**
C/ O ARCHER, CATHRO & ASSOCIATES (1981) LIMITED
1016- 510 W HASTINGS ST
VANCOUVER BC V6B 1L8

Finalized Date: 26- JUL- 2017
Account: MTT

Project: ROD

CERTIFICATE OF ANALYSIS WH17126153

Sample Description	Method	ME- MS41	ME- MS41	ME- MS41	ME- MS41	ME- MS41	ME- MS41	ME- MS41	ME- MS41	ME- MS41	ME- MS41	ME- MS41	ME- MS41	ME- MS41	ME- MS41	ME- MS41
	Analyte	Cu	Fe	Ga	Ge	Hf	Hg	In	K	La	Li	Mg	Mn	Mo	Na	Nb
	Units	ppm	%	ppm	ppm	ppm	ppm	ppm	%	ppm	ppm	%	ppm	ppm	%	ppm
	LOR	0.2	0.01	0.05	0.05	0.02	0.01	0.005	0.01	0.2	0.1	0.01	5	0.05	0.01	0.05
ZZ70551		18.0	0.35	0.33	0.06	0.03	0.16	<0.005	0.04	3.4	0.5	0.13	112	1.19	0.01	<0.05
ZZ70552		105.0	2.46	2.89	0.10	0.05	0.12	0.025	0.18	12.7	17.3	0.57	521	3.36	<0.01	0.17
ZZ70553		38.6	2.38	2.63	0.08	<0.02	0.28	0.022	0.10	17.4	4.6	0.18	362	4.76	0.01	0.27
ZZ70554		39.0	2.61	3.26	0.07	0.03	0.11	0.018	0.10	14.6	3.9	0.08	155	4.78	0.01	0.13
ZZ70555		13.5	0.69	1.43	0.06	<0.02	0.10	0.007	0.05	7.0	0.9	0.12	80	1.16	0.01	0.12
ZZ70556		52.9	1.18	0.92	0.07	<0.02	0.44	0.028	0.09	6.5	0.7	0.12	114	4.88	0.01	0.09
ZZ70557		51.9	3.85	6.18	0.07	<0.02	0.07	0.029	0.06	13.2	4.0	0.12	208	2.16	0.01	0.73
ZZ70558		46.0	2.61	6.52	0.07	<0.02	0.67	0.022	0.05	13.1	1.2	0.04	124	1.65	0.01	0.32
ZZ70559		17.3	1.34	5.82	0.07	<0.02	0.04	0.015	0.05	16.1	1.9	0.08	78	1.54	0.01	0.27
ZZ70560		78.7	3.34	1.62	0.08	0.02	0.17	0.029	0.09	18.5	1.5	0.04	357	3.24	0.01	0.08
ZZ70561		48.2	2.67	1.80	0.08	<0.02	0.25	0.033	0.16	17.5	1.1	0.05	856	4.35	0.01	0.13
ZZ70562		94.0	4.07	6.75	0.08	<0.02	0.92	0.040	0.08	15.1	2.6	0.08	348	1.73	<0.01	0.51
ZZ70563		270	5.52	4.59	0.09	0.03	0.25	0.033	0.16	11.0	6.2	0.25	209	3.17	0.01	0.18
ZZ70564		71.0	4.46	3.07	0.08	0.03	0.20	0.033	0.09	19.2	7.3	0.22	824	5.07	0.01	0.20
ZZ70565		38.9	3.06	4.66	0.08	<0.02	0.12	0.029	0.07	12.8	11.7	0.82	311	3.47	0.01	0.57
ZZ70566		59.7	2.48	2.49	0.10	0.07	0.19	0.025	0.10	18.4	12.5	0.32	728	7.95	0.01	0.16
ZZ70567		124.5	5.71	3.51	0.13	0.04	0.26	0.040	0.13	29.6	15.3	0.36	919	7.11	0.02	0.10
ZZ70568		73.2	3.15	2.24	0.09	0.03	0.35	0.033	0.09	18.4	5.9	0.15	420	7.98	0.01	0.16
ZZ70569		68.0	2.89	1.30	0.09	0.03	0.34	0.033	0.08	15.7	3.2	0.06	307	7.56	<0.01	0.07
ZZ70570		115.0	2.79	1.98	0.12	0.12	0.76	0.040	0.15	20.8	5.9	0.17	459	9.34	0.02	0.16
ZZ70571		64.8	1.28	1.28	0.08	0.05	0.23	0.015	0.05	10.9	4.1	0.23	1300	1.26	0.01	0.10
ZZ70572		88.7	2.66	1.22	0.07	0.10	0.30	0.025	0.06	8.3	5.0	0.19	1110	4.00	0.01	0.05
ZZ70573		71.3	3.41	1.36	0.09	0.08	0.35	0.025	0.06	17.1	5.6	0.18	511	5.48	<0.01	0.07
ZZ70574		92.7	2.74	2.49	0.09	0.04	0.14	0.021	0.04	9.1	10.9	3.71	651	1.07	0.01	0.37
ZZ70575		46.9	3.77	1.48	0.10	0.02	0.03	0.013	0.01	2.5	7.2	17.65	480	0.30	0.01	0.29
ZZ70576		100.5	5.69	2.61	0.09	0.05	0.05	0.027	0.04	8.2	9.4	9.63	1280	1.20	0.01	0.21
ZZ70577		22.3	4.71	0.78	0.10	0.02	2.80	0.009	0.02	1.2	6.8	20.2	546	0.19	<0.01	0.16
ZZ70578		4.6	3.76	0.36	0.12	<0.02	0.06	<0.005	0.01	0.4	0.5	23.6	654	0.05	<0.01	<0.05
ZZ75532		45.1	8.98	24.1	0.25	0.24	0.01	0.075	0.35	62.9	47.7	4.91	1600	0.69	0.02	5.12
ZZ75533		20.8	3.42	6.10	0.07	0.02	0.03	0.034	0.05	11.9	17.3	1.17	429	1.30	0.01	0.93
ZZ75534																
ZZ75535		30.9	5.87	9.50	0.12	0.04	0.09	0.054	0.18	29.8	32.2	3.23	905	1.30	0.01	3.88
ZZ75536		21.3	2.11	2.91	0.06	<0.02	0.10	0.021	0.08	6.5	5.2	0.33	124	0.88	0.01	0.36
ZZ75537		53.5	5.11	6.55	0.10	0.02	0.08	0.041	0.09	23.7	16.4	1.06	1060	2.80	0.01	0.33
ZZ75538		56.9	6.84	3.53	0.09	0.05	0.56	0.040	0.04	10.1	16.5	7.16	1360	1.58	0.01	0.15
ZZ75539		51.2	7.34	1.45	0.08	0.03	1.01	0.022	0.03	3.1	4.8	1.10	1440	0.85	0.01	0.14
ZZ75540		10.6	4.77	2.24	0.09	0.04	0.23	0.015	0.03	3.6	5.6	12.75	672	0.61	0.01	0.22
ZZ75541		36.3	3.49	4.07	0.07	0.08	0.07	0.026	0.05	8.9	15.3	1.61	803	1.91	0.01	0.40
ZZ75542		41.2	3.73	4.60	0.08	0.06	0.08	0.033	0.05	10.1	14.9	1.62	758	1.86	0.01	0.55
ZZ75543		26.9	2.97	5.33	0.06	<0.02	0.06	0.024	0.05	8.5	5.0	0.31	575	3.72	0.01	0.13

***** See Appendix Page for comments regarding this certificate *****

ALS Canada Ltd.
2103 Dollarton Hwy
North Vancouver BC V7H 0A7
Phone: +1 (604) 984 0221 Fax: +1 (604) 984 0218
www.alsglobal.com

To: **STRATEGIC METALS LTD.**
C/ O ARCHER, CATHRO & ASSOCIATES (1981) LIMITED
1016- 510 W HASTINGS ST
VANCOUVER BC V6B 1L8

Finalized Date: 26- JUL- 2017
Account: MTT

Project: ROD

CERTIFICATE OF ANALYSIS WH17126153

Sample Description	Method	ME- MS41	ME- MS41	ME- MS41	ME- MS41	ME- MS41	ME- MS41	ME- MS41	ME- MS41	ME- MS41	ME- MS41	ME- MS41	ME- MS41	ME- MS41	ME- MS41	ME- MS41
	Analyte	Ni	P	Pb	Rb	Re	S	Sb	Sc	Se	Sn	Sr	Ta	Te	Th	Ti
	Units	ppm	ppm	ppm	ppm	ppm	%	ppm	ppm	ppm	ppm	ppm	ppm	ppm	ppm	%
	LOR	0.2	10	0.2	0.1	0.001	0.01	0.05	0.1	0.2	0.2	0.2	0.01	0.01	0.2	0.005
ZZ70551		10.6	810	1.7	0.9	<0.001	0.19	1.33	0.5	0.8	<0.2	71.6	<0.01	<0.01	<0.2	<0.005
ZZ70552		37.5	1950	16.2	12.6	0.001	0.12	2.53	2.6	1.8	0.2	54.9	<0.01	0.08	1.7	0.009
ZZ70553		25.9	2210	31.9	9.3	0.001	0.07	1.52	1.8	1.6	0.3	86.8	<0.01	0.08	0.8	0.008
ZZ70554		32.1	1120	12.9	8.4	0.001	0.09	1.42	1.6	1.9	0.2	21.4	<0.01	0.03	1.0	<0.005
ZZ70555		21.6	840	3.9	3.2	<0.001	0.12	0.85	1.1	0.7	0.2	54.9	<0.01	0.01	<0.2	0.008
ZZ70556		62.1	1360	10.1	3.6	0.002	0.13	1.90	2.4	2.7	0.2	42.5	<0.01	0.03	0.4	<0.005
ZZ70557		34.2	490	233	10.9	<0.001	0.05	2.73	2.0	0.8	0.6	14.1	<0.01	0.11	0.6	0.012
ZZ70558		13.5	530	828	9.4	<0.001	0.04	13.85	0.7	0.8	1.2	13.5	<0.01	0.08	<0.2	0.010
ZZ70559		13.7	380	26.9	6.6	<0.001	0.02	0.96	0.8	0.5	0.6	5.4	<0.01	0.05	0.4	0.008
ZZ70560		41.8	560	18.1	8.3	0.001	0.06	1.33	2.6	2.1	0.2	11.5	<0.01	0.05	1.6	<0.005
ZZ70561		21.6	630	111.0	12.2	<0.001	0.29	2.81	2.1	1.8	0.3	61.5	<0.01	0.06	1.5	<0.005
ZZ70562		20.3	590	656	12.3	<0.001	0.06	7.92	1.8	1.5	1.0	24.1	<0.01	0.15	0.3	0.013
ZZ70563		45.5	4130	37.8	16.4	0.001	0.13	3.00	1.5	7.1	0.4	33.0	<0.01	0.33	0.4	0.005
ZZ70564		69.2	1350	47.2	11.8	<0.001	0.04	1.99	3.0	1.6	0.3	14.9	<0.01	0.06	1.6	<0.005
ZZ70565		84.7	600	31.1	7.3	0.001	0.03	1.51	2.0	1.4	0.4	19.2	<0.01	0.06	0.6	0.014
ZZ70566		61.5	1110	18.7	11.3	0.001	0.09	3.05	2.0	2.6	0.2	33.0	<0.01	0.07	1.2	<0.005
ZZ70567		68.9	2180	31.6	7.7	0.002	0.23	3.03	4.2	3.5	0.3	69.0	<0.01	0.11	3.6	<0.005
ZZ70568		66.2	1430	15.8	6.9	0.001	0.10	3.67	2.8	3.5	0.3	78.6	<0.01	0.11	1.3	<0.005
ZZ70569		47.1	970	20.2	6.6	0.001	0.10	2.92	2.6	2.9	0.2	45.5	<0.01	0.09	1.4	<0.005
ZZ70570		96.7	2690	21.8	9.4	0.003	0.20	5.71	3.8	5.8	0.4	161.0	<0.01	0.20	2.3	0.006
ZZ70571		25.8	1170	7.6	3.6	0.001	0.16	1.09	1.3	1.5	<0.2	132.5	<0.01	0.05	0.2	<0.005
ZZ70572		42.8	990	14.0	3.8	0.001	0.12	2.57	2.9	1.2	<0.2	47.4	<0.01	0.14	0.9	<0.005
ZZ70573		47.2	1100	20.2	4.3	0.001	0.05	1.90	3.9	1.8	<0.2	25.1	<0.01	0.06	1.8	<0.005
ZZ70574		737	800	6.4	4.3	0.002	0.16	0.77	3.4	2.0	0.4	88.8	<0.01	0.02	0.5	0.010
ZZ70575		1370	370	2.7	1.5	<0.001	0.07	0.13	4.2	0.8	0.4	18.9	<0.01	0.01	0.3	0.012
ZZ70576		1050	570	28.4	5.2	<0.001	0.03	0.58	5.9	0.6	0.5	11.6	<0.01	0.04	1.7	0.017
ZZ70577		1990	110	6.5	1.5	<0.001	0.01	1.22	8.7	0.4	<0.2	3.2	<0.01	0.03	0.5	0.007
ZZ70578		2220	40	0.4	0.4	<0.001	0.01	0.07	5.5	<0.2	<0.2	0.4	<0.01	0.01	<0.2	<0.005
ZZ75532		148.5	4520	8.3	25.0	<0.001	0.01	0.13	10.5	0.8	0.7	206	0.03	0.02	3.7	0.441
ZZ75533		92.5	1020	11.2	8.4	<0.001	0.05	0.46	2.4	0.3	0.5	26.9	<0.01	0.03	0.6	0.018
ZZ75534																
ZZ75535		179.5	1230	12.1	25.4	<0.001	0.02	0.45	6.7	0.7	0.7	68.0	<0.01	0.02	1.6	0.200
ZZ75536		21.9	1580	6.4	5.3	<0.001	0.13	0.44	0.2	0.8	0.3	7.9	<0.01	0.02	<0.2	0.006
ZZ75537		98.1	1770	20.9	11.5	<0.001	0.06	1.16	1.9	1.1	0.4	17.2	<0.01	0.04	0.9	0.010
ZZ75538		1000	490	8.3	3.4	<0.001	0.02	0.56	20.7	1.1	0.2	23.4	<0.01	0.04	1.6	0.007
ZZ75539		1075	760	8.0	3.1	<0.001	0.13	0.57	10.2	1.1	<0.2	45.8	<0.01	0.03	0.4	0.005
ZZ75540		1240	590	3.9	4.0	<0.001	0.06	0.54	8.7	0.5	0.2	11.7	<0.01	0.03	0.6	0.013
ZZ75541		245	1360	14.0	7.4	<0.001	0.09	0.72	2.9	0.7	0.3	35.0	<0.01	0.04	1.0	0.010
ZZ75542		215	1180	14.4	8.3	<0.001	0.07	0.83	4.9	1.0	0.5	23.5	<0.01	0.05	1.0	0.018
ZZ75543		99.8	1240	11.7	12.0	<0.001	0.03	0.84	0.6	0.6	0.6	6.2	<0.01	0.06	<0.2	0.006

***** See Appendix Page for comments regarding this certificate *****

ALS Canada Ltd.
2103 Dollarton Hwy
North Vancouver BC V7H 0A7
Phone: +1 (604) 984 0221 Fax: +1 (604) 984 0218
www.alsglobal.com

To: **STRATEGIC METALS LTD.**
C/ O ARCHER, CATHRO & ASSOCIATES (1981) LIMITED
1016- 510 W HASTINGS ST
VANCOUVER BC V6B 1L8

Finalized Date: 26- JUL- 2017
Account: MTT

Project: ROD

CERTIFICATE OF ANALYSIS WH17126153

Sample Description	Method	ME- MS41	ME- MS41	ME- MS41	ME- MS41	ME- MS41	ME- MS41	ME- MS41	Pb- OG46	Au- ICP21
	Analyte	Tl	U	V	W	Y	Zn	Zr	Pb	Au
	Units	ppm	ppm	ppm	ppm	ppm	ppm	ppm	%	ppm
	LOR	0.02	0.05	1	0.05	0.05	2	0.5	0.001	0.001
ZZ70551		0.02	0.28	3	<0.05	4.53	33	1.1		<0.001
ZZ70552		0.11	1.35	30	<0.05	14.10	120	1.8		0.011
ZZ70553		0.25	1.27	32	0.10	8.62	85	<0.5		0.008
ZZ70554		0.15	0.62	31	<0.05	3.35	101	1.0		<0.001
ZZ70555		0.09	0.35	10	<0.05	3.75	51	0.6		0.018
ZZ70556		0.14	1.50	18	<0.05	10.25	149	0.5		NSS
ZZ70557		0.20	0.43	66	0.20	2.40	321	<0.5		<0.001
ZZ70558		0.14	0.49	63	0.19	1.78	476	<0.5		0.010
ZZ70559		0.13	0.37	43	0.11	1.77	142	<0.5		0.001
ZZ70560		0.29	0.76	13	<0.05	5.67	438	0.6		0.011
ZZ70561		0.46	0.76	44	<0.05	5.13	447	<0.5		0.010
ZZ70562		0.30	0.78	67	0.17	3.54	986	<0.5		0.027
ZZ70563		0.26	2.01	47	0.06	8.79	351	1.3		0.062
ZZ70564		0.35	1.36	43	0.05	7.19	468	0.7		0.005
ZZ70565		0.15	0.90	54	0.19	6.54	115	<0.5		0.004
ZZ70566		0.20	1.31	28	0.06	15.90	196	2.2		<0.001
ZZ70567		0.22	1.57	37	<0.05	22.7	244	1.2		0.009
ZZ70568		0.26	2.31	49	0.05	17.25	225	1.1		0.007
ZZ70569		0.15	1.64	32	<0.05	13.60	239	1.2		0.007
ZZ70570		0.32	4.91	95	0.11	29.4	313	5.0		0.012
ZZ70571		0.08	1.37	19	<0.05	20.2	37	1.4		0.005
ZZ70572		0.10	0.63	20	<0.05	12.35	95	3.2		0.014
ZZ70573		0.20	0.84	19	<0.05	17.65	104	3.3		0.006
ZZ70574		0.10	0.98	26	0.05	8.83	64	1.3		<0.001
ZZ70575		0.03	0.17	22	<0.05	1.71	60	0.6		0.001
ZZ70576		0.07	1.02	35	0.08	5.27	196	1.3		0.002
ZZ70577		0.09	0.21	20	<0.05	2.99	37	0.7		0.002
ZZ70578		0.03	<0.05	13	<0.05	0.52	19	<0.5		<0.001
ZZ75532		0.19	0.73	215	0.27	14.45	113	10.4		0.001
ZZ75533		0.12	0.53	65	0.17	3.11	76	<0.5		NSS
ZZ75534										
ZZ75535		0.16	0.68	123	0.17	8.24	76	2.0		<0.001
ZZ75536		0.07	0.32	34	<0.05	2.18	38	<0.5		NSS
ZZ75537		0.18	0.59	52	0.06	7.47	128	0.6		NSS
ZZ75538		0.13	1.06	67	0.06	12.55	71	1.6		<0.001
ZZ75539		0.15	0.32	38	<0.05	7.11	91	0.8		NSS
ZZ75540		0.08	0.54	33	0.11	3.94	45	0.9		<0.001
ZZ75541		0.12	0.89	43	0.19	6.41	76	1.9		<0.001
ZZ75542		0.14	1.12	55	0.13	7.76	95	1.5		<0.001
ZZ75543		0.18	0.47	73	0.13	1.96	82	<0.5		0.001

***** See Appendix Page for comments regarding this certificate *****

ALS Canada Ltd.
2103 Dollarton Hwy
North Vancouver BC V7H 0A7
Phone: +1 (604) 984 0221 Fax: +1 (604) 984 0218
www.alsglobal.com

To: **STRATEGIC METALS LTD.**
C/ O ARCHER, CATHRO & ASSOCIATES (1981) LIMITED
1016- 510 W HASTINGS ST
VANCOUVER BC V6B 1L8

Finalized Date: 26- JUL- 2017
Account: MTT

Project: ROD

CERTIFICATE OF ANALYSIS WH17126153

Sample Description	Method	WEI- 21	ME- MS41	ME- MS41	ME- MS41	ME- MS41	ME- MS41	ME- MS41	ME- MS41	ME- MS41	ME- MS41	ME- MS41	ME- MS41	ME- MS41	ME- MS41	ME- MS41
	Analyte	Recvd Wt.	Ag	Al	As	Au	B	Ba	Be	Bi	Ca	Cd	Ce	Co	Cr	Cs
	Units	kg	ppm	%	ppm	ppm	ppm	ppm	ppm	ppm	%	ppm	ppm	ppm	ppm	ppm
	LOR	0.02	0.01	0.01	0.1	0.02	10	10	0.05	0.01	0.01	0.01	0.02	0.1	1	0.05
ZZ75544		0.17	0.04	1.41	17.0	<0.02	<10	260	0.48	0.22	0.13	0.24	22.2	20.9	186	1.79
ZZ75545		0.14	0.20	1.41	73.0	<0.02	<10	390	0.75	0.15	0.53	1.91	23.6	37.5	224	1.72
ZZ75546		0.13	0.22	0.94	21.6	<0.02	<10	450	0.75	0.15	0.90	0.38	31.8	11.1	49	2.01
ZZ75547		0.25	0.11	1.26	18.4	<0.02	<10	290	0.57	0.15	0.90	0.23	18.20	21.6	239	0.84
ZZ75548		0.11	0.04	1.08	13.1	<0.02	<10	270	0.34	0.19	0.69	0.20	13.55	27.8	198	1.31
ZZ75549		0.23	0.49	0.79	53.8	<0.02	<10	230	0.92	0.33	0.29	1.07	24.1	23.4	93	1.95
ZZ75550		0.11	0.17	1.08	18.7	<0.02	<10	260	0.53	0.15	0.81	0.28	18.85	14.2	72	1.26
ZZ75591		0.12	0.18	1.52	14.4	<0.02	<10	270	0.55	0.23	0.23	0.31	22.4	27.8	81	2.96
ZZ75592		0.17	0.07	1.46	25.2	<0.02	<10	150	0.88	0.24	0.12	0.47	29.1	28.2	98	2.43
ZZ75593		0.22	0.04	1.47	10.6	<0.02	<10	90	0.80	0.32	0.07	0.27	40.1	17.6	29	3.48
ZZ75594		0.28	0.08	1.06	18.2	<0.02	<10	380	0.51	0.25	0.41	0.24	24.6	13.0	60	1.91
ZZ75595		0.20	0.05	1.59	21.0	<0.02	<10	190	0.65	0.22	0.19	0.32	19.35	28.3	172	2.49
ZZ75596		0.22	0.04	1.11	25.4	<0.02	<10	130	0.51	0.26	0.05	0.22	25.4	17.1	71	2.33
ZZ75597		0.04	0.36	0.79	13.8	<0.02	10	190	0.52	0.23	1.41	1.44	18.95	22.1	32	2.04
ZZ75598		0.24	0.37	0.30	12.7	<0.02	<10	130	0.36	0.21	0.27	0.63	39.8	17.3	10	4.41
ZZ75599		0.05	0.08	0.85	7.6	<0.02	<10	140	0.33	0.18	0.15	0.27	13.60	13.4	19	5.77
ZZ75600		0.13	0.27	1.49	125.5	<0.02	10	660	0.87	0.10	2.34	1.10	35.1	35.7	74	5.88
ZZ75601		0.23	0.30	1.05	19.0	<0.02	<10	200	0.47	0.18	0.20	1.02	42.3	15.0	22	1.52
ZZ75602		0.22	0.06	0.46	17.4	<0.02	<10	80	0.19	0.19	0.35	0.16	21.8	11.4	10	2.54
ZZ75603		0.30	0.01	1.04	2.0	<0.02	<10	80	0.22	0.29	0.03	0.21	5.51	28.3	97	1.88
ZZ75604		0.31	0.02	0.56	2.3	<0.02	10	60	0.44	0.13	0.03	0.07	5.81	69.2	435	1.20
ZZ75605		0.26	0.03	0.39	1.5	<0.02	20	30	0.11	0.04	0.04	0.09	3.90	129.0	543	0.25
ZZ75606		0.14	0.72	0.78	42.3	<0.02	<10	180	0.66	0.22	0.80	0.65	38.0	22.8	18	1.58
ZZ75607		0.26	0.32	0.90	7.2	<0.02	<10	180	0.46	0.28	0.13	0.78	34.1	15.6	14	1.64
ZZ75608		0.15	0.49	0.62	83.1	<0.02	<10	130	0.58	0.22	0.54	0.70	35.3	18.8	17	1.23
ZZ75609		0.27	0.61	0.65	34.7	<0.02	<10	170	0.76	0.33	0.14	0.88	30.0	18.3	9	5.42
ZZ75610		0.30	0.60	0.85	32.2	<0.02	<10	70	0.98	0.42	0.15	1.52	49.1	22.6	12	2.43
ZZ75611		0.08	0.55	0.21	6.0	<0.02	10	240	0.20	0.06	3.27	3.08	5.81	4.0	4	1.05
ZZ75612		0.29	0.49	0.71	90.8	<0.02	20	190	0.74	0.18	0.09	1.20	29.5	60.5	498	3.55
ZZ75613		0.20	1.29	0.44	492	<0.02	<10	330	0.83	0.25	0.34	6.33	40.7	24.6	84	3.84
ZZ75614		0.10	0.50	1.36	20.6	<0.02	<10	130	0.64	0.15	0.79	0.66	65.1	21.1	16	2.61
ZZ75615		0.35	1.87	0.62	86.4	<0.02	<10	150	0.86	0.26	0.35	2.36	41.7	18.4	11	3.77
ZZ75616		0.22	0.17	0.81	71.6	<0.02	<10	150	1.04	0.45	0.04	0.58	50.8	22.3	18	5.63
ZZ75617		0.21	4.72	0.31	217	<0.02	<10	380	0.76	0.19	0.48	8.65	32.6	10.1	68	1.48
ZZ75618		0.45	1.41	0.64	63.6	<0.02	<10	520	0.65	0.18	0.19	1.89	41.2	11.1	41	0.79
ZZ75619		0.30	4.36	0.59	25.6	<0.02	<10	1670	1.02	0.17	2.32	6.62	47.4	9.9	87	0.46
ZZ75620		0.03	1.44	0.23	7.0	<0.02	<10	1080	0.22	0.06	1.39	1.29	4.19	1.8	18	0.24
ZZ75621		0.07	3.20	0.65	29.7	<0.02	<10	1420	0.53	0.16	0.93	2.41	15.65	9.4	103	1.63
ZZ75622		0.16	6.49	0.51	53.0	<0.02	<10	1140	0.78	0.20	1.08	3.67	35.7	12.6	58	0.24
ZZ75623		0.34	2.66	0.56	121.0	<0.02	<10	1050	1.29	0.19	0.54	6.45	42.1	5.9	45	0.54

***** See Appendix Page for comments regarding this certificate *****

ALS Canada Ltd.
2103 Dollarton Hwy
North Vancouver BC V7H 0A7
Phone: +1 (604) 984 0221 Fax: +1 (604) 984 0218
www.alsglobal.com

To: **STRATEGIC METALS LTD.**
C/ O ARCHER, CATHRO & ASSOCIATES (1981) LIMITED
1016- 510 W HASTINGS ST
VANCOUVER BC V6B 1L8

Finalized Date: 26- JUL- 2017
Account: MTT

Project: ROD

CERTIFICATE OF ANALYSIS WH17126153

Sample Description	Method	ME- MS41	ME- MS41	ME- MS41	ME- MS41	ME- MS41	ME- MS41	ME- MS41	ME- MS41	ME- MS41	ME- MS41	ME- MS41	ME- MS41	ME- MS41	ME- MS41	ME- MS41
	Analyte	Cu	Fe	Ga	Ge	Hf	Hg	In	K	La	Li	Mg	Mn	Mo	Na	Nb
	Units	ppm	%	ppm	ppm	ppm	ppm	ppm	%	ppm	ppm	%	ppm	ppm	%	ppm
	LOR	0.2	0.01	0.05	0.05	0.02	0.01	0.005	0.01	0.2	0.1	0.01	5	0.05	0.01	0.05
ZZ75544		24.3	4.59	5.40	0.07	<0.02	0.05	0.034	0.06	10.8	14.0	1.30	576	2.57	0.01	0.34
ZZ75545		57.3	4.73	3.99	0.09	0.07	0.96	0.037	0.06	13.0	14.0	1.70	712	12.00	0.01	0.45
ZZ75546		37.7	3.12	2.56	0.09	0.08	0.26	0.031	0.06	15.8	5.9	0.31	498	6.60	0.01	0.21
ZZ75547		27.0	3.65	3.68	0.07	0.06	0.17	0.032	0.05	9.7	11.0	2.71	458	1.42	0.01	0.47
ZZ75548		17.3	3.52	4.05	0.06	0.07	0.06	0.024	0.05	6.9	9.3	1.09	659	1.87	0.01	0.42
ZZ75549		61.1	4.46	2.57	0.09	0.02	0.15	0.036	0.07	12.5	9.3	0.67	802	5.00	0.01	0.16
ZZ75550		25.1	2.40	3.29	0.07	0.08	0.23	0.026	0.05	9.7	7.5	0.64	639	1.91	0.01	0.38
ZZ75591		23.5	3.31	4.83	0.07	<0.02	0.10	0.029	0.07	10.8	19.4	0.84	1420	1.85	0.01	0.51
ZZ75592		47.7	4.41	4.29	0.08	0.03	0.05	0.036	0.07	13.6	27.7	1.04	847	4.66	0.01	0.38
ZZ75593		25.7	3.04	4.52	0.08	0.03	0.03	0.024	0.09	18.9	24.4	0.45	934	1.83	0.01	0.49
ZZ75594		30.3	3.23	4.83	0.08	<0.02	0.06	0.025	0.07	13.3	10.7	0.46	318	3.53	0.01	0.34
ZZ75595		48.3	4.24	5.91	0.08	0.02	0.05	0.028	0.06	9.3	24.6	1.73	629	2.61	0.01	0.55
ZZ75596		30.3	3.92	4.24	0.08	<0.02	0.05	0.028	0.08	12.7	11.0	0.36	410	2.57	0.01	0.38
ZZ75597		35.1	2.62	2.49	0.08	0.03	0.09	0.021	0.09	9.7	9.0	0.35	828	2.88	0.01	0.30
ZZ75598		96.9	3.58	1.07	0.09	0.04	0.19	0.031	0.10	20.7	4.0	0.06	832	5.71	<0.01	0.06
ZZ75599		35.3	1.81	4.23	0.07	<0.02	0.07	0.025	0.18	6.4	13.4	0.36	840	1.93	0.01	0.12
ZZ75600		80.4	7.36	4.73	0.11	0.04	0.70	0.066	0.17	17.9	20.5	0.61	1280	4.30	0.01	0.26
ZZ75601		62.9	3.56	2.69	0.10	0.03	0.16	0.032	0.09	21.9	14.5	0.39	607	5.85	0.01	0.23
ZZ75602		60.9	3.03	2.54	0.07	<0.02	0.07	0.027	0.07	12.3	2.6	0.08	392	4.86	<0.01	0.07
ZZ75603		6.7	4.43	4.42	0.07	0.02	0.01	0.013	0.04	2.6	29.3	1.71	648	0.53	0.01	0.28
ZZ75604		26.7	5.00	1.48	0.11	0.04	0.02	0.011	0.02	2.4	11.0	14.30	814	0.32	0.01	0.06
ZZ75605		16.5	5.02	0.81	0.13	0.03	0.02	0.006	0.01	2.0	2.6	19.55	963	0.23	0.01	0.10
ZZ75606		74.5	4.63	2.05	0.11	0.07	0.23	0.031	0.11	19.4	7.9	0.32	552	3.70	0.01	0.09
ZZ75607		23.2	2.33	3.50	0.08	<0.02	0.08	0.017	0.13	17.0	5.5	0.18	3070	1.70	0.01	0.17
ZZ75608		76.6	4.95	2.06	0.10	0.03	0.14	0.034	0.10	18.3	3.4	0.12	512	5.60	0.01	0.08
ZZ75609		64.3	3.66	1.96	0.05	0.02	0.13	0.030	0.09	16.1	3.4	0.10	506	9.63	0.01	0.17
ZZ75610		77.9	3.85	2.65	0.07	0.03	0.12	0.031	0.10	25.9	13.2	0.30	932	9.55	<0.01	0.11
ZZ75611		31.7	0.62	0.53	<0.05	0.07	0.19	0.005	0.06	3.0	1.4	0.20	296	3.13	0.01	0.13
ZZ75612		50.1	4.03	1.88	0.06	0.02	0.17	0.022	0.08	15.9	15.3	7.63	756	5.82	0.01	0.16
ZZ75613		202	4.77	1.52	0.08	0.02	0.78	0.044	0.12	25.1	3.3	0.23	838	16.60	0.01	0.14
ZZ75614		55.0	4.89	4.68	0.11	0.10	0.20	0.033	0.08	33.4	22.2	0.60	499	7.48	0.01	0.18
ZZ75615		88.0	3.72	1.71	0.08	0.05	0.45	0.036	0.09	23.2	6.4	0.22	413	13.45	0.01	0.11
ZZ75616		40.0	3.80	2.08	0.07	0.02	0.06	0.026	0.09	24.9	9.6	0.24	1460	1.08	0.01	0.11
ZZ75617		165.0	2.45	1.33	0.09	<0.02	4.38	0.038	0.09	22.7	2.3	0.19	390	18.15	0.01	0.11
ZZ75618		62.5	2.85	2.47	0.07	<0.02	0.37	0.031	0.08	23.8	6.2	0.28	524	12.30	0.01	0.26
ZZ75619		127.0	2.84	4.15	0.10	0.03	0.72	0.035	0.13	30.6	6.4	1.08	381	9.60	<0.01	0.11
ZZ75620		27.4	0.57	1.14	0.05	0.04	0.16	0.008	0.04	2.7	1.2	0.20	48	2.76	0.01	0.18
ZZ75621		69.8	1.83	3.78	0.07	0.04	0.44	0.025	0.11	11.5	3.9	0.56	178	6.46	0.01	0.28
ZZ75622		139.0	2.70	1.84	0.07	0.06	0.49	0.031	0.07	17.0	2.9	0.27	704	8.14	0.01	0.14
ZZ75623		98.8	2.58	2.38	0.09	0.05	0.93	0.037	0.09	27.2	3.0	0.11	361	19.95	0.01	0.17

***** See Appendix Page for comments regarding this certificate *****

ALS Canada Ltd.
2103 Dollarton Hwy
North Vancouver BC V7H 0A7
Phone: +1 (604) 984 0221 Fax: +1 (604) 984 0218
www.alsglobal.com

To: **STRATEGIC METALS LTD.**
C/ O ARCHER, CATHRO & ASSOCIATES (1981) LIMITED
1016- 510 W HASTINGS ST
VANCOUVER BC V6B 1L8

Finalized Date: 26- JUL- 2017
Account: MTT

Project: ROD

CERTIFICATE OF ANALYSIS WH17126153

Sample Description	Method	ME- MS41	ME- MS41	ME- MS41	ME- MS41	ME- MS41	ME- MS41	ME- MS41	ME- MS41	ME- MS41	ME- MS41	ME- MS41	ME- MS41	ME- MS41	ME- MS41	ME- MS41
	Analyte	Ni	P	Pb	Rb	Re	S	Sb	Sc	Se	Sn	Sr	Ta	Te	Th	Ti
	Units	ppm	ppm	ppm	ppm	ppm	%	ppm	ppm	ppm	ppm	ppm	ppm	ppm	ppm	%
	LOR	0.2	10	0.2	0.1	0.001	0.01	0.05	0.1	0.2	0.2	0.2	0.01	0.01	0.2	0.005
ZZ75544		166.5	990	16.6	11.3	<0.001	0.03	0.72	1.7	0.5	0.5	10.6	<0.01	0.05	0.3	0.012
ZZ75545		507	910	11.3	6.5	0.001	0.05	2.77	12.2	1.4	0.3	19.8	<0.01	0.04	1.6	0.011
ZZ75546		82.6	2600	11.1	8.7	0.001	0.13	1.14	2.3	1.4	0.3	27.4	<0.01	0.03	0.7	0.005
ZZ75547		253	1350	9.9	7.5	<0.001	0.09	0.56	5.6	0.9	0.3	22.8	<0.01	0.05	0.9	0.013
ZZ75548		127.0	1110	12.0	11.8	<0.001	0.08	0.54	2.4	0.4	0.4	27.5	<0.01	0.04	1.0	0.008
ZZ75549		153.5	1310	27.3	7.7	0.001	0.03	1.77	2.6	2.4	0.3	21.7	<0.01	0.07	1.1	0.005
ZZ75550		84.5	2040	10.5	5.4	<0.001	0.14	0.66	3.1	1.0	0.3	24.3	<0.01	0.03	0.6	0.008
ZZ75591		114.5	960	20.5	13.1	<0.001	0.04	0.70	2.3	0.8	0.5	16.7	<0.01	0.03	0.7	0.014
ZZ75592		149.0	1280	23.0	11.8	<0.001	0.03	1.13	2.5	1.3	0.4	12.7	<0.01	0.04	1.7	0.007
ZZ75593		38.8	670	39.2	10.5	<0.001	0.02	0.72	1.9	0.7	0.4	11.1	<0.01	0.04	2.4	0.015
ZZ75594		93.8	820	17.2	11.9	<0.001	0.02	0.95	1.4	0.9	0.5	21.9	<0.01	0.06	0.5	0.009
ZZ75595		208	1050	16.3	11.4	<0.001	0.04	0.72	2.1	0.9	0.5	15.3	<0.01	0.04	0.7	0.018
ZZ75596		129.5	860	18.8	10.8	<0.001	0.03	0.88	1.6	0.7	0.4	7.1	<0.01	0.06	0.7	0.010
ZZ75597		98.8	1680	22.8	12.5	0.001	0.13	1.32	0.9	2.0	0.3	55.0	<0.01	0.03	0.4	0.005
ZZ75598		42.8	1130	17.2	6.0	0.002	0.01	1.47	3.3	1.3	0.2	16.8	<0.01	0.09	2.5	<0.005
ZZ75599		14.7	1670	13.5	16.4	0.001	0.06	0.92	0.3	0.6	0.4	9.7	<0.01	0.09	<0.2	0.006
ZZ75600		119.0	>10000	15.3	20.9	<0.001	0.09	1.60	10.3	2.0	0.4	135.0	<0.01	0.04	1.2	0.007
ZZ75601		54.3	1730	16.8	7.2	0.001	0.02	1.84	2.7	1.7	0.3	15.2	<0.01	0.09	1.6	0.009
ZZ75602		24.5	1360	16.2	8.9	<0.001	0.02	1.25	0.6	1.3	0.3	23.2	<0.01	0.08	<0.2	0.006
ZZ75603		188.5	240	11.5	5.5	<0.001	0.02	0.28	1.9	0.2	0.4	4.2	<0.01	0.02	3.9	0.014
ZZ75604		1485	190	8.3	1.8	<0.001	0.02	0.12	4.9	0.2	0.2	3.4	<0.01	0.01	1.6	0.009
ZZ75605		2100	270	2.9	1.8	<0.001	0.04	0.10	5.7	0.4	<0.2	3.1	<0.01	<0.01	0.5	0.008
ZZ75606		67.3	2120	29.5	7.1	<0.001	0.08	1.90	4.3	2.3	0.2	43.9	<0.01	0.05	2.0	<0.005
ZZ75607		18.2	960	45.7	14.0	<0.001	0.05	0.44	1.2	0.4	0.3	12.9	<0.01	0.07	1.2	0.006
ZZ75608		37.7	2900	42.1	7.7	0.001	0.15	2.55	2.5	2.1	0.2	56.9	<0.01	0.07	0.8	<0.005
ZZ75609		44.3	1130	36.8	9.5	0.001	0.06	2.41	1.7	2.2	0.2	27.0	<0.01	0.10	1.4	<0.005
ZZ75610		47.6	740	70.3	8.3	0.001	0.04	3.26	2.7	2.3	0.2	16.6	<0.01	0.08	2.6	<0.005
ZZ75611		18.8	1070	5.0	4.9	0.003	0.22	1.51	0.6	1.4	<0.2	75.7	<0.01	0.02	0.4	<0.005
ZZ75612		743	530	29.6	6.9	0.001	0.03	1.91	4.2	1.5	0.2	16.6	<0.01	0.05	2.9	0.005
ZZ75613		197.5	1950	421	8.9	0.002	0.09	13.45	4.3	7.0	0.3	64.4	<0.01	0.17	2.9	<0.005
ZZ75614		45.3	1590	19.1	5.4	0.001	0.11	1.53	4.0	2.2	0.2	43.0	<0.01	0.03	3.6	<0.005
ZZ75615		61.3	890	49.4	8.0	0.001	0.04	5.20	3.9	3.5	0.2	22.9	<0.01	0.10	2.7	<0.005
ZZ75616		59.2	630	32.4	9.9	<0.001	0.03	0.62	2.3	0.7	0.2	10.0	<0.01	0.03	5.1	<0.005
ZZ75617		218	1530	36.9	6.3	0.002	0.06	11.30	3.2	11.2	0.8	86.4	<0.01	0.19	1.3	<0.005
ZZ75618		86.1	1490	70.8	7.2	0.001	0.05	5.64	2.2	3.8	0.5	55.5	<0.01	0.10	1.4	0.008
ZZ75619		293	2780	10.0	9.2	0.001	0.03	4.34	7.1	8.9	0.8	301	<0.01	0.16	4.8	<0.005
ZZ75620		50.0	1840	8.7	2.5	0.001	0.20	1.27	0.6	5.7	0.3	112.0	<0.01	0.05	0.3	0.005
ZZ75621		173.5	3800	31.5	14.2	0.001	0.17	3.01	1.5	9.6	0.7	129.0	<0.01	0.11	0.5	0.006
ZZ75622		203	1610	17.6	5.7	0.002	0.10	14.70	4.9	11.0	1.0	123.5	<0.01	0.13	1.6	<0.005
ZZ75623		101.5	2240	234	8.8	0.001	0.06	11.30	3.1	7.9	0.8	170.5	<0.01	0.13	1.6	<0.005

***** See Appendix Page for comments regarding this certificate *****

ALS Canada Ltd.
2103 Dollarton Hwy
North Vancouver BC V7H 0A7
Phone: +1 (604) 984 0221 Fax: +1 (604) 984 0218
www.alsglobal.com

To: **STRATEGIC METALS LTD.**
C/ O ARCHER, CATHRO & ASSOCIATES (1981) LIMITED
1016- 510 W HASTINGS ST
VANCOUVER BC V6B 1L8

Finalized Date: 26- JUL- 2017
Account: MTT

Project: ROD

CERTIFICATE OF ANALYSIS WH17126153

Sample Description	Method	ME- MS41	ME- MS41	ME- MS41	ME- MS41	ME- MS41	ME- MS41	ME- MS41	Pb- OG46	Au- ICP21
	Analyte	Tl	U	V	W	Y	Zn	Zr	Pb	Au
	Units	ppm	ppm	ppm	ppm	ppm	ppm	ppm	%	ppm
	LOR	0.02	0.05	1	0.05	0.05	2	0.5	0.001	0.001
ZZ75544		0.16	0.68	59	0.12	3.57	93	<0.5		<0.001
ZZ75545		0.22	1.74	101	0.09	16.05	225	2.2		0.003
ZZ75546		0.49	11.75	32	0.06	13.85	93	2.3		<0.001
ZZ75547		0.10	1.01	45	0.10	9.06	77	1.6		0.003
ZZ75548		0.12	0.42	44	0.08	2.40	63	1.9		<0.001
ZZ75549		0.20	1.83	43	0.07	9.65	185	<0.5		0.001
ZZ75550		0.23	1.26	37	0.13	10.40	56	2.1		<0.001
ZZ75591		0.19	0.98	50	0.18	5.34	101	<0.5		0.003
ZZ75592		0.19	1.02	52	0.18	6.33	132	0.8		0.004
ZZ75593		0.10	0.70	30	0.12	4.47	100	0.7		<0.001
ZZ75594		0.17	0.80	54	0.14	4.92	101	<0.5		<0.001
ZZ75595		0.15	0.66	56	0.09	3.55	109	0.5		<0.001
ZZ75596		0.16	0.68	40	0.11	3.47	92	<0.5		0.001
ZZ75597		0.12	3.74	25	0.09	9.80	99	0.8		<0.001
ZZ75598		0.25	0.99	17	<0.05	8.63	112	2.2		0.011
ZZ75599		0.12	0.67	43	0.06	3.67	61	<0.5		<0.001
ZZ75600		0.37	2.15	80	0.08	14.45	175	1.0		0.002
ZZ75601		0.24	1.56	61	0.09	13.20	167	0.9		0.008
ZZ75602		0.29	0.94	31	0.05	2.87	91	<0.5		0.003
ZZ75603		0.04	0.47	29	0.08	1.80	79	0.8		<0.001
ZZ75604		0.03	0.36	18	<0.05	2.29	52	1.1		0.001
ZZ75605		0.03	0.16	17	<0.05	1.78	30	0.9		<0.001
ZZ75606		0.34	1.08	21	<0.05	18.70	159	2.3		0.001
ZZ75607		0.10	0.40	21	<0.05	2.98	68	<0.5		<0.001
ZZ75608		1.02	1.26	29	<0.05	14.10	197	0.7		0.001
ZZ75609		0.25	1.44	20	<0.05	6.62	186	0.7		0.003
ZZ75610		0.32	1.63	22	<0.05	14.20	230	1.1		0.002
ZZ75611		0.08	0.57	6	<0.05	3.61	94	2.7		<0.001
ZZ75612		0.16	1.22	25	0.08	8.54	157	1.2		0.002
ZZ75613		0.44	3.38	47	<0.05	20.4	503	0.9		0.023
ZZ75614		0.19	1.35	31	<0.05	17.95	139	3.6		0.001
ZZ75615		0.34	1.83	30	<0.05	17.55	415	2.5		0.005
ZZ75616		0.14	0.99	9	<0.05	8.25	151	0.8		<0.001
ZZ75617		0.49	5.35	137	0.33	22.1	874	0.8		0.006
ZZ75618		0.32	3.01	73	0.17	12.40	382	<0.5		0.005
ZZ75619		0.29	6.45	113	0.39	50.9	1440	2.3		0.004
ZZ75620		0.07	1.04	28	0.10	3.96	211	1.8		NSS
ZZ75621		0.31	4.79	82	0.30	17.50	437	1.5		0.002
ZZ75622		0.44	6.02	130	0.25	23.0	833	2.7		0.002
ZZ75623		0.51	5.63	181	0.28	29.4	587	2.0		0.007

***** See Appendix Page for comments regarding this certificate *****

ALS Canada Ltd.
2103 Dollarton Hwy
North Vancouver BC V7H 0A7
Phone: +1 (604) 984 0221 Fax: +1 (604) 984 0218
www.alsglobal.com

To: **STRATEGIC METALS LTD.**
C/ O ARCHER, CATHRO & ASSOCIATES (1981) LIMITED
1016- 510 W HASTINGS ST
VANCOUVER BC V6B 1L8

Finalized Date: 26- JUL- 2017
Account: MTT

Project: ROD

CERTIFICATE OF ANALYSIS WH17126153

Sample Description	Method	WEI- 21	ME- MS41	ME- MS41	ME- MS41	ME- MS41	ME- MS41	ME- MS41	ME- MS41	ME- MS41	ME- MS41	ME- MS41	ME- MS41	ME- MS41	ME- MS41	ME- MS41
	Analyte	Recvd Wt.	Ag	Al	As	Au	B	Ba	Be	Bi	Ca	Cd	Ce	Co	Cr	Cs
	Units	kg	ppm	%	ppm	ppm	ppm	ppm	ppm	ppm	%	ppm	ppm	ppm	ppm	ppm
	LOR	0.02	0.01	0.01	0.1	0.02	10	10	0.05	0.01	0.01	0.01	0.02	0.1	1	0.05
ZZ75624		0.24	0.38	0.45	38.7	<0.02	<10	400	0.33	0.36	0.18	2.39	38.9	6.0	16	0.94
ZZ75625		0.23	55.7	0.93	290	<0.02	<10	500	0.77	0.21	0.57	1.40	18.40	11.7	102	0.95
ZZ75626		0.30	0.24	1.21	88.2	<0.02	<10	420	0.64	0.28	0.21	1.19	29.3	7.6	28	1.26
ZZ75627		0.03	0.60	0.71	8.1	<0.02	<10	180	0.21	0.12	0.05	0.28	20.7	4.4	13	0.62
ZZ75628		0.14	1.97	2.73	11.5	<0.02	<10	620	1.68	0.15	0.50	0.54	90.0	31.5	48	1.45
ZZ75629		0.34	0.96	0.56	71.4	<0.02	<10	240	0.77	0.31	0.06	1.06	62.6	18.6	14	1.18
ZZ75630		0.25	1.13	0.58	184.5	<0.02	<10	240	0.80	0.20	0.40	1.42	55.6	23.1	13	3.24
ZZ75631		0.20	0.57	0.93	65.0	<0.02	<10	290	0.73	0.16	0.76	0.63	51.7	17.1	17	1.58
ZZ75632		0.17	0.24	0.81	52.9	<0.02	<10	90	0.53	0.23	0.15	0.49	30.6	16.1	17	1.77
ZZ75633		0.19	0.44	0.75	38.3	<0.02	<10	110	0.63	0.22	0.23	1.29	46.8	18.2	15	2.07
ZZ75634		0.10	0.34	0.62	31.1	<0.02	<10	250	0.36	0.10	2.00	0.44	31.9	15.2	13	1.29
ZZ75635		0.22	0.19	0.96	62.6	<0.02	<10	240	0.70	0.16	0.56	0.53	64.4	20.9	16	1.68
ZZ75636		0.15	0.83	1.14	45.1	<0.02	<10	150	0.78	0.15	0.42	2.04	84.3	39.1	23	4.79
ZZ75637		0.31	0.31	0.73	60.8	<0.02	<10	120	0.57	0.16	0.37	0.66	64.0	21.9	19	2.92
ZZ75638		0.36	2.08	0.79	39.6	<0.02	<10	140	0.93	0.32	0.20	3.35	37.5	17.6	14	4.90
ZZ75639		0.12	0.52	0.85	38.1	<0.02	<10	100	0.95	0.37	0.12	0.61	52.4	24.2	14	3.55
ZZ75640		0.15	0.06	1.38	12.3	0.02	<10	100	1.03	0.36	0.08	0.22	39.8	16.0	20	4.47
ZZ75641		0.18	0.22	1.76	16.3	<0.02	<10	70	0.57	0.36	0.04	0.38	34.5	21.4	25	3.57
ZZ75642		0.27	0.13	1.30	15.9	<0.02	<10	100	0.53	0.38	0.02	0.19	32.3	12.0	18	3.37
ZZ75643		0.09	0.22	0.75	21.8	<0.02	<10	110	0.91	0.25	1.05	0.59	14.70	14.2	14	1.02
ZZ75644		0.18	0.12	1.93	26.1	<0.02	<10	230	1.07	0.26	0.86	0.63	22.7	25.6	35	9.30
ZZ75645		0.28	0.14	0.91	145.0	<0.02	10	430	0.75	0.22	2.75	0.76	11.65	11.9	21	3.00
ZZ75646		0.21	0.18	1.00	87.8	<0.02	10	460	0.83	0.13	7.84	0.82	12.25	17.6	21	1.78
ZZ75647		0.18	0.39	0.44	80.3	<0.02	<10	180	0.88	0.57	1.96	1.84	17.85	19.6	18	1.41
ZZ75648		0.33	0.18	1.30	59.3	<0.02	<10	420	1.12	0.34	0.58	0.88	24.9	29.8	41	4.51
ZZ75649		0.24	0.24	0.89	44.2	<0.02	10	450	0.82	0.22	0.42	0.45	49.9	48.2	261	3.04
ZZ75650		0.23	0.12	1.77	44.3	<0.02	<10	330	0.78	0.25	0.33	0.57	53.7	38.4	181	5.92
ZZ75651		0.26	0.11	1.63	14.6	<0.02	<10	130	0.96	0.37	0.07	0.11	54.9	20.6	25	19.75
ZZ75652		0.13	0.17	1.08	35.6	<0.02	10	380	0.77	0.21	0.84	0.57	31.9	27.2	213	3.08
ZZ75653		0.30	0.08	0.81	10.4	<0.02	10	150	0.39	0.10	0.34	0.30	15.95	52.0	715	2.34
ZZ75654		0.08	0.10	0.87	12.6	<0.02	<10	220	0.35	0.15	0.35	0.48	15.15	27.3	201	1.40
ZZ75655		0.08	0.09	1.04	20.5	<0.02	<10	80	0.30	0.22	0.05	0.23	18.40	7.5	27	2.02
ZZ75656		0.20	0.07	2.62	11.6	<0.02	<10	730	1.85	0.19	0.78	0.59	99.1	29.5	109	8.21
ZZ75657		0.31	0.23	2.33	18.8	<0.02	<10	690	1.43	0.33	0.53	0.38	85.7	38.7	105	15.55
ZZ75658		0.19	0.10	1.19	70.8	<0.02	10	200	1.07	0.34	0.38	0.44	61.6	22.3	95	11.95
ZZ75659		0.36	0.50	1.29	64.9	<0.02	<10	260	0.91	0.29	0.13	1.22	35.6	18.4	44	3.37
ZZ75660		0.31	0.59	0.64	54.0	<0.02	<10	200	0.63	0.24	0.16	2.07	45.5	23.3	16	1.97
ZZ75661		0.24	0.17	0.97	25.6	<0.02	<10	190	0.65	0.26	0.41	0.35	39.7	15.2	34	2.73
ZZ75662		0.33	1.40	2.04	44.7	<0.02	10	410	1.26	0.35	0.51	1.75	38.5	20.5	38	3.68
ZZ75663		0.29	0.53	2.48	26.0	<0.02	10	350	1.28	0.34	0.24	1.45	38.3	35.9	37	9.02

***** See Appendix Page for comments regarding this certificate *****

ALS Canada Ltd.
2103 Dollarton Hwy
North Vancouver BC V7H 0A7
Phone: +1 (604) 984 0221 Fax: +1 (604) 984 0218
www.alsglobal.com

To: **STRATEGIC METALS LTD.**
C/ O ARCHER, CATHRO & ASSOCIATES (1981) LIMITED
1016- 510 W HASTINGS ST
VANCOUVER BC V6B 1L8

Finalized Date: 26- JUL- 2017
Account: MTT

Project: ROD

CERTIFICATE OF ANALYSIS WH17126153

Sample Description	Method	ME- MS41	ME- MS41	ME- MS41	ME- MS41	ME- MS41	ME- MS41	ME- MS41	ME- MS41	ME- MS41	ME- MS41	ME- MS41	ME- MS41	ME- MS41	ME- MS41	ME- MS41
	Analyte	Cu	Fe	Ga	Ge	Hf	Hg	In	K	La	Li	Mg	Mn	Mo	Na	Nb
	Units	ppm	%	ppm	ppm	ppm	ppm	ppm	%	ppm	ppm	%	ppm	ppm	%	ppm
	LOR	0.2	0.01	0.05	0.05	0.02	0.01	0.005	0.01	0.2	0.1	0.01	5	0.05	0.01	0.05
ZZ75624		36.0	1.51	2.97	0.05	<0.02	0.07	0.022	0.11	23.7	2.3	0.09	551	10.75	0.01	0.28
ZZ75625		37.6	3.77	2.98	<0.05	0.10	0.88	0.034	0.07	10.3	7.1	0.46	885	3.54	0.01	0.31
ZZ75626		31.4	2.97	5.52	<0.05	<0.02	0.09	0.034	0.11	16.2	14.5	0.30	417	10.20	0.01	0.29
ZZ75627		24.3	1.52	4.78	<0.05	<0.02	0.10	0.017	0.05	11.2	1.5	0.05	40	2.56	0.01	0.33
ZZ75628		64.7	5.97	7.70	0.13	0.05	0.29	0.058	0.07	43.6	26.3	0.40	2270	2.39	0.01	0.35
ZZ75629		96.2	3.96	1.85	0.08	<0.02	0.28	0.030	0.09	33.7	4.7	0.10	329	11.35	0.01	0.16
ZZ75630		73.5	5.15	1.74	0.09	0.03	0.58	0.042	0.10	30.6	5.3	0.09	573	7.90	0.01	0.16
ZZ75631		47.9	3.72	2.92	0.08	0.05	0.58	0.032	0.07	29.7	11.0	0.29	373	6.44	0.01	0.28
ZZ75632		72.9	3.80	3.35	0.05	<0.02	0.05	0.034	0.08	15.2	8.4	0.20	570	7.86	0.01	0.29
ZZ75633		75.5	3.90	2.54	0.06	0.02	0.14	0.034	0.07	22.6	8.1	0.20	1030	11.15	0.01	0.19
ZZ75634		37.7	3.47	2.03	0.05	0.06	0.22	0.024	0.07	20.4	7.3	0.27	877	2.64	0.01	0.20
ZZ75635		42.2	5.07	3.03	0.09	0.04	0.15	0.034	0.06	33.8	13.3	0.21	1180	4.79	0.01	0.24
ZZ75636		78.0	7.04	3.37	0.13	0.04	0.22	0.045	0.12	39.0	11.9	0.22	1910	6.28	0.02	0.21
ZZ75637		74.2	4.58	2.11	0.09	0.02	0.13	0.032	0.06	30.7	8.2	0.18	907	5.01	0.01	0.16
ZZ75638		119.0	3.69	2.06	0.07	0.04	0.39	0.044	0.09	20.8	7.1	0.20	714	17.35	0.01	0.14
ZZ75639		65.3	3.91	2.35	0.07	0.02	0.08	0.028	0.09	25.2	11.4	0.23	1180	2.99	0.01	0.13
ZZ75640		27.5	3.79	4.56	0.06	<0.02	0.04	0.028	0.10	19.1	23.7	0.34	1200	1.33	0.01	0.49
ZZ75641		23.6	4.62	6.04	0.05	0.04	0.05	0.033	0.08	16.2	22.2	0.31	1160	2.02	0.01	1.16
ZZ75642		27.1	3.92	6.27	0.05	<0.02	0.03	0.019	0.07	16.2	14.4	0.28	635	2.56	0.01	0.64
ZZ75643		77.7	3.48	2.24	<0.05	0.10	0.19	0.043	0.06	7.4	8.1	0.29	267	2.12	0.01	0.24
ZZ75644		154.0	5.76	6.50	0.05	0.06	0.32	0.054	0.07	11.7	28.7	1.13	673	1.78	0.01	0.41
ZZ75645		56.4	3.85	2.61	<0.05	0.05	0.28	0.025	0.06	5.6	7.9	1.27	818	1.26	<0.01	0.30
ZZ75646		56.2	5.00	3.02	<0.05	0.04	0.37	0.026	0.05	5.5	12.1	4.90	1220	1.26	0.01	0.27
ZZ75647		68.1	4.35	1.44	<0.05	0.07	2.49	0.053	0.08	8.4	3.1	0.82	1040	2.23	<0.01	0.38
ZZ75648		97.1	4.79	4.25	<0.05	0.06	1.40	0.037	0.09	11.3	16.7	0.93	994	1.29	<0.01	0.42
ZZ75649		60.9	4.81	3.23	0.07	0.06	0.55	0.027	0.11	27.4	12.6	4.51	1250	1.77	<0.01	0.69
ZZ75650		62.3	6.31	6.55	0.06	0.02	0.10	0.042	0.10	24.6	24.4	1.70	1040	3.45	<0.01	2.36
ZZ75651		36.9	4.96	4.78	0.07	0.05	0.05	0.021	0.13	28.8	17.3	0.37	437	0.93	<0.01	0.24
ZZ75652		41.6	4.00	3.89	0.05	0.05	1.96	0.030	0.09	17.7	12.7	2.76	673	2.64	<0.01	1.09
ZZ75653		23.0	4.07	2.32	0.05	0.06	0.10	0.015	0.05	9.1	8.5	11.85	567	1.05	<0.01	0.69
ZZ75654		18.5	2.62	3.52	<0.05	0.02	0.09	0.020	0.07	7.2	10.5	1.73	806	1.34	<0.01	0.95
ZZ75655		24.8	2.99	5.68	<0.05	<0.02	0.05	0.018	0.07	9.3	11.3	0.30	287	2.94	<0.01	0.47
ZZ75656		51.6	6.39	9.57	0.07	0.02	0.15	0.064	0.13	39.1	43.8	1.54	1340	2.19	<0.01	2.07
ZZ75657		86.6	6.24	8.26	0.11	0.06	0.07	0.053	0.24	43.0	28.1	1.56	1830	3.17	<0.01	0.98
ZZ75658		59.1	4.61	4.84	0.08	0.05	0.11	0.036	0.18	31.2	11.4	0.90	595	3.19	<0.01	3.74
ZZ75659		79.0	4.50	3.98	0.06	<0.02	0.28	0.043	0.12	18.2	20.3	0.69	839	4.15	<0.01	0.81
ZZ75660		99.2	4.96	2.41	0.05	0.02	0.20	0.041	0.08	23.7	6.0	0.16	1450	9.67	<0.01	0.35
ZZ75661		54.9	3.43	3.41	0.05	<0.02	0.07	0.026	0.11	21.2	10.8	0.49	726	4.11	<0.01	0.56
ZZ75662		259	4.40	6.92	0.10	0.10	0.33	0.042	0.38	21.2	45.0	2.06	642	9.48	<0.01	0.30
ZZ75663		153.0	4.28	7.98	0.11	0.06	0.10	0.043	0.38	19.2	63.5	2.67	1560	8.67	<0.01	0.28

***** See Appendix Page for comments regarding this certificate *****

ALS Canada Ltd.
2103 Dollarton Hwy
North Vancouver BC V7H 0A7
Phone: +1 (604) 984 0221 Fax: +1 (604) 984 0218
www.alsglobal.com

To: **STRATEGIC METALS LTD.**
C/ O ARCHER, CATHRO & ASSOCIATES (1981) LIMITED
1016- 510 W HASTINGS ST
VANCOUVER BC V6B 1L8

Finalized Date: 26- JUL- 2017
Account: MTT

Project: ROD

CERTIFICATE OF ANALYSIS WH17126153

Sample Description	Method	ME- MS41	ME- MS41	ME- MS41	ME- MS41	ME- MS41	ME- MS41	ME- MS41	ME- MS41	ME- MS41	ME- MS41	ME- MS41	ME- MS41	ME- MS41	ME- MS41	ME- MS41
	Analyte	Ni	P	Pb	Rb	Re	S	Sb	Sc	Se	Sn	Sr	Ta	Te	Th	Ti
	Units	ppm	ppm	ppm	ppm	ppm	%	ppm	ppm	ppm	ppm	ppm	ppm	ppm	ppm	%
	LOR	0.2	10	0.2	0.1	0.001	0.01	0.05	0.1	0.2	0.2	0.2	0.01	0.01	0.2	0.005
ZZ75624		27.5	860	140.0	15.5	<0.001	0.06	2.81	0.5	2.3	0.7	50.6	<0.01	0.13	<0.2	0.011
ZZ75625		115.0	1990	>10000	13.3	<0.001	0.22	19.50	3.7	3.4	0.4	44.6	<0.01	0.06	1.1	<0.005
ZZ75626		43.0	960	115.5	18.8	<0.001	0.07	3.63	0.7	2.1	0.7	39.9	<0.01	0.11	0.2	0.012
ZZ75627		21.4	890	67.6	3.5	0.001	0.08	1.00	0.3	0.7	0.5	11.1	<0.01	0.05	<0.2	0.006
ZZ75628		91.7	1700	18.5	9.8	<0.001	0.08	0.77	10.3	3.1	0.5	37.3	0.01	0.05	2.7	0.005
ZZ75629		74.9	910	42.7	6.6	<0.001	0.03	3.38	2.3	3.0	0.3	16.2	<0.01	0.11	1.6	<0.005
ZZ75630		66.1	1690	51.6	7.2	0.001	0.07	2.49	5.2	2.9	0.2	33.0	<0.01	0.06	2.4	<0.005
ZZ75631		47.3	1070	20.9	8.1	0.001	0.04	1.62	4.5	2.2	0.3	33.2	<0.01	0.04	2.2	<0.005
ZZ75632		47.5	1590	30.1	10.3	0.001	0.02	2.40	1.9	1.7	0.3	10.5	<0.01	0.11	0.8	0.008
ZZ75633		52.7	1710	25.8	7.5	0.001	0.03	3.19	2.3	2.3	0.2	12.0	<0.01	0.10	0.8	0.005
ZZ75634		27.3	1670	13.5	5.6	<0.001	0.15	1.03	3.0	2.0	<0.2	48.1	<0.01	0.03	0.9	<0.005
ZZ75635		42.5	1680	34.3	7.3	<0.001	0.03	1.20	4.8	1.8	0.2	22.8	<0.01	0.03	2.7	<0.005
ZZ75636		72.3	2770	180.5	7.7	0.001	0.23	3.06	5.8	2.7	0.2	65.5	<0.01	0.03	3.3	<0.005
ZZ75637		54.0	2440	22.9	7.3	<0.001	0.03	1.51	3.7	1.8	0.2	18.5	<0.01	0.04	2.4	<0.005
ZZ75638		72.6	750	29.9	8.7	0.001	0.03	6.51	3.9	4.7	0.3	15.1	<0.01	0.07	2.4	<0.005
ZZ75639		43.6	790	53.2	6.8	<0.001	0.03	1.27	2.4	1.5	0.2	14.6	<0.01	0.12	2.4	<0.005
ZZ75640		26.3	780	29.4	12.7	<0.001	0.03	0.55	1.7	0.7	0.4	8.4	<0.01	0.04	1.4	0.011
ZZ75641		21.1	680	39.9	16.5	<0.001	0.03	0.73	2.4	0.7	0.5	7.2	<0.01	0.05	4.4	0.014
ZZ75642		22.1	810	26.1	15.2	<0.001	0.03	0.69	1.7	0.5	0.5	7.1	<0.01	0.05	2.4	0.013
ZZ75643		35.9	890	21.1	4.1	<0.001	0.08	0.52	5.8	1.4	0.2	47.0	<0.01	0.12	1.5	<0.005
ZZ75644		65.0	900	30.5	7.9	0.001	0.06	0.78	9.9	1.6	0.3	28.9	<0.01	0.13	1.6	0.007
ZZ75645		137.5	1350	28.5	6.7	0.001	0.12	2.00	2.6	1.2	0.3	37.1	<0.01	0.05	0.4	0.006
ZZ75646		119.5	1060	29.9	5.2	<0.001	0.09	2.13	4.9	1.3	0.2	66.6	<0.01	0.06	0.5	0.007
ZZ75647		88.3	780	72.5	5.3	<0.001	0.11	5.59	4.9	0.8	0.3	28.8	<0.01	0.06	1.3	<0.005
ZZ75648		154.5	720	54.5	7.3	<0.001	0.05	2.66	6.3	1.2	0.3	19.4	<0.01	0.08	1.8	0.007
ZZ75649		583	940	16.9	10.0	<0.001	0.03	2.44	6.9	1.1	0.3	31.0	<0.01	0.04	2.0	0.016
ZZ75650		226	1000	24.0	12.3	0.001	0.02	1.33	8.3	1.3	0.4	35.7	<0.01	0.06	2.5	0.046
ZZ75651		34.6	1000	41.2	11.8	<0.001	0.03	0.31	1.9	0.6	0.3	11.7	<0.01	0.04	4.8	0.005
ZZ75652		342	1440	13.2	12.5	0.001	0.08	1.50	3.2	0.8	0.4	49.6	0.01	0.04	0.7	0.018
ZZ75653		1210	590	10.0	8.0	<0.001	0.04	0.78	5.6	1.0	0.2	26.1	<0.01	0.03	1.1	0.018
ZZ75654		197.0	1180	13.6	10.4	<0.001	0.07	0.62	2.0	0.4	0.3	24.3	<0.01	0.01	0.3	0.023
ZZ75655		23.8	1080	22.0	10.3	<0.001	0.06	1.21	0.5	0.7	0.4	17.1	<0.01	0.03	<0.2	0.010
ZZ75656		70.3	1860	20.7	19.4	<0.001	0.04	0.68	6.6	0.7	0.6	76.6	<0.01	0.03	1.7	0.024
ZZ75657		96.6	1400	38.2	21.3	0.001	0.03	1.39	10.8	0.9	0.5	55.2	<0.01	0.06	5.0	0.033
ZZ75658		65.4	1030	50.8	18.5	<0.001	0.09	2.12	4.8	1.0	0.4	44.0	<0.01	0.09	2.6	0.107
ZZ75659		70.5	1070	68.4	12.7	<0.001	0.03	2.32	2.8	1.7	0.4	28.6	<0.01	0.13	1.3	0.015
ZZ75660		73.1	1880	107.5	8.1	0.001	0.06	3.29	2.7	2.4	0.2	38.8	<0.01	0.13	1.4	0.005
ZZ75661		43.4	980	25.9	11.2	<0.001	0.06	1.53	1.3	0.9	0.3	39.6	<0.01	0.07	0.4	0.016
ZZ75662		62.7	1900	31.5	26.8	0.001	0.01	4.84	7.0	3.1	0.5	40.0	<0.01	0.15	4.6	0.021
ZZ75663		45.2	1830	27.8	30.8	0.002	0.03	2.57	4.6	2.5	0.5	29.1	<0.01	0.15	3.0	0.018

***** See Appendix Page for comments regarding this certificate *****

ALS Canada Ltd.
2103 Dollarton Hwy
North Vancouver BC V7H 0A7
Phone: +1 (604) 984 0221 Fax: +1 (604) 984 0218
www.alsglobal.com

To: **STRATEGIC METALS LTD.**
C/ O ARCHER, CATHRO & ASSOCIATES (1981) LIMITED
1016- 510 W HASTINGS ST
VANCOUVER BC V6B 1L8

Finalized Date: 26- JUL- 2017
Account: MTT

Project: ROD

CERTIFICATE OF ANALYSIS WH17126153

Sample Description	Method	ME- MS41	ME- MS41	ME- MS41	ME- MS41	ME- MS41	ME- MS41	ME- MS41	Pb- OG46	Au- ICP21
	Analyte	Tl	U	V	W	Y	Zn	Zr	Pb	Au
	Units	ppm	ppm	ppm	ppm	ppm	ppm	ppm	%	ppm
	LOR	0.02	0.05	1	0.05	0.05	2	0.5	0.001	0.001
ZZ75624		0.23	1.41	81	0.17	4.79	166	<0.5		<0.001
ZZ75625		0.27	1.12	44	0.05	9.81	156	2.9	3.04	0.003
ZZ75626		0.29	1.35	74	0.18	4.45	258	<0.5		<0.001
ZZ75627		0.05	0.47	37	0.08	2.12	45	<0.5		<0.001
ZZ75628		0.17	1.13	57	0.06	42.8	116	1.6		0.003
ZZ75629		0.17	1.42	23	0.06	15.80	179	<0.5		0.005
ZZ75630		0.61	1.43	27	<0.05	26.9	255	1.0		0.005
ZZ75631		0.34	1.12	27	0.10	20.8	132	2.1		0.002
ZZ75632		0.30	0.99	41	0.09	8.32	161	<0.5		0.003
ZZ75633		0.26	1.40	34	0.06	16.60	198	<0.5		0.004
ZZ75634		0.18	0.75	20	<0.05	18.80	80	2.1		<0.001
ZZ75635		0.36	0.95	27	<0.05	22.3	115	1.4		0.001
ZZ75636		0.55	1.99	36	<0.05	29.4	359	1.2		0.004
ZZ75637		0.50	1.12	19	<0.05	19.75	119	0.6		0.006
ZZ75638		0.34	2.03	43	<0.05	20.5	470	1.6		0.006
ZZ75639		0.10	1.02	16	<0.05	12.35	174	0.8		<0.001
ZZ75640		0.10	0.73	29	0.12	5.69	103	<0.5		<0.001
ZZ75641		0.13	0.71	42	0.18	3.24	93	1.7		<0.001
ZZ75642		0.11	0.55	40	0.11	3.20	78	<0.5		<0.001
ZZ75643		0.07	1.79	28	<0.05	13.30	89	3.2		0.005
ZZ75644		0.09	1.10	59	0.05	17.10	124	1.8		0.004
ZZ75645		0.13	1.07	32	0.06	9.05	127	1.5		0.001
ZZ75646		0.17	0.79	40	<0.05	10.20	105	1.3		0.002
ZZ75647		0.23	0.71	21	<0.05	11.15	144	2.1		0.002
ZZ75648		0.14	0.70	39	0.05	13.30	123	1.8		0.004
ZZ75649		0.21	0.84	53	0.05	12.10	87	1.7		0.004
ZZ75650		0.18	1.12	85	0.07	9.21	179	0.7		0.001
ZZ75651		0.08	0.60	17	<0.05	5.16	91	1.6		<0.001
ZZ75652		0.17	1.24	53	0.09	8.79	115	1.5		0.002
ZZ75653		0.08	0.76	30	0.11	6.95	62	1.7		<0.001
ZZ75654		0.09	0.73	40	0.12	2.77	99	0.5		<0.001
ZZ75655		0.15	0.52	50	0.09	2.30	86	<0.5		<0.001
ZZ75656		0.16	0.76	126	0.08	8.71	119	0.7		<0.001
ZZ75657		0.23	1.49	95	<0.05	18.05	123	2.1		0.003
ZZ75658		0.25	1.01	68	0.06	9.30	179	2.1		0.003
ZZ75659		0.26	1.28	58	0.08	8.64	254	<0.5		0.007
ZZ75660		0.44	1.97	46	<0.05	10.75	425	0.5		0.009
ZZ75661		0.15	1.24	40	0.09	7.40	127	<0.5		0.025
ZZ75662		0.27	3.10	117	0.11	21.8	264	8.3		0.023
ZZ75663		0.27	2.31	121	<0.05	16.05	173	2.2		0.018

***** See Appendix Page for comments regarding this certificate *****

ALS Canada Ltd.
2103 Dollarton Hwy
North Vancouver BC V7H 0A7
Phone: +1 (604) 984 0221 Fax: +1 (604) 984 0218
www.alsglobal.com

To: **STRATEGIC METALS LTD.**
C/ O ARCHER, CATHRO & ASSOCIATES (1981) LIMITED
1016- 510 W HASTINGS ST
VANCOUVER BC V6B 1L8

Finalized Date: 26- JUL- 2017
Account: MTT

Project: ROD

CERTIFICATE OF ANALYSIS WH17126153

Sample Description	Method	WEI- 21	ME- MS41	ME- MS41	ME- MS41	ME- MS41	ME- MS41	ME- MS41	ME- MS41	ME- MS41	ME- MS41	ME- MS41	ME- MS41	ME- MS41	ME- MS41	ME- MS41
	Analyte	Recvd Wt.	Ag	Al	As	Au	B	Ba	Be	Bi	Ca	Cd	Ce	Co	Cr	Cs
	Units	kg	ppm	%	ppm	ppm	ppm	ppm	ppm	ppm	%	ppm	ppm	ppm	ppm	ppm
	LOR	0.02	0.01	0.01	0.1	0.02	10	10	0.05	0.01	0.01	0.01	0.02	0.1	1	0.05
ZZ75664		0.21	0.45	1.48	23.2	<0.02	<10	300	0.76	0.29	0.31	1.18	29.7	19.4	26	8.55
ZZ75665		0.12	0.24	1.95	14.6	<0.02	10	320	0.88	0.32	0.54	0.74	35.7	21.9	31	8.29
ZZ75666		0.15	0.09	1.43	28.5	<0.02	<10	240	0.56	0.29	0.08	1.49	22.5	24.2	30	6.15
ZZ75667		0.16	0.12	0.99	16.2	<0.02	<10	210	0.42	0.31	0.03	0.49	19.00	26.6	17	7.44

***** See Appendix Page for comments regarding this certificate *****

ALS Canada Ltd.

2103 Dollarton Hwy
North Vancouver BC V7H 0A7
Phone: +1 (604) 984 0221 Fax: +1 (604) 984 0218
www.alsglobal.com

To: **STRATEGIC METALS LTD.**
C/ O ARCHER, CATHRO & ASSOCIATES (1981) LIMITED
1016- 510 W HASTINGS ST
VANCOUVER BC V6B 1L8

Finalized Date: 26- JUL- 2017
Account: MTT

Project: ROD

CERTIFICATE OF ANALYSIS WH17126153

Sample Description	Method	ME- MS41	ME- MS41	ME- MS41	ME- MS41	ME- MS41	ME- MS41	ME- MS41	ME- MS41	ME- MS41	ME- MS41	ME- MS41	ME- MS41	ME- MS41	ME- MS41	ME- MS41
	Analyte	Cu	Fe	Ga	Ge	Hf	Hg	In	K	La	Li	Mg	Mn	Mo	Na	Nb
	Units	ppm	%	ppm	ppm	ppm	ppm	ppm	%	ppm	ppm	%	ppm	ppm	%	ppm
	LOR	0.2	0.01	0.05	0.05	0.02	0.01	0.005	0.01	0.2	0.1	0.01	5	0.05	0.01	0.05
ZZ75664		97.3	3.42	5.29	<0.05	<0.02	0.09	0.035	0.17	15.2	25.1	0.74	1290	5.04	<0.01	0.36
ZZ75665		97.2	3.11	6.26	0.07	0.03	0.05	0.035	0.28	19.2	47.8	2.00	1480	2.84	<0.01	0.51
ZZ75666		62.7	3.88	5.98	<0.05	<0.02	0.03	0.031	0.18	11.3	17.5	0.66	1520	3.31	<0.01	0.23
ZZ75667		103.0	3.49	4.34	<0.05	0.02	0.05	0.033	0.12	9.5	9.3	0.31	1800	4.48	<0.01	0.19

***** See Appendix Page for comments regarding this certificate *****

ALS Canada Ltd.

2103 Dollarton Hwy
North Vancouver BC V7H 0A7
Phone: +1 (604) 984 0221 Fax: +1 (604) 984 0218
www.alsglobal.com

To: **STRATEGIC METALS LTD.**
C/ O ARCHER, CATHRO & ASSOCIATES (1981) LIMITED
1016- 510 W HASTINGS ST
VANCOUVER BC V6B 1L8

Finalized Date: 26- JUL- 2017
Account: MTT

Project: ROD

CERTIFICATE OF ANALYSIS WH17126153

Sample Description	Method	ME- MS41	ME- MS41	ME- MS41	ME- MS41	ME- MS41	ME- MS41	ME- MS41	ME- MS41	ME- MS41	ME- MS41	ME- MS41	ME- MS41	ME- MS41	ME- MS41	ME- MS41
	Analyte	Ni	P	Pb	Rb	Re	S	Sb	Sc	Se	Sn	Sr	Ta	Te	Th	Ti
	Units	ppm	ppm	ppm	ppm	ppm	%	ppm	ppm	ppm	ppm	ppm	ppm	ppm	ppm	%
	LOR	0.2	10	0.2	0.1	0.001	0.01	0.05	0.1	0.2	0.2	0.2	0.01	0.01	0.2	0.005
ZZ75664		32.4	1390	24.0	21.9	0.001	0.03	2.53	1.6	1.7	0.5	23.5	<0.01	0.11	0.4	0.013
ZZ75665		39.0	1520	25.0	25.6	0.001	0.03	1.96	3.2	1.2	0.5	41.1	<0.01	0.12	2.1	0.027
ZZ75666		31.7	1380	54.8	21.3	<0.001	0.04	2.36	0.7	1.1	0.5	11.9	<0.01	0.12	0.2	0.010
ZZ75667		29.2	1590	23.0	16.2	<0.001	0.03	3.26	1.8	1.3	0.4	6.4	<0.01	0.26	0.3	0.006

***** See Appendix Page for comments regarding this certificate *****

ALS Canada Ltd.
2103 Dollarton Hwy
North Vancouver BC V7H 0A7
Phone: +1 (604) 984 0221 Fax: +1 (604) 984 0218
www.alsglobal.com

To: **STRATEGIC METALS LTD.**
C/ O ARCHER, CATHRO & ASSOCIATES (1981) LIMITED
1016- 510 W HASTINGS ST
VANCOUVER BC V6B 1L8

Finalized Date: 26- JUL- 2017
Account: MTT

Project: ROD

CERTIFICATE OF ANALYSIS WH17126153

Sample Description	Method	ME- MS41	ME- MS41	ME- MS41	ME- MS41	ME- MS41	ME- MS41	ME- MS41	Pb- OG46	Au- ICP21
	Analyte	Tl	U	V	W	Y	Zn	Zr	Pb	Au
	Units	ppm	ppm	ppm	ppm	ppm	ppm	ppm	%	ppm
	LOR	0.02	0.05	1	0.05	0.05	2	0.5	0.001	0.001
ZZ75664		0.32	1.85	81	0.09	11.30	174	<0.5		0.009
ZZ75665		0.21	2.56	93	0.10	11.55	145	1.1		0.006
ZZ75666		0.22	0.91	66	0.10	4.31	217	<0.5		0.005
ZZ75667		0.26	0.86	46	<0.05	3.51	113	0.8		0.003

***** See Appendix Page for comments regarding this certificate *****

ALS Canada Ltd.
2103 Dollarton Hwy
North Vancouver BC V7H 0A7
Phone: +1 (604) 984 0221 Fax: +1 (604) 984 0218
www.alsglobal.com

To: **STRATEGIC METALS LTD.**
C/ O ARCHER, CATHRO & ASSOCIATES (1981) LIMITED
1016- 510 W HASTINGS ST
VANCOUVER BC V6B 1L8

Project: ROD

Finalized Date: 26- JUL- 2017
Account: MTT

CERTIFICATE OF ANALYSIS WH17126153

CERTIFICATE COMMENTS

ANALYTICAL COMMENTS

	NSS is non- sufficient sample.
Applies to Method:	ALL METHODS
	Gold determinations by this method are semi- quantitative due to the small sample weight used (0.5g).
Applies to Method:	ME- MS41

LABORATORY ADDRESSES

	Processed at ALS Whitehorse located at 78 Mt. Sima Rd, Whitehorse, YT, Canada.			
Applies to Method:	LOG- 22	SCR- 41	WEI- 21	
	Processed at ALS Vancouver located at 2103 Dollarton Hwy, North Vancouver, BC, Canada.			
Applies to Method:	Au- ICP21	ME- MS41	ME- OG46	Pb- OG46

ALS Canada Ltd.

2103 Dollarton Hwy
North Vancouver BC V7H 0A7
Phone: +1 (604) 984 0221 Fax: +1 (604) 984 0218
www.alsglobal.com

To: **STRATEGIC METALS LTD.**
C/ O ARCHER, CATHRO & ASSOCIATES (1981) LIMITED
1016- 510 W HASTINGS ST
VANCOUVER BC V6B 1L8

Finalized Date: 26- JUL- 2017
Account: MTT

CERTIFICATE WH17126154

Project: ROD

This report is for 109 Soil samples submitted to our lab in Whitehorse, YT, Canada on 22- JUN- 2017.

The following have access to data associated with this certificate:

ANDREW CARNE	JOAN MARIACHER	

SAMPLE PREPARATION

ALS CODE	DESCRIPTION
WEI- 21	Received Sample Weight
LOG- 22	Sample login - Rcd w/o BarCode
SCR- 41	Screen to - 180um and save both

ANALYTICAL PROCEDURES

ALS CODE	DESCRIPTION	INSTRUMENT
Au- ICP21	Au 30g FA ICP- AES Finish	ICP- AES
ME- MS41	Ultra Trace Aqua Regia ICP- MS	

To: **STRATEGIC METALS LTD.**
ATTN: JOAN MARIACHER
C/ O ARCHER, CATHRO & ASSOCIATES (1981) LIMITED
1016- 510 W HASTINGS ST
VANCOUVER BC V6B 1L8

This is the Final Report and supersedes any preliminary report with this certificate number. Results apply to samples as submitted. All pages of this report have been checked and approved for release.

***** See Appendix Page for comments regarding this certificate *****

Signature: 

Colin Ramshaw, Vancouver Laboratory Manager

ALS Canada Ltd.
2103 Dollarton Hwy
North Vancouver BC V7H 0A7
Phone: +1 (604) 984 0221 Fax: +1 (604) 984 0218
www.alsglobal.com

To: **STRATEGIC METALS LTD.**
C/ O ARCHER, CATHRO & ASSOCIATES (1981) LIMITED
1016- 510 W HASTINGS ST
VANCOUVER BC V6B 1L8

Finalized Date: 26- JUL- 2017
Account: MTT

Project: ROD

CERTIFICATE OF ANALYSIS WH17126154

Sample Description	Method	WEI- 21	ME- MS41	ME- MS41	ME- MS41	ME- MS41	ME- MS41	ME- MS41	ME- MS41	ME- MS41	ME- MS41	ME- MS41	ME- MS41	ME- MS41	ME- MS41	ME- MS41
	Analyte	Recvd Wt.	Ag	Al	As	Au	B	Ba	Be	Bi	Ca	Cd	Ce	Co	Cr	Cs
	Units	kg	ppm	%	ppm	ppm	ppm	ppm	ppm	ppm	%	ppm	ppm	ppm	ppm	ppm
	LOR	0.02	0.01	0.01	0.1	0.02	10	10	0.05	0.01	0.01	0.01	0.02	0.1	1	0.05
DD025369		0.22	0.35	1.15	9.9	<0.02	10	420	0.54	0.17	1.24	0.34	37.5	12.9	23	2.98
DD025370		0.42	0.58	0.68	21.1	<0.02	10	370	0.51	0.16	2.45	0.77	28.5	10.2	13	2.07
DD025371		0.30	0.47	1.01	15.1	<0.02	10	370	0.47	0.18	1.16	0.64	44.2	12.0	15	3.27
DD025372		0.15	0.34	0.47	28.8	<0.02	10	220	0.34	0.14	0.80	0.57	38.4	12.9	10	2.90
DD025373		0.45	0.80	0.86	25.3	<0.02	<10	410	0.56	0.21	0.94	0.51	56.4	15.8	13	4.41
DD025374		0.38	0.12	1.02	10.3	<0.02	<10	240	0.45	0.22	0.31	0.39	68.5	18.4	16	3.31
DD025375		0.18	0.43	1.09	10.7	<0.02	<10	380	0.41	0.18	0.36	0.46	55.1	14.7	18	2.73
DD025376		0.34	0.49	1.21	17.5	<0.02	<10	200	0.53	0.20	0.30	1.08	52.3	16.9	25	3.52
DD025377		0.16	0.29	2.41	6.8	<0.02	10	910	0.86	0.12	1.15	0.33	36.0	17.2	62	3.86
DD025378		0.20	0.21	0.52	5.8	<0.02	<10	570	0.41	0.16	0.68	0.15	76.4	3.6	18	2.24
DD025379		0.24	0.39	0.64	19.8	<0.02	<10	120	1.28	0.49	0.15	1.03	20.5	16.7	13	6.68
DD025380		0.28	0.08	1.04	12.3	<0.02	<10	250	1.14	0.42	0.41	0.28	27.5	18.0	20	4.60
DD025381		0.16	0.13	0.66	24.8	<0.02	10	90	1.00	0.29	2.16	0.30	16.10	12.3	11	4.35
DD025382		0.22	0.14	1.15	9.5	<0.02	10	150	0.85	0.27	0.95	0.23	20.2	11.3	21	2.80
DD025383		0.27	0.27	0.71	10.0	<0.02	<10	260	0.62	0.17	2.11	0.19	28.7	11.2	18	0.67
DD025384		0.29	0.26	1.19	19.8	<0.02	<10	250	0.78	0.30	0.62	0.57	26.2	14.7	53	3.63
DD025385		0.31	0.23	1.52	18.4	<0.02	<10	150	0.72	0.26	0.90	0.77	21.8	21.0	93	3.00
DD025386		0.33	0.09	2.21	18.0	<0.02	10	280	0.82	0.31	0.34	0.72	31.6	32.2	164	6.88
DD025387		0.27	0.18	1.80	11.2	<0.02	<10	200	1.20	0.36	0.89	0.35	28.7	24.6	148	3.82
DD025388		0.32	0.33	1.20	35.7	<0.02	10	220	0.96	0.25	0.27	0.91	33.6	33.8	230	2.53
DD025389		0.34	0.06	1.15	41.9	<0.02	<10	120	0.54	0.29	0.05	0.51	35.4	28.5	161	2.82
DD025390		0.30	0.15	1.20	42.5	<0.02	10	230	0.49	0.08	3.91	0.53	8.21	139.0	1180	0.77
DD025391		0.39	1.83	1.03	48.8	<0.02	<10	190	1.25	0.28	0.18	3.62	33.7	35.3	111	3.06
DD025392		0.27	0.17	0.73	28.7	<0.02	<10	160	0.66	0.28	0.31	0.52	21.9	21.1	49	2.76
DD025393		0.37	0.36	1.05	12.2	<0.02	20	230	0.82	0.24	1.01	1.46	14.10	31.5	240	1.91
DD025394		0.33	0.25	1.35	10.4	<0.02	10	260	0.69	0.23	0.62	0.44	14.70	19.7	178	1.40
DD025395		0.24	0.44	1.54	11.6	<0.02	10	370	0.81	0.22	1.21	1.06	14.10	58.6	249	2.73
DD025396		0.40	0.31	1.46	9.9	<0.02	10	290	1.18	0.31	0.94	0.55	17.25	15.5	70	2.29
DD025397		0.26	0.29	1.42	8.0	<0.02	10	350	0.97	0.27	1.47	0.50	11.95	12.3	55	1.78
DD025398		0.15	0.44	0.97	8.8	<0.02	10	230	0.73	0.22	1.75	1.16	27.0	12.6	35	0.75
DD025399		0.14	0.45	1.20	11.7	<0.02	<10	390	0.65	0.24	1.10	1.00	23.4	14.4	48	1.15
DD025400		0.16	0.72	0.87	11.3	<0.02	10	610	0.57	0.22	1.38	2.50	15.95	11.3	49	0.88
DD025401		0.22	4.44	0.80	19.7	<0.02	<10	110	0.53	0.13	8.50	16.45	20.4	7.6	26	1.00
DD025402		0.30	1.55	1.37	21.0	<0.02	<10	260	0.84	0.25	0.39	6.13	38.9	16.6	53	1.44
DD025403		0.62	0.10	0.66	18.4	<0.02	<10	80	0.66	0.48	0.02	0.16	14.65	15.7	16	2.95
DD025404		0.27	0.19	2.35	10.0	<0.02	<10	310	0.87	0.31	0.41	0.44	21.2	36.8	35	3.04
DD025405		0.19	0.09	2.44	2.6	<0.02	<10	160	0.64	0.27	0.42	0.38	26.4	24.1	37	6.42
DD025406		0.25	0.12	1.53	5.2	<0.02	<10	140	0.86	0.35	0.72	0.24	7.49	25.5	23	3.74
DD025407		0.35	0.05	1.60	14.8	<0.02	<10	240	0.71	0.34	0.32	0.15	19.35	20.1	51	3.77
DD025408		0.07	0.15	1.30	98.8	<0.02	10	400	0.54	0.22	1.64	0.73	14.50	80.7	217	2.71

***** See Appendix Page for comments regarding this certificate *****

ALS Canada Ltd.
2103 Dollarton Hwy
North Vancouver BC V7H 0A7
Phone: +1 (604) 984 0221 Fax: +1 (604) 984 0218
www.alsglobal.com

To: **STRATEGIC METALS LTD.**
C/ O ARCHER, CATHRO & ASSOCIATES (1981) LIMITED
1016- 510 W HASTINGS ST
VANCOUVER BC V6B 1L8

Finalized Date: 26- JUL- 2017
Account: MTT

Project: ROD

CERTIFICATE OF ANALYSIS WH17126154

Sample Description	Method	ME- MS41	ME- MS41	ME- MS41	ME- MS41	ME- MS41	ME- MS41	ME- MS41	ME- MS41	ME- MS41	ME- MS41	ME- MS41	ME- MS41	ME- MS41	ME- MS41	ME- MS41
	Analyte	Cu	Fe	Ga	Ge	Hf	Hg	In	K	La	Li	Mg	Mn	Mo	Na	Nb
	Units	ppm	%	ppm	ppm	ppm	ppm	ppm	%	ppm	ppm	%	ppm	ppm	%	ppm
	LOR	0.2	0.01	0.05	0.05	0.02	0.01	0.005	0.01	0.2	0.1	0.01	5	0.05	0.01	0.05
DD025369		70.9	3.14	3.50	0.07	0.08	0.19	0.032	0.24	21.3	27.7	0.74	2870	3.36	0.01	0.14
DD025370		63.1	2.69	1.97	0.06	0.09	0.28	0.030	0.23	16.1	17.1	0.62	276	10.15	0.01	0.11
DD025371		53.8	3.53	3.06	0.07	0.14	0.29	0.034	0.12	24.9	16.4	0.38	461	5.90	0.01	0.19
DD025372		53.6	3.58	1.51	0.06	0.03	0.84	0.030	0.09	20.6	5.4	0.11	213	7.15	0.01	0.09
DD025373		52.5	4.76	2.63	0.10	0.09	0.57	0.041	0.11	30.0	13.1	0.31	289	5.66	0.01	0.51
DD025374		47.9	4.71	3.64	0.11	0.08	0.13	0.039	0.10	36.8	14.6	0.36	390	4.39	0.01	0.34
DD025375		41.4	3.98	3.30	0.07	0.07	0.19	0.038	0.09	27.5	8.9	0.30	308	4.43	0.01	0.16
DD025376		59.2	4.52	3.58	0.08	0.03	0.14	0.036	0.10	26.0	15.6	0.36	562	8.88	0.01	0.21
DD025377		78.5	4.34	8.24	0.11	0.10	0.20	0.051	0.06	41.6	37.0	1.01	723	1.93	0.01	0.33
DD025378		21.1	1.77	2.20	0.07	0.03	0.15	0.043	0.15	41.2	5.2	0.14	111	2.24	0.01	0.74
DD025379		79.2	3.86	1.98	0.05	0.05	0.08	0.039	0.09	8.5	16.5	0.19	491	6.86	0.01	0.25
DD025380		43.9	4.01	3.18	0.05	0.07	0.09	0.035	0.09	12.8	13.9	0.26	1440	2.30	0.01	0.25
DD025381		34.6	3.37	1.74	<0.05	0.05	0.15	0.028	0.07	7.4	10.7	0.47	719	0.77	0.01	0.12
DD025382		30.4	2.90	3.14	<0.05	0.07	0.10	0.031	0.09	9.7	29.0	0.39	453	0.85	0.01	0.20
DD025383		23.8	2.34	1.84	<0.05	0.07	0.13	0.031	0.06	14.3	5.1	0.16	526	1.01	0.01	0.20
DD025384		39.1	3.62	3.69	0.05	0.07	0.15	0.030	0.10	14.1	17.7	0.69	673	2.28	0.01	0.50
DD025385		43.5	3.55	4.66	0.05	0.10	0.06	0.026	0.09	10.8	29.8	1.67	613	3.37	0.01	0.58
DD025386		50.1	5.05	6.78	0.06	0.04	0.06	0.037	0.11	15.6	47.4	2.13	708	3.54	0.01	0.80
DD025387		44.4	4.76	4.74	0.06	0.08	0.09	0.036	0.09	11.9	41.7	1.10	984	2.86	0.01	0.32
DD025388		47.4	5.70	3.68	0.07	<0.02	0.22	0.037	0.11	16.4	18.6	2.83	1160	3.70	0.01	0.41
DD025389		34.1	5.88	4.65	0.05	<0.02	0.11	0.037	0.08	16.4	16.9	1.69	1020	3.63	0.01	0.56
DD025390		83.3	8.23	2.72	0.05	0.03	0.14	0.019	0.04	4.2	15.5	4.62	1380	0.80	0.01	0.19
DD025391		124.5	4.44	2.63	0.07	0.04	0.31	0.038	0.08	19.1	20.6	1.87	911	16.90	0.01	0.08
DD025392		62.8	4.26	3.15	0.05	0.03	0.16	0.037	0.07	9.7	7.4	0.28	697	5.19	0.01	0.30
DD025393		58.3	3.61	2.70	<0.05	0.07	0.32	0.029	0.07	7.8	15.3	4.28	518	3.54	0.01	0.32
DD025394		32.2	3.32	4.03	<0.05	0.07	0.17	0.029	0.07	7.6	18.6	2.10	422	3.56	0.01	0.40
DD025395		62.8	4.27	4.03	<0.05	0.07	0.21	0.030	0.08	8.5	23.0	1.93	1910	2.88	0.01	0.34
DD025396		50.1	3.25	4.10	<0.05	0.10	0.19	0.026	0.08	9.3	34.5	1.12	466	1.41	0.01	0.43
DD025397		51.8	3.09	3.80	<0.05	0.10	0.12	0.020	0.07	7.0	34.6	0.95	280	0.98	0.01	0.29
DD025398		39.6	2.59	2.76	<0.05	0.10	0.26	0.028	0.08	14.4	14.2	0.46	500	1.00	0.01	0.47
DD025399		28.5	3.01	3.46	<0.05	0.06	0.19	0.035	0.07	11.5	17.9	0.67	436	1.60	0.01	0.47
DD025400		30.6	2.73	2.53	<0.05	0.05	0.60	0.030	0.06	7.7	9.0	0.58	329	1.53	0.01	0.32
DD025401		21.0	2.70	2.85	<0.05	0.05	3.36	0.026	0.05	10.9	7.6	4.97	1510	1.54	0.01	0.35
DD025402		45.4	3.57	4.19	0.07	0.04	1.01	0.030	0.08	21.2	14.0	0.92	849	4.73	0.01	0.67
DD025403		37.7	3.58	3.19	<0.05	<0.02	0.03	0.030	0.08	7.1	3.7	0.13	404	2.18	0.01	0.43
DD025404		222	7.79	6.30	0.06	0.05	0.69	0.051	0.06	9.0	25.7	1.26	1520	1.15	0.01	0.09
DD025405		116.5	5.90	10.35	<0.05	<0.02	0.08	0.043	0.06	11.8	26.4	1.28	1110	1.41	0.01	0.42
DD025406		116.0	5.82	4.32	<0.05	0.05	0.15	0.051	0.05	3.0	22.8	0.86	727	0.96	0.01	0.17
DD025407		45.8	4.72	5.20	<0.05	0.03	0.12	0.042	0.06	8.9	17.3	0.69	730	1.29	0.01	0.50
DD025408		71.2	6.01	3.60	<0.05	0.04	0.30	0.038	0.05	6.9	12.7	0.79	1240	0.99	0.01	0.46

***** See Appendix Page for comments regarding this certificate *****

ALS Canada Ltd.
2103 Dollarton Hwy
North Vancouver BC V7H 0A7
Phone: +1 (604) 984 0221 Fax: +1 (604) 984 0218
www.alsglobal.com

To: **STRATEGIC METALS LTD.**
C/ O ARCHER, CATHRO & ASSOCIATES (1981) LIMITED
1016- 510 W HASTINGS ST
VANCOUVER BC V6B 1L8

Finalized Date: 26- JUL- 2017
Account: MTT

Project: ROD

CERTIFICATE OF ANALYSIS WH17126154

Sample Description	Method	ME- MS41	ME- MS41	ME- MS41	ME- MS41	ME- MS41	ME- MS41	ME- MS41	ME- MS41	ME- MS41	ME- MS41	ME- MS41	ME- MS41	ME- MS41	ME- MS41	ME- MS41
	Analyte	Ni	P	Pb	Rb	Re	S	Sb	Sc	Se	Sn	Sr	Ta	Te	Th	Ti
	Units	ppm	ppm	ppm	ppm	ppm	%	ppm	ppm	ppm	ppm	ppm	ppm	ppm	ppm	%
	LOR	0.2	10	0.2	0.1	0.001	0.01	0.05	0.1	0.2	0.2	0.2	0.01	0.01	0.2	0.005
DD025369		33.6	1380	13.6	15.3	0.002	0.05	1.91	5.9	1.5	0.4	45.1	<0.01	0.16	1.4	0.008
DD025370		39.8	980	13.5	12.8	0.002	0.05	2.09	4.6	1.9	0.3	65.0	<0.01	0.12	1.6	0.006
DD025371		34.1	1790	13.5	12.0	0.002	0.08	1.43	3.2	2.1	0.3	50.1	<0.01	0.08	1.4	<0.005
DD025372		37.8	1580	13.4	7.8	0.001	0.04	1.68	2.6	1.3	0.2	38.9	<0.01	0.05	1.3	<0.005
DD025373		45.9	1640	27.6	9.7	0.001	0.04	2.27	5.4	1.7	0.2	37.7	0.02	0.04	2.8	<0.005
DD025374		41.2	1440	24.9	10.7	0.001	0.02	1.26	3.1	1.4	0.3	16.4	0.01	0.03	3.7	<0.005
DD025375		35.3	1650	17.2	10.6	0.001	0.05	1.16	2.7	1.4	0.3	22.7	<0.01	0.04	1.8	<0.005
DD025376		49.8	1920	20.0	10.2	0.002	0.05	3.22	1.6	2.4	0.3	23.0	<0.01	0.07	0.8	0.008
DD025377		44.0	1580	9.5	6.0	<0.001	0.09	0.74	12.6	3.2	0.6	66.1	<0.01	0.06	0.9	0.006
DD025378		14.9	1230	13.0	6.4	0.001	0.19	0.61	3.2	1.6	0.4	108.5	<0.01	0.03	2.2	<0.005
DD025379		47.9	530	44.1	7.6	0.001	0.01	2.60	4.2	2.0	0.3	22.0	<0.01	0.09	4.6	<0.005
DD025380		48.4	1100	33.8	10.6	<0.001	0.07	1.20	2.8	1.0	0.3	27.6	<0.01	0.06	1.6	<0.005
DD025381		31.0	900	57.5	6.5	<0.001	0.10	0.78	2.3	1.0	0.3	47.4	<0.01	0.09	0.8	<0.005
DD025382		33.1	710	20.5	9.7	<0.001	0.06	0.59	3.9	0.9	0.3	49.6	<0.01	0.08	1.7	<0.005
DD025383		28.2	800	17.6	5.2	<0.001	0.09	0.60	2.5	1.3	0.2	82.0	<0.01	0.04	0.8	<0.005
DD025384		71.9	1120	35.9	11.7	<0.001	0.06	1.31	3.3	0.8	0.4	32.8	0.02	0.07	1.4	0.011
DD025385		114.0	870	26.5	9.6	0.001	0.06	1.57	3.4	0.7	0.3	27.2	<0.01	0.05	2.4	0.017
DD025386		179.5	970	30.4	12.9	<0.001	0.03	1.29	4.0	1.1	0.5	19.8	0.01	0.07	2.1	0.023
DD025387		199.0	920	32.5	12.1	<0.001	0.03	0.99	5.6	1.3	0.4	28.5	<0.01	0.04	3.7	0.006
DD025388		382	1360	32.8	8.0	0.001	0.03	1.62	3.4	1.3	0.3	23.1	<0.01	0.06	0.6	0.023
DD025389		209	1010	27.1	13.8	<0.001	0.02	1.43	2.4	0.9	0.4	10.6	<0.01	0.07	1.1	0.012
DD025390		2550	610	15.0	4.3	<0.001	0.11	1.48	12.3	0.6	0.2	104.5	<0.01	0.03	0.8	0.009
DD025391		327	620	23.4	6.4	0.003	0.01	7.62	6.1	4.2	0.3	14.4	<0.01	0.08	4.1	<0.005
DD025392		94.5	1280	24.7	10.3	<0.001	0.03	1.83	1.0	1.3	0.4	26.0	0.01	0.08	0.2	0.008
DD025393		641	860	17.6	7.3	0.001	0.09	1.75	5.2	2.1	0.3	30.5	<0.01	0.03	1.2	0.006
DD025394		267	1150	14.8	8.8	<0.001	0.07	1.35	3.8	1.5	0.4	24.1	<0.01	0.06	1.3	0.006
DD025395		435	930	21.0	10.2	<0.001	0.10	1.66	6.3	2.1	0.4	39.0	<0.01	0.08	1.4	0.005
DD025396		124.0	760	31.5	7.9	<0.001	0.07	1.02	4.3	1.1	0.3	47.0	<0.01	0.06	2.3	0.009
DD025397		118.0	690	22.6	6.7	<0.001	0.08	0.95	3.6	1.2	0.3	54.1	<0.01	0.04	1.9	0.006
DD025398		57.0	970	42.7	6.5	<0.001	0.09	0.98	4.0	1.8	0.3	58.3	<0.01	0.03	1.8	0.009
DD025399		77.4	840	56.8	7.9	<0.001	0.06	1.41	4.2	1.0	0.4	46.6	<0.01	0.04	1.8	0.010
DD025400		89.6	780	116.5	6.2	<0.001	0.06	2.22	3.8	1.3	0.3	41.2	<0.01	0.03	1.6	0.007
DD025401		48.8	1190	1605	6.0	<0.001	0.08	10.80	2.9	1.2	0.4	28.9	<0.01	0.03	1.6	0.010
DD025402		112.5	1140	773	8.7	<0.001	0.03	5.37	5.3	1.7	0.5	26.7	<0.01	0.06	4.4	0.029
DD025403		29.8	460	82.4	8.6	<0.001	0.02	1.39	2.6	0.7	0.5	9.0	<0.01	0.05	2.2	0.008
DD025404		70.6	590	22.2	5.0	<0.001	0.03	0.79	13.7	1.7	0.2	37.4	<0.01	0.18	2.5	<0.005
DD025405		39.2	880	13.0	9.2	<0.001	0.04	0.44	5.6	0.6	0.3	17.7	<0.01	0.15	1.3	0.013
DD025406		58.4	530	15.8	6.7	<0.001	0.05	0.44	8.3	1.1	0.2	30.6	0.01	0.21	1.8	<0.005
DD025407		100.5	640	16.8	10.1	<0.001	0.03	0.70	4.7	0.7	0.4	18.9	<0.01	0.09	2.1	0.010
DD025408		942	1120	20.8	7.9	<0.001	0.12	2.34	6.1	2.2	0.3	56.0	<0.01	0.09	0.9	0.010

***** See Appendix Page for comments regarding this certificate *****

ALS Canada Ltd.
2103 Dollarton Hwy
North Vancouver BC V7H 0A7
Phone: +1 (604) 984 0221 Fax: +1 (604) 984 0218
www.alsglobal.com

To: **STRATEGIC METALS LTD.**
C/ O ARCHER, CATHRO & ASSOCIATES (1981) LIMITED
1016- 510 W HASTINGS ST
VANCOUVER BC V6B 1L8

Finalized Date: 26- JUL- 2017
Account: MTT

Project: ROD

CERTIFICATE OF ANALYSIS WH17126154

Sample Description	Method	ME- MS41	ME- MS41	ME- MS41	ME- MS41	ME- MS41	ME- MS41	ME- MS41	Au- ICP21
	Analyte	Tl	U	V	W	Y	Zn	Zr	Au
	Units	ppm	ppm	ppm	ppm	ppm	ppm	ppm	ppm
	LOR	0.02	0.05	1	0.05	0.05	2	0.5	0.001
DD025369		0.13	1.24	44	<0.05	20.7	86	2.5	0.016
DD025370		0.30	1.60	42	<0.05	17.85	150	4.1	0.002
DD025371		0.39	1.70	36	<0.05	16.50	124	3.4	0.005
DD025372		0.44	0.83	24	<0.05	10.25	132	1.4	0.001
DD025373		0.52	0.97	29	<0.05	19.70	177	3.5	0.002
DD025374		0.25	0.54	32	<0.05	10.35	153	3.7	0.002
DD025375		0.30	0.89	35	0.07	14.60	125	2.4	0.001
DD025376		0.32	1.71	50	0.09	15.10	236	0.8	0.003
DD025377		0.19	4.49	78	0.06	53.5	103	2.0	0.001
DD025378		0.26	0.81	16	0.06	5.50	60	0.9	<0.001
DD025379		0.14	1.41	15	<0.05	11.80	273	2.3	0.002
DD025380		0.17	1.56	28	0.05	10.35	122	2.3	<0.001
DD025381		0.25	3.03	12	<0.05	15.70	186	1.7	0.002
DD025382		0.10	2.67	21	<0.05	11.35	104	1.8	<0.001
DD025383		0.11	4.22	24	0.05	10.55	66	1.8	0.004
DD025384		0.19	1.99	40	0.10	11.20	233	1.8	0.001
DD025385		0.13	0.85	39	0.05	6.52	203	3.4	<0.001
DD025386		0.21	1.38	60	0.07	8.06	184	0.9	<0.001
DD025387		0.18	2.26	40	0.05	14.90	138	2.1	0.001
DD025388		0.19	1.99	48	0.08	13.95	183	<0.5	0.001
DD025389		0.17	0.70	51	0.08	4.75	138	<0.5	<0.001
DD025390		0.11	0.27	43	0.08	4.73	87	0.9	0.006
DD025391		0.30	2.49	44	<0.05	20.0	489	2.5	0.003
DD025392		0.17	0.96	35	0.08	6.79	130	0.6	0.002
DD025393		0.21	3.77	67	0.05	10.80	243	2.1	0.002
DD025394		0.18	1.87	63	0.05	6.79	162	1.6	0.002
DD025395		0.19	2.26	69	<0.05	13.20	175	1.9	NSS
DD025396		0.10	2.49	33	0.06	11.45	203	3.0	0.002
DD025397		0.08	1.88	24	<0.05	10.10	176	2.9	<0.001
DD025398		0.10	10.25	28	0.10	13.85	354	2.9	0.003
DD025399		0.14	2.20	40	0.09	11.25	374	2.2	0.002
DD025400		0.15	0.96	35	0.06	8.82	977	1.6	0.001
DD025401		0.23	1.64	31	0.08	11.20	7010	1.4	0.002
DD025402		0.30	2.06	80	0.17	16.95	2170	1.2	0.003
DD025403		0.15	0.61	46	0.10	3.47	113	<0.5	<0.001
DD025404		0.07	0.40	67	<0.05	19.10	102	1.2	0.011
DD025405		0.07	0.38	99	0.06	8.50	80	<0.5	<0.001
DD025406		0.07	0.52	38	<0.05	8.56	76	1.4	0.005
DD025407		0.10	0.92	50	0.14	6.65	62	1.0	0.001
DD025408		0.12	1.43	37	0.09	10.95	137	1.1	0.005

***** See Appendix Page for comments regarding this certificate *****

ALS Canada Ltd.
2103 Dollarton Hwy
North Vancouver BC V7H 0A7
Phone: +1 (604) 984 0221 Fax: +1 (604) 984 0218
www.alsglobal.com

To: **STRATEGIC METALS LTD.**
C/ O ARCHER, CATHRO & ASSOCIATES (1981) LIMITED
1016- 510 W HASTINGS ST
VANCOUVER BC V6B 1L8

Finalized Date: 26- JUL- 2017
Account: MTT

Project: ROD

CERTIFICATE OF ANALYSIS WH17126154

Sample Description	Method	WEI- 21	ME- MS41	ME- MS41	ME- MS41	ME- MS41	ME- MS41	ME- MS41	ME- MS41	ME- MS41	ME- MS41	ME- MS41	ME- MS41	ME- MS41	ME- MS41	ME- MS41
	Analyte	Recvd Wt.	Ag	Al	As	Au	B	Ba	Be	Bi	Ca	Cd	Ce	Co	Cr	Cs
	Units	kg	ppm	%	ppm	ppm	ppm	ppm	ppm	ppm	%	ppm	ppm	ppm	ppm	ppm
	LOR	0.02	0.01	0.01	0.1	0.02	10	10	0.05	0.01	0.01	0.01	0.02	0.1	1	0.05
DD025409		0.20	0.11	1.41	147.0	<0.02	<10	400	0.79	0.49	0.94	0.75	29.9	69.4	255	4.25
DD025410		0.32	0.14	1.25	62.2	<0.02	<10	240	0.55	0.38	0.53	0.48	26.9	37.0	146	2.45
DD025411		0.29	0.17	1.14	62.4	<0.02	10	200	0.99	0.25	0.56	0.55	22.6	26.5	174	8.64
DD025412		0.37	0.10	1.27	32.5	<0.02	<10	280	0.89	0.34	0.42	0.26	15.00	22.7	78	8.04
DD025413		0.38	0.09	1.42	11.9	<0.02	<10	70	0.36	0.42	0.03	0.21	32.9	7.4	28	2.61
DD025414		0.22	0.05	1.12	2.6	<0.02	<10	70	0.20	0.24	0.09	0.06	41.3	3.5	14	3.92
DD025415		0.21	0.13	1.25	17.6	<0.02	<10	60	0.31	0.48	0.08	0.14	30.3	14.1	21	6.42
DD025416		0.20	0.21	1.62	11.9	<0.02	<10	120	0.78	0.33	0.74	0.43	28.8	16.8	25	6.65
DD025417		0.22	0.37	1.26	17.0	<0.02	<10	150	0.46	0.15	0.27	0.59	50.4	18.6	24	1.51
DD025418		0.22	0.18	1.45	18.6	<0.02	<10	130	0.33	0.20	0.08	0.39	45.3	12.6	27	1.78
DD025419		0.28	0.07	1.09	35.6	<0.02	20	170	0.92	0.24	0.19	0.22	10.80	54.3	390	5.36
DD025420		0.29	0.27	0.76	12.8	<0.02	<10	280	0.25	0.11	1.37	0.27	34.0	10.3	14	1.26
DD025421		0.33	0.61	0.74	15.3	<0.02	<10	260	0.34	0.24	0.22	0.71	29.1	16.8	25	2.42
DD025422		0.23	0.11	0.73	11.0	<0.02	<10	140	0.13	0.17	0.03	0.15	26.9	3.9	17	2.00
DD025423		0.16	0.28	0.80	9.5	<0.02	<10	970	0.33	0.16	0.92	0.43	31.5	9.5	25	1.44
DD025424		0.32	0.19	0.83	22.6	<0.02	<10	270	0.30	0.19	0.41	0.48	44.0	16.8	19	3.13
DD025425		0.30	0.67	0.97	13.4	<0.02	10	310	0.52	0.22	1.11	1.53	29.8	17.2	60	4.17
DD025426		0.33	0.46	0.84	17.8	<0.02	10	890	0.35	0.14	1.06	0.76	31.9	20.5	112	1.65
DD025427		0.32	1.45	1.68	25.7	<0.02	10	4190	0.85	0.25	0.98	1.07	21.9	12.6	46	2.07
DD025428		0.39	0.13	1.47	32.8	<0.02	<10	270	0.45	0.26	0.04	0.38	28.0	8.9	37	1.34
DD025429		0.40	0.17	1.27	30.7	<0.02	<10	780	0.43	0.21	0.07	0.32	29.8	8.4	36	0.88
DD025430		0.24	0.15	0.52	21.9	<0.02	10	270	0.15	0.14	0.07	0.11	25.9	3.5	11	1.26
DD025431		0.28	0.07	0.76	17.5	<0.02	<10	480	0.40	0.29	0.03	0.11	35.4	16.0	9	0.88
DD025432		0.29	0.81	0.80	10.3	<0.02	<10	800	0.39	0.36	0.07	0.15	37.3	1.4	20	1.87
DD025433		0.42	1.04	1.50	446	<0.02	10	850	0.45	0.23	0.04	0.43	34.9	3.1	42	1.87
DD025434		0.27	0.07	1.36	25.4	<0.02	10	760	0.51	0.16	0.33	0.57	22.1	56.6	543	1.31
DD025435		0.27	0.11	1.36	39.4	<0.02	10	350	0.62	0.17	0.39	0.71	31.6	40.4	368	1.70
DD025436		0.39	0.08	0.98	11.8	<0.02	<10	260	0.24	0.22	0.08	0.22	26.2	8.2	29	1.85
DD025437		0.30	0.09	1.23	18.7	<0.02	<10	190	0.47	0.23	0.20	0.41	39.1	22.8	52	3.55
DD025438		0.30	0.06	0.93	26.5	<0.02	<10	100	0.24	0.23	0.04	0.23	28.9	17.9	106	1.75
DD025439		0.46	0.09	1.13	26.6	<0.02	<10	380	0.47	0.22	0.34	0.38	28.4	20.7	129	2.25
DD025440		0.35	0.20	1.04	30.4	<0.02	<10	370	0.53	0.23	0.14	0.69	30.6	18.0	59	1.91
DD025441		0.23	0.79	1.16	17.9	<0.02	<10	390	0.59	0.22	0.71	1.63	29.1	11.5	36	1.76
DD025442		0.27	0.09	0.94	5.2	<0.02	<10	110	0.17	0.23	0.04	0.49	26.9	3.8	17	8.08
DD025443		0.27	0.25	0.96	17.2	<0.02	<10	180	0.33	0.28	0.24	0.82	30.2	8.8	31	4.49
DD025444		0.45	4.77	0.38	55.8	<0.02	<10	500	0.54	0.23	0.28	2.38	36.3	19.9	19	1.06
DD025445		0.29	1.04	0.50	21.4	<0.02	<10	120	0.25	0.24	0.01	0.60	20.5	7.0	16	2.38
DD025446		0.23	0.12	0.73	33.7	<0.02	<10	150	0.17	0.19	0.03	0.18	19.25	5.5	16	2.62
DD025447		0.29	0.10	1.36	25.7	<0.02	<10	240	0.42	0.23	0.08	0.81	25.1	15.3	27	2.28
DD025448		0.34	0.06	1.24	40.5	<0.02	<10	260	0.36	0.31	0.02	0.28	28.7	14.0	20	3.25

***** See Appendix Page for comments regarding this certificate *****

ALS Canada Ltd.
2103 Dollarton Hwy
North Vancouver BC V7H 0A7
Phone: +1 (604) 984 0221 Fax: +1 (604) 984 0218
www.alsglobal.com

To: **STRATEGIC METALS LTD.**
C/ O ARCHER, CATHRO & ASSOCIATES (1981) LIMITED
1016- 510 W HASTINGS ST
VANCOUVER BC V6B 1L8

Finalized Date: 26- JUL- 2017
Account: MTT

Project: ROD

CERTIFICATE OF ANALYSIS WH17126154

Sample Description	Method	ME- MS41	ME- MS41	ME- MS41	ME- MS41	ME- MS41	ME- MS41	ME- MS41	ME- MS41	ME- MS41	ME- MS41	ME- MS41	ME- MS41	ME- MS41	ME- MS41	ME- MS41
	Analyte	Cu	Fe	Ga	Ge	Hf	Hg	In	K	La	Li	Mg	Mn	Mo	Na	Nb
	Units	ppm	%	ppm	ppm	ppm	ppm	ppm	%	ppm	ppm	%	ppm	ppm	%	ppm
	LOR	0.2	0.01	0.05	0.05	0.02	0.01	0.005	0.01	0.2	0.1	0.01	5	0.05	0.01	0.05
DD025409		97.3	6.68	3.74	0.05	0.04	0.64	0.052	0.06	13.1	17.2	1.36	1530	1.90	0.01	0.31
DD025410		29.9	5.02	3.49	<0.05	0.06	0.74	0.042	0.05	12.7	13.3	1.36	1180	1.50	0.01	0.56
DD025411		57.7	4.25	3.16	<0.05	0.06	1.31	0.029	0.06	11.0	17.1	1.96	554	1.27	0.01	0.39
DD025412		58.4	4.89	4.26	<0.05	0.05	0.42	0.036	0.09	7.1	14.1	0.51	809	1.33	0.01	0.38
DD025413		13.8	5.17	6.68	<0.05	<0.02	0.07	0.021	0.08	16.5	11.5	0.29	393	1.62	0.01	1.16
DD025414		8.0	1.47	5.10	<0.05	<0.02	0.04	0.011	0.09	21.8	8.5	0.21	385	0.80	0.01	0.32
DD025415		22.8	3.60	4.35	<0.05	0.02	0.09	0.025	0.10	15.8	13.8	0.24	619	1.85	0.01	0.35
DD025416		26.7	4.10	4.66	<0.05	0.02	0.07	0.030	0.09	13.5	29.7	0.45	970	2.29	0.01	0.50
DD025417		58.1	4.27	3.79	0.06	0.04	0.12	0.029	0.12	26.1	13.7	0.44	456	7.79	0.02	0.15
DD025418		39.0	4.21	5.61	0.05	0.02	0.08	0.026	0.10	21.9	8.3	0.25	425	5.37	0.02	0.52
DD025419		39.1	4.90	2.82	<0.05	0.07	0.30	0.018	0.06	4.8	24.2	7.70	870	0.90	0.01	0.20
DD025420		23.1	2.95	2.27	<0.05	0.07	0.20	0.021	0.07	18.3	5.5	0.23	273	4.99	0.01	0.16
DD025421		84.3	3.88	2.29	<0.05	<0.02	0.67	0.032	0.09	16.0	4.5	0.17	1000	6.73	0.01	0.14
DD025422		23.9	1.62	4.70	<0.05	<0.02	0.03	0.015	0.06	15.1	2.4	0.08	218	2.63	0.01	0.32
DD025423		33.2	2.95	2.46	<0.05	0.04	0.14	0.026	0.10	16.1	6.7	0.26	423	3.44	0.01	0.26
DD025424		63.8	4.72	3.06	<0.05	0.02	0.08	0.028	0.11	24.4	6.4	0.23	438	9.85	0.01	0.14
DD025425		75.9	3.36	2.49	0.05	0.06	0.33	0.026	0.11	16.9	10.6	1.24	632	3.95	0.01	0.24
DD025426		49.3	3.34	2.31	0.05	0.05	0.26	0.026	0.09	16.7	9.7	1.71	606	4.85	0.01	0.23
DD025427		91.9	3.47	3.57	0.06	0.12	0.70	0.038	0.16	13.5	10.4	0.84	708	3.82	0.01	0.38
DD025428		34.0	3.54	5.31	0.05	0.04	0.05	0.036	0.08	14.8	18.0	0.38	255	3.27	<0.01	1.04
DD025429		35.4	3.12	4.05	0.05	0.02	0.06	0.034	0.09	16.5	15.7	0.44	244	3.63	<0.01	0.56
DD025430		26.9	1.62	2.98	<0.05	<0.02	0.07	0.022	0.08	14.7	2.7	0.06	70	3.42	0.01	0.23
DD025431		44.9	3.27	1.98	<0.05	<0.02	0.05	0.026	0.11	18.9	6.2	0.08	697	1.67	<0.01	0.24
DD025432		21.3	1.79	3.77	0.06	<0.02	0.14	0.037	0.16	25.6	2.9	0.07	48	6.28	0.02	0.14
DD025433		22.8	3.19	6.52	0.05	<0.02	0.61	0.054	0.17	22.4	9.0	0.21	141	7.24	0.01	0.78
DD025434		24.9	6.23	3.67	0.05	0.08	0.12	0.028	0.08	11.4	17.7	7.55	654	1.83	0.01	0.23
DD025435		28.8	4.34	3.71	0.05	0.11	0.25	0.029	0.09	15.3	36.7	9.48	551	1.87	0.01	0.64
DD025436		21.3	2.43	5.54	<0.05	<0.02	0.02	0.025	0.07	14.7	9.6	0.27	766	1.84	<0.01	0.56
DD025437		73.1	3.38	3.93	0.06	0.02	0.06	0.036	0.07	20.2	20.8	0.86	1230	2.45	<0.01	0.63
DD025438		31.1	4.57	5.99	0.05	<0.02	0.03	0.028	0.07	15.1	7.0	1.06	326	3.33	<0.01	1.01
DD025439		32.9	4.00	4.97	<0.05	<0.02	0.08	0.031	0.08	14.7	12.7	1.36	647	2.94	0.01	0.33
DD025440		50.6	3.69	4.57	0.05	<0.02	0.09	0.033	0.09	15.5	10.5	0.41	1960	5.01	0.01	0.45
DD025441		50.5	2.60	4.09	0.06	0.02	0.21	0.030	0.09	15.3	12.7	0.41	854	3.87	0.01	0.63
DD025442		24.0	1.49	4.80	<0.05	<0.02	0.05	0.023	0.07	13.9	3.6	0.10	426	1.81	0.01	0.90
DD025443		40.7	2.34	5.07	<0.05	<0.02	0.08	0.031	0.08	15.8	8.1	0.25	569	5.35	0.01	0.38
DD025444		143.0	3.19	1.52	0.08	0.09	1.17	0.062	0.10	24.8	3.5	0.11	557	17.05	0.01	0.14
DD025445		80.8	2.97	2.69	0.05	<0.02	0.11	0.036	0.07	13.5	1.1	0.03	108	14.85	<0.01	0.14
DD025446		40.1	2.09	4.76	<0.05	<0.02	0.05	0.024	0.10	11.0	4.2	0.13	181	4.49	<0.01	0.15
DD025447		55.7	3.35	5.62	<0.05	<0.02	0.05	0.033	0.15	13.1	16.2	0.48	1100	3.69	<0.01	0.30
DD025448		78.8	3.88	7.74	<0.05	<0.02	0.03	0.037	0.20	17.0	8.9	0.25	685	3.82	<0.01	0.42

***** See Appendix Page for comments regarding this certificate *****

ALS Canada Ltd.
2103 Dollarton Hwy
North Vancouver BC V7H 0A7
Phone: +1 (604) 984 0221 Fax: +1 (604) 984 0218
www.alsglobal.com

To: **STRATEGIC METALS LTD.**
C/ O ARCHER, CATHRO & ASSOCIATES (1981) LIMITED
1016- 510 W HASTINGS ST
VANCOUVER BC V6B 1L8

Finalized Date: 26- JUL- 2017
Account: MTT

Project: ROD

CERTIFICATE OF ANALYSIS WH17126154

Sample Description	Method	ME- MS41	ME- MS41	ME- MS41	ME- MS41	ME- MS41	ME- MS41	ME- MS41	ME- MS41	ME- MS41	ME- MS41	ME- MS41	ME- MS41	ME- MS41	ME- MS41	ME- MS41
	Analyte	Ni	P	Pb	Rb	Re	S	Sb	Sc	Se	Sn	Sr	Ta	Te	Th	Ti
	Units	ppm	ppm	ppm	ppm	ppm	%	ppm	ppm	ppm	ppm	ppm	ppm	ppm	ppm	%
	LOR	0.2	10	0.2	0.1	0.001	0.01	0.05	0.1	0.2	0.2	0.2	0.01	0.01	0.2	0.005
DD025409		671	450	33.5	7.7	<0.001	0.04	3.23	8.6	1.0	0.4	22.7	<0.01	0.08	5.1	0.006
DD025410		430	590	35.6	6.4	<0.001	0.04	1.89	6.7	1.1	0.3	18.2	<0.01	0.06	2.8	0.021
DD025411		338	650	37.2	8.2	<0.001	0.03	1.46	6.0	1.0	0.3	30.3	<0.01	0.05	2.7	0.014
DD025412		128.5	920	26.6	13.4	<0.001	0.04	0.89	4.6	0.6	0.3	26.8	0.01	0.10	1.9	0.006
DD025413		19.1	510	20.8	20.3	<0.001	0.02	0.77	1.6	0.3	0.5	5.6	<0.01	0.06	4.1	0.023
DD025414		7.6	740	12.7	22.9	<0.001	0.03	0.24	1.1	0.4	0.4	7.9	<0.01	0.03	1.9	0.007
DD025415		16.4	890	48.7	16.0	<0.001	0.06	0.93	1.3	0.5	0.3	10.3	<0.01	0.11	2.2	0.006
DD025416		25.2	940	46.7	15.1	<0.001	0.05	0.92	1.8	0.7	0.4	48.9	<0.01	0.06	2.1	0.010
DD025417		51.9	1420	18.6	6.8	0.001	0.12	2.03	2.1	1.6	0.2	43.0	<0.01	0.06	3.0	0.006
DD025418		44.9	1280	18.4	10.1	<0.001	0.19	1.43	2.2	1.0	0.4	34.0	<0.01	0.05	1.7	0.014
DD025419		850	530	19.5	5.5	<0.001	0.04	1.13	4.7	0.6	0.2	14.5	<0.01	0.02	2.4	0.009
DD025420		23.9	1190	11.9	8.2	<0.001	0.08	0.90	2.5	0.9	0.2	29.2	<0.01	0.02	1.4	<0.005
DD025421		49.6	1640	21.6	7.9	0.001	0.04	2.08	2.1	1.7	0.2	15.9	<0.01	0.10	0.7	0.005
DD025422		14.5	720	13.5	9.9	<0.001	0.03	0.89	0.5	0.4	0.5	7.1	<0.01	0.05	0.2	0.009
DD025423		38.0	1140	15.3	10.0	<0.001	0.07	1.15	2.6	0.8	0.2	45.7	<0.01	0.06	1.9	0.006
DD025424		50.3	1790	21.3	8.8	0.001	0.09	2.17	1.9	1.5	0.3	34.3	<0.01	0.06	1.8	<0.005
DD025425		178.0	1600	23.8	11.0	0.001	0.09	2.05	2.9	2.0	0.3	59.9	<0.01	0.07	1.4	0.007
DD025426		245	1530	17.8	8.0	<0.001	0.06	1.61	3.6	1.7	0.3	41.8	<0.01	0.07	1.4	0.007
DD025427		155.5	980	32.7	12.7	<0.001	0.08	2.29	6.6	2.7	0.4	60.8	<0.01	0.08	1.9	0.007
DD025428		41.0	400	32.3	12.9	0.001	0.02	1.22	3.0	0.6	0.5	14.9	<0.01	0.06	3.6	0.015
DD025429		56.1	460	34.5	8.5	<0.001	0.03	1.37	2.5	0.7	0.4	18.6	<0.01	0.07	2.5	0.009
DD025430		16.0	780	18.6	9.8	<0.001	0.06	1.28	0.9	0.8	0.3	28.0	<0.01	0.10	0.3	0.005
DD025431		28.6	420	15.1	8.5	0.001	0.02	0.76	2.7	0.7	0.2	12.7	<0.01	0.08	3.1	<0.005
DD025432		14.2	2430	29.1	13.3	<0.001	0.33	1.11	1.0	1.8	0.5	104.0	<0.01	0.11	0.4	0.006
DD025433		16.0	1440	33.1	14.3	<0.001	0.30	1.62	2.0	2.1	0.8	84.8	<0.01	0.09	0.8	0.011
DD025434		489	720	11.0	10.2	<0.001	0.04	0.65	4.6	0.5	0.3	14.3	<0.01	0.04	2.0	0.006
DD025435		729	960	10.3	8.2	0.001	0.05	0.85	5.0	0.6	0.4	18.1	<0.01	0.02	2.0	0.013
DD025436		21.2	1010	14.8	12.1	<0.001	0.02	0.81	1.1	0.5	0.5	11.0	<0.01	0.04	0.3	0.015
DD025437		85.6	1380	17.7	9.1	0.001	0.02	1.46	1.7	1.3	0.3	16.3	<0.01	0.12	0.6	0.012
DD025438		129.0	980	15.2	10.9	<0.001	0.01	1.08	2.3	0.7	0.5	7.2	<0.01	0.05	1.3	0.020
DD025439		132.0	1120	15.9	13.1	<0.001	0.04	1.16	1.3	0.7	0.4	21.4	<0.01	0.05	0.2	0.013
DD025440		59.8	1130	25.6	11.3	<0.001	0.05	1.98	1.3	1.5	0.4	23.1	<0.01	0.09	0.3	0.012
DD025441		40.0	1180	24.7	12.6	0.001	0.07	1.66	2.0	1.3	0.4	47.3	0.01	0.05	0.5	0.010
DD025442		9.4	810	16.9	12.7	<0.001	0.05	0.51	0.6	0.5	0.6	8.5	<0.01	0.04	0.2	0.014
DD025443		25.2	930	19.2	14.3	0.001	0.05	1.44	0.9	1.3	0.6	31.1	<0.01	0.06	0.2	0.016
DD025444		90.9	2150	30.5	6.3	0.003	0.19	7.63	4.9	7.0	0.4	107.5	<0.01	0.23	4.4	0.006
DD025445		44.1	1090	19.3	8.2	0.002	0.07	3.25	1.1	4.7	0.4	36.5	<0.01	0.19	0.5	<0.005
DD025446		16.6	1050	40.0	13.6	<0.001	0.04	1.72	0.3	0.9	0.5	9.1	<0.01	0.07	<0.2	<0.005
DD025447		26.2	1050	25.8	15.4	0.001	0.04	1.93	0.9	1.0	0.5	11.3	<0.01	0.11	0.2	0.011
DD025448		21.2	1180	31.1	27.8	<0.001	0.03	2.71	1.7	0.8	0.6	6.8	<0.01	0.14	0.3	0.011

***** See Appendix Page for comments regarding this certificate *****

ALS Canada Ltd.
2103 Dollarton Hwy
North Vancouver BC V7H 0A7
Phone: +1 (604) 984 0221 Fax: +1 (604) 984 0218
www.alsglobal.com

To: **STRATEGIC METALS LTD.**
C/ O ARCHER, CATHRO & ASSOCIATES (1981) LIMITED
1016- 510 W HASTINGS ST
VANCOUVER BC V6B 1L8

Finalized Date: 26- JUL- 2017
Account: MTT

Project: ROD

CERTIFICATE OF ANALYSIS WH17126154

Sample Description	Method	ME- MS41	ME- MS41	ME- MS41	ME- MS41	ME- MS41	ME- MS41	ME- MS41	Au- ICP21
	Analyte	Tl	U	V	W	Y	Zn	Zr	Au
	Units	ppm	ppm	ppm	ppm	ppm	ppm	ppm	ppm
	LOR	0.02	0.05	1	0.05	0.05	2	0.5	0.001
DD025409		0.14	1.20	41	0.08	9.11	157	1.4	0.006
DD025410		0.10	0.71	47	0.18	13.25	92	1.4	0.004
DD025411		0.11	1.18	34	0.10	13.05	112	1.8	0.003
DD025412		0.10	0.90	40	0.09	6.14	79	1.3	0.001
DD025413		0.11	0.42	50	0.19	2.63	73	0.6	<0.001
DD025414		0.14	0.33	27	0.08	2.29	39	<0.5	<0.001
DD025415		0.13	0.63	28	0.07	3.36	82	0.8	<0.001
DD025416		0.13	1.77	34	0.12	5.81	135	0.6	<0.001
DD025417		0.29	1.68	40	<0.05	11.85	136	1.3	0.003
DD025418		0.29	1.22	52	0.13	8.55	98	0.6	0.001
DD025419		0.08	0.79	24	0.08	5.99	80	1.8	0.002
DD025420		0.27	0.65	23	<0.05	10.15	70	2.0	0.003
DD025421		0.24	1.22	33	0.05	11.40	133	<0.5	0.010
DD025422		0.16	0.51	46	0.14	3.74	51	<0.5	0.001
DD025423		0.17	0.82	28	0.05	7.40	94	1.3	0.009
DD025424		0.31	0.87	33	0.05	9.13	161	<0.5	0.003
DD025425		0.27	1.81	30	0.05	17.60	204	1.9	0.007
DD025426		0.23	1.21	31	0.08	15.15	138	1.7	0.004
DD025427		0.31	2.62	58	0.09	28.3	212	3.5	0.007
DD025428		0.23	0.73	66	0.17	3.00	118	1.8	0.001
DD025429		0.21	0.69	66	0.11	4.97	127	0.7	0.003
DD025430		0.18	0.58	29	0.08	2.73	55	<0.5	0.005
DD025431		0.13	0.58	15	0.05	5.00	88	<0.5	0.001
DD025432		0.27	2.15	50	0.15	11.45	54	<0.5	0.002
DD025433		1.34	1.10	148	0.20	5.06	85	<0.5	0.007
DD025434		0.14	0.83	39	<0.05	3.44	104	2.0	0.001
DD025435		0.14	0.90	37	<0.05	6.13	133	3.0	0.001
DD025436		0.16	0.60	50	0.17	3.65	66	<0.5	<0.001
DD025437		0.13	1.39	40	0.12	14.70	113	0.5	0.004
DD025438		0.16	0.43	64	0.13	2.54	95	0.5	<0.001
DD025439		0.17	1.00	51	0.12	6.08	115	<0.5	0.002
DD025440		0.21	1.46	64	0.11	7.00	146	<0.5	0.003
DD025441		0.20	2.06	55	0.13	12.00	149	0.7	0.004
DD025442		0.09	1.65	35	0.12	2.45	41	<0.5	<0.001
DD025443		0.23	2.10	51	0.17	4.61	104	<0.5	0.002
DD025444		0.67	5.65	95	0.08	13.55	322	7.4	0.010
DD025445		0.35	1.92	91	0.07	5.52	272	<0.5	0.003
DD025446		0.25	0.71	60	0.10	1.90	126	<0.5	0.001
DD025447		0.17	1.09	69	0.10	4.48	156	<0.5	0.003
DD025448		0.23	0.69	93	0.07	2.77	134	<0.5	0.001

***** See Appendix Page for comments regarding this certificate *****

ALS Canada Ltd.
2103 Dollarton Hwy
North Vancouver BC V7H 0A7
Phone: +1 (604) 984 0221 Fax: +1 (604) 984 0218
www.alsglobal.com

To: **STRATEGIC METALS LTD.**
C/ O ARCHER, CATHRO & ASSOCIATES (1981) LIMITED
1016- 510 W HASTINGS ST
VANCOUVER BC V6B 1L8

Finalized Date: 26- JUL- 2017
Account: MTT

Project: ROD

CERTIFICATE OF ANALYSIS WH17126154

Sample Description	Method	WEI- 21	ME- MS41	ME- MS41	ME- MS41	ME- MS41	ME- MS41	ME- MS41	ME- MS41	ME- MS41	ME- MS41	ME- MS41	ME- MS41	ME- MS41	ME- MS41	ME- MS41
	Analyte	Recvd Wt.	Ag	Al	As	Au	B	Ba	Be	Bi	Ca	Cd	Ce	Co	Cr	Cs
	Units	kg	ppm	%	ppm	ppm	ppm	ppm	ppm	ppm	%	ppm	ppm	ppm	ppm	ppm
	LOR	0.02	0.01	0.01	0.1	0.02	10	10	0.05	0.01	0.01	0.01	0.02	0.1	1	0.05
DD025449		0.28	0.07	1.44	19.0	<0.02	<10	210	0.31	0.26	0.03	0.23	26.7	8.4	23	2.57
DD025450		0.38	0.10	1.47	15.5	<0.02	<10	200	0.33	0.25	0.06	0.38	30.1	10.5	25	3.01
DD025451		0.30	0.18	1.04	14.1	<0.02	<10	480	0.37	0.22	0.27	2.66	25.8	12.2	21	3.81
DD025452		0.25	0.40	1.18	194.5	0.03	<10	770	0.52	0.36	0.40	0.93	26.5	12.4	33	2.42
DD025453		0.33	1.40	0.95	332	<0.02	<10	170	0.22	0.26	0.02	0.85	26.5	4.4	18	2.84
DD025454		0.33	6.01	1.41	503	<0.02	<10	660	1.01	0.29	0.28	20.9	25.8	9.3	27	4.69
DD025455		0.33	0.23	1.20	20.5	<0.02	<10	420	0.52	0.23	0.15	0.77	34.0	13.3	26	2.15
DD025456		0.26	7.21	1.41	52.5	<0.02	10	2360	1.48	0.20	2.43	7.86	43.2	16.5	102	2.92
DD025457		0.24	2.09	0.59	93.3	<0.02	10	470	0.37	0.22	0.31	5.61	28.7	14.1	19	8.72
DD025458		0.29	1.12	0.76	7.1	<0.02	10	2440	0.39	0.21	0.06	1.02	35.6	23.7	7	3.14
DD025459		0.33	3.42	0.69	134.0	<0.02	<10	1890	0.99	0.26	0.47	11.80	45.6	10.0	41	1.95
DD025460		0.32	2.70	1.59	52.7	<0.02	10	1920	1.47	0.15	0.92	10.35	39.1	9.1	99	1.48
DD025461		0.29	0.19	0.82	6.9	<0.02	<10	680	0.36	0.26	0.02	0.40	45.8	11.9	9	1.49
DD025462		0.27	0.78	0.65	27.6	<0.02	<10	420	0.58	0.20	0.33	0.68	71.1	3.4	13	2.29
DD025463		0.32	0.69	1.06	46.1	<0.02	<10	170	0.60	0.23	0.13	0.79	24.3	11.4	23	6.42
DD025464		0.20	0.15	1.17	24.0	<0.02	<10	210	0.42	0.25	0.05	0.27	26.2	5.3	18	4.84
DD025465		0.31	0.28	0.41	13.5	<0.02	<10	150	0.33	0.35	0.01	1.23	36.5	10.9	6	1.45
DD025466		0.29	0.30	0.33	8.4	<0.02	<10	1050	0.25	0.36	0.14	0.27	29.0	11.0	6	1.83
DD025467		0.28	0.09	0.39	6.2	<0.02	<10	120	0.31	0.35	0.02	0.28	38.6	14.3	4	1.08
DD025468		0.32	0.10	0.27	5.9	<0.02	<10	650	0.31	0.40	0.10	0.51	46.7	18.3	3	1.22
DD025469		0.27	0.06	0.50	5.4	<0.02	<10	230	0.22	0.31	0.03	0.39	37.7	9.6	6	0.67
DD025470		0.36	7.79	1.19	30.3	<0.02	10	2940	1.35	0.20	1.56	10.65	31.5	5.3	133	1.47
DD025471		0.27	0.19	0.96	7.4	<0.02	<10	350	0.62	0.33	0.01	0.36	39.4	9.6	13	1.45
DD025472		0.25	0.64	0.56	8.3	<0.02	<10	1210	0.30	0.34	0.09	0.94	40.7	13.8	6	3.23
DD025473		0.33	0.53	0.44	14.6	<0.02	<10	980	0.41	0.23	0.11	1.05	39.3	7.5	10	2.42
DD025474		0.41	0.49	2.01	33.9	<0.02	<10	640	1.15	0.31	0.23	3.70	45.2	21.8	32	4.73
DD025475		0.33	0.31	1.62	26.2	<0.02	<10	370	0.84	0.33	0.21	1.31	31.0	27.7	31	5.55
DD025476		0.40	0.23	1.45	27.2	<0.02	<10	220	0.62	0.31	0.13	1.06	31.9	15.6	27	4.28
DD025477		0.38	0.47	1.54	24.1	<0.02	<10	210	0.82	0.34	0.05	2.85	29.2	23.6	30	3.87

***** See Appendix Page for comments regarding this certificate *****

ALS Canada Ltd.
2103 Dollarton Hwy
North Vancouver BC V7H 0A7
Phone: +1 (604) 984 0221 Fax: +1 (604) 984 0218
www.alsglobal.com

To: **STRATEGIC METALS LTD.**
C/ O ARCHER, CATHRO & ASSOCIATES (1981) LIMITED
1016- 510 W HASTINGS ST
VANCOUVER BC V6B 1L8

Finalized Date: 26- JUL- 2017
Account: MTT

Project: ROD

CERTIFICATE OF ANALYSIS WH17126154

Sample Description	Method	ME- MS41	ME- MS41	ME- MS41	ME- MS41	ME- MS41	ME- MS41	ME- MS41	ME- MS41	ME- MS41	ME- MS41	ME- MS41	ME- MS41	ME- MS41	ME- MS41	ME- MS41
	Analyte	Cu	Fe	Ga	Ge	Hf	Hg	In	K	La	Li	Mg	Mn	Mo	Na	Nb
	Units	ppm	%	ppm	ppm	ppm	ppm	ppm	%	ppm	ppm	%	ppm	ppm	%	ppm
	LOR	0.2	0.01	0.05	0.05	0.02	0.01	0.005	0.01	0.2	0.1	0.01	5	0.05	0.01	0.05
DD025449		40.1	3.30	8.36	<0.05	<0.02	0.03	0.029	0.15	14.8	10.2	0.39	731	2.72	0.01	0.37
DD025450		46.8	3.06	6.85	0.05	<0.02	0.06	0.032	0.11	16.0	14.6	0.36	818	2.54	0.01	0.35
DD025451		67.0	2.50	5.16	<0.05	<0.02	0.07	0.031	0.26	15.0	8.8	0.44	2340	5.10	0.01	0.07
DD025452		173.0	4.65	6.36	0.05	<0.02	0.10	0.041	0.17	16.9	9.4	0.32	739	2.37	0.01	0.41
DD025453		37.1	2.37	6.65	<0.05	<0.02	0.14	0.026	0.11	15.2	3.2	0.11	450	2.70	0.01	0.24
DD025454		155.0	3.81	4.99	0.06	<0.02	1.14	0.050	0.15	14.5	12.9	0.39	1750	5.03	0.01	0.33
DD025455		58.7	3.37	3.09	0.05	<0.02	0.11	0.034	0.12	17.8	12.3	0.39	518	4.38	0.01	0.21
DD025456		355	3.64	2.30	0.16	0.06	1.52	0.052	0.13	26.7	7.8	1.05	878	14.70	0.01	0.20
DD025457		144.0	3.60	2.30	0.06	<0.02	0.31	0.038	0.19	17.5	3.7	0.15	844	18.80	0.01	0.08
DD025458		107.0	4.58	0.88	0.07	0.03	0.28	0.032	0.08	17.2	3.7	0.16	1040	0.55	<0.01	<0.05
DD025459		196.5	3.76	2.42	0.10	0.05	1.82	0.077	0.14	29.8	3.1	0.11	357	54.4	<0.01	0.15
DD025460		182.0	2.11	4.88	0.10	0.15	0.60	0.037	0.18	26.9	16.7	2.00	182	50.3	<0.01	0.19
DD025461		48.8	3.89	2.64	0.07	0.02	0.06	0.026	0.12	23.7	4.7	0.10	304	3.47	<0.01	0.14
DD025462		19.2	3.56	3.24	0.09	<0.02	0.27	0.055	0.36	39.7	4.9	0.07	164	6.72	<0.01	0.91
DD025463		62.4	3.69	4.33	<0.05	<0.02	0.11	0.030	0.11	12.1	10.9	0.29	830	3.59	<0.01	0.25
DD025464		33.1	2.44	4.99	<0.05	<0.02	0.03	0.024	0.09	14.6	11.8	0.18	309	4.00	0.01	0.58
DD025465		68.5	4.27	1.77	0.06	<0.02	0.05	0.032	0.09	18.5	1.6	0.03	609	2.80	<0.01	0.19
DD025466		57.1	3.56	0.97	0.07	0.02	0.15	0.030	0.11	16.3	2.6	0.08	697	5.42	0.01	0.05
DD025467		82.4	4.61	0.75	0.07	0.02	0.05	0.028	0.09	18.9	1.7	0.03	959	1.56	0.01	0.07
DD025468		96.3	5.03	0.69	0.08	0.02	0.08	0.031	0.09	24.1	2.0	0.06	1240	1.43	<0.01	<0.05
DD025469		61.1	4.03	1.43	0.06	<0.02	0.05	0.023	0.08	19.0	2.8	0.05	709	1.04	0.01	0.14
DD025470		240	1.61	4.28	0.12	0.06	1.29	0.035	0.14	21.9	11.6	1.36	124	14.15	<0.01	0.16
DD025471		45.7	4.88	2.47	0.07	0.03	0.07	0.028	0.09	21.1	6.3	0.07	2440	1.12	0.01	0.29
DD025472		99.2	3.86	1.42	0.07	<0.02	0.23	0.032	0.12	22.1	3.7	0.12	336	5.14	0.01	0.06
DD025473		55.1	2.46	1.38	0.06	0.03	0.23	0.025	0.15	24.0	3.1	0.12	262	5.79	0.01	0.11
DD025474		118.0	4.45	5.82	0.08	0.03	0.12	0.040	0.18	22.5	27.9	0.96	4050	6.24	0.01	0.34
DD025475		91.4	4.09	5.04	0.05	0.05	0.08	0.039	0.18	15.4	28.5	0.85	1400	3.75	0.01	0.38
DD025476		69.5	3.58	5.52	0.07	<0.02	0.08	0.033	0.14	16.4	20.4	0.61	884	4.93	0.01	0.40
DD025477		98.8	3.75	5.67	0.05	0.03	0.06	0.040	0.17	14.2	18.0	0.55	1020	4.65	0.01	0.31

***** See Appendix Page for comments regarding this certificate *****

ALS Canada Ltd.
2103 Dollarton Hwy
North Vancouver BC V7H 0A7
Phone: +1 (604) 984 0221 Fax: +1 (604) 984 0218
www.alsglobal.com

To: **STRATEGIC METALS LTD.**
C/ O ARCHER, CATHRO & ASSOCIATES (1981) LIMITED
1016- 510 W HASTINGS ST
VANCOUVER BC V6B 1L8

Finalized Date: 26- JUL- 2017
Account: MTT

Project: ROD

CERTIFICATE OF ANALYSIS WH17126154

Sample Description	Method	ME- MS41	ME- MS41	ME- MS41	ME- MS41	ME- MS41	ME- MS41	ME- MS41	ME- MS41	ME- MS41	ME- MS41	ME- MS41	ME- MS41	ME- MS41	ME- MS41	ME- MS41
	Analyte	Ni	P	Pb	Rb	Re	S	Sb	Sc	Se	Sn	Sr	Ta	Te	Th	Ti
	Units	ppm	ppm	ppm	ppm	ppm	%	ppm	ppm	ppm	ppm	ppm	ppm	ppm	ppm	%
	LOR	0.2	10	0.2	0.1	0.001	0.01	0.05	0.1	0.2	0.2	0.2	0.01	0.01	0.2	0.005
DD025449		15.2	890	18.3	19.5	<0.001	0.02	1.39	1.2	0.5	0.7	6.2	<0.01	0.08	0.3	0.017
DD025450		17.5	960	18.0	19.1	<0.001	0.04	1.23	0.8	1.1	0.7	9.0	<0.01	0.06	<0.2	0.016
DD025451		19.9	2590	24.7	27.5	0.001	0.10	1.87	0.3	1.2	0.4	32.2	<0.01	0.08	0.2	<0.005
DD025452		34.9	1160	28.4	16.7	<0.001	0.09	2.88	1.2	1.9	0.5	33.5	<0.01	0.20	0.2	0.010
DD025453		12.7	780	518	14.3	<0.001	0.06	7.18	0.3	0.8	0.7	18.5	<0.01	0.08	<0.2	0.008
DD025454		27.0	2180	905	16.4	0.001	0.10	20.6	2.6	2.7	0.6	65.6	<0.01	0.11	0.5	0.012
DD025455		47.5	1220	29.3	11.0	<0.001	0.07	1.87	1.2	1.4	0.3	27.8	<0.01	0.06	0.4	0.006
DD025456		388	4110	13.9	10.4	0.005	0.15	11.25	6.4	11.7	0.8	225	0.01	0.22	1.9	0.008
DD025457		47.4	3150	70.4	14.2	0.007	0.23	7.29	0.7	5.7	0.3	65.3	<0.01	0.17	0.2	<0.005
DD025458		64.2	680	17.6	6.3	<0.001	0.07	1.08	5.0	1.6	<0.2	33.4	<0.01	0.07	2.2	<0.005
DD025459		213	2510	179.5	10.5	0.009	0.24	27.8	4.3	13.3	1.3	176.0	<0.01	0.26	1.4	0.005
DD025460		313	850	10.7	20.2	0.007	0.05	18.95	5.2	9.4	1.0	75.1	<0.01	0.15	2.5	0.020
DD025461		35.3	530	13.5	12.8	<0.001	0.09	0.89	3.9	0.8	0.3	22.4	<0.01	0.10	3.5	0.008
DD025462		16.0	2520	31.9	19.7	0.001	0.61	2.95	2.1	2.2	0.7	124.0	<0.01	0.06	4.9	0.007
DD025463		23.5	1620	114.5	13.8	<0.001	0.08	3.04	0.9	1.6	0.4	20.5	<0.01	0.09	0.2	0.015
DD025464		15.8	620	38.2	11.9	<0.001	0.03	2.15	1.4	1.4	0.6	10.6	<0.01	0.08	0.8	0.014
DD025465		37.7	570	27.9	7.6	<0.001	0.02	1.31	3.3	0.6	0.3	9.7	<0.01	0.12	1.2	<0.005
DD025466		42.8	1290	20.1	6.8	0.001	0.13	1.49	3.8	1.8	0.2	69.6	<0.01	0.17	1.7	0.005
DD025467		36.8	600	15.5	5.5	<0.001	0.02	0.91	4.3	0.8	<0.2	5.4	<0.01	0.14	2.8	<0.005
DD025468		51.4	280	16.0	5.1	<0.001	0.03	1.10	8.0	0.7	<0.2	8.8	<0.01	0.15	4.6	<0.005
DD025469		32.3	360	13.6	6.3	<0.001	0.02	0.88	4.0	0.6	0.2	8.2	<0.01	0.13	2.4	0.005
DD025470		308	1870	7.8	15.6	0.004	0.09	11.50	2.5	10.9	1.2	165.0	<0.01	0.16	0.6	0.011
DD025471		24.7	430	13.9	12.0	<0.001	0.02	1.02	6.7	0.8	0.4	6.5	0.01	0.10	3.4	0.005
DD025472		56.9	450	15.5	8.9	<0.001	0.08	2.31	3.5	1.8	0.2	45.1	<0.01	0.07	2.2	<0.005
DD025473		30.5	1130	24.3	7.9	0.003	0.18	2.53	2.5	2.0	0.2	66.3	<0.01	0.08	2.5	<0.005
DD025474		54.0	1720	40.6	21.1	0.001	0.10	2.81	2.4	2.1	0.5	45.9	<0.01	0.10	1.2	0.013
DD025475		43.5	1380	63.5	21.2	<0.001	0.02	2.86	3.0	1.7	0.4	23.3	<0.01	0.12	1.9	0.011
DD025476		34.5	1280	31.4	17.7	0.001	0.06	2.57	1.3	1.5	0.5	23.5	<0.01	0.09	0.4	0.021
DD025477		32.1	1840	29.9	20.4	<0.001	0.08	2.58	1.0	1.5	0.5	19.5	<0.01	0.10	0.4	0.009

***** See Appendix Page for comments regarding this certificate *****

ALS Canada Ltd.
2103 Dollarton Hwy
North Vancouver BC V7H 0A7
Phone: +1 (604) 984 0221 Fax: +1 (604) 984 0218
www.alsglobal.com

To: **STRATEGIC METALS LTD.**
C/ O ARCHER, CATHRO & ASSOCIATES (1981) LIMITED
1016- 510 W HASTINGS ST
VANCOUVER BC V6B 1L8

Finalized Date: 26- JUL- 2017
Account: MTT

Project: ROD

CERTIFICATE OF ANALYSIS WH17126154

Sample Description	Method	ME- MS41	ME- MS41	ME- MS41	ME- MS41	ME- MS41	ME- MS41	ME- MS41	Au- ICP21
	Analyte	Tl	U	V	W	Y	Zn	Zr	Au
	Units	ppm	ppm	ppm	ppm	ppm	ppm	ppm	ppm
	LOR	0.02	0.05	1	0.05	0.05	2	0.5	0.001
DD025449		0.19	0.51	89	0.12	2.41	91	<0.5	<0.001
DD025450		0.16	0.99	68	0.16	5.30	88	<0.5	0.001
DD025451		0.29	1.78	82	0.05	5.03	219	<0.5	0.009
DD025452		0.29	1.07	64	0.10	4.12	445	<0.5	0.041
DD025453		0.28	0.67	71	0.11	2.06	183	<0.5	0.001
DD025454		0.43	3.49	65	0.17	18.30	1070	<0.5	0.027
DD025455		0.30	1.99	43	0.13	10.75	192	<0.5	0.009
DD025456		0.56	14.70	228	0.30	64.3	762	3.0	0.008
DD025457		0.60	5.42	80	0.06	10.65	466	<0.5	0.017
DD025458		0.25	1.92	12	<0.05	21.2	214	1.4	0.015
DD025459		0.87	14.70	341	0.36	45.3	1230	2.8	0.020
DD025460		1.42	9.30	1020	0.37	40.1	1690	9.1	0.004
DD025461		0.20	2.08	21	<0.05	8.19	138	0.7	<0.001
DD025462		1.56	1.60	53	0.06	7.00	160	0.6	0.002
DD025463		0.23	1.28	61	0.14	6.85	180	<0.5	0.010
DD025464		0.24	1.02	67	0.19	3.56	112	<0.5	0.003
DD025465		0.15	0.95	17	0.06	4.05	287	<0.5	<0.001
DD025466		0.16	2.28	15	<0.05	9.53	123	0.5	0.004
DD025467		0.11	0.96	8	<0.05	8.19	141	0.5	0.001
DD025468		0.12	0.77	6	<0.05	17.95	184	0.6	0.002
DD025469		0.10	1.11	15	<0.05	5.53	144	<0.5	0.002
DD025470		0.52	13.65	536	0.40	46.4	1060	1.9	0.007
DD025471		0.15	0.69	26	0.09	8.88	89	0.7	0.002
DD025472		0.24	1.66	21	<0.05	12.05	175	<0.5	0.018
DD025473		0.28	2.79	31	<0.05	10.50	148	1.1	0.010
DD025474		0.41	3.41	103	0.14	18.80	288	0.9	0.006
DD025475		0.29	1.72	71	0.10	9.00	216	1.1	0.008
DD025476		0.29	1.76	85	0.27	7.83	178	<0.5	0.005
DD025477		0.22	1.83	75	0.11	7.13	180	0.8	0.006

***** See Appendix Page for comments regarding this certificate *****

ALS Canada Ltd.
2103 Dollarton Hwy
North Vancouver BC V7H 0A7
Phone: +1 (604) 984 0221 Fax: +1 (604) 984 0218
www.alsglobal.com

To: **STRATEGIC METALS LTD.**
C/ O ARCHER, CATHRO & ASSOCIATES (1981) LIMITED
1016- 510 W HASTINGS ST
VANCOUVER BC V6B 1L8

Project: ROD

Finalized Date: 26- JUL- 2017
Account: MTT

CERTIFICATE OF ANALYSIS WH17126154

CERTIFICATE COMMENTS

ANALYTICAL COMMENTS

	NSS is non- sufficient sample.
Applies to Method:	ALL METHODS
	Gold determinations by this method are semi- quantitative due to the small sample weight used (0.5g).
Applies to Method:	ME- MS41

LABORATORY ADDRESSES

	Processed at ALS Whitehorse located at 78 Mt. Sima Rd, Whitehorse, YT, Canada.
Applies to Method:	LOG- 22 SCR- 41 WEI- 21
	Processed at ALS Vancouver located at 2103 Dollarton Hwy, North Vancouver, BC, Canada.
Applies to Method:	Au- ICP21 ME- MS41

ALS Canada Ltd.

2103 Dollarton Hwy
North Vancouver BC V7H 0A7
Phone: +1 (604) 984 0221 Fax: +1 (604) 984 0218
www.alsglobal.com/geochemistry

To: **STRATEGIC METALS LTD.**
C/ O ARCHER, CATHRO & ASSOCIATES (1981) LIMITED
1016- 510 W HASTINGS ST
VANCOUVER BC V6B 1L8

Finalized Date: 31- OCT- 2017
Account: MTT

CERTIFICATE WH17203327

Project: ROD

This report is for 4 Rock samples submitted to our lab in Whitehorse, YT, Canada on 21- SEP- 2017.

The following have access to data associated with this certificate:

ANDREW CARNE	JOAN MARIACHER	JACK MORTON

SAMPLE PREPARATION

ALS CODE	DESCRIPTION
WEI- 21	Received Sample Weight
LOG- 21	Sample logging - ClientBarCode
CRU- 31	Fine crushing - 70% < 2mm
CRU- QC	Crushing QC Test
PUL- QC	Pulverizing QC Test
SPL- 21	Split sample - riffle splitter
PUL- 31	Pulverize split to 85% < 75 um

ANALYTICAL PROCEDURES

ALS CODE	DESCRIPTION	INSTRUMENT
Au- AA26	Ore Grade Au 50g FA AA finish	AAS
ME- MS41	Ultra Trace Aqua Regia ICP- MS	
Ag- OG46	Ore Grade Ag - Aqua Regia	ICP- AES
ME- OG46	Ore Grade Elements - AquaRegia	ICP- AES
Pb- OG46	Ore Grade Pb - Aqua Regia	ICP- AES
Pb- VOL70	Pb by Titration	

To: **STRATEGIC METALS LTD.**
ATTN: JOAN MARIACHER
C/ O ARCHER, CATHRO & ASSOCIATES (1981) LIMITED
1016- 510 W HASTINGS ST
VANCOUVER BC V6B 1L8

This is the Final Report and supersedes any preliminary report with this certificate number. Results apply to samples as submitted. All pages of this report have been checked and approved for release.

***** See Appendix Page for comments regarding this certificate *****

Signature: 

Colin Ramshaw, Vancouver Laboratory Manager

ALS Canada Ltd.

2103 Dollarton Hwy
North Vancouver BC V7H 0A7
Phone: +1 (604) 984 0221 Fax: +1 (604) 984 0218
www.alsglobal.com/geochemistry

To: **STRATEGIC METALS LTD.**
C/ O ARCHER, CATHRO & ASSOCIATES (1981) LIMITED
1016- 510 W HASTINGS ST
VANCOUVER BC V6B 1L8

Finalized Date: 31- OCT- 2017
Account: MTT

Project: ROD

CERTIFICATE OF ANALYSIS WH17203327

Sample Description	Method	WEI- 21	Au- AA26	ME- MS41	ME- MS41	ME- MS41	ME- MS41	ME- MS41	ME- MS41	ME- MS41	ME- MS41	ME- MS41	ME- MS41	ME- MS41	ME- MS41	ME- MS41
	Analyte	Recvd Wt.	Au	Ag	Al	As	Au	B	Ba	Be	Bi	Ca	Cd	Ce	Co	Cr
	Units	kg	ppm	ppm	%	ppm	ppm	ppm	ppm	ppm	ppm	%	ppm	ppm	ppm	ppm
	LOR	0.02	0.01	0.01	0.01	0.1	0.02	10	10	0.05	0.01	0.01	0.01	0.02	0.1	1
W590552		1.57	<0.01	>100	0.08	627	<0.02	<10	70	0.09	0.08	5.68	13.55	2.01	12.6	74
W590553		3.39	0.01	79.9	0.06	788	<0.02	<10	80	0.05	0.04	7.10	4.69	0.88	15.2	122
W590554		3.45	<0.01	4.50	0.10	609	<0.02	<10	120	0.11	0.01	5.73	0.74	0.95	47.1	228
W590555		6.20	<0.01	5.40	0.05	663	<0.02	<10	60	0.12	0.02	2.01	4.98	0.75	48.5	225

***** See Appendix Page for comments regarding this certificate *****

ALS Canada Ltd.

2103 Dollarton Hwy
North Vancouver BC V7H 0A7
Phone: +1 (604) 984 0221 Fax: +1 (604) 984 0218
www.alsglobal.com/geochemistry

To: **STRATEGIC METALS LTD.**
C/ O ARCHER, CATHRO & ASSOCIATES (1981) LIMITED
1016- 510 W HASTINGS ST
VANCOUVER BC V6B 1L8

Finalized Date: 31- OCT- 2017
Account: MTT

Project: ROD

CERTIFICATE OF ANALYSIS WH17203327

Sample Description	Method	ME- MS41	ME- MS41	ME- MS41	ME- MS41	ME- MS41	ME- MS41	ME- MS41	ME- MS41	ME- MS41	ME- MS41	ME- MS41	ME- MS41	ME- MS41	ME- MS41	ME- MS41
	Analyte	Cs	Cu	Fe	Ga	Ge	Hf	Hg	In	K	La	Li	Mg	Mn	Mo	Na
	Units	ppm	ppm	%	ppm	ppm	ppm	ppm	ppm	%	ppm	ppm	%	ppm	ppm	%
	LOR	0.05	0.2	0.01	0.05	0.05	0.02	0.01	0.005	0.01	0.2	0.1	0.01	5	0.05	0.01
W590552		0.22	195.0	4.06	0.20	<0.05	<0.02	1.46	0.013	0.02	0.8	0.9	4.90	2060	0.46	0.04
W590553		0.64	126.0	3.75	0.20	<0.05	<0.02	0.72	0.012	0.02	0.4	1.4	4.91	1720	0.23	<0.01
W590554		0.80	27.1	4.03	0.32	<0.05	<0.02	0.11	0.005	0.02	0.4	2.7	11.85	1260	0.06	<0.01
W590555		0.74	15.9	4.08	0.19	<0.05	<0.02	0.83	<0.005	0.02	0.4	1.5	14.20	922	0.08	<0.01

***** See Appendix Page for comments regarding this certificate *****

ALS Canada Ltd.

2103 Dollarton Hwy
North Vancouver BC V7H 0A7
Phone: +1 (604) 984 0221 Fax: +1 (604) 984 0218
www.alsglobal.com/geochemistry

To: **STRATEGIC METALS LTD.**
C/ O ARCHER, CATHRO & ASSOCIATES (1981) LIMITED
1016- 510 W HASTINGS ST
VANCOUVER BC V6B 1L8

Finalized Date: 31- OCT- 2017
Account: MTT

Project: ROD

CERTIFICATE OF ANALYSIS WH17203327

Sample Description	Method	ME- MS41	ME- MS41	ME- MS41	ME- MS41	ME- MS41	ME- MS41	ME- MS41	ME- MS41	ME- MS41	ME- MS41	ME- MS41	ME- MS41	ME- MS41	ME- MS41	ME- MS41
	Analyte	Nb	Ni	P	Pb	Rb	Re	S	Sb	Sc	Se	Sn	Sr	Ta	Te	Th
	Units	ppm	ppm	ppm	ppm	ppm	ppm	%	ppm	ppm	ppm	ppm	ppm	ppm	ppm	ppm
	LOR	0.05	0.2	10	0.2	0.1	0.001	0.01	0.05	0.1	0.2	0.2	0.2	0.01	0.01	0.2
W590552		<0.05	160.5	100	>10000	1.2	<0.001	4.34	456	1.6	9.0	0.2	570	<0.01	0.02	<0.2
W590553		<0.05	282	10	>10000	1.3	<0.001	1.03	87.0	1.6	1.1	<0.2	543	<0.01	0.01	<0.2
W590554		<0.05	662	10	4950	1.5	<0.001	0.18	8.39	4.0	0.3	<0.2	593	<0.01	<0.01	<0.2
W590555		<0.05	323	10	5370	1.5	<0.001	0.21	9.90	3.6	1.1	<0.2	164.5	<0.01	<0.01	<0.2

***** See Appendix Page for comments regarding this certificate *****

ALS Canada Ltd.

2103 Dollarton Hwy
North Vancouver BC V7H 0A7
Phone: +1 (604) 984 0221 Fax: +1 (604) 984 0218
www.alsglobal.com/geochemistry

To: **STRATEGIC METALS LTD.**
C/ O ARCHER, CATHRO & ASSOCIATES (1981) LIMITED
1016- 510 W HASTINGS ST
VANCOUVER BC V6B 1L8

Finalized Date: 31- OCT- 2017
Account: MTT

Project: ROD

CERTIFICATE OF ANALYSIS WH17203327

Sample Description	Method	ME- MS41	ME- MS41	ME- MS41	ME- MS41	ME- MS41	ME- MS41	ME- MS41	ME- MS41	Ag- OG46	Pb- OG46	Pb- VOL70
	Analyte	Ti	Tl	U	V	W	Y	Zn	Zr	Ag	Pb	Pb
	Units	%	ppm	ppm	ppm	ppm	ppm	ppm	ppm	ppm	%	%
	LOR	0.005	0.02	0.05	1	0.05	0.05	2	0.5	1	0.001	0.01
W590552		<0.005	0.09	0.56	6	<0.05	1.95	252	<0.5	367	>20.0	30.47
W590553		<0.005	0.05	0.34	7	<0.05	1.11	155	0.6		7.47	
W590554		<0.005	0.04	0.05	9	<0.05	1.42	71	<0.5			
W590555		<0.005	0.05	0.12	7	<0.05	1.00	358	<0.5			

***** See Appendix Page for comments regarding this certificate *****

ALS Canada Ltd.

2103 Dollarton Hwy
North Vancouver BC V7H 0A7
Phone: +1 (604) 984 0221 Fax: +1 (604) 984 0218
www.alsglobal.com/geochemistry

To: **STRATEGIC METALS LTD.**
C/ O ARCHER, CATHRO & ASSOCIATES (1981) LIMITED
1016- 510 W HASTINGS ST
VANCOUVER BC V6B 1L8

Project: ROD

Page: Appendix 1
Total # Appendix Pages: 1
Finalized Date: 31- OCT- 2017
Account: MTT

CERTIFICATE OF ANALYSIS WH17203327

CERTIFICATE COMMENTS

ANALYTICAL COMMENTS

Applies to Method: Gold determinations by this method are semi- quantitative due to the small sample weight used (0.5g).
ME- MS41

LABORATORY ADDRESSES

Applies to Method: Processed at ALS Whitehorse located at 78 Mt. Sima Rd, Whitehorse, YT, Canada.

CRU- 31	CRU- QC	LOG- 21	PUL- 31
PUL- QC	SPL- 21	WEI- 21	

Applies to Method: Processed at ALS Vancouver located at 2103 Dollarton Hwy, North Vancouver, BC, Canada.

Ag- OG46	Au- AA26	ME- MS41	ME- OG46
Pb- OG46	Pb- VOL70		

ALS Canada Ltd.

2103 Dollarton Hwy
North Vancouver BC V7H 0A7
Phone: +1 (604) 984 0221 Fax: +1 (604) 984 0218
www.alsglobal.com/geochemistry

To: **STRATEGIC METALS LTD.**
C/ O ARCHER, CATHRO & ASSOCIATES (1981) LIMITED
1016- 510 W HASTINGS ST
VANCOUVER BC V6B 1L8

Finalized Date: 15- OCT- 2017
Account: MTT

CERTIFICATE WH17203329

Project: Rod

This report is for 130 Soil samples submitted to our lab in Whitehorse, YT, Canada on 21- SEP- 2017.

The following have access to data associated with this certificate:

ANDREW CARNE	JOAN MARIACHER	JACK MORTON

SAMPLE PREPARATION

ALS CODE	DESCRIPTION
LOG- 22	Sample login - Rcd w/o BarCode
SCR- 41	Screen to - 180um and save both

ANALYTICAL PROCEDURES

ALS CODE	DESCRIPTION	INSTRUMENT
Au- ICP21	Au 30g FA ICP- AES Finish	ICP- AES
ME- MS41	Ultra Trace Aqua Regia ICP- MS	

To: **STRATEGIC METALS LTD.**
ATTN: JOAN MARIACHER
C/ O ARCHER, CATHRO & ASSOCIATES (1981) LIMITED
1016- 510 W HASTINGS ST
VANCOUVER BC V6B 1L8

This is the Final Report and supersedes any preliminary report with this certificate number. Results apply to samples as submitted. All pages of this report have been checked and approved for release.

***** See Appendix Page for comments regarding this certificate *****

Signature:

Colin Ramshaw, Vancouver Laboratory Manager

ALS Canada Ltd.
2103 Dollarton Hwy
North Vancouver BC V7H 0A7
Phone: +1 (604) 984 0221 Fax: +1 (604) 984 0218
www.alsglobal.com/geochemistry

To: **STRATEGIC METALS LTD.**
C/ O ARCHER, CATHRO & ASSOCIATES (1981) LIMITED
1016- 510 W HASTINGS ST
VANCOUVER BC V6B 1L8

Finalized Date: 15- OCT- 2017
Account: MTT

Project: Rod

CERTIFICATE OF ANALYSIS WH17203329

Sample Description	Method	Au- ICP21	ME- MS41	ME- MS41	ME- MS41	ME- MS41	ME- MS41	ME- MS41	ME- MS41	ME- MS41	ME- MS41	ME- MS41	ME- MS41	ME- MS41	ME- MS41	ME- MS41
	Analyte	Au	Ag	Al	As	Au	B	Ba	Be	Bi	Ca	Cd	Ce	Co	Cr	Cs
	Units	ppm	ppm	%	ppm	ppm	ppm	ppm	ppm	ppm	%	ppm	ppm	ppm	ppm	ppm
	LOR	0.001	0.01	0.01	0.1	0.02	10	10	0.05	0.01	0.01	0.01	0.02	0.1	1	0.05
YY01751		<0.001	0.13	1.96	10.1	<0.02	<10	30	1.75	0.51	0.05	0.04	27.6	32.9	29	4.87
YY01752		<0.001	0.03	1.96	11.5	<0.02	<10	40	1.03	0.49	0.03	0.05	21.8	18.6	28	2.51
YY01753		<0.001	0.07	1.67	6.8	<0.02	<10	60	1.07	0.41	0.05	0.10	19.90	16.1	26	7.53
YY01754		0.003	0.03	1.10	7.3	<0.02	<10	90	1.24	0.29	0.09	0.10	25.4	13.0	21	6.24
YY01755		<0.001	0.12	0.55	29.4	<0.02	10	150	1.11	0.36	1.27	0.69	21.2	28.7	11	1.92
YY01756		<0.001	0.03	0.55	4.6	<0.02	<10	90	0.50	0.28	0.04	0.08	33.3	18.1	14	7.67
YY01757		0.001	0.08	0.58	16.4	<0.02	<10	120	0.94	0.32	1.60	0.17	46.6	18.7	12	4.45
YY01758		<0.001	0.07	0.25	44.7	<0.02	<10	220	1.72	0.35	0.07	0.39	16.30	28.0	4	30.1
YY01759		0.003	0.10	0.75	26.4	<0.02	<10	90	0.60	0.27	0.07	0.34	18.15	18.7	16	13.00
YY01760		<0.001	0.08	0.16	55.8	<0.02	<10	60	0.85	0.38	5.54	0.22	12.15	14.6	4	3.79
YY01761		0.010	0.11	0.40	50.6	<0.02	10	130	0.79	0.31	2.05	0.51	21.4	13.3	8	2.07
YY01762		0.005	0.21	0.35	72.1	<0.02	10	60	1.16	0.35	5.40	0.49	27.8	20.5	9	5.05
YY01763		0.004	0.14	1.00	66.3	<0.02	<10	230	1.12	0.33	3.01	0.32	22.5	41.7	18	19.95
YY01764		0.002	0.05	1.90	7.4	<0.02	<10	70	0.98	0.39	0.09	0.39	27.8	37.3	25	8.81
YY01765		0.005	0.05	2.10	0.8	<0.02	<10	90	1.18	0.38	0.07	0.38	49.4	46.0	28	12.85
YY01766		0.005	0.14	1.92	20.1	<0.02	<10	90	1.12	0.28	0.17	0.52	37.0	42.1	25	6.09
YY01767		0.003	0.08	3.00	1.5	<0.02	<10	160	0.89	0.25	0.29	0.29	41.1	34.9	41	2.09
YY01768		0.007	0.15	2.11	2.6	<0.02	<10	140	0.95	0.26	0.34	0.24	8.92	39.7	31	1.79
YY01769		<0.001	0.07	1.44	98.5	<0.02	<10	1080	0.88	0.25	0.75	0.46	38.6	45.9	74	3.86
YY01770		0.004	0.27	0.48	195.0	<0.02	<10	130	1.40	0.54	1.14	0.22	22.0	99.6	85	13.95
YY01771		<0.001	0.01	0.22	0.3	<0.02	90	<10	<0.05	<0.01	0.29	0.01	0.76	89.2	528	<0.05
YY01772		<0.001	0.03	0.32	0.3	<0.02	70	<10	<0.05	<0.01	0.50	0.08	0.50	98.5	986	<0.05
YY01773		0.002	0.06	2.22	19.0	<0.02	10	180	1.77	0.68	0.25	0.06	21.4	48.8	212	12.75
YY01774		<0.001	<0.01	1.26	1.7	<0.02	<10	160	0.62	0.45	0.02	0.02	2.11	20.9	30	13.00
YY01775		<0.001	0.58	0.74	11.7	<0.02	<10	130	1.12	0.26	0.10	1.09	66.0	20.7	17	7.51
YY01776		0.001	0.74	0.30	28.6	<0.02	<10	120	0.66	0.21	0.47	0.96	42.2	23.3	9	2.82
YY01777		0.001	0.26	1.91	16.5	<0.02	<10	190	0.63	0.19	0.04	0.60	69.8	17.0	46	1.89
YY01778		<0.001	0.19	0.59	12.9	<0.02	<10	150	0.51	0.11	0.37	0.62	87.4	26.8	12	3.90
YY01779		0.010	0.50	0.60	44.0	<0.02	<10	160	0.64	0.25	0.41	2.69	41.9	28.2	16	3.40
YY01780		0.013	0.26	0.83	19.3	<0.02	<10	270	0.33	0.21	0.23	0.95	46.2	23.3	21	4.38
YY01781		0.006	0.22	1.19	37.9	<0.02	<10	1530	0.68	0.31	0.07	0.87	31.5	25.3	43	4.79
YY01782		0.007	0.45	1.42	23.5	<0.02	<10	210	0.42	0.19	0.10	0.55	58.8	18.5	22	3.92
YY01783		0.001	0.64	0.85	11.5	<0.02	<10	290	0.94	0.35	0.33	0.66	49.7	18.4	18	4.03
YY01784		0.002	0.33	1.48	11.4	<0.02	<10	510	0.72	0.22	0.38	0.42	43.2	20.6	133	3.90
YY01785		0.005	0.27	1.33	29.7	<0.02	<10	2890	0.61	0.24	0.06	0.87	36.1	10.3	20	1.16
YY01789		0.002	0.40	0.31	64.6	<0.02	<10	80	0.74	0.28	0.12	0.76	68.1	30.0	6	2.60
YY01790		0.011	1.62	0.27	224	<0.02	<10	190	0.62	0.34	0.21	1.47	56.6	28.1	9	1.95
YY01791		0.009	1.33	0.40	151.0	<0.02	<10	180	0.69	0.32	0.26	1.69	69.2	35.1	22	3.19
YY01792		0.006	1.66	0.46	87.5	<0.02	<10	200	0.72	0.23	0.42	1.75	62.6	35.9	8	3.43
YY01793		0.007	1.13	0.34	133.0	<0.02	<10	340	0.60	0.27	0.64	1.05	39.0	24.0	9	3.06

***** See Appendix Page for comments regarding this certificate *****

ALS Canada Ltd.
2103 Dollarton Hwy
North Vancouver BC V7H 0A7
Phone: +1 (604) 984 0221 Fax: +1 (604) 984 0218
www.alsglobal.com/geochemistry

To: **STRATEGIC METALS LTD.**
C/ O ARCHER, CATHRO & ASSOCIATES (1981) LIMITED
1016- 510 W HASTINGS ST
VANCOUVER BC V6B 1L8

Finalized Date: 15- OCT- 2017
Account: MTT

Project: Rod

CERTIFICATE OF ANALYSIS WH17203329

Sample Description	Method	ME- MS41	ME- MS41	ME- MS41	ME- MS41	ME- MS41	ME- MS41	ME- MS41	ME- MS41	ME- MS41	ME- MS41	ME- MS41	ME- MS41	ME- MS41	ME- MS41	ME- MS41
	Analyte	Cu	Fe	Ga	Ge	Hf	Hg	In	K	La	Li	Mg	Mn	Mo	Na	Nb
	Units	ppm	%	ppm	ppm	ppm	ppm	ppm	%	ppm	ppm	%	ppm	ppm	%	ppm
	LOR	0.2	0.01	0.05	0.05	0.02	0.01	0.005	0.01	0.2	0.1	0.01	5	0.05	0.01	0.05
YY01751		43.2	5.05	6.31	0.05	0.10	0.03	0.038	0.08	11.3	56.1	0.70	1440	0.54	0.01	0.05
YY01752		19.0	4.30	6.12	<0.05	0.03	0.01	0.029	0.06	10.0	44.3	0.61	424	0.68	0.01	0.20
YY01753		27.1	3.74	5.17	<0.05	0.03	0.04	0.020	0.10	9.3	49.2	0.46	736	0.82	0.01	0.46
YY01754		44.1	3.32	3.38	<0.05	0.02	0.03	0.019	0.07	11.6	23.3	0.36	418	1.24	0.01	0.65
YY01755		59.1	4.99	1.46	0.05	0.03	0.12	0.032	0.09	9.8	6.2	0.15	3610	0.90	0.01	0.14
YY01756		19.8	3.47	2.70	0.05	<0.02	0.03	0.014	0.10	15.9	4.6	0.11	1140	1.04	0.01	0.27
YY01757		20.1	3.58	1.72	0.08	0.04	0.11	0.033	0.07	27.3	4.9	0.45	1290	0.64	0.01	0.27
YY01758		20.9	3.84	0.59	0.05	0.08	0.36	0.026	0.12	5.7	0.9	0.04	448	0.15	0.01	<0.05
YY01759		31.8	4.58	2.93	<0.05	<0.02	0.09	0.030	0.06	8.0	6.4	0.16	1300	1.44	0.01	0.36
YY01760		41.8	3.22	0.43	<0.05	0.06	0.12	0.042	0.05	4.8	0.8	0.10	489	0.41	0.01	<0.05
YY01761		35.2	2.98	1.03	0.05	0.09	0.19	0.038	0.06	9.9	2.0	0.09	421	0.79	0.01	0.14
YY01762		76.3	3.84	0.99	0.07	0.14	0.23	0.036	0.09	11.9	1.6	1.91	336	6.95	0.01	0.07
YY01763		131.5	8.02	2.52	0.06	0.04	0.15	0.039	0.09	10.9	8.0	0.72	816	0.93	0.01	0.10
YY01764		92.3	5.53	5.21	0.06	0.03	0.04	0.040	0.08	12.5	35.4	0.79	692	1.13	0.01	0.21
YY01765		156.0	6.37	5.76	0.09	0.02	0.06	0.028	0.07	22.8	32.0	0.74	695	0.94	0.01	0.23
YY01766		86.1	5.55	5.06	0.07	0.04	0.15	0.040	0.05	16.0	29.3	0.85	954	2.81	0.01	0.34
YY01767		149.0	6.46	9.35	0.07	0.03	0.08	0.034	0.08	17.5	40.6	1.85	1130	0.75	0.01	0.22
YY01768		199.5	8.45	5.90	0.07	0.03	0.14	0.084	0.04	4.5	47.5	1.05	983	0.66	0.01	0.08
YY01769		18.3	7.83	3.71	0.08	0.03	0.36	0.081	0.06	17.8	9.8	0.52	2840	1.57	0.01	0.45
YY01770		109.5	5.40	1.42	0.06	0.04	0.31	0.052	0.08	9.8	5.2	0.75	899	2.04	0.01	0.06
YY01771		5.6	3.63	0.26	0.12	<0.02	0.01	<0.005	<0.01	0.3	0.9	24.8	507	0.06	0.01	<0.05
YY01772		3.2	4.03	0.41	0.12	<0.02	0.01	<0.005	<0.01	0.2	1.2	23.2	402	<0.05	0.01	<0.05
YY01773		43.5	5.34	6.08	0.07	0.08	0.05	0.026	0.10	8.8	58.8	3.57	770	0.55	0.01	0.06
YY01774		12.2	5.36	3.42	<0.05	0.02	0.01	0.019	0.07	0.6	37.2	0.79	704	0.43	0.01	0.16
YY01775		48.5	4.10	2.05	0.09	0.05	0.17	0.029	0.10	34.0	8.4	0.16	1180	6.94	0.01	0.14
YY01776		54.9	5.77	0.80	0.10	0.23	0.58	0.030	0.08	22.9	2.1	0.16	1060	27.5	<0.01	<0.05
YY01777		55.1	7.30	6.34	0.09	0.05	0.15	0.040	0.21	33.3	21.6	0.50	379	6.76	0.04	0.21
YY01778		37.8	6.03	1.64	0.12	0.03	0.22	0.036	0.08	42.5	4.8	0.09	1880	4.07	0.01	0.15
YY01779		129.0	4.94	1.51	0.09	0.07	0.61	0.046	0.08	19.2	3.4	0.05	2010	18.00	<0.01	0.08
YY01780		130.0	4.35	3.28	0.08	0.02	0.17	0.036	0.11	23.0	6.7	0.15	3440	7.57	0.01	0.18
YY01781		71.6	5.79	3.02	0.08	0.03	0.09	0.038	0.13	16.6	9.5	0.38	796	11.50	<0.01	0.33
YY01782		68.4	4.79	4.23	0.09	0.02	0.16	0.033	0.10	29.1	11.7	0.25	565	7.26	0.02	0.38
YY01783		55.7	3.46	2.70	0.08	0.10	0.28	0.029	0.12	26.3	14.3	0.30	673	6.92	0.01	0.06
YY01784		44.8	3.76	4.93	0.07	0.05	0.20	0.031	0.12	21.7	26.4	1.55	397	4.97	0.01	0.38
YY01785		45.1	3.18	4.29	0.06	<0.02	0.07	0.035	0.10	20.1	10.6	0.19	428	12.95	<0.01	0.66
YY01789		92.7	6.52	0.99	0.10	0.02	0.24	0.037	0.11	33.6	1.0	0.04	523	11.15	<0.01	<0.05
YY01790		100.5	5.30	0.91	0.10	0.03	0.53	0.035	0.10	29.4	1.0	0.06	648	12.95	0.01	<0.05
YY01791		112.5	5.88	1.14	0.12	0.03	0.53	0.042	0.11	33.5	2.0	0.16	841	8.69	0.01	<0.05
YY01792		109.5	7.08	1.10	0.13	0.04	0.77	0.055	0.12	29.3	1.9	0.06	727	6.12	0.01	0.05
YY01793		89.2	4.95	1.03	0.08	0.07	0.46	0.035	0.12	21.0	1.3	0.17	560	9.28	0.01	0.07

***** See Appendix Page for comments regarding this certificate *****

ALS Canada Ltd.
2103 Dollarton Hwy
North Vancouver BC V7H 0A7
Phone: +1 (604) 984 0221 Fax: +1 (604) 984 0218
www.alsglobal.com/geochemistry

To: **STRATEGIC METALS LTD.**
C/ O ARCHER, CATHRO & ASSOCIATES (1981) LIMITED
1016- 510 W HASTINGS ST
VANCOUVER BC V6B 1L8

Finalized Date: 15- OCT- 2017
Account: MTT

Project: Rod

CERTIFICATE OF ANALYSIS WH17203329

Sample Description	Method	ME- MS41	ME- MS41	ME- MS41	ME- MS41	ME- MS41	ME- MS41	ME- MS41	ME- MS41	ME- MS41	ME- MS41	ME- MS41	ME- MS41	ME- MS41	ME- MS41	ME- MS41
	Analyte	Ni	P	Pb	Rb	Re	S	Sb	Sc	Se	Sn	Sr	Ta	Te	Th	Ti
	Units	ppm	ppm	ppm	ppm	ppm	%	ppm	ppm	ppm	ppm	ppm	ppm	ppm	ppm	%
	LOR	0.2	10	0.2	0.1	0.001	0.01	0.05	0.1	0.2	0.2	0.2	0.01	0.01	0.2	0.005
YY01751		42.5	380	76.7	7.3	<0.001	0.01	0.34	5.0	<0.2	0.5	20.4	<0.01	0.05	7.7	0.005
YY01752		34.9	390	49.7	5.7	<0.001	0.01	0.28	3.4	0.2	0.4	15.5	<0.01	0.03	4.6	0.005
YY01753		27.4	410	34.6	12.0	<0.001	0.03	0.41	2.1	0.2	0.5	12.2	<0.01	0.04	3.1	0.015
YY01754		25.3	360	20.0	7.0	<0.001	0.02	0.70	1.8	0.3	0.4	10.9	<0.01	0.06	1.8	0.032
YY01755		40.9	500	87.8	6.0	<0.001	0.04	0.76	4.1	0.4	0.2	33.1	<0.01	0.05	1.0	0.006
YY01756		19.6	450	17.8	11.4	<0.001	0.03	0.48	1.3	<0.2	0.4	6.6	<0.01	0.04	0.6	0.020
YY01757		24.7	780	20.3	7.2	<0.001	0.03	0.65	7.4	0.2	0.3	22.8	<0.01	0.10	2.5	0.010
YY01758		64.7	260	31.6	11.6	<0.001	0.04	0.66	4.3	0.2	0.2	32.6	<0.01	0.01	5.8	<0.005
YY01759		34.3	640	40.9	10.1	<0.001	0.06	1.40	1.9	0.5	0.4	8.7	<0.01	0.05	0.4	0.020
YY01760		31.6	570	23.4	3.9	<0.001	0.02	0.79	6.1	0.2	<0.2	225	<0.01	0.16	4.6	<0.005
YY01761		29.0	1000	71.2	5.1	<0.001	0.07	1.77	4.6	0.4	0.2	111.5	<0.01	0.07	2.6	<0.005
YY01762		54.9	1230	31.7	5.7	0.001	0.02	1.25	6.0	1.5	0.5	128.0	<0.01	0.04	10.3	<0.005
YY01763		67.8	840	17.0	8.5	0.001	0.01	0.81	9.0	0.7	0.2	198.0	<0.01	0.18	3.2	0.005
YY01764		47.8	590	20.9	7.6	0.001	0.03	0.57	4.4	0.4	0.3	16.4	<0.01	0.24	2.5	0.005
YY01765		50.9	510	28.9	5.9	<0.001	0.02	0.27	4.0	<0.2	0.3	16.6	<0.01	0.18	3.2	0.008
YY01766		47.6	540	26.9	5.7	<0.001	0.02	0.90	6.3	0.5	0.3	23.8	<0.01	0.16	3.6	0.013
YY01767		52.1	790	14.8	7.5	<0.001	0.03	0.25	8.0	0.3	0.2	10.7	<0.01	0.10	1.8	0.010
YY01768		67.0	710	8.9	2.5	0.001	0.01	0.16	23.6	0.5	0.2	11.3	<0.01	0.15	1.8	<0.005
YY01769		799	580	12.5	8.4	<0.001	0.04	1.83	8.7	0.4	0.4	27.9	0.01	0.08	2.1	0.012
YY01770		840	670	23.7	6.8	<0.001	0.04	3.23	10.0	0.5	0.3	81.5	<0.01	0.07	5.9	<0.005
YY01771		1905	20	0.3	0.1	0.001	0.06	<0.05	5.4	<0.2	<0.2	10.8	<0.01	<0.01	<0.2	0.005
YY01772		2010	20	0.6	0.1	<0.001	0.04	<0.05	5.4	<0.2	<0.2	12.6	<0.01	<0.01	<0.2	0.006
YY01773		411	360	29.5	8.3	<0.001	0.02	0.26	4.8	<0.2	0.4	27.0	<0.01	0.03	6.1	<0.005
YY01774		41.6	150	22.0	6.2	<0.001	<0.01	0.25	2.2	<0.2	0.5	5.6	<0.01	0.02	8.7	0.014
YY01775		59.6	560	21.4	9.1	0.003	0.02	1.30	4.9	2.1	0.3	11.4	<0.01	0.04	6.6	0.005
YY01776		84.1	930	29.4	4.6	0.001	0.04	6.36	8.3	12.6	<0.2	25.8	<0.01	0.03	6.9	<0.005
YY01777		53.8	1750	30.9	13.5	0.001	0.59	2.09	3.4	2.5	0.3	64.9	<0.01	0.07	4.3	0.005
YY01778		48.1	1840	14.7	5.7	<0.001	0.03	0.68	7.7	0.7	0.2	17.8	<0.01	0.03	3.2	0.005
YY01779		84.4	2820	25.1	6.0	0.003	0.01	3.07	9.2	2.0	0.4	18.8	<0.01	0.12	3.4	<0.005
YY01780		50.6	2340	17.6	11.4	0.001	0.02	2.53	4.4	1.2	0.3	15.2	<0.01	0.14	1.0	0.008
YY01781		118.0	1230	33.2	12.2	0.001	0.07	2.86	4.9	3.0	0.4	150.0	<0.01	0.15	3.2	0.012
YY01782		55.2	2100	23.9	9.3	0.001	0.13	1.58	1.9	1.7	0.3	28.1	<0.01	0.07	0.9	0.012
YY01783		60.8	780	23.1	8.7	0.001	0.03	1.27	5.1	1.0	0.3	32.7	<0.01	0.06	9.9	<0.005
YY01784		255	960	16.9	12.9	0.001	0.07	1.07	4.4	0.9	0.5	38.4	<0.01	0.06	3.2	0.009
YY01785		45.2	680	14.8	16.1	<0.001	0.08	3.05	2.1	1.3	0.6	34.1	<0.01	0.07	0.9	0.015
YY01789		104.0	1550	55.5	6.9	0.001	0.03	3.23	3.8	2.6	0.2	11.2	<0.01	0.08	1.4	<0.005
YY01790		111.0	1340	105.5	5.9	0.002	0.05	7.85	3.7	2.6	0.2	29.3	<0.01	0.10	2.2	<0.005
YY01791		162.5	1700	95.8	7.5	0.001	0.05	5.32	4.9	2.7	0.2	36.2	<0.01	0.09	1.9	<0.005
YY01792		112.5	1990	90.5	7.9	0.001	0.07	3.03	8.1	3.8	0.2	32.0	<0.01	0.06	2.4	<0.005
YY01793		91.9	1320	119.0	9.0	0.001	0.07	4.35	5.0	2.6	0.2	39.5	<0.01	0.08	1.7	<0.005

***** See Appendix Page for comments regarding this certificate *****

ALS Canada Ltd.
2103 Dollarton Hwy
North Vancouver BC V7H 0A7
Phone: +1 (604) 984 0221 Fax: +1 (604) 984 0218
www.alsglobal.com/geochemistry

To: **STRATEGIC METALS LTD.**
C/ O ARCHER, CATHRO & ASSOCIATES (1981) LIMITED
1016- 510 W HASTINGS ST
VANCOUVER BC V6B 1L8

Finalized Date: 15- OCT- 2017
Account: MTT

Project: Rod

CERTIFICATE OF ANALYSIS WH17203329

Sample Description	Method	ME- MS41	ME- MS41	ME- MS41	ME- MS41	ME- MS41	ME- MS41	ME- MS41
	Analyte	Tl	U	V	W	Y	Zn	Zr
	Units	ppm	ppm	ppm	ppm	ppm	ppm	ppm
	LOR	0.02	0.05	1	0.05	0.05	2	0.5
YY01751		0.08	1.27	19	<0.05	7.35	104	6.1
YY01752		0.04	0.92	20	0.05	5.31	91	1.1
YY01753		0.09	0.99	28	0.11	6.25	76	1.1
YY01754		0.06	0.82	35	0.19	4.99	61	0.5
YY01755		0.14	0.84	16	0.07	16.00	165	0.8
YY01756		0.07	0.55	25	0.12	2.95	59	<0.5
YY01757		0.24	0.65	18	0.11	18.85	72	1.1
YY01758		0.35	0.91	4	<0.05	9.20	99	4.2
YY01759		0.17	1.04	33	0.16	6.31	154	<0.5
YY01760		0.16	1.02	7	<0.05	12.85	134	3.4
YY01761		0.22	1.53	10	<0.05	16.50	170	3.5
YY01762		0.40	2.76	12	<0.05	14.80	202	9.8
YY01763		0.32	0.97	38	0.05	17.05	193	1.5
YY01764		0.11	0.36	35	0.07	8.21	89	1.0
YY01765		0.07	0.46	40	<0.05	10.85	94	0.9
YY01766		0.18	0.53	40	0.07	12.35	92	1.5
YY01767		0.06	0.26	78	<0.05	13.90	100	0.8
YY01768		0.03	0.25	74	<0.05	14.90	113	1.0
YY01769		0.21	0.78	68	0.14	19.70	90	0.7
YY01770		0.27	1.17	26	<0.05	13.15	91	1.5
YY01771		<0.02	<0.05	14	<0.05	0.44	18	<0.5
YY01772		0.03	<0.05	16	<0.05	0.23	12	<0.5
YY01773		0.10	1.55	21	<0.05	7.66	85	3.4
YY01774		0.07	0.71	24	0.05	4.45	94	1.2
YY01775		0.33	1.74	27	<0.05	14.50	124	2.7
YY01776		0.31	2.45	10	<0.05	24.0	207	16.2
YY01777		0.33	0.69	49	<0.05	5.81	134	2.1
YY01778		0.50	0.72	22	<0.05	31.3	131	0.8
YY01779		0.72	2.59	58	<0.05	40.9	303	4.9
YY01780		0.39	1.48	57	0.06	17.55	162	0.6
YY01781		0.16	1.78	36	0.09	18.30	314	1.0
YY01782		0.37	1.19	46	0.11	13.25	157	0.5
YY01783		0.23	1.20	18	<0.05	15.10	133	6.0
YY01784		0.20	0.98	46	0.07	11.10	120	1.5
YY01785		0.24	2.10	82	0.15	7.42	226	<0.5
YY01789		0.22	1.17	11	<0.05	14.50	188	<0.5
YY01790		0.26	1.20	16	<0.05	17.60	271	1.0
YY01791		0.26	1.15	16	<0.05	24.2	268	0.6
YY01792		0.25	1.00	15	<0.05	26.2	357	0.9
YY01793		0.27	1.36	16	<0.05	14.65	254	2.1

***** See Appendix Page for comments regarding this certificate *****

ALS Canada Ltd.
2103 Dollarton Hwy
North Vancouver BC V7H 0A7
Phone: +1 (604) 984 0221 Fax: +1 (604) 984 0218
www.alsglobal.com/geochemistry

To: **STRATEGIC METALS LTD.**
C/ O ARCHER, CATHRO & ASSOCIATES (1981) LIMITED
1016- 510 W HASTINGS ST
VANCOUVER BC V6B 1L8

Finalized Date: 15- OCT- 2017
Account: MTT

Project: Rod

CERTIFICATE OF ANALYSIS WH17203329

Sample Description	Method	Au- ICP21	ME- MS41	ME- MS41	ME- MS41	ME- MS41	ME- MS41	ME- MS41	ME- MS41	ME- MS41	ME- MS41	ME- MS41	ME- MS41	ME- MS41	ME- MS41	ME- MS41
	Analyte	Au	Ag	Al	As	Au	B	Ba	Be	Bi	Ca	Cd	Ce	Co	Cr	Cs
	Units	ppm	ppm	%	ppm	ppm	ppm	ppm	ppm	ppm	%	ppm	ppm	ppm	ppm	ppm
	LOR	0.001	0.01	0.01	0.1	0.02	10	10	0.05	0.01	0.01	0.01	0.02	0.1	1	0.05
YY01794		0.009	1.77	0.31	131.0	<0.02	<10	140	0.67	0.34	0.23	1.45	61.8	20.7	9	2.16
YY01795		0.003	0.14	0.27	51.3	<0.02	<10	70	0.36	0.36	0.11	0.50	51.3	19.0	8	2.80
YY01796		0.002	1.27	0.63	112.5	<0.02	<10	480	0.52	0.24	0.82	1.13	21.4	14.3	35	1.87
YY01797		0.001	0.04	1.89	17.0	<0.02	<10	50	1.46	0.59	0.02	0.03	19.40	24.8	25	5.64
YY01798		<0.001	0.04	1.38	5.2	<0.02	<10	30	1.29	0.71	0.03	0.02	14.30	19.1	17	3.98
YY01799		<0.001	0.02	1.80	0.3	<0.02	<10	60	1.76	0.30	0.03	<0.01	10.65	19.0	21	5.79
YY01800		0.001	0.02	0.54	14.2	<0.02	<10	60	0.80	0.49	0.02	0.12	21.5	22.2	7	8.24
YY01801		0.001	0.05	0.85	20.2	<0.02	<10	70	0.57	0.26	0.05	0.42	25.6	12.9	14	2.88
YY01802		0.003	0.39	0.67	42.2	<0.02	<10	110	0.98	0.24	1.55	0.83	33.6	12.3	13	1.13
YY01803		0.004	0.82	0.50	40.1	<0.02	<10	120	0.77	0.27	0.66	0.64	35.4	12.8	13	0.78
YY01804		0.007	0.10	0.81	12.7	<0.02	<10	100	0.85	0.39	0.03	0.27	18.55	27.1	13	1.99
YY01805		0.004	0.20	0.48	6.0	<0.02	<10	150	1.20	0.30	0.07	0.23	58.3	39.6	19	3.39
YY01806		0.003	0.02	2.10	0.4	<0.02	<10	40	1.04	0.41	0.07	0.40	61.9	43.1	26	3.64
YY01807		0.003	0.03	2.30	2.0	<0.02	<10	130	0.91	0.27	0.06	0.38	42.7	30.3	34	2.45
YY01808		0.006	0.06	2.48	6.4	<0.02	<10	130	0.92	0.24	0.10	0.32	39.3	55.2	37	3.91
YY01809		0.004	0.22	2.84	7.2	<0.02	<10	60	1.07	0.30	1.12	0.40	51.5	67.3	38	7.73
YY01810		0.003	0.14	0.19	26.0	<0.02	<10	70	0.95	0.37	2.35	0.49	9.47	32.9	3	5.68
YY01811		0.001	0.08	2.03	10.7	<0.02	<10	100	1.24	0.28	0.20	0.35	19.75	26.3	23	3.44
YY01812		<0.001	0.03	1.60	12.6	<0.02	<10	70	0.62	0.37	0.11	0.11	26.5	11.1	28	3.38
YY01813		<0.001	0.03	1.90	13.1	<0.02	<10	60	0.70	0.46	0.05	0.15	24.9	11.9	32	2.77
YY01814		<0.001	0.04	1.34	11.4	<0.02	<10	70	0.85	0.33	0.05	0.51	17.10	21.1	24	4.37
YY01815		<0.001	0.03	0.49	2.3	<0.02	10	50	0.13	0.05	0.03	0.12	5.41	129.5	519	0.40
YY01816		<0.001	0.07	1.58	12.5	<0.02	<10	100	0.40	0.35	0.05	0.22	33.3	12.8	54	5.50
YY01817		<0.001	0.03	1.29	21.9	<0.02	<10	60	0.85	0.63	0.02	0.13	13.35	21.2	26	5.43
YY01818		<0.001	0.04	1.43	9.0	<0.02	<10	80	0.54	0.30	0.03	0.17	17.05	17.4	28	7.11
YY01819		0.001	0.07	1.60	16.6	<0.02	<10	70	0.57	0.39	0.03	0.09	26.8	11.0	29	4.45
YY01820		0.005	0.83	1.07	17.9	<0.02	<10	110	0.86	0.26	0.22	1.32	42.5	15.1	19	2.11
YY01821		0.004	0.13	1.46	21.8	<0.02	<10	200	0.80	0.22	0.19	0.55	48.9	15.2	25	1.51
YY01822		0.002	0.15	1.18	90.9	<0.02	<10	120	1.01	0.33	0.09	0.97	45.7	18.8	27	2.34
YY01823		<0.001	0.22	3.01	27.5	<0.02	<10	170	1.21	0.20	0.08	0.95	29.8	25.2	108	2.77
YY01824		0.013	0.21	1.37	1190	<0.02	<10	190	1.22	0.39	0.11	3.15	25.5	30.4	32	6.32
YY01825		0.003	0.09	1.63	43.0	<0.02	<10	160	0.80	0.20	0.15	0.46	51.0	15.5	35	1.37
YY01826		<0.001	0.07	0.98	239	<0.02	10	250	0.92	0.14	0.29	0.75	96.3	30.9	19	5.48
YY01827		0.005	0.48	1.48	30.0	<0.02	<10	630	1.09	0.21	0.05	1.23	69.8	17.3	31	1.85
YY01828		0.012	0.27	0.86	31.3	<0.02	<10	150	0.81	0.47	0.07	0.82	59.5	22.7	19	3.26
YY01829		0.018	0.84	0.39	25.1	<0.02	<10	50	0.97	0.41	0.03	0.89	79.3	24.0	7	2.70
YY01830		0.004	0.82	0.37	137.0	<0.02	<10	150	0.57	0.29	0.25	1.24	74.7	29.5	49	2.45
YY01831		0.013	0.20	0.86	12.3	<0.02	10	530	0.54	0.51	0.48	0.35	72.6	36.2	15	4.22
YY01832		0.005	0.52	0.57	19.0	<0.02	10	340	0.41	0.16	3.82	1.04	43.0	11.5	11	2.12
YY01833		0.026	1.08	0.38	44.2	<0.02	10	450	0.44	0.26	1.40	2.64	54.5	26.9	12	2.29

***** See Appendix Page for comments regarding this certificate *****

ALS Canada Ltd.
2103 Dollarton Hwy
North Vancouver BC V7H 0A7
Phone: +1 (604) 984 0221 Fax: +1 (604) 984 0218
www.alsglobal.com/geochemistry

To: **STRATEGIC METALS LTD.**
C/ O ARCHER, CATHRO & ASSOCIATES (1981) LIMITED
1016- 510 W HASTINGS ST
VANCOUVER BC V6B 1L8

Finalized Date: 15- OCT- 2017
Account: MTT

Project: Rod

CERTIFICATE OF ANALYSIS WH17203329

Sample Description	Method	ME- MS41	ME- MS41	ME- MS41	ME- MS41	ME- MS41	ME- MS41	ME- MS41	ME- MS41	ME- MS41	ME- MS41	ME- MS41	ME- MS41	ME- MS41	ME- MS41	ME- MS41
	Analyte	Cu	Fe	Ga	Ge	Hf	Hg	In	K	La	Li	Mg	Mn	Mo	Na	Nb
	Units	ppm	%	ppm	ppm	ppm	ppm	ppm	%	ppm	ppm	%	ppm	ppm	%	ppm
	LOR	0.2	0.01	0.05	0.05	0.02	0.01	0.005	0.01	0.2	0.1	0.01	5	0.05	0.01	0.05
YY01794		89.1	4.46	0.96	0.09	0.03	0.51	0.032	0.09	33.8	1.3	0.08	377	15.25	0.01	<0.05
YY01795		89.2	4.92	1.27	0.07	<0.02	0.12	0.034	0.09	27.8	0.9	0.06	279	11.00	0.01	0.07
YY01796		55.3	2.92	2.18	0.05	0.16	0.34	0.030	0.10	11.5	2.8	0.52	603	7.49	0.01	0.22
YY01797		48.3	4.67	5.59	0.05	0.03	0.02	0.026	0.08	8.7	80.4	0.56	1050	0.41	0.01	0.10
YY01798		50.1	4.34	4.06	0.05	0.08	0.02	0.032	0.08	6.5	56.9	0.41	423	0.40	0.01	<0.05
YY01799		23.5	5.61	5.11	0.05	0.10	0.05	0.022	0.09	3.5	64.2	0.46	341	0.69	0.01	<0.05
YY01800		43.3	3.70	1.25	0.05	<0.02	0.12	0.025	0.12	8.1	3.6	0.06	350	0.88	0.01	0.16
YY01801		28.9	2.91	2.41	<0.05	<0.02	0.06	0.027	0.05	10.1	9.4	0.18	363	1.42	0.01	0.49
YY01802		39.0	2.94	1.88	0.07	0.07	0.15	0.039	0.07	18.2	5.5	0.44	353	12.95	0.01	0.30
YY01803		36.8	3.00	1.90	0.06	0.05	0.18	0.036	0.04	16.5	2.9	0.13	345	25.1	0.01	0.31
YY01804		84.4	4.96	2.00	<0.05	<0.02	0.25	0.040	0.06	8.0	6.6	0.16	817	1.83	0.01	0.30
YY01805		149.5	7.19	1.85	0.12	0.03	0.32	0.051	0.06	28.2	4.7	0.13	1160	0.60	0.01	0.12
YY01806		148.0	6.18	6.20	0.12	0.03	0.04	0.026	0.07	27.6	37.5	0.90	391	0.51	0.01	<0.05
YY01807		158.5	6.97	6.48	0.08	0.03	0.09	0.048	0.06	18.6	30.7	0.80	1500	0.84	0.01	0.56
YY01808		193.5	7.65	7.43	0.09	0.03	0.10	0.057	0.06	15.7	32.1	1.37	2410	0.93	0.01	0.32
YY01809		197.5	7.06	8.76	0.12	0.07	0.19	0.063	0.06	24.0	47.6	2.07	1610	0.92	0.01	<0.05
YY01810		115.5	6.34	0.54	0.05	0.07	0.52	0.054	0.07	3.5	1.0	0.66	857	2.18	0.01	<0.05
YY01811		64.8	6.45	4.78	0.06	0.05	0.13	0.052	0.06	7.4	37.6	0.67	959	1.52	0.01	0.44
YY01812		18.5	4.39	7.63	0.05	0.03	0.03	0.032	0.07	13.5	26.0	0.31	402	1.70	0.01	1.85
YY01813		27.0	4.74	6.88	0.05	0.08	0.03	0.032	0.07	12.7	34.4	0.44	395	1.54	0.01	1.51
YY01814		69.3	5.80	5.07	0.05	<0.02	0.04	0.049	0.06	7.9	15.7	0.31	797	1.31	0.01	0.37
YY01815		8.2	6.68	1.20	0.07	0.03	0.01	0.008	0.02	2.9	3.6	18.90	995	0.30	0.01	0.08
YY01816		17.2	4.16	7.47	0.06	<0.02	0.04	0.028	0.08	16.9	27.3	0.49	427	1.73	0.01	1.39
YY01817		36.5	3.02	4.38	0.05	<0.02	0.02	0.018	0.06	6.2	23.1	0.50	894	0.99	0.01	0.34
YY01818		14.2	4.27	5.05	<0.05	0.02	0.04	0.033	0.05	8.6	14.4	0.21	1260	2.29	0.01	1.36
YY01819		19.8	4.53	7.06	0.06	0.02	0.05	0.029	0.06	13.5	14.1	0.26	541	1.87	0.01	1.80
YY01820		51.7	3.59	3.10	0.07	0.03	0.16	0.027	0.08	22.6	17.6	0.43	764	5.70	0.01	0.15
YY01821		43.6	3.29	4.17	0.07	<0.02	0.12	0.027	0.07	24.1	17.2	0.43	475	2.74	0.01	0.54
YY01822		57.7	4.52	2.97	0.07	0.02	0.17	0.035	0.07	21.9	12.0	0.30	561	5.27	0.01	0.28
YY01823		24.0	4.08	4.49	0.05	0.06	0.08	0.040	0.06	14.3	28.4	0.49	454	2.01	0.01	1.03
YY01824		227	6.35	3.31	0.06	0.03	0.19	0.066	0.09	12.7	15.2	0.21	769	6.28	0.01	0.32
YY01825		38.3	3.25	4.38	0.07	0.02	0.10	0.028	0.06	22.5	15.7	0.53	496	2.03	0.01	0.66
YY01826		38.8	6.95	2.91	0.10	0.02	0.22	0.049	0.10	41.6	10.2	0.26	1200	3.70	0.02	0.29
YY01827		70.2	4.47	3.83	0.09	0.02	0.28	0.034	0.08	33.6	11.9	0.24	689	7.62	0.01	0.15
YY01828		110.0	5.24	2.23	0.08	<0.02	0.15	0.045	0.08	29.2	5.0	0.12	376	5.66	<0.01	0.22
YY01829		117.0	7.06	1.31	0.09	<0.02	0.44	0.036	0.10	37.4	1.1	0.04	332	2.36	<0.01	0.11
YY01830		94.2	5.42	1.18	0.09	0.03	0.99	0.038	0.10	37.3	2.4	0.41	529	10.40	<0.01	0.10
YY01831		212	5.76	2.39	0.09	0.02	0.10	0.042	0.20	39.4	15.3	0.23	3220	2.10	<0.01	0.10
YY01832		74.2	2.47	1.64	0.05	0.20	0.19	0.039	0.18	21.2	19.2	0.41	193	8.35	<0.01	0.10
YY01833		192.5	4.48	1.25	0.08	0.03	0.44	0.041	0.13	29.1	5.0	0.38	1360	8.29	<0.01	0.11

***** See Appendix Page for comments regarding this certificate *****

ALS Canada Ltd.
2103 Dollarton Hwy
North Vancouver BC V7H 0A7
Phone: +1 (604) 984 0221 Fax: +1 (604) 984 0218
www.alsglobal.com/geochemistry

To: **STRATEGIC METALS LTD.**
C/ O ARCHER, CATHRO & ASSOCIATES (1981) LIMITED
1016- 510 W HASTINGS ST
VANCOUVER BC V6B 1L8

Finalized Date: 15- OCT- 2017
Account: MTT

Project: Rod

CERTIFICATE OF ANALYSIS WH17203329

Sample Description	Method	ME- MS41	ME- MS41	ME- MS41	ME- MS41	ME- MS41	ME- MS41	ME- MS41	ME- MS41	ME- MS41	ME- MS41	ME- MS41	ME- MS41	ME- MS41	ME- MS41	ME- MS41
	Analyte	Ni	P	Pb	Rb	Re	S	Sb	Sc	Se	Sn	Sr	Ta	Te	Th	Ti
	Units	ppm	ppm	ppm	ppm	ppm	%	ppm	ppm	ppm	ppm	ppm	ppm	ppm	ppm	%
	LOR	0.2	10	0.2	0.1	0.001	0.01	0.05	0.1	0.2	0.2	0.2	0.01	0.01	0.2	0.005
YY01794		92.2	1050	277	6.0	0.001	0.04	6.48	4.1	2.4	0.2	25.3	<0.01	0.09	3.0	<0.005
YY01795		76.1	1070	92.1	8.9	0.001	0.05	3.51	2.1	2.0	0.2	15.9	<0.01	0.10	1.3	<0.005
YY01796		111.0	1770	220	13.9	0.001	0.12	4.58	3.2	1.6	0.3	49.6	<0.01	0.07	1.3	<0.005
YY01797		42.8	390	49.0	7.9	<0.001	0.02	0.37	3.1	<0.2	0.4	13.8	<0.01	0.04	3.4	<0.005
YY01798		41.3	320	18.0	6.4	<0.001	0.01	0.16	3.7	0.2	0.2	12.8	<0.01	0.04	6.6	<0.005
YY01799		38.8	330	18.4	8.5	<0.001	0.01	0.12	4.2	<0.2	0.2	10.5	<0.01	0.02	5.7	<0.005
YY01800		34.2	410	24.4	10.1	<0.001	0.01	0.21	2.3	0.2	0.2	10.3	<0.01	0.04	1.9	0.005
YY01801		25.1	320	38.8	7.5	<0.001	0.02	1.02	2.3	0.2	0.3	10.0	<0.01	0.04	1.5	0.013
YY01802		28.1	1220	36.6	5.4	<0.001	0.04	0.94	4.7	0.6	0.2	51.1	<0.01	0.05	1.9	0.008
YY01803		33.6	540	24.9	4.1	0.001	0.04	0.76	4.5	1.8	0.3	21.3	<0.01	0.03	2.7	0.008
YY01804		45.1	250	27.6	8.9	<0.001	0.02	0.64	5.6	0.4	0.2	15.9	<0.01	0.22	2.4	0.007
YY01805		57.7	610	17.1	4.9	<0.001	0.02	0.36	15.6	0.5	0.2	14.7	<0.01	0.17	4.0	0.006
YY01806		61.5	490	14.0	4.7	<0.001	0.01	0.11	3.9	<0.2	<0.2	9.3	<0.01	0.19	4.5	<0.005
YY01807		46.9	620	13.9	11.2	<0.001	0.02	0.29	8.3	<0.2	0.4	8.5	0.01	0.12	3.5	0.015
YY01808		54.4	860	22.0	6.8	<0.001	0.02	0.39	12.6	0.5	0.2	9.8	0.01	0.12	2.1	0.014
YY01809		62.8	750	30.4	4.5	0.001	0.04	0.45	16.0	0.5	0.2	17.9	<0.01	0.18	3.0	<0.005
YY01810		57.4	610	36.3	4.5	0.001	0.15	1.29	10.6	0.8	0.2	44.3	<0.01	0.17	3.2	<0.005
YY01811		41.6	490	25.7	10.4	<0.001	0.03	0.58	8.0	0.6	0.3	9.3	<0.01	0.10	2.9	0.007
YY01812		19.1	360	27.6	12.7	<0.001	0.02	0.65	3.0	0.5	0.7	11.6	<0.01	0.05	3.8	0.034
YY01813		25.3	370	28.2	10.4	<0.001	0.02	0.65	3.1	0.4	0.6	12.3	<0.01	0.05	5.4	0.033
YY01814		38.7	620	22.6	10.2	<0.001	0.03	0.51	3.3	0.7	0.6	8.4	<0.01	0.16	0.3	0.017
YY01815		2080	240	2.8	3.1	<0.001	0.03	0.11	6.3	0.3	<0.2	3.4	<0.01	0.01	0.8	0.011
YY01816		45.8	460	26.9	16.8	0.001	0.03	0.64	2.1	0.5	0.7	8.5	<0.01	0.05	1.4	0.042
YY01817		30.5	440	37.4	7.6	<0.001	0.02	0.46	1.2	0.3	0.3	6.5	<0.01	0.04	0.5	0.014
YY01818		19.4	450	16.0	12.1	<0.001	0.02	0.49	2.8	0.5	0.6	6.5	<0.01	0.04	3.0	0.026
YY01819		18.4	570	28.5	9.1	<0.001	0.03	0.64	2.2	0.5	0.7	6.6	0.01	0.05	3.2	0.033
YY01820		46.3	1020	44.4	8.3	0.001	0.03	1.49	2.9	1.3	0.2	17.6	<0.01	0.07	1.8	0.006
YY01821		44.9	900	18.1	9.9	<0.001	0.02	1.10	3.2	0.9	0.4	18.8	<0.01	0.06	1.5	0.020
YY01822		67.7	1010	35.8	11.0	0.001	0.03	2.57	2.2	1.7	0.3	11.3	<0.01	0.07	1.0	0.009
YY01823		177.5	590	22.5	13.1	<0.001	0.03	0.91	4.6	0.8	0.4	11.8	0.01	0.05	3.7	0.012
YY01824		72.1	1640	130.5	12.3	0.001	0.04	9.03	5.4	3.4	0.5	42.0	<0.01	0.13	2.3	<0.005
YY01825		69.6	840	33.5	9.0	<0.001	0.02	0.90	3.6	0.8	0.4	14.3	<0.01	0.05	1.4	0.024
YY01826		36.0	2410	35.5	9.3	<0.001	0.13	1.15	4.8	0.4	0.3	28.3	<0.01	0.03	3.2	0.006
YY01827		68.4	760	37.3	11.1	0.001	0.04	2.28	4.8	1.5	0.4	13.0	<0.01	0.07	4.9	<0.005
YY01828		73.5	1150	64.6	10.8	0.001	0.03	3.50	2.5	2.8	0.3	11.0	<0.01	0.14	1.9	0.006
YY01829		76.4	1300	45.3	8.1	0.003	0.02	2.72	4.3	4.1	0.3	9.3	<0.01	0.10	4.8	<0.005
YY01830		162.5	1280	130.5	5.7	0.001	0.03	4.65	5.2	2.5	0.2	31.5	<0.01	0.06	4.9	<0.005
YY01831		69.1	2960	27.7	13.8	0.001	0.02	2.74	6.0	1.1	0.4	23.7	<0.01	0.19	4.1	0.005
YY01832		47.5	830	15.1	10.5	0.001	0.01	2.11	5.6	0.7	0.3	105.0	<0.01	0.09	4.3	<0.005
YY01833		62.0	2660	122.5	7.8	0.001	0.05	6.19	8.0	1.5	0.3	38.9	<0.01	0.15	4.2	<0.005

***** See Appendix Page for comments regarding this certificate *****

ALS Canada Ltd.
2103 Dollarton Hwy
North Vancouver BC V7H 0A7
Phone: +1 (604) 984 0221 Fax: +1 (604) 984 0218
www.alsglobal.com/geochemistry

To: **STRATEGIC METALS LTD.**
C/ O ARCHER, CATHRO & ASSOCIATES (1981) LIMITED
1016- 510 W HASTINGS ST
VANCOUVER BC V6B 1L8

Finalized Date: 15- OCT- 2017
Account: MTT

Project: Rod

CERTIFICATE OF ANALYSIS WH17203329

Sample Description	Method	ME- MS41	ME- MS41	ME- MS41	ME- MS41	ME- MS41	ME- MS41	ME- MS41
	Analyte	Tl	U	V	W	Y	Zn	Zr
	Units	ppm	ppm	ppm	ppm	ppm	ppm	ppm
	LOR	0.02	0.05	1	0.05	0.05	2	0.5
YY01794		0.23	1.42	14	<0.05	18.35	306	1.4
YY01795		0.20	0.91	18	<0.05	5.51	310	<0.5
YY01796		0.23	1.00	33	<0.05	7.50	168	4.6
YY01797		0.06	0.96	16	<0.05	6.60	94	0.8
YY01798		0.04	1.41	11	<0.05	8.63	79	4.2
YY01799		0.04	2.39	12	<0.05	7.81	71	4.7
YY01800		0.05	0.94	11	<0.05	7.88	74	<0.5
YY01801		0.10	0.78	25	0.11	4.92	111	<0.5
YY01802		0.21	2.12	28	0.08	18.30	114	2.0
YY01803		0.32	1.73	34	0.07	12.75	105	1.9
YY01804		0.13	0.56	31	<0.05	6.47	76	<0.5
YY01805		0.09	0.50	53	<0.05	29.1	95	<0.5
YY01806		0.03	0.40	34	<0.05	9.74	98	1.7
YY01807		0.11	0.54	75	0.06	11.60	83	0.8
YY01808		0.08	0.33	100	0.05	21.2	97	0.5
YY01809		0.10	0.20	71	<0.05	21.9	99	1.9
YY01810		0.51	0.39	11	<0.05	11.70	144	3.4
YY01811		0.12	0.56	37	0.11	10.80	75	1.3
YY01812		0.13	0.76	57	0.23	4.32	64	1.5
YY01813		0.10	0.73	50	0.20	3.32	71	3.8
YY01814		0.14	0.58	48	0.11	6.66	74	<0.5
YY01815		0.03	0.23	20	0.07	2.22	30	0.9
YY01816		0.13	0.58	60	0.23	3.30	87	<0.5
YY01817		0.06	0.81	25	0.08	5.30	69	<0.5
YY01818		0.13	1.33	45	0.18	2.65	76	0.6
YY01819		0.12	0.62	57	0.22	2.91	50	0.7
YY01820		0.17	1.59	31	0.05	13.20	195	0.8
YY01821		0.17	1.12	41	0.14	12.85	139	<0.5
YY01822		0.45	1.45	31	0.10	12.40	204	<0.5
YY01823		0.19	0.80	43	0.16	5.74	92	2.5
YY01824		0.95	1.77	107	0.08	12.45	312	0.9
YY01825		0.20	1.35	43	0.16	12.20	111	0.5
YY01826		0.71	0.80	38	0.05	16.90	153	0.5
YY01827		0.29	1.86	50	<0.05	16.05	234	1.2
YY01828		0.29	1.59	31	0.07	11.75	245	<0.5
YY01829		0.20	1.28	17	<0.05	13.65	167	0.8
YY01830		0.30	1.20	18	<0.05	14.50	206	1.5
YY01831		0.22	2.14	20	0.11	33.5	258	0.8
YY01832		0.27	1.52	36	0.07	19.60	173	14.5
YY01833		0.62	3.38	30	0.06	31.6	355	2.4

***** See Appendix Page for comments regarding this certificate *****

ALS Canada Ltd.
2103 Dollarton Hwy
North Vancouver BC V7H 0A7
Phone: +1 (604) 984 0221 Fax: +1 (604) 984 0218
www.alsglobal.com/geochemistry

To: **STRATEGIC METALS LTD.**
C/ O ARCHER, CATHRO & ASSOCIATES (1981) LIMITED
1016- 510 W HASTINGS ST
VANCOUVER BC V6B 1L8

Finalized Date: 15- OCT- 2017
Account: MTT

Project: Rod

CERTIFICATE OF ANALYSIS WH17203329

Sample Description	Method	Au- ICP21	ME- MS41	ME- MS41	ME- MS41	ME- MS41	ME- MS41	ME- MS41	ME- MS41	ME- MS41	ME- MS41	ME- MS41	ME- MS41	ME- MS41	ME- MS41	ME- MS41
	Analyte	Au	Ag	Al	As	Au	B	Ba	Be	Bi	Ca	Cd	Ce	Co	Cr	Cs
	Units	ppm	ppm	%	ppm	ppm	ppm	ppm	ppm	ppm	%	ppm	ppm	ppm	ppm	ppm
	LOR	0.001	0.01	0.01	0.1	0.02	10	10	0.05	0.01	0.01	0.01	0.02	0.1	1	0.05
YY01834		0.021	0.84	0.35	21.4	0.02	10	270	0.43	0.21	1.27	1.21	49.9	19.7	12	1.14
YY01835		0.002	2.80	0.95	13.8	<0.02	<10	660	0.38	0.24	0.98	0.42	24.0	15.0	15	1.68
YY01836		0.001	0.13	0.34	7.6	<0.02	<10	1490	0.42	0.43	0.08	0.31	57.2	16.6	5	1.28
YY01837		0.012	1.18	0.71	10.3	<0.02	10	260	0.55	0.46	0.13	0.11	49.9	2.8	19	5.90
YY01838		0.004	1.39	0.94	10.9	<0.02	<10	670	0.53	0.18	0.23	1.39	38.1	4.1	33	1.07
YY01839		0.004	2.16	1.72	30.3	<0.02	<10	530	0.97	0.27	0.23	8.89	45.1	12.6	45	1.71
YY01840		0.003	1.15	0.82	69.8	<0.02	10	1060	0.79	0.24	0.73	24.5	57.5	12.2	23	3.20
YY01841		0.041	1.35	0.83	83.6	0.02	10	710	0.94	0.28	0.46	2.90	42.6	19.9	17	22.7
YY01842		0.013	0.75	1.17	128.0	<0.02	10	670	1.22	0.26	0.84	2.99	32.7	16.8	24	5.68
YY01843		0.004	0.16	0.71	42.1	<0.02	10	410	0.89	0.28	0.21	3.52	36.1	9.8	18	9.95
YY01844		0.005	0.58	1.40	15.3	<0.02	10	1500	0.64	0.19	0.51	0.24	42.3	2.2	27	5.11
YY01845		0.019	0.97	0.74	27.2	<0.02	10	1940	0.60	0.25	0.66	0.62	73.8	37.6	20	5.86
YY01846		0.005	0.12	1.49	8.5	<0.02	<10	610	0.53	0.19	0.10	0.66	51.8	12.3	23	2.76
YY01847		0.011	0.86	0.47	40.9	<0.02	<10	270	0.54	0.23	0.20	2.14	45.2	25.0	10	3.24
YY01885		0.021	0.32	0.63	40.6	0.02	<10	130	1.12	0.34	0.41	0.55	37.2	39.9	22	6.74
YY01886		0.007	0.51	0.19	51.3	<0.02	<10	50	1.10	0.47	4.35	0.51	22.5	21.5	10	2.07
YY01887		0.004	0.17	0.21	23.2	<0.02	<10	70	0.86	0.41	0.35	1.16	6.04	39.1	6	5.01
YY01888		0.003	0.21	1.54	17.0	<0.02	<10	100	1.15	0.30	0.87	0.68	8.22	41.7	31	11.20
YY01889		0.002	0.33	0.68	555	<0.02	<10	210	0.98	0.36	0.81	1.41	13.95	79.0	82	3.35
YY01890		<0.001	<0.01	0.19	1.3	<0.02	20	10	<0.05	0.01	0.01	0.02	0.63	153.5	594	0.06
YY01891		0.001	0.07	0.70	18.3	<0.02	10	130	0.41	0.12	0.09	0.35	20.5	53.1	402	0.70
YY01892		0.001	0.15	0.64	15.1	<0.02	10	90	0.32	0.10	0.11	0.22	13.55	106.0	597	0.81
YY01893		0.002	0.40	1.18	26.0	<0.02	10	300	0.75	0.20	0.28	1.09	38.0	41.1	221	1.81
YY01894		0.004	0.54	1.21	24.1	<0.02	<10	400	0.91	0.18	0.26	1.79	43.1	46.9	220	1.91
YY01895		0.004	0.63	1.00	22.5	<0.02	10	340	0.82	0.18	0.27	1.42	45.8	58.8	244	1.86
YY01896		0.002	0.18	1.31	30.0	<0.02	<10	230	0.92	0.19	0.24	0.85	44.1	21.5	73	2.16
YY01897		0.018	0.18	0.68	26.6	<0.02	<10	440	0.78	0.24	0.10	0.68	49.7	23.5	43	2.43
YY01898		0.003	0.22	0.54	44.8	<0.02	<10	270	0.51	0.12	0.02	1.05	83.4	23.6	12	3.21
YY01899		0.018	0.58	0.93	28.3	<0.02	10	950	0.93	0.41	0.57	2.12	66.0	24.8	38	6.79
YY01900		0.002	0.15	2.22	36.6	<0.02	10	340	1.12	0.29	0.03	0.85	39.4	24.9	107	5.76
YY01901		0.006	0.17	2.38	26.7	<0.02	10	190	1.04	0.30	0.25	1.00	48.7	28.3	125	2.47
YY01902		0.003	0.48	1.15	19.4	<0.02	10	340	0.80	0.19	0.44	0.69	29.6	37.5	370	1.03
YY01903		0.002	0.38	1.28	19.6	<0.02	20	520	0.71	0.16	0.19	0.82	34.2	58.5	489	1.46
YY01904		0.008	0.31	1.01	23.0	<0.02	<10	130	0.62	0.24	0.10	0.31	33.6	11.1	34	1.95
YY01905		0.012	2.01	1.35	35.5	<0.02	<10	210	0.75	0.27	0.04	0.71	30.8	10.9	52	1.55
YY01906		0.015	0.32	0.65	34.9	<0.02	<10	600	0.71	0.29	0.14	1.56	35.1	22.5	13	1.14
YY01907		0.008	0.39	0.57	38.4	<0.02	<10	150	0.74	0.25	0.13	2.08	59.2	24.1	9	1.99
YY01908		0.035	1.58	1.74	96.9	<0.02	10	880	2.17	0.41	0.51	13.55	71.9	27.3	38	5.52
YY01909		<0.001	0.21	1.25	59.7	<0.02	<10	100	0.26	0.26	0.02	0.22	27.3	3.7	25	1.69
YY01910		0.001	0.59	1.77	56.1	<0.02	<10	150	0.44	0.28	0.07	0.52	36.2	5.6	29	1.72

***** See Appendix Page for comments regarding this certificate *****

ALS Canada Ltd.
2103 Dollarton Hwy
North Vancouver BC V7H 0A7
Phone: +1 (604) 984 0221 Fax: +1 (604) 984 0218
www.alsglobal.com/geochemistry

To: **STRATEGIC METALS LTD.**
C/ O ARCHER, CATHRO & ASSOCIATES (1981) LIMITED
1016- 510 W HASTINGS ST
VANCOUVER BC V6B 1L8

Finalized Date: 15- OCT- 2017
Account: MTT

Project: Rod

CERTIFICATE OF ANALYSIS WH17203329

Sample Description	Method	ME- MS41	ME- MS41	ME- MS41	ME- MS41	ME- MS41	ME- MS41	ME- MS41	ME- MS41	ME- MS41	ME- MS41	ME- MS41	ME- MS41	ME- MS41	ME- MS41	ME- MS41
	Analyte	Cu	Fe	Ga	Ge	Hf	Hg	In	K	La	Li	Mg	Mn	Mo	Na	Nb
	Units	ppm	%	ppm	ppm	ppm	ppm	ppm	%	ppm	ppm	%	ppm	ppm	%	ppm
	LOR	0.2	0.01	0.05	0.05	0.02	0.01	0.005	0.01	0.2	0.1	0.01	5	0.05	0.01	0.05
YY01834		143.0	3.44	1.22	0.08	0.07	0.25	0.032	0.13	28.2	4.8	0.18	660	3.62	<0.01	0.12
YY01835		46.5	2.02	3.29	0.05	<0.02	0.35	0.034	0.07	10.9	3.5	0.17	1350	3.69	0.01	0.19
YY01836		87.0	4.49	0.73	0.08	0.02	0.04	0.035	0.10	28.4	2.0	0.05	458	1.26	<0.01	0.09
YY01837		43.9	3.18	2.69	0.10	0.02	0.46	0.063	0.37	30.6	5.7	0.16	74	7.40	0.01	0.19
YY01838		43.2	2.23	3.15	0.05	<0.02	0.22	0.043	0.15	24.0	9.5	0.27	116	4.60	0.01	0.57
YY01839		93.2	3.02	5.48	0.08	0.04	0.59	0.034	0.13	24.9	17.7	0.58	507	17.45	<0.01	0.73
YY01840		172.5	2.12	3.11	0.14	0.42	1.32	0.042	0.26	39.0	16.6	0.81	202	127.0	<0.01	0.19
YY01841		233	4.69	3.02	0.11	0.02	0.42	0.041	0.34	23.8	11.1	0.22	538	15.60	<0.01	0.12
YY01842		121.0	6.12	3.63	0.08	0.08	0.68	0.046	0.15	24.0	13.8	0.24	5260	7.05	<0.01	0.18
YY01843		89.7	3.95	3.01	<0.05	<0.02	0.15	0.040	0.13	18.3	4.9	0.09	1180	1.95	<0.01	0.23
YY01844		26.9	1.89	4.67	0.05	<0.02	0.20	0.052	0.18	26.2	4.4	0.15	65	4.17	0.01	0.17
YY01845		140.5	5.70	2.91	0.12	0.02	0.42	0.048	0.27	42.4	9.3	0.19	5850	4.66	<0.01	0.14
YY01846		54.2	4.03	4.68	0.08	0.02	0.07	0.034	0.12	31.1	16.8	0.35	7540	2.29	<0.01	0.40
YY01847		125.0	4.87	1.48	0.07	0.03	0.75	0.036	0.12	23.2	4.7	0.07	1100	9.16	<0.01	0.12
YY01885		152.5	7.21	2.26	0.07	0.02	0.78	0.052	0.08	16.5	7.3	0.35	782	2.14	<0.01	0.18
YY01886		78.9	3.98	0.64	0.06	0.22	0.22	0.048	0.06	8.3	1.1	2.05	316	14.30	<0.01	0.08
YY01887		128.0	6.51	0.63	<0.05	0.05	1.12	0.059	0.06	2.2	1.3	0.13	829	2.96	<0.01	0.07
YY01888		157.5	7.79	4.78	0.05	0.04	0.58	0.081	0.07	3.1	30.6	0.97	1680	1.60	<0.01	0.12
YY01889		100.5	6.48	1.93	<0.05	0.02	2.58	0.055	0.06	5.0	7.3	0.62	957	2.81	<0.01	0.14
YY01890		2.7	4.52	0.26	0.09	<0.02	0.01	<0.005	<0.01	0.4	0.4	22.7	799	0.15	<0.01	0.06
YY01891		26.5	4.26	1.94	<0.05	0.03	3.09	0.018	0.04	9.1	7.7	9.11	618	1.33	<0.01	0.21
YY01892		23.9	4.51	1.58	0.05	0.03	0.80	0.013	0.04	7.7	6.3	15.15	839	0.93	0.01	0.19
YY01893		47.6	3.96	3.50	0.07	0.02	0.79	0.030	0.09	19.1	13.6	5.02	811	3.17	0.01	0.36
YY01894		59.7	4.95	3.11	0.08	0.02	10.50	0.030	0.10	23.7	14.5	3.35	1040	3.75	0.01	0.34
YY01895		70.7	5.40	3.15	0.09	<0.02	4.08	0.033	0.09	24.6	15.0	3.93	947	3.66	<0.01	0.24
YY01896		48.9	3.40	3.34	0.06	0.02	0.41	0.036	0.09	19.8	15.9	1.29	757	3.13	<0.01	0.54
YY01897		125.0	4.51	1.59	0.07	<0.02	0.92	0.048	0.08	27.4	7.6	0.18	1700	7.25	<0.01	0.11
YY01898		47.8	4.92	1.72	0.11	0.02	0.38	0.033	0.08	39.9	3.1	0.07	367	13.55	<0.01	0.13
YY01899		224	5.94	2.26	0.10	0.04	0.35	0.051	0.15	41.5	12.6	0.15	6160	5.30	0.01	0.13
YY01900		43.0	4.19	5.19	0.05	0.05	0.07	0.043	0.10	20.6	23.6	1.30	561	6.90	0.01	0.48
YY01901		64.0	4.49	4.61	0.06	0.09	0.08	0.045	0.07	20.4	26.0	1.23	1500	6.74	0.01	0.61
YY01902		41.3	3.51	3.30	0.05	0.05	0.22	0.023	0.06	17.3	10.1	6.73	1980	2.91	0.01	0.28
YY01903		48.1	4.65	3.05	0.06	0.05	0.42	0.024	0.06	17.9	14.5	7.35	1460	2.36	0.01	0.20
YY01904		49.4	3.09	2.72	0.05	0.02	0.26	0.028	0.08	18.1	8.4	0.64	346	7.68	0.01	0.45
YY01905		87.3	5.14	3.87	0.06	0.04	0.17	0.035	0.07	17.9	9.6	0.29	362	4.32	0.01	0.45
YY01906		160.5	4.94	1.68	0.07	0.07	0.53	0.034	0.12	19.1	4.5	0.12	1040	10.65	<0.01	0.09
YY01907		95.2	4.05	1.20	0.07	0.09	0.21	0.030	0.11	30.4	3.7	0.06	1280	8.05	0.01	0.11
YY01908		269	5.44	4.43	0.11	0.04	0.75	0.058	0.31	44.5	17.5	0.34	4430	23.1	0.01	0.14
YY01909		20.8	2.94	6.60	<0.05	<0.02	0.06	0.026	0.06	14.4	5.9	0.14	181	2.01	0.01	1.23
YY01910		15.1	2.65	6.38	<0.05	<0.02	0.12	0.027	0.06	19.4	14.9	0.32	242	2.39	0.01	1.53

***** See Appendix Page for comments regarding this certificate *****

ALS Canada Ltd.
2103 Dollarton Hwy
North Vancouver BC V7H 0A7
Phone: +1 (604) 984 0221 Fax: +1 (604) 984 0218
www.alsglobal.com/geochemistry

To: **STRATEGIC METALS LTD.**
C/ O ARCHER, CATHRO & ASSOCIATES (1981) LIMITED
1016- 510 W HASTINGS ST
VANCOUVER BC V6B 1L8

Finalized Date: 15- OCT- 2017
Account: MTT

Project: Rod

CERTIFICATE OF ANALYSIS WH17203329

Sample Description	Method	ME- MS41	ME- MS41	ME- MS41	ME- MS41	ME- MS41	ME- MS41	ME- MS41	ME- MS41	ME- MS41	ME- MS41	ME- MS41	ME- MS41	ME- MS41	ME- MS41	ME- MS41
	Analyte	Ni	P	Pb	Rb	Re	S	Sb	Sc	Se	Sn	Sr	Ta	Te	Th	Ti
	Units	ppm	ppm	ppm	ppm	ppm	%	ppm	ppm	ppm	ppm	ppm	ppm	ppm	ppm	%
	LOR	0.2	10	0.2	0.1	0.001	0.01	0.05	0.1	0.2	0.2	0.2	0.01	0.01	0.2	0.005
YY01834		49.6	2920	53.8	6.9	0.002	0.06	3.22	6.2	1.5	0.3	50.3	<0.01	0.12	3.4	<0.005
YY01835		9.8	2790	27.0	9.0	0.002	0.17	1.18	0.3	3.3	0.5	87.8	<0.01	0.11	<0.2	<0.005
YY01836		51.2	440	19.7	6.6	<0.001	0.08	0.80	8.9	<0.2	0.2	37.7	<0.01	0.17	5.9	<0.005
YY01837		28.4	3130	32.5	26.2	0.010	0.62	1.83	4.2	4.9	0.5	211	<0.01	0.25	5.3	0.017
YY01838		41.4	2060	15.2	8.9	0.003	0.28	1.79	3.4	3.6	0.6	46.1	<0.01	0.08	1.7	0.019
YY01839		119.0	1340	19.1	15.2	0.002	0.06	9.02	3.5	4.5	0.7	47.3	<0.01	0.15	1.7	0.030
YY01840		388	900	18.3	17.5	0.001	0.03	39.9	5.6	9.4	1.1	49.5	<0.01	0.19	6.5	0.010
YY01841		80.8	2660	62.9	28.7	0.003	0.06	6.94	4.1	5.2	0.4	87.9	<0.01	0.19	1.5	0.007
YY01842		59.7	1990	76.9	16.3	<0.001	0.06	3.03	6.1	2.3	0.5	59.5	<0.01	0.16	1.7	<0.005
YY01843		38.3	1180	78.4	15.8	<0.001	0.07	1.36	1.6	0.3	0.4	22.3	<0.01	0.09	0.2	0.009
YY01844		15.1	5820	20.0	13.6	0.002	0.16	1.55	0.1	3.7	0.5	208	<0.01	0.13	<0.2	<0.005
YY01845		86.7	2990	27.9	19.5	0.002	0.02	2.78	8.7	1.1	0.3	88.1	<0.01	0.27	2.3	0.005
YY01846		30.0	1020	11.2	13.2	0.001	0.04	1.21	6.5	0.4	0.5	13.0	<0.01	0.08	1.2	0.014
YY01847		66.8	1320	22.5	7.9	0.001	0.02	2.38	5.4	1.6	0.3	20.5	<0.01	0.09	3.1	<0.005
YY01885		81.9	600	35.1	6.9	0.001	0.02	1.68	12.9	0.7	0.2	17.5	<0.01	0.18	3.9	0.006
YY01886		58.0	1100	39.8	3.2	0.002	0.12	1.18	7.7	1.6	0.3	109.5	<0.01	0.04	11.5	<0.005
YY01887		78.4	550	57.9	3.7	0.001	0.03	1.13	10.3	0.5	0.2	22.2	<0.01	0.15	4.1	<0.005
YY01888		94.7	540	31.7	5.9	<0.001	0.03	1.07	17.5	0.3	0.3	28.9	<0.01	0.20	2.1	<0.005
YY01889		511	410	287	6.7	<0.001	0.02	7.18	8.5	0.7	0.3	25.0	<0.01	0.14	1.5	<0.005
YY01890		2020	30	1.0	0.3	0.001	0.01	<0.05	5.8	<0.2	<0.2	0.7	<0.01	<0.01	<0.2	<0.005
YY01891		887	300	12.7	4.4	<0.001	0.01	0.57	5.0	0.2	0.2	8.5	<0.01	0.05	2.2	0.017
YY01892		1770	360	9.3	4.3	<0.001	0.02	0.41	6.2	0.2	0.2	6.9	<0.01	0.03	1.9	0.016
YY01893		627	940	66.3	9.9	<0.001	0.03	1.40	6.3	0.7	0.4	24.5	<0.01	0.07	2.9	0.021
YY01894		581	1180	34.0	9.3	<0.001	0.03	1.70	7.5	0.7	0.3	27.0	<0.01	0.07	3.2	0.014
YY01895		695	1150	28.7	8.4	<0.001	0.02	1.91	8.0	0.6	0.3	28.5	<0.01	0.05	2.7	0.011
YY01896		159.0	1180	115.0	9.9	0.001	0.03	1.68	3.6	0.8	0.3	26.5	<0.01	0.07	2.4	0.016
YY01897		100.0	1040	26.2	7.3	<0.001	0.02	3.59	6.5	1.5	0.2	18.8	<0.01	0.18	3.1	<0.005
YY01898		69.2	1110	18.3	7.3	0.002	0.01	4.26	4.2	1.3	0.2	5.9	<0.01	0.02	4.9	<0.005
YY01899		114.0	4250	23.3	13.5	0.003	0.01	3.98	6.6	1.9	0.3	104.5	<0.01	0.19	4.8	<0.005
YY01900		141.0	500	75.4	21.0	<0.001	0.04	2.54	3.9	1.7	0.6	18.3	<0.01	0.09	5.4	0.009
YY01901		146.5	1800	48.4	12.8	0.001	0.03	1.79	4.0	1.5	0.5	16.0	<0.01	0.09	4.3	0.012
YY01902		926	690	28.9	6.0	<0.001	0.02	1.06	5.1	0.5	0.4	27.1	<0.01	0.03	2.6	0.016
YY01903		967	880	27.3	6.1	0.001	0.02	1.05	6.6	0.9	0.3	22.4	<0.01	0.04	3.8	0.016
YY01904		54.8	720	36.5	7.0	0.001	0.03	2.29	2.6	1.2	0.4	21.2	<0.01	0.10	3.3	0.022
YY01905		56.7	510	62.8	13.2	0.001	0.03	3.13	4.2	3.3	0.4	10.3	<0.01	0.17	4.3	0.009
YY01906		77.0	1540	34.5	7.6	0.002	0.19	3.41	5.6	1.6	0.2	28.9	<0.01	0.17	4.2	<0.005
YY01907		52.8	1340	31.7	8.6	0.002	0.03	2.57	3.8	1.5	0.2	20.8	<0.01	0.07	4.9	<0.005
YY01908		140.0	3420	74.4	26.0	0.006	0.07	7.71	6.5	7.9	0.5	64.0	<0.01	0.29	5.4	0.006
YY01909		16.2	420	52.6	8.9	0.001	0.02	1.33	1.7	0.7	0.7	8.9	<0.01	0.04	1.1	0.030
YY01910		16.2	400	100.5	9.7	<0.001	0.03	1.22	2.4	1.0	0.8	11.6	0.01	0.03	2.8	0.037

***** See Appendix Page for comments regarding this certificate *****

ALS Canada Ltd.
2103 Dollarton Hwy
North Vancouver BC V7H 0A7
Phone: +1 (604) 984 0221 Fax: +1 (604) 984 0218
www.alsglobal.com/geochemistry

To: **STRATEGIC METALS LTD.**
C/ O ARCHER, CATHRO & ASSOCIATES (1981) LIMITED
1016- 510 W HASTINGS ST
VANCOUVER BC V6B 1L8

Finalized Date: 15- OCT- 2017
Account: MTT

Project: Rod

CERTIFICATE OF ANALYSIS WH17203329

Sample Description	Method	ME- MS41	ME- MS41	ME- MS41	ME- MS41	ME- MS41	ME- MS41	ME- MS41
	Analyte	Tl	U	V	W	Y	Zn	Zr
	Units	ppm	ppm	ppm	ppm	ppm	ppm	ppm
	LOR	0.02	0.05	1	0.05	0.05	2	0.5
YY01834		0.24	2.97	24	0.06	33.2	213	3.5
YY01835		0.33	6.01	37	0.06	7.93	28	<0.5
YY01836		0.13	1.68	9	<0.05	16.55	116	0.9
YY01837		0.42	3.68	43	<0.05	15.65	93	1.4
YY01838		0.29	3.77	63	0.12	16.00	126	<0.5
YY01839		0.44	6.40	399	0.33	26.1	719	1.8
YY01840		3.87	15.50	795	0.38	49.8	2110	33.1
YY01841		0.96	4.12	85	<0.05	24.2	447	0.6
YY01842		0.52	4.17	86	0.07	54.4	344	2.5
YY01843		0.34	1.11	34	0.11	10.40	396	<0.5
YY01844		0.29	3.07	69	0.09	10.55	50	<0.5
YY01845		0.54	2.49	44	0.05	52.7	171	0.7
YY01846		0.17	0.78	45	0.10	28.4	75	0.5
YY01847		0.75	1.48	24	<0.05	19.20	177	2.3
YY01885		0.26	1.10	52	<0.05	20.6	136	0.7
YY01886		0.47	4.22	14	<0.05	16.95	161	16.1
YY01887		0.43	1.43	17	<0.05	9.34	173	3.3
YY01888		0.25	0.57	48	<0.05	20.7	107	1.4
YY01889		0.42	1.09	29	0.07	10.35	167	0.5
YY01890		0.02	<0.05	12	0.07	0.35	27	<0.5
YY01891		0.07	1.21	28	0.07	5.35	70	1.1
YY01892		0.08	0.80	25	0.05	6.20	55	1.0
YY01893		0.27	2.67	53	0.16	17.05	150	0.8
YY01894		0.27	3.94	50	0.10	23.7	163	0.7
YY01895		0.27	3.73	43	0.07	23.4	146	<0.5
YY01896		0.22	1.66	48	0.13	11.20	160	0.7
YY01897		0.28	1.71	31	<0.05	18.60	157	<0.5
YY01898		0.63	1.19	26	<0.05	16.05	176	1.0
YY01899		0.56	7.30	90	0.06	43.7	244	2.1
YY01900		0.39	1.63	108	0.12	6.02	273	2.5
YY01901		0.26	1.50	56	0.11	10.55	216	2.8
YY01902		0.16	2.06	43	0.20	11.85	117	1.3
YY01903		0.14	1.88	43	0.08	11.10	118	2.0
YY01904		0.30	1.74	43	0.08	5.59	158	0.7
YY01905		0.25	0.85	78	0.08	5.99	178	2.2
YY01906		0.37	2.01	28	<0.05	20.5	290	3.8
YY01907		0.46	1.88	18	<0.05	14.35	436	5.1
YY01908		0.92	7.41	134	0.06	36.6	948	1.6
YY01909		0.20	0.50	65	0.21	1.89	131	<0.5
YY01910		0.25	0.86	58	0.32	3.38	89	0.5

***** See Appendix Page for comments regarding this certificate *****

ALS Canada Ltd.

2103 Dollarton Hwy
North Vancouver BC V7H 0A7
Phone: +1 (604) 984 0221 Fax: +1 (604) 984 0218
www.alsglobal.com/geochemistry

To: **STRATEGIC METALS LTD.**
C/ O ARCHER, CATHRO & ASSOCIATES (1981) LIMITED
1016- 510 W HASTINGS ST
VANCOUVER BC V6B 1L8

Finalized Date: 15- OCT- 2017
Account: MTT

Project: Rod

CERTIFICATE OF ANALYSIS WH17203329

Sample Description	Method	Au- ICP21	ME- MS41	ME- MS41	ME- MS41	ME- MS41	ME- MS41	ME- MS41	ME- MS41	ME- MS41	ME- MS41	ME- MS41	ME- MS41	ME- MS41	ME- MS41	ME- MS41
	Analyte	Au	Ag	Al	As	Au	B	Ba	Be	Bi	Ca	Cd	Ce	Co	Cr	Cs
	Units	ppm	ppm	%	ppm	ppm	ppm	ppm	ppm	ppm	%	ppm	ppm	ppm	ppm	ppm
	LOR	0.001	0.01	0.01	0.1	0.02	10	10	0.05	0.01	0.01	0.01	0.02	0.1	1	0.05
YY01911		0.010	0.81	0.94	159.5	<0.02	<10	180	0.85	0.28	0.06	1.27	36.6	14.2	43	2.27
YY01912		0.018	0.72	0.33	23.9	<0.02	<10	210	1.15	0.28	0.01	8.82	46.1	14.3	5	4.72
YY01913		<0.001	0.13	0.60	17.8	<0.02	10	150	0.21	0.37	0.01	0.33	34.2	9.1	12	2.05
YY01914		0.011	0.63	0.29	28.4	<0.02	10	370	0.33	0.25	0.22	1.86	39.5	14.7	5	4.76
YY01915		0.012	33.5	0.55	555	<0.02	10	670	2.03	0.49	0.51	5.92	15.30	6.4	15	3.56
YY01916		0.002	1.14	0.39	23.0	<0.02	10	2940	0.89	0.18	8.75	4.40	38.6	12.2	12	1.10
YY01917		0.003	0.54	0.96	15.5	<0.02	10	1420	0.73	0.23	0.28	0.71	35.9	10.6	25	0.99
YY01918		0.006	0.95	0.50	203	<0.02	10	1360	0.49	0.23	4.39	18.30	40.5	13.1	14	1.55
YY01919		0.001	0.19	0.97	20.1	<0.02	<10	120	0.73	0.34	0.02	0.78	47.4	22.3	11	1.54
YY01920		0.004	0.57	1.48	27.4	<0.02	<10	850	0.75	0.26	0.21	0.40	34.0	10.5	29	1.64

***** See Appendix Page for comments regarding this certificate *****

ALS Canada Ltd.

2103 Dollarton Hwy
North Vancouver BC V7H 0A7
Phone: +1 (604) 984 0221 Fax: +1 (604) 984 0218
www.alsglobal.com/geochemistry

To: **STRATEGIC METALS LTD.**
C/ O ARCHER, CATHRO & ASSOCIATES (1981) LIMITED
1016- 510 W HASTINGS ST
VANCOUVER BC V6B 1L8

Finalized Date: 15- OCT- 2017
Account: MTT

Project: Rod

CERTIFICATE OF ANALYSIS WH17203329

Sample Description	Method	ME- MS41	ME- MS41	ME- MS41	ME- MS41	ME- MS41	ME- MS41	ME- MS41	ME- MS41	ME- MS41	ME- MS41	ME- MS41	ME- MS41	ME- MS41	ME- MS41	ME- MS41
	Analyte	Cu	Fe	Ga	Ge	Hf	Hg	In	K	La	Li	Mg	Mn	Mo	Na	Nb
	Units	ppm	%	ppm	ppm	ppm	ppm	ppm	%	ppm	ppm	%	ppm	ppm	%	ppm
	LOR	0.2	0.01	0.05	0.05	0.02	0.01	0.005	0.01	0.2	0.1	0.01	5	0.05	0.01	0.05
YY01911		52.9	3.73	2.39	0.05	0.03	0.99	0.037	0.10	19.9	7.3	0.22	953	3.18	0.01	0.35
YY01912		114.0	3.91	0.83	0.08	0.06	0.48	0.030	0.11	25.1	1.8	0.04	3590	2.21	0.01	<0.05
YY01913		38.8	1.61	2.23	<0.05	<0.02	0.02	0.025	0.11	16.5	3.1	0.05	568	1.55	0.01	0.25
YY01914		89.3	4.09	0.91	0.06	0.13	0.53	0.026	0.13	21.6	3.3	0.09	707	6.70	0.01	<0.05
YY01915		63.1	8.30	1.99	0.08	0.07	0.82	0.163	0.21	8.4	2.8	0.05	1440	22.3	0.01	0.09
YY01916		172.5	4.02	1.02	0.08	0.50	0.62	0.043	0.08	23.3	5.3	5.24	1420	22.0	0.03	<0.05
YY01917		47.4	3.34	2.13	0.06	0.04	0.19	0.025	0.10	19.4	8.3	0.29	839	3.06	0.01	0.33
YY01918		106.0	3.40	1.14	0.12	0.46	0.52	0.050	0.09	24.9	5.3	2.58	594	110.0	0.01	0.08
YY01919		78.4	4.88	1.37	0.06	0.03	0.06	0.042	0.11	23.4	8.3	0.08	498	5.82	0.01	0.17
YY01920		44.0	3.04	4.52	0.05	0.02	0.22	0.035	0.08	18.9	15.4	0.42	315	4.62	0.01	0.84

***** See Appendix Page for comments regarding this certificate *****

ALS Canada Ltd.

2103 Dollarton Hwy
North Vancouver BC V7H 0A7
Phone: +1 (604) 984 0221 Fax: +1 (604) 984 0218
www.alsglobal.com/geochemistry

To: **STRATEGIC METALS LTD.**
C/ O ARCHER, CATHRO & ASSOCIATES (1981) LIMITED
1016- 510 W HASTINGS ST
VANCOUVER BC V6B 1L8

Finalized Date: 15- OCT- 2017
Account: MTT

Project: Rod

CERTIFICATE OF ANALYSIS WH17203329

Sample Description	Method	ME- MS41	ME- MS41	ME- MS41	ME- MS41	ME- MS41	ME- MS41	ME- MS41	ME- MS41	ME- MS41	ME- MS41	ME- MS41	ME- MS41	ME- MS41	ME- MS41	ME- MS41
	Analyte	Ni	P	Pb	Rb	Re	S	Sb	Sc	Se	Sn	Sr	Ta	Te	Th	Ti
	Units	ppm	ppm	ppm	ppm	ppm	%	ppm	ppm	ppm	ppm	ppm	ppm	ppm	ppm	%
	LOR	0.2	10	0.2	0.1	0.001	0.01	0.05	0.1	0.2	0.2	0.2	0.01	0.01	0.2	0.005
YY01911		78.5	1130	259	11.4	0.001	0.06	4.47	2.5	1.7	0.3	30.5	<0.01	0.06	2.7	0.007
YY01912		39.6	690	56.7	7.7	<0.001	0.02	3.05	4.9	1.6	<0.2	7.1	<0.01	0.07	5.6	<0.005
YY01913		17.7	260	25.8	10.5	<0.001	0.01	1.14	1.4	0.4	0.3	3.6	<0.01	0.11	2.3	0.006
YY01914		62.4	930	52.9	8.7	0.001	0.05	2.15	6.3	0.6	<0.2	37.3	<0.01	0.08	5.5	<0.005
YY01915		43.3	4940	836	15.0	0.002	0.35	48.8	5.9	4.9	1.1	525	<0.01	0.41	4.4	<0.005
YY01916		104.0	390	13.7	5.8	0.001	0.04	3.68	7.6	2.1	0.3	1130	<0.01	0.10	5.4	0.006
YY01917		61.6	1220	22.6	7.9	0.001	0.06	1.63	5.4	1.1	0.3	60.1	<0.01	0.09	4.7	0.011
YY01918		332	810	65.8	6.9	0.007	0.06	22.5	7.4	24.1	0.6	243	<0.01	0.11	6.0	0.005
YY01919		75.1	680	23.6	10.0	<0.001	0.01	1.58	5.3	0.7	0.2	6.7	<0.01	0.16	5.7	<0.005
YY01920		41.3	1510	34.4	9.9	0.002	0.03	2.27	3.0	2.0	0.5	60.1	<0.01	0.05	2.4	0.022

***** See Appendix Page for comments regarding this certificate *****

ALS Canada Ltd.
2103 Dollarton Hwy
North Vancouver BC V7H 0A7
Phone: +1 (604) 984 0221 Fax: +1 (604) 984 0218
www.alsglobal.com/geochemistry

To: **STRATEGIC METALS LTD.**
C/ O ARCHER, CATHRO & ASSOCIATES (1981) LIMITED
1016- 510 W HASTINGS ST
VANCOUVER BC V6B 1L8

Finalized Date: 15- OCT- 2017
Account: MTT

Project: Rod

CERTIFICATE OF ANALYSIS WH17203329

Sample Description	Method	ME- MS41	ME- MS41	ME- MS41	ME- MS41	ME- MS41	ME- MS41	ME- MS41
	Analyte	Tl	U	V	W	Y	Zn	Zr
	Units	ppm	ppm	ppm	ppm	ppm	ppm	ppm
	LOR	0.02	0.05	1	0.05	0.05	2	0.5
YY01911		0.31	1.35	32	0.10	6.30	435	0.8
YY01912		0.28	1.45	8	<0.05	17.00	648	3.5
YY01913		0.10	0.87	24	0.05	1.85	121	<0.5
YY01914		0.66	1.82	20	<0.05	17.30	328	7.1
YY01915		0.70	7.69	70	0.24	24.7	771	5.6
YY01916		0.93	3.77	52	0.23	34.9	423	31.5
YY01917		0.19	1.92	42	0.10	17.60	148	1.8
YY01918		2.61	9.53	254	0.24	41.9	1790	29.6
YY01919		0.20	1.56	14	<0.05	6.67	255	1.4
YY01920		0.22	2.08	55	0.23	7.23	182	0.6

***** See Appendix Page for comments regarding this certificate *****

ALS Canada Ltd.

2103 Dollarton Hwy
North Vancouver BC V7H 0A7
Phone: +1 (604) 984 0221 Fax: +1 (604) 984 0218
www.alsglobal.com/geochemistry

To: **STRATEGIC METALS LTD.**
C/ O ARCHER, CATHRO & ASSOCIATES (1981) LIMITED
1016- 510 W HASTINGS ST
VANCOUVER BC V6B 1L8

Project: Rod

Finalized Date: 15- OCT- 2017
Account: MTT

CERTIFICATE OF ANALYSIS WH17203329

CERTIFICATE COMMENTS

ANALYTICAL COMMENTS

Applies to Method: Gold determinations by this method are semi- quantitative due to the small sample weight used (0.5g).
ME- MS41

LABORATORY ADDRESSES

Applies to Method: Processed at ALS Whitehorse located at 78 Mt. Sima Rd, Whitehorse, YT, Canada.
LOG- 22 SCR- 41

Applies to Method: Processed at ALS Vancouver located at 2103 Dollarton Hwy, North Vancouver, BC, Canada.
Au- ICP21 ME- MS41

ALS Canada Ltd.

2103 Dollarton Hwy
North Vancouver BC V7H 0A7
Phone: +1 (604) 984 0221 Fax: +1 (604) 984 0218
www.alsglobal.com/geochemistry

To: **STRATEGIC METALS LTD.**
C/ O ARCHER, CATHRO & ASSOCIATES (1981) LIMITED
1016- 510 W HASTINGS ST
VANCOUVER BC V6B 1L8

Finalized Date: 8- NOV- 2017
Account: MTT

CERTIFICATE WH17218034

Project: Rod

This report is for 1 Rock sample submitted to our lab in Whitehorse, YT, Canada on 6- OCT- 2017.

The following have access to data associated with this certificate:

HEATHER BURRELL JACK MORTON	ANDREW CARNE JEAN PAUTLER	JOAN MARIACHER

SAMPLE PREPARATION

ALS CODE	DESCRIPTION
WEI- 21	Received Sample Weight
LOG- 21	Sample logging - ClientBarCode
CRU- 31	Fine crushing - 70% < 2mm
CRU- QC	Crushing QC Test
PUL- QC	Pulverizing QC Test
SPL- 21	Split sample - riffle splitter
PUL- 31	Pulverize split to 85% < 75 um

ANALYTICAL PROCEDURES

ALS CODE	DESCRIPTION	INSTRUMENT
Au- ICP21	Au 30g FA ICP- AES Finish	ICP- AES
ME- MS41	Ultra Trace Aqua Regia ICP- MS	
Ag- OG46	Ore Grade Ag - Aqua Regia	ICP- AES
ME- OG46	Ore Grade Elements - AquaRegia	ICP- AES
Pb- OG46	Ore Grade Pb - Aqua Regia	ICP- AES
Ag- GRA21	Ag 30g FA- GRAV finish	WST- SIM
Pb- VOL70	Pb by Titration	

To: **STRATEGIC METALS LTD.**
ATTN: JOAN MARIACHER
C/ O ARCHER, CATHRO & ASSOCIATES (1981) LIMITED
1016- 510 W HASTINGS ST
VANCOUVER BC V6B 1L8

This is the Final Report and supersedes any preliminary report with this certificate number. Results apply to samples as submitted. All pages of this report have been checked and approved for release.

***** See Appendix Page for comments regarding this certificate *****

Signature: 

Colin Ramshaw, Vancouver Laboratory Manager

ALS Canada Ltd.

2103 Dollarton Hwy
North Vancouver BC V7H 0A7
Phone: +1 (604) 984 0221 Fax: +1 (604) 984 0218
www.alsglobal.com/geochemistry

To: **STRATEGIC METALS LTD.**
C/ O ARCHER, CATHRO & ASSOCIATES (1981) LIMITED
1016- 510 W HASTINGS ST
VANCOUVER BC V6B 1L8

Finalized Date: 8- NOV- 2017
Account: MTT

Project: Rod

CERTIFICATE OF ANALYSIS WH17218034

Sample Description	Method	WEI- 21	Au- ICP21	ME- MS41	ME- MS41	ME- MS41	ME- MS41	ME- MS41	ME- MS41	ME- MS41	ME- MS41	ME- MS41	ME- MS41	ME- MS41	ME- MS41	ME- MS41
	Analyte	Recvd Wt.	Au	Ag	Al	As	Au	B	Ba	Be	Bi	Ca	Cd	Ce	Co	Cr
	Units	kg	ppm	ppm	%	ppm	ppm	ppm	ppm	ppm	ppm	%	ppm	ppm	ppm	ppm
	LOR	0.02	0.001	0.01	0.01	0.1	0.02	10	10	0.05	0.01	0.01	0.01	0.02	0.1	1
S054751		1.56	0.036	>100	0.05	166.0	<0.02	<10	10	0.05	0.10	0.01	53.3	0.29	<0.1	4

***** See Appendix Page for comments regarding this certificate *****

ALS Canada Ltd.
2103 Dollarton Hwy
North Vancouver BC V7H 0A7
Phone: +1 (604) 984 0221 Fax: +1 (604) 984 0218
www.alsglobal.com/geochemistry

To: **STRATEGIC METALS LTD.**
C/ O ARCHER, CATHRO & ASSOCIATES (1981) LIMITED
1016- 510 W HASTINGS ST
VANCOUVER BC V6B 1L8

Finalized Date: 8- NOV- 2017
Account: MTT

Project: Rod

CERTIFICATE OF ANALYSIS WH17218034

Sample Description	Method	ME- MS41	ME- MS41	ME- MS41	ME- MS41	ME- MS41	ME- MS41	ME- MS41	ME- MS41	ME- MS41	ME- MS41	ME- MS41	ME- MS41	ME- MS41	ME- MS41	ME- MS41
	Analyte	Cs	Cu	Fe	Ga	Ge	Hf	Hg	In	K	La	Li	Mg	Mn	Mo	Na
	Units	ppm	ppm	%	ppm	ppm	ppm	ppm	ppm	%	ppm	ppm	%	ppm	ppm	%
	LOR	0.05	0.2	0.01	0.05	0.05	0.02	0.01	0.005	0.01	0.2	0.1	0.01	5	0.05	0.01
S054751		<0.05	501	0.03	0.16	0.09	<0.02	14.00	<0.005	<0.01	<0.2	0.1	<0.01	<5	27.5	<0.01

***** See Appendix Page for comments regarding this certificate *****

ALS Canada Ltd.
2103 Dollarton Hwy
North Vancouver BC V7H 0A7
Phone: +1 (604) 984 0221 Fax: +1 (604) 984 0218
www.alsglobal.com/geochemistry

To: **STRATEGIC METALS LTD.**
C/ O ARCHER, CATHRO & ASSOCIATES (1981) LIMITED
1016- 510 W HASTINGS ST
VANCOUVER BC V6B 1L8

Finalized Date: 8- NOV- 2017
Account: MTT

Project: Rod

CERTIFICATE OF ANALYSIS WH17218034

Sample Description	Method	ME- MS41	ME- MS41	ME- MS41	ME- MS41	ME- MS41	ME- MS41	ME- MS41	ME- MS41	ME- MS41	ME- MS41	ME- MS41	ME- MS41	ME- MS41	ME- MS41	ME- MS41
	Analyte	Nb	Ni	P	Pb	Rb	Re	S	Sb	Sc	Se	Sn	Sr	Ta	Te	Th
	Units	ppm	ppm	ppm	ppm	ppm	ppm	%	ppm	ppm	ppm	ppm	ppm	ppm	ppm	ppm
	LOR	0.05	0.2	10	0.2	0.1	0.001	0.01	0.05	0.1	0.2	0.2	0.2	0.01	0.01	0.2
S054751		<0.05	<0.2	400	>10000	0.1	<0.001	>10.0	2390	0.5	35.3	33.4	20.8	<0.01	0.07	<0.2

***** See Appendix Page for comments regarding this certificate *****

ALS Canada Ltd.
2103 Dollarton Hwy
North Vancouver BC V7H 0A7
Phone: +1 (604) 984 0221 Fax: +1 (604) 984 0218
www.alsglobal.com/geochemistry

To: **STRATEGIC METALS LTD.**
C/ O ARCHER, CATHRO & ASSOCIATES (1981) LIMITED
1016- 510 W HASTINGS ST
VANCOUVER BC V6B 1L8

Finalized Date: 8- NOV- 2017
Account: MTT

Project: Rod

CERTIFICATE OF ANALYSIS WH17218034

Sample Description	Method	ME- MS41	ME- MS41	ME- MS41	ME- MS41	ME- MS41	ME- MS41	ME- MS41	ME- MS41	Ag- OG46	Pb- OG46	Ag- GRA21	Pb- VOL70
	Analyte	Ti	Tl	U	V	W	Y	Zn	Zr	Ag	Pb	Ag	Pb
	Units	%	ppm	ppm	ppm	ppm	ppm	ppm	ppm	ppm	%	ppm	%
	LOR	0.005	0.02	0.05	1	0.05	0.05	2	0.5	1	0.001	5	0.01
S054751		<0.005	0.63	2.85	9	0.09	0.51	1860	<0.5	>1500	>20.0	2010	79.82

***** See Appendix Page for comments regarding this certificate *****

ALS Canada Ltd.

2103 Dollarton Hwy
North Vancouver BC V7H 0A7
Phone: +1 (604) 984 0221 Fax: +1 (604) 984 0218
www.alsglobal.com/geochemistry

To: **STRATEGIC METALS LTD.**
C/ O ARCHER, CATHRO & ASSOCIATES (1981) LIMITED
1016- 510 W HASTINGS ST
VANCOUVER BC V6B 1L8

Project: Rod

Page: Appendix 1
Total # Appendix Pages: 1
Finalized Date: 8- NOV- 2017
Account: MTT

CERTIFICATE OF ANALYSIS WH17218034

CERTIFICATE COMMENTS

ANALYTICAL COMMENTS

Applies to Method: Gold determinations by this method are semi- quantitative due to the small sample weight used (0.5g).
ME- MS41

LABORATORY ADDRESSES

Applies to Method: Processed at ALS Whitehorse located at 78 Mt. Sima Rd, Whitehorse, YT, Canada.

CRU- 31	CRU- QC	LOG- 21	PUL- 31
PUL- QC	SPL- 21	WEI- 21	

Applies to Method: Processed at ALS Vancouver located at 2103 Dollarton Hwy, North Vancouver, BC, Canada.

Ag- GRA21	Ag- OG46	Au- ICP21	ME- MS41
ME- OG46	Pb- OG46	Pb- VOL70	