ARCHER, CATHRO & ASSOCIATES (1981) LIMITED
1016 - 510 West Hastings Street
Vancouver, B.C. V6B 1L8
Telephone: 604-688-2568 Fax: 604-688-2578

ASSESSMENT REPORT

describing

GEOLOGY, MINERALIZATION, GEOCHEMICAL SURVEYS, DIAMOND DRILLING, METALLURGICAL TESTING AND MINERAL RESOURCES

at the

KEG PROPERTY

An, Fub, Hot, JRV, Keg, Ku, Reb, Snap, Tap, Tay and Vat claims.

NTS Map Sheets 105K/05, 06, 07 ,08 ,09 10, 11 & 12
Latitude 62□35´N; Longitude 133□19´W

located in the
Whitehorse Mining District
Southwestern Yukon Territory

Field work performed from May 10 to September 11, 2012

prepared by

Archer, Cathro & Associates (1981) Limited

for

SILVER RANGE RESOURCES LTD.

by

Matthew R. Dumala, P.Eng.

June 2013

CONTENTS

INTRODUCTION	1
PROPERTY DESCRIPTION AND LOCATION	1
ACCESSIBILITY, CLIMATE, LOCAL RESOURCES, INFRASTRUCTURE AND PHYSIOGRAPHY	2
HISTORY	4
GEOLOGICAL SETTING	17
GEOLOGY OF SPECIFIC ZONES	19
MINERALIZATION	26
SOIL GEOCHEMISTRY	49
HISTORICAL STREAM SEDIMENT GEOCHEMISTRY	53
GEOPHYSICAL SURVEYS	54
HISTORICAL TRENCHING	55
HISTORICAL DIAMOND DRILLING	57
RECENT DRILLING	62
MINERAL PROCESSING AND METALLURGICAL TESTING	71
MINERAL RESOURCE ESTIMATE	80
DEPOSIT TYPES	87
OTHER STUDIES	90
RECOMMENDATIONS	92

APPENDICES

I STATEMENT OF QUALIFICATIONS

II STATEMENT OF EXPENDITURES

III ROCK SAMPLE DESCRIPTIONS

IV CERTIFICATES OF ANALYSIS

V SAMPLING METHODS

VI DRILL HOLE COLLAR SURVEYS

VII GEOLOGY AND GEOTECHNICAL LOGS

VIII METALLURGICAL TESTS – MELIS ENGINEERING LTD.

IX GRAVITY AND LEACH TESTS – SGS CANADA INC.

X REPORT OF METALLURGICAL TEST WORK MARCH 2013 – KAPPES CASSIDAY & ASSOCIATES

XI WATER QUALITY REPORTS – J. GIBSON ENVIRONMENTAL CONSULTING

TABLES

Table 1 – Exploration History of Keg 5
Table 2 – Lithological Units 18
Table 3 – Geochemical Data for Rock Samples 26
Table 4 – Mineralized Zones and Showing Data 27
Table 5 – Owl Zone Historical Rock Sample Results 30
Table 6 – Vent Trench Sampling – Significant Intervals 35
Table 7 – Weld Zone – Weld Main Showing Trench Results 36
Table 8 – Hammer Zone Assay Highlights 39
Table 9 – Cody Zone Assay Highlights 40
Table 10 – Cirque Zone Granite-Hosted Vein Assay Highlights 42
Table 11 – Cirque Zone Metasedimentary-Hosted Vein Assay Highlights 43
Table 12 – Arseno Showing Rock Assay Highlights 44
Table 13 – Dyke Showing Rock Assay Highlights 45
Table 14 – Bubble Showing Rock Assay Highlights 45
Table 15 – Creek Showing Rock Assay Highlights 46
Table 16 – Significant Krist Showing Rock Sample Results 47
Table 17 – Risby Main Showing Rock Assay Highlights 47
Table 18 – Risby Northeast Showing Rock Assay Highlights 48
Table 19 – Orange Zone Rock Assay Highlights 48
Table 20 – Geochemical Data for Soil Samples 49
Table 21 – Primary Soil Anomalies 50
Table 22 – Secondary Soil Anomalies 53
Table 23 – Significant Cirque Zone Historical Trench Sample Results 56
Table 24 – Historical Drill Hole Data 57
Table 25 – Highlight Keg Main Zone Drill Assay Highlights 64
Table 26 – Owl Southwest Zone Drill Assay Highlights 65
Table 27 – Weld Zone Drill Assay Highlights 65
Table 28 – Hammer Zone Drill Assay Highlights 66
Table 29 – Cirque Zone Drilling Assay Highlights 67
Table 30 – Drill Assay Highlights 68
Table 31 – Risby Zone Drill Assay Highlights 69
Table 32 – Rebel Zone Reverse Circulation Drill Assay Highlights 70
Table 33 – Test Composites – Assay Head Grades for Key Elements 71
Table 34 – Summary of Lock Cycle Test Results 73
Table 35 – Lock Cycle Tests - Comparison of Head Grades and Recoveries 74
Table 36 – Lock Cycle Test No. 1 - Flotation Tailings Solids Analysis 75
Table 37 – Lock Cycle Test No. 1 - Combined Flotation Tailings Supernatant Aging Test Assays 76
Table 38 – Toxicity Tests on Lock Cycle test No. 1 Combined Flotation Tailings Day 56 Supernatant 78
Table 39 – Composite Head Grades 78
Table 40 – Sulphuric Acid Leach Recoveries 79
Table 41 – Results from ALS Minerals cyanide leach tests 79
Table 42 – Results from KCA cyanide leach tests 80

Table 43 – Assays within the Mineralized Solid and Waste 81
Table 44 – Silver Populations within the Mineralized Solid 81
Table 45 – Capping Levels for all Variables within the Mineralized Solid and Waste 82
Table 46 – Capped Assays within the Mineralized Solid and Waste 82
Table 47 – Five Metre Composites within the Mineralized Solid and Waste 83
Table 48 – Pearson Correlation Coefficients 83
Table 49 – Semivariogram Parameters 84
Table 50 – Specific Gravity Determinations Sorted by Rock Type 85
Table 51 – Kriging Search Parameters for Silver 86
Table 52 – Inferred Mineral Resource within Mineralized Solid 86
Table 53 – Inferred Mineral Resource within Total Blocks 87
Table 54 – Comparison of Keg Main Zone with Multi-Metal, Bulk-Tonnage Deposits 88
Table 55 – Comparison of Hammer Zone and Keno Hill Camp 89

FIGURES

No.	Description	Follows Page
1	Property Location	1
2	Claim Locations	In pocket
3	Geomorphology	3
4	Historical Claims	5
5	Tectonic Setting	17
6	Regional Geology	In pocket
7	Map Area A – Keg Main Zone Geology	19
8	Cross Section of Keg Main Zone	19
9	Stratigraphic Column of Keg Main Zone	19
10	Map Area B – Owl Zone Geology	19
11	Map Area C – RGS & Drex Zones Geology	19
12	Map Area D – Rebel Zone Geology	19
13	Map Area E – Hammer, Cody, Cirque, Snap & Risby Zones Geology	In pocket
14	Zone Locations	26
15	2012 Rock Sample Locations	In pocket
16	Keg Main and Keg South Zones Rock Geochemistry	In pocket
17	Owl Zone Rock Geochemistry	29
18	Owl Southwest Zone Rock Geochemistry	31
19	Zeno Zone Rock Geochemistry	In pocket
20	Payne Zone Rock Geochemistry	31
21	RGS Zone Rock Geochemistry	In pocket
22	Drex Zone Rock Geochemistry	In pocket
23	Archimedes Zone Rock Geochemistry	In pocket
24	Euclid Zone Rock Geochemistry – Silver and Gold	In pocket
25	Euclid Zone Rock Geochemistry – Lead and Zinc	In pocket
26	Euclid Zone Rock Geochemistry – Copper and Tin	In pocket
27	Vent Zone Rock Geochemistry	In pocket
28	Vent Zone – Trench TRX-12-01	In pocket
29	Vent Zone – Trench TRX-12-02A	In pocket
30	Weld Zone Rock Geochemistry	In pocket
31	Ku Zone Rock Geochemistry	In pocket
32	Hammer Zone Rock Geochemistry	38
33	Cody Zone Rock Geochemistry	In pocket
34	Cirque Zone Rock Geochemistry	In pocket
35	Snap South Zone Rock Geochemistry - Arseno	In pocket
36	Snap North Zone Rock Geochemistry – Dyke/Bubble	In pocket
37	Snap Zone Rock Geochemistry – Krist	In pocket
38	Risby Zone Rock Geochemistry	In pocket
39	Orange Zone Rock Geochemistry	In pocket
40	Soil Sample Locations Map Legend	49
41	Soil Sample Locations A – Keg East, VII, VIII Zones	In pocket
42	Soil Sample Locations B – Owl Southwest Zone	In pocket

43	Soil Sample Locations C – Zeno & III Zones	In pocket
44	Soil Sample Locations D – II Zone	49
45	Soil Sample Locations E – Payne Zone	49
46	Soil Sample Locations F – Keg Northwest Zone	In pocket
47	Soil Sample Locations G – XVII Zone	49
48	Soil Sample Locations H – Tap Zone	49
49	Soil Sample Locations I – Archimedes, Euclid & Vent Zones	In pocket
50	Soil Sample Locations J – Weld Zone	In pocket
51	Soil Sample Locations K – Ku Zone	In pocket
52	Soil Sample Locations M – Hammer, Cody & Cirque Zones	In pocket
53	Soil Sample Locations N – Orange Zone	In pocket
54	Silver Soil Geochemistry	In pocket
55	Gold Soil Geochemistry	In pocket
56	Zinc Soil Geochemistry	In pocket
57	Lead Soil Geochemistry	In pocket
58	Copper Soil Geochemistry	In pocket
59	Tin Soil Geochemistry	In pocket
60	Tungsten Soil Geochemistry	In pocket
61	Bismuth Soil Geochemistry	In pocket
62	Antimony Soil Geochemistry	In pocket
63	Molybdenum Soil Geochemistry	In pocket
64	Keg Main Zone Silver Soil Geochemistry	51
65	Keg Main Zone Lead Soil Geochemistry	51
66	Keg Main Zone Zinc Soil Geochemistry	51
67	Keg Main Zone Copper Soil Geochemistry	51
68	Keg Main Zone Tin Soil Geochemistry	51
69	Keg Main Zone Indium Soil Geochemistry	51
70	Total Magnetic Intensity Rotated To Pole	In pocket
71	Total Phase Rotated in Phase at 90 Hz	In pocket
72	Keg Main Zone Total Magnetic Intensity Rotated To Pole	54
73	Keg Main Zone Total Phase Rotated in Phase at 90 Hz	54
74	Keg Main Zone Resistivity & Chargeability from IP Surveys	54
75	DDH Locations & Section Plan – Keg Main and Keg East Zones	63
76	Keg Zone – Section 9+840E	63
77	Keg Zone – Section 10+140E	63
78	Keg Zone – Section 10+240E	63
79	Keg Zone – Section 10+340E	63
80	Keg Zone – Section 10+440E	63
81	Keg Zone – Section 10+540E	63
82	Keg Zone – Section 10+640E	63
83	Keg Zone – Section 10+740E	63
84	Keg Zone – Section 10+840E	63
85	Keg Zone – Section 10+940E	63
86	Keg Zone – Section 11+040E	63
87	Keg Zone – Section 11+140E	63
88	Keg Zone – Section 11+240E	63

89	Keg Zone – Section 11+440E	63
90	Keg Zone – Section 11+540E	63
91	Keg East Zone – Section 11-900E	63
92	DDH Locations & Section Plan – Owl Southwest Zone	64
93	Owl Southwest Zone – Section OSW-12-01	64
94	Owl Southwest Zone – Section OSW-12-02	64
95	DDH Locations & Section Plan – Weld Zone	65
96	Weld Zone – Section WLD-12-001	65
97	Weld Zone – Section WLD-12-002	65
98	DDH Locations & Section Plan – Hammer Zone	65
99	Hammer Zone – Section 9+515NW	65
100	Hammer Zone – Section 9+615NW	65
101	Hammer Zone – Section 9+715NW	65
102	Hammer Zone – Section 9+800NW	65
103	Hammer Zone – Section 9+830NW	65
104	Hammer Zone – Section 9+915NW	65
105	Hammer Zone – Section 10+000NW	65
106	Hammer Zone – Section 10+030NW	65
107	Hammer Zone – Section 10+130NW	65
108	Hammer Zone – Section HAM-12-010	65
109	Hammer Zone – Section HAM-12-011	65
110	Hammer Zone – Central Vein Piercement Points	67
111	Hammer Zone – West Vein Piercement Points	67
112	DDH Locations & Section Plan – Cirque Zone	67
113	[Cirque Zone – Section CRQ-12-001]	67
114	[Cirque Zone – Section CRQ-12-002]	67
115	[Cirque Zone – Section CRQ-12-003]	67
116	Cirque Zone – Section CRQ-12-04	67
117	DDH Locations & Section Plan – Snap & Risby Zones	68
118	Snap Zone – Section 10+000N	68
119	Snap Zone – Section 10+230N	68
120	Risby Zone – Section RBY-12-001	69
121	RCH Locations & Section Plan – Rebel Zone	70
122	Rebel Zone – Section 1	In pocket
123	Rebel Zone – Section 2	70
124	Rebel Zone – Section 3	70
125	Rebel Zone – Section 4	70
126	Rebel Zone – Section RCH-12-02	70
127	Rebel Zone – Section RCH-12-03	70
128	Rebel Zone – Section RCH-12-04	70
129	Rebel Zone – Section RCH-12-12	70
130	Rebel Zone – Section RCH-12-18	70
131	Epithermal Vein Model	89

INTRODUCTION

The Keg property (the "Property") is situated in south-central Yukon and is wholly owned by Silver Range Resources Ltd. It covers two belts of epigenetic silver rich mineralization, which are located north of the syngenetic sedimentary exhalite deposits of the Anvil District. The Property hosts a bulk tonnage silver-lead-zinc-copper±tin±indium deposit (the "Keg Deposit"), 24 other known mineralization zones and numerous multi-element soil geochemical anomalies.

This report describes an exploration program that was conducted on the Property by Archer, Cathro & Associates (1981) Limited ("Archer Cathro") in summer 2012 on behalf of Silver Range. Field work was performed between May 10 and September 11. It comprised detailed- and regional-scale geochemical sampling, prospecting, geological mapping, trenching, drill pad construction, 15,160.21 m of diamond drilling in 65 holes, 1,104.90 m of reverse circulation percussion drilling in 19 holes and various environmental surveys. In December 2012, metallurgical testwork and an initial resource estimation were completed on the Keg Deposit. The author supervised the 2012 exploration program, and his Statement of Qualifications is located in Appendix I. A Statement of Expenditures related to the program is included in Appendix II.

PROPERTY DESCRIPTION AND LOCATION

The Property is located in the Whitehorse Mining District within south-central Yukon and is centred at latitude 62°35′ north and longitude 133°18′ west on NTS map sheets 105K/06, 07, 08, 10, 11 and 12 (Figure 1).

The Property comprises 4,744 mineral claims that cover an area about 955 km^2. The claims are registered in the name of Archer, Cathro & Associates (1981) Limited, which holds them in trust for Silver Range. Specifics concerning claim registration are tabulated below, while the locations of individual claims are shown on Figure 2.

Claim Name	Grant Number	Expiry Date*
An 1-3	YE53681-YS53683	March 13, 2021
8-13	YE53688-YE53693	March 13, 2021
44-105	YE53724-YE53785	March 13, 2021
110-113	YE53790-YE53793	March 13, 2021
Fub 1-44	YC97745-YC97788	March 13, 2024
Hot 1	YC19031	March 13, 2024
JRV 6	YC59923	March 13, 2020
8	YC59925	March 13, 2020
10	YC59927	March 13, 2020
12	YC59929	March 13, 2020
20-24	YC59937-YC59941	March 13, 2020
41-44	YC59958-YC59961	March 13, 2020
Keg 1-15	YD11773-YD11787	March 13, 2023
16-53	YD33666-YD33703	March 13, 2024
54-369	YD62954-YD63269	March 13, 2024

370-549	YD27420-YD27599	March 13, 2024
550-569	YD28051-YD28070	March 13, 2024
570-1300	YD31870-YD32600	March 13, 2024
1301-1332	YD90531-YD90562	March 13, 2024
1339-1340	YD90563-YD90564	March 13, 2024
1341-1548	YD00451-YD00658	March 13, 2020
1549-1560	YD122165-YD122176	March 13, 2020
1561-1930	YD00671-YD01040	March 13, 2020
1931-2044	YD01287-YD01400	March 13, 2020
2045-2268	YD117925-YD118148	March 13, 2020
2269-2270	YD118999-YD119000	March 13, 2020
2271-2404	YF36701-YF36834	March 13, 2018
Ku 1-680	YE53001-YE53680	March 13, 2017
681-740	YF40521-YF40580	August 2, 2013
741-808	YF40581-YF40648	March 13, 2018
809-880	YF40649-YF40720	August 2, 2013
Reb 1-20	YD09253-YD09272	February 16, 2024
21-56	YD62918-YD62953	March 13, 2024
57-72	YD28035-YD28050	March 13, 2024
73-179	YD01179-YD01285	March 13, 2020
Snap 1-44	YD118149-YD118192	March 13, 2020
45-73	YD118327-YD118355	March 13, 2020
74-157	YD121704-YD121787	March 13, 2020
Tap 1-120	YD118801-YD118920	March 13, 2020
121-160	YD118271-YD118310	March 13, 2020
161-194	YF40911-YF40944	March 13, 2018
Tay 1-314	YD27721-YD28034	March 13, 2024
Vat 1-81	YD31761-YD31841	March 13, 2020
82-176	YE14906-YE15000	March 13, 2021
177-272	YD155407-YD155502	March 13, 2021
273-309	YE14143-YE14179	March 13, 2021
310-484	YF40730-YF40904	March 13, 2018

*Expiry dates include 2012 work expenditures that have been filed for assessment credit but approval is pending until the Mining Recorder officially accepts this report.

ACCESSIBILITY, CLIMATE, LOCAL RESOURCES, INFRASTRUCTURE AND PHYSIOGRAPHY

The Property lies 40 km north of the town of Faro, which is the nearest supply centre. Faro can be reached in all seasons by two wheel drive vehicles using the Yukon highway system from Whitehorse, the territorial capital and main transportation hub. Faro is located 356 km by road from Whitehorse.

Faro formerly serviced the mines and mill of the Anvil District. A heavy duty haulage road and a high voltage power line extend from the town site to the Faro mine and mill site, which are

located 25 km south of the Keg Deposit through low hilly terrain. Electricity for the power line comes from a hydroelectric dam and diesel generators, located in Whitehorse. At present, there is no excess capacity on the Yukon electrical grid, but the Government of Yukon is currently studying the viability of liquefied natural gas fired, electrical generation plants.

Portable electrical generators provide sufficient power for exploration stage programs on the Property. Creeks on the Property provide sufficient water for camp and diamond drilling requirements. The Property has sufficient sites for mining, administrative and camp buildings, potential tailings storage, potential waste disposal and potential processing plants, with no conflicting surface rights.

The majority of supplies and services required for mineral exploration are available in Whitehorse. Many services are also available in Faro including a hotel, a restaurant, limited fuel sales, a first aid station, an all-weather airport, various types of aircraft and an RCMP detachment. There are a number of vacant houses, apartment complexes and commercial buildings in Faro, and many undeveloped lots.

In 2012, access to the property and daily logistical support were provided by an Eurocopter A-Star B3 helicopter, a Bell 206B helicopter and a Hughes 500D helicopter, all based at a seasonal camp on the Property or at the Faro airport. All three helicopters were operated by Trans North Helicopters of Whitehorse, Yukon. Rented lots at the Faro airport served as a logistical staging area and core logging facility. Crews were housed in tents at a 40 person camp located on the Property, in a crew house at Faro or in a hotel at Faro. Most project administration and core processing were done at the camp on the Property.

The Property is situated in the Anvil Range of the Pelly Mountains and is drained by creeks that flow into the Tay River, which ultimately connects to the Pacific Ocean via the Pelly and Yukon Rivers. One creek and one small lake on the Property have been assigned informal names (Ivan Creek and Marijke Lake) for the sake of this report (Figure 3).

The southern part of the property lies on the northern flank of Mount Mye, which is highest peak in the region.

The Property covers an area of mountains, ridges, upland plateaus and valley bottoms. Local elevations on the Property range between 820 m and 2050 m above sea level. Rounded peaks with rare talus slopes and sparse vegetation are typical of many alpine areas, but sharp rocky ridges are common in the Mount Mye area. Broad, well-treed, U-shaped valleys characterize lower elevations. Outcrop is generally limited to ridge crests, steep northern faces and deeply incised creek cuts. Hillsides and many valleys are well drained, but local swampy areas and ponds are present in some low-lying areas and along flat-topped ridges.

Slopes near treeline are vegetated primarily with staghorn moss, thick brush and stunted spruce and poplar trees. The density and size of vegetation gradually increases on lower slopes. Mature spruce forests are only found along creeks or on south-facing slopes. Understory comprises dwarf birch and mountain alder, with a thick layer of sphagnum moss. Due to a combination of

shade, locally poor drainage and a thick insulating blanket of sphagnum moss, permafrost is prevalent on north facing slopes.

Much of the overburden in the region is associated with the most recent Cordilleran ice sheet, the McConnell glaciation, which is believed to have covered south and central Yukon between 26,500 and 10,000 years ago (Yukon Geological Survey, 2010a). Tay River map area was glaciated by ice sheets emanating from the Selwyn and Pelly Mountains and by local glaciers from the Anvil Range. Ice was funneled into Tintina Trench and followed that topographic lineament northwest into central Yukon (Bond, 1999). McConnell deglaciation occurred rapidly when the equilibrium line rose significantly above the 1830 m elevation, resulting in starvation of the ice sheets. During a subsequent re-advance in the Anvil Range, local alpine glaciers did not form (Bond, 2001) and ice advanced outwards from the Tintina Trench and other deep valleys where glaciers had accumulated.

The climate at the Property is typical of northern continental regions with long, cold winters, truncated fall and spring seasons and short, mild summers. Although summers are relatively warm, snowfall can occur in any month at higher elevations. The Property is mostly snow free from late May to late September. According to Environment Canada, summer temperatures in the town of Faro average 18 to 21ºC during the day and 6 to 9ºC at night (Environment Canada, 2010). Winter temperatures average -17 to -10ºC during the daytime. Total annual precipitation over the 1971 to 2000 period averaged 316 mm, with little over two-thirds falling as rain and about 110 cm as snow.

HISTORY

Historical exploration was largely compiled from assessment reports submitted to the Whitehorse Mining Recorder.

Apart from prospecting for placer gold early in the 20th century and reconnaissance-scale mapping done by the Geological Survey of Canada in the 1930s (Johnston, 1936), there was no reported exploration activity in the Faro area until the Canol Road was built during World War II, thus providing better access to the district (Wober, 1967). The first significant discovery in the area was made in 1953, when Prospector Airways identified sedimentary exhalative (Sedex) style, zinc-lead-silver mineralization at the Vangorda Deposit (Figure 1). No further discoveries were made until 1965, when Dynasty Explorations and Cyprus Mining Corp. Ltd. found similar mineralization at the nearby Faro Deposit. This larger deposit stimulated a staking rush and extensive exploration throughout the area by various operators (Cathro, 1967).

Over the next 20 years, exploration resulted in identification of additional Sedex deposits, which define a narrow, northwesterly trending belt (Anvil Belt). Three deposits in this belt have been developed (Vangorda, Faro and Grum), while two others (Grizzly and Swim) are partially delineated. Several exploration programs were conducted northeast of the Anvil Belt in the vicinity of the Property, but they were deemed to be unsuccessful because Sedex-style mineralization was not found.

Between 1965 and 1978, numerous operators worked within the boundaries of the current Property. Although strong geochemical and geophysical anomalies were detected, follow up drilling intersected only fracture-filling and skarn/carbonate replacement style mineralization, which was dismissed because the focus of exploration was on massive sulphide, Sedex deposits. After 1978, work in the area tapered off.

Historical work within the bounds of the Property was concentrated in six main areas (Keg, Owl/Zeno, Archimedes, Marks, Rebel and Cody/Cirque/Snap/Risby areas) that generally yielded positive geochemical and geophysical results. These areas are documented in the Yukon Minfile database. Table I lists the year of work, owner/operator, claim group name, work performed and results for each program by area, while Figure 4 illustrates the relative locations of many of the old claim blocks.

Table 1 – Exploration History of Keg Property (after Deklerk and Traynor, 2005, complete list of references provided below Table 1)

Year of Work (Report #)	Owner/ Operator	Claim Group	Work Performed	Results
KEG AREA				
1965 (Minfile)	Anvil Mining Corporation Ltd.	Ivan	Staked claims following an airborne magnetic (mag) and electromagnetic (EM) survey	n/a
1966 (091262)	Anvil Mining	Ivan	Diamond drilling (464.5 m in 4 holes)	Intersected disseminated Pb-Zn mineralization, but no sulphides of economic significance observed, no assaying done.
1966 (019008)	Yukon Copper Ltd.	Caribou Lake Property (Tara, Dane, Hal & Mark claims)	Staked claims Airborne mag and EM survey Geological mapping Soil sampling	Outlined 3 zones of favourable geophysical and geochemical (Cu-Pb-Zn) response.
1966 (Minfile)	Yukon Copper. -- Northern Empire Mines Ltd.	n/a	Yukon Copper Ltd. reorganized as Northern Empire Mines Ltd.	n/a
1967 (019007)	Northern Empire	Caribou Lake Property (Tara, Dane, Hal & Mark, added Bark claims)	Additional claims staked Line cutting Soil and rock geochemical sampling Geological mapping	Outlined new soil anomalies and better defined known soil anomalies. 4 grab samples yielded between 2.8-4.5% Zn, 0.04-0.18% Cu and 6.2-11 g/t Ag.
1968 (019007)	Northern Empire	Caribou Lake Property (Tara, Dane, Hal, Mark &	Bulldozer trenching	Exposed disseminated to massive pyrrhotite-pyrite-sphalerite±chalcopyrite±galena ±scheelite in bedrock. A 15 x 3 m sulphide lens

		Bark)		averaged 1.25% Zn, 0.05% Cu and 3.4 g/t Ag; and a partially exposed pyrrhotite band returned 2.84% Zn and 0.37% Cu over 2.4 m.
1969 (Minfile)	Inter-Tech Development and Resources Ltd.	Ter	Restaked old Ivan claims as Ter	n/a
1971 (Minfile)	Northern Empire -- Northern Homestake Mines Ltd.	Caribou Lake Property (Hal)	Northern Homestake acquired property from Northern Empire	n/a
1972 (Minfile)	Northern Homestake	Caribou Lake Property (Hal)	Bulldozer trenching	No record of work.
1972 (Minfile)	Ridgemont Mining Corporation (Cyprus Anvil Mining Corporation)	Dana & Irma	Restaked old Ivan & Ter claims as Dana, staked Irma to NW	n/a
1973 (Minfile)	Northern Homestake -- Ridgemont (Cyprus Anvil)	Hal	Ridgemont optioned property from Northern Homestake	n/a
1973 (060933)	Ridgemont (Cyprus Anvil)	Dana	Soil sampling	2750 x 300 m soil anomaly with coincident highly anomalous Zn-Pb-Cu values.
1974 (Minfile)	Ridgemont (Cyprus Anvil)	Hal, added Halo claims	Staked additional claims (Halo) Geological mapping Geochemical surveys Mag, EM and IP surveys	No record of work.
1974 (Minfile)	Ridgemont -- Cyprus Anvil	Dana, Irma, Hal & Halo	Property transferred to Cyrpus Anvil	n/a
1974 (091263)	Cyprus Anvil	Dana, Hal & Halo	Diamond drilling (494 m in 3 holes)	Best intercept yielded 1.24% Zn, 0.46% Pb, 0.14% Cu and 34 g/t Ag over 49 m.
1975 (091264)	Cyprus Anvil	Dana & Halo	Diamond drilling (627 m in 3 holes)	Intersected less extensive but locally higher grade mineralization than 1974 holes. Best intercept yielded 3.52% Zn and 0.13% Cu over 8.0 m.
1975 (090083)	Cyprus Anvil	Irma	Mag & gravity survey	Separate, distinct magnetic and gravity anomalies defined.
1977 (090205)	Cyprus Anvil	Irma	IP survey	Showed presence of large anomalous zone that correlates to 1975 gravity anomaly.
1978 (091265)	Cyprus Anvil	Irma	Diamond drilling (159 m in one hole)	No assays reported.
1990 (092964)	YGC Resources Ltd.	Keg	Staked claims Prospecting Geochemical survey	Subdued Au values obtained.

2010	Strategic Metals Ltd.	Keg	Staked claims Prospecting Geochemical survey IP survey VTEM & mag survey Diamond Drilling (958.27 m in 4 holes)	Best drill intercept returned 50.09 g/t Ag, 1.20% Zn, 0.65% Pb, 0.14% Cu, 217 ppm Sn over 125.70 m. Identified several additional soil anomalies and mineralized zones.
OWL/ZENO AREA				
1969 (060180)	Atlas Exploration Company Ltd.	Owl (Owl area)	Staked claims to cover anomalous geochemical values	n/a
1970 (060180)	Atlas Exploration	Owl (Owl area)	Staked additional claims Line cutting Geological mapping Stream sediment sampling Soil sampling Mag, EM and gravity surveys	Discovered disseminated and fracture-filling Zn-Pb-Cu mineralization & 1525 x 365 m area of coincident anomalous Cu-Pb-Zn values. Identified 3 coincident geophysical targets.
1970 (Minfile)	Atlas Exploration	Hoot (Zeno area)	Staked claims	n/a
1971 (Minfile)	Atlas Exploration	Hoot (Zeno area)	Prospecting Geochemical survey	No results reported.
1983	Getty Canadian Metals, Ltd.	n/a	Regional stream sediment sampling Prospecting	Anomalous stream sediment geochemistry in northwest corner of current Keg property. Discovered Hoot Showing (Zeno area), Getty Showing (100 g/t Ag, 10.78% Zn, 3.27% Pb, 0.38% Cu & 3.4 g/t Au over 10 cm) and Payne Showing (31.2 g/t Ag & 1.57% Pb over 5 cm).
1989 (Minfile)	R. Diment	Splash (Zeno area)	Restaked Hoot claims as Splash	n/a
2010	Strategic Metals Ltd.	Keg	Staked claims Soil sampling (Owl Zone) Prospecting (Owl Zone)	5 sulphide-rich rock samples averaged 500 g/t Ag, 3.52% Zn, 7.72% Pb, 381 ppm Sn. Very strong, coincident, 1400 x 400 m, Ag-Zn-Pb-Cu-Sn soil anomaly.
ARCHIMIDES AREA				
1965 (Minfile)	Anvil Mining	Yeti	Staked claims Established grid for 1966 geophysical survey	n/a
1966 (Minfile)	P. Versluce	MC	Tied MC claims onto Yeti property	No record of work.
1966 (017483)	Anvil Mining	Yeti	Mag & EM survey	Delineated coincident NW striking mag response & EM conductor, likely caused by disseminated pyrrhotite.
1975 (Minfile)	Northern Homestake	Zap & Rog	Restaked part of Yeti property as Zap and Rog	n/a

MARKS AREA				
1965 (Minfile)	Anvil Mining	Zeus	Staked the Zeus claims following an airborne mag and EM survey	n/a
1966 (Minfile)	Anvil Mining	Zeus	Limited soil sampling and ground geophysical surveys	No record of work.
1974 (Minfile)	Ridgemont	Zed & Nor	Restaked Zeus property as Zed (west) and Nor (southeast) claims	n/a
1974 (Minfile)	Ridgemont – Cyprus Anvil	Zed & Nor	Properties transferred to Cyrpus Anvil	n/a
1975 (061482)	Cyprus Anvil	Nor	Linecutting Soil sampling	Outlined 760 x 600 m Pb-Zn soil anomaly. Disseminated to replacement style Pb-Zn mineralization discovered.
2010	Strategic Metals Ltd.	Keg	Soil sampling	Expanded 1975 soil anomaly to 3600 x 700 m (Pb-Zn-Sn±Cu).
REBEL AREA				
1966 (018994)	Giant Yellowknife Mines Ltd.	KD, AC & Jet	Staked claims Ground geophysical survey Soil geochemical survey Geological mapping	Discovered extensive gossan with limonite, galena, sphalerite & chalcopyrite as float. Composite grab sample returned 295 g/t Ag, 8.8% Pb, 1.2% Zn & 0.2% Cu. Geophysical and soil anomalies also identified.
1966 (018984)	Altair Mining Corporation Ltd.	AM	Staked claims	n/a
1967 (018984)	Altair Mining	AM	Geological mapping Soil and silt sampling EM and gravity surveys	Identified Cu-Pb-Zn soil anomaly and coincident EM conductor.
1968 (Minfile & 060715)	Giant Yellowknife – Mercury Exploration Ltd.	KD & AC Zan	Optioned properties from Giant Yellowknife Staked Zan claims Prospecting & soil sampling on Zan	Identified two Pb-Zn soil anomalies on valley floors. No mineralization discovered.
1969 (060177)	Mercury Exploration	AC, MX & Zan	Staked additional claims Gravity survey Geochemical survey	Located sporadic weak gravity anomalies.
1970	Mercury Exploration – Giant Yellowknife	Mount Mye Property (KD, AC, MX)	Claims reverted to Giant Yellowknife	n/a
1970 (Minfile & 060975)	Giant Yellowknife – Kangaroo Exploration Ltd.	Mount Mye Property (KD, AC, MX, Zan)	Optioned claims from Giant Yellowknife Diamond drilling (593.8 m in 3 holes)	Identified Pb-Zn soil anomalies. Drilled soil & geophysical anomalies – no significant mineralization intersected.
1971 (060976)	Kangaroo	Mount Mye Property (KD, AC &	Staked Taf claims Grid soil sampling	1525 x 750 m soil anomaly with values up to 10,600 ppm Zn, 4,800 ppm Pb, 1650 ppm

		MX, Zan, added Taf claims)		Cu & 5.0 ppm Ag.
1972 (060994, 060995)	Kangaroo	Mount Mye Property (KD, AM, AC, MX)	Acquired AM claims? Turam EM survey Gravity survey	Indicated presence of a number of conductors, some exhibiting considerable strike length.
1972 (091245)	Kangaroo	KD	Diamond drilling (564 m in 4 hole)	Only 1 hole was sampled. This hole yielded 2.28% Zn over 61 m.
1973 (091243)	Kangaroo	KD	Diamond drilling (630 m in 3 holes)	Not sampled.
1974 (Minfile)	Ridgemont – Cyprus Anvil	Fat	Re-staked part of Taf claims as Fat claims Turam EM survey	n/a
1976 (Minfile)	Cyprus Anvil	KD, AM, AC, MX	Optioned claims from Kangaroo and Giant Yellowknife	n/a
1976 (090186)	Cyprus Anvil	Parts of Mount Mye Property (including Fat claims)	Mag, EM and gravity surveys	Progress report only – no results reported.
1978 (091244)	Cyprus Anvil – Giant Yellowknife	KD	KD claims reverted to Giant Yellowknife Diamond drilling (609 m in 4 holes)	Not sampled. Visually barren to weakly mineralized.
1978 (091246)	Cyprus Anvil	AM	Diamond drilling (190 m in 1 hole)	Not sampled. Visually barren.
1980 (090753)	Cyprus Anvil	MX	Diamond drilling (481 m in 1 hole)	Not sampled. Visually barren.
1990 (092963)	YGC Resources	Reb	Restaked part of KD property Prospecting	Grab samples yielded elevated values up to 61.2 g/t Ag, >10,000 ppm Pb, 6770 ppm Zn & 1600 ppm Cu.
2000 (Minfile)	R. Hamel	Hot	Restaked Reb property	n/a
2010	Strategic Metals Ltd.	Reb Hot 1	Staked claims Purchased Hot 1 claim Soil sampling Prospecting	Confirmed and extended 1750 x 1100 m, Ag-Zn-Pb-Cu-Sn soil anomaly and secondary Zn-Pb±Cu±Ag soil anomaly. 14 mineralized rock samples averaged 135 g/t Ag, 1.65% Zn, 3.26% Pb, 0.69% Cu & 161 ppm tin.
CODY, CIRQUE, SNAP & RISBY ZONES				
1975 (090127)	Welcome North Mines Ltd.	Raz	Line cutting Geological mapping Geochemical sampling	Identified float with elevated Pb-Zn±Ag±Au values and coincident Pb-Zn-Ag soil anomaly (Snap area).
1977 (090266, 090267,	Welcome North	Raz	EM survey Soil sampling Diamond drilling (247.2	Drill tested conductors identified by EM survey (S of Snap area) – no significant

091251)			m in 2 holes)	mineralization. Identified Pb-Zn soil anomaly.
1982 (Minfile)	Cyprus Anvil/ Metallgesellschaft	Fat (see Rebel)	Geological mapping Geochemical survey	n/a
1986 (062283)	Doron Exploration Inc.	Cody	Restaked Fat property and surrounding area Prospecting Geochemical sampling	Discovered 3 mineralized areas, samples from Cirque area with values up to 12283 g/t Ag & 4.45 g/t Au.
1987 (092617)	Doron Exploration	Cody	Prospecting Hand trenching	Trench samples from Cirque area up to 1208 g/t Ag, 0.15% Zn & 0.14 g/t Au over 3.0 m.
1988 (092896)	Doron Exploration – Lacana Mining Corporation	Cody	Hand and bulldozer trenching Geological mapping Geochemical sampling Geophysical surveying	Cirque area trench samples up to 3565 g/t Ag, 2.32% Pb, 0.80% Zn & 0.215 g/t Au over 0.7 m, but vein widths narrower than expected.
1995 (Minfile)	B. Kreft	Shari Pat	Restaked part of Cody Ridge property	n/a
1997 (Minfile)	P. Risby	JRV	Restaked part of Cody Ridge property	n/a
1998 (093875, 093901)	P. Risby – Western Prospector Group Ltd.	JRV	Staked additional claims Prospecting Geochemical sampling	Samples from Snap area up to 695.0 g/t Ag & 5.53 g/t Au.
1999 (094031)	Western Prospector – Pacific Ridge Exploration Ltd.	JRV	Prospecting Line cutting Geological mapping Soil and rock sampling IP survey Diamond drilling (994.6 m in 9 holes)	Discovered Risby area, with samples up to 2730 g/t Ag & 5.69 g/t Au. Best intercepts from Snap area drilling were 52.3 g/t Ag & 0.21 g/t Au over 3.0 m and 26.8 g/t Ag & 1.50 g/t Au over 7.0 m.
2011	P. Risby – Silver Range Resources Ltd.	JRV	Purchased claims	n/a

References (assessment report – author, year):

091262 Adamson, 1966b
019008 Cathro, 1966
019007 Cathro, 1967a and 1968
060933 Jilson and Simpson, 1973
091263 Jilson, 1974
091264 Jilson, 1975
090083 Walcott, 1975
090205 Walcott, 1977
091265 Simpson, 1978a
092964 Carne, 1991
060180 Brock and Coates, 1970
017483 Adamson, 1966a
061482 Jilson and Simpson, 1975
018994 Cathro, 1967b
018984 Wober, 1967
060715 Archer, 1968
060177 Chaplin, 1969
060995 Galeski, 1972
091245 Jilson, 1972
091243 Jilson, 1973
090186 Walcott, 1976
091244 Spence, 1979
091246 Simpson, 1978b
090753 Hall, 1980
092963 Carne, 1991
090127 Foster, 1976
090266 Betz, 1977
090267 Foster and Holland, 1977
091251 Holland, 1977
062283 Davidson & Wallis, 1987
092617 Lueck, 1988
092896 Robertson & Wallis, 1989
092963 Carne, 1990
093875 Blanchflower, 1998

060975	Turnbull and Simpson, 1970	093901	Roberts, 1998
060976	Sawyer and Jilson, 1972	094031	Blanchflower, 1999
060994	Walcott, 1972		

Keg Area

Much of the area surrounding the Keg Deposit was initially staked in 1965 as the Ivan claims by Anvil Mining Corporation Ltd., following regional airborne magnetic and electromagnetic (EM) surveys.

In 1966, Anvil Mining completed 464.5 m of diamond drilling in four holes at the centre of the Ivan claim block to follow up 1965 geophysical targets (these holes were drilled in vicinity of Keg East Zone). No thick sections of massive sulphides were intersected and, therefore, none of the core was analyzed. The presence of minor disseminated, blebby and banded pyrite and pyrrhotite with rare galena, sphalerite and chalcopyrite was noted in many intervals in all holes. Several narrower bands (up to 12 cm thick) of semi-massive to massive sulphides were intersected. The Ivan claims were allowed to lapse.

Also in 1966, Yukon Copper Ltd. staked the Caribou Lake property (Tara, Dane and Hal claims) around the Ivan claim block. Yukon Copper conducted soil sampling, geological mapping and airborne magnetic and EM surveys. Later that year, Yukon Copper reorganized as Northern Empire Mines Ltd.

In 1967, Northern Empire carried out soil and rock geochemical sampling, geological mapping and line cutting. Near the end of the 1967 exploration season, Northern Empire began bulldozer trenching on the Hal claims. This trenching program was terminated early due to frozen ground. The following year, the bulldozer trenching was completed. A total of about 15,300 cubic metres of bedrock and frozen overburden was removed from nine trenches. Widespread, weakly disseminated pyrrhotite, chalcopyrite and sphalerite and rare galena were reportedly encountered, but this material was not systematically sampled. Heavily disseminated to massive sulphide mineralization was found in two places. It consists of a pyrrhotite-pyrite-sphalerite assemblage, with lesser amounts of chalcopyrite, galena and scheelite. Four grab samples collected from one location in 1967 yielded between 6.2 and 11 g/t silver, 2.8 and 4.5% zinc, 0.04 and 0.18% copper and 0.34 and 0.68 g/t gold. When better exposed by further bulldozing in 1968, this showing proved to consist of a sulphide lens less than 15 m long and 3 m wide that averaged 3.4 g/t silver, 1.25% zinc and 0.05% copper. At the second location, the upper 2.4 m of a pyrrhotite-rich band was exposed. A chip sample of this mineralization assayed 2.84% zinc, 0.01% lead, 0.37% copper with trace gold and silver across the exposed 2.4 m width.

In 1969, Inter-Tech Development and Resources Ltd. restaked the old Ivan claims as the Ter claims. No work was reported for these claims and they subsequently expired.

In 1971, Northern Homestake Mines Ltd. acquired the Caribou Lake property from Northern Empire.

In 1972, Northern Homestake completed additional bulldozer trenching on the Hal claims, but there is no record of the amount of work performed or results obtained from it. That same year,

Ridgemont Mining Corporation, a subsidiary of Cyprus Anvil Mining Corporation, restaked the old Ivan/Ter claims as the Dana claims. It also staked the Irma claims to the northwest.

In 1973, Ridgemont Mining optioned the Hal claims from Northern Homestake. Ridgemont Mining performed soil sampling on its Dana claims.

In 1974, Ridgemont Mining added the Halo claims to fill a gap between the Hal and Dana claim blocks. It also conducted geochemical surveys, geological mapping and magnetic, EM and induced polarization (IP) surveys on both the Hal and Halo claims. No description of this work nor results obtained from it is available. Later that year, Ridgemont Mining transferred the Dana, Irma, Hal and Halo claims to Cyprus Anvil, which completed 494 m of diamond drilling in three holes on the Hal and Halo claim blocks (within Keg Deposit). These holes intersected variably fractured, mineralized and altered siliceous rocks with narrower, interbedded skarn horizons. Sulphide minerals comprise pyrrhotite with lesser pyrite, sphalerite, chalcopyrite, galena and arsenopyrite. These minerals occur as disseminations, fine to coarse blebs, fracture coatings, matrix in crackle breccias and rarely as bands in the skarn horizons. The core was only sampled intermittently. The best interval of contiguous samples yielded weighted averages of 34.3 g/t silver, 1.25% zinc, 0.47% lead and 0.14% copper over 49.1 m.

In 1975, Cyprus Anvil drilled 627 m in three holes to test along strike and down-dip of the mineralization discovered in its 1974 holes (within Keg Deposit). Less extensive, but locally higher grade mineralization was intersected in the 1975 holes, which were also sampled intermittently. The most significant intersections graded 1.24% zinc over 11.6 m and 0.82% zinc over 24.1 m. Copper and lead values were low in both holes and no silver results were reported. That year, Cyprus Anvil also conducted magnetic and gravity surveys on the Irma claims.

In 1977, Cyprus Anvil followed up the 1975 Irma geophysical work with an IP survey. In 1978, one hole totalling 159 m was drilled to test the geophysical targets. No assays were reported for this hole.

All claims in the area subsequently expired. In 1990, YGC Resources Ltd. staked the Keg claims to cover the most significant historical geochemical and geophysical anomalies, bulldozer trenches and diamond drill holes (Keg Main Deposit). It completed minor prospecting and geochemical sampling. These claims were also allowed to expire without receiving significant work.

Prospector R. Berdahl staked the BP4 claim (west of Keg Deposit) in 2007. No work was filed on this claim by Berdahl.

In 2010, Strategic Metals staked claims, optioned the BP4 claim and subsequently completed prospecting, road building, line cutting, diamond drilling (958.27 m in four holes in the vicinity of the 1974 and 1975 holes) and geochemical, IP, VTEM and magnetic surveys.

The following year, Strategic Metals initiated a comprehensive exploration program on the Keg claims, which was completed by Silver Range after sale of the claims was completed on August 11, 2011 through a plan of arrangement. The combined 2011 program included additional claim

staking, prospecting, geological mapping, line cutting, road building, diamond drilling (16,808.37 m in 51 holes), petrographic studies and geochemical, IP, water quality and wildlife surveys. Results of the work completed by Silver Range and Strategic Metals are discussed later in this report.

The BP4 claim, which is located about 500 m west of Keg Deposit, was not sold to Silver Range along with Strategic Metals' wholly owned Keg claims, because earn-in on the option had not been completed. In fall 2012, Strategic Metals acquired a 100% interest in the BP4 claim, subject to a net smelter return royalty interest.

Owl/Zeno Area

The Owl area is located 7.5 km north-northwest of the Keg Deposit. It was staked in 1969 by Atlas Exploration Company Ltd. to cover anomalous geochemical values from an earlier regional survey.

In 1970, Atlas Exploration staked additional claims and performed stream sediment and soil sampling, geological mapping, line cutting and magnetic, electromagnetic and gravity surveys. The claims were subsequently allowed to lapse.

The Zeno area is situated six kilometres west-northwest of the Owl area. It was staked as the Hoot property in 1970 by Atlas Exploration (no claim sketch is available). In 1971, Atlas Exploration completed prospecting and geochemical sampling in this area, for which no results were reported. The claims expired without further work.

In 1983, Getty Canadian Metals, Ltd. conducted a reconnaissance stream sediment sampling and prospecting program to investigate a 2700 sq. km. area of central Yukon, for stratiform base metal deposits. This area overlapped with the northwestern part of the current Keg property, in the vicinity of the Owl/Zeno area.

In 1989, R. Diment, an independent prospector, restaked the Hoot property as the Splash claims (no claim sketch available). No work was reported and the claims lapsed.

In 2010, Strategic Metals restaked the entire Owl/Zeno area as part of its Keg property. It conducted geochemical sampling and prospecting in the Owl area that summer and completed four diamond drill holes totaling 1165.46 m in 2011. Significant results from this program include 28.13 m grading 11.77 g/t silver, 0.21% lead and 0.23% zinc from hole OWL-11-03.

Archimedes Area

The Archimedes area lies 16 km east-southeast of the Keg Deposit. It was staked as the Yeti property in 1965 by Anvil Mining, which later established a grid for 1966 geophysical surveys.

In 1966, Anvil Mining conducted magnetic and EM surveys on the Yeti property. P. Versluce, an independent prospector tied the MC claims onto the northern side of the Yeti property. Both claim blocks were subsequently allowed to expire.

In 1975, Northern Homestake staked the Zap and Rog claims (no claim sketches are available) over part of the old Yeti property. No work was reported and both claim blocks expired.

Marks Area

The Marks area is located 24 km southeast of the Keg Deposit. It was reportedly staked as the Zeus claims in 1965 by Anvil Mining following regional airborne magnetic and EM surveys. The following year, Anvil Mining conducted limited soil sampling and ground geophysical surveys. These claims subsequently lapsed. No reports or claim sketches are available for the Zeus property.

In 1974, Ridgemont Mining restaked the Zeus claims as the Zed (northwest, no claim sketch) and Nor (southeast) claims. These claims were transferred to Cyprus Anvil.

In 1975, Cyprus Anvil completed line cutting and soil sampling on the Nor claims. No work was performed on the Zed claims. Both claim blocks were allowed to expire.

In 2010, Strategic Metals restaked the Marks area as part of its Keg property. It completed grid and contour soil sampling in the area later that year and in 2011.

Rebel Area

The Rebel area lies 17 km south-southeast of the Keg Deposit. It was first staked as the Mount Mye property (KD and AC claims) in 1966 by Giant Yellowknife Mines Ltd., which then performed soil geochemical sampling, geological mapping and ground geophysical surveys. That same year, Altair Mining Corporation Ltd. staked the AM claims, which adjoined the KD claims to the west.

In 1967, Altair Mining carried out soil and stream sediment sampling, geological mapping and EM and gravity surveys on its AM claims.

In 1968, Giant Yellowknife optioned the KD and AC claims to Mercury Exploration Ltd. The following year, Mercury Exploration staked additional claims (MX) and completed geochemical and gravity surveys.

In 1970, the Mount Mye property (KD, AC and MX claims) reverted to Giant Yellowknife, which then optioned it to Kangaroo Exploration Ltd. That year Kangaroo Exploration completed 593.7 m of diamond drilling in the southwest corner of the property, which overlaps with the northern part of the Cody area (see below).

In 1971, Kangaroo Exploration staked the Taf claims to the east of the KD claim block and performed grid soil sampling. The next year, it acquired the AM claims (no record of how the claims were acquired) and conducted EM and gravity surveys on its Mount Mye property (KD, AC, MX and Taf claims). It also drilled four holes totalling 564 m on the KD claim block. In

1973, Kangaroo Exploration completed an additional 630 m of diamond drilling in three holes in the same area.

In 1974, Ridgemont Mining (Cyprus Anvil) restaked part of the Taf claims as the Fat claims and completed a Turam EM survey.

In 1976, Cyprus Anvil optioned the Mount Mye property from Kangaroo Exploration/Giant Yellowknife. Cyprus Anvil conducted gravity, EM and magnetic surveys that year. No results were reported for this work.

In 1978, the KD claims reverted to Giant Yellowknife, which completed 609 m of diamond drilling in four holes. Cyprus Anvil concurrently drilled 190 m in one hole on its AM claims.

In 1980, Cyprus Anvil drilled 481 m in one hole on the MX claim block.

All claims in the Rebel area subsequently expired. In 1990, YGC Resources Ltd. restaked part of the KD claims as the Reb property and completed minor prospecting. YGC allowed the claims to lapse.

In 2000, R. Hamel, an independent prospector, restaked the Reb property as the Hot claims. No claim sketch is available for these claims and no work was recorded. All but one of the claims later expired.

In 2010, Strategic Metals restaked the area as the Reb claims and purchased the Hot 1 claim from Hamel. It completed geochemical sampling, prospecting and IP surveying. In 2011, Silver Range completed three diamond drill holes totaling 535.49 m. Highlights from this drilling include 6.16 m yielding 155.84 g/t silver, 12.43% lead, 3.08% zinc and 807 ppm tin from hole REB-11-02.

Cody, Snap, Risby and Cirque Area

The Cody, Cirque, Snap and Risby areas lie approximately 28 km south-southeast of the Keg Deposit and 10 km northeast of the Faro, Grum and Vangorda mines of the Anvil Belt. Due to their close proximity to the mines, these areas have a complex exploration history, which is briefly summarized in the following paragraphs.

Parts of the areas were first staked as the Rox claims by Kerr-Addison Mines Limited in 1963 to cover transported gossans and sphalerite-, galena- and arsenopyrite-bearing float (Foster, 1976). Between 1963 and 1974, various parts of the belt were restaked at different times by Anvil Mining, Kangaroo Exploration, Cyprus Anvil, Spartan Explorations Limited, and Action Exploration Ltd. During this period, geological mapping, prospecting, soil sampling and electromagnetic and induced polarization surveys were performed. In 1970, Kangaroo Exploration completed 593.7 m of diamond drilling in three holes to follow up geophysical and geochemical anomalies in a wide valley to the north of Cody Zone (southeast part of historical Mount Mye Property, listed under Rebel area).

In 1975, Welcome North staked the Raz claims within this area to cover what was considered to be a favourable geological environment for Sedex deposits. It carried out geological mapping, geochemical surveying and line cutting.

In 1977, Welcome North completed more extensive geochemical surveying and geological mapping, along with electromagnetic surveying and 247.2 m of diamond drilling in two holes (south of the Snap area). The holes were drilled to test electromagnetic conductors.

In 1982, Cyprus Anvil performed geological mapping and soil geochemical sampling on its Fat claims (part of its Mount Mye Property, see Rebel area).

In 1986, Doron Explorations Inc. staked the Cody Ridge property, which covered the entire area. Cursory prospecting and geochemical sampling were completed.

In 1987, Doron Explorations expanded its property and performed property-wide prospecting and geochemical sampling. It also conducted D6 bulldozer trenching on the lower part of Cirque area.

In 1988, Doron Explorations completed regional- and detailed-scale geological mapping, prospecting, line-cutting (35 line-km), ground magnetometer and VLF-EM surveying, soil geochemical sampling, hand trenching (19 blast trenches in Cirque area) and extensive follow up bulldozer trenching (Cirque area). The claims comprising the Cody Ridge property were allowed to lapse.

According to Yukon Minfile (Deklerk and Traynor, 2005), the Cirque area was restaked in 1995 as the Shari property, but there is no record of any work on these claims and they later expired.

In 1997, P. Risby, an independent prospector, restaked part of the Cody Ridge property as the JRV claims on behalf of Gullen/Risby Family Trust.

In 1998, Gullen/Risby Family Trust optioned the property to Western Prospector Group Ltd., which then staked additional claims and completed prospecting and geochemical sampling.

In 1999, Western Prospector transferred its option to Pacific Ridge Exploration Ltd., which performed prospecting, line cutting, geological mapping, geochemical sampling, IP surveying and diamond drilling (994.6 m in 9 holes). The bulk of this work was completed within the Snap and Risby areas. The holes were drilled in the Snap area to test coincident geophysical and geochemical anomalies.

Exploration on the Snap claims by Silver Range in 2011 included 677.49 m of diamond drilling in three holes. Drilling intersected sheeted fractures within clay altered granite. The best results were from hole SHP-11-02 which included a 2.27 m interval grading 480.42 g/t silver, 0.32% lead and 0.28% zinc within a larger interval that averaged 33.30 g/t silver, 0.14% lead and 0.16% zinc across 50.86 m.

On August 29, 2011 Silver Range purchased the JRV claims from Gullen/Risby Family Trust.

Other Claims in the Area

In 2007, prospector R. Berdahl staked the BP 1 to 6 claims, which are scattered within the Property. Berdahl still owns all of the claims, except BP 4, which is owned by Strategic Metals. The Wag 1 claim was staked in spring 2010 by K. Wagantall. It is located in the southern part of the Rebel area. No assessment work has been filed on any of these claims.

GEOLOGICAL SETTING

Regional Geology

The Property lies immediately north of the Anvil District, which has been the focus of numerous government and industry sponsored studies since the discovery of the Vangorda Deposit in 1953. Regional bedrock geology for Tay River map area (105K) was published at 1:253440 scale by Roddick and Green 1961) and at 1:250000 scale by Gordey and Irwin (1987). More detailed studies by Tempelman-Kluit (1972) at 1:125000 scale and Gordey (1990a and b) at 1:50000 scale were completed following the discovery of more massive sulphide, Sedex deposits in the area. These discoveries also led to extensive detailed mapping by mining and exploration companies. The Yukon Geological Survey (YGS) integrated the results of past government studies and company exploration, along with its own more recent mapping in the Anvil District onto its website (Yukon Geological Survey, 2013), and published a detailed compilation in 2004 (Pigage, 2004). The following geological descriptions are largely summarized from the published data.

The Property is located within Selwyn Basin (Figure 5), a tectonic element comprising deep water clastic rocks, chert and minor carbonate that accumulated along the North American continental margin during Paleozoic time. The basin is bound to the northeast by a carbonate platform (Mackenzie Platform), which formed the near-shore facies of ancient North America (Abbott et al, 1986).

In the area of the Property, Selwyn Basin lies immediately northeast of units belonging to Slide Mountain and Yukon-Tanana Terranes, the most easterly of the allochthonous terranes (Coney et al, 1980). Deformation and metamorphism associated with accretion of the allochthonous terranes was initiated in Jurassic and culminated in Cretaceous (Tempelman-Kluit, 1979). More recently, strike-slip faulting along the Tintina Fault resulted in about 450 km of dextral offset during Early Tertiary time (Roddick, 1967; Murphy and Mortensen, 2003). The Property is located 10 km northeast of the Tintina Fault at its closest point and 40 km at its furthest.

The rocks in the vicinity of the Property comprise various Paleozoic-age strata that have been juxtaposed by a complex series of Jurassic to Cretaceous high angle and thrust faults (Figure 6). Structure in the area is dominated by moderately southwest-dipping or flat-lying strata that are imbricated by several large northwest-trending, northeast directed thrust faults (Yukon Geological Survey, 2010b).

The Paleozoic strata are sandwiched between two major Mid-Cretaceous igneous bodies – the Anvil Batholith to the southwest and the Teddy Caldera to the northeast. The Anvil Batholith

belongs to Selwyn Plutonic Suite, which consists of intermediate (biotite quartz monzonite, granodiorite and minor diorite) to more felsic (biotite±hornblende±muscovite granite, quartz monzonite, granodiorite) compositions. The Teddy Caldera is part of South Fork Volcanics, which comprise biotite-quartz-hornblende-feldspar crystal tuff. Both igneous bodies are elongated parallel to the regional, northwest to southeast structural trend.

The Mid-Cretaceous Orchay Batholith underlies the southeastern edge of the Property. This Batholith belongs to Selwyn Plutonic Suite and is comprised of granodiorite and quartz monzonite.

The youngest igneous event in the area comprises bimodal volcanics and feeder plugs of Early Tertiary age. These bodies are often too small to map at regional-scale. They are assigned to the Ross Volcanics.

A large area between the southeast corner of the Property and the Teddy Caldera is blanketed by unconsolidated Quaternary glacial, glaciofluvial and glaciolacustrine deposits.

All units in the area are described in detail in Table 2.

Table 2 – Lithological Units (*after Gordey, 1990a,b*)

Unit Name	Age	Map Name	Description
Ross Volcanics	Lower Tertiary	lTR2	Rhyolite flows, tuffs, ash-flow tuffs and breccias, locally laminated; small stocks and necks of white weathering, flow-banded, quartz-sanidine porphyry to granite porphyry, locally obsidian bearing; local shale, sandstone and conglomerate.
South Fork Volcanics	Mid-Cretaceous	KSF	Dark brown weathering, locally columnar jointed, massive, densely welded, biotite-quartz-hornblende-feldspar crystal tuff.
Selwyn Suite	Mid-Cretaceous	mK(g,q)S	Plutonic suite of intermediate (g) to more felsic composition (q): g. resistant, blocky, fine to coarse grained equigranular to porphyritic (K-feldspar) biotite quartz monzonite and granodiorite and minor quartz diorite; minor leuco-quartz monzonite and syenite. q. equigranular to porphyritic (K-feldspar) biotite +/- hornblende +/- muscovite granite, quartz monzonite and granodiorite; porphyritic biotite hornblende granite with large smoky grey quartz phenocrysts and locally K-feldspar phenocrysts.
Jones Lake Formation	Middle to Upper Triassic	TrJ	Brown to buff weathering, calcareous fine grained sandstone, argillite and shale; extensive ripple cross-lamination and bioturbation; massive, light grey weathering, fine crystalline, dark grey limestone; minor orange weathering platy limestone.
Mount Christie Formation	Carboniferous to Permian	CPMC	Burrowed, interbedded greenish grey cherty shale and green shale; thin to medium bedded, light grey-green to black chert; black siliceous slate

			and siltstone; minor quartzite, limestone and dolostone; locally abundant, large grey barite nodules.
Tay Formation	Mississippian	MT1	Recessive, dark brown weathering, thin to medium bedded, calcareous, dark grey to brown siltstone and shale, commonly burrowed; thin to thick interbeds of fine crystalline, dark grey limestone; minor quartz arenite.
Earn Group	Devonian and Mississippian	DME(1,2)	Complex assemblage of submarine fan and channel deposits (1) within black siliceous shale and chert (2): 1. thin bedded, laminated slate with thin to thickly interbedded fine to medium grained chert-quartz arenite and wacke; thick members of chert pebble conglomerate; black siliceous siltstone; nodular and bedded barite; rare limestone. 2. silvery blue weathering black shale, argillite, cherty argillite and thin bedded chert; nodular and bedded barite; rare limestone.
Road River Group	Ordovician to Lower Devonian	ODR	Black shale and chert overlain by orange siltstone or buff platy limestone; locally contains beds as old as Middle Cambrian.
Marmot Formation	Cambrian to Silurian	CSM2	Amygdaloidal basaltic flows and breccias; mostly subaqueous; thick, flow-banded rhyolite and felsite, includes breccia and tuff.
Rabbitkettle Formation	Upper Cambrian and Ordovician	COR1	Thin bedded, wavy banded, silty limestone and grey lustrous calcareous phyllite; limestone intraclast breccia and conglomerate; massive to laminated, grey quartzose siltstone and chert and rare black slate; local mafic flows, breccia, and tuff.
Gull Lake Formation	Lower Cambrian	lCG1	Shale, siltstone and mudstone, locally bioturbated, with minor quartz sandstone; rare green-grey chert; local basal limestone and limestone conglomerate; phyllite to quartz-muscovite-biotite schist (+/-garnet +/-sillimanite +/-staurolite +/-andalusite).

Regional metamorphism within Selwyn Basin is typically lower greenschist facies. Contact metamorphism is developed around Cretaceous plutons (Yukon Geological Survey, 2010b). Contact aureoles are up to several kilometres in diameter and produce calc-silicate, pelitic and siliceous hornfels.

GEOLOGY OF SPECIFIC ZONES

Detailed geology of the Keg Main is shown on Figures 7 to 9, while geology in the vicinity of the Owl, Drex/RGS and Rebel zones is illustrated on Figures 10 to 12. A detailed geology map of the five mineralized zones in the southeastern-most part of the property (Hammer, Cody, Cirque, Snap and Risby) was compiled by Doron Explorations in 1988 and is presented on Figure 13 (Robertson and Wallis, 1989 and Blanchflower, 1998 and 1999).

Keg Zone

Mapping in the Keg Zone (which encompasses the Keg Deposit and surrounding areas) has been hampered by the paucity of bedrock exposures.

The Keg Zone is underlain by Upper Cambrian through Permian aged sedimentary rocks that are classified regionally as Rabbitkettle Formation, Earn Group, Tay Formation and Mount Christie Formation. Figure 7 shows detailed plan view geology of the Keg Zone, while Figure 8 (cross-section) and Figure 9 (stratigraphic column) illustrate the relationships between the units.

The oldest exposed rocks in this area have been grouped as Upper Cambrian to Lower Ordovician Rabbitkettle Formation (CORT). Where exposed, they comprise dark grey to grey-brown and sometimes white, laminated to thinly bedded, quartzose siltstone and fine-grained sandstone with minor shale horizons. Buff weathering, fine-grained sandstone is locally interbedded with siltstone. The most northwesterly exposure of this unit contains grey, quartz-rich siltstone with laminations defined by stringers of pyrrhotite.

Devonian to Mississippian Earn Group (DME) in this area consists of grey shales and black, thin bedded chert.

Mississippian Tay Formation (MT) conformably overlies Earn Group and comprises thin to medium beds of grey, silty limestone to calcareous siltstone between dark grey to black, variably quartz-rich siltstone to shale.

The youngest stratified rocks at the Keg Zone belong to Carboniferous to Permian Mount Christie Formation (CPMC), and consist of thin and medium bedded, maroon, black and grey-brown cherts.

A small Mid-Cretaceous Selwyn Suite pluton composed of light grey, medium grained, biotite-hornblende granodiorite with megacrysts of feldspar up to 10 cm long cuts the sedimentary package two kilometres southwest of Keg Deposit. No other intrusive rocks have been observed in the immediate vicinity of the Keg Zone.

A zone of pervasive hydrothermal alteration overprints sections of both Mount Christie Formation and Tay Formation near the Keg Zone. Within this alteration zone, rocks are commonly light grey to light pinkish-grey, massive and very fine grained and host minor veinlets and disseminations of sulphide minerals. The alteration zone is approximately 3000 by 5000 m and is open along strike to the east and the west.

The fine grained nature of the rocks within and around the alteration zone makes mineral identification in hand sample difficult. As a result, Silver Range collected a suite a samples for petrographic analyses in an attempt to better identify primary lithologies and alteration of rocks within the Keg Deposit and in surrounding area. The following descriptions are based on observations made from petrographic examination of 56 samples from both drill core and outcrop using a microscope with both reflected light and refractive light capabilities. All minerals were identified using solely optical properties.

Three main lithologies were recognized in thin section: chert that grades into very fine grained quartz-dominated siltstone (Mount Christie Formation); mildly siliceous mudstone (Tay Formation); and calcareous siltstone made-up of sub-angular quartz clasts cemented with calcite (Tay Formation).

Most samples show an early alteration assemblage comprising sericite±carbonate±silica that affects siliceous and calcareous sedimentary rocks in varying degrees, depending on host rock composition and proximity to structures.

Locally, a hydrothermal alteration assemblage overprints the sericite-carbonate-silica assemblage and can completely obliterate earlier textures. This alteration pattern is visible in hand sample and drill core as widespread bleaching and locally as vein-fill, fracture-fill and skarnification. In thin section, this assemblage comprises varying amounts of diaspora, andalusite, quartz, calcite, chloritoid, chalcedony, cordierite, staurolite, pyrophyllite, dumorierite and clays with rare corundum, plus sulphide minerals, including pyrrhotite, pyrite, sphalerite, chalcopyrite, galena and arsenopyrite. Pyrite-sphalerite-chalcopyrite-calcite± staurolite± andalusite± corundum veins commonly have diaspore selvages. Andalusite veins clearly cross-cut these multi-mineral veins. Chloritoid occurs in vein selvages and as pervasive disseminations throughout altered sections of rock within the Keg Deposit, but it is most abundant in distal parts of the alteration zone.

A later alteration event (possibly retrograde skarnification) comprising large bladed calcite crystals with pyrite and chalcopyrite occurs as clots or small lenses in a few drill core samples from Keg Deposit. These clots overprint hydrothermal alteration described above.

Structural analysis of folded and thrusted areas of the Selwyn Basin depends on a sound understanding of stratigraphy. Fossil ages provided by Gordey (2008) were instrumental in the interpretation presented below. Nearly all of the dated fossil locations provided by Gordey (2008) were visited by mappers working on behalf of Strategic Metals and have allowed for confident identification of most of the units described within the Keg Zone.

Several east-southeast trending thrust faults dip to the south and imbricate stratigraphy in this area. An early thrust fault (Two Pete Thrust) places Rabbitkettle Formation on top of Ordovician to Mississippian stratigraphy (Gordey, 2008). This thrust fault does not appear to daylight near the Keg Zone due to several southeast trending normal faults that drop the stratigraphy down to the south (Figure 8). A more northerly situated thrust fault places Tay Formation over Mount Christie Formation. Locally this fault diverges into two parallel thrust faults: one placing Tay Formation over Mount Christie Formation and the other placing Earn and Road River Groups over Tay Formation.

North of the most northerly thrust fault, Mount Christie Formation chert is tightly folded into cylindrical, metre-scale folds that commonly show a moderately southwest-dipping limb paired with a steep to overturned, southwest- and northeast-dipping limb (Figure 8). These folds are observed on metre and smaller scale throughout a canyon along Ivan Creek and in hill-top outcrops. The folds consistently plunge shallowly to moderately to the east-southeast and are interpreted to be parasitic to a regional antiform-synform pair trending northwest-southeast.

The regional faults and folds described in the previous paragraph are cut by many late, brittle faults that complicate map patterns and drill sections. Some of these features are shown on Figure 7, while others are too small or too poorly understood to include.

The canyon that runs along Ivan Creek provides excellent exposure of several late, brittle fault zones, which are up to five metres in width and contain shattered chert fragments, milled rock and clay. Similar faults, characterized by clasts of quartz cemented by calcite, were observed in outcrop on a south-facing slope east of the canyon. These faults dominantly strike east to southeast and dip moderately to steeply to the south. They are interpreted to be linked to normal faulting in the area.

Fracture and vein orientations in and around the Keg Deposit are broadly grouped into two sets. One set dips very steeply to the west and strikes south-southeast and the other dips sub-vertically north and strikes west. Both sets commonly contain sulphide minerals in veins and fractures. The west striking set features more abundant but finer fractures.

Owl Zone

Owl Zone is situated eight kilometres north-northwest of Keg Deposit. Stratigraphy in the vicinity of Owl Zone comprises Mount Christie Formation chert and siltstone, which are structurally overlain by older Tay Formation limestone and arenite (Figure 8).

Outcrops of Mount Christie Formation black, fine grained, variably carbonaceous, siliceous siltstone (CPMCc) are the lowest exposures on an east-west trending ridge that hosts the Owl Zone. This sub-unit is conformably overlain by a thin package of Mount Christie Formation maroon and grey cherts (CPMCb). Both sub-units have been pervasively altered by silica and sulphide mineralization. The alteration zone is characterized by rusty weathering, light grey-green to grey, laminated to massive, silica-altered rocks, which commonly host veinlets and disseminations of arsenopyrite with rare arsenopyrite-galena veins. Where sulphide veins and disseminations are present, the silicification is most intense and host rocks are altered to light grey or pinkish-grey. The alteration zone comprises much of the mapped area.

Higher elevations on the ridge are characterized by Tay Formation grey, locally fossiliferous limestone and discontinuous bands of grey-brown, very fine grained siliceous rocks (MT1). Thick beds of light grey to white, medium grained arenite (MT2) are regularly exposed within the limestone unit. Rare, grey, fine grained, laminated to thin bedded calcareous siltstone and black, coarse grained, quartz-rich, lithic sandstone were also mapped within Tay Formation.

Based on the YGS regional-scale mapping and interpretations, Tay Formation has been openly folded by a northwest plunging antiform and was thrust faulted over Mount Christie Formation.

All units were cut by late, near vertical faults that strike north-northwest and show offsets of up to 150 m. The movement along these faults is interpreted to be a combination of west-side down dip-slip and sinistral strike-slip motions. Fracture and vein sets are oriented parallel to these faults and are commonly mineralized.

Owl Southwest Zone

The Owl Southwest Zone is located 7.5 km northwest of the Keg Deposit and 2.5 km southwest of the Owl Zone. It is situated within a west-northwest trending thrust panel comprising Tay Formation limestone and arenite overlain by Mount Christie Formation chert and siltstone. To the south, Pervost Formation shale has been thrust atop of this package.

Outcrop at the Owl Southwest Zone comprises Mount Christie Formation chert and siltstone and is restricted to a gentle hill located in the vicinity of the showing and south of it. To the north, a swampy, low-lying saddle represents the surface expression of a thrust fault that separates the Owl and Owl Southwest zones.

Zeno Zone

The Zeno Zone is situated 14 km northwest of the Keg Deposit. It is located within Tay Formation limestone and arenite along the northern margin of a Selwyn Plutonic Suite intrusion. The pluton is approximately 1.5 km by 0.8 km in size. To the northwest, siltstone belonging to the Rabbitkettle Formation is in fault contact with both the pluton and Tay Formation. This contact is poorly exposed low on a hillside. Detailed mapping has not yet been performed on the Zeno Zone

Drex and RGS Zones

Drex and RGS zones lie 10 km east-southeast of the Keg Deposit, within an area that comprises Mount Christie Formation chert and Jones Lake Formation fine grained clastics and limestone (Figure 11).

Mount Christie Formation is divided into two sub-units in this area. The lower sub-unit (CPMCa) is characterized by laminated to thinly bedded, light grey, grey-green and black chert interbedded with dark grey siltstone and shale. The overlying sub-unit (CPMCb) consists of distinct, thin to medium bedded, commonly buff weathering, reddish-brown to maroon chert. In the western part of the map area, a section of Mount Christie Formation stratigraphy has been pervasively silica-altered and variably mineralized. This alteration zone hosts the RGS Zone.

Jones Lake Formation is also locally divided into two sub-units, which lie conformably and structurally against the underlying Mount Christie Formation. Thin bedded, dark grey, calcareous siltstone (TrJb) unconformably overlies CPMCb chert. The other sub-unit comprises thin-bedded, brown, fine grained, sandstone and siltstone with interbedded black argillite and laminated to blocky, grey, silty limestone (TrJa). It is juxtaposed against TrJb siltstone and altered Mount Christie Formation rocks to the south along an inferred fault.

All units in the area are tightly folded into metre-scale cylindrical folds with very shallowly plunging fold hinges that trend west-northwesterly and east-southeasterly. The folds are particularly well developed and exposed in the maroon chert near the contact with Jones Lake Formation.

Mount Christie Formation has been cut by a series of steeply dipping, dominantly northeast-trending structures. These structures are represented by one metre wide pockets of re-cemented fault breccia. The structures post-date folding in the area. Fractures and veins consistently strike north-northeasterly and dip near vertically.

Euclid Zone

Euclid Zone lies 18 km southeast of Keg Deposit. Locally, Road River Group and Prevos Formation shales have been intruded by a Tertiary rhyolite plug. Shale located at the margin of the rhyolite plug has been thermally altered and exhibits a strong cleavage. Well-formed rhyolite columns form tall cliffs along the plug's southern margin.

Vent Zone

The Vent Zone is located 21 km southeast of the Keg Deposit. Volcanic rocks belonging to the Selwyn Plutonic Suite overlie Pervost Formation shale and Portrait Lake Formation shale.

The Vent Zone is located on a flat topped hill that is capped with loosely consolidated felsic volcanic rocks, including bombs ranging from 10 to 50 cm in diameter. No outcrop containing these volcanic rocks has been located; but they appear to be locally derived felsenmeer. A white to light grey ash tuff marks the contact between the Selwyn Plutonic Suite volcanics and underlying Pervost Formation shale, which outcrops on steep flanks of the hill.

Ku Zone

Ku Zone is located at the extreme southeast end of the property, 45 km from the Keg Deposit. The area is underlain by locally deformed quartzite, finer grained clastic rocks and limestone beds belonging to Rabbitkettle Formation, along the northern margin of the Orchay Batholith. Outcrop exposures are largely limited to the recessive linears and creek cuts.

Rebel Zone

Rebel Zone is located 17 km south-southeast of Keg Deposit. It lies entirely within Marmot Formation (Figure 12**).**

Locally, Marmot Formation has been divided into three primary lithologies, which are conformable and interbedded. The lithologies include: 1) orange and brown altered volcanic and volcaniclastic rocks that are cut extensively by orange weathering, iron-carbonate veins (CSM2a); 2) black, strongly carbonaceous shale (CSM2b); and 3) variably deformed, green volcanic breccia interbedded with green, recemented volcaniclastic sandstone, siltstone and tuffaceous rocks and local amygdaloidal basalt flows (CSM2c).
The Marmot Formation package dominantly strikes east-southeasterly and dips shallowly to moderately to the north. Cleavage generally strikes northeasterly and dips to the northwest or southeast. Iron-carbonate veins are mostly oriented to the north-northwest or east-northeast and have variable dips.

Mineralization comprising Rebel Zone is entirely hosted within CSM2c.

Hammer, Cody, Cirque, Snap and Risby Zones

Hammer, Cody, Cirque, Snap and Risby zones are situated about 25 km south-southeast of Keg Deposit. These zones lie mostly within the Anvil Batholith, near its northern contact with Gull Lake Formation (Figure 13).

The area is dominantly underlain by granite, quartz monzonite, granodiorite and minor syenite of Anvil Batholith (Unit 3 *on Figure 13). These rocks are light brown to grey in colour, massive and fine to medium grained. They are composed of anhedral to subhedral feldspar, quartz, biotite and muscovite with minor apatite and magnetite (Blanchflower, 1999).

Several large roof pendants are preserved along ridge tops in the area. These roof pendants contain Gull Lake Formation non-calcareous schist, phyllite and gneiss with lesser carbonaceous phyllite, marble, calc-silicate schist and metabasite (Units 1 and 2). The metasedimentary rocks have been intruded by granitic sills that are coeval with the Anvil Batholith. The sills are parallel to foliation attitudes within the metasedimentary rocks.

Both the roof pendants and Anvil Batholith have been cut by green, fine grained andesite to coarse grained hornblende-plagioclase porphyry dykes (Unit 4), and quartz-feldspar porphyry dykes (Unit 5). These dykes could be Mid-Cretaceous or Early Tertiary in age.

Quaternary alluvium, glacial and glaciofluvial deposits blanket broad valleys in the area.

The Gull Lake Formation sedimentary and lesser volcanic rocks have undergone a high degree of regional deformation and metamorphism. The gneiss and schist reportedly contain staurolite, which is indicative of relatively high metamorphic grade. With the exception of a relatively thin and local band of hornfels, little contact metamorphism has been mapped within the metasedimentary units near the intrusive contact (Blanchflower, 1999).

Anvil Batholith intrusives are generally fresh to poorly altered, except adjacent to or within south-southeasterly and east-northeasterly trending fault zones. The rocks become increasingly more altered near these fault zones, resulting in an apparent zonation from fresh to propylitic, sericitic and, eventually, pervasive argillic alteration facies. Within the most intensely fractured and sheared fault zones, the intrusives become leucocratic (the mafic minerals are altered to quartz and sericite), albitized and locally biotitized. This alteration is likely attributed to silicification and mineralization, since most of the significant mineralization (sheeted quartz-sulphide veins) occurs within sericitically-, or more commonly, argillically-altered granite or granodiorite.

The younger dykes (Units 4 and 5) display chill features near their margins and are usually sheared, silicified and limonitic at surface.

Two dominant sets of moderately to steeply dipping normal regional faults appear to be related to extensional faulting during the intrusion of the Anvil Batholith (Jennings and Jilson, 1986 in

Blanchflower, 1998). The fault sets are oriented at 060 to 070º and 160 to 170º. Foliation and apparent bedding attitudes within the metasedimentary units commonly strike northwesterly and dip shallowly (10 to 30º) to the southwest (Blanchflower, 1999). These attitudes are commonly parallel to contacts with the underlying batholitic rocks. The Anvil Batholith rocks appear to be pervasively well-fractured.

Mineralized zones within the map area are mostly hosted within the Anvil Batholith and are dominantly controlled by the two structural sets.

MINERALIZATION

General

The Property hosts 22 main zones of surface mineralization that lie within two parallel, northwest-trending belts (Figure 14). The Tay Belt is the more northerly of the two and covers a 60 by 5 km area that comprises the Keg Main, Keg East, Keg South, Owl, Owl Southwest, Zeno, Payne, RGS, Drex, Archimedes, Euclid, Marks, Vent, Weld and Ku zones. The Mount Mye Belt is located 15 km south of Tay Belt and 12 km northeast of Sedex deposits comprising the Anvil Belt. The Mount Mye Belt consists of the Rebel, Hammer, Cody, Cirque, Snap, Risby and Orange zones. Eight zones (Keg South, RGS, Archimedes, Euclid, Vent, Weld, Ku and Hammer) were discovered by Silver Range in 2011 and 2012, while the others were identified by previous operators.

In 2012, Silver Range collected 687 rock samples from the 22 mineralized zones and other isolated sites across the Property.

The locations of the 2012 rock samples are plotted on Figure 15. The 2012 results for silver, lead, zinc, copper, tin and/or gold (where analyses are significant and/or available) are shown for each zone on Figures 16 to 39. Results from previous sampling are also presented on these figures. Rock Sample Descriptions are given in Appendix III and Certificates of Analyses are presented in Appendix IV. Table 3 lists the anomalous thresholds and peak values for all rock samples.

Table 3 – Geochemical Data for Rock Samples

Element	Anomalous Thresholds					
	Weak	Moderate	Strong	Very Strong	Historical Peak	2012 Peak
Silver (g/t)	≥ 10 < 20	≥ 20 < 50	≥ 50 < 100	≥ 100	17000	16069
Lead (ppm)	≥ 1000 < 2000	≥ 2000 < 5000	≥ 5000 < 10000	≥ 10000	81.40%	60.29%
Zinc (ppm)	≥ 1000 < 2000	≥ 2000 < 5000	≥ 5000 < 10000	≥ 10000	21.60%	15.15%
Copper (ppm)	≥ 1000 < 2000	≥ 2000 < 5000	≥ 5000 < 10000	≥ 10000	4.06%	3.00%
Tin (ppm)	≥ 50 < 100	≥ 100 < 200	≥ 200 < 500	≥ 500	1.54%	1.09%
Au (g/t)	≥ 0.1 < 0.2	≥ 0.2 < 0.5	≥ 0.5 < 1	≥ 1	15.43	23.40

The sizes of the mineralized zones, their locations relative to Keg Deposit, and the distributions of weak, moderate, strong and very strong values for silver-zinc-lead-copper-tin±gold are listed in Table 4.

Table 4 – Mineralized Zones and Showing Data

Anomaly	Size (m)	Location relative to Keg Deposit (km)	Elements				
			Weak	Mod.	Strong	Very Strong	Accessory
Keg Main & Keg East	1000 x 400	-	Au			Ag, Pb, Zn, Cu, Sn	W, Bi, Sb, Mo, In
Keg South	350 x linear	3.5 S	Cu				
Owl	850 x 300	8 NNW		Cu		Ag, Pb, Zn, Sn, Au	Bi, Sb, In
Owl Southwest	300 x 250	7.8 NW		Zn, Au		Ag, Pb, Sn	Sb, Bi
Zeno	400 x 100	14.5 NW	Zn	Cu, Au		Ag, Pb, Sn	W, Bi, Sb
Getty	Unknown	10 NNW			Cu	Ag, Pb, Zn, Au	
Payne	Unknown	20 NW	Sn			Ag, Pb, Au	Sb, Bi
RGS	1400 x 600	9 ESE		Cu, Au		Ag, Pb, Zn, Sn	W, Bi, Sb, Mo, In
Drex	450 x 100	12 ESE		Au	Cu	Ag, Pb, Zn, Sn	W, Bi, Sb, Mo, In
Archimedes	200 x 50	17.5 ESE		Zn, Au		Ag, Pb, Sn	Sb, In
Euclid	450 x 50	18 SE			Zn	Ag, Pb, Sn, Au	Bi, Sb, Mo
Marks	650 x 300	24.5 SE	Sn	Zn, Cu			W
Vent	175 x 320	21 SE	Zn, Cu			Ag, Pb, Sn, Au	Sb, Bi, Mo
Weld	3300 x 1600	29.5 SE		Au	Zn	Ag, Pb, Cu, Sn	Sb, Bi, Mo
Ku	900 x 450	45 SE			Au	Ag, Pb, Zn, Cu, Sn	Bi, Mo, In, Sb, W
Rebel	500 x 500	17 SSE	Au			Ag, Pb, Sn, Cu, Sn	Bi, Sb, In
Hammer	1800 x 300	23.5 SSE			Cu	Ag, Pb, Zn, Au, Sn	Sb
Cody	1450 x 820	24.5 SSE			Cu	Ag, Pb, Zn, Sn,	Sb, W, Bi

						Au	
Cirque	1600 x 600	27.5 SSE				Ag, Pb, Zn, Au, Sn	W, Sb
Snap	3200 x 2800	30.5 SSE			Cu	Ag, Pb, Zn, Au, Sn	Bi, Sb, In, W
Risby	2800 x 400	32.5 SSE	Cu		Sn	Ag, Pb, Zn, Au	W, Sb
Orange	3000 linear	28 SSE				Ag, Pb	

* Accessory element thresholds ≥ 50 ppm W, ≥ 100 ppm Bi, ≥ 500 ppm Sb, ≥ 50 ppm Mo, ≥ 10 ppm In

The zones and showings that lie within Tay Belt are generally characterized as mesothermal, fracture-filling and skarn/replacement style mineralization, while those within Mount Mye Belt comprise mesothermal and epithermal mineralization that is mostly hosted in veins and fracture zones. The individual zones and showings within the belts are described in the following paragraphs.

TAY BELT

Keg Main & Keg East Zones

Keg Main Zone comes to surface along the north side of an east-west trending ridge west of Ivan Creek. Keg East Zone is on a lower, parallel ridge east of the creek. Outcrop is rare within the zones – three relatively large, steep, gossanous talus slopes, containing scattered outcrops, are exposed near the centre of the Keg Main Zone, but other exposures are very small and isolated Numerous rock samples taken from the zone yielded weakly to very strongly anomalous results for silver, zinc, lead, copper and tin with scattered weak gold support (Figure 16).

Mineralization has been found in talus and outcrop described above, within bedrock exposed in historical bulldozer trenches about 500 m west of Keg Main Zone and in drill core at both zones. Few rock samples have been collected at surface due to the relative lack of bedrock exposures and difficulty taking representative samples across the broad, weathered talus slopes (Figure 7 shows the location of surface mineralization). Drill core provides more reliable data concerning the types and relative abundances of mineralization and more accurate dimensions and grades of the mineralized zones.

Mineralization within Keg Main Zone is controlled by a combination of structure and stratigraphy within strongly hydrothermally altered and locally skarnified limestone and siltstone of Tay and/or Mount Christie Formations (Figure 7). Intense silicification of these formations makes it difficult to determine which unit is the primary host. The structural control is typified by fracture-fillings, while the stratigraphic control is characterized by disseminations to semi-massive mineralization within calc-silicate altered, limey horizons. Sphalerite, chalcopyrite and galena occur in varying amounts with pyrrhotite, pyrite and arsenopyrite and rare stannite. The sulphide minerals are generally coarse grained. They typically comprise 1 to 10% of the rock, often increasing to between 20 and 50% over metre-scale intervals within skarnified horizons. Some mineral zonation has been observed in the Keg Main Zone, with pyrrhotite and

chalcopyrite dominating the sulphide assemblage in the deeper and western parts of the zone and galena contents increasing in the upper and eastern parts. The western and central parts of the zone are notably depleted of calcium relative to the adjacent wall rocks, but calcite gangue is common in veins within the eastern part. The variations in relative sulphide abundance and gangue minerals are interpreted to indicate the deeper and western parts of the zone are more proximal to the core of the hydrothermal cell and the upper and eastern parts are more distal.

Mineralization at Keg East Zone is generally similar to that observed within the eastern part of the Keg Main Zone and is likely part of the same mineralizing system. Several features, including the presence of calcite gangue, lower pyrrhotite and chalcopyrite contents, and high silver to lead ratios, suggest that Keg East Zone is in a more distal setting than Keg Main Zone.

Keg South Zone

Keg South Zone lies below treeline on a north-facing slope to the east of Ivan Creek. In 2011, three boulders of green metasiltstone with bands and blebs of weak pyrite and rare chalcopyrite were collected from under a thin layer of vegetation. Samples from these boulders returned between 7.58 and 43.5 g/t silver and 0.045 and 0.10% copper. In 2012, a 0.5 m chip sample of a siltstone containing pyrrhotite, minor galena and trace sphalerite was collected from the top of a drainage immediately east of the Keg South Zone. This sample was weakly anomalous for lead (1325 ppm).

Owl Zone

Owl Zone encompasses gossanous talus and bedrock exposed along a cliff band on the north side of a northwest trending ridge. Several samples from this area returned weakly to very strongly anomalous silver, zinc, lead, tin and gold values with moderate copper support (Figure 17).

Atlas Exploration recognized four types of mineralization within this zone (after Brock and Coates, 1970):

1) Sphalerite-galena-chalcopyrite-arsenopyrite-pyrite in veins up to 0.3 m wide in chert. Approximately 15 veins were discovered. They generally trend 030°.
2) Minor disseminated to locally fracture-filling arsenopyrite, pyrite, sphalerite and chalcopyrite in quartzite.
3) Arsenopyrite with lesser galena and chalcopyrite in quartz veined in talus near a granitic plug.
4) Quartz vein with arsenopyrite and stibnite. Stibnite has not been found “in situ.”

The highly fractured, gossanous wallrocks were not considered to be “mineralized” by early workers and were not sampled. Mineralization at Owl Zone is largely hosted in strongly altered chert and quartzite of Mount Christie and Tay formations, in an area where the two units are juxtaposed by a thrust fault.

Atlas Exploration analyzed samples of Types 1 to 3 mineralization, but did not mark exact sample locations on a map. Table 5 lists the historical results from Owl Zone by mineralization type.

Table 5 – Owl Zone Historical Rock Sample Results (Brock and Coates, 1970)

Mineralization Type	Silver (g/t)	Lead (%)	Zinc (%)	Copper (%)
1	601	11.4	0.12	0.32
1	32	Trace	20.2	0.25
1	263	4.0	NR*	NR*
2	2.0	NR*	NR*	NR*
3	57.6	NR*	NR*	1.7
3	542	7.5	0.40	0.14

* Value was not reported.

In 2010, Strategic Metals collected 13 grab and composite samples of weakly disseminated (Type 2), moderately disseminated and fracture-filling (Type 2), and semi-massive to massive vein (Type 1) mineralization from bedrock and talus in the area. In 2011, Silver Range took an additional four Type 1 samples. Six samples of weakly mineralized, disseminated and fracture-hosted arsenopyrite±pyrite in quartzite (Type 2) averaged 0.5 g/t silver, 72.0 ppm zinc, 35.9 ppm lead, 79.5 ppm copper and 27.8 ppm tin. Two moderately mineralized samples of quartzite containing disseminated and fracture-filling arsenopyrite, pyrite, sphalerite and trace galena (Type 2) averaged 18.8 g/t silver, 0.16% zinc, 0.27% lead, 0.01% copper and 23.1 ppm tin. Nine samples of semi-massive to massive arsenopyrite with lesser galena, sphalerite and pyrite in quartz veins within chert (Type 1) averaged 690 g/t silver, 5.01% zinc, 11.3% lead, 0.08% copper and 530 ppm tin. One Type 1 sample from 2010 also yielded 1.20 g/t gold.

In 2012, Silver Range conducted prospecting 750 m south of the historical showing, along a south facing slope. Three additional Type 2 samples and two Type 1 samples were collected from sub-crop in this area. One of these, a chip sample of semi-massive arsenopyrite with lesser galena (Type 1) taken across 0.30 m, yielded 208 g/t silver, 0.702% zinc, 2.83% lead and 0.546 g/t gold. A float sample comprising banded fine grain galena and arsenopyrite (Type 1) collected nearby produced 549 g/t silver, 0.781% zinc and 9.28% lead. One intensely weathered float sample containing sulphide blebs, collected 450 m downhill to the southeast from the chip sample, is believed to be representative of Type 2 mineralization. This yielded 81.7 g/t silver, 0.389% zinc and 1.36% lead.

Owl Southwest Zone

The Owl Southwest Zone covers a gentle northwest trending hill and an adjacent swampy valley. The hill has been glacial scoured and features a few rounded outcrops but little talus. Float samples collected in 2012 from the base of the hill and along the hilltop returned strongly anomalous silver, lead, tin and antimony values.

A total of 32 float and grab samples were collected at the Owl Southwest Zone in 2012. These samples averaged 765 g/t silver, 4.38% lead, 0.038% zinc, 206 ppm tin and 1166 ppm antimony.

Of these samples, eight returned greater than 1000 g/t silver, with a peak of 6920 g/t silver, 4.37% lead, 0.227% zinc, 1970 ppm tin, 12. 35 ppm indium, 8890 ppm tin and 0.349 g/t gold. These peak values came from a float sample uncovered in a trench at the base of the hill (Figure 18), which did not reach bedrock.

A second, small hand trench was dug 65 m to the south-southwest at the crest of the hill, and exposed a 22 cm wide northeast trending semi-massive to massive galena vein within Mount Christe chert. The linear extent of this vein was not determined because it projected beneath deep frozen overburden. A chip sample taken across the 22 cm vein yielded 4770 g/t silver, 26.93% lead, 0.966% zinc, 972 ppm tin, 5370 ppm antimony, 14.85 ppm indium and 0.447 g/t gold.

Zeno Zone

Getty Canadian performed prospecting to the north and west of Owl Zone during its 1983 regional stream sediment survey (Payne, 1983). It discovered several gossans with localized pyrite-, pyrrhotite-, sphalerite- and galena-bearing showings, now referred to as the Zeno Zone, and two other showings.

Zeno Zone lies at the contact between a small granitic plug (mKgS) and Rabbitkettle Formation. Getty Canadian noted sulphide minerals within a large area of rusty weathering, hornfelsed, fine grained clastic rocks; however a chip sample of this material returned subdued results (Payne, 1983).

Strategic Metals revisited this area in 2010, and one of two samples of rusty weathering, pyrite-bearing, siliceous, fine grained clastic rock that were collected returned weakly to moderately elevated values for silver (27.4 g/t), zinc (1280 ppm) and lead (3710 ppm).

Forty-two rock samples were collected by Silver Range in 2012 around the Zeno Zone. These samples averaged 32.41 g/t silver, 0.13% lead, 0.02% zinc, 0.03% copper and 216 ppm tin. Five of them yielded greater than 100 g/t silver, all of which are quartz vein float collected from a 90 m long portion of the intrusive contact. The sample that returned the highest silver value (241 g/t) also yielded 1.115% lead, 0.003% copper and 50.8 ppm tin. Another sample collected 70 m to the west returned 126 g/t silver, 1.495% lead, 0.103% copper and 2530 ppm tin. Both samples are quartz vein float containing arsenopyrite (Figure 19).

Another showing discovered by Getty Canadian (**Getty Showing**), two kilometres north-northwest of Owl Zone, reportedly comprises a set of pyrrhotite-, pyrite-, galena- and sphalerite-bearing, rusty quartz veins (Payne, 1983). These veins are hosted in Tay Formation shale, which is exposed in a creek cut. Two chip samples taken by Getty Canadian yielded 100 g/t silver, 10.78% zinc, 3.27% lead, 0.38% copper, 3.4 g/t gold and 380 ppm antimony over 10 cm, and 111 g/t silver, 14.90% zinc, 4.40% lead and 1.1 g/t gold over 8 cm. Adjacent wallrocks were not sampled.

In 2012, Silver Range conducted a single day of prospecting in the area of the Getty Showing, but was unable to relocate it.

The third Getty Canadian discovery (**Payne Showing)** is located 13 km to the northwest of the Owl Zone. It comprises four quartz veins with disseminated galena, pyrrhotite and pyrite within brecciated chert (COR1). A grab sample from a five centimetre wide vein returned 31.2 g/t silver and 1.57% lead (Payne, 1983). Eight grab samples collected near the Payne Showing by Silver Range in 2012 yielded only two weakly anomalous values for tin, 67.1 ppm and 55.2 ppm. All other elements were not anomalous. A 10 cm chip sample of a semi-massive quartz-arsenopyrite vein produced 129 g/t silver, 2.35% lead and 0.802 g/t gold. An outcrop sample, 275 m to the east, returned 1.415 g/t gold across a 6 cm quartz-arsenopyrite vein (Figure 20).

RGS Zone

RGS Zone was discovered in 2011 by Silver Range, at treeline within a west-draining valley. Mineralization was mostly observed on the southern side of the valley, but one showing was found just north of the creek (Figure 11). Talus is common throughout this zone, but bedrock is limited to small, infrequent cliffs and subcrops.

Mineralization to the south of the creek is primarily hosted within an area of rusty weathering, strongly silicified Mount Christie Formation chert and possibly Jones Lake Formation siltstone (Figure 11). The mineralization consists of rusty weathering chert with fracture-filling pyrite, chalcopyrite, galena, sphalerite and arsenopyrite. The density of mineralized fractures within this area appears to be low; however, the mineralization was observed over a broad area. No samples have been taken of this weakly fractured mineralization.

One area south of the creek contains abundant fragments of well mineralized vein talus, which are concentrated in a 20 m long band. The vein fragments consist of interlaminated arsenopyrite and quartz hosted within chert. Based on observed thicknesses, the fragments indicate a possible vein width of 6 to 14 cm. Four vein samples collected in 2011 from this talus band averaged 126 g/t silver, 0.45% lead, 582 ppm tin and 0.117 g/t gold (Figure 21). Only a single sample, that yielded no significant values, was collected from this site in 2012. Hand trenching failed to expose a bedrock source for this mineralization.

Prospecting in 2012 focussed on another mineralized float train, located 220 m to the northeast, immediately south of the creek. This showing comprises sparse, intensely limonitic cobbles and fragments of quartz-arsenopyrite vein talus, which has been traced for 75 m. No bedrock source has been found. A total of 12 samples were collected by Silver Range from this showing, and they averaged 165 g/t silver, 2.77% lead, 0.72% zinc, 0.15% copper and 402 ppm tin.

In 2011, mineralization was discovered in talus on the north side of the creek, beneath an uprooted tree. Mineralization consisted of galena and lesser sphalerite blebs within pervasively rusty, angular limestone cobbles (Jones Lake Formation). A sample of this material yielded 105 g/t silver, 1.03% lead, 0.33% zinc and 126 ppm tin. No additional work was performed at this showing in 2012.

Drex Zone

The Drex Zone is situated in an east-west trending, deeply incised valley that is cut into an extensive, upland plateau. The zone lies at treeline, in an area with limited outcrop exposure. It is characterized by weakly to very strongly elevated silver, zinc, lead and tin values, with strong copper and moderate gold support.

Mineralization consists of disseminated, blebby, fracture-filling and vein-hosted arsenopyrite with lesser galena, pyrite and sphalerite. Scorodite and limonite are common on weathered surfaces. All mineralization is hosted in light brown to grey, locally strongly bleached chert of Mount Christie Formation. The veins are discontinuous and up to 40 cm wide. They comprise banded to nearly massive arsenopyrite±galena±sphalerite with quartz gangue.

Prior to 2012, twenty-three rock, composite and chip samples were collected from bedrock and talus. Thirteen of the better mineralized samples averaged 211 g/t silver, 2.10% lead, 0.80% zinc, 0.14% copper and 2204 ppm tin. All samples yielded below detection limit (0.2 g/t) gold values except one that returned 0.4 g/t.

In 2012, Silver Range took ten additional samples of vein, shale and chert float from this zone (Figure 22). Of these samples, two comprised quartz-arsenopyrite veins. One returned 221 g/t silver, 2.91% lead, 2.04% zinc, 0.114% copper, 1525 ppm tin and 0.04 g/t gold. The other yielded 176 g/t silver, 1.42% lead, 2.33% zinc, 0.270% copper, 3340 ppm tin and 0.127 g/t gold. The non-vein samples gave low values for all metals.

Archimedes Zone

The Archimedes Zone lies near the crest of a northwest-trending alpine ridge. Outcrop is rare in this zone, but talus in abundant. Mineralization comprises blebby galena-, sphalerite- and limonite-healed fault breccia, within Mount Christie Formation quartzite and limestone talus.

The mineralization was traced intermittently up a 200 m long talus train that led to an area of unmineralized quartzite sub-crop and bedrock at the ridge crest.

In 2012, a total of seventeen mineralized float samples were collected from the talus train and hand trenches dug near the ridge crest (Figure 23). Six of the better mineralized talus float samples averaged 1043 g/t silver, 12.73% lead, 0.13% zinc, 682 ppm tin and 5.5 ppm indium. Most of the trenches did not reach bedrock, but five of the six float samples collected from them yielded greater than 170 g/t silver, averaging 433 g/t silver, 12.10% lead, 0.21% zinc, 674 ppm tin and 17.5 ppm indium. Rusty limestone bedrock with disseminated galena was exposed in the westernmost trench, and a 25 cm chip sample of this material returned 287 g/t silver, 6.35% lead, 0.195% zinc, 644 ppm tin and 13.2 ppm indium.

Euclid Zone

The Euclid Zone lies above treeline on a west-facing slope where abundant talus and scattered outcrop are exposed amongst large patches of grass. The zone comprises yellow and green

stained, bleached shale that lies in close proximity to a rhyolite plug. The shale is locally crackle brecciated and thermally altered along the rhyolite contact, but it does not host visible mineralization. The shale horizon is well exposed over a 500 m strike length.

Fifteen samples were collected in 2012 from the rhyolite plug and adjacent shale (Figures 24 to 26). None of these samples returned anomalous values. A total of twelve float samples comprising rusty weathered chert and shale containing variable amounts of arsenopyrite were collected 390 m northwest of the plug. Seven of these samples returned greater than 23 g/t silver, averaging 155.8 g/t silver, 0.14% lead, 0.03% zinc, 0.214 g/t gold and 464 ppm bismuth.

Prospecting nearby identified two additional showings, located 1150 m north and 1050 m northeast of the plug. A total of eleven float samples and six bedrock samples were collected at the former, within Rabbitkettle Formation siltstone. Two of the float samples returned strongly anomalous silver values (1050 g/t and 692 g/t). The sample that contained 1050 g/t silver and also yielded 2.10% lead, 501 ppm tin, 7970 ppm antimony, 4660 ppm bismuth and 0.224 g/t gold. This samples was composed of quartz-arsenopyrite vein fragments.

Four float samples were collected at the second showing, three of which comprise quartz-arsenopyrite vein fragments. These samples averaged 700.6 g/t silver, 5.18% lead, 0.02% zinc, 1125 ppm antimony and 0.469 g/t gold.

Vent Zone

The Vent Zone was discovered in 2012 while following up a broad multi-element soil anomaly. It is located above treeline on a 575 by 280 m, moss-covered plateau at the summit of a gossanous mountain. Outcrop is limited to cliffs on the steeper slopes surrounding the upland plateau. Mineralization at the Vent Zone comprises: 1) disseminated arsenopyrite within volcaniclastic bombs and boulders that form a felsenmeer cap on the plateau; and 2) quartz-arsenopyrite veins that cut the volcaniclastic and underlying shale found on the adjacent steeper slopes.

Forty-one float samples were collected from the Vent Zone in 2012 (Figure 27), averaging 131.8 g/t silver, 0.51% lead, 0.02% zinc, 0.02% copper, 0.198 g/t gold and 557 ppm antimony. Of these, sixteen returned greater than 100 g/t silver, while only five contained less than 10 g/t. The majority of these samples were collected from a 75 m long float train composed of quartz-arsenopyrite vein fragments and cobbles of brecciated tuff containing disseminated to wispy banded arsenopyrite.

Two trenches were completed at the Vent Zone in 2012 using a heli-portable CanDig excavator operated by 15317 Yukon Ltd. of Whitehorse (Figures 28 and 29). The first trench was designed to test for bulk tonnage potential. It was dug for 198 m across the plateau, parallel to the orientation of the veins. The second trench was oriented perpendicular to the veins and is 80 m long.

Both trenches were located within the volcaniclastic unit. Neither was able to reach consolidated bedrock; however, the material found at the bottom of both trenches is not believed to have been

transported and is considered representative of bedrock. Results from the trench sampling are summarized below.

Table 6 – Vent Trench Sampling – Significant Intervals

Trench	From (m)	To (m)	Interval (m)	Ag (g/t)	Pb (%)	Zn (%)
VENT-1	33.00	60.00	27.00	9.05	0.096	0.014
Incl.	54.00	60.00	6.00	16.42	0.094	0.013
VENT-1	90.00	138.00	48.00	9.84	0.100	0.020
And	126.00	138.00	12.00	17.56	0.098	0.019
VENT-2	6.00	42.00	36.00	15.49	0.141	0.019
Incl.	21.00	42.00	21.00	21.02	0.147	0.017
VENT-2	72.00	80.00	8.00	247.08	1.304	0.023

Topographic constraints prevented VENT-2 from fully evaluating the mineralised veins. The trench stopped in vein material at one end and terrain was too steep at the other end to reach the second float train, where most of the well mineralized samples were taken. Both trenches were backfilled and reclaimed prior to demobilization.

Marks Zone

The Marks Zone comprises several historical showings that were discovered by Ridgemont Mining in 1975. The showings reportedly consist of fine grained, siliciclastic rocks (Rabbitkettle Formation) with minor vein and replacement-style lead-zinc mineralization and more extensive disseminated to layered iron sulphides. Ridgemont Mining did not report any assay results. The showings are located immediately south of Tay River Thrust Fault. They lie at or below treeline, in an area with gently rolling to locally steep topography.

In 2011, Silver Range collected 10 rock samples from the area. These samples primarily consisted of chert with thin bands of fine grained pyrite and pyrrhotite. Most of the samples yielded subdued to weak results. Only two samples returned moderately elevated results. A sample of highly siliceous quartz porphyry(?) with weak limonite yielded 7.49 g/t silver and 0.82% zinc, while a sample of pyrite-rich, dark brown skarn collected from a creek bed returned 0.23% copper. Work completed by Silver Range in 2012 consisted of a single day of mapping. Three rock samples were collected, but they did not produce any significant results.

Weld Zone

The Weld Zone is a collection of four showings within a 3.3 km by 1.6 km area that lies along a north-northwest trending rolling hill marred by a complex system of glacial outwash ravines. The **Weld Main Showing** was discovered within a steep-sided ravine. A total of fourteen float and grab samples were collected in the vicinity of this showing. Of these, eight contained significant mineralization, averaging 180.5 g/t silver, 2.00% lead, 0.19% zinc, 0.19% copper and 162 ppm molybdenum (Figure 30).

Mineralization is hosted within chert and consists of a 1.3 m wide vein-fault that contains abundant weathered mineralized fragments. Galena and anglesite comprise the majority of the visible mineralization at surface. Two hand trenches were dug across this fault zone with one located at the discovery site and the other 17 m along strike to the northeast. Results from these trenches are tabulated below.

Table 7 – Weld Zone – Weld Main Showing Trench Results

Trench	Interval (m)	Ag (g/t)	Pb (%)	Zn (%)	Cu (%)	Mo (ppm)
T-1	3.2	170.8	0.62	0.22	0.20	52.4
Incl.*	1.3	353	0.64	0.34	0.44	77.3
T-2	2.81	9.4	0.22	0.27	0.02	38.9
Incl.*	1.01	13.4	0.31	0.36	0.02	44.7

*interval across vein-fault only

The **Caddy Shack Vein** is located 2.2 km north-northeast of the Weld Main Showing and is defined by an east trending structure within a gossanous, rubbly kill zone at the base of a north-facing slope. It was discovered by prospectors who identified galena fragments within gopher diggings. The showing comprises abundant cobbles and small boulders of strongly weathered, limonitic quartz vein material. Mineralization consists of locally abundant galena and anglesite within quartz filling fractures cutting altered chert.

Thirteen samples of mineralized float were collected, averaging 1278.5 g/t silver 16.56% lead, 0.07% zinc, 0.47% copper, 491 ppm tin and 1229 ppm antimony. Two samples produced anomalous gold values (0.114 g/t and 0.393 g/t). The weakest of the samples yielded (61.9 g/t silver) was collected from a small kill zone located 180 m west of the Caddy Shack Vein.

Hand trenching failed to identify significantly mineralized bedrock. Samples collected from trenches only produced anomalous zinc (including 10 cm grading 0.81%).

The **Northeast Showing**, lies 1.6 km northeast of the Weld Main Showing and consists of two mineralized float occurrences situated 230 m apart. Both occurrences are located in east trending outwash channels at the top of a flat-topped ridge. Mineralization comprises rusty quartz vein with banded arsenopyrite, and intensely altered and limonite pitted cobbles. Six samples were collected at the first occurrence, averaging 222.0 g/t silver, 2.93% lead, 0.25% zinc, 0.16% copper, 0.112 g/t gold and 19.5 ppm molybdenum. At the second occurrence, which is north of the first, six samples averaged 130.5 g/t silver, 1.74% lead, 0.21% zinc, 0.06% copper, 0.007 g/t gold and 70.2 ppm molybdenum. No mineralized bedrock is exposed at either occurrence.

The **Southeast Showing** is located 1.7 km east-southeast of the Weld Main Showing, and comprises isolated mineralized vein fragments found within chert talus. Two samples of vuggy quartz float were collected from this showing. The first sample yielded 21.4 g/t silver, 0.58% lead, 0.02% zinc and 0.04% copper, while the second returned 674 g/t silver, 7.87% lead, 0.14% zinc, 0.34% copper, 55.2 ppm tin and 746 ppm bismuth. No bedrock source has been identified.

Ku Zone

Ku Zone is situated within grass covered, rolling hills that are cut by several deep, west-trending, recessive linears.

A skarnified limestone horizon, containing fine grained galena and sphalerite with minor chalcopyrite is located near the top of an east trending drainage immediately adjacent to granitic rocks of the Orchay Batholith. In 2012, twelve samples were collected from mineralized skarn boulders within a 70 m by 30 m area. These samples graded between 41.1 and 825 g/t silver and averaged 239.1 g/t silver, 2.93% lead, 1.27% zinc, 0.33% copper, 188.8 ppm tin, 440.8 ppm bismuth and 1198.5 ppm tungsten (Figure 31).

Other samples collected in this area produced a wide range of anomalous results, including a sample taken from within the intrusion. This sample returned 1.02% tungsten, 699 ppm bismuth and 0.404 g/t gold.

Scattered vein occurrences, 720 m north of the batholith, are associated with felsic dykes. Quartz vein and breccia float samples containing arsenopyrite, galena and minor chalcopyrite returned silver values ranging from below detection limit to 215 g/t. A total of twenty-one samples were collected in this area, averaging 31.1 g/t silver, 0.19% lead, 0.08% zinc, 0.13% copper and 173.6 ppm tin. Of these, an isolated sample comprising rusty quartz fragments, returned elevated gold (0.490 g/t) but only background values for other metals.

MOUNT MYE BELT

The Mount Mye Belt comprises six mineralized zones. The Rebel Zone is located on a rounded mountain, approximately six kilometres to the north-northeast of the other zones. The rest of the zones are on four sub-parallel, north- to northeast-trending, steep-sided, alpine ridges. The ridges are separated by broad, U-shaped valleys.

Outcrop along the belt is limited to steeper ridges tops and steeper slopes. Rounded ridge crests and moderate to gentle slopes are covered by talus and frost-heaved rock (Blanchflower, 1999), while valley floors are commonly blanketed by varied thicknesses of glacial till and outwash gravels. Pervasive permafrost and thick overburden has hampered exploration within many parts of this belt.

Rebel Zone

The Rebel Zone comprises mineralized float that was discovered in a gossanous, north-facing cirque (Figure 12). The gossan lies above treeline, but is often camouflaged by light grass cover, intense frost boiling and solifluction (Cathro, 1967b). The mineralization includes sphalerite-, galena- and chalcopyrite-bearing, quartz-carbonate stringers, veins and breccia matrix hosted in Marmot Formation volcanics (Carne, 1990). The mineralized material is usually oxidized and leached to boxwork limonite with rare lenses of residual sulphide (Cathro, 1967b). A composite

sample of galena-rich float collected in 1966 reportedly yielded 295 g/t silver, 1.2% zinc, 8.8% lead, 0.2% copper and trace gold.

In 2010, Strategic Metals collected 20 wider-spread and generally more representative grab and composite samples of limonite (with and without sulphides). In 2011, Silver Range collected four additional samples composed of pyrite and limonite with minor residual galena, and limonite-healed breccia with volcanic clasts. Of the 24 samples taken in 2010 and 2011, seventeen returned elevated values for most metals of interest. These 17 samples averaged 176 g/t silver, 2.69% lead, 1.36% zinc, 0.60% copper and 257 ppm tin. No samples were collected from the Rebel Zone in 2012.

Hammer Zone

The Hammer Zone was discovered by Silver Range in 2011 during follow up of a single-point soil anomaly. It lies at the north end of a north-trending, glacially truncated, alpine ridge (Figure 13). The area is underlain by granite and syenite phases of the Anvil Batholith.

Most of the samples collected in 2011 came from three sub-parallel, partially talus filled, recessive linears that trend north-northeasterly across the break-in-slope between over-steepened slopes to the north and felsmeer-covered plateau to the south. The linears average about five metres in width and appear to be the result of differential weathering of mineralized veins and their adjacent altered wallrocks compared to the host granite. The central linear contains a high abundance of vein and breccia float, which was traced along a strike length of 65 m. Mineralized float is rarer in the two adjacent linears. To the south of the break-in-slope, mineralization has been traced intermittently in frost boils developed in glacial till and felsmeer on the upland plateau. North of the ridge, the mineralized linears project under till and fluvial outwash deposits on a broad marshy valley floor.

Mineralization comprises sulphide-bearing, epithermal quartz veins and quartz-healed breccias hosted in granite. Sulphides include pyrite, galena, sphalerite, arsenopyrite and tetrahedrite. Some samples are coated with malachite. In veins, the sulphides occur as fine laminations, disseminations and clots, while in breccias they are found as disseminations in matrices and as semi- to nearly-massive sulphide clasts.

Eight of the better mineralized talus samples collected in 2011 from within the central linear of the Hammer Zone averaged 6353 g/t silver, 4.31% lead, 3.88% zinc, 0.49% copper, 1503 ppm tin and 2.69 g/t gold. A total of 29 samples were collected in 2012. Thirteen of these samples returned greater than 610 g/t silver, averaging 2398 g/t silver, 2.04% lead, 0.74% zinc, 0.16% copper, 370 ppm tin and 0.341 g/t gold. An additional seven of the samples returned silver values greater than the detection limit (100 g/t); however, there was not enough sample for a complete assay (Figure 32).

Significant results from recent and historical rock sampling at the Hammer Zone are listed in Table 8.

Table 8 – Hammer Zone Assay Highlights

Zone	Year	Type	Ag (g/t)	Pb (%)	Zn (%)	Cu (%)	Sn (ppm)	Au (g/t)
Hammer	2011	Grab, Bx with sulphide clasts in Qz matrix	2500	1.26	3.21	0.18	726	2.01
Hammer	2011	Grab, Gn-Tt in Bx	4080	0.38	0.68	0.41	191	0.086
Hammer	2011	Grab, Py-Gn Bx	3920	2.08	4.37	0.34	1120	0.457
Hammer	2011	Grab, Py-Gn-Tt Bx	6100	5.58	3.69	0.82	1415	0.573
Hammer	2011	2.4 m chip, vein + altered granite	93	0.17	0.20	0.02	33	0.014
Hammer	2011	Grab, Qz vein with As	16986	7.96	0.18	0.88	2500	12.8
Hammer	2011	Grab, Mn veins with Gn	6100	3.70	1.74	0.44	1500	2.76
Hammer	2011	Grab, sulphide rich Bx	6620	8.41	8.74	0.46	1905	1.02
Hammer	2011	Grab, sulphide rich Bx	4460	3.78	6.30	0.35	1670	0.511
Hammer	2011	Grab, Qz vein with Sp, Gn, Li	4140	1.74	2.85	0.45	1190	1.38
Hammer	2012	Float, Qz-Li-Mn	8460	4.08	0.96	0.53	1030	0.691
Hammer	2012	Float, Qz-Mn-Li-Gn-Sp rich Bx	3070	1.96	2.21	0.28	508	0.65

Qz – quartz, Bx – breccia, Gn – galena, As – arsenopyrite, Py – pyrite, Sp – sphalerite, Tt – tetrahedrite, Mn – manganese, Li – limonite, NR – not reported

Cody Zone

Cody Zone is situated about 1000 m southeast of the Hammer Zone (Figure 13) and was discovered by Doron Explorations in 1988. It comprises manganese stained, barren to variably sulphide-bearing, quartz-rhodochrosite veins found in float within strongly altered granite. The Cody Zone has been divided into four showings: Cody Main Showing, Cody South Showing, Cody East Showing and Cody West Showing. The latter two showings were identified by Silver Range in 2012.

At Cody Main Showing, the sulphide assemblage predominantly consists of galena, sphalerite and arsenopyrite. A limonitic gossan was also reportedly found, but it is not described in detail. Seven samples collected from the Cody Main Zone in 2012 yielded very strongly anomalous values, averaging 5607 g/t silver, 2.24% lead, 0.45% zinc, 0.17% copper, 240 ppm tin and 0.358 g/t gold. Two of these samples produced extremely elevated silver results (16069 g/t and 11424.5 g/t) and moderate lead values (3.68% and 6.78%) (Figure 33).

Cody South Showing lies 850 m south of Cody Main Showing. Lamprophyre dykes and an approximately 200 m by 100 m, oblong syenite body within Anvil Batholith were mapped between the two mineralized areas by Doron Explorations (Figure 13). Cody South Showing comprises three silver-rich historical rock samples collected from float. The historical sample with the best silver value also had very strongly anomalous lead and zinc response. Nine samples were collected from this showing in 2012, along a 250 m trend that runs parallel to the contour of the slope. Most results were relatively subdued. One sample graded 162 g/t silver,

and another sample yielded 0.22% lead and 0.13% zinc with silver greater than the detection limit (100 g/t). The latter contained too little material for a complete assay.

Cody West Showing is located 430 m west-southwest of Cody Main Showing. It is defined by a 140 m long, north-trending float occurrence containing intensely manganese stained epithermal quartz-rhodochrosite vein fragments with moderate fine grained arsenopyrite and galena. Alteration associated with this mineralization is mostly restricted to the vein itself and does not extend far into the host rocks. Fourteen samples were collected from this showing, ten of which yielded greater than 140 g/t silver, averaging 2235 g/t silver, 2.60% lead, 1.77% zinc, 0.05% copper and 236 ppm tin. One of the ten samples returned 23.4 g/t gold, while the remainder averaged 0.169 g/t.

Cody East Showing, located 360 m east of Cody Main Showing occurs within a broad area of altered granite containing sparse, scattered vein float. Vein material is typically manganese stained quartz with little to no visible sulphides. Five of the better mineralized samples averaged 300.6 g/t silver, 0.19% lead, 0.25% zinc, 0.02% copper and 0.34 g/t gold.

The most significant results from recent and historical rock sampling at Cody Zone are listed in Table 9.

Table 9 – Cody Zone Assay Highlights

Showing	Year	Type	Ag (g/t)	Pb (%)	Zn (%)	Cu (%)	Sn (ppm)	Au (g/t)
Cody Main	1988	Grab, Qz veins in altered granite	172	0.01	0.01	NR	NR	0.029
Cody Main	1988	Grab, Qz-Mn vein	147	0.09	0.45	NR	NR	0.320
Cody Main	1988	Grab, Qz-Mn vein	5619	1.45	1.22	NR	NR	0.380
Cody Main	1988	Grab, gossan	733	0.46	0.03	NR	NR	0.152
Cody South	1988	Grab, Qz vein	161	1.45	7.08	NR	NR	0.038
West	2012	Float, Qz-As vein	284	0.16	0.41	0.04	184.5	23.40
West	2012	Grab, Qz-Mn-Sp-Gn vein	7350	5.88	3.23	0.06	207	<0.005
Cody Main	2012	Float, Qz-As	11424.5	6.78	1.40	0.64	737	0.559
Cody Main	2012	Float, Qz-Mn	16069	3.68	0.26	0.18	361	0.912
East	2012	Float, Qz-Mn-Tt	421	0.17	0.06	0.02	4.6	0.4
East	2012	Float, Qz-Mn	253	0.61	0.09	0.01	12.1	1.06

Qz – quartz, Bx – breccia, Gn – galena, As – arsenopyrite, Py – pyrite, Sp – sphalerite, Tt – tetrahedrite, Mn – manganese, NR – not reported

Cirque Zone

The Cirque Zone is situated within a small, steep, northeast-facing cirque, which lies at the north end of a north-trending ridge. Abundant talus and patchy outcrop characterize the cirque. Rock specimens and chip samples collected within this zone yielded weakly to very strongly elevated silver, lead, zinc, tin and gold values.

Mineralization was initially discovered in talus at surface and later within bedrock exposed in hand and bulldozer trenches (see Historical Trenching section). Mineralization has been found within an approximately 1000 by 500 m area.

Mineralization at the Cirque Zone is hosted within a variety of vein types, which are largely restricted to brittle fracture zones in granitic rocks (Robertson and Wallis, 1989). The granite is overlain by sub-horizontal schist and gneiss, which behaved more ductilely and inhibited vein formation. The veins may be related to the emplacement of intermediate dykes, which cut both the intrusive and metasedimentary units (Lueck, 1988). There is no evident change in dyke width or orientation from one unit to the other. Robertson and Wallis (1989) thought that although a spatial relationship is evident between the veins and dykes, it is likely a function of two different processes operating on the same local fracture pattern rather than a genetic relationship between the two.

The primary mineralized vein types in this zone include: 1) glassy, milky and sugary textured quartz veins with or without pyrite, galena, sphalerite and arsenopyrite; 2) poorly exposed quartz-chaledony-limonite veins with clay and carbonate alteration; 3) veins with pyrite, galena, sphalerite and arsenopyrite within quartz, chalcedony and rhodochrosite; and 4) massive sulphide veins that consist primarily of galena. Some veins also host minor tetrahedrite-tennantite and proustite-pyrargyrite (“ruby silver” sulphosalt minerals). The sulphide and sulphosalt minerals are highly variable in abundance and grain size (Robertson and Wallis, 1989). The veins are often banded along their margins and brecciated at the centre, which indicates that there were multiple stages of vein filling. The central brecciated vein zones sometimes contain small rounded fragments of granite wall rock rimmed by chalcedony or rhodochrosite. Rhodochrosite also occurs as patches, fragments and open space fillings within the veins or as cross-cutting veinlets. Open spaces within the veins are commonly lined with quartz prisms. Weathered vein surfaces are black due to strong manganese staining. Limonitic and hematitic staining is also locally prevalent. Unmineralized or pyrite- and arsenopyrite-bearing, siliceous veins are common within the zone.

Silver Range collected 21 rock specimen and chip samples from granite-hosted veins within the Cirque Zone in 2012 to confirm the nature and extent of historical samples (Figure 34). Table 10 lists the best results from recent and historical samples (trench sampling results are discussed in the Historical Trenching section).

Table 10 – Cirque Zone Granite-Hosted Vein Assay Highlights

Year	Type	Ag (g/t)	Pb (%)	Zn (%)	Sn (ppm)	Au (g/t)
1986	Grab, As-Tt vein	12283	NR	NR	NR	4.45
1986	Grab, Tn-Tt in Qz-Ch vein	151	NR	NR	NR	7.54
1986	Grab, Qz-Sd vein	824	NR	NR	NR	5.90
1987	2 m chip, unspecified	1207	NR	0.15	NR	0.137
1987	2 m chip, unspecified	931	NR	0.19	NR	0.582
1987	3 m chip, unspecified	481	NR	0.10	NR	0.068
1988	Grab, Qz-Mn vein	450	0.07	0.22	NR	6.53
1988	Grab, Mn vein	1225	0.08	0.83	NR	3.15
1988	Grab, Mn vein	1283	1.21	2.15	NR	0.940
1998	2 m chip, Rh-Qz Bx vein with Gn-Tt	70	NR	NR	NR	0.114
2011	3.6 m chip, Rh vein with disseminated to massive Gn	327	3.53	0.25	67	0.089
2011	Grab, massive Gn vein	2460	46.4	0.34	465	0.016
2011	2.0 m chip, Rh-Qz vein	109	0.07	0.04	12	0.185
2011	Grab, Rh vein with Gn	441	0.26	0.26	26	1.120
2011	Composite, gossanous kill zone with minor residual sulphides	1500	2.01	0.22	334	0.331
2011	Grab, Mn-Sd vein with disseminated Gn	139	0.41	0.17	15	1.105
2011	Grab, Mn-Sd vein, 5% disseminated Gn	2440	1.80	0.91	128	0.230
2012	70 cm chip, As-Py in Qz-Rh vein	1420	1.27	0.57	53.9	1.470
2012	25 cm chip, Qz-Rh vein	1230	18.30	0.34	163.5	0.030
2012	Grab, Qz-Gn-Py-As	1070	1.99	0.58	65.7	0.544
2012	Grab, Qz-Gn-Py-As	1000	1.78	0.89	61.9	0.623

Note: Qz – quartz, Ch – chalcedony, Sd – siderite, Rh – rhodochrosite, Gn – galena, As – arsenopyrite, Py – pyrite, Tn – tennantite, Tt – tetrahedrite, Mn – manganese, NR – not reported

The veins occur individually, in sets, or as the matrix in breccia zones. They typically occur as less than one centimetre thick fracture infillings within a wider fracture zone. Individual veins measure up to about 0.4 m wide. Breccia zones are tabular to lensoidal and attain widths of greater than four metres, though they usually average about one metre wide (Lueck, 1988). The most common vein strikes are 000°, 050 to 065° and 150 to 170°, all with steep dips (60° to vertical).

Alteration halos within the host granitic rocks are proportional to the density of veins. Weak alteration comprises replacement of feldspar by sericite and growth of arsenopyrite and pyrite (Lueck, 1988). Alteration is stronger around breccia zones, where the rocks are yellow-white, soft and clay-, sericite-, silica- and pyrite-altered.

A few historical samples were also collected from the less abundant quartz veins in the overlying metasedimentary rocks. These veins contain only minor amounts of galena, sphalerite or arsenopyrite, and they returned lower values compared with veins hosted within granite. Table

11 lists the most significant results from historical vein samples collected within the metasedimentary cap rocks.

Table 11 – Cirque Zone Metasedimentary-Hosted Vein Assay Highlights

Year	Type	Ag (g/t)	Pb (%)	Zn (%)	Au (g/t)
1988	Grab, Quartz-sulphide vein	186	1.76	2.86	0.004
1988	Grab, Quartz-sulphide vein	335	0.07	0.07	0.245
1988	Grab, Quartz-sulphide vein	95.3	0.62	2.91	0.009

In 2012, galena rich, quartz-rhodochrosite vein mineralization was found within a 380 m long north-trending linear, referred to as the **Bench Showing**, which is located 900 m south of the main Cirque showing. Two hand trenches, spaced 47 m apart, were dug across this linear. The first, located near the southern end of the linear, exposed a 0.95 m wide vein grading 153 g/t silver, 4.28% lead, 0.30% zinc, 129.5 ppm tin and 0.134 g/t gold. The second trench, which exposed both vein and altered wallrock, yielded 120.7 g/t silver, 1.75% lead, 0.19% zinc, 45.7 ppm tin and 0.04 g/t silver across 1.74 m.

Snap and Risby Zones

The Snap Zone comprises five showings (Arseno, Dyke, Bubble, Creek and Krist), which are spread over 2500 m along a northeast trending, alpine ridge (Figure 13). The Arseno, Dyke and Bubble showings lie along the ridge crest, while Creek Showing is located on its eastern flank and Krist Showing is on its west side. The Risby Zone is located on a sub-parallel ridge immediately east of the Snap Zone. The ridges are separated by a broad, U-shaped valley that is drained by Ace High Creek. The Risby Zone comprises two main mineralized areas (Risby Main Showing and Risby Northeast Showing), which are situated 1800 m apart along the ridge crest.

Both zones are hosted within Anvil Batholith granite, which is overlain by roof pendants of foliated gneiss in places along the ridge crests. Felsic dykes cut both units in the vicinity of the Dyke and Bubble Showings within the Snap Zone (Figure 13).

Granitic rocks within the zones appear to have undergone at least two periods of localized, post-intrusive hydrothermal alteration, silicification and mineralization (Blanchflower, 1999). The first period comprised mesothermal-style alteration and veining, which was overprinted by a second period of epithermal-style veining. In 2012, Silver Range collected 53 rock samples representing both types of mineralization from the zones.

Most of the mineralization within the zones consists of mesothermal, fracture-controlled quartz-sulphide veins, stringers and infilled tectonic breccias hosted by sericitically to argillically altered granite (Blanchflower, 1999). Individual quartz-sulphide veins vary from a few millimetres to more than 30 cm thick and, depending upon the density of fracturing, may be less than five centimetres to more than two metres apart within the mineralized showings. The veins have generally been described as sheeted structures, rather than vein stockworks. The veins are commonly oriented east-northeasterly and dip 45° to 70° northward. Localized quartz-sulphide vein stockworks are present at the Creek and Krist showings.

Fine grained pyrite, sphalerite and galena with lesser arsenopyrite, chalcopyrite and rare pyrrhotite are the common sulphide minerals associated with the mesothermal sheeted quartz veins. The sulphides occur at the cores or along the selvages of veins. Near surface or within intensely fractured and deeply weathered areas, the sulphide minerals are oxidized to limonite, hematite, goethite, smithsonite and scorodite. Semi-massive sulphide breccias have been identified in float boulders along Ace High Creek. These sulphide breccias contain open-space filling, medium to coarse grained pyrite, sphalerite and arsenopyrite with minor disseminated galena, chalcopyrite and pyrrhotite hosted within quartz and calcite gangue. Based upon rock geochemical results from various showings the best gold and silver values are generally associated with increased arsenopyrite and galena contents (Figures 35 to 37).

Epithermal-style veining overprints the mesothermal mineralization at the Arseno and Risby Main showings and is the dominant type of mineralization at the Dyke and Bubble showings. The epithermal vein mineralization has distinct open-space filling textures including: vugs; crustiform coarse grained quartz-calcite bands; and breccias with quartz, calcite and rhodochrosite enclosing clasts of altered granite. Very fine to fine grained pyrite and sulphosalts are often associated with these high-level, epithermal vein structures. Rhodochrosite is common within dark grey, sulphide-rich, epithermal veins. Rhodochrosite that is oxidized to black manganite has been observed along the western bank of Ace High Creek.

Most historical and recent exploration conducted within Snap Zone focussed on the **Arseno Showing,** which comprises recessive and rusty weathering, fracture-controlled, sulphide-bearing, quartz-carbonate veins hosted within strongly altered granite. The alteration and mineralization are well developed, trend southeasterly across the ridge and have been traced for about 1000 m along strike. On the northwest side of the ridge, the showing consists of extensive sulphide-bearing quartz veins within talus and small rubbly outcrops of altered granite. On the southeast side of the ridge, the showing is mostly grass covered. There appears to be a vertical sulphide zonation within Arseno Showing, with arsenopyrite and pyrite dominating in sheeted quartz veins near the top of the ridge and increasing sphalerite and galena in sheeted vein float downslope towards Ace High Creek. The best results from recent and historical sampling within the Arseno Showing are listed in Table 12.

Table 12 – Arseno Showing Rock Assay Highlights

Year	Type	Ag (g/t)	Pb (%)	Zn (%)	Tin (ppm)	Au (g/t)
1988	Grab, Qz vein in granite	346	0.74	0.40	NR	0.980
1988	Grab, Qz vein in altered granite	123	1.46	10.00	NR	0.042
1988	Grab, Qz vein in altered granite	71.0	0.49	0.30	NR	1.36
1998	30 m chip, argillically-altered granite with Ch-Cr stockwork veining	7.7	NR	NR	NR	0.05
1998	Grab, Ch-Qz-Cr-Gn-Sc vein	132.0	NR	NR	NR	1.33
1998	2.0 m chip, brecciated + silicified granite with Sc-stained Qz veins	602.0	NR	NR	NR	0.05
1998	Grab, Qz-Ch with 35-40% Gn + As	695.0	NR	NR	NR	5.53
1999	Grab, Qz-Ch with Py, Gn, Sp	515.0	NR	NR	NR	7.27
1999	Grab, sulphide-rich mineralization	99.0	NR	NR	NR	1.54
2011	Grab, oxidized Qz vein in granite	1210	0.32	0.10	89	0.101

2011	Grab, schist with As + Sc	396	4.97	0.02	35	6.81
2011	Grab, well mineralized float	16.25	0.04	2.69	500	3.05
2012	Grab, Qz-Gn-Py-Sc	270	7.26	1.64	230	1.36
2012	Grab, Qz-As-Gn-Sp-Mn	69.8	1.90	0.93	72.8	0.81
2012	Grab, Qz-As-Py-Sc vein	39	0.56	0.08	161	5.64

Note: Qz – quartz, Ch – chalcedony, Cr – carbonate, Gn – galena, As – arsenopyrite, Py – pyrite, Sc – scorodite, NR – not reported

The **Dyke Showing** lies 500 m northeast of the Arseno Showing. It is characterized by silicified and brecciated quartz-feldspar porphyry dykes that occupy a steeply dipping fault zone within granite. The dykes are cut by a later east-trending fault (Blanchflower, 1999). Dark grey, fracture-controlled, fine grained sulphide mineralization is hosted within the silicified and brecciated dyke and granite. No significant results were obtained from this showing in 2012. Highlight results from 1999 and 2011 sampling are listed in Table 13.

Table 13 – Dyke Showing Rock Assay Highlights

Year	Type	Ag (g/t)	Pb (%)	Zn (%)	Sn (ppm)	Au (g/t)
1999	Grab, Gn-rich Qz vein	912.0	NR	NR	NR	0.17
1999	Grab, Qz with 2-3% As and <1% Gn	149.3	NR	NR	NR	0.17
1999	Grab, banded Qz vein with 10% Sp, 5% Gn, 5% Py + 2-4% As	53.8	NR	NR	NR	1.68
1999	Grab, Gn-rich Qz veins	1277	NR	NR	NR	0.58
2011	Grab, Li + Sr altered granite	168	6.85	0.13	48	1.94
2011	Grab, Qz vein with minor Gn	348	1.88	0.82	47.7	0.008
2011	Grab, Qz vein with fine sulphides	31.5	1.26	1.50	1675	0.016
2011	Grab, Qz vein with sulphide-filled vugs and fine sulphide disseminations	28.6	1.62	0.62	5010	0.043

Note: Qz – quartz, Sr – sericite, As – arsenopyrite, Gn – galena, Py – pyrite, Li – limonite, NR – not reported

The **Bubble Showing** is located 2000 m northeast along the ridge crest from the Arseno Showing. Granitic rocks in this area were cut by rusty weathering, aphanitic to fine grained quartz-feldspar porphyry dykes, which were subsequently brecciated and silicified (Blanchflower, 1999). Quartz-chalcedony stockwork veins and breccia matrix host very fine grained galena, sphalerite, pyrite and arsenopyrite. The showing was named for the many vugs and miarolitic cavities that are present within the dykes. The best results from 1999, 2011 and 2012 sampling at this showing are listed in Table 14.

Table 14 – Bubble Showing Rock Assay Highlights

Year	Type	Ag (g/t)	Pb (%)	Zn (%)	Sn (ppm)	Au (g/t)
1999	Grab, silicified QFP dyke with Py blebs	36.8	NR	NR	NR	0.005
1999	3 m chip, weakly altered and brecciated granite	12.7	NR	NR	NR	0.005
1999	25 m chip, brecciated and silicified granite with no Qz sheeting	5.0	NR	NR	NR	0.005
1999	Grab, vuggy siliceous breccia with Gn,	175.5	NR	NR	NR	0.026

	Sp, minor As					
2011	Grab, epithermal breccia with trace Sp-Gn-Py in rusty fault zone	65.3	0.57	0.30	399	0.011
2011	Grab, epithermal Qz vein with weathered sulphides	61.9	0.14	0.95	746	0.009
2011	5.8 m chip, rusty vein and gouge zone adjacent to QFP dyke	5.93	0.05	0.05	10000	<0.005
2012	Grab, Qz vein with Py-Sp-Gn-Cp-Cv	94.2	0.39	1.97	317	0.017
2012	Grab, vuggy Qz vein in granitic host, Py-Gn-Sp-Cp	52.4	0.18	0.17	235	0.007
2012	Grab, ferricrete breccia boulders	32.1	0.04	0.15	10900	0.005

Note: Qz – quartz, QFP – quartz-feldspar porphyry, Gn – galena, Sp – sphalerite, Py – pyrite, Cp – chalcopyrite, Cv – covellite, NR – not reported

The **Creek Showing** is located 2500 m northeast of the Arseno Showing, on the east side of the ridge. It comprises gossanous, intensely brecciated and limonite-altered granite exposed within a deeply incised creek. The creek follows a southeasterly trending, three to five metre wide, argillically-altered shear zone (Blanchflower, 1998). This shear zone is cut at regular intervals by a series of vertical shear structures that trend 167°. The intersection points of the structural sets are marked by four to seven metre long, intensely limonitic and/or hematitic breccia zones. Local, narrow fracture-filling veins with pyrite and galena have been found along the core of the southeasterly trending shear structure. This showing was not sampled in 2012. The best historical results from this showing are listed in Table 15.

Table 15 – Creek Showing Rock Assay Highlights

Year	Type	Ag (g/t)	Pb (%)	Zn (%)	Au (g/t)
1988	1 m chip, altered granite with sulphide veinlets	422	1.44	4.87	0.073
1988	Grab, Qz vein	130	1.46	0.53	5.85
1988	Grab, Qz vein	3.5	0.19	0.03	1.48
1998	0.5 m chip, 5 cm thick massive Gn-Py vein in altered granite	127.0	NR	NR	0.016

Note: Qz – quartz, Gn – galena, Py – pyrite, NR – not reported

The **Krist Showing** lies on the northwest side of the ridge and comprises several small areas of fracture-controlled quartz-calcite-galena-sphalerite-arsenopyrite stockwork veins hosted by weakly to moderately argillized granite (Blanchflower, 1998). The main mineralized stockwork is the most northeasterly of the mineralized areas. It is three to ten metres wide and trends at 058°, parallel to a nearby creek. The stockwork is cut by vertical, north-trending shear structures spaced 0.5 to 2 m apart. These cross-cutting structures host quartz-calcite veins with local galena, sphalerite, pyrite and arsenopyrite (Blanchflower, 1998). The Krist Showing has received cursory sampling by previous operators, but it has never been a primary focus of exploration nor has it been tested systematically. Table 16 lists highlight results from this showing (the 1998 samples have not be plotted on compilation maps due to a lack of reference points on the historical map; however they appear to have been collected in the vicinity of the 1988 sample).

Table 16 – Significant Krist Showing Rock Sample Results

Year	Type	Ag (g/t)	Pb (%)	Zn (%)	Au (g/t)
1986	Grab, massive Gn + Py vein	549	48.99	NR	0.17
1986	Grab, massive Gn vein	496	42.99	NR	0.17
1988	Grab, Qz vein	7.4	0.32	0.28	1.38
1998	20 m chip sample, fractured and Qz-veined, argillically altered granite	6.0	NR	NR	0.03
1998	1.0 m chip sample, Gn-Sp-As-Qz-Ca vein in limonitic + silicified shear zone with 15 cm wide Gn-Sp vein core	112.0	NR	NR	0.01
2012	58 cm chip, massive Gn-Sp-Cp	367	29.27	6.37	0.008
2012	15 cm chip, Qz-Gn-Sp-Cp vein	178	10.90	3.26	0.045
2012	25 cm chip, massive Gn-As-Sp-Py	83.4	4.66	0.83	1.605

Note: Qz – quartz, Ca – calcite, Gn – galena, Sp – sphalerite, As – arsenopyrite, Py – pyrite, NR – not reported

The **Risby Main Showing** was discovered by P. Risby in 1999. It comprises several quartz-sulphide vein structures that cut fractured and limonitic granite. Two main mineralized, silicified structural trends were observed: 1) sub-parallel to Ace High Creek – east-northeasterly trending (050° to 070°) and moderately dipping (-45° to -60° northward); and 2) within recessive weathering, young fault zones orthogonal to Ace High Creek – southerly trending (160° to 180°) and steeply dipping. Vertical zonation of mineralization, similar to that observed at the Arseno Zone, has been noted at the Risby Zone. The distribution of mineralization varies from very fine to fine grained, wispy colourations at the core or along the selvages of the quartz±carbonate veins at higher elevations to fracture infillings and disseminations with wider sheeted veins at lower elevations. Table 17 lists the best results from 1999, 2011 and 2012 sampling (Figure 38).

Table 17 – Risby Main Showing Rock Assay Highlights

Year	Type	Ag (g/t)	Pb (%)	Zn (%)	Sn (ppm)	Au (g/t)
1999	Grab, altered granite with Qz vein + As	835.0	NR	NR	NR	4.73
1999	Grab, altered granite with 1 cm Sp-Gn bands in Qz vein	360.0	NR	NR	NR	5.74
1999	Grab, vuggy Qz-Ca vein with As-Gn	1822	NR	NR	NR	4.25
1999	Grab, Qz vein with Py-As	690.0	NR	NR	NR	3.33
1999	Grab, altered granite with Qz-Ca vein + fine sulphides	459.0	NR	NR	NR	7.41
1999	3 m grab, Qz-As vein	117.4	NR	NR	NR	1.970
1999	1 m grab, Qz-As fault breccia	1186	NR	NR	NR	2.568
1999	1 m grab, Qz-As vein	786.0	NR	NR	NR	6.495
1999	Grab, 10 cm wide Qz vein with banded As + Py	478.0	NR	NR	NR	6.690
1999	Grab, 10 cm wide Qz vein with As-Sp	2730	NR	NR	NR	5.690
2011	Grab, Qz with fine disseminated sulphide	767	0.39	0.02	80	8.82
2012	Grab, Qz-As	838	0.69	2.06	275	2.12
2012	Grab, Qz-As-Gn-Sp vein	409	0.19	0.20	52	9.07
2012	Grab, Qz-As vein	3870	1.76	0.37	77.4	3.43

2012	Grab, Qz with fine disseminated sulphide	2560	1.45	0.22	80.8	0.81
2012	Grab, granite with quartz and fine sulphides	615	0.39	0.19	44.6	1.905
2012	Grab, Qz vein with fine sulphides	394	0.184	0.01	21.5	1.465
2012	Grab, Qz-Ch-Rh	144	0.06	0.19	21	0.63

Note: Qz – quartz, Ca – calcite, Gn – galena, Sp – sphalerite, As – arsenopyrite, Py – pyrite, Ch – chalcedony, Rh – rhodochrosite NR – not reported

Four samples collected from the Risby Main Showing in 2011 averaged 3322 ppm tungsten (between 52.7 and 9970 ppm). The highest tungsten value was obtained from the sample that also yielded 767 g/t silver and 8.82 g/t gold. Samples collected in 2012 did no return any significant tungsten values.

The **Risby Northeast Showing** was discovered and sampled in 1988 by Doron Explorations, which found silver-bearing quartz veins in granite float and subcrop in close proximity to a granite\schist contact. Better silver values were recorded in manganese-deficient veins than in samples with higher manganese values (Robertson and Wallis, 1990). This showing has not been resampled by Silver Range. The most significant 1988 sample results are listed in Table 18.

Table 18 – Risby Northeast Showing Rock Assay Highlights

Year	Type	Ag (g/t)	Pb (%)	Zn (%)	Au (g/t)
1988	Grab, Qz vein	323	0.66	0.15	0.091
1988	Grab, Qz vein in altered granite	296	0.08	0.18	5.43
1988	Grab, Qz-sulphide vein	470	0.64	0.14	0.149
1988	Grab, Qz-sulphide vein	374	0.43	0.04	0.027

Orange Zone

The Orange Zone was discovered by Doron Explorations in 1988. This zone is located approximately 5.3 km west of the Snap Zone and is marked by a broad east trending rusty terrace, which is traceable for 3 km and flanked by cliffs (Figure 13). Mineralization, which consists of quartz and chalcedony with pyrite and galena, is mostly confined to the prominent orange-red terrace. Sampling in 2012 (Figure 39) was done near the centre of the zone within a quartz vein that is intermittently exposed for 200 m and is locally 2 m wide. Samples collected in 1988 did not yield any significant values. The most significant 2012 sample results are listed in Table 19.

Table 19 – Orange Zone Rock Assay Highlights

Year	Type	Ag (g/t)	Pb (%)	Zn (%)	Au (g/t)
2012	Grab, Qz-Gn vein	675	3.96	0.02	0.007
2012	Grab, Qz-Gn-Py	352	2.51	0.02	<0.005
2012	0.90 m chip, Qz-Gn-Py vein	337	2.03	0.01	<0.005

Note: Qz – quartz, Gn – galena, Py – pyrite

The three samples collected from Orange Zone in 2012 averaged 1051 ppm bismuth (between 779 and 1560 ppm). The highest bismuth value was obtained from the same sample that yielded 675 g/t silver.

SOIL GEOCHEMISTRY

Numerous soil geochemical surveys were completed within areas currently covered by the Property by various operators prior to 2000. In 2010 and 2011, Strategic Metals and Silver Range collected 24,084 grid and contour soil samples to confirm the tenor and extent of previously identified anomalies and to discover new targets. In 2012, Silver Range took an additional 6,223 grid and contour soil samples to follow-up and to expand known anomalies and to test ground that was acquired during the 2012 field season. The effectiveness of soil sampling completed by all operators, including Silver Range, was limited in many areas by thick overburden, poor soil development and pervasive permafrost. Vegetated, north-facing slopes are typically the most affected by permafrost. Sampling methods and details pertaining to analytical techniques are described in Appendix V.

Locations for the 2012 soil samples are presented on Figures 40 to 53, while results for silver, gold, zinc, lead, copper, tin, tungsten, bismuth, antimony and molybdenum are plotted on Figures 54 to 63, respectively. Certificates of Analysis are given in Appendix IV. Anomalous thresholds and peak values for soil samples are listed in Table 20.

Table 20 – Geochemical Data for Soil Samples

Element	Anomalous Thresholds				
	Weak	Moderate	Strong	Very Strong	Peak
Silver (ppm)	≥ 1 < 2	≥ 2 < 5	≥ 5 < 10	≥ 10	3920
Gold (ppb)	≥ 5 < 10	≥ 10 < 20	≥ 20 < 50	≥ 50	1425
Zinc (ppm)	≥ 200 < 500	≥ 500 < 1000	≥ 1000 < 2000	≥ 2000	9400
Lead (ppm)	≥ 100 < 200	≥ 200 < 500	≥ 500 < 1000	≥ 1000	66700
Copper (ppm)	≥ 50 < 100	≥ 100 < 200	≥ 200 < 500	≥ 500	4760
Tin (ppm)	≥ 5 < 10	≥ 10 < 20	≥ 20 < 50	≥ 50	660
Tungsten (ppm)	≥ 2 < 5	≥ 5 < 10	≥ 10 < 20	≥ 20	160
Bismuth (ppm)	≥ 2 < 5	≥ 5 < 10	≥ 10 < 20	≥ 20	929
Antimony (ppm)	≥ 10 < 20	≥ 20 < 50	≥ 50 < 100	≥ 100	3220
Molybdenum (ppm)	≥ 5 < 10	≥ 10 < 20	≥ 20 < 50	≥ 50	239

Nineteen primary clusters of coincident, moderately to very strongly anomalous silver-gold-zinc-lead-copper-tin values have been recognized across the property. They are known as Keg Main, Keg East, Keg South, Owl, Owl Southwest, Zeno, RGS, Drex, Archimedes, Euclid, Vent, Weld, Marks, Ku, Rebel, Hammer, Cirque, Snap and Risby Anomalies. All of the primary anomalies are associated with known mineralization. Twenty-three secondary anomalies have also been identified, but most have not yet received detailed prospecting.

Keg South, RGS, Archimedes, Euclid, Ku, Owl Southwest, Vent, Weld and Hammer anomalies and most of the secondary anomalies were discovered by Silver Range in 2011, while the others

were identified by previous operators. Only Keg Main, Keg East, Owl, Owl Southwest, Drex, Weld, Rebel, Hammer, Cirque, Snap and Risby anomalies have been partially drill tested.

As with the mineralized zones and showings, all of the soil anomalies (except XVIII) lie within the Tay and Mount Mye belts. The sizes of the primary anomalies; their locations relative to Keg Main Anomaly; distributions of weak, moderate, strong and very strong values for silver-gold-lead-zinc-copper-tin; and accessory elements are listed in Table 21.

Table 21 – Primary Soil Anomalies

Anomaly	Size (m)	Location Relative to Keg Main (km)	Elements (ppm)				
			Weak	Moderate	Strong	Very Strong*	Accessory
Keg Main	2100 x 2500	-				**Ag**, **Cu**, **Pb**, **Zn**, **Sn**	W, **Bi**, Sb, Mo, **As**
Keg East	1400 x 450	2 E				Ag, Cu, Pb, Zn, Sn	Sb, **Mo**, As
Keg South	800 x 40	3 S		Au	Cu		
Owl	2000 x 2000	7 NNW		Au		**Ag**, **Cu**, **Pb**, Zn, Sn	Bi, Sb, Mo, **As**
Owl Southwest	700 x 650	7.5 NW	Sn	Au, Cu	Zn	**Ag**, Pb	Sb, As
Zeno	1500 x 1000 open	14 NW		Au, Zn	**Cu**	Ag, Pb, Sn	W, **Bi**, **Sb**, Mo, **As**
RGS	2600 x 2200	10 ESE				Ag, Au, Cu, Pb, Zn, Sn	W, Bi, Sb, **Mo**, **As**
Drex	1550 x 1100	12 ESE		Au	Cu, Zn	Ag, Pb, **Sn**	Sb, Mo, **As**
Archimedes	1800 x 1800	18 ESE			Au, Zn, Cu	Ag, Pb, Sn	Bi, Sb, Mo, As
Euclid	650 x 1500	18.5 SE	Sn	Pb, Cu	Au	Ag, Zn	**Bi**, Sb, **Mo**, **As**
Marks	3950 x 1950	24 SE		Au	Cu	Ag, Pb, Zn, Sn	B, Bi, Sb, **Mo**, **As**
Ku	1650 x 2400	45 SE			Au, Cu	Ag, Pb, Zn, Sn	W, Bi, Sb, Mo, As
Rebel	2900 x 1450	17 SSE		Sn	Au	Ag, **Cu**, **Zn**	**Sb**, **Mo**
Hammer	1000 x 800	23.5 SSE			Sn	**Ag**, Au, Cu, Pb, Zn	Sb, As
Cirque	2100 x 700	27 SSE	Cu		Zn	Ag, Au, Pb, Sn	**As**, Sb
Snap	2700 x 2500	30 SSE			Cu	**Ag**, **Au**, **Pb**, Zn, Sn	**W**, **Bi**, Sb, Mo, **As**
Risby	1100 x 800	33 SSE	Zn		Au	Ag	W
Weld	3300 x 1200	29.5 SE	Au	Cu	Ag	Pb	Mo, As
Vent	1250 x 900	21 SE		Cu		**Ag**, Au, **Pb**	**Bi**, **Sb**, Mo, **As**

* Bold indicates a high proportion of very strong values present within the anomaly.

Soil anomalies that are particularly high grade or exhibit significant metal zonation are described in more detail in the following paragraphs.

Keg Main and Keg East Anomalies

In 1973, Yukon Copper Ltd. completed grid soil sampling that identified a strong, largely coincident copper±lead±zinc anomaly that extends east to west over the Keg Main Zone. From 2010 to 2012, Strategic Metals and Silver Range re-sampled much of this area to confirm the tenor and extent of the historical anomaly and to obtain multi-element data.

From 2010 to 2012, a total of 1700 grid soil samples were collected at 50 m spacing along north-south oriented lines located 100 m apart within a 5000 by 2000 m grid. Despite limitations due to ground conditions, soil sampling appears to be the most effective surface exploration technique for identifying drill targets, due to the paucity of bedrock exposures.

Keg Main Anomaly is defined by a high concentration of moderately to very strongly elevated values for silver, lead, zinc, copper, tin and indium, while Keg East Anomaly is a smaller, slightly weaker extension of it. Collectively, these anomalies comprise the five kilometre long by one kilometre wide area, which is surrounded by a halo of slightly elevated values for all elements of interest except indium. Results for silver, lead, zinc, copper, tin and indium are illustrated thematically on Figures 64 to 69.

Keg Main and East Anomalies exhibits subtle metal zonation from west to east. Copper is concentrated within the western and central parts of the area, while indium is strongest in the centre and silver, lead, zinc and tin are most abundant in the east and central parts.

RGS Anomaly

RGS Anomaly appears to be zoned from north to south, though this zonation may be exaggerated due to differential sample densities – the northern part of the anomaly was grid sampled, while only three contour lines tested the southern half. Silver, copper, antimony, molybdenum, arsenic and antimony are elevated throughout the anomaly. Lead, zinc, tungsten and bismuth seem to be restricted to the northern half, while gold is stronger in the south.

Marks Anomaly

Elevated lead, zinc, antimony and molybdenum values are present across Marks Anomaly, while silver, tin, tungsten, antimony, bismuth and arsenic are generally restricted to the northwest half. Scattered, elevated gold and copper values lie at the centre of the anomaly. The highest tungsten (160 ppm) value on the Property was obtained from this anomaly.

Ku Anomaly

Ku Anomaly is defined by a soil grid covering a 1.1 km by 2.0 km area with coincident, elevated values for most elements of interest. The southern edge of the soil grid is situated over the contact with the Orchay Batholith. Tungsten and bismuth are both very strongly elevated near

this contact, while very strong silver, lead, copper, antimony, arsenic and molybdenum values are found 800 m north of the contact.

Hammer Anomaly

Although Hammer Anomaly is relatively small compared to many of the other primary anomalies on the property, it has returned by far the highest silver values (peak of 3920 ppm) and second highest gold result (304 ppb).

Snap Anomaly

Snap Anomaly is the most extensive and strongest multi-element anomaly in Mount Mye Belt. High silver, lead, zinc, tin and arsenic values are prevalent throughout the anomaly, while elevated gold, tungsten and molybdenum results are common in the southern half. Strong bismuth values are only obtained in the northern half of the anomaly and copper results are subdued throughout.

Secondary Anomalies

The 23 secondary anomalies vary in extent and intensity. They are considered to be important targets for 2013 exploration. Most of these anomalies received little or no prospecting in 2012. The sizes of the secondary anomalies; their locations compared to Keg Main Anomaly; relative distributions of weak, moderate, strong and very strong values for silver-gold-lead-zinc-copper-tin; and accessory elements are listed in Table 22.

Following prospecting in 2012, three secondary soil anomalies that were identified in 2011 have been redefined as Primary Anomalies. These are Owl Southwest, Vent and Weld, formerly known as VI, XII and XIV respectively. The Payne and Orange Zones remain categorized as secondary soil anomalies because both have only received limited contour soil sampling.

Table 22 – Secondary Soil Anomalies

Anomaly	Size (m)	Location* (km)	Elements (ppm)				
			Weak	Moderate	Strong	Very Strong	Accessory
Payne	1400 x 300	19 NW	Cu, Sn	Au, Pb	Ag		**Sb**, As
II	1400 x 400	17 NW	Au	Cu, Sn	Ag, Pb, Zn		**Sb**, As
III	2600 x 1100	12 NW		Au	Pb	Ag, Cu, Zn, Sn	Sb, Mo, As
IV	1200 x 600	12 NW	Sn	Pb	Ag, Au, **Cu**	Zn	Bi, Sb, Mo, As
V	600 x 250	10 NW		Ag, Au, Pb	**Cu**, Zn, Sn		Sb, Mo, As
VII	1850 x 1050	3 SE	Pb, Sn		Cu, Zn	Ag, Au, Zn	Bi, Sb, Mo
VIII	1450 x 1100	5.5 ESE	Au		Ag, Cu		Sb, As
IX	1500 x 600	12 SE	Pb	Cu	Ag	Au, Zn, Sn	Sb, **Mo**, As
X	1200 x 400	13 ESE		Ag		Au	Mo
XI	800 linear	14 ESE	Au, Pb	Cu	Ag, Zn		Mo
XII	600 linear	20 ESE	Cu		Ag, Au, Sn		
XV	3200 x 950	45 SE	Zn	Ag	Au, Cu, Pb		Sb, Mo, As
XVI	1300 x 350	2.5 SW	Ag, Zn	Cu		Au	As
XVII	3700 x 3300	11 SW	Sn	Au	Cu		W
XVIII	750 x 600	18 SSE	Au, Cu, Sn			Ag, Pb	Sb
IXX	2400 x 1300	11 NW		Pb	Ag, Au, Zn, Sn	Cu	Sb, Mo, As
XX	1300 x600	5 SE		Ag, Au, Cu	Pb	Zn, Sn	Sb, **Mo**
XXI	1100 linear	12 SE	Zn, Cu	Ag	Au		Sb, **Mo**
XXII	2000 x 700	18 SE	Cu			Ag, Au, Zn, Pb, Sn	W, **Bi**, **Sb**, As, Mo
XXIII	1100 x 600	28.5 SSE	Zn		Au, Cu		**W**, Bi, Sb, **Mo**
XXIV	1300 linear	31 SSE	Cu	Zn	Au, Sn	Ag, Pb	W, Bi
XXV	1000 x 600	24 ESE	Cu		Pb	Ag	
Orange	2600 x 1300	29 SSE	Sn	Ag, Zn, Cu	Pb	**Au**	W, **Bi**, Sb, As

*Relative to Keg Main Zone

** Bold indicates a high proportion of very strong values present within the anomaly.

Reconnaissance-scale sampling has also identified several isolated, strong, single-sample anomalies and clusters of weakly to moderately anomalous values in widely scattered parts of the property. These third and fourth order anomalies have not been named but could be significant, especially in areas that are difficult to sample reliably.

HISTORICAL STREAM SEDIMENT GEOCHEMISTRY

Stream sediment samples were collected in different parts of the Property by various operators in 1967, 1970, 1975 and 1983. The Geological Survey of Canada (GSC) completed reconnaissance-scale stream sediment surveys in 1988 on map sheets 105K west and 105L (Friske and Hornbrook, 1989) and in 1989 on map sheet 105K east (Friske et al., 1990). Samples from 105K east were reanalyzed in 2010 (Jackaman, 2011).

Although most stream sediment sampling on the Property returned fairly subdued values for all elements of interest, scattered, strongly elevated values for gold (up to 2445.7 ppb), silver (up to 2.2 ppm), zinc (up to 1712 ppm), lead (up to 107 ppm), copper (up to 399 ppm) and tin (18 ppm) were identified. All of these peak values are located in the vicinity of known mineral occurrences or soil geochemical anomalies. The very high gold value, which was obtained from a creek draining the east side of the ridge where the Ku Zone is located, is particularly noteworthy and has not yet been adequately explained.

GEOPHYSICAL SURVEYS

Between 1966 and 1999, several airborne and ground geophysical surveys (electromagnetic (EM), magnetic, induced polarization (IP) and gravity) were completed within the current bounds of the Property. Data from pre-2010 surveys is not available in digital format and therefore has not been reprocessed. Where plotted data is available, historical magnetic and electromagnetic results generally support more recent data.

In 2010, Strategic Metals' commissioned Geotech Ltd. of Aurora, Ontario to fly a helicopter-borne Z-axis Tipper Electromagnetic (ZTEM) and magnetic survey over much of the Tay Belt and Aurora Geosciences of Whitehorse, Yukon to perform ground IP surveying across parts of Keg Main Zone. In 2011, Aurora Geosciences completed additional ground IP surveying at the Keg Main and Keg East Zones on behalf of Silver Range. Only the 2010 and 2011 geophysical data is discussed in this report.

Condor Consulting, Inc. of Lakewood, Colorado was commissioned to process and analysis of the 2010 and 2011 geophysical data. Results for the entire area of these surveys are shown on Figures 70 and 71. Figures 72 and 73 show the magnetic and ZTEM results, along with locations of the IP survey lines, soil anomalies and diamond drill holes within the Keg Main Zone. Figure 74 illustrates a cross-section of modelled resistivity and conductivity from the IP survey. Geophysical results from both years are briefly summarized in the following paragraphs.

The magnetic response is diverse but generally reflects the regional, northwest-oriented lithological and structural trends. Discrete magnetic highs (Figure 70) are locally coincident with electromagnetic features (Figure 71) in the vicinity of known mineralization (Keg, Main, Drex, Vent and Marks Zones). Condor does not consider the magnetic data to be a useful tool for direct targeting of mineralization; however, because it highlights structural and lithological features, it can be used to identify favourable mineralization traps.

The ZTEM data also shows a variety of responses, which also typically conform to the northwest regional fabric. Northwest-trending axial highs and areas of low response are both present on the Property. The highs likely represent parts of the stratigraphy that are more conductive, while the lows are interpreted as more resistive areas within the mapped units. These lows may represent hydrothermal silicification of the host rocks as seen at Keg Main and RGS zones.

Distinct, discrete conductive features are also present within the survey area and may represent specific geological features such as folds (Keg Main Zone), thrust plates (Drex Zone) and blind intrusions (Drex and Marks zones).

Condor deemed the most significant IP resistivity features within Keg Main Zone to be coincident conductivity and chargeability highs that coincides with mineralization in the western half of the Keg Deposit and in another area about 500 m north of Keg Deposit. The first of these features appears to continue at least 500 m southwest of the deposit, after which is either terminates or plunges to a depth beyond the detection limits of the survey. Scout drilling in the vicinity of the westerly highs intersected thick sections of rock containing abundant pyrrhotite on fractures, while holes that tested the northerly highs cut graphitic stratigraphy.

A secondary feature defined by elevated chargeability and moderate conductivity lies to the south of, and directly below, Keg Deposit. This feature locally coincides with mineralized drill intervals (Figure 74).

HISTORICAL TRENCHING

KEG ZONE

Bulldozer trenching was carried out within and to the south of Keg Main Anomaly by Northern Empire Mines Ltd. in 1967 and 1968 (Cathro, 1968) and by Northern Homestake Mines Ltd. in 1972 (Deklerk and Traynor, 2005). Most of the trenches have sloughed and bedrock exposure is now limited. The following descriptions are taken from the published data.

1967-1968 Bulldozer Trenching

In late 1967 and summer 1968, a D6 bulldozer was used to strip and trench soil geochemical anomalies. A total of about 15,300 cubic metres of bedrock and frozen overburden was moved in nine trenches (Cathro, 1968).

Bedrock consists of white to medium grey, thin bedded and strongly jointed chert with narrow bands of argillite and cherty argillite. The beds strike east and dip gently north. Widespread, weakly disseminated pyrrhotite, chalcopyrite and sphalerite and rare galena were reportedly encountered, but this material was not systematically sampled. Heavily disseminated to massive sulphide mineralization was found in two places, 1100 m north-northwest (Location 1) and 800 m north-northeast (Location 2) of Marijke Lake. It consists of a pyrrhotite-pyrite-sphalerite assemblage, with lesser amounts of chalcopyrite, galena and scheelite.

At Location 1, four grab samples collected in 1967 yielded between 6.2 and 11 g/t silver, 2.8 and 4.5% zinc, 0.04 and 0.18% copper and 0.34 and 0.68 g/t gold (no sampling or analytical techniques were provided). When exposed by further bulldozing in 1968, this showing proved to consist of a sulphide lens less than 15 m long and 3 m wide that averaged 3.4 g/t silver, 1.25% zinc and 0.05% copper.

At Location 2, the upper 2.4 m of a massive pyrrhotite band was exposed. The bottom of the band was covered by overburden, thus its full width was not determined. This mineralization assayed 2.84% zinc, 0.01% lead, 0.37% copper with trace gold and silver across the exposed 2.4 m width.

Terrain difficulties and equipment limitations resulted in the trenches being positioned somewhat randomly relative to the geochemical highs (Cathro, 1968). This reduced the overall effectiveness of the program.

1972 Bulldozer Trenching

Northern Homestake Mines Ltd. conducted additional bulldozer trenching within the same area as the 1968 work (Deklerk and Traynor, 2005), but no report is available for this program.

CIRQUE ZONE

In the late 1980s Doron Explorations carried out hand, blast and mechanized trenching programs at Cirque Zone. The trenching was primarily directed at defining the trends, widths and grades of silver-rich veins that were identified in 1986 (Robertson and Wallis, 1989).

In 1987, Doron Explorations walked a D6 cat from Faro to the lower part of the Cirque Zone. Fifteen trenches were excavated in this area, but the main part of the zone was too steep to be accessed by this machine. In early summer of 1988, Doron Explorations blasted and hand excavated 19 small trenches within the upper part of the zone. Many of these trenches failed to reach bedrock due to permafrost, talus slides and deep overburden. Later that summer, Doron Explorations walked a D8K bulldozer to the zone. The bulldozer completed 800 m of excavation in six trenches. It often had to be assisted by blasting to break up solid bedrock between and within the trenches. In early fall of 1988, Doron Explorations conducted an additional small blasting and hand trenching program (six trenches) within the zone prior to ending the program due to winter conditions. The exact locations of the historical trenches are unknown because the maps have too few reference points.

The best results from these trenching programs are listed in Table 23.

Table 23 – Significant Cirque Zone Historical Trench Sample Results

Year	Type	Ag (g/t)	Pb (%)	Zn (%)	Au (g/t)
1987	Cat – 3 m chip	482	NR	0.10	0.068
1987	Cat – 2 m chip	932	NR	0.19	0.58
1987	Cat – 3 m chip	284	NR	0.15	0.27
1987	Cat – 2 m chip	1208	NR	0.15	0.14
1987	Cat – 1 m chip	926	NR	0.18	0.137
1987	Cat – 1 m chip	666	NR	0.52	0.617
1988	Hand/blast – 2.5 m chip	541	NNR	NNR	NNR
1988	Hand/blast – 1.5 m chip	259	NNR	NNR	NNR
1988	Hand/blast – grab	150	NNR	NNR	NNR
1988	Bulldozer – 0.3 m chip, vein	425	0.09	0.87	0.127
1988	Bulldozer – 0.7 m chip, 0.45 m vein at schist contact	3565	2.32	0.80	0.215
1988	Bulldozer – 0.5 m chip, 2 veins (0.10-0.15 m) in altered granite	550	0.25	0.34	0.740
1988	Bulldozer – 0.5 m chip, 0.2 m vein	589	0.57	0.54	0.615
1988	Bulldozer – 0.3 m chip, quartz vein with galena	396	1.96	0.51	0.410

The remainder of the samples typically yielded less than 343 g/t silver (10 opt) or were narrower than 0.40 m.

Doron Explorations considered the trenching results to be generally disappointing compared to what it expected based on the abundance of mineralized float at surface (Robertson and Wallis, 1989). The veins were narrower and their density was lower than anticipated. It concluded that the vein size and abundance was exaggerated by downhill dispersion from the buried veins, which lie parallel to the slope of the cirque walls. The widths, grades, textures, mineralogy and orientations of individual veins were found to be quite variable over short distances.

HISTORICAL DIAMOND DRILLING

Between 1966 and 1999, a total of 41 drill holes were completed on ground currently covered by the Property; of these, 10 were at Keg Zone, 16 at Rebel Zone, 3 north of Hammer Zone, 9 at Snap Zone, 2 south of Snap Zone and one was drilled about three kilometres to the northwest of Keg Zone. Grades and widths obtained from drilling at Keg Zone were considered to be disappointing because the target was Sedex mineralization like that at the nearby Anvil District deposits. Wide intercepts of fracture-style mineralization and occasional skarn horizons were cut within Keg Zone but grade continuity was not established due to intermittent sampling of the drill core. Results from the drilling at Rebel Zone were generally subdued but some well mineralized intervals were cut in the northern part of the drill area. Although drilling intersected a number of mineralized veins at Snap Zone (Arseno Showing), it did not cut the precious metal rich, arsenopyrite- and galena-bearing sheeted vein mineralization that was observed at surface. Due to the poor quality and/or lack of reference points on most historical maps, only holes in the Snap Zone and north of the Hammer Zones are plotted. Drill hole data are listed in Table 24.

Table 24 – Historical Drill Hole Data

Zone	Year	Hole	Azimuth	Dip Angle	Length (m)
Keg East	1966	66-V-1	n/a	-90	103.3
Keg East	1966	66-V-2	n/a	-90	94.2
Keg East	1966	66-V-3	180	-45	133.5
Keg East	1966	66-V-4	n/a	-90	133.5
Rebel	1967	67-1	NR	NR	116
Rebel	1967	67-2	NR	NR	114
Rebel	1967	67-3	NR	NR	124
N of Hammer	1970	K-70-1	n/a	-90	76.5
N of Hammer	1970	K-70-2	n/a	-90	217.3
N of Hammer	1970	K-70-3	075	-60	299.9
Rebel	1972	K-72-4	n/a	-90	243
Rebel	1972	K-72-5	185	-70	122
Rebel	1972	K-72-6	n/a	-90	98
Rebel	1972	K-72-7	n/a	-90	101
Rebel	1973	K-73-8	NR	NR	189
Rebel	1973	K-73-9	n/a	-90	255
Rebel	1973	K-73-10	180	-60	186

Keg Main	1974	D-74-1	347	-70	232
Keg Main	1974	D-74-2	340	-70	200
Keg Main	1974	D-74-3	325	-70	62
Keg Main	1975	466-75-4	n/a	-90	222
Keg Main	1975	466-75-5	n/a	-90	280
Keg Main	1975	466-75-6	n/a	-90	125
S of Snap	1977	77VZ-1	n/a	-90	138.4
S of Snap	1977	77VZ-2	n/a	-90	108.8
NW of Keg Main	1978	78-NA-04	n/a	-90	159.4
Rebel	1978	KD-78-1	n/a	-90	152
Rebel	1978	KD-78-2	215	-70	152
Rebel	1978	KD-78-3	215	-50	152
Rebel	1978	KD-78-4	215	-50	151
Rebel	1978	78-NA-03	n/a	-90	190
Rebel	1980	80-NAR-1	NR	NR	481
Snap	1999	99-01	270	-45	106.68
Snap	1999	99-02	270	-45	106.68
Snap	1999	99-03	270	-45	131.06
Snap	1999	99-04	270	-45	118.26
Snap	1999	99-05	270	-45	103.63
Snap	1999	99-06	270	-45	85.34
Snap	1999	99-07	270	-45	65.53
Snap	1999	99-08	270	-45	152.40
Snap	1999	99-09	180	-45	124.97

NR – not reported

Results from all historical holes are discussed in the following paragraphs.

Keg Zone

66-V-1 to 66–V-4

In 1966, four holes totalling 464.5 m were drilled immediately east and north of Keg East Zone. No thick sections of massive sulphides were intersected and, therefore, none of the core was analyzed (Adamson, 1966b). The presence of minor disseminated, blebby and banded pyrite and pyrrhotite and rare galena, sphalerite and chalcopyrite was noted in most intervals in all holes. Several bands up to 12 cm thick of semi-massive to massive sulphides were intersected. The host rock comprises locally limey or siliceous, light grey to greenish black argillite with lesser quartzite.

D-74-1 to D-74-3

D-74-1 to D-74-3 lie within the Keg Deposit, at the heart of Keg Main Zone. The host rocks in all three holes primarily comprise light to dark grey, locally greenish siliceous rocks (argillite, chert and quartzite?) with interbedded light to dark green skarn horizons, which consist of diopside and other unspecified calc-silicate minerals (Jilson, 1974). Calcite commonly occurs within coarse blebs, veins and crackle breccias, while thin intervals of marble and shear-hosted serpentinite are rare.

D-74-1 bottomed in a thick horizon of limestone and limey argillite. Sulphide minerals comprise pyrrhotite with lesser sphalerite and minor chalcopyrite, galena and arsenopyrite. These minerals occur as disseminations, fine to coarse blebs, fracture coatings, cement in crackle breccias and rarely as semi-massive bands. Bleaching of the host units is common adjacent to fractures and in association with sulphides. The core, which was sampled intermittently, yielded sporadic, elevated zinc values with rare silver, lead and copper support. The best interval returned 0.37% copper, 1.38% lead, 1.08% zinc and 168 g/t silver over 3.0 m.

D-74-2 generally cut the same mineralization types as D-74-1 (Jilson, 1974), but mineralization is far more abundant in this hole. Fracturing of the host rocks is intense and appears to be the dominant control of both calc-silicate alteration and mineralization. Mineralization is more strongly associated with calc-silicate alteration than with the siliceous units. The hole was continuously sampled between 2.4 and 51.5 m, from which point on it was sampled intermittently. The continuously sampled interval yielded a weighted average of 34.3 g/t silver, 1.25% zinc, 0.47% lead and 0.14% copper over 49.1 m. Below this, several scattered, elevated zinc values with rare copper, lead and silver support were encountered.

D-74-3 has the same mineralogy as the previous two holes. Bleaching of the host rocks is fracture controlled and increases in intensity with depth. The top half of the hole was not sampled; however, a 14.0 m long interval in the bottom half of the hole (between 47.5 and 59.7 m) averaged 1.66% zinc with subdued copper, lead and silver values (Jilson, 1974).

466-75-4 to 466-75-6

In 1975, three holes were drilled to follow up along strike and down-dip of the mineralization discovered in the 1974 holes. These holes also lie within Keg Main Zone. Less extensive, but locally higher grade mineralization was intersected in 1975. Most mineralization comprises heavy disseminations of pyrrhotite and brown sphalerite with minor chalcopyrite in fine grained quartzite and calc-silicate rocks, which are interlayered with barren quartzite and recrystallized and bleached chert (Jilson, 1975). 466-75-4 and -5 were sampled intermittently.

466-75-4 yielded 1.24% zinc over 11.6 m, including 5.48% zinc over 1.1 m, while 466-74-5 returned 0.82% zinc over 24.1 m. Copper and lead values in both holes were subdued. 466-75-6 was drilled to test coincident EM, IP, magnetic and copper-lead-zinc geochemical anomalies. It intersected unmineralized cherty argillite and grit, which both host minor pyrrhotite and sheared graphitic rocks. This hole was not sampled.

78-NA-04

In 1978, 78-NA-04 tested coincident gravity and IP anomalies, which are located three kilometres northwest of Keg Main Zone. It intersected unmineralized, fine to coarse grained greywacke with local chert and graphitic bands (Simpson, 1978a). The greywacke exhibits various textures, including well bedded, massive and brecciated.

Rebel Zone

67-1 to -3

No record of these drill holes, other than references in later assessment reports, could be found. They were reportedly drilled to test EM, gravity and geochemical anomalies that are situated immediately west of Rebel Anomaly. All holes intersected Marmot Formation metavolcanics. Traces of fracture-hosted galena and sphalerite were noted in 67-2, while the others were barren (Carne, 1991).

K-72-4 to -7

K-72-4, -5 and -6 tested geochemical, magnetic-electromagnetic and electromagnetic-gravity anomalies, respectively. K-72-4 and-6 lie within Rebel Anomaly and K-72-5 is located one kilometre west of that anomaly. All of these holes cut locally brecciated Marmot Formation metavolcanics and underlying Rabbitkettle Formation metasediments (Jilson, 1972). The metavolcanics are locally listwaenitized. K-72-4 intersected minor pyrrhotite, sphalerite, chalcopyrite, galena and pyrite in fractures and as disseminations. K-72-5 and-6 were barren. No samples were analyzed from any of these holes.

K-72-7 was drilled within Rebel Anomaly, to test the soil anomaly at depth. It intersected altered and brecciated Marmot Formation metavolcanics with disseminated to fracture-filling sphalerite, pyrite, galena, pyrrhotite and tetrahedrite. The best continuous interval yielded a weighted average of 2.28% zinc, 0.10% copper and 0.10% lead over 69.0 m, including 6.60% zinc, 0.29% copper, 0.41% lead, 36.4 g/t silver and 0.17 g/t gold over 3.0 m (Jilson, 1972).

K-73-8 to -10

K-73-8 tested an electromagnetic anomaly that appears to coincide with the southwest corner of Rebel Anomaly. It intersected brecciated Marmot Formation with minor chalcopyrite, pyrrhotite and sphalerite in fractures and veins. The best interval returned 2.25% zinc over 3.0 m (Carne, 1991).

K-73-9 was drilled 150 m to the east of K-72-7 in order to extend the known mineralized zone. It cut altered Marmot Formation with minor disseminated and fracture-filling sphalerite, pyrrhotite, chalcopyrite and pyrite throughout. An 18.3 m interval yielded a weighted average of 2.2% zinc (Carne, 1991).

K-73-10 was also designed to extend the mineralized zone. It was drilled about 170 m to the southwest of K-72-7. It intersected brecciated Marmot Formation with weak disseminated and fracture-filling sphalerite and galena, but was not sampled (Jilson, 1973).

KD-78-1 to -4

KD-78-1 to -4 were drilled to test geophysical anomalies within Rebel Anomaly, to the south and west of the previous holes (Spence, 1979). None of the drill core was analyzed.

KD-78-1 tested a strong, broad EM conductor. It intersected interbanded volcanics and sediments including some strongly graphitic rocks. Minor pyrite was the only sulphide mineral encountered within the hole.

KD-78-2 tested coincident strong EM conductors. It cut similar rocks and mineralization to those in KD-78-1.

KD-78-3 tested a strong, broad horizontal loop EM anomaly. It cut interbedded volcanics and graphitic sediments, both of which contained minor pyrite.

KD-78-4 tested strong EM conductors. It cut volcanics interlayered with graphitic sediments. Minor vein hosted galena was observed.

78-NA-03

78-NA-03 was drilled at the east edge of XVIII Anomaly to test elevated soil values and a coincident EM anomaly. It intersected non-calcareous, locally chloritic phyllite with rare diorite porphyry dykes. Minor pyrrhotite and sphalerite were reported, but no samples were analyzed (Simpson, 1978b).

80-NAR-1

80-NAR-1 tested a widely spaced, linear geochemical anomaly within the west half of XVIII Anomaly. It cut chlorite±muscovite±biotite phyllite (Hall, 1980). The phyllite is commonly calcareous and is locally interbedded with tuff. Rare marble was observed. No core was analyzed.

North of Hammer Zone

K-70-1 was drilled to test a coincident lead-zinc soil anomaly that reportedly lies on the floor of a broad, U-shaped valley, approximately 1500 m northeast of Hammer Zone. The hole only cut glacially-derived boulders and clay (Turnbull and Simpson, 1970). The thickness of the overburden indicated that the soil anomaly was transported and further drilling was directed toward nearby geophysical anomalies.

K-70-2 was drilled in the same area to test a moderate residual gravity anomaly with coincident, weak IP response. The hole intersected 22.6 m of overburden, then cut grey-green-purple phyllitic quartzite and phyllite and a 7.6 m thick mafic diorite dyke or sill, before bottoming in altered granite. Zones of weakly disseminated pyrite and pyrrhotite were observed, but significant base metal mineralization was absent.

K-70-3 was drilled between the other two holes and was designed to intersect a possible fault zone that offset areas of variable soil geochemistry and geophysical response. After drilling through 89.6 m of overburden, the hole cut green-purple phyllite and phyllitic schist. Between

152.4 and 213.3 m, thin laminations of pyrite and pyrrhotite were present along foliation planes. No significant base metal mineralization was observed.

Snap Zone

Drilling at Arseno Showing was conducted to evaluate coincident soil geochemical and geophysical (chargeability) anomalies that had been identified in an area of little to no bedrock exposure on the southeast side of the ridge (Blanchflower, 1999). Widespread, fracture-controlled, weak to locally strong quartz-pyrite (± sphalerite and lesser galena, chalcopyrite, arsenopyrite and/or pyrrhotite) sheeted veins and local sulphide-bearing breccias were identified within argillically-altered granite over a 1200 m strike length. The silver and gold values were lower than expected, based on prior surface rock geochemical sampling. None of the arsenopyrite- and galena-rich quartz-sulphide vein stockworks and semi-massive mineralization observed in float within Snap Zone were intersected by the diamond drilling. The most significant intervals of quartz-sulphide vein mineralization were intersected by drill holes 99-04 and 99-05, which reportedly returned values of 52.3 g/t silver and 0.21 g/t gold over 3.0 m and 26.8 g/t silver and 1.50 g/t gold over 7.0 m, respectively (Blanchflower, 1999). The drilling did not intersect sufficient sulphide mineralization or other geological evidence to explain the high chargeability anomaly.

South of Snap Zone

77VZ-1 and -2 were drilled 1000 m south and 800 m southwest of Arseno Showing, respectively. They were designed to test coincident magnetic and electromagnetic anomalies within schist. 77VZ-1 did not explain the anomalies, but the results from 77VZ-2 suggest that the anomalies are due to high carbon content and associated disseminated pyrite (up to 4%) within schist between 26.5 and 84.1 m.

RECENT DRILLING

Recent drill programs at the Property included diamond drilling in 2010 and 2011 and diamond and reverse circulation percussion drilling in 2012. During the past three years, 32,926.85 m of diamond drilling drilling and 1,104,90 of reverse circulation percussion drilling have been completed on the Property.

The 2012 drill program at the Property was conducted between June 3 and August 28. A camp located on the Property supported drilling at the Keg Main and Owl Southwest zones, while support for all other drill targets was based out of Faro. Appendix V describes the logging and sampling procedures used during the course of the project.

Drill hole collars were surveyed by Archer Cathro employees using a Trimble SPS882 and SPS852 base and rover Real Time Kinematic (RTK) GPS system. The collars are marked by lengths of drill rod that are cemented into the holes or a log placed into the hole. A metal tag identifying the hole number is affixed to each collar marker. Collar locations and drill orientations for all 2010-2012 drilling are listed in Appendix VI.

Topography along section lines was initially surveyed by chain and compass, but was later resurveyed using the RTK GPS.

Down-hole surveys were conducted using a "Ranger Explorer" magnetic multi-shot tool provided by Ranger Survey Systems. Shots were taken every 50 feet or 15 m in each hole, depending on whether the rods were imperial or metric. The shots recorded azimuth, inclination, temperature, roll angle (gravity and magnetic) plus magnetic intensity, magnetic dip and gravity intensity (for quality assurance). All readings were reviewed and erroneous data was not used when plotting the final hole traces.

Geological and Geotechnical logs for all 2012 drilling can be found in Appendix VII. Sampling methods are discussed in **, while the corresponding Certificates of Analysis are provided in Appendix IV.

Keg Main and Keg East Zones

Diamond drilling at the Keg Main and Keg East Zones conducted by Top Rank Diamond Drilling Ltd. of Ste. Rose du Lac, Manitoba with two heli-portable Multi-Power Discovery II drills using NQ2 equipment. A total 8377.49 m of diamond drilling was completed in 28 holes between June 3 and August 27, 2012. Figure 75 illustrates the locations of all holes drilled at the Keg Main and Keg East Zones from 2010 to 2012, while sections are shown on Figures 76 to 91.

Between 2010 and 2012, a total of 23,014.51 m of exploration and definition drilling in 69 holes was completed at the Keg Main and Keg East Zones, of which 18,376.81 m in 53 holes were used to estimate the Keg Deposit mineral resource. Down hole depths for drill holes within the Keg Main Zone range from 144.00 to 550.77 m, with an average depth of 359.30 m. This drilling was completed at nominal 100 m spacing on an 1100 m long by 300 m wide grid (locally up to 450 m wide) within the main area of interest. All holes were collared at dips of -50° and most of them are on section lines oriented at 340° (north-northwest). Six holes have different azimuth orientations, which range between 300° and 010° (northwest to north-northeast).

Relatively continuous silver-lead-zinc-copper-tin±indium mineralization has been traced along the full 1100 m length of the drill grid, across approximate true widths of 50 to 250 m and to vertical depths of 350 m.

The best grades within both zones are typically from areas where strong fracturing and reactive horizons coincide. The thickest, highest grade mineralization within Keg Main Zone appears to be localized in a fold hinge where axial planar fractures cut silicified and calc-silicate altered Tay and Mount Christie Formation rocks.

The most significant, silver-rich interval obtained from Keg Main Zone to date graded 70.55 g/t silver, 0.54% lead, 0.60% zinc, 0.17% copper, 778 ppm tin and 1.77 ppm indium over 104.70 m from 25.45 to 130.15 m in hole KEG-11-009. The best 2012 interval averaged 63.45 g/t silver, 0.48% lead, 0.43% zinc, 0.09% copper, 448 ppm tin and 0.96 ppm indium over 68.75 m from 6.64 to 75.39 m in hole KEG-12-047. Table 25 lists highlight drill results obtained from Keg Main Zone.

Table 25 – Highlight Keg Main Zone Drill Assay Highlights

Hole No.	From (m)	To (m)	Interval (m)	Ag (g/t)	Pb (%)	Zn (%)	Cu (%)	Sn (ppm)	In (ppm)
KEG-10-01	59.30	185.00	125.70	50.09	0.65	1.20	0.14	217	9.55
KEG-10-04	24.34	64.46	40.12	49.63	0.74	1.71	0.17	180	14.70
KEG-11-05	135.13	172.82	37.69	49.62	0.45	1.25	0.08	569	4.16
KEG-11-07	213.35	253.10	39.75	71.74	0.60	2.03	0.24	391	14.39
KEG-11-09	25.45	130.15	104.70	70.55	0.54	0.60	0.17	778	1.77
including	78.33	108.81	30.48	119.90	0.72	1.14	0.32	1168	3.38
KEG-11-12	77.12	96.00	18.88	60.78	0.67	1.59	0.21	275	13.78
KEG-11-15	6.10	47.85	41.75	46.62	0.47	0.27	0.06	138	0.91
KEG-11-16	212.72	247.00	34.28	46.66	0.24	1.91	0.33	280	23.58
KEG-11-17	156.06	220.37	64.31	40.55	0.39	1.02	0.10	235	6.49
and	258.17	297.79	39.62	41.81	0.25	1.15	0.41	383	12.30
KEG-11-18	65.60	120.69	55.09	58.46	0.70	1.92	0.17	205	16.37
KEG-11-22	122.02	197.20	75.18	57.46	0.31	2.41	0.64	912	17.66
KEG-11-23	236.83	271.61	34.78	40.09	0.21	1.67	0.55	398	14.42
KEG-12-47	6.64	75.39	68.75	63.45	0.48	0.43	0.09	448	0.96
including	11.00	39.70	28.70	131.59	0.95	0.77	0.15	651	1.70
KEG-12-48	277.16	318.35	41.19	48.81	1.04	1.16	0.12	317	4.70

The best interval from Keg East Zone graded 30.81 g/t silver, 0.18% lead, 0.27% zinc, 0.02% copper, 65 ppm tin and 1.01 ppm indium over 70.11 m from 302.36 to 372.47 m in hole KEG-11-014. The best 2012 result averaged 31.89 g/t silver, 0.39% lead, 0.33% zinc, 0.01% copper, 278 ppm tin and 0.51 ppm indium over 13.4 m from 74.00 to 87.40 m in hole KEG-12-059.

Owl Southwest Zone

Diamond drilling at the Owl Southwest Zone was conducted by Top Rank Diamond Drilling Ltd. using NQ2 equipment. Two holes totaling 503.23 m were completed between July 17 and 28. Figure 92 illustrates the locations of all holes drilled at the Owl Southwest Zone, while sections are shown on Figures 93 and 94.

Drilling targeted the down-dip extension of high-grade mineralization exposed by hand trenching. It intersected siliceous siltstone and quartzite overlying intercalated limestone and chert. Hole OSW-12-001 intersected a 9 cm quartz vein near surface, containing abundant galena and arsenopyrite. Narrow bands of skarn mineralization were found near the bottom of hole OSW-12-001; however, sampling yielded no significant results from these intervals. This hole terminated in strongly graphitic argillite that is believed to represent a large thrust fault located within the swampy saddle that separates the Owl Southwest Zone from the Owl Zone.

Hole OSW-12-002 intersected a weak fracture zone near surface at the projected depth of intersection of the target vein. The only significant interval from this hole came from a narrow skarn interval comprising minor galena in fractures and disseminated arsenopyrite within maroon

to green chert toward the bottom of the hole. The graphitic unit encountered in the first hole was not intersected.

The following table highlights drill results from Owl Southwest Zone.

Table 26 – Owl Southwest Zone Drill Assay Highlights

Hole	From (m)	To (m)	Interval (m)	Ag (g/t)	Pb (%)	Zn (%)	Cu (%)	In (ppm)	Sn (ppm)	Au (g/t)
OSW-12-001	25.66	26.00	0.34	5370	26.10	0.05	0.03	0.129	545	0.519
OSW-12-002	197.00	200.00	3.00	224.48	0.624	1.46	0.02	2.758	57	0.025
Incl.	198.50	200.00	1.50	432.00	1.16	2.78	0.03	5.260	88	0.048

Weld Zone

Diamond drilling at the Weld Zone was conducted by Beaudoin Diamond Drilling Ltd. of Courtenay, BC with a JKS 3000 drill using BTW equipment. Two holes totaling 159.7 m were completed between July 21 and 25, 2012. Figure 95 illustrates the locations of holes drilled at the Weld Zone, while sections are shown on Figures 96 and 97.

Hole WLD-12-001 is located at the Weld Main Showing and targeted the down-dip extension of a vein fault that yielded very strongly anomalous values for silver and lead from surface samples. Weakly to strongly oxidized siltstone and fault gouge were intersected in the top 65 m of this hole. The remainder was unoxidized siltstone. Two narrow rubbly, clay altered intervals returned the best results. These intervals are listed in the following table.

Table 27 – Weld Zone Drill Assay Highlights

Hole	From (m)	To (m)	Interval (m)	Ag (g/t)	Pb (%)	Zn (%)	Au (g/t)
WLD-12-001	53.00	53.60	0.60	295.00	3.68	3.27	0.019
WLD-12-001	62.80	63.30	0.50	130.00	1.32	1.28	0.108

Hole WLD-12-002 tested beneath mineralized float at the Cady Shack Vein. This hole intersected silicified siltstone with minor pyrrhotite and pyrite. A few narrow, approximately 0.5 cm, veinlets containing minor galena and sphalerite were intersected. This hole did not produce any significant intersections.

Hammer Zone

Diamond drilling at the Hammer Zone was conducted by Platinum Diamond Drilling Inc. of Winnipegosis, MB with a heli-portable Multi-Power Discovery II drill using NQ2 equipment. A total of 3903.64 m was completed in 21 holes between June 9 and August 7, 2012. Figure 98 illustrates the locations of all holes drilled at the Hammer Zone, while cross sections are presented on Figures 99 through 109.

Drilling tested beneath three sub-parallel linear features where mineralized float was discovered, referred to as the East, West and Central Veins. The Central Vein was the primary focus of this drilling, which often meant the other two veins were not targeted or were not intersected at favourable locations. This drilling tested along a total strike length of 630 m to a maximum depth below surface of 200 m (on the Central Vein).

All of the drill holes intersected granite and pegmatite belonging to the Anvil Batholith. Quartz-rhodochrosite veins ranging from 5 mm to 1.3 m in width occur sporadically throughout the holes. The widest of these veins coincide with the down-dip extensions of the surface linear features. Granite immediately adjacent to the veins is hydrothermally altered. This alteration is only developed in close proximity to the veins, rarely extending outwards any further than the width of the corresponding vein.

Where mineralized, these veins comprise semi-massive to massive pyrite-galena-tetrahedrite. The best example of this is hole HAM-12-017, which intersected 0.53 m of massive sulphide grading 4620 g/t (134.75 opt) silver, 8.99% lead and 4.84% zinc. In places, the Central Vein appears to split into two parallel veins separated by up to 30 m of barren granite. This is most evident in holes HAM-12-005, -006 and -009.

The veins are partially to completely oxidized to a depth of 150 m below surface, based mainly on results from the Central Vein. Oxidation appears to be deeper and more intense to the south, where the three sub-parallel veins begin to converge. The best oxide interval came from hole HAM-12-011, which yielded 1590 g/t (46.38 opt) silver, 1.13% lead and 0.47% zinc over 0.70 m.

A list of the most significant oxide and sulphide intersections is provided in the following table.

Table 28 – Hammer Zone Drill Assay Highlights

Hole	From (m)	To (m)	Interval (m)	Ag (g/t)	Pb (%)	Zn (%)	Type	Vein
HAM-12-002	22.70	23.70	1.00	1010.00	2.700	0.240	OX	WEST
HAM-12-002	53.40	54.00	0.60	98.00	0.097	0.047	OX	CENTRAL
HAM-12-003	47.30	48.50	1.20	328.00	0.185	0.121	OX	EAST
HAM-12-005	38.10	38.60	0.50	980.00	0.228	0.629	OX	CENTRAL A
HAM-12-005	67.50	68.00	0.50	1290.00	0.580	1.710	OX	CENTRAL B
HAM-12-006	50.70	51.20	0.50	578.00	1.400	0.585	OX	CENTRAL A
HAM-12-006	81.70	83.00	1.30	36.80	0.029	0.185	OX	CENTRAL B
HAM-12-006	125.60	126.80	1.20	43.10	0.004	0.005	OX	EAST
HAM-12-008	36.60	37.70	1.10	23.30	0.018	0.102	OX	CENTRAL
HAM-12-008	107.00	107.80	0.80	537.00	0.178	0.572	OX/TR	WEST
HAM-12-009	56.30	56.80	0.50	507.00	0.082	0.178	OX	WEST
HAM-12-009	117.50	118.00	0.50	58.30	0.013	0.140	OX	CENTRAL B
HAM-12-010	62.10	62.60	0.50	618.00	0.426	0.258	OX	WEST
HAM-12-010	131.20	131.70	0.50	559.00	1.360	0.930	OX	CENTRAL
HAM-12-011	128.70	129.40	0.70	1590.00	1.130	0.466	OX	CENTRAL

HAM-12-015	20.90	21.45	0.55	41.80	0.036	0.396	SX	WEST
HAM-12-015	218.70	219.20	0.50	134.00	1.875	3.920	SX	CENTRAL
HAM-12-015	221.90	222.40	0.50	237.00	2.520	4.700	SX	CENTRAL
HAM-12-016	13.60	14.10	0.50	30.70	0.057	0.070	OX	WEST
HAM-12-016	262.35	263.24	0.89	258.00	3.800	6.300	SX	CENTRAL
HAM-12-017	82.30	82.80	0.50	17.30	0.007	0.144	SX	WEST
HAM-12-017	186.25	186.78	0.53	4620.00	8.990	4.840	SX	CENTRAL
HAM-12-017	304.36	304.86	0.50	198.00	0.042	0.049	SX	EAST
HAM-12-018	131.90	132.40	0.50	40.80	0.068	0.079	OX	CENTRAL
HAM-12-018	135.00	135.50	0.50	34.70	0.059	0.108	OX	CENTRAL
HAM-12-018	180.10	180.90	0.80	90.50	0.130	0.310	SX	EAST?
HAM-12-018	184.50	185.00	0.50	289.00	0.556	0.752	SX	EAST?
HAM-12-019	172.40	173.10	0.70	253.00	0.348	0.160	OX	WEST
HAM-12-020	114.10	115.10	1.00	16.70	0.090	0.062	SX	WEST
HAM-12-021	56.00	56.40	0.40	22.20	0.016	0.017	TR	WEST?
HAM-12-021	220.70	221.45	0.75	270.00	1.660	2.460	SX	CENTRAL

*SX = sulphide, TR = transition, OX = oxide

The piercement locations along each of the central and west veins are shown on Figures 110 and 111. The best sulphide bearing intersections to date occur between the 1400 m and 1475 m elevations. Below this elevation, pyrite dominates the sulphide assemblage and silver values are more subdued. In order to reach this preferred elevation range along the Central Vein, holes located to the south, at higher elevations, had to be collared further to the west, resulting in very long holes.

Cirque Zone

Diamond drilling at the Cirque Zone was conducted by Beaudoin Diamond Drilling Ltd. using BTW equipment. Four holes totaling 342.28 m were completed between July 26 and 29, 2012. Figure 112 illustrates the locations of all holes drilled at the Cirque Zone, while cross sections are presented on Figures 113 through 116.

Holes CRQ-12-001 through -003 were drilled from an existing clearing at the end of a bulldozer trail and tested beneath historical blast trenches. Weakly oxidized granite containing narrow quartz-carbonate (rhodochrosite) veins was intersected in all three holes. The veins contained trace to minor amounts of fine grained galena, pyrite, sphalerite and chalcopyrite. Overall, mineralization intersected in these holes is weaker than expected and it does not explain the mineralization found at surface. A list of significant drill intersections is provided in the following table.

Table 29 – Cirque Zone Drilling Assay Highlights

Hole	From (m)	To (m)	Interval (m)	Ag (g/t)	Pb (%)	Zn (%)
CRQ-12-001	21.50	22.20	0.70	39.60	0.184	0.061
CRQ-12-002	6.00	6.80	0.80	25.70	0.037	0.041
CRQ-12-003	26.00	30.00	4.00	18.91	0.041	0.024

Hole CRQ-12-004 was located at the Bench Showing and targeted the down dip extension of mineralization uncovered by hand trenching in 2012. This hole intersected granite cross-cut by several quartz veins. The best intersection came from a 0.60 m quartz vein containing fine-grain pyrite and arsenopyrite yielding 12.90 g/t silver, 0.419% lead, 2.260% zinc and >1% arsenic.

Snap Zone

Diamond drilling at the Snap Zone was conducted by Beaudoin Diamond Drilling Ltd. using BTW equipment and by Top Rank Diamond Drilling Ltd. using NQ2 equipment. Seven holes totaling 1665.62 m were completed between July 30 and August 23, 2012. Figure 117 illustrates the locations of all 2011 and 2012 holes drilled at the Snap Zone. All of the holes were drilled on two, parallel section lines (Figures 118 and 119), spaced 230 m apart.

The primary focus of drilling in 2012 was the northern strike extension of mineralization intersected by Silver Range in 2011, on the same section line as an earlier intersection by Pacific Ridge Exploration, which graded 87.7 g/t silver over 8.9 m in hole 99-08 (Blanchflower, 1999). Holes SNP-12-006 thru -007 tested further along strike to the north.

All of the drill holes intersected granite belonging to the Anvil Batholith. A phyllite roof pennant, located at the crest of the hill above the main drill area was cored at the tops of holes SNP-12-009 and 99-08. Quartz veins with well-developed epithermal textures cut the granite.

A thick interval of moderate to intense oxidation was intersected near the centre of both section lines. This oxidized band trends northerly and appears to coincide with a resistivity high outlined by an IP survey conducted by Pacific Ridge Exploration in 1999. These oxidized intervals correspond to broad low grade intersections, while higher grade intersections coincide with mineralized quartz veins. The following table lists some of the significant intersections obtained from drilling at the Snap Zone.

Table 30 – Drill Assay Highlights

Hole	From (m)	To (m)	Interval (m)	Ag (g/t)	Pb (%)	Zn (%)	In (ppm)	Sn (ppm)	Au (g/t)
SNP-11-002	24.99	75.85	50.86	33.30	0.140	0.160	-	50.0	0.030
SNP-12-004	59.40	128.50	69.10	16.84	0.134	0.180	0.229	42.6	0.050
Incl.	59.40	73.40	14.00	36.53	0.238	0.114	0.234	47.5	0.120
Incl.	85.50	95.70	10.20	36.30	0.157	0.386	0.291	59.4	0.067
Incl.	117.40	120.10	2.70	34.56	0.996	1.5000	1.597	62.7	0.081
SNP-12-005	182.30	183.80	1.50	85.40	1.725	1.719	69.133	442.3	0.053
SNP-12-006	18.00	85.40	67.40	14.43	0.410	0.751	16.718	294.5	0.009
Incl.	21.60	23.30	1.70	219.93	2.741	8.609	156.671	2232.5	0.026

SNP-12-006	183.00	192.00	9.0	6.45	0.148	0.684	12.524	564.5	0.004
SNP-12-008	36.59	77.52	40.93	10.62	0.377	1.337	13.551	913.4	0.179
Incl.	36.59	56.72	20.13	16.53	0.661	1.553	11.863	1244.9	0.131
SNP-12-009	42.60	45.10	2.50	29.28	0.304	0.387	0.258	64.6	0.066
SNP-12-009	96.09	97.89	1.80	21.1	0.595	0.892	4.117	123.3	0.017
SNP-12-009	206.63	207.14	0.51	133.00	6.040	0.977	3.520	111.0	0.750
SNP-12-010	302.00	321.65	20.85	7.31	0.079	0.402	7.049	248.3	0.060
Incl.	302.00	308.20	6.20	10.34	0.059	0.547	12.967	312.9	0.026
Incl.	320.20	322.85	2.65	16.78	0.322	1.482	18.270	669.3	0.344

Risby Zone

Diamond drilling at the Risby Zone was conducted by Beaudoin Diamond Drilling Ltd. using BTW equipment. One hole totaling 208.25 m was completed between August 24 and 28, 2012. Figure 117 illustrates the location of this drill hole, while a cross-section is illustrated on Figure 120. Drilling was designed to test beneath mineralized float exposed along the ridge.

This hole intersected granite cut by quartz veins. Weak to moderate oxidation is present near surface. Barren quartz veins are common; however, some veins contain pyrite, galena and minor sphalerite. Intervals containing these mineralized veins yielded the most significant results. The following table lists the significant results from the Risby Zone holes.

Table 31 – Risby Zone Drill Assay Highlights

Hole	From (m)	To (m)	Interval (m)	Ag (g/t)	Pb (%)	Zn (%)	Au (g/t)
RSB-12-001	2.75	20.42	17.67	33.47	0.075	0.012	0.105
Incl.	10.82	20.42	9.60	58.38	0.129	0.011	0.191
RSB-12-001	169.02	173.46	4.44	14.63	0.008	0.013	0.136
RSB-12-001	188.46	200.93	12.47	7.95	0.011	0.034	0.035

Rebel Zone

The 2012 program at the Rebel Zone was done using a self-propelled, track-mounted reverse circulation (RC) percussion drill, which was contracted from Midnight Sun Drilling Inc. of Whitehorse. The drill was operated by a three person crew on a single, 12 hour per day shift.

A total of 1104.9 m was completed in 19 holes. The first hole was collared on August 9 and the final hole was completed on August 22. The RC crew used an ATV to transport fuel from a central cache to the drill sites.

The drill program was designed to test anomalous tin, silver, copper, indium, lead and zinc geochemistry and mineralization associated with northerly-trending topographic linears. Three section lines were used to establish the general locations of the RC drill holes; however, the actual collar locations were determined by equipment accessibility (Figure 121). Cross sections for these holes are presented in Figures 122 to 130. All holes were drilled with an azimuth of 090° and a dip of -45° except hole RCH-12-10, which was drilled at 270°/-45°. Hole RCH-12-10 scissored hole RCH-12-05 to fully test across a wide topographic linear.

Table 32 lists significant assay intervals from the 2012 program.

Table 32 – Rebel Zone Reverse Circulation Drill Assay Highlights

Hole	From (m)	To (m)	Interval (m)	Ag (g/t)	Pb (%)	Zn (%)	Cu (ppm)	In (ppm)	Sn (ppm)
RCH-12-01	0.00	13.72	13.72	6.64	0.06	0.78	666.11	3.92	265.22
and	13.72	21.34	7.62	1.73	0.01	0.93	137.28	0.28	80.60
RCH-12-02	4.57	15.24	10.67	5.75	0.03	0.88	353.71	22.94	264.29
and	27.43	36.57	9.14	9.99	0.05	0.68	884.43	24.92	166.61
RCH-12-03	3.05	4.57	1.52	5.26	0.01	0.58	349.00	1.20	315.00
RCH-12-04	16.76	18.29	1.52	4.52	0.04	0.23	454.00	1.45	286.00
RCH-12-05	0.00	25.91	25.91	7.20	0.18	1.11	431.50	7.90	193.76
and	33.53	36.57	3.04	3.46	0.03	0.80	507.00	0.17	69.50
and	59.44	60.96	1.52	20.60	0.22	1.74	2480.00	1.55	119.00
RCH-12-06	0.00	48.76	48.76	9.11	0.19	0.40	565.85	2.10	198.39
RCH-12-07	4.57	9.14	4.57	7.90	0.04	1.15	995.67	1.83	213.00
and	13.72	18.29	4.57	11.15	0.11	0.77	528.67	9.64	252.33
and	21.34	47.24	25.90	11.49	0.14	1.17	1028.18	32.65	275.24
RCH-12-08	7.62	12.19	4.57	8.78	0.05	1.90	827.00	36.70	213.33
and	18.29	28.96	10.67	7.44	0.06	0.96	594.29	13.77	280.43
and	50.29	59.43	9.14	3.39	0.02	1.52	402.78	7.38	271.07
RCH-12-09	9.14	15.24	6.10	15.67	0.06	0.14	1089.50	4.04	253.75
and	32.00	59.43	27.43	2.53	0.01	0.49	424.67	5.83	180.77
RCH-12-10	1.52	4.57	3.05	9.78	0.04	3.63	1332.00	8.13	131.50
and	27.43	30.48	3.05	7.81	0.04	0.61	664.00	0.67	74.00
RCH-12-11	18.29	42.67	24.38	9.13	0.13	1.30	719.47	10.71	179.63
and	53.34	60.96	7.62	15.59	0.08	1.97	1776.46	14.84	250.87
RCH-12-12	3.05	7.62	4.57	4.83	0.08	0.26	264.33	7.55	176.33
and	51.82	54.86	3.04	3.01	0.03	0.35	168.00	10.05	219.50
RCH-12-13	51.82	56.38	4.56	9.88	0.69	0.22	175.00	0.09	44.33
RCH-12-14	10.67	12.19	1.52	3.67	0.32	0.28	307.00	0.10	80.00
and	21.34	27.43	6.10	5.79	0.49	0.36	211.65	0.13	483.50
and	51.82	60.96	9.14	3.32	0.26	0.32	145.18	0.08	146.35
RCH-12-15	9.14	30.48	21.34	11.86	0.09	1.45	1077.71	0.31	265.29
and	48.77	50.29	1.52	3.24	0.04	1.22	432.00	0.13	199.00

RCH-12-16	0.00	9.14	9.14	4.28	0.02	1.11	906.67	9.78	234.00
and	12.19	15.24	3.05	6.53	0.07	0.91	570.00	6.10	122.50
and	18.29	38.10	19.81	5.43	0.05	0.84	517.01	11.21	215.41
and	44.20	47.24	3.04	1.64	0.02	0.57	240.00	2.04	152.00
and	51.82	60.96	9.12	13.91	0.12	3.49	956.50	44.20	182.83
RCH-12-17	41.15	60.96	19.81	7.33	0.13	1.00	653.87	8.37	267.27
RCH-12-18	25.91	27.43	1.52	34.50	2.12	1.37	695.00	4.41	178.00
and	56.39	57.91	1.52	7.35	0.11	1.46	668.00	3.40	182.00
RCH-12-19	3.05	7.62	4.57	3.04	0.01	0.81	389.17	2.35	273.33
and	19.81	21.34	1.52	9.01	0.10	2.56	267.00	15.60	284.00

MINERAL PROCESSING AND METALLURGICAL TESTING

KEG DEPOSIT

Metallurgical testwork on material from the Keg Deposit was completed at SGS Canada Inc. – Lakefield Research located in Lakefield, Ontario in 2012. Melis Engineering Ltd. (Melis) of Saskatchewan directed and summarized the metallurgical testwork on behalf of Silver Range. Melis' full report is provided in Appendix VIII.

The testwork was completed on six variability composites of drill core, representing distinct zones of the known mineralization, and one overall composite prepared as a blend of the six variability composites. The work encompassed preparation and analyses of test composites, comminution testing, open cycle and lock cycle flotation tests, gravity recovery tests, concentrate analyses and tailings physical and chemical characterization.

Composite Analyses

Key analyses of the test composites are summarized in Table 33.

Table 33 – Test Composites – Assay Head Grades for Key Elements

Composite	Ag (g/t)	Cu (%)	Pb (%)	Zn (%)	In (g/t)	Sn (g/t)
Overall	41.6	0.27	0.31	1.36	11.4	400
A	89.1	0.18	0.62	0.69	1.7	770
B	56.2	0.60	0.30	2.30	15.6	760
C	44.1	0.31	0.34	1.67	13.1	230
D	32.3	0.10	0.27	0.89	8.8	100
E	21.1	0.14	0.15	1.28	19.5	210
F	32.7	0.19	0.28	1.14	9.1	360

The sulphides in the mineralization consist mainly of sphalerite, pyrite, chalcopyrite, pyrrhotite, galena and arsenopyrite. Traces of silver minerals (native silver and silver sulphides) were found, but more detailed examination specific to silver would be required to properly define the mode

of occurrence of silver. The main tin minerals, which are typically fine grained, include stannite and lesser cassiterite.

A gravity recovery test on the overall composite indicated that approximately 15% of the silver and only about 3% of the tin could be recoverable by gravity.

Preliminary grinding tests suggest that the Keg Deposit mineralization is of medium hardness.

Flotation Testwork

A total of 16 open cycle batch flotation tests were completed on the overall composite to identify the flotation characteristics of Keg Deposit mineralization and to quantify optimum flotation parameters for the recovery of copper, lead and zinc to concentrates. Six open cycle batch flotation tests were also completed on the six variability composites, one per composite to assess variability ahead of lock cycle testing.

The flotation conditions and reagent scheme identified for the mineralization were generally as follows:

- Target primary grind P_{80} of 100 µm in the presence of lime to maintain pH 8 to 8.5.
- Copper/lead rougher flotation at pH 9 to 9.5 controlled with lime using Aerophine 3418A as collector and MIBC as frother.
- Regrind of the copper/lead rougher concentrate to a target P_{80} of 20 to 25 µm in the presence of zinc sulphate and sodium cyanide used as zinc depressant, additional lime to maintain an elevated pH and additional 3418A collector.
- Three stages of copper/lead cleaners at pH 10 controlled with lime with further 3418A collector addition and MIBC frother.
- Copper/lead separation on the third copper/lead cleaner concentrate at pH 11 in the presence of sodium cyanide with additional 3418A collector and MIBC frother, followed by one cleaning stage at pH 11 with further addition of sodium cyanide, 3418A collector and MIBC frother to produce an upgraded lead concentrate. The rougher tails from the copper/lead separation float constitute the copper concentrate.
- The copper/lead rougher tails and the copper/lead first cleaner tails, feed to the zinc rougher float, are conditioned at pH 11.8 adjusted with lime in the presence of copper sulphate activator.
- Zinc rougher flotation using Aero 5100 as collector with further lime addition to maintain pH 11.8 and further MIBC frother addition.
- Regrind of the zinc rougher concentrate to a target P_{80} of 15 to 20 µm in the presence of additional copper sulphate activator and additional lime to maintain pH 12.
- The reground zinc rougher concentrate was submitted to four zinc cleaning stages with further additions of lime to maintain pH 12, and further Aero 5100 collector addition. The use of sodium metabisulphite (NaMBS) in the zinc cleaners improved the zinc grade to the final zinc cleaner concentrate.

Results of Lock Cycle Tests

A total of eight lock cycle tests were completed to quantify recoveries and concentrate grades for Keg Main Zone mineralization under conditions approaching steady state. Results are summarized in Table 34.

Table 34 – Summary of Lock Cycle Test Results

Composite	A	B	C	D	E	F	Avg.	Overall	Overall
Test No.	**LCT2**	**LCT3**	**LCT4**	**LCT5**	**LCT6**	**LCT7**	**-**	**LCT1**	**LCT8**
Zinc Concentrate									
% Zn	**39.8**	**49.6**	**46.1**	**28.4**	**48.3**	**45.9**	**43.0**	**47.5**	**49.8**
% Pb	1.65	0.28	0.33	0.45	0.29	0.79	0.63	0.53	0.45
% Cu	1.08	1.11	0.75	0.56	0.71	1.17	0.90	0.91	0.79
g Ag/t	314	95	81	105	92	129	136	117	105
g In/t	90	291	325	249	658	305	320	358	384
% Sn	0.24	0.011	0.002	0.002	0.002	0.002	0.043	<0.002	0.063
% Zinc Recovery	**81.5**	**92.4**	**92.0**	**85.7**	**92.3**	**87.5**	**88.6**	**85.2**	**87.7**
% Silver Recovery	5.9	7.7	6.8	8.6	11.6	8.6	8.2	6.6	5.9
% Indium Recovery	68.8	82.1	63.3	73.6	87.7	70.4	74.3	72.2	77.5
Lead Concentrate									
% Pb	**67.3**	**59.7**	**68.2**	**65.8**	**64.4**	**65.1**	**65.1**	**65.5**	**59.4**
% Cu	3.87	5.85	3.89	3.73	3.86	3.95	4.19	4.90	7.02
% Zn	1.45	1.19	1.00	0.89	1.00	1.43	1.16	1.12	1.21
g Ag/t	7,761	4,521	5,507	6,647	4,895	5,567	5,816	5,924	5,559
g In/t	<50	<50	21	<50	<50	<50	<50	<50	<50
% Sn	1.28	0.51	0.18	0.25	0.15	0.28	0.44	0.44	0.49
% Lead Recovery	**82.9**	**82.9**	**84.9**	**82.4**	**77.5**	**83.9**	**82.4**	**84.8**	**86.0**
% Silver recovery	75.9	38.4	55.3	65.7	43.1	65.0	57.2	60.5	62.9
% Indium Recovery	n/a	n/a	0.5	n/a	n/a	n/a	n/a	n/a	n/a
Copper Concentrate									
% Cu	**23.5**	**29.8**	**29.0**	**25.2**	**28.2**	**27.6**	**27.2**	**28.8**	**28.1**
% Pb	5.93	0.89	2.62	6.79	3.96	4.37	4.09	2.65	2.43
% Zn	8.53	1.19	3.61	3.32	3.25	4.57	4.08	3.85	5.04
g Ag/t	1,454	1,351	1,326	2,062	1,468	1,089	1,458	1,442	1,328
g In/t	61	129	132	169	274	137	150	150	152
% Sn	5.73	1.84	0.76	1.09	0.78	1.72	1.99	2.04	1.88
% Copper Recovery	**62.3**	**80.2**	**75.3**	**59.0**	**72.2**	**67.6**	**69.4**	**71.4**	**69.2**
% Silver Recovery	8.8	42.3	26.2	14.6	28.9	15.6	22.7	22.0	20.5
% Indium Recovery	14.4	14.0	6.1	3.8	5.6	7.5	8.6	7.9	8.0

A comparison of head grade versus recovery for the lock cycle tests is presented in Table 35.

Table 35 – Lock Cycle Tests - Comparison of Head Grades and Recoveries

Composite	Assay Head Grade					% Recovery				
	Zn (%)	Pb (%)	Cu (%)	Ag (g/t)	In (g/t)	Zn	Pb	Cu	Ag[(1)]	In[(2)]
A	0.69	0.62	0.18	89.1	1.7	81.5	82.9	62.3	84.7	83.2
B	2.30	0.30	0.60	56.2	15.6	92.4	82.9	80.2	80.7	96.1
C	1.67	0.34	0.31	44.1	13.1	92.0	84.9	75.3	81.5	69.4
D	0.89	0.27	0.10	32.3	8.8	85.7	82.4	59.0	80.3	77.4
E	1.28	0.15	0.14	21.1	19.5	92.3	77.5	72.2	72.0	93.3
F	1.14	0.28	0.19	32.7	9.1	87.5	83.9	67.6	80.6	77.9
Average	1.33	0.33	0.25	45.9	11.3	88.6	82.4	69.4	80.0	82.9
Overall	1.36	0.31	0.27	41.6	11.4	85.2	84.8	71.4	82.5	80.1
Overall NaMBS	1.36	0.31	0.27	41.6	11.4	87.7	86.0	69.2	83.4	85.5

Notes: 1. Combined silver recovery to lead and copper concentrate
2. Combined indium recovery to zinc and copper concentrate

The results of the lock cycle tests on all test composites show that Keg Deposit mineralization responds very well to typical copper/lead/zinc flotation circuits with excellent recoveries of payable metals and acceptable copper, lead and zinc concentrate grades in copper, lead and zinc concentrates. General comments and observations on the lock cycle results include the following:

- There was generally good agreement between the results of the Overall Composite and the average results of the six variability composites, both with respect to grades and recoveries.
- Zinc concentrate grades of greater than 45% zinc were achievable on composites with head grades greater than 1.0 % zinc. The use of sodium metabisulphite (NaMBS) in the zinc cleaner circuit leads to a higher zinc grade in the zinc concentrate (approaching 50% zinc) without impacting on zinc recovery.
- The lead grade in the lead concentrate, which averaged 65% lead, was independent of the head grade of the composites. Excellent lead concentrate grades were achieved even down to a low head grade of 0.15% lead. The lower lead concentrate grade in the lead concentrate from the last lock cycle test (59.4% lead versus 65.5% lead in the first lock cycle test) was due to an increase in cleaner flotation time in the copper/lead cleaner float, which pulled more weight to the third copper/lead cleaner concentrate and impacted on copper/lead separation.
- Excellent copper grades were obtained in the copper concentrate, averaging 27.2% copper, even for the composites with relatively low copper head grade.
- Zinc recoveries to zinc concentrate averaged 88.6% and were generally over 90% for composites with zinc head grades greater than 1.0% zinc.
- Lead recoveries to lead concentrate averaged 82.4% and were all greater than 80% except for the one composite with a low lead head grade which had a 77.5% lead recovery for a 0.15% lead head grade, still quite acceptable for a low head grade.
- Copper recoveries averaged 69.4% and generally followed copper head grade, ranging from 80.2% recovery for a 0.60% copper head grade to 59.0% for a 0.10% copper head grade.

- Excellent silver recoveries were achieved, averaging 57.2% recovery to lead concentrate assaying an average of 5,816 g/t silver, and 22.7% recovery to copper concentrate assaying an average of 1,458 g/t silver. A minor amount, an average of 8.2%, reported to the zinc concentrate which assayed an average of 136 g/t silver. Silver head grade did not have much impact on overall silver recovery.
- The majority of the recoverable indium reported to the zinc concentrate, averaging 74.3% recovery and assaying an average of 320 g/t indium. A lesser amount, 8.6%, was recovered to the copper concentrate assaying an average of 150 g/t indium. No indium reported to the lead concentrate. Indium head grade did not seem to have an impact on overall indium recovery.
- The average tin grades were 1.99% tin in the copper concentrate, 0.44% tin in the lead concentrate and 0.04% in the zinc concentrate. The majority of the tin, an average of 60%, was not recovered and reported to the final float tails which had an average tails tin assay of 0.025% tin.

Tailings Characterization

Tailings solids analyses and the tailings supernatant aging test results to Day 56 are summarized in Tables 36 and 37. These data can be used in preliminary environmental studies for the project.

Table 36 – Lock Cycle Test No. 1 - Flotation Tailings Solids Analysis

Analyte	Unit	Value	
		LCT1 Zn Rougher Tails	LCT1 Zn 1st Cleaner Scav Tails
Elemental Analysis			
Si	%	28.1	11.2
Hg	%	<0.00001	<0.00001
Al	%	3.8	1.9
As	%	0.071	1.70
B	%	0.0049	0.0025
Ba	%	0.13	0.048
Be	%	0.0001	0.00005
Bi	%	0.0027	0.014
Ca	%	7.9	5.1
Cd	%	0.0005	0.03
Co	%	0.0005	0.0069
Cr	%	0.01	0.049
Cu	%	0.017	0.21
In	%	0.00006	0.0021
Fe	%	3.1	30
K	%	1.9	0.9
Li	%	0.0035	0.0024
Mg	%	2.1	1.2
Mn	%	0.19	0.13
Mo	%	0.0006	0.0012
Na	%	0.12	0.028

Ni	%	0.0025	0.032
P	%	0.08	0.038
Pb	%	0.022	0.081
Sb	%	0.001	0.0026
Se	%	0.0006	0.012
Sn	%	0.023	0.024
Sr	%	0.016	0.009
Th	%	0.0008	0.0003
Ti	%	0.24	0.13
Tl	%	0.00007	0.00004
U	%	0.0003	0.0002
V	%	0.01	0.0047
W	%	0.0004	0.0004
Y	%	0.0019	0.001
Zn	%	0.037	2.0
Acid Base Accounting Measurements			
Neutralizing Potential (NP)	t $CaCO_3$/1000 t	62.9	70.9
Acid Producing Potential (AP)	t $CaCO_3$/1000 t	21.7	370
NP/AP Ratio	-	2.90	0.19
Net Acid Generation (NAG) pH 4.5	kg H_2SO_4/tonne	0	13
Net Acid Generation (NAG) pH 7.0	kg H_2SO_4/tonne	0	56

Table 37 – Lock Cycle Test No. 1 - Combined Flotation Tailings Supernatant Aging Test Assays

Analyte	Unit	Day 0	Day 3	Day 7	Day 14	Day 28	Day 56*
TSS	mg/L	29	5	3	2	6	8
pH	units	10.3	8.04	7.59	6.99	6.77	7.31
Conductivity	µS/cm	915	952	960	948	1150	1200
Alkalinity	mg/L as $CaCO_3$	54	31	28	16	34	24
Acidity	mg/L as $CaCO_3$	80	76	104	56	181	222
TDS	mg/L	751	731	763	723	849	994
F	mg/L	0.54	0.54	0.55	0.86	0.55	0.50
Tot. Reac. P	mg/L	0.20	0.23	0.15	0.20	0.11	0.11
Cl	mg/L	25	0.3	26	28	30	34
NO_2	as N mg/L	< 0.06	< 0.06	< 0.06	< 0.06	0.10	0.14
NO_3	as N mg/L	0.07	0.08	0.09	0.08	0.10	0.11
SO_4	mg/L	260	2.7	260	260	340	380
NH_3+NH_4	as N mg/L	0.5	0.3	0.4	0.2	0.3	0.5
Hg	µg/L	< 0.1	< 0.1	< 0.1	< 0.1	0.03	< 0.1
Ag	mg/L	0.00055	0.00068	0.00025	0.00184	0.00727	0.0117
Al	mg/L	1.24	0.16	0.16	0.09	0.06	0.04
As	mg/L	1.78	1.71	1.60	1.62	1.43	0.975
Ba	mg/L	0.0597	0.0419	0.0403	0.0401	0.0464	0.097
Be	mg/L	< 0.00002	< 0.00002	< 0.00002	< 0.00002	< 0.00002	< 0.0002
B	mg/L	0.148	0.140	0.120	0.125	0.115	0.151
Bi	mg/L	0.00093	0.00017	0.00035	0.00023	0.00079	0.0004
Ca	mg/L	172	161	159	170	209	220
Cd	mg/L	0.00609	0.00115	0.00265	0.0013	0.00315	0.00451

Co	mg/L	0.000384	0.000221	0.000318	0.000248	0.000305	0.00054
Cr	mg/L	0.0032	0.0006	0.0018	< 0.0005	0.0005	< 0.005
Cu	mg/L	0.0557	0.0065	0.0098	0.0124	0.0496	0.057
Fe	mg/L	1.42	0.081	0.190	0.092	0.268	0.138
In	mg/L	0.00029	0.00003	0.00012	0.00002	0.00080	0.0009
K	mg/L	10.8	11.0	10.2	11.4	13.1	13.7
Li	mg/L	0.004	0.006	0.007	0.007	0.009	0.013
Mg	mg/L	0.460	0.136	0.232	0.351	0.837	1.09
Mn	mg/L	0.0499	0.0028	0.0060	0.0028	0.00863	0.0184
Mo	mg/L	0.110	0.106	0.0961	0.105	0.116	0.117
Na	mg/L	28.1	28.8	27.2	29.8	34.2	36.9
Ni	mg/L	0.0031	0.0014	0.0028	0.0016	0.0019	0.002
P	mg/L	0.116	0.081	0.080	0.094	n/a	0.131
Pb	mg/L	0.0204	0.0016	0.0029	0.0015	0.00251	0.0022
Sb	mg/L	0.0093	0.0115	0.0114	0.0157	0.0321	0.037
Se	mg/L	0.137	0.117	0.084	0.091	0.097	0.09
Si	mg/L	9.21	5.79	4.95	4.77	4.56	4.25
Sn	mg/L	0.0505	0.0430	0.0513	0.0482	0.0501	0.0335
Sr	mg/L	0.524	0.518	0.499	0.541	0.636	0.680
Th	mg/L	0.000154	< 0.000004	0.000110	0.000006	n/a	0.00004
Ti	mg/L	0.0557	0.0036	0.0034	0.0024	0.0013	< 0.001
Tl	mg/L	< 0.0002	< 0.0002	< 0.0002	< 0.0002	< 0.0002	< 0.002
U	mg/L	0.000065	0.000044	0.000068	0.000129	0.000352	0.00071
V	mg/L	0.0174	0.0121	0.0101	0.0088	0.00434	0.0037
W	mg/L	0.01057	0.0108	0.0105	0.0111	0.0133	0.0119
Y	mg/L	0.000539	0.000017	0.000017	0.000007	0.000022	0.00002
Zn	mg/L	0.289	0.035	0.090	0.040	0.116	0.113

A static settling test was completed on the zinc flotation tailings from Test LCT1. This test showed that a thickened tailings density of 69% solids (w/w) could be achieved using a feed pulp density of 10% solids (w/w) and a Magnafloc 10 flocculant dosage of 8 g/t. Allowing for a 25% design factor the thickener unit area was measured at 0.10 m^2/t/day implying that the Keg Main Zone flotation tailings settle relatively well.

Tailings Toxicity Tests

Toxicity tests were completed on the day 56 tailings supernatant using Daphnia Magna and rainbow trout. Results are summarized in Table 38 below. The day 56 tailings supernatant passed both the Daphnia magna test and the rainbow trout test.

Table 38 – Toxicity Tests on Lock Cycle test No. 1 Combined Flotation Tailings Day 56 Supernatant

Time (h)	Specification	% Concentration				
		100	**50**	**25**	**12.5**	6.25
Daphnia Magna (number added -10) 50% Mortality after 48 hours - Pass						
0	Mortality	0	0	0	0	0
	Immobility	0	0	0	0	0
24	Mortality	0	0	0	0	0
	Immobility	0	0	0	0	0
48	Mortality	5	0	0	0	0
	Immobility	0	0	0	0	0
Rainbow Trout (number added – 10) 96 hourLC50 – 100% - Pass						
0	Mortality	0	0	0	0	0
	Immobility	0	0	0	0	0
24	Mortality	0	0	0	0	0
	Immobility	0	0	0	0	0
48	Mortality	0	0	0	0	0
	Immobility	0	0	0	0	0
72	Mortality	0	0	0	0	0
	Immobility	0	0	0	0	0
96	Mortality	0	0	0	0	0
	Immobility	0	0	0	0	0

REBEL ZONE

Two composites, created from coarse rejects of reverse circulation drill samples, were selected from the Rebel Zone to investigate metal recovery through gravity concentration and a sulphuric acid leach. The sample composites represent different degrees of alteration and were chosen based upon limonite content. Composite A was prepared from samples containing high amounts of limonite, while Composite B contains little limonite. This testwork was completed at SGS Canada Inc. located in Burnaby, British Columbia. The following table lists the head grades for each of the composites. Detailed results from SGS are provided in Appendix IX.

Table 39 – Composite Head Grades

Composite	Ag (g/t)	Pb (%)	Zn (%)	Cu (%)	In (ppm)	Sn (ppm)
A	22.0	0.35	1.05	0.13	24.3	250
B	15.5	026	1.55	0.09	15.7	220

Initial recoveries for tin and silver by gravity methods were 10.2% and 25.8%, respectively, for Composite A and 3.2% and 36.8%, for Composite B. The following table summarizes the recoveries by sulphuric acid leach.

Table 40 – Sulphuric Acid Leach Recoveries

Composite	pH	Ag (%)	Pb (%)	Zn (%)	Cu (%)	In (%)
A	1	0	1	88	51	0
	2.5	0	1	78	23	0
B	1	0	1	57	25	0
	2.5	0	0	57	19	0

Results from this testwork are preliminary in nature and demonstrate that additional techniques would need to be investigated to achieve optimum recoveries.

HAMMER ZONE

Cyanide leach tests for silver were performed on 15 oxidized samples from Hammer Zone drill core coarse rejects with silver values ranging from 253 g/t to 1590 g/t. These tests were performed by ALS Minerals in North Vancouver using method Ag-AA13. Certificates of analysis pertaining to these tests can be found in Appendix IV. Initial test used a one hour leach period. This was increased to two hours in an attempt to boost recoveries. The following table lists the results of these tests.

Table 41 – Results from ALS Minerals Cyanide Leach Tests

	Assay Grade	Ag-AA13 (1 hour)		Ag-AA13 (2 hours)	
Sample	Ag (g/t)	Ag (g/t)	Recovery (%)	Ag (g/t)	Recovery (%)
L845507	1010	545.6	54	551.9	55
L845508	414	188.85	46	191.4	46
L845575	328	100.3	31	NSS	NSS
L845620	980	280.1	29	372	38
L845631	1290	199.95	16	288.1	22
L845660	578	240.7	42	281.6	49
L845754	537	166.55	31	200.1	37
L845776	507	252.8	50	278	55
L845968	1590	236.1	15	263.3	17
L845969	426	142.15	33	184.9	43
L845904	559	216.1	39	213	38
L845862	618	112.7	18	112.65	18
L845895	298	9.74	3	9.96	3
L840941	289	59.5	21	60.4	21
L840966	253	152.45	60	151.3	60

Further cyanide leach tests involving other splits of the same 15 samples were completed by Kappes, Cassiday & Associates (KCA) of Reno, Nevada in March 2013. Table 42 summarizes the results of this testwork, while a full report describing the procedures and results is contained in Appendix X.

Table 42 – Results from KCA Cyanide Leach Tests

Sample	Head Grade Ag (g/t)	Recovery (%)	Leach Time (hours)	Consumption\ NaCN (kg/MT)	Addition $Ca(OH)_2$ (kg/MT)
L845507	1040.6	93	120	5.16	2.00
L845508	536.3	56	96	3.34	1.60
L845575	276.0	48	120	1.94	1.20
L845620	759.5	93	120	5.91	0.80
L845631	584.5	84	120	5.22	0.80
L845660	583.1	81	96	5.68	0.80
L845754	515.2	81	120	7.77	0.80
L845776	516.9	57	120	2.61	1.60
L845968	1750.2	27	120	3.52	1.20
L845969	381.6	79	120	3.47	0.80
L845904	592.7	62	120	4.09	0.80
L845862	586.9	29	120	4.39	2.00
L845895	19.2	50	96	1.12	0.40
L840941	382.3	64	96	3.27	0.40
L840966	268.4	90	120	3.35	0.80

The results from the KCA testing showed an increase in recovery with respect to the cyanide leach tests performed by ALS Minerals. The recoveries increased by an average of 290%, and by 104% to 1667% increase for individual samples.

MINERAL RESOURCE ESTIMATE

In fall 2012, an initial mineral resource estimate was completed by Giroux Consultants Ltd. of Vancouver, BC on Keg Deposit. A technical report for this report was filed on December 19, 2012 (Giroux and Melis, 2012). A geological solid defining the extent of known mineralization was used to calculate the resource. Mineralization occurs almost everywhere within this solid; however, much of it is pyrrhotite and not economical. The thickest, highest grade mineralization appears to be localized in a fold hinge where axial planar fractures cut this package (north edge of the deposit, near surface). Of particular interest is a higher grade silver and lead zone that occurs at or near surface on the northern edge of the drill area and is almost entirely fracture controlled. This silver and lead rich zone outcrops in places.

Drill holes were "passed through" this geologic solid with the entry and exit points recorded. Using this information the assays were "back tagged" with a code of MIN if inside the solid and WASTE if outside. Fifty-three holes totalling 18,377 m intersected the mineralized solid.

Statistics for the raw assay data are listed below in Table 43 for the mineralized solid and for the surrounding waste.

Table 43 – Assays within the Mineralized Solid and Waste

	Ag (g/t)	Pb (%)	Zn (%)	Cu (%)	Sn (ppm)	In (ppm)	Cd (ppm)
Within Mineralized Solid (Using 4385 Samples)							
Mean grade	15.66	0.15	0.55	0.09	159.2	4.82	96.49
Standard deviation	46.21	0.52	1.32	0.22	362.7	12.62	189.09
Minimum value	0.01	0.001	0.001	0.001	0.1	0.003	0.01
Maximum value	1230.0	9.3	17.5	4.8	10400	320	1000
Coefficient of variation	2.95	3.58	2.42	2.37	2.28	2.62	1.96
Waste (Using 3684 Samples)							
Mean grade	2.54	0.02	0.06	0.01	52.5	0.26	10.42
Standard deviation	8.95	0.12	0.22	0.03	95.7	1.00	35.63
Minimum value	0.01	0.001	0.001	0.001	0.1	0.003	0.01
Maximum value	158.0	2.9	5.7	1.0	2600	28	801
Coefficient of variation	3.52	4.94	3.44	2.23	1.82	3.92	3.42

To determine if capping was required and if so at what level, the grade distributions for each variable in each domain were examined using lognormal cumulative frequency plots. Silver from Keg Deposit can be divided into six overlapping lognormal populations, as tabulated in Table 44.

Table 44 – Silver Populations within the Mineralized Solid

Population	Mean Ag (g/t)	Percentage of Total Data	Number of Assays
1	1134.0	0.05%	2
2	273.9	1.10%	48
3	51.3	13.63%	598
4	6.9	36.55%	1603
5	0.6	48.49%	2126
6	0.02	0.18%	8

Population 1 representing 0.05% of the total samples was considered erratic outlier material and a value of two standard deviations above the mean of Population 2 was used to cap three assays at 576 g/t silver. A similar procedure was used for the other six elements within the mineralized zone and all seven variables within waste. The cap levels are summarized in Table 45.

Table 45 – Capping Levels for all Variables within the Mineralized Solid and Waste

Domain	Variable	Cap Level	Number Capped
Mineralized Solid	Ag	576 g/t	3
	Pb	10.3%	0
	Zn	18.0%	0
	Cu	2.6%	3
	Sn	5280 ppm	4
	In	122 ppm	3
	Cd	1100 ppm	0
Waste	Ag	64 g/t	16
	Pb	1.3%	7
	Zn	2.4%	7
	Cu	0.3%	7
	Sn	1050 ppm	3
	In	10 ppm	5
	Cd	310 ppm	8

The results of capping are shown in Table 46.

Table 46 – Capped Assays within the Mineralized Solid and Waste

	Ag (g/t)	Pb (%)	Zn (%)	Cu (%)	Sn ppm	In ppm	Cd Ppm
Within Mineralized Solid (Using 4385 Samples)							
Mean Grade	15.40	0.15	0.55	0.09	157.1	4.75	96.49
Standard Deviation	41.42	0.52	1.32	0.20	320.8	11.52	189.09
Minimum Value	0.01	0.001	0.001	0.001	0.1	0.003	0.01
Maximum Value	576.0	9.3	17.5	2.6	5280.0	122	1000
Coefficient of Variation	2.69	3.58	2.42	2.22	2.04	2.42	1.96
Waste (Using 3684 Samples)							
Mean Grade	2.32	0.02	0.06	0.01	51.8	0.24	9.80
Standard Deviation	6.14	0.09	0.17	0.02	83.0	0.78	26.17
Minimum Value	0.01	0.001	0.001	0.001	0.1	0.003	0.01
Maximum Value	64.0	1.3	2.4	0.3	1050	10	310
Coefficient of Variation	2.65	3.84	2.72	1.76	1.60	3.22	2.67

Composites

Uniform down hole composites, 5 m in length, were produced to honour the mineralized solid. Intervals at the solid boundaries, less than 2.5 m in length, were combined with adjoining samples to produce a uniform support of 5 ± 2.5 m. Composites were also produced for areas outside the mineralized solid in areas considered waste. Unsampled intervals at the tops and

bottoms of holes were set to low values and used to produce the waste composites. Table 47 shows the statistics for both sets of 5 m composites.

Table 47 – Five Metre Composites within the Mineralized Solid and Waste

	Ag (g/t)	Pb (%)	Zn (%)	Cu (%)	Sn ppm	In ppm	Cd Ppm
Within Mineralized Solid (Using 2202 Samples)							
Mean Grade	10.42	0.10	0.36	0.07	124.3	3.15	65.72
Standard Deviation	21.92	0.25	0.66	0.11	204.8	6.21	110.24
Minimum Value	0.01	0.001	0.001	0.001	0.1	0.003	0.01
Maximum Value	273.9	3.3	10.2	1.5	2471.7	57.9	812.2
Coefficient of Variation	2.10	2.59	1.83	1.66	1.65	1.97	1.68
Waste (Using 2394 Samples)							
Mean Grade	1.81	0.02	0.05	0.01	44.2	0.19	7.74
Standard Deviation	3.73	0.04	0.10	0.02	64.9	0.49	15.72
Minimum Value	0.01	0.001	0.001	0.001	0.1	0.003	0.01
Maximum Value	54.0	0.5	1.3	0.2	903.4	6.9	193.3
Coefficient of Variation	2.06	2.54	1.99	1.45	1.47	2.59	2.03

As all variables showed a strongly positive skewed grade distribution, a Pearson correlation matrix was generated for variables within the mineralized zone from log transformed values. The correlation matrix is provided in Table 48.

Table 48 – Pearson Correlation Coefficients

	Ag	Pb	Zn	Cu	Sn	In	Cd
Ag (g/t)	1.0000						
Pb (%)	0.9098	1.0000					
Zn (%)	0.8359	0.7118	1.0000				
Cu (%)	0.6397	0.3743	0.6883	1.0000			
Sn (ppm)	0.8529	0.7525	0.7604	0.5706	1.0000		
In (ppm)	0.7408	0.5662	0.9461	0.7013	0.6733	1.0000	
Cd (ppm)	0.8330	0.6883	0.9891	0.6879	0.7787	0.9468	1.0000

In general, there is reasonable correlation between all variables but there is an excellent correlation (greater than .90) between silver-lead, zinc-indium, zinc-cadmium and indium-cadmium and good correlation (greater than .70) between silver-zinc, silver-tin, silver-indium, silver-cadmium, lead-zinc, lead-tin, zinc-tin, copper-indium and tin-cadmium.

Variography

Pairwise relative semivariograms were used to model each variable within the mineralized solid. The down hole direction was modeled first to establish the nugget effect and sill levels. A geometric anisotropy was identified in all cases with the two longest directions of continuity along strike at azimuth 75° and plunging -15° to the east and down dip at azimuth 345° dipping -

50°. The third direction along azimuth 165° dipping -40° had no sample pairs closer than 50 m so a short range was assumed. The high correlation between variables is reflected in the variography, with all models similar in shape and overall distances. The nugget to sill ratio, a reflection of the sample variability, was quite reasonable ranging from a low of 20% for indium to a high of 37.5% for lead.

For waste material a single isotropic nested model was fit to all variables with the longest range a constant 180 m. The models are summarized below in Table 49.

Table 49 – Semivariogram Parameters

Domain	Variable	C_0	C_1	C_2	Az/Dip	Ranges (m)	Az/Dip	Ranges (m)	Az/Dip	Ranges (m)
Mineralized Solid	Ag	0.24	0.28	0.18	75/-15	35 – 120	345/-50	25 - 100	165/-40	15 - 40
	Pb	0.30	0.34	0.16	75/-15	30 – 120	345/-50	25 - 100	165/-40	15 - 40
	Zn	0.30	0.31	0.20	75/-15	45 – 130	345/-50	25 – 100	165/-40	15 - 40
	Cu	0.15	0.20	0.08	75/-15	25 – 120	345/-50	25 – 100	165/-40	15 - 40
	Sn	0.10	0.30	0.10	75/-15	40 – 120	345/-50	25 – 100	165/-40	15 - 40
	In	0.30	0.35	0.24	75/-15	40 – 120	345/-50	25 – 100	165/-40	15 - 40
	Cd	0.32	0.33	0.24	75/-15	50 – 100	345/-50	25 – 100	165/-40	15 - 40
Waste	Ag	0.25	0.30	0.31	Omni Directional			25 – 180		
	Pb	0.30	0.30	0.30	Omni Directional			25 – 180		
	Zn	0.28	0.30	0.36	Omni Directional			25 – 180		
	Cu	0.14	0.20	0.29	Omni Directional			32 – 180		
	Sn	0.14	0.30	0.26	Omni Directional			26 – 180		
	In	0.30	0.30	0.47	Omni Directional			30 – 180		
	Cd	0.30	0.38	0.32	Omni Directional			25 – 180		

Block Model

A block model with blocks 20 x 20 x 5 m in dimension was built to cover the mineralized solid. Within each block the percentage below surface topography and the percentage within the mineralized solid were recorded. The block model origin is described below.

Lower left corner of model
585800 East Column Size = 20 m 71 Columns
6939540 North Row Size = 20 m 45 Rows

Top of Model
1345 Elevation Level Size = 5 m 119 Levels
No Rotation

Bulk Density

The bulk density for rock at Keg Deposit was established from 907 specific gravity determinations made from pieces of drill core using the weight in air - weight in water

procedure. The results are shown in Appendix * and the results are summarized as a function of rock type in Table 50.

Table 50 – Specific Gravity Determinations Sorted by Rock Type

Rock Type	Number	Minimum	Maximum	Average
ARG	46	2.38	2.87	2.66
CGL	5	2.62	3.64	2.86
CHT	29	2.48	3.51	2.81
CSL	3	2.63	2.92	2.75
FLR	14	2.31	2.74	2.59
ICL	425	1.84	3.59	2.76
LST	50	2.22	3.07	2.71
MET	7	2.49	2.73	2.60
OVB	1			2.68
SLA	2			2.65
SLM	1			2.59
SLT	252	2.29	3.30	2.71
SSS	72	2.33	3.23	2.73
Total	**907**	**1.84**	**3.64**	**2.73**

There is a wide range of specific gravities in most of the rock types and the specific gravity of any given sample is more a function of sulphide content than host rock type. As a result, a specific gravity value was interpolated into each block in the model using the inversed distance squared procedure.

Grade Interpolation

Grades for silver, lead, zinc, copper, tin, indium and cadmium were interpolated into blocks within the mineralized solid using Ordinary Kriging. The kriging exercise was completed in a series of four passes with the search ellipse for each pass determined by the range of the semivariogram in each of the three principal directions. In the first pass the search ellipse dimensions were set to one quarter of the semivariogram range and a minimum of four composites were required to estimate a block. For blocks not estimated in Pass 1 a second pass was completed expanding the search ellipse to half the semivariogram range. Again a minimum of four composites were required to estimate the block. A third pass using the full range and a fourth pass using twice the range completed the kriging exercise. In all cases the maximum number of composites used was set to 12 with a maximum of three composites allowed from any given drill hole. This insured that each block was estimated using a minimum of two drill holes.

For all estimated blocks with some percentage outside the mineralized solid, in waste, a similar exercise was completed using only composites outside the mineralized solid. In this manner the edge dilution was determined for estimated blocks from actual assays.

The search parameters and number of blocks estimated in each pass are shown in Table 50 for silver.

Table 51 – Kriging Search Parameters for Silver

Domain	Pass	Number Estimated	Az/Dip	Dist. (m)	Az/Dip	Dist. (m)	Az/Dip	Dist. (m)
Ag in Mineralized Solid	1	119	75°/-15°	30.0	345°/-50°	25.0	165°/-40°	10.0
	2	1,577	75°/-15°	60.0	345°/-50°	50.0	165°/-40°	20.0
	3	26,736	75°/-15°	120.0	345°/-50°	100.0	165°/-40°	40.0
	4	23,344	75°/-15°	240.0	345°/-50°	200.0	165°/-40°	80.0
Ag in Waste	1	574	Omni Directional			45.0		
	2	4,746	Omni Directional			90.0		
	3	3,196	Omni Directional			180.0		
	4	125	Omni Directional			360.0		

Surface mapping and drill hole interpretation was used to establish the limits of the mineralized solid and hence geologic continuity. Grade continuity can be quantified by semivariogram analysis. By orienting the search ellipse in the directions of maximum continuity, as established by variography, the grade continuity can be utilized to classify the resource.

In more developed properties, blocks estimated in Pass 1 using one quarter of the semivariogram range might be considered measured, while those estimated in Pass 2 using half the range might be indicated. In the case of Keg Deposit, the drill hole spacing is still too coarse to classify any of this mineral resource as measured or indicated. Table 51 shows that only three percent of the blocks were estimated in Passes 1 and 2. As a result, all blocks are considered inferred at this time.

Table 52 shows the mineral resource estimated if one could mine to the limits of the mineralized solid. This mineral resource contains only the mineralized portions of blocks. A silver cut-off grade of 16 g/t is highlighted as a possible open pit cut-off grade, although at this time no economic evaluation has been completed.

Table 52 – Inferred Mineral Resource within Mineralized Solid

Cut-off (Ag g/t)	Tonnes > Cut-off (tonnes)	Grade > Cut-off						
		Ag (g/t)	Pb (%)	Zn (%)	Cu (%)	Sn (ppm)	In (ppm)	Cd (ppm)
10.0	63,970,000	23.63	0.21	0.64	0.12	224.5	5.07	116.09
12.0	54,640,000	25.80	0.22	0.68	0.13	238.5	5.29	123.40
14.0	46,730,000	27.97	0.24	0.72	0.14	252.0	5.50	130.52
16.0	**39,760,000**	**30.25**	**0.26**	**0.77**	**0.15**	**265.7**	**5.77**	**138.06**
18.0	33,900,000	32.55	0.27	0.81	0.16	278.8	6.02	145.24
20.0	29,210,000	34.74	0.29	0.85	0.16	292.5	6.24	151.64
22.0	25,390,000	36.79	0.31	0.89	0.17	303.4	6.44	157.31

24.0	21,990,000	38.94	0.32	0.92	0.18	315.7	6.63	162.66
26.0	18,970,000	41.16	0.34	0.96	0.19	328.8	6.85	168.21
28.0	16,470,000	43.31	0.36	0.99	0.19	341.8	7.10	173.61
30.0	14,340,000	45.44	0.37	1.02	0.20	355.3	7.24	177.73
32.0	12,520,000	47.54	0.39	1.05	0.20	366.9	7.33	180.84
34.0	10,940,000	49.65	0.41	1.07	0.21	379.9	7.41	183.59
36.0	9,570,000	51.75	0.44	1.09	0.21	390.1	7.41	185.39
38.0	8,430,000	53.75	0.46	1.11	0.21	399.8	7.48	187.91
40.0	7,480,000	55.63	0.48	1.12	0.21	409.4	7.47	188.79

Table 53 show the grades and tonnages for the total blocks. This table includes edge dilution along the outside of the mineralized solids and represents the tonnage if whole 20 x 20 x 5 m blocks were mined.

Table 53 – Inferred Mineral Resource within Total Blocks

Cut-off (Ag g/t)	Tonnes > Cut-off (tonnes)	Grade > Cut-off						
		Ag (g/t)	Pb (%)	Zn (%)	Cu (%)	Sn (ppm)	In (ppm)	Cd (ppm)
10.0	63,940,000	23.26	0.21	0.63	0.12	219.7	4.99	114.08
12.0	54,260,000	25.46	0.22	0.67	0.12	233.9	5.22	121.51
14.0	46,030,000	27.70	0.24	0.71	0.13	247.0	5.45	128.88
16.0	**38,980,000**	**30.00**	**0.25**	**0.76**	**0.14**	**260.5**	**5.73**	**136.50**
18.0	33,070,000	32.33	0.27	0.80	0.15	274.1	6.00	143.86
20.0	28,320,000	34.57	0.29	0.84	0.16	287.8	6.22	150.20
22.0	24,530,000	36.67	0.31	0.88	0.17	299.4	6.43	156.07
24.0	21,160,000	38.86	0.32	0.92	0.18	312.5	6.65	161.90
26.0	18,200,000	41.11	0.34	0.96	0.18	325.9	6.88	167.58
28.0	15,760,000	43.30	0.36	0.99	0.19	338.6	7.11	172.67
30.0	13,650,000	45.52	0.38	1.02	0.20	352.4	7.27	177.30
32.0	11,880,000	47.68	0.40	1.05	0.20	364.2	7.35	180.49
34.0	10,380,000	49.81	0.42	1.07	0.20	376.6	7.42	183.14
36.0	9,120,000	51.85	0.44	1.09	0.21	386.9	7.44	185.24
38.0	8,040,000	53.86	0.46	1.11	0.21	396.8	7.54	188.46
40.0	7,160,000	55.68	0.48	1.12	0.21	406.3	7.49	189.03

DEPOSIT TYPES

Keg Main Zone comprises a large-scale, low grade, multi-element mineralized system that is being explored as a bulk tonnage target. It is located 25 km north of the former mines of the Anvil District, which comprised concordant and syngenetic Sedex zinc-lead-silver deposits. Keg Main Zone differs from the deposits of the Anvil District because it is predominantly discordant, epigenetic and lower grade. Keg Main Zone has an atypical metal suite and, although it is

believed to be hydrothermal in origin, the deposit is located some distance from the closest known intrusion.

There are no known deposits that are directly analogous to Keg Main Zone. Table 54 lists the average grades of the mineral resources from some significant, multi-element, bulk tonnage deposits in comparison to Keg Main Zone.

Table 54 – Comparison of Keg Main Zone with Multi-Metal, Bulk-Tonnage Deposits

Deposit/ Prospect	Ag (g/t)	Au (g/t)	Zn (%)	Pb (%)	Cu (%)	Sn (ppm)	In (ppm)	Reserve Resource (Mt)	Notes
Keg (Silver Range)	30.25	-	0.77	0.26	0.15	265	5.77	39.76	Inferred[1]
Promontorio (Kootenay)	35.37	-	0.60	0.51	-	-	-	9.17	Measured
	31.18	-	0.51	0.43	-	-	-	26.85	Indicated
	31.18	-	0.53	0.45	-	-	-	36.02	Measured and Indicated[2]
Minto (Capstone)	4.4	0.53	-	-	1.35	-	-	14.83	Measured
	3.7	0.36	-	-	1.03	-	-	38.56	Indicated
	3.9	0.41	-	-	1.12	-	-	53.39	Measured and Indicated[4]
Mt. Milligan (Thompson Creek)	-	0.44	-	-	0.210	-	-	274.6	Proven
	-	0.32	-	-	0.187	-	-	207.8	Probable
	-	0.39	-	-	0.200	-	-	482.4	Proven and Probable[5]
Malku Khota (South American Silver)	33.4	-	0.02	0.07	0.02	-	6.1	30.99	Measured
	27.3	-	0.05	0.08	0.02	-	5.8	224.00	Indicated
	28.10	-	0.04	0.08	0.02	-	5.8	254.99	Measured and Indicated[6]

[1] Inferred resource using a 16 g/t silver cut-off.
[2] Volk and Olin, 2012
[3] Capstone Mining Corp., 2012
[4] Thompson Creek Metals Company Inc., 2012
[5] Armitage et al, 2011

Keg Main Zone lies in the Northern Cordillera, which hosts numerous low grade, bulk tonnage deposits, including Capstone Mining Corp.'s Minto Mine and Thompson Creek Metals Company Inc.'s Mt. Milligan Deposit. The Minto Mine, located in central Yukon, is a copper-gold-silver open pit mine that commenced production in 2007. Its deposit type is also uncertain, but it has attributes of porphyry copper, magnetite skarn and Iron Oxide Copper Gold (IOCG) deposits. The Mt. Milligan porphyry copper-gold deposit is located in central British Columbia and is under construction as an open pit mine, which is expected to be operating in 2013.

The most similar of the listed deposits in terms of size and grade is Kootenay Silver Inc.'s Promontorio Deposit in northwest Mexico. This deposit comprises a carbonate-rich, diatreme-hosted, polymetallic silver-lead-zinc deposit.
South American Silver Corp.'s Malku Khota deposit in Bolivia appears to be the most analogous to Keg Main Zone in terms of geochemistry and possible genesis. Like Keg Main Zone, early exploration in the Malku Khota area focussed on high grade stratabound sulphide lenses within clastic sedimentary units. These lenses were likely associated with Jurassic and Cretaceous rift development. A later hydrothermal event related to a hypothesized intrusive-hosted gold system brought minor gold with new and redistributed silver, lead, zinc, copper, indium and gallium mineralization into the clastic rocks. The mineralized zone is up to 200 m in true width and is at least four kilometres long.

Keg Main Zone is distinguished from these other bulk tonnage deposits by its uncommonly high tin values.

Hammer Zone comprises narrow, precious metal-rich, sulphide-bearing, quartz veins hosted in granite belonging to the Anvil Batholith, 12 km east of the former Faro Mine. Mineralization is exposed in three deep recessive linear features on the steep hillside. Further uphill, to the south, mineralization is sparse, often only found in frost boils. The Hammer Zone can be characterized as an epithermal vein, some of the most noteworthy examples of which can be found in the Pachuca Real Del Monte district in Mexico.

Lower parts of epithermal veins are typically restricted to a single fault plane that splays out higher in the system to become a broader zone of dispersed fractures (Figure 131). These veins and fractures may not reach the surface, limiting the effectiveness of prospecting. Silver grades within the veins are strongly zoned, the highest occurring near the centre of the system, defining a bonanza zone. In the Purisima-Colon vein system, the bonanza zone is 900 m long by 200 m high, averaging 1.5 kg/t (43.75 opt) silver (Dreier, 2005). Below the bonanza zone, silver values diminish and the vein becomes enriched in base metals. Silver and base metal values quickly become depleted above the bonanza zone. During formation, temperatures were higher near the base of the vein system resulting in enrichment of elements such as tin at the base, giving way to manganese and other low temperature elements towards the top.

A more local analogy for the Hammer Zone is the system of silver-rich veins that comprise the Keno Hill Camp. This camp is the second largest primary silver producer in Canada, with more than 214 million ounces produced since the early 1900s. Table 55 lists several of the similarities between Hammer Zone and Keno Hill Camp (Cathro, 2006)

Table 55 – Comparison of Hammer Zone and Keno Hill Camp

Variable	Hammer Zone	Keno Hill Camp
Wallrocks	Granite	Interlayered quartzite and schist
Primary Ore Minerals	Galena, tetrahedrite	Galena, tetrahedrite
Accessory Metals	Zn, As, Sb, Sn (Au)	Zn, As, Sb, Sn (Au)
Gangue Minerals	Siderite > quartz	Siderite > quartz
Oxidation	Up to 150 m below surface	Up to 100 m below surface
Vein Orientation	Steeply dipping	Steeply dipping

District Size	About 50 km^2	About 80 km^2
Average Grade	752 g/t (22 oz/ton) * up to 4620 g/t (135 oz/ton)	1373 g/t (40 oz/ton) but some exceptional ore shoots exceed 500 oz/ton
Average Ag:Pb Ratio	14 oz Ag/1% Pb*	Usually 3 oz Ag/1% Pb for galena and 6 oz Ag/1% Pb overall
Age	Mid or late(?) Cretaceous	Mid-Cretaceous
Ground Conditions	Homogeneous granite wallrocks could be positive for ground conditions and continuity	Heterogeneous wallrocks often result in poor ground conditions

*based upon 18 mineralized oxide and sulphide vein intersections to date

OTHER STUDIES

Environmental Studies

Environmental monitoring on the Property commenced in 2010 and includes ongoing baseline water quality and wildlife surveys.

The water quality surveys are being performed by J. Gibson Environmental Consulting of Whitehorse. Since August 2010, several sites on the Property have been sampled on a quarterly basis but, as of October 2012, sampling frequency in the vicinity of Keg Main Zone was increased to monthly. The samples are analyzed for routine chemistry, total metals, dissolved metals, total organic carbon, total cyanide and mercury plus field measurements for pH, water temperature and flow volumes. The most recent water quality reports can be found in Appendix XI.

In November 2012, a base station for monitoring climate was set up on the Property, near the Keg Main Zone.

In summer 2011 and winter 2011-2012, wildlife surveys were conducted on the property by Laberge Environmental Services of Whitehorse, Yukon. Additional surveys are planned.

Heritage Studies

In May 2012, Matrix Resources Ltd. began a preliminary heritage resources overview assessment for the Property. Detailed ground follow-up is planned for summer 2013.

Access Route Studies

In November 2012, EBA Engineering Consultants Ltd. was contracted to evaluate potential routes for an all-season access route from the Faro haul road to Keg Main Zone. Results of this evaluation are pending.

INTERPRETATION AND CONCLUSIONS

Keg Main Zone is a bulk-tonnage silver-lead-zinc-copper±tin±indium deposit situated north of the formerly producing zinc-lead-silver mines of the Anvil District. The inferred mineral resource for the Keg Deposit comprises 39,760,000 t grading 30.25 g/t silver, 0.26% lead, 0.77% zinc, 0.15% copper, 265.7 ppm tin, 5.77 ppm indium and 138.06 ppm cadmium. This resource is stated above a 16.0 g/t silver cut-off grade.

The deposit is distinguished from other large base metal showings and deposits elsewhere in Yukon by its uncommonly high silver contents relative to contained base metals and by its enrichments of tin, indium and other relatively rare metals. Metallurgical testwork has demonstrated that flotation processing can effectively recover most of the silver, copper, zinc, lead and indium. Tin recovery is poor.

Keg Deposit is favourably situated in an area where several regional structural elements occur close together. This cluster of large-scale structures likely played an important role in ground preparation for the deposit. The mineralization is hosted in strongly altered and folded siliceous siltstone and chert, which may have been deformed by a buried thrust fault that failed to break through these units. During folding of siliceous siltstone and chert, small-scale fracturing produced permeability in the otherwise relatively impermeable rocks.

In addition to the ground preparation described above other elements probably played roles in the development of mineralization within Keg Deposit. The folded and fractured siliceous siltstone and chert host rocks are interbedded with silty limestone and calcareous siltstone, which are the most reactive rocks in the area. Fluids channeling through the fractured siliceous siltstone and chert likely flowed upwards or laterally into the reactive stratigraphy. A small intrusive plug located approximately two kilometres south of the deposit may have provided a local heat source that powered at the mineralizing hydrothermal cell. Late normal and dip-slip faults crosscut the folded siliceous siltstone and chert and may have acted as deep-seated fluid conduits that localized hydrothermal flow.

A number of other showings elsewhere on the Property, exhibit geochemical signatures that resemble the Keg Main Zone. The Rebel Zone is the most advanced of these other showings and is similarly enriched in silver, lead, zinc, copper, indium and tin. Drilling to date on Rebel Zone has been insufficient to adequately outline and define the mineralization; however, it is believed the potential exists for a significant bulk tonnage deposit.

In addition to the bulk tonnage potential within the Keg Property, numerous high-grade epithermal silver veins have been identified within both the Tay Trend and Mt. Mye Trend. Showings such as Hammer, Cody, Snap and Owl Southwest zones are all strongly enriched in silver, but also contain elevated tin and indium, both of which are uncommon in Yukon. The presence of tin and indium within both the vein and the bulk tonnage targets on the Keg Property suggest that the two styles are related. The high-grade veins may be distal or higher level the expression of bulk tonnage zones.

Exploration conducted to date at Keg Deposit has defined a sizeable mineral resource, and metallurgical testwork has produced encouraging results. The Property is very well situated in regards to infrastructure. Further work at the Keg Main Zone and the other showings on the Keg Property is warranted.

RECOMMENDATIONS

Silver Range should conduct a scoping level economic evaluation of the Keg Deposit and additional diamond drilling designed to better define and expand the mineral resource. Metallurgical testwork and geotechnical, heritage and environmental studies should be continued.

Exploration should also continue to evaluate the other showings and geochemical anomalies on the Property. A number of the showings are drill ready, but many other targets should receive more comprehensive surface exploration before advancing to the drill-stage. Given the large number of showing and anomalies, this work will take several years to complete.

Respectfully submitted,

ARCHER, CATHRO & ASSOCIATES (1981) LIMITED

Matthew R. Dumala, P.Eng.

REFERENCES

Abbott, J.G., Gordey, S.P. and Tempelman-Kluit, D.J.
1986 Setting of strataform, sediment-hosted lead-zinc deposits in Yukon and northeast British Columbia; *in* Mineral Deposits of Northern Cordillera, J.A. Morin (ed.), Canadian Institute of Mining and Metallurgy, Special Volume 37, p. 1-18.

Adamson, R.S.
1966a Geophysical report on the Yeti claim group; report for Anvil Mining Corp. Ltd.; assessment report #017483.

1966b Diamond drilling on the Ivan claim group; report for Anvil Mining Corporation Limited; assessment report #091262

Archer, A.R.
1968 Preliminary report on Zan and Tap claim groups, Anvil-Vangorda District, Yukon Territory; report for Mercury Explorations Ltd.; assessment report #060715.

Armitage, A., Desautels, P., Zurowski, G., Pennstrom, W., Malbran, F. and Fitch, R.
2011 Preliminary economic assessment update technical report for the Malku Khota project, Department of Potosi, Bolivia; NI 43-101 report prepared for South American Silver Corp.

Bentzen, A. and Sinclair, A.J.
1993 P-RES – a computer program to aid in the investigation of polymetallic ore reserves; Technical Report MT-9, Mineral Deposit Research Unit, Department of Geological Sciences, U.B.C., 55 pp.

Betz, J.E.
1977 Report on the maxmin II EM survey, Raz Grid; report for Welcome North Mines Ltd.; assessment report #090266.

Blanchflower, J.D.
1998 Report on the JRV property, Mount Mye area; report for Columbia Gold Mines Ltd.; assessment report #093875.

1999 1999 exploration report on the JRV property, Mount Mye area; report for Pacific Ridge Exploration Ltd.; assessment report #094031.

Bond, J.D.
1999 The Quaternary History and Till Geochemistry of the Anvil District, East-Central Yukon. In; Yukon Exploration and Geology 1998, C.F. Roots and D.S. Emond (eds.), Exploration and Geological Services Division, Yukon, Indian and Northern Affairs Canada, p. 105-116.

2001 Quaternary Geology and Till Geochemistry of the Anvil District (parts of 105K/2, 3, 5, 6 and 7), central Yukon Territory. Exploration and Geological Services Division, Yukon, Indian and Northern Affairs Canada, Bulletin 11, 38 p.

Brand, A.
2011 The Keg property – mineralogical investigation report; report for Strategic Metals Ltd.

Brock, J.S. and Coates, M.E.
1970 Report on geology, geochemistry and geophysics of the Owl group; report for Atlas Explorations Limited; assessment report #060180.

Capstone Mining Corp.
2012 Minto Mine – Resources and Reserves; available at: http://capstonemining.com/s/Minto.asp?ReportID=503581&_Type=Minto&_Title=Resources-and-Reserves

Carne, R.C.
1990 Summary report on 1990 exploration on the Reb claims; report for YGC Resources Ltd. by Archer, Cathro & Associates (1981) Limited; assessment report #092963.

1991 Summary report on 1990 exploration on the Keg claims; report for YGC Resources Ltd. by Archer, Cathro & Associates (1981) Limited; assessment report #092964.

Cathro, R.J.
1966 Report on airborne geophysical survey, geochemical survey and geological survey on the Tara, Hal, Dane and Mark Groups; report for Yukon Copper Ltd. by Archer, Cathro & Associates (1981) Limited; assessment report #019008.

1967a Preliminary report on 1967 exploration program on the Caribou Lake property; report for Northern Empire Mines Ltd. by Archer, Cathro & Associates (1981) Limited; assessment report #019007.

1967b Report on airborne geophysical survey, geochemical survey and geological survey on the AC, DC, Jet and KD claims; report for Giant Yellowknife Mines Ltd. by Archer, Cathro & Associates (1981) Limited; assessment report #018994.

1968 Progress report on the Caribou Lake property; report for Northern Empire Mines Ltd. by Archer, Cathro & Associates (1981) Limited; assessment report #019007.

2006 Great Mining Camps of Canada 1: The History and Geology of the Keno Hill Silver Camp, Yukon Territory; Geoscience Canada – Journal of the Geological Association of Canada; available at: http://journals.hil.unb.ca/index.php/gc/article/view/2686/3103

Chaplin, R.E.
1969 Assessment report on the Zan, Jet, Tim, AC and MX mineral claims; report for Mercury Explorations Limited; assessment report #060177.

Coney, P.J., Jones, D.L. and Monger, J.W.H.
1980 Cordilleran suspect terranes; Nature, vol. 288, p. 329-333.

Davidson, G. and Wallis, J.E.
1987 Preliminary evaluation report on the Cody Ridge property, Faro area; report for Doron Exploration Inc.; assessment report #062283.

Deklerk, R. and Traynor, S. (compilers)
2005 Yukon MINFILE – a database of mineral occurrences; Yukon Geological Survey, CD-ROM.

Doherty, R.A., Mougeot, C.M. and vanRanden, J.A.
1994 Yukon GEOPROCESS File (2002), Geological Processes and Terrain Hazards of Tay River, 105K; Exploration and Geological Services Division, Yukon Region, Indian and Northern Affairs Canada.

Dreier, J.E.
2005 The Environment of Vein Formation and Ore Deposition in the Purisima-Colon Vein System, Pachuca Real del Monte District, Hidalgo, Mexico; Economic Geology, Volume 100, p. 1325-1347.

Eaton, S.
2011 Assessment report describing geological mapping, prospecting, geochemical sampling geophysical surveying, road building, baseline water surveying and diamond drilling at the Keg Property; report prepared by Archer, Cathro & Associates (1981) Limited for Strategic Metals Ltd.

2012 Assessment report describing geological mapping, prospecting, geochemical sampling, geophysical surveying, baseline water surveying, wildlife surveying, trenching and diamond drilling at the Keg property; report prepared by Archer, Cathro & Associates (1981) Limited for Silver Range Resources Ltd.

Environment Canada
2010 Canadian Climate Normals 1971-2000 – Faro, Yukon; available at: http://www.climate.weatheroffice.gc.ca/climate_normals/results_e.html?Province=YT%20%20&StationName=&SearchType=&LocateBy=Province&Proximity=25&ProximityFrom=City&StationNumber=&IDType=MSC&CityName=&ParkName=&LatitudeDegrees=&LatitudeMinutes=&LongitudeDegrees=

&LongitudeMinutes=&NormalsClass=A&SelNormals=&StnId=1548&

Foster, F.
1976 Geological and geochemical report on the Raz 1-20 claim group; report for Welcome North Mines Ltd.; assessment report #090127.

Foster, F. and Holland, R.
1977 Geological and geochemical report on the Raz 1-182 claim group; report for Welcome North Mines Ltd.; assessment report #090267.

Friske, P.W. and Hornbrook, E.H.
1989 National Geochemical Reconnaissance stream sediment and water geochemical data, central Yukon (105K/w and 105L); Geological Survey of Canada, Open File 1961.

Friske, P.W.B., Hornbrook, E.H.W., Lynch, J.J., McCurdy, M.W., Gross, H., Galletta, A.C. and Durham, C.C.
1990 National Geochemical Reconnaissance stream sediment and water geochemical data, central Yukon (105K/E); Geological Survey of Canada, Open File 2174.

Galeski, R.B.
1972 Gravity interpretation, Mount Mye area; report for Kangaroo Exploration Corporation; assessment report #060995.

Giroux, G.H., and Melis, L.A.
2012 NI 43-101 Technical Report describing Geology, Mineralization, Geochemical Surveys, Diamond Drilling, Metallurgical Testing and Mineral Resources at the Keg Property, South-Central Yukon; Prepared for Silver Range Resources Ltd.

Gordey, S.P.
1990a Geology of Mount Atherton (105K/4), Rose Mountain (105K/5), and Mount Mye (105K/6) map areas, Yukon Territory; Geological Survey of Canada, Open File 2250 (1:50 000 scale).

1990b Geology of Blind Creek (105K/7), Teddy Creek (105K/10), and Barwell Lake (105K/11) map areas, Yukon Territory; Geological Survey of Canada, Open File 2251 (1:50 000 scale).

2008 Geology, Selwyn Basin (105J and 105K), Yukon; Geological Survey of Canada, Open File 5438, 2 maps at 1:250 000 scale and 1 sheet cross sections at 1:100 000 scale.

Gordey, S.P. and Irwin, S.E.B.
1987 Geology of Sheldon Lake and Tay River map areas, Yukon Territory; Geological Survey of Canada, Map 19-1987 (3 sheets) (1:250 000 scale).
Hall, B.V.

1980 Diamond drill core log for 80-NAR-01, MX property; prepared for Cyprus Anvil Mining Corporation; assessment report #090753.

Holland, R.T.
1977 Report on diamond drilling program on the Raz 1-182 mineral claims; report for Welcome North Mines Ltd.; assessment report #091251.

Imperial Metals Corporation
2012 Mount Polley Mine; Available at: http://www.imperialmetals.com/s/MountPolleyMine.asp

Jackman, W. (comp.)
2011 Regional stream sediment geochemical data, Tay River area, central Yukon (NTS105K East); Yukon Geological Survey, Open File 2011-29, report and digital data.

Jennings, D.S. and Jilson, G.
1986 Geology and sulphide deposits of Anvil Range, Yukon; in Mineral Deposits of the Northern Cordillera, C.I.M. Special Volume, pp. 319-361.

Jilson, G.
1972 Diamond drill record for K-72-5; prepared for Kangaroo Exploration Corporation; assessment report #091245.

1973 Diamond drill record for K-72-4, -6 and -7 and K-73-10; prepared for Kangaroo Exploration Corporation; assessment report #091243.

1974 Diamond drill record for the Dana, Hal and Halo claims; prepared for Cyprus Anvil Mining Corporation; assessment report #091263.

1975 A report on 1975 diamond drilling on the Dana-Halo claims; report for Cyprus Anvil Mining Corporation; assessment report #091264.

Jilson, G.A. and Simspon, J.G.
1973 Report on a geochemical survey on the Dana claims; report for Ridgemont Mining Corporation; assessment report #060933.

1975 A report on a geochemical survey on the NOR claims; report for Cyprus Anvil Mining Corporation; assessment report #061482.

Johnston, J.R.
1936 Geological Survey of Canada, Memoir 200.

Lueck, B.
1988 The 1987 work program on the Cody Ridge property, Faro area; report for Doron Exploration Inc.; assessment report #092617.

Murphy, D.C. and Mortensen, J.K.
2003 Late Paleozoic and Mesozoic features constrain displacement on Tintina Fault and limit large-scale orogeny-parallel displacement in the Northern Cordillera; GAC-MAC-SEG Joint Annual Meeting, May 25-28, 2003; Abstracts, vol. 28, abstract 151.

Nelson, J.L. and Colpron, M.
2007 Tectonics and metallogeny of the Canadian and Alaskan Cordillera, 1.8 Ga to present; *in* Mineral Deposits of Canada: A Synthesis of Major Deposit Types, District Metallogeny, the Evolution of Geological Provinces, and Exploration Methods; W.D. Goodfellow (ed.), Mineral Deposit Division, Geological Association of Canada, Special Publication 5, p. 755-791; available at: http://gsc.nrcan.gc.ca/mindep/synth_prov/cord/pdf/nelson_colpron_cordilleran_metallogeny.pdf

Payne, C.W.
1983 Anvil Range reconnaissance project, summary report; prepared for Getty Canadian Metals, Ltd.Peru, Vector

2009 Prefeasibility study – Corani project, Puno, Peru; NI43-101 technical report prepared for Bear Creek Mining Corporation.

Pigage, L.C.
2004 Bedrock geology compilation of the Anvil District (parts of NTS 105K/2, 3, 5, 6, 7 and 11), central Yukon; Yukon Geological Survey, Bulletin 15, CD-ROM.

Roberts, W.J.
1998 Assessment report for the JRV property, Mount Mye area; report for Western Prospector Group Ltd.; assessment report #093901.

Robertson, R.C.R. and Wallis, J.E.
1989 Cody Ridge project summary report (1 of 2), 1988 exploration; report for Doron Explorations Inc.; assessment report #092896.

Roddick, J.A.
1967 Tintina Trench; Journal of Geology, vol. 75, p. 23-33.

Roddick, J.A. and Green, L.H.
1961 Tay River, Yukon Territory; Geological Survey of Canada, Map 13-1961 (1:253440 scale).

Sawyer, J.B.P. and Jilson, G.A.
1972 A geochemical report on the KD, AC and a portion of the MX claims; report for Kangaroo Exploration Corporation; assessment report #060976.

Sillitoe, R.H., Halls, C. and Grant, J.N.
1975 Porphyry tin deposits in Bolivia; Economic Geology, Vol. 70, 1975, pp. 913-927.

Simpson, J.G.
1978a Diamond drill core log for 78-NA-04, Irma group; prepared for Cyprus Anvil Mining Corporation; assessment report #091265.

1978b Diamond drill core log for 78-NA-03; prepared for Cyprus Anvil Mining Corporation; assessment report #091246.

Sinclair, W.D.
2005 Porphyry deposits; Geological Survey of Canada; available at: http://gsc.nrcan.gc.ca/mindep/synth_dep/porph/pdf/sinclair_porphyry_synthesis.pdf

Spence, R.W.
1979 Addendum to report on diamond drilling on Vangorda property; report for Giant Yellowknife Mines Limited; assessment report #091244.

Tempelman-Kluit, D.J.
1972 Geology and origin of the Faro, Vangorda, and Swim concordant zinc-lead deposits, central Yukon Territory; Geological Survey of Canada, Bulletin 208 (1:125 000 scale), 73 p.

1979 Transported cataclasite, ophiolite and granodiorite in Yukon: evidence of acr-continent collision; Geological Survey of Canada, Paper 79-14, 27 p.

Thompson Creek Metals Company Inc.
2012 Mt. Milligan project fact sheet; available at: http://www.mtmilligan.com/files/documents/PROJECTFACTSHEET-March2012.pdf

Turnbull, I. and Simpson, J.G.
1970 Report on a geochemical survey and diamond drilling program on the Mount Mye property, covering Zan, MX, AC, Tim and Jet claim groups; report for Kangaroo Exploration Corporation Ltd.; assessment report #060975.

Volk, J. and Olin, E.J.
2012 NI 43-101 Technical Report on Resources, Promontorio, Mexico; report prepared for Kootenay Silver Inc. by SRK Consulting.

Walcott, P.E.

1972 A report on a TURAM electromagnetic survey; report for Kangaroo Exploration Corporation; assessment report #060994.

1975 A report on magnetic and gravity surveys; report for Cyprus Anvil Mining Corporation by Peter E. Walcott & Associates Limited; assessment report 090083.

1976 A progress report on ground magnetic, turam electromagnetic & gravity surveys over Mye-Sark, Fat, Fin & Lisa grids; report for Cyprus Anvil Mining Corporation; assessment report #090186.

1977 A report on an induced polarization survey; for Cyprus Anvil Mining Corporation by Peter E. Walcott & Associates Limited; assessment report #090205.

Wober, H.
1967 Report on the AM 1-20 group of mineral claims; report for Altair Mining Corporation Ltd. by MacDonald Consultants Ltd.; assessment report #018984.

1977 A report on an induced polarization survey; for Cyprus Anvil Mining Corporation by Peter E. Walcott & Associates Limited; assessment report #090205.

Yukon Geological Survey
2010a Geoprocess File Summary Report for Finlayson Lake Map Area N.T.S. 105G; available at: http://ygsftp.gov.yk.ca/publications/openfile/2002/of2002_8d_geoprocess_file/documents/map_specific/105g.pdf

2010b Selwyn Basin Metallogeny; Yukon Geological Survey; available at: http://www.geology.gov.yk.ca/pdf/SelwynBasin.pdf

2012 Anvil District; compiled from Jennings and Jilson, 1983, Pigage, 1992, YTG Yukon Mineral Property Update, 2001 and Minfile; available at: http://www.geology.gov.yk.ca/metallogeny/selwyn/anvil_text.html

Yukon Mining
2008 Yukon Mineral Property Update 2008; available at: http://miningyukon.com/Documents/Why%20Yukon/Mineral%20Property%20Profiles/Faro%20Property.pdf

2011 Mineral & Exploration Portal – Selwyn Basin; available at: http://miningyukon.com/miningandexplorationopportunities/mineralexploration/geologicalframework/leadzinc/selwynbasin/

SILVER RANGE RESOURCES LTD.

FIGURE 1
ARCHER, CATHRO & ASSOCIATES (1981) LIMITED

PROPERTY LOCATION

KEG PROPERTY

0 200 km

FILE: .../Keg/Figures/Keg-F01-PropertyLocation.wor | DATE: JULY 2013

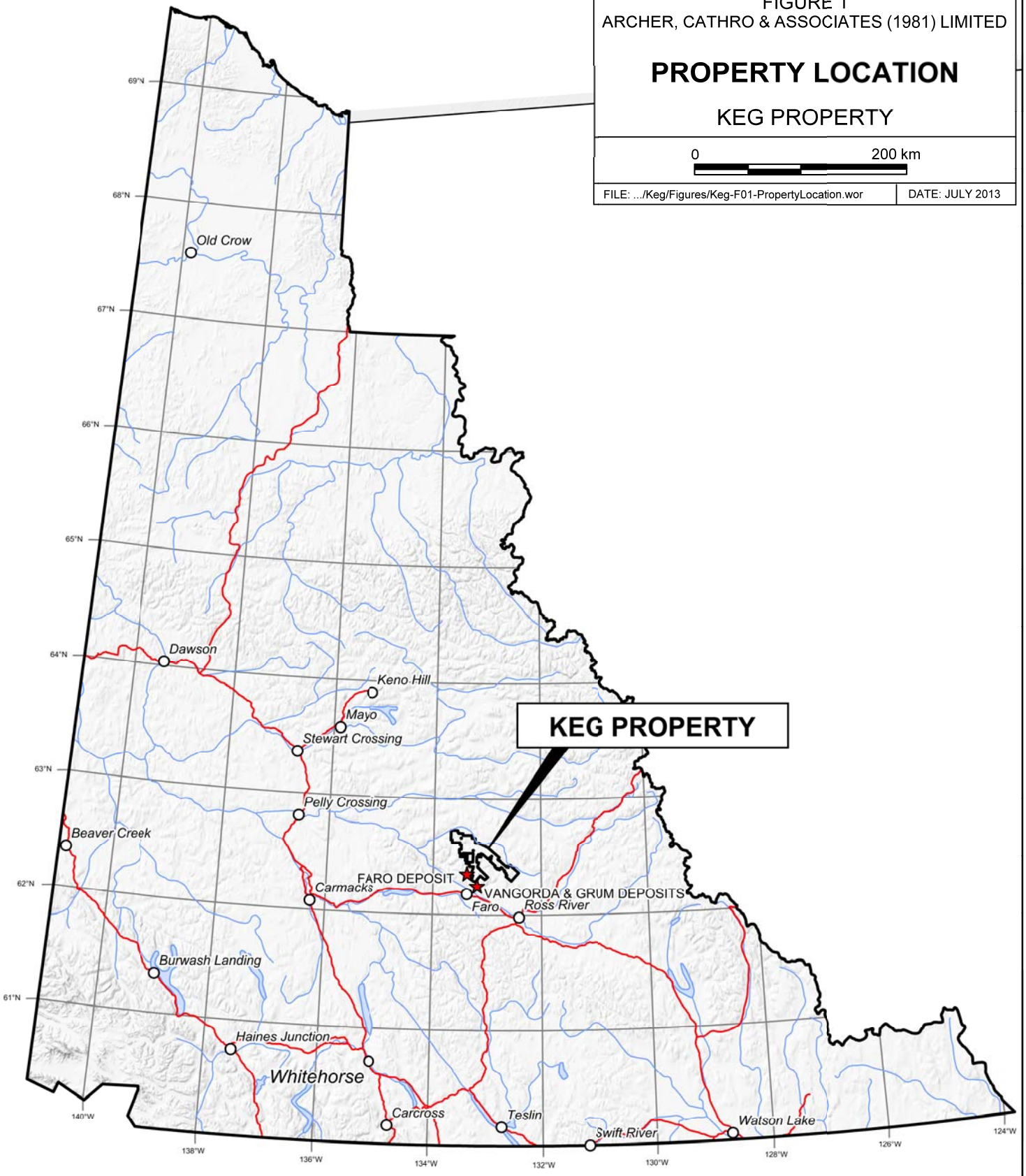

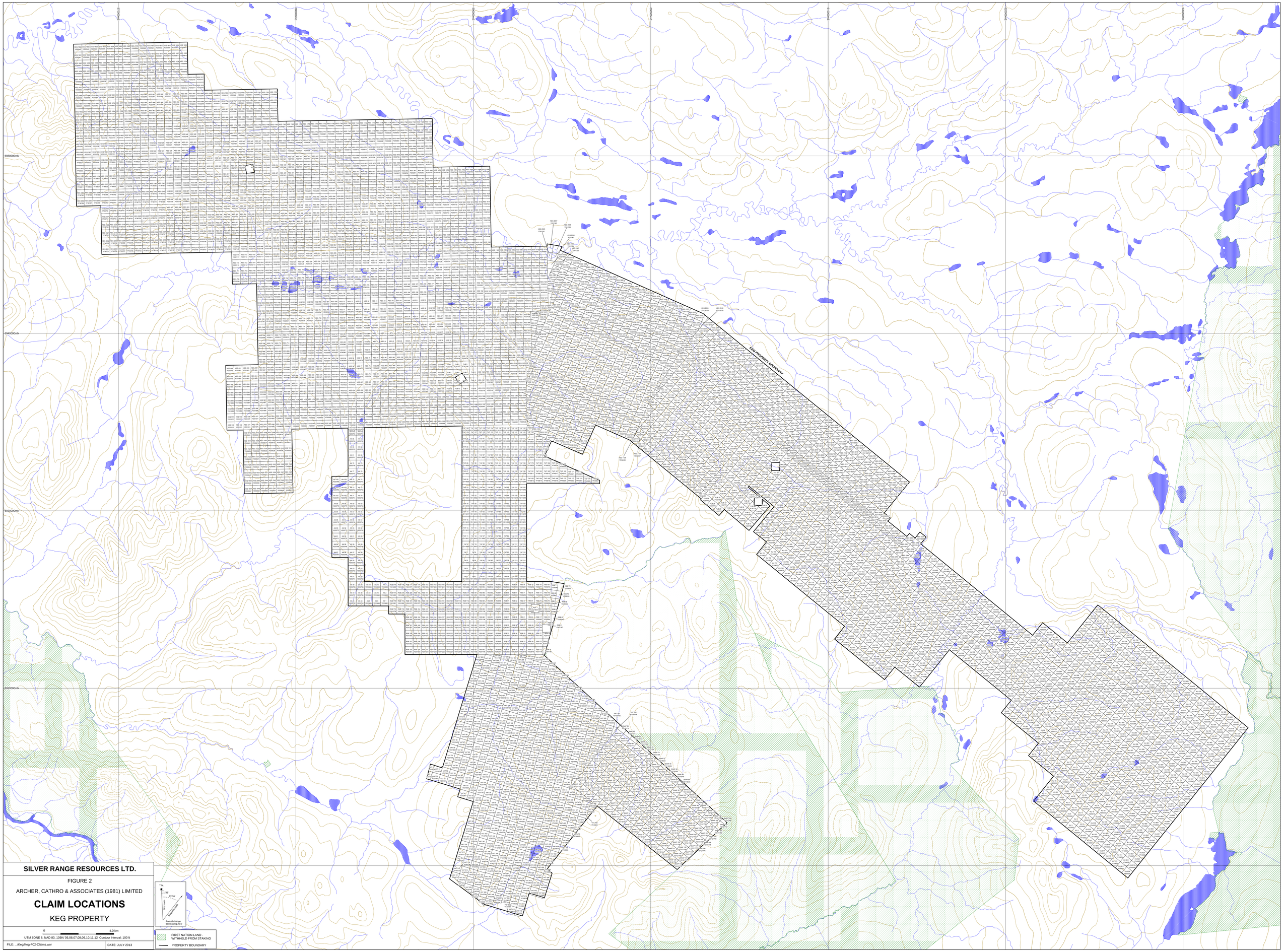

SILVER RANGE RESOURCES LTD.

FIGURE 2

ARCHER, CATHRO & ASSOCIATES (1981) LIMITED

CLAIM LOCATIONS

KEG PROPERTY

0 4.0 km

UTM ZONE 8, NAD 83, 105K/ 05,06,07,08,09,10,11,12 Contour Interval: 100 ft

FILE: .../Keg/Keg-F02-Claims.wor

DATE: JULY 2013

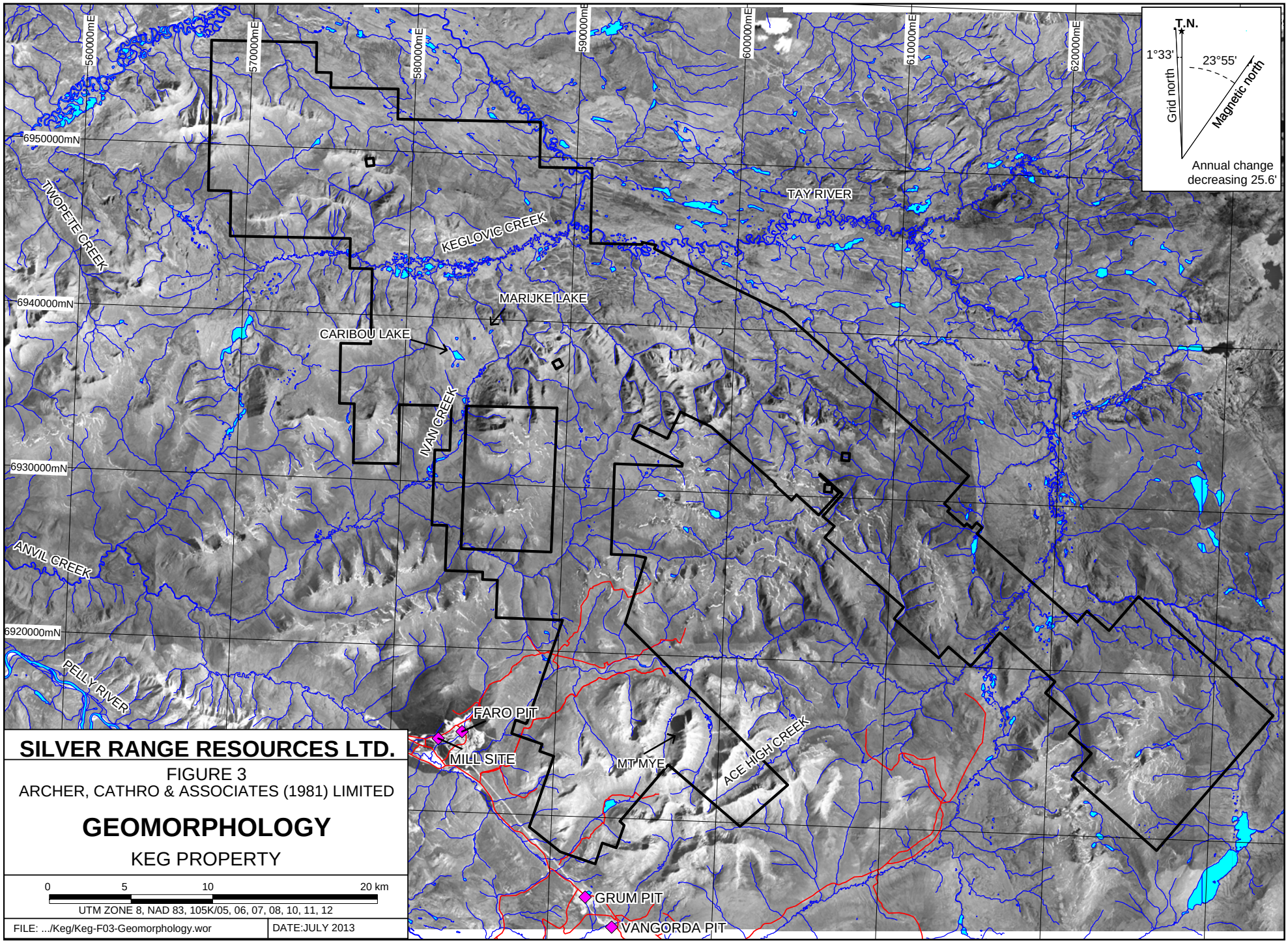

SILVER RANGE RESOURCES LTD.

FIGURE 3
ARCHER, CATHRO & ASSOCIATES (1981) LIMITED

GEOMORPHOLOGY

KEG PROPERTY

0 5 10 20 km

UTM ZONE 8, NAD 83, 105K/05, 06, 07, 08, 10, 11, 12

FILE: .../Keg/Keg-F03-Geomorphology.wor | DATE:JULY 2013

SILVER RANGE RESOURCES LTD.

FIGURE 4
ARCHER, CATHRO & ASSOCIATES (1981) LIMITED

HISTORICAL CLAIMS

KEG PROPERTY

T.N.
1°33'
23°55'
Grid north
Magnetic north
Annual change decreasing 25.6'

0 5 10 km
UTM ZONE 8, NAD 83, 105K/ 05,06,07,08,09,10,11,12 Contour Interval: 100 ft

FILE: .../Keg/Keg-F04-Historical.wor

DATE: JULY 2013

★ Mineralized area discussed in text

HISTORICAL CLAIMS REFERED TO IN TEXT (YEAR STAKED)

KEG AREA
- Keg (1990)
- Halo (1974)
- Irma (1972)
- Dana (1972)
- Bark (1967)
- Mark (1966)
- Halo (1966)
- Dane (1966)
- Tara (1966)
- Ivan (1965)

REBEL AREA
- Reb (1990)
- Taf (1971)
- MX (1969)
- AM (1966)
- AC (1966)
- KD (1966)

OWL AREA
- Owl (1969)

YETI AREA
- MC (1966)
- Yeti (1965)

MARKS AREA
- Nor (1975)

CODY RIDGE AREA
- Cody (1986)

HOOT AREA
OWL
OWL AREA
BARK
TARA
IRMA
HALO
KEG
IVAN
DANE
HAL
MARK
DANA
KEG AREA
MC
YETI
YETI AREA
KEG PROPERTY BOUNDARY
MARKS AREA
NOR
DYNEX
REB AREA
REB
TAF
KD
AC
MC
AM
TAF
MX
TIM
TAF
TAF
JET
ZAN
MX
MX
TAF
FARO PIT
MILL SITE
CODY RIDGE
GRUM PIT

6940000mN
6930000mN
6920000mN
570000mE
580000mE
590000mE
600000mE
610000mE
620000mE
630000mE

STRATEGIC METALS LTD.

FIGURE 5

ARCHER, CATHRO & ASSOCIATES (1981) LIMITED

TECTONIC SETTING

KEG PROPERTY

FILE: P:/2012 | DATE: JULY 2013

After Colpron, M. and Nelson, J.L., 2011

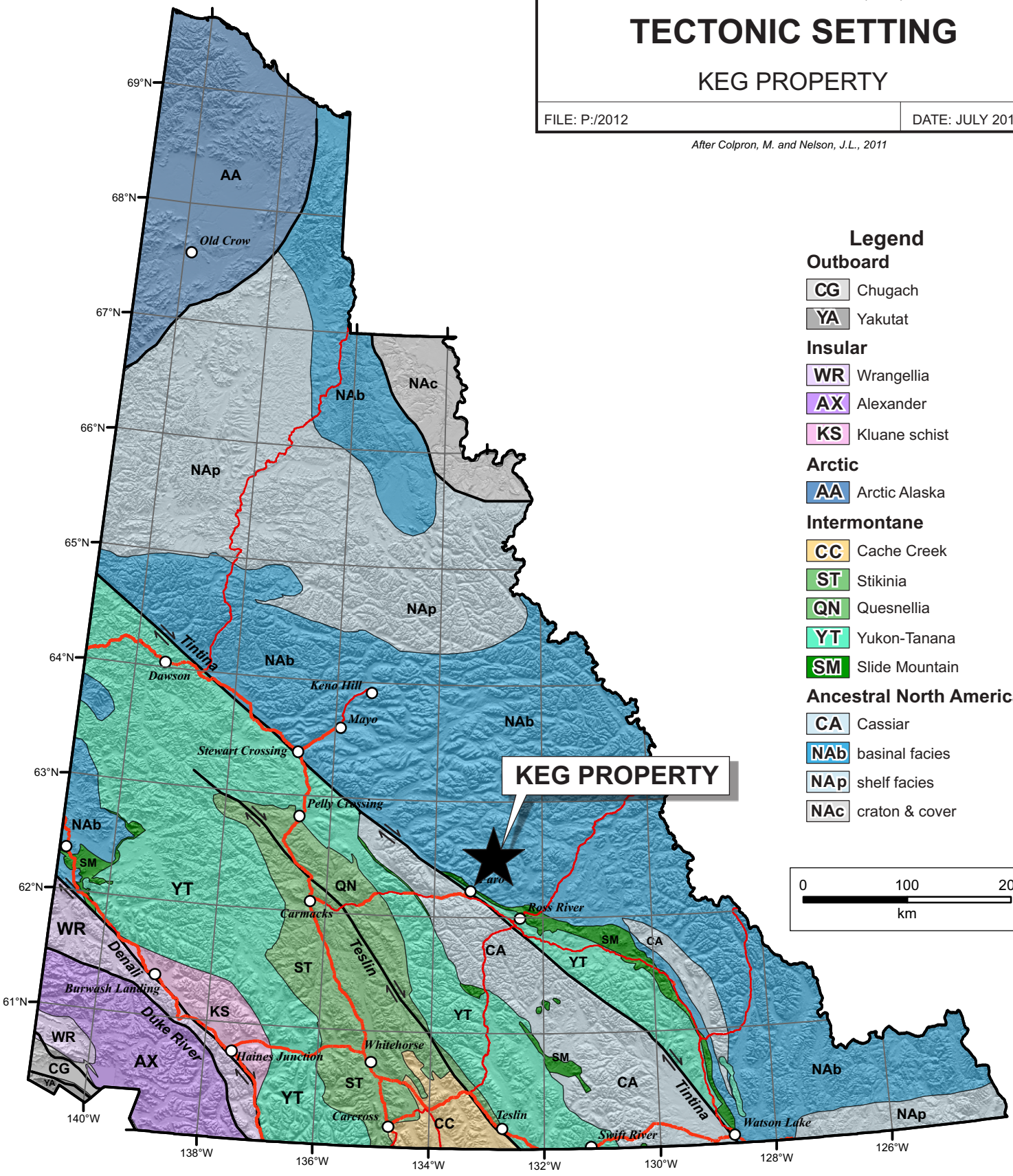

Legend

Outboard

- CG Chugach
- YA Yakutat

Insular

- WR Wrangellia
- AX Alexander
- KS Kluane schist

Arctic

- AA Arctic Alaska

Intermontane

- CC Cache Creek
- ST Stikinia
- QN Quesnellia
- YT Yukon-Tanana
- SM Slide Mountain

Ancestral North America

- CA Cassiar
- NAb basinal facies
- NAp shelf facies
- NAc craton & cover

Geological Mapping carried out by Silver Range Resources Ltd in 2010, 2011 (Mapped area is distinguished by a lack of dashed line hatching)

TERTIARY

Tertiary Volcanics

- Tv — small plugs of light grey weathering, flow banded, rhyolitic quartz sanidine porphyry with rare biotite, flow banded, quartz feldspar porphyry with obsidian and perlite, and flow banded, locally flow laminated, fine-grained, welded and ash flow tuffs.
- Tvj

CRETACEOUS

South Fork

- Kst — light grey weathered, massive, medium to coarse-grained quartz-feldspar dominated crystal tuff

Selwyn Plutonic Suite

- Ksp — light grey to white weathered, biotite +/- hornblende granite with megacrysts of feldspar up to 10cm long.
- mKV

TRIASSIC

Jones Lake Formation

- Trj — grey-brown weathered, thin bedded, calcareous siltstone and sandstone that is sometimes cross bedded and interbedded with silty limestone

CARBONIFEROUS TO PERMIAN

Mount Christie Formation

- CPmc — light grey-brown, black and maroon, thin to medium bedded chert with minor interbeds of grey siltstone; maroon thin bedded siltstone

MISSISSIPPIAN

Tay Formation

- Mt — light grey weathered, medium bedded, silty limestone interbedded with dark grey, variably silty, bioclastic limestone; dark grey, medium to thick bedded, dirty arenite, brown weathered, medium-grained boundstone, brown weathered, thin bedded sandstone with siltstone interbeds
- Mt2
- CMal — light grey, very fine-grained, completely altered rock with veinlets of sulphide comprising dominantly pyrrhotite, pyrite and arsenopyrite

DEVONIAN TO MISSISSIPPIAN

Earn Group

- DMe — undivided Earn Group; mostly DMp and Dp

LOWER MISSISSIPPIAN

Felsic Volcanic Unit

- mKV — light grey weathered, aphanitic, tuffaceous rocks; grey weathered, medium-grained biotite-bearing granitic rock that occurs as rounded bomb-shaped fragments.

UPPER DEVONIAN TO MID-MISSISSIPPIAN

Prevost Formation

- DMp — brown weathered, laminated and thin bedded, recessive shale; black, thin bedded siltstone and rare black chert
- DMp2
- DMp3 — dark grey to black weathered, resistant chert conglomerate with coarse-grained chert arenite and rare black, graphitic shale
- DMp3 — orange and brown weathered, laminated and thin bedded, burrowed, variably dolomitic, siltstone and fine-grained sandstone; minor, grey, thick bedded to massive, fine to medium-grained, diagenetically viscous arenite (yellow polygons on map)

LOWER DEVONIAN TO UPPER DEVONIAN

Portrait Lake Formation

- Dp — gun-blue weathered, black, recessive shale, siltstone and rare chert

ORDOVICIAN TO SILURIAN

Road River Group

- OSrv — light grey to orange weathered, grey fresh, fine-grained, mildly calcareous siltstone to silicified siltstone with wavy laminations and cm-scale circular blobs of sulphide; black, thin bedded siltstone

CAMBRIAN TO ORDOVICIAN

Rabbitkettle Formation

- COrh — green and purple striped, calc-silicate rock with rare layers of dark green, sometimes amygdaloidal mafic volcanic (?) rock up to one meter thick
- COrt
- COrh2 — dark grey and grey-brown, laminated and thin-bedded, quartzose siltstone with minor shale horizons; buff weathered, dark grey, laminated, fine-grained sandstone and siltstone; laminations may be defined by magnetite (COrt) white and grey (stripe), laminated and thin bedded quartzose siltstone

- bedding
- cleavage, foliation
- late foliation, less than cm-spaced fracture set
- fold axis
- fracture
- fault plane
- thrust fault plane
- fold axis; synform
- fold axis; antiform
- defined contact
- approximate contact
- inferred contact
- thrust fault; teeth on hanging wall side
- normal fault; teeth on hanging wall side
- fault; movement unknown
- mapping limit
- cross section line (A – A')

REFERENCE: Gordey, S.P. and Makepeace, A.J. (compilers) 2001: Bedrock Geology, Yukon Territory; Geological Survey of Canada, Open File 3754 and Exploration and Geological Services Division, Yukon India and Northern Affairs Canada, Open File 2001-1, scale 1:1 000 000.

Modified from Yukon Regional Geology Gordey and Makepeace (2001) (Map area is distinguished by dashed line hatching)

QUATERNARY

- G — unconsolidated glacial, glaciofluvial and glaciolacustrine deposits; fluviatile silt, sand, and gravel, and local volcanic ash, in part with cover of soil and organic deposits

LOWER TERTIARY

Ross

- Rb — locally amygdaloidal, dark grey-green olivine basalt rocks and Ross, farther removed, scattered occurrences of rhyolitic lave and dikes

MID-CRETACEOUS

South Fork

- Kst — dark brown weathering, locally columnar jointed, massive, densely welded, biotite-quartz-hornblende-feldspar tuff

Selwyn Suite

- mKS — plutonic suite of intermediate to felsic composition and rarely syenitic; equivalent felsic dykes

MIDDLE TO UPPER TRIASSIC

Jones Lake

- TrJ — brown to buff weathering, calcareous fine-grained sandstone, argillite and shale; extensive ripple cross-lamination and bioturbation; massive, light grey weathering, fine-crystalline, dark grey limestone; minor orange weathering platey limestone

CARBONIFEROUS TO PERMIAN

Mount Christie

- CPmc — burrowed, interbedded greenish grey cherty shale and green shale; thin to medium bedded, light grey-green to black chert; black siliceous slate and siltstone; minor quartzite, limestone and dolostone; locally abundant, large grey barite nodules

MISSISSIPPIAN

Tay

- Mt — mixed, generally fine clastic and carbonate assemblage with locally thick regionally mappable carbonate horizons

DEVONIAN AND MISSISSIPPIAN

Earn Group

- DMe — complex assemblage of submarine fan and channel deposits from siliciclastic mudstone and chert-arenite including separated small occurrences of felsic volcanic rocks

Prevost

- DMp — thin bedded, laminated slate with thin to thickly interbedded fine to medium-grained chert-quartz arenite and wacke; thick members of chert pebble conglomerate; black siliceous siltstone; nodular and bedded barite; rare limestone

Portrait Lake

- Dp — silvery blue weathering black shale, argillite, cherty argillite and thin bedded chert; nodular and bedded barite; rare limestone

SILURIAN TO MIDDLE DEVONIAN

McEvoy

- DSm — buff, platy siltstone overlain by carbonate and quartzite

ORDOVICIAN TO SILURIAN

Road River Group

- OSr — black shale and chert overlain by orange siltstone or buff platy limestone; locally contains beds as old as Middle Cambrian

CAMBRIAN TO ORDOVICIAN

Marmot

- CSm — lower Paleozoic mostly mafic volcanics, in locally thick accumulations but also of common occurence as undifferentiated thin scattered members within other units

CAMBRIAN TO SILURIAN

Rabbitkettle Formation

- COr — basinal limestone that may locally include older and younger basinal pelitic strata undivided

LOWER CAMBRIAN

Gull Lake

- ICg — dominantly fine clastic assemblage with local volcanic units

UPPER PROTEROZOIC TO LOWER CAMBRIAN

Hyland Group

- PCh — consists upwards of coarse turbiditic clastics, limestone and fine clastics typified by maroon and green shale

SILVER RANGE RESOURCES LTD.

FIGURE 6

ARCHER, CATHRO & ASSOCIATES (1981) LIMITED

REGIONAL GEOLOGY

KEG PROPERTY

0 — 4.0 km

UTM ZONE 8, NAD 83, 105K/ 05,06,07,08,09,10,11,12 Contour Interval: 100 ft

FILE: .../2012 — DATE: JULY 2013

Annual change decreasing 25.6'

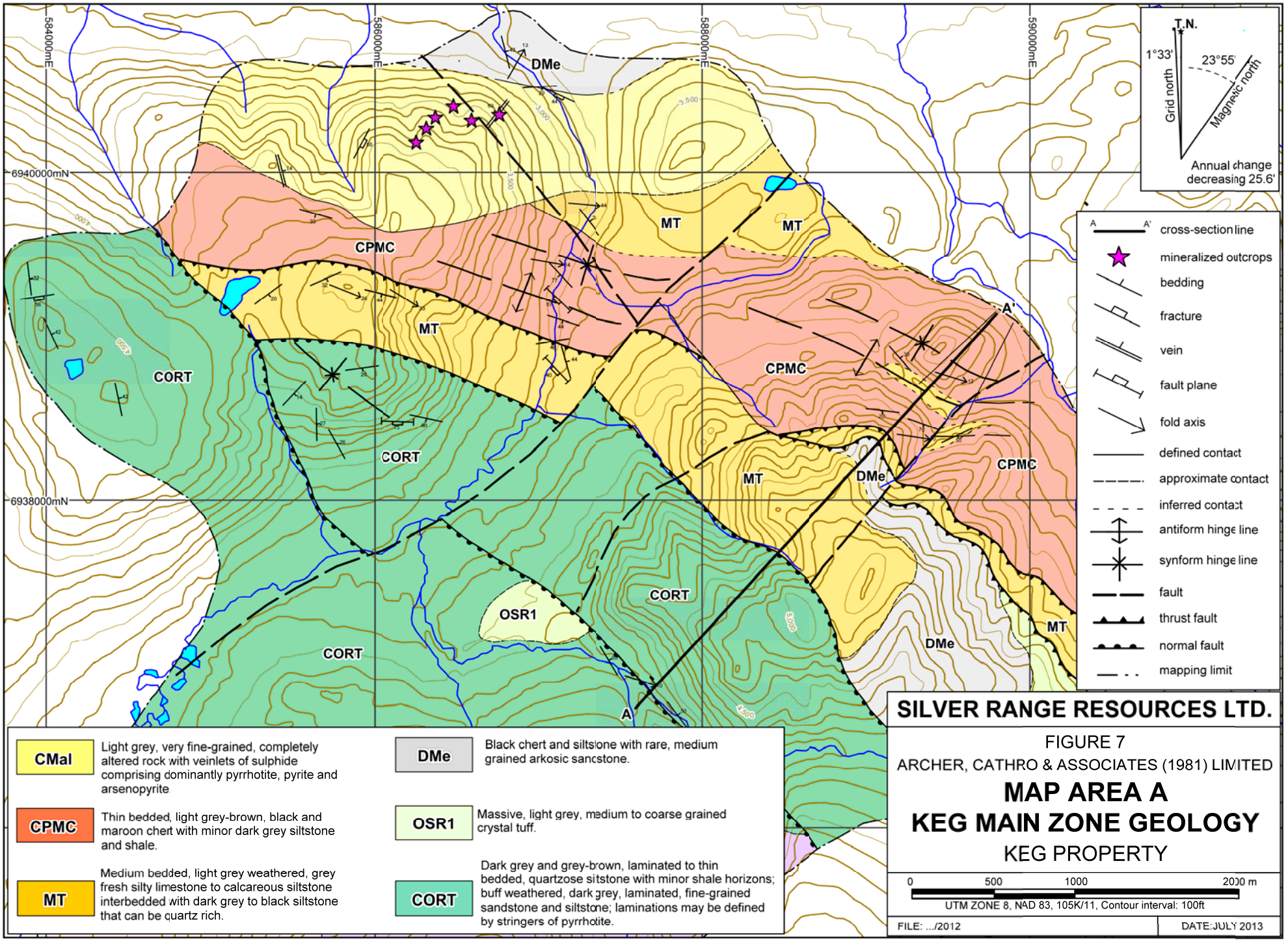
584000mE
586000mE
588000mE
590000mE
6940000mN
6938000mN
DMe
MT
CPMC
CORT
OSR1
A
A'
T.N.
1°33'
23°55'
Grid north
Magnetic north
Annual change decreasing 25.6'
cross-section line
mineralized outcrops
bedding
fracture
vein
fault plane
fold axis
defined contact
approximate contact
inferred contact
antiform hinge line
synform hinge line
fault
thrust fault
normal fault
mapping limit
CMal
Light grey, very fine-grained, completely altered rock with veinlets of sulphide comprising dominantly pyrrhotite, pyrite and arsenopyrite
CPMC
Thin bedded, light grey-brown, black and maroon chert with minor dark grey siltstone and shale.
MT
Medium bedded, light grey weathered, grey fresh silty limestone to calcareous siltstone interbedded with dark grey to black siltstone that can be quartz rich.
DMe
Black chert and siltstone with rare, medium grained arkosic sandstone.
OSR1
Massive, light grey, medium to coarse grained crystal tuff.
CORT
Dark grey and grey-brown, laminated to thin bedded, quartzose siltstone with minor shale horizons; buff weathered, dark grey, laminated, fine-grained sandstone and siltstone; laminations may be defined by stringers of pyrrhotite.
SILVER RANGE RESOURCES LTD.
FIGURE 7
ARCHER, CATHRO & ASSOCIATES (1981) LIMITED
MAP AREA A
KEG MAIN ZONE GEOLOGY
KEG PROPERTY
0
500
1000
2000 m
UTM ZONE 8, NAD 83, 105K/11, Contour interval: 100ft
FILE: .../2012
DATE: JULY 2013

045°

SECTION FACING NORTHWEST

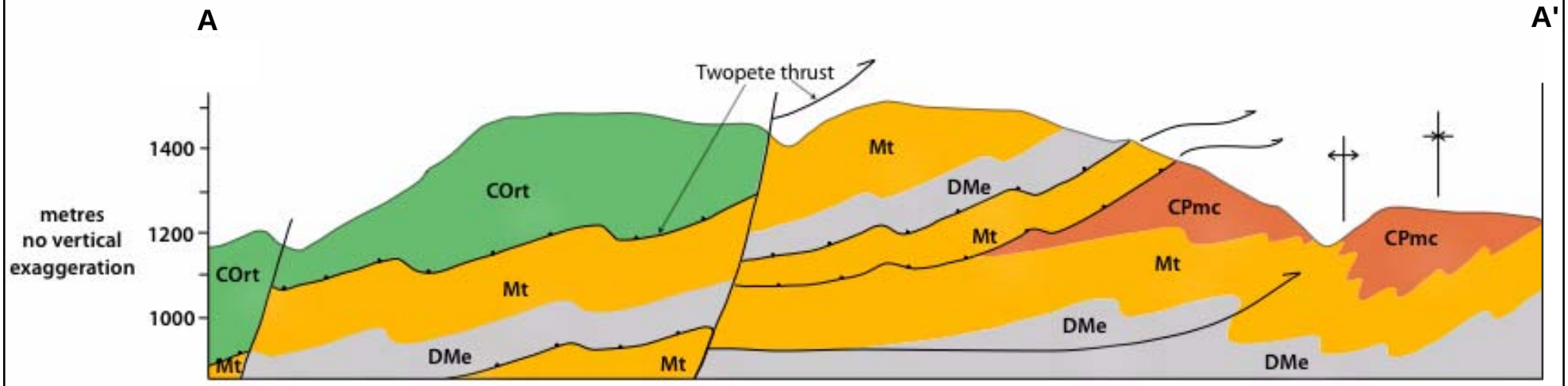

thrust fault

antiform hinge line

synform hinge line

CPMC Thin bedded, light grey-brown, black and maroon chert with minor dark grey siltstone and shale.

DMe Black chert and siltstone with rare, medium grained arkosic sandstone.

MT Medium bedded, light grey weathered, grey fresh silty limestone to calcareous siltstone interbedded with dark grey to black siltstone that can be quartz rich.

CORT Dark grey and grey-brown, laminated to thin bedded, quartzose siltstone with minor shale horizons; buff weathered, dark grey, laminated, fine-grained sandstone and siltstone; laminations may be defined by stringers of pyrrhotite.

SILVER RANGE RESOURCES LTD.

FIGURE 8

ARCHER, CATHRO & ASSOCIATES (1981) LIMITED

CROSS SECTION OF KEG MAIN ZONE

KEG PROPERTY

0 250 500 1000 m

FILE: .../2012

DATE:JULY 2013

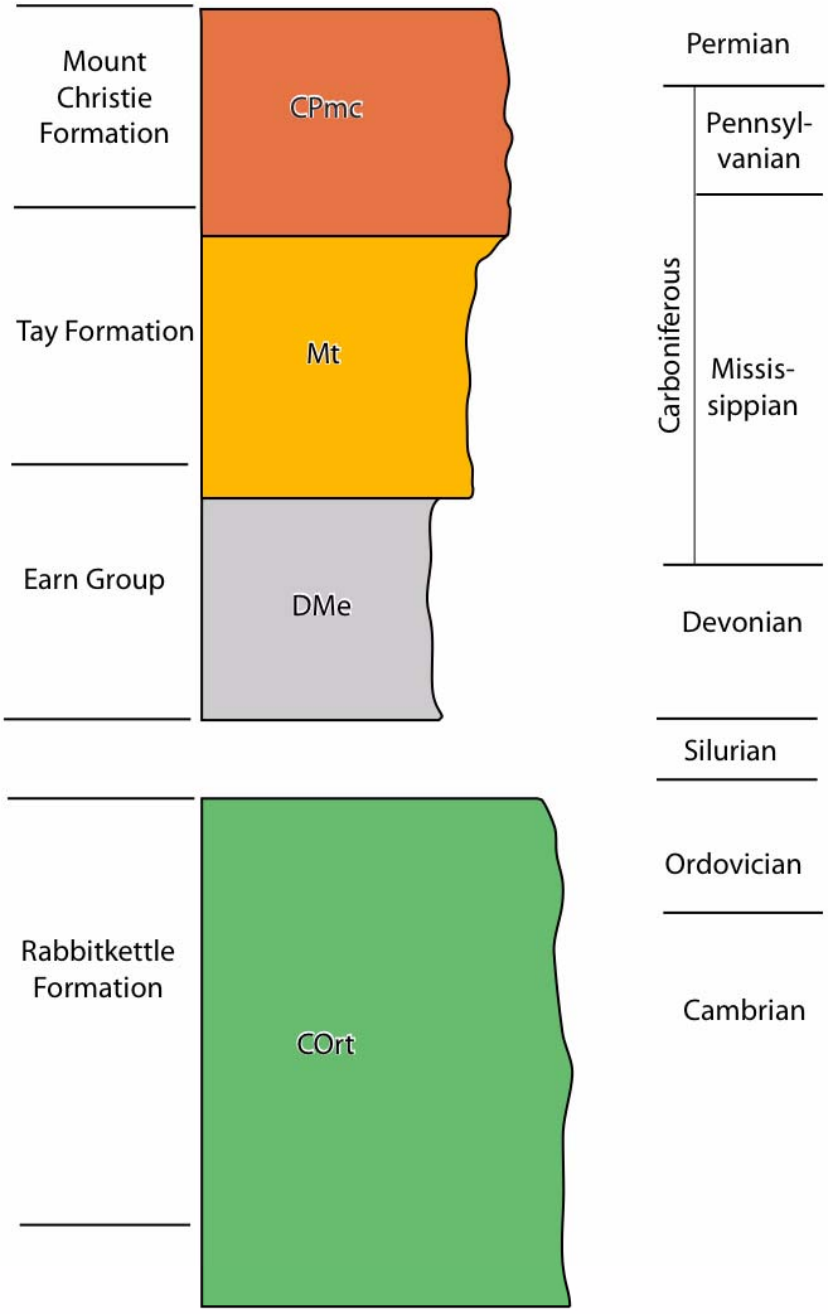

Thin bedded, light grey-brown, black and maroon chert. Approximate thickness of unit near the Property is approximately 250 m (note: thickness is very approximate due to intense folding of unit in this area).

Medium bedded, light grey weathered, dark grey silty limestone and calcareous siltstone interbedded with dark grey to black siltstone which can be quartz rich. Maximum thickness of unit at the Property approximately 275 m.

Thin and medium bedded, black chert and siltstone with rare, medium-grained arkosic sandstone. Maximum thickness near the Property approximately 180 m.

Laminated to thin bedded, dark-grey, white and grey-brown quartzose siltstone with minor shale horizons; laminated, buff weathered, dark grey fine-grained sandstone and siltstone with laminations being defined by pyrrhotite west of Keg Main zone. Minimum thickness of unit near the Property is approximately 300m.

SILVER RANGE RESOURCES LTD.

FIGURE 9

ARCHER, CATHRO & ASSOCIATES (1981) LIMITED

STRATIGRAPHIC COLUMN OF KEG MAIN ZONE

KEG PROPERTY

FILE: .../2012

DATE: JULY 2013

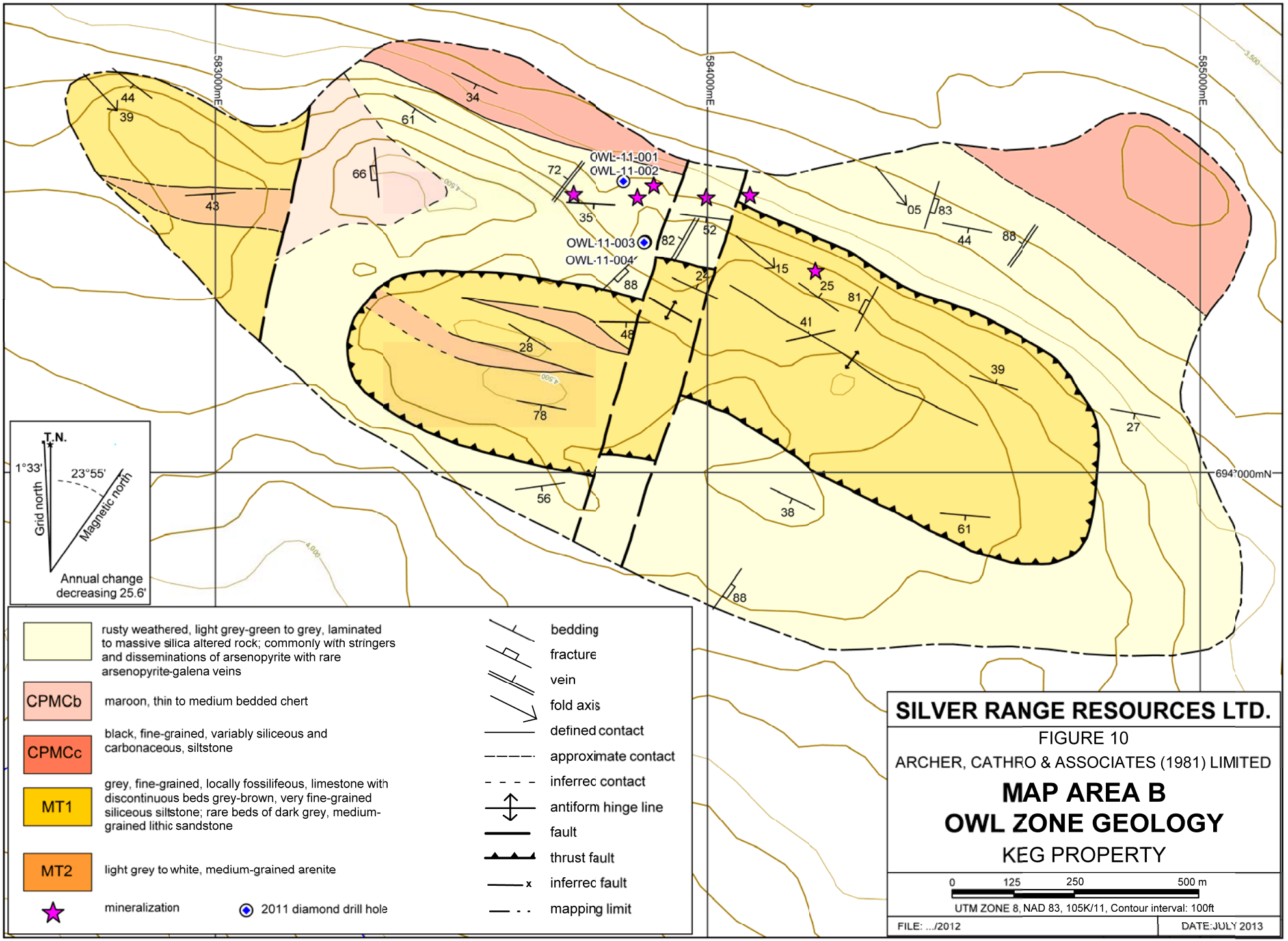
583000mE
584000mE
585000mE
694000mN
OWL-11-001
OWL-11-002
OWL-11-003
OWL-11-004
T.N.
1°33'
23°55'
Grid north
Magnetic north
Annual change decreasing 25.6'
rusty weathered, light grey-green to grey, laminated to massive silica altered rock; commonly with stringers and disseminations of arsenopyrite with rare arsenopyrite-galena veins
CPMCb
maroon, thin to medium bedded chert
CPMCc
black, fine-grained, variably siliceous and carbonaceous, siltstone
MT1
grey, fine-grained, locally fossilifeous, limestone with discontinuous beds grey-brown, very fine-grained siliceous siltstone; rare beds of dark grey, medium-grained lithic sandstone
MT2
light grey to white, medium-grained arenite
mineralization
2011 diamond drill hole
bedding
fracture
vein
fold axis
defined contact
approximate contact
inferrec contact
antiform hinge line
fault
thrust fault
inferrec fault
mapping limit
SILVER RANGE RESOURCES LTD.
FIGURE 10
ARCHER, CATHRO & ASSOCIATES (1981) LIMITED
MAP AREA B
OWL ZONE GEOLOGY
KEG PROPERTY
0 125 250 500 m
UTM ZONE 8, NAD 83, 105K/11, Contour interval: 100ft
FILE: .../2012
DATE: JULY 2013

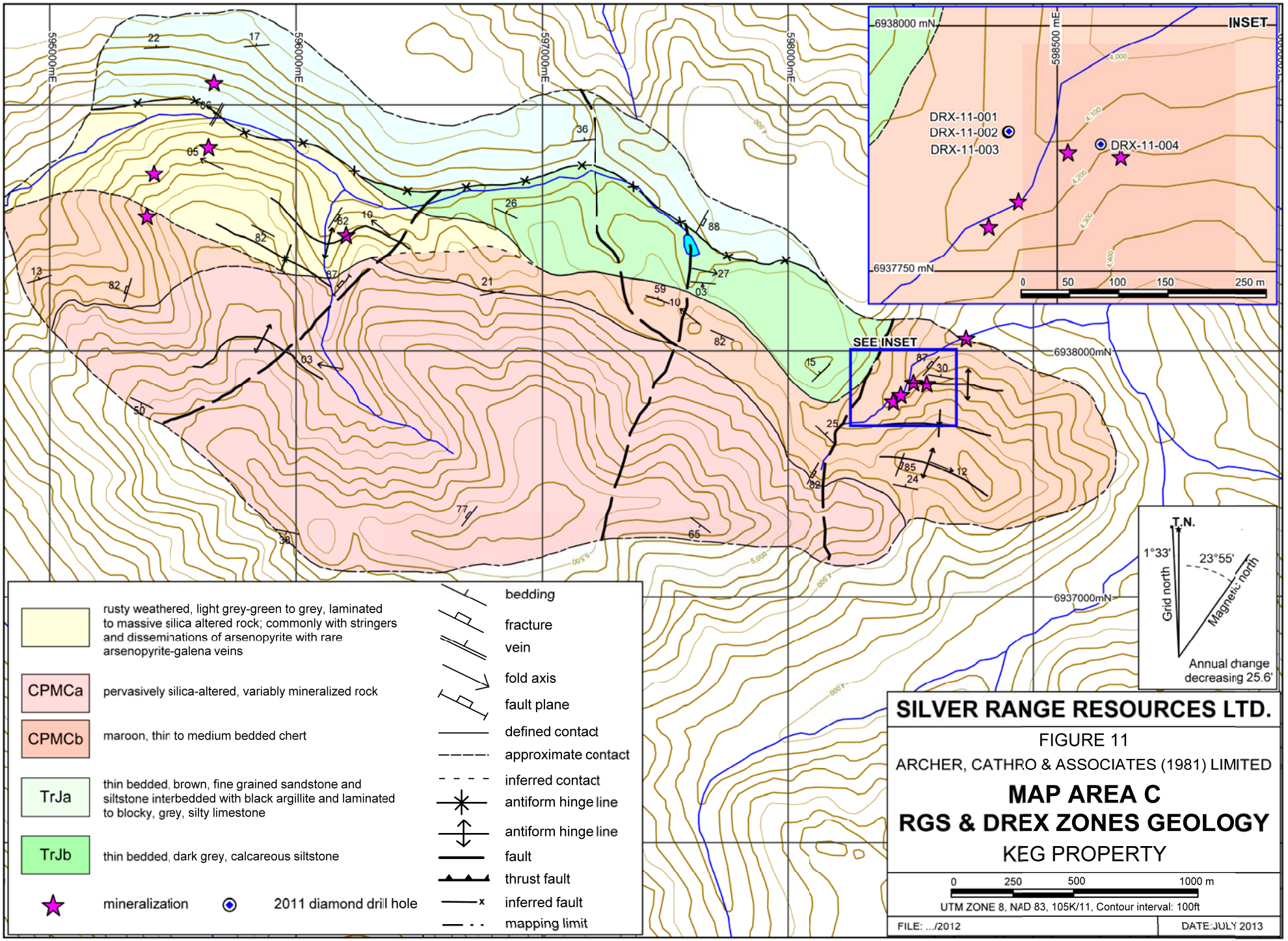
595000mE
596000mE
597000mE
598000mE
6938000mN
6937000mN
INSET
6938000 mN
6937750 mN
598500 mE
DRX-11-001
DRX-11-002
DRX-11-003
DRX-11-004
0 50 100 150 250 m
SEE INSET
T.N.
1°33'
23°55'
Grid north
Magnetic north
Annual change decreasing 25.6'
rusty weathered, light grey-green to grey, laminated to massive silica altered rock; commonly with stringers and disseminations of arsenopyrite with rare arsenopyrite-galena veins
CPMCa
pervasively silica-altered, variably mineralized rock
CPMCb
maroon, thin to medium bedded chert
TrJa
thin bedded, brown, fine grained sandstone and siltstone interbedded with black argillite and laminated to blocky, grey, silty limestone
TrJb
thin bedded, dark grey, calcareous siltstone
mineralization
2011 diamond drill hole
bedding
fracture
vein
fold axis
fault plane
defined contact
approximate contact
inferred contact
antiform hinge line
antiform hinge line
fault
thrust fault
inferred fault
mapping limit
SILVER RANGE RESOURCES LTD.
FIGURE 11
ARCHER, CATHRO & ASSOCIATES (1981) LIMITED
MAP AREA C
RGS & DREX ZONES GEOLOGY
KEG PROPERTY
0 250 500 1000 m
UTM ZONE 8, NAD 83, 105K/11, Contour interval: 100ft
FILE: .../2012
DATE:JULY 2013

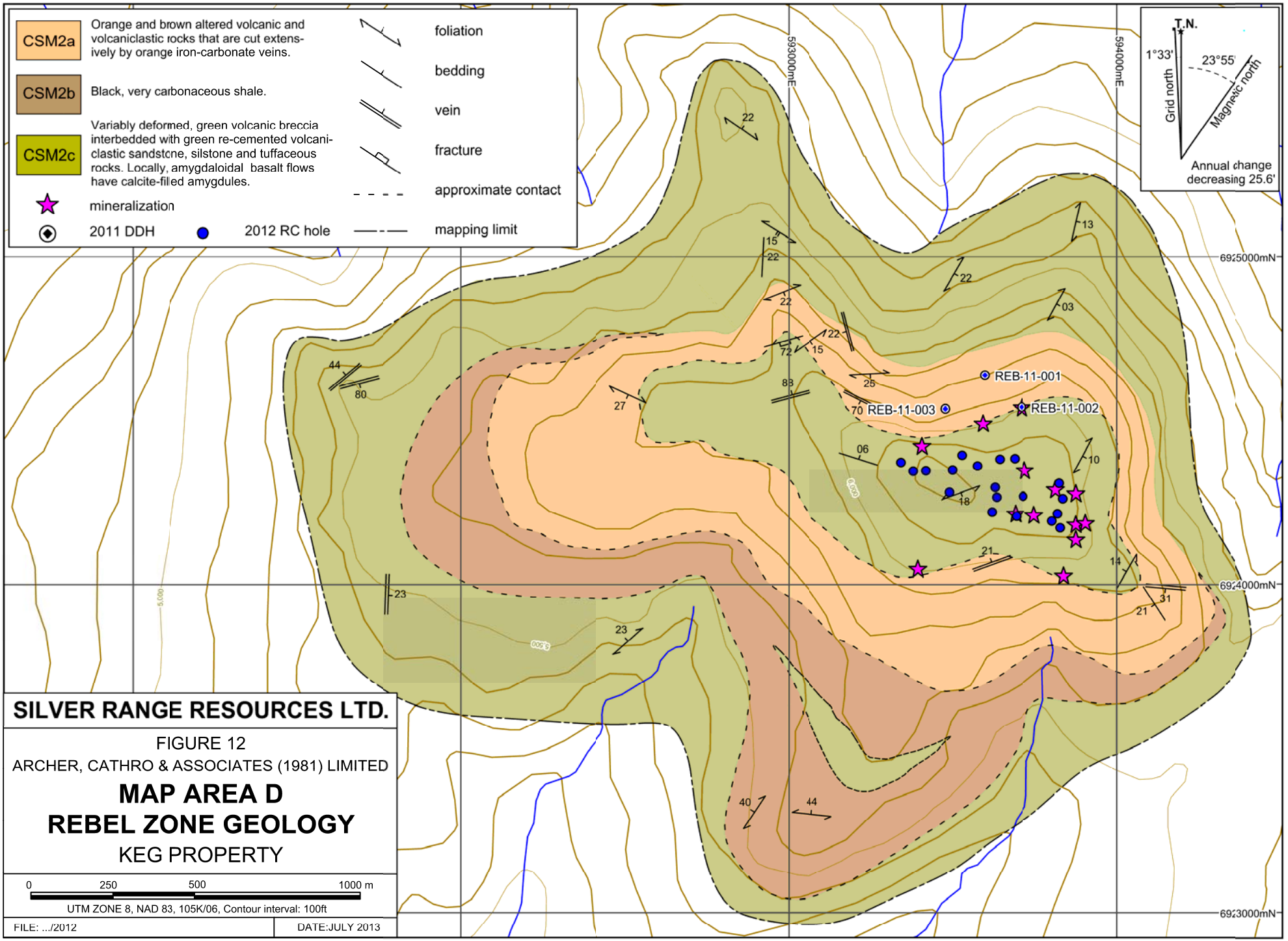
CSM2a
Orange and brown altered volcanic and volcaniclastic rocks that are cut extensively by orange iron-carbonate veins.
CSM2b
Black, very carbonaceous shale.
CSM2c
Variably deformed, green volcanic breccia interbedded with green re-cemented volcaniclastic sandstone, silstone and tuffaceous rocks. Locally, amygdaloidal basalt flows have calcite-filled amygdules.
mineralization
2011 DDH
2012 RC hole
foliation
bedding
vein
fracture
approximate contact
mapping limit
T.N.
1°33'
23°55'
Grid north
Magnetic north
Annual change decreasing 25.6'
593000mE
594000mE
6925000mN
6924000mN
6923000mN
REB-11-001
REB-11-002
REB-11-003
SILVER RANGE RESOURCES LTD.
FIGURE 12
ARCHER, CATHRO & ASSOCIATES (1981) LIMITED
MAP AREA D
REBEL ZONE GEOLOGY
KEG PROPERTY
0 250 500 1000 m
UTM ZONE 8, NAD 83, 105K/06, Contour interval: 100ft
FILE: .../2012
DATE:JULY 2013

HAMMER ZONE
CODY ZONE
CODY SOUTH SHOWING
lamprophyre dykes
KEG PROPERTY BOUNDARY
CIRQUE ZONE
1988 camp
veins
SNAP ZONE
KRIST SHOWING
BUBBLE SHOWING
CREEK SHOWING
quartz vein
DYKE SHOWING
ARSENO SHOWING
RISBY ZONE
chalcedony vein
orange zone
K-70-1
K-70-2
99-01
99-02
99-03
99-04
99-05
99-06
99-07
99-09
RTVZ-1
RTVZ-2
6920000mN
6918000mN
6916000mN
6914000mN
6912000mN
6910000mN
6908000mN
5940000E
5960000E
5980000E
6000000E
6020000E
6040000E
6060000E
6080000E

- Q — Quaternary - alluvium, glacial and glaciofluvial deposits
- 5 — Quartz-feldspar porphyry dykes, rhyolite dykes
- 4 — Intermediate dykes - fine grained andesite dykes to coarse grained hornblende-plagioclase porphyry dykes
- 3(a) — Anvil Batholith - quartz monzonite, granodiorite, minor syenite (a); locally foliated, porphyritic, or muscovite-bearing; minor pegmatite dykes with tourmaline or garnet
- 2 — Calcareous phyllite, schist and gneiss; lesser non-calcarecus or carbonaceous horizons; minor metabasite
- 1 — Non-calcareous phyllite, schist and gneiss; minor andalusite, garnet, staurolite; locally carbonaceous; minor calcareous schist and gneiss; minor metabasite
- Property Boundary
- Extent of 1990 mapping
- Lithological contact
- Inferred fault (movement unknown)
- Bedding (strike and dip)
- Cleavage (strike and dip)
- Mineralization (sampled)
- Historical diamond drill hole

After Robertson & Wallis (1990)

T.N.
1°33'
23°55'
Grid north
Magnetic north
Annual change decreasing 25.6'

0 2.5 5 km
UTM ZONE 8, NAD 83, 105K/06 Contour Interval: 100 ft

SILVER RANGE RESOURCES LTD.

FIGURE 13
ARCHER, CATHRO & ASSOCIATES (1981) LIMITED
MAP AREA E: HAMMER, CODY CIRQUE, SNAP & RISBY ZONES GEOLOGY
KEG PROPERTY

FILE: .../2012
DATE:JULY 2013

SILVER RANGE RESOURCES LTD.

FIGURE 14

ARCHER, CATHRO & ASSOCIATES (1981) LIMITED

ZONE LOCATIONS

KEG PROPERTY

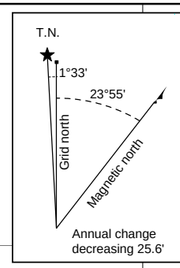

0 5 10 km

UTM ZONE 8, NAD 83, 105K/ 05,06,07,08,09,10,11,12 Contour Interval: 100 ft

FILE: .../2012

DATE: JULY 2013

PAYNE
ZENO
OWL
OWL SW
KEG EAST
KEG MAIN
KEG SOUTH
RGS
DREX
ARCHIMEDES
VENT
EUCLID
MARKS
WELD
REBEL
HAMMER
CODY
CIRQUE
SNAP
ORANGE
RISBY
KU

6940000mN
6930000mN
6920000mN

560000mE
570000mE
580000mE
590000mE
600000mE
610000mE
620000mE
630000mE

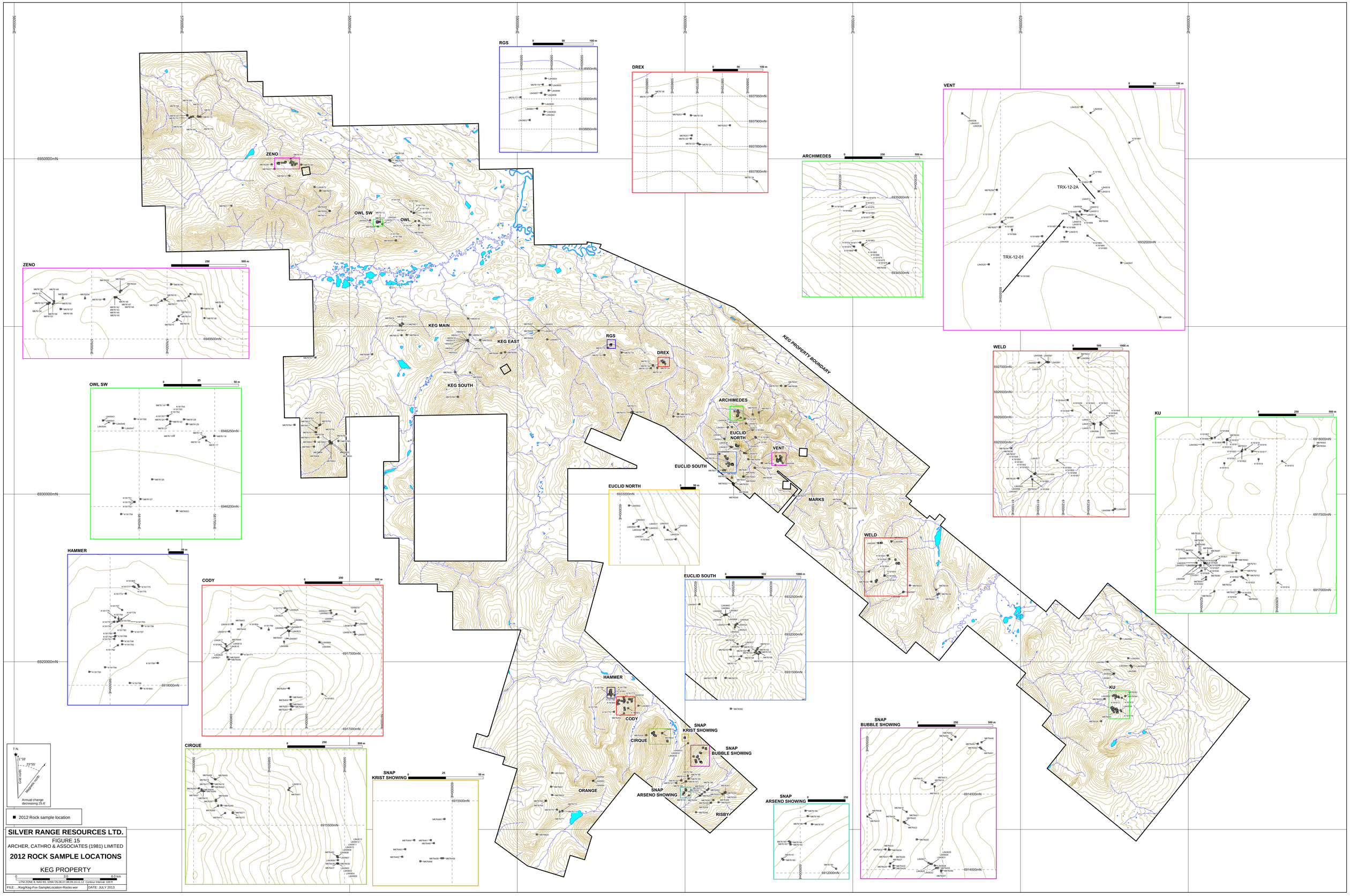

SILVER RANGE RESOURCES LTD.

FIGURE 15

ARCHER, CATHRO & ASSOCIATES (1981) LIMITED

2012 ROCK SAMPLE LOCATIONS

KEG PROPERTY

0 3.0 6.0 km

UTM ZONE 8, NAD 83, 105K/ 05,06,07,08,09,10,11,12 Contour Interval: 100 ft

FILE: .../Keg/Keg-Fxx-SampleLocation-Rocks.wor | DATE: JULY 2013

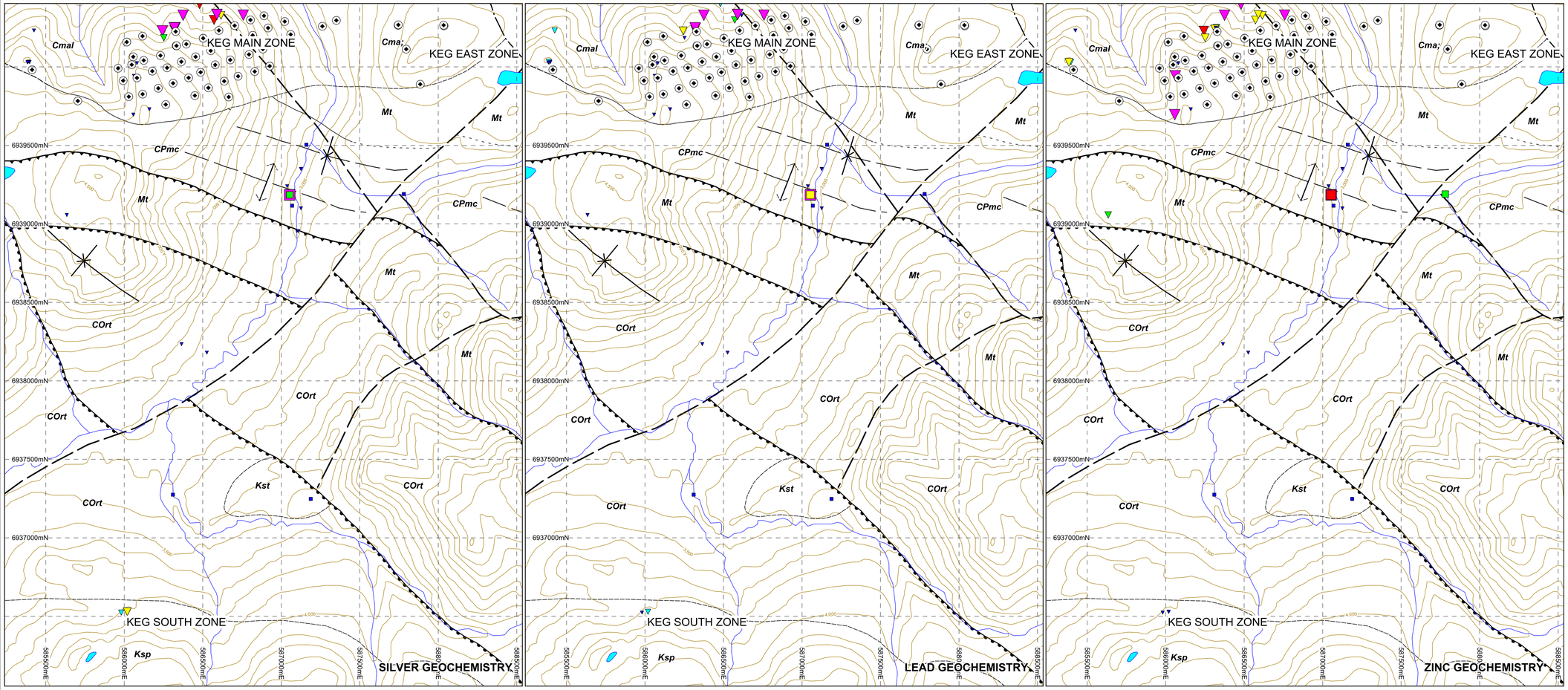

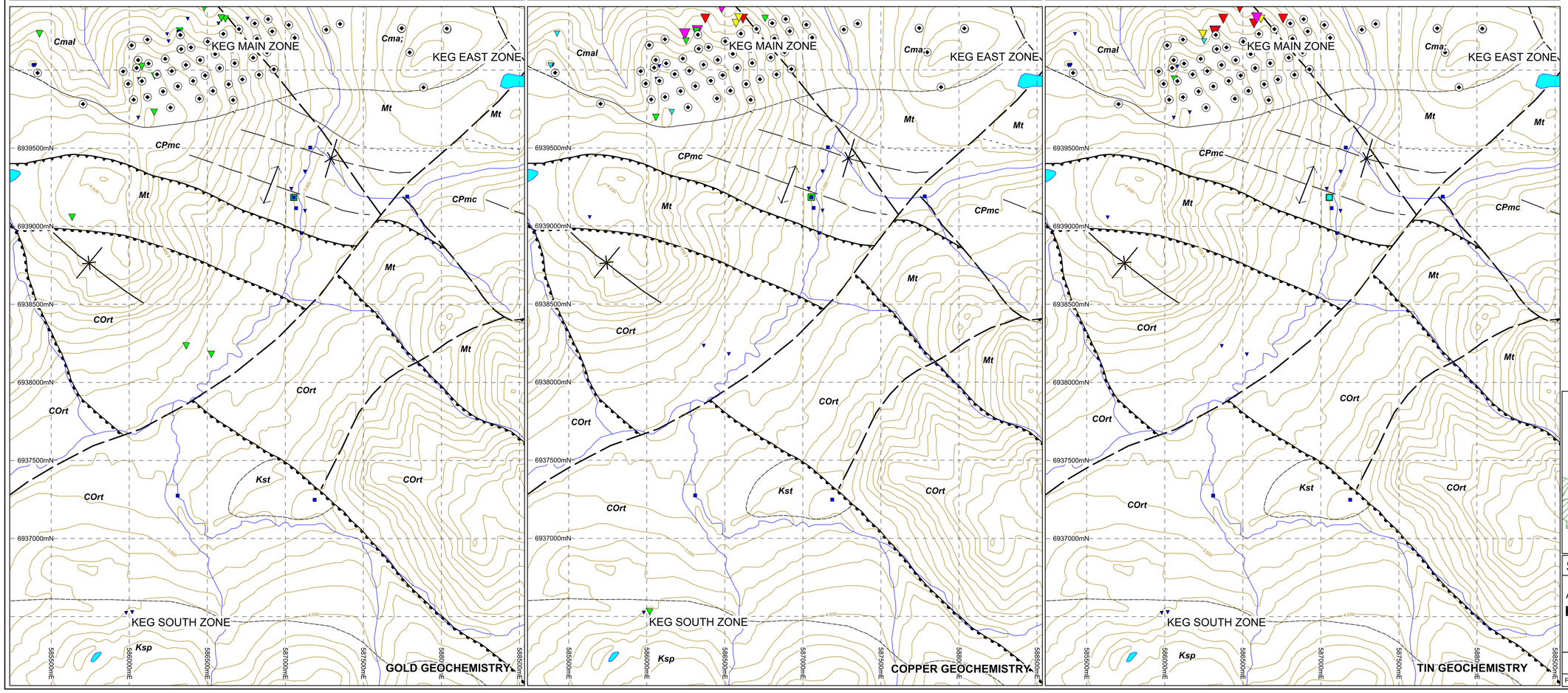

Silver in Rock (g/t)
- ≥ 100
- ≥ 50 < 100
- ≥ 20 < 50
- ≥ 10 < 20
- ≥ 5 < 10
- 0 < 5

Gold in Rock (g/t)
- ≥ 1.0
- ≥ 0.5 < 1.0
- ≥ 0.2 < 0.5
- ≥ 0.1 < 0.2
- ≥ 0.05 < 0.1
- 0 < 0.05

Lead in Rock (ppm)
- ≥ 10000
- ≥ 5000 < 10000
- ≥ 2000 < 5000
- ≥ 1000 < 2000
- ≥ 500 < 1000
- 0 < 500

Copper in Rock (ppm)
- ≥ 10000
- ≥ 5000 < 10000
- ≥ 2000 < 5000
- ≥ 1000 < 2000
- ≥ 500 < 1000
- 0 < 500

Zinc in Rock (ppm)
- ≥20000
- ≥ 10000 < 20000
- ≥ 5000 < 10000
- ≥ 2000 < 5000
- ≥ 1000 < 2000
- 0 < 1000

Tin in Rock (ppm)
- ≥ 2000
- ≥ 1000 < 2000
- ≥ 500 < 1000
- ≥ 200 < 500
- ≥ 100 < 200
- 0 < 100

- 2012 Rock sample
- Historical rock sample
- Diamond drill hole

See Figure 7 for geology legend

NOTE: Peak threshold values are property-wide, not Keg Zones specific.

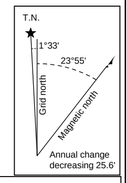

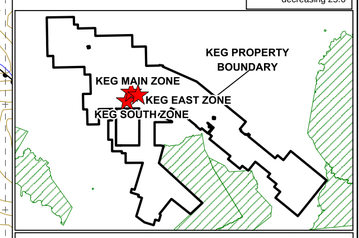

SILVER RANGE RESOURCES LTD.

FIGURE 16
ARCHER, CATHRO & ASSOCIATES (1981) LIMITED

KEG MAIN, EAST & SOUTH ZONES ROCK GEOCHEMISTRY

KEG PROPERTY

0 500 1.0 km

UTM ZONE 8, NAD 83, 105K/ 05,06,07,08,09,10,11,12 Contour Interval: 100 ft

FILE: .../Keg/Keg-Fxx-Geochem-Rocks-Keg.wor

DATE: JULY 2013

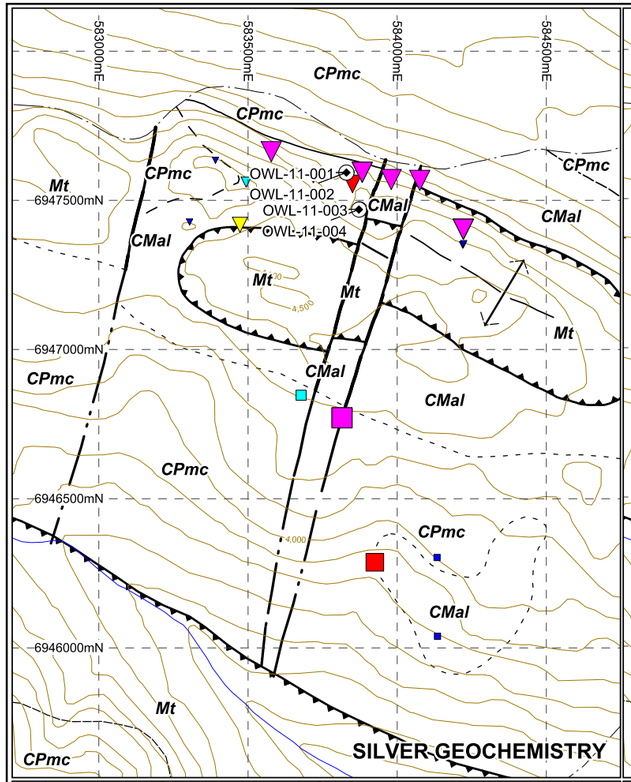

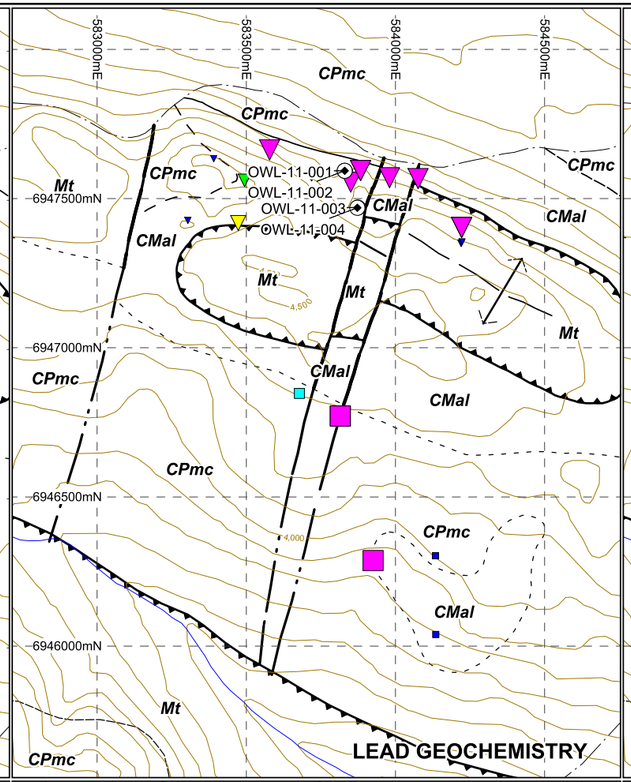

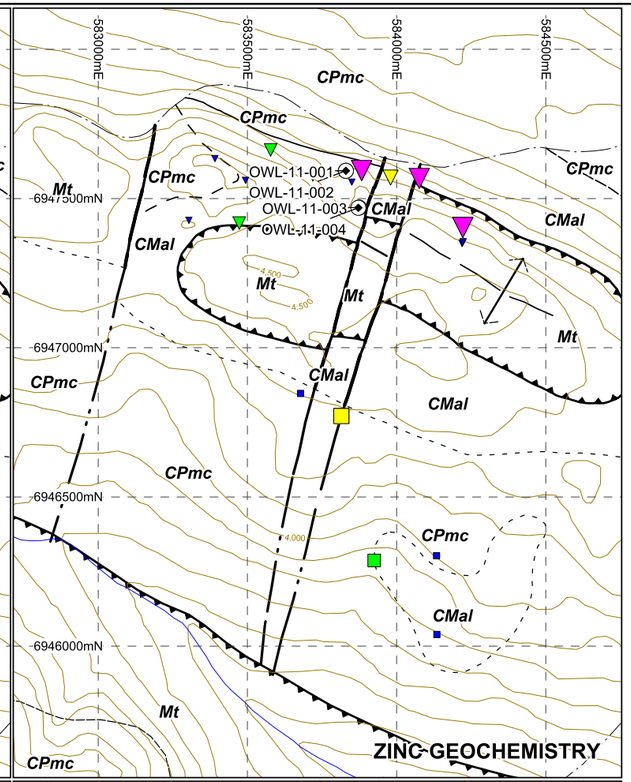

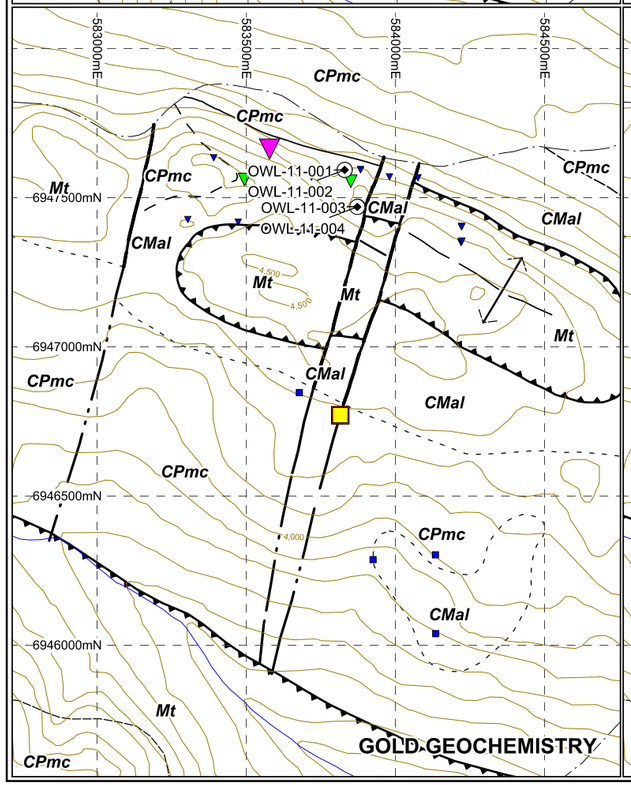

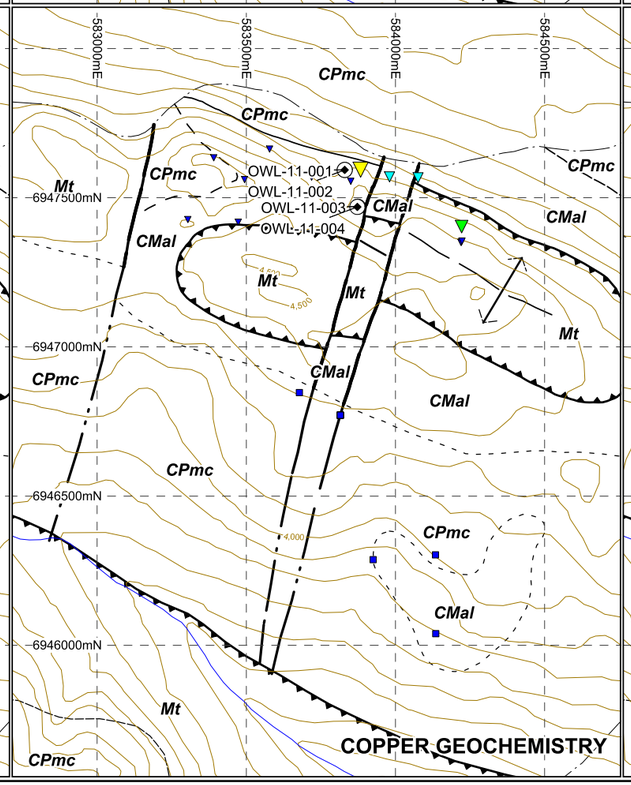

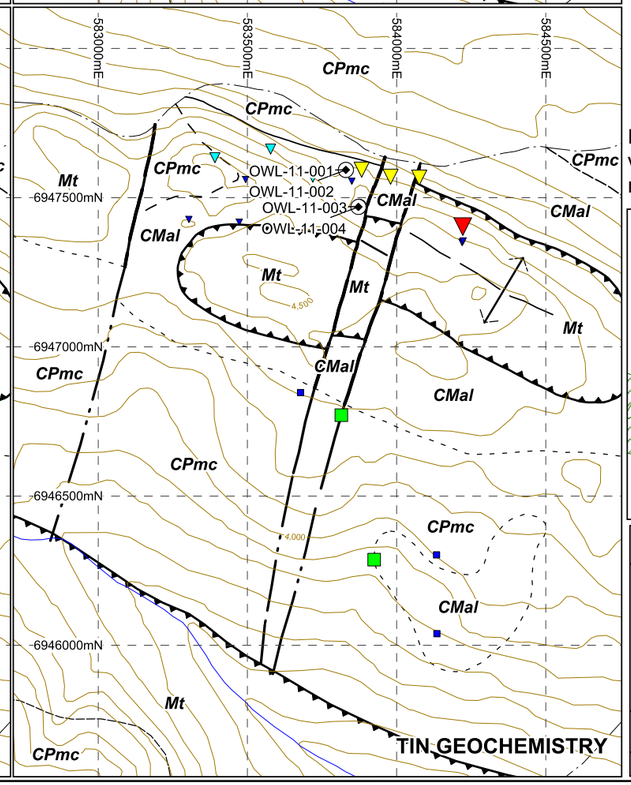

Silver in Rock (g/t)
- ≥ 100
- ≥ 50 < 100
- ≥ 20 < 50
- ≥ 10 < 20
- ≥ 5 < 10
- 0 < 5

Gold in Rock (g/t)
- ≥ 1.0
- ≥ 0.5 < 1.0
- ≥ 0.2 < 0.5
- ≥ 0.1 < 0.2
- ≥ 0.05 < 0.1
- 0 < 0.05

Lead in Rock (ppm)
- ≥ 10000
- ≥ 5000 < 10000
- ≥ 2000 < 5000
- ≥ 1000 < 2000
- ≥ 500 < 1000
- 0 < 500

Copper in Rock (ppm)
- ≥ 10000
- ≥ 5000 < 10000
- ≥ 2000 < 5000
- ≥ 1000 < 2000
- ≥ 500 < 1000
- 0 < 500

Zinc in Rock (ppm)
- ≥20000
- ≥ 10000 < 20000
- ≥ 5000 < 10000
- ≥ 2000 < 5000
- ≥ 1000 < 2000
- 0 < 1000

Tin in Rock (ppm)
- ≥ 2000
- ≥ 1000 < 2000
- ≥ 500 < 1000
- ≥ 200 < 500
- ≥ 100 < 200
- 0 < 100

- 2012 Rock sample
- Historical rock sample
- Diamond drill hole

See Figure 7 for geology legend

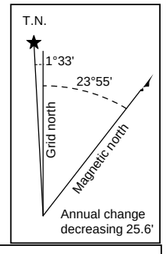

NOTE: Peak threshold values are property-wide, not Owl Zone specific.

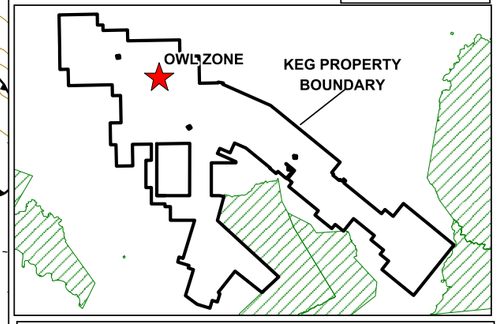

SILVER RANGE RESOURCES LTD.

FIGURE 17
ARCHER, CATHRO & ASSOCIATES (1981) LIMITED

OWL ZONE
ROCK GEOCHEMISTRY
KEG PROPERTY

0 0.5 1.0 km
UTM ZONE 8, NAD 83, 105K/ 05,06,07,08,09,10,11,12 Contour Interval: 100 ft

FILE: .../Keg/Keg-Fxx-Geochem-Rocks-Owl.wor | DATE: JULY 2013

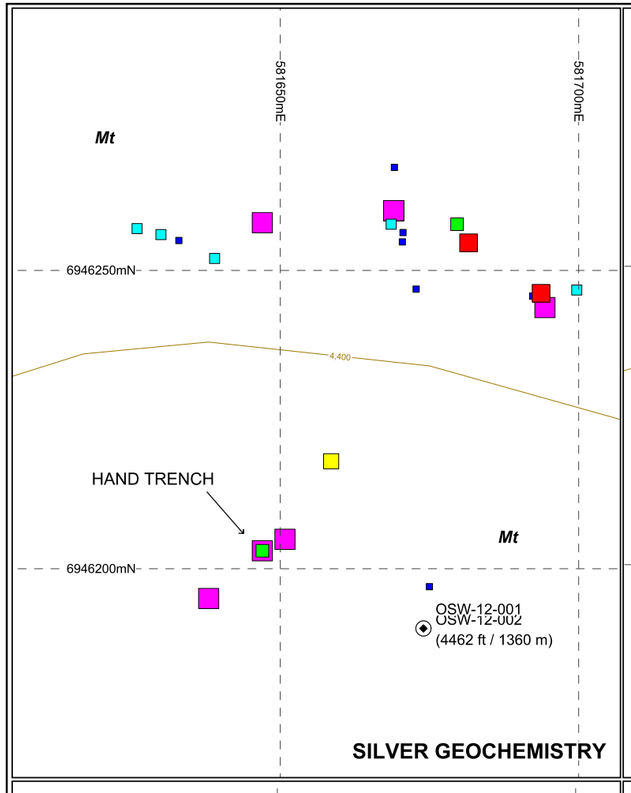

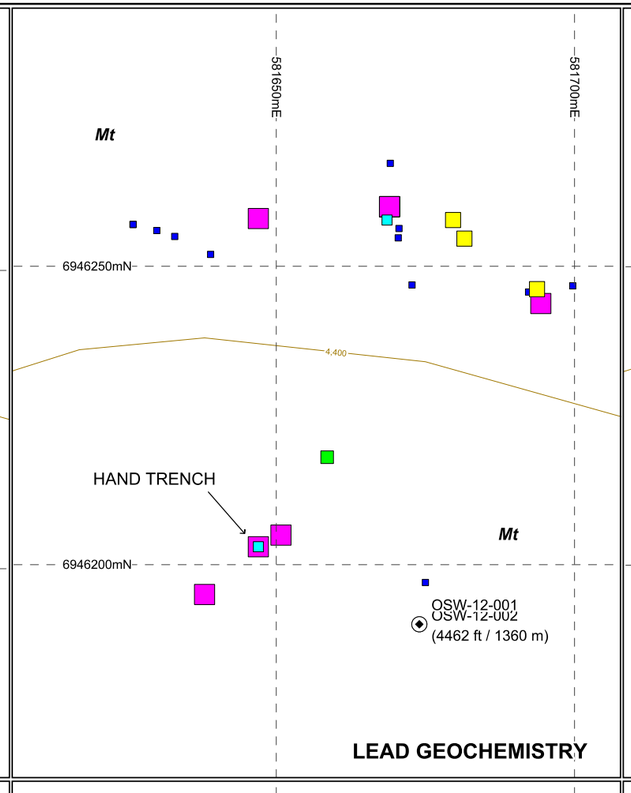

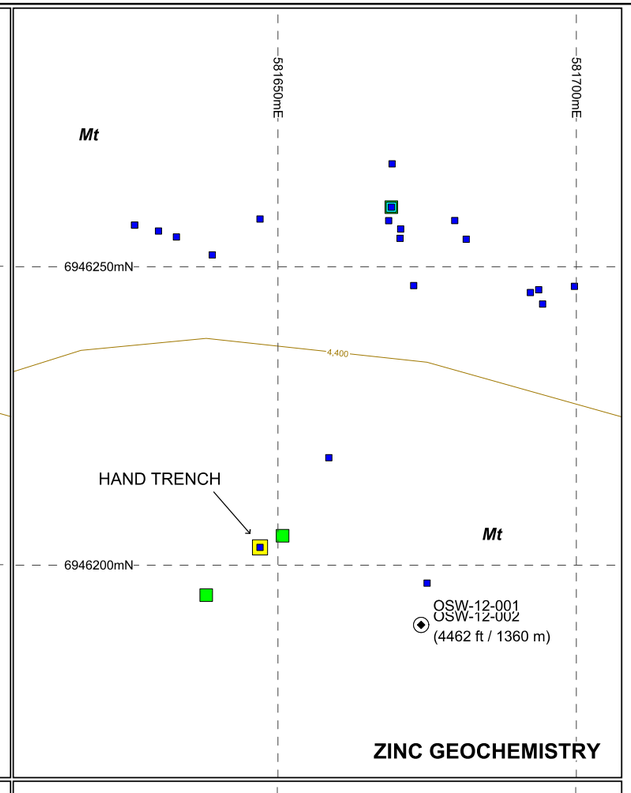

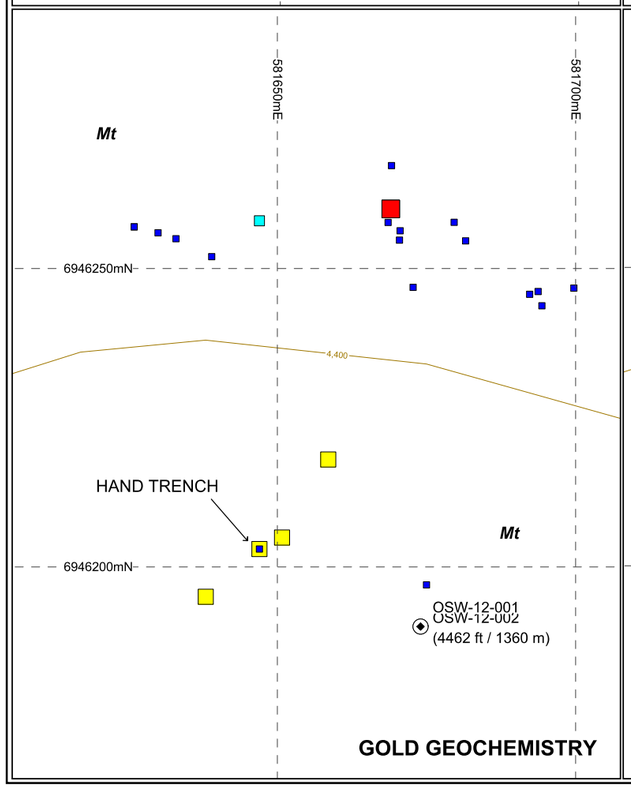

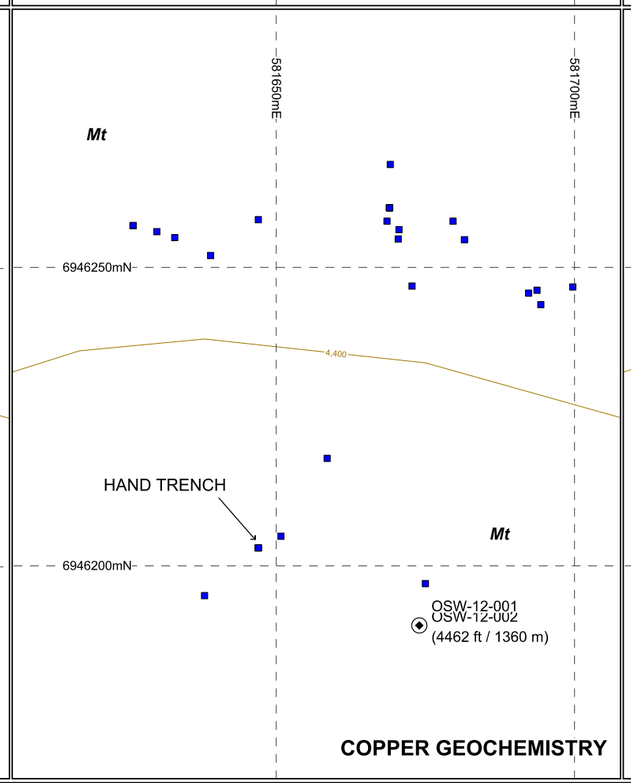



Silver in Rock (g/t)
- ≥ 100
- ≥ 50 < 100
- ≥ 20 < 50
- ≥ 10 < 20
- ≥ 5 < 10
- 0 < 5

Gold in Rock (g/t)
- ≥ 1.0
- ≥ 0.5 < 1.0
- ≥ 0.2 < 0.5
- ≥ 0.1 < 0.2
- ≥ 0.05 < 0.1
- 0 < 0.05

Lead in Rock (ppm)
- ≥ 10000
- ≥ 5000 < 10000
- ≥ 2000 < 5000
- ≥ 1000 < 2000
- ≥ 500 < 1000
- 0 < 500

Copper in Rock (ppm)
- ≥ 10000
- ≥ 5000 < 10000
- ≥ 2000 < 5000
- ≥ 1000 < 2000
- ≥ 500 < 1000
- 0 < 500

Zinc in Rock (ppm)
- ≥20000
- ≥ 10000 < 20000
- ≥ 5000 < 10000
- ≥ 2000 < 5000
- ≥ 1000 < 2000
- 0 < 1000

Tin in Rock (ppm)
- ≥ 2000
- ≥ 1000 < 2000
- ≥ 500 < 1000
- ≥ 200 < 500
- ≥ 100 < 200
- 0 < 100

- 2012 Rock sample
- Historical rock sample
- Diamond drill hole

See Figure 7 for geology legend

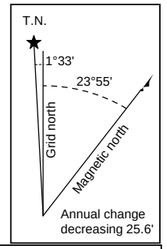

NOTE: Peak threshold values are property-wide, not Owl Southwest Zone specific.

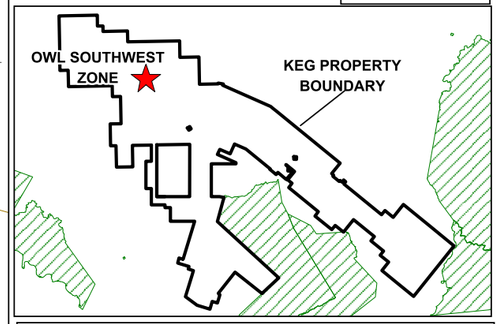

SILVER RANGE RESOURCES LTD.

FIGURE 18

ARCHER, CATHRO & ASSOCIATES (1981) LIMITED

OWL SOUTHWEST ZONE ROCK GEOCHEMISTRY

KEG PROPERTY

0 125 250 m

UTM ZONE 8, NAD 83, 105K/ 05,06,07,08,09,10,11,12 Contour Interval: 100 ft

FILE: .../Keg/Keg-Fxx-Geochem-Rocks-OwlSW.wor | DATE: JULY 2013

SILVER GEOCHEMISTRY

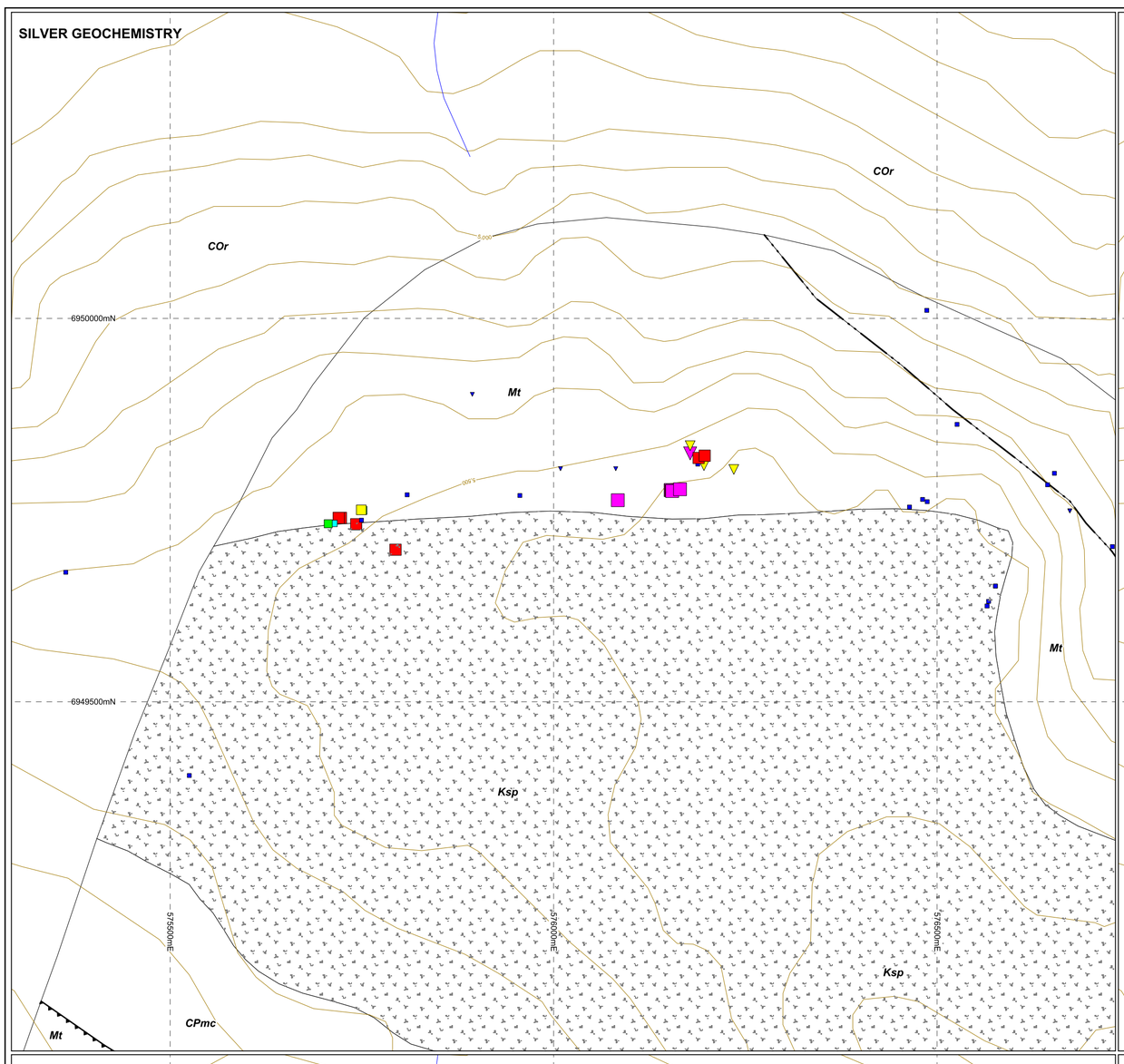

GOLD GEOCHEMISTRY

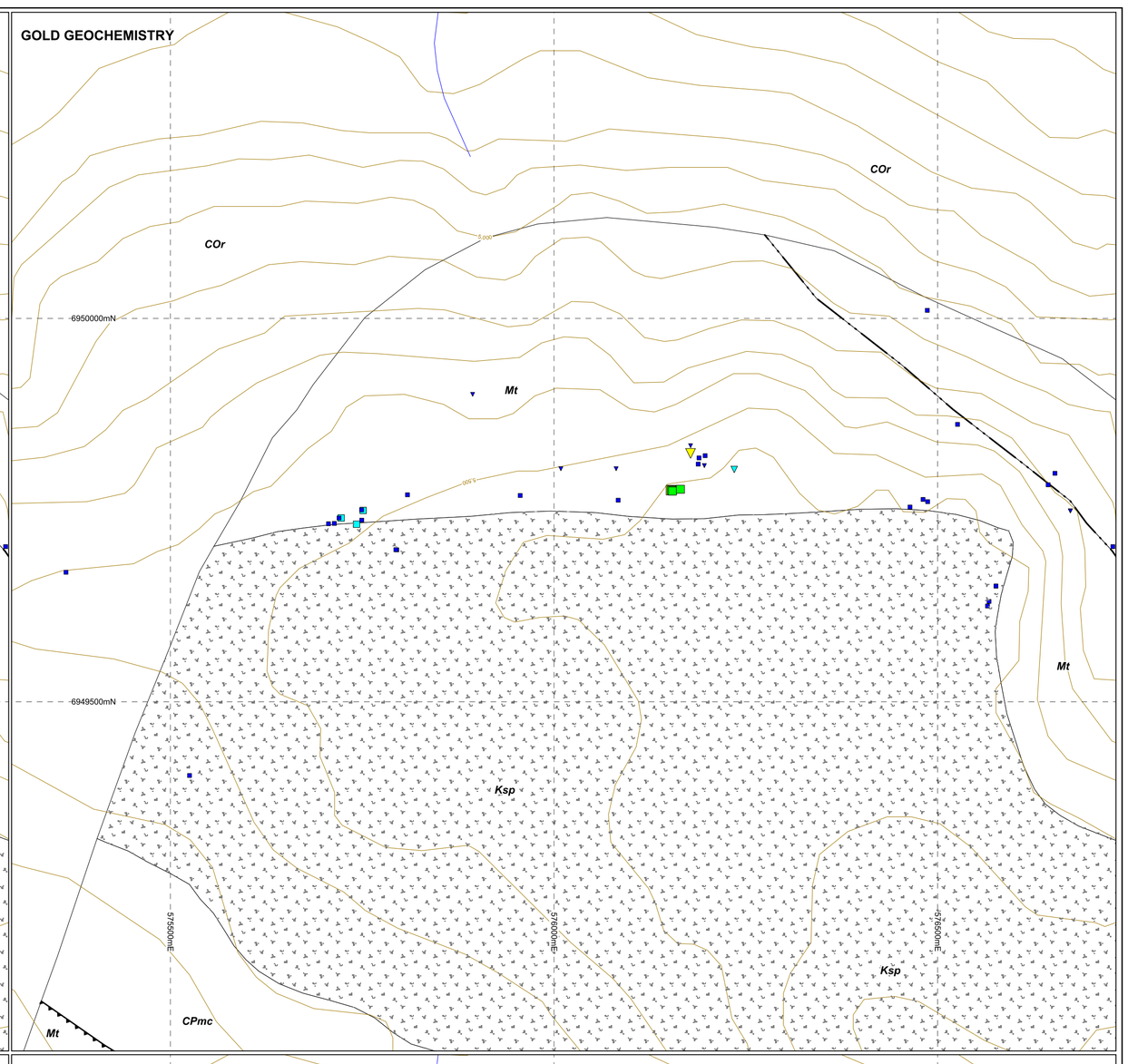

LEAD GEOCHEMISTRY

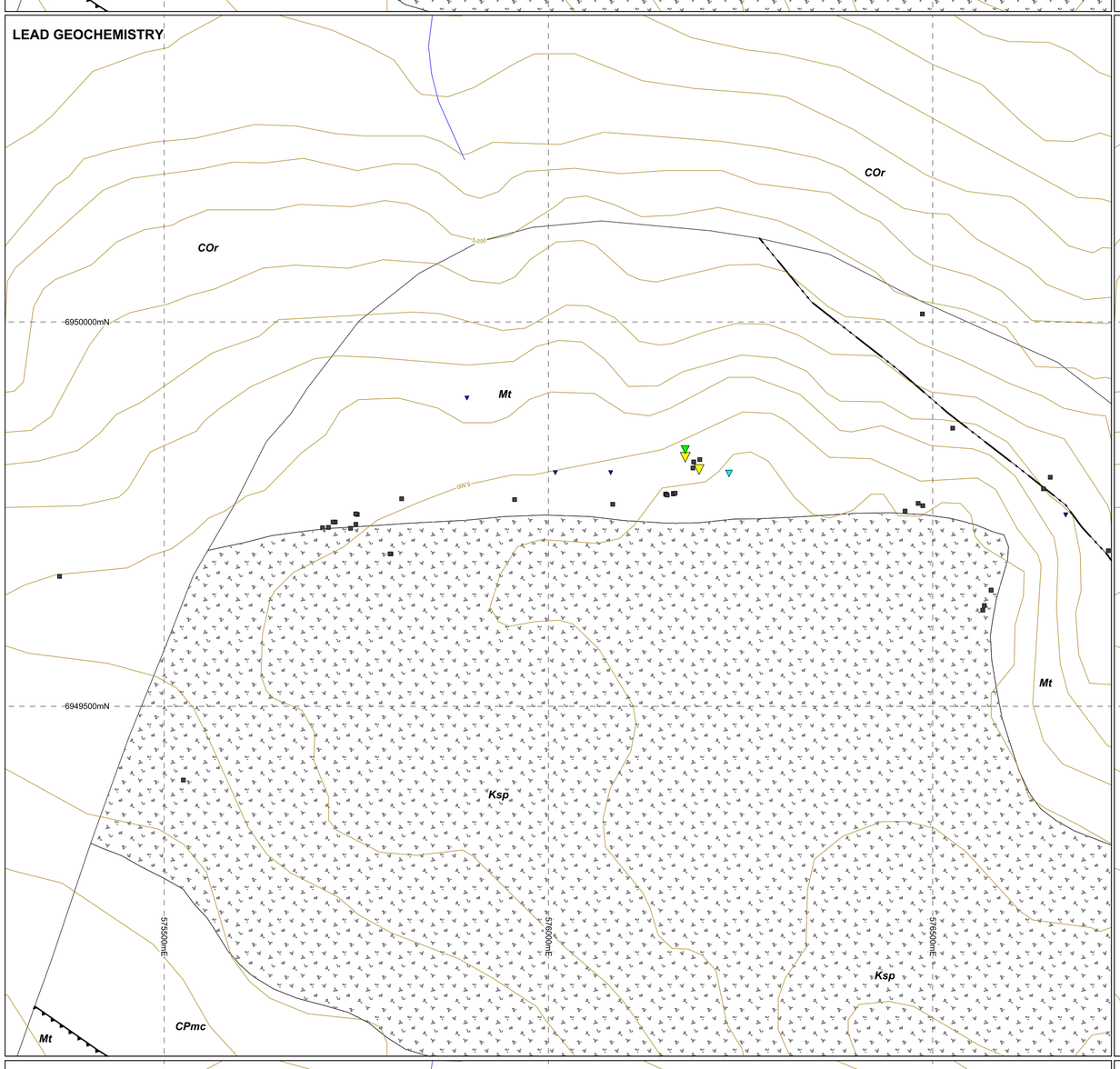

COPPER GEOCHEMISTRY

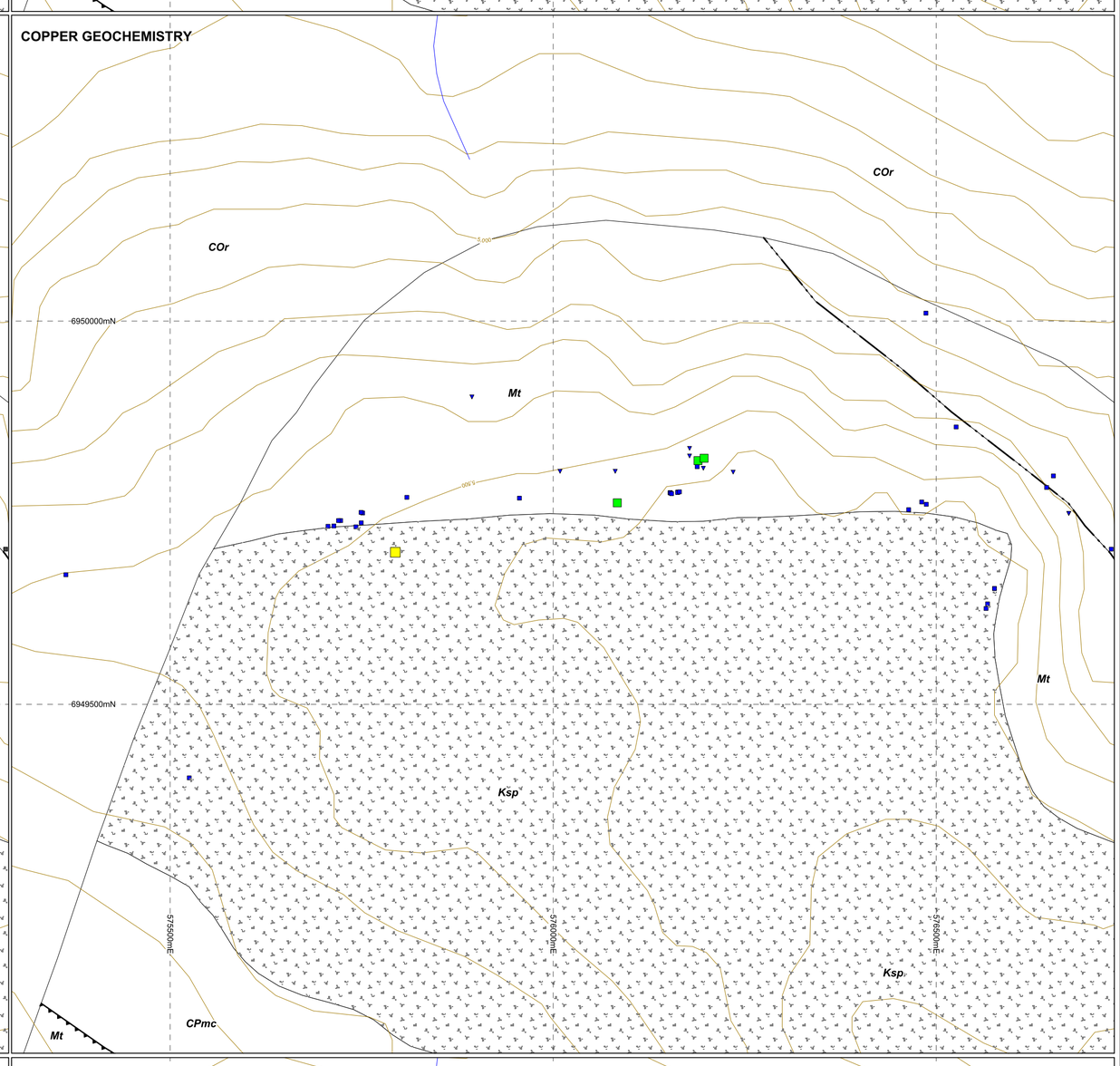

ZINC GEOCHEMISTRY

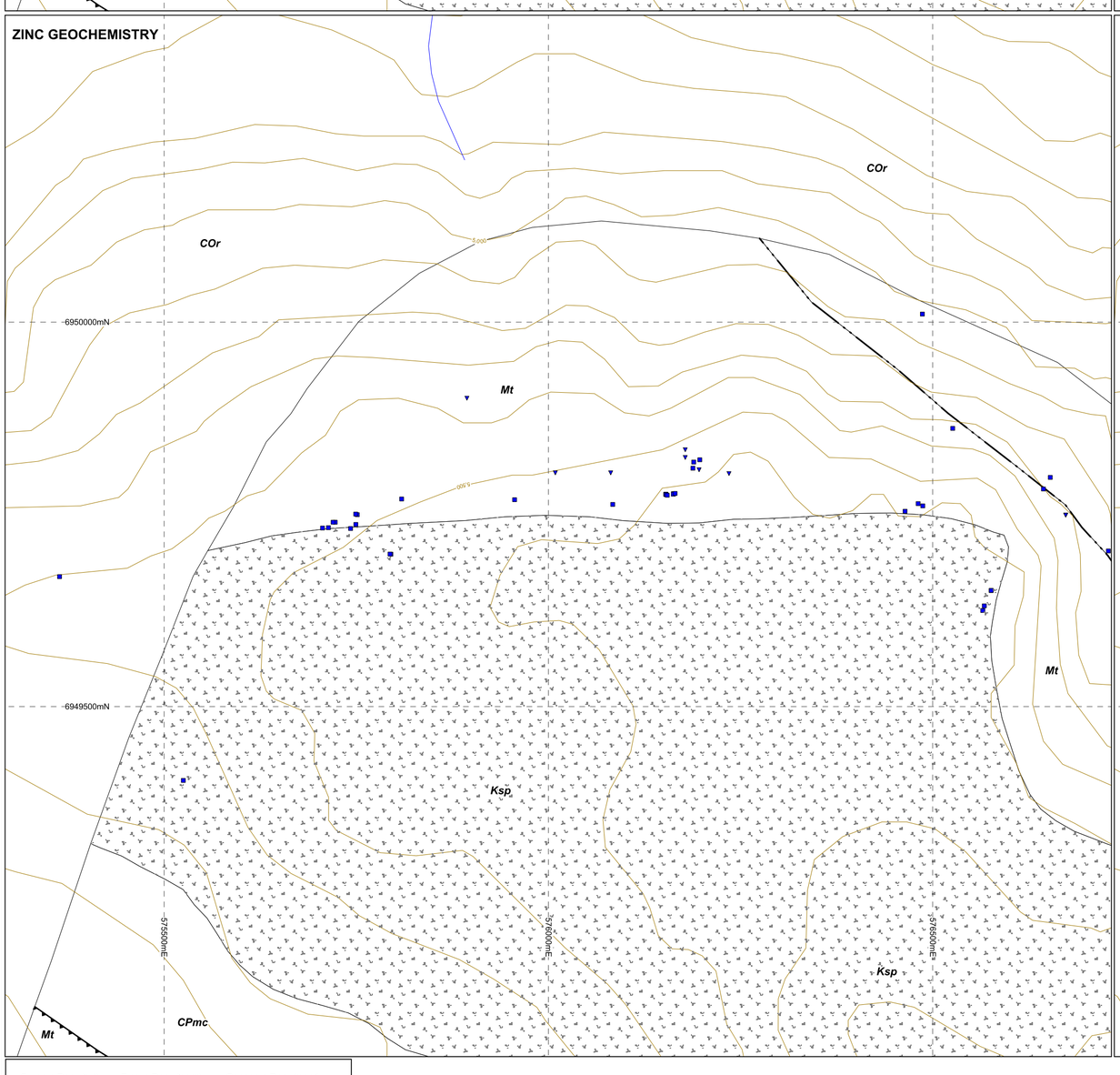

TIN GEOCHEMISTRY

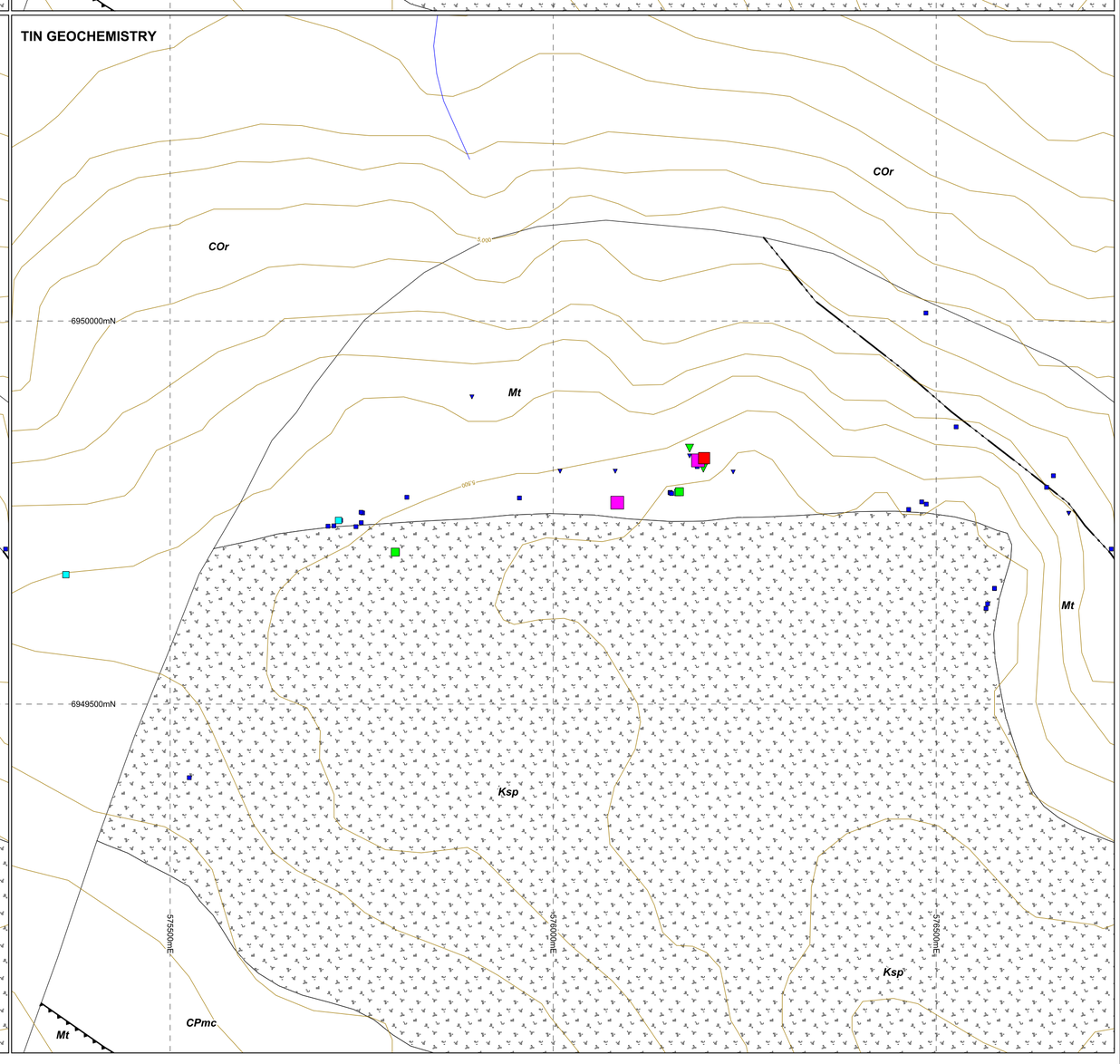

Silver in Rock (g/t)

- ≥ 100
- ≥ 50 < 100
- ≥ 20 < 50
- ≥ 10 < 20
- ≥ 5 < 10
- 0 < 5

Zinc in Rock (ppm)

- ≥20000
- ≥ 10000 < 20000
- ≥ 5000 < 10000
- ≥ 2000 < 5000
- ≥ 1000 < 2000
- 0 < 1000

Copper in Rock (ppm)

- ≥ 10000
- ≥ 5000 < 10000
- ≥ 2000 < 5000
- ≥ 1000 < 2000
- ≥ 500 < 1000
- 0 < 500

Lead in Rock (ppm)

- ≥ 10000
- ≥ 5000 < 10000
- ≥ 2000 < 5000
- ≥ 1000 < 2000
- ≥ 500 < 1000
- 0 < 500

Gold in Rock (g/t)

- ≥ 1.0
- ≥ 0.5 < 1.0
- ≥ 0.2 < 0.5
- ≥ 0.1 < 0.2
- ≥ 0.05 < 0.1
- 0 < 0.05

Tin in Rock (ppm)

- ≥ 2000
- ≥ 1000 < 2000
- ≥ 500 < 1000
- ≥ 200 < 500
- ≥ 100 < 200
- 0 < 100

See Figure 7 for geology legend

- 2012 Rock sample
- Historical rock sample

NOTE: Peak threshold values are property-wide, not Zeno Zone specific.

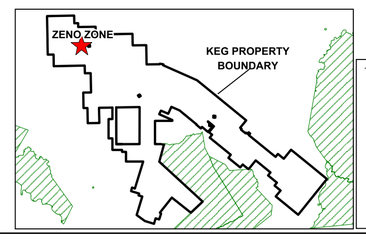

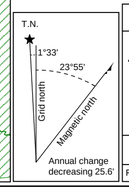

SILVER RANGE RESOURCES LTD.

FIGURE 19

ARCHER, CATHRO & ASSOCIATES (1981) LIMITED

ZENO ZONE
ROCK GEOCHEMISTRY

KEG PROPERTY

0 125 250 m

UTM ZONE 8, NAD 83, 105K/ 05,06,07,08,09,10,11,12 Contour Interval: 100 ft

FILE: .../Keg/Keg-Fxx-Geochem-Rocks-Zeno.wor

DATE: JULY 2013

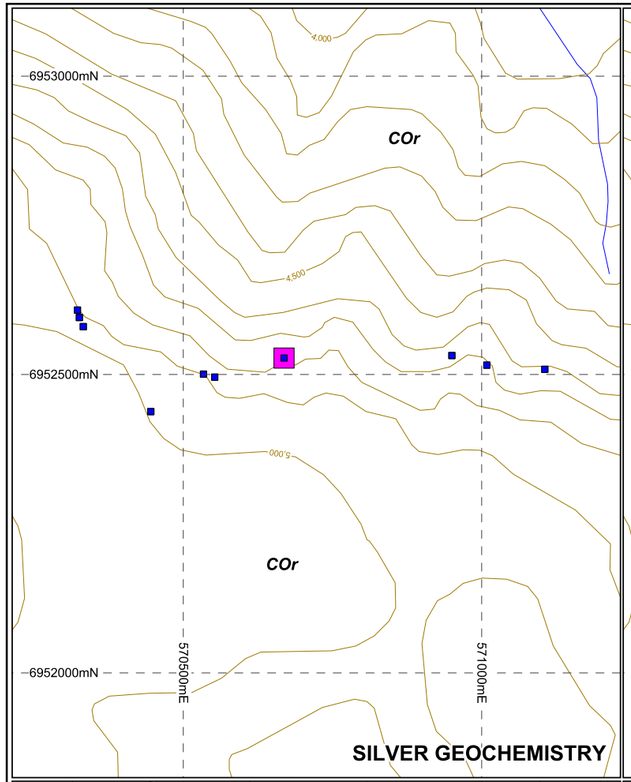

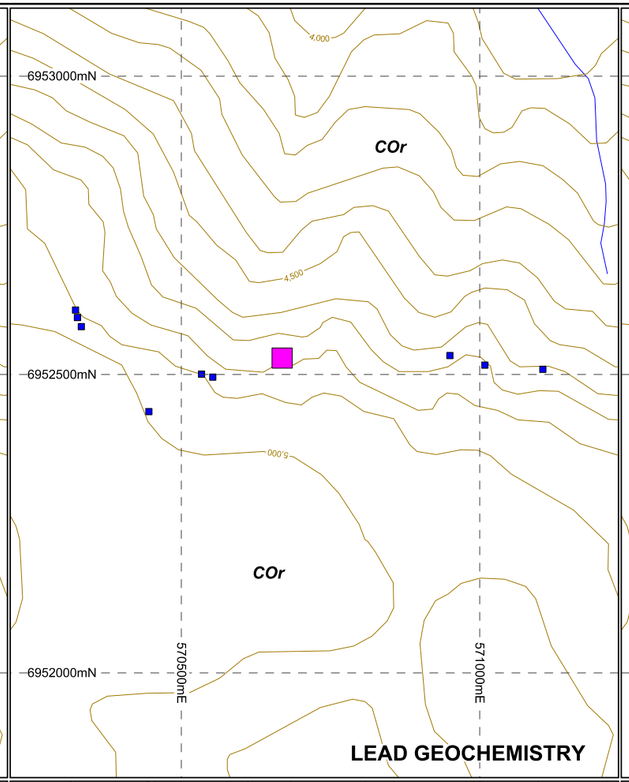

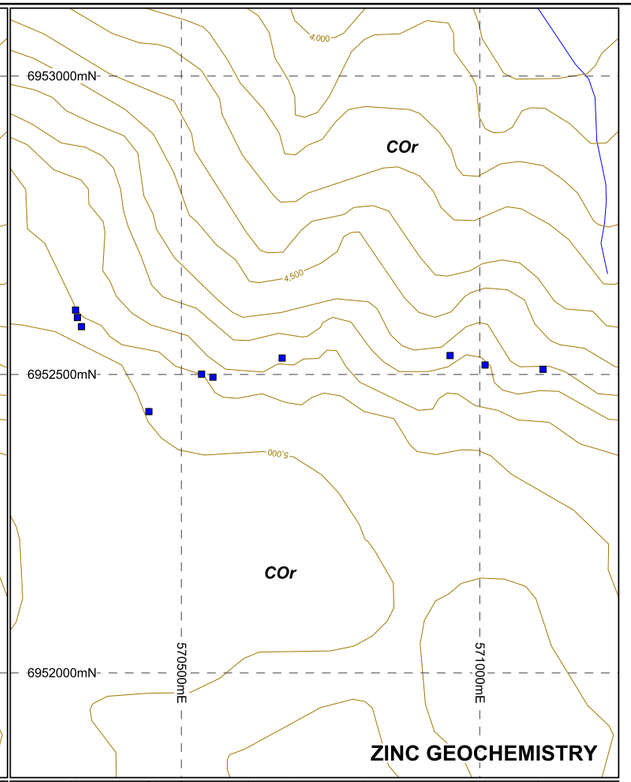

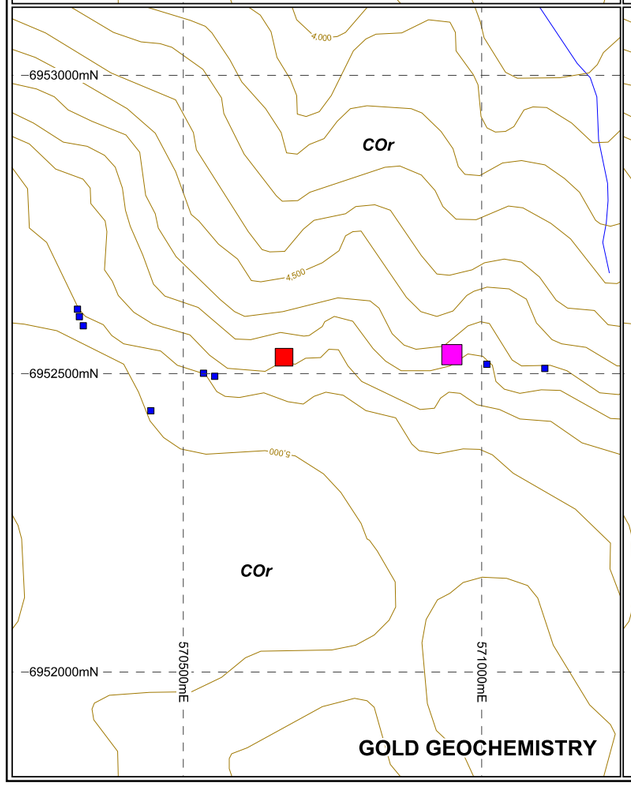

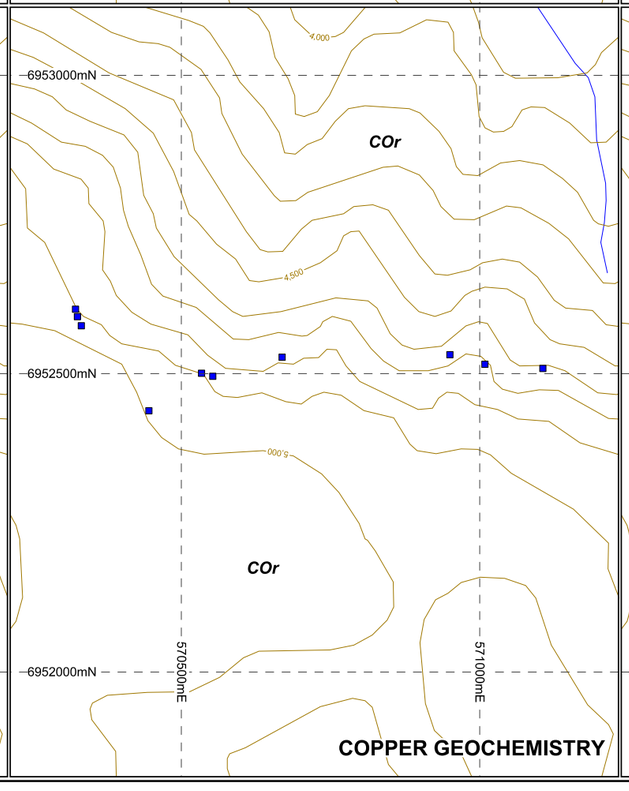

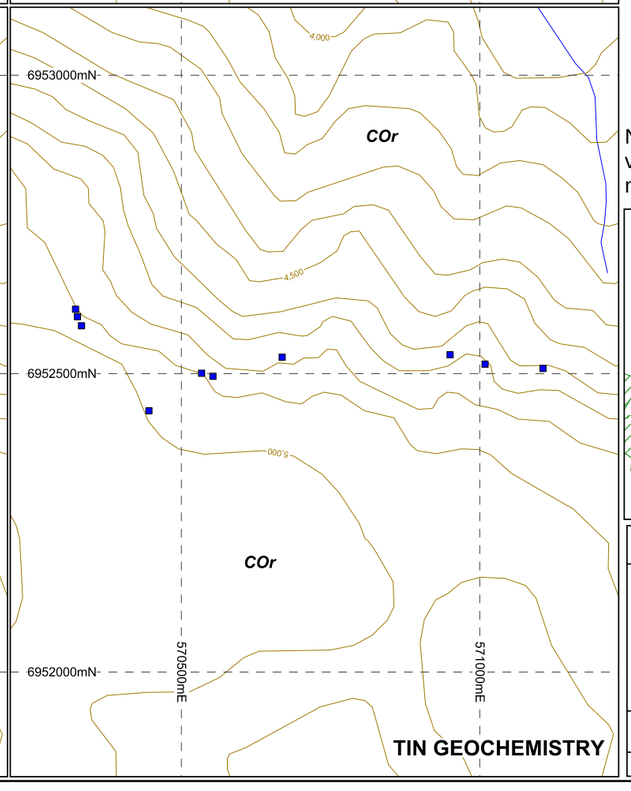

Silver in Rock (g/t)
- ≥ 100
- ≥ 50 < 100
- ≥ 20 < 50
- ≥ 10 < 20
- ≥ 5 < 10
- 0 < 5

Gold in Rock (g/t)
- ≥ 1.0
- ≥ 0.5 < 1.0
- ≥ 0.2 < 0.5
- ≥ 0.1 < 0.2
- ≥ 0.05 < 0.1
- 0 < 0.05

Lead in Rock (ppm)
- ≥ 10000
- ≥ 5000 < 10000
- ≥ 2000 < 5000
- ≥ 1000 < 2000
- ≥ 500 < 1000
- 0 < 500

Copper in Rock (ppm)
- ≥ 10000
- ≥ 5000 < 10000
- ≥ 2000 < 5000
- ≥ 1000 < 2000
- ≥ 500 < 1000
- 0 < 500

Zinc in Rock (ppm)
- ≥20000
- ≥ 10000 < 20000
- ≥ 5000 < 10000
- ≥ 2000 < 5000
- ≥ 1000 < 2000
- 0 < 1000

Tin in Rock (ppm)
- ≥ 2000
- ≥ 1000 < 2000
- ≥ 500 < 1000
- ≥ 200 < 500
- ≥ 100 < 200
- 0 < 100

- 2012 Rock sample
- Historical rock sample
- Diamond drill hole

See Figure 7 for geology legend

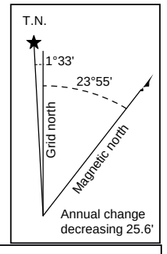

NOTE: Peak threshold values are property-wide, not Payne Zone specific.

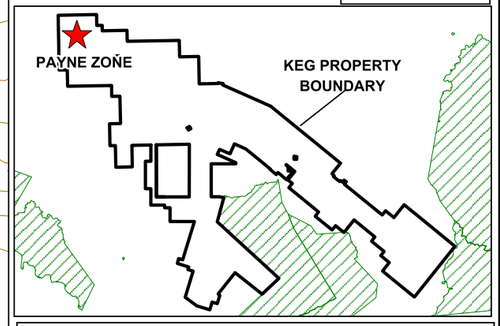

SILVER RANGE RESOURCES LTD.

FIGURE 20
ARCHER, CATHRO & ASSOCIATES (1981) LIMITED

PAYNE ZONE
ROCK GEOCHEMISTRY
KEG PROPERTY

0 250 500 m

UTM ZONE 8, NAD 83, 105K/ 05,06,07,08,09,10,11,12 Contour Interval: 100 ft

FILE: .../Keg/Keg-Fxx-Geochem-Rocks-KegNW.wor

DATE: JULY 2013

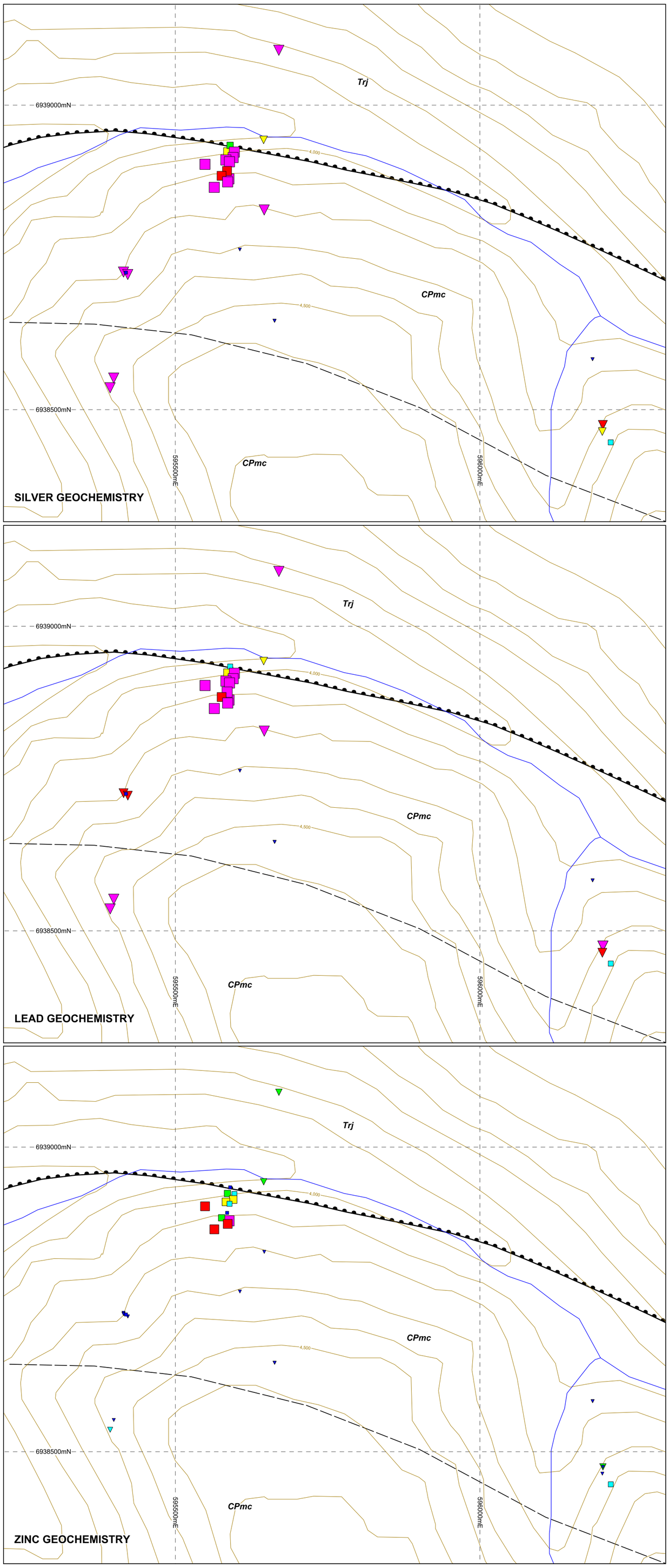

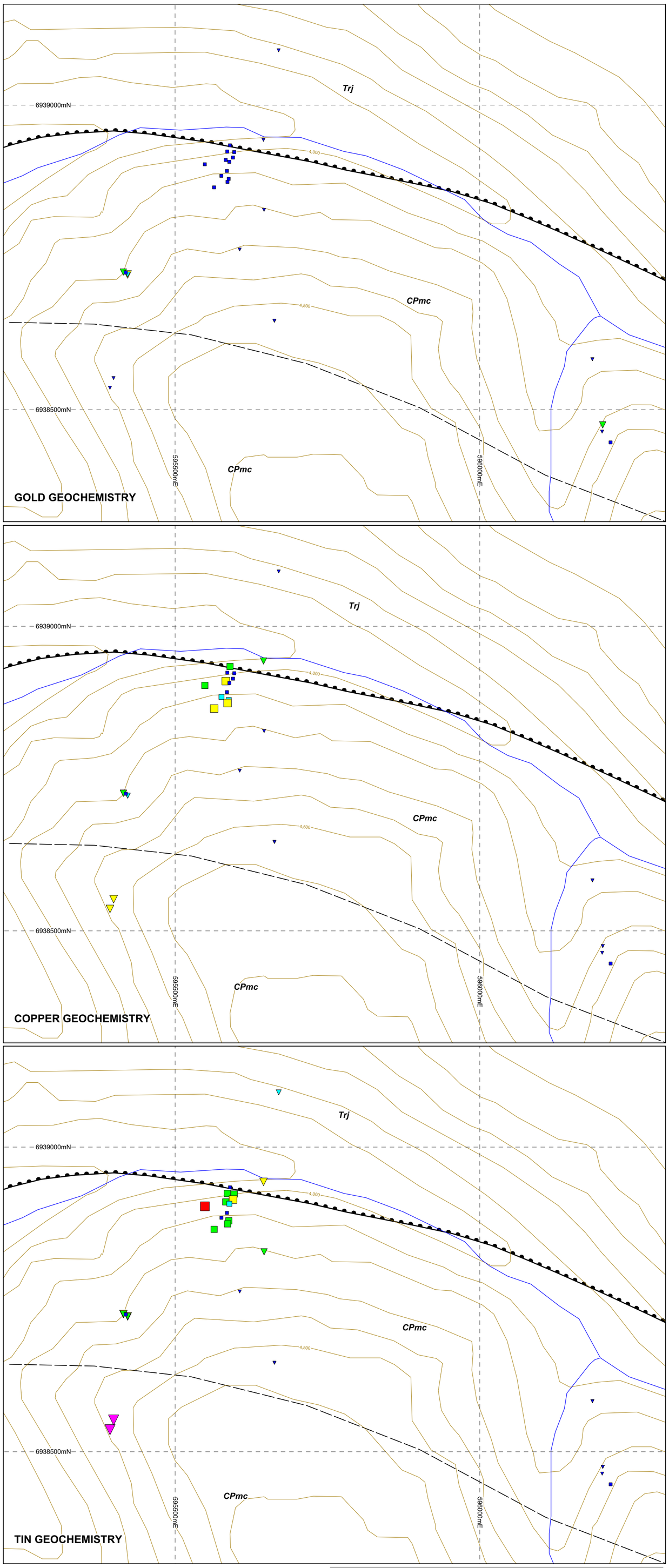

Silver in Rock (g/t)
- ≥ 100
- ≥ 50 < 100
- ≥ 20 < 50
- ≥ 10 < 20
- ≥ 5 < 10
- 0 < 5

Zinc in Rock (ppm)
- ≥20000
- ≥ 10000 < 20000
- ≥ 5000 < 10000
- ≥ 2000 < 5000
- ≥ 1000 < 2000
- 0 < 1000

Copper in Rock (ppm)
- ≥ 10000
- ≥ 5000 < 10000
- ≥ 2000 < 5000
- ≥ 1000 < 2000
- ≥ 500 < 1000
- 0 < 500

Lead in Rock (ppm)
- ≥ 10000
- ≥ 5000 < 10000
- ≥ 2000 < 5000
- ≥ 1000 < 2000
- ≥ 500 < 1000
- 0 < 500

Gold in Rock (g/t)
- ≥ 1.0
- ≥ 0.5 < 1.0
- ≥ 0.2 < 0.5
- ≥ 0.1 < 0.2
- ≥ 0.05 < 0.1
- 0 < 0.05

Tin in Rock (ppm)
- ≥ 2000
- ≥ 1000 < 2000
- ≥ 500 < 1000
- ≥ 200 < 500
- ≥ 100 < 200
- 0 < 100

See Figure 7 for geology legend

- 2012 Rock sample
- Historical rock sample

NOTE: Peak threshold values are property-wide, not RGS Zone specific.

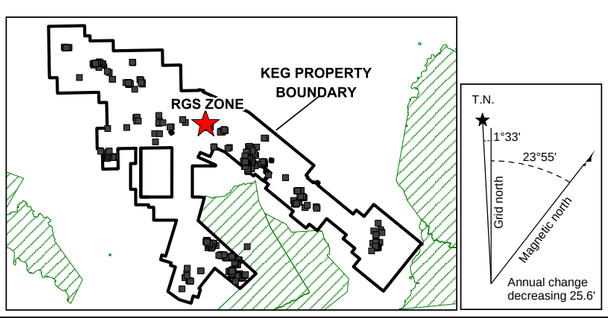

SILVER RANGE RESOURCES LTD.

FIGURE 21

ARCHER, CATHRO & ASSOCIATES (1981) LIMITED

RGS ZONE
ROCK GEOCHEMISTRY

KEG PROPERTY

0 125 250 m

UTM ZONE 8, NAD 83, 105K/ 05,06,07,08,09,10,11,12 Contour Interval: 100 ft

FILE: .../Keg/Keg-Fxx-Geochem-Rocks-RGS.wor | DATE: JULY 2013

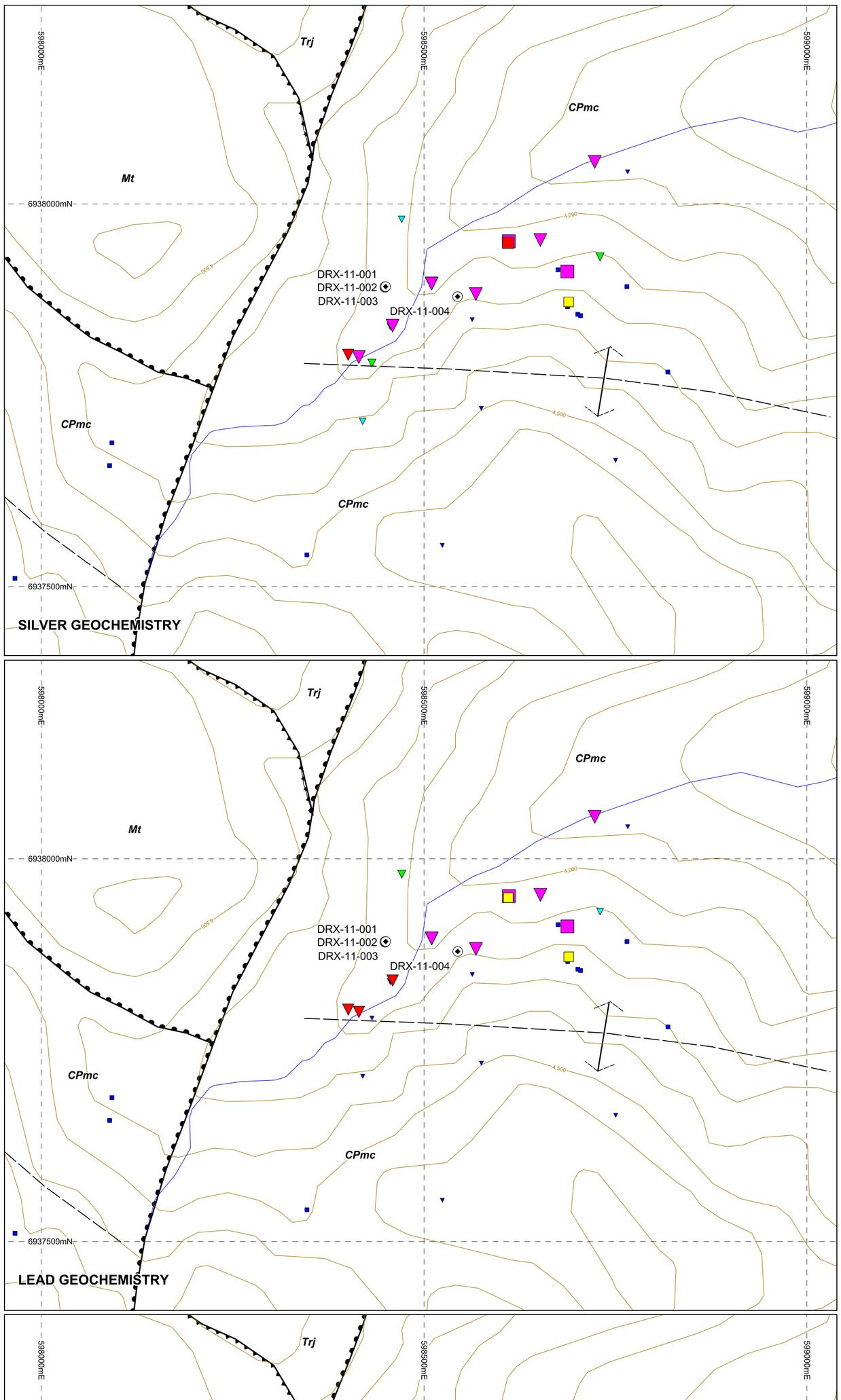

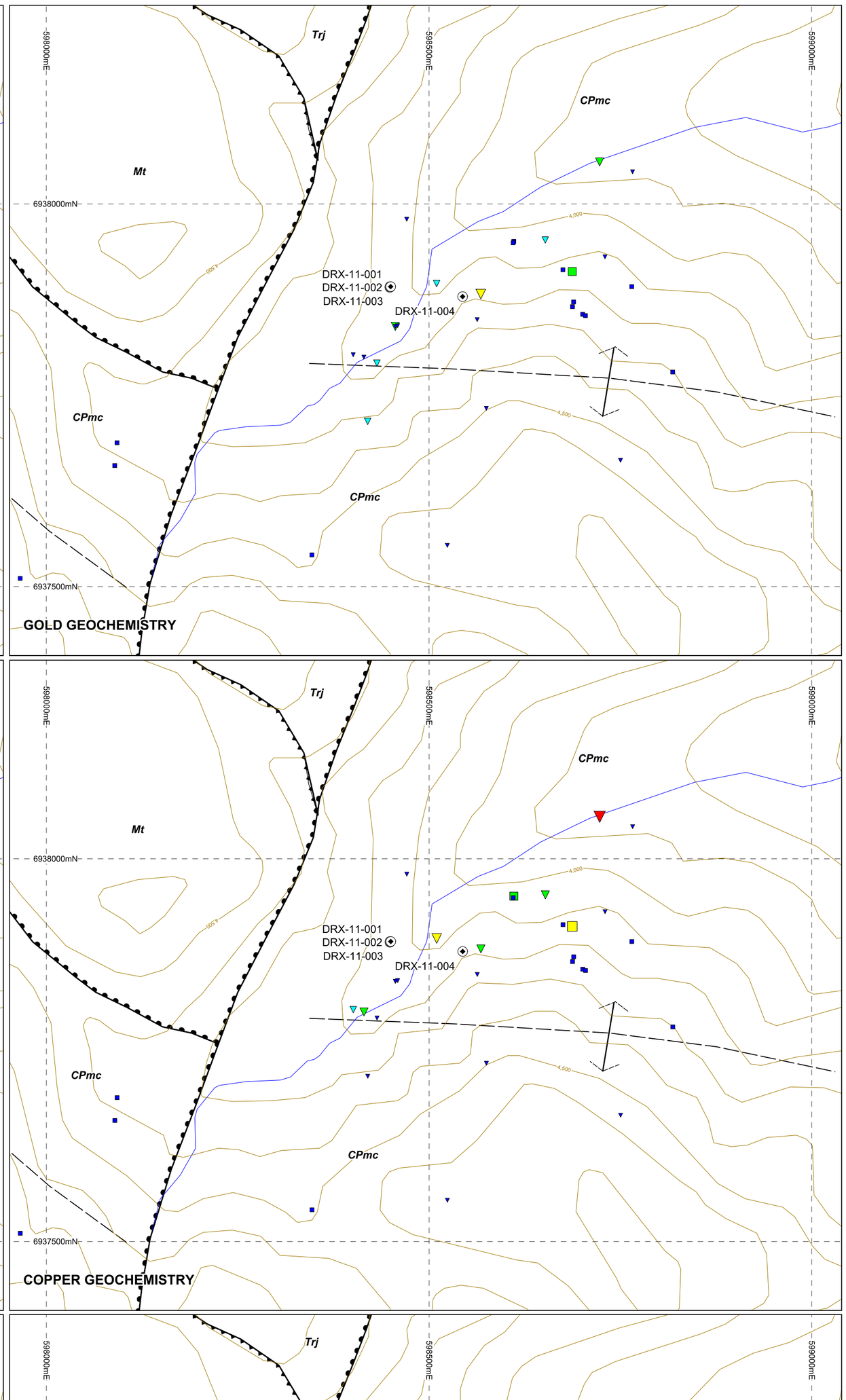

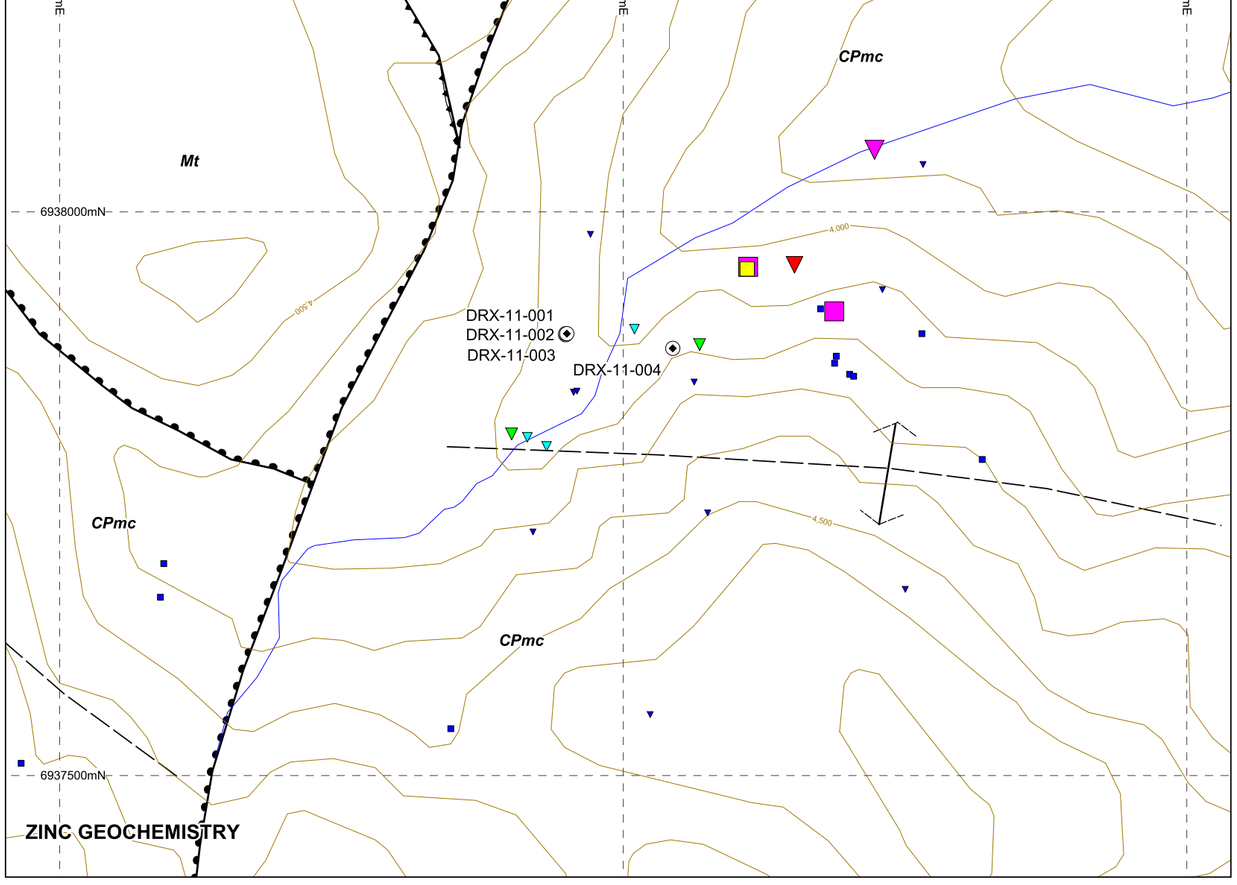

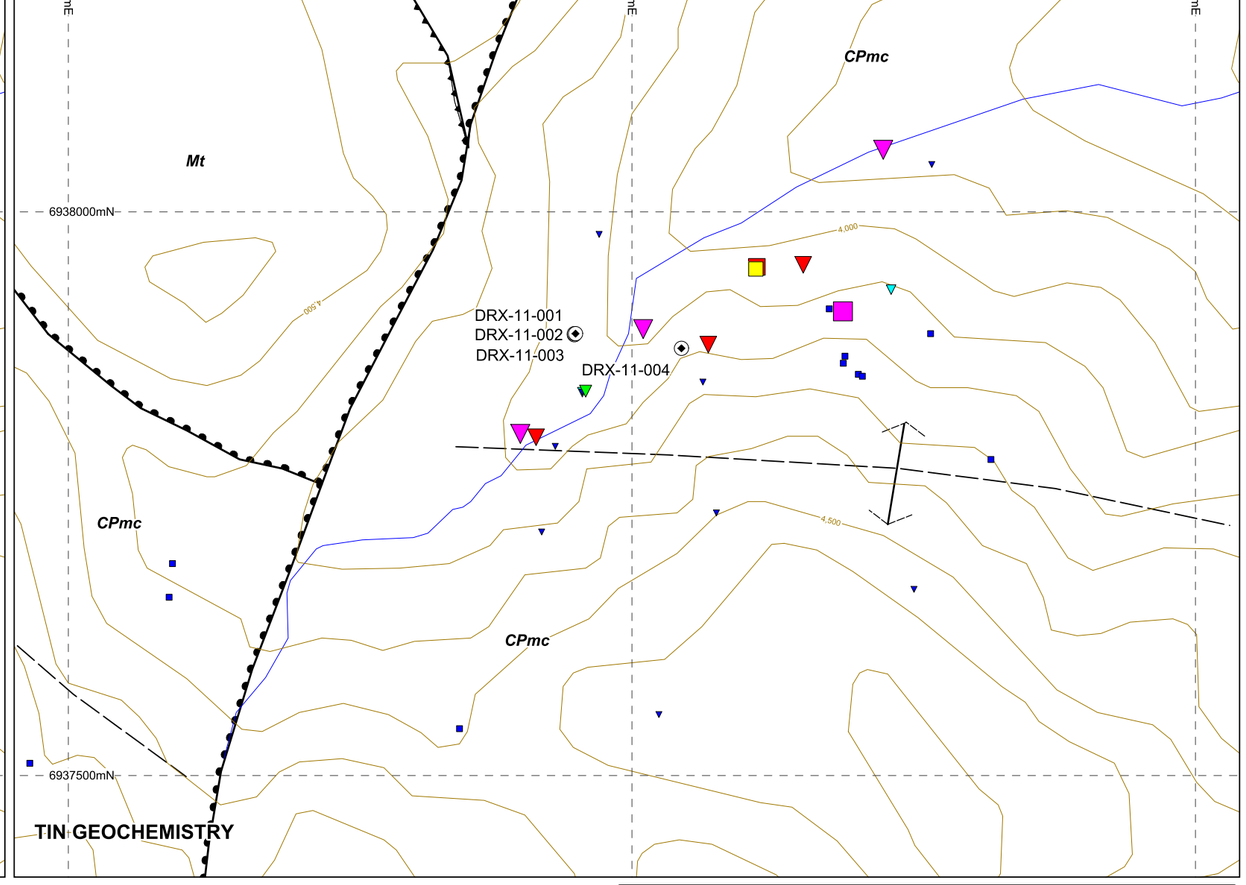

Silver in Rock (g/t)
- ≥ 100
- ≥ 50 < 100
- ≥ 20 < 50
- ≥ 10 < 20
- ≥ 5 < 10
- 0 < 5

Zinc in Rock (ppm)
- ≥20000
- ≥ 10000 < 20000
- ≥ 5000 < 10000
- ≥ 2000 < 5000
- ≥ 1000 < 2000
- 0 < 1000

Copper in Rock (ppm)
- ≥ 10000
- ≥ 5000 < 10000
- ≥ 2000 < 5000
- ≥ 1000 < 2000
- ≥ 500 < 1000
- 0 < 500

Lead in Rock (ppm)
- ≥ 10000
- ≥ 5000 < 10000
- ≥ 2000 < 5000
- ≥ 1000 < 2000
- ≥ 500 < 1000
- 0 < 500

Gold in Rock (g/t)
- ≥ 1.0
- ≥ 0.5 < 1.0
- ≥ 0.2 < 0.5
- ≥ 0.1 < 0.2
- ≥ 0.05 < 0.1
- 0 < 0.05

Tin in Rock (ppm)
- ≥ 2000
- ≥ 1000 < 2000
- ≥ 500 < 1000
- ≥ 200 < 500
- ≥ 100 < 200
- 0 < 100

See Figure 7 for geology legend

- 2012 Rock sample
- Historical rock sample
- Diamond drill hole

NOTE: Peak threshold values are property-wide, not Drex Zone specific.

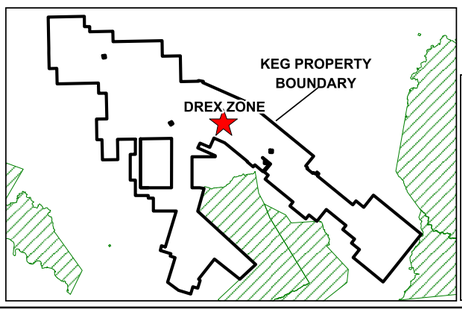

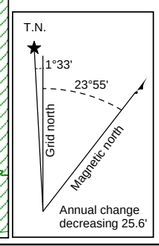

SILVER RANGE RESOURCES LTD.

FIGURE 22

ARCHER, CATHRO & ASSOCIATES (1981) LIMITED

DREX ZONE
ROCK GEOCHEMISTRY

KEG PROPERTY

0 125 250 m

UTM ZONE 8, NAD 83, 105K/ 05,06,07,08,09,10,11,12 Contour Interval: 100 ft

FILE: .../Keg/Keg-Fxx-Geochem-Rocks-RGS.wor | DATE: JULY 2013

603000mE
603500mE
6935000mN
6934500mN
CPmc
Mt2
Mt
1300 m
1400 m
1500 m
1600 m
45
HAND TRENCH

SILVER GEOCHEMISTRY

GOLD GEOCHEMISTRY

LEAD GEOCHEMISTRY

COPPER GEOCHEMISTRY

ZINC GEOCHEMISTRY

TIN GEOCHEMISTRY

Silver in Rock (g/t)
- ≥ 100
- ≥ 50 < 100
- ≥ 20 < 50
- ≥ 10 < 20
- ≥ 5 < 10
- 0 < 5

Zinc in Rock (ppm)
- ≥20000
- ≥ 10000 < 20000
- ≥ 5000 < 10000
- ≥ 2000 < 5000
- ≥ 1000 < 2000
- 0 < 1000

Copper in Rock (ppm)
- ≥ 10000
- ≥ 5000 < 10000
- ≥ 2000 < 5000
- ≥ 1000 < 2000
- ≥ 500 < 1000
- 0 < 500

Lead in Rock (ppm)
- ≥ 10000
- ≥ 5000 < 10000
- ≥ 2000 < 5000
- ≥ 1000 < 2000
- ≥ 500 < 1000
- 0 < 500

Gold in Rock (g/t)
- ≥ 1.0
- ≥ 0.5 < 1.0
- ≥ 0.2 < 0.5
- ≥ 0.1 < 0.2
- ≥ 0.05 < 0.1
- 0 < 0.05

Tin in Rock (ppm)
- ≥ 2000
- ≥ 1000 < 2000
- ≥ 500 < 1000
- ≥ 200 < 500
- ≥ 100 < 200
- 0 < 100

See Figure 7 for geology legend

- 2012 Rock sample
- Historical rock sample

NOTE: Peak threshold values are property-wide, not Archimedes Zone specific.

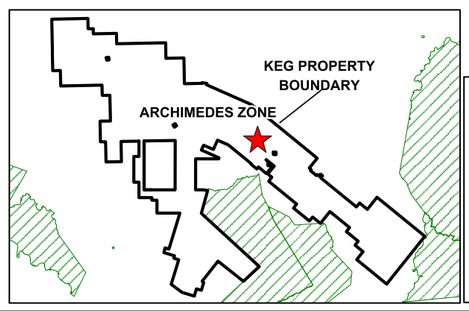

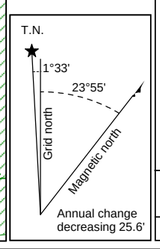

SILVER RANGE RESOURCES LTD.

FIGURE 23

ARCHER, CATHRO & ASSOCIATES (1981) LIMITED

ARCHIMEDES ZONE ROCK GEOCHEMISTRY

KEG PROPERTY

0 125 250 m

UTM ZONE 8, NAD 83, 105K/ 05,06,07,08,09,10,11,12 Contour Interval: 100 ft

FILE: .../Keg/Keg-Fxx-Geochem-Rocks-RGS.wor

DATE: JULY 2013

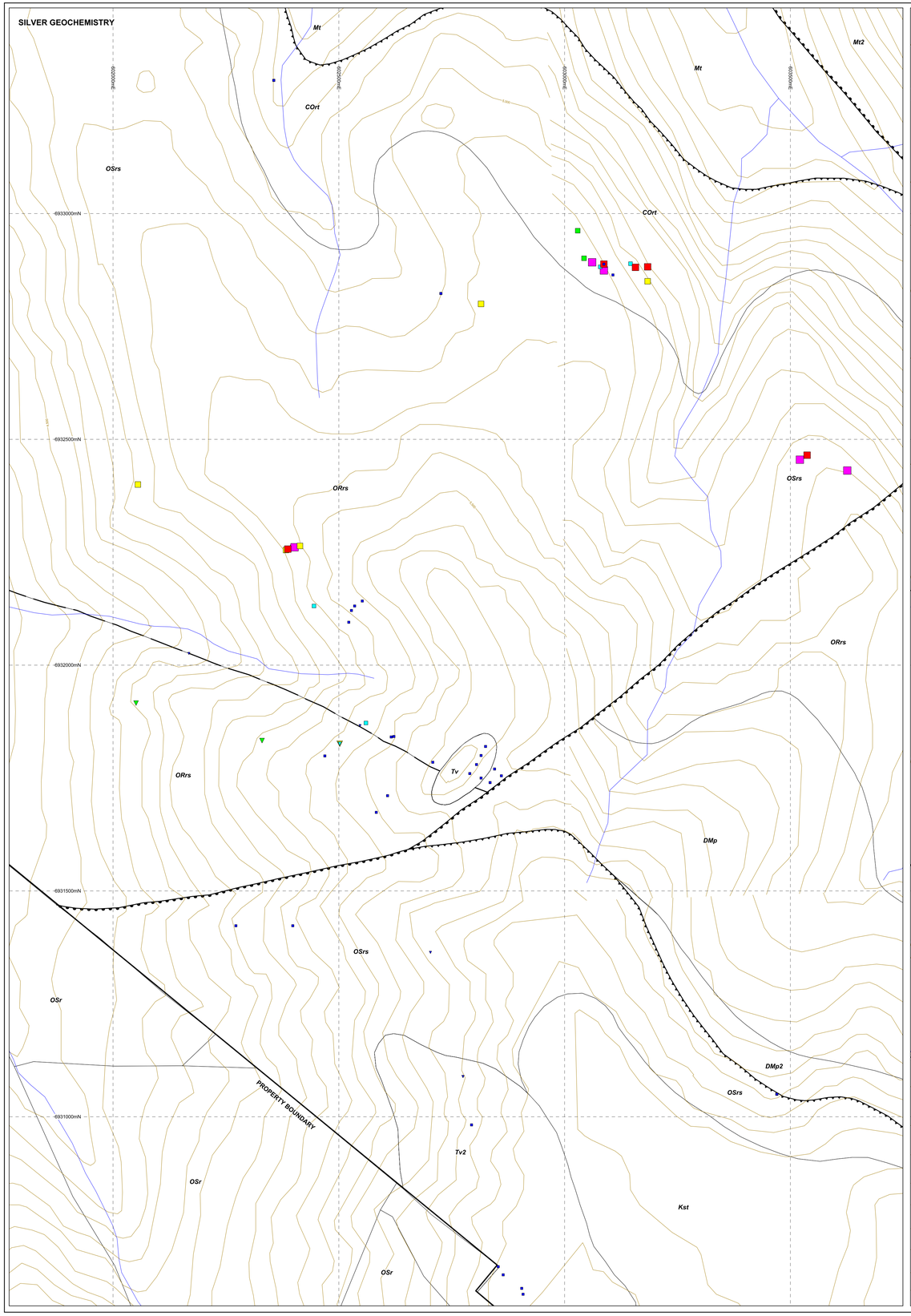

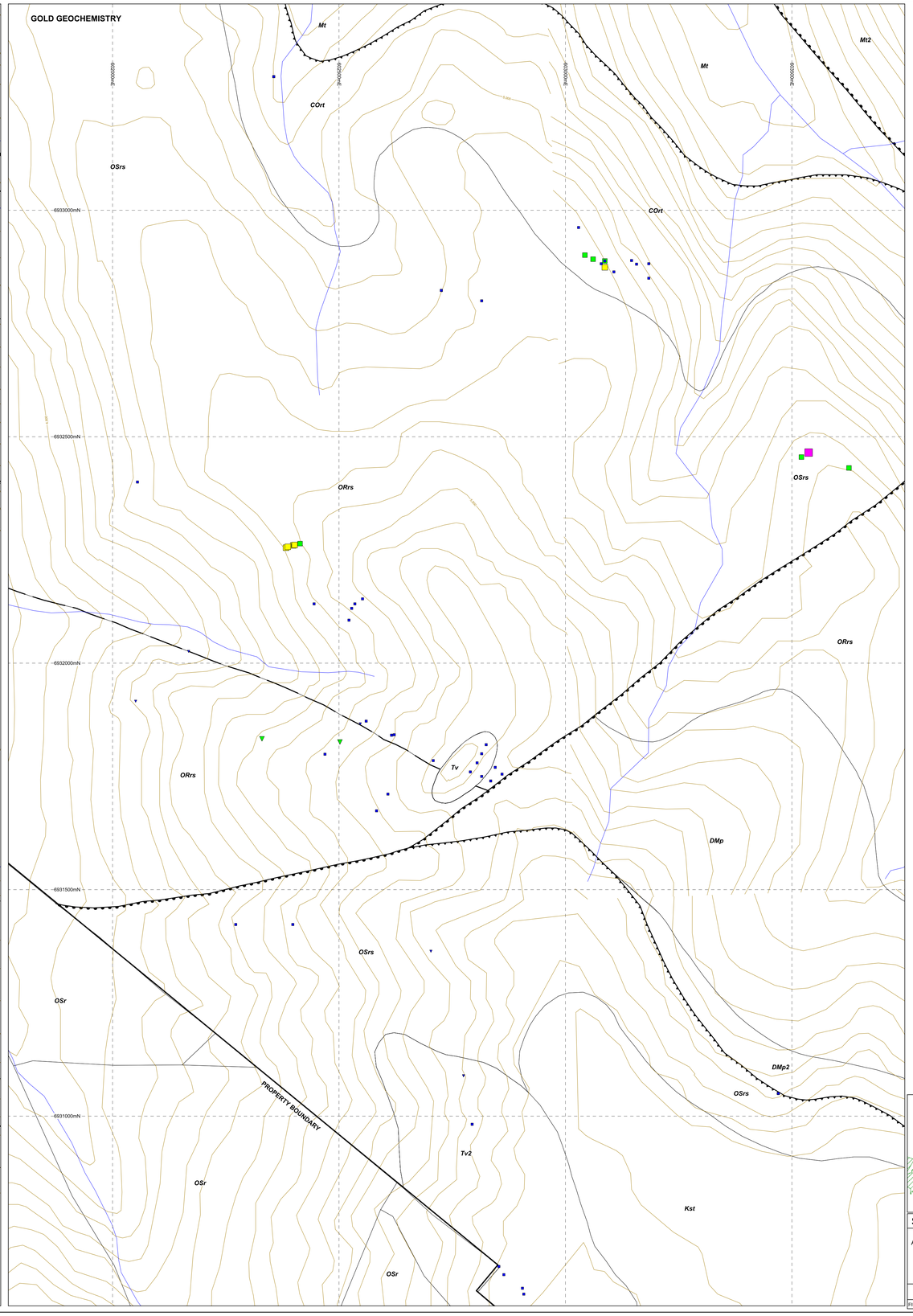

Silver in Rock (g/t)	Gold in Rock (g/t)
≥ 100	≥ 1.0
≥ 50 < 100	≥ 0.5 < 1.0
≥ 20 < 50	≥ 0.2 < 0.5
≥ 10 < 20	≥ 0.1 < 0.2
≥ 5 < 10	≥ 0.05 < 0.1
0 < 5	0 < 0.05

■ 2012 Rock sample

▼ Historical rock sample

⊙ Diamond drill hole

See Figure 7 for geology legend

NOTE: Peak threshold values are property-wide, not Euclid Zone specific.



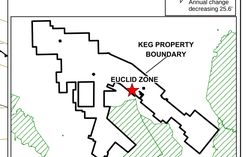

SILVER RANGE RESOURCES LTD.

FIGURE 24

ARCHER, CATHRO & ASSOCIATES (1981) LIMITED

EUCLID ZONE SILVER & GOLD ROCK GEOCHEMISTRY

KEG PROPERTY

0 125 250 m

UTM ZONE 8, NAD 83, 1:5000 05.06.07 08:00:33.11.12 Contour Interval: 100 ft

FILE: ...\Keg-Fxx-Geochem-Rocks-Euclid_AgAu.wor DATE: JULY 2013

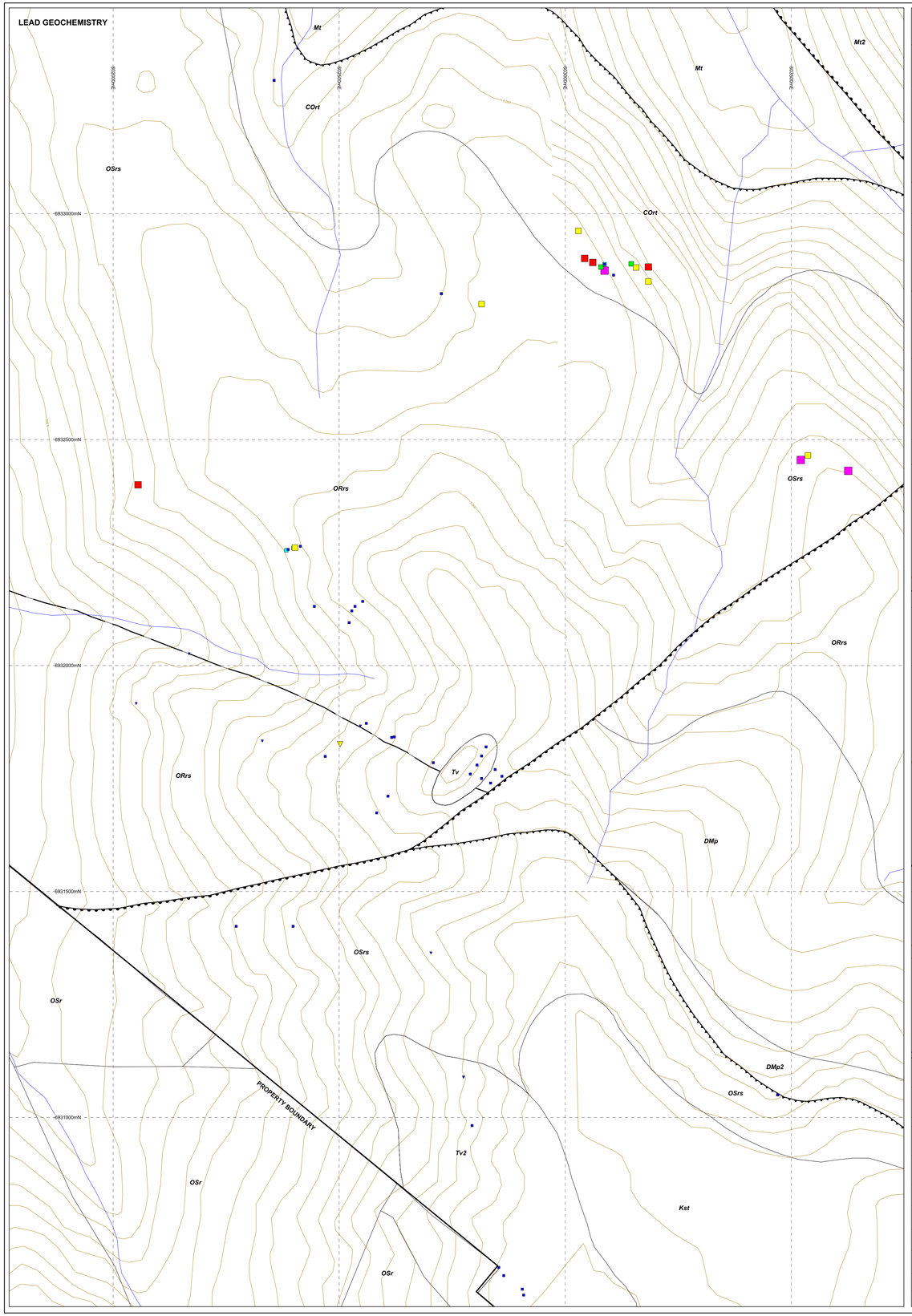

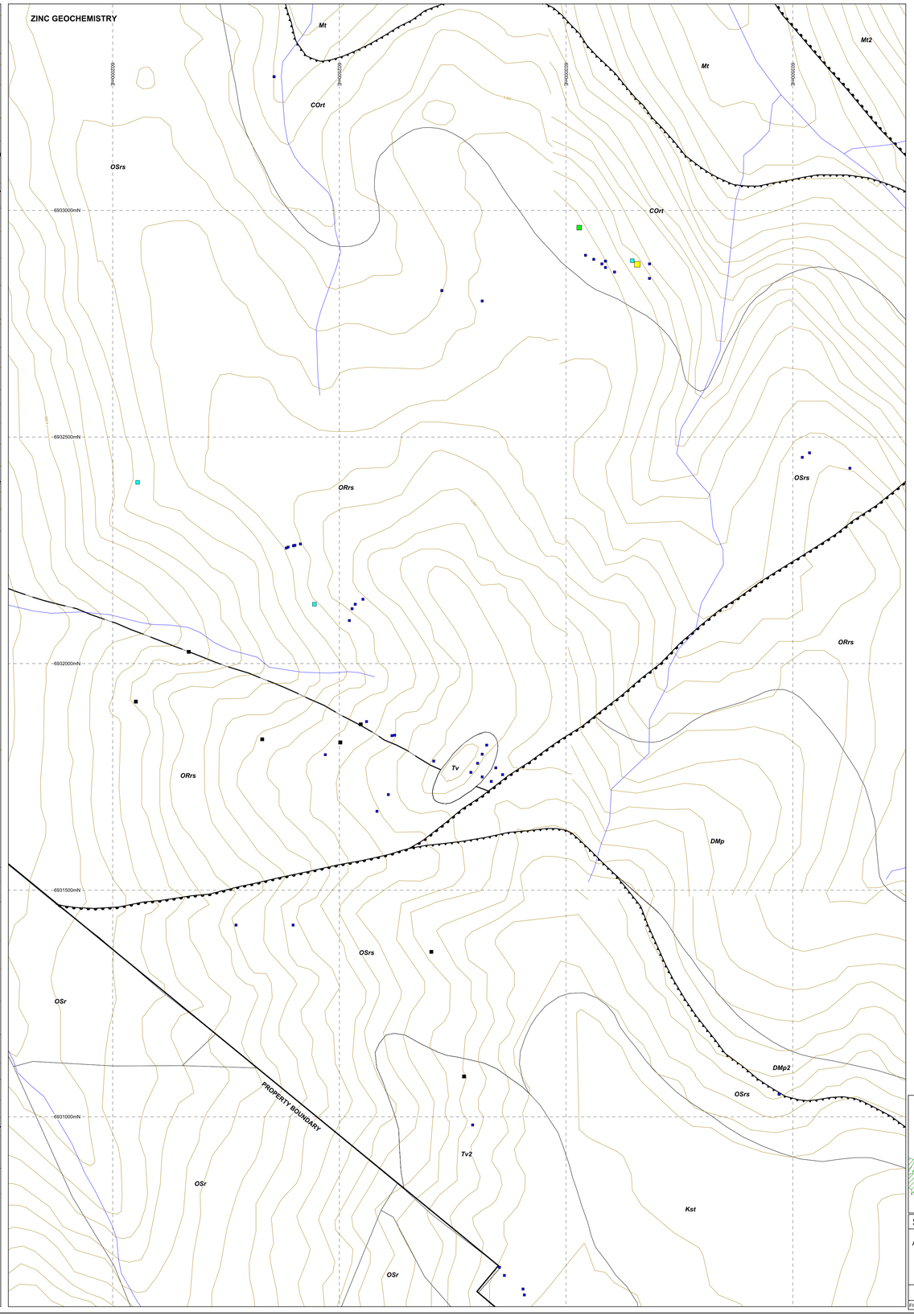

Lead in Rock (ppm)	Zinc in Rock (ppm)
≥ 10000	≥20000
≥ 5000 < 10000	≥ 10000 < 20000
≥ 2000 < 5000	≥ 5000 < 10000
≥ 1000 < 2000	≥ 2000 < 5000
≥ 500 < 1000	≥ 1000 < 2000
0 < 500	0 < 1000

■ 2012 Rock sample

▼ Historical rock sample

⊙ Diamond drill hole

See Figure 7 for geology legend

NOTE: Peak threshold values are property-wide, not Euclid Zone specific.

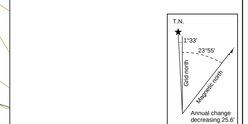

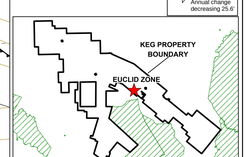

SILVER RANGE RESOURCES LTD.

FIGURE 25

ARCHER, CATHRO & ASSOCIATES (1981) LIMITED

EUCLID ZONE LEAD & ZINC ROCK GEOCHEMISTRY

KEG PROPERTY

0 125 250 m

UTM ZONE 8, NAD 83, 1:5000 05.06.07 08:00:33.11.12 Contour Interval: 100 ft

FILE: ...\Keg-Fxx-Geochem-Rocks-Euclid_PbZn.wor DATE: JULY 2013

LEAD GEOCHEMISTRY

ZINC GEOCHEMISTRY

Mt
Mt2
COrt
OSrs
ORrs
Tv
DMp
DMp2
OSr
Kst
Tv2
PROPERTY BOUNDARY

6933000mN
6932500mN
6932000mN
6931500mN
6931000mN
6930500mN
6930000mN
6929500mN
6929000mN
6928500mN
6928000mN
6927500mN
6927000mN
6926500mN
6926000mN
6925500mN
6925000mN
6924500mN
6924000mN
6923500mN
6923000mN
6922500mN
6922000mN
6921500mN
6921000mN
6920500mN
6920000mN
6919500mN
6919000mN
6918500mN
6918000mN
6917500mN
6917000mN
6916500mN
6916000mN
6915500mN
6915000mN
6914500mN
6914000mN
6913500mN

SILVER GEOCHEMISTRY

GOLD GEOCHEMISTRY

LEAD GEOCHEMISTRY

COPPER GEOCHEMISTRY

ZINC GEOCHEMISTRY

TIN GEOCHEMISTRY

605500mE

6932000mN

1,800

1,700

1,600

Dp

DMp

DMp2

mKV

TRX-12-2A

TRX-12-01

Silver in Rock (g/t)

- ≥ 100
- ≥ 50 < 100
- ≥ 20 < 50
- ≥ 10 < 20
- ≥ 5 < 10
- 0 < 5

Zinc in Rock (ppm)

- ≥20000
- ≥ 10000 < 20000
- ≥ 5000 < 10000
- ≥ 2000 < 5000
- ≥ 1000 < 2000
- 0 < 1000

Copper in Rock (ppm)

- ≥ 10000
- ≥ 5000 < 10000
- ≥ 2000 < 5000
- ≥ 1000 < 2000
- ≥ 500 < 1000
- 0 < 500

Lead in Rock (ppm)

- ≥ 10000
- ≥ 5000 < 10000
- ≥ 2000 < 5000
- ≥ 1000 < 2000
- ≥ 500 < 1000
- 0 < 500

Gold in Rock (g/t)

- ≥ 1.0
- ≥ 0.5 < 1.0
- ≥ 0.2 < 0.5
- ≥ 0.1 < 0.2
- ≥ 0.05 < 0.1
- 0 < 0.05

Tin in Rock (ppm)

- ≥ 2000
- ≥ 1000 < 2000
- ≥ 500 < 1000
- ≥ 200 < 500
- ≥ 100 < 200
- 0 < 100

See Figure 7 for geology legend

- 2012 Rock sample
- Historical rock sample
- Diamond drill hole

NOTE: Peak threshold values are property-wide, not Vent Zone specific.

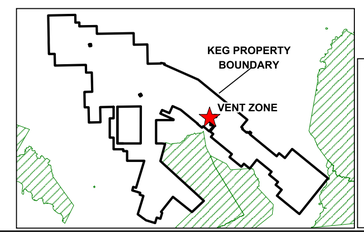

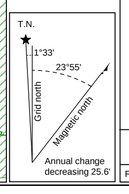

SILVER RANGE RESOURCES LTD.

FIGURE 27

ARCHER, CATHRO & ASSOCIATES (1981) LIMITED

VENT ZONE ROCK GEOCHEMISTRY

KEG PROPERTY

0 125 250 m

UTM ZONE 8, NAD 83, 105K/ 05,06,07,08,09,10,11,12 Contour Interval: 100 ft

FILE: .../Keg/Keg-Fxx-Geochem-Rocks-RGS.wor

DATE: JULY 2013

TRX-12-01
Trench trending 037°
Looking NW

Interval consists of angular-subangular rubble with some large, rounded floatstones. Rocks are moderately to highly oxidized. Float lithology consists of:

1. Grey to dark brown, sometimes maroon chert. No veins/veinlets or mineralization seen within, roughly 30-40% of interval
2. Dark grey, fine grained vesicular pyroclast. No veins/veinlets or mineralization seen iwthin, roughly 155 of interval
3. Volcanic bombs – dark grey, siliceous, arsenopyrite-rich. Most have fair-strong amounts of interstutual arsenopyrite. Bombs range from 5-40 cm in diameter.

From 0-33 m, 15% bombs while from 33-141 m, roughly 40% of intervanl consists o bombs. Bombs are more prevalent near the top.

Interval consists of: (1), as described, making up 95% and; (3), as described, making up 55. Volcanic bombs (2) are only present in the top 20-30 cm.

Interval consists of: (1), as described, 30-60% of interval; (2), as described, 15-20% and; (3), as described. Volcanic bombs (4) are present near the top, increasing from 5-25% to the end of the trench.

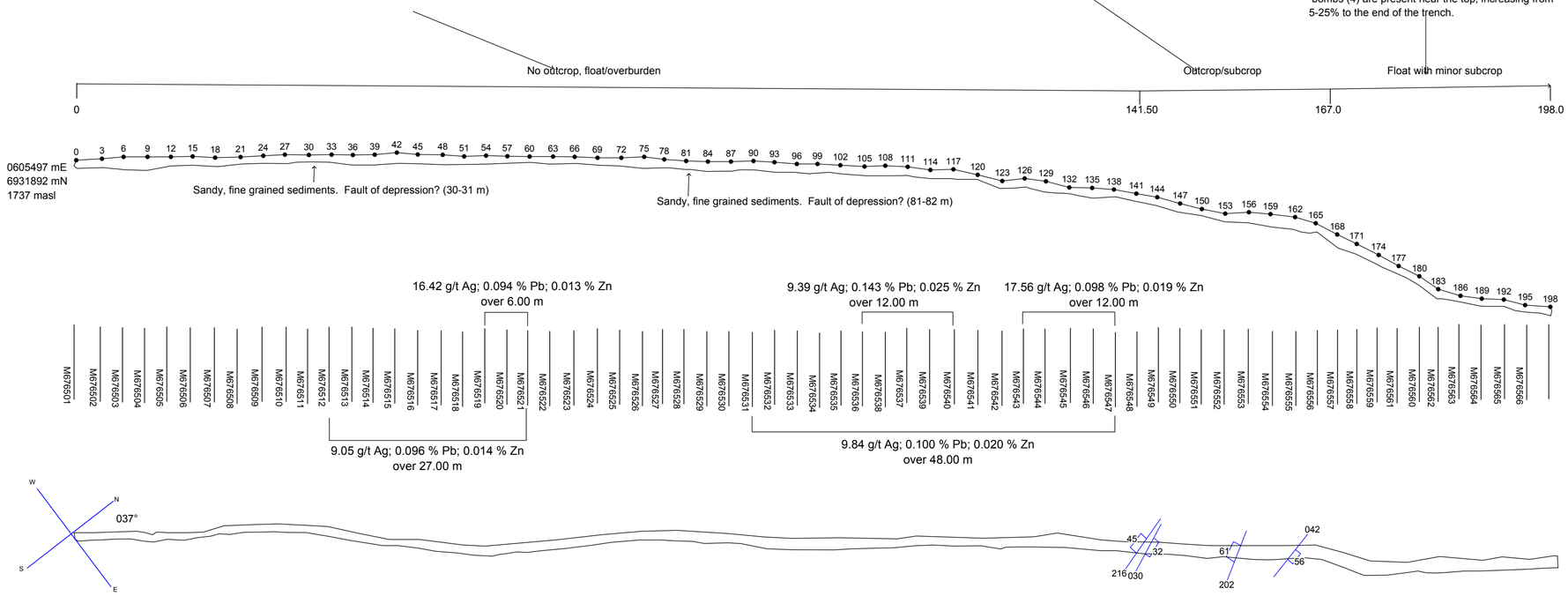

Sample	Ag_ppm	Pb_ppm	Zn_ppm	Au_ppm	Cu_ppm	Sn_ppm
M676501	1.57	103.5	112	0.0025	45.4	14
M676502	1.77	822	97	0.0025	30.9	14
M676503	1.24	572	160	0.0025	33.3	14
M676504	1.11	353	112	0.0025	35.5	13
M676505	6.55	179	229	0.0025	35	13
M676506	2.47	288	125	0.0025	36.2	12
M676507	5.13	1605	142	0.0025	60.7	29
M676508	1.6	463	143	0.0025	29.9	9
M676509	2.15	710	87	0.0025	60.3	20
M676510	5.1	546	154	0.0025	57.5	15
M676511	7.24	1055	99	0.0025	82.2	48
M676512	14.4	306	92	0.005	49.9	18
M676513	3.4	634	115	0.0025	42.1	25
M676514	4.76	445	101	0.0025	41.7	19
M676515	12.9	1030	205	0.0025	81	76
M676516	8.02	3460	116	0.0025	88.6	90
M676517	2.5	671	136	0.0025	66.4	27
M676518	2.6	178.5	218	0.0025	43.1	16
M676519	17.05	1065	118	0.0025	58.6	25
M676520	15.8	806	148	0.02	126	28
M676521	6.8	1920	238	0.014	211	53
M676522	8.48	2350	149	0.0025	82.2	29
M676523	6.47	614	144	0.0025	41.7	25
M676524	5.12	1165	96	0.0025	49.5	23
M676525	3.26	486	511	0.0025	59.9	16
M676526	3.97	937	240	0.0025	53.9	31
M676527	6.04	959	153	0.0025	69	37
M676528	4.25	629	97	0.0025	68.5	18
M676529	6.91	1515	122	0.0025	82.8	31
M676530	8.57	1115	116	0.0025	66.8	36
M676531	11.1	677	147	0.0025	97.4	27
M676532	4.55	820	146	0.0025	78	32
M676533	8.4	818	166	0.0025	87.8	37
M676534	6.92	1775	158	0.0025	108	53
M676535	7.71	789	170	0.0025	68	45
M676536	10.6	1670	194	0.0025	92.1	26
M676537	5.17	881	254	0.0025	58.4	27
M676538	10.35	2200	302	0.0025	59.5	38
M676539	11.45	985	258	0.0025	55.7	7
M676540	4.99	510	136	0.0025	60.9	2.5
M676541	1.64	211	211	0.0025	34.4	10
M676542	4.36	686	246	0.0025	58.3	18.2
M676543	10	618	286	0.0025	60.8	26.8
M676544	14.8	1040	143	0.0025	76.6	35.9
M676545	11.15	686	196	0.0025	64.4	26.1
M676546	34.3	1590	121	0.0025	115	44.4
M676547	3.82	165	184	0.0025	58.4	10.1
M676548	6.32	773	83	0.0025	31.7	19.5
M676549	2.46	300	67	0.0025	23.6	7.2
M676550	3.95	124.5	79	0.0025	38.4	3.7
M676551	3.17	137	73	0.0025	26.6	8.5
M676652	2.17	41.7	117	0.0025	35.2	4.7
M676653	1.57	114	96	0.0025	28.8	9.3
M676654	3.71	144.5	113	0.0025	42.5	12.9

SILVER RANGE RESOURCES LTD.

FIGURE 28
ARCHER, CATHRO & ASSOCIATES (1981) LIMITED
VENT ZONE
TRENCH TRX-12-01
KEG PROPERTY

0 10 20 m

FILE: .../Keg-Fxx-Trench-Vent-TRX-12-01.wor | DATE: JULY 2013

TRX-12-02A
Trench trending 340°
Looking SW

Sample	Ag_ppm	Pb_ppm	Zn_ppm	Au_ppm	Cu_ppm	Sn_ppm
M676679	7.38	1545	103	0.0025	55	60.8
M676680	69.6	1105	222	0.005	133	25.2
M676681	1.18	122.5	92	0.0025	29.9	3.2
M676682	2.05	76.8	101	0.017	34.9	5
M676683	6.76	627	100	0.018	52.2	15.6
M676684	5.12	2130	86	0.0025	32.7	26.8
M676685	2.39	230	198	0.0025	36.4	14.6
M676686	7.45	280	160	0.0025	31.7	18.7
M676687	1.43	45.7	146	0.0025	33.9	4
M676688	1.27	84.7	161	0.0025	34.5	6.5
M676689	5.34	625	120	0.008	27.9	8.9
M676690	386	15000	236	0.035	185.5	110.5
M676691	227	18300	231	0.031	167.5	121.5
M676692	68.8	2200	233	0.005	74.5	35.5

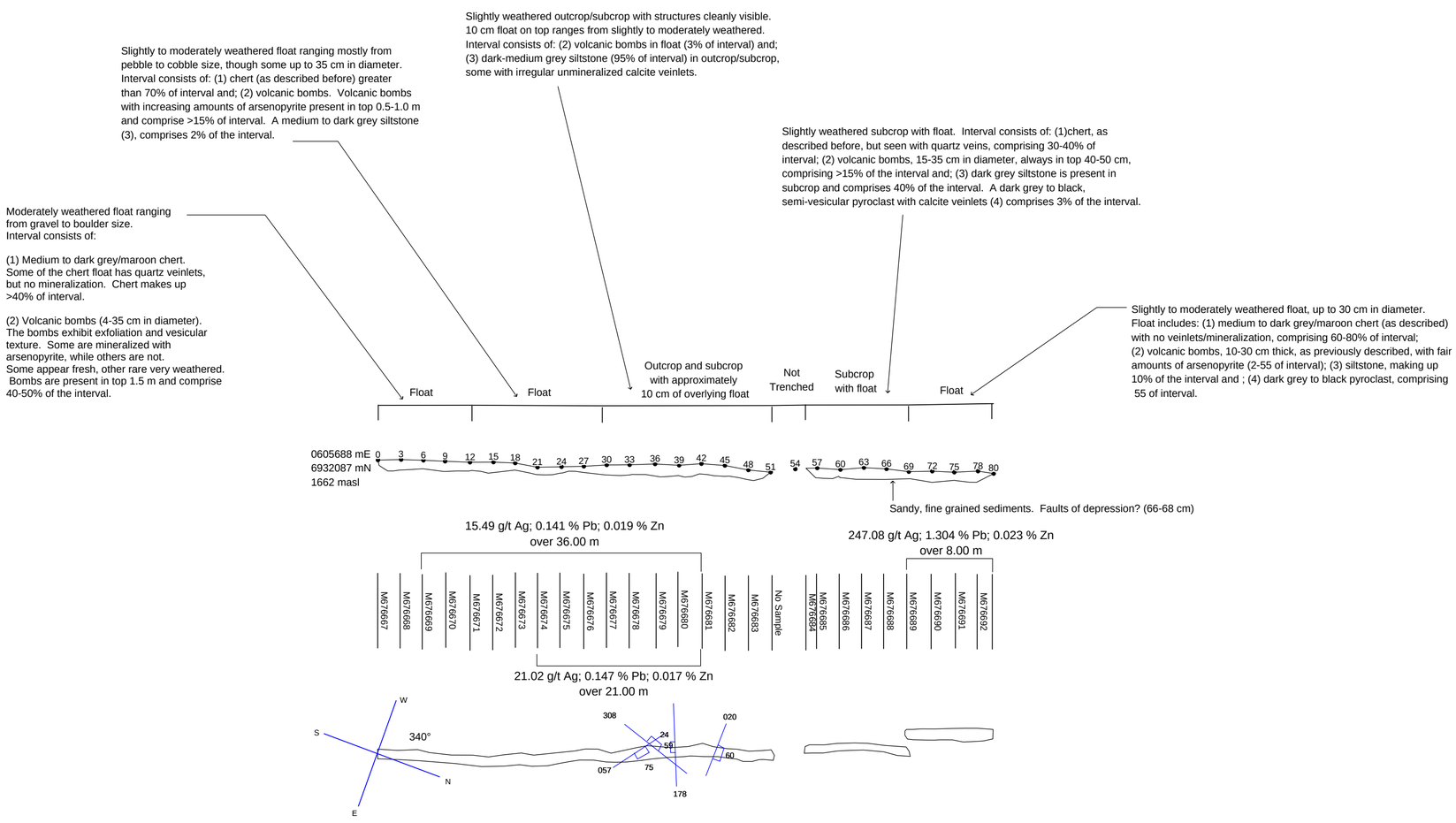

SILVER RANGE RESOURCES LTD.

FIGURE 29
ARCHER, CATHRO & ASSOCIATES (1981) LIMITED
VENT ZONE
TRENCH TRX-12-02A
KEG PROPERTY

0 10 20 m

FILE: .../Keg-Fxx-Trench-Vent-TRX-12-02A.wor | DATE: JULY 2013

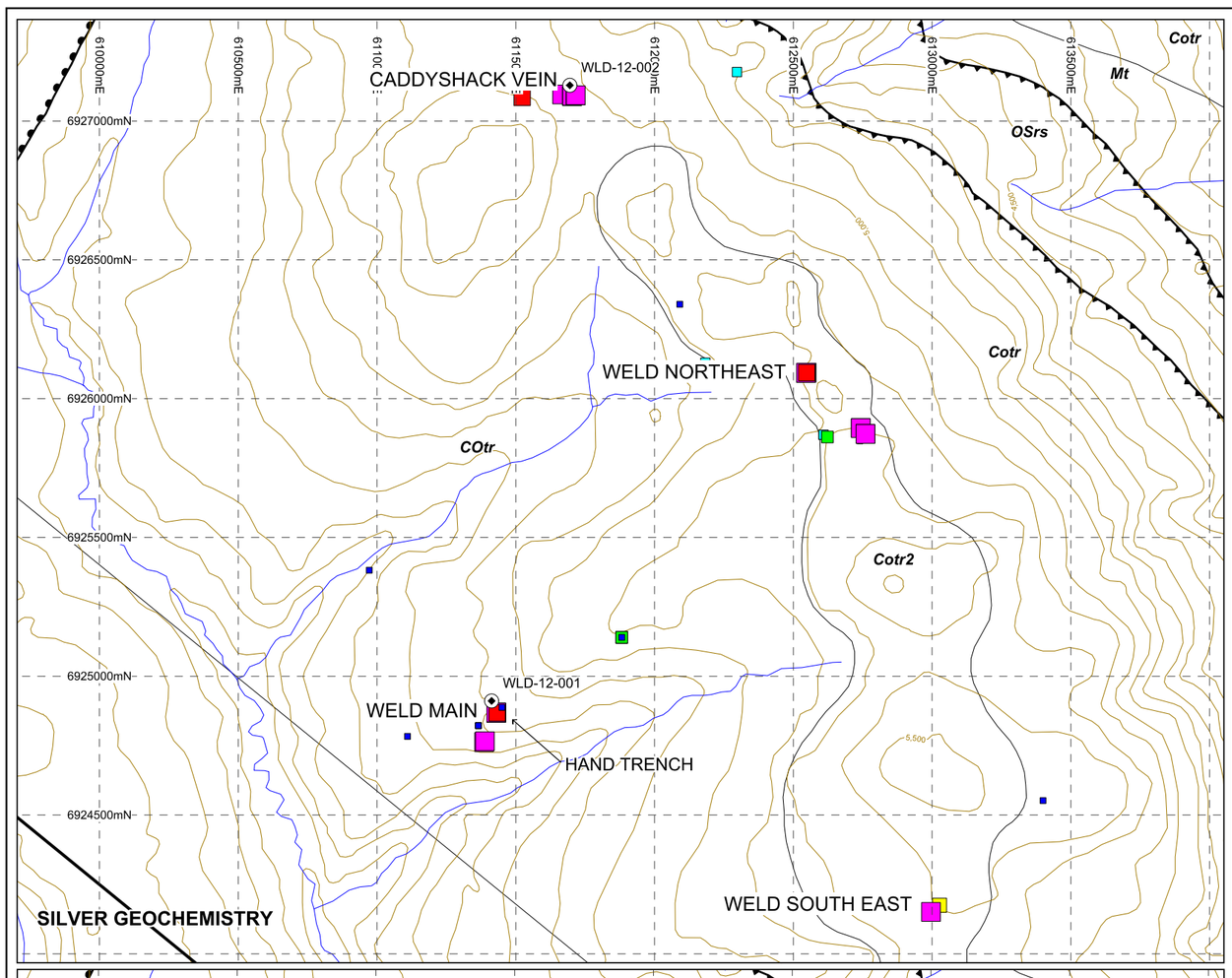

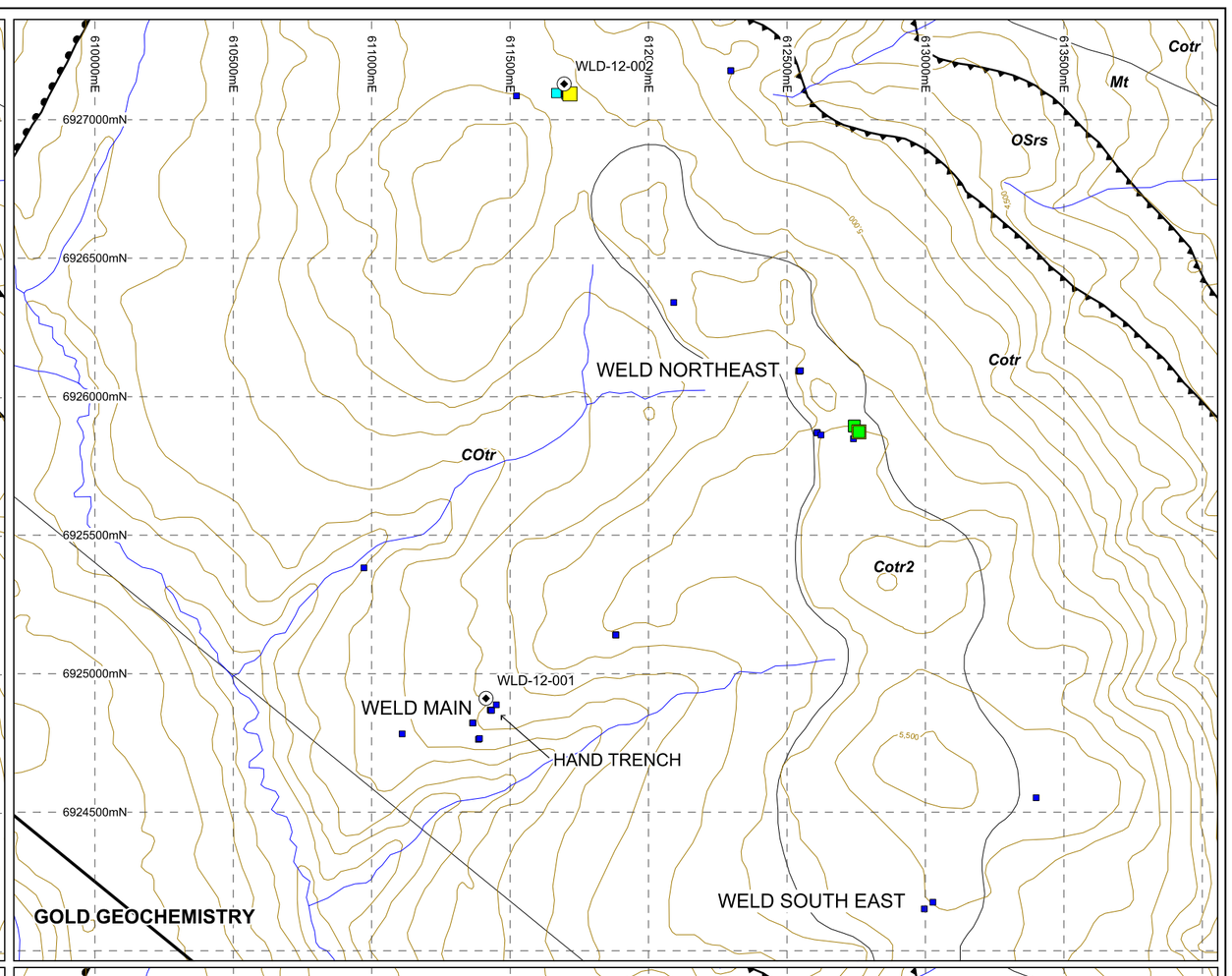

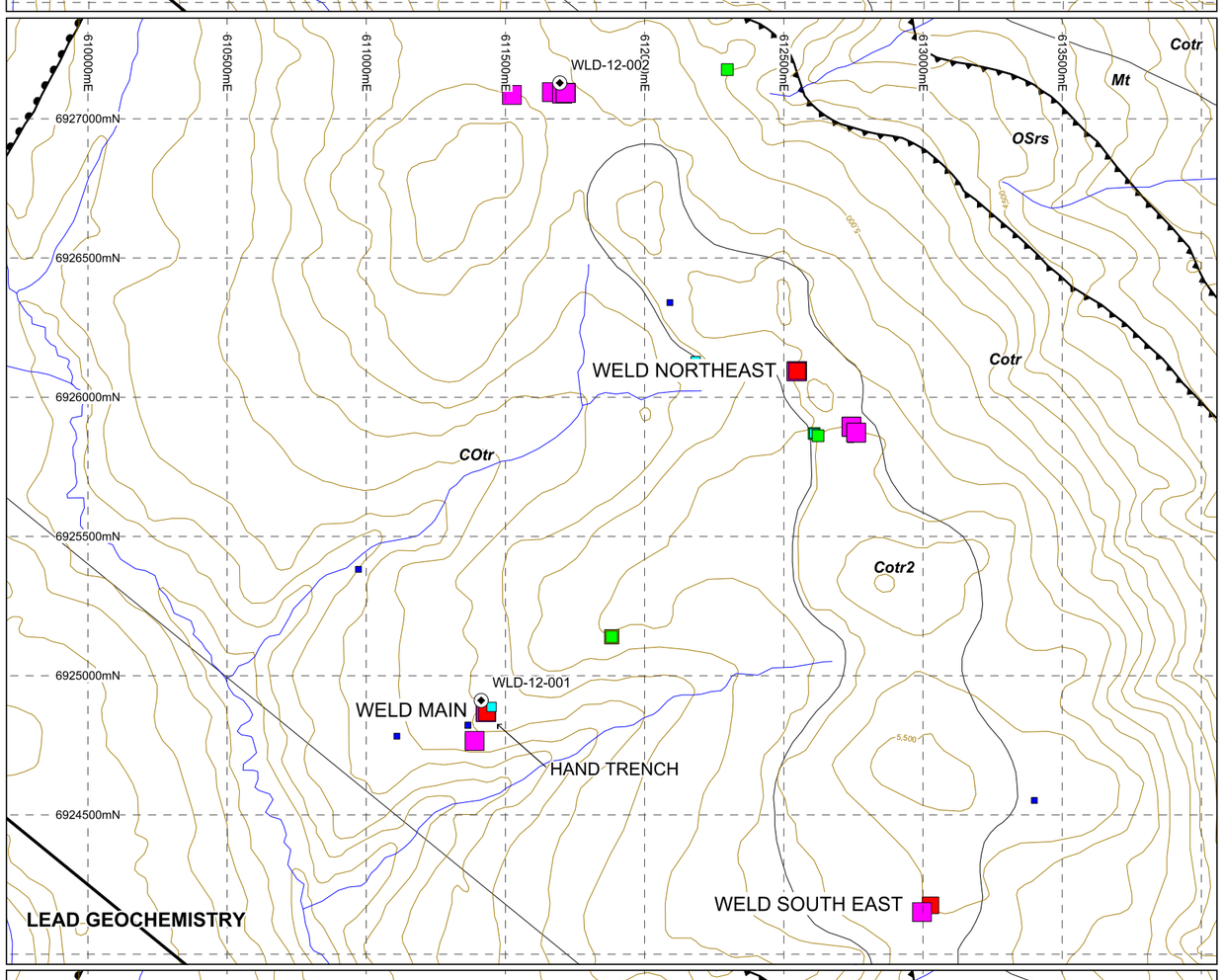

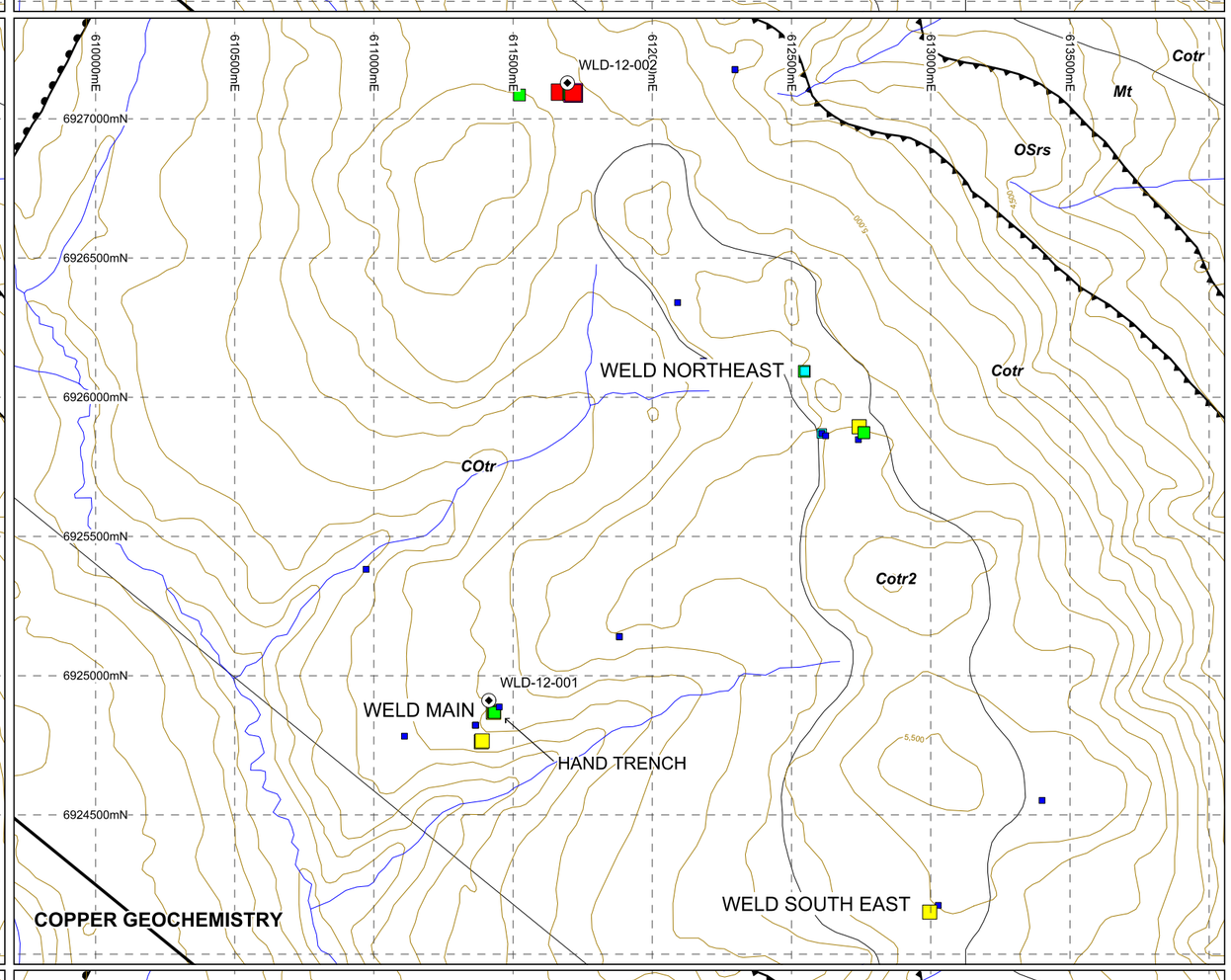

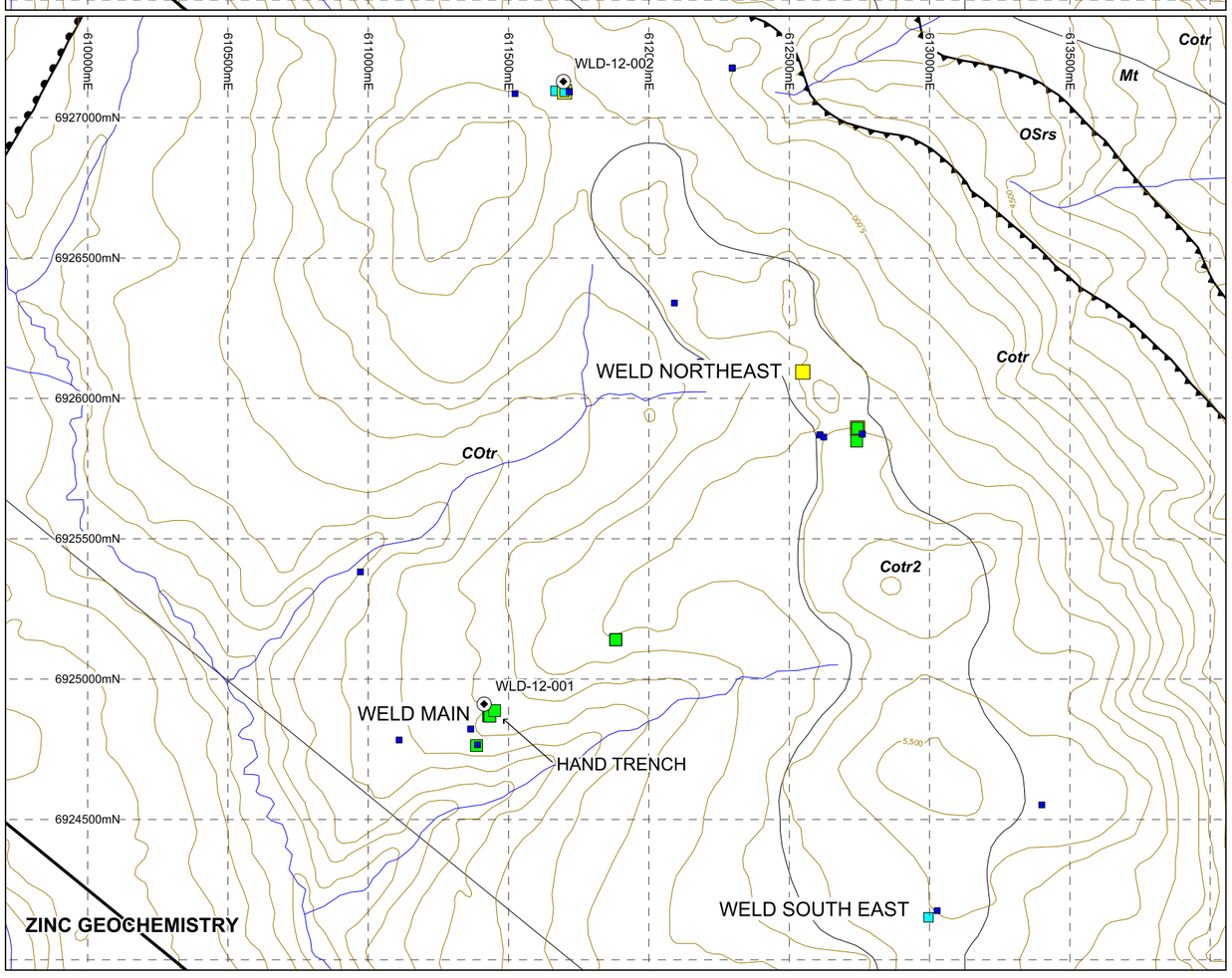

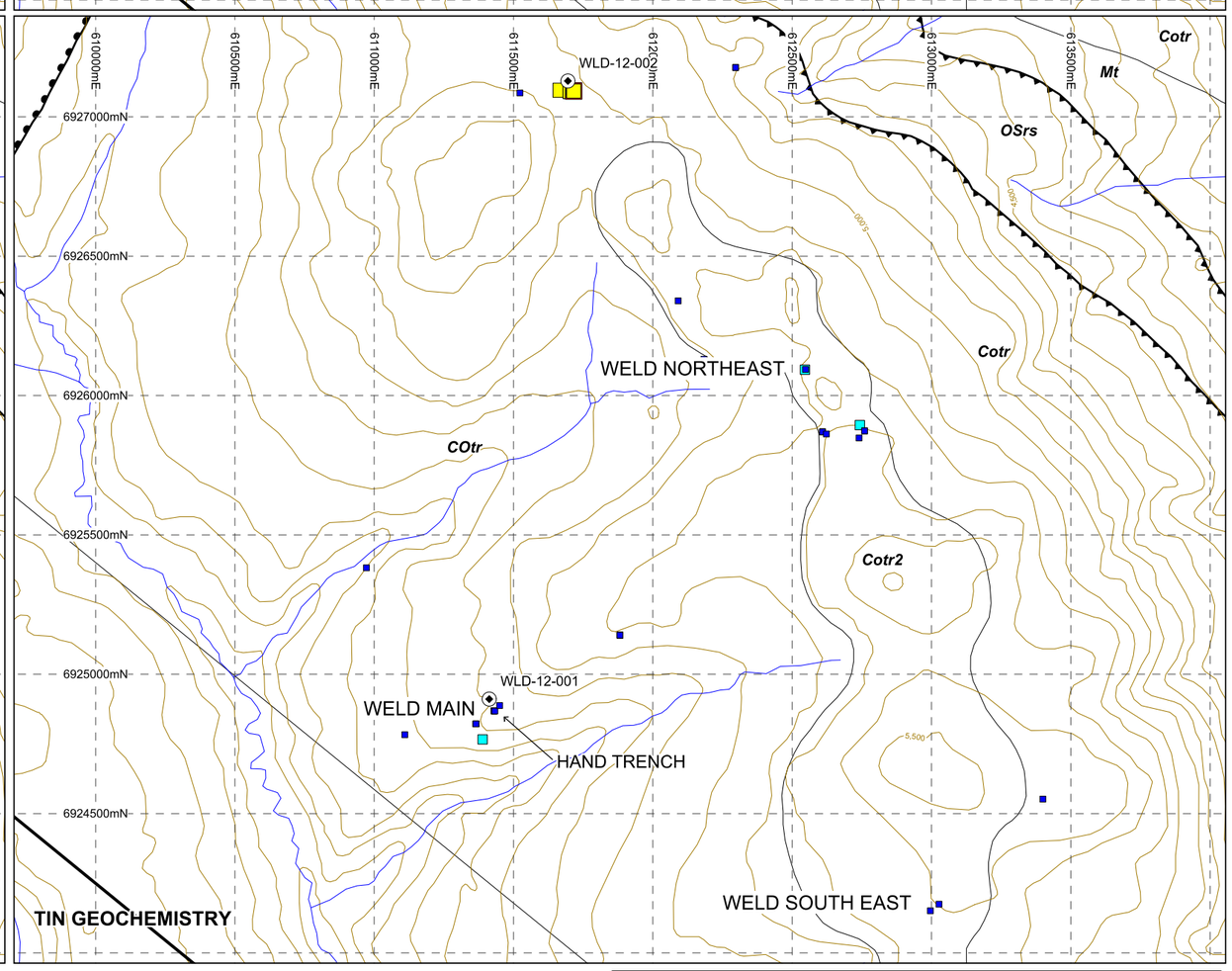

Silver in Rock (g/t)
- ≥ 100
- ≥ 50 < 100
- ≥ 20 < 50
- ≥ 10 < 20
- ≥ 5 < 10
- 0 < 5

Zinc in Rock (ppm)
- ≥20000
- ≥ 10000 < 20000
- ≥ 5000 < 10000
- ≥ 2000 < 5000
- ≥ 1000 < 2000
- 0 < 1000

Copper in Rock (ppm)
- ≥ 10000
- ≥ 5000 < 10000
- ≥ 2000 < 5000
- ≥ 1000 < 2000
- ≥ 500 < 1000
- 0 < 500

Lead in Rock (ppm)
- ≥ 10000
- ≥ 5000 < 10000
- ≥ 2000 < 5000
- ≥ 1000 < 2000
- ≥ 500 < 1000
- 0 < 500

Gold in Rock (g/t)
- ≥ 1.0
- ≥ 0.5 < 1.0
- ≥ 0.2 < 0.5
- ≥ 0.1 < 0.2
- ≥ 0.05 < 0.1
- 0 < 0.05

Tin in Rock (ppm)
- ≥ 2000
- ≥ 1000 < 2000
- ≥ 500 < 1000
- ≥ 200 < 500
- ≥ 100 < 200
- 0 < 100

See Figure 7 for geology legend

- 2012 Rock sample
- Historical rock sample
- Diamond drill hole

NOTE: Peak threshold values are property-wide, not Weld Zone specific.

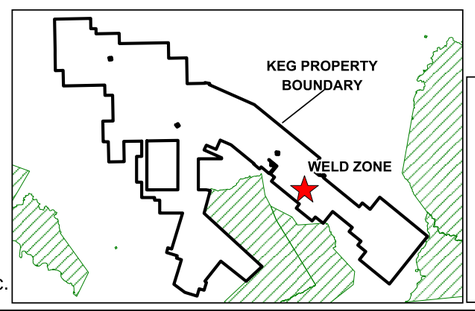

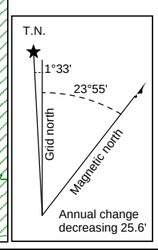

SILVER RANGE RESOURCES LTD.

FIGURE 30

ARCHER, CATHRO & ASSOCIATES (1981) LIMITED

WELD ZONE
ROCK GEOCHEMISTRY

KEG PROPERTY

0 500 1000 m

UTM ZONE 8, NAD 83, 105K/ 05,06,07,08,09,10,11,12 Contour Interval: 100 ft

FILE: .../Keg/Keg-Fxx-Geochem-Rocks-RGS.wor | DATE: JULY 2013

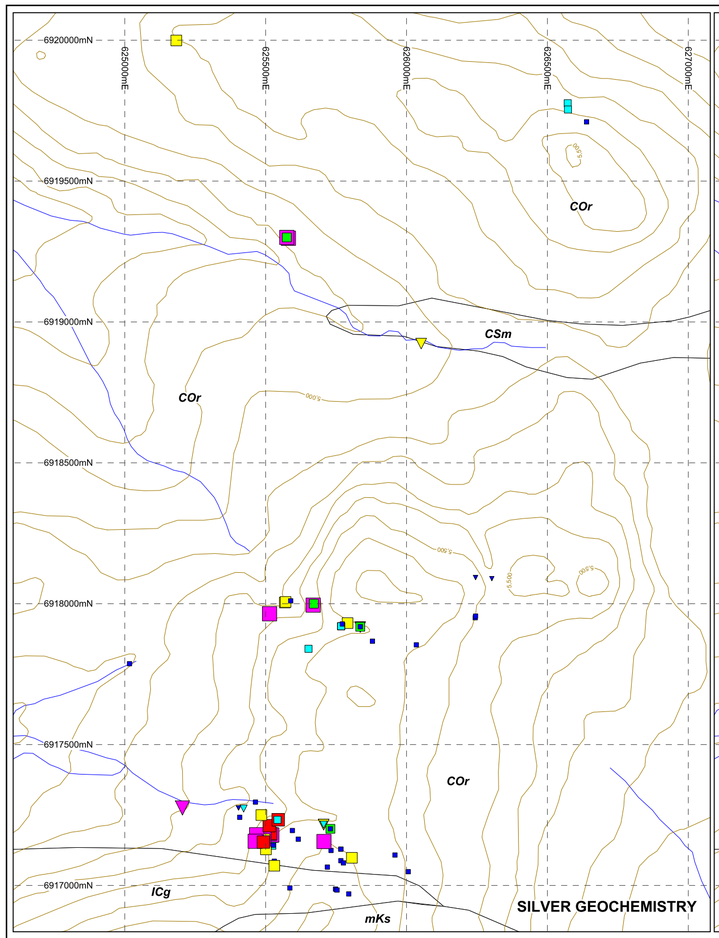

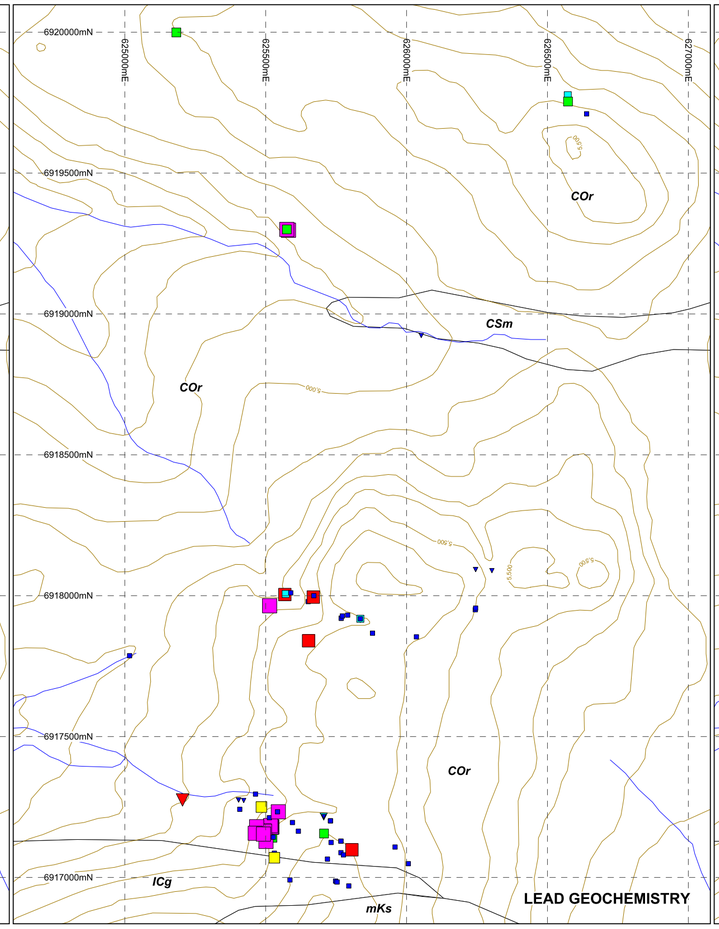

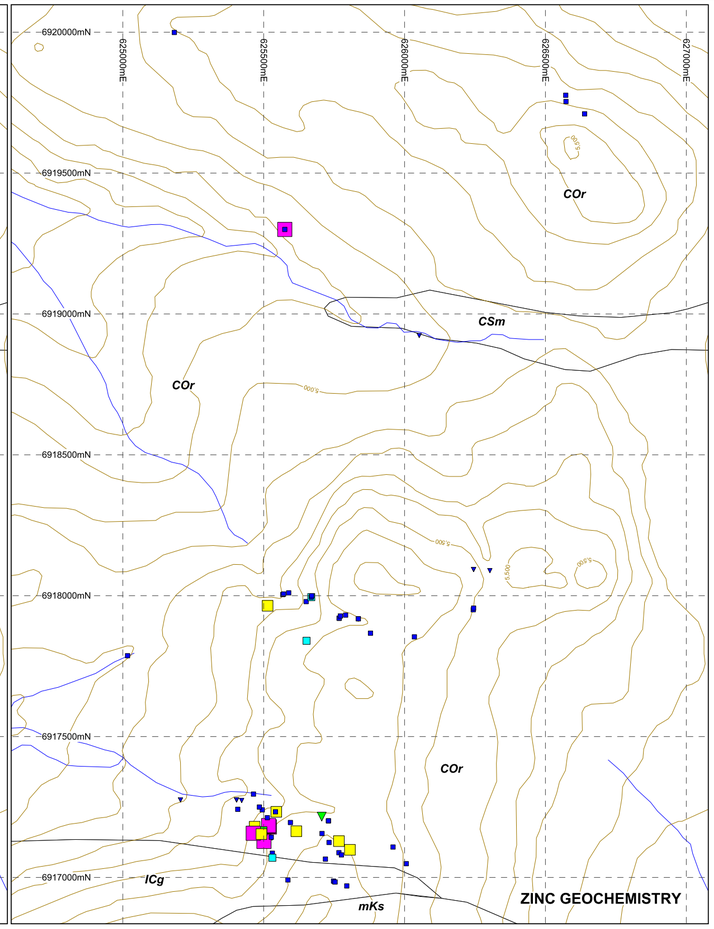

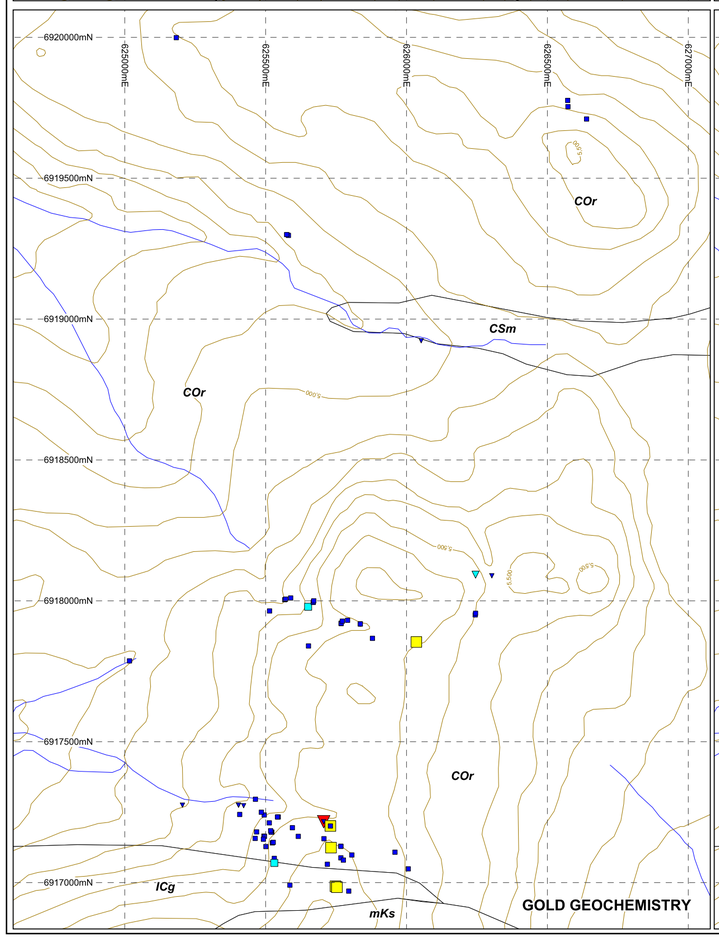

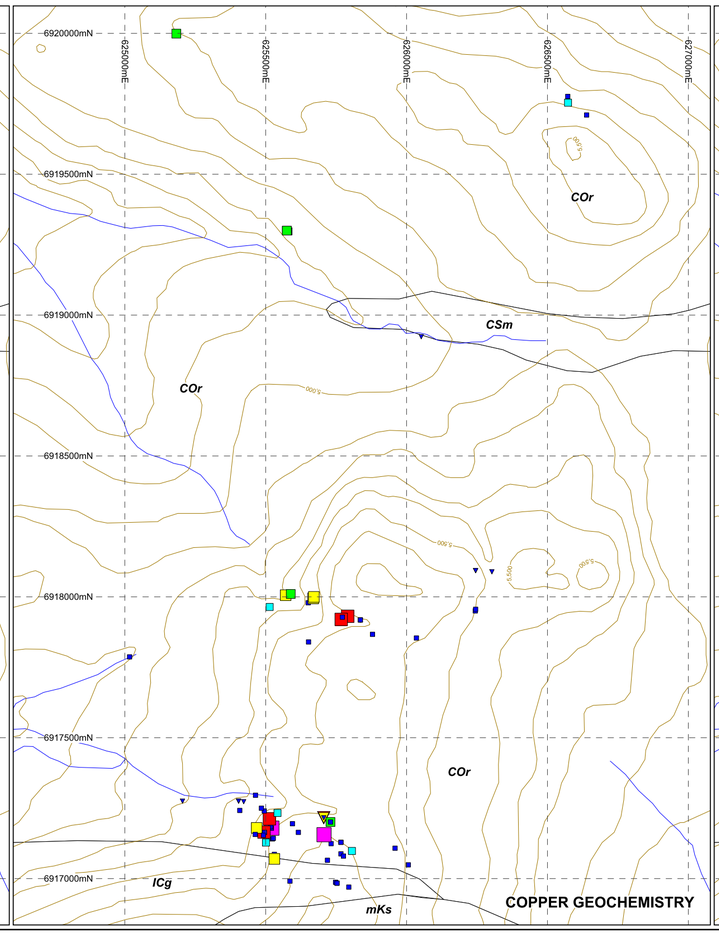

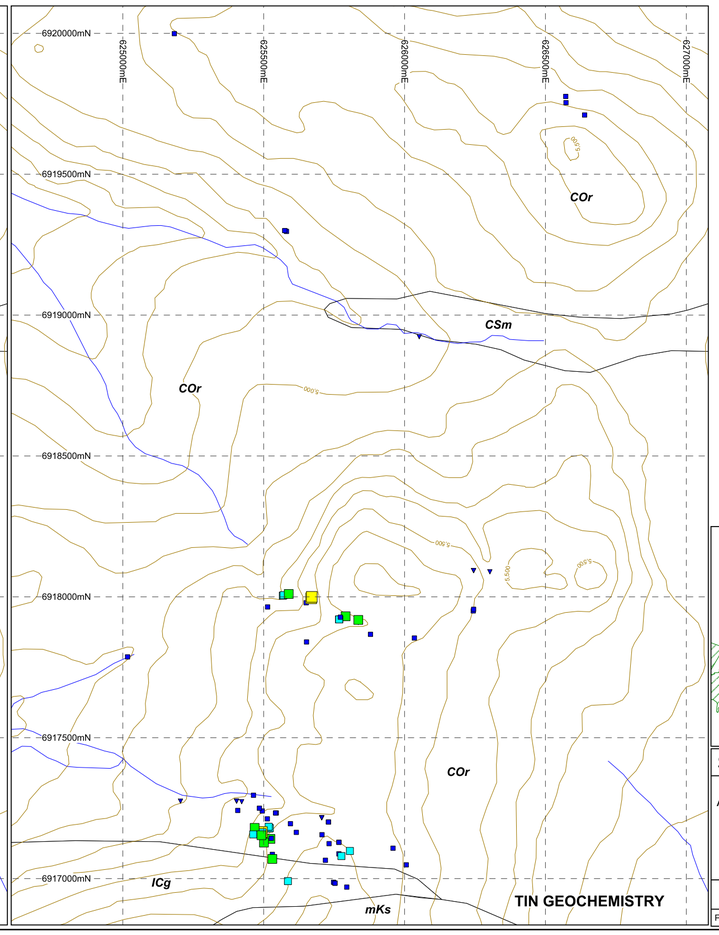

Silver in Rock (g/t)
- ≥ 100
- ≥ 50 < 100
- ≥ 20 < 50
- ≥ 10 < 20
- ≥ 5 < 10
- 0 < 5

Gold in Rock (g/t)
- ≥ 1.0
- ≥ 0.5 < 1.0
- ≥ 0.2 < 0.5
- ≥ 0.1 < 0.2
- ≥ 0.05 < 0.1
- 0 < 0.05

Lead in Rock (ppm)
- ≥ 10000
- ≥ 5000 < 10000
- ≥ 2000 < 5000
- ≥ 1000 < 2000
- ≥ 500 < 1000
- 0 < 500

Copper in Rock (ppm)
- ≥ 10000
- ≥ 5000 < 10000
- ≥ 2000 < 5000
- ≥ 1000 < 2000
- ≥ 500 < 1000
- 0 < 500

Zinc in Rock (ppm)
- ≥20000
- ≥ 10000 < 20000
- ≥ 5000 < 10000
- ≥ 2000 < 5000
- ≥ 1000 < 2000
- 0 < 1000

Tin in Rock (ppm)
- ≥ 2000
- ≥ 1000 < 2000
- ≥ 500 < 1000
- ≥ 200 < 500
- ≥ 100 < 200
- 0 < 100

- 2012 Rock sample
- Historical rock sample
- Diamond drill hole

See Figure 7 for geology legend

NOTE: Peak threshold values are property-wide, not KU Zone specific.

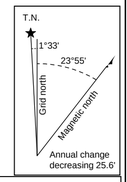

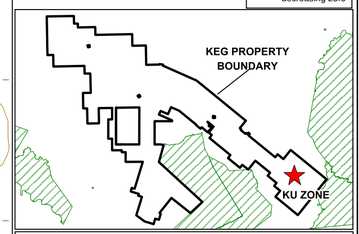

SILVER RANGE RESOURCES LTD.

FIGURE 31

ARCHER, CATHRO & ASSOCIATES (1981) LIMITED

KU ZONE

ROCK GEOCHEMISTRY

KEG PROPERTY

0 0.5 1.0 km

UTM ZONE 8, NAD 83, 105K/ 05,06,07,08,09,10,11,12 Contour Interval: 100 ft

FILE: .../Keg/Keg-Fxx-Geochem-Rocks-Ku.wor

DATE: JULY 2013

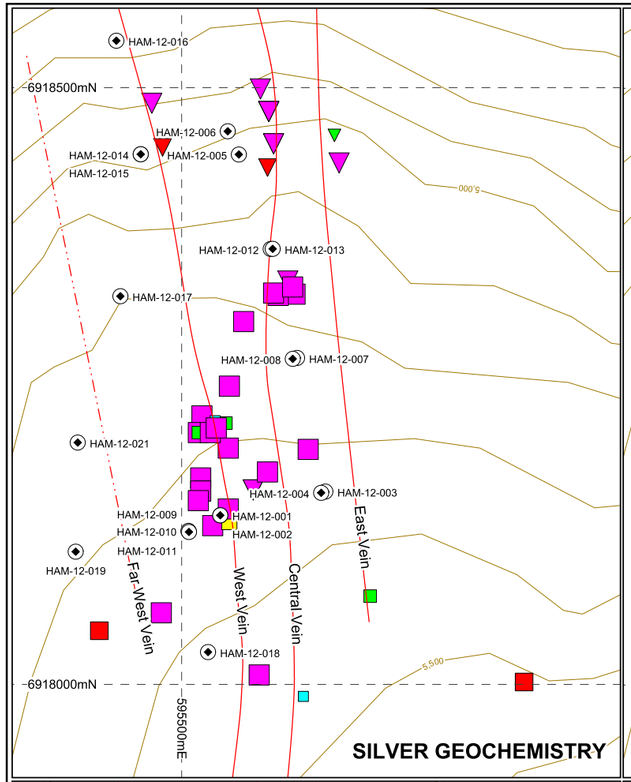

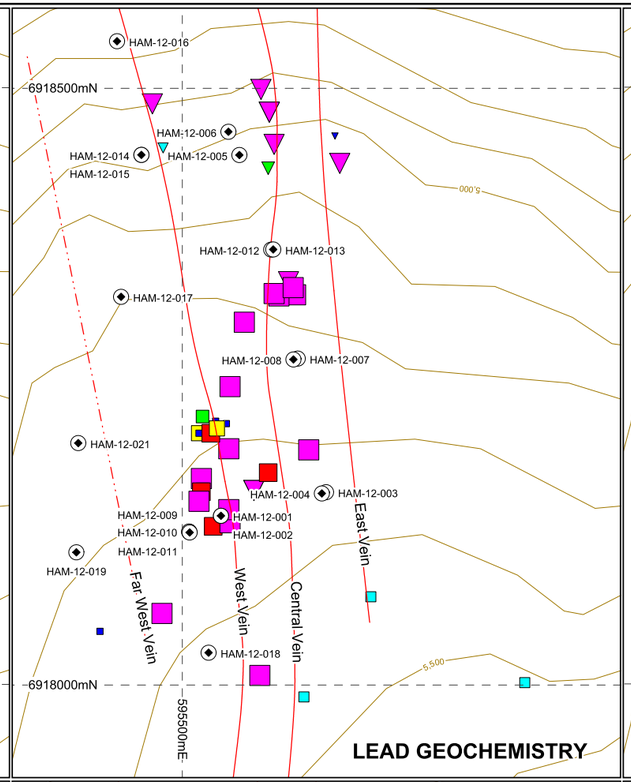

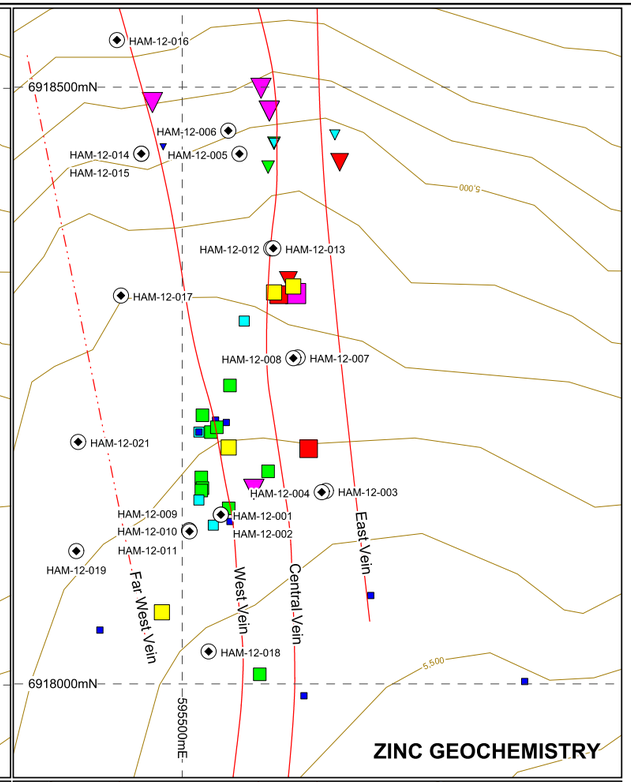

Silver in Rock (g/t)
- ≥ 100
- ≥ 50 < 100
- ≥ 20 < 50
- ≥ 10 < 20
- ≥ 5 < 10
- 0 < 5

Gold in Rock (g/t)
- ≥ 1.0
- ≥ 0.5 < 1.0
- ≥ 0.2 < 0.5
- ≥ 0.1 < 0.2
- ≥ 0.05 < 0.1
- 0 < 0.05

Lead in Rock (ppm)
- ≥ 10000
- ≥ 5000 < 10000
- ≥ 2000 < 5000
- ≥ 1000 < 2000
- ≥ 500 < 1000
- 0 < 500

Copper in Rock (ppm)
- ≥ 10000
- ≥ 5000 < 10000
- ≥ 2000 < 5000
- ≥ 1000 < 2000
- ≥ 500 < 1000
- 0 < 500

Zinc in Rock (ppm)
- ≥20000
- ≥ 10000 < 20000
- ≥ 5000 < 10000
- ≥ 2000 < 5000
- ≥ 1000 < 2000
- 0 < 1000

Tin in Rock (ppm)
- ≥ 2000
- ≥ 1000 < 2000
- ≥ 500 < 1000
- ≥ 200 < 500
- ≥ 100 < 200
- 0 < 100

- 2012 Rock sample
- Historical rock sample
- Diamond drill hole

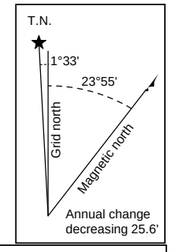

NOTE: Peak threshold values are property-wide, not Hammer Zone specific.

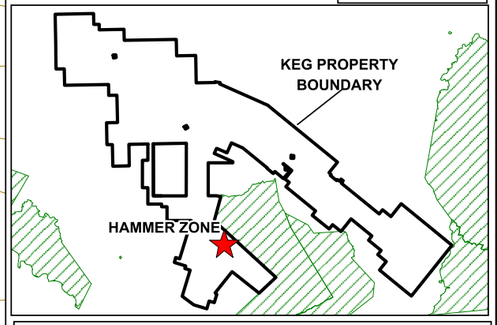

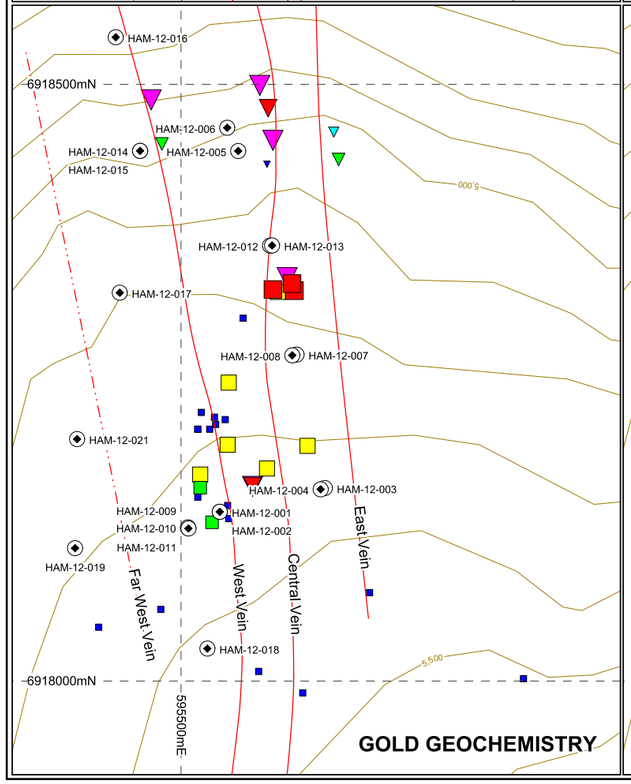

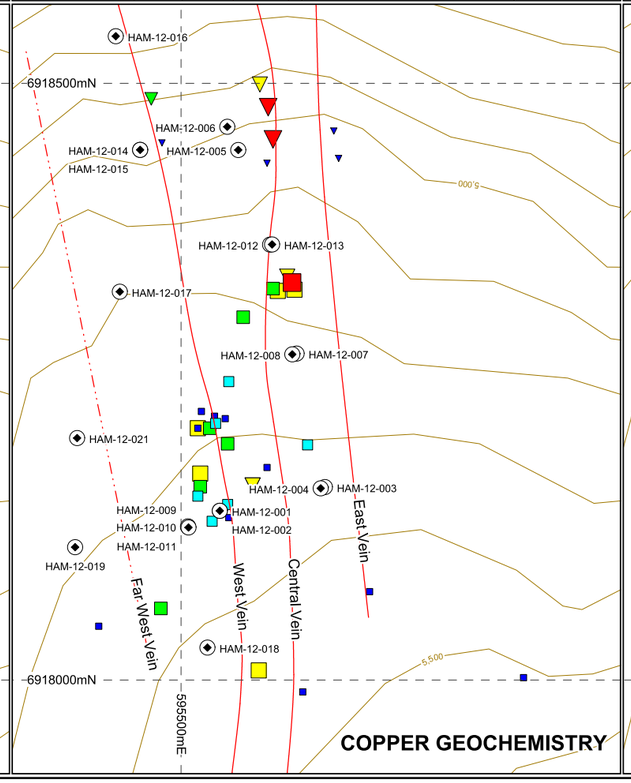

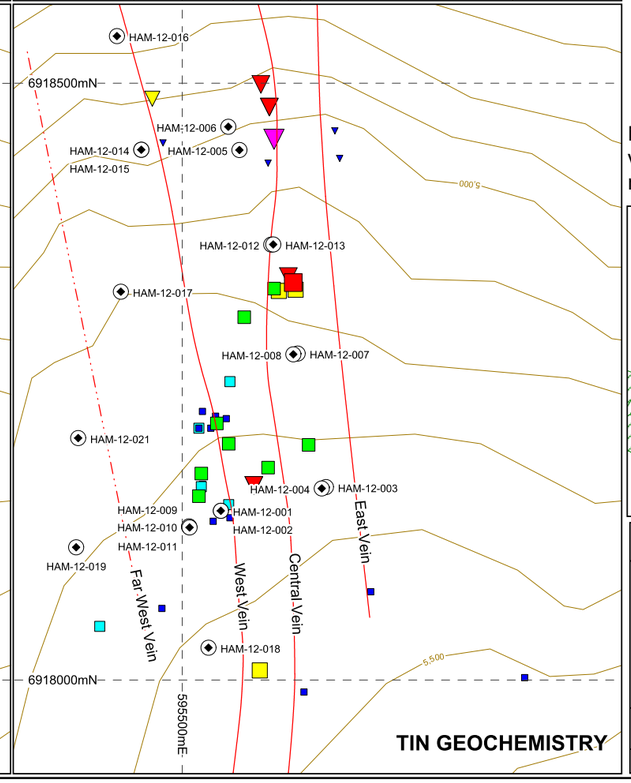

SILVER RANGE RESOURCES LTD.

FIGURE 32
ARCHER, CATHRO & ASSOCIATES (1981) LIMITED

HAMMER ZONE
ROCK GEOCHEMISTRY
KEG PROPERTY

0 125 250 m
UTM ZONE 8, NAD 83, 105K/ 05,06,07,08,09,10,11,12 Contour Interval: 100 ft

FILE: .../Keg/Keg-Fxx-Geochem-Rocks-Hammer.wor | DATE: JULY 2013

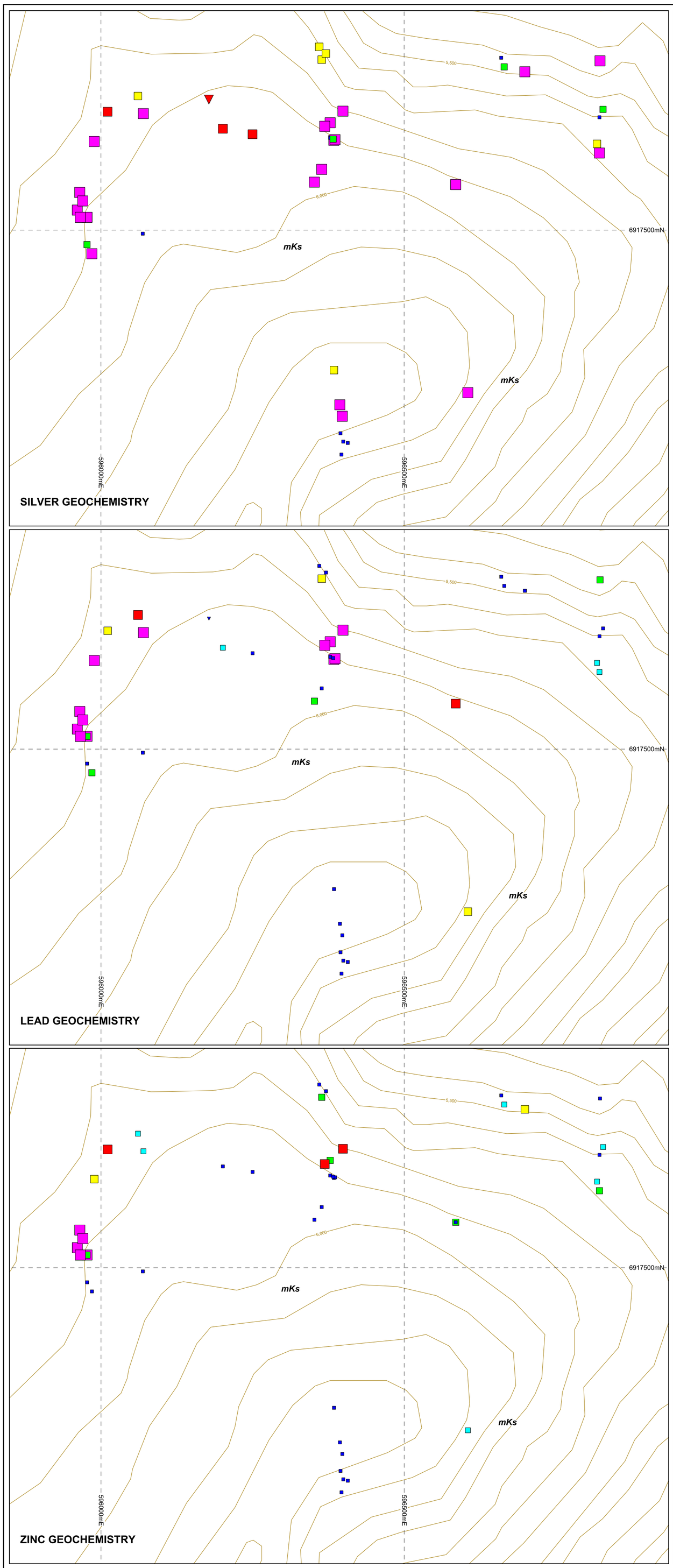

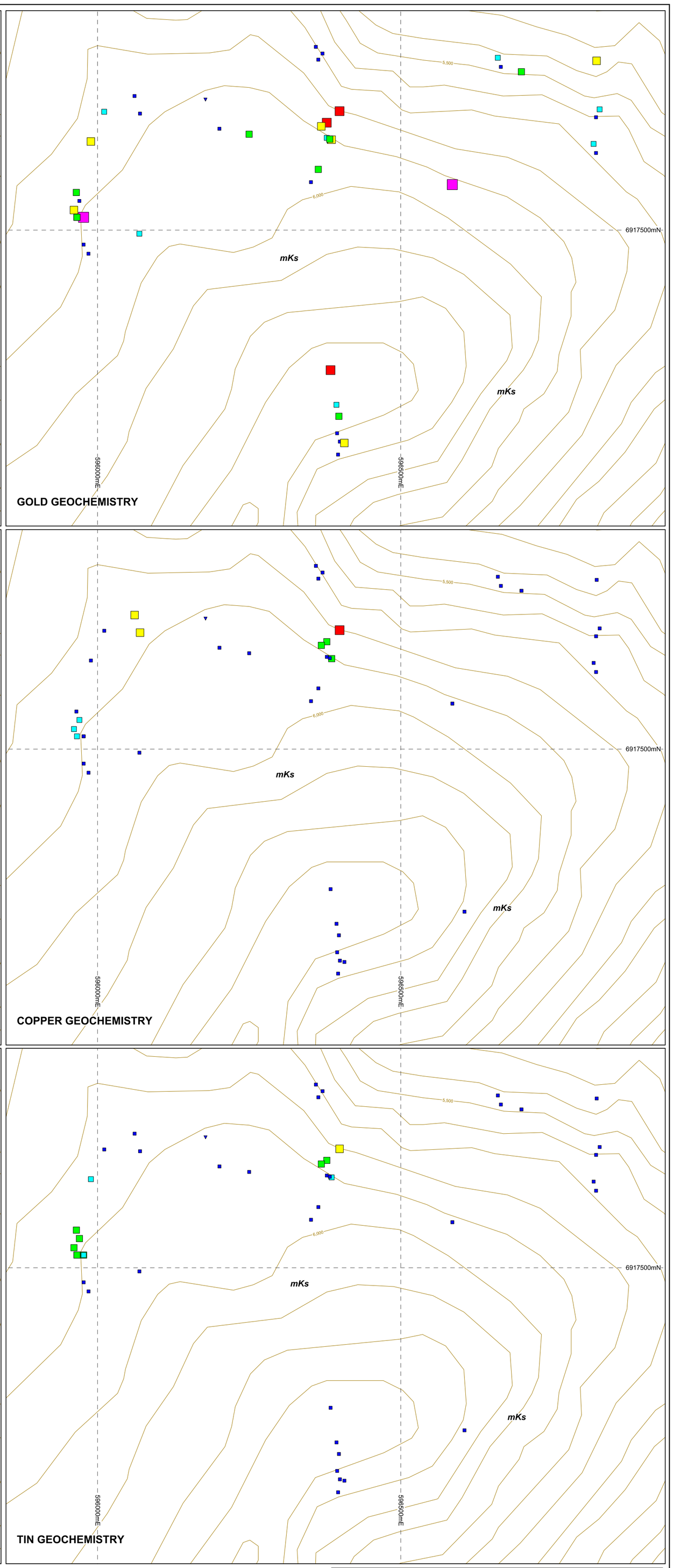

Silver in Rock (g/t)
- ≥ 100
- ≥ 50 < 100
- ≥ 20 < 50
- ≥ 10 < 20
- ≥ 5 < 10
- 0 < 5

Zinc in Rock (ppm)
- ≥20000
- ≥ 10000 < 20000
- ≥ 5000 < 10000
- ≥ 2000 < 5000
- ≥ 1000 < 2000
- 0 < 1000

Copper in Rock (ppm)
- ≥ 10000
- ≥ 5000 < 10000
- ≥ 2000 < 5000
- ≥ 1000 < 2000
- ≥ 500 < 1000
- 0 < 500

Lead in Rock (ppm)
- ≥ 10000
- ≥ 5000 < 10000
- ≥ 2000 < 5000
- ≥ 1000 < 2000
- ≥ 500 < 1000
- 0 < 500

Gold in Rock (g/t)
- ≥ 1.0
- ≥ 0.5 < 1.0
- ≥ 0.2 < 0.5
- ≥ 0.1 < 0.2
- ≥ 0.05 < 0.1
- 0 < 0.05

Tin in Rock (ppm)
- ≥ 2000
- ≥ 1000 < 2000
- ≥ 500 < 1000
- ≥ 200 < 500
- ≥ 100 < 200
- 0 < 100

See Figure 7 for geology legend

- 2012 Rock sample
- Historical rock sample
- Diamond drill hole

NOTE: Peak threshold values are property-wide, not Cody Zone specific.

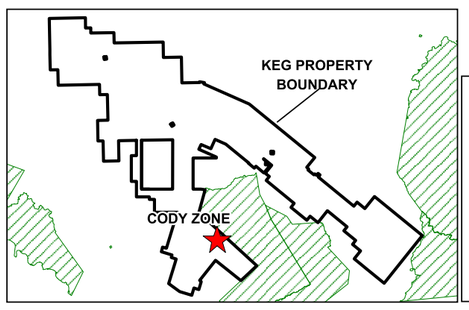

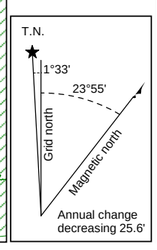

SILVER RANGE RESOURCES LTD.

FIGURE 33

ARCHER, CATHRO & ASSOCIATES (1981) LIMITED

CODY ZONE ROCK GEOCHEMISTRY

KEG PROPERTY

0 125 250 m

UTM ZONE 8, NAD 83, 105K/ 05,06,07,08,09,10,11,12 Contour Interval: 100 ft

FILE: .../Keg/Keg-Fxx-Geochem-Rocks-RGS.wor

DATE: JULY 2013

SILVER GEOCHEMISTRY

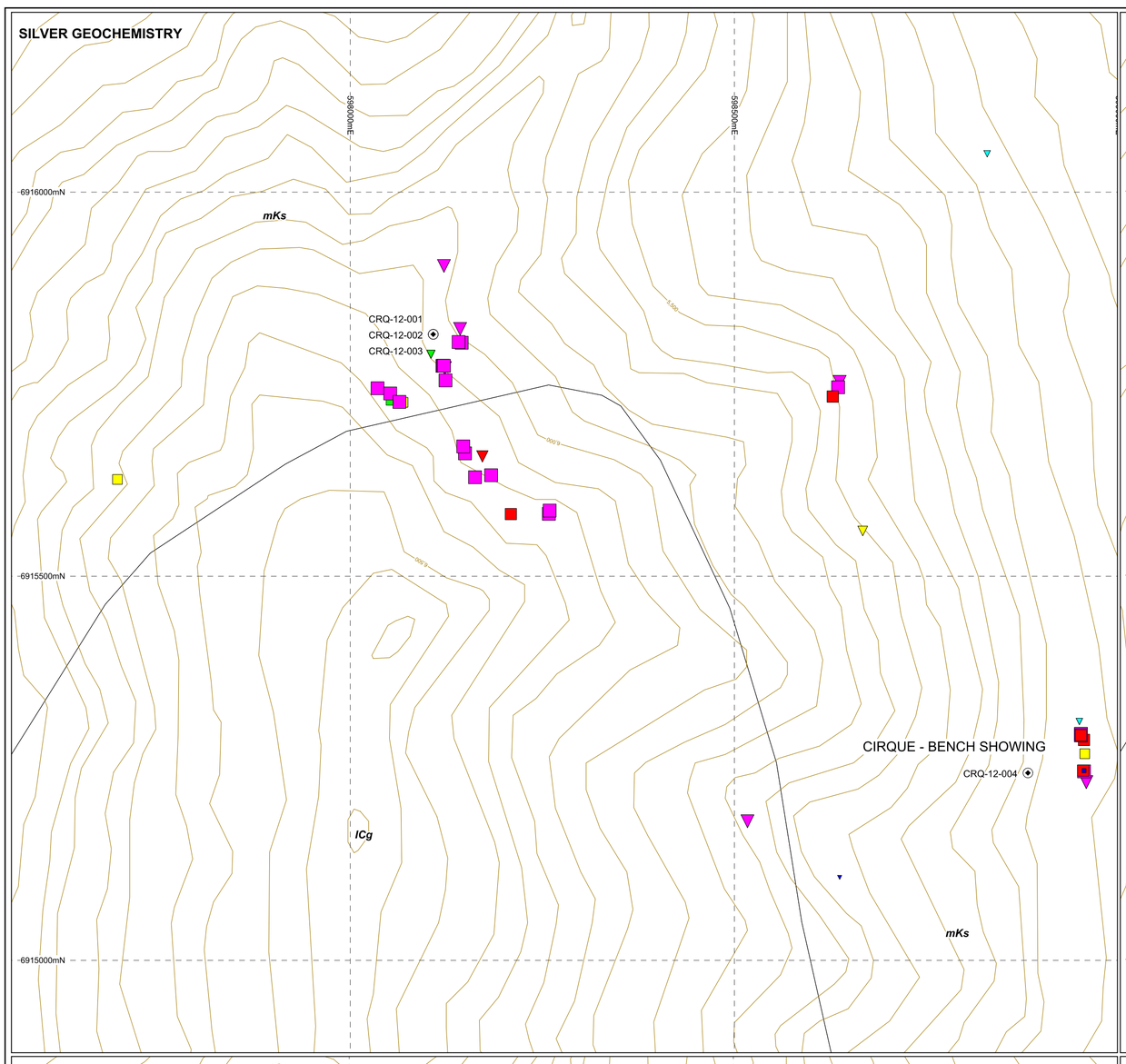

GOLD GEOCHEMISTRY

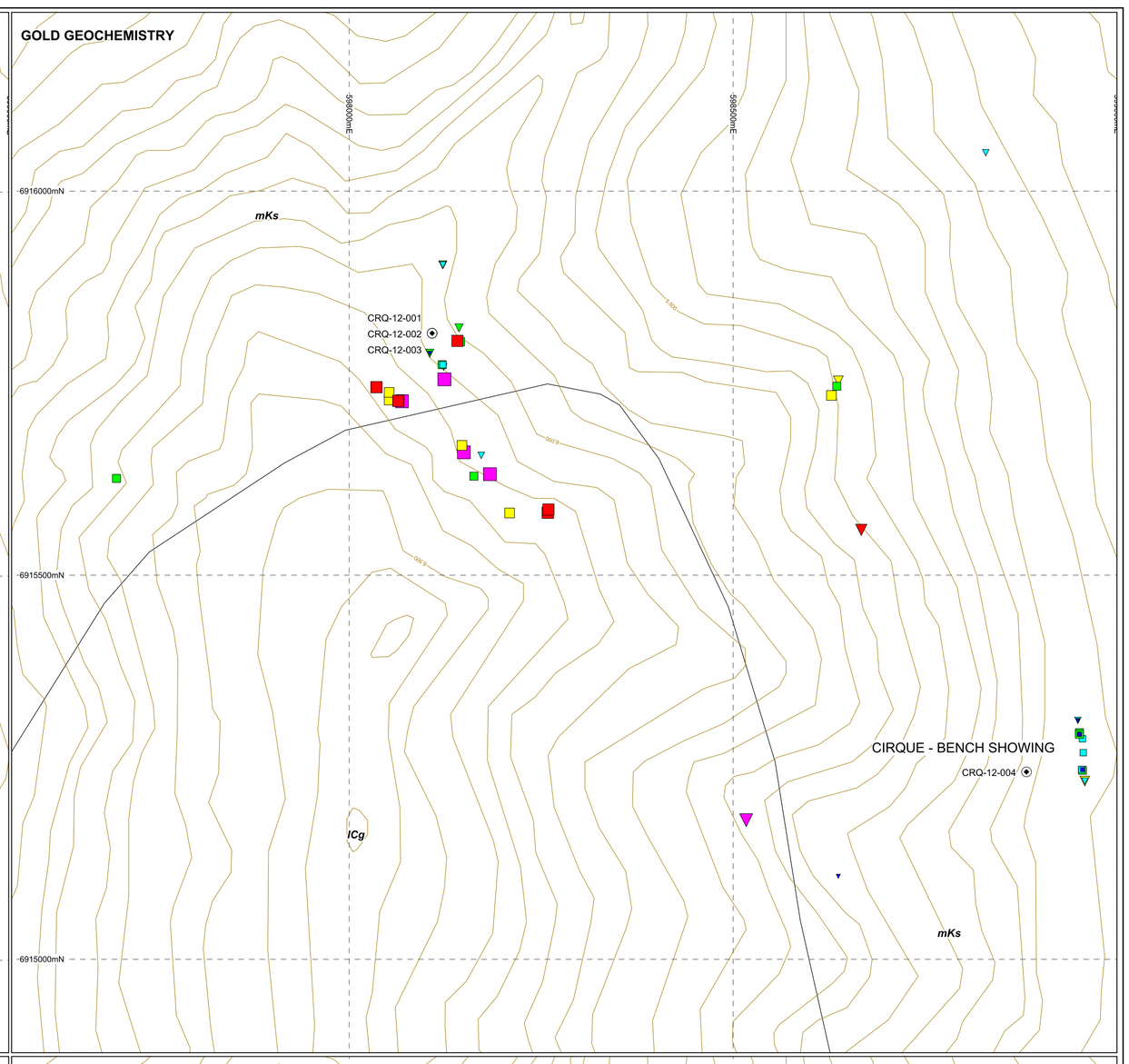

LEAD GEOCHEMISTRY

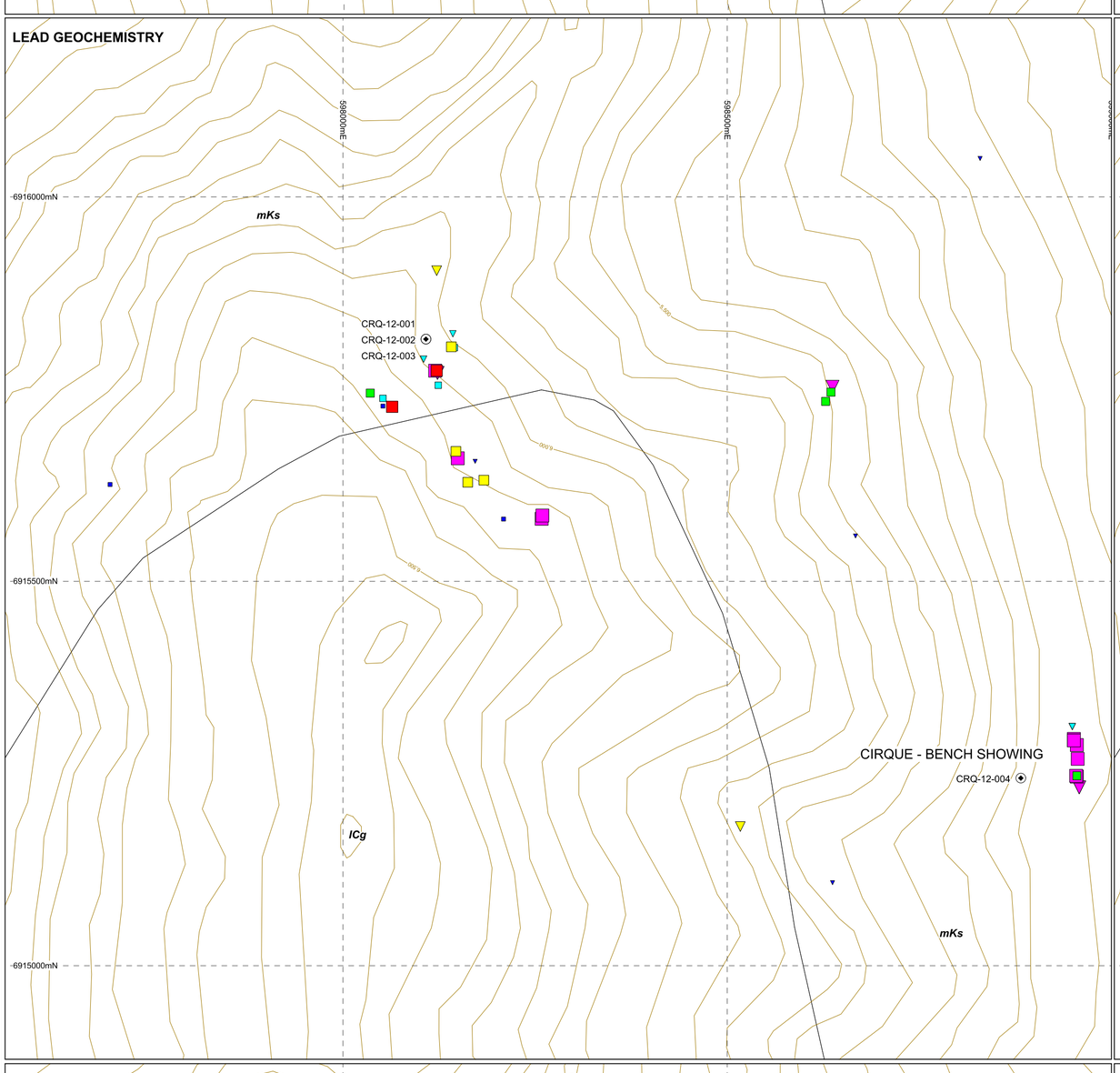

COPPER GEOCHEMISTRY

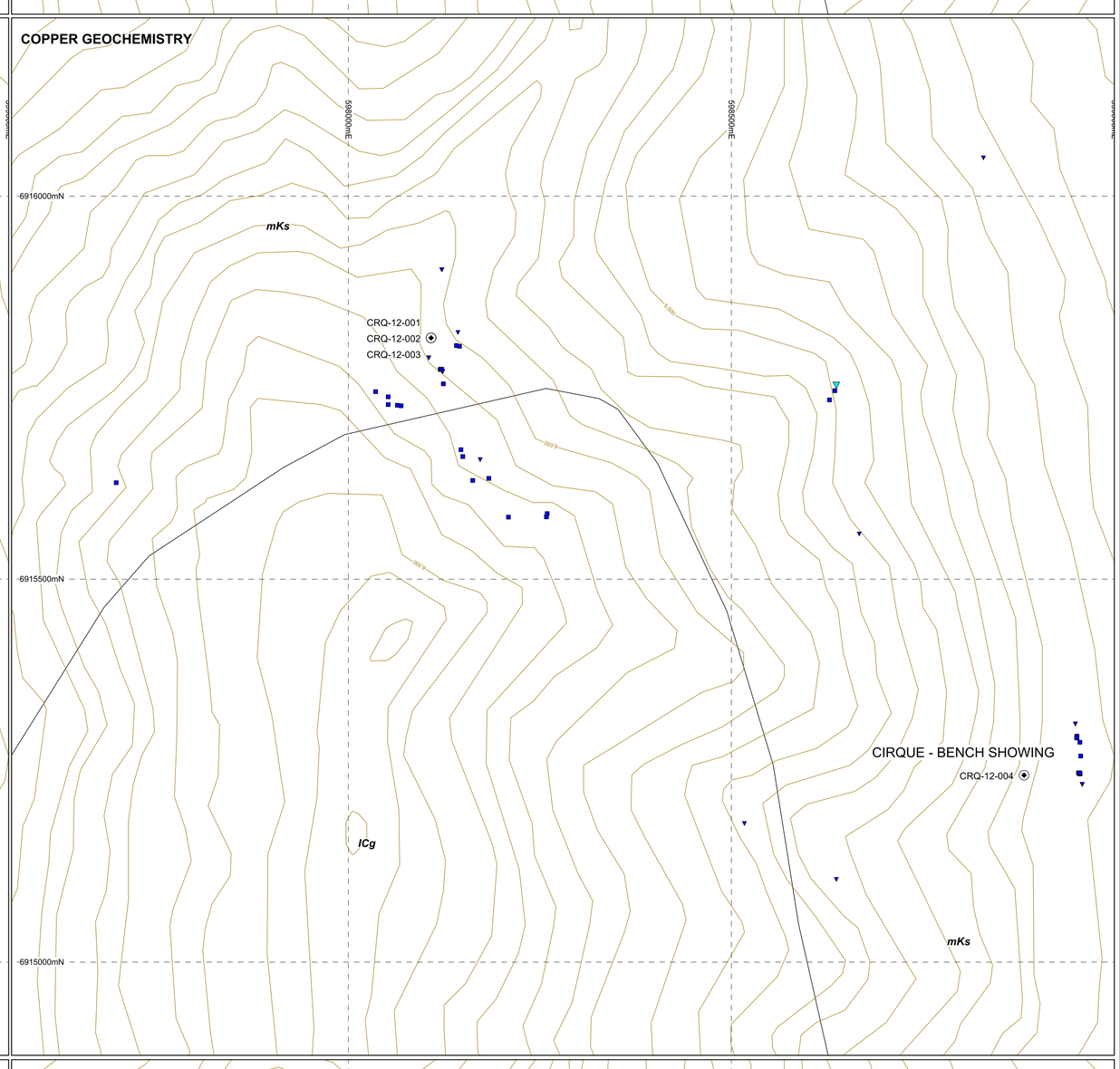

ZINC GEOCHEMISTRY

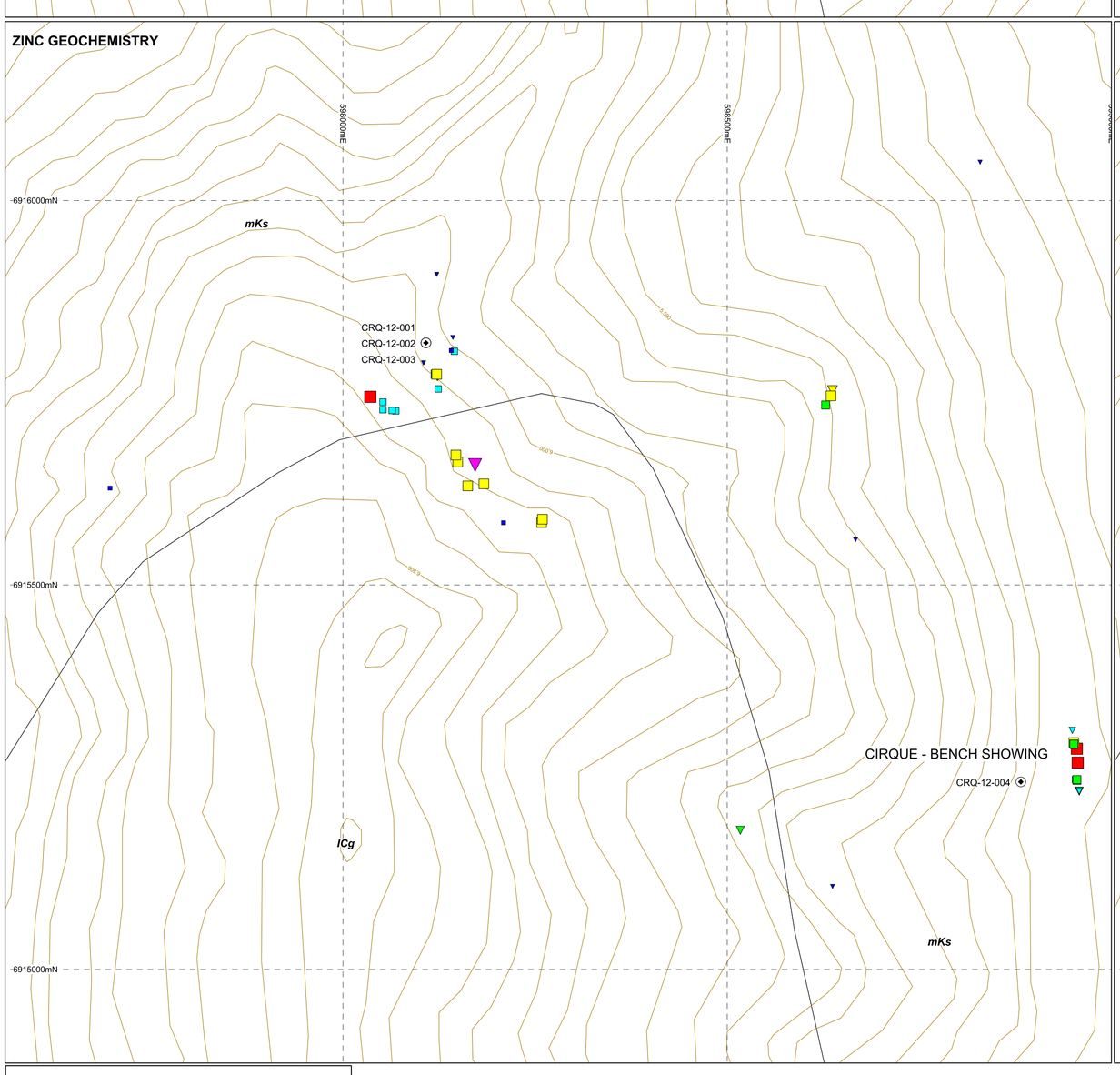

TIN GEOCHEMISTRY

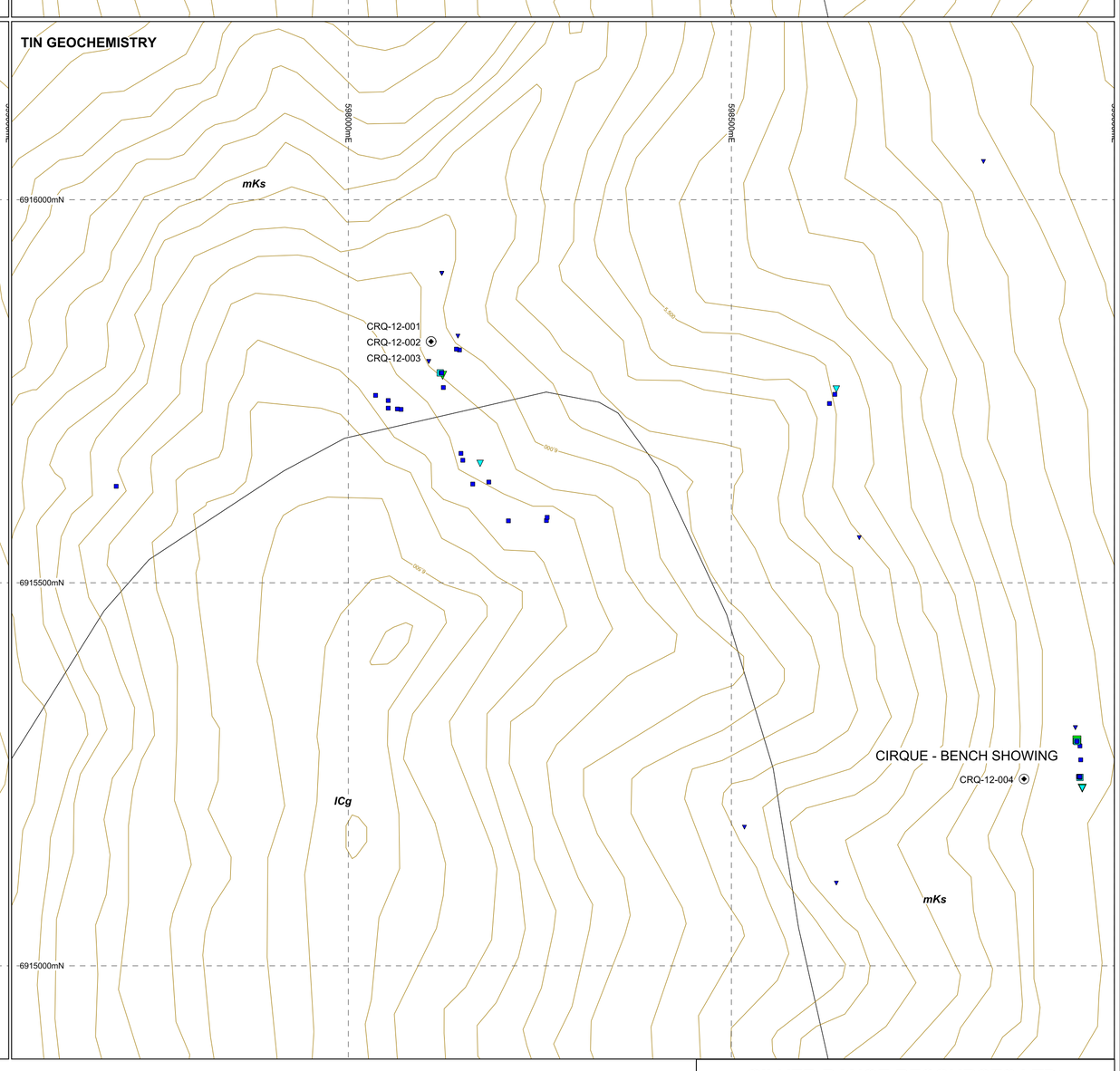

Silver in Rock (g/t)

- ≥ 100
- ≥ 50 < 100
- ≥ 20 < 50
- ≥ 10 < 20
- ≥ 5 < 10
- 0 < 5

Zinc in Rock (ppm)

- ≥20000
- ≥ 10000 < 20000
- ≥ 5000 < 10000
- ≥ 2000 < 5000
- ≥ 1000 < 2000
- 0 < 1000

Copper in Rock (ppm)

- ≥ 10000
- ≥ 5000 < 10000
- ≥ 2000 < 5000
- ≥ 1000 < 2000
- ≥ 500 < 1000
- 0 < 500

Lead in Rock (ppm)

- ≥ 10000
- ≥ 5000 < 10000
- ≥ 2000 < 5000
- ≥ 1000 < 2000
- ≥ 500 < 1000
- 0 < 500

Gold in Rock (g/t)

- ≥ 1.0
- ≥ 0.5 < 1.0
- ≥ 0.2 < 0.5
- ≥ 0.1 < 0.2
- ≥ 0.05 < 0.1
- 0 < 0.05

Tin in Rock (ppm)

- ≥ 2000
- ≥ 1000 < 2000
- ≥ 500 < 1000
- ≥ 200 < 500
- ≥ 100 < 200
- 0 < 100

See Figure 7 for geology legend

- 2012 Rock sample
- Historical rock sample
- Diamond drill hole

NOTE: Peak threshold values are property-wide, not Cirque Zone specific.

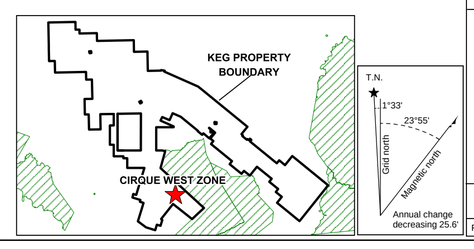

SILVER RANGE RESOURCES LTD.

FIGURE 34

ARCHER, CATHRO & ASSOCIATES (1981) LIMITED

CIRQUE ZONE ROCK GEOCHEMISTRY

KEG PROPERTY

0 125 250 m

UTM ZONE 8, NAD 83, 105K/ 05,06,07,08,09,10,11,12 Contour Interval: 100 ft

FILE: .../Keg/Keg-Fix-Geochem-Rocks-Cirque.wor

DATE: JULY 2013

SILVER GEOCHEMISTRY

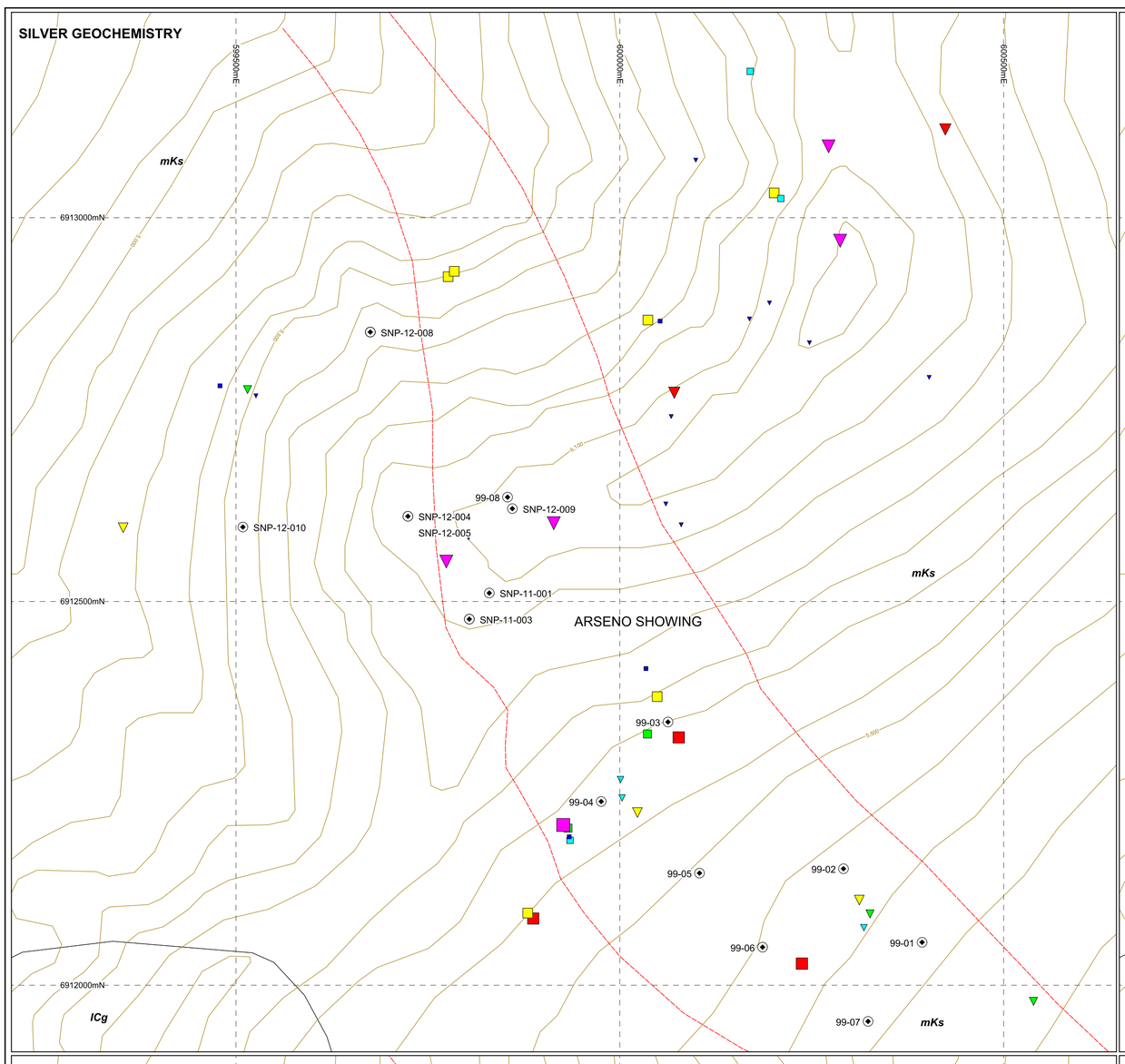

GOLD GEOCHEMISTRY

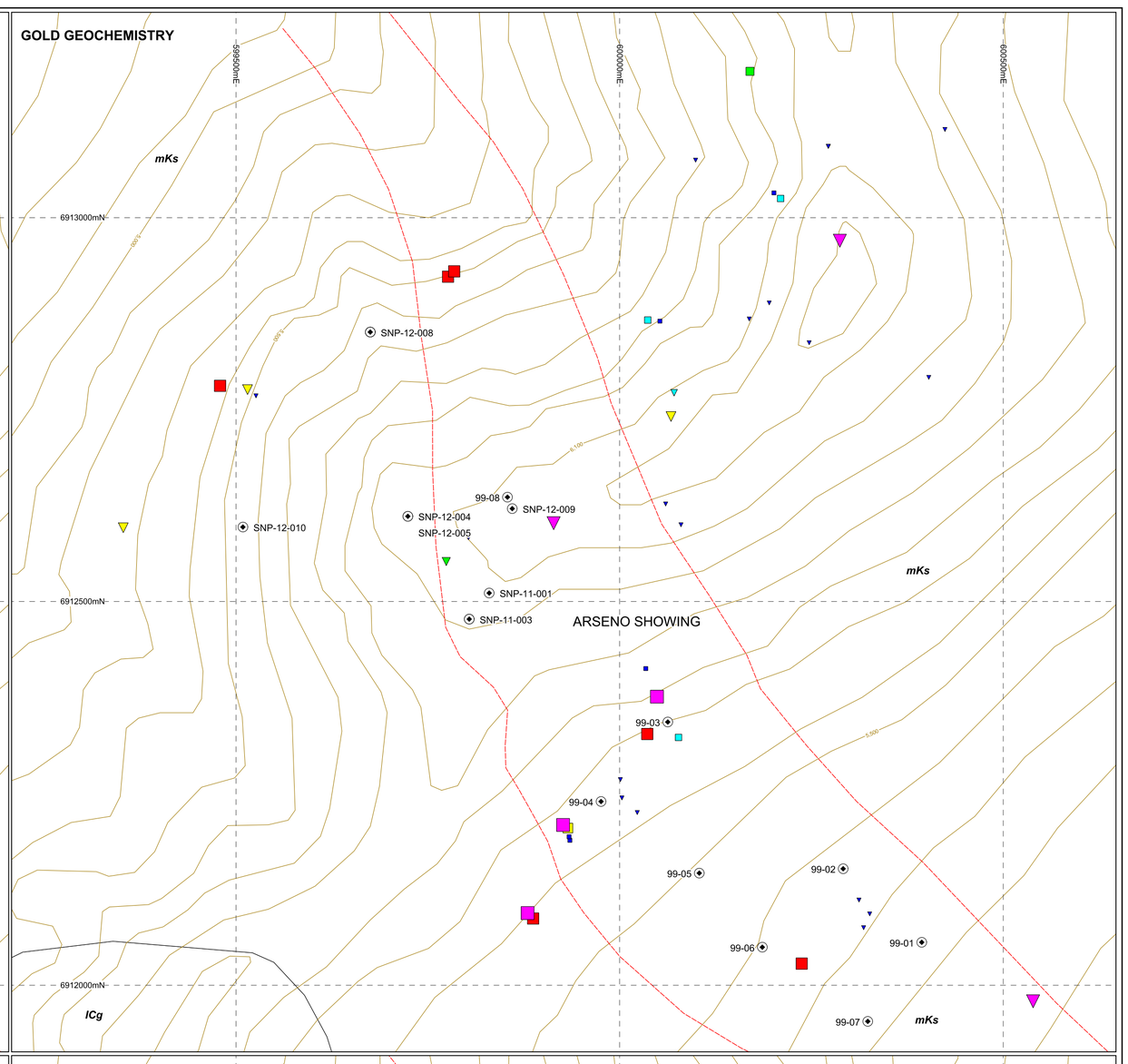

LEAD GEOCHEMISTRY

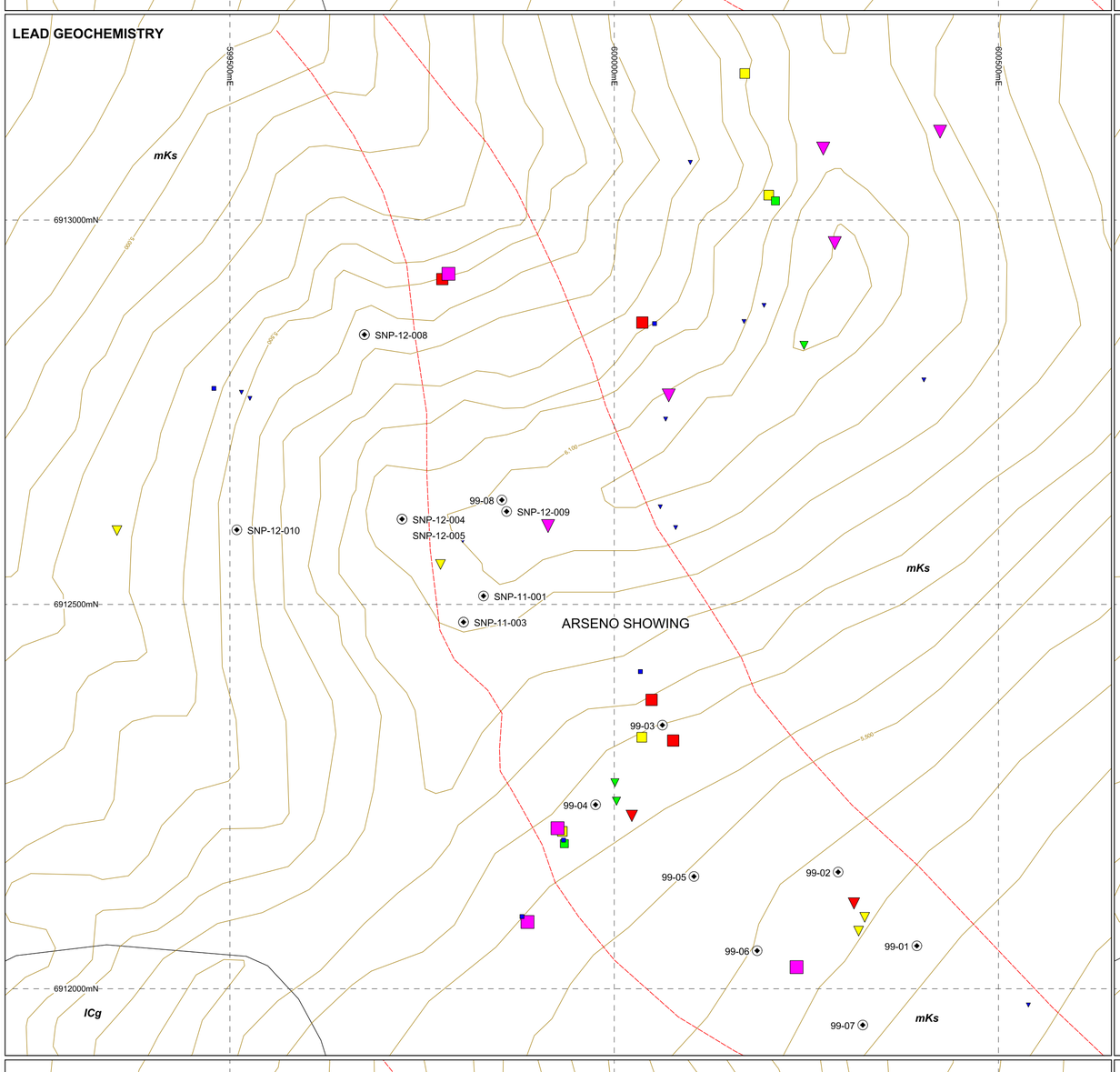

COPPER GEOCHEMISTRY

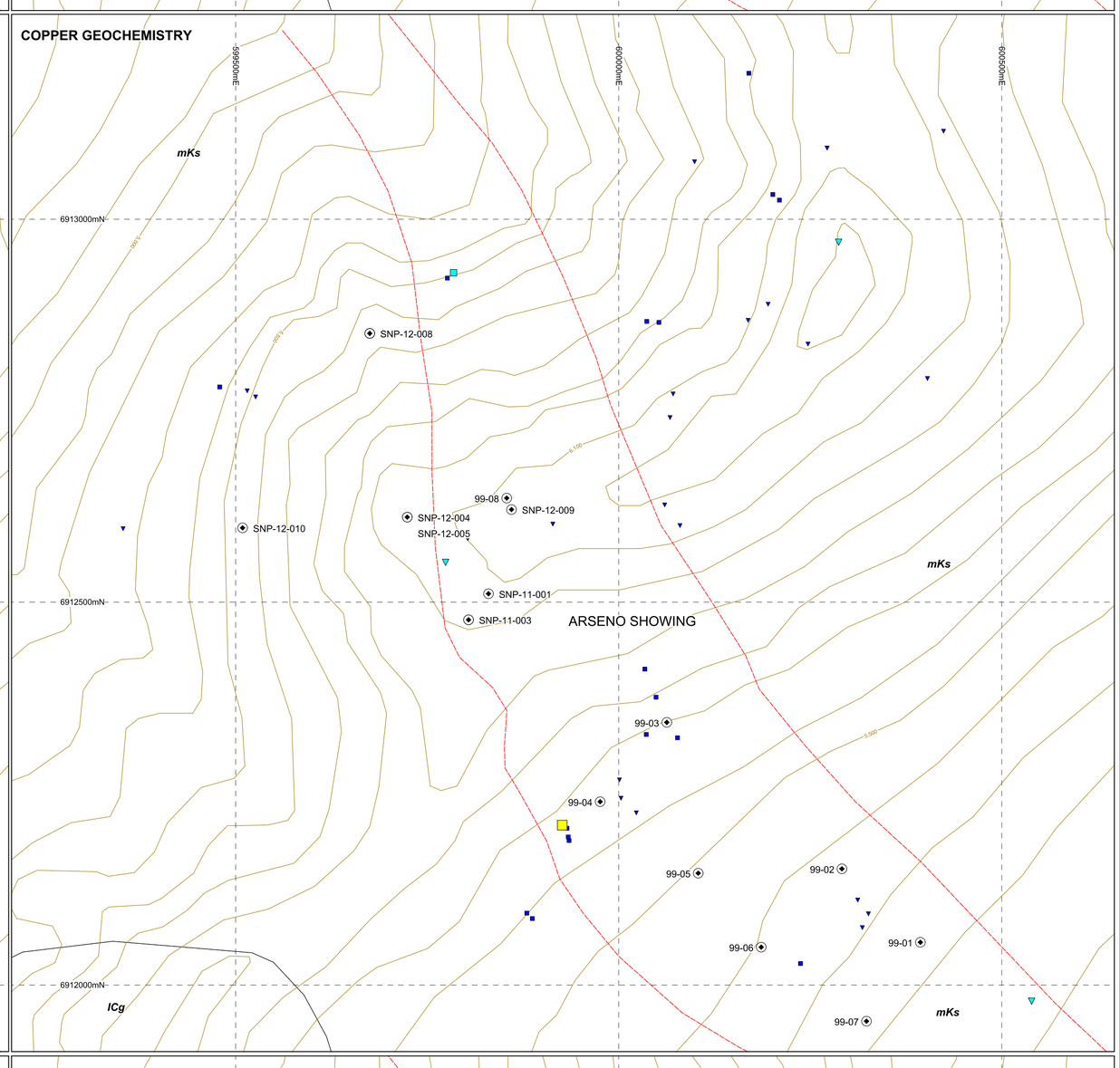

ZINC GEOCHEMISTRY

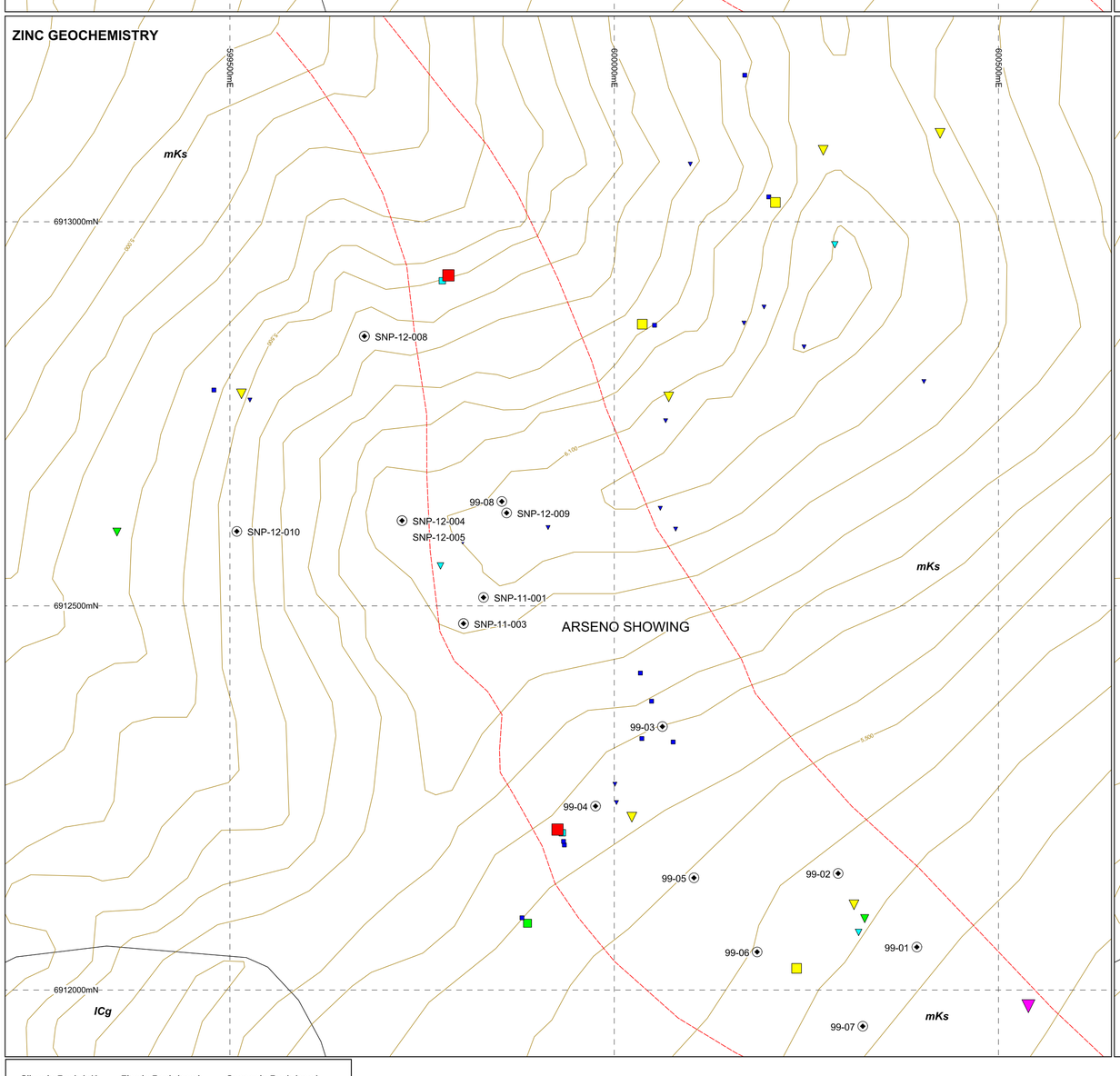

TIN GEOCHEMISTRY

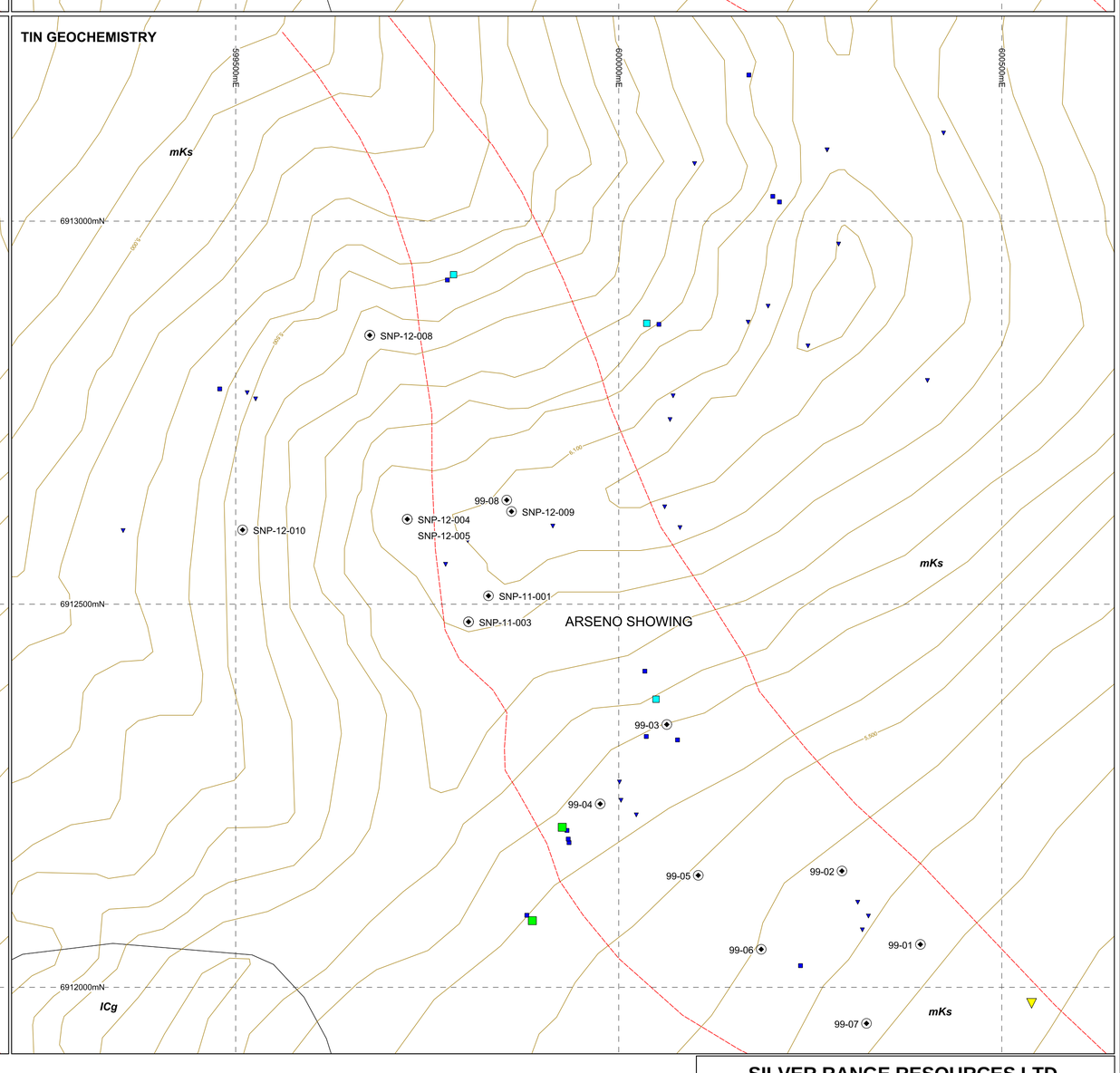

Silver in Rock (g/t)

≥ 100
≥ 50 < 100
≥ 20 < 50
≥ 10 < 20
≥ 5 < 10
0 < 5

Zinc in Rock (ppm)

≥20000
≥ 10000 < 20000
≥ 5000 < 10000
≥ 2000 < 5000
≥ 1000 < 2000
0 < 1000

Copper in Rock (ppm)

≥ 10000
≥ 5000 < 10000
≥ 2000 < 5000
≥ 1000 < 2000
≥ 500 < 1000
0 < 500

Lead in Rock (ppm)

≥ 10000
≥ 5000 < 10000
≥ 2000 < 5000
≥ 1000 < 2000
≥ 500 < 1000
0 < 500

Gold in Rock (g/t)

≥ 1.0
≥ 0.5 < 1.0
≥ 0.2 < 0.5
≥ 0.1 < 0.2
≥ 0.05 < 0.1
0 < 0.05

Tin in Rock (ppm)

≥ 2000
≥ 1000 < 2000
≥ 500 < 1000
≥ 200 < 500
≥ 100 < 200
0 < 100

See Figure 7 for geology legend

- 2012 Rock sample
- Historical rock sample
- Diamond drill hole

NOTE: Peak threshold values are property-wide, not Snap Zone specific.

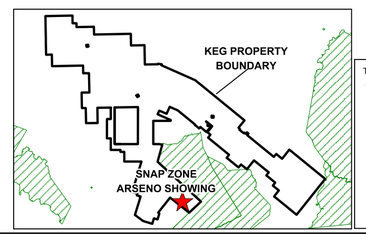

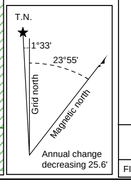

SILVER RANGE RESOURCES LTD.

FIGURE 35

ARCHER, CATHRO & ASSOCIATES (1981) LIMITED

SNAP ZONE - ARSENO SHOWING ROCK GEOCHEMISTRY

KEG PROPERTY

0 125 250 m

UTM ZONE 8, NAD 83, 105K/ 05,06,07,08,09,10,11,12 Contour Interval: 100 ft

FILE: .../Keg/Keg-Fxx-Geochem-Rocks-SnapAresno.wor

DATE: JULY 2013

SILVER GEOCHEMISTRY

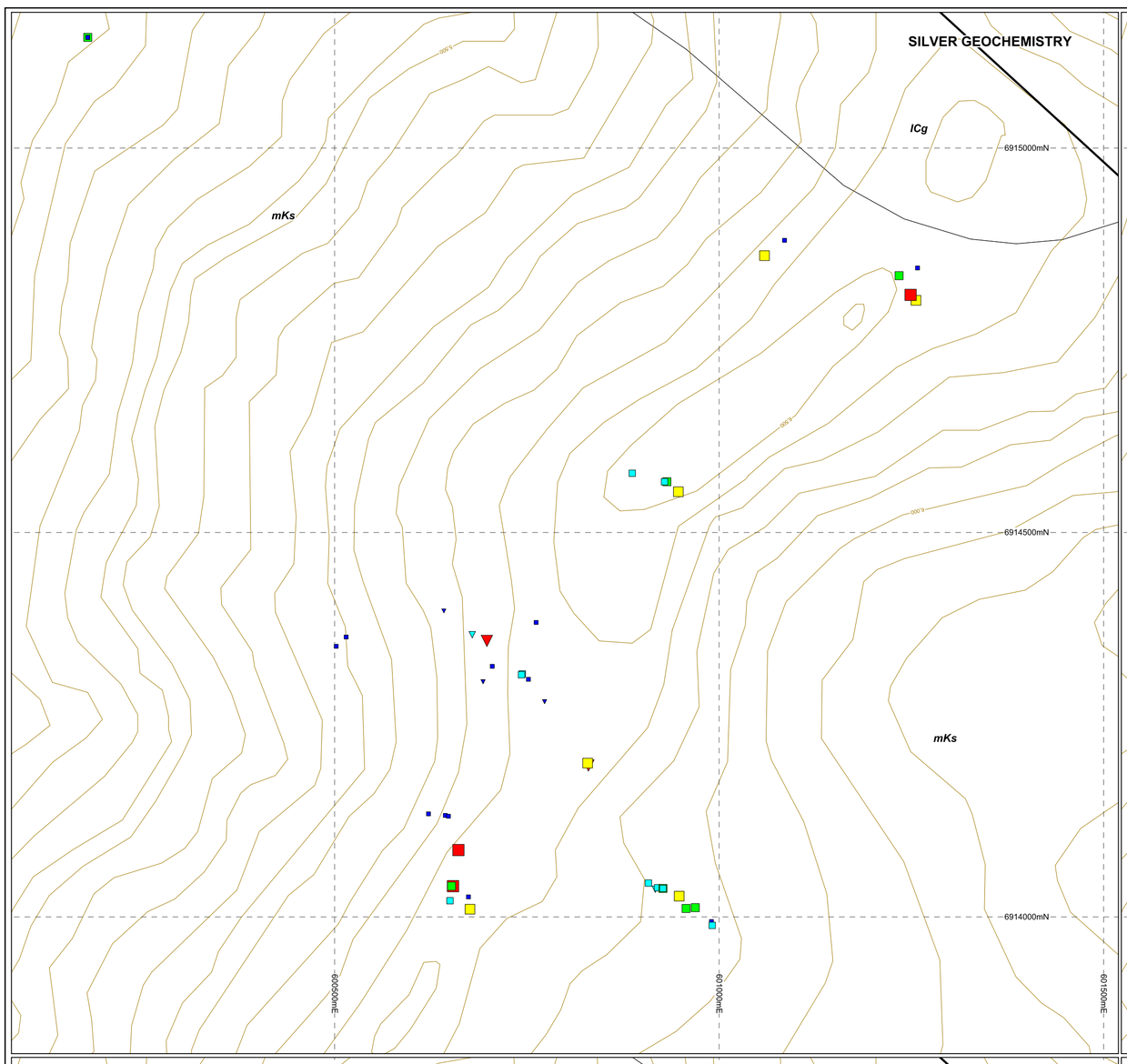

GOLD GEOCHEMISTRY

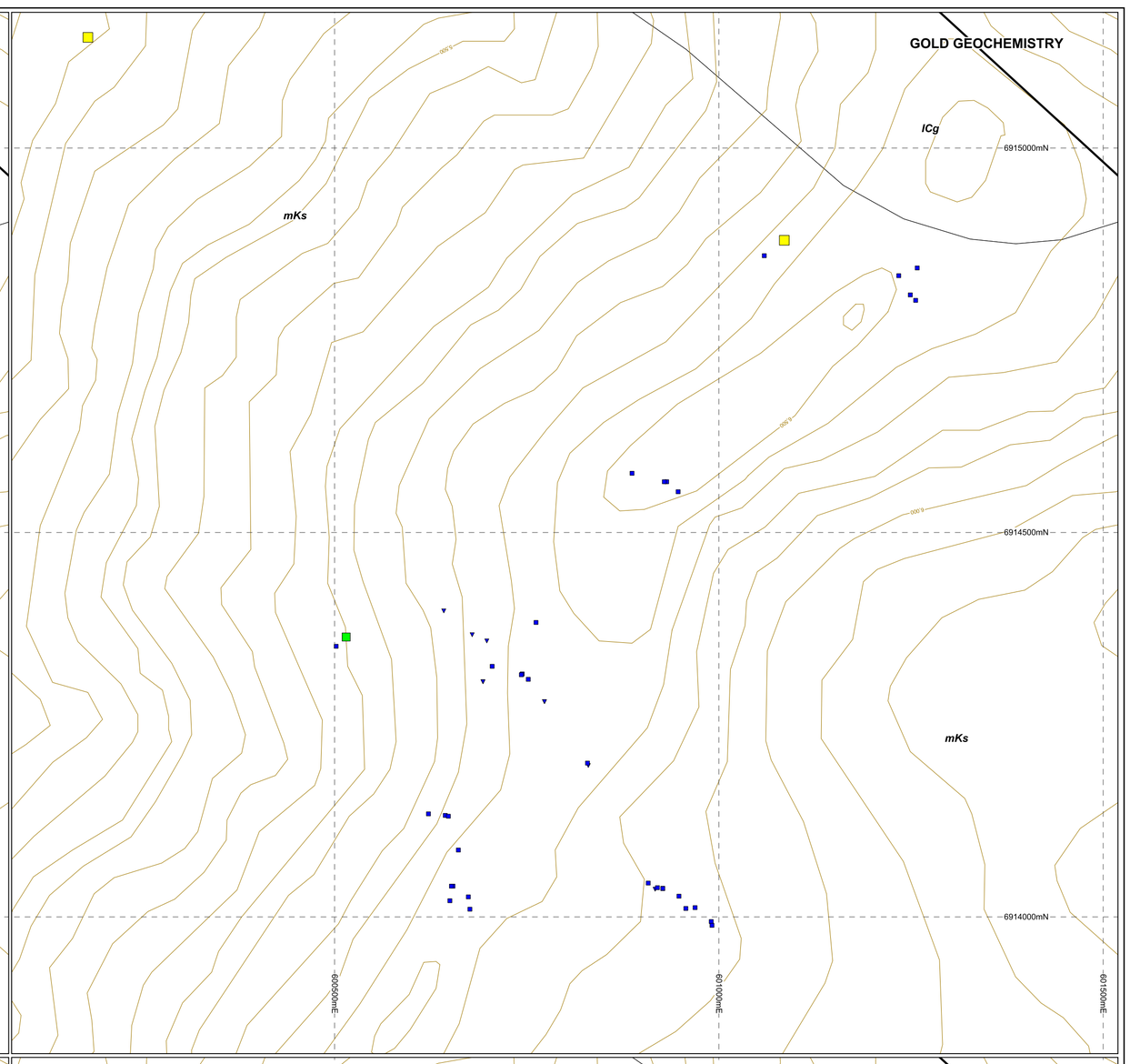

LEAD GEOCHEMISTRY

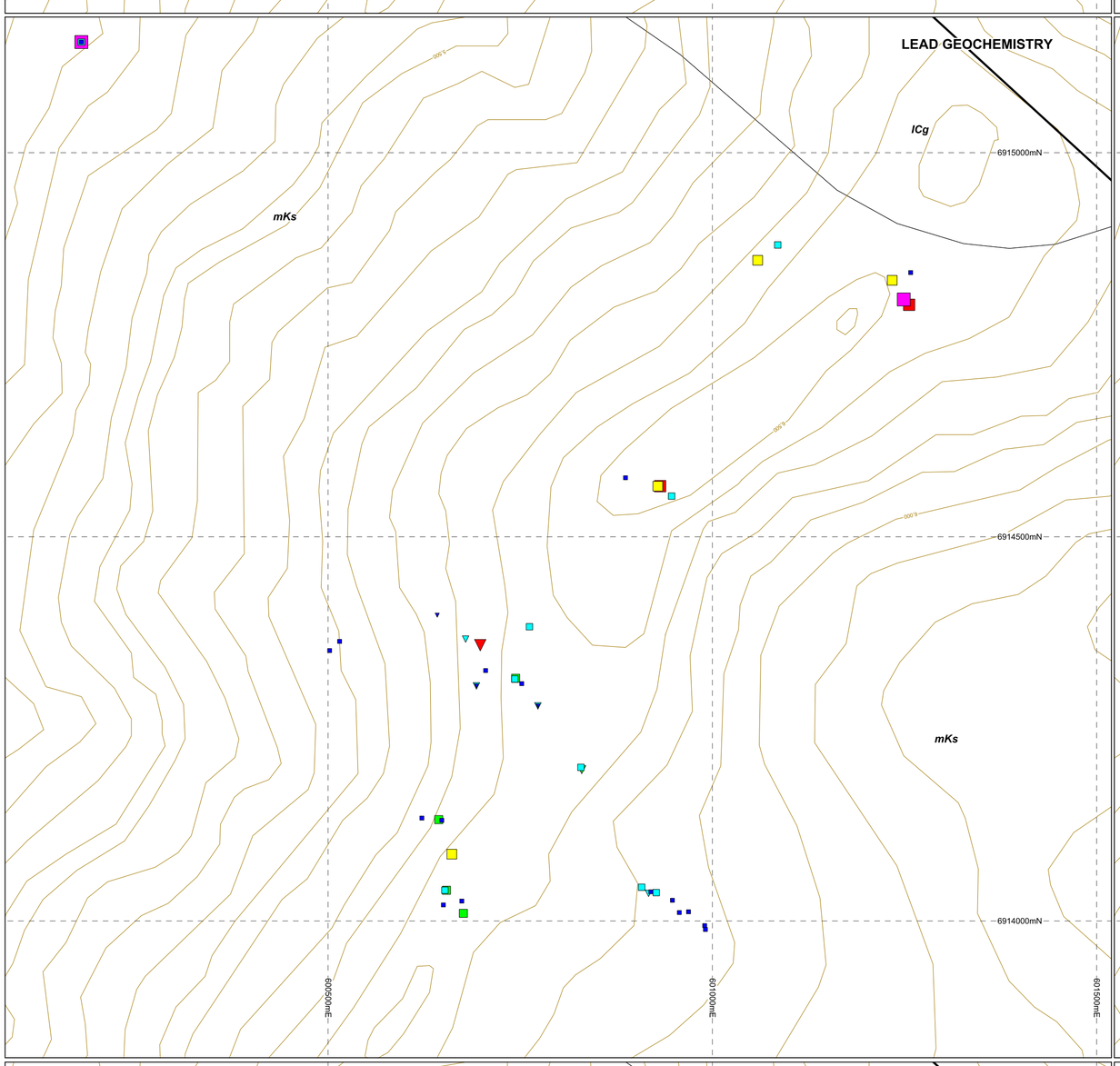

COPPER GEOCHEMISTRY

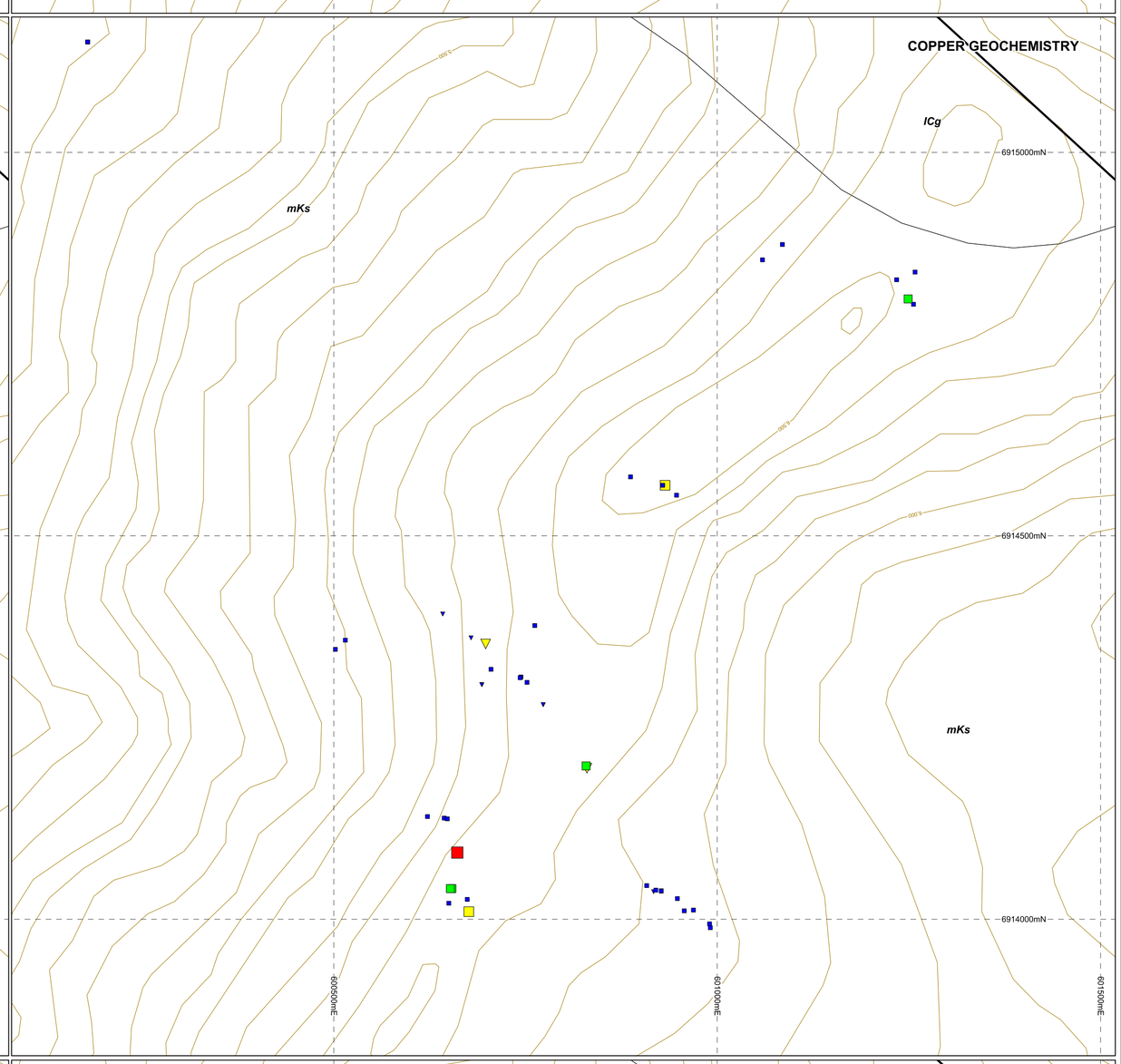

ZINC GEOCHEMISTRY

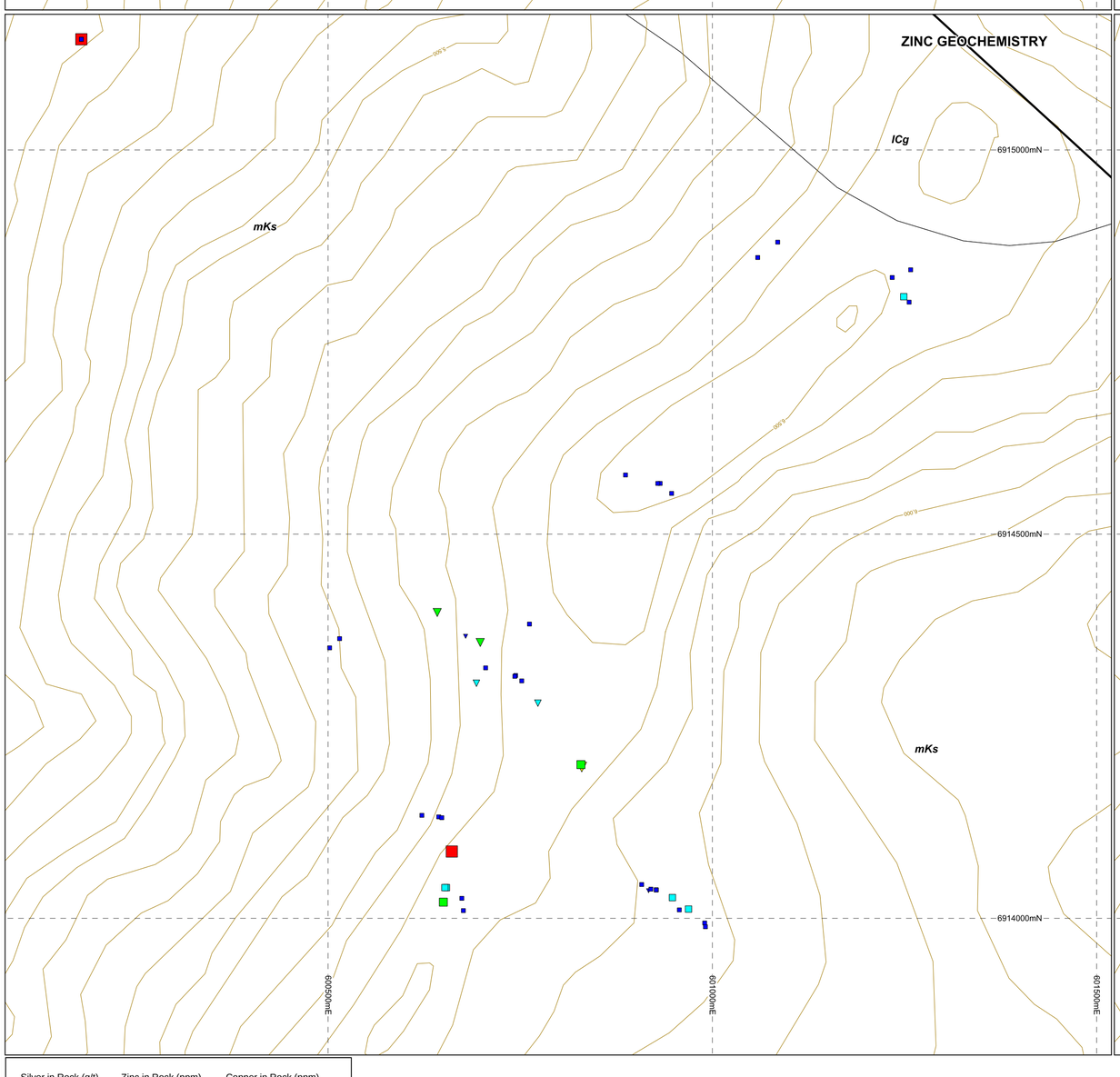

TIN GEOCHEMISTRY

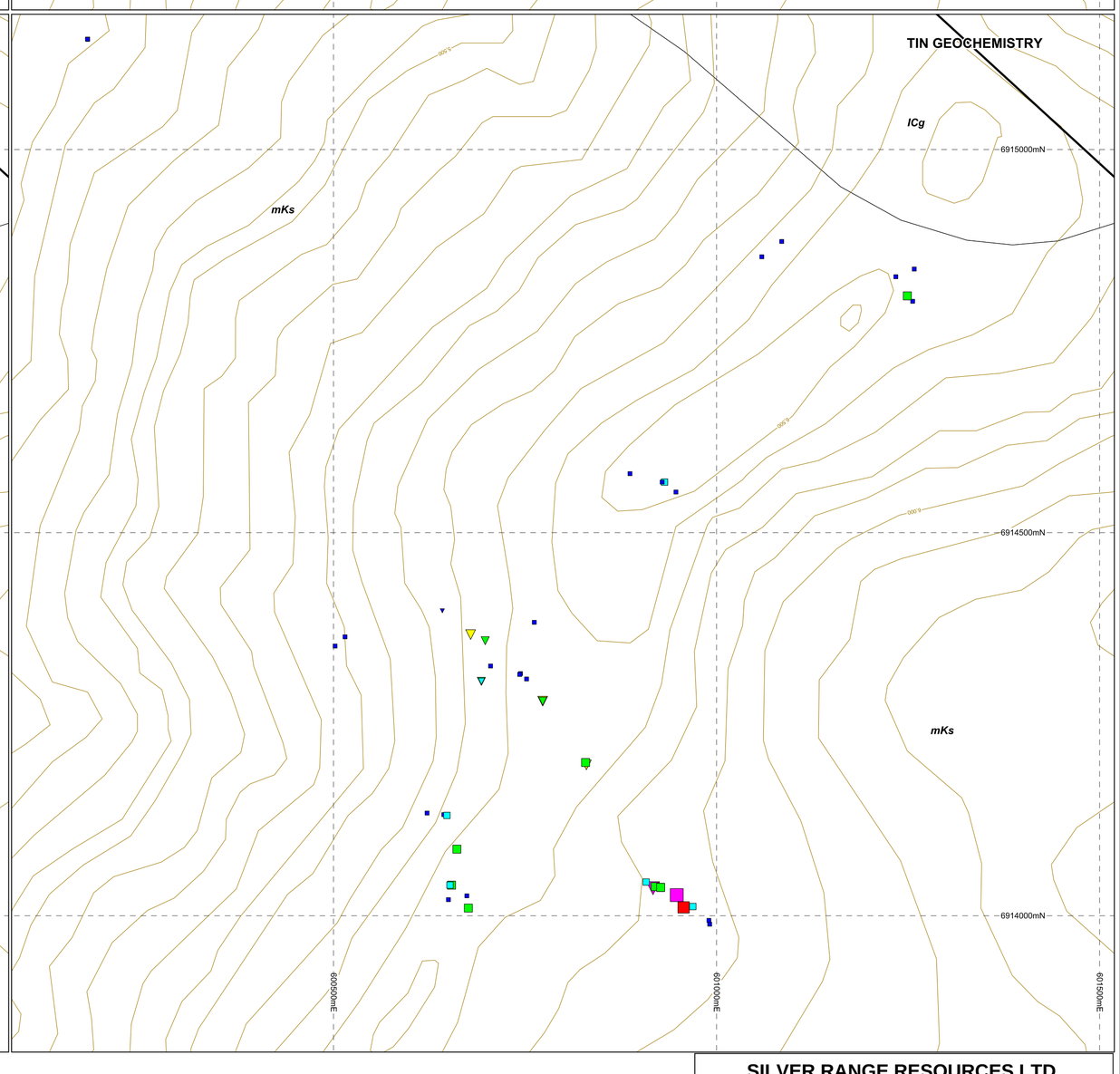

Silver in Rock (g/t)
- ≥ 100
- ≥ 50 < 100
- ≥ 20 < 50
- ≥ 10 < 20
- ≥ 5 < 10
- 0 < 5

Zinc in Rock (ppm)
- ≥20000
- ≥ 10000 < 20000
- ≥ 5000 < 10000
- ≥ 2000 < 5000
- ≥ 1000 < 2000
- 0 < 1000

Copper in Rock (ppm)
- ≥ 10000
- ≥ 5000 < 10000
- ≥ 2000 < 5000
- ≥ 1000 < 2000
- ≥ 500 < 1000
- 0 < 500

Lead in Rock (ppm)
- ≥ 10000
- ≥ 5000 < 10000
- ≥ 2000 < 5000
- ≥ 1000 < 2000
- ≥ 500 < 1000
- 0 < 500

Gold in Rock (g/t)
- ≥ 1.0
- ≥ 0.5 < 1.0
- ≥ 0.2 < 0.5
- ≥ 0.1 < 0.2
- ≥ 0.05 < 0.1
- 0 < 0.05

Tin in Rock (ppm)
- ≥ 2000
- ≥ 1000 < 2000
- ≥ 500 < 1000
- ≥ 200 < 500
- ≥ 100 < 200
- 0 < 100

See Figure 7 for geology legend

- 2012 Rock sample
- Historical rock sample
- Diamond drill hole

NOTE: Peak threshold values are property-wide, not Snap Zone specific.

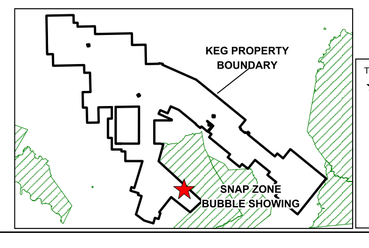

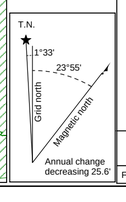

SILVER RANGE RESOURCES LTD.

FIGURE 36

ARCHER, CATHRO & ASSOCIATES (1981) LIMITED

SNAP ZONE - BUBBLE SHOWING ROCK GEOCHEMISTRY

KEG PROPERTY

0 125 250 m

UTM ZONE 8, NAD 83, 105K/ 05,06,07,08,09,10,11,12 Contour Interval: 100 ft

FILE: .../Keg/Keg-Fxx-Geochem-Rocks-SnapBubble.wor

DATE: JULY 2013

599950mE
600000mE
6915500mN
6915450mN
mKs
4,700

SILVER GEOCHEMISTRY

LEAD GEOCHEMISTRY

ZINC GEOCHEMISTRY

GOLD GEOCHEMISTRY

COPPER GEOCHEMISTRY

TIN GEOCHEMISTRY

Silver in Rock (g/t)
- ≥ 100
- ≥ 50 < 100
- ≥ 20 < 50
- ≥ 10 < 20
- ≥ 5 < 10
- 0 < 5

Gold in Rock (g/t)
- ≥ 1.0
- ≥ 0.5 < 1.0
- ≥ 0.2 < 0.5
- ≥ 0.1 < 0.2
- ≥ 0.05 < 0.1
- 0 < 0.05

Lead in Rock (ppm)
- ≥ 10000
- ≥ 5000 < 10000
- ≥ 2000 < 5000
- ≥ 1000 < 2000
- ≥ 500 < 1000
- 0 < 500

Copper in Rock (ppm)
- ≥ 10000
- ≥ 5000 < 10000
- ≥ 2000 < 5000
- ≥ 1000 < 2000
- ≥ 500 < 1000
- 0 < 500

Zinc in Rock (ppm)
- ≥20000
- ≥ 10000 < 20000
- ≥ 5000 < 10000
- ≥ 2000 < 5000
- ≥ 1000 < 2000
- 0 < 1000

Tin in Rock (ppm)
- ≥ 2000
- ≥ 1000 < 2000
- ≥ 500 < 1000
- ≥ 200 < 500
- ≥ 100 < 200
- 0 < 100

- 2012 Rock sample
- Historical rock sample
- Diamond drill hole

See Figure 7 for geology legend

T.N.
1°33'
23°55'
Grid north
Magnetic north
Annual change decreasing 25.6'

NOTE: Peak threshold values are property-wide, not Snap Zone specific.

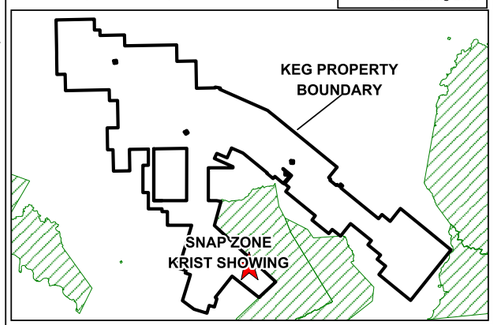

SILVER RANGE RESOURCES LTD.

FIGURE 37
ARCHER, CATHRO & ASSOCIATES (1981) LIMITED

SNAP ZONE - KRIST SHOWING ROCK GEOCHEMISTRY

KEG PROPERTY

0 25 50 m
UTM ZONE 8, NAD 83, 105K/ 05,06,07,08,09,10,11,12 Contour Interval: 100 ft

FILE: .../Keg/Keg-Fxx-Geochem-Rocks-SnapKrist.wor | DATE: JULY 2013

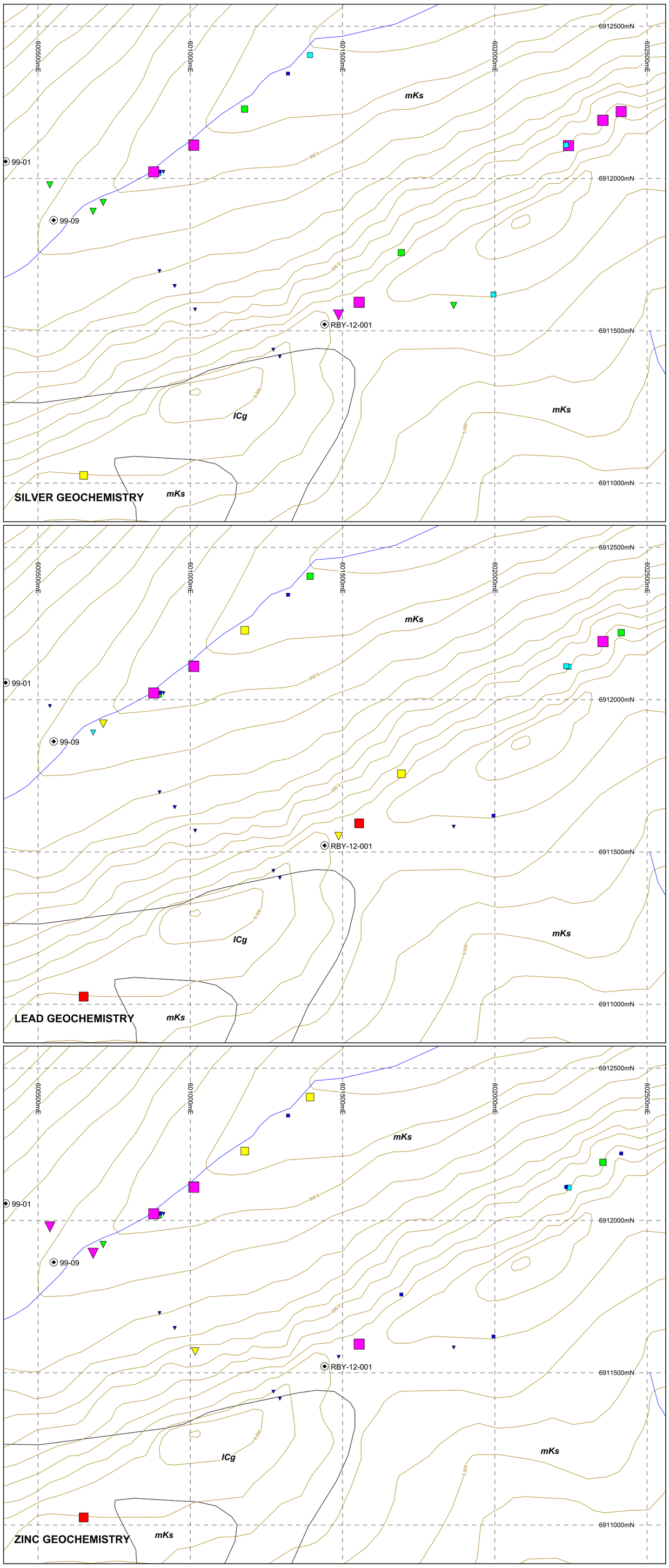

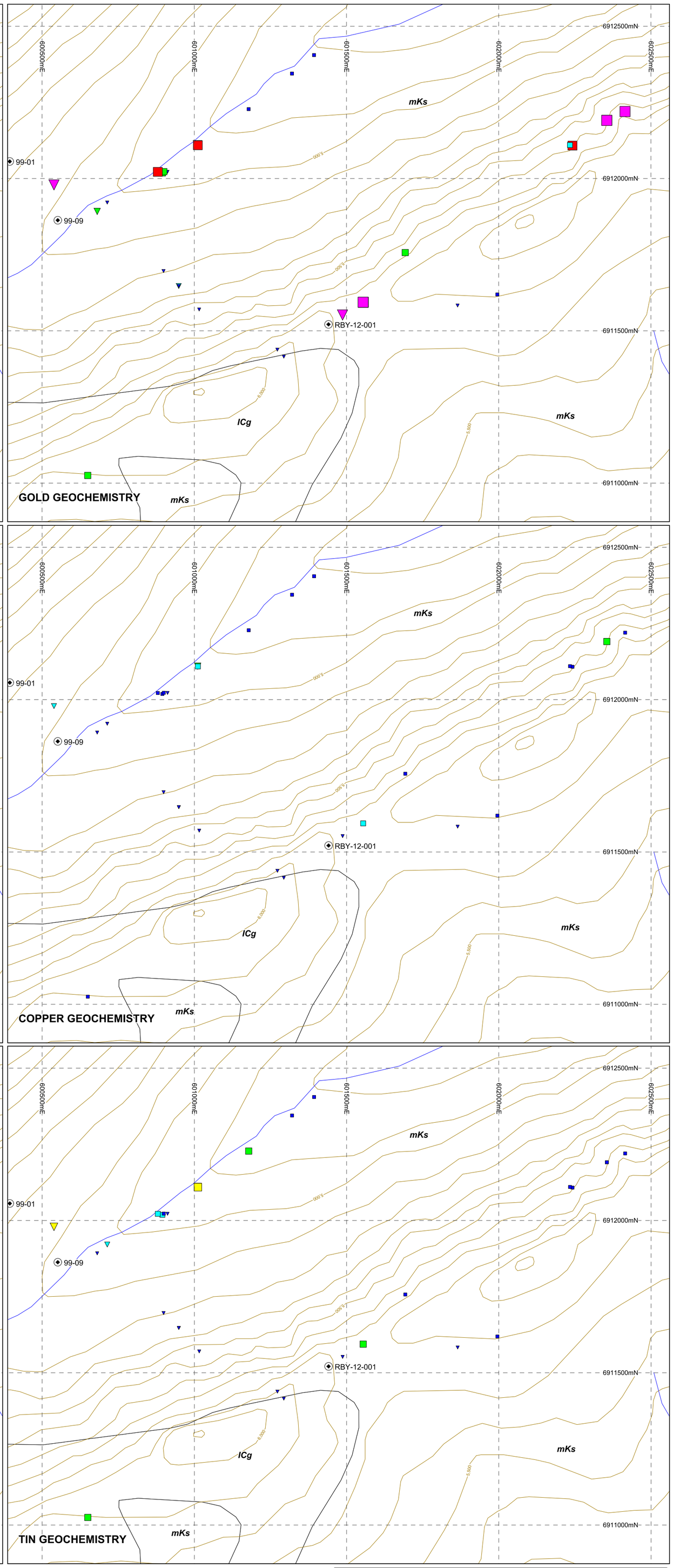

Silver in Rock (g/t)
- ≥ 100
- ≥ 50 < 100
- ≥ 20 < 50
- ≥ 10 < 20
- ≥ 5 < 10
- 0 < 5

Zinc in Rock (ppm)
- ≥20000
- ≥ 10000 < 20000
- ≥ 5000 < 10000
- ≥ 2000 < 5000
- ≥ 1000 < 2000
- 0 < 1000

Copper in Rock (ppm)
- ≥ 10000
- ≥ 5000 < 10000
- ≥ 2000 < 5000
- ≥ 1000 < 2000
- ≥ 500 < 1000
- 0 < 500

Lead in Rock (ppm)
- ≥ 10000
- ≥ 5000 < 10000
- ≥ 2000 < 5000
- ≥ 1000 < 2000
- ≥ 500 < 1000
- 0 < 500

Gold in Rock (g/t)
- ≥ 1.0
- ≥ 0.5 < 1.0
- ≥ 0.2 < 0.5
- ≥ 0.1 < 0.2
- ≥ 0.05 < 0.1
- 0 < 0.05

Tin in Rock (ppm)
- ≥ 2000
- ≥ 1000 < 2000
- ≥ 500 < 1000
- ≥ 200 < 500
- ≥ 100 < 200
- 0 < 100

See Figure 7 for geology legend

- 2012 Rock sample
- Historical rock sample
- Diamond drill hole

NOTE: Peak threshold values are property-wide, not Risby Zone specific.

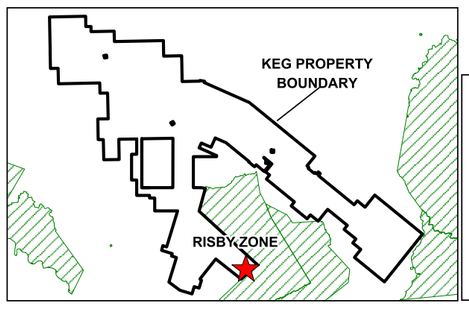

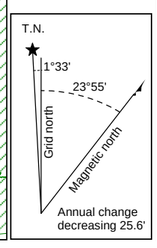

SILVER RANGE RESOURCES LTD.

FIGURE 38

ARCHER, CATHRO & ASSOCIATES (1981) LIMITED

RISBY ZONE
ROCK GEOCHEMISTRY

KEG PROPERTY

0 250 500 m

UTM ZONE 8, NAD 83, 105K/ 05,06,07,08,09,10,11,12 Contour Interval: 100 ft

FILE: .../Keg/Keg-Fxx-Geochem-Rocks-Risby.wor

DATE: JULY 2013

SILVER GEOCHEMISTRY

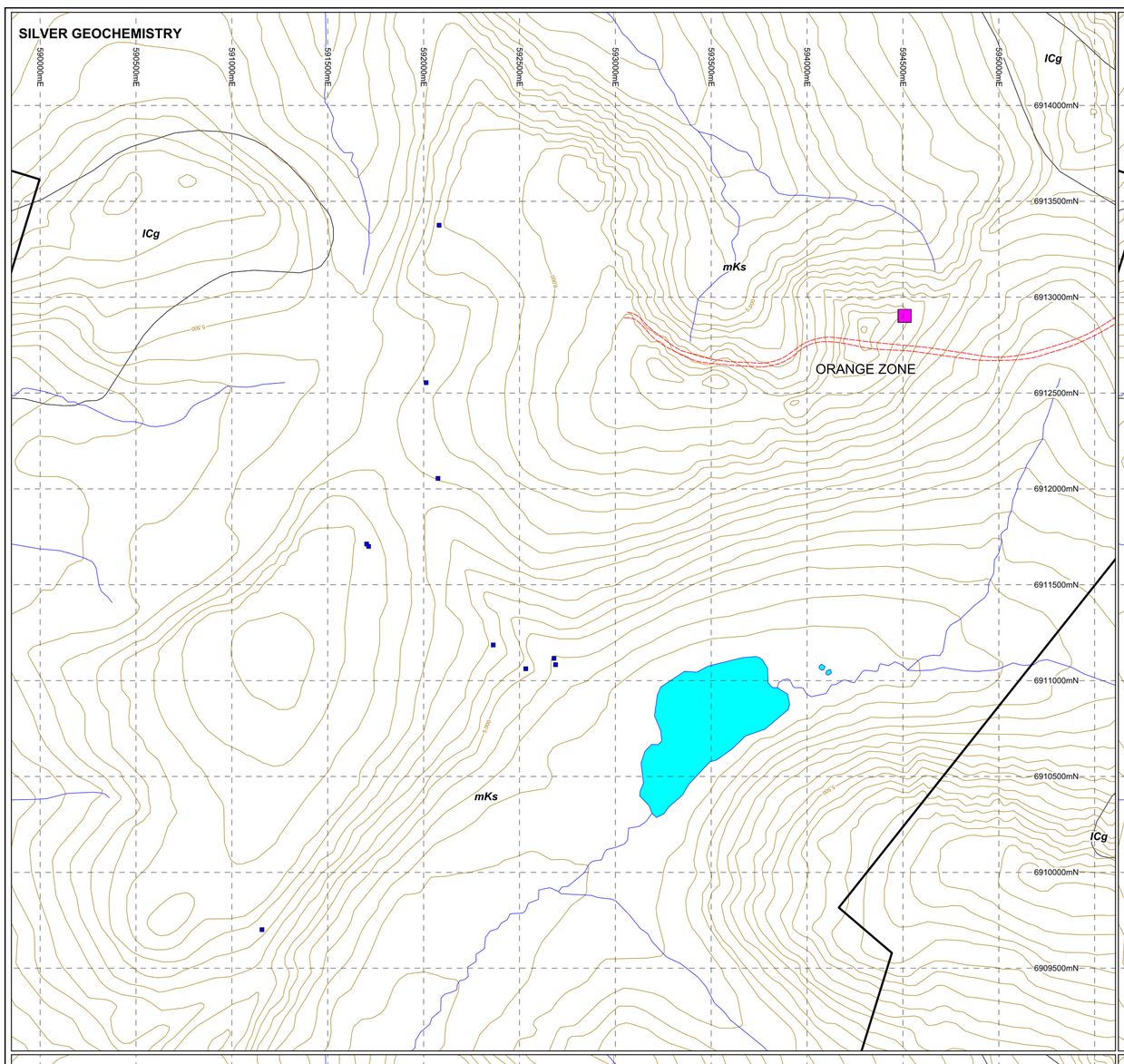

GOLD GEOCHEMISTRY

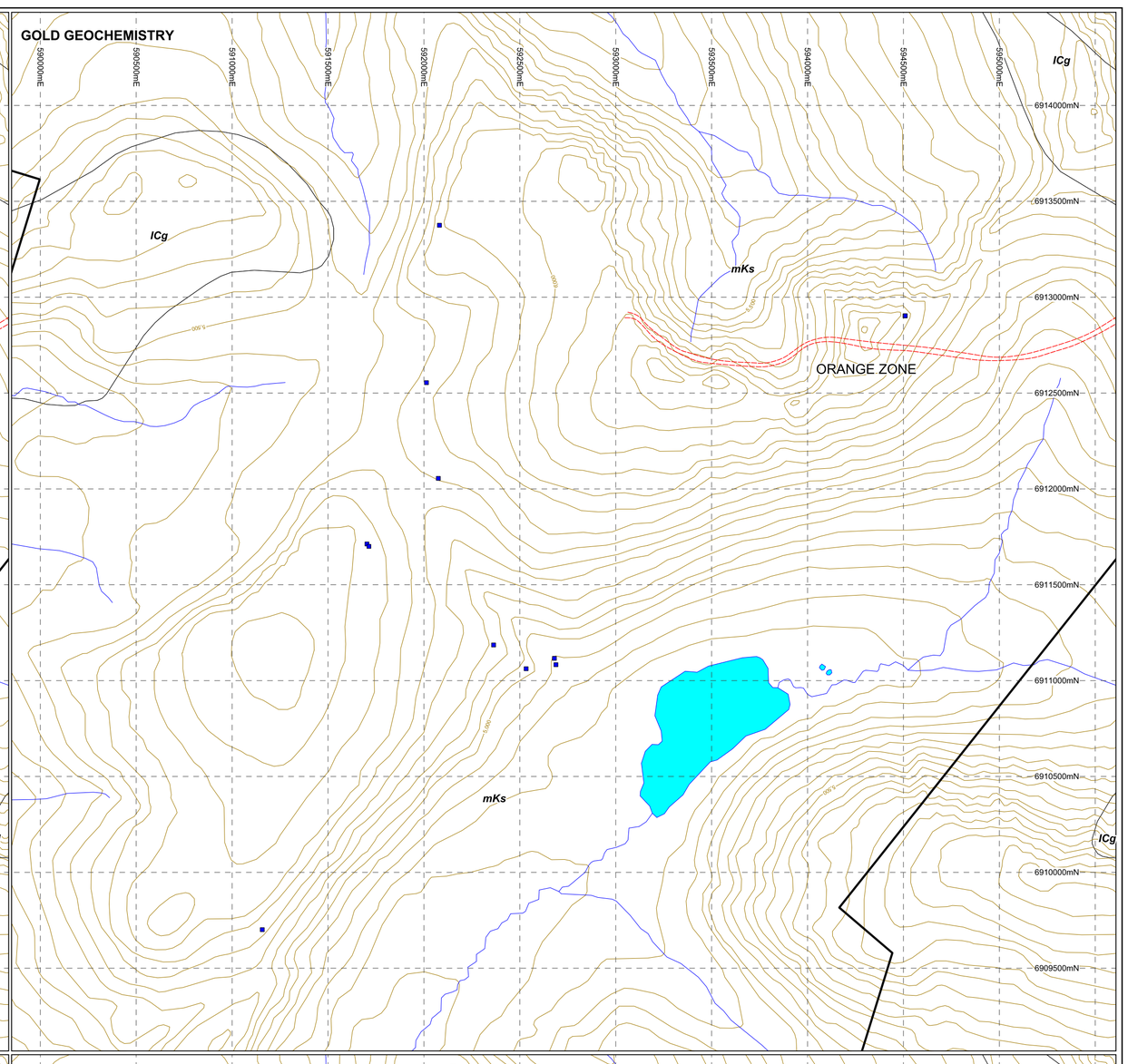

LEAD GEOCHEMISTRY

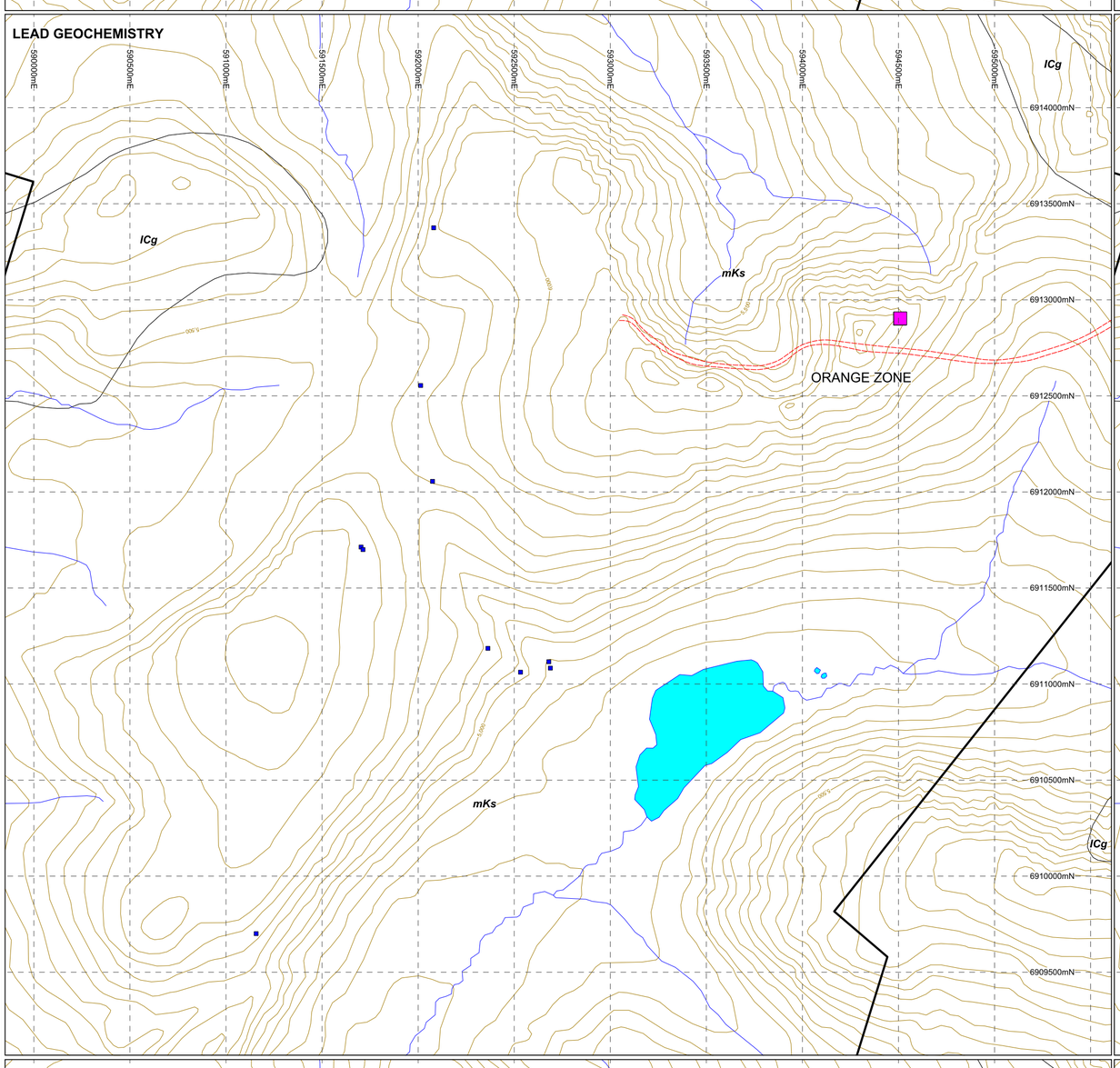

COPPER GEOCHEMISTRY

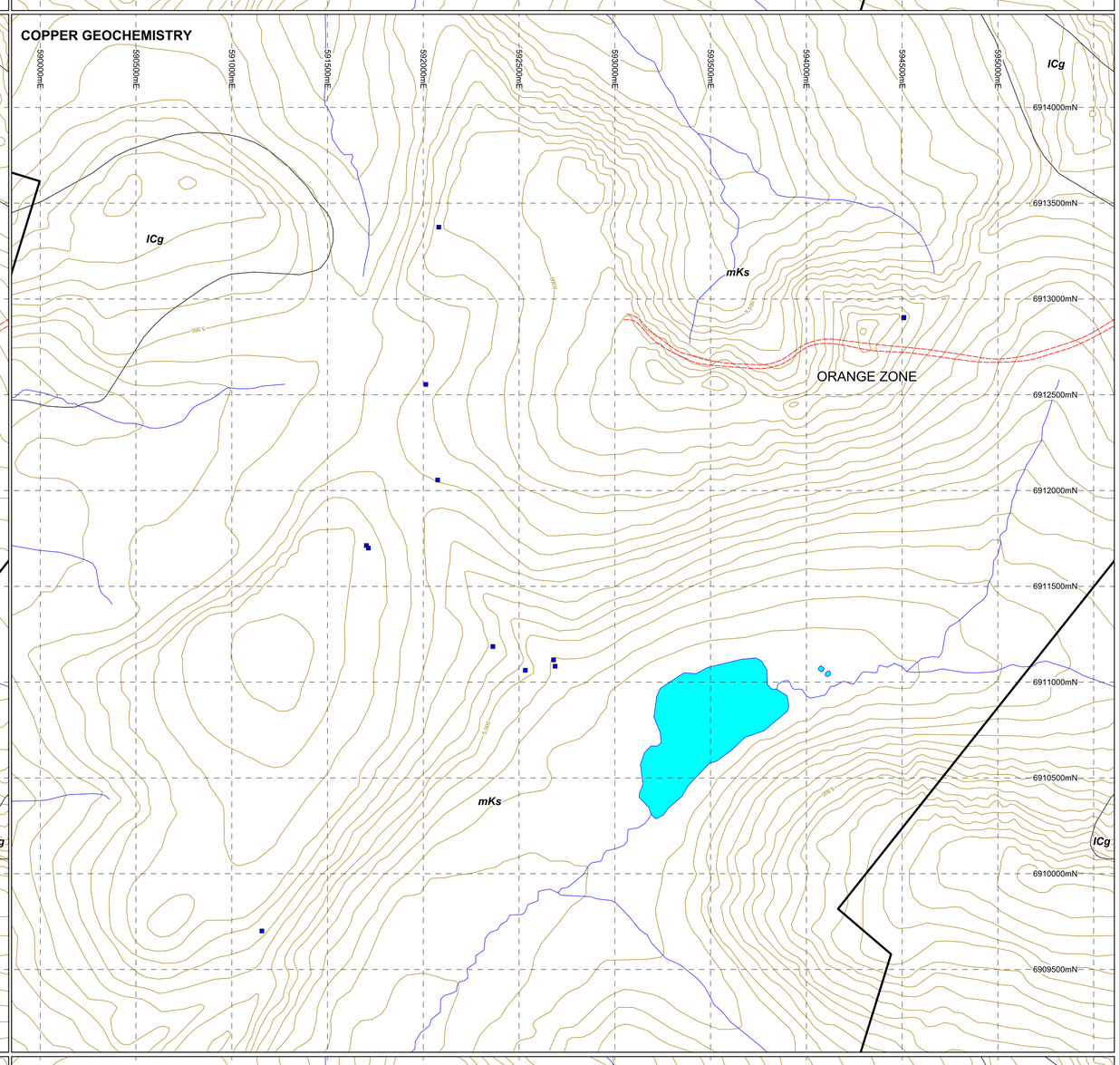

ZINC GEOCHEMISTRY

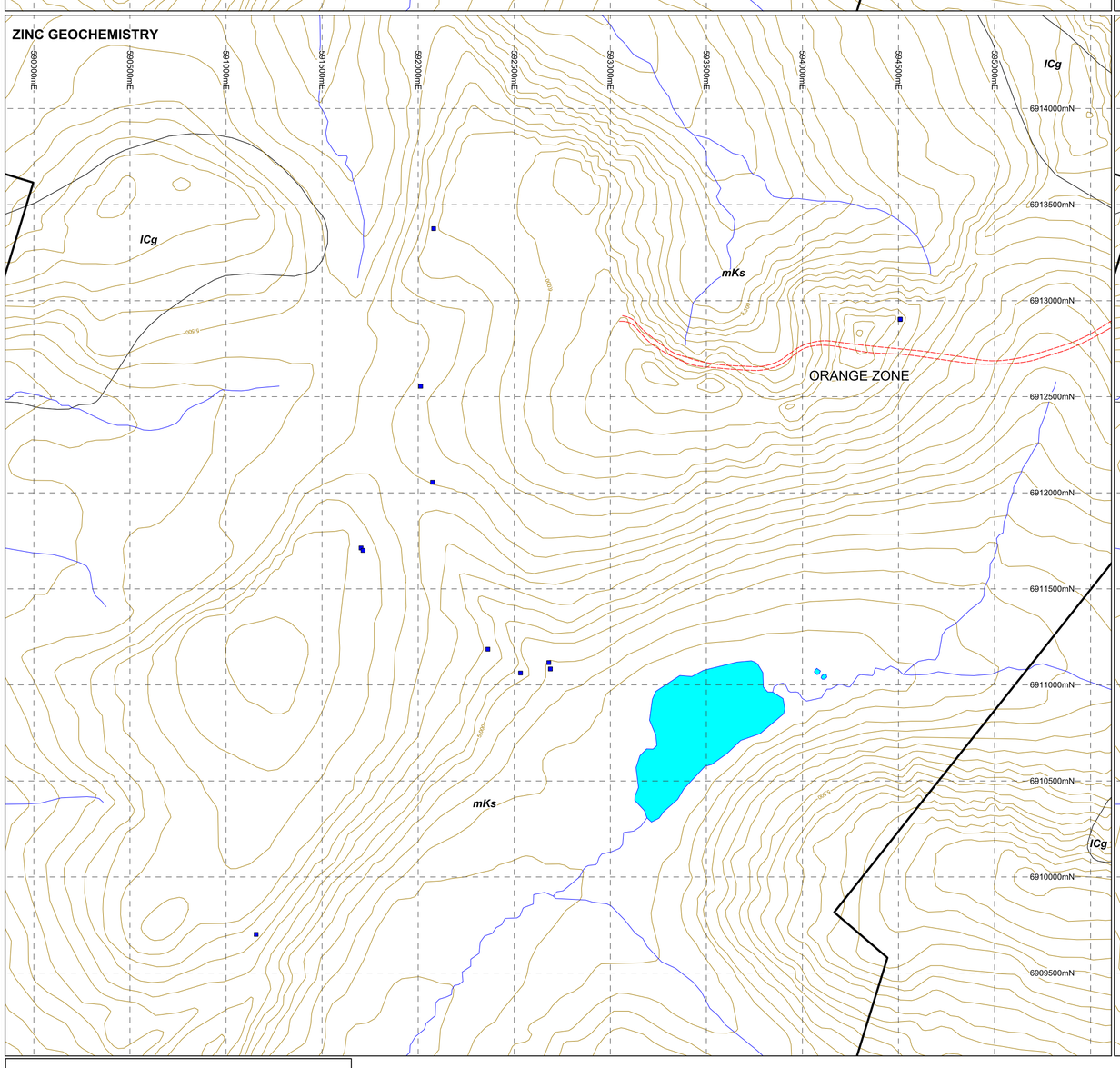

TIN GEOCHEMISTRY

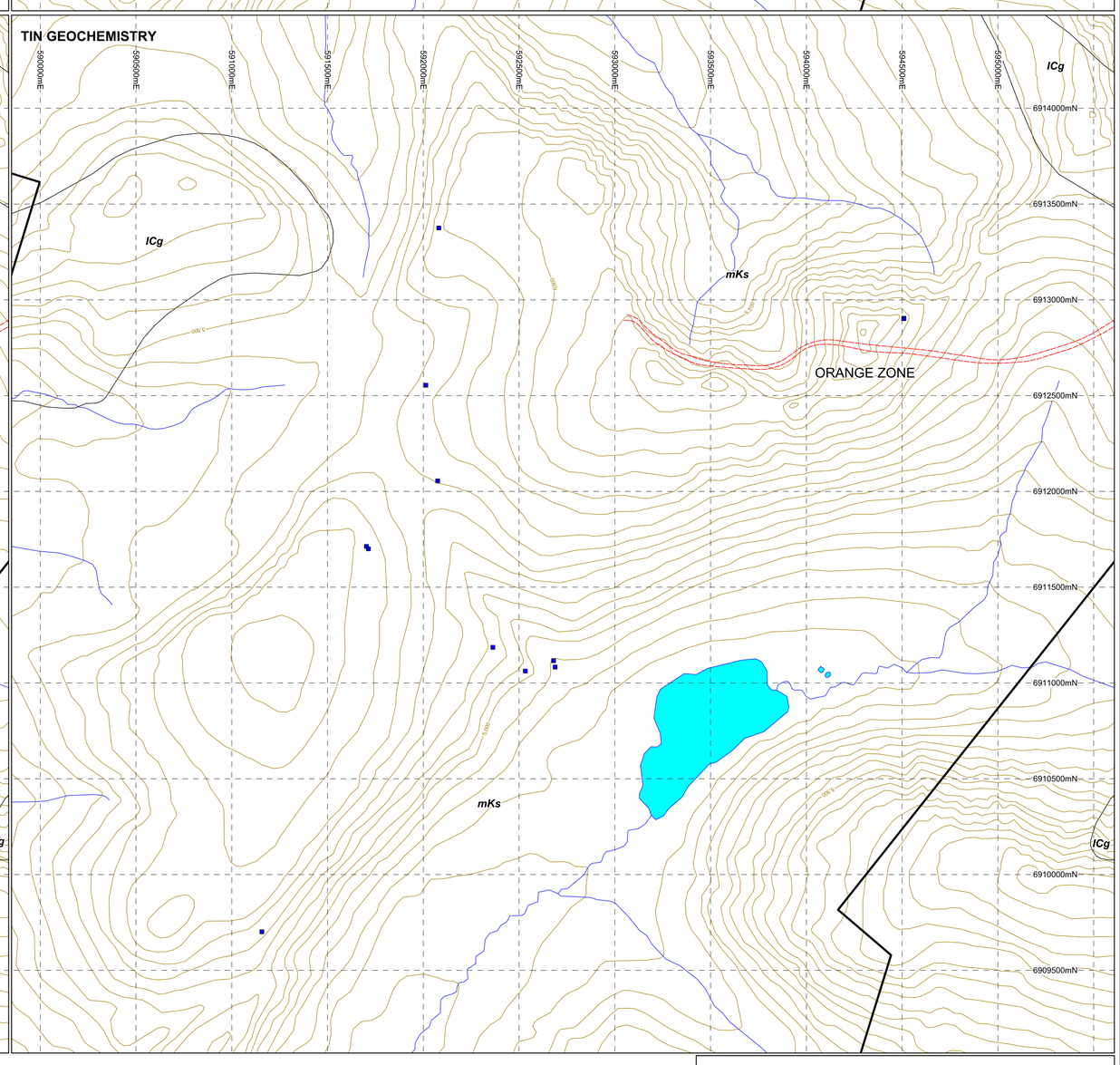

Silver in Rock (g/t)

- ≥ 100
- ≥ 50 < 100
- ≥ 20 < 50
- ≥ 10 < 20
- ≥ 5 < 10
- 0 < 5

Zinc in Rock (ppm)

- ≥20000
- ≥ 10000 < 20000
- ≥ 5000 < 10000
- ≥ 2000 < 5000
- ≥ 1000 < 2000
- 0 < 1000

Copper in Rock (ppm)

- ≥ 10000
- ≥ 5000 < 10000
- ≥ 2000 < 5000
- ≥ 1000 < 2000
- ≥ 500 < 1000
- 0 < 500

Lead in Rock (ppm)

- ≥ 10000
- ≥ 5000 < 10000
- ≥ 2000 < 5000
- ≥ 1000 < 2000
- ≥ 500 < 1000
- 0 < 500

Gold in Rock (g/t)

- ≥ 1.0
- ≥ 0.5 < 1.0
- ≥ 0.2 < 0.5
- ≥ 0.1 < 0.2
- ≥ 0.05 < 0.1
- 0 < 0.05

Tin in Rock (ppm)

- ≥ 2000
- ≥ 1000 < 2000
- ≥ 500 < 1000
- ≥ 200 < 500
- ≥ 100 < 200
- 0 < 100

See Figure 7 for geology legend

- ■ 2012 Rock sample
- ▼ Historical rock sample

NOTE: Peak threshold values are property-wide, not Orange Zone specific.

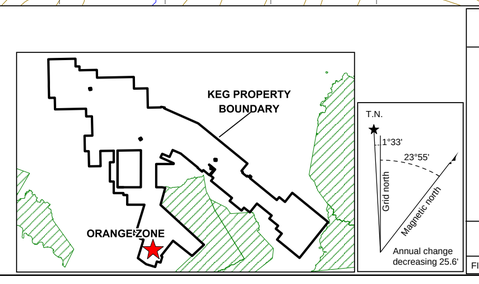

SILVER RANGE RESOURCES LTD.

FIGURE 39

ARCHER, CATHRO & ASSOCIATES (1981) LIMITED

ORANGE ZONE ROCK GEOCHEMISTRY

KEG PROPERTY

0 500 1000 m

UTM ZONE 8, NAD 83, 105K/ 05,06,07,08,09,10,11,12 Contour Interval: 100 ft

FILE: .../Keg/Keg-Fxx-Geochem-Rocks-Orange.wor

DATE: JULY 2013

SILVER RANGE RESOURCES LTD.

FIGURE 40

ARCHER, CATHRO & ASSOCIATES (1981) LIMITED

SOIL SAMPLE LOCATIONS
MAP LEGEND

KEG PROPERTY

T.N.

1°33'

23°55'

Grid north

Magnetic north

Annual change decreasing 25.6'

0 5 10 km

UTM ZONE 8, NAD 83, 105K/ 05,06,07,08,09,10,11,12 Contour Interval: 100 ft

FILE: .../Keg-Fxx-SampleLocation-Soils- Legend.wor

DATE: JULY 2013

Area E
Payne Zone

Area D
II Zone

Area C
Zeno & III Zone

Area F
Keg Northwest Zone

CC142498

Area B
Owl Southwest Zone

Area A
Keg East, VII, VIII Zones

KEG PROPERTY BOUNDARY

CC86881

CC106167

CC106168

Area I
Archimedes, Euclid, Vent Zones

Area G
XVII Zone

Area H
Tap Zone

Area J
Weld Zone

Area K
Ku Zone

Area M
Hammer, Cody, Cirque Zones

Area N
Vat Zone

CC86879

ZZ45990

ZZ45988

6940000mN

6930000mN

6920000mN

560000mE

570000mE

580000mE

590000mE

600000mE

610000mE

620000mE

630000mE

587000mE
587500mE
588000mE
588500mE
589000mE
589500mE
590000mE
590500mE
591000mE
591500mE
592000mE

6940000mN
6939500mN
6939000mN
6938500mN
6938000mN
6937500mN
6937000mN
6936500mN
6936000mN

KEG PROPERTY BOUNDARY
KEG EAST ZONE
VIII ZONE
VII ZONE

T.N.
1°33'
23°55'
Grid north
Magnetic north
Annual change decreasing 25.6'

2012 soil sample
2012 silt sample

SILVER RANGE RESOURCES LTD.

FIGURE 41
ARCHER, CATHRO & ASSOCIATES (1981) LIMITED

SOIL SAMPLE LOCATIONS A
KEG EAST, VII, VIII ZONES

KEG PROPERTY

0 250 500 m
UTM ZONE 8, NAD 83, 105K/ 05,06,07,08,09,10,11,12 Contour Interval: 100 ft

FILE: .../Keg-Fxx-SampleLocation-Soils-AreaA.wor
DATE: JULY 2013

6947000mN

581000mE

581500mE

582000mE

6946500mN

6946000mN

6945000mN





- 2012 soil sample
- 2012 silt sample

SILVER RANGE RESOURCES LTD.

FIGURE 42

ARCHER, CATHRO & ASSOCIATES (1981) LIMITED

SOIL SAMPLE LOCATIONS B
OWL SOUTHWEST ZONE

KEG PROPERTY

0 125 m

UTM ZONE 8, NAD 83, 105K/ 05,06,07,08,09,10,11,12 Contour Interval: 100 ft

FILE: .../Keg-Fxx-SampleLocation-Soils-AreaB.wor

DATE: JULY 2013

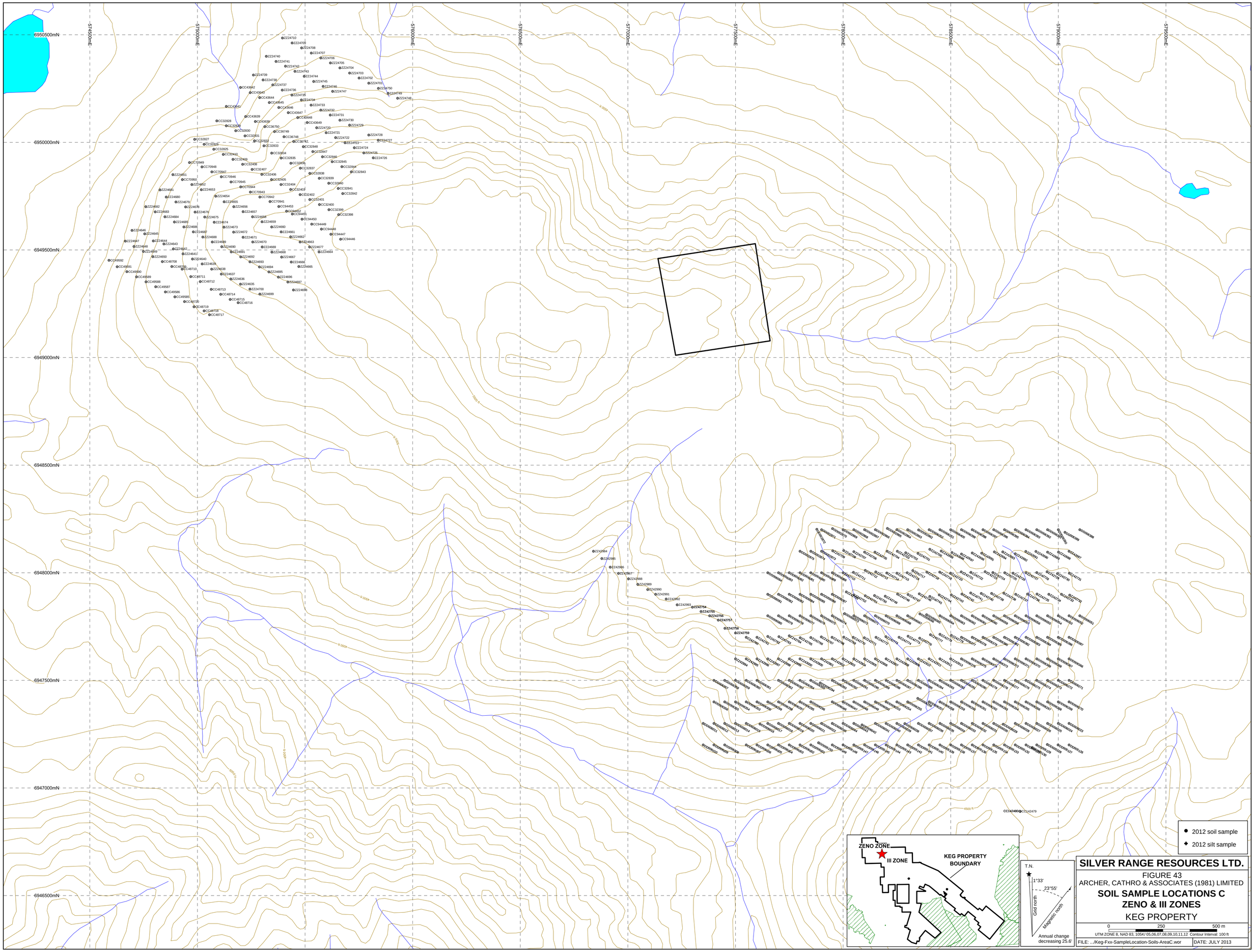

SILVER RANGE RESOURCES LTD.

FIGURE 43

ARCHER, CATHRO & ASSOCIATES (1981) LIMITED

SOIL SAMPLE LOCATIONS C

ZENO & III ZONES

KEG PROPERTY

0 250 500 m

UTM ZONE 8, NAD 83, 105K/ 05,06,07,08,09,10,11,12 Contour Interval: 100 ft

FILE: .../Keg-Fxx-SampleLocation-Soils-AreaC.wor

DATE: JULY 2013

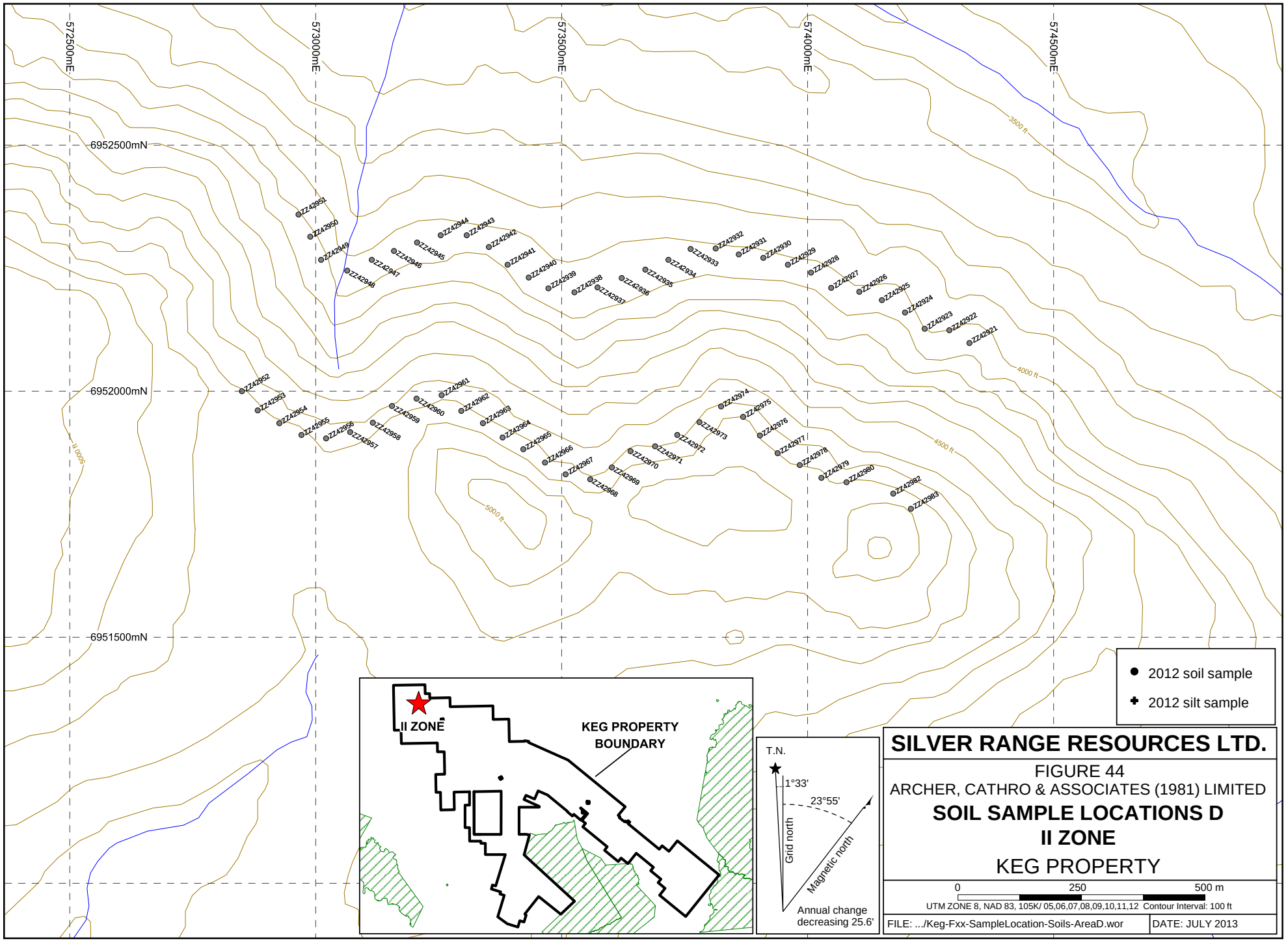

SILVER RANGE RESOURCES LTD.

FIGURE 44

ARCHER, CATHRO & ASSOCIATES (1981) LIMITED

SOIL SAMPLE LOCATIONS D
II ZONE

KEG PROPERTY

0 250 500 m

UTM ZONE 8, NAD 83, 105K/ 05,06,07,08,09,10,11,12 Contour Interval: 100 ft

FILE: .../Keg-Fxx-SampleLocation-Soils-AreaD.wor

DATE: JULY 2013

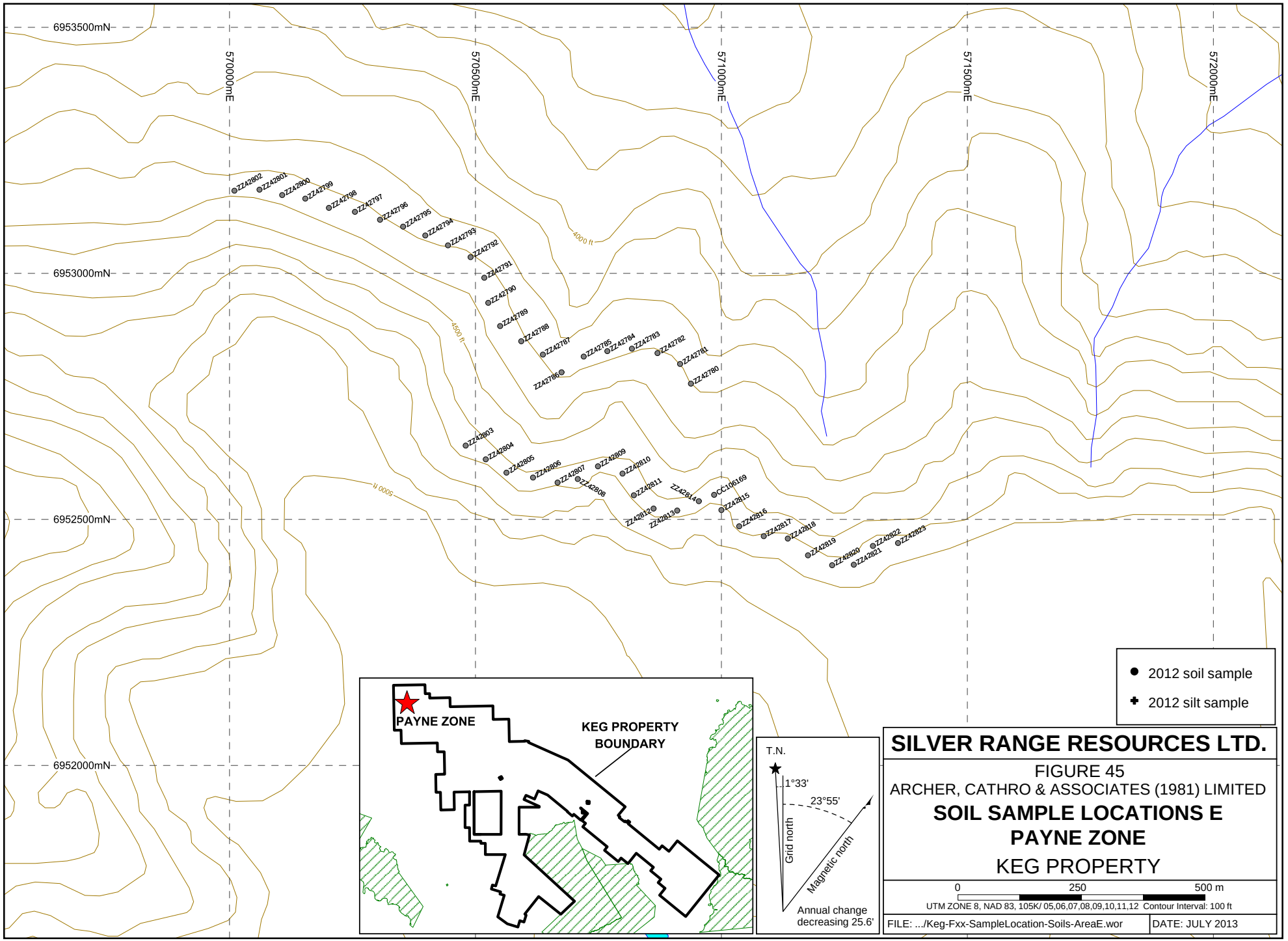

SILVER RANGE RESOURCES LTD.

FIGURE 45

ARCHER, CATHRO & ASSOCIATES (1981) LIMITED

SOIL SAMPLE LOCATIONS E PAYNE ZONE

KEG PROPERTY

0 250 500 m

UTM ZONE 8, NAD 83, 105K/ 05,06,07,08,09,10,11,12 Contour Interval: 100 ft

FILE: .../Keg-Fxx-SampleLocation-Soils-AreaE.wor

DATE: JULY 2013

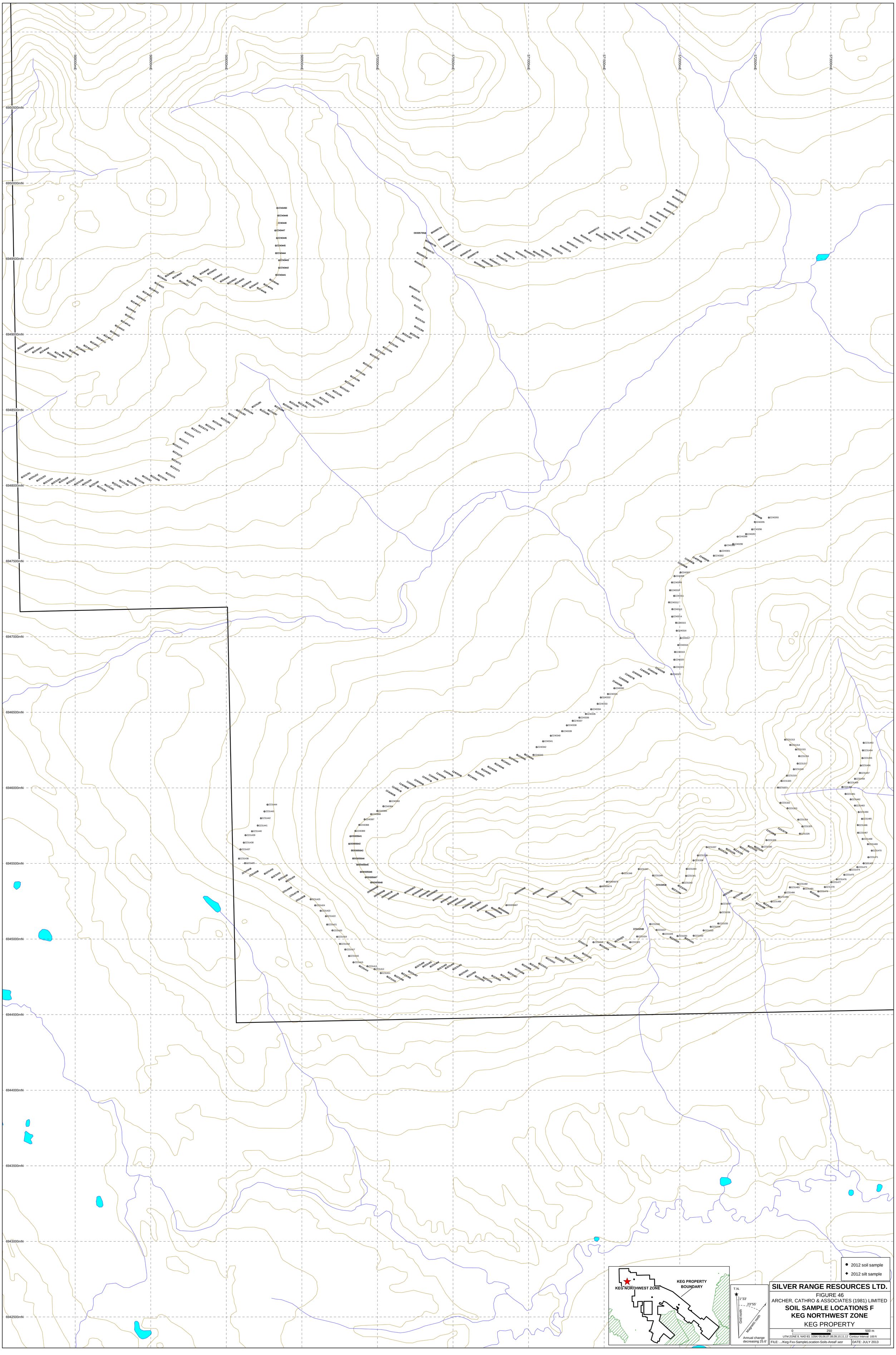
568000mE
568500mE
569000mE
569500mE
570000mE
570500mE
571000mE
571500mE
572000mE
572500mE
573000mE
6950500mN
6950000mN
6949500mN
6949000mN
6948500mN
6948000mN
6947500mN
6947000mN
6946500mN
6946000mN
6945500mN
6945000mN
6944500mN
6944000mN
6943500mN
6943000mN
6942500mN
KEG NORTHWEST ZONE
KEG PROPERTY BOUNDARY
2012 soil sample
2012 silt sample
SILVER RANGE RESOURCES LTD.
FIGURE 46
ARCHER, CATHRO & ASSOCIATES (1981) LIMITED
SOIL SAMPLE LOCATIONS F
KEG NORTHWEST ZONE
KEG PROPERTY
0 250 500 m
UTM ZONE 8, NAD 83, 105K/ 05,06,07,08,09,10,11,12 Contour Interval: 100 ft
FILE: .../Keg-Fxx-SampleLocation-Soils-AreaF.wor
DATE: JULY 2013
T.N.
1°33'
23°55'
Grid north
Magnetic north
Annual change decreasing 25.6'

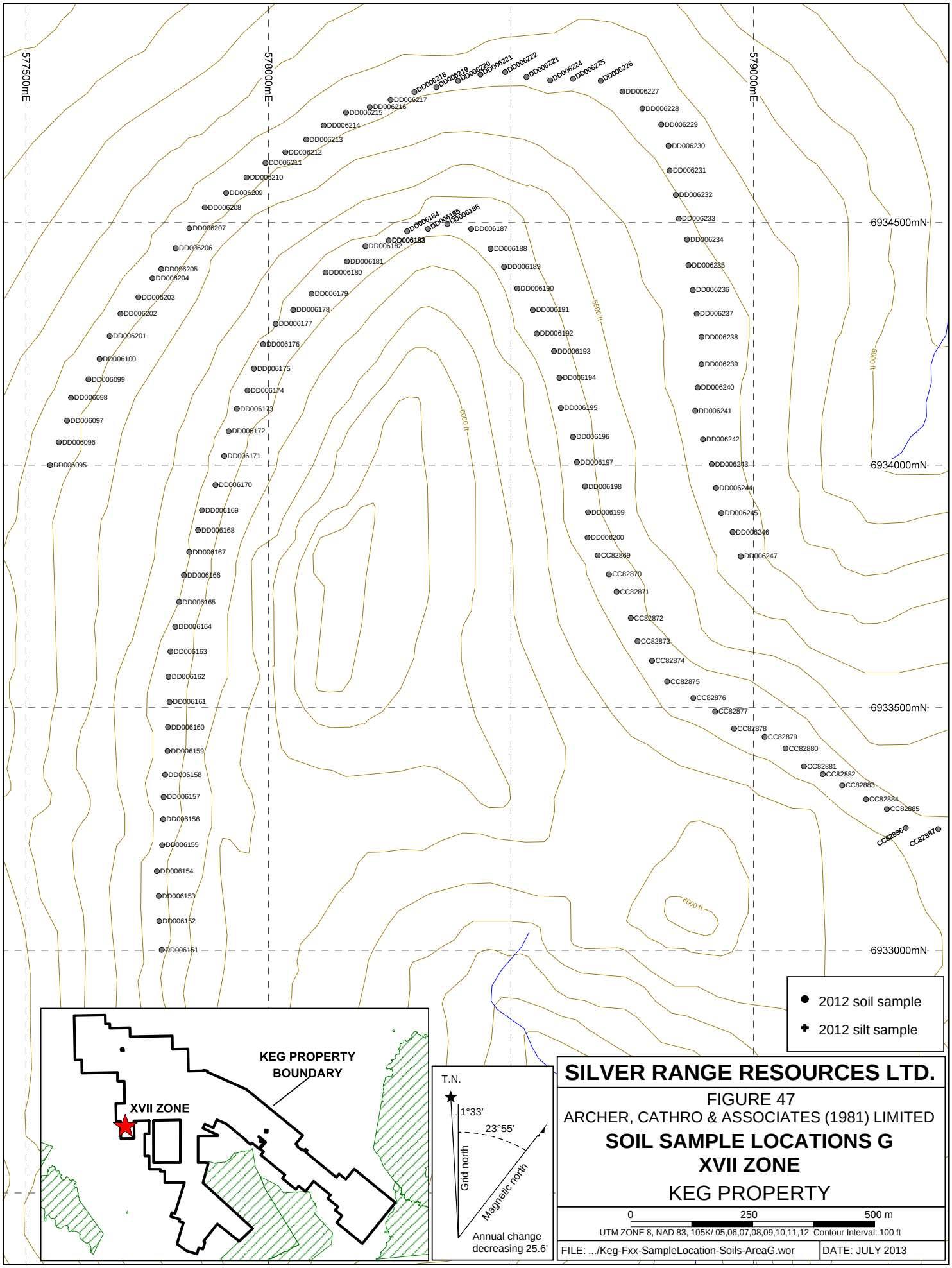

SILVER RANGE RESOURCES LTD.

FIGURE 47

ARCHER, CATHRO & ASSOCIATES (1981) LIMITED

SOIL SAMPLE LOCATIONS G
XVII ZONE

KEG PROPERTY

0 250 500 m

UTM ZONE 8, NAD 83, 105K/ 05,06,07,08,09,10,11,12 Contour Interval: 100 ft

FILE: .../Keg-Fxx-SampleLocation-Soils-AreaG.wor

DATE: JULY 2013

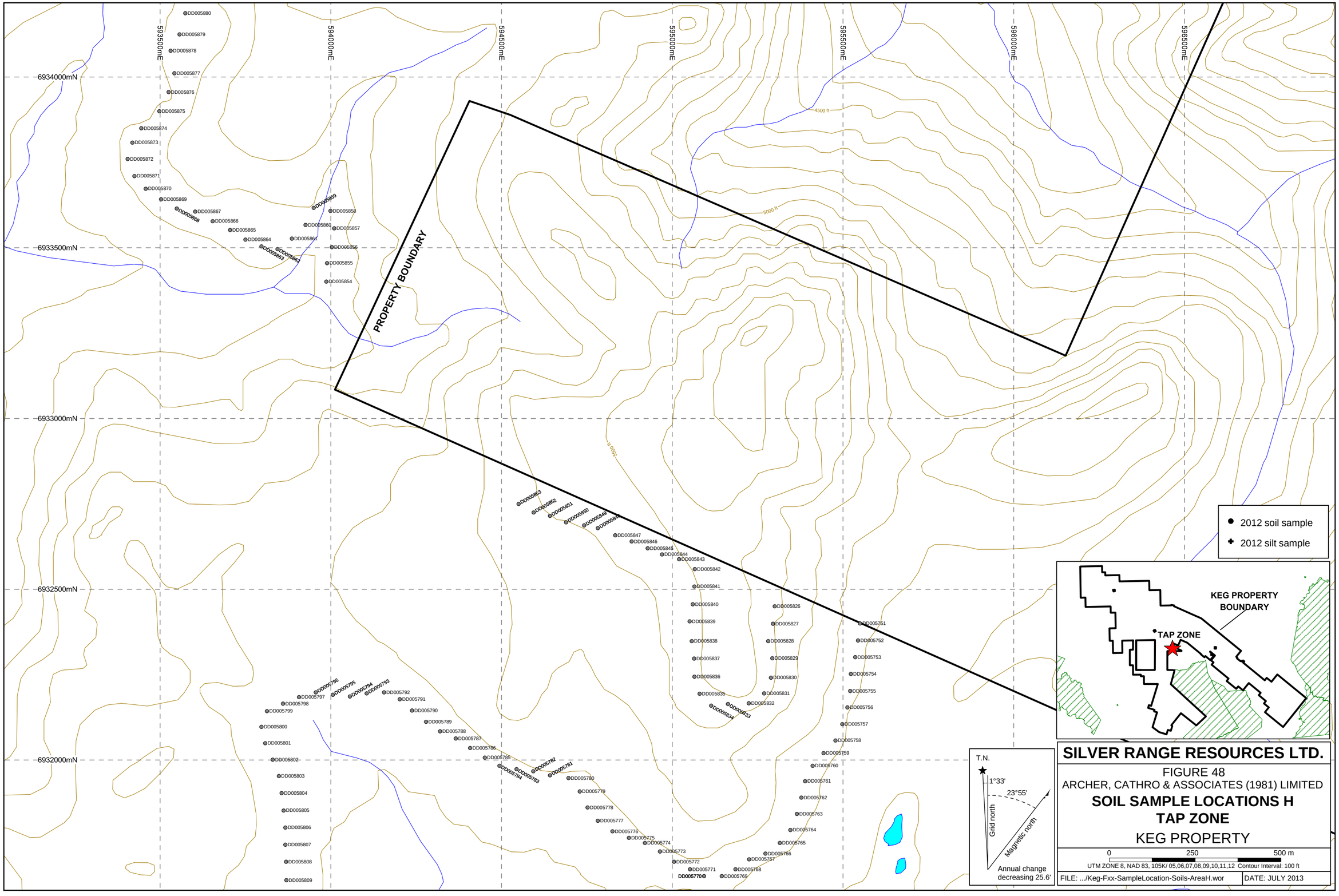
593500mE
594000mE
594500mE
595000mE
595500mE
596000mE
596500mE
6934000mN
6933500mN
6933000mN
6932500mN
6932000mN
PROPERTY BOUNDARY
4500 ft
5000 ft
5500 ft
2012 soil sample
2012 silt sample
KEG PROPERTY BOUNDARY
TAP ZONE
T.N.
1°33'
23°55'
Grid north
Magnetic north
Annual change decreasing 25.6'
SILVER RANGE RESOURCES LTD.
FIGURE 48
ARCHER, CATHRO & ASSOCIATES (1981) LIMITED
SOIL SAMPLE LOCATIONS H
TAP ZONE
KEG PROPERTY
0
250
500 m
UTM ZONE 8, NAD 83, 105K/ 05,06,07,08,09,10,11,12 Contour Interval: 100 ft
FILE: .../Keg-Fxx-SampleLocation-Soils-AreaH.wor
DATE: JULY 2013

6931500mE
6932000mE
6934500mN
6934000mN
6933500mN
6933000mN
6932500mN
6932000mN
6931000mN

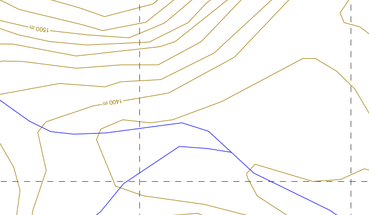

T.N.
1°33'
23°55'
Grid north
Magnetic north
Annual change
decreasing 25.6'

- 2012 soil sample
- 2012 silt sample

SILVER RANGE RESOURCES LTD.

FIGURE 49
ARCHER, CATHRO & ASSOCIATES (1981) LIMITED
SOIL SAMPLE LOCATIONS I
ARCHIMEDES, EUCLID & VENT ZONES
KEG PROPERTY

0 250 500 m
UTM ZONE 8, NAD 83, 105K/ 05,06,07,08,09,10,11,12 Contour Interval: 20 m

FILE: .../Keg-Fxx-SampleLocation-Soils-Areal.wor
DATE: JULY 2013

610500mE
611000mE
611500mE
612000mE
612500mE
613500mE
614000mE
6929000mN
6928500mN
6928000mN
6927500mN
6927000mN
6926500mN
6926000mN
6925500mN
6925000mN
6924500mN
6924000mN
5000 ft
4500 ft
5500 ft

2012 soil sample
2012 silt sample

KEG PROPERTY BOUNDARY
WELD ZONE

T.N.
1°33'
23°55'
Grid north
Magnetic north
Annual change decreasing 25.6'

SILVER RANGE RESOURCES LTD.

FIGURE 50
ARCHER, CATHRO & ASSOCIATES (1981) LIMITED

SOIL SAMPLE LOCATIONS J
WELD ZONE
KEG PROPERTY

0 250 500 m
UTM ZONE 8, NAD 83, 105K/ 05,06,07,08,09,10,11,12 Contour Interval: 100 ft

FILE: .../Keg-Fxx-SampleLocation-Soils-AreaJ.wor
DATE: JULY 2013

6924500mE
6925000mE
6925500mE
6926000mE
6926500mE
6927000mE
6927500mE
6928000mE
6921500mN
6921000mN
6920500mN
6920000mN
6919500mN
6919000mN
6918500mN
6918000mN
6917500mN
6917000mN
6916500mN
6916000mN
5000 ft
4500 ft
6000 ft
5500 ft

KEG PROPERTY BOUNDARY
KU ZONE

T.N.
1°33'
23°55'
Grid north
Magnetic north
Annual change decreasing 25.6'

● 2012 soil sample
✚ 2012 silt sample

SILVER RANGE RESOURCES LTD.

FIGURE 51
ARCHER, CATHRO & ASSOCIATES (1981) LIMITED

SOIL SAMPLE LOCATIONS K
KU ZONE
KEG PROPERTY

0 250 500 m
UTM ZONE 8, NAD 83, 105K/ 05,06,07,08,09,10,11,12 Contour Interval: 100 ft

FILE: .../Keg-Fxx-SampleLocation-Soils-AreaK.wor
DATE: JULY 2013

595000mE
595500mE
596000mE
596500mE
597000mE
597500mE
598000mE
598500mE
599000mE
599500mE
600000mE

6918000mN
6917500mN
6917000mN
6916500mN
6916000mN
6915500mN
6915000mN
6914500mN
6914000mN

PROPERTY BOUNDARY

2012 soil sample
2012 silt sample

KEG PROPERTY BOUNDARY
HAMMER ZONE
CODY ZONE
CIRQUE ZONE

T.N.
1°33'
23°55'
Grid north
Magnetic north
Annual change decreasing 25.6'

SILVER RANGE RESOURCES LTD.

FIGURE 52
ARCHER, CATHRO & ASSOCIATES (1981) LIMITED
SOIL SAMPLE LOCATIONS M
HAMMER, CODY & CIRQUE ZONES
KEG PROPERTY

0 250 500 m
UTM ZONE 8, NAD 83, 105K/ 05,06,07,08,09,10,11,12 Contour Interval: 100 ft
FILE: .../Keg-Fxx-SampleLocation-Soils-AreaM.wor
DATE: JULY 2013

5895000mE
5900000mE
5905000mE
5910000mE
5915000mE
5920000mE
5925000mE
5930000mE
5935000mE
5940000mE
5945000mE
5950000mE
5955000mE
5960000mE
6917000mN
6916500mN
6916000mN
6915500mN
6915000mN
6914500mN
6914000mN
6913500mN
6913000mN
6912500mN
6912000mN
6911500mN
6911000mN
6910500mN
6910000mN
6909500mN
6909000mN
6908500mN
6908000mN
6907500mN
6907000mN

KEG PROPERTY BOUNDARY
ORANGE ZONE

T.N.
1°33'
23°55'
Grid north
Magnetic north
Annual change decreasing 25.6'

2012 soil sample
2012 silt sample

SILVER RANGE RESOURCES LTD.

FIGURE 53
ARCHER, CATHRO & ASSOCIATES (1981) LIMITED
SOIL SAMPLE LOCATIONS N
ORANGE ZONE
KEG PROPERTY

0 1.0 2.0 km
UTM ZONE 8, NAD 83, 105K/ 05,06,07,08,09,10,11,12 Contour Interval: 100 ft

FILE: .../Keg-Fxx-SampleLocation-Soils-AreaN.wor
DATE: JULY 2013

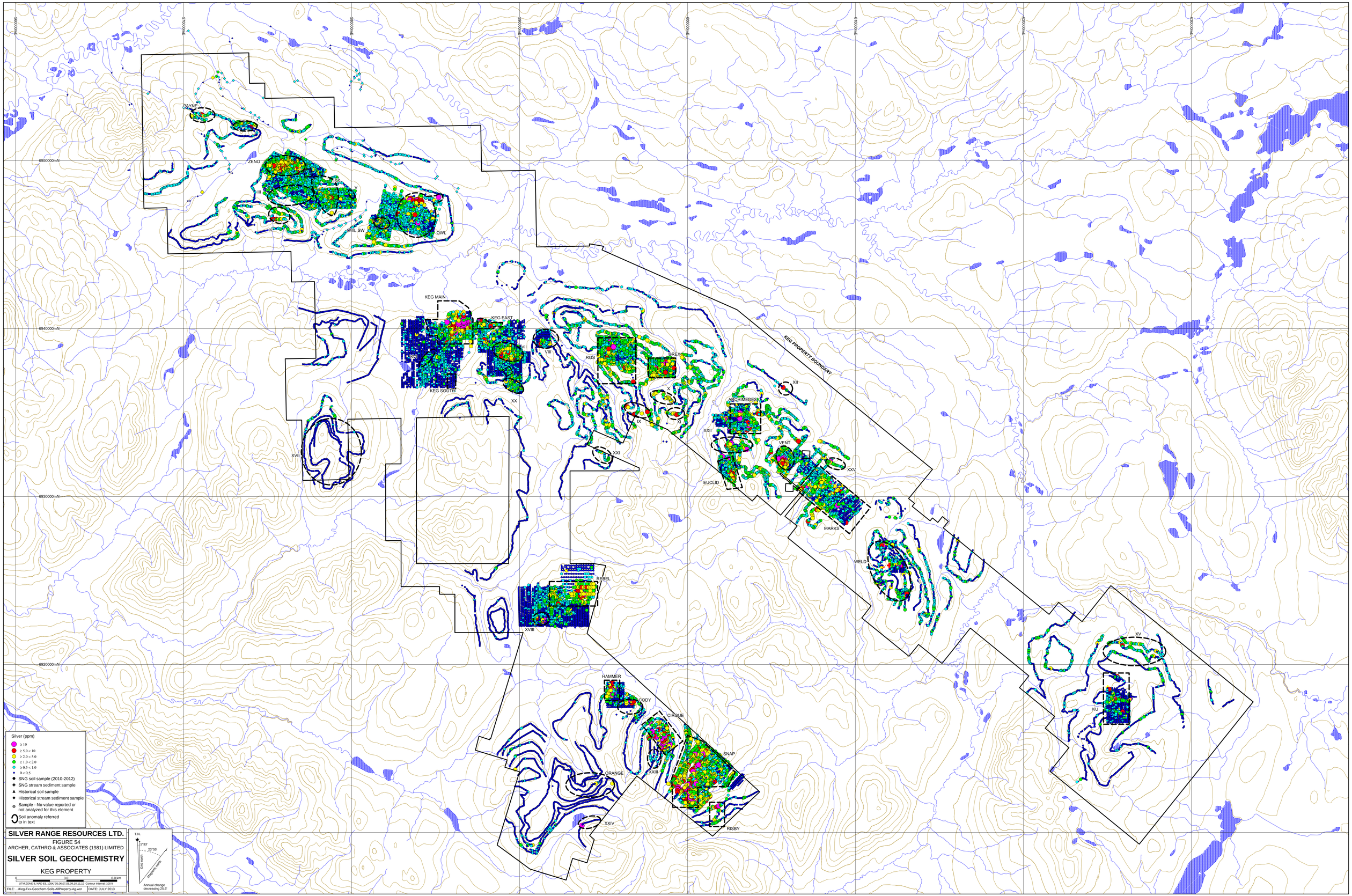

SILVER RANGE RESOURCES LTD.

FIGURE 54

ARCHER, CATHRO & ASSOCIATES (1981) LIMITED

SILVER SOIL GEOCHEMISTRY

KEG PROPERTY

0 3.0 6.0 km

UTM ZONE 8, NAD 83, 105K/ 05,06,07,08,09,10,11,12 Contour Interval: 100 ft

FILE: ...Keg-Fxx-Geochem-Soils-AllProperty-Ag.wor | DATE: JULY 2013

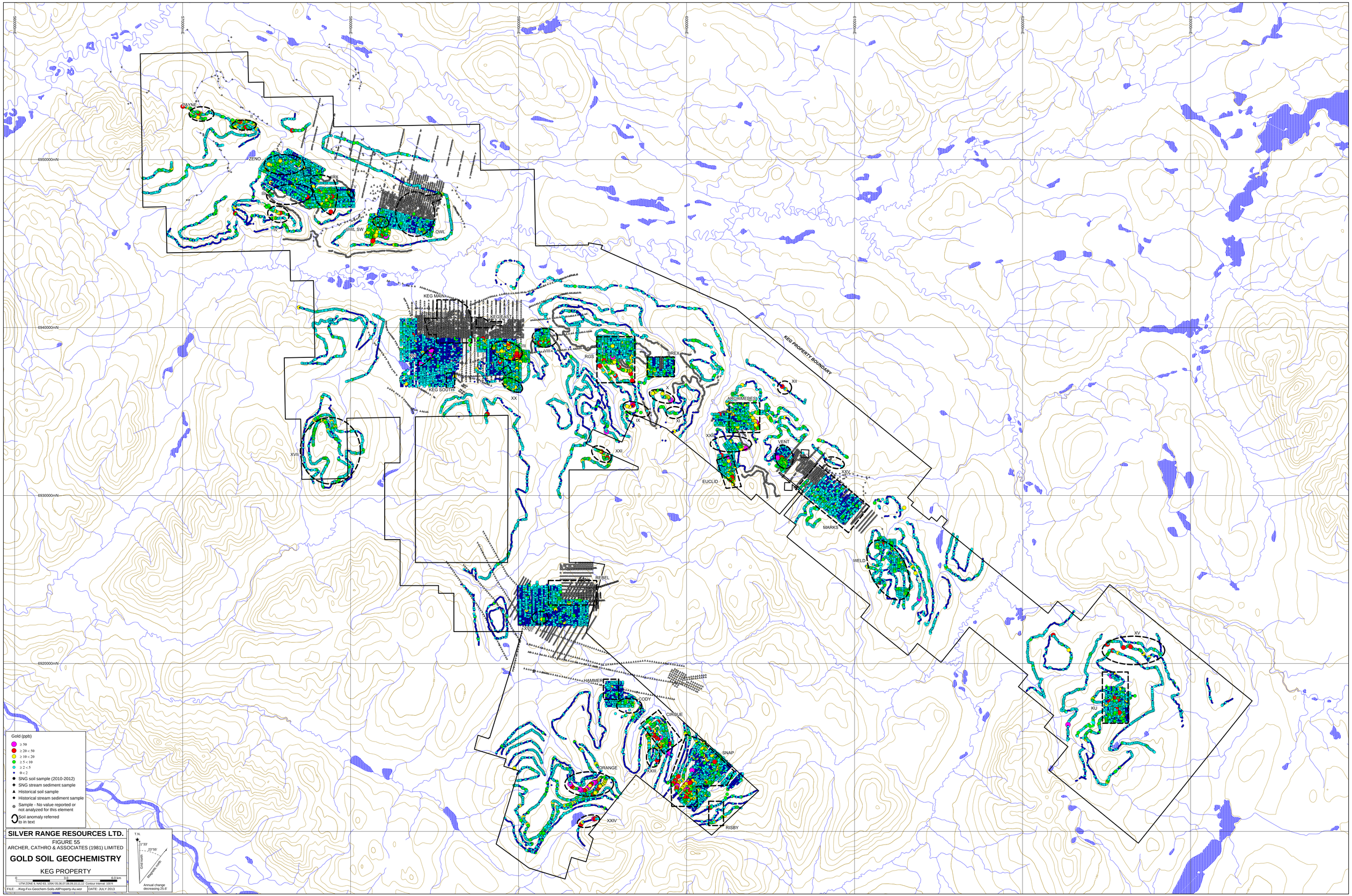

SILVER RANGE RESOURCES LTD.

FIGURE 55

ARCHER, CATHRO & ASSOCIATES (1981) LIMITED

GOLD SOIL GEOCHEMISTRY

KEG PROPERTY

0 3.0 6.0 km

UTM ZONE 8, NAD 83, 105K/ 05,06,07,08,09,10,11,12 Contour Interval: 100 ft

FILE: ...Keg-Fxx-Geochem-Soils-AllProperty-Au.wor | DATE: JULY 2013

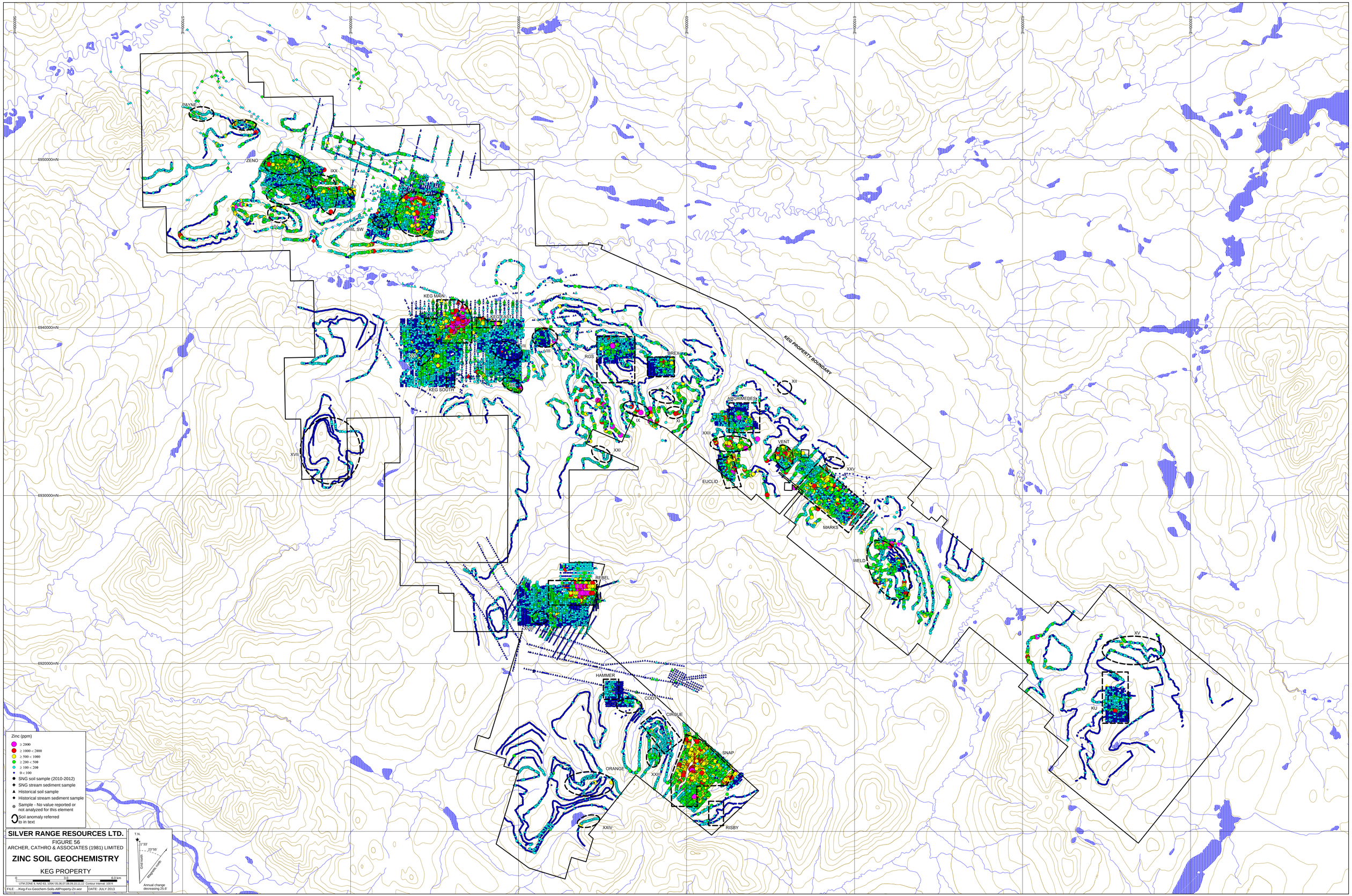

SILVER RANGE RESOURCES LTD.

FIGURE 56

ARCHER, CATHRO & ASSOCIATES (1981) LIMITED

ZINC SOIL GEOCHEMISTRY

KEG PROPERTY

0 3.0 6.0 km

UTM ZONE 8, NAD 83, 105K/ 05,06,07,08,09,10,11,12 Contour Interval: 100 ft

FILE: .../Keg-Fxx-Geochem-Soils-AllProperty-Zn.wor | DATE: JULY 2013

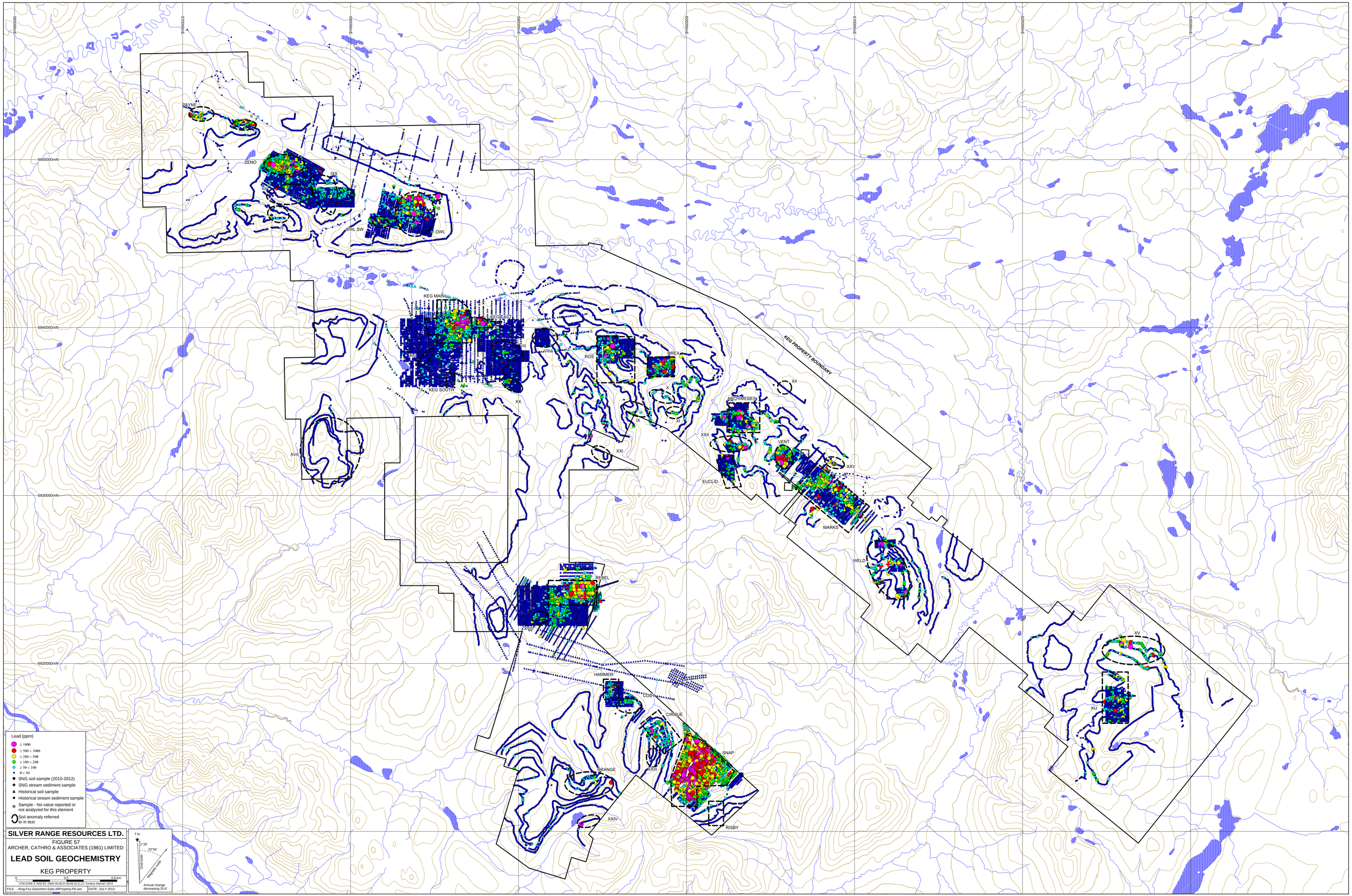

SILVER RANGE RESOURCES LTD.

FIGURE 57

ARCHER, CATHRO & ASSOCIATES (1981) LIMITED

LEAD SOIL GEOCHEMISTRY

KEG PROPERTY

0 3.0 6.0 km

UTM ZONE 8, NAD 83, 105W 05,06,07,08,09,10,11,12 Contour Interval 100 ft

FILE: ...\Keg-Fxx-Geochem-Soils-AllProperty-Pb.wor DATE: JULY 2013

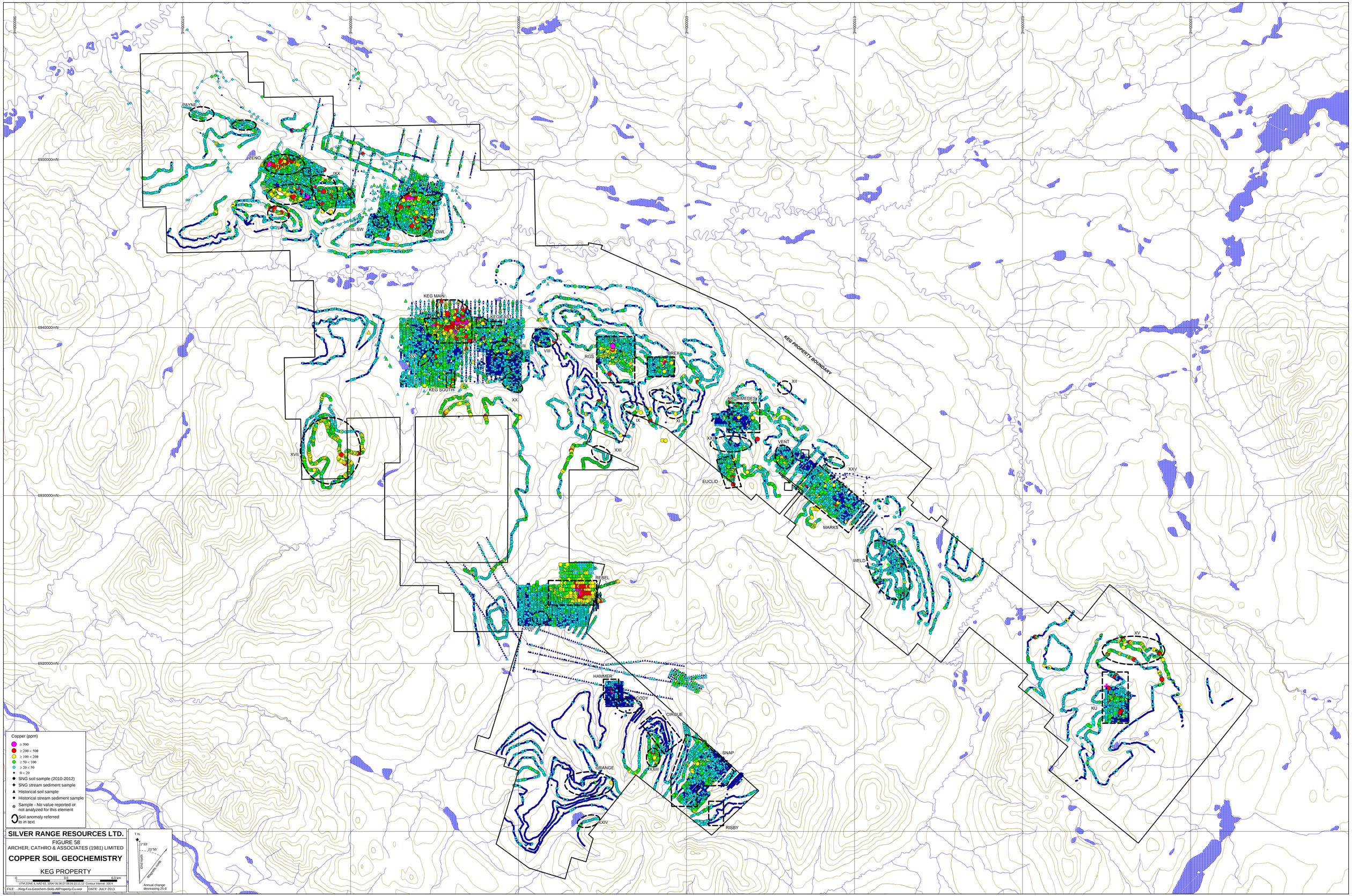

SILVER RANGE RESOURCES LTD.

FIGURE 58

ARCHER, CATHRO & ASSOCIATES (1981) LIMITED

COPPER SOIL GEOCHEMISTRY

KEG PROPERTY

0 3.0 6.0 km

UTM ZONE 8, NAD 83, 105K/ 05,06,07,08,09,10,11,12 Contour Interval: 100 ft

FILE: ...\Keg-Fxx-Geochem-Soils-AllProperty-Cu.wor | DATE: JULY 2013

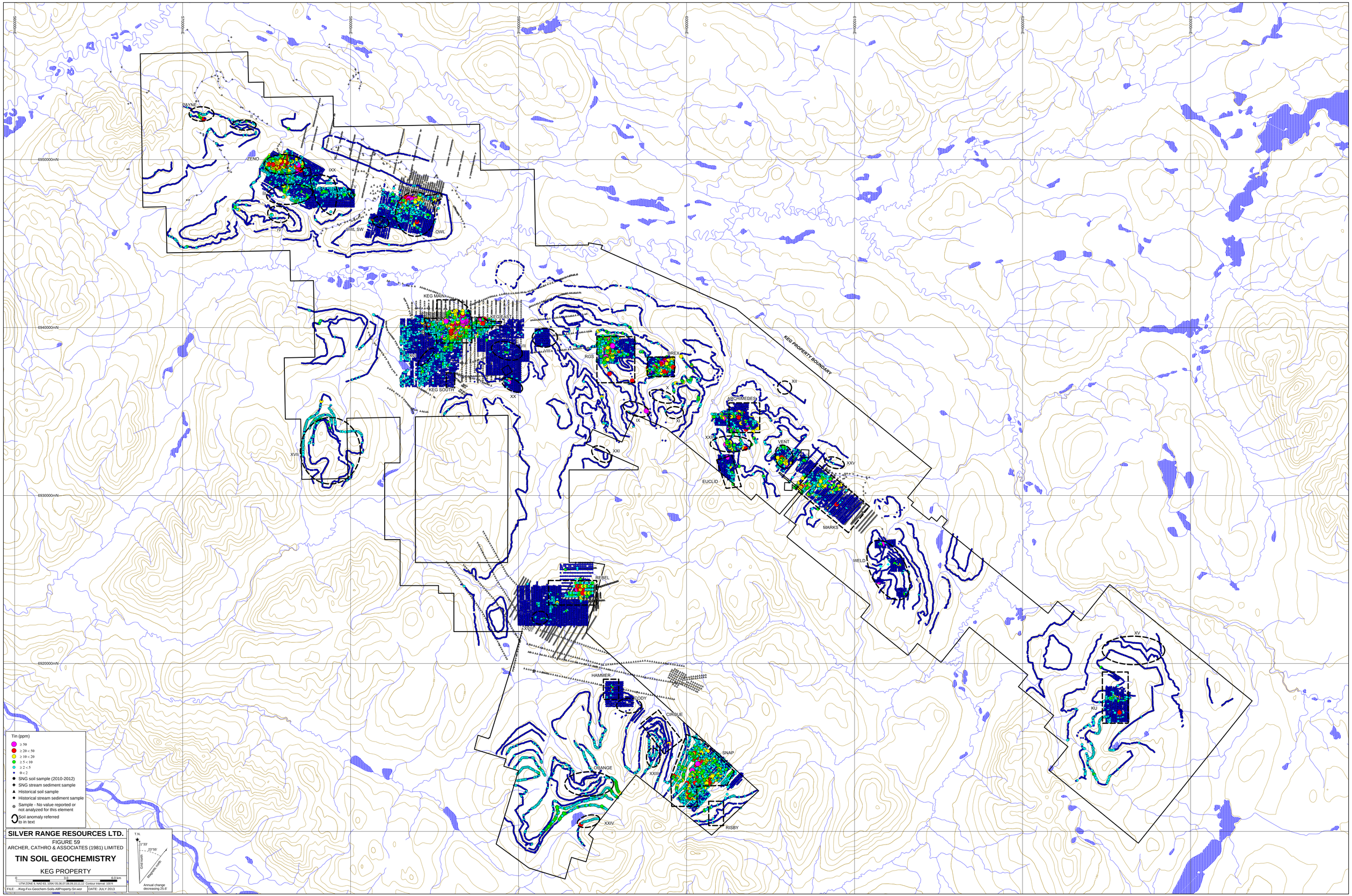

SILVER RANGE RESOURCES LTD.

FIGURE 59

ARCHER, CATHRO & ASSOCIATES (1981) LIMITED

TIN SOIL GEOCHEMISTRY

KEG PROPERTY

0 3.0 6.0 km

UTM ZONE 8, NAD 83, 105K/ 05,06,07,08,09,10,11,12 Contour Interval: 100 ft

FILE: ...\Keg-Fxx-Geochem-Soils-AllProperty-Sn.wor | DATE: JULY 2013

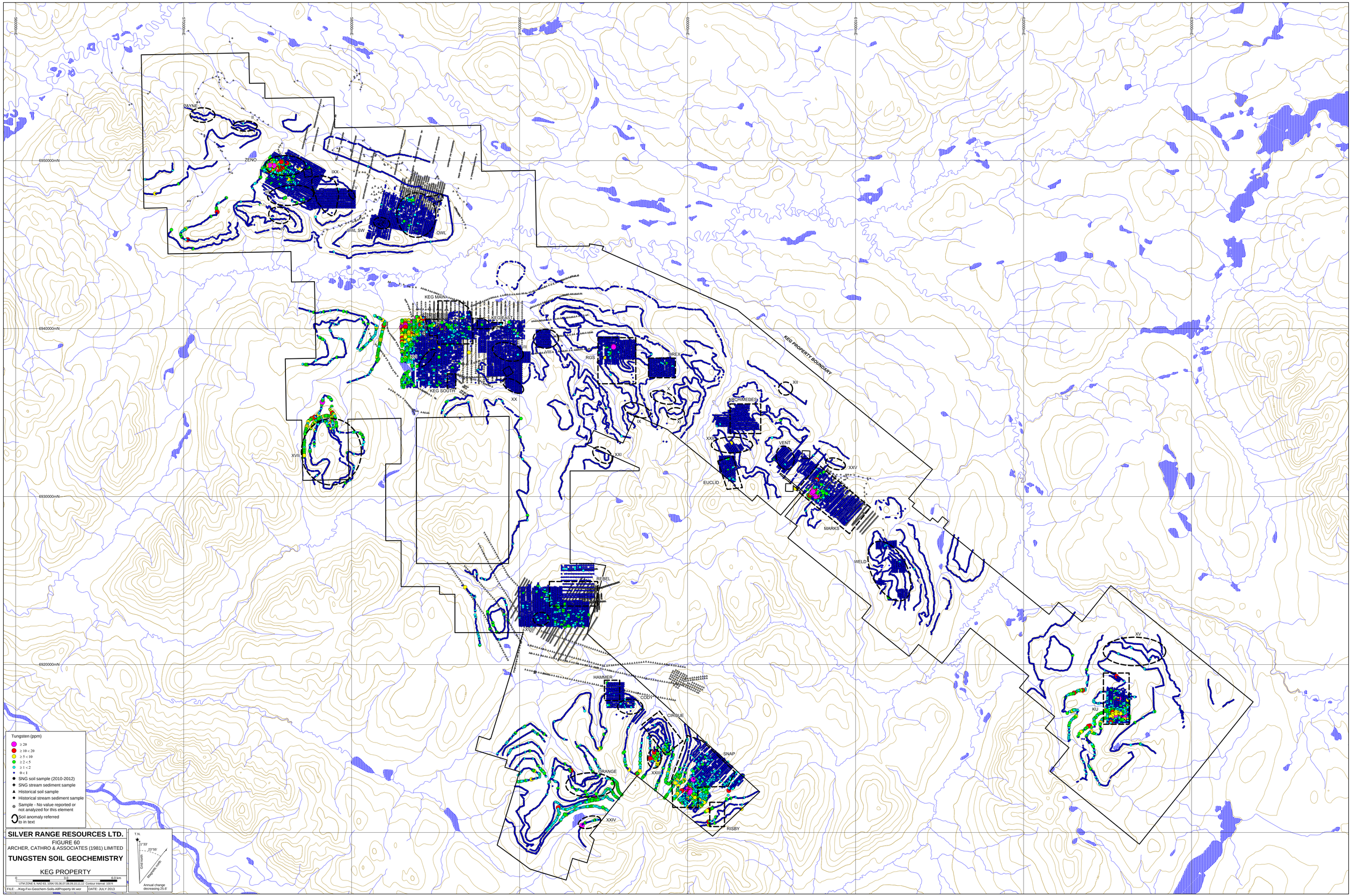

SILVER RANGE RESOURCES LTD.

FIGURE 60

ARCHER, CATHRO & ASSOCIATES (1981) LIMITED

TUNGSTEN SOIL GEOCHEMISTRY

KEG PROPERTY

0 3.0 6.0 km

UTM ZONE 8, NAD 83, 105K/ 05,06,07,08,09,10,11,12 Contour Interval: 100 ft

FILE: ...Keg-Fxx-Geochem-Soils-AllProperty-W.wor | DATE: JULY 2013

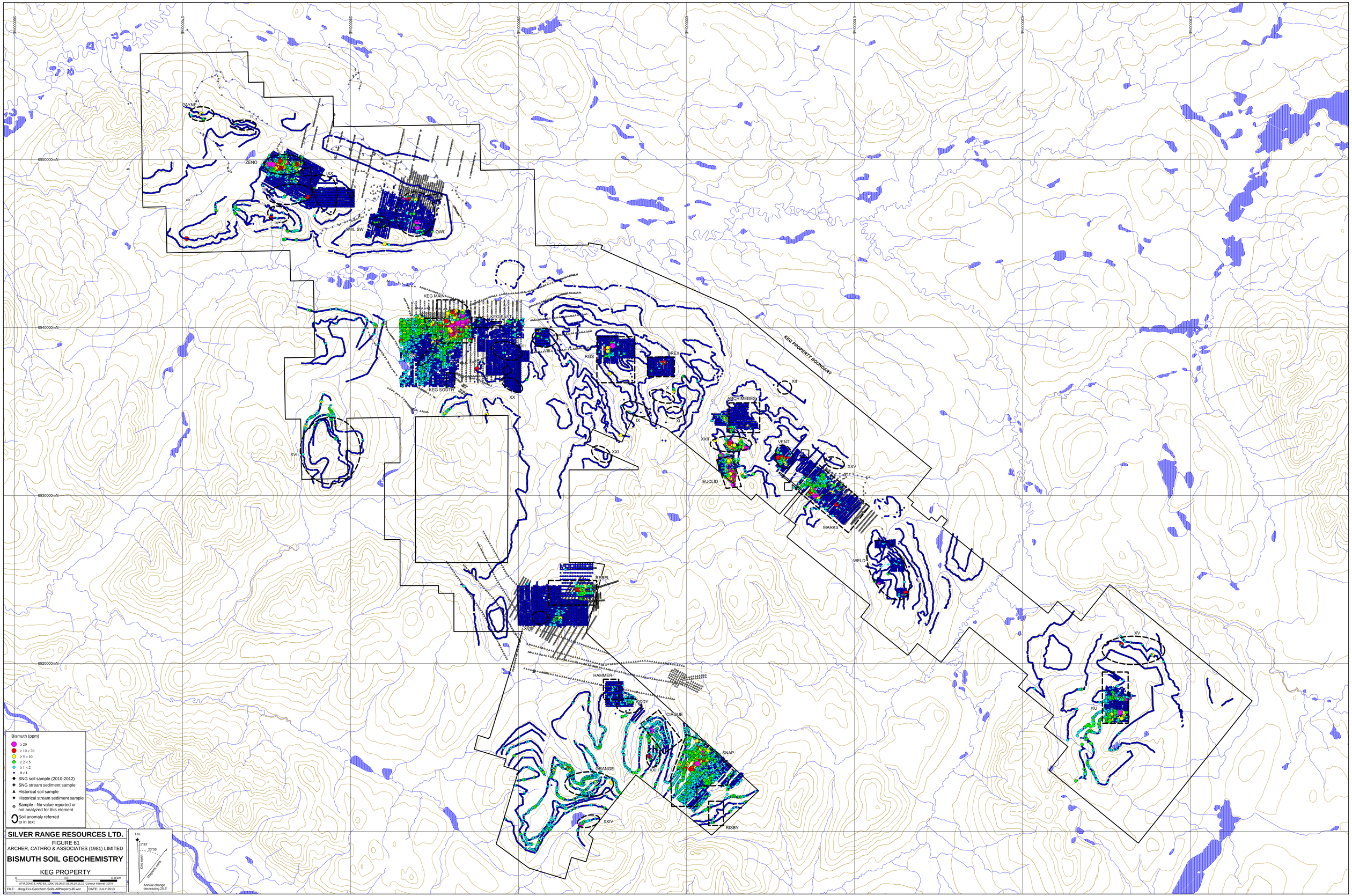

SILVER RANGE RESOURCES LTD.

FIGURE 61

ARCHER, CATHRO & ASSOCIATES (1981) LIMITED

BISMUTH SOIL GEOCHEMISTRY

KEG PROPERTY

0 3.0 6.0 km

UTM ZONE 8, NAD 83, 105K/ 05,06,07,08,09,10,11,12 Contour Interval: 100 ft

FILE: ...\Keg-Fxx-Geochem-Soils-AllProperty-Bi.wor | DATE: JULY 2013

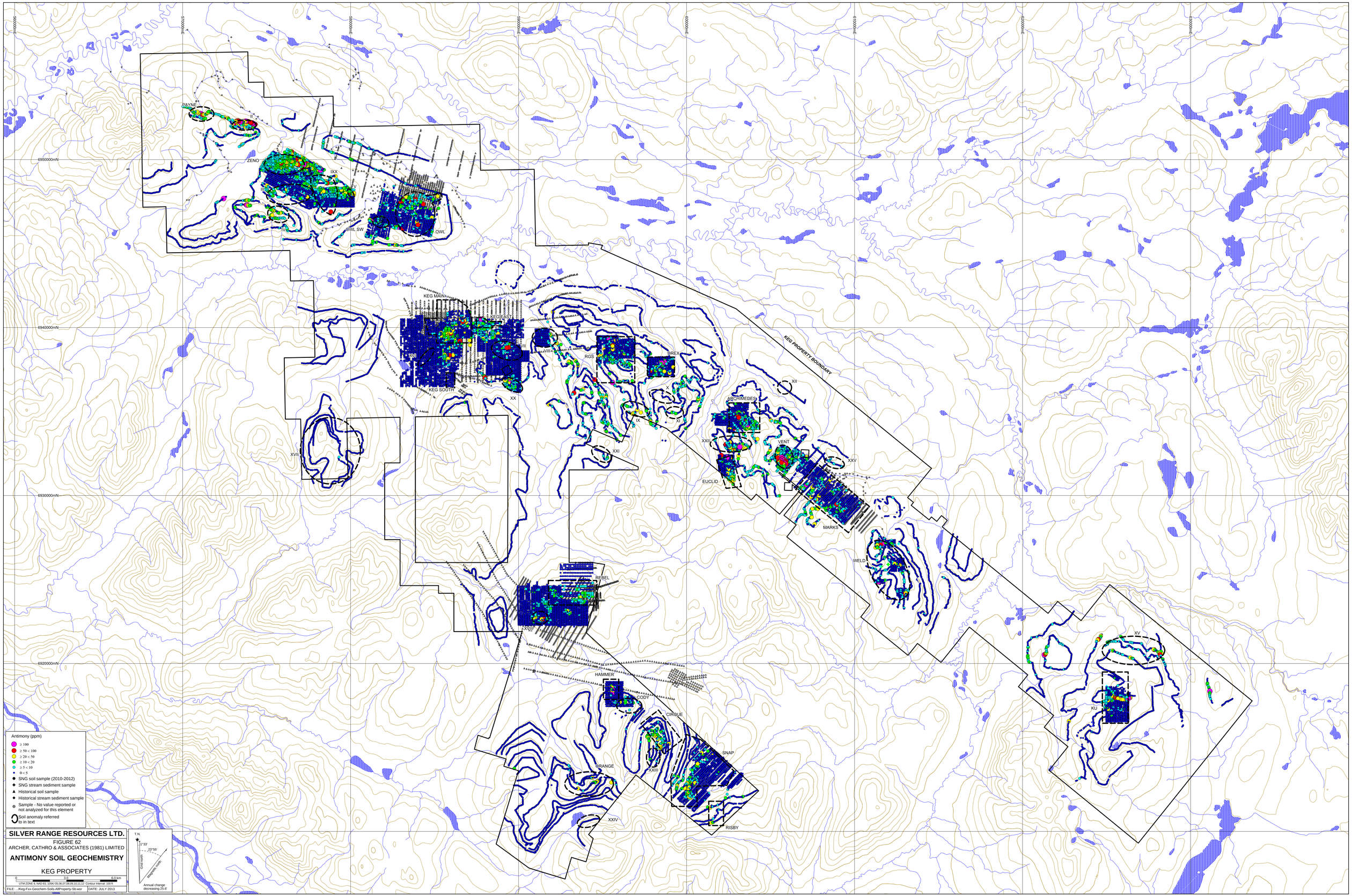

SILVER RANGE RESOURCES LTD.

FIGURE 62

ARCHER, CATHRO & ASSOCIATES (1981) LIMITED

ANTIMONY SOIL GEOCHEMISTRY

KEG PROPERTY

0 3.0 6.0 km

UTM ZONE 8, NAD 83, 105K/ 05,06,07,08,09,10,11,12 Contour Interval: 100 ft

FILE: ...\Keg-Fxx-Geochem-Soils-AllProperty-Sb.wor | DATE: JULY 2013

5950000mE
5700000mE
5800000mE
5900000mE
6000000mE
6100000mE
6200000mE
6300000mE
6950000mN
6940000mN
6930000mN
6920000mN
PAYNE
II
ZENO
IIX
III
IV
OWL SW
OWL
KEG MAIN
KEG EAST
XVI
VIII
KEG SOUTH
XX
RGS
BREX
X
IX
XI
XII
ARCHIMEDES
XXII
XXI
VENT
XXV
EUCLID
MARKS
KEG PROPERTY BOUNDARY
XVII
WELD
REBEL
XVIII
XV
KU
HAMMER
CODY
CIRQUE
SNAP
ORANGE
XXIII
XXIV
RISBY
Molybdenum (ppm)
≥ 50
≥ 20 < 50
≥ 10 < 20
≥ 5 < 10
≥ 2 < 5
0 < 2
SNG soil sample (2010-2012)
SNG stream sediment sample
Historical soil sample
Historical stream sediment sample
Sample - No value reported or not analyzed for this element
Soil anomaly referred to in text
SILVER RANGE RESOURCES LTD.
FIGURE 63
ARCHER, CATHRO & ASSOCIATES (1981) LIMITED
MOLYBDENUM SOIL GEOCHEMISTRY
KEG PROPERTY
0
3.0
6.0 km
UTM ZONE 8, NAD 83, 105W 05,06,07,08,09,10,11,12 Contour Interval: 100 ft
FILE: .../Kog-Fox-Geochem-Soils-AllProperty-Mo.wor
DATE: JULY 2013
T.N.
17°33'
23°55'
Grid north
Magnetic north
Annual change decreasing 25.4'

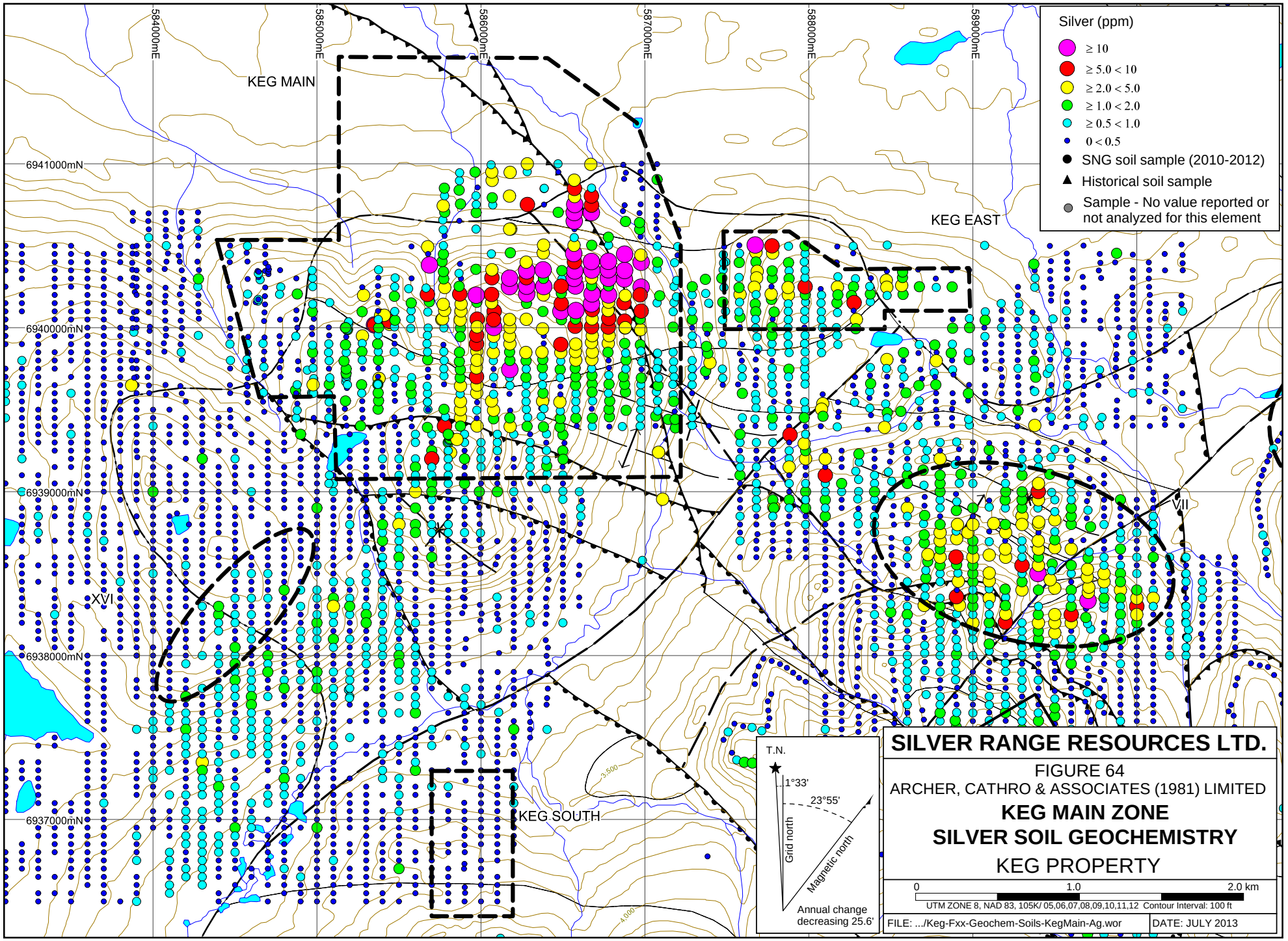
584000mE
585000mE
586000mE
587000mE
588000mE
589000mE
6941000mN
6940000mN
6939000mN
6938000mN
6937000mN
KEG MAIN
KEG EAST
KEG SOUTH
XVI
VII
Silver (ppm)
≥ 10
≥ 5.0 < 10
≥ 2.0 < 5.0
≥ 1.0 < 2.0
≥ 0.5 < 1.0
0 < 0.5
SNG soil sample (2010-2012)
Historical soil sample
Sample - No value reported or not analyzed for this element
T.N.
1°33'
23°55'
Grid north
Magnetic north
Annual change decreasing 25.6'
SILVER RANGE RESOURCES LTD.
FIGURE 64
ARCHER, CATHRO & ASSOCIATES (1981) LIMITED
KEG MAIN ZONE
SILVER SOIL GEOCHEMISTRY
KEG PROPERTY
0
1.0
2.0 km
UTM ZONE 8, NAD 83, 105K/ 05,06,07,08,09,10,11,12 Contour Interval: 100 ft
FILE: .../Keg-Fxx-Geochem-Soils-KegMain-Ag.wor
DATE: JULY 2013

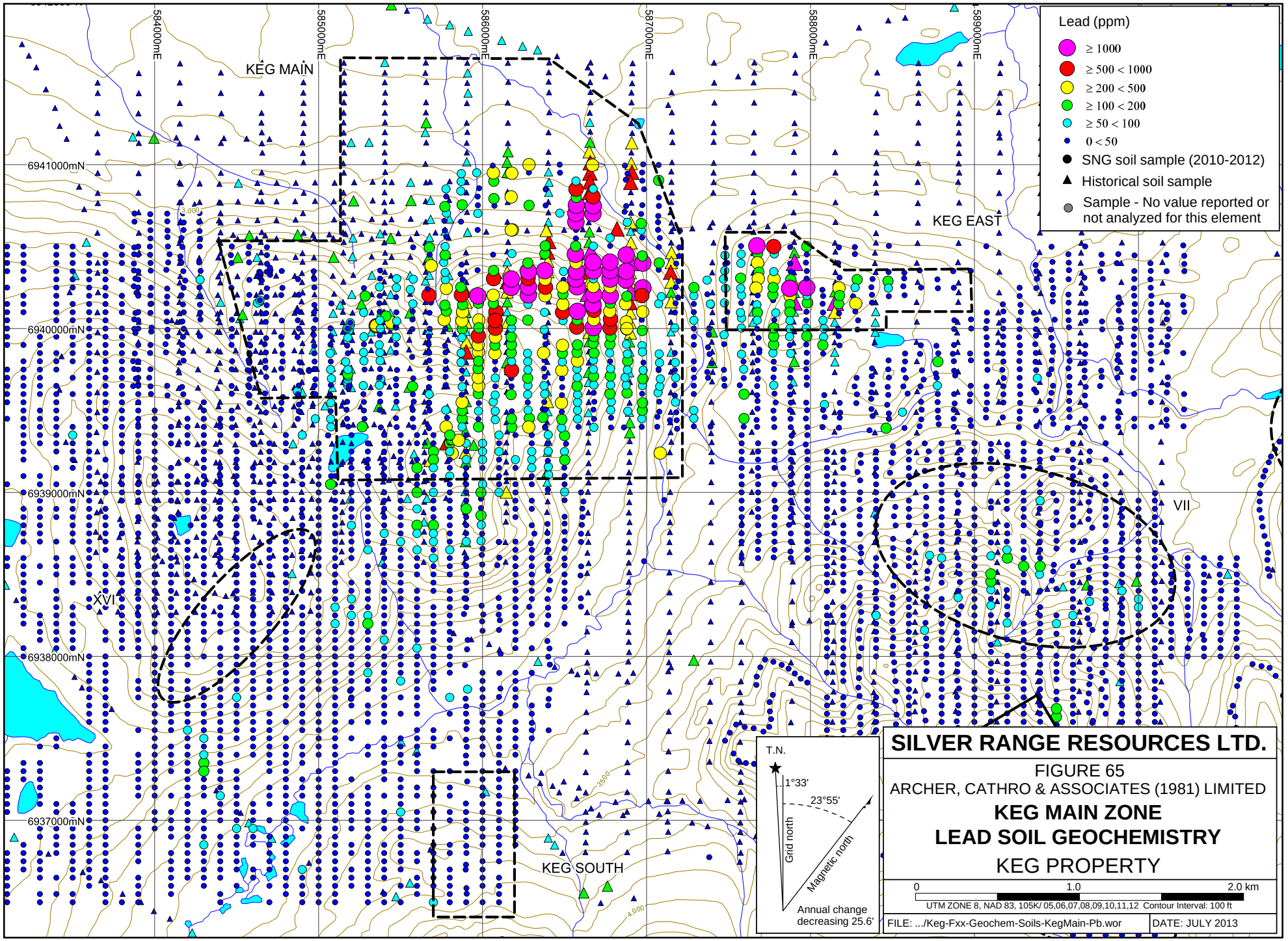
Lead (ppm)
≥ 1000
≥ 500 < 1000
≥ 200 < 500
≥ 100 < 200
≥ 50 < 100
0 < 50
SNG soil sample (2010-2012)
Historical soil sample
Sample - No value reported or not analyzed for this element
KEG MAIN
KEG EAST
KEG SOUTH
XVI
VII
584000mE
585000mE
586000mE
587000mE
588000mE
589000mE
6941000mN
6940000mN
6939000mN
6938000mN
6937000mN
T.N.
1°33'
23°55'
Grid north
Magnetic north
Annual change decreasing 25.6'
SILVER RANGE RESOURCES LTD.
FIGURE 65
ARCHER, CATHRO & ASSOCIATES (1981) LIMITED
KEG MAIN ZONE
LEAD SOIL GEOCHEMISTRY
KEG PROPERTY
0
1.0
2.0 km
UTM ZONE 8, NAD 83, 105K/ 05,06,07,08,09,10,11,12 Contour Interval: 100 ft
FILE: .../Keg-Fxx-Geochem-Soils-KegMain-Pb.wor
DATE: JULY 2013

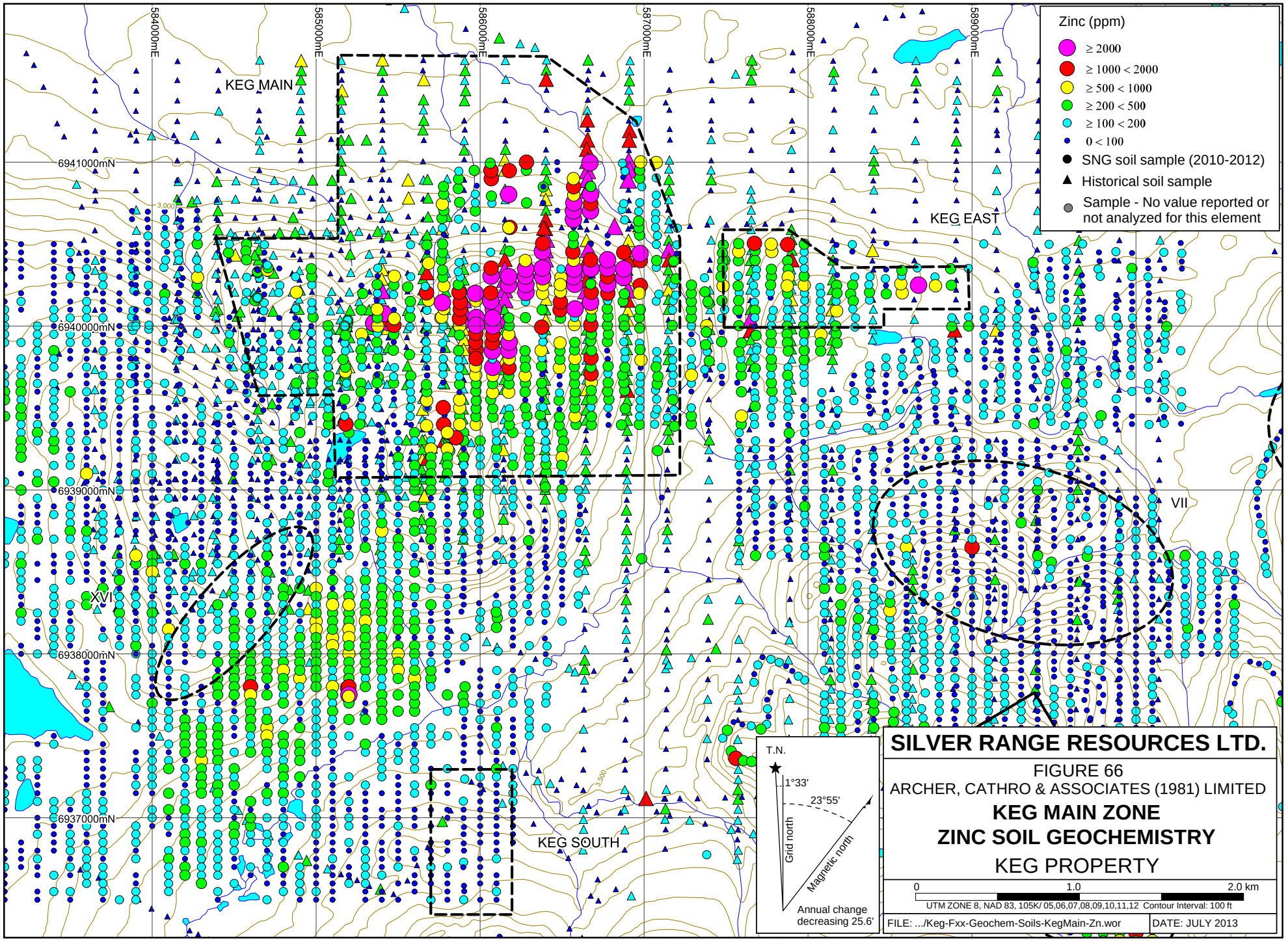
Zinc (ppm)
≥ 2000
≥ 1000 < 2000
≥ 500 < 1000
≥ 200 < 500
≥ 100 < 200
0 < 100
SNG soil sample (2010-2012)
Historical soil sample
Sample - No value reported or not analyzed for this element
KEG MAIN
KEG EAST
KEG SOUTH
VII
XVI
584000mE
585000mE
586000mE
587000mE
588000mE
589000mE
6941000mN
6940000mN
6939000mN
6938000mN
6937000mN
3,000
3,500
T.N.
1°33'
23°55'
Grid north
Magnetic north
Annual change decreasing 25.6'
SILVER RANGE RESOURCES LTD.
FIGURE 66
ARCHER, CATHRO & ASSOCIATES (1981) LIMITED
KEG MAIN ZONE
ZINC SOIL GEOCHEMISTRY
KEG PROPERTY
0
1.0
2.0 km
UTM ZONE 8, NAD 83, 105K/ 05,06,07,08,09,10,11,12 Contour Interval: 100 ft
FILE: .../Keg-Fxx-Geochem-Soils-KegMain-Zn.wor
DATE: JULY 2013

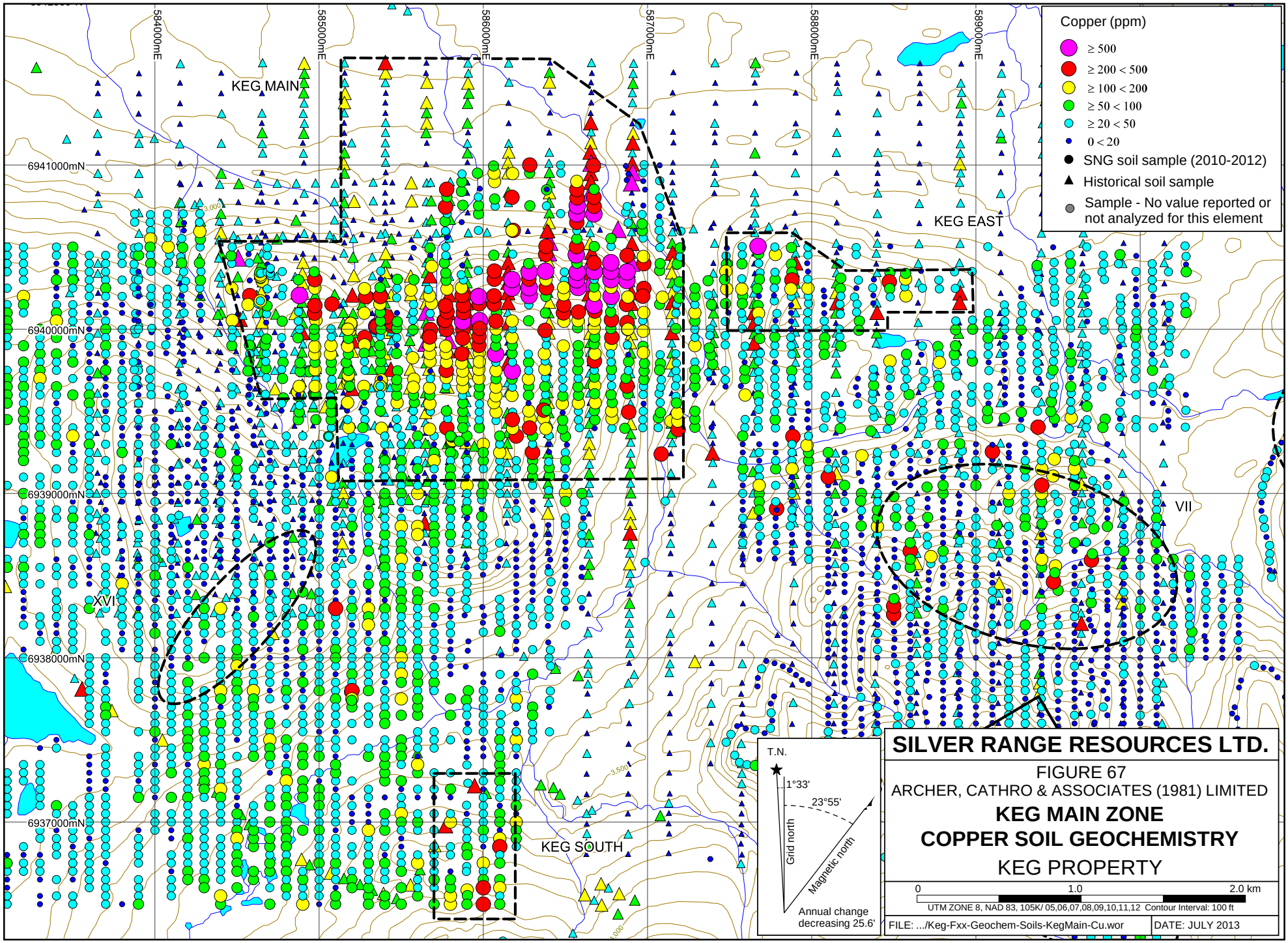
KEG MAIN
KEG EAST
KEG SOUTH
XVI
VII
584000mE
585000mE
586000mE
587000mE
588000mE
589000mN
6941000mN
6940000mN
6939000mN
6938000mN
6937000mN
Copper (ppm)
≥ 500
≥ 200 < 500
≥ 100 < 200
≥ 50 < 100
≥ 20 < 50
0 < 20
SNG soil sample (2010-2012)
Historical soil sample
Sample - No value reported or not analyzed for this element
T.N.
1°33'
23°55'
Grid north
Magnetic north
Annual change decreasing 25.6'
SILVER RANGE RESOURCES LTD.
FIGURE 67
ARCHER, CATHRO & ASSOCIATES (1981) LIMITED
KEG MAIN ZONE
COPPER SOIL GEOCHEMISTRY
KEG PROPERTY
0
1.0
2.0 km
UTM ZONE 8, NAD 83, 105K/ 05,06,07,08,09,10,11,12 Contour Interval: 100 ft
FILE: .../Keg-Fxx-Geochem-Soils-KegMain-Cu.wor
DATE: JULY 2013

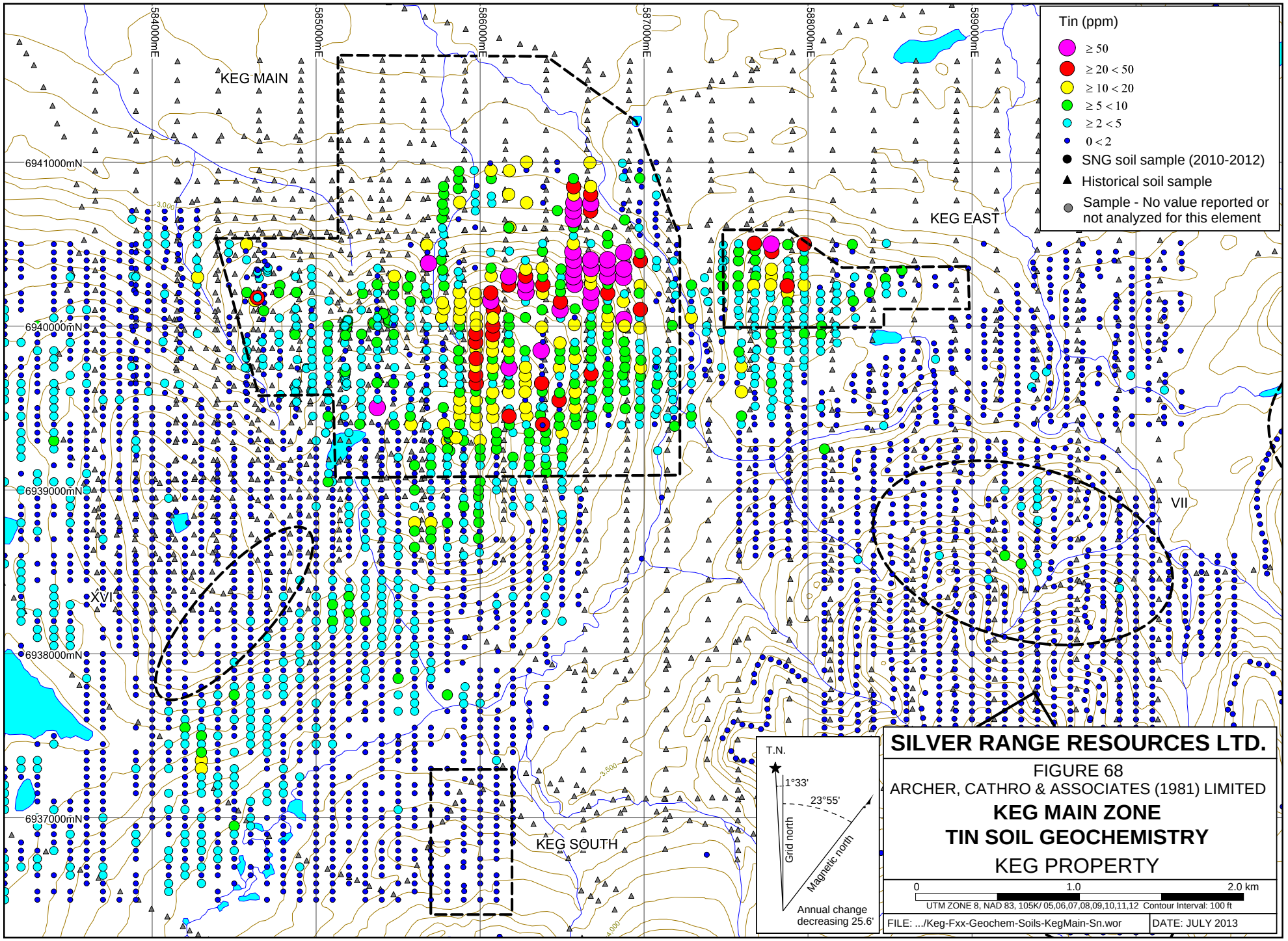
KEG MAIN
KEG EAST
KEG SOUTH
XVI
VII
584000mE
585000mE
586000mE
587000mE
588000mE
589000mE
6941000mN
6940000mN
6939000mN
6938000mN
6937000mN
3,000'
3,500'
4,000'
Tin (ppm)
≥ 50
≥ 20 < 50
≥ 10 < 20
≥ 5 < 10
≥ 2 < 5
0 < 2
SNG soil sample (2010-2012)
Historical soil sample
Sample - No value reported or not analyzed for this element
T.N.
1°33'
23°55'
Grid north
Magnetic north
Annual change decreasing 25.6'
SILVER RANGE RESOURCES LTD.
FIGURE 68
ARCHER, CATHRO & ASSOCIATES (1981) LIMITED
KEG MAIN ZONE
TIN SOIL GEOCHEMISTRY
KEG PROPERTY
0
1.0
2.0 km
UTM ZONE 8, NAD 83, 105K/ 05,06,07,08,09,10,11,12 Contour Interval: 100 ft
FILE: .../Keg-Fxx-Geochem-Soils-KegMain-Sn.wor
DATE: JULY 2013

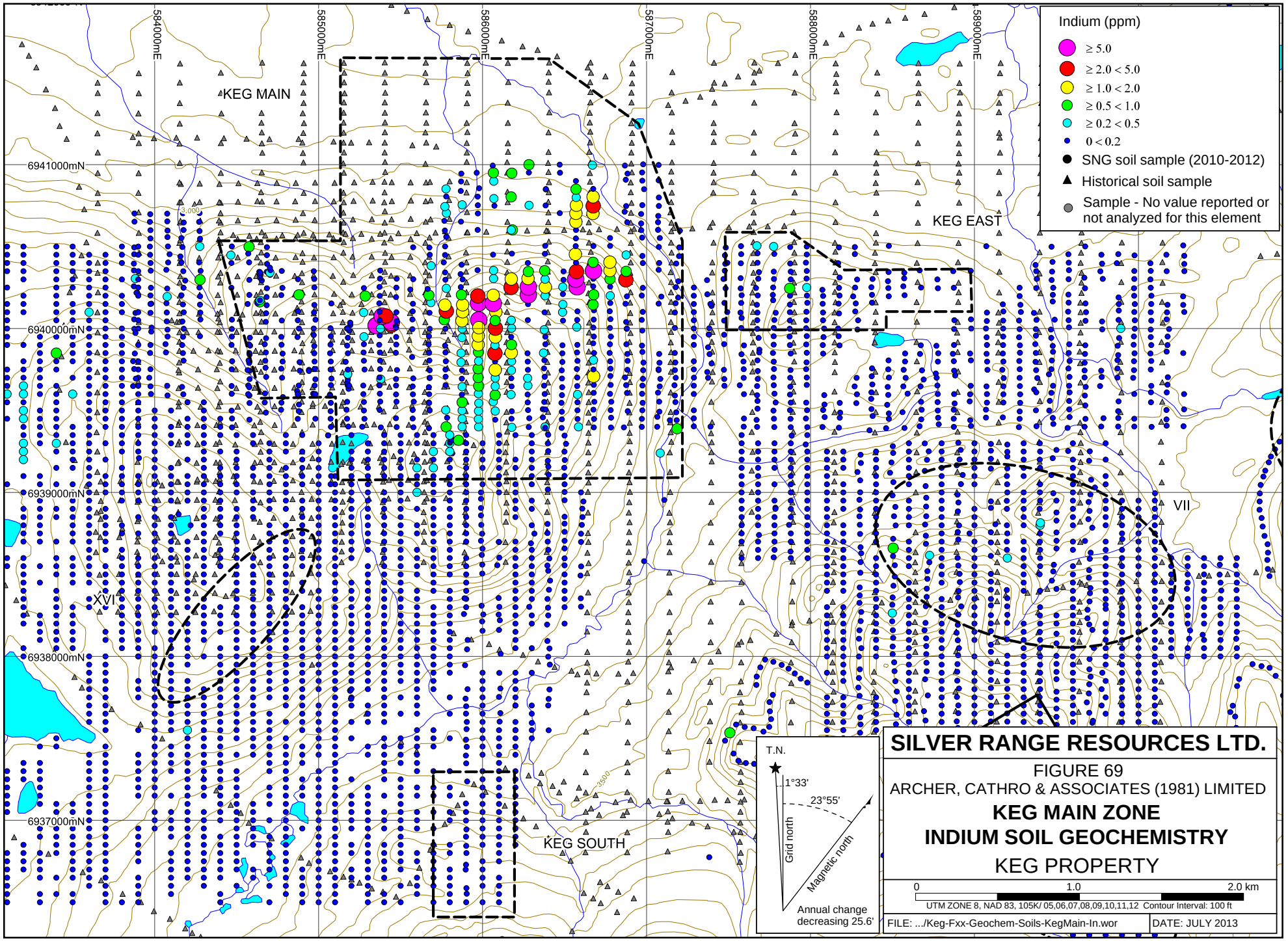
KEG MAIN
KEG EAST
KEG SOUTH
XVI
VII
584000mE
585000mE
586000mE
587000mE
588000mE
589000mE
6941000mN
6940000mN
6939000mN
6938000mN
6937000mN
3000
3500
Indium (ppm)
≥ 5.0
≥ 2.0 < 5.0
≥ 1.0 < 2.0
≥ 0.5 < 1.0
≥ 0.2 < 0.5
0 < 0.2
SNG soil sample (2010-2012)
Historical soil sample
Sample - No value reported or not analyzed for this element
T.N.
1°33'
23°55'
Grid north
Magnetic north
Annual change decreasing 25.6'
SILVER RANGE RESOURCES LTD.
FIGURE 69
ARCHER, CATHRO & ASSOCIATES (1981) LIMITED
KEG MAIN ZONE
INDIUM SOIL GEOCHEMISTRY
KEG PROPERTY
0
1.0
2.0 km
UTM ZONE 8, NAD 83, 105K/ 05,06,07,08,09,10,11,12 Contour Interval: 100 ft
FILE: .../Keg-Fxx-Geochem-Soils-KegMain-In.wor
DATE: JULY 2013

570000mE
580000mE
590000mE
600000mE
610000mN
6950000mN
6940000mN
6930000mN
PAYNE
II
ZENO
III
IXX
V
IV
OWL
OWL SW
KEG MAIN
KEG EAST
VIII
VII
XVI
KEG SOUTH
XX
RGS
DREX
X
IX
XI
XII
ARCHIMEDES
XXII
XXI
VENT
XXV
EUCLID
MARKS
WELD
XVII
REBEL
XVIII
57881
57810
57776
57753
57737
57724
57714
57704
57696
57686
57678
57670
57661
57654
57645
57637
57628
57621
57614
57607
57600
57594
57589
57584
57580
57576
57574
57572
57569
57567
57564
57560
57555
57548
57541
57531
57518
57496
nT
MAP AREA
KEG PROPERTY BOUNDARY
T.N.
11°33'
23°55'
Grid north
Magnetic north
Annual change decreasing 25.6'
SILVER RANGE RESOURCES LTD.
FIGURE 70
ARCHER, CATHRO & ASSOCIATES (1981) LIMITED
TOTAL MAGNETIC INTENSITY ROTATED TO POLE
KEG PROPERTY
0 100 200 m
UTM ZONE 8, NAD 83, 105K/ 05,06,07,08,09,10,11,12 Contour Interval: 20 m
FILE: .../Keg-Fxx-Geophys-AllProperty-TotalMag.wor
DATE: FEBRUARY 2013

PAYNE
II
ZENO
III
IXX
V
IV
OWL
OWL SW
KEG MAIN
KEG EAST
VIII
VII
XVI
KEG SOUTH
XX
RGS
DREX
IX
X
XI
XII
ARCHIMEDES
XXII
XXI
EUCLID
VENT
XXV
MARKS
XVII
REBEL
XVIII
WELD
570000mE
580000mE
590000mE
600000mE
610000mE
6950000mN
6940000mN
6930000mN
0.39
0.31
0.26
0.22
0.19
0.16
0.14
0.12
0.10
0.09
0.07
0.06
0.04
0.03
0.02
0.00
-0.01
-0.02
-0.03
-0.04
-0.05
-0.06
-0.07
-0.09
-0.10
-0.11
-0.12
-0.13
-0.15
-0.16
-0.18
-0.19
-0.21
-0.23
-0.26
-0.28
-0.31
-0.35
MAP AREA
KEG PROPERTY BOUNDARY
T.N.
1°33'
23°55'
Grid north
Magnetic north
Annual change decreasing 25.6'

SILVER RANGE RESOURCES LTD.

FIGURE 71

ARCHER, CATHRO & ASSOCIATES (1981) LIMITED

TOTAL PHASE ROTATED IN PHASE AT 90 Hz

KEG PROPERTY

0 100 200 m

UTM ZONE 8, NAD 83, 105K/ 05,06,07,08,09,10,11,12 Contour Interval: 20 m

FILE: ../Keg-Fxx-Geophys-AllProperty-TotalPhase.wor | DATE: JULY 2013

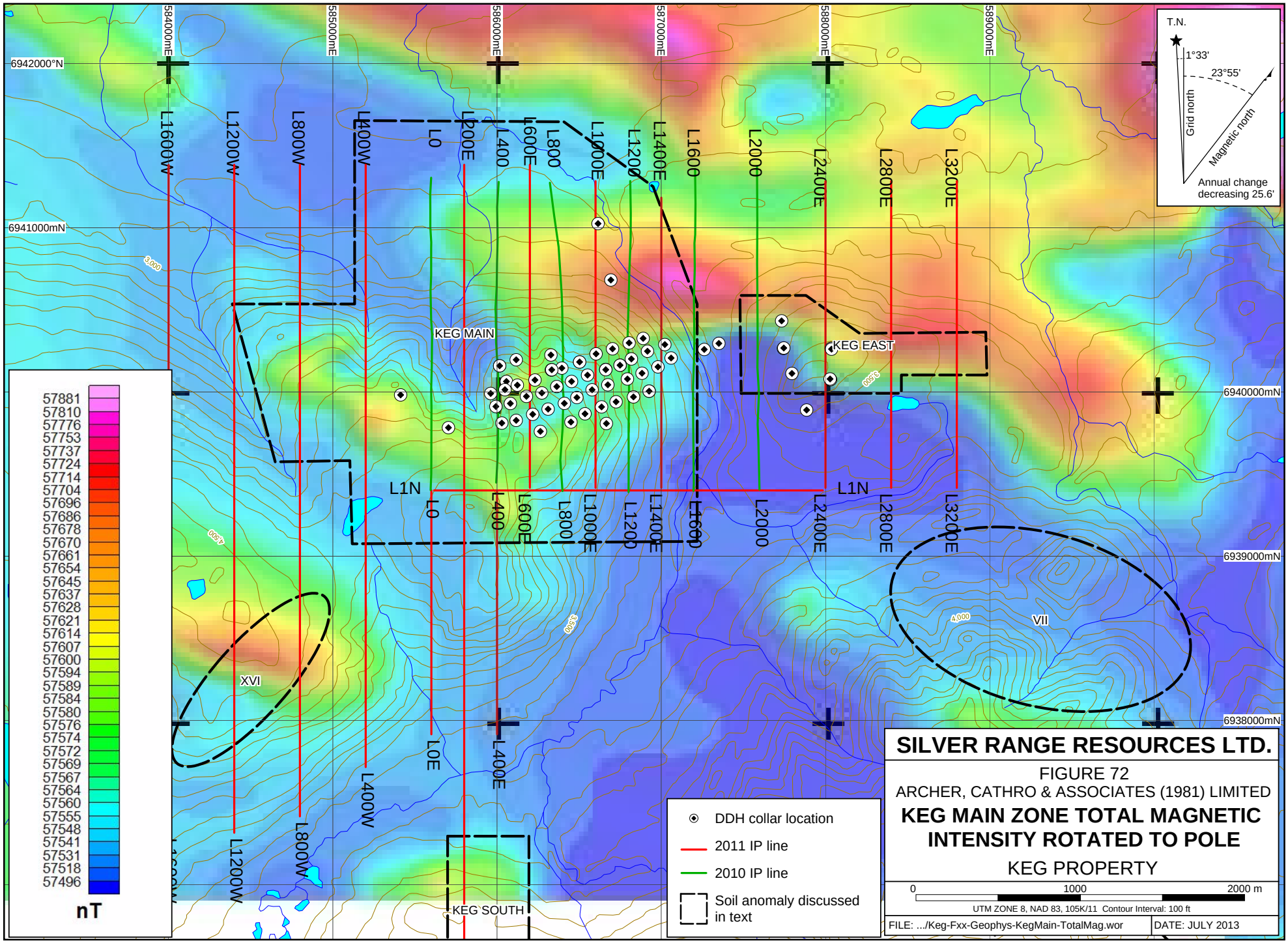
584000mE
585000mE
586000mE
587000mE
588000mE
589000mE
6942000°N
6941000mN
6940000mN
6939000mN
6938000mN
L1600W
L1200W
L800W
L400W
L0
L200E
L400
L600E
L800
L1000E
L1200
L1400E
L1600
L2000
L2400E
L2800E
L3200E
KEG MAIN
KEG EAST
KEG SOUTH
L1N
L0E
XVI
VII
T.N.
1°33'
23°55'
Grid north
Magnetic north
Annual change decreasing 25.6'
57881
57810
57776
57753
57737
57724
57714
57704
57696
57686
57678
57670
57661
57654
57645
57637
57628
57621
57614
57607
57600
57594
57589
57584
57580
57576
57574
57572
57569
57567
57564
57560
57555
57548
57541
57531
57518
57496
nT
DDH collar location
2011 IP line
2010 IP line
Soil anomaly discussed in text
SILVER RANGE RESOURCES LTD.
FIGURE 72
ARCHER, CATHRO & ASSOCIATES (1981) LIMITED
KEG MAIN ZONE TOTAL MAGNETIC INTENSITY ROTATED TO POLE
KEG PROPERTY
0
1000
2000 m
UTM ZONE 8, NAD 83, 105K/11 Contour Interval: 100 ft
FILE: .../Keg-Fxx-Geophys-KegMain-TotalMag.wor
DATE: JULY 2013

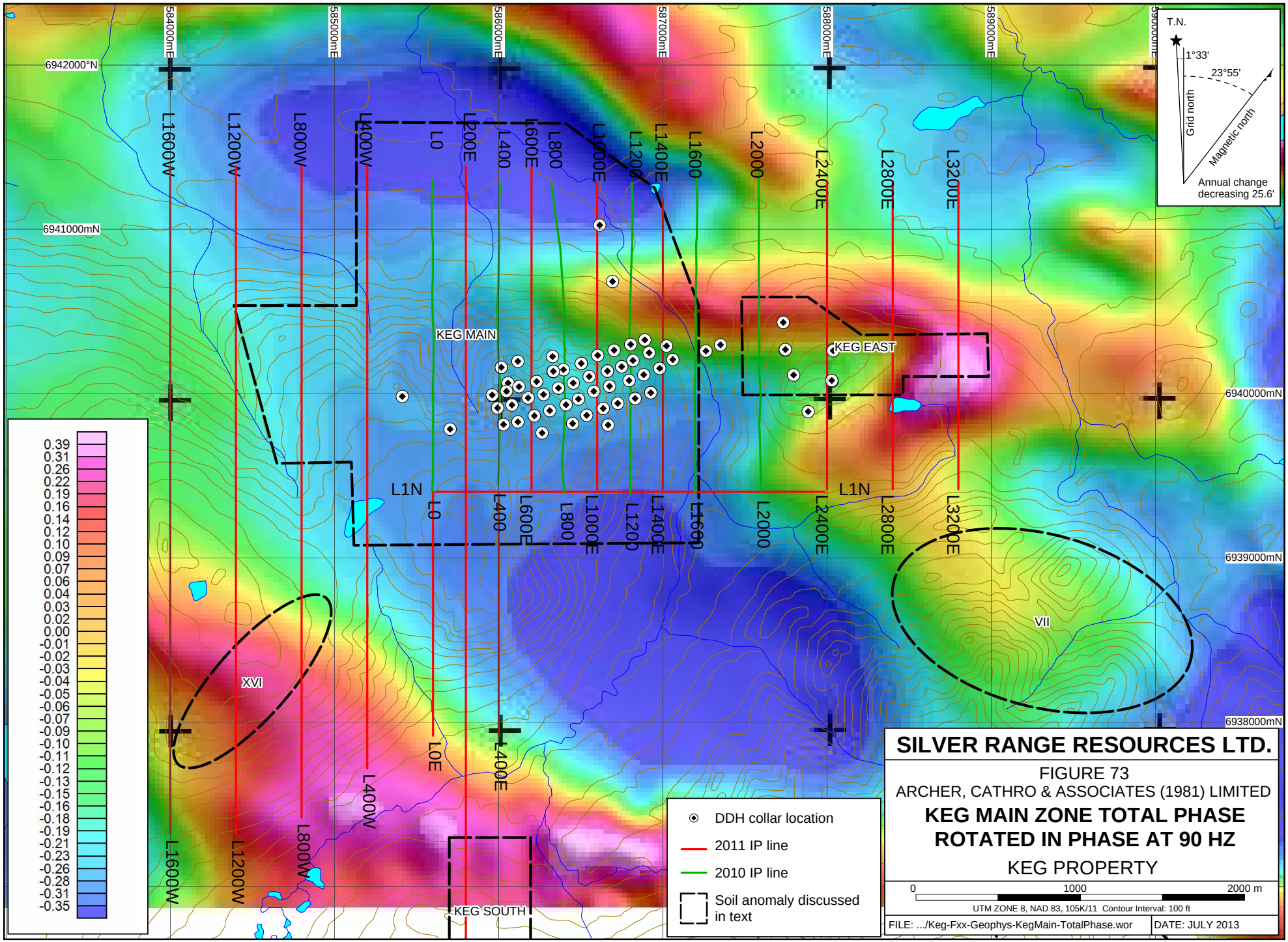
584000mE
585000mE
586000mE
587000mE
588000mE
589000mE
590000mE
6942000°N
6941000mN
6940000mN
6939000mN
6938000mN
L1600W
L1200W
L800W
L400W
L0
L200E
L400
L600E
L800
L1000E
L1200
L1400E
L1600
L2000
L2400E
L2800E
L3200E
T.N.
1°33'
23°55'
Grid north
Magnetic north
Annual change decreasing 25.6'
KEG MAIN
KEG EAST
KEG SOUTH
L1N
L0E
L400E
XVI
VII
0.39
0.31
0.26
0.22
0.19
0.16
0.14
0.12
0.10
0.09
0.07
0.06
0.04
0.03
0.02
0.00
-0.01
-0.02
-0.03
-0.04
-0.05
-0.06
-0.07
-0.09
-0.10
-0.11
-0.12
-0.13
-0.15
-0.16
-0.18
-0.19
-0.21
-0.23
-0.26
-0.28
-0.31
-0.35
DDH collar location
2011 IP line
2010 IP line
Soil anomaly discussed in text
SILVER RANGE RESOURCES LTD.
FIGURE 73
ARCHER, CATHRO & ASSOCIATES (1981) LIMITED
KEG MAIN ZONE TOTAL PHASE ROTATED IN PHASE AT 90 HZ
KEG PROPERTY
0
1000
2000 m
UTM ZONE 8, NAD 83, 105K/11 Contour Interval: 100 ft
FILE: .../Keg-Fxx-Geophys-KegMain-TotalPhase.wor
DATE: JULY 2013

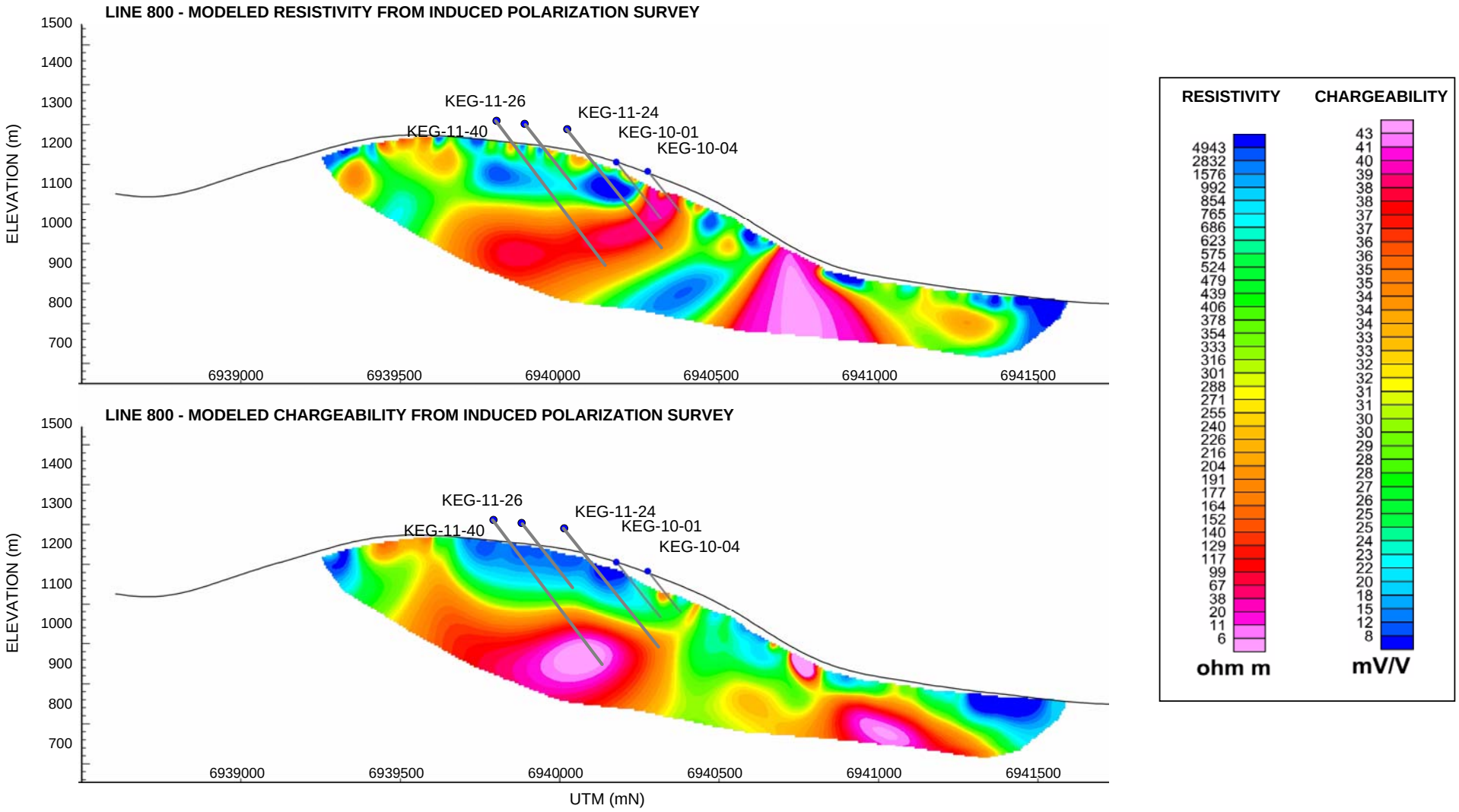

SILVER RANGE RESOURCES LTD.

FIGURE 74

ARCHER, CATHRO & ASSOCIATES (1981) LIMITED

KEG MAIN ZONE RESISITIVIY & CHARGEABILITY FROM IP SURVEYS

KEG PROPERTY

0 500 1000 m

UTM ZONE 8, NAD 83, 105K/11

FILE: .../Keg/Keg=Fxx-Geophys-KegMain-IPSection.wor

DATE: JULY 2013

5585000°E
5586000°E
5587000°E
5588000°E
5589000°E
5590000°E
6941000°N
6940500°N
6940000°N
6939500°N
3,400
3,600
3,800
4,100
KEG-11-019
KEG-11-038
KEG-12-059
LONG SECTION
KEG-12-056
KEG-12-047
KEG-12-055
KEG-12-060
KEG-11-009
KEG-12-057
KEG-11-014
KEG-12-068
KEG-11-006
KEG-11-008
KEG-10-002
KEG-12-054
KEG-10-004
KEG-12-063
KEG-11-015
KEG-12-069
KEG-11-020
KEG-11-022
KEG-11-010
KEG-11-013
KEG-12-067
KEG-12-061
KEG-12-066
KEG-11-012
KEG-11-016
KEG-11-018
KEG-10-001
KEG-11-005
KEG-11-007
KEG-11-041
KEG-11-028
KEG-11-031
KEG-11-011
KEG-11-023
KEG-12-053
KEG-10-003
KEG-11-030
KEG-11-021
KEG-11-017
KEG-12-048
KEG-11-029
KEG-11-024
KEG-11-025
KEG-12-064
KEG-12-065
KEG-11-035
KEG-12-058
KEG-11-033
KEG-11-039
KEG-11-027
KEG-12-042
KEG-12-051
KEG-12-049
KEG-11-026
KEG-11-034
KEG-11-032
KEG-12-043
KEG-11-036
KEG-12-052
KEG-11-037
KEG-12-050
KEG-12-046
KEG-11-040
KEG-12-045
KEG-12-044
KEG-12-062
10+640E
10+540E
10+440E
10+340E
10+240E
10+140E
10+740E
10+840E
10+940E
11+040E
11+140E
11+240E
11+440E
11+540E
11+900E
09+880E

DDH-12-xx — Diamond drill hole location with drill hole surface trace

Access road

T.N.
1°33'
23°55'
Grid north
Magnetic north
Annual change decreasing 25.6'

SILVER RANGE RESOURCES LTD.

FIGURE 75

ARCHER, CATHRO & ASSOCIATES (1981) LIMITED

DDH LOCATIONS & SECTION PLAN
KEG MAIN & KEG EAST ZONES

KEG PROPERTY

0 100 200 m

UTM ZONE 8, NAD 83, 105K/ 05,06,07,08,09,10,11,12 Contour Interval: 20 m/100 ft

FILE: .../Keg/Keg-Fxx-Planview-Keg.wor

DATE: JULY 2013

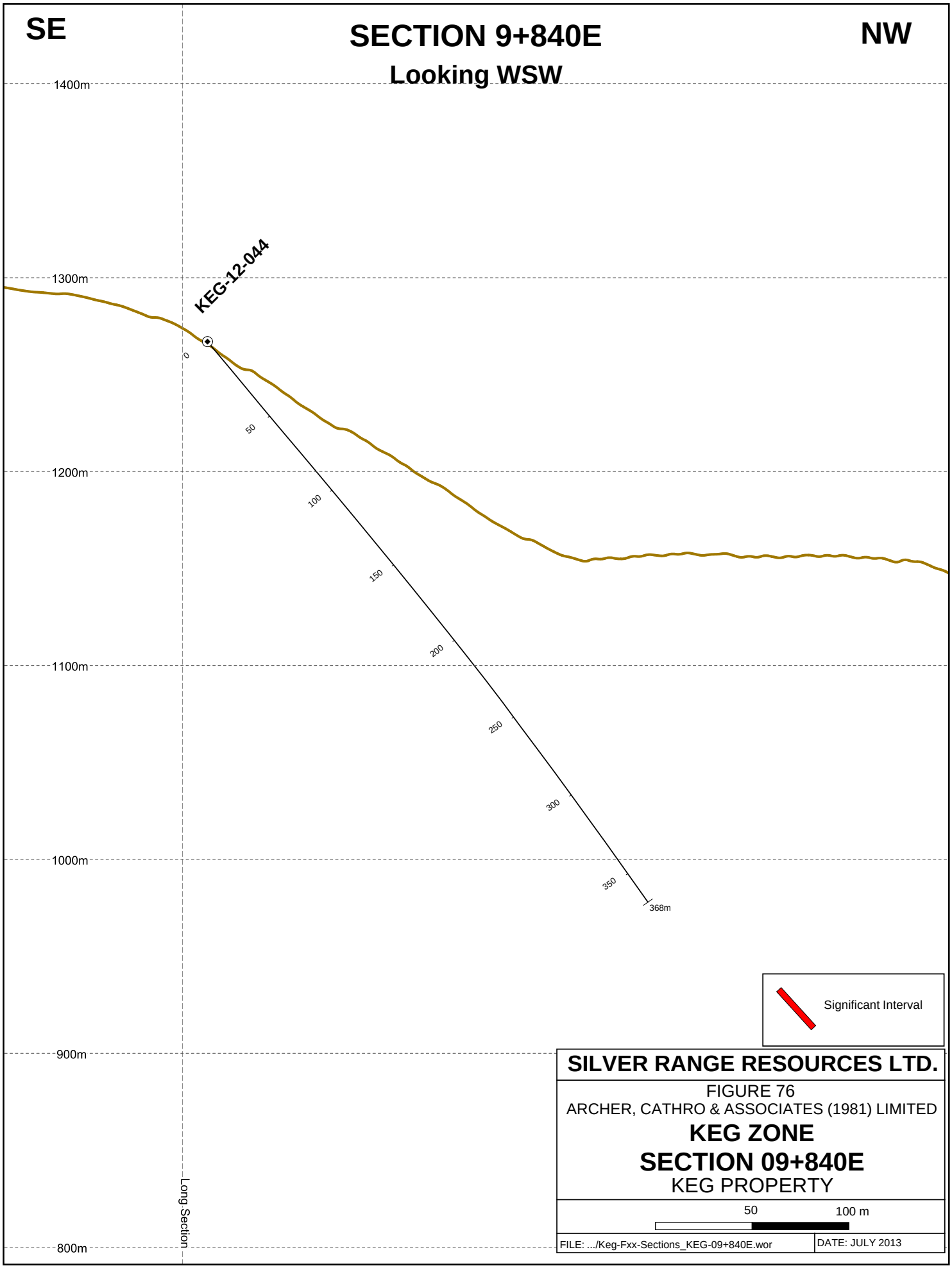
SE
SECTION 9+840E
Looking WSW
NW
1400m
1300m
1200m
1100m
1000m
900m
800m
KEG-12-044
0
50
100
150
200
250
300
350
368m
Long Section
Significant Interval
SILVER RANGE RESOURCES LTD.
FIGURE 76
ARCHER, CATHRO & ASSOCIATES (1981) LIMITED
KEG ZONE
SECTION 09+840E
KEG PROPERTY
50
100 m
FILE: .../Keg-Fxx-Sections_KEG-09+840E.wor
DATE: JULY 2013

SE

NW

SECTION 10+140E

Looking WSW

Chert-dominated sediments

KEG-12-046

KEG-12-043

KEG-12-058

1300m

1200m

1100m

1000m

900m

800m

700m

FAVORABLE HORIZON:
interbedded limestone and siltstone

0 50 100 150 200 250 300 350 400 450 500 503.83m

0 50 100 150 200 250 300 341.69m

0 50 100 150 200 250 300 350 400 450 476m

Int. (m)	Ag (g/t)	Pb (%)	Zn (%)	Cu (%)	Sn (g/t)	In (g/t)
22.62	20.93	0.38	0.77	0.07	418	4.06

Long Section

Significant Interval

SILVER RANGE RESOURCES LTD.

FIGURE 77

ARCHER, CATHRO & ASSOCIATES (1981) LIMITED

KEG ZONE

SECTION 10+140E

KEG PROPERTY

0 50 100 m

FILE: .../Keg-Fxx-Sections_KEG-10+140E.wor

DATE: JULY 2013

SECTION 10+240E

Looking WSW

SE **NW**

1400m
1300m
1200m
1100m
1000m
900m
800m

KEG-12-050
KEG-12-049
KEG-11-029
KEG-10-003
KEG-12-066
KEG-12-061 (abandoned)

Chert-dominated sediments

FAVORABLE HORIZON:
interbedded limestone and siltstone

252.37m
218m
331.48m
413m
506m

Int. (m)	Ag (g/t)	Pb (%)	Zn (%)	Cu (%)	Sn (g/t)	In (g/t)
30.00	51.86	0.29	0.99	0.15	288	3.46

Int. (m)	Ag (g/t)	Pb (%)	Zn (%)	Cu (%)	Sn (g/t)	In (g/t)
15.00	19.05	0.11	0.19	0.07	363	1.30

Int. (m)	Ag (g/t)	Pb (%)	Zn (%)	Cu (%)	Sn (g/t)	In (g/t)
21.00	20.61	0.1	1.90	0.12	258	18.7

Int. (m)	Ag (g/t)	Pb (%)	Zn (%)	Cu (%)	Sn (g/t)	In (g/t)
32.95	16.82	0.09	0.53	0.03	285	9.56

Long Section

Significant Interval

SILVER RANGE RESOURCES LTD.

FIGURE 78
ARCHER, CATHRO & ASSOCIATES (1981) LIMITED

KEG ZONE

SECTION 10+240E

KEG PROPERTY

0 50 100 m

FILE: .../Keg-Fxx-Sections_KEG-10+240E.wor

DATE: JULY 2013

SECTION 10+340E

Looking WSW

SE

NW

1400m

1300m

1200m

1100m

1000m

900m

800m

KEG-12-062

KEG-12-052

KEG-11-039

KEG-11-030

KEG-12-069

Chert-dominated sediments

FAVORABLE HORIZON:
interbedded limestone and siltstone

Int. (m)	Ag (g/t)	Pb (%)	Zn (%)	Cu (%)	Sn (g/t)	In (g/t)
28.50	16.70	0.10	0.52	0.13	193	2.06

Int. (m)	Ag (g/t)	Pb (%)	Zn (%)	Cu (%)	Sn (g/t)	In (g/t)
24.00	31.70	0.28	0.88	0.30	188	3.02

Int. (m)	Ag (g/t)	Pb (%)	Zn (%)	Cu (%)	Sn (g/t)	In (g/t)
12.19	50.92	0.55	1.32	0.293	436	10.73

Int. (m)	Ag (g/t)	Pb (%)	Zn (%)	Cu (%)	Sn (g/t)	In (g/t)
48.00	10.00	0.06	0.72	0.098	206	8.09

179m

428m

436.17m

491.65m

519.7m

Long Section

Significant Interval

SILVER RANGE RESOURCES LTD.

FIGURE 79

ARCHER, CATHRO & ASSOCIATES (1981) LIMITED

KEG ZONE

SECTION 10+340E

KEG PROPERTY

0 50 100 m

FILE: .../Keg-Fxx-Sections_KEG-10+340E.wor

DATE: JULY 2013

SE

SECTION 10+440E

Looking WSW

NW

1300m

1200m

1100m

1000m

900m

800m

KEG-11-036

KEG-11-033

KEG-11-021

KEG-12-069

Chert-dominated sediments

FAVORABLE HORIZON:
interbedded limestone and siltstone

Int. (m)	Ag (g/t)	Pb (%)	Zn (%)	Cu (%)	Sn (g/t)	In (g/t)
10.00	14.30	0.30	0.87	0.113	190	6.79

Int. (m)	Ag (g/t)	Pb (%)	Zn (%)	Cu (%)	Sn (g/t)	In (g/t)
28.50	16.70	0.10	0.52	0.13	193	2.06

Int. (m)	Ag (g/t)	Pb (%)	Zn (%)	Cu (%)	Sn (g/t)	In (g/t)
24.00	31.70	0.28	0.88	0.30	188	3.02

Int. (m)	Ag (g/t)	Pb (%)	Zn (%)	Cu (%)	Sn (g/t)	In (g/t)
11.22	23.02	0.12	1.78	0.323	225	18.98

Int. (m)	Ag (g/t)	Pb (%)	Zn (%)	Cu (%)	Sn (g/t)	In (g/t)
14.50	33.49	0.42	0.66	0.065	105	4.99

Int. (m)	Ag (g/t)	Pb (%)	Zn (%)	Cu (%)	Sn (g/t)	In (g/t)
50.77	22.29	0.11	0.70	0.20	561	7.93

Int. (m)	Ag (g/t)	Pb (%)	Zn (%)	Cu (%)	Sn (g/t)	In (g/t)
31.50	10.76	0.02	0.93	0.213	197	22.04

179m

394.19m

425m

458.57m

Long Section

Significant Interval

SILVER RANGE RESOURCES LTD.

FIGURE 80

ARCHER, CATHRO & ASSOCIATES (1981) LIMITED

KEG ZONE

SECTION 10+440E

KEG PROPERTY

0 50 100 m

FILE: .../Keg-Fxx-Sections_KEG-10+440E.wor

DATE: JULY 2013

SE

SECTION 10+540E

Looking WSW

NW

1300m

1200m

1100m

1000m

900m

800m

KEG-11-040

KEG-11-026

KEG-11-024

KEG-11-012

KEG-10-004

Chert-dominated sediments

FAVORABLE HORIZON:
interbedded limestone and siltstone

Int. (m)	Ag (g/t)	Pb (%)	Zn (%)	Cu (%)	Sn (g/t)	In (g/t)
18.88	60.78	0.67	1.59	0.210	275	13.78

Int. (m)	Ag (g/t)	Pb (%)	Zn (%)	Cu (%)	Sn (g/t)	In (g/t)
40.12	49.60	0.74	1.71	0.147	180	14.7

Int. (m)	Ag (g/t)	Pb (%)	Zn (%)	Cu (%)	Sn (g/t)	In (g/t)
18.88	60.78	0.67	1.59	0.210	275	13.78

Int. (m)	Ag (g/t)	Pb (%)	Zn (%)	Cu (%)	Sn (g/t)	In (g/t)
45.07	23.73	0.08	1.39	0.22	166	30.29

Int. (m)	Ag (g/t)	Pb (%)	Zn (%)	Cu (%)	Sn (g/t)	In (g/t)
24.00	11.52	0.04	0.78	0.13	103	19.88

Int. (m)	Ag (g/t)	Pb (%)	Zn (%)	Cu (%)	Sn (g/t)	In (g/t)
30.21	10.29	0.11	0.62	0.070	624	6.25

Int. (m)	Ag (g/t)	Pb (%)	Zn (%)	Cu (%)	Sn (g/t)	In (g/t)
12.19	33.06	0.47	1.07	0.16	102	7.98

171.3m

387m

461m

480m

550.77m

Long Section

Significant Interval

SILVER RANGE RESOURCES LTD.

FIGURE 81
ARCHER, CATHRO & ASSOCIATES (1981) LIMITED

KEG ZONE

SECTION 10+540E

KEG PROPERTY

0 50 100 m

FILE: .../Keg-Fxx-Sections_KEG-10+540E.wor

DATE: JULY 2013

SE

SECTION 10+640E

Looking WSW

NW

1300m

1200m

1100m

1000m

900m

800m

KEG-11-037

KEG-11-027

KEG-11-017

KEG-10-001

KEG-10-004

Chert-dominated sediments

FAVORABLE HORIZON:
interbedded limestone and siltstone

Int. (m)	Ag (g/t)	Pb (%)	Zn (%)	Cu (%)	Sn (g/t)	In (g/t)
125.7	50.09	0.65	1.20	0.14	217	9.55

Int. (m)	Ag (g/t)	Pb (%)	Zn (%)	Cu (%)	Sn (g/t)	In (g/t)
40.12	49.60	0.74	1.71	0.147	180	14.7

Int. (m)	Ag (g/t)	Pb (%)	Zn (%)	Cu (%)	Sn (g/t)	In (g/t)
64.31	40.55	0.39	1.02	0.10	235	6.49

Int. (m)	Ag (g/t)	Pb (%)	Zn (%)	Cu (%)	Sn (g/t)	In (g/t)
39.62	41.81	0.25	1.15	0.41	383	12.3

Int. (m)	Ag (g/t)	Pb (%)	Zn (%)	Cu (%)	Sn (g/t)	In (g/t)
13.77	27.49	0.69	0.79	0.06	91.9	4.23

Int. (m)	Ag (g/t)	Pb (%)	Zn (%)	Cu (%)	Sn (g/t)	In (g/t)
34.43	34.93	0.20	0.99	0.20	289	9.12

Int. (m)	Ag (g/t)	Pb (%)	Zn (%)	Cu (%)	Sn (g/t)	In (g/t)
46.31	29.05	0.13	0.66	0.12	212	9.27

Int. (m)	Ag (g/t)	Pb (%)	Zn (%)	Cu (%)	Sn (g/t)	In (g/t)
10.66	47.54	1.00	1.03	0.35	2542	6.27

185m

171.3m

428.85m

486.77m

538.58m

Long Section

Significant Interval

SILVER RANGE RESOURCES LTD.

FIGURE 82

ARCHER, CATHRO & ASSOCIATES (1981) LIMITED

KEG ZONE

SECTION 10+640E

KEG PROPERTY

0 50 100 m

FILE: .../Keg-Fxx-Sections_KEG-10+640E.wor

DATE: JULY 2013

SECTION 10+740E

Looking WSW

SE **NW**

1300m
1200m
1100m
1000m
900m
800m
700m

KEG-12-045
KEG-11-034
KEG-11-025
KEG-11-023
KEG-11-022
KEG-11-020 abandoned)

Chert-dominated sediments

FAVORABLE HORIZON:
interbedded limestone and siltstone

Int. (m)	Ag (g/t)	Pb (%)	Zn (%)	Cu (%)	Sn (g/t)	In (g/t)
34.78	40.09	0.21	1.67	0.55	398	14.42

Int. (m)	Ag (g/t)	Pb (%)	Zn (%)	Cu (%)	Sn (g/t)	In (g/t)
152.4	24.22	0.22	1.09	0.106	252	9.72

Int. (m)	Ag (g/t)	Pb (%)	Zn (%)	Cu (%)	Sn (g/t)	In (g/t)
75.18	57.46	0.31	2.41	0.64	912	17.66

Int. (m)	Ag (g/t)	Pb (%)	Zn (%)	Cu (%)	Sn (g/t)	In (g/t)
18.29	35.15	0.27	0.23	0.109	156	2.15

355.7m
343.51m
428.85m

Int. (m)	Ag (g/t)	Pb (%)	Zn (%)	Cu (%)	Sn (g/t)	In (g/t)
15.24	20.60	0.13	0.89	0.233	177	4.04

Int. (m)	Ag (g/t)	Pb (%)	Zn (%)	Cu (%)	Sn (g/t)	In (g/t)
21.00	19.06	0.33	1.02	0.120	286	4.79

477m

Int. (m)	Ag (g/t)	Pb (%)	Zn (%)	Cu (%)	Sn (g/t)	In (g/t)
45.72	31.83	0.21	0.92	0.224	274	8.43

532.49m

Long Section

Significant Interval

SILVER RANGE RESOURCES LTD.

FIGURE 83
ARCHER, CATHRO & ASSOCIATES (1981) LIMITED

KEG ZONE

SECTION 10+740E

KEG PROPERTY

0 50 100 m

FILE: .../Keg-Fxx-Sections_KEG-10+740E.wor | DATE: JULY 2013

SE — SECTION 10+840E — NW

Looking WSW

1300m
1200m
1100m
1000m
900m
800m
700m

KEG-12-051
KEG-12-048
KEG-11-005
KEG-10-002

Chert-dominated sediments

Int. (m)	Ag (g/t)	Pb (%)	Zn (%)	Cu (%)	Sn (g/t)	In (g/t)
131.38	28.10	0.21	1.39	0.22	534	5.94

Int. (m)	Ag (g/t)	Pb (%)	Zn (%)	Cu (%)	Sn (g/t)	In (g/t)
37.69	49.62	0.45	1.25	0.080	569	4.16

Int. (m)	Ag (g/t)	Pb (%)	Zn (%)	Cu (%)	Sn (g/t)	In (g/t)
13.87	45.96	0.53	0.44	0.176	281	2.02

Int. (m)	Ag (g/t)	Pb (%)	Zn (%)	Cu (%)	Sn (g/t)	In (g/t)
41.19	48.81	1.04	1.16	0.125	317	4.70

FAVORABLE HORIZON:
interbedded limestone and siltstone

Int. (m)	Ag (g/t)	Pb (%)	Zn (%)	Cu (%)	Sn (g/t)	In (g/t)
29.00	24.93	0.43	0.32	0.04	474	0.69

284.07m
342m
349.6m
393m

Long Section

Significant Interval

SILVER RANGE RESOURCES LTD.

FIGURE 84
ARCHER, CATHRO & ASSOCIATES (1981) LIMITED
KEG ZONE
SECTION 10+840E
KEG PROPERTY

0 50 100 m

FILE: .../Keg-Fxx-Sections_KEG-10+840E.wor | DATE: JULY 2013

SECTION 10+940E

Looking WSW

SE **NW**

1200m
1100m
1000m
900m
800m
700m

KEG-12-042
KEG-12-053
KEG-11-010
KEG-11-009

Chert-dominated sediments

FAVORABLE HORIZON:
interbedded limestone and siltstone

Int. (m)	Ag (g/t)	Pb (%)	Zn (%)	Cu (%)	Sn (g/t)	In (g/t)
104.7	70.55	0.54	0.60	0.172	778	1.77

Int. (m)	Ag (g/t)	Pb (%)	Zn (%)	Cu (%)	Sn (g/t)	In (g/t)
10.75	75.04	0.34	0.72	0.076	91.1	4.24

Int. (m)	Ag (g/t)	Pb (%)	Zn (%)	Cu (%)	Sn (g/t)	In (g/t)
33.00	36.82	0.42	0.49	0.06	300	1.52

255.12m
279.5m
281.18m
425m

Long Section

Significant Interval

SILVER RANGE RESOURCES LTD.

FIGURE 85
ARCHER, CATHRO & ASSOCIATES (1981) LIMITED

KEG ZONE

SECTION 10+940E

KEG PROPERTY

0 50 100 m

FILE: .../Keg-Fxx-Sections_KEG-10+940E.wor

DATE: JULY 2013

SE — SECTION 11+040E — NW

Looking WSW

1200m
1100m
1000m
900m
800m
700m
600m

Chert-dominated sediments

FAVORABLE HORIZON:
interbedded limestone and siltstone

KEG-12-065
KEG-12-064 (abandoned)
KEG-11-041
KEG-11-015
KEG-12-047
KEG-11-038

Int. (m)	Ag (g/t)	Pb (%)	Zn (%)	Cu (%)	Sn (g/t)	In (g/t)
41.75	46.62	0.47	0.27	0.06	138	0.91

Int. (m)	Ag (g/t)	Pb (%)	Zn (%)	Cu (%)	Sn (g/t)	In (g/t)
68.75	63.45	0.48	0.43	0.09	448	0.97

Int. (m)	Ag (g/t)	Pb (%)	Zn (%)	Cu (%)	Sn (g/t)	In (g/t)
39.29	11.43	0.15	0.11	0.023	56	0.32

144m
276.45m
394.41m
383m

Long Section

Significant Interval

SILVER RANGE RESOURCES LTD.

FIGURE 86
ARCHER, CATHRO & ASSOCIATES (1981) LIMITED

KEG ZONE

SECTION 11+040E

KEG PROPERTY

0 50 100 m

FILE: .../Keg-Fxx-Sections_KEG-11+040E.wor

DATE: JULY 2013

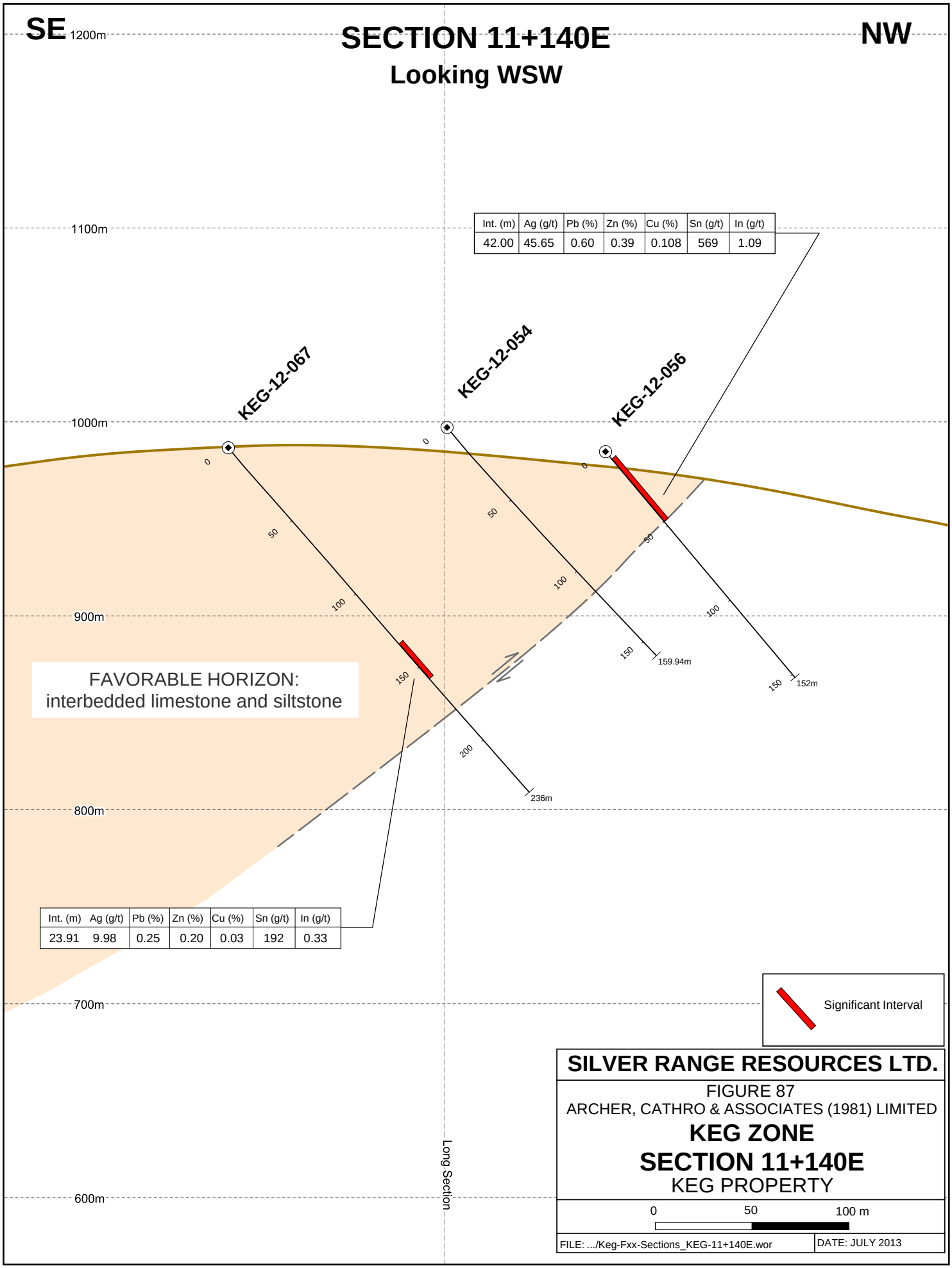
SE
NW
SECTION 11+140E
Looking WSW
1200m
1100m
1000m
900m
800m
700m
600m
KEG-12-067
KEG-12-054
KEG-12-056
Int. (m) Ag (g/t) Pb (%) Zn (%) Cu (%) Sn (g/t) In (g/t)
42.00 45.65 0.60 0.39 0.108 569 1.09
0
50
100
150
159.94m
152m
200
236m
FAVORABLE HORIZON:
interbedded limestone and siltstone
Int. (m) Ag (g/t) Pb (%) Zn (%) Cu (%) Sn (g/t) In (g/t)
23.91 9.98 0.25 0.20 0.03 192 0.33
Significant Interval
SILVER RANGE RESOURCES LTD.
FIGURE 87
ARCHER, CATHRO & ASSOCIATES (1981) LIMITED
KEG ZONE
SECTION 11+140E
KEG PROPERTY
0 50 100 m
FILE: .../Keg-Fxx-Sections_KEG-11+140E.wor
DATE: JULY 2013
Long Section

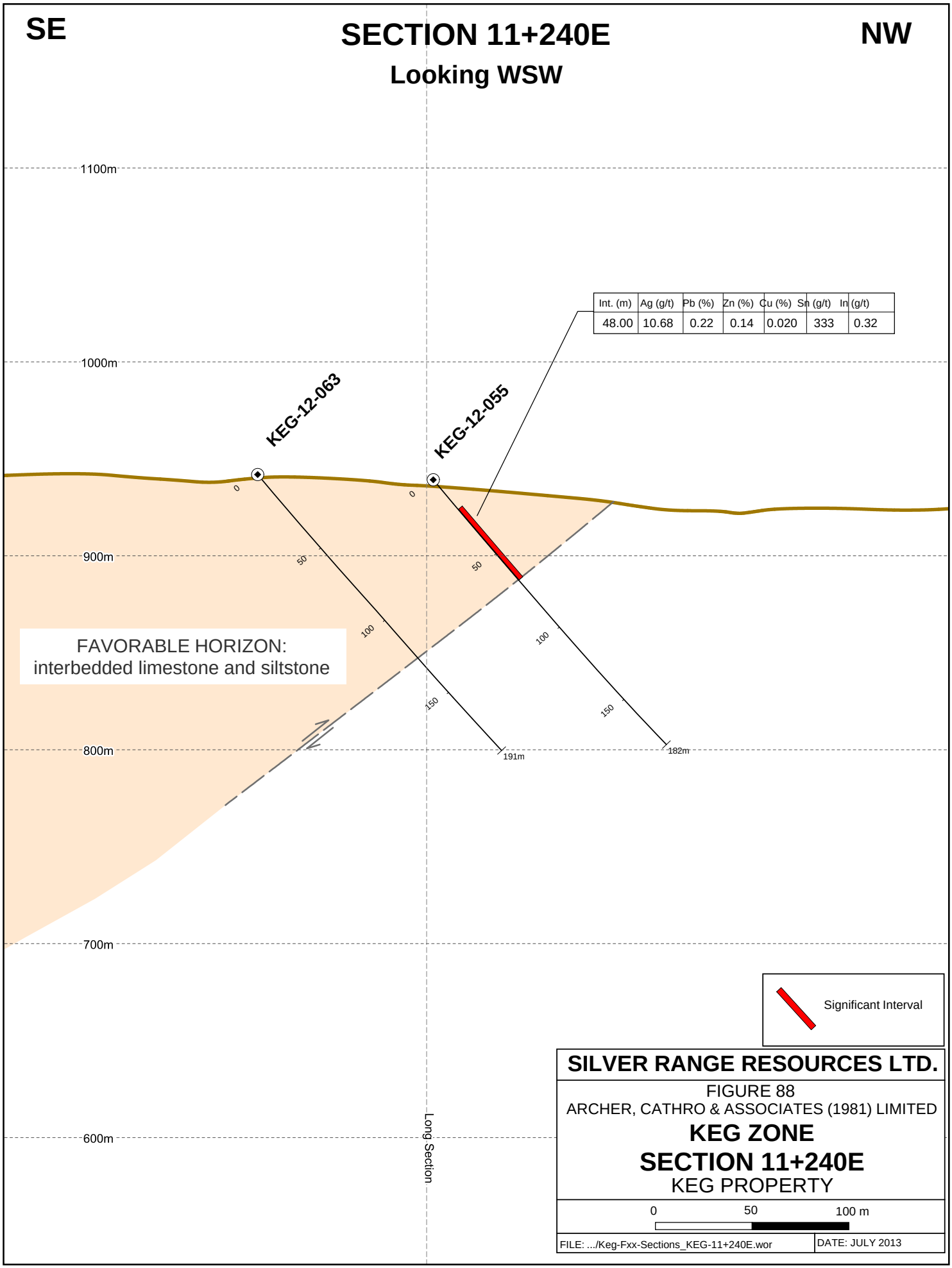
SE
SECTION 11+240E
Looking WSW
NW
1100m
1000m
900m
800m
700m
600m
KEG-12-063
KEG-12-055
Int. (m) Ag (g/t) Pb (%) Zn (%) Cu (%) Sn (g/t) In (g/t)
48.00 10.68 0.22 0.14 0.020 333 0.32
0
0
50
50
100
100
150
150
191m
182m
FAVORABLE HORIZON:
interbedded limestone and siltstone
Significant Interval
Long Section
SILVER RANGE RESOURCES LTD.
FIGURE 88
ARCHER, CATHRO & ASSOCIATES (1981) LIMITED
KEG ZONE
SECTION 11+240E
KEG PROPERTY
0 50 100 m
FILE: .../Keg-Fxx-Sections_KEG-11+240E.wor
DATE: JULY 2013

SE

SECTION 11+440E

Looking WSW

NW

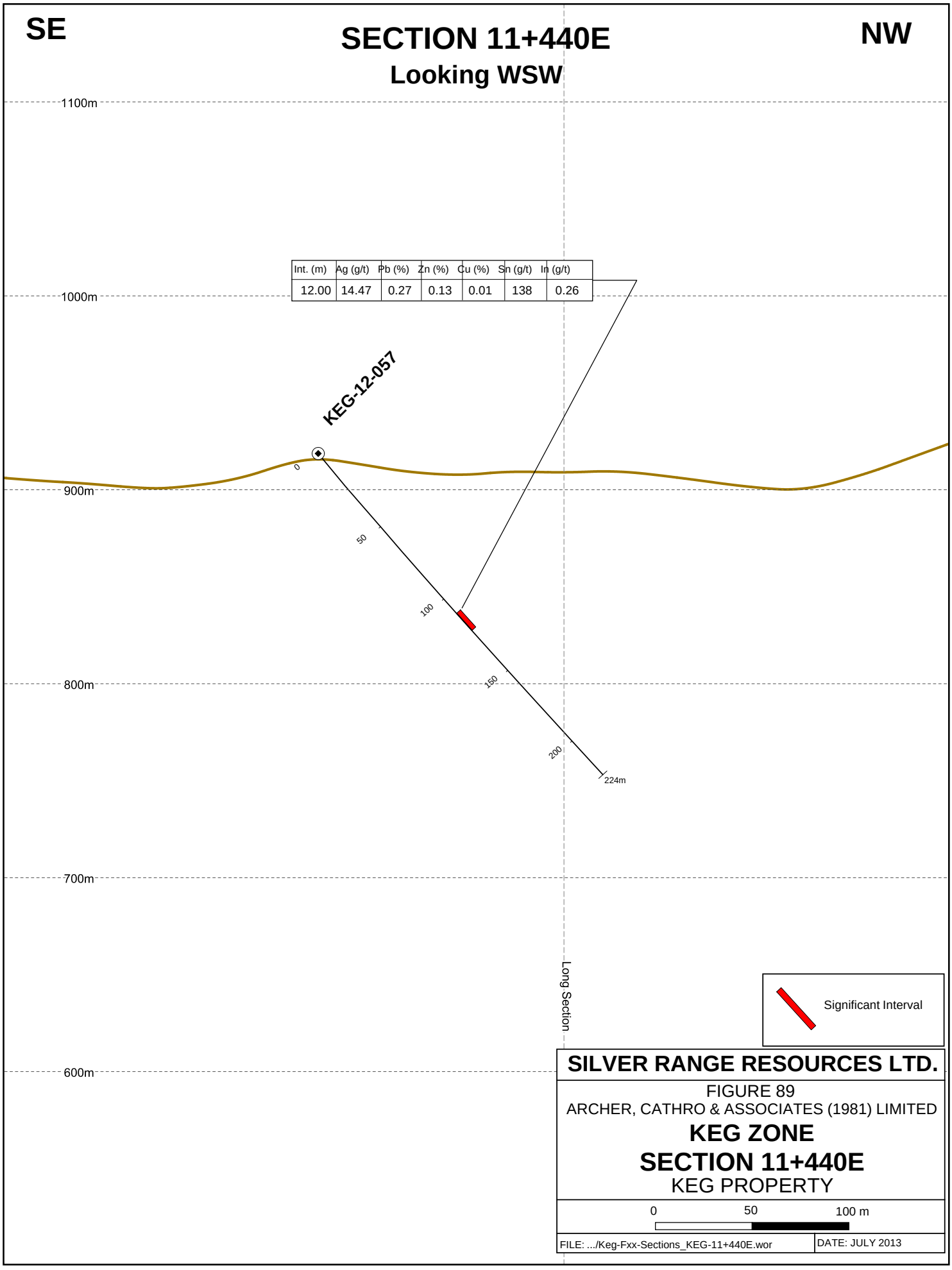

SILVER RANGE RESOURCES LTD.

FIGURE 89

ARCHER, CATHRO & ASSOCIATES (1981) LIMITED

KEG ZONE

SECTION 11+440E

KEG PROPERTY

0 50 100 m

FILE: .../Keg-Fxx-Sections_KEG-11+440E.wor

DATE: JULY 2013

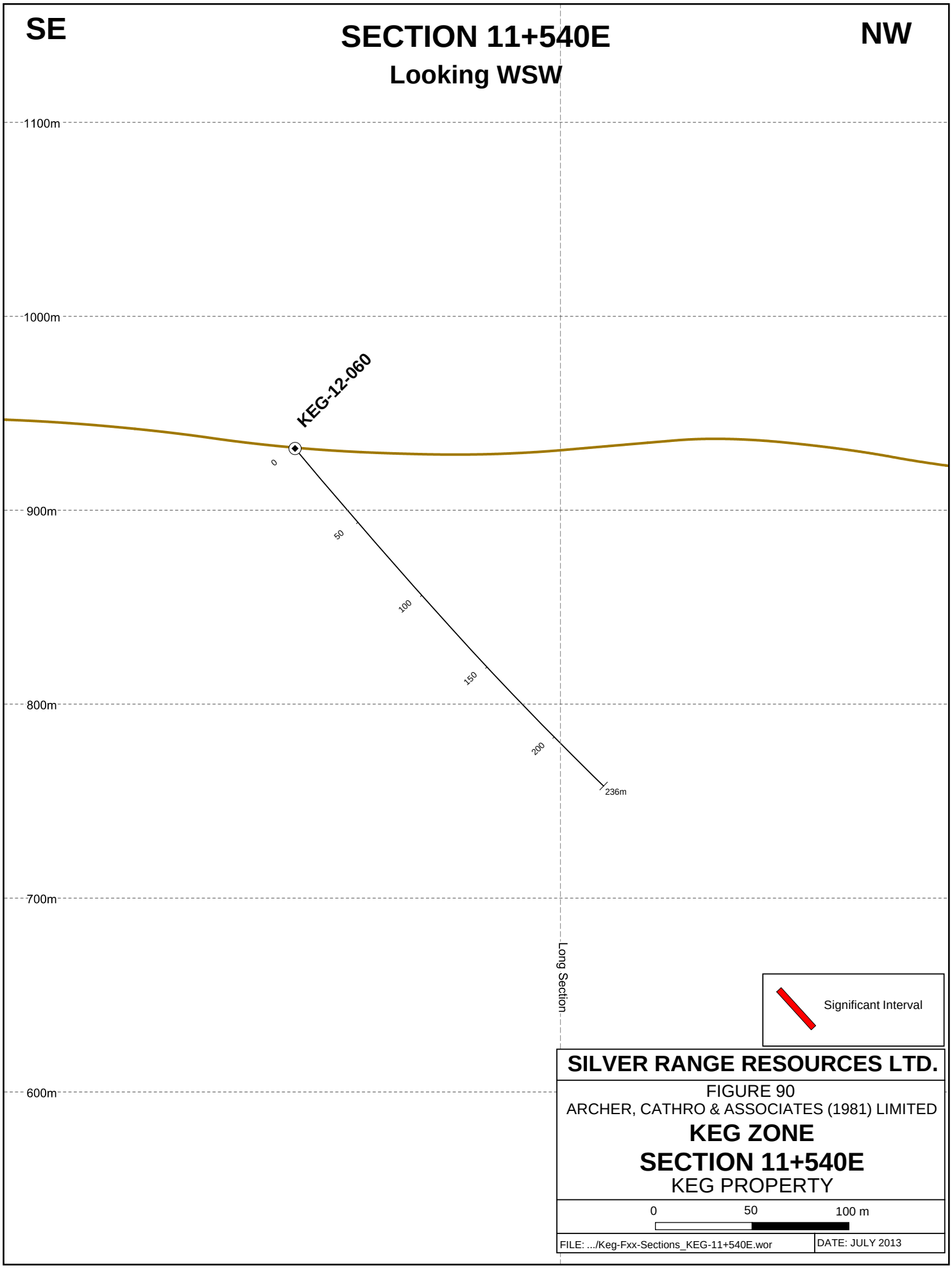
SE
SECTION 11+540E
Looking WSW
NW
1100m
1000m
900m
800m
700m
600m
KEG-12-060
0
50
100
150
200
236m
Long Section
Significant Interval
SILVER RANGE RESOURCES LTD.
FIGURE 90
ARCHER, CATHRO & ASSOCIATES (1981) LIMITED
KEG ZONE
SECTION 11+540E
KEG PROPERTY
0
50
100 m
FILE: .../Keg-Fxx-Sections_KEG-11+540E.wor
DATE: JULY 2013

SECTION 11+900E

Looking WSW

SE **NW**

Int. (m)	Ag (g/t)	Pb (%)	Zn (%)	Cu (%)	Sn (g/t)	In (g/t)
40.12	49.63	0.74	1.71	0.170	180	14.70

Int. (m)	Ag (g/t)	Pb (%)	Zn (%)	Cu (%)	Sn (g/t)	In (g/t)
13.40	31.89	0.39	0.33	0.010	278	0.51

Int. (m)	Ag (g/t)	Pb (%)	Zn (%)	Cu (%)	Sn (g/t)	In (g/t)
76.20	28.95	0.17	0.25	0.019	65	0.935

1200m
1100m
1000m
900m
800m
700m

KEG-10-004
KEG-11-028
KEG-11-014
KEG-12-068
KEG-12-059

366.98m
393.8m
447.14m
260m
239m

Long Section

Significant Interval

SILVER RANGE RESOURCES LTD.

FIGURE 91
ARCHER, CATHRO & ASSOCIATES (1981) LIMITED

KEG EAST ZONE
SECTION 11+900E
KEG PROPERTY

0 50 100 m

FILE: .../Keg-Fxx-Sections_KEGEAST-11+900E.wor | DATE: JULY 2013

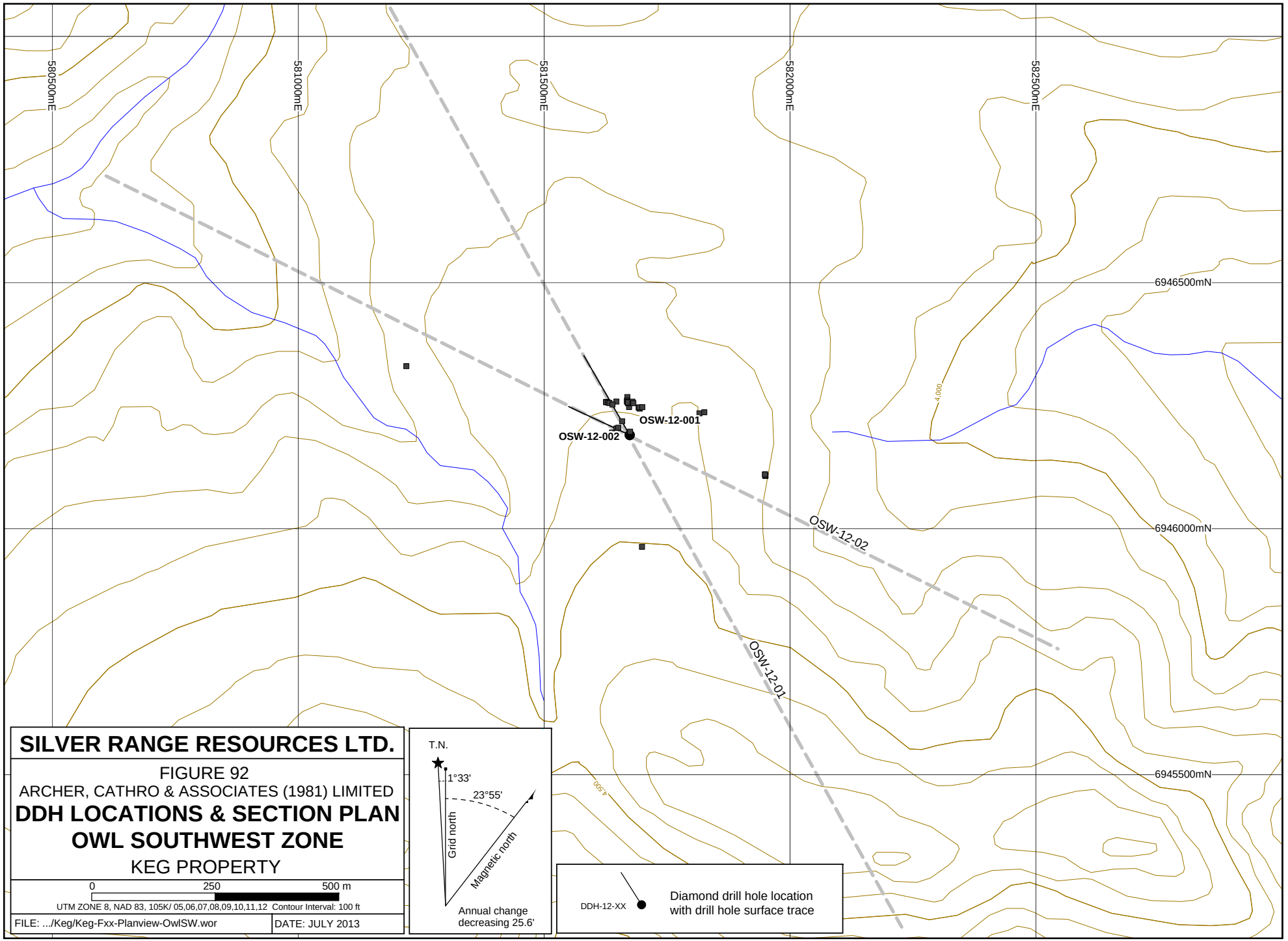
580500mE
581000mE
581500mE
582000mE
582500mE
6946500mN
6946000mN
6945500mN
OSW-12-001
OSW-12-002
OSW-12-02
OSW-12-01
4,000
4,500
SILVER RANGE RESOURCES LTD.
FIGURE 92
ARCHER, CATHRO & ASSOCIATES (1981) LIMITED
DDH LOCATIONS & SECTION PLAN
OWL SOUTHWEST ZONE
KEG PROPERTY
0
250
500 m
UTM ZONE 8, NAD 83, 105K/ 05,06,07,08,09,10,11,12 Contour Interval: 100 ft
FILE: .../Keg/Keg-Fxx-Planview-OwlSW.wor
DATE: JULY 2013
T.N.
1°33'
23°55'
Grid north
Magnetic north
Annual change
decreasing 25.6'
DDH-12-XX
Diamond drill hole location
with drill hole surface trace

SECTION OSW-12-01

Looking NE

NW

SE

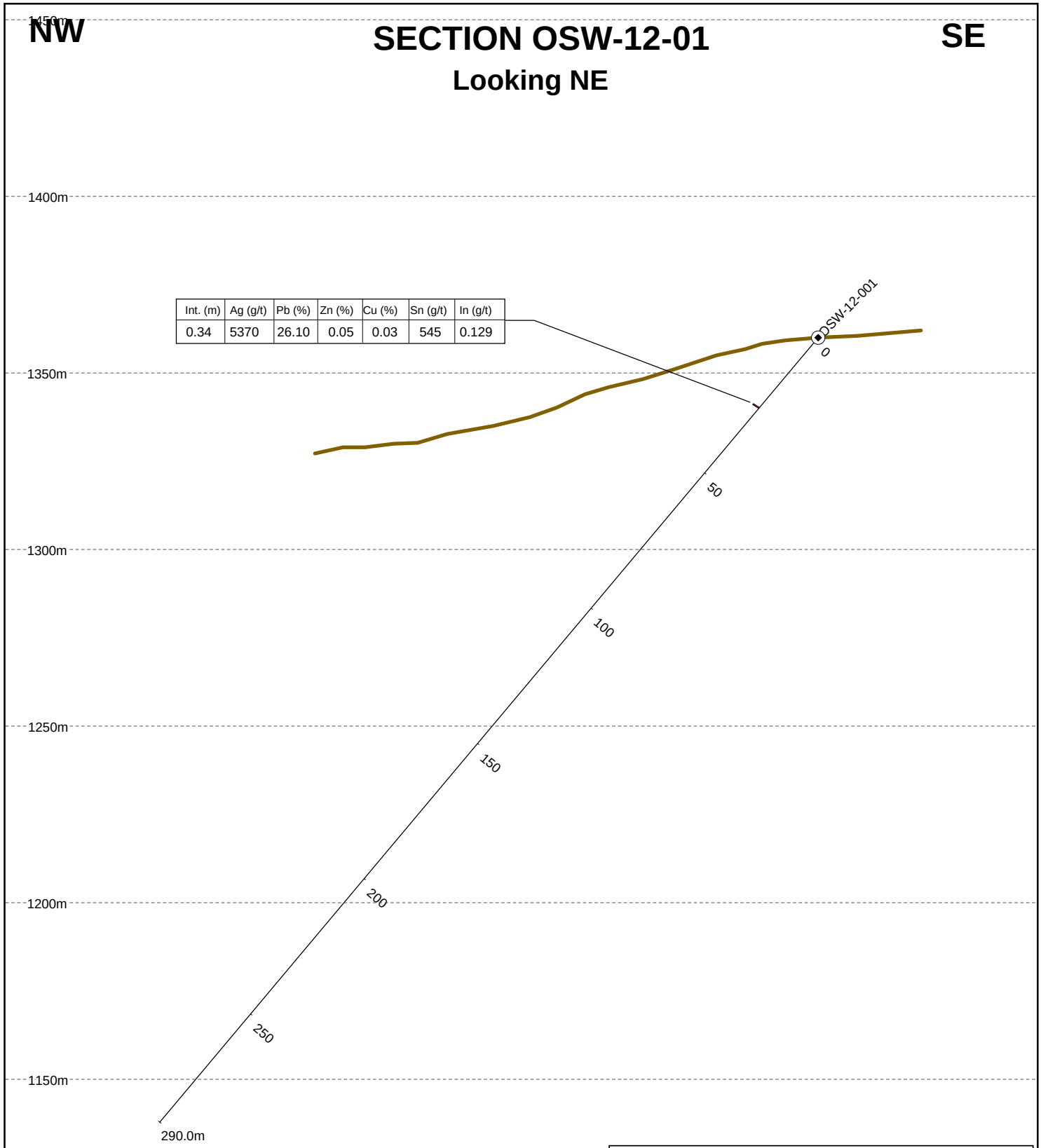

Int. (m)	Ag (g/t)	Pb (%)	Zn (%)	Cu (%)	Sn (g/t)	In (g/t)
0.34	5370	26.10	0.05	0.03	545	0.129

Significant Interval

SILVER RANGE RESOURCES LTD.

FIGURE 93

ARCHER, CATHRO & ASSOCIATES (1981) LIMITED

OWL SOUTHWEST ZONE

SECTION OSW-12-01

KEG PROPERTY

0 25 50 m

FILE: .../Keg-Fxx-Sections_OwlSW-OSW-12-01.wor

DATE: JULY 2013

NW

SECTION OSW-12-02

Looking NE

SE

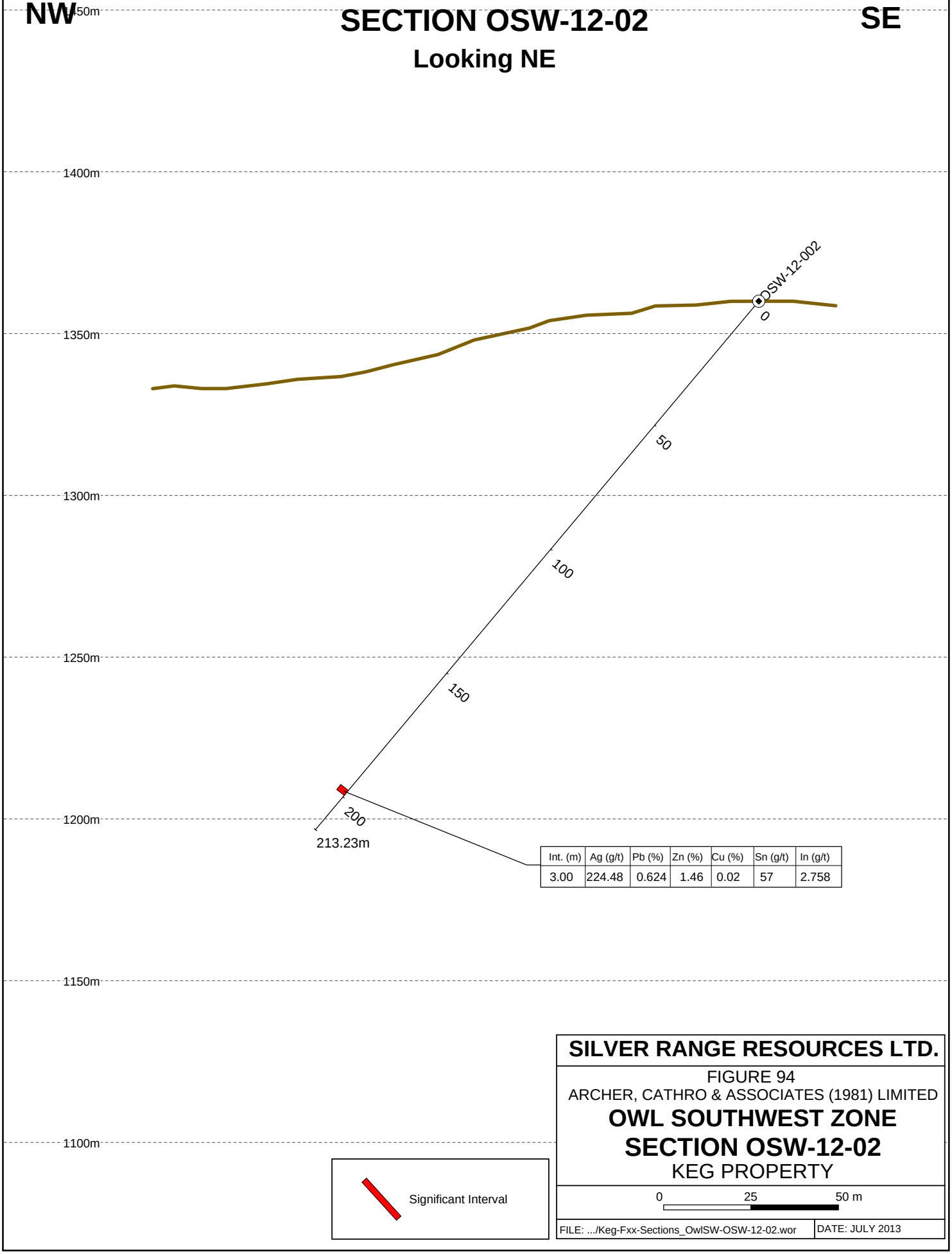

Int. (m)	Ag (g/t)	Pb (%)	Zn (%)	Cu (%)	Sn (g/t)	In (g/t)
3.00	224.48	0.624	1.46	0.02	57	2.758

Significant Interval

SILVER RANGE RESOURCES LTD.

FIGURE 94

ARCHER, CATHRO & ASSOCIATES (1981) LIMITED

OWL SOUTHWEST ZONE

SECTION OSW-12-02

KEG PROPERTY

0 25 50 m

FILE: .../Keg-Fxx-Sections_OwlSW-OSW-12-02.wor

DATE: JULY 2013

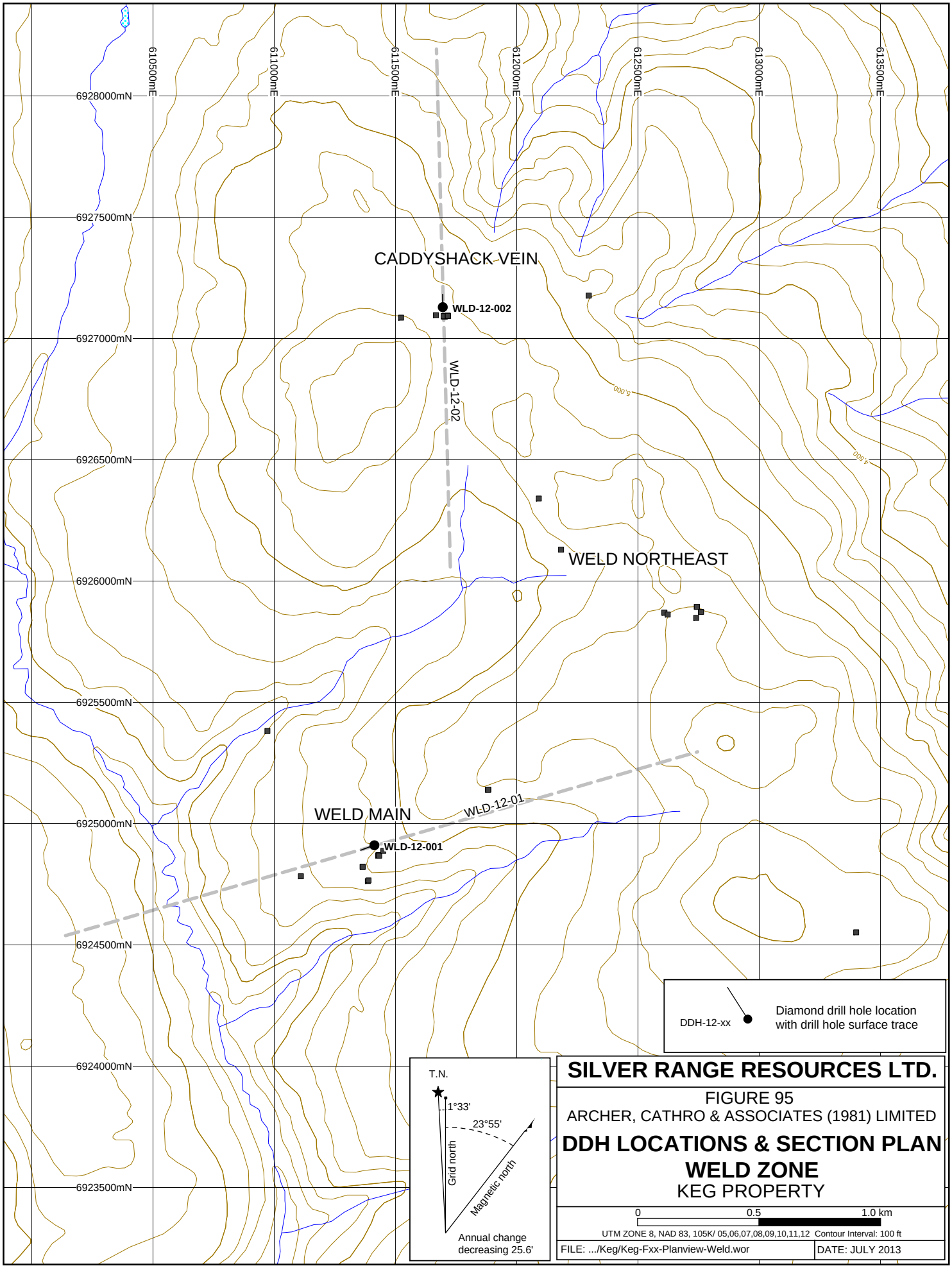
610500mE
611000mE
611500mE
612000mE
612500mE
613000mE
613500mE
6928000mN
6927500mN
6927000mN
6926500mN
6926000mN
6925500mN
6925000mN
6924500mN
6924000mN
6923500mN
CADDYSHACK-VEIN
WLD-12-002
WLD-12-02
WELD NORTHEAST
WELD MAIN
WLD-12-01
WLD-12-001
5,000
4,500
DDH-12-xx
Diamond drill hole location with drill hole surface trace
T.N.
1°33'
23°55'
Grid north
Magnetic north
Annual change decreasing 25.6'
SILVER RANGE RESOURCES LTD.
FIGURE 95
ARCHER, CATHRO & ASSOCIATES (1981) LIMITED
DDH LOCATIONS & SECTION PLAN
WELD ZONE
KEG PROPERTY
0
0.5
1.0 km
UTM ZONE 8, NAD 83, 105K/ 05,06,07,08,09,10,11,12 Contour Interval: 100 ft
FILE: .../Keg/Keg-Fxx-Planview-Weld.wor
DATE: JULY 2013

S

SECTION WLD-12-001

Looking W

N

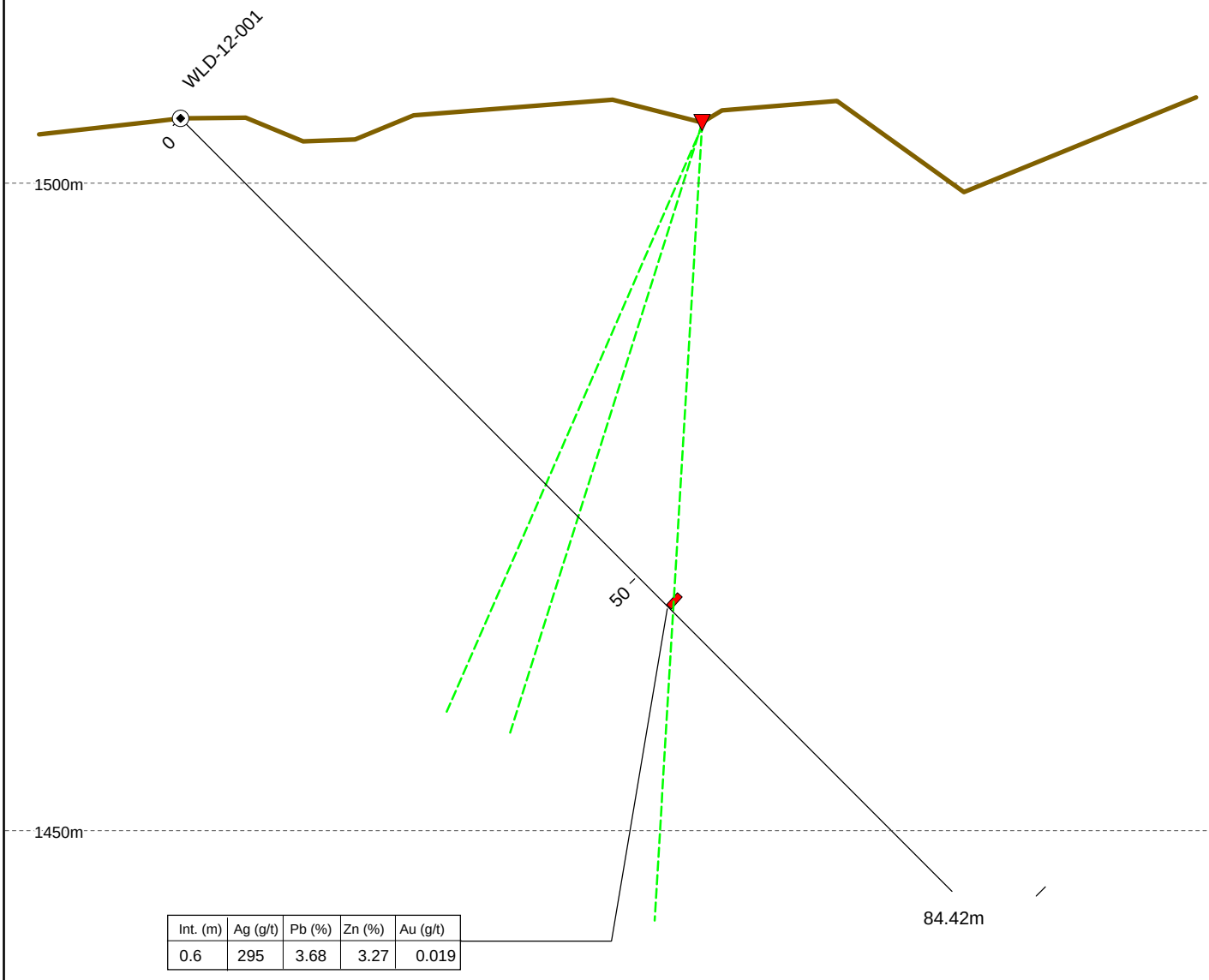

Int. (m)	Ag (g/t)	Pb (%)	Zn (%)	Au (g/t)
0.6	295	3.68	3.27	0.019

Projected vein

Significant Interval

SILVER RANGE RESOURCES LTD.

FIGURE 96

ARCHER, CATHRO & ASSOCIATES (1981) LIMITED

WELD ZONE

SECTION WLD-12-001

KEG PROPERTY

0 10 20 m

FILE: .../Keg-Fxx-Sections_WELD-WLD-12-001.wor

DATE: JULY 2013

ENE

SECTION WLD-12-002

Looking SSE

WSW

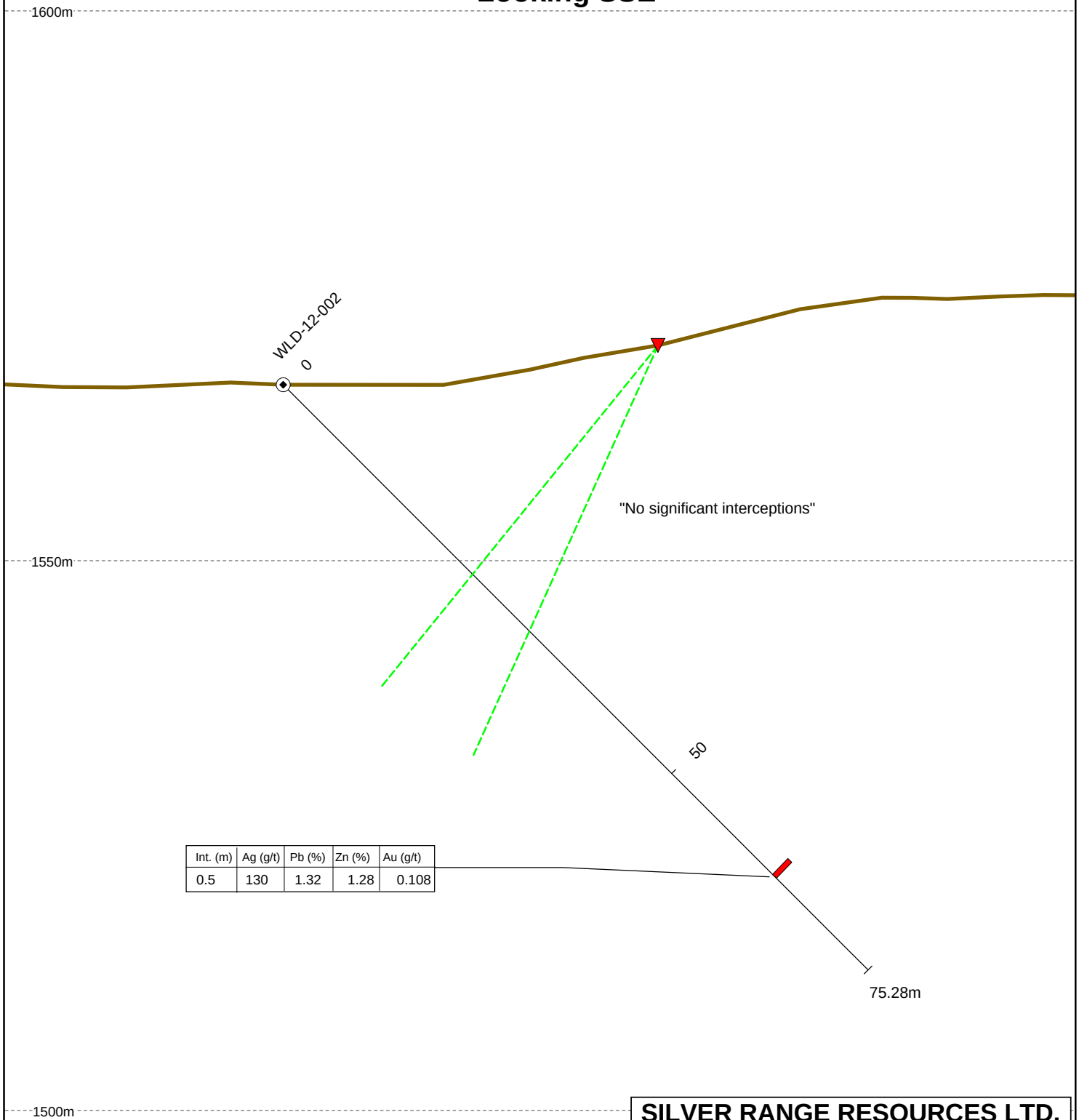

Int. (m)	Ag (g/t)	Pb (%)	Zn (%)	Au (g/t)
0.5	130	1.32	1.28	0.108

Projected vein

Significant Interval

SILVER RANGE RESOURCES LTD.

FIGURE 97

ARCHER, CATHRO & ASSOCIATES (1981) LIMITED

WELD ZONE

SECTION WLD-12-002

KEG PROPERTY

0 10 20 m

FILE: .../Keg-Fxx-Sections_WELD-WLD-12-002.wor

DATE: JULY 2013

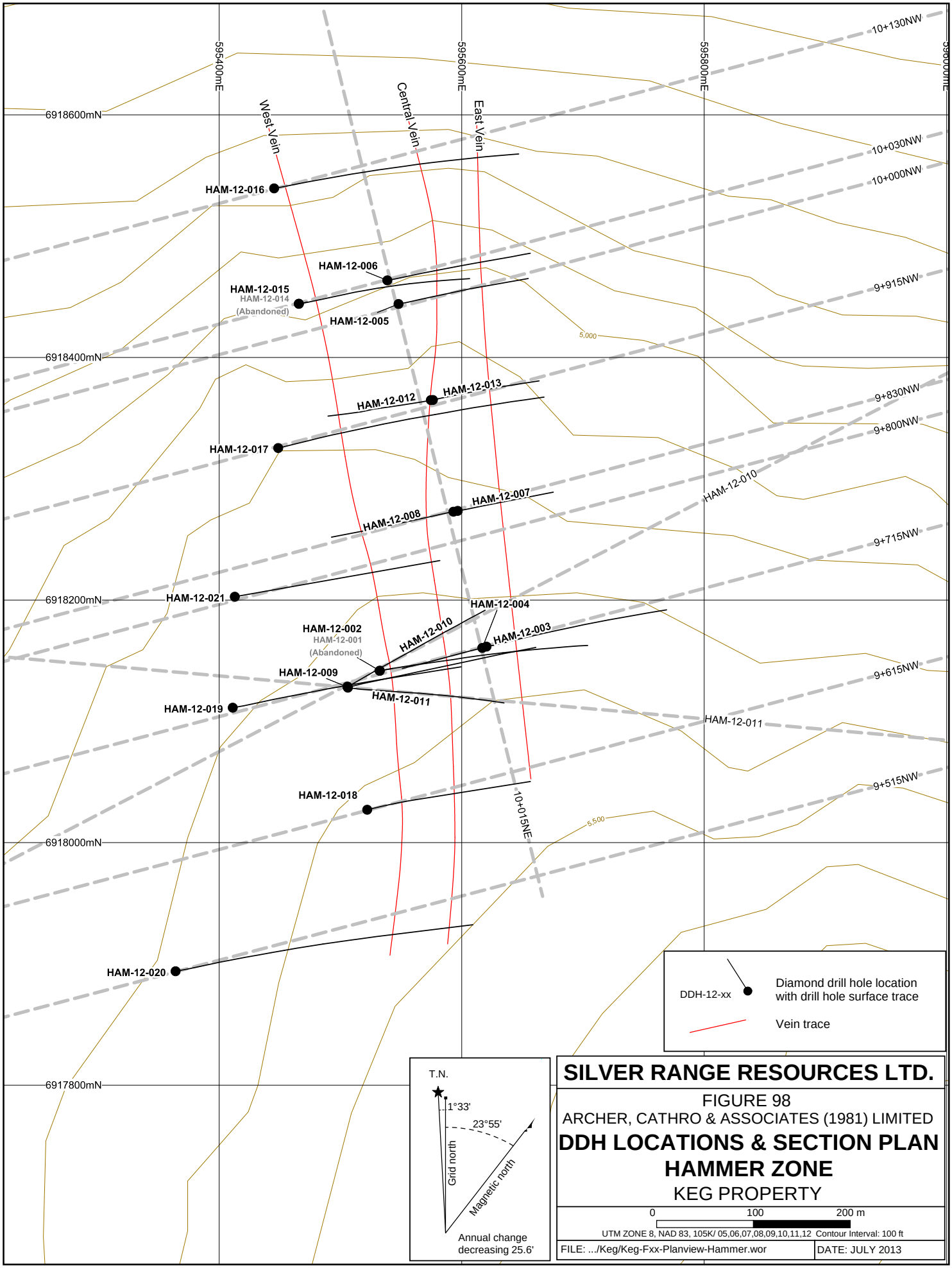
595400mE
595600mE
595800mE
6000mE
6918600mN
6918400mN
6918200mN
6918000mN
6917800mN
West-Vein
Central-Vein
East-Vein
HAM-12-016
HAM-12-006
HAM-12-015
HAM-12-014
(Abandoned)
HAM-12-005
HAM-12-012
HAM-12-013
HAM-12-017
HAM-12-008
HAM-12-007
HAM-12-021
HAM-12-004
HAM-12-002
HAM-12-001
(Abandoned)
HAM-12-010
HAM-12-003
HAM-12-009
HAM-12-011
HAM-12-019
HAM-12-018
HAM-12-020
10+130NW
10+030NW
10+000NW
9+915NW
9+830NW
9+800NW
9+715NW
9+615NW
9+515NW
10+015NE
5,000
5,500
DDH-12-xx
Diamond drill hole location with drill hole surface trace
Vein trace
T.N.
1°33'
23°55'
Grid north
Magnetic north
Annual change decreasing 25.6'
SILVER RANGE RESOURCES LTD.
FIGURE 98
ARCHER, CATHRO & ASSOCIATES (1981) LIMITED
DDH LOCATIONS & SECTION PLAN
HAMMER ZONE
KEG PROPERTY
0
100
200 m
UTM ZONE 8, NAD 83, 105K/ 05,06,07,08,09,10,11,12 Contour Interval: 100 ft
FILE: .../Keg/Keg-Fxx-Planview-Hammer.wor
DATE: JULY 2013

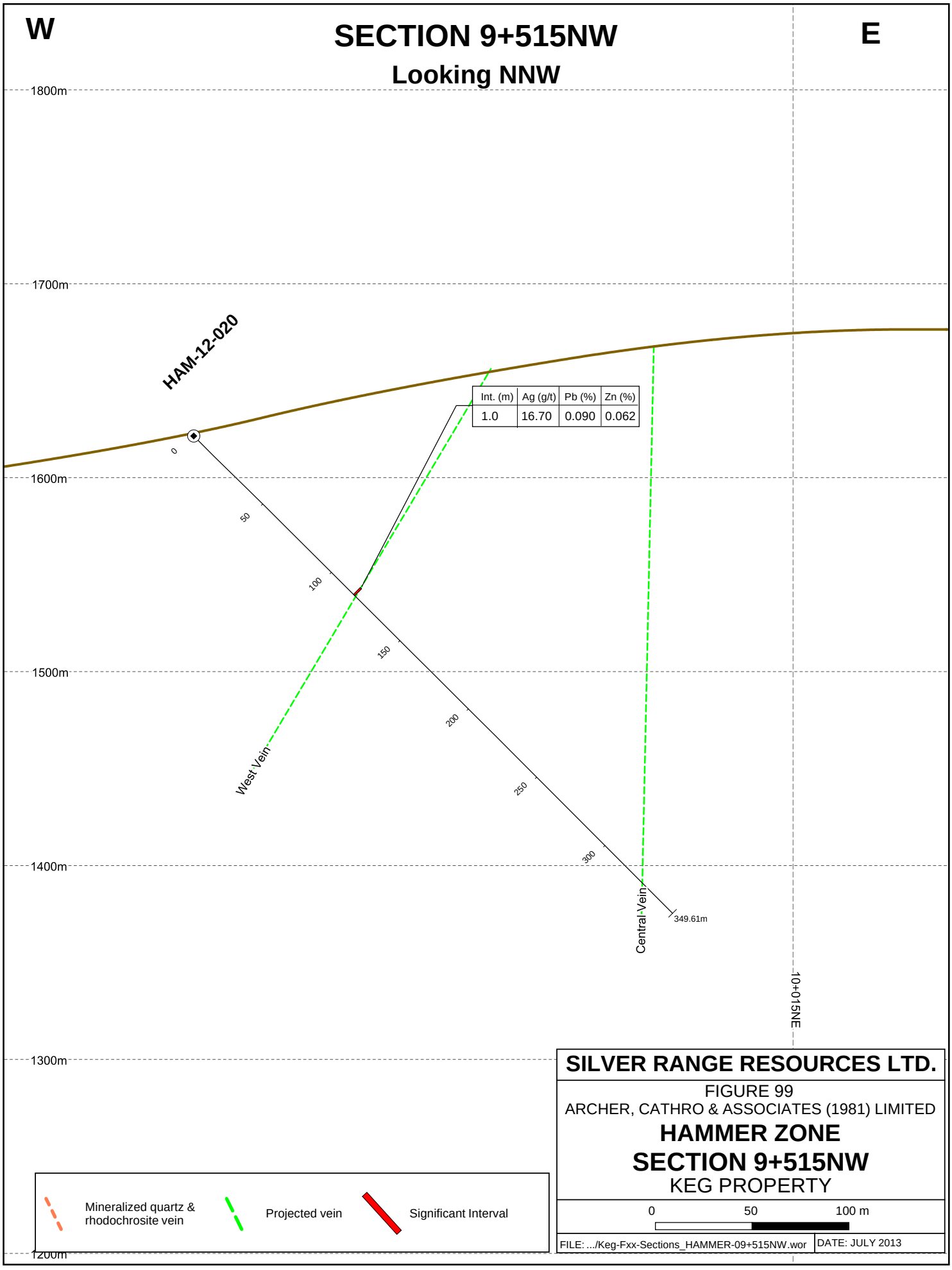
W
SECTION 9+515NW
Looking NNW
E
1800m
1700m
1600m
1500m
1400m
1300m
1200m
HAM-12-020
0
50
100
150
200
250
300
West Vein
Central Vein
349.61m
10+015NE
Int. (m) | Ag (g/t) | Pb (%) | Zn (%)
1.0 | 16.70 | 0.090 | 0.062
Mineralized quartz & rhodochrosite vein
Projected vein
Significant Interval
SILVER RANGE RESOURCES LTD.
FIGURE 99
ARCHER, CATHRO & ASSOCIATES (1981) LIMITED
HAMMER ZONE
SECTION 9+515NW
KEG PROPERTY
0
50
100 m
FILE: .../Keg-Fxx-Sections_HAMMER-09+515NW.wor
DATE: JULY 2013

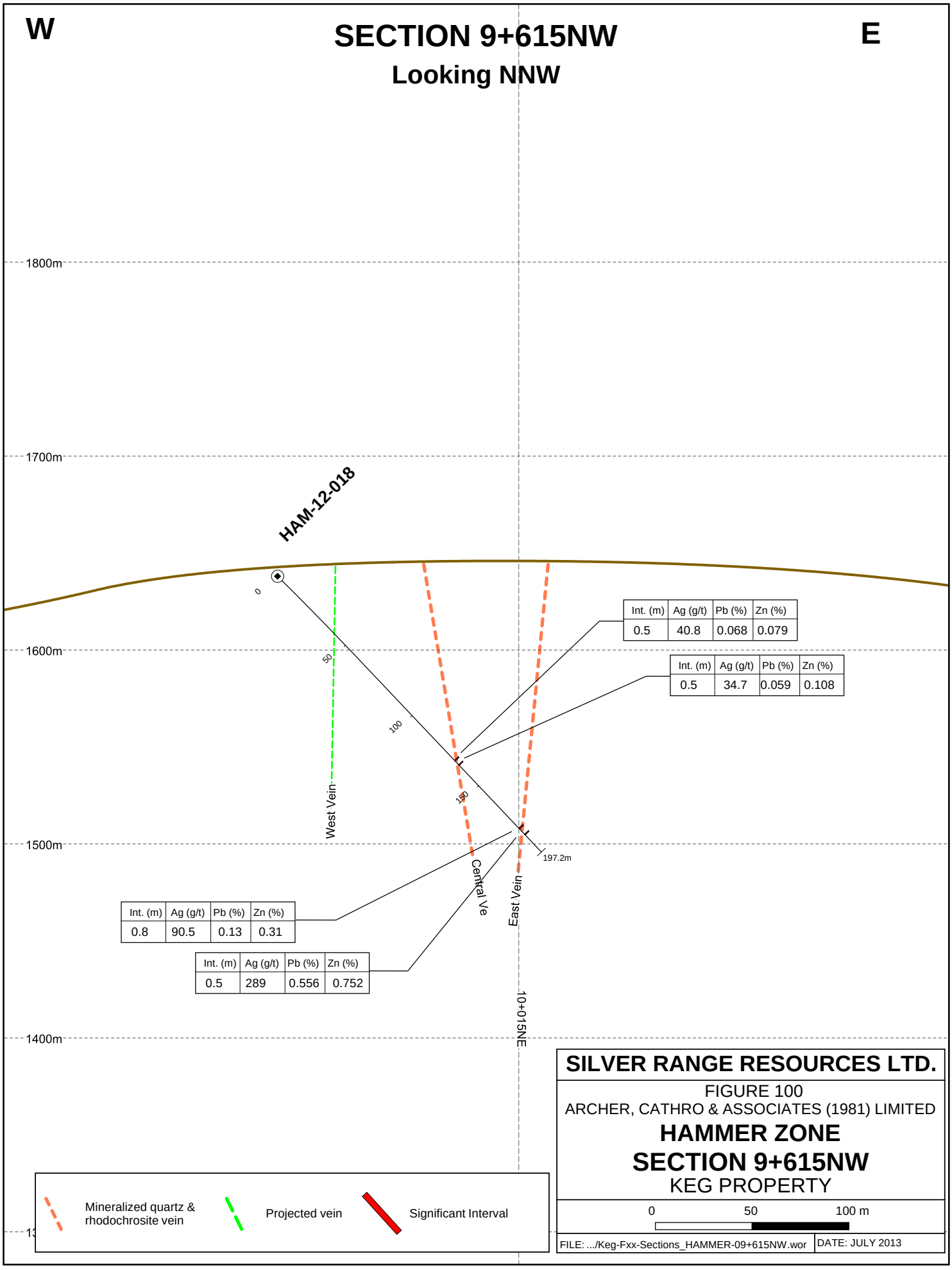
W
SECTION 9+615NW
Looking NNW
E
1800m
1700m
1600m
1500m
1400m
HAM-12-018
0
50
100
150
197.2m
West Vein
Central Ve
East Vein
10+015NE
Int. (m) | Ag (g/t) | Pb (%) | Zn (%)
0.5 | 40.8 | 0.068 | 0.079
Int. (m) | Ag (g/t) | Pb (%) | Zn (%)
0.5 | 34.7 | 0.059 | 0.108
Int. (m) | Ag (g/t) | Pb (%) | Zn (%)
0.8 | 90.5 | 0.13 | 0.31
Int. (m) | Ag (g/t) | Pb (%) | Zn (%)
0.5 | 289 | 0.556 | 0.752
Mineralized quartz & rhodochrosite vein
Projected vein
Significant Interval
SILVER RANGE RESOURCES LTD.
FIGURE 100
ARCHER, CATHRO & ASSOCIATES (1981) LIMITED
HAMMER ZONE
SECTION 9+615NW
KEG PROPERTY
0
50
100 m
FILE: .../Keg-Fxx-Sections_HAMMER-09+615NW.wor
DATE: JULY 2013

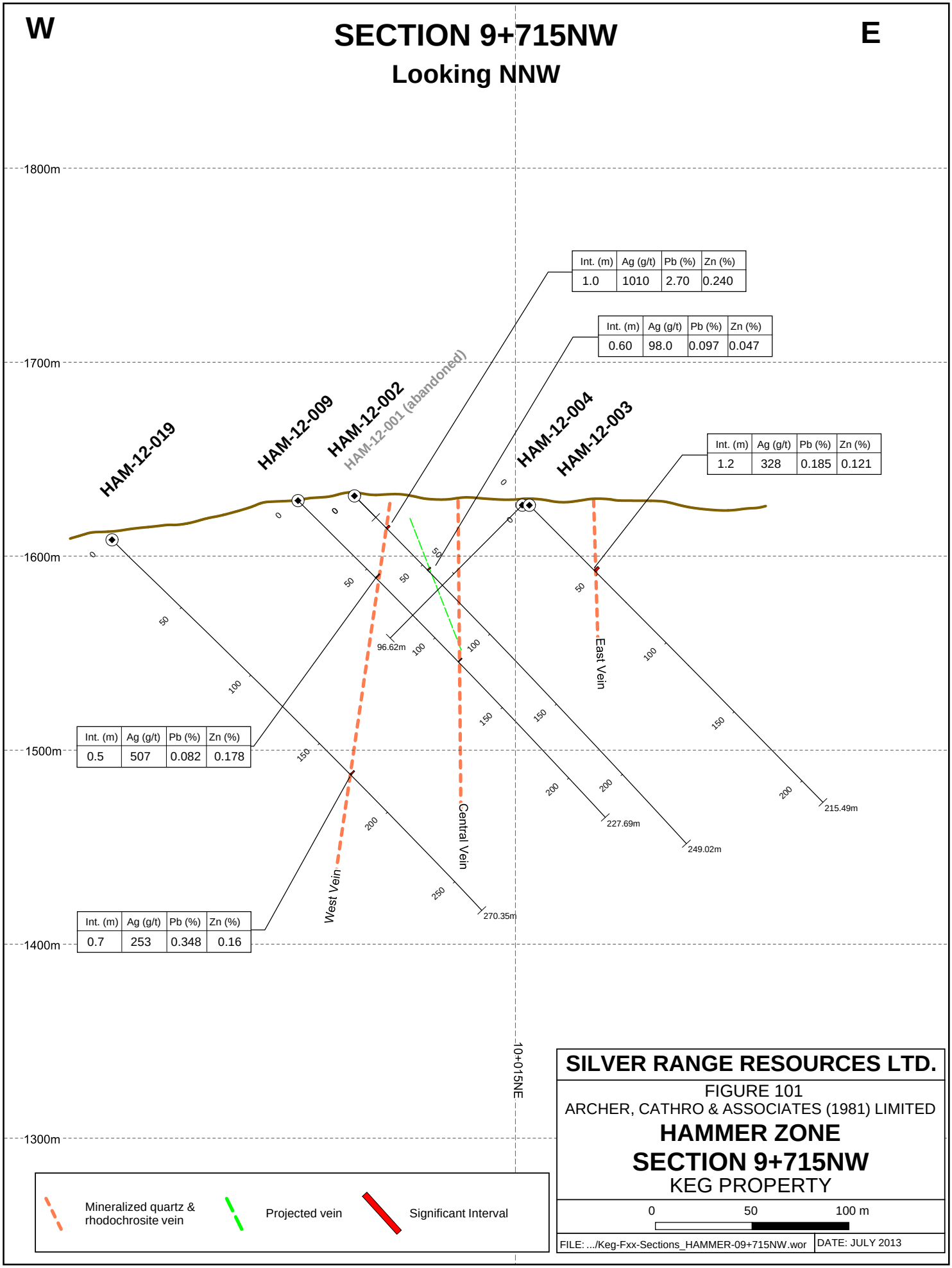
W
SECTION 9+715NW
Looking NNW
E
1800m
1700m
1600m
1500m
1400m
1300m
HAM-12-019
HAM-12-009
HAM-12-002
HAM-12-001 (abandoned)
HAM-12-004
HAM-12-003
Int. (m) Ag (g/t) Pb (%) Zn (%)
1.0 1010 2.70 0.240
Int. (m) Ag (g/t) Pb (%) Zn (%)
0.60 98.0 0.097 0.047
Int. (m) Ag (g/t) Pb (%) Zn (%)
1.2 328 0.185 0.121
Int. (m) Ag (g/t) Pb (%) Zn (%)
0.5 507 0.082 0.178
Int. (m) Ag (g/t) Pb (%) Zn (%)
0.7 253 0.348 0.16
West Vein
Central Vein
East Vein
96.62m
227.69m
249.02m
215.49m
270.35m
10+015NE
Mineralized quartz & rhodochrosite vein
Projected vein
Significant Interval
SILVER RANGE RESOURCES LTD.
FIGURE 101
ARCHER, CATHRO & ASSOCIATES (1981) LIMITED
HAMMER ZONE
SECTION 9+715NW
KEG PROPERTY
0 50 100 m
FILE: .../Keg-Fxx-Sections_HAMMER-09+715NW.wor
DATE: JULY 2013

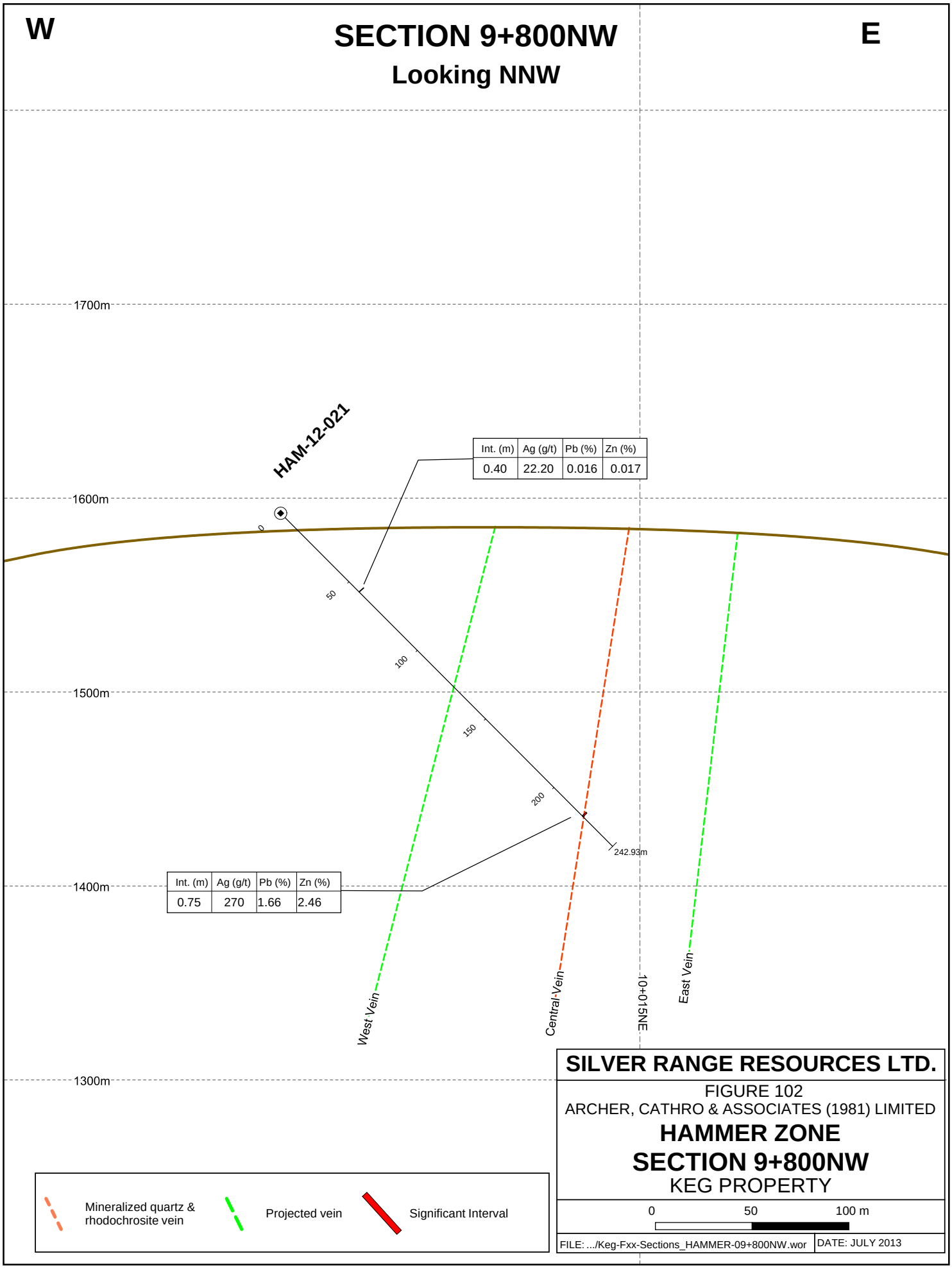
W
SECTION 9+800NW
Looking NNW
E
1700m
1600m
1500m
1400m
1300m
HAM-12-021
Int. (m) | Ag (g/t) | Pb (%) | Zn (%)
0.40 | 22.20 | 0.016 | 0.017
0
50
100
150
200
242.93m
Int. (m) | Ag (g/t) | Pb (%) | Zn (%)
0.75 | 270 | 1.66 | 2.46
West Vein
Central Vein
10+015NE
East Vein
Mineralized quartz & rhodochrosite vein
Projected vein
Significant Interval
SILVER RANGE RESOURCES LTD.
FIGURE 102
ARCHER, CATHRO & ASSOCIATES (1981) LIMITED
HAMMER ZONE
SECTION 9+800NW
KEG PROPERTY
0
50
100 m
FILE: .../Keg-Fxx-Sections_HAMMER-09+800NW.wor
DATE: JULY 2013

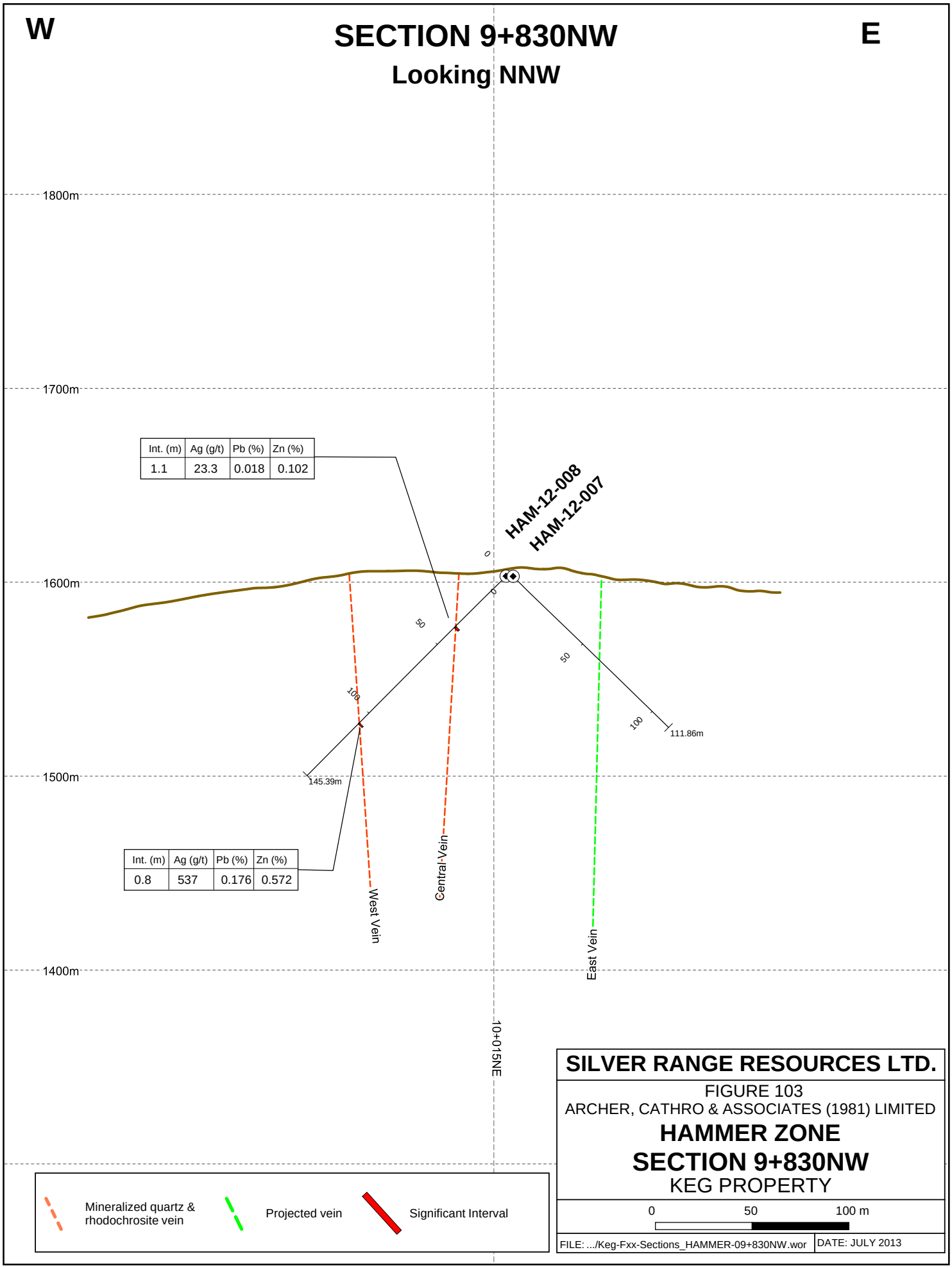
W
SECTION 9+830NW
Looking NNW
E
1800m
1700m
1600m
1500m
1400m
Int. (m) | Ag (g/t) | Pb (%) | Zn (%)
1.1 | 23.3 | 0.018 | 0.102
HAM-12-008
HAM-12-007
0
0
50
50
100
100
111.86m
145.39m
Int. (m) | Ag (g/t) | Pb (%) | Zn (%)
0.8 | 537 | 0.176 | 0.572
West Vein
Central Vein
East Vein
10+015NE
Mineralized quartz & rhodochrosite vein
Projected vein
Significant Interval
SILVER RANGE RESOURCES LTD.
FIGURE 103
ARCHER, CATHRO & ASSOCIATES (1981) LIMITED
HAMMER ZONE
SECTION 9+830NW
KEG PROPERTY
0
50
100 m
FILE: .../Keg-Fxx-Sections_HAMMER-09+830NW.wor
DATE: JULY 2013

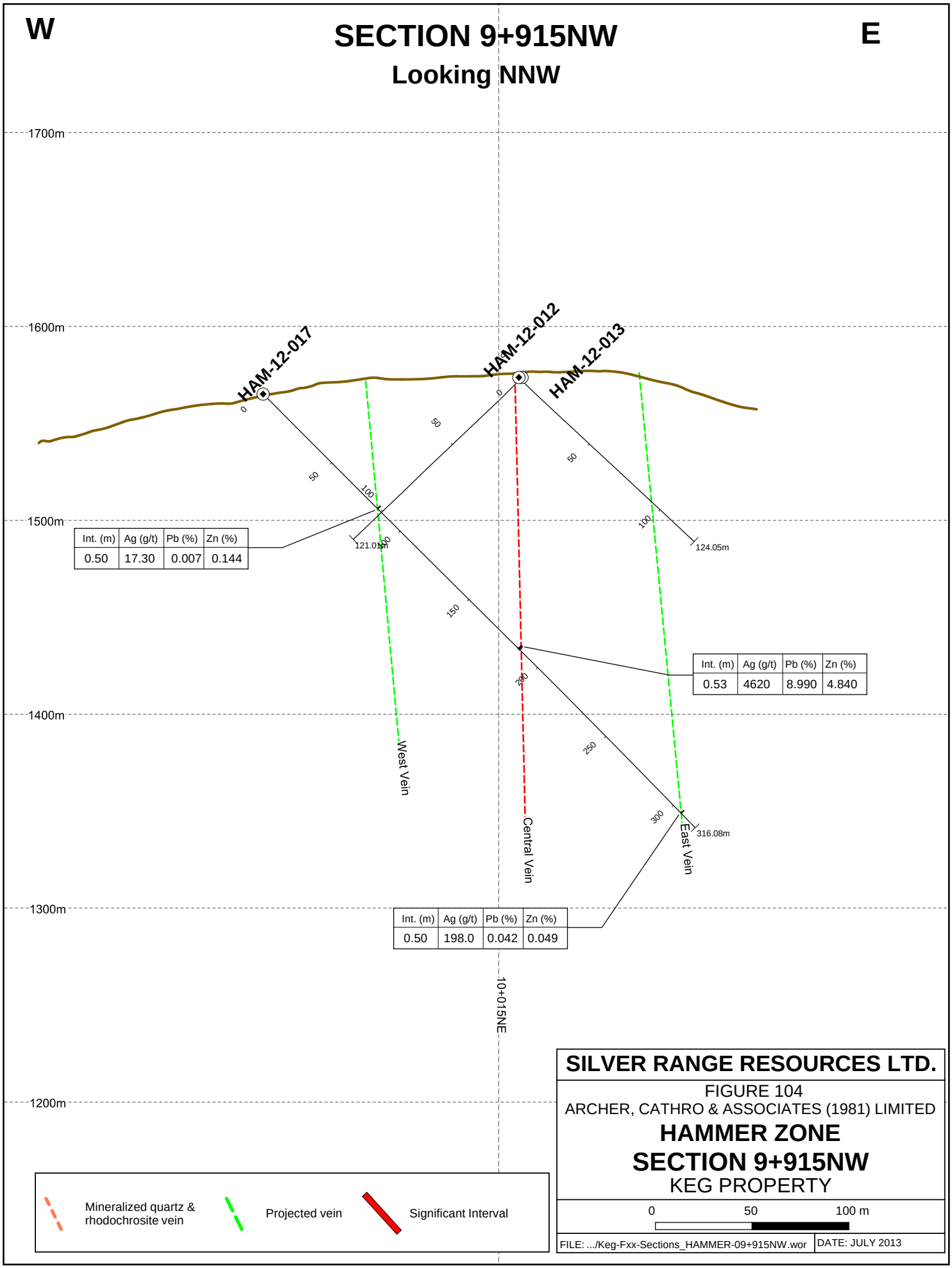
W
SECTION 9+915NW
Looking NNW
E
1700m
1600m
1500m
1400m
1300m
1200m
HAM-12-017
HAM-12-012
HAM-12-013
0
0
50
50
50
100
100
100
121.01m
124.05m
150
200
250
300
316.08m
West Vein
Central Vein
East Vein
10+015NE
Int. (m) | Ag (g/t) | Pb (%) | Zn (%)
0.50 | 17.30 | 0.007 | 0.144
Int. (m) | Ag (g/t) | Pb (%) | Zn (%)
0.53 | 4620 | 8.990 | 4.840
Int. (m) | Ag (g/t) | Pb (%) | Zn (%)
0.50 | 198.0 | 0.042 | 0.049
Mineralized quartz & rhodochrosite vein
Projected vein
Significant Interval
SILVER RANGE RESOURCES LTD.
FIGURE 104
ARCHER, CATHRO & ASSOCIATES (1981) LIMITED
HAMMER ZONE
SECTION 9+915NW
KEG PROPERTY
0
50
100 m
FILE: .../Keg-Fxx-Sections_HAMMER-09+915NW.wor
DATE: JULY 2013

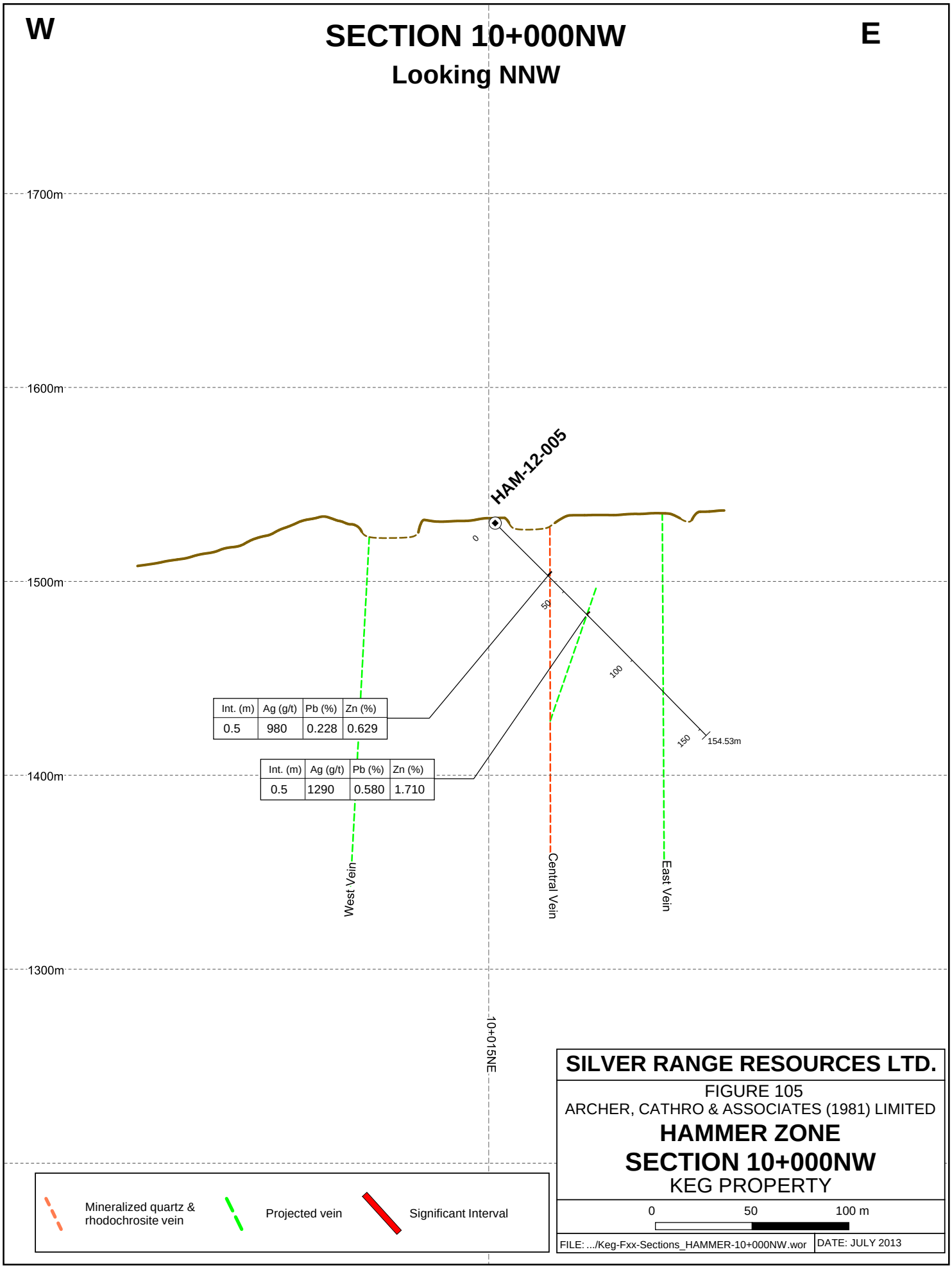
W
SECTION 10+000NW
Looking NNW
E
1700m
1600m
1500m
1400m
1300m
HAM-12-005
0
50
100
150
154.53m
Int. (m) | Ag (g/t) | Pb (%) | Zn (%)
0.5 | 980 | 0.228 | 0.629
Int. (m) | Ag (g/t) | Pb (%) | Zn (%)
0.5 | 1290 | 0.580 | 1.710
West Vein
Central Vein
East Vein
10+015NE
Mineralized quartz & rhodochrosite vein
Projected vein
Significant Interval
SILVER RANGE RESOURCES LTD.
FIGURE 105
ARCHER, CATHRO & ASSOCIATES (1981) LIMITED
HAMMER ZONE
SECTION 10+000NW
KEG PROPERTY
0
50
100 m
FILE: .../Keg-Fxx-Sections_HAMMER-10+000NW.wor
DATE: JULY 2013

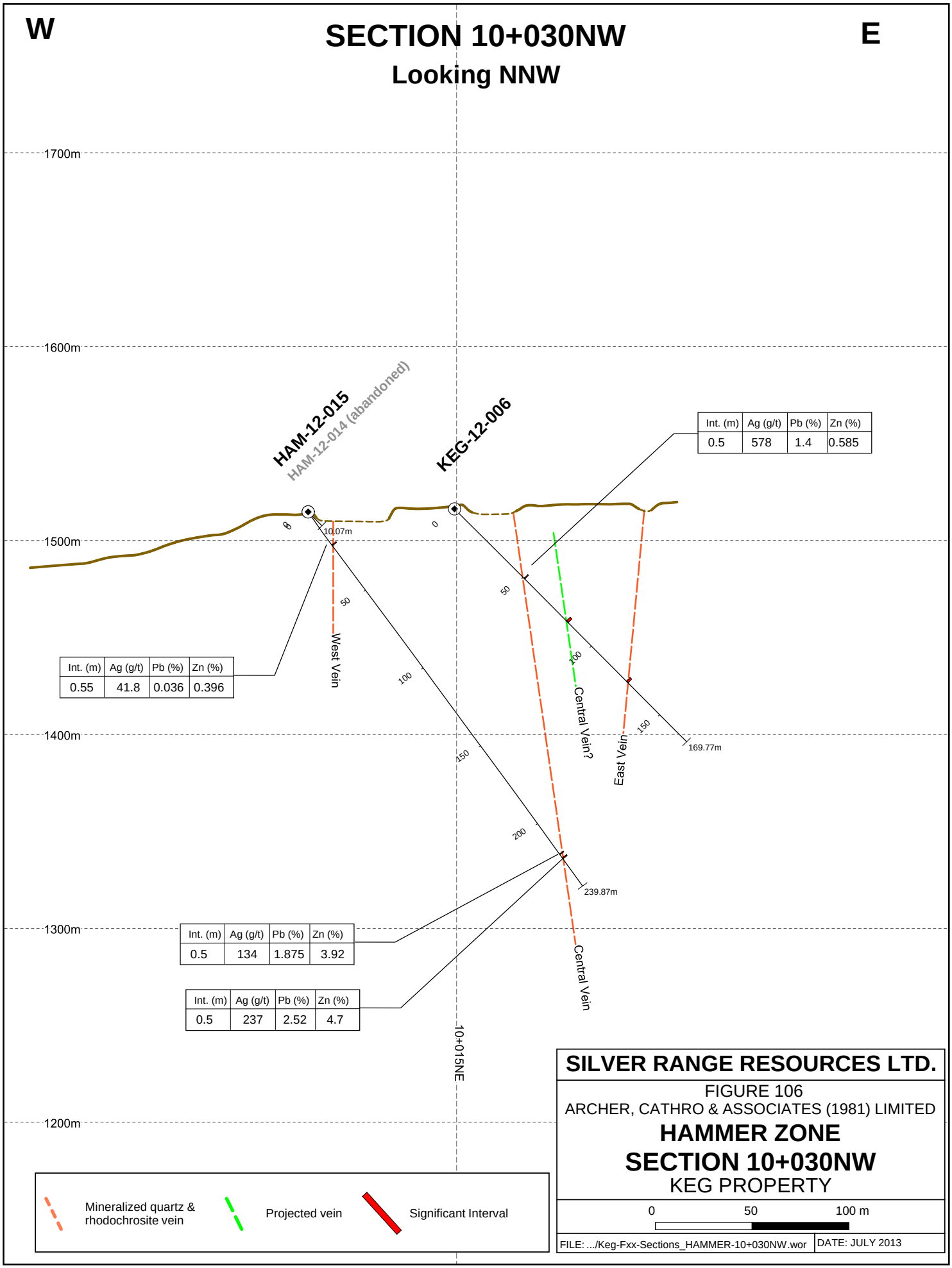
W
SECTION 10+030NW
Looking NNW
E
1700m
1600m
1500m
1400m
1300m
1200m
HAM-12-015
HAM-12-014 (abandoned)
KEG-12-006
10.07m
169.77m
239.87m
West Vein
Central Vein?
East Vein
Central Vein
10+015NE
0
50
100
150
200
Int. (m) | Ag (g/t) | Pb (%) | Zn (%)
0.55 | 41.8 | 0.036 | 0.396
Int. (m) | Ag (g/t) | Pb (%) | Zn (%)
0.5 | 578 | 1.4 | 0.585
Int. (m) | Ag (g/t) | Pb (%) | Zn (%)
0.5 | 134 | 1.875 | 3.92
Int. (m) | Ag (g/t) | Pb (%) | Zn (%)
0.5 | 237 | 2.52 | 4.7
Mineralized quartz & rhodochrosite vein
Projected vein
Significant Interval
SILVER RANGE RESOURCES LTD.
FIGURE 106
ARCHER, CATHRO & ASSOCIATES (1981) LIMITED
HAMMER ZONE
SECTION 10+030NW
KEG PROPERTY
0
50
100 m
FILE: .../Keg-Fxx-Sections_HAMMER-10+030NW.wor
DATE: JULY 2013

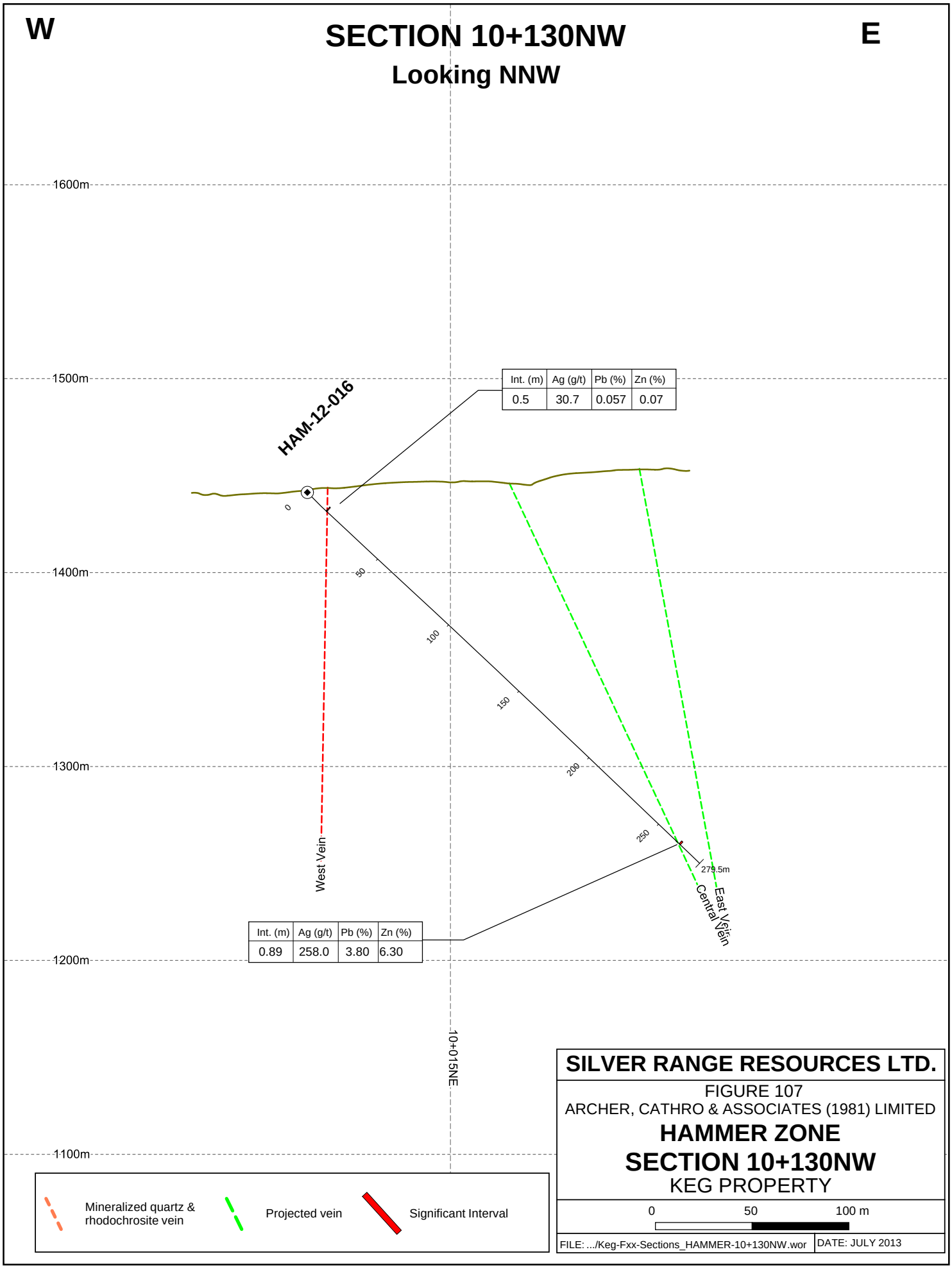
W
SECTION 10+130NW
Looking NNW
E
1600m
1500m
1400m
1300m
1200m
1100m
HAM-12-016
Int. (m) | Ag (g/t) | Pb (%) | Zn (%)
0.5 | 30.7 | 0.057 | 0.07
0
50
100
150
200
250
279.5m
West Vein
Central Vein
East Vein
Int. (m) | Ag (g/t) | Pb (%) | Zn (%)
0.89 | 258.0 | 3.80 | 6.30
10+015NE
Mineralized quartz & rhodochrosite vein
Projected vein
Significant Interval
SILVER RANGE RESOURCES LTD.
FIGURE 107
ARCHER, CATHRO & ASSOCIATES (1981) LIMITED
HAMMER ZONE
SECTION 10+130NW
KEG PROPERTY
0
50
100 m
FILE: .../Keg-Fxx-Sections_HAMMER-10+130NW.wor
DATE: JULY 2013

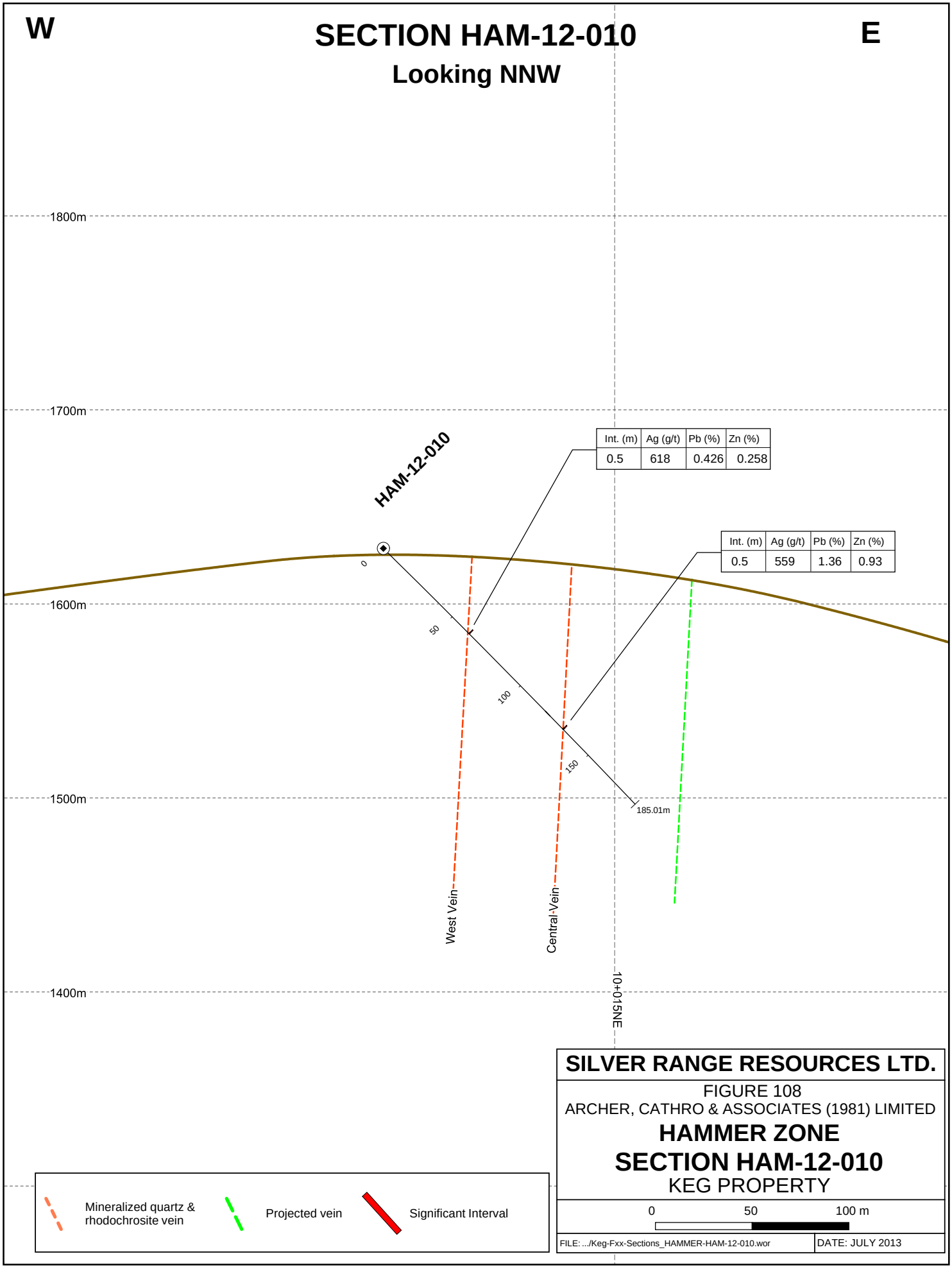
W
SECTION HAM-12-010
Looking NNW
E
1800m
1700m
1600m
1500m
1400m
HAM-12-010
Int. (m) | Ag (g/t) | Pb (%) | Zn (%)
0.5 | 618 | 0.426 | 0.258
Int. (m) | Ag (g/t) | Pb (%) | Zn (%)
0.5 | 559 | 1.36 | 0.93
0
50
100
150
185.01m
West Vein
Central Vein
10+015NE
Mineralized quartz & rhodochrosite vein
Projected vein
Significant Interval
SILVER RANGE RESOURCES LTD.
FIGURE 108
ARCHER, CATHRO & ASSOCIATES (1981) LIMITED
HAMMER ZONE
SECTION HAM-12-010
KEG PROPERTY
0
50
100 m
FILE: .../Keg-Fxx-Sections_HAMMER-HAM-12-010.wor
DATE: JULY 2013

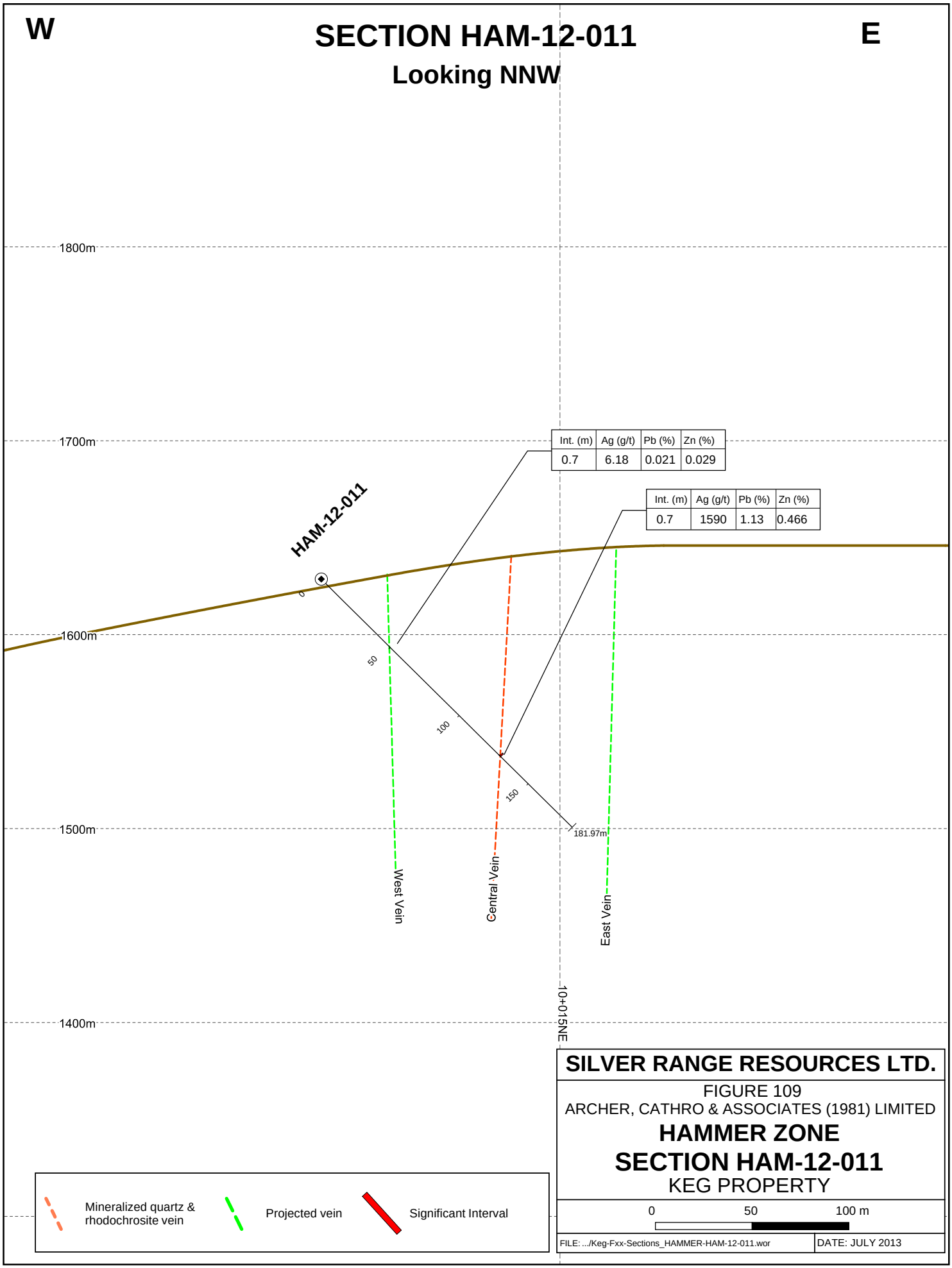
W
SECTION HAM-12-011
Looking NNW
E
1800m
1700m
1600m
1500m
1400m
HAM-12-011
0
50
100
150
181.97m
West Vein
Central Vein
East Vein
10+015NE
Int. (m) | Ag (g/t) | Pb (%) | Zn (%)
0.7 | 6.18 | 0.021 | 0.029
Int. (m) | Ag (g/t) | Pb (%) | Zn (%)
0.7 | 1590 | 1.13 | 0.466
Mineralized quartz & rhodochrosite vein
Projected vein
Significant Interval
SILVER RANGE RESOURCES LTD.
FIGURE 109
ARCHER, CATHRO & ASSOCIATES (1981) LIMITED
HAMMER ZONE
SECTION HAM-12-011
KEG PROPERTY
0
50
100 m
FILE: .../Keg-Fxx-Sections_HAMMER-HAM-12-011.wor
DATE: JULY 2013

S

LONG SECTION - CENTRAL VEIN

Looking W

N

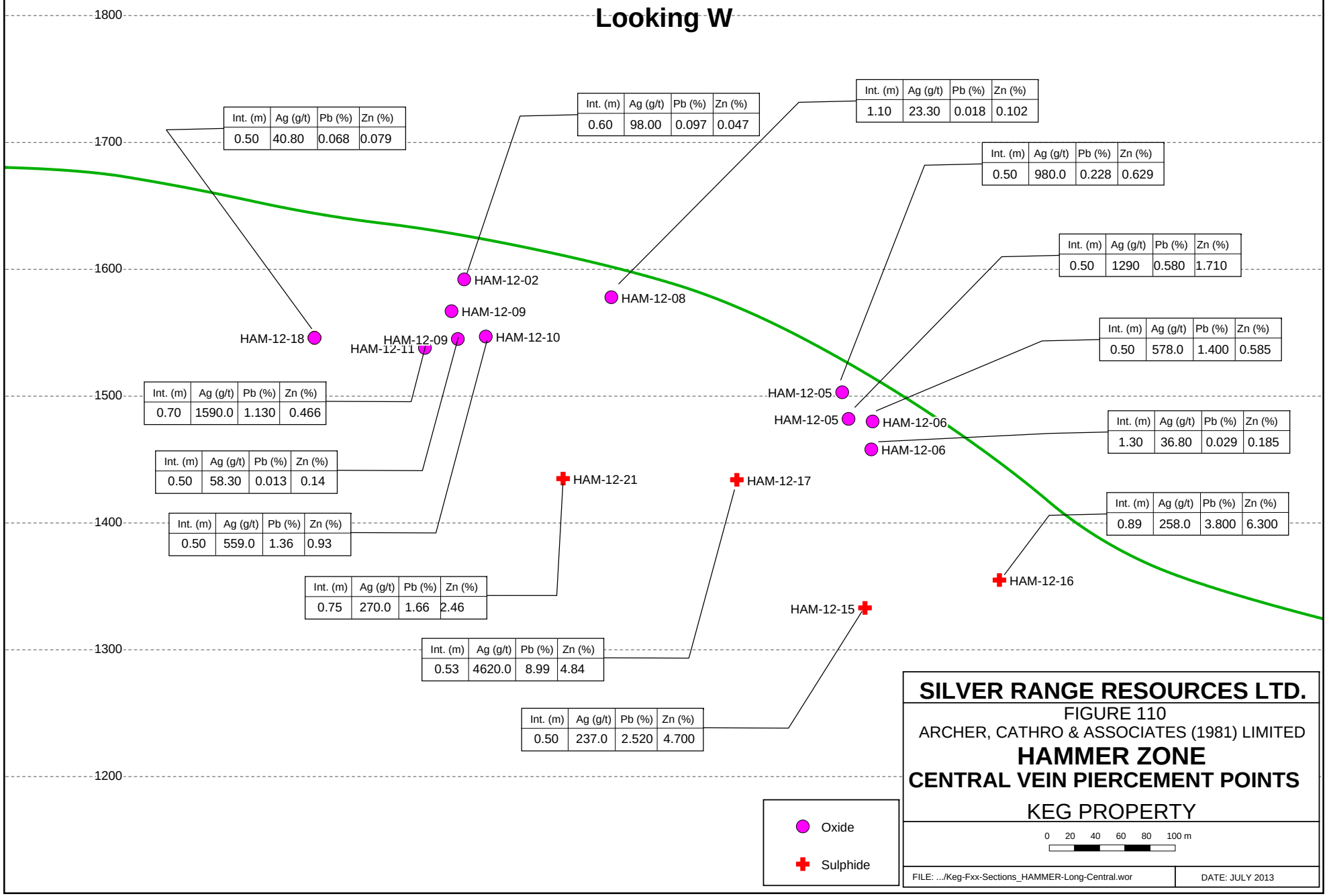

SILVER RANGE RESOURCES LTD.

FIGURE 110

ARCHER, CATHRO & ASSOCIATES (1981) LIMITED

HAMMER ZONE

CENTRAL VEIN PIERCEMENT POINTS

KEG PROPERTY

0 20 40 60 80 100 m

FILE: .../Keg-Fxx-Sections_HAMMER-Long-Central.wor

DATE: JULY 2013

S

LONG SECTION - WEST VEIN

Looking W

N

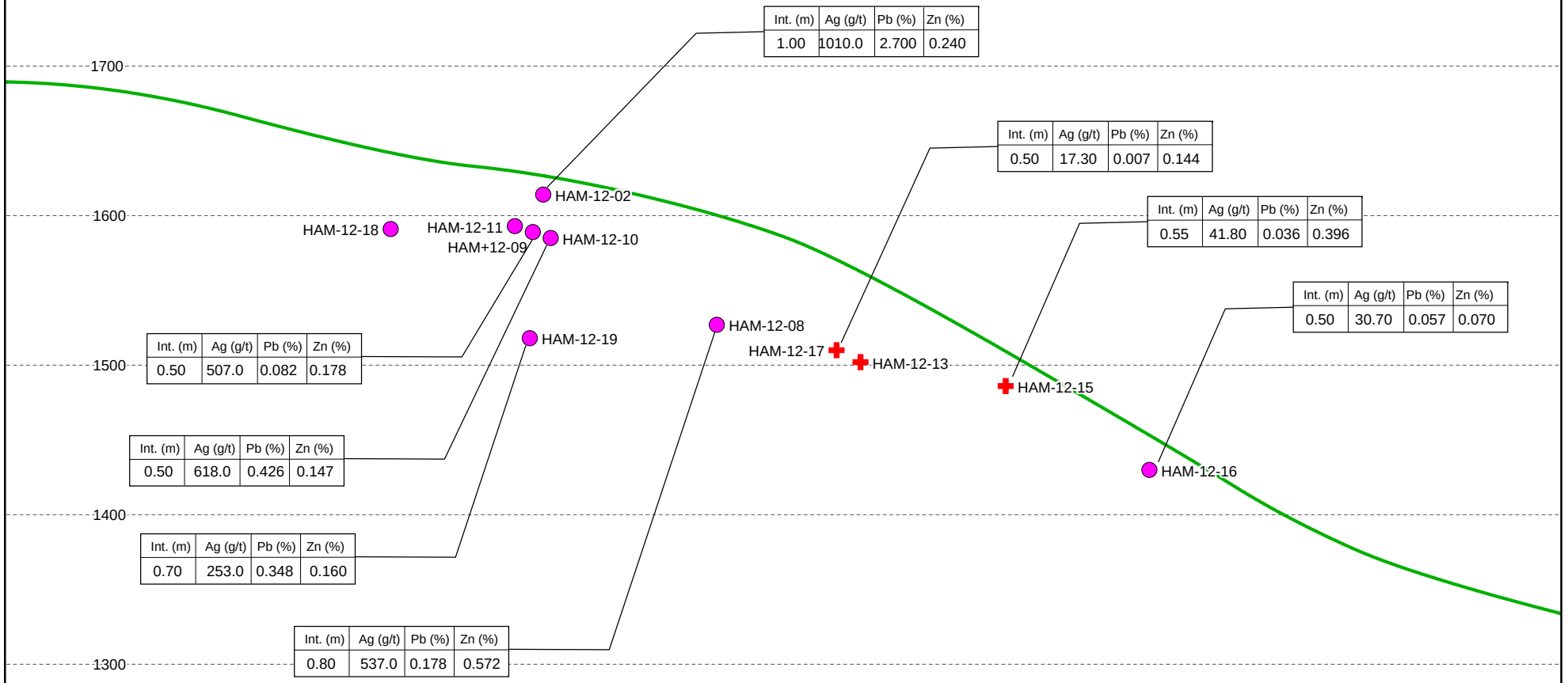

SILVER RANGE RESOURCES LTD.

FIGURE 111

ARCHER, CATHRO & ASSOCIATES (1981) LIMITED

HAMMER ZONE

WEST VEIN PIERCEMENT POINTS

KEG PROPERTY

Oxide

Sulphide

0 20 40 60 80 100 m

FILE: .../Keg-Fxx-Sections_HAMMER-Long-West.wor

DATE: JULY 2013

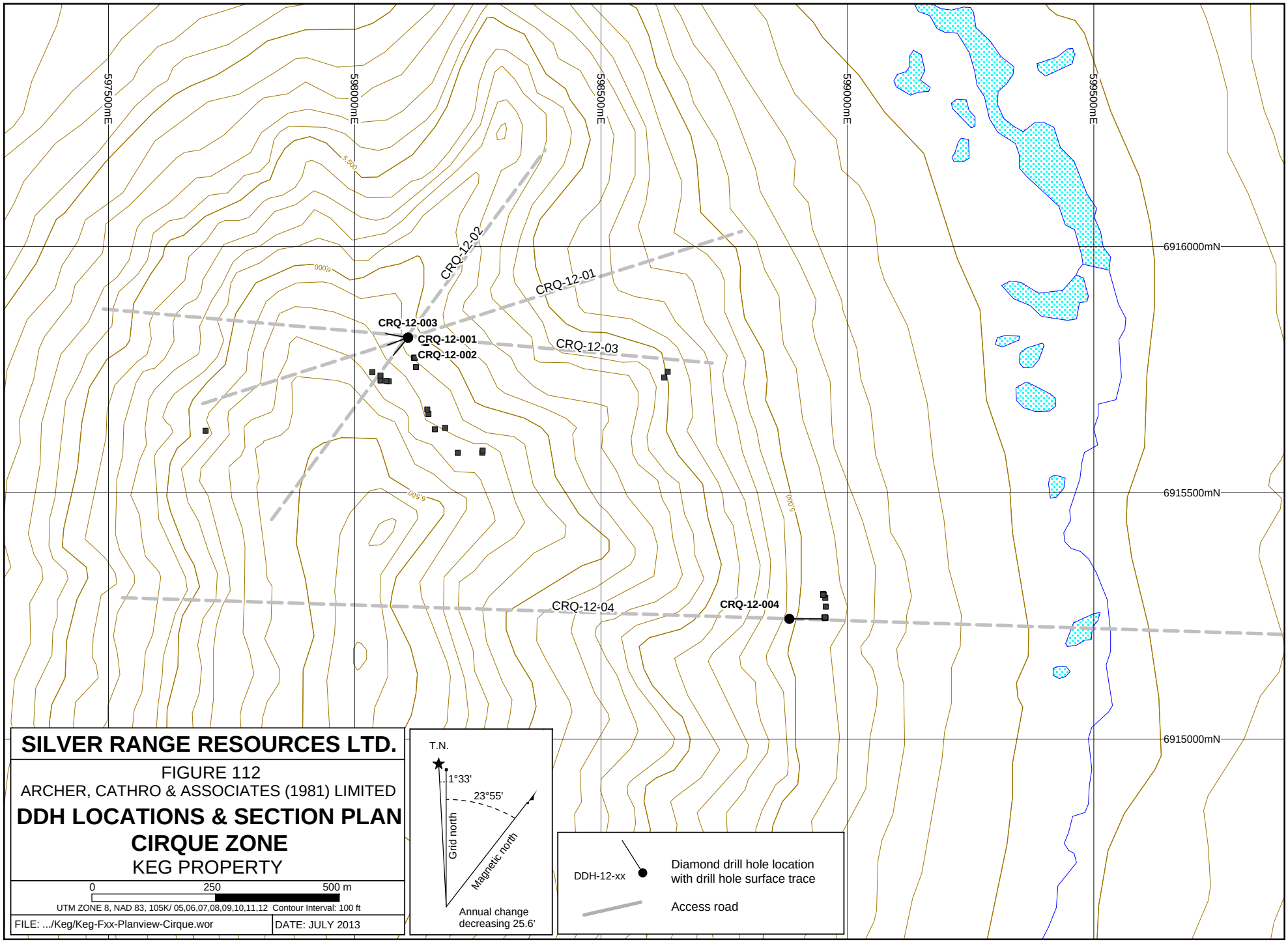
597500mE
598000mE
598500mE
599000mE
599500mE
6916000mN
6915500mN
6915000mN
5,500
6000
6,500
6000
CRQ-12-02
CRQ-12-01
CRQ-12-03
CRQ-12-04
CRQ-12-003
CRQ-12-001
CRQ-12-002
CRQ-12-004
SILVER RANGE RESOURCES LTD.
FIGURE 112
ARCHER, CATHRO & ASSOCIATES (1981) LIMITED
DDH LOCATIONS & SECTION PLAN
CIRQUE ZONE
KEG PROPERTY
0
250
500 m
UTM ZONE 8, NAD 83, 105K/ 05,06,07,08,09,10,11,12 Contour Interval: 100 ft
FILE: .../Keg/Keg-Fxx-Planview-Cirque.wor
DATE: JULY 2013
T.N.
1°33'
23°55'
Grid north
Magnetic north
Annual change
decreasing 25.6'
DDH-12-xx
Diamond drill hole location
with drill hole surface trace
Access road

SW

SECTION CRQ-12-01

Looking NW

NE

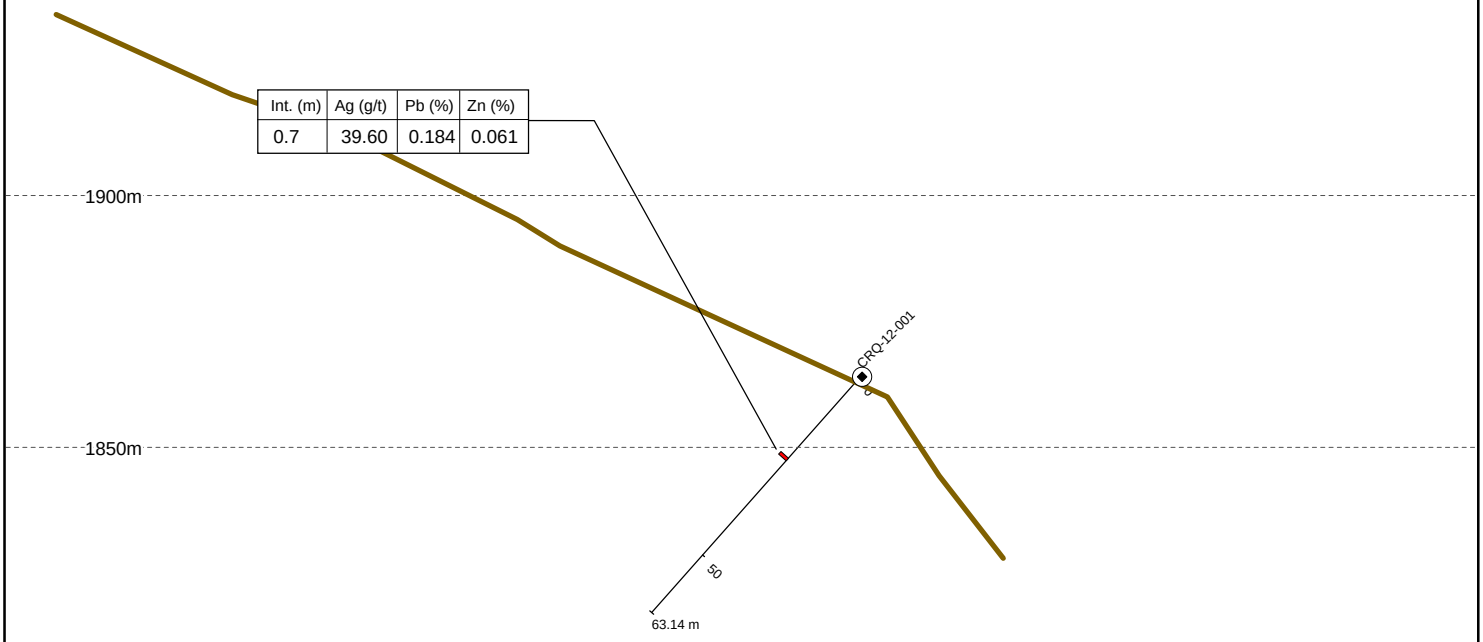

Significant Interval

SILVER RANGE RESOURCES LTD.

FIGURE 113

ARCHER, CATHRO & ASSOCIATES (1981) LIMITED

CIRQUE ZONE

SECTION CRQ-12-01

KEG PROPERTY

0 25 50 m

FILE: .../Keg-Fxx-Sections_Cirque-CRQ-12-01.wor

DATE: JULY 2013

SW

SECTION CRQ-12-02

Looking NW

NE

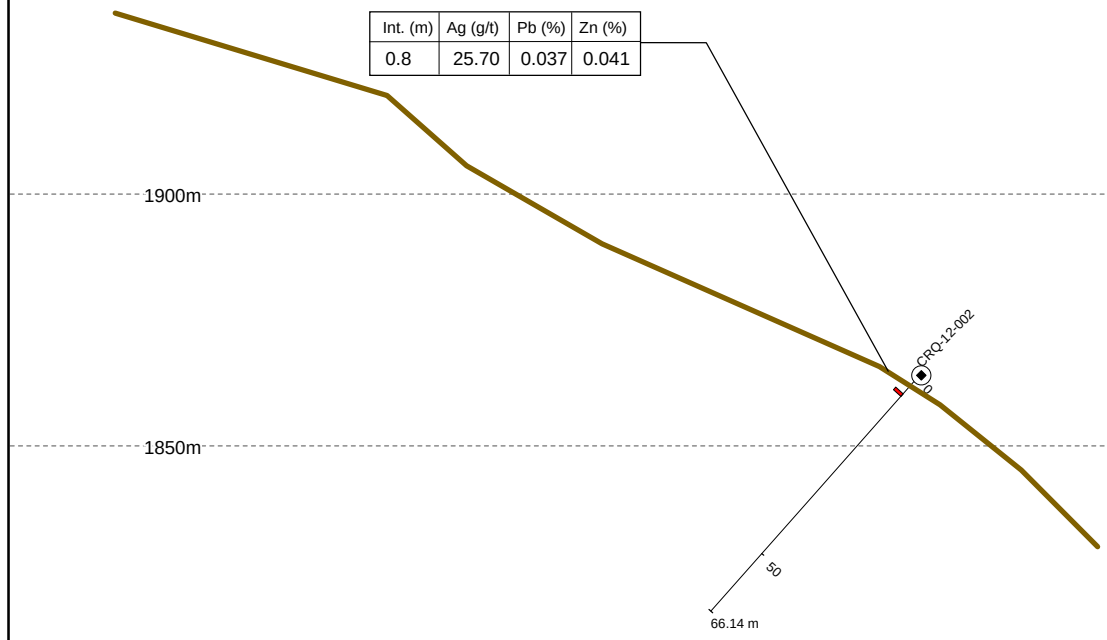

1900m

1850m

1800m

1750m

Significant Interval

SILVER RANGE RESOURCES LTD.

FIGURE 114

ARCHER, CATHRO & ASSOCIATES (1981) LIMITED

CIRQUE ZONE

SECTION CRQ-12-02

KEG PROPERTY

0 25 50 m

FILE: .../Keg-Fxx-Sections_Cirque-CRQ-12-02.wor

DATE: JULY 2013

W

SECTION CRQ-12-03

Looking N

E

Int. (m)	Ag (g/t)	Pb (%)	Zn (%)
4.0	18.91	0.041	0.024

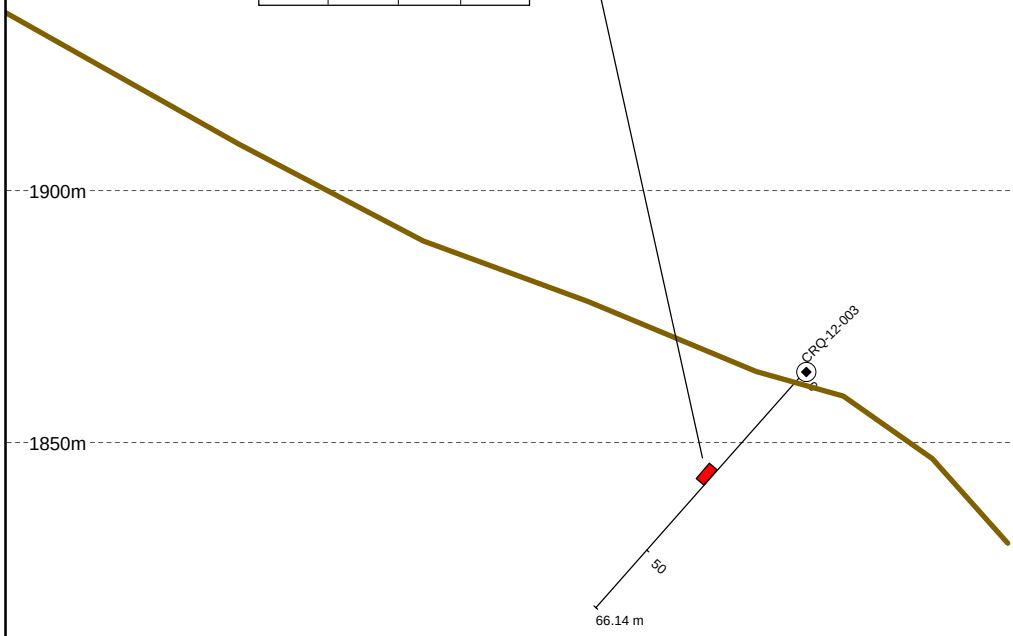

Significant Interval

SILVER RANGE RESOURCES LTD.

FIGURE 115

ARCHER, CATHRO & ASSOCIATES (1981) LIMITED

CIRQUE ZONE

SECTION CRQ-12-03

KEG PROPERTY

0 25 50 m

FILE: .../Keg-Fxx-Sections_Cirque-CRQ-12-03.wor

DATE: JULY 2013

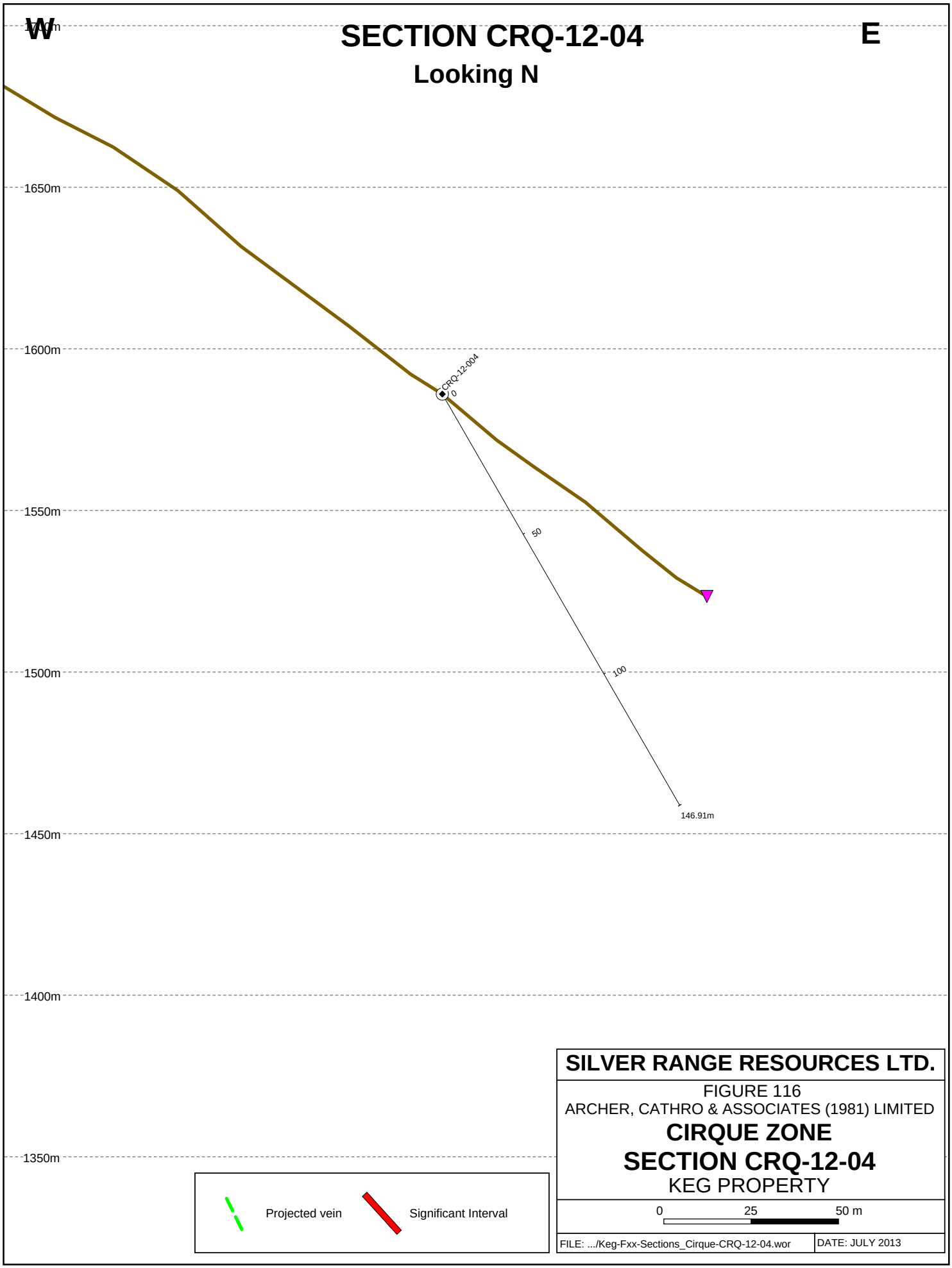
W
SECTION CRQ-12-04
Looking N
E
1650m
1600m
1550m
1500m
1450m
1400m
1350m
CRQ-12-004
0
50
100
146.91m
Projected vein
Significant Interval
SILVER RANGE RESOURCES LTD.
FIGURE 116
ARCHER, CATHRO & ASSOCIATES (1981) LIMITED
CIRQUE ZONE
SECTION CRQ-12-04
KEG PROPERTY
0
25
50 m
FILE: .../Keg-Fxx-Sections_Cirque-CRQ-12-04.wor
DATE: JULY 2013

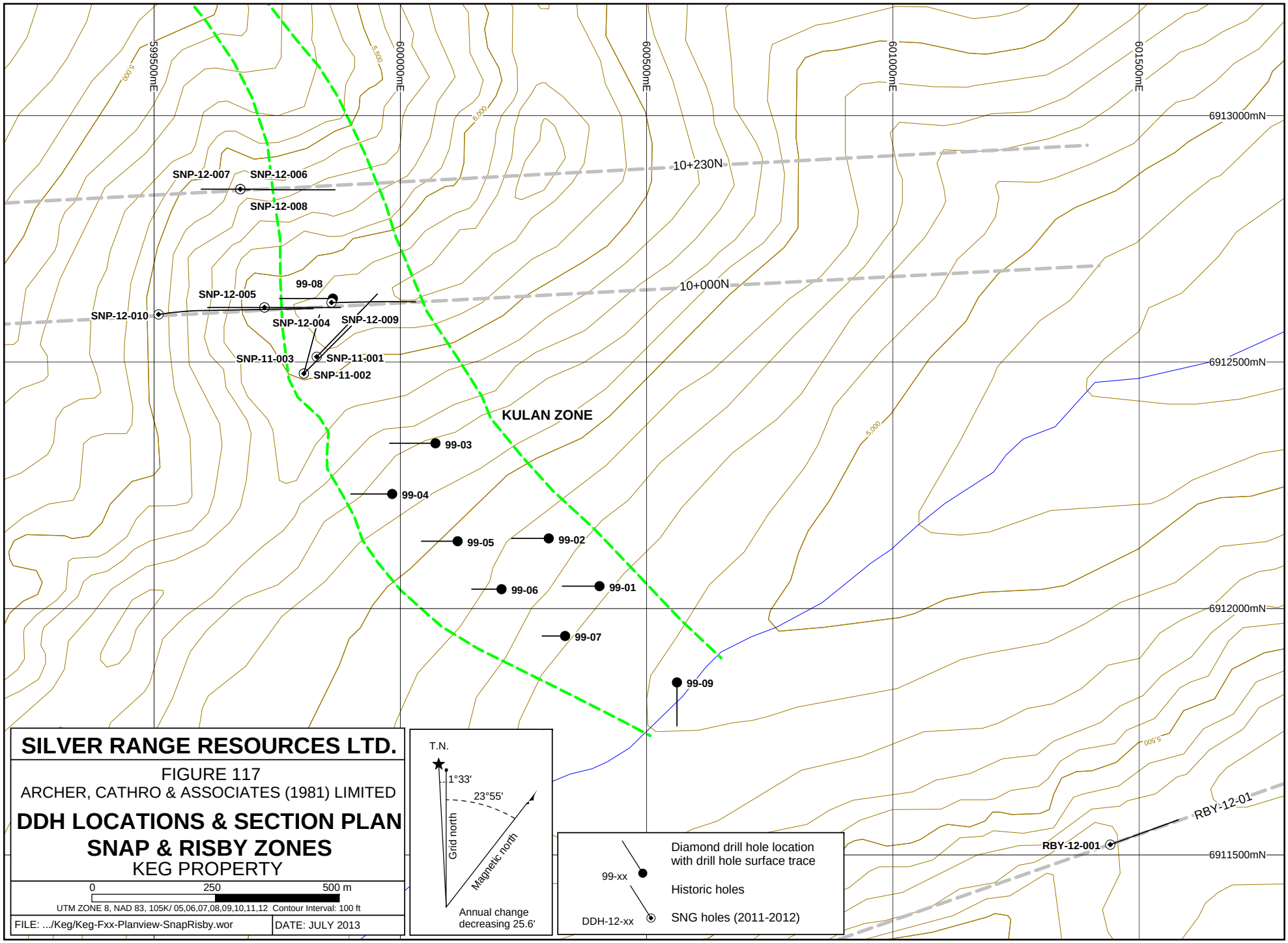
699500mE
600000mE
600500mE
601000mE
601500mE
6913000mN
6912500mN
6912000mN
6911500mN
10+230N
10+000N
SNP-12-007
SNP-12-006
SNP-12-008
99-08
SNP-12-005
SNP-12-010
SNP-12-004
SNP-12-009
SNP-11-003
SNP-11-001
SNP-11-002
KULAN ZONE
99-03
99-04
99-05
99-02
99-06
99-01
99-07
99-09
RBY-12-001
RBY-12-01
5,000
5,500
6,000
SILVER RANGE RESOURCES LTD.
FIGURE 117
ARCHER, CATHRO & ASSOCIATES (1981) LIMITED
DDH LOCATIONS & SECTION PLAN
SNAP & RISBY ZONES
KEG PROPERTY
0
250
500 m
UTM ZONE 8, NAD 83, 105K/ 05,06,07,08,09,10,11,12 Contour Interval: 100 ft
FILE: .../Keg/Keg-Fxx-Planview-SnapRisby.wor
DATE: JULY 2013
T.N.
1°33'
23°55'
Grid north
Magnetic north
Annual change
decreasing 25.6'
99-xx
Diamond drill hole location
with drill hole surface trace
Historic holes
DDH-12-xx
SNG holes (2011-2012)

W — SECTION 10+000N — E

Looking N

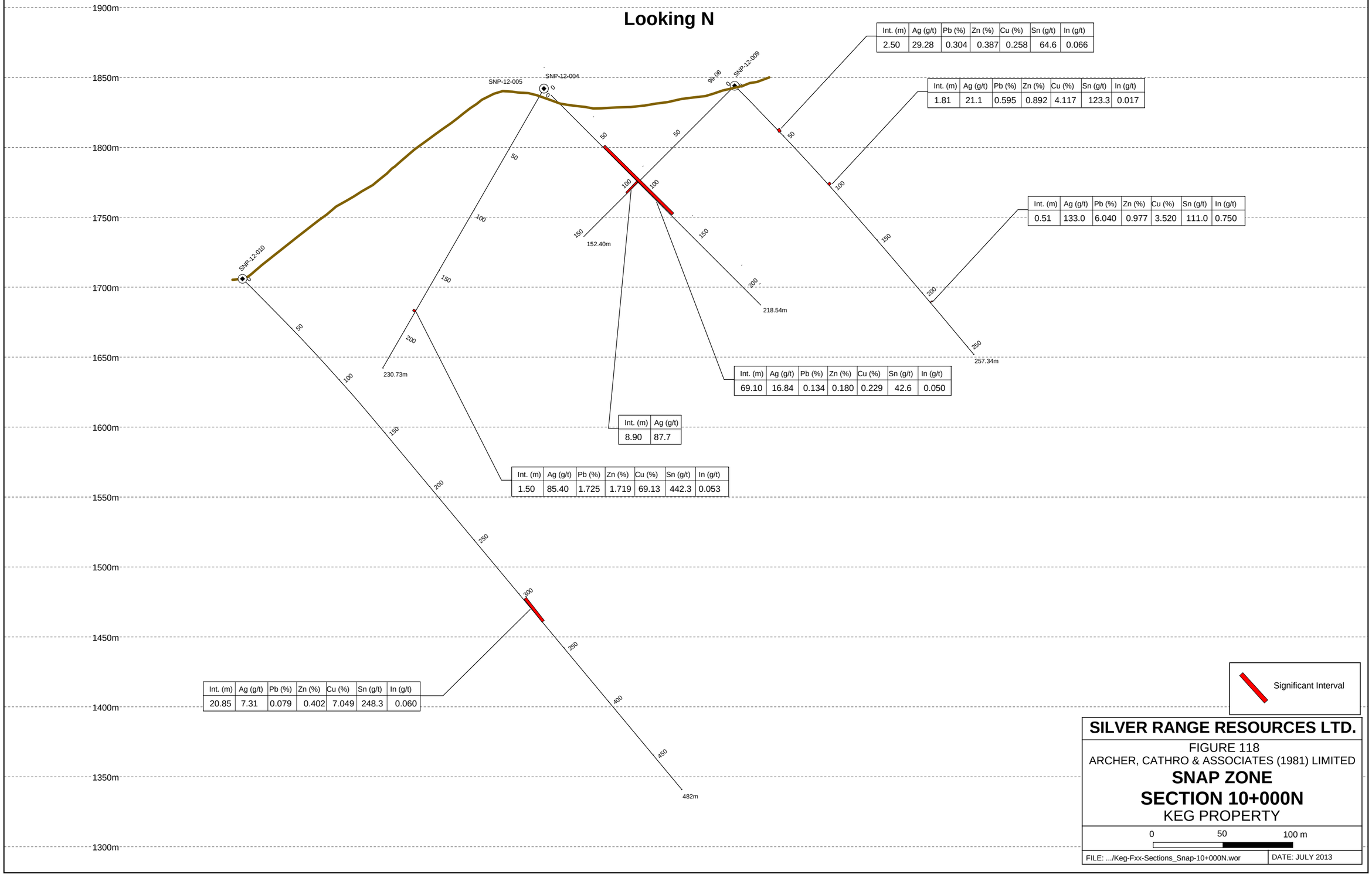

Int. (m)	Ag (g/t)	Pb (%)	Zn (%)	Cu (%)	Sn (g/t)	In (g/t)
2.50	29.28	0.304	0.387	0.258	64.6	0.066

Int. (m)	Ag (g/t)	Pb (%)	Zn (%)	Cu (%)	Sn (g/t)	In (g/t)
1.81	21.1	0.595	0.892	4.117	123.3	0.017

Int. (m)	Ag (g/t)	Pb (%)	Zn (%)	Cu (%)	Sn (g/t)	In (g/t)
0.51	133.0	6.040	0.977	3.520	111.0	0.750

Int. (m)	Ag (g/t)	Pb (%)	Zn (%)	Cu (%)	Sn (g/t)	In (g/t)
69.10	16.84	0.134	0.180	0.229	42.6	0.050

Int. (m)	Ag (g/t)
8.90	87.7

Int. (m)	Ag (g/t)	Pb (%)	Zn (%)	Cu (%)	Sn (g/t)	In (g/t)
1.50	85.40	1.725	1.719	69.13	442.3	0.053

Int. (m)	Ag (g/t)	Pb (%)	Zn (%)	Cu (%)	Sn (g/t)	In (g/t)
20.85	7.31	0.079	0.402	7.049	248.3	0.060

Significant Interval

SILVER RANGE RESOURCES LTD.

FIGURE 118

ARCHER, CATHRO & ASSOCIATES (1981) LIMITED

SNAP ZONE

SECTION 10+000N

KEG PROPERTY

0 50 100 m

FILE: .../Keg-Fxx-Sections_Snap-10+000N.wor

DATE: JULY 2013

W

SECTION 10+230N

Looking N

E

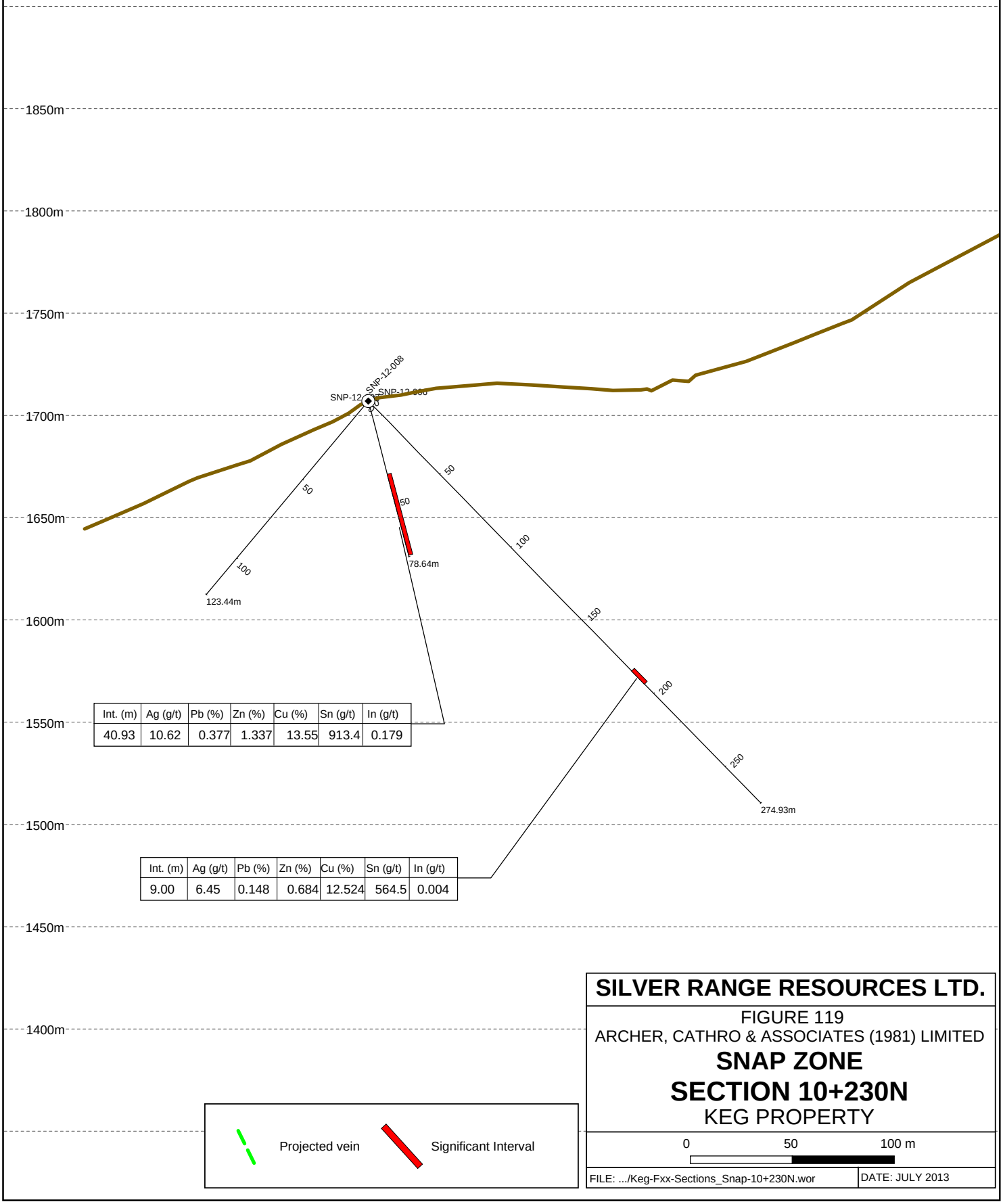

Int. (m)	Ag (g/t)	Pb (%)	Zn (%)	Cu (%)	Sn (g/t)	In (g/t)
40.93	10.62	0.377	1.337	13.55	913.4	0.179

Int. (m)	Ag (g/t)	Pb (%)	Zn (%)	Cu (%)	Sn (g/t)	In (g/t)
9.00	6.45	0.148	0.684	12.524	564.5	0.004

Projected vein

Significant Interval

SILVER RANGE RESOURCES LTD.

FIGURE 119

ARCHER, CATHRO & ASSOCIATES (1981) LIMITED

SNAP ZONE

SECTION 10+230N

KEG PROPERTY

0 50 100 m

FILE: .../Keg-Fxx-Sections_Snap-10+230N.wor

DATE: JULY 2013

SECTION RBY-12-001

Looking NW

SW

NE

1800m

1750m

1700m

1650m

1600m

RBY-12-001

0

Hand Sample

Dyke

Historical Vein

Hand Sample

Exposed vein o/c
on north slope

Vein gully
on north slope

50

100

150

200

208.25m

Significant Interval

SILVER RANGE RESOURCES LTD.

FIGURE 120

ARCHER, CATHRO & ASSOCIATES (1981) LIMITED

RISBY ZONE

SECTION RBY-12-001

KEG PROPERTY

0 20 40 m

FILE: .../Keg-Fxx-Sections_Risby-RBY-12-001.wor

DATE: JULY 2013

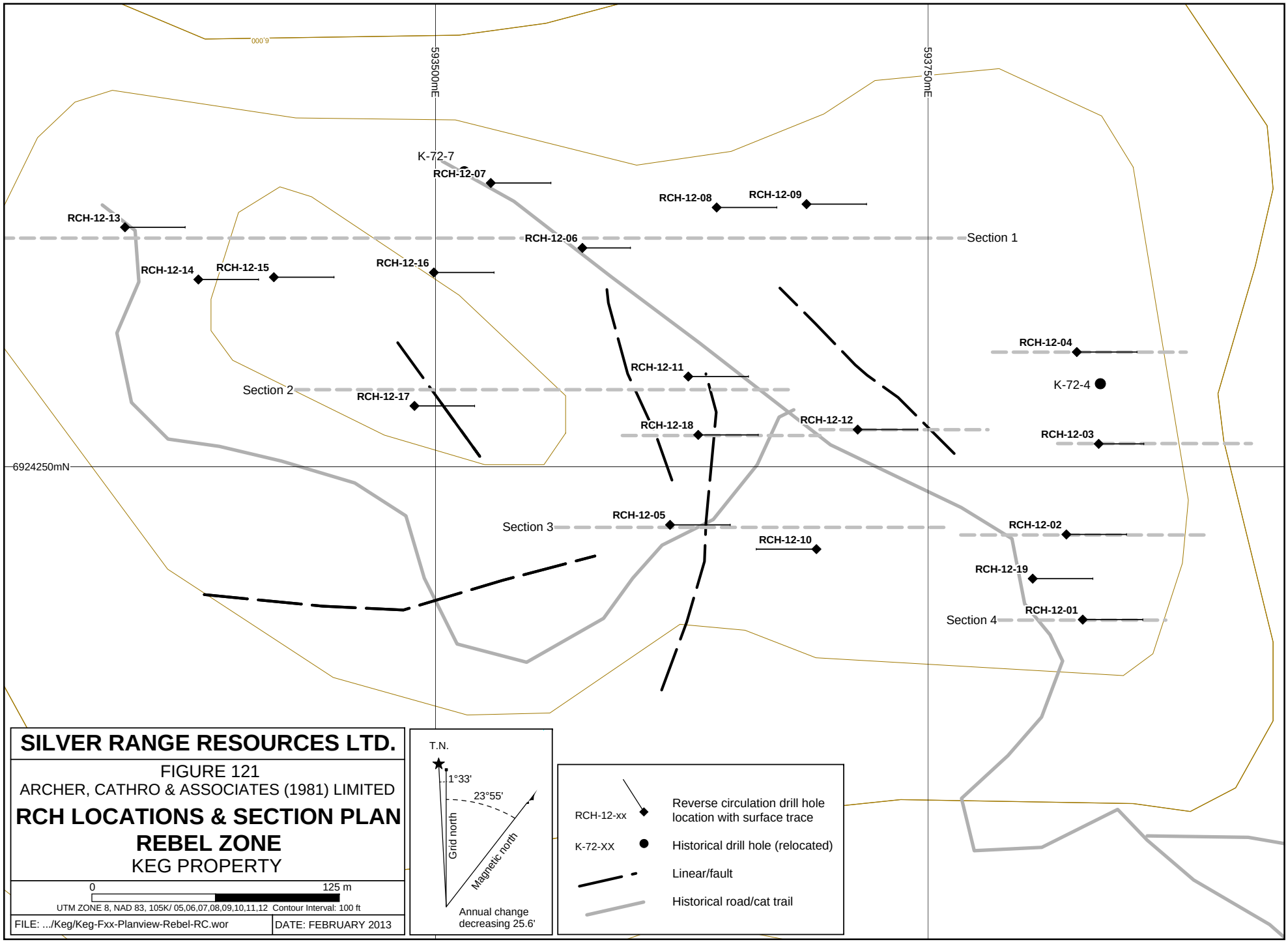
6'000
593500mE
593750mE
K-72-7
RCH-12-07
RCH-12-08
RCH-12-09
RCH-12-13
RCH-12-06
Section 1
RCH-12-14
RCH-12-15
RCH-12-16
RCH-12-04
RCH-12-11
K-72-4
Section 2
RCH-12-17
RCH-12-18
RCH-12-12
RCH-12-03
6924250mN
RCH-12-05
Section 3
RCH-12-02
RCH-12-10
RCH-12-19
RCH-12-01
Section 4
SILVER RANGE RESOURCES LTD.
FIGURE 121
ARCHER, CATHRO & ASSOCIATES (1981) LIMITED
RCH LOCATIONS & SECTION PLAN
REBEL ZONE
KEG PROPERTY
0
125 m
UTM ZONE 8, NAD 83, 105K/ 05,06,07,08,09,10,11,12 Contour Interval: 100 ft
FILE: .../Keg/Keg-Fxx-Planview-Rebel-RC.wor
DATE: FEBRUARY 2013
T.N.
1°33'
23°55'
Grid north
Magnetic north
Annual change
decreasing 25.6'
RCH-12-xx
Reverse circulation drill hole
location with surface trace
K-72-XX
Historical drill hole (relocated)
Linear/fault
Historical road/cat trail

SECTION 1

Looking N

W **E**

1900m
1875m
1850m
1825m
1800m

RCH-12-13
(15m N of section line)
0°

Int. (m)	Ag (g/t)	Pb (%)	Zn (%)	Cu (%)	Sn (g/t)	In (g/t)
4.46	9.88	0.69	0.22	0.0175	44.33	0.09

50

61m

RCH-12-14
(5m S of section line)
0°

Int. (m)	Ag (g/t)	Pb (%)	Zn (%)	Cu (%)	Sn (g/t)	In (g/t)
1.52	03.67	0.32	0.28	0.0307	80.00	0.10

Int. (m)	Ag (g/t)	Pb (%)	Zn (%)	Cu (%)	Sn (g/t)	In (g/t)
6.10	5.79	0.49	0.36	0.0212	483.50	0.13

Int. (m)	Ag (g/t)	Pb (%)	Zn (%)	Cu (%)	Sn (g/t)	In (g/t)
9.14	3.32	0.26	0.32	0.0145	146.35	0.08

50

61m

RCH-12-15
(34m S of section line)
0°

Int. (m)	Ag (g/t)	Pb (%)	Zn (%)	Cu (%)	Sn (g/t)	In (g/t)
21.34	11.86	0.09	1.45	0.1078	265.25	0.31

Int. (m)	Ag (g/t)	Pb (%)	Zn (%)	Cu (%)	Sn (g/t)	In (g/t)
1.52	3.24	0.04	1.22	0.0432	199.00	0.13

50

61m

RCH-12-16
(22m S of section line)
0°

Int. (m)	Ag (g/t)	Pb (%)	Zn (%)	Cu (%)	Sn (g/t)	In (g/t)
9.14	4.28	0.02	1.11	0.0907	234.00	9.78

Int. (m)	Ag (g/t)	Pb (%)	Zn (%)	Cu (%)	Sn (g/t)	In (g/t)
3.05	6.53	0.07	0.91	0.0570	122.50	6.10

Int. (m)	Ag (g/t)	Pb (%)	Zn (%)	Cu (%)	Sn (g/t)	In (g/t)
19.81	5.43	0.05	0.84	0.0517	215.41	11.21

Int. (m)	Ag (g/t)	Pb (%)	Zn (%)	Cu (%)	Sn (g/t)	In (g/t)
3.04	1.64	0.02	0.57	0.0240	152.00	2.04

Int. (m)	Ag (g/t)	Pb (%)	Zn (%)	Cu (%)	Sn (g/t)	In (g/t)
9.12	13.91	0.12	3.49	0.0957	182.83	44.20

50

61m

RCH-12-07
(10m N of section line)
0°

Int. (m)	Ag (g/t)	Pb (%)	Zn (%)	Cu (%)	Sn (g/t)	In (g/t)
4.57	7.90	0.04	1.15	0.0995	213.00	1.83

Int. (m)	Ag (g/t)	Pb (%)	Zn (%)	Cu (%)	Sn (g/t)	In (g/t)
4.57	11.15	0.11	0.77	0.0529	252.33	9.64

Int. (m)	Ag (g/t)	Pb (%)	Zn (%)	Cu (%)	Sn (g/t)	In (g/t)
25.90	11.49	0.14	1.17	0.1028	275.24	32.65

50

61m

RCH-12-06
(15m S of section line)
0°

Int. (m)	Ag (g/t)	Pb (%)	Zn (%)	Cu (%)	Sn (g/t)	In (g/t)
48.76	9.11	0.19	0.40	0.0566	198.39	2.10

48.76m

RCH-12-08
(7m N of section line)
0°

Int. (m)	Ag (g/t)	Pb (%)	Zn (%)	Cu (%)	Sn (g/t)	In (g/t)
4.57	8.78	0.05	1.90	0.0827	213.33	36.70

Int. (m)	Ag (g/t)	Pb (%)	Zn (%)	Cu (%)	Sn (g/t)	In (g/t)
10.67	7.44	0.06	0.96	0.0594	280.43	13.77

Int. (m)	Ag (g/t)	Pb (%)	Zn (%)	Cu (%)	Sn (g/t)	In (g/t)
9.14	3.39	0.02	1.52	0.0403	271.07	7.38

50

61m

RCH-12-09
(8m N of section line)
0°

Int. (m)	Ag (g/t)	Pb (%)	Zn (%)	Cu (%)	Sn (g/t)	In (g/t)
6.10	15.67	0.06	0.14	0.1089	253.75	4.04

Int. (m)	Ag (g/t)	Pb (%)	Zn (%)	Cu (%)	Sn (g/t)	In (g/t)
27.43	2.53	0.01	0.49	0.0425	180.77	5.83

50

61m

SILVER RANGE RESOURCES LTD.

FIGURE 122
ARCHER, CATHRO & ASSOCIATES (1981) LIMITED
REBEL ZONE
SECTION 1
KEG PROPERTY

0 10 20 m

FILE: .../Keg-Fxx-Sections-Rebel-Section1.wor

DATE: JULY 2013

E

SECTION 2

Looking N

W

RCH-12-17

0

1900m

Int. (m)	Ag (g/t)	Pb (%)	Zn (%)	Cu (%)	Sn (g/t)	In (g/t)
19.81	7.33	0.13	1.00	0.0654	267.27	8.37

1875m

50

61m

1850m

RCH-12-11
(16m N of section line)
0

Int. (m)	Ag (g/t)	Pb (%)	Zn (%)	Cu (%)	Sn (g/t)	In (g/t)
24.38	9.13	0.13	1.30	0.0719	179.63	10.71

Int. (m)	Ag (g/t)	Pb (%)	Zn (%)	Cu (%)	Sn (g/t)	In (g/t)
7.62	15.59	0.08	1.97	0.1776	250.87	14.84

50

61m

1825m

Significant Interval

1800m

SILVER RANGE RESOURCES LTD.

FIGURE 123

ARCHER, CATHRO & ASSOCIATES (1981) LIMITED

REBEL ZONE

SECTION 2

KEG PROPERTY

0 10 20 m

FILE: .../Keg-Fxx-Sections-Rebel-Section2.wor

DATE: JULY 2013

W

SECTION 3

Looking N

E

Int. (m)	Ag (g/t)	Pb (%)	Zn (%)	Cu (%)	Sn (g/t)	In (g/t)
25.91	7.20	0.18	1.11	0.0431	193.76	7.90

Int. (m)	Ag (g/t)	Pb (%)	Zn (%)	Cu (%)	Sn (g/t)	In (g/t)
3.05	9.78	0.04	3.63	0.1332	131.50	8.13

Int. (m)	Ag (g/t)	Pb (%)	Zn (%)	Cu (%)	Sn (g/t)	In (g/t)
3.04	3.46	0.03	0.80	0.0507	69.50	0.17

Int. (m)	Ag (g/t)	Pb (%)	Zn (%)	Cu (%)	Sn (g/t)	In (g/t)
3.05	7.81	0.04	0.61	0.0664	74.00	0.67

Int. (m)	Ag (g/t)	Pb (%)	Zn (%)	Cu (%)	Sn (g/t)	In (g/t)
1.52	20.60	0.22	1.74	0.2480	119.00	1.55

1900m

1875m

1850m

1825m

1800m

RCH-12-05

0

50

61m

RCH-12-10 (13m S of section line)

0

50

61m

Significant Interval

SILVER RANGE RESOURCES LTD.

FIGURE 124

ARCHER, CATHRO & ASSOCIATES (1981) LIMITED

REBEL ZONE

SECTION 3

KEG PROPERTY

10 20 m

FILE: .../Keg-Fxx-Sections_Rebel-Section3.wor

DATE: JULY 2013

W

SECTION 4

Looking N

E

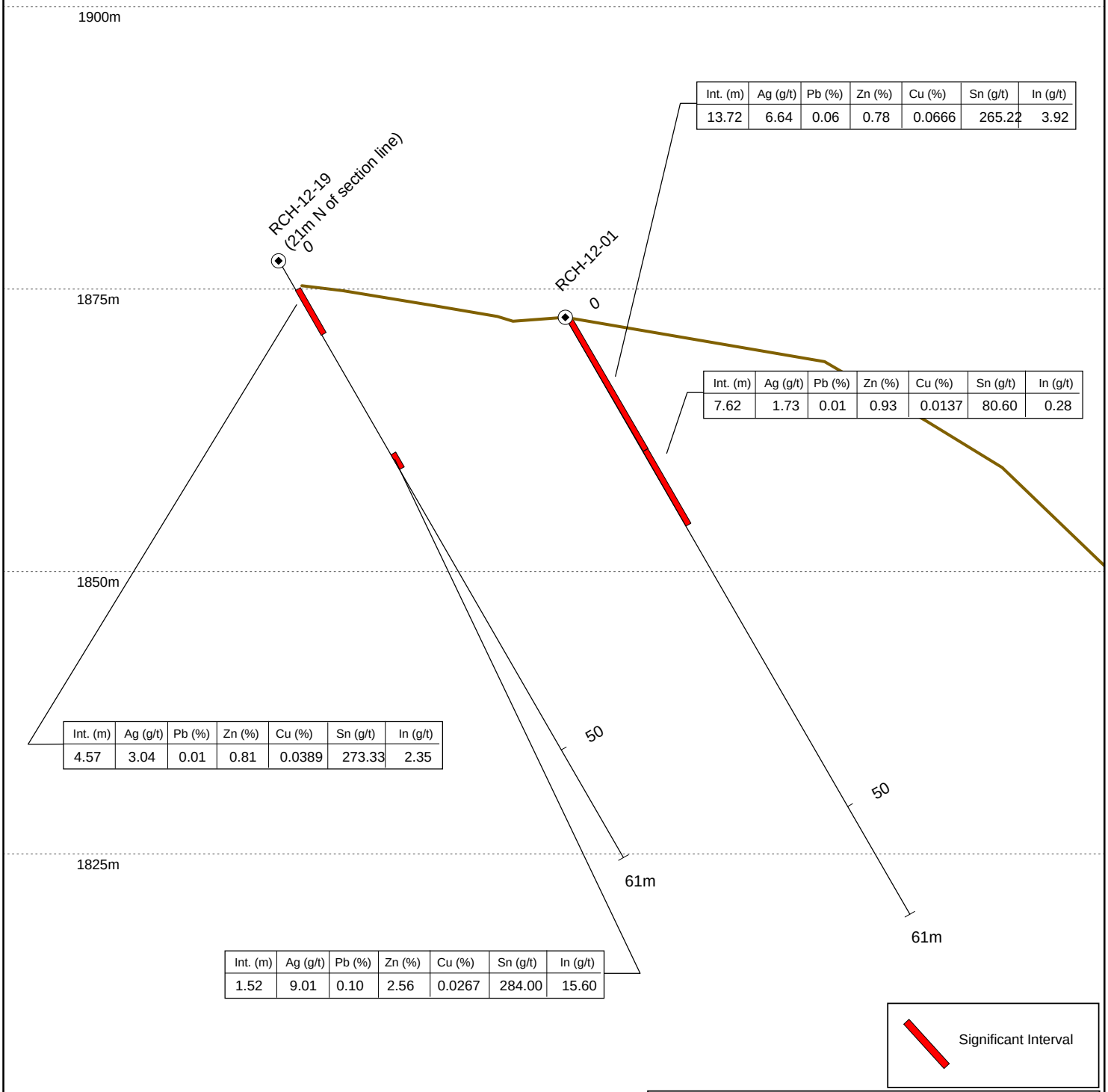

Int. (m)	Ag (g/t)	Pb (%)	Zn (%)	Cu (%)	Sn (g/t)	In (g/t)
13.72	6.64	0.06	0.78	0.0666	265.22	3.92

Int. (m)	Ag (g/t)	Pb (%)	Zn (%)	Cu (%)	Sn (g/t)	In (g/t)
7.62	1.73	0.01	0.93	0.0137	80.60	0.28

Int. (m)	Ag (g/t)	Pb (%)	Zn (%)	Cu (%)	Sn (g/t)	In (g/t)
4.57	3.04	0.01	0.81	0.0389	273.33	2.35

Int. (m)	Ag (g/t)	Pb (%)	Zn (%)	Cu (%)	Sn (g/t)	In (g/t)
1.52	9.01	0.10	2.56	0.0267	284.00	15.60

Significant Interval

SILVER RANGE RESOURCES LTD.

FIGURE 125

ARCHER, CATHRO & ASSOCIATES (1981) LIMITED

REBEL ZONE

SECTION 4

KEG PROPERTY

10 20 m

FILE: .../Keg-Fxx-Sections_Rebel-Section4.wor

DATE: JULY 2013

W

SECTION RCH-12-02

Looking N

E

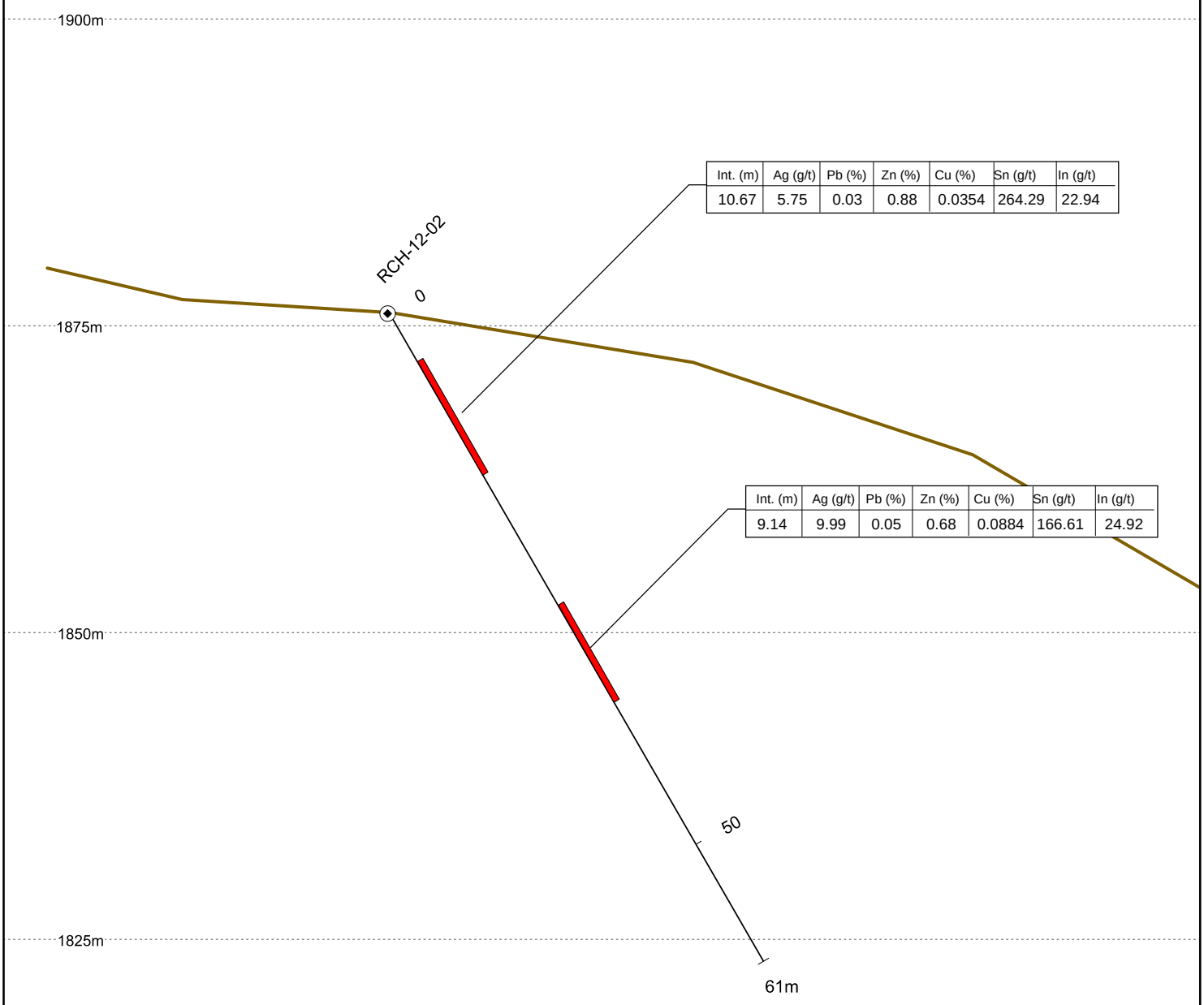

Int. (m)	Ag (g/t)	Pb (%)	Zn (%)	Cu (%)	Sn (g/t)	In (g/t)
10.67	5.75	0.03	0.88	0.0354	264.29	22.94

Int. (m)	Ag (g/t)	Pb (%)	Zn (%)	Cu (%)	Sn (g/t)	In (g/t)
9.14	9.99	0.05	0.68	0.0884	166.61	24.92

Significant Interval

SILVER RANGE RESOURCES LTD.

FIGURE 126

ARCHER, CATHRO & ASSOCIATES (1981) LIMITED

REBEL ZONE

SECTION RCH-12-02

KEG PROPERTY

10 20 m

FILE: .../Keg-Fxx-Sections_Rebel-RCH-12-02.wor

DATE: JULY 2013

W

SECTION RCH-12-03

Looking N

E



Int. (m)	Ag (g/t)	Pb (%)	Zn (%)	Cu (%)	Sn (g/t)	In (g/t)
1.52	5.26	0.01	0.58	0.0349	315.00	1.20

Significant Interval

SILVER RANGE RESOURCES LTD.

FIGURE 127

ARCHER, CATHRO & ASSOCIATES (1981) LIMITED

REBEL ZONE

SECTION RCH-12-03

KEG PROPERTY

10 20 m

FILE: .../Keg-Fxx-Sections_Rebel-RCH-12-03.wor

DATE: JULY 2013

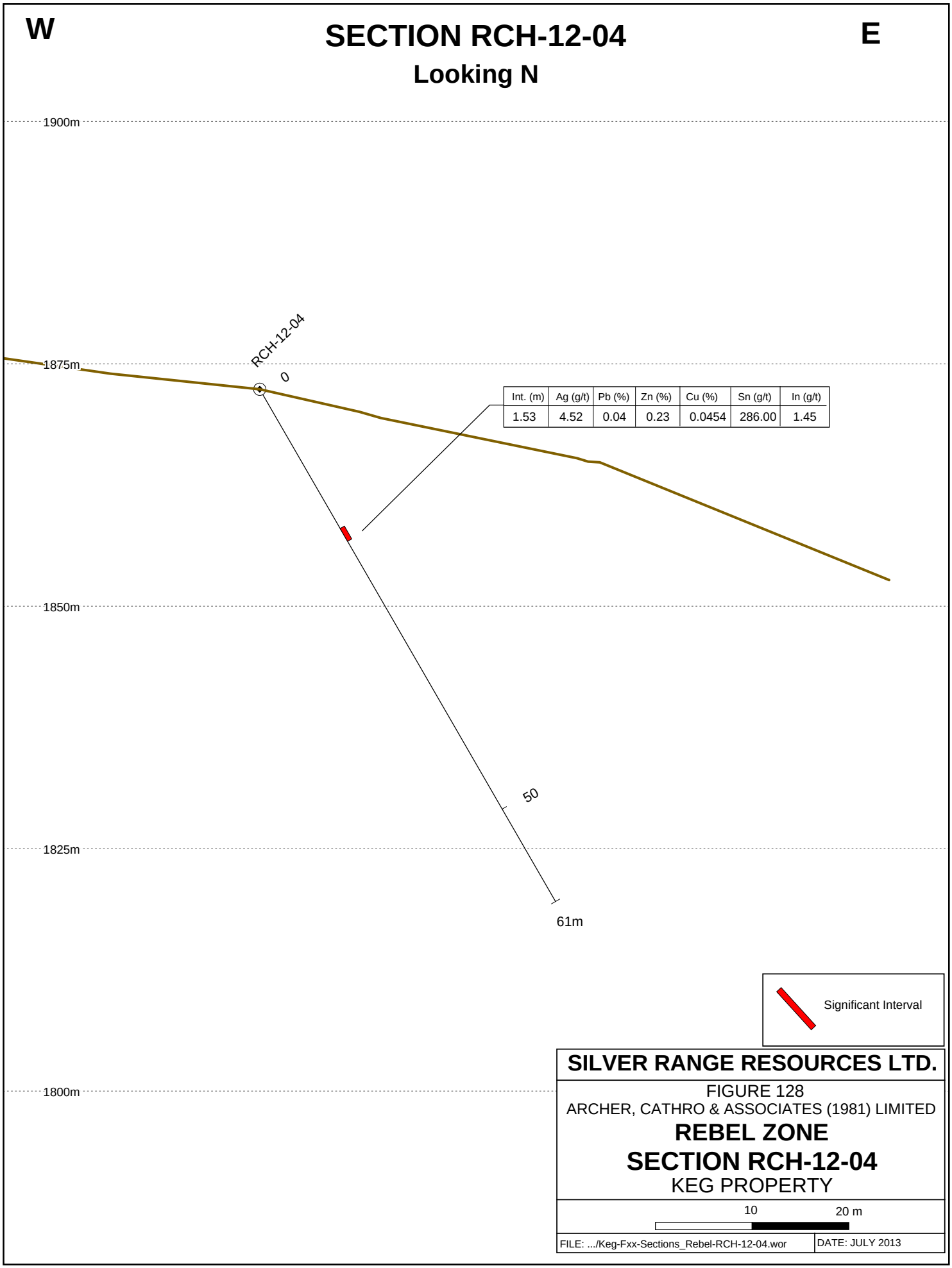
W
SECTION RCH-12-04
Looking N
E
1900m
1875m
1850m
1825m
1800m
RCH-12-04
0
50
61m
Int. (m) | Ag (g/t) | Pb (%) | Zn (%) | Cu (%) | Sn (g/t) | In (g/t)
1.53 | 4.52 | 0.04 | 0.23 | 0.0454 | 286.00 | 1.45
Significant Interval
SILVER RANGE RESOURCES LTD.
FIGURE 128
ARCHER, CATHRO & ASSOCIATES (1981) LIMITED
REBEL ZONE
SECTION RCH-12-04
KEG PROPERTY
10
20 m
FILE: .../Keg-Fxx-Sections_Rebel-RCH-12-04.wor
DATE: JULY 2013

W

SECTION RCH-12-12

Looking N

E

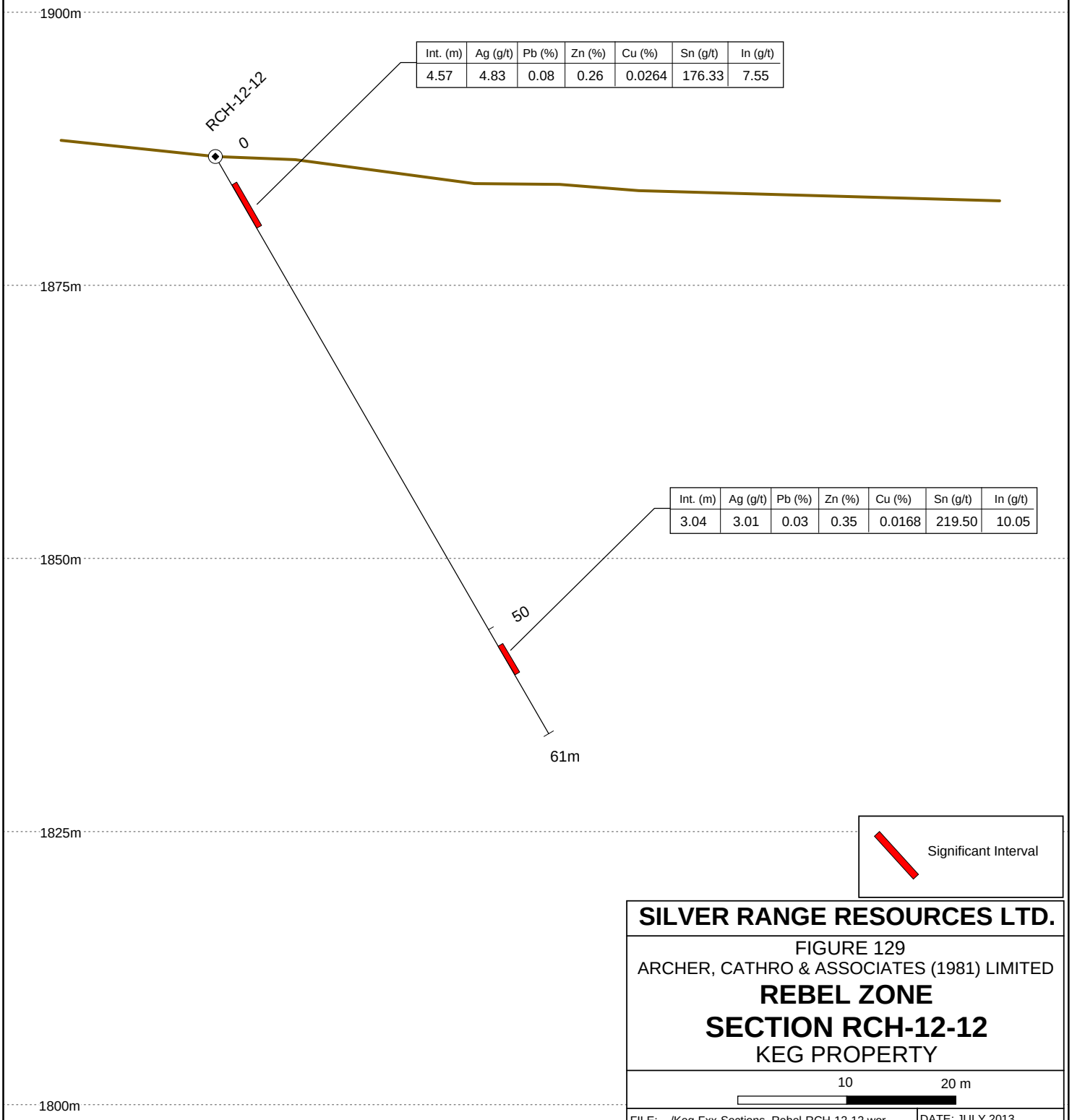

Int. (m)	Ag (g/t)	Pb (%)	Zn (%)	Cu (%)	Sn (g/t)	In (g/t)
4.57	4.83	0.08	0.26	0.0264	176.33	7.55

Int. (m)	Ag (g/t)	Pb (%)	Zn (%)	Cu (%)	Sn (g/t)	In (g/t)
3.04	3.01	0.03	0.35	0.0168	219.50	10.05

Significant Interval

SILVER RANGE RESOURCES LTD.

FIGURE 129

ARCHER, CATHRO & ASSOCIATES (1981) LIMITED

REBEL ZONE

SECTION RCH-12-12

KEG PROPERTY

10 20 m

FILE: .../Keg-Fxx-Sections_Rebel-RCH-12-12.wor

DATE: JULY 2013

W

SECTION RCH-12-18

Looking N

E



Int. (m)	Ag (g/t)	Pb (%)	Zn (%)	Cu (%)	Sn (g/t)	In (g/t)
1.52	34.50	2.12	1.37	0.0695	178.00	4.41

Int. (m)	Ag (g/t)	Pb (%)	Zn (%)	Cu (%)	Sn (g/t)	In (g/t)
1.52	7.35	0.11	1.46	0.0668	182.00	3.40

Significant Interval

SILVER RANGE RESOURCES LTD.

FIGURE130

ARCHER, CATHRO & ASSOCIATES (1981) LIMITED

REBEL ZONE

SECTION RCH-12-18

KEG PROPERTY

10 20 m

FILE: .../Keg-Fxx-Sections_Rebel-RCH-12-18.wor

DATE: JULY 2013

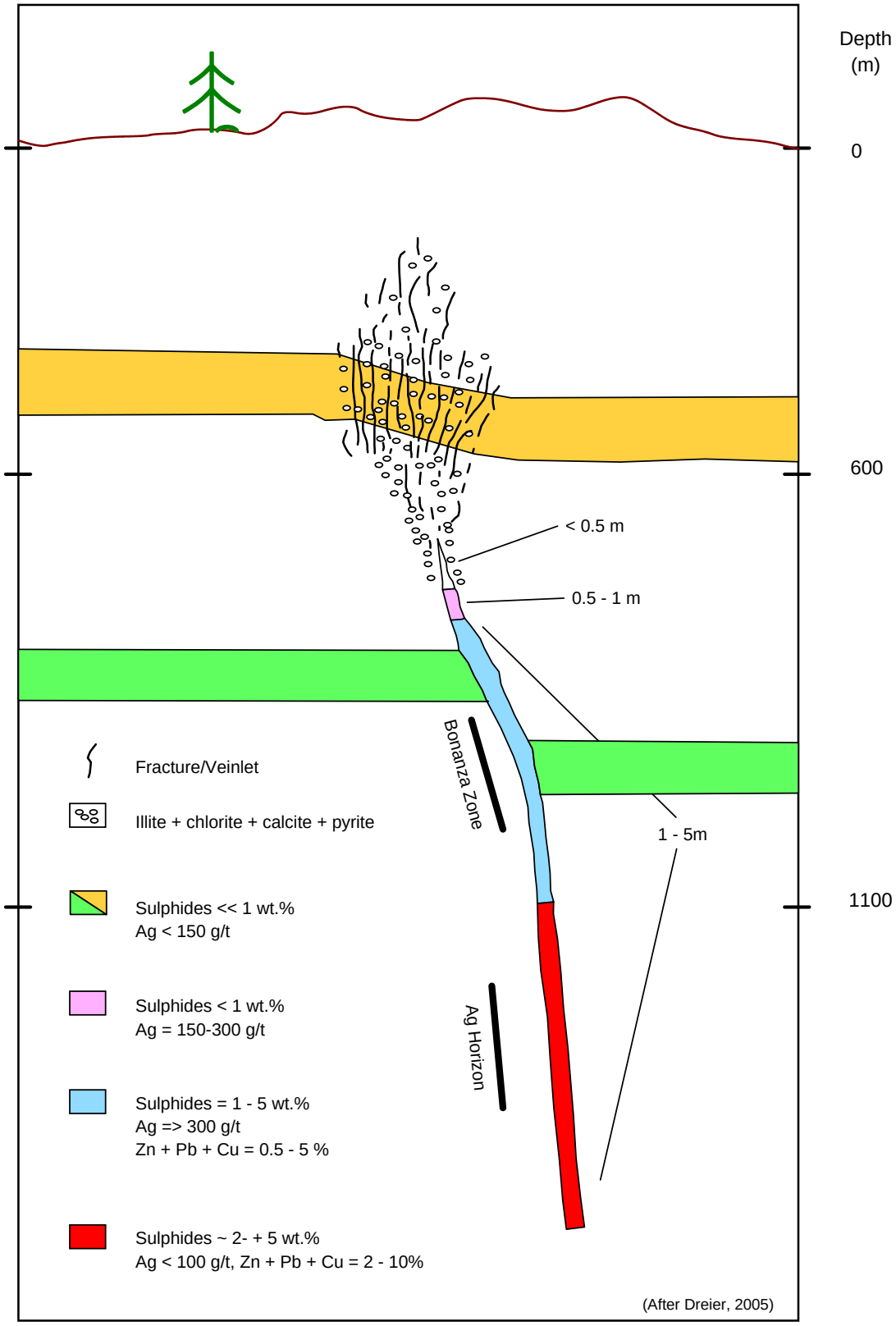

SILVER RANGE RESOURCES LTD.

FIGURE 131

ARCHER, CATHRO & ASSOCIATES (1981) LIMITED

EPITHERMAL VEIN MODEL

KEG PROPERTY

FILE: .../Keg/Figures/Keg-Fxx-EpithermalVeinModel.wor | DATE: JULY 2013

APPENDIX I

STATEMENT OF QUALIFICATIONS

STATEMENT OF QUALIFICATIONS

I, Matthew R. Dumala, geological engineer, with business addresses in Vancouver, British Columbia and Whitehorse, Yukon Territory and residential address in Burnaby, British Columbia, do hereby certify that:

1. I graduated from the University of British Columbia in 2002 with a B.A.Sc in Geological Engineering, Option l, mineral and fuel exploration.

2. I registered as a Professional Engineer in the Province of British Columbia on November 14, 2008 (License Number 32783).

3. From 2003 to present, I have been actively engaged in mineral exploration in the Yukon Territory.

4. I have personally participated in the fieldwork reported herein.

Matthew R. Dumala, P.Eng.

APPENDIX II

STATEMENT OF EXPENDITURES

Statement of Expenditures
Keg – Group 1
Keg 1-11, 20-31, 40-105, 110-267, 364-375, 450-493,
676-681, 1173-1332, 1339-1349, 1585-1804 Mineral Claims
February 13, 2013

Contract Diamond Drilling

Top Rank Diamond Drilling Inc.	$323,020.86

Statement of Expenditures
Keg Group 2
Keg 12-19, 32-39, 106-109, 570-675, 682-893, 1018-1172,
1549-1560, 2271-2403, Ku 741-808 and Fub 1-44 Mineral Claims
February 13, 2013

Contract Diamond Drilling

Top Rank Diamond Drilling Ltd.	$305,136.34
Trans North Helicopters - helicopter support	35,378.07
Total	$340,514.41

Statement of Expenditures
Keg Group 3
Keg 1561-1584, 1931-2270 & Tay 1-314 Mineral Claims
February 22, 2013

Labour

D. Eaton (geologist) July 2012 – 2 days @ $1,000/day	$ 2,240.00
M. Dumala (geologist) July 2012 – 5 days @ $765/day	4,284.00
C. Chung (geologist) July 2012 – 2 days @ $697/day	1,561.28
R. Cobbett (geologist) July 2012 – 3 days @ $697/day	2,341.92
M. Kammerer (geologist) July 2012 – 8 days @ $578/day	5,178.88
J. Builder (field assistant) July 2012 – 1 day @ $552.50/day	618.80
J. Dampier (field assistant) July 2012 – 1 day @ $510/day	571.20
N. Phillips (field assistant) June 2012 – 1 day @ $510/day	571.20
B. Turner (field assistant) July 2012 – 1 day @ $510/day	571.20
C. Butz (field assistant) July 2012 – 4 days @ $493/day	2,208.64
L. Tan (field assistant) June 2012 – 3 days @ $493/day	1,656.48
N. Maksymchak (field assistant) July 2012 – 7 days @ $374/day	2,932.16
T. Bell (field assistant) July 2012 – 1 day @ $357/day	399.84
A. Giroux (field assistant) July 2012 – 2 days @ $357/day	799.68
R. Dean (field assistant) July 2012 – 2 days @ $357/day	799.68
S. Thomson (field assistant) July 2012 – 8 days @ $357/day	3,198.72
J. Macaulay (field assistant) July 2012 – 6 days @ $340/day	2,284.80
A. Tuzlak (field assistant) July 2012 – 1 day @ $340/day	380.80
S. Kammerer (field assistant) July 2012 – 6 days @ $336/day	2,257.92
	34,857.20

Expenses (including management fee)

Field room and board – 160 mandays @ $185/manday	35,804.16
Beaudoin Diamond Drilling Ltd.	18,741.16
Trans North Helicopters	49,449.02
North Track Exploration	5,000.22
15317 Yukon Inc.	31,189.54
ALS Chemex	58,275.98
J. Gibson Environmental with helicopter support - pro rated	44,360.62
	242,820.70

Total	$277,677.90

Statement of Expenditures
Keg Group 4
Reb 1-179, Hot 1, Tap 1-194, Keg 1341-1548,
An 1-3, 8-13, 44-105 and 110-113 Mineral Claims
February 5, 2013

Labour

A. Mitchell (geologist) August 7 to 29, 2012 – 23 days @ $595/day	$ 15,327.20
plus field room and board – 23 mandays @ $180/manday.	5,007.74
	20,334.94

Expenses (including management fee)

Midnight Sun Drilling Inc. – reverse circulation drilling	154,760.05
plus Trans North Helicopters mob & demob	30,559.28
Drill crew field room and board – 51 mandays @ $180/manday	11,104.13
J. Gibson Environmental Consulting	
for environmental permitting – March & May surveys	7,078.57
plus Trans North Helicopters 206 support	11,857.13
Laberge Environmental Services	
for environmental permitting – February 2012 pro rated	2,097.12
plus Trans North Helicopters 206 support	1,655.23
SGS Canada Inc. – metallurgical testing on composites from	
all drill holes for economic assessment	22,051.01
EBA Engineering air photos interpretation for future road	
surveys pro rated	17,336.95
	258,499.47

Total	$278,834.41

Statement of Expenditures
Keg - Group 5
Vat 1-484, JRV 6, 8, 10, 12, 20-24, 41-44 and Snap 1-157 Mineral Claims
February 13, 2013

Contract Diamond Drilling

Platinum Diamond Drilling Inc.	$302,690.80

Statement of Expenditures
Keg Group 6
Keg 268-363, 376-449, 494-569,
894-1017, 1805-1930 and 2404 Mineral Claims
February 21, 2013

Labour

D. Eaton (geologist) June to August 2012 - 2 days @ $1,000/day	$ 2,240.00
M. Dumala (geologist) June to August 2012- 3 days @ $765/day	2,570.40
R. Cobbett (geologist) June 2012 – 5 days @ $697/day	3,903.20
M. Kammerer (geologist) June to August 2012 – 5 days @ $578/day	3,236.80
J. Dampier (field assistant) July 2012 – 1 day @ $510/day	571.20
N. Phillips (field assistant) June 2012 – 1 day @ $510/day	571.20
B. Turner (field assistant) August 2012 – 1 day @ $357/day	399.84
T. Bell (field assistant) July 2012 – 1 day @ $340/day	380.80
A. Tuzlak (field assistant) July 2012 – 1 day @ $340/day	380.80
S. Kammerer (field assistant) June to August 2012 – 7 days @ $336/day	2,634.24
B. Hunt (cook) June to August 2012 – 5 days @ $680/day	3,808.00
J. Gladish (cook) June to July 2012 – 10 days @ $391/day	4,379.20
	25,075.68

Expenses (including management fee)

Field room and board – 55 mandays @ $185/manday	12,307.68
Trans North Helicopter	36,059.54
North Track Exploration– pro rated	9,030.43
Underhill Geomatics with helicopter support – pro rated	19,507.49
ALS Chemex	54,608.45
J. Gibson Environmental with helicopter support - pro rated	44,360.62
Laberge Environmental - pro rated	6,253.93
	182,128.14

Total	$207,203.82

Statement of Expenditures
Keg Group 7
Ku 1-680 Mineral Claims
February 21, 2013

Labour

D. Eaton (geologist) June 2012 – 2 days @ $1,000/day	$ 2,240.00
M. Dumala (geologist) June 2012 – 3 days @ $765/day	2,570.40
R. Cobbett (geologist) June 2012 – 1 day @ $697/day	780.64
M. Kammerer (geologist) June 2012 – 14 days @ $578/day	9,063.04
J. Builder (field assistant) July 2012 – 1 day @ $552.50/day	618.80
S. Thomson (field assistant) June 2012 – 7 days @ $357/day	2,798.88
S. Kammerer (field assistant) June 2012 – 14 days @ $336/day	5,268.48
J. Gladish (cook) June 2012 – 6 days @ $391/day	2,627.52
	25,967.76

Expenses (including management fee)

Field room and board – 132 mandays @ $185/manday	29,538.43
Beaudoin Diamond Drilling Ltd.	16,567.21
Trans North Helicopters	97,647.04
ALS Chemex	49,233.73
	192,986.41

Total	$218,954.17

APPENDIX III

ROCK SAMPLE DESCRIPTIONS

Rock Sample Descriptions

Project: Keg Zone: Page ___ of ___

Sample #	Grid East	E	Grid North	N	Type		Sample kept		Geochem Results	
676112	UTM: 581826	E	UTM: 6946236	N	Sample Width:	10 cm	Photo taken:	yes	Ag	ppm
Sampler:	Elevation: 1340	m			Dimension:	10x5m			Au	ppm
D. Coolidge	Comments:									ppm
Date:										ppm
6/18/2012	Cherty, weakly siliceous siltstone. Green-brown to biege weathering. From a 10x5m weak "kill zone" trending NW. Cross cutting fractures: F1 140/70; F2 216/76. 1cm clear qtz vnlts, 1-2% diss Py; trace chalcopyrite. Weak manganese on fractures.									ppm

Sample #	Grid East	E	Grid North	N	Type		Sample kept		Geochem Results	
676113	UTM: 581816	E	UTM: 6946234	N	Sample Width:	cm	Photo taken	no	Ag	ppm
Sampler:	Elevation:	m			Dimension:	2x 3 m				ppm
D. Coolidge										ppm
Date:										ppm
6/18/2012	Bleached-buff-rusty-orange weatherd cherty siltstone. 0.5-1% fig pyrite in siliceous fracture filled veinlets. Weak manganese.									ppm

Sample #	Grid East	E	Grid North	N	Type		Sample kept		Geochem Results	
676114	UTM: 581669	E	UTM: 6946267	N	Sample Width:	20x15x10cm cm	Photo taken	yes	Ag	ppm
Sampler:	Elevation: 1355	m			Dimension:					ppm
D. Coolidge	Comments:									ppm
Date:										ppm
6/18/2012	From anomalous soil site # ZZ11557. Weakly fractured, siliceous light grey to clear, sugary textured quartzite. No visible sulphides or oxides. Located at margin of tree covered swampy area; perma frost depth 15cm below moss.									ppm

Sample #	Grid East	E	Grid North	N	Type		Sample kept		Geochem Results	
676115	UTM: 581673	E	UTM: 6946247	N	Sample Width:	10 cm	Photo taken	no	Ag	ppm
Sampler:	Elevation:	m			Dimension:	10x20 cm				ppm
D. Coolidge	Comments:									ppm
Date:										ppm
6/18/2012	Light grey to clear, sugary textured quartzite. Rusty orange limonite on fractures, weak manganese on fractures. Weak fracture fill limonite and silica on weathered face. Weak light green scorodite?									ppm

Sample #	Grid East	E	Grid North	N	Type		Sample kept		Geochem Results	
676116	UTM: 581692	E	UTM: 6946246	N	Sample Width:	10 cm	Photo taken	no	Ag	ppm
Sampler:	Elevation:	m			Dimension:	30x30cm				ppm
D. Coolidge	Comments:									ppm
Date:										ppm
6/19/2012	Taken 20m east of 676115. Siliceous siltstone At or near the contact with quartzite. 3% vfg pyrite disseminated (?) and on fracture faces. Yellow-orange limonite on fractures, weakly foliated. Taken from two blocky 20cm3 pieces of subcrop.									ppm

Sample #	Grid East	E	Grid North	N	Type		Sample kept		Geochem Results	
676117	UTM: 581694	E	UTM: 6946244	N	Sample Width:	0.5cm cm	Photo taken	yes	Ag	ppm
Sampler:	Elevation: 1345	m			Dimension:	10x15cm				ppm
D. Coolidge	Comments:									ppm
Date:										ppm
6/19/2012	Semi massive medium grained galena and smithsonite coating on weathered fracture face of dark grey-black siliceous siltstone. Attitude of fracture with galena ~ 322/66. Taken from a 30 x 40 cm exposed blocky tulus or subcrop on a NE facing rill / bench. Mineralization is limitted to fracture face.									ppm

Rock Sample Descriptions

Project: Keg Zone: Page ___ of ___

Sample #	Grid East	E	Grid North	N	Type		Sample kept	yes	Geochem Results	
676118	UTM:	581694 E	UTM:	6942246 N	Sample Width:	10 cm	Photo taken:	no	Ag	ppm
Sampler:	Elevation:	1347 m			Dimension:	10x20cm				ppm
D. Coolidge	Comments:									ppm
Date:	From siliceous subcrop at contact zone with siltstone and quartzite. Siliceous, light grey-white with orange-yellow-green limonite. Drusy to vuggy textured silica veinlets with a trace fine grained silver colored sulphide. Taken 0.3m lower and west of previous sample.									ppm
6/19/2012										ppm

Sample #	Grid East	E	Grid North	N	Type		Sample kept	yes	Geochem Results	
676119	UTM:	581669 E	UTM:	6946247 N	Sample Width:	10 cm	Photo taken	no	Ag	ppm
Sampler:	Elevation:	1342 m			Dimension:					ppm
D. Coolidge										ppm
Date:	Siliceous light grey siltstone with sparse siliceous vugs and hairline veinlets. Orange-yellow limonite on fractures (340/90) Trace to 0.5% vfg pyrite, blebs and disseminated.									ppm
6/19/2012										ppm

Sample #	Grid East	E	Grid North	N	Type	Chip	Sample kept	yes	Geochem Results	
676120	UTM:	581669 E	UTM:	6946258 N	Sample Width:	100 cm	Photo taken	no	Ag	ppm
Sampler:	Elevation:	1341 m			Dimension:					ppm
D. Coolidge	Comments:									ppm
Date:	Sampled from a light grey, sugary textured quartzite with weak orange-yellow limonite on fractures. Fine grained drusy quartz on some fracture faces. Joint set 350/ 90. No sulphides were observed.									ppm
6/19/2012										ppm

Sample #	Grid East	E	Grid North	N	Type	Chip	Sample kept	yes	Geochem Results	
676121	UTM:	581670 E	UTM:	6946255 N	Sample Width:	100 cm	Photo taken		Ag	ppm
Sampler:	Elevation:	1341 m			Dimension:					ppm
D. Coolidge										ppm
Date:										ppm
6/19/2012	Taken on line immediately east of previous sample. Quartzite with weak orange- yellow limonite on fractures.									ppm

Sample #	Grid East	E	Grid North	N	Type	chip	Sample kept	yes	Geochem Results	
676122	UTM:	581671 E	UTM:	6946256 N	Sample Width:	75 cm	Photo taken		Ag	ppm
Sampler:	Elevation:	1341 m			Dimension:					ppm
D. Coolidge	Comments:									ppm
Date:	Eastern most sample on chip line; ends at outcrop limit of light grey quartzite outcrop above anomalous soil sample ZZ11557. Brown-yellow limonite on fractures.									ppm
6/19/2012										ppm

Sample #	Grid East	E	Grid North	N	Type		Sample kept	yes	Geochem Results	
676123	UTM:	598701 E	UTM:	6937856 N	Sample Width:	Grab cm	Photo taken	no	Ag	ppm
Sampler:	Elevation:	1305 m			Dimension:	0.5x .25m				ppm
D. Coolidge	Comments:									ppm
Date:										ppm
6/20/2012	Foliated dark black shale. Fine grained pyrite;, arsenopyrite? Occurs on 1mm siliceous stringers discordant to bedding.									ppm

Rock Sample Descriptions

Project: Keg Zone: Page ___ of ___

Sample #	Grid East	E	Grid North	N	Type:		Sample kept	yes	Geochem Results	
676124	UTM:	598705 E	UTM:	6937854 N	Sample Width:	cm	Photo taken	no	Ag	ppm
Sampler:	Elevation:	m			Dimension:					ppm
D. Coolidge	Comments:									ppm
Date:										ppm
6/20/2012										ppm

Bedded, foliated dark shale. Strong orange-yellow limonite on fractures and weathered surfaces. Contains 1mm fracture filled silica veinlets (185/90) with a trace of chalcopyrite, 1-2% fine grained arsenopyrite, and 1% pyrite. Outcrop on north facing slope with sparse buck brush.

Sample #	Grid East	E	Grid North	N	Type:		Sample kept	yes	Geochem Results	
676125	UTM:	598687 E	UTM:	6937866 N	Sample Width:	cm	Photo taken	no	Ag	ppm
Sampler:	Elevation:	1300 m			Dimension:	10x25cm talus				ppm
D. Coolidge	Comments:									ppm
Date:										ppm
6/20/2012										ppm

Blocky light grey chert from a 35 degree north facing, talus slope. Strong orange-red oxide on weathered and fracture faces. Contains1-2 % fg disseminated pyrite, 0.5 % pyrrhotite in < 0. 5mm veinlets. Weak silica alteration in Pyrrhotite veinlets.

Sample #	Grid East	E	Grid North	N	Type:		Sample kept	yes	Geochem Results	
676126	UTM:	581659 E	UTM:	6946218 N	Sample Width:	8 cm	Photo taken	yes	Ag	ppm
Sampler:	Elevation:	1364 m			Dimension:					ppm
D. Coolidge	Comments:									ppm
Date:										ppm
6/21/2012										ppm

Taken from sulphide vein in "Trench-2". Contains 30% fine grained scorodite crystals and up 70% arsenopyrite. Weathered surface of vein is rust-orange. Surrounding material proximal to vein is also red-orange in colour and forms a distinctive marker in soil when trenching. Wall rock to vein is shattered, strongly fractured grey to dark grey chert. Attitude of sulphide vein is 035/75 SE.

Sample #	Grid East	E	Grid North	N	Type:		Sample kept	yes	ochem Results	
676127	UTM:	581650 E	UTM:	6946205 N	Sample Width:	5-Jan cm	Photo taken	yes	Ag	ppm
Sampler:	Elevation:	1361 m			Dimension:					ppm
D. Coolidge	Comments:									ppm
Date:										ppm
6/21/2012										ppm

Sampled from the SW end of "Trench-1". Massive sulphide vein material. Vein consists of rubbly fist size pieces of massive sulphide consisting of arseonpyrite, galena, and scorodite. Resembles a sulphide breccia (?) and contains minute vugs and cavities in some sections. Weathered surface is extremely rough, hackly and vuggy with brown to white oxide coatings.

Sample #	Grid East	E	Grid North	N	Type:		Sample kept	yes	Geochem Results	
676128	UTM:	581679 E	UTM:	6946258 N	Sample Width:	cm	Photo taken	no	Ag	ppm
Sampler:	Elevation:	1342 m			Dimension:	15x20cm				ppm
D. Coolidge	Comments:									ppm
Date:										ppm
6/21/2012										ppm

Quartzite with sugary texture. Weak to medium yellow-green scorodite and orange limonite on fracture faces. Weak silica alteration consisting of drusy, open spaced cavities to <0.5 mm hairline white silica veinlets. Joint set 190/90; 334/90. Taken from base of discontinuous outcrop bench.

Sample #	Grid East	E	Grid North	N	Type:		Sample kept	yes	Geochem Results	
676129	UTM:	581681 E	UTM:	6946255 N	Sample Width:	cm	Photo taken	no	Ag	ppm

Rock Sample Descriptions **Project:** Keg Zone: Page ___ of ___

Sampler: D. Coolidge

Date: 6/21/2012

Elevation: 1337 m

Dimension:

Comments:

From quartzite outcrop: fine grained, dark grey . Weak to moderate scorodite on joints and fractures, contains <0.5mm white silica veinlets with 1% pyrite and ~ 2% medium grained, disseminated pyrite throughout. Vuggy, drusy sections with dark silica alteration, < 0.5 cm widths.

ppm

ppm

ppm

ppm

Rock Sample Descriptions

Project: Keg Zone: Page ___ of ___

Sample #	Grid East	E	Grid North	N	Type	Sample kept	Geochem Results
676130	UTM: 598347	E	UTM: 6937542	N	Type: grab	Sample kept: yes	Ag ppm
Sampler: D. Coolidge	Elevation: 1381 m				Sample Width: cm	Photo taken: no	ppm
Date: 6/22/2012	Comments:				Dimension:		ppm
							ppm
							ppm
							ppm

Taken from the north edge of a moderately fractured, light grey chert outcrop approximately 100m E-W x 25m vertical in size. Moderate rust and weak manganese on weathered surface. Moderately fractured with pronounced joint set 030/90. Trace of arseonpyrite, 0.5% pyrrhotite/ pyrite. Weak yellow- green oxide (scorodite?) on fractures.

Sample #	Grid East	E	Grid North	N	Type	Sample kept	Geochem Results
676131	UTM: 598093	E	UTM: 6937688	N	Type: Float	Sample kept: yes	Ag ppm
Sampler: D. Coolidge	Elevation: 1343 m				Sample Width: cm	Photo taken: no	ppm
Date: 6/22/2012	Comments:				Dimension: 15x10x10cm		ppm
							ppm
							ppm
							ppm

Medium to dark grey siltstone with strong silica flooding of 1 to1.5cm veinlets. Weak orange limonite on fracture faces. Medium grained quartz and siliceous hairline fractures. Trace of silver coloured vfg disseminated sulphide. Angular piece.

Sample #	Grid East	E	Grid North	N	Type	Sample kept	Geochem Results
676132	UTM: 598089	E	UTM: 6937658	N	Type: Float	Sample kept: yes	Ag ppm
Sampler: D. Coolidge	Elevation: 1351 m				Sample Width: cm	Photo taken: yes	ppm
Date: 6/22/2012	Comments:				Dimension: 20x20x15cm		ppm
							ppm
							ppm
							ppm

Fine grained, dark black siltstone, with intense micro quartz stock work with leached pyrite cubes. Minor orange-yellow limonite on fresh fractures. Tightly laced stock work with 0.5 mm veinlets or smaller.

Sample #	Grid East	E	Grid North	N	Type	Sample kept	Geochem Results
676133	UTM: 597966	E	UTM: 6937511	N	Type:	Sample kept: yes	Ag ppm
Sampler: D. Coolidge	Elevation: 1431 m				Sample Width: cm	Photo taken: no	ppm
Date: 6/22/2012	Comments:				Dimension:		ppm
							ppm
							ppm
							ppm

Orange- brown moderately to strongly oxidized and weak argillic alteration with dull earthy texture on weathered surface. Light grey very fine grained, altered chert. Blocky, partially buried subcrop boulder from talus under talus bank. Abundant chert in the immediate area. Taken on SE side of NE trending talus chute, immediately above anomalous Ag in soil site # CC89941.

Sample #	Grid East	E	Grid North	N	Type	Sample kept	Geochem Results
676134	UTM: 598819	E	UTM: 6937780	N	Type: grab	Sample kept: yes	Ag ppm
Sampler: D. Coolidge	Elevation: 1323 m				Sample Width: 20cm cm	Photo taken: no	ppm
Date: 6/23/2012	Comments:				5x2m outcrop		ppm
							ppm
							ppm
							ppm

Orange-red weak gossanous weathering, as well as orange-red oxide on fractures. Light to dark grey chert with 1% silver pyrite on some fractures. Located on a 30 degree north facing slope.

Sample #	Grid East	E	Grid North	N	Type	Sample kept	Geochem Results
676135	UTM: 598687	E	UTM: 6937912	N	Type: grab	Sample kept: yes	Ag ppm
					Sample Width: 5cm cm	Photo taken: yes	

Rock Sample Descriptions **Project:** Keg Zone: Page ___ of ___

Sampler: D. Coolidge

Date: 6/23/2012

Elevation: 1265 m

Comments:

Dimension: 0.4x0.3x0.4m

From a 3-4 cm wide fault (?) with attitude of 208/74 SE. Contains a 4cm wide arsenopyrite, silica vein with minor scorodite and 3-4% arseonpyrite. Hosted in medium grey, fine grained siliceous siltstone. From open north slope with anomalous Ag in soil samples.

ppm
ppm
ppm
ppm

Rock Sample Descriptions

Project: Keg Zone: Page ___ of ___

Sample #	Grid East	E	Grid North	N	Type:	Sample kept	yes	Geochem Results
676136	UTM: 598611	E	UTM: 6937951	N	Sample Width: cm	Photo taken	no	Ag ppm
Sampler:	Elevation: 1248	m			Dimension: 10x5x4cm			ppm
D. Coolidge	Comments:							ppm
Date:	Dark brown-green weathered limonite. Siliceous grey to white quartz vein with 3-5% coarse, brassy pyrite with reddish hue/ tinge; 0.5 % fine grained blebs of galena, 1% flecks Arsenopyrite and 0.5%. vfg, black sphalerite. Partially buried in a 0.5 to1m wide N-S trending, deeply incised gully/ dry splay to creek below.							ppm
6/23/2012								ppm
								ppm

Sample #	Grid East	E	Grid North	N	Type: Float	Sample kept	yes	Geochem Results
676137	UTM: 598610	E	UTM: 6937949	N	Sample Width: cm	Photo taken	no	Ag ppm
Sampler:	Elevation: 1248	m			Dimension:			ppm
D. Coolidge								ppm
Date:	Blocky talus chunk partially buried in bank 1.5m above previous sample. Yellow brown weathered surface. Strong yellow green coating on fractures: scorodite? Light to medium, grey chert with strong vfg disseminated mineralization- light sliver vitreous lustre: arseonpyrite?							ppm
6/23/2012								ppm
								ppm

Sample #	Grid East	E	Grid North	N	Type: Grab: talus block	Sample kept	yes	Geochem Results
676138	UTM: 576747	E	UTM: 6949639	N	Sample Width: cm	Photo taken	no	Ag ppm
Sampler:	Elevation: 1582	m			Dimension: 20x25x35			ppm
D. Coolidge	Comments:							ppm
Date:	Mineralized talus block at soil site with anomalous Ag. Medium grey fine grained, strongly siliceous siltstone? Fracture controlled mineralization consists of vfg black sphalerite, pyrrhotite and galena ~ 2-3% combined sulphides make a very thin coating on fracture faces. Weak fabric in surrounding talus. Located on steep E/NE facing slope.							ppm
6/24/2012								ppm
								ppm

Sample #	Grid East	E	Grid North	N	Type:	Sample kept	yes	Geochem Results
676139	UTM: 576729	E	UTM: 6949702	N	Sample Width: cm	Photo taken	no	Ag ppm
Sampler:	Elevation: 1589	m			Dimension: 30x40x75cm			ppm
D. Coolidge	Comments:							ppm
Date:	From gossanous talus. Yellow-orange manganese coating of moderate intensity. White-grey, porous and vuggy sections, on mm scale, with leached sulphides. Light grey very fined grained siliceous sediment with weak to moderate foliation.							ppm
6/24/2012								ppm
								ppm

Sample #	Grid East	E	Grid North	N	Type: Composite	Sample kept	yes	Geochem Results
676140	UTM: 576526	E	UTM: 6949862	N	Sample Width: 500 cm	Photo taken	no	Ag ppm
Sampler:	Elevation: 1628	m			Dimension: 5mx 1m area in talus			ppm
D. Coolidge	Comments:							ppm
Date:	Taken above soil site "DD029036" with anomalous Ag. Dark grey to black vfg siltstone with trace to 05.% pyrite and pyrrhotite, orange-yellow limonite occurs on some fracture faces and moderate orange-red- manganese oxide on weathered surfaces.							ppm
6/24/2012								ppm
								ppm

Sample #	Grid East	E	Grid North	N	Type:	Sample kept	yes	Geochem Results
676141	UTM: 576487	E	UTM: 6950010	N	Sample Width: cm	Photo taken	no	Ag ppm

Rock Sample Descriptions **Project:** Keg Zone: Page ___ of ___

Sampler: D. Coolidge

Date: 6/24/2012

Elevation: m

Dimension:

Comments:

Follow up on soil site "DD027606". Moderate orange-red oxide. Very sparsely mineralized, light grey, fine grained siliceous siltstone in blocky talus. Patchy silica alteration with trace amounts of pyrite, trace of chalcopyrite in fg blebs. Located 1-2m above soil site on a steep NW facing talus and moss covered alpine slope.

ppm

ppm

ppm

ppm

Rock Sample Descriptions

Project: Keg Zone: Page ___ of ___

Sample #	Grid East	E	Grid North	N	Type	Sample kept	Geochem Results
676142	UTM: 576153	E	UTM: 6949772	N	Vien detitrus in talus	yes	Ag ppm
Sampler:	Elevation: 1695	m			Sample Width: 6 cm	Photo taken yes	ppm
D. Coolidge	Comments:				Dimension:		ppm
Date:	White, coarse grained, brittle quartz vein with 2-3% clustered to zoned arsenopyrite and weak scorodite. Also contains 0.5 % hairline, ascicular needles of Stibnite. Hosted in blocky granodiorite talus at the contact margin with a fg, dark siliceous sediment. Quartz vein detritus trends 300 degrees for ~ 4 meters and then bends NE at 060 for an additional ~10m along the contact margin.						ppm
6/25/2012							ppm
							ppm

Sample #	Grid East	E	Grid North	N	Type	Sample kept	Geochem Results
676143	UTM: 576153	E	UTM: 6949776	N	Vein detritus in talus	yes	Ag ppm
Sampler:	Elevation: 1694	m			Sample Width: 15 cm	Photo taken no	ppm
D. Coolidge	Comments:				Dimension:		ppm
Date:	Broken quartz vein detritus in blocky talus 1.5 m along trend (SE) from previous sample. 20 x 25 x 15 cm thick block of white coarse grained to drusy textured quartz. Contains a 1cm wide semi massive arsenopyrite vein with weak scorodite along the vein margins. Also hosts 10% disseminated clusters of arsenopyrite, blebs vfg black sphalerite on opposite side of vein to semi massive mineralization. Zoned, darker 0.1x 3 cm zebra stripes of darker silica or mineral also on fresh fracture face.						ppm
6/25/2012							ppm
							ppm

Sample #	Grid East	E	Grid North	N	Type	Sample kept	Geochem Results
676144	UTM: 576153	E	UTM: 6949776	N	quartz vein detritus	yes	Ag ppm
Sampler:	Elevation: 1698	m			Sample Width: 5 cm	Photo taken yes	ppm
D. Coolidge	Comments:				Dimension:		ppm
Date:	~1m further SE along trend of mineralized quartz detritus from previous sample. Vein material narrows to 5 cm in thickness. Mineralized with 20% zoned, semi massive, coarse grained arsenopyrite parallel to the strike of vein. White coarse grained quartz with weak scorodite staining.						ppm
6/25/2012							ppm
							ppm

Sample #	Grid East	E	Grid North	N	Type	Sample kept	Geochem Results
676145	UTM: 576154	E	UTM: 6949775	N	quartz vein detritus	yes	Ag ppm
Sampler:	Elevation: 1697	m			Sample Width: 8 cm	Photo taken no	ppm
D. Coolidge	Comments:				Dimension:		ppm
Date:	new trend of 060 degrees. Brittle quartz with coarse drusy crystals, mostly white with greenish scorodite staining. Zoned arsenopyrite from 5 to10% and 1-2% fg blebs of galena. Also proximal to sample material is a coarse grained to sugary, siliceous and darker quartz vein material but poorly mineralized. Multi phase veining? or differentiation of quartz with in the same vein?? Sample is ~ 4m along trend (120 degrees) from first sample 676142 in this detritus zone.						ppm
6/25/2012							ppm
							ppm

Sample #	Grid East	E	Grid North	N	Type	Sample kept	Geochem Results
676146	UTM: 576163	E	UTM: 6949777	N	quartz vein detritus	yes	Ag ppm
Sampler:	Elevation: 1700	m			Sample Width: 4 cm	Photo taken no	ppm
D. Coolidge	Comments:				Dimension:		ppm
Date:	white-grey quartz vein varying from drusy to banded textures. Dark 0.5 mm thick grey-black bands running parallel to vein strike. Also contains drusy cavities 0.5 mm x 15 mm. Trace to 0.5% vfg silver black sulphide. Trend of this portion of vein is 060 uphill and hosted in dark grey siliceous sediments, with strong orange-red oxide.						ppm
6/25/2012							ppm
							ppm

Sample #	Grid East	E	Grid North	N	Type	Sample kept	Geochem Results
676147	UTM: 576163	E	UTM: 6949776	N	quartz vein detritus	yes	Ag ppm
					Sample Width: 4 cm	Photo taken no	

Rock Sample Descriptions **Project:** Keg Zone: Page ___ of ___

Sampler: D. Coolidge

Date:

Elevation: 1704 m

Comments:

Dimension:

Located along trend of vein material (060 degrees) and 1.5 m up slope from previous sample. Grey-white medium grained to drusy texture. Granualr looking quartz with distinct 1mm black banding and patchy blebs of 1% minute steel grey sulphide.

	ppm
	ppm
	ppm
	ppm

Rock Sample Descriptions

Project: Keg Zone: Page ___ of ___

Sample #	Grid East		Grid North		Type		Sample kept		Geochem Results	
676148	UTM:	576165 E	UTM:	6949777 N	Sample Width:	10 cm	Photo taken	no	Ag	ppm
Sampler:	Elevation:	1705 m			Dimension:	10x25x35cm				ppm
D. Coolidge	Comments:	Angular block dug out of talus. White crystalline quartz with brown weathered surface. Moderate to strong scorodite on fresh fractures. Up to 20% arsenopyrite but averages around 5% of fairly coarse grained arseno in clusters or situated in semi massive sulphide veinlets 0.5-1cm thick. Trace of fg galena? Excavated from upper extent of vein exposure in talus and talus chip overburden. Terminates/ pinches??								ppm
Date:										ppm
8/25/2012										ppm

Sample #	Grid East		Grid North		Type		Sample kept		Geochem Results	
676149	UTM:	575751 E	UTM:	6949750 N	Sample Width:	5 cm	Photo taken	no	Ag	ppm
Sampler:	Elevation:	1684 m			Dimension:	5cm x 8cm x 15cm				ppm
D. Coolidge	Comments:									ppm
Date:		quartz vein with light grey fg granular sed attached as wall rock. Arsenopyrite veinlets or zoned clusters ranging from 15-20%. Arseno veinlets appear to run parallel to the strike of the vein. Weak scorodite occurs on freshly broken surfaces.								ppm
6/26/2012										ppm

Sample #	Grid East		Grid North		Type		Sample kept		Geochem Results	
676150	UTM:	575750 E	UTM:	6949750 N	Sample Width:	3-Apr cm	Photo taken	no	Ag	ppm
Sampler:	Elevation:	1685 m			Dimension:	0.5 x0.2m area				ppm
D. Coolidge	Comments:									ppm
Date:		Quartz vein 3-4 cm thick with granodiorite wall rock attached. Abundant quartz in this 0.5 m x 0.2 m area. Contains ~5% arsenopyrite in wispy veinlets with weak scorodite. Arsenopyrite is found along out side margins of drusy, in grown quartz crystals.								ppm
6/26/2012										ppm

Sample #	Grid East		Grid North		Type		Sample kept		Geochem Results	
676151	UTM:	575722 E	UTM:	6949740 N	Sample Width:	6 cm	Photo taken	yes	Ag	ppm
Sampler:	Elevation:	1679 m			Dimension:	35 x 15 x 30 cm				ppm
D. Coolidge	Comments:									ppm
Date:		Quartz vein about 6 cm wide. Moderate yellow green scorodite oxide and scorodite crystals. White-clear to grey quartz containing 10-15% arsenopyrite. Internal fractures in vein material and attached wall rock, run parallel to the strike of the vein. This particular block was partially buried in overburden and moss.								ppm
6/26/2012										ppm

Sample #	Grid East		Grid North		Type		Sample kept		Geochem Results	
676152	UTM:	575720 E	UTM:	6949740 N	Sample Width:	cm	Photo taken	no	Ag	ppm
Sampler:	Elevation:	1682 m			Dimension:					ppm
D. Coolidge	Comments:									ppm
Date:		Medium to dark grey, vfg siliceous sediment with zonation of light mauve to purple hued lenses 3 x5 cm within matrix. Contains 1-2% fg disseminated sulphides and weak dark green chlorite (?) on 0.5 mm fractures. Trace to 0.5 % arsenopyrite in disseminated blebs. Thin orange oxide rind at contact with quartz vein.								ppm
6/26/2012										ppm

Sample #	Grid East		Grid North		Type		Sample kept		Geochem Results	
676153	UTM:	575714 E	UTM:	6949733 N	Sample Width:	8 cm	Photo taken	no	Ag	ppm

Rock Sample Descriptions **Project:** Keg Zone: Page ___ of ___

Sampler: D. Coolidge

Date: 6/26/2012

Elevation: 1675 m

Comments:

Dimension: 8cm x 20cm x 15cm

White quartz with vuggy to drusy textures on weathered surface and a weak yellow oxide. Patchy to localized clusters of ~ 3 % arsenopyrite.

ppm
ppm
ppm
ppm

Rock Sample Descriptions

Project: Keg Zone: Page ___ of ___

Sample #	Grid East	E	Grid North	N	Type	Sample kept	Geochem Results
676154	UTM: 575706	E	UTM: 6949733	N	Type: qtz vein float	Sample kept: yes	Ag ppm
Sampler: D. Coolidge	Elevation: 1677 m				Sample Width: Oct-15 cm	Photo taken: no	ppm
Date: 6/26/2012	1677				Dimension: 10x15x20 cm		ppm
							ppm
							ppm
							ppm

Quartz vein float with one extremely planer face- faint slicks? Moderate orange- red oxide on fresh fractures. Weak yellow green scorodite, 3% arsenopyrite in discontinuous blebs. Found on top surface of moss.

Sample #	Grid East	E	Grid North	N	Type	Sample kept	Geochem Results
676155	UTM: 575750	E	UTM: 6949737	N	Type: qtz vein float	Sample kept: yes	Ag ppm
Sampler: D. Coolidge	Elevation: 1677 m				Sample Width: 8 cm	Photo taken: no	ppm
Date: 6/26/2012	Comments:				Dimension: 1.5m x 0.5m area		ppm
							ppm
							ppm
							ppm

Quartz vein varies from coarse drusy crystals to finer more compact quartz that host 3-4% arsenopyrite and weak scorodite. From open flat area.

Sample #	Grid East	E	Grid North	N	Type	Sample kept	Geochem Results
676156	UTM: 575742	E	UTM: 6949732	N	Type: qtz vein float	Sample kept: yes	Ag ppm
Sampler: D. Coolidge	Elevation: 1672 m				Sample Width: cm	Photo taken: no	ppm
Date: 6/26/2012	Comments:				Dimension:		ppm
							ppm
							ppm
							ppm

Sample comprises of two blocky pieces of qtz vn about 8cm x 12cm x 20 cm in size. White-clear to drusy quartz with weak scorodite and up to 5% coarse grained arsenopyrite. Flat moss covered area.

Sample #	Grid East	E	Grid North	N	Type	Sample kept	Geochem Results
676157	UTM: 575795	E	UTM: 6949678	N	Type: qtz vein float	Sample kept: yes	Ag ppm
Sampler: D. Coolidge	Elevation: 1675 m				Sample Width: 6 cm	Photo taken: no	ppm
Date: 6/26/2012	Comments:				Dimension:		ppm
							ppm
							ppm
							ppm

Three 4 x 5 x 6 cm angular pieces of mineralized quartz taken from a 1.5 m x 0.4 m frost boil. White-clear, crystalline quartz with 3 % clustered to blebby coarse grained arsenopyrite; trace to 0.5 % disseminated blebs of chalcopyrite. Dark blue black, fairly hard mineral with dished face associated with the chalcopyrite.

Sample #	Grid East	E	Grid North	N	Type	Sample kept	Geochem Results
676158	UTM: 575794	E	UTM: 6949698	N	Type: Altered diorite	Sample kept: yes	Ag ppm
Sampler: D. Coolidge	Elevation: 1675 m				Sample Width: 5 cm	Photo taken: no	ppm
Date: 6/26/2012					Dimension: 5x 10 x15cm		ppm
							ppm
							ppm
							ppm

From the same frost boil as previous sample. Pervasive limonite altered diorite- moderately intense orange oxide throughout. Silica flooding and 1.5 cm silica vein with 3-5 % arsenopyrite and 0.5-1.5 % chalcopyrite. Blue-black dished mineral associated with chalcopyrite.

Sample #	Grid East	E	Grid North	N	Type	Sample kept	Geochem Results
676159	UTM: 576084	E	UTM: 6949763	N	Type: qtz vein float	Sample kept: yes	Ag ppm
					Sample Width: 3- 5cm cm	Photo taken: no	

Rock Sample Descriptions **Project:** Keg Zone: Page ___ of ___

Sampler:	Elevation:	m	Dimension:	ppm
D. Coolidge	Comments:			ppm
Date:				ppm
6/26/2012	Tabular to blocky quartz vein material with 3-5 % clustered to zoned arsenopyrite veinlets with moderate scorodite on fresh surfaces. From blocky talus covered knoll facing west.			ppm

Rock Sample Descriptions

Project: Keg Zone: Page ___ of ___

Sample #	Grid East	E	Grid North	N	Type:	Float		Sample kept	yes	Geochem Results	
676160	UTM:	577116 E	UTM:	6949656 N	Sample Width:		6 cm	Photo taken	yes	Ag	ppm
Sampler:	Elevation:	1443 m			Dimension:	fist size					ppm
D. Coolidge	Comments:										ppm
6/27/2012											ppm
											ppm
											ppm

Light grey, intensely carbonate altered rock (calcite). Weak breccia or rounded clastic texture and small minute grey- black fractures with patchy black vfg sulphide? From the centre of a 1m wide steep, dry creek bed draining NW 340 degrees.

Sample #	Grid East	E	Grid North	N	Type:	grab		Sample kept	yes	ochem Results	
676161	UTM:	576849 E	UTM:	6949716 N	Sample Width:		20 cm	Photo taken		Ag	ppm
Sampler:	Elevation:	1494 m			Dimension:						ppm
D. Coolidge											ppm
Date:											ppm
6/27/2012											ppm
											ppm

orange-red gossanous outcrop that forms a bluff above steep N-S trending creek. Sampled material from a section with weakly siliceous, black siltstone with moderate fractures and weak foliation. Silica flooding on some fracture faces that contain very fine grained, smattered to disseminated pyrite, pyrrhotite and trace amount of vfg blebs of chalcopyrite. Area sampled faces SW.

Sample #	Grid East	E	Grid North	N	Type:	grab		Sample kept	yes	Geochem Results	
676162	UTM:	582428 E	UTM:	6949863 N	Sample Width:	10 x 12 cm nodule	cm	Photo taken	yes	Ag	ppm
Sampler:	Elevation:	991 m			Dimension:						ppm
D. Coolidge	Comments:										ppm
Date:											ppm
6/29/2012											ppm
											ppm

From a 10 x 12 cm nodule or augen at waters edge in the nose of a fold. Weak silica and moderate calcite alteration in dark grey, thinly bedded to fissile shale. Contains 3% medium grained pyrite in clear to white silica. Tight folding and deformation was observed in the 25 (L) x 3 (H) m shale exposure located on the south bank of the creek.

Sample #	Grid East	E	Grid North	N	Type:	grab		Sample kept	yes	Geochem Results	
676163	UTM:	582378 E	UTM:	6949920 N	Sample Width:		100 cm	Photo taken	yes	Ag	ppm
Sampler:	Elevation:	988 m			Dimension:	1m x 0.20m					ppm
D. Coolidge	Comments:										ppm
Date:											ppm
6/29/2012											ppm
											ppm

Dug out of bank in dark grey-black carboniferous shale. Weak, dark orange limonite on some fractures. Weak to moderate silica veining on 0.5 cm scale or less. Silica veinlets are discontinuous or augen shaped. Shale also contains 0.5 - 1% graphite, trace to 0.5% vfg sulphide: pyrite? Fom the north bank of creek.

Sample #	Grid East	E	Grid North	N	Type:			Sample kept	yes	Geochem Results	
676164	UTM:	582373 E	UTM:	6949929 N	Sample Width:		100 cm	Photo taken	yes	Ag	ppm
Sampler:	Elevation:	1004 m			Dimension:	1m x0.3m					ppm
D. Coolidge	Comments:										ppm
Date:											ppm
6/29/2012											ppm
											ppm

Quartz-carbonate altered siltstone/ shale at transition to fissile shale immediately west of sample location. From a 4 x 2 m exposure on the north bank of the creek. Sampled material contains quartz-carb veinlets that range in size from 0.1 mm to 0.5 cm and are discontinuous or augen shaped. Material is more massive and weakly siliceous then the thinly bedded fissile shale 1m west along this exposure. No sulphides were observed.

Sample #	Grid East	E	Grid North	N	Type:	grab		Sample kept	yes	Geochem Results	
676165	UTM:	570553 E	UTM:	6952496 N	Sample Width:		cm	Photo taken	no	Ag	ppm

Rock Sample Descriptions **Project:** Keg Zone: Page ___ of ___

Sampler: D. Coolidge

Date: 6/30/2012

Elevation: 1499 m

Dimension:

Comments:

From the west face of a north - south trending gossanous knoll. Moderate and pervasive orange-yellow- red oxide. Fresh rock is a light grey, weakly banded, weakly siliceous, fine grained cherty sediment. 1% disseminated to 1cm clusters of pyrrhotite and 0.1 mm pyrrhotite stringers. Manganese on fractures. Dominant joint set 340/90.

ppm

ppm

ppm

ppm

Rock Sample Descriptions

Project: Keg Zone: Page ___ of ___

Sample #	Grid East	E	Grid North	N	Type	Sample kept
676166	UTM: 570534	E	UTM: 6952501	N	grab	yes
Sampler: D. Coolidge	Elevation: 1507 m				Sample Width: 0.35m cm	Photo taken: no
Date: 6/30/2012	Comments:				Dimension: 0.5x0.5m	

Strong orange coloured gossan on a light grey banded to more massive looking cherty sed. Strong silica alteration with 10-15% disseminated to coarse grained pyrrhotite; fine grained pyrrhotite in 1mm veinlets. Also contains about 2% of a dark, metallic, acicular, radiating mineral: Stibnite? Trace of Chalcopyrite in vfg blebs. From a 0.5 x 0.5 m exposed face of subcrop on a NE facing knoll.

Geochem Results	
Ag	ppm
	ppm
	ppm
	ppm
	ppm

Sample #	Grid East	E	Grid North	N	Type	Sample kept
676167	UTM: 570333	E	UTM: 6952580	N	grab	yes
Sampler: D. Coolidge	Elevation: 1530 m				Sample Width: cm	Photo taken
Date: 6/30/2012	Comments:				Dimension: 1m x0.5m	

Orange-grey weathering. Light grey cherty sed with strong silica alteration. White grey color on fresh face, 10-15% pyrrhotite, disseminated medium to coarse grained pyrrhotite as well as fine grained hairline pyrrhotite veinlets that are parallel to banding/ bedding? Outcrop faces 080 degrees east on the rim of a steep rock bluff.

Geochem Results	
Ag	ppm
	ppm
	ppm
	ppm
	ppm

Sample #	Grid East	E	Grid North	N	Type	Sample kept
676168	UTM: 570326	E	UTM: 6952595	N	grab	yes
Sampler: D. Coolidge	Elevation: 1525 m				Sample Width: cm	Photo taken
Date: 6/30/2012	Comments:				Dimension: 2 x 0.5m	

Purple-orange gossanous weathered face. Fine grained light grey, siliceous chert. Strong white to clear silica flooding with 5-10% disseminated pyrrhotite and 2% pyrrhotite in vfg veinlets. Also contains a 1 cm wide arsenopyrite-quartz vein with 10% arseno and moderate scorodite in the form of oxide and crystals. From a 2 x 0.5 m exposure cropping through moss and overburden. Near the rim of a north facing rock bluff.

Geochem Results	
Ag	ppm
	ppm
	ppm
	ppm
	ppm

Sample #	Grid East	E	Grid North	N	Type	Sample kept
676169	UTM: 570322	E	UTM: 6952608	N	grab	yes
Sampler: D. Coolidge	Elevation: 1525 m				Sample Width: cm	Photo taken
Date: 6/30/2012	Comments:				Dimension: 1.5 x 3 m	

~ 1.5 x 3 m outcrop 12 m north of the previous sample. Gossanous orange to manganese weathering and white grey lichen on outcrop face. Fresh rock is a light grey, fine grained, weakly siliceous chert. Mineralized with 3-4% fine grained to medium grained disseminated pyrrhotite. Strong orange limonite on fractures.

Geochem Results	
Ag	ppm
	ppm
	ppm
	ppm
	ppm

Sample #	Grid East	E	Grid North	N	Type	Sample kept
676170	UTM: 570446	E	UTM: 6952438	N	grab	yes
Sampler: D. Coolidge	Elevation: 1532 m				Sample Width: cm	Photo taken: yes
Date: 6/30/2012					Dimension: 0.30 x 0.45m	

Sampled from a 30 x 45 cm area on steep outcrop face. Light grey massive textured, strongly silica altered rock with 10% clustered to disseminated pyrrhotite and a trace amount of chalcopyrite in vfg blebs. From a steep face of a partially buried outcrop bench. Faces east. Strong planer surface of outcrop face measures 300/50.

Geochem Results	
Ag	ppm
	ppm
	ppm
	ppm
	ppm

Sample #	Grid East	E	Grid North	N	Type	Sample kept
676171	UTM: 571009	E	UTM: 6952516	N	Grab	yes
					Sample Width: cm	Photo taken

Geochem Results	
Ag	ppm

Rock Sample Descriptions **Project:** Keg Zone: Page ___ of ___

Sampler: D. Coolidge

Date: 2/1/2012

Elevation: 1433 m

Dimension:

Comments: Large blocky talus boulder: 35 x 20 x 25 cm on a 20 degree north facing slope. Weathered face is an orange-yellow-red oxide. Rock is light grey, fine grained, cherty siltstone (?) with weak banding or bedding? Siliceous with silica veinlets parallel to banding in 0.5 mm white to clear veinlets. Mineralized with 5 % medium grained pyrrhotite, and trace amounts of chalcopyrite blebs. Meter scale limestone blocks 10 m east.

ppm

ppm

ppm

ppm

Rock Sample Descriptions

Project: Keg Zone: Page ___ of ___

Sample #	Grid East	E	Grid North	N	Type	Sample kept	Geochem Results
676172	UTM: 571106	E	UTM: 6952509	N	Grab	yes	Ag ppm
Sampler: D. Coolidge	Elevation:	m			Sample Width:	cm Photo taken yes	ppm
Date: 2/1/2012	Comments: From the bottom of a grey coloured outcrop bluff in an orange-yellow gossanous section. Fine grained, siliceous light grey sediment with 2-3% smattered to clustered to disseminated pyrrhotite on foliation or bedding planes. Moderately thick beds and flatty dipping. Pronounced NE 040/88 joint set on north face of outcrop bluff.				Dimension:		ppm ppm ppm ppm

Sample #	Grid East	E	Grid North	N	Type	Sample kept	Geochem Results
676173	UTM: 570950	E	UTM: 5952532	N	chip	yes	Ag ppm
Sampler: D. Coolidge	Elevation: 1432	m			Sample Width: 6	cm Photo taken yes	ppm
Date: 2/1/2012	Comments: Quartz-arsenopyrite-scorodite vein. Mineralized vein is exposed on NW face of fine grained, grey chert outcrop bluff. HW to vein has been eroded. Brown-black-yellow weathering. Adjacent wall rock has a dark red-orange stain but is not mineralized. Vein has a strike of 2m strike with attitude of 028/78. Vein is comprised of 85% arsenopyrite, 10% scorodite and 5 % quartz.				Dimension:		ppm ppm ppm ppm

Sample #	Grid East	E	Grid North	N	Type	Sample kept	Geochem Results
676174	UTM: 570669	E	UTM: 6952528	N	chip	yes	Ag ppm
Sampler: D. Coolidge	Elevation: 1475	m			Sample Width: 10	cm Photo taken yes	ppm
Date: 7/1/2012	Comments: Quartz-arsenopyrite-scorodite vein comprised of 60% arsenopyrite, 15 % scorodite and 25 % quartz. Wall rock on HW has strong orange oxide but is largely unmineralized. Vein is hosted in a light grey, fine grained cherty sediment. Area with vein is exposed from eroded overburden in a 1.5 x 0.75 m area and faces NE 020 degrees. Recessive area with small creek, partially snow covered, is 10m along contour SE .				Dimension: 1.5 x 0.75m		ppm ppm ppm ppm

Sample #	Grid East	E	Grid North	N	Type	Sample kept	ochem Results
676175	UTM: 595419	E	UTM: 6938725	N	Float	yes	Ag ppm
Sampler: D. Coolidge	Elevation: 1320	m			Sample Width:	cm Photo taken no	ppm
Date: 7/2/2012	Comments: Blocky, cream coloured, weakly fractured quartz with moderate but pervasive orange limonite. Trace amount of a fine grained sulphide. In talus 4m Sw along contour from hand trench.				Dimension: 20x30x30cm		ppm ppm ppm ppm

Sample #	Grid East	E	Grid North	N	Type	Sample kept	Geochem Results
676176	UTM: 595585	E	UTM: 6938924	N	Float	yes	Ag ppm
Sampler: D. Coolidge	Elevation: 1186	m			Sample Width:	cm Photo taken yes	ppm
Date: 7/2/2012	Comments: Dug out of talus at soil site DD029984. Angular 30 x15 x10 cm chunk of fine grained, weakly banded, siliceous siltstone. Strong limonite on fractures. Some fractures have a very thin venire of arsenopyrite (striated, silvery xtls), vfg galena (??) +/- pyrite. Very thin layer of fracture fill mineralization. Located near the bottom of a large 40 degree, north facing talus slope, with sparse vegetation and thin moss covering.				Dimension: 30x15x10cm		ppm ppm ppm ppm

Sample #	Grid East	E	Grid North	N	Type	Sample kept	ochem Results
676177	UTM: 595549	E	UTM: 6938903	N	Float	yes	Ag ppm
					Sample Width:	cm Photo taken	

Rock Sample Descriptions

Project: Keg Zone: Page ___ of ___

Sampler: D. Coolidge
Date: 7/2/2012
Elevation: 1219 m
Comments: Sub angular piece of quartz-arsenopyrite-scorodite vein. 70% arseno pyrite, 20% scorodite and 10 % quartz. Orange-grey mottled to pitted weathered surface. Recessive zone 80 m directly up slope.
Dimension: 4x 10x 8cm

Geochem Results	
	ppm
	ppm
	ppm
	ppm

Sample #: 676178
Grid East: E Grid North: N
UTM: 595199 E UTM: 6938298 N
Elevation: 1259 m
Sampler: D. Coolidge
Date: 7/3/2012
Comments: Blocky talus/ dislodged subcrop. An oxidized fracture > 1mm contains 1% pyrrhotite, trace blebs chalcopyrite, trace amounts vfg black sphalerite. Fractures are N-S, steeply dipping and discordant to bedding. From a light grey, fine grained, weakly siliceous chert.
Type: Grab Sample kept: yes
Sample Width: cm Photo taken: no
Dimension: 20x 35x 30cm

Geochem Results	
Ag	ppm
	ppm
	ppm
	ppm
	ppm

Sample #: 676179
Grid East: E Grid North: N
UTM: 596215 E UTM: 6938446 N
Elevation: 1355 m
Sampler: D. Coolidge
Date: 7/3/2012
Comments: 3cm wide quartz vein hosted in a 15 x 30 x 15 cm talus block of light grey fine grained chert with orange weathering. Quartz vein is weakly mineralized with 0.5 % pyrrhotite, 0.5 % vfg galena (?) ; 0.5 % vfg black sphalerite and a trace of fine grained blebs chalcopyrite. Talus block is 4m east of soil station DD028576 which is anomalous in Ag. Found on a steep 40 degree NW facing talus slope.
Type: Float Sample kept: yes
Sample Width: cm Photo taken: no
Dimension: 15x30x15

Geochem Results	
Ag	ppm
	ppm
	ppm
	ppm
	ppm

Sample #: 676180
Grid East: E Grid North: N
UTM: 599888 E UTM: 6912087 N
Elevation: 1720 m
Sampler: D. Coolidge
Date: 7/5/2012
Comments: face. Angular grey 1x 2 cm clots of dark grey silica that contains 3% fine grained galena, vfg dark grey sulphide: pyrite (?). White segments of quartz has yellow limonite staining. Also mineralized with 1% medium to coarse grained brassy pyrite. Some faces of galena have a steel blue sheen; possible trace of arsenopyrite with weak scorodite (?). Isolated piece near large snow covered sluff in talus and overburden.
Type: Float Sample kept: yes
Sample Width: cm Photo taken: yes
Dimension:

Geochem Results	
Ag	ppm
	ppm
	ppm
	ppm
	ppm

Sample #: 676181
Grid East: E Grid North: N
UTM: 599880 E UTM: 6912094 N
Elevation: 1723 m
Sampler: D. Coolidge
Date: 7/5/2012
Comments: Foliated, medium grained felsic granitoid with strong to intense manganese flooding. Feldspars have changed to muscovite and rock has a weak schistose texture or fabric. Manganese infusion is on fractures parallel to planer surfaces of foliation. Trace to 1% pyrite- silver coloured sulphide (?). Located upslope and 6m west from previous sample.
Type: float Sample kept: yes
Sample Width: cm Photo taken: yes
Dimension:

ochem Results	
Ag	ppm
	ppm
	ppm
	ppm
	ppm

Sample #: 676182
Grid East: E Grid North: N
UTM: 599935 E UTM: 6912189 N
Elevation: 1742 m
Sampler: D. Coolidge
Comments: line of a SE facing, 30 degree slope. Quartz float is found in a bare patch of buff-white sand and fine to medium rubbly quartz monzonite
Type: composite of float train Sample kept: yes
Sample Width: cm Photo taken: no
Dimension:

ochem Results	
Ag	ppm
	ppm
	ppm

Rock Sample Descriptions **Project:** Keg Zone: Page ___ of ___

Date: 7/5/2012

talus. Weathered surface of quartz is brown to buff-red-orange- manganese stained. Fresh surfaces have weak, yellow limonite, dark grey quartz that contain fine grained pyrite. Small vugs within the grey quartz are also mineralized with a vfg, silvery coloured sulphide. Small pieces of mineralized quartz are fairly abundant over this bare zone of sand and talus.

ppm
ppm

Sample #:	Grid East	E	Grid North	N	Type:	float	Sample kept	yes	ochem Results	
676183	UTM:	599934 E	UTM:	6912193 N	Sample Width:	cm	Photo taken	no	Ag	ppm
Sampler:	Elevation:	1748 m			Dimension:	20 x 15 x 10 cm		yes		ppm
D. Coolidge	Comments:									ppm
Date: 7/5/2012										ppm
										ppm

Angular loaf sized block, partially embedded in sand and talus. White to creamy coloured, massive and more crystalline quartz with 10% muscovite, weak orange-yellow limonite and blades of dark black actinolite and vfg red coloured mineral (?) that looks like garnets. This is a different type of quartz flooding then the previous samples described above.

Sample #:	Grid East	E	Grid North	N	Type:	float	Sample kept	yes	Geochem Results	
676184	UTM:	599933 E	UTM:	6912205 N	Sample Width:	17 x 25 x 10 cm cm	Photo taken	yes	Ag	ppm
Sampler:	Elevation:	1756 m			Dimension:					ppm
D. Coolidge	Comments:									ppm
Date: 7/5/2012										ppm
										ppm

Weathered surface varies in colour from brown-yellow to dull orange staining and a pitted surface. Fresh surfaces reveal white-grey quartz with pervasive orange-yellow limonite with pronounced vugs and box worked cavities. Weak scorodite and 5 % arseno pyrite, trace amounts of a metallic blue blebs; 2% vfg galena. A different type of white and more massive, but unmineralized quartz float is also present.

Sample #:	Grid East	E	Grid North	N	Type:	float	Sample kept	yes	Geochem Results	
676185	UTM:	599926 E	UTM:	6912209 N	Sample Width:	cm	Photo taken	yes	Ag	ppm
Sampler:	Elevation:	1749 m			Dimension:					ppm
D. Coolidge	Comments:									ppm
Date: 7/5/2012										ppm
										ppm

"High-grade" piece of mineralized quartz 10 x 9 x 3 cm in size; rectangular shaped, fist sized piece. Weathered surface has a strong orange-brown oxide. Fresh surface contains 10% medium grained galena, 10% vfg, black-grey pyrite; 3% coarse brassy pyrite and trace of vfg blebs of chalcopyrite. Some fg wiry pyrite has an intricate stock work on a minute scale. Mineralization is hosted in a white-clear-quartz vein material. Found 6m NW of previous sample in a 10m x 6m bare buff-white sandy talus zone trending NW down slope.

Sample #:	Grid East	E	Grid North	N	Type:	float	Sample kept	yes	Geochem Results	
676186	UTM:	600036 E	UTM:	6912327 N	Sample Width:	cm	Photo taken	yes	Ag	ppm
Sampler:	Elevation:	1764 m			Dimension:					ppm
D. Coolidge	Comments:									ppm
Date: 7/6/2012										ppm
										ppm

Elongated piece of quartz-tourmaline float 25 x 5 x 5 cm. About a 5cm thick vein, with coarse to fine grained drusy crystals. Clear to white quartz with 3% light green tourmaline (??). Weak fine grained to clustered pyrite about 1 % at best. From a 30 degree SE facing slope in a bare buff-white coloured talus zone.

Sample #:	Grid East	E	Grid North	N	Type:	float	Sample kept	yes	Geochem Results	
676187	UTM:	600077 E	UTM:	6912323 N	Sample Width:	cm	Photo taken		Ag	ppm
Sampler:	Elevation:	1762 m			Dimension:	20 x 15 x 18 cm				ppm
D. Coolidge	Comments:									ppm
Date: 7/6/2012										ppm
										ppm

Siliceous quartz with 1-2 % sulphide. Red- orange- brown weathering with weak manganese. Fresh quartz is white-grey-yellow-brown. Massive with crackled textured quartz with grey clots that contain 1-2% fine grained disseminated sulphide and fine grained clots of pyrite. Quartz also has weak but pervasive yellow limonite.

Rock Sample Descriptions

Project: Keg Zone: Page ___ of ___

Sample #	Grid East	E	Grid North	N	Type	Sample kept	Geochem Results
676188	UTM: 600049	E	UTM: 6912376	N	float	yes	Ag ppm
Sampler: D. Coolidge	Elevation: 1792 m				Sample Width: cm	Photo taken yes	ppm
Date: 7/6/2012	Comments:				Dimension: 25 x 10 x 8 cm		ppm
	Arseno-pyrite-scorodite vein. White-brown-light-green-weathering. Vfg arsenopyrite (?) (dark grey sliver sulphide) wk light green scorodite oxide; 1mm more intense light green tourmaline (?) vein. Pourous fine grained texture throughout. From a 2m wide x 25m long buff white talus zone on 35 degree SE facing slope.						ppm
							ppm
							ppm

Sample #	Grid East	E	Grid North	N	Type	Sample kept	ochem Results
676189	UTM: 600034	E	UTM: 6912413	N	float	yes	Ag ppm
Sampler: D. Coolidge	Elevation: 1807 m				Sample Width: cm	Photo taken	ppm
Date: 7/6/2012	Comments:				Dimension: 20 x 15 x 18 cm	yes	ppm
	Massive quartz vein block. White light brown weathering, white clear crystalline quartz, with patchy, weak orange limonite. Minute clots of dark grey quartz with vfg sulphide. Trace amounts of light azurite bluish blebs. Extremely siliceous. Larger sized quartz block then encountered with previous samples.						ppm
							ppm
							ppm

Sample #	Grid East	E	Grid North	N	Type	Sample kept	Geochem Results
676190	UTM: 600237	E	UTM: 6912028	N	float	yes	Ag ppm
Sampler: D. Coolidge	Elevation: 1617 m				Sample Width: 6 cm	Photo taken yes	ppm
Date: 7/6/2012	Comments:				Dimension: triangular 15 cm 3		ppm
	Strong orange-red, gossanous coating. Quartz vein with about 15 % arsenopyrite, weak scorodite, 5 % fine grained galena, 2% black sphalerite (?). Strong manganese on freshly broken surfaces. Quartz is white to clear in colour. From the NE bank of a 20m (L) x 5m (W) sandy washout or sloughed area.						ppm
							ppm
							ppm

Sample #	Grid East	E	Grid North	N	Type	Sample kept	Geochem Results
676191	UTM: 599479	E	UTM: 6912781	N	float	yes	Ag ppm
Sampler: D. Coolidge	Elevation: 1641 m				Sample Width: cm	Photo taken yes	ppm
Date: 7/7/2012	Comments:				Dimension: 20 x 25 x 10 cm		ppm
	Quartz vein float with 2% arsenopyrite; dark grey 1mm bands vfg sulphide. Yellow-orange -green weathering, and white-grey-greenish on fresh surface. Minute vugs and cavities.						ppm
							ppm
							ppm

Sample #	Grid East	E	Grid North	N	Type	Sample kept	Geochem Results
676192	UTM: 599776	E	UTM: 6912923	N	float	yes	Ag ppm
Sampler: D. Coolidge	Elevation: 1641 m				Sample Width: 5 cm	Photo taken	ppm
Date: 7/7/2012	Comments:				Dimension: 5 x 4 x 6 cm		ppm
	From two fist sized pieces of float on a talus, grass covered slope. Buff weathering with a vuggy to pitted surface. Quartz breccia vein with dark elongated stripes with vfg dark sulphides. White angular clasts with vugs and limonite filled vugs. 5% arsenopyrite, 1% fine grained galena.						ppm
							ppm
							ppm

Sample #	Grid East	E	Grid North	N	Type	Sample kept	Geochem Results
676193	UTM: 599784	E	UTM: 6912930	N	folat	yes	Ag ppm
					Sample Width: cm	Photo taken	

Rock Sample Descriptions

Project: Keg Zone: Page ___ of ___

Sampler:	Elevation:	m	Dimension:	10 x 5 x 4 cm	ppm
D. Coolidge	Comments:				ppm
Date: 7/7/2012		Quartz vein float with strong orange-red-yellow oxide and pitted surface. 10-15% vfg silver sulphide, probably arsenopyrite: yellow green oxide on fresh surface, 1% coarse pyrite; trace to 0.5% fine grained galena. Along contour 11m NE of previous sample.			ppm
					ppm

Sample #:	Grid East	E	Grid North	N	Type:	float composite	Sample kept	yes	Geochem Results	
676194	UTM:	600170 E	UTM:	6913191 N	Sample Width:	cm	Photo taken	no	Ag	ppm
Sampler:	Elevation:	1826 m			Dimension:					ppm
D. Coolidge	Comments:									ppm
Date: 7/8/2012		3-4 fist sized pieces or smaller compiled from a 3 x 5 m area in yellow- orange talus. Sample is proximal to soil station DD005069 which is anomalous in silver. Pervasive yellow limonite stain over a siliceous, rubbly looking quartz breccia that contains grey clasts and coarse vugs. Mineralized with 2% fine grained patchy galena, 2% fine grained disseminated to "smattered" dark silver coloured sulphide.								ppm
										ppm

Sample #:	Grid East	E	Grid North	N	Type:	float	Sample kept	yes	Geochem Results	
676195	UTM:	600210 E	UTM:	6913025 N	Sample Width:	cm	Photo taken	yes	Ag	ppm
Sampler:	Elevation:	1853 m			Dimension:	12 x 14 x 16 cm				ppm
D. Coolidge	Comments:									ppm
Date: 7/8/2012		Square qtz vein block. Red-yellow weathering. Extremely siliceous quartz vein material, light grey-white-yellow limonite stained. Mineralized with 2% vfg galena with a steel blue tint, 1% sulphide with a dull grey coating and massive vfg texture. Also contains 1-2 % fine grained disseminated to blebby silver grey sulphide concentrated in grey colored quartz blots.								ppm
										ppm

Sample #:	Grid East	E	Grid North	N	Type:	float	Sample kept	yes	ochem Results	
676196	UTM:	600201 E	UTM:	6913032 N	Sample Width:	cm	Photo taken	yes	Ag	ppm
Sampler:	Elevation:	1848 m			Dimension:	15 x 5 x 5 cm				ppm
D. Coolidge	Comments:									ppm
Date: 7/8/2012		Quartz vein with light white-yellow weathering. Grey-white to clear quartz, 1% vfg galena, with a bluish tinge, 0.5% vfg disseminated silver sulphide and brassy pyrite hosted in grey quartz clots. Trace blebs chalcopyrite. In blocky granite talus with sandy/ gravel shute on either side. Located 14m SE and down slope from previous sample.								ppm
										ppm

Sample #:	Grid East	E	Grid North	N	Type:	float	Sample kept	yes	Geochem Results	
676197	UTM:	600053 E	UTM:	6912865 N	Sample Width:	cm	Photo taken	yes	Ag	ppm
Sampler:	Elevation:	m			Dimension:	10 x 8 x 5 cm				ppm
D. Coolidge	Comments:									ppm
Date: 7/8/2012		Rectangular quartz vein block. Extremely siliceous, cryptocrystalline texture. White-clear quartz , minute vugs and weak yellow limonite. Trace to 1% vfg clots of dull grey sulphide and coarser brassy pyrite blebs. From blocky granite talus on the SW side of a steep 35 degree outwash channel draining W/NW at 290 degrees.								ppm
										ppm

Sample #:	Grid East	E	Grid North	N	Type:	float	Sample kept	yes	Geochem Results	
676198	UTM:	600036 E	UTM:	6912867 N	Sample Width:	5 cm	Photo taken		Ag	ppm
Sampler:	Elevation:	1773 m			Dimension:	8 x 5 x 10 cm				ppm
D. Coolidge	Comments:									ppm

Rock Sample Descriptions

Project: Keg Zone:

Date: 7/8/2012

Two pieces of quartz vein float with a strong yellow limonite weathered stain and pitted surface. Yellow-white- grey colored on fresh surface. Vuggy to box worked to frothy texture. Grey quartz sections are stripe like or elongated and contain 1%vfg galena, 2% vfg disseminated dark sulphide. Located 16m down slope (west) of previous sample.

Geochem Results: ppm / ppm

Sample #: 676199 | Sampler: D. Coolidge | Date: 7/9/2012

Grid East: E | Grid North: N | Type: float | Sample kept: yes

UTM: 601393 E | UTM: 6912450 N | Sample Width: 5 cm | Photo taken: yes

Elevation: 1465 m | Dimension: 10 x 5 x 8 cm

Comments: Weathered orange-red limonite stain. Extremely siliceous rock, light grey, fine grained, with weak yellow limonite. Fresh fractured faces are "peppered" with 10-12% vfg blebs of galena and "sooty" looking pyrite disseminated and in clusters. Some vugs and cavities are present. From an eroding section of the NW creek bank and well above the high water mark.

Geochem Results: Ag ppm / ppm / ppm / ppm / ppm / ppm

Sample #: 676200 | Sampler: D. Coolidge | Date: 7/9/2012

Grid East: E | Grid North: N | Type: float | Sample kept: yes

UTM: 601321 E | UTM: 6912345 N | Sample Width: 25 cm | Photo taken: yes

Elevation: m | Dimension: 35 x 25 x 30 cm

Comments: Large angular boulder, partially buried in SE bank of creek. Pitted orange-yellow-manganese weathered surface. A 10 x 8 x 6 cm piece is missing and possibly sampled before (sampled sections also weakly oxidized). Appear to be a quartz eye, feldspar porphyry with light green tint: sericite alteration? Contain 1% disseminated vfg to blebby silver colored sulphide.

Geochem Results: Ag ppm / ppm / ppm / ppm / ppm / ppm

Sample #: 676251 | Sampler: D. Coolidge | Date: 7/9/2012

Grid East: E | Grid North: N | Type: float | Sample kept: yes

UTM: 601179 E | UTM: 6912228 N | Sample Width: 6 cm | Photo taken: yes

Elevation: 1481 m | Dimension: 15 x 10 x 6cm

Comments: and very fine grained quartz eyes. Strongly mineralized with 15% sulphides ranging from disseminated, to clustered to 0.5 cm sized clast comprised of vfg brassy pyrite. Sulphides can be further broken into 10% dull grey very fined grained: marcasite?? and 2% vfg galena. 3% vfg dark silvery colored sulphide. Rock is not magnetic. Isolated piece on NW side of creek. Old blue flagging present at this site (90's era??)

Geochem Results: Ag ppm / ppm / ppm / ppm / ppm / ppm

Sample #: 676252 | Sampler: D. Coolidge | Date: 7/9/2012

Grid East: E | Grid North: N | Type: float | Sample kept: yes

UTM: 601012 E | UTM: 6912109 N | Sample Width: 10 x 5 x 4 cm cm | Photo taken: yes

Elevation: 1490 m | Dimension:

Comments: Intense red-orange-gossanous weathered surface. Essentially a sulphide vein with scant amounts of quartz. 20% medium to coarse grained galena, 10% arsenopyrite, 5% dull grey vfg marcasite (?) and weak scorodite. Strong, pervasive orange to light orange limonite. Appears to have been previously sampled (?), old orange flag at site. Distinguished by strong gossan weathering. From the SE bank of the creek, resting on a large boulder.

Geochem Results: Ag ppm / ppm / ppm / ppm / ppm / ppm

Sample #: 676253 | Sampler: D. Coolidge | Date: 7/9/2012

Grid East: E | Grid North: N | Type: float | Sample kept: yes

UTM: 600900 E | UTM: 6912022 N | Sample Width: 5 cm | Photo taken: yes

Elevation: m | Dimension: 5 x 10 x 8 cm

Comments: Orange limonite stain, white, massive, siliceous quartz with grey linear sections. Contains 4% disseminated to vfg clustered arsenopyrite (?), weak scorodite and possibly vfg galena (?) or other silvery looking sulphide. Small rectangular block from an in active side splay of the creek trending west 250 degrees. Mineralization makes up grey sections of quartz vein.

Geochem Results: Ag ppm / ppm / ppm / ppm / ppm / ppm

Rock Sample Descriptions

Project: Keg Zone: Page ___ of ___

Sample #	Grid East		Grid North		Type		Sample kept		Geochem Results	
676254	UTM:	600895 E	UTM:	6912019 N	Sample Width:	12 cm	Photo taken	yes	Ag	ppm
Sampler:	Elevation:	1502 m			Dimension:	20 x 15 x 12cm				ppm
D. Coolidge	Comments:	Extremely siliceous, fine grained strongly mineralized quartz eye, fine grained porphyry or silica infused porphyry. Contains both round and rectangular white clasts 1cm - 2cm in size. Also has vfg white quartz eyes, and 1-2% disseminated silvery, fine grained sulphide, 2% banded to clustered arsenopyrite; trace to 0.5% vfg blebs of galena and orange limonite on fractures and minute vugs. 3m upstream in same inactive channel as the previous sample.								ppm
Date:										ppm
7/9/2012										ppm

Sample #	Grid East		Grid North		Type		Sample kept		Geochem Results	
676255	UTM:	600880 E	UTM:	6912022 N	Sample Width:	20 cm	Photo taken	yes	Ag	ppm
Sampler:	Elevation:	1506 m			Dimension:	25 x 20 x 17 cm				ppm
D. Coolidge	Comments:	galena, 1% fine grained black sphalerite, trace blebs of chalcopyrite, and moderate orange, patchy limonite. Sulphide boulder has a dull, red-orange-earthy weathering with 0.5cm pits and depressions. From NW side of creek in the same inactive channel as the previous two samples. Appears to have been previously sampled: old blue flagging (90's era? at site). Smaller piece of similar material 10m upstream in gravel at the head of the inactive channel.								ppm
Date:										ppm
7/9/2012										ppm

Sample #	Grid East		Grid North		Type		Sample kept		ochem Results	
676256	UTM:	600650E E	UTM:	6911025 N	Sample Width:	30 cm	Photo taken		Ag	ppm
Sampler:	Elevation:	N/A m			Dimension:	40 x 30 x 35 cm				ppm
D. Coolidge	Comments:	Dark orange-red-manganese weathering. Very siliceous, green- white -yellow colored on fresh breaks. 5% arsenopyrite with moderate intensity of scorodite, 2% medium grained galena, 1% brassy pyrite and dull grey marcasite. Pervasive, moderate to strong yellow-orange limonite sections with frothy to vuggy textures. From talus train of large boulders: previously sampled ~ 90's era??								ppm
Date:										ppm
7/9/2012										ppm

Sample #	Grid East		Grid North		Type		Sample kept		Geochem Results	
676257	UTM:	601995 E	UTM:	6911619 N	Sample Width:	10 cm	Photo taken	yes	Ag	ppm
Sampler:	Elevation:	1775 m			Dimension:	15 x 10 x 15 cm				ppm
D. Coolidge	Comments:									ppm
Date:		Blocky white quartz float in talus. Minute vugs with orange limonite filling. Weak limonite on fresh fractures. Trace to 0.5% blebby fine grained silvery sulphide. From blocky granite talus on a 15 degree south facing slope.								ppm
7/12/2012										ppm

Sample #	Grid East		Grid North		Type		Sample kept		Geochem Results	
676258	UTM:	601555 E	UTM:	6911594 N	Sample Width:	10 cm	Photo taken	no	Ag	ppm
Sampler:	Elevation:	1740 m			Dimension:	15 x 20 x 10 cm				ppm
D. Coolidge	Comments:									ppm
Date:		Compiled from three pieces of quartz talus float on a 35 degree NW facing slope, just under a cornice. Orange-yellow-manganese stained quartz with 3-4% fine grained to bladed arsenopyrite crystals. Orange limonite on fresh fractures.								ppm
7/12/2012										ppm

Sample #	Grid East		Grid North		Type		Sample kept		Geochem Results	
676259	UTM:	601555 E	UTM:	6911594 N	Sample Width:	8 cm	Photo taken		Ag	ppm

Rock Sample Descriptions

Project: Keg Zone: Page ___ of ___

Sampler: D. Coolidge
Date: 7/12/2012
Elevation: 1740 m
Comments:
Dimension: 20 x 10 x 8 cm

Quartz vein with strong orange -yellow-limonite staining on fractures. Mineralized with 10% arsenopyrite, fine grained and medium grained bladed crystals. Trace amounts of a blue- grey galena, 0.5% pyrite and 1% black sphalerite.

ppm
ppm
ppm
ppm

Sample #: 676260
Sampler: D. Coolidge
Date:

Grid East E Grid North N
UTM: 601693 E UTM: 611757 N
Elevation: 1712 m
Comments:

Type: float Sample Width: 20 cm
Dimension: 65 x 20 x 25 cm

Sample kept yes
Photo taken yes

Strong patchy manganese, orange-red stained quartz feldspar porphyry talus block. Bright to light orange limonite on fresh fractures and dark orange limonite in small vugs with drusy quartz crystals. Contains 5% brassy to silvery medium to coarse grained pyrite, 0.5- 1% blue sheened galena. Mineralized sections are associated with strong manganese staining. 3 x 5 cm zones with coarse manganese crystals on weathered face.

Geochem Results
Ag ppm
ppm
ppm
ppm
ppm

Sample #: 676261
Sampler: D. Coolidge
Date: 7/13/2012

Grid East E Grid North N
UTM: 596400 E UTM: 6917151 N
Elevation: m
Comments:

Type: float Sample Width: 7 cm
Dimension: 20 x 17 x 7 cm

Sample kept yes
Photo taken no

Quartz vein float with orange-red weathering, vuggy with weakly bladed texture: possible from a braded vein system or two parallel veins? Internal vugs with limonite coating. 0.5-1% pyrite, brassy colored, 05-1% fine grained silver-grey sulphide. Steep 35 degree talus, moss covered SE facing slope.

Geochem Results
Ag ppm
ppm
ppm
ppm
ppm

Sample #: 676262
Sampler: D. Coolidge
Date: 7/13/2012

Grid East E Grid North N
UTM: 596367 E UTM: 6916925 N
Elevation: 1872 m
Comments:

Type: composite Sample Width: 400 cm
Dimension: 4 x 5 x 2m

Sample kept yes
Photo taken yes

Composite chips of bull white, massive, brittle quartz vein that crops on NW trending narrow spine. Vein splays into talus chunks and trends downslope at 170 degrees for 10 m. Strong joint set in face on main qv outcrop @ 290/85.

Geochem Results
Ag ppm
ppm
ppm
ppm
ppm

Sample #: 676263
Sampler: D. Coolidge
Date: 7/13/2012

Grid East E Grid North N
UTM: 596397 E UTM: 6917130 N
Elevation: m
Comments:

Type: float Sample Width: 7 cm
Dimension: 18 x 8 x 7 cm

Sample kept yes
Photo taken no

Angular quartz vein block. Red-brown to patches of intense manganese weathering. White-grey-to jet black quartz. Darker quartz contains 2-3% fine grained bladed dark grey-black sulphide; 10-12% vfg needle like mineral: stibnite? and 0.5% white- grey platy material. Located in medium sized blocky talus on a steep 40 degree south facing slope.

Geochem Results
Ag ppm
ppm
ppm
ppm
ppm

Sample #: 676264
Sampler: D. Coolidge

Grid East E Grid North N
UTM: 596384 E UTM: 6917269 N
Elevation: m
Comments:

Type: float Sample Width: 3 cm
Dimension:

Sample kept yes
Photo taken no

Geochem Results
Ag ppm
ppm
ppm

Rock Sample Descriptions **Project:** Keg Zone: Page ___ of ___

Date: 7/13/2012

quartz vein float from frost boil in medium sized talus. Orange weathering, tabular shaped fist sized piece. Weak orange-yellow limonite in minute vugs in fresh fractured surfaces. 2% fine grained, brassy to silver colored pyrite; trace stibnite (?).

ppm
ppm

Sample #: 676265 | Grid East UTM: 598035 E | Grid North UTM: 6915745 N | Type: Float | Sample Width: 17 cm | Sample kept: yes | Photo taken: no | Elevation: 1932 m | Dimension:

Sampler: D. Coolidge

Date: 7/15/2012

Comments: Brown to strong manganese weathering. Grey white-orange-colored quartz. Patchy cm scale clots of rhodochrosite. Mineralized with 1-2% dark black platy sphalerite. 3% sooty looking dark sliver colored galena; 2% vfg silvery sulphide. Taken in talus 3m above trench cut near historical sample # 71770..

Geochem Results

Ag ppm
ppm
ppm
ppm
ppm
ppm

Sample #: 676266 | Grid East UTM: 598068 E | Grid North UTM: 6915726 N | Type: float | Sample Width: 12 cm | Sample kept: yes | Photo taken: | Elevation: m | Dimension: 15 x 12 x 13cm

Sampler: D. Coolidge

Date: 7/15/2012

Comments: Blocky talus chunk with strong, pervasive manganese coating. Quartz vein material with a grey-white-pink- green mottled texture. Very siliceous and hard with clots or clasts (?) of 0.5 x 1 cm rhodochrosite. Contains 7% vfg disseminated arsenopyrite and weak scorodite, 0.5% brassy medium grained pyrite, and 1-2% vfg blebs of a silvery colored sulphide. Fractured surfaces also have a yellow-orange limonite and anchorite.

Geochem Results

Ag ppm
ppm
ppm
ppm
ppm

Sample #: 676267 | Grid East UTM: 598150 E | Grid North UTM: 6915660 N | Type: continuous chip | Sample Width: 70 cm | Sample kept: yes | Photo taken: yes | Elevation: m | Dimension: 25 x 70 cm

Sampler: D. Coolidge

Date: 7/15/2012

Comments: Chip of highly siliceous anchorite-rhodochrosite altered quartz vein. Vein material in bounded by a limonite-sericite altered granite. Quartz vein is mineralized with 7-10% vfg arseno pyrite with weak scorodite, 2% fine to medium grained brassy pyrite and 0.25 cm blebs of ruby silver (pyragerite), 1% black sphalerite; patchy 3% medium grained galena. Fractured surfaces also have small scale drusy vugs and manganese coating. Attitude of quartz vein is: 160/74 West.

Geochem Results

Ag ppm
ppm
ppm
ppm
ppm

Sample #: 676268 | Grid East UTM: 598163 E | Grid North UTM: 6915629 N | Type: float | Sample Width: 5 cm | Sample kept: yes | Photo taken: no | Elevation: 1862 m | Dimension: 12 x 5 x 10 cm

Sampler: D. Coolidge

Date: 7/15/2012

Comments: Very similar quartz vein material to previous sample. Mineralized with 3-4% medium grained galena; and a trace of pyragerite (ruby silver). Extremely hard siliceous material. Sample consist of two pieces of vein lying on the outer edge of cat road/ trench 38 m NW of previous sample.

Geochem Results

Ag ppm
ppm
ppm
ppm
ppm

Sample #: 676269 | Grid East UTM: 598183 E | Grid North UTM: 6915632 N | Type: float | Sample Width: 17 cm | Sample kept: yes | Photo taken: yes | Elevation: 1895m m | Dimension: 25 x 20 x 17 cm

Sampler: D. Coolidge

Date: 7/16/2012

Comments: rhodochrosite and dull orange anchorite patches. Drusy quartz crystals infill 2 x 3 cm vugs or smaller. Quartz block contains a wispy 2 mm arsenopyrite vein, and disseminated arsenopyrite to combined content of 5%. Also is mineralized with 0.5- 1% fine grained sooty looking galena blebs and 2% coarse brassy pyrite. Located 22m due east along the outer trench edge 22 m due east of the previous sample.

Geochem Results

Ag ppm
ppm
ppm
ppm
ppm

Rock Sample Descriptions

Project: Keg Zone: Page ___ of ___

Sample #	Grid East		E	Grid North		N	Type:	float	Sample kept	yes
676270	UTM:	598259	E	UTM:	6915581	N	Sample Width:	4 cm	Photo taken	no
Sampler:	Elevation:		m				Dimension:	fist sized rubble		
D. Coolidge	Comments:									
Date:	Sample is comprised from a series of fit sized rubbly chunks found in a depression or small blast trench in a talus/ overburden slough. Mottled looking quartz similar to the material described in the previous two samples. Contains 3-4% fine-medium grained galena; 0.5% to 1% brassy medium grained pyrite; 1% vfg disseminated arsenopyrite.									
7/16/2012										

Geochem Results	
Ag	ppm
	ppm
	ppm
	ppm
	ppm
	ppm

Sample #	Grid East		E	Grid North		N	Type:	float select	Sample kept	yes
676271	UTM:	598259	E	UTM:	6915586	N	Sample Width:	20 cm	Photo taken	
Sampler:	Elevation:		m				Dimension:	35 x 25 x 20 cm		
D. Coolidge	Comments:	were smashed and high graded for mineral content. Blocks are distinguished by a strong manganese-orange limonite coating. White-grey quartz with 2 x 3 cm clasts of rhodochrosite and up to 15 % semi massive galena concentrated along a fracture or sulphide vein, reddish vfg, tinged material: suspected as ruby silver. Taken in the vicinity of historical "Ruby Vein". Area with mineralized float is bounded by snow in an up slope direction.								
Date:										

Geochem Results	
Ag	ppm
	ppm
	ppm
	ppm
	ppm
	ppm

Rock Sample Descriptions

Project: KEG Zone: Page of

Sample #:M676201	Grid East		E	Grid North		N	Type:	Rock	Sample kept:	Geochem Results
	UTM:	598689	E	UTM:	6937872	N	Sample Width:	cm	Photo taken:	Ag ppm
Sampler: Noah	Elevation:		m				Dimension:			Au ppm
	Comments:									ppm
Date: June 20										ppm
										ppm

Rusty and bleached silicic chert. Fractures are a dark red-dark purple in colour. Silicic fluids have caused intense bleaching of the rock. Veins are vuggy and the area around the primary vein in the rock is stained light green.

Sample #:M676202	Grid East		E	Grid North		N	Type:	Rock	Sample kept	Geochem Results
	UTM:	598705	E	UTM:	6937892	N	Sample Width:	cm	Photo taken	Ag ppm
Sampler: Noah	Elevation:		m				Dimension:			ppm
	Comments:									ppm
Date: June 20										ppm
										ppm

Light to medium grey chert with fracture controlled mineralization in silicic veinlets. Veinlets contain trace to weak pyrrhotite, pyrite, arsenopyrite and chalcopyrite.

Sample #:M676203	Grid East		E	Grid North		N	Type:	Rock	Sample kept	Geochem Results
	UTM:	598675	E	UTM:	6937914	N	Sample Width:	cm	Photo taken	Ag ppm
Sampler: Leandre	Elevation:		m				Dimension:			ppm
	Comments:									ppm
Date: June 23										ppm
										ppm

Weathered surface is strongly weathered and oxidized. Fresh surface is medium grey, very fine grained chert with siliceous veinlets. Veinlets and fractures host fine grained pyrite and pyrrhotite.

Sample #:M676204	Grid East		E	Grid North		N	Type:	Rock	Sample kept:	Geochem Results
	UTM:	575956	E	UTM:	6949797	N	Sample Width:	cm	Photo taken:	Ag ppm
Sampler: Noah	Elevation:		m				Dimension:			Au ppm
	Comments:									ppm
Date: June 25										ppm
										ppm

Taken from contact between granodiorite and hornfelsed chert. Sample is fine grained granodiorite with dendritic quartz veinlets. Fractures are a dark purple-red in colour due to oxidation and a light green alteration envelopes the area around the fractures up to 2cm (arsenic staining?).

Sample #:M676205	Grid East		E	Grid North		N	Type:	Rock	Sample kept	Geochem Results
	UTM:	575809	E	UTM:	6949770	N	Sample Width:	cm	Photo taken	Ag ppm
Sampler: Noah	Elevation:		m				Dimension:			ppm
	Comments:									ppm
Date: June 25th										ppm
										ppm

Dark grey hornfelsed chert. Contains quartz veinlets with some biotite and a dark green, hard, fibrous mineral (actinolite???). Area around veinlets has a light green discoloration (presence of arsenic?).

Sample #:M676206	Grid East		E	Grid North		N	Type:	Rock	Sample kept	Geochem Results
	UTM:	575364	E	UTM:	6949669	N	Sample Width:	cm	Photo taken	Ag ppm
Sampler: Noah	Elevation:		m				Dimension:			ppm
	Comments:									ppm
Date: June 25th										ppm
										ppm

Light to dark grey chert. Chert has quartz veinlets running parallel with bedding containing moderate pyrrhotite. Veinlets pinch and thicken, and range in widths from 1-4mm.

Sample #:M676207	Grid East		E	Grid North		N	Type:	Rock		Sample kept
	UTM:	575525	E	UTM:	6949404	N	Sample Width:		cm	Photo taken
Sampler: Noah	Elevation:		m				Dimension:			
	Comments:									
Date: June 25th	A sample was taken of the subcrop found beneath the picket of a soil geochemical anomaly in the Zeno showing at this location. One fracture in the rubble showed fair arsenopyrite though most of the rock appeared unmineralized. A representative sample of the rocks in the immediate vicinity of the picket was taken.									

Geochem Results	
Ag	ppm
	ppm
	ppm
	ppm
	ppm

Sample #:	Grid East		E	Grid North		N	Type:			Sample kept
	UTM:		E	UTM:		N	Sample Width:		cm	Photo taken
Sampler:	Elevation:		m				Dimension:			
	Comments:									
Date:										

Geochem Results	
Ag	ppm
	ppm
	ppm
	ppm
	ppm

Sample #:	Grid East		E	Grid North		N	Type:			Sample kept
	UTM:		E	UTM:		N	Sample Width:		cm	Photo taken
Sampler:	Elevation:		m				Dimension:			
	Comments:									
Date:										

Geochem Results	
Ag	ppm
	ppm
	ppm
	ppm
	ppm

Sample #:	Grid East		E	Grid North		N	Type:			Sample kept
	UTM:		E	UTM:		N	Sample Width:		cm	Photo taken
Sampler:	Elevation:		m				Dimension:			
	Comments:									
Date:										

Geochem Results	
Ag	ppm
	ppm
	ppm
	ppm
	ppm

Sample #:	Grid East		E	Grid North		N	Type:			Sample kept
	UTM:		E	UTM:		N	Sample Width:		cm	Photo taken
Sampler:	Elevation:		m				Dimension:			
	Comments:									
Date:										

Geochem Results	
Ag	ppm
	ppm
	ppm
	ppm
	ppm

Sample #:	Grid East		E	Grid North		N	Type:			Sample kept
	UTM:		E	UTM:		N	Sample Width:		cm	Photo taken
Sampler:	Elevation:		m				Dimension:			
	Comments:									
Date:										

Geochem Results	
Ag	ppm
	ppm
	ppm
	ppm
	ppm

Rock Sample Descriptions

Project: Keg Zone: Page ___ of ___

Sample #:M676001	Grid East		E	Grid North		N	Type:	grab		Sample kept:	yes
	UTM:	586310	E	UTM:	6937275	N	Sample Width:		cm	Photo taken:	yes
Sampler:Rosie	Elevation:	1022	m				Dimension:				
	Comments:										
Date:June 1, 2012											

Grey, siliceous, foliated qtz-pebble conglomerate with disseminated and blebs of pyrite (+arseno?) and trace chalcopyrite.

Geochem Results	
Ag	ppm
Au	ppm
	ppm
	ppm
	ppm

Sample #:M676002	Grid East		E	Grid North		N	Type:	grab		Sample kept	yes
	UTM:	587188	E	UTM:	6937248	N	Sample Width:	5	cm	Photo taken	no
Sampler:Rosie	Elevation:	1124	m				Dimension:				
	Comments:										
Date:June 1, 2012											

Green-grey, fine-grained intermediate dike (?) with disseminated pyrite and pyrrhotite.

Geochem Results	
Ag	ppm
	ppm
	ppm
	ppm
	ppm

Sample #:M676003	Grid East		E	Grid North		N	Type:	grab		Sample kept	
	UTM:	581675	E	UTM:	6946197	N	Sample Width:	5	cm	Photo taken	no
Sampler:Rosie	Elevation:	1350	m				Dimension:				
	Comments:										
Date:June 3, 2012											

Siltstone with quartz and limonite veins and rare blebs of sulphide.

Geochem Results	
Ag	ppm
	ppm
	ppm
	ppm
	ppm

Sample #:M676004	Grid East		E	Grid North		N	Type:	grab		Sample kept	
	UTM:	581699	E	UTM:	6945963	N	Sample Width:	5	cm	Photo taken	no
Sampler:Rosie	Elevation:	1368	m				Dimension:				
	Comments:										
Date:June 3, 2012											

Blebs of pyrite and scoradite in maroon chert.

Geochem Results	
Ag	ppm
	ppm
	ppm
	ppm
	ppm

Sample #:M676005	Grid East		E	Grid North		N	Type:	grab		Sample kept	
	UTM:	582770	E	UTM:	6945135	N	Sample Width:	5	cm	Photo taken	
Sampler:Rosie	Elevation:	1344	m				Dimension:				
	Comments:										
Date:June 4, 2012											

Veinlets of dark grey sulphide too fine-grained toi identify.

Geochem Results	
Ag	ppm
	ppm
	ppm
	ppm
	ppm

Sample #:M676006	Grid East		E	Grid North		N	Type:	grab		Sample kept	
	UTM:	584135	E	UTM:	6946039	N	Sample Width:	5	cm	Photo taken	yes
Sampler:Rosie	Elevation:	1161	m				Dimension:				
	Comments:										
Date:June 4, 2012											

Fibrous, radial mineral makes up veins and many cut this rock. The host is a fine-grained surgary rock that could be a dike.

Geochem Results	
Ag	ppm
	ppm
	ppm
	ppm
	ppm

Rock Sample Descriptions

Project: Keg Zone: Page ___ of ___

Sample #:M676007	Grid East		E	Grid North		N	Type:	grab		Sample kept:	yes	Geochem Results
	UTM:	584134	E	UTM:	6946303	N	Sample Width:		5 cm	Photo taken:	yes	Ag ppm
Sampler:	Elevation:	1221	m				Dimension:					ppm
	Comments:											ppm
Date:June 4, 2012												ppm
	Blebs of pyrhotite, pyrite with trace bornite (?) in a fine-grained sugary rock that could be a felsite dike.											ppm
Sample #:M676008	Grid East		E	Grid North		N	Type:	grab		Sample kept	yes	Geochem Results
	UTM:	578823	E	UTM:	6946891	N	Sample Width:		5 cm	Photo taken		Ag ppm
Sampler:Rosie	Elevation:	1381	m				Dimension:					ppm
	Comments:											ppm
Date:June 7, 2012												ppm
	Minor blobs of jarosite and limonite in a skarn-like rock.											ppm
Sample #:M676009	Grid East		E	Grid North		N	Type:	grab		Sample kept	yes	Geochem Results
	UTM:	578823	E	UTM:	6946891	N	Sample Width:		5 cm	Photo taken		Ag ppm
Sampler:Rosie	Elevation:	1381	m				Dimension:					ppm
	Comments:											ppm
Date:June 7, 2012												ppm
	Minor galena, pyrite, pyrhotite +/- sphalerite in a skarn-like rock.											ppm
Sample #:M676010	Grid East		E	Grid North		N	Type:	grab		Sample kept	yes	Geochem Results
	UTM:	578823	E	UTM:	6946891	N	Sample Width:		5 cm	Photo taken	yes	Ag ppm
Sampler:Rosie	Elevation:	1381	m				Dimension:					ppm
	Comments:											ppm
Date:June 7, 2012												ppm
	Vuggy breccia.											ppm
Sample #:M676011	Grid East		E	Grid North		N	Type:	grab		Sample kept	yes	Geochem Results
	UTM:	572964	E	UTM:	6947205	N	Sample Width:		5 cm	Photo taken	yes	Ag ppm
Sampler:Rosie	Elevation:	1461	m				Dimension:					ppm
	Comments:											ppm
Date:June 7,2012												ppm
	Orange weathered, sugary rock with sulphide veins.											ppm
Sample #:M676012	Grid East		E	Grid North		N	Type:	grab		Sample kept	yes	Geochem Results
	UTM:	576413	E	UTM:	6948992	N	Sample Width:		5 cm	Photo taken	no	Ag ppm
Sampler: Rosie	Elevation:	1789	m				Dimension:					ppm
	Comments:											ppm
Date: June 8,2012												ppm
	Float of pinkish grey siliceous rock with blebs and fracture coatings of pyrite, pyrhotite +/- chalcopyrite.											ppm

Rock Sample Descriptions

Project: Keg Zone: Page ___ of ___

Sample #:M676013	Grid East		E	Grid North		N	Type:	grab		Sample kept:	yes
	UTM:	576576	E	UTM:	6949651	N	Sample Width:		5 cm	Photo taken:	yes
Sampler:Rosie	Elevation:	1709	m				Dimension:				
	Comments:										
Date:June 8, 2012	Purplish green hornfels right at contact between sedimentary rocks and granodiorite. Blebs and disseminations of pyrite, pyrhotite, arsenopyrite and I think trace chalcopyrite.										

Geochem Results

Ag	ppm
Au	ppm
	ppm
	ppm
	ppm

Sample #:M676014	Grid East		E	Grid North		N	Type:	grab		Sample kept:	yes
	UTM:	576576	E	UTM:	6949651	N	Sample Width:		5 cm	Photo taken:	yes
Sampler:Rosie	Elevation:	1709	m				Dimension:				
	Comments:										
Date:June 8, 2012	Purplish green hornfels right at contact between sedimentary rocks and granodiorite. Blebs and disseminations of pyrite, pyrhotite, arsenopyrite and I think trace chalcopyrite.										

Ag	ppm
	ppm
	ppm
	ppm
	ppm

Sample #:M676015	Grid East		E	Grid North		N	Type:	grab		Sample kept:	yes
	UTM:	576565	E	UTM:	6949625	N	Sample Width:		5 cm	Photo taken:	yes
Sampler:Rosie	Elevation:	1705	m				Dimension:				
	Comments:										
Date:June 8, 2012	Purplish green hornfels right at contact between sedimentary rocks and granodiorite. Blebs and disseminations of pyrite, pyrhotite, arsenopyrite and I think trace chalcopyrite.										

Sample #:M676016	Grid East		E	Grid North		N	Type:	grab		Sample kept:	yes
	UTM:	576567	E	UTM:	6949631	N	Sample Width:		5 cm	Photo taken:	yes
Sampler:Rosie	Elevation:	1705	m				Dimension:				
	Comments:										
Date:June 8, 2012	Purplish green hornfels right at contact between sedimentary rocks and granodiorite. Blebs and disseminations of pyrite, pyrhotite, arsenopyrite and I think trace chalcopyrite.										

Sample #:M676051	Grid East		E	Grid North		N	Type:	grab		Sample kept	yes
	UTM:	578248	E	UTM:	6948100	N	Sample Width:		5 cm	Photo taken	no
Sampler: Ben	Elevation:	1409	m				Dimension:				
	Comments:										
Date:June 10, 2012											

Geochem Results

Ag	ppm
	ppm
	ppm
	ppm
	ppm

Sample #:M676017	Grid East		E	Grid North		N	Type:	grab		Sample kept	yes
	UTM:	576487	E	UTM:	6949761	N	Sample Width:		5 cm	Photo taken	no
Sampler:Rosie	Elevation:	1692	m				Dimension:				
	Comments:										
Date:June10, 2012	Hornfelsed seds near contact with granodiorite.										

Geochem Results

Ag	ppm
	ppm
	ppm
	ppm
	ppm

Rock Sample Descriptions

Project: Keg Zone: Page ___ of ___

Sample #:M676018	Grid East		E	Grid North		N	Type:	grab		Sample kept	yes	Geochem Results
	UTM:	576481	E	UTM:	6949764	N	Sample Width:		5 cm	Photo taken	no	Ag ppm
Sampler:Rosie	Elevation:	1688	m				Dimension:					ppm
	Comments:											ppm
Date:June 10, 2012												ppm
	Hornfelsed seds near contact with granodiorite.											ppm
Sample #:M676019	Grid East		E	Grid North		N	Type:	grab		Sample kept	yes	Geochem Results
	UTM:	576644	E	UTM:	6949783	N	Sample Width:		5 cm	Photo taken	no	Ag ppm
Sampler:Rosie	Elevation:	1626	m				Dimension:					ppm
	Comments:											ppm
Date:June 10, 2012												ppm
	Sample taken between rusty fracture set in silicified siltstone.											ppm
Sample #:M676020	Grid East		E	Grid North		N	Type:	grab		Sample kept	yes	Geochem Results
	UTM:	576653	E	UTM:	6949798	N	Sample Width:		5 cm	Photo taken	yes	Ag ppm
Sampler:Rosie	Elevation:	1620	m				Dimension:					ppm
	Comments:											ppm
Date:June 10, 2012												ppm
	Sample taken between rusty fracture set in silicified siltstone.											ppm
Sample #:M676021	Grid East		E	Grid North		N	Type:	grab		Sample kept:	yes	Geochem Results
	UTM:	576464	E	UTM:	6949754	N	Sample Width:		5 cm	Photo taken:	no	Ag ppm
Sampler: Rosie	Elevation:	1701	m				Dimension:					ppm
	Comments:											ppm
Date:June 10, 2012												ppm
	Purplish green hornfels.											ppm
Sample #:M676022	Grid East		E	Grid North		N	Type:	grab		Sample kept	yes	Geochem Results
	UTM:	576188	E	UTM:	6949810	N	Sample Width:		cm	Photo taken	no	Ag ppm
Sampler:Rosie	Elevation:	1703	m				Dimension:					ppm
	Comments:											ppm
Date:June 10, 2012												ppm
	Float of quartz sulphide with arsenopyrite and galena.											ppm
Sample #:M676023	Grid East		E	Grid North		N	Type:	grab		Sample kept	yes	Geochem Results
	UTM:	576189	E	UTM:	6949818	N	Sample Width:		cm	Photo taken	no	Ag ppm
Sampler: Rosie	Elevation:	1699	m				Dimension:					ppm
	Comments:											ppm
Date:June 10, 2012												ppm

Rock Sample Descriptions **Project:** Keg Zone: Page ___ of ___

Near soil sample ZZ11034 ppm

Rock Sample Descriptions

Project: Keg Zone: Page ___ of ___

Sample #:M676024
Grid East E Grid North N Type: grab Sample kept: yes
UTM: 576197 E UTM: 6949821 N Sample Width: 10 cm Photo taken: no
Sampler: Rosie Elevation: 1694 m Dimension:
Comments:
Date:June 10, 2012
Float of quartz-limonite vein.

Geochem Results
Ag ppm
ppm
ppm
ppm
ppm

Sample #: M676025
Grid East E Grid North N Type: Sample kept
UTM: 587781 E UTM: 6939190 N Sample Width: cm Photo taken
Sampler: Rosie Elevation: 963 m Dimension:
Comments:
Date:
Limestone with closely spaced fracture sets

Geochem Results
Ag ppm
ppm
ppm
ppm
ppm

Sample #:M676026
Grid East E Grid North N Type: grab Sample kept: no
UTM: 624813 E UTM: 6916459 N Sample Width: cm Photo taken: no
Sampler: Rosie Elevation: 1826 m Dimension:
Comments:
Date: June 12, 2012
float of brecciated vein with limonite

Geochem Results
Ag ppm
Au ppm
ppm
ppm
ppm

Sample #:M676027
Grid East E Grid North N Type: composite Sample kept no
UTM: 625748 E UTM: 6916987 N Sample Width: cm Photo taken yes
Sampler: Rosie Elevation: 1759 m Dimension: 5mx0.5m
Comments:
Date: June 12, 2012
Looks like a mineralized mafic dike, kill zone is about 10m x 10m.

Geochem Results
Ag ppm
ppm
ppm
ppm
ppm

Sample #: M676028
Grid East E Grid North N Type: Sample kept no
UTM: 625464 E UTM: 6917296 N Sample Width: cm Photo taken no
Sampler: Rosie Elevation: 1656 m Dimension:
Comments:
Date: June 12, 2012
Dark purple weathered siltstone layer with abundant limonite.

Geochem Results
Ag ppm
ppm
ppm
ppm
ppm

Sample #:M676029
Grid East E Grid North N Type: chip Sample kept yes
UTM: 625017 E UTM: 6917787 N Sample Width: 30 m cm Photo taken yes
Sampler: Rosie Elevation: 1559 m Dimension: 30m x 10m
Comments:
Date: June 15, 2012
Fault zone composed of carbonaceous material deformed around quartz-limonite veins.

Geochem Results
Ag ppm
ppm
ppm
ppm
ppm

Rock Sample Descriptions

Project: Keg Zone: Page ___ of ___

Sample #:M676030	Grid East		E	Grid North		N	Type:	grab		Sample kept	yes	Geochem Results
	UTM:	625671	E	UTM:	6918000	N	Sample Width:		cm	Photo taken	yes	Ag ppm
Sampler: Rosie	Elevation:	1653	m				Dimension:					ppm
	Comments:											ppm
Date: June 15, 2012												ppm
	Malachite staining on altered (epidote and chlorite) siltstone right at contact with granitic dike.											ppm

Sample #: M676031	Grid East		E	Grid North		N	Type:	grab		Sample kept	yes	Geochem Results
	UTM:	625772	E	UTM:	6917928	N	Sample Width:		cm	Photo taken	yes	Ag ppm
Sampler: Rosie	Elevation:	1697	m				Dimension:	2m x 0.5 m				ppm
	Comments:											ppm
Date: June 15, 2012												ppm
	Black stained rock with vugs occurring along a sheared contact with a dike.											ppm

Sample #: M676032	Grid East		E	Grid North		N	Type:			Sample kept		Geochem Results
	UTM:	625719	E	UTM:	6917065	N	Sample Width:		cm	Photo taken		Ag ppm
Sampler: Rosie	Elevation:	1747	m				Dimension:					ppm
	Comments:											ppm
Date:												ppm
	Rusty weathered mafic sill with pyrite											ppm

Sample #: M676033	Grid East		E	Grid North		N	Type:			Sample kept		Geochem Results
	UTM:	625586	E	UTM:	6916991	N	Sample Width:		cm	Photo taken		Ag ppm
Sampler: Rosie	Elevation:	1737	m				Dimension:					ppm
	Comments:											ppm
Date:												ppm
	Epidote-garnet skarn near contact with mafic dyke and marble with trace chalcopyrite.											ppm

Sample #:M676034	Grid East		E	Grid North		N	Type:	grab		Sample kept:	yes	Geochem Results
	UTM:	610972	E	UTM:	6925382	N	Sample Width:	10cm	cm	Photo taken:	no	Ag ppm
Sampler: Rosie	Elevation:	1394	m				Dimension:					Au ppm
	Comments:											ppm
Date: June 17, 2012												ppm
	Siliceous siltstone with veins of pyrite and other sulphides.											ppm

Sample #: M676035	Grid East		E	Grid North		N	Type:	grab		Sample kept	no	Geochem Results
	UTM:	611110	E	UTM:	6924783	N	Sample Width:	10cm	cm	Photo taken	no	Ag ppm
Sampler: Rosie	Elevation:		m				Dimension:					ppm
	Comments:											ppm
Date: June 17,2012												ppm
	Black shale cut by quartz veins that have weathered cavities. Looks like they are scoradite lined.											ppm

Rock Sample Descriptions

Project: Keg Zone: Page ___ of ___

Sample #: M676036	Grid East		E	Grid North		N	Type:	grab		Sample kept	yes	Geochem Results
	UTM:	611430	E	UTM:	6924869	N	Sample Width:	10cm	cm	Photo taken	yes	Ag ppm
Sampler: Rosie	Elevation:	1494	m				Dimension:					ppm
	Comments:											ppm
Date: June 17, 2012												ppm
	Sampled a near source boulder at the top of a rusty gravel scree slope.											ppm

Sample #: M676037	Grid East		E	Grid North		N	Type:	chip		Sample kept	no	Geochem Results
	UTM:	611430	E	UTM:	6924869	N	Sample Width:	5m	cm	Photo taken	yes	Ag ppm
Sampler: Rosie	Elevation:	1494	m				Dimension:					ppm
	Comments:											ppm
Date: June 17, 2012												ppm
	Sampled rusty chips across a small scree slope.											ppm

Sample #: M676038	Grid East		E	Grid North		N	Type:	grab		Sample kept	yes	Geochem Results
	UTM:	614974	E	UTM:	6924299	N	Sample Width:	100	cm	Photo taken	yes	Ag ppm
Sampler: Rosie	Elevation:	1195	m				Dimension:					ppm
	Comments:											ppm
Date: June 18,2012												ppm
	Sulphide veinlets and dissemination along rusty fractures oriented 098/69 RHR.											ppm

Sample #: M676039	Grid East		E	Grid North		N	Type:	grab		Sample kept	yes	Geochem Results
	UTM:	615129	E	UTM:	6924058	N	Sample Width:	10cm	cm	Photo taken	no	Ag ppm
Sampler: Rosie	Elevation:	1215	m				Dimension:					ppm
	Comments:											ppm
Date: June 18, 2012												ppm
	Amygdaloidal basalt with disseminated pyrite, pyrrhotite and arsenopyrite (?).											ppm

Sample #: M676040	Grid East		E	Grid North		N	Type:	grab		Sample kept:	yes	Geochem Results
	UTM:	615048	E	UTM:	6924010	N	Sample Width:	40	cm	Photo taken:	yes	Ag ppm
Sampler: Rosie	Elevation:	1187	m				Dimension:					ppm
	Comments:											ppm
Date: June 18, 2012												ppm
	Veinlets and disseminations of pyrite and chalcopyrite.											ppm

Sample #:M676041	Grid East		E	Grid North		N	Type:	grab		Sample kept	no	Geochem Results
	UTM:	612297	E	UTM:	6927177	N	Sample Width:	150	cm	Photo taken	no	Ag ppm
Sampler:Rosie	Elevation:	1494	m				Dimension:					ppm
	Comments:											ppm
Date:June 19, 2012												ppm
	Quartz-calcite vein at least 20cm thick with blebs of sulphide.											ppm

Rock Sample Descriptions

Project: Keg Zone: Page ___ of ___

Sample #:M676042	Grid East		E	Grid North		N	Type:	chip		Sample kept	yes	Geochem Results
	UTM:	611389	E	UTM:	6924766	N	Sample Width:	20cm	cm	Photo taken	yes	Ag ppm
Sampler: Rosie	Elevation:		m				Dimension:					ppm
	Comments:											ppm
Date: June 20, 2012												ppm
	20 cm wide fault with scoradite and limonite, along strike of larger structure that was trenched.											ppm
Sample #:M676043	Grid East		E	Grid North		N	Type:	Float		Sample kept		Geochem Results
	UTM:	613400	E	UTM:	6924552	N	Sample Width:		cm	Photo taken		Ag ppm
Sampler:Jessie	Elevation:		m				Dimension:					ppm
	Comments:											ppm
Date:												ppm
	Grey, fine grained quartzose sandstone with 5 % disseminated sulphide.											ppm
Sample #:M676044	Grid East		E	Grid North		N	Type:	chip		Sample kept	yes	Geochem Results
	UTM:	604574	E	UTM:	6931857	N	Sample Width:		100 cm	Photo taken	yes	Ag ppm
Sampler:Rosie	Elevation:	1695	m				Dimension:					ppm
	Comments:											ppm
Date:June 21, 2012												ppm
	Rusty, altered shale near a thrust fault. Large faulted outcrop that is alted to carbon, limonite, arsenic (?) oxide.											ppm
Sample #:M676045	Grid East		E	Grid North		N	Type:	grab		Sample kept	yes	Geochem Results
	UTM:	604150	E	UTM:	6931570	N	Sample Width:		40 cm	Photo taken	yes	Ag ppm
Sampler:Rosie	Elevation:	1720	m				Dimension:					ppm
	Comments:											ppm
Date:June 21, 2012												ppm
	rusty brown weathered, silicified rock that is in places brecciated with minor arsenopyrite.											ppm
Sample #:M676046	Grid East		E	Grid North		N	Type:	grab		Sample kept	yes	Geochem Results
	UTM:	604150	E	UTM:	6931570	N	Sample Width:		20 cm	Photo taken		Ag ppm
Sampler:Rosie	Elevation:	1720	m				Dimension:					ppm
	Comments:											ppm
Date:June 21, 2012												ppm
	Silicified rock with blebs and disseminated sulphide.											ppm
Sample #:M676047	Grid East		E	Grid North		N	Type:	chip		Sample kept	yes	Geochem Results
	UTM:	602905	E	UTM:	6930620	N	Sample Width:		75 cm	Photo taken	yes	Ag ppm
Sampler:Rosie	Elevation:	1902	m				Dimension:					ppm
	Comments:											ppm
Date:June 22, 2012												ppm
	Siliceous altered rock with approximately 30% sulphide.											ppm

Rock Sample Descriptions

Project: Keg Zone: Page ___ of ___

Sample #:M676048	Grid East		E	Grid North		N	Type:	grab		Sample kept	yes	Geochem Results
	UTM:	602889	E	UTM:	6930555	N	Sample Width:		10 cm	Photo taken	no	Ag ppm
Sampler:Rosie	Elevation:	1891	m				Dimension:					ppm
	Comments:											ppm
Date:June 22, 2012												ppm
	Siliceous altered rock with disseminated and blebs of sulphide (10%).											ppm

Sample #:M676049	Grid East		E	Grid North		N	Type:	grab		Sample kept	yes	Geochem Results
	UTM:	602897	E	UTM:	6930549	N	Sample Width:	10cm	cm	Photo taken	no	Ag ppm
Sampler:Rosie	Elevation:	1889	m				Dimension:					ppm
	Comments:											ppm
Date:June 22, 2012												ppm
	Siliceous altered rock with disseminated and blebs of sulphide (10%).											ppm

Sample #:M676050	Grid East		E	Grid North		N	Type:	grab		Sample kept	yes	Geochem Results
	UTM:	602908	E	UTM:	6930607	N	Sample Width:		10 cm	Photo taken	yes	Ag ppm
Sampler:Rosie	Elevation:		m				Dimension:					ppm
	Comments:											ppm
Date:June 22, 2012												ppm
	Rusty weathered, pyrite rich silicified volcanic rock.											ppm

Sample #:M676051	Grid East		E	Grid North		N	Type:	grab		Sample kept	yes	Geochem Results
	UTM:	578248	E	UTM:	6948100	N	Sample Width:		5 cm	Photo taken	no	Ag ppm
Sampler:Ben	Elevation:		m				Dimension:					ppm
	Comments:											ppm
												ppm
												ppm

Sample #:M676052	Grid East		E	Grid North		N	Type:	chip		Sample kept	yes	Geochem Results
	UTM:	602864	E	UTM:	6930650	N	Sample Width:		50 cm	Photo taken		Ag ppm
Sampler:Rosie	Elevation:		m				Dimension:					ppm
	Comments:											ppm
Date:June 22, 2012												ppm
	Rusty weathered, grey silicous rock with abundant fine-grained sulphide.											ppm

Sample #:M676053	Grid East		E	Grid North		N	Type:	chip		Sample kept		Geochem Results
	UTM:	602853	E	UTM:	6930668	N	Sample Width:		250 cm	Photo taken	yes	Ag ppm
Sampler:Rosie	Elevation:	1893	m				Dimension:					ppm
	Comments:											ppm
Date:June 22, 2012												ppm
	Outcrop of very rusty weathered, grey silicious volcanic(?) that has 10-20% sulphide.											ppm

Rock Sample Descriptions **Project:** Keg Zone: Page ___ of ___

Rock Sample Descriptions

Project: Keg Zone: Page ___ of ___

Sample #:M676054	Grid East		E	Grid North		N	Type:	grab		Sample kept	yes	Geochem Results	
	UTM:	603764	E	UTM:	6932079	N	Sample Width:		10 cm	Photo taken	no	Ag	ppm
Sampler:Rosie	Elevation:	1617	m				Dimension:						ppm
	Comments:												ppm
Date:June 22, 2012													ppm
	Silicified section of a muddy limestone that has stingers of sulphide (possibly sphalerite?)												ppm

Sample #:M676055	Grid East		E	Grid North		N	Type:	grab		Sample kept	yes	Geochem Results	
	UTM:	604033	E	UTM:	6934750	N	Sample Width:	5 cm	cm	Photo taken	no	Ag	ppm
Sampler:Rosie	Elevation:		m				Dimension:						ppm
	Comments:												ppm
Date:June 24, 2012													ppm
	Breccia in chert with minor arsenopyrite and a dark grey silvery matrix.												ppm

Sample #:M676056	Grid East		E	Grid North		N	Type:	grab		Sample kept	yes	Geochem Results	
	UTM:	603326	E	UTM:	6934564	N	Sample Width:	10 cm	cm	Photo taken	yes	Ag	ppm
Sampler:Rosie	Elevation:	1515	m				Dimension:						ppm
	Comments:												ppm
Date:June 24, 2012													ppm
	Ferricrete in reverse fault. Rusty fault rock comprised of all limonite and jarosite rock in a reverse fault with about 60 cm offset.												ppm

Sample #:M676057	Grid East		E	Grid North		N	Type:	grab		Sample kept	yes	Geochem Results	
	UTM:	605499	E	UTM:	6932030	N	Sample Width:	10 cm	cm	Photo taken	yes	Ag	ppm
Sampler:Rosie	Elevation:		m				Dimension:						ppm
	Comments:												ppm
Date:June 25, 2012													ppm
	Silicified, pinkish grey rock with fine-grained disseminated sulphide.												ppm

Sample #:M676058	Grid East		E	Grid North		N	Type:	grab		Sample kept	yes	Geochem Results	
	UTM:	605493	E	UTM:	6932104	N	Sample Width:		5 cm	Photo taken	yes	Ag	ppm
Sampler:Rosie	Elevation:	1706	m				Dimension:						ppm
	Comments:												ppm
Date:June 25, 2012													ppm
	Near source float of brecciated, vuggy siltstone with qtz-jarosite-weathered galena matrix. Several cobble sized pieces of this in the scree s												ppm

Sample #:M676059	Grid East		E	Grid North		N	Type:	chip		Sample kept	yes	Geochem Results	
	UTM:	605690	E	UTM:	6932051	N	Sample Width:		120 cm	Photo taken	yes	Ag	ppm
Sampler:Rosie	Elevation:		m				Dimension:						ppm
	Comments:												ppm

Rock Sample Descriptions **Project:** Keg Zone: Page ___ of ___

Date:June 25, 2012

	ppm
	ppm

Rusty orange weathered, greyish completely silicified tuff with veinlets/fracture fill sulphide.

Rock Sample Descriptions

Project: Keg Zone: Page ___ of ___

Sample #:M676060	Grid East		E	Grid North		N	Type:	grab		Sample kept	yes
	UTM:	602794	E	UTM:	6930982	N	Sample Width:		10 cm	Photo taken	yes
Sampler:Rosie	Elevation:	1802	m				Dimension:				
	Comments:										
Date:June 26, 2012											

Qtz-feldspar sandstone or crystal tuff that is weathered to limonite and yellowish-green staining near fractures. A very fine-grained sulphide replaces the matrix of the rock near steeply dipping, east-west trending fractures.

Geochem Results	
Ag	ppm
	ppm
	ppm
	ppm
	ppm
	ppm

Sample #:M676061	Grid East		E	Grid North		N	Type:	grab		Sample kept	yes
	UTM:	603470	E	UTM:	6931050	N	Sample Width:		5 cm	Photo taken	yes
Sampler:Rosie	Elevation:	1806	m				Dimension:				
	Comments:										
Date:June 26, 2012											

A high grade sample of a partially weathered out, dark grey (galena?) sulphide blob in a black, rusty weathered siltstone.

Geochem Results	
Ag	ppm
	ppm
	ppm
	ppm
	ppm
	ppm

Sample #:M676062	Grid East		E	Grid North		N	Type:	grab		Sample kept	yes
	UTM:	603470	E	UTM:	6931050	N	Sample Width:		120 cm	Photo taken	yes
Sampler:Rosie	Elevation:	1806	m				Dimension:				
	Comments:										
Date:June 26, 2012											

Dark grey to black siltstone with a bluish-green and yellowish oxide staining. Occurs in the footwall of a thrust fault.

Geochem Results	
Ag	ppm
	ppm
	ppm
	ppm
	ppm
	ppm

Sample #:M676063	Grid East		E	Grid North		N	Type:	chip		Sample kept	yes
	UTM:	603470	E	UTM:	6931050	N	Sample Width:		110 cm	Photo taken	yes
Sampler:Rosie	Elevation:	1806	m				Dimension:				
	Comments:										
Date:June 26, 2012											

Grey silicified siltstone that weathers rusty and has disseminated and stringers of sulphide, occurs in the hanging wall of a thrust fault.

Geochem Results	
Ag	ppm
	ppm
	ppm
	ppm
	ppm
	ppm

Sample #:M676064	Grid East		E	Grid North		N	Type:	grab		Sample kept	yes
	UTM:	603470	E	UTM:	6931050	N	Sample Width:		3 cm	Photo taken	yes
Sampler:Rosie	Elevation:	1806	m				Dimension:				
	Comments:										
Date:June 26, 2012											

High grade sample of grey-sulphide rich seam within a thrust fault zone.

Geochem Results	
Ag	ppm
	ppm
	ppm
	ppm
	ppm
	ppm

Sample #:M676065	Grid East		E	Grid North		N	Type:	grab		Sample kept	yes
	UTM:	609545	E	UTM:	6929431	N	Sample Width:		20 cm	Photo taken	yes
Sampler:Rosie	Elevation:	1475	m				Dimension:				
	Comments:										

Geochem Results	
Ag	ppm
	ppm
	ppm

Rock Sample Descriptions

Project: Keg Zone: Page ___ of ___

Date:June 26, 2012

Very altered, silicified rock that weathers rusty, yellow and green oxides and has arsenopyrite, pyrite and trace galena.

ppm
ppm

Sample #:M676066

Grid East E Grid North N Type: chip Sample kept yes

UTM: 609516 E UTM: 6929447 N Sample Width: 50 cm Photo taken no

Sampler:Rosie

Elevation: 1475 m Dimension:

Comments:

Date:June 26, 2012

Very altered, silicified rock that weathers rusty, yellow and green oxides and has arsenopyrite, pyrite and trace galena. Sample near a small brittle shear.

Geochem Results

Ag ppm
ppm
ppm
ppm
ppm
ppm

Sample #:M676067

Grid East E Grid North N Type: grab Sample kept: yes

UTM: 591274 E UTM: 6939747 N Sample Width: 10 cm Photo taken: yes

Sampler: Rosie

Elevation: 1146 m Dimension: 30 cm wide vein

Comments:

Date: July 17, 2012

30 cm wide vein dominated by arsenopyrite (60% or greater).

Geochem Results

Ag ppm
Au ppm
ppm
ppm
ppm

Sample #:M676068

Grid East E Grid North N Type: grab Sample kept yes

UTM: 591278 E UTM: 6939744 N Sample Width: 10cm cm Photo taken yes

Sampler: Rosie

Elevation: 1147 m Dimension: 25 cm wide vein

Comments:

Date: July 17, 2012

I think this is the same vein at M676067

Geochem Results

Ag ppm
ppm
ppm
ppm
ppm

Sample #:M676069

Grid East E Grid North N Type: grab Sample kept no

UTM: 591277 E UTM: 6939738 N Sample Width: 8 cm Photo taken yes

Sampler: Rosie

Elevation: 1152 m Dimension: 20cm wide vein

Comments:

Date: July 17, 2012

Part of a 12mx8m rusty outcrop with several arsenopyrite veins ranging in width grom 3 to 30 cm.

Geochem Results

Ag ppm
ppm
ppm
ppm
ppm

Sample #:M676070

Grid East E Grid North N Type: composite grab Sample kept yes

UTM: 606491 E UTM: 6929915 N Sample Width: 700 cm Photo taken yes

Sampler:Rosie

Elevation: 1469 m Dimension: 1.5m x 7m min

Comments:

Date:July 18, 2012

A rusty layer that looks like a intermediate volcanic rock with up to 10% sulphide that is dominated by pyrite and pyrrhotite. Sampled along the layer every metre for 7 m.

Geochem Results

Ag ppm
ppm
ppm
ppm
ppm

Sample #:M676071

Grid East E Grid North N Type: Sample kept

UTM: 604396 E UTM: 6934871 N Sample Width: cm Photo taken

Sampler:Rosie

Elevation: 1439 m Dimension:

Comments:

Date:July 19,2012

Siltstone with disseminated and blebs of pyrite and maybe arsenopyrite from the hinge of a 10'm scale antiform

Geochem Results

Ag ppm
ppm
ppm
ppm
ppm

Rock Sample Descriptions

Project: Keg Zone: Page ___ of ___

Sample #:M676072	Grid East		E	Grid North		N	Type:	chip		Sample kept:	yes
	UTM:	596880	E	UTM:	6934906	N	Sample Width:		50 cm	Photo taken:	yes
Sampler:Rosie	Elevation:		m				Dimension:	50mx10m			
	Comments:										
Date:July 20, 2012											
	Carbonaceous siltstone in a fault zone that is stained by yellowish green oxide.										

Geochem Results: Ag ppm; Au ppm; ppm; ppm; ppm; ppm

Sample #:M676073	Grid East		E	Grid North		N	Type:	chip		Sample kept	no
	UTM:	596830	E	UTM:	6934863	N	Sample Width:		50 cm	Photo taken	no
Sampler: Rosie	Elevation:		m				Dimension:	50mx10m			
	Comments:										
Date: July 20,1012											
	Carbonaceous siltstone in a fault zone that is stained by yellowish green oxide. Part of same fault zone as M676072										

Geochem Results: Ag ppm; ppm; ppm; ppm; ppm

Sample #:M676074	Grid East		E	Grid North		N	Type:	chip		Sample kept	yes
	UTM:	596789	E	UTM:	6934877	N	Sample Width:		40 cm	Photo taken	yes
Sampler: Rosie	Elevation:	1540	m				Dimension:	15mx5m			
	Comments:										
Date: July 20,2012											
	Deformed quartz-rich sandstone with yellow and green staining.										

Geochem Results: Ag ppm; ppm; ppm; ppm; ppm

Sample #:M676075	Grid East		E	Grid North		N	Type:	chip		Sample kept	yes
	UTM:	599580	E	UTM:	6934779	N	Sample Width:		30 cm	Photo taken	yes
Sampler: Rosie	Elevation:	1573	m				Dimension:	2mx3m			
	Comments:										
Date: July 21, 2012											
	Gritty black chert with yellowish-green staining.										

Geochem Results: Ag ppm; ppm; ppm; ppm; ppm

Sample #:M676076	Grid East		E	Grid North		N	Type:	grab		Sample kept	no
	UTM:	599302	E	UTM:	6934632	N	Sample Width:		5 cm	Photo taken	yes
Sampler: Rosie	Elevation:	1540	m				Dimension:	50mx50m			
	Comments:										
Date: July 21,2012											
	Silvery weathered, siliceous siltstone with yellow, green staining.										

Geochem Results: Ag ppm; ppm; ppm; ppm; ppm

Sample #:M676077	Grid East		E	Grid North		N	Type:	grab		Sample kept	yes
	UTM:	602272	E	UTM:	6931423	N	Sample Width:		15 cm	Photo taken	yes
Sampler:Rosie	Elevation:	1523	m				Dimension:				
	Comments:										
Date: July 24, 2012											
	silicified siltstone with disseminated pyrite and pyrrhotite										

Geochem Results: Ag ppm; ppm; ppm; ppm; ppm

Sample #:M676078	Grid East		E	Grid North		N	Type:	grab		Sample kept	yes
	UTM:	602398	E	UTM:	6931423	N	Sample Width:		5 cm	Photo taken	yes
Sampler:Rosie	Elevation:	1523	m				Dimension:				

Geochem Results: Ag ppm; ppm

Rock Sample Descriptions

Project: Keg Zone: Page ___ of ___

Comments:

Date: July 24, 2012

Silicified siltstone with wavy laminations of pyrite and pyrrhotite.

Geochem Results: ppm / ppm / ppm

Sample #:M676079

Grid East E Grid North N Type: chip Sample kept yes

UTM: 602469 E UTM: 6931799 N Sample Width: 15 cm Photo taken yes

Sampler:Rosie Elevation: 1683 m Dimension:

Comments:

Date: July 24, 2012

Quartz vein with weathered out cavities and vugs that have a needle like mineral (stibnite?).

Geochem Results: Ag ppm / ppm / ppm / ppm / ppm / ppm

Sample #:M676080

Grid East E Grid North N Type: chip Sample kept yes

UTM: 602560 E UTM: 6931872 N Sample Width: 30 cm Photo taken yes

Sampler:Rosie Elevation: 1523 m Dimension:

Comments:

Date: July 24, 2012

Yellowish altered siltstone cut by qtz-limonite-jarosite veins several cm thick.

Geochem Results: Ag ppm / ppm / ppm / ppm / ppm / ppm

Sample #:M676081

Grid East E Grid North N Type: composite grab Sample kept:

UTM: 625730 E UTM: 6917201 N Sample Width: 300 cm Photo taken:

Sampler:Rosie Elevation: 1724 m Dimension: 8cm vein

Comments:

Date:July 25, 2012

Contact between laminated, hornfelsed siltstone and diorite. Vein dominated by scorodite varies in thickness from 5-15cm.

Geochem Results: Ag ppm / ppm / ppm / ppm / ppm / ppm

Sample #:M676082

Grid East E Grid North N Type: compsite grab Sample kept

UTM: 625730 E UTM: 6917201 N Sample Width: 300 cm Photo taken

Sampler:Rosie Elevation: 1724 m Dimension: 20cm

Comments:

Date:July 25, 2012

Rusty weathered, laminated siltstone along width of vein.

Geochem Results: Ag ppm / ppm / ppm / ppm / ppm / ppm

Sample #:M676083

Grid East E Grid North N Type: chip Sample kept

UTM: 625730 E UTM: 6917201 N Sample Width: 350 cm Photo taken no

Sampler:Rosie Elevation: 1724 m Dimension: 10 m

Comments:

Date:July 25, 2012

Diorite at contact with siltstone. Diorite has interesting 'blobs' of hbl (?) and a brownish mineral (sphalerite?).

Geochem Results: Ag ppm / ppm / ppm / ppm / ppm / ppm

Sample #:M676084

Grid East E Grid North N Type: grab Sample kept

UTM: 625542 E UTM: 6917233 N Sample Width: 12 cm Photo taken yes

Sampler:Rosie Elevation: 1690 m Dimension: 12cm

Comments:

Date:July 25, 2012

Vein comprising yellowish-brown stubby mineral (epidote?) and a acicular mineral that has an irradescent sheen to them.

Geochem Results: Ag ppm / ppm / ppm / ppm / ppm / ppm

Rock Sample Descriptions

Project: Keg Zone: Page ___ of ___

Sample #: M676085	Grid East		E	Grid North		N	Type:	grab		Sample kept	yes	Geochem Results
	UTM:	625495	E	UTM:	6917240	N	Sample Width:		10 cm	Photo taken	yes	Ag ppm
Sampler:Rosie	Elevation:	1679	m				Dimension:	10cm				ppm
	Comments:											ppm
Date:July 25, 2012												ppm
	Quartz-calcite vein that has buff colored weathered out cavities.											ppm
Sample #:M676086	Grid East		E	Grid North		N	Type:	chip		Sample kept	yes	Geochem Results
	UTM:	589044	E	UTM:	6938416	N	Sample Width:		30 cm	Photo taken	yes	Ag ppm
Sampler: Rosie	Elevation:	1325	m				Dimension:					ppm
	Comments:											ppm
Date:July 27, 2012												ppm
	Yellowish-grey stained, black siltstone sampled above a fault that cuts through a fold hinge.											ppm
Sample #:M676087	Grid East		E	Grid North		N	Type:	grab		Sample kept	yes	Geochem Results
	UTM:	625545	E	UTM:	6917233	N	Sample Width:		150 cm	Photo taken		Ag ppm
Sampler:Jen	Elevation:		m				Dimension:	15cm wide vein				ppm
	Comments:											ppm
Date:July 25, 2012												ppm
	Quartz vein with minor to trace galena and a dark green mineral (diopside?).											ppm
Sample #:M676088	Grid East		E	Grid North		N	Type:	grab		Sample kept	yes	Geochem Results
	UTM:	625485	E	UTM:	6917250	N	Sample Width:		100 cm	Photo taken	yes	Ag ppm
Sampler:Rosie	Elevation:	1677	m				Dimension:	1mx0.3m				ppm
	Comments:											ppm
Date:July 25, 2012												ppm
	Dark grey-brown, vein material.											ppm
Sample #:M676089	Grid East		E	Grid North		N	Type:	grab		Sample kept	yes	Geochem Results
	UTM:	625616	E	UTM:	6917164	N	Sample Width:		12 cm	Photo taken	yes	Ag ppm
Sampler:Rosie	Elevation:	1714	m				Dimension:					ppm
	Comments:											ppm
Date:July 25, 2012												ppm
	Rubble or subcrop of rusty-orange weathered greenish-yellow fresh, sugary textured rock comprising yellowish mineral and brownish-red soft mineral and calcite.											ppm
Sample #:M676090	Grid East		E	Grid North		N	Type:	grab		Sample kept	yes	Geochem Results
	UTM:	625527	E	UTM:	6917143	N	Sample Width:		10 cm	Photo taken	no	Ag ppm
Sampler: Jen	Elevation:		m				Dimension:					ppm
	Comments:											ppm
Date:July 25, 2012												ppm
	Dark grey siltstone hosting minor pyrrhotite.											ppm
Sample #:M676091	Grid East		E	Grid North		N	Type:	grab		Sample kept	yes	Geochem Results
	UTM:	625531	E	UTM:	6917086	N	Sample Width:		10 cm	Photo taken	no	Ag ppm

Rock Sample Descriptions

Project: Keg Zone: Page ___ of ___

Sampler: Jen
Elevation: m
Comments:
Date:July 25, 2012
Dimension:
Rusty weathered, biotite schist with minor pyrrhotite and a striated, elongate dark green-black mineral.

Geochem Results: ppm

Sample #:M676092
Grid East E Grid North N Type: grab Sample kept yes
UTM: 625795 E UTM: 6916970 N Sample Width: 10 cm Photo taken no
Sampler: Jen
Elevation: m
Comments:
Date:July 25, 2012
Dimension:
Rusty weathered, biotite schist with minor pyrrhotite and a striated, elongate dark green-black mineral.

Geochem Results
Ag ppm

Sample #:M676093
Grid East E Grid North N Type: grab Sample kept yes
UTM: 626244 E UTM: 6917950 N Sample Width: 10 cm Photo taken yes
Sampler: Rosie
Elevation: 1686 m
Comments:
Date:July 25, 2012
Dimension:
Light green and pink garnet pyroxene skarn within a layer of marble. Trace sulphides comprising pyrite and chalcopyrite.

Geochem Results
Ag ppm

Sample #:M676094
Grid East E Grid North N Type: chip Sample kept yes
UTM: 626245 E UTM: 6917956 N Sample Width: 30 cm Photo taken yes
Sampler: Rosie
Elevation: 1686 m
Comments:
Date:July 25, 2012
Dimension:
Light green and pink garnet pyroxene skarn within a layer of marble. Trace sulphides comprising pyrite and chalcopyrite.

Geochem Results
Ag ppm

Sample #:M676095
Grid East E Grid North N Type: grab Sample kept yes
UTM: 589260 E UTM: 6938462 N Sample Width: 5 cm Photo taken no
Sampler:Ben
Elevation: m
Comments:
Date:July 26, 2012
Dimension: 5mx1m
White quartz vein cutting black chert with yellowish-buff alteration halo approximately 5 m in width.

Geochem Results
Ag ppm

Sample #:M676096
Grid East E Grid North N Type: grab Sample kept yes
UTM: 581352 E UTM: 6938345 N Sample Width: 5 cm Photo taken no
Sampler:Ben
Elevation: m
Comments:
Date:July 26, 2012
Dimension:
Rusty weathered, black chert.

Geochem Results
Ag ppm

Sample #:M676097
Grid East E Grid North N Type: Sample kept
UTM: 605984 E UTM: 6936449 N Sample Width: cm Photo taken
Sampler:Rosie
Elevation: 1372 m
Comments:
Date:July 28, 2012
Dimension:

Geochem Results
Ag ppm

Rock Sample Descriptions **Project:** Keg Zone: Page ___ of ___

Black chert with orange and yellow oxide cut by small vuggy quartz veins.

Geochem Results	
	ppm

Sample #:M676098 | Grid East E | Grid North N | Type: composite grab | Sample kept yes

UTM: 605982 E | UTM: 6936452 N | Sample Width: 10 cm | Photo taken no

Sampler: Rosie | Elevation: 1381 m | Dimension:

Comments:

Date: July 28, 2012

Very near source float of red, orange and greenish oxide staining on black chert cut by veinlets of quartz.

Geochem Results	
Ag	ppm
	ppm
	ppm
	ppm
	ppm

Sample #:M676099 | Grid East E | Grid North N | Type: grab | Sample kept yes

UTM: 577680 E | UTM: 6832834 N | Sample Width: 8 cm | Photo taken no

Sampler:Rosie | Elevation: 1701 m | Dimension: 60cmx40cm

Comments:

Date:July 29, 2012

Near source boulder comprising purple and green hornfelsed with garnet pyroxene skarn. NOT SENT IN FOR ASSAY

Geochem Results	
Ag	ppm
	ppm
	ppm
	ppm
	ppm

Sample #:M676100 | Grid East E | Grid North N | Type: grab | Sample kept yes

UTM: 577897 E | UTM: 6932859 N | Sample Width: 10 cm | Photo taken no

Sampler:Rosie | Elevation: 1817 m | Dimension: 10mx20m

Comments:

Date:July 29, 2012

Garnet-pyroxene-epidote and sometimes calcite skarn. NOT SENT IN FOR ASSAY

Geochem Results	
Ag	ppm
	ppm
	ppm
	ppm
	ppm

Sample #:M676751 | Grid East E | Grid North N | Type: grab | Sample kept yes

UTM: 625767 E | UTM: 6917129 N | Sample Width: 15 cm | Photo taken yes

Sampler: Rosie | Elevation: 1730 m | Dimension: 1m minimum

Comments:

Date:July 25, 2012

Pinkish-red and green vein cutting laminated sediments.

Geochem Results	
Ag	ppm
	ppm
	ppm
	ppm
	ppm

Sample #:M676752 | Grid East E | Grid North N | Type: grab | Sample kept yes

UTM: 625767 E | UTM: 6917129 N | Sample Width: 15 cm | Photo taken yes

Sampler: Rosie | Elevation: 1730 m | Dimension: 1m minimum

Comments:

Date:July 25, 2012

Pinkish-red and green skarn-like minerals in a band parallel to laminations in siltstone.

Geochem Results	
Ag	ppm
	ppm
	ppm
	ppm
	ppm

Sample #:M676753 | Grid East E | Grid North N | Type: composite grab | Sample kept yes

UTM: 625806 E | UTM: 6917098 N | Sample Width: 200 cm | Photo taken yes

Sampler: Rosie | Elevation: m | Dimension: 1m minimum

Comments:

Date:July 25, 2012

Geochem Results	
Ag	ppm
	ppm
	ppm
	ppm
	ppm

Rock Sample Descriptions

Project: Keg Zone:

Took 5cm from 3 boulders (1 m wide each) that sit about 2 m from each other.

ppm

Sample #:M676754

Grid East E Grid North N Type: Sample kept

UTM: E UTM: N Sample Width: cm Photo taken

Sampler:Noah Elevation: m Dimension:

Comments:

Date:

NOT SENT IN FOR ASSAY

Geochem Results

Ag ppm

ppm ppm ppm ppm

Sample #: M676755

Grid East E Grid North N Type: Grab Sample kept: yes

UTM: 605729 E UTM: 6936466 N Sample Width: cm Photo taken: no

Sampler: Noah Elevation: m Dimension: 50cmX1m

Comments:

Date: July 28, 2012

Dug up from soil anomaly CC150018. The rock is a black shale with no hole found for the soil sample. Minor oxidation and light green staining occurs along fractures.

Geochem Results

Ag ppm

ppm ppm ppm ppm

Sample #: M676757

Grid East E Grid North N Type: Chip Sample kept: Yes

UTM: 577970 E UTM: 6938148 N Sample Width: 50 cm Photo taken: No

Sampler: Noah Elevation: 1494 m Dimension: 30mx10m

Comments:

Date:July 29th

Dark grey to black, massive, aphanitic chert with blebby pyrite. Pyrrhotite blebs are 1-2mm in diameter and contain fine-medium grained euhedral pyrite (can see cubic crystal structure.

Geochem Results

Ag ppm

Au ppm

ppm ppm ppm

Sample #: M676758

Grid East E Grid North N Type: Grab Sample kept Yes

UTM: 578810 E UTM: 6933156 N Sample Width: 50 cm Photo taken No

Sampler: Noah Elevation: 1810 m Dimension: 10m x 20m

Comments:

Date: July 30th

Hornfelsed sediments with abundant andraditic garnet. Outcrop with strong pyrrhotite, trace arsenopyrite, fair fine grained soft black sulphide, and some scorrodite. Taken from an oxidized boulder train.

Geochem Results

Ag ppm

ppm ppm ppm ppm

Sample #: M676759

Grid East E Grid North N Type: Grab Sample kept Yes

UTM: 578835 E UTM: 6933147 N Sample Width: 50 cm Photo taken No

Sampler: Noah Elevation: 1811 m Dimension: 10m x 1m

Comments:

Date: July 30th

Dark red oxidized and hornfelsed siltstone with strong pyrrhotite, large bladed calcite, some light green staining (scorrodite?), and large euhedral crystals of andraditic garnet.

Geochem Results

Ag ppm

ppm ppm ppm ppm

Sample #: M676760

Grid East E Grid North N Type: Grab Sample kept Yes

UTM: 578911 E UTM: 6933084 N Sample Width: 50 cm Photo taken No

Sampler: Noah Elevation: m Dimension: 15m x 25m

Comments:

Date: July 30th

Dark red oxidized, hornfelsed, and skarnified (many andraditic garnets in lenses) siltstone with strong pyrrhotite, some light green staining (scorrodite?), and a dark orange oxide.

Geochem Results

Ag ppm

ppm ppm ppm ppm

Sample #: M676761

Grid East E Grid North N Type: Grab Sample kept Yes

Geochem Results

Rock Sample Descriptions

Project: Keg Zone: Page ___ of ___

	UTM:	578005	E	UTM:	6933692	N	Sample Width:	50 cm	Photo taken	No	Ag ppm
Sampler: Noah	Elevation:		m				Dimension:				ppm
	Comments:										ppm
Date: July 30th											ppm
											ppm

Garnet skarn with strong pyrrhotite and moderate dark orange oxide. A fibrous veinlet (~2mm) in width (wollastonite?) occurs within the unit.

Sample #: M676762	Grid East		E	Grid North		N	Type:		Sample kept	Yes	Geochem Results
	UTM:	578016	E	UTM:	6933950	N	Sample Width:	100 cm	Photo taken	No	Ag ppm
Sampler: Noah	Elevation:		m				Dimension:				ppm
	Comments:										ppm
Date: July 30th											ppm
											ppm

Taken from a lineation running at ~130°. Oxidized to a dark red, the rock is a garnet skarn (likely skarnified and hornfelsed siltstone). A medium orange oxide exists in the rock, has strong pyrrhotite, and has a light green staining.

Sample #: M676763	Grid East		E	Grid North		N	Type:	Grab	Sample kept:	Yes	Geochem Results
	UTM:	578199	E	UTM:	6934125	N	Sample Width:	50 cm	Photo taken:	No	Ag ppm
Sampler: Noah	Elevation:		m				Dimension:	2m x 1m			ppm
	Comments:										ppm
Date: July 30th											ppm
											ppm

Good example of a coarse grained calcite vein. Calcite has a dark orange oxide associated with it. Is hosted in a skarnified and oxidized siltstone. Sample comes from a rubble pile with the orange oxidation extending 2m x 1m.

Sample #: M676764	Grid East		E	Grid North		N	Type:	Grab	Sample kept		Geochem Results
	UTM:	576722	E	UTM:	6934133	N	Sample Width:	50 cm	Photo taken		Ag ppm
Sampler: Noah	Elevation:		m				Dimension:				ppm
	Comments:										ppm
Date: July 30th											ppm
											ppm

Large boulder of highly oxidized float. Mainly a bright, medium orange oxide and a light green to turquoise oxide (scorrodite). Non-magnetic. 60% of the surface is a dark purple altered oxide. Sample lithology is originally a hornfelsed and skarnified siltstone.

Sample #: M676765	Grid East		E	Grid North		N	Type:	Grab	Sample kept	Yes	Geochem Results
	UTM:	579330	E	UTM:	6933172	N	Sample Width:	25 cm	Photo taken	No	Ag ppm
Sampler: Noah	Elevation:		m				Dimension:	0.5m x 0.5m			ppm
	Comments:										ppm
Date: July 30th											ppm
											ppm

Small showing of dark red, oxidized garnet skarn. A calcite vein (1cm) runs through the centre with light green scorrodite alteration (from As?). Much of the rock has been altered to a dark purple and fine grained pyrrhotite is found throughout.

Sample #:M676766	Grid East		E	Grid North		N	Type:	Chip	Sample kept	yes	Geochem Results
	UTM:	586464	E	UTM:	6935808	N	Sample Width:	50 cm	Photo taken	no	Ag ppm
Sampler: Noah	Elevation:		m				Dimension:	20m x 10m			ppm
	Comments:										ppm
Date: July 31st											ppm
											ppm

Light green to dark grey hornfelsed quartz rich siltstone with small 1-2mm veinlets of calcite. Rock has fair fine grained pyrrhotite. Light red garnet veinlets exist at a low density and are associated with arsenopyrite, trace galena and weak sphalerite.

Sample #: M676767	Grid East		E	Grid North		N	Type:	Grab from float	Sample kept	No	Geochem Results
	UTM:	583002	E	UTM:	6940046	N	Sample Width:	- cm	Photo taken	No	Ag ppm

Rock Sample Descriptions

Project: Keg Zone: Page ___ of ___

Sampler: Noah
Elevation: m
Comments:
Date: August 2nd
Dimension: -

Sample was dug up under soil sample CC156145. Sample has radiating fibrous crystals (wollastonite?) with the appearance and feel of chlorite.

Geochem Results: Ag ppm

Sample #: M676768

Grid East E Grid North N Type: Grab Sample kept Yes
UTM: 591703 E UTM: 6911713 N Sample Width: 50 cm Photo taken No
Sampler: Noah
Elevation: m
Dimension: 50cm x 40cm
Comments:
Date: August 3rd

Taken from an oxidized linear running at 100°. Rock is an oxidized granite, with the entire rock (biotite excluded) being altered to a dark orange.

Geochem Results: Ag ppm

Sample #: M676769

Grid East E Grid North N Type: Float Sample kept Yes
UTM: 591713 E UTM: 6911700 N Sample Width: cm Photo taken No
Sampler: Noah
Elevation: m
Dimension:
Comments:
Date: August 3rd

Granite. Pervasively oxidized to a light yellow/orange (minor phyllite alteration?). Weathers to a dark orange on surface.

Geochem Results: Ag ppm

Sample #: M676770

Grid East E Grid North N Type: Chip Sample kept Yes
UTM: 592363 E UTM: 6911186 N Sample Width: 50 cm Photo taken No
Sampler: Noah
Elevation: m
Dimension: 1m X 15m
Comments:
Date: August 3rd

Pegmatitic dyke. Large crystals of plagioclase (75%), quartz (10%), and biotite (15%).

Geochem Results: Ag ppm

Sample #: M676771

Grid East E Grid North N Type: Chip Sample kept Yes
UTM: 592533 E UTM: 6911062 N Sample Width: 100 cm Photo taken No
Sampler: Noah
Elevation: m
Dimension: 1m X 10m
Comments:
Date: August 3rd

Pegmatitic dyke (same composition as M676770). Contact is oriented at 205/23NW.

Geochem Results: Ag ppm

Sample #: M676772

Grid East E Grid North N Type: Chip Sample kept Yes
UTM: 592680 E UTM: 6911116 N Sample Width: 100 cm Photo taken Yes
Sampler: Noah
Elevation: m
Dimension: 2m x 10m
Comments:
Date: August 3rd

Pegmatitic dyke with more quartz that M676771 and M676770. Contacts are oriented at 172/66E.

Geochem Results: Ag ppm

Rock Sample Descriptions

Project: Keg Zone: Page ___ of ___

Sample #: M676773
Sampler: Noah
Date: August 3rd

Grid East		E	Grid North		N	Type:	Chip	Sample kept	No
UTM:	592688	E	UTM:	6911083	N	Sample Width:	40 cm	Photo taken	No
Elevation:		m				Dimension:	40cm x 3m		
Comments:									

40cm wide bull quartz vein oriented at 098/70N containing trace pyrite.

Geochem Results: Ag ppm; ppm; ppm; ppm; ppm

Sample #:M676801
Sampler:Rosie
Date:July 29, 2012

Grid East		E	Grid North		N	Type:	grab	Sample kept	yes
UTM:	577889	E	UTM:	6932835	N	Sample Width:	5 cm	Photo taken	no
Elevation:	1816	m				Dimension:	60cmx40cm		
Comments:									

Garnet-pyroxene skarn with trace arsenopyrite(?), pyrite and pyrrhotite.

Geochem Results: Ag ppm; ppm; ppm; ppm; ppm

Sample #:M676802
Sampler:Rosie
Date:July 29, 2012

Grid East		E	Grid North		N	Type:	chip	Sample kept	yes
UTM:	577944	E	UTM:	6933126	N	Sample Width:	30 cm	Photo taken	yes
Elevation:	1813	m				Dimension:	30cmx5m		
Comments:									

Greenish biege fresh, orange weathered iron carbonate, brecciated vein about 30cm wide.

Geochem Results: Ag ppm; ppm; ppm; ppm; ppm

Sample #:M676803
Sampler:Rosie
Date:July 29, 2012

Grid East		E	Grid North		N	Type:	composite grab	Sample kept	yes
UTM:	578902	E	UTM:	6933038	N	Sample Width:	1000 cm	Photo taken	no
Elevation:	1823	m				Dimension:	30cm x 10m		
Comments:									

Either a skarn horizon or a foliation parallel vein comprising domantly green blocky mineral, black mineral and a fibrous radiating mineral the might be wollastonite.

Geochem Results: Ag ppm; ppm; ppm; ppm; ppm

Sample #:M676804
Sampler:Rosie
Date:July 29, 2012

Grid East		E	Grid North		N	Type:	grab	Sample kept	no
UTM:	578939	E	UTM:	6933015	N	Sample Width:	5 cm	Photo taken	yes
Elevation:	1812	m				Dimension:			
Comments:									

A 2 cm layer of sulphide made up of pyrite and pyrrhotite and possibly others.

Geochem Results: Ag ppm; ppm; ppm; ppm; ppm

Sample #:M676806
Sampler:Rosie
Date:July 29, 2012

Grid East		E	Grid North		N	Type:	grab	Sample kept	
UTM:	578887	E	UTM:	6933081	N	Sample Width:	15 cm	Photo taken	
Elevation:	1829	m				Dimension:			
Comments:									

Band of mineralization in green and purple hornfelsed rock at least 3 cm wide. This is near source float and is part of a float train about 1m x 20m. Another similar train sits about 30m south.

Geochem Results: Ag ppm; ppm; ppm; ppm; ppm

Sample #:M676807

Grid East		E	Grid North		N	Type:	grab	Sample kept	yes
UTM:	578805	E	UTM:	6933125	N	Sample Width:	11 cm	Photo taken	no

Geochem Results: Ag ppm

Rock Sample Descriptions

Project: Keg Zone:

Sampler:Rosie
Date:July 30, 2012

Elevation: 1814 m Dimension: 2mx5m
Comments:

Near source float of rusty weathered cobbles comprising dominantly pyrite and pyrrhotite.

Geochem Results: Ag ppm

Sample #:M676808

Grid East E Grid North N Type: grab Sample kept
UTM: 578844 E UTM: 6933016 N Sample Width: 10 cm Photo taken no

Sampler:Rosie
Date:July 30, 2012

Elevation: 1819 m Dimension: 1mx2m
Comments:

Near soucre float of oxidized sample comprising dominantly jarosite.

Geochem Results: Ag ppm

Sample #:M676809

Grid East E Grid North N Type: grab Sample kept yes
UTM: 578934 E UTM: 6933085 N Sample Width: 8 cm Photo taken yes

Sampler:Rosie
Date:July 30, 2012

Elevation: m Dimension:
Comments:

Layer parallel vein comprising pyrite and pyrrhotite and locally calcite. Also green blocky mineral (flourite?).

Geochem Results: Ag ppm

Sample #:M676810

Grid East E Grid North N Type: grab Sample kept yes
UTM: 578141 E UTM: 6933391 N Sample Width: 10 cm Photo taken no

Sampler:Rosie
Date:July 30, 2012

Elevation: 1841 m Dimension: 3mx1m
Comments:

At contact of granodiorite with schist is a sugary grey rock choked with radiating fibrous mineral (wollastonite?).

Geochem Results: Ag ppm

Sample #:M676811

Grid East E Grid North N Type: grab Sample kept yes
UTM: 577981 E UTM: 6933696 N Sample Width: 5 cm Photo taken no

Sampler:Rosie
Date:July 30, 2012

Elevation: 1817 m Dimension: 5cm
Comments:

Float that cleary came from above comprising green fibrous mineral.

Geochem Results: Ag ppm

Sample #:M676812

Grid East E Grid North N Type: grab Sample kept
UTM: 578003 E UTM: 6933939 N Sample Width: 5 cm Photo taken

Sampler:Rosie
Date:July 30, 2012

Elevation: 1785 m Dimension: 5cmx15cm
Comments:

Near source float comprising pyrrhotite and pyrite, a brown, striated mineral and a white platey mineral in vugs.

Geochem Results: Ag ppm

Sample #:M676813

Grid East E Grid North N Type: grab Sample kept yes
UTM: 578250 E UTM: 6934145 N Sample Width: 10 cm Photo taken no

Geochem Results: Ag ppm

Rock Sample Descriptions

Project: Keg

Zone:

Sampler:Rosie
Date:July 30, 2012

Elevation: 1845 m
Comments:
Dimension:

Near source float of rusty orange weathered pyrite, pyrrhotite, calcite and blocky green mineral.

Geochem Results: Ag ppm

Sample #:M676814

Grid East 583095 E | Grid North 6940046 N | Type: grab | Sample kept yes
UTM: 1140 E | UTM: N | Sample Width: 5 cm | Photo taken no
Sampler:Rosie | Elevation: m | Dimension: 10cmx5cm
Comments:
Date:Aug 2, 2012

Cobble size rock from bottom of soil sample hole CC110372 but looks like it might be from a till layer. Sample is a pinkish grey, silicified (probably a diaspore+ alteration assemblage) with chlorite veinlets and stringers of fine-grained grey sulphide.

Geochem Results: Ag ppm

Sample #:M676815

Grid East E | Grid North N | Type: grab | Sample kept yes
UTM: 583127 E | UTM: 6940187 N | Sample Width: 8 cm | Photo taken no
Sampler:Rosie | Elevation: 1130 m | Dimension: 30cmx30cm
Comments:
Date:Aug 2, 2012

One angular boulder in float that is a pink and green skarn-looking rock with calcite and qtz (?) veins with disseminated pyrite and pyrrhotite and possibly arsenopyrite.

Geochem Results: Ag ppm

Sample #:M676816

Grid East E | Grid North N | Type: grab | Sample kept yes
UTM: 583002 E | UTM: 6940101 N | Sample Width: 8 cm | Photo taken no
Sampler:Rosie | Elevation: 1128 m | Dimension: 8cmx4cm
Comments:
Date:Aug 2, 2012

From the bottom of soil sample CC156144. Several angular cobbles samples from about 60 cm below surface and below all organics but these rocks seemed to be sitting above a 2cm thick layer of ash. Cobbles comprise green to grey-green, fine-grained rock with finely disseminated silvery sulphides and veinlets of pyrite and pyrrhotite +/- chalcopyrite.

Geochem Results: Ag ppm

Sample #:M676817

Grid East E | Grid North N | Type: grab | Sample kept yes
UTM: 583196 E | UTM: 6940145 N | Sample Width: 4 cm | Photo taken no
Sampler:Rosie | Elevation: 1147 m | Dimension: 5cmx5cm
Comments:
Date:Aug 2, 2012

From soil sample CC102041. Several large cobbles came from about 30cm below surface. One cobble is well rounded and comprises medium-grained, granodiorite and the other was sub-rounded comprising green altered rock with pyrite and pyrrhotite and possibly trace chalcopyrite.

Geochem Results: Ag ppm

Sample #:M676818

Grid East E | Grid North N | Type: grab | Sample kept yes
UTM: 583106 E | UTM: 6939477 N | Sample Width: 10 cm | Photo taken no
Sampler:Rosie | Elevation: 1196 m | Dimension: 40cmx30cm
Comments:
Date:Aug 2, 2012

Small rubble pile in swampy area with two angular boulderspof white fresh, dull biege weathered rock with abundant white, silky, acicular radiating crystals that look like wollastonite.

Geochem Results: Ag ppm

Rock Sample Descriptions

Project: Keg Zone: Page ___ of ___

Sample #:M676819	Grid East		E	Grid North		N	Type:	grab		Sample kept	yes	Geochem Results
	UTM:	583403	E	UTM:	6939500	N	Sample Width:		8 cm	Photo taken	no	Ag ppm
Sampler:Rosie	Elevation:		m				Dimension:	10cmx5cm				ppm
	Comments:											ppm
Date:Aug 2, 2012												ppm
	From soil sample CC102093. Good rusty brown soil near surface and clearly below grey ash layer. Several cobble sized rocks comprise pinkish grey, silicified rock with disseminated sulphide.											ppm

Sample #:M676820	Grid East		E	Grid North		N	Type:	grab		Sample kept	no	Geochem Results
	UTM:	591157	E	UTM:	6909701	N	Sample Width:		5 cm	Photo taken	no	Ag ppm
Sampler:Rosie	Elevation:	1660	m				Dimension:	5cmx10cm				ppm
	Comments:											ppm
Date:Aug 3, 2012												ppm
	Float of quartz-feldspar with jarosite and limonite with rare tourmaline crystals.											ppm

Sample #:M676821	Grid East		E	Grid North		N	Type:	grab		Sample kept	yes	Geochem Results
	UTM:	592013	E	UTM:	6912554	N	Sample Width:		10 cm	Photo taken	no	Ag ppm
Sampler:Rosie	Elevation:	1709	m				Dimension:	20cmx30cm				ppm
	Comments:											ppm
Date:Aug 3, 2012												ppm
	Near source rubble comprising megacrystic muscovite-quartz-plag and a dark brown-grey mineral.											ppm

Sample #:M676822	Grid East		E	Grid North		N	Type:	composite grab		Sample kept	yes	Geochem Results
	UTM:	592075	E	UTM:	6912055	N	Sample Width:	20cm	cm	Photo taken	no	Ag ppm
Sampler:Rosie	Elevation:		m				Dimension:	5mx5m				ppm
	Comments:											ppm
Date:Aug 3, 2012												ppm
	Rubble of green and pink skarn-like rock with biege lined weathered out cavities.											ppm

Sample #:M676823	Grid East		E	Grid North		N	Type:	composite grab		Sample kept	no	Geochem Results
	UTM:	592081	E	UTM:	6913375	N	Sample Width:		15 cm	Photo taken	yes	Ag ppm
Sampler:Rosie	Elevation:	1791	m				Dimension:	10mx5m				ppm
	Comments:											ppm
Date:Aug 3, 2012												ppm
	Rusty weathered, clay altered granodiorite.											ppm

Sample #: M676824	Grid East		E	Grid North		N	Type:	chip		Sample kept	yes	Geochem Results
	UTM:	554076	E	UTM:	6955337	N	Sample Width:		35 cm	Photo taken	no	Ag ppm
Sampler:Rosie	Elevation:	1625	m				Dimension:					ppm
	Comments:											ppm
Date: Aug 5, 2012												ppm
	Rubble comprising very large boulders of grandiorite and green and maroon striped silicified rock with llight pinkish grey alteration and											ppm

Rock Sample Descriptions **Project:** Keg Zone: Page ___ of ___

disseminated fine-grained sulphide.

ppm

Sample #: M676825	Grid East	E	Grid North	N	Type:	grab	Sample kept	yes	Geochem Results	
	UTM:	554387 E	UTM:	6955827 N	Sample Width:	10 cm	Photo taken	yes	Ag	ppm
Sampler:Rosie	Elevation:	1683 m			Dimension:					ppm
	Comments:									ppm
Date: Aug 5, 2012										ppm
	Fine-grained semi-massive sulphide vein (dominantly pyrite) about 10 cm wide cutting marroon chert.									ppm

Sample #: M676826	Grid East	E	Grid North	N	Type:	grab	Sample kept	yes	Geochem Results	
	UTM:	554412 E	UTM:	6954825 N	Sample Width:	230 cm	Photo taken	yes	Ag	ppm
Sampler:Rosie	Elevation:	1625 m			Dimension:	5cmx20cm				ppm
	Comments:									ppm
Date: Aug 6, 2012										ppm
	An apporoximately 5cm wide comprising quartz, arsenopyrite and pyrite. This vein cuts a rusty weathered silicified, altered granodiorite with abundant disseminated pyrite. Just up hill from soil sample ZZ08963.									ppm

Sample #: M676827	Grid East	E	Grid North	N	Type:	chip	Sample kept	yes	Geochem Results	
	UTM:	554427 E	UTM:	6954847 N	Sample Width:	35 cm	Photo taken	yes	Ag	ppm
Sampler:Rosie	Elevation:	1699 m			Dimension:	10mx4m				ppm
	Comments:									ppm
Date: Aug 6, 2012										ppm
	Very rusty weathered subcrop of grey, silicified rock with veins and disseminations of arsenopyrite, pyrite and trace chalcopyrite.									ppm

Sample #: M676828	Grid East	E	Grid North	N	Type:	chip	Sample kept	yes	Geochem Results	
	UTM:	555226 E	UTM:	6955700 N	Sample Width:	30 cm	Photo taken	yes	Ag	ppm
Sampler:Rosie	Elevation:	1650 m			Dimension:	20mx10m				ppm
	Comments:									ppm
Date: Aug 7, 2012										ppm
	Limonite rich hornfels cut bu vuggy quartz vein with local brecciation. Sulphides are minor and dominantly pyrite.									ppm

Sample #: M676829	Grid East	E	Grid North	N	Type:	grab	Sample kept	no	Geochem Results	
	UTM:	555259 E	UTM:	6955734 N	Sample Width:	5 cm	Photo taken	no	Ag	ppm
Sampler:Rosie	Elevation:	1622 m			Dimension:	30cmx10cm				ppm
	Comments:									ppm
Date: Aug 7, 2012										ppm
	Near source float of hornfels cut by semi-massive sulphide vein at least 5 cm wide, sulphides are dominantly pyrite and pyrrhotite.									ppm

Sample #: M676830	Grid East	E	Grid North	N	Type:	grab	Sample kept	yes	Geochem Results	
	UTM:	554358 E	UTM:	6956099 N	Sample Width:	5 cm	Photo taken	no	Ag	ppm
Sampler:Rosie	Elevation:	1637 m			Dimension:	30cmx10cm				ppm

Rock Sample Descriptions

Project: Keg Zone: Page ___ of ___

Comments:

Date: Aug 7, 2012

Pyrite and pyrrhotite massive sulphide lens or vein at least 5cm wide.

Geochem Results: Ag ppm

Sample #: M676831 | Grid East E | Grid North N | Type: composite grab | Sample kept yes

UTM: 554384 E | UTM: 6956076 N | Sample Width: 100 cm | Photo taken no

Sampler:Rosie | Elevation: 1653 m | Dimension: 50mx10m

Comments:

Date: Aug 7, 2012

Grey, completely altered (silicified?) rock with disseminated sulphides. This is the host rock to sample M676830.

Geochem Results: Ag ppm

Sample #: M676832 | Grid East E | Grid North N | Type: chip | Sample kept yes

UTM: 553712 E | UTM: 6955140 N | Sample Width: 30 cm | Photo taken yes

Sampler:Rosie | Elevation: 1589 m | Dimension: 20mx20m

Comments:

Date: Aug 8, 2012

Rusty weathered, grey, silicified rock with veinlets and disseminations of pyrite and pyrrhotite and possible some arsenopyrite.

Geochem Results: Ag ppm

Sample #: M676833 | Grid East E | Grid North N | Type: grab | Sample kept yes

UTM: 553712 E | UTM: 6955140 N | Sample Width: 10 cm | Photo taken yes

Sampler:Rosie | Elevation: 1589 m | Dimension: 20mx20m

Comments:

Date: Aug 8, 2012

Green, silicified rock with veinlets of pyrrhotite and pyrite and a dark grey fine-grained mineral.

Geochem Results: Ag ppm

Sample #: M676834 | Grid East E | Grid North N | Type: grab | Sample kept yes

UTM: 553712 E | UTM: 6955140 N | Sample Width: 10 cm | Photo taken yes

Sampler:Rosie | Elevation: 1589 m | Dimension: 20mx20m

Comments:

Date: Aug 8, 2012

Rusty orange weathered, pink (rhodocrosite?) and grey altered rock with veinlets of pyrrhotite and pyrite.

Geochem Results: Ag ppm

Sample #: M676835 | Grid East E | Grid North N | Type: grab | Sample kept yes

UTM: 553038 E | UTM: 6955362 N | Sample Width: 10 cm | Photo taken yes

Sampler:Rosie | Elevation: 1436 m | Dimension: 1mx1m

Comments:

Date: Aug 8, 2012

Brecciated black chert that is altered to pinkish grey and green with a pyrite matrix.

Geochem Results: Ag ppm

Sample #: M676836 | Grid East E | Grid North N | Type: grab | Sample kept yes

Geochem Results

Rock Sample Descriptions

Project: Keg Zone: Page ___ of ___

	UTM:	553038 E	UTM:	6955362 N	Sample Width:		10 cm	Photo taken	yes	Ag	ppm
Sampler:Rosie	Elevation:	1436 m			Dimension:	5cmx10cm					ppm
	Comments:										ppm
Date: Aug 8, 2012											ppm
		Rusty weathered semi-massive pyrrhotite and pyrite.									ppm

Sample #: M676837	Grid East	E	Grid North	N	Type:	grab		Sample kept	yes	Geochem Results	
	UTM:	553590 E	UTM:	6953943 N	Sample Width:		5 cm	Photo taken	no	Ag	ppm
Sampler:Rosie	Elevation:	1434 m			Dimension:	10cmx5cm					ppm
	Comments:										ppm
Date: Aug 8, 2012											ppm
		Very near source float of quartz-arsenopyrite-pyrite vein.									ppm

Sample #: M676838	Grid East	E	Grid North	N	Type:	composite grab		Sample kept	yes	Geochem Results	
	UTM:	554384 E	UTM:	6956076 N	Sample Width:		100 cm	Photo taken	no	Ag	ppm
Sampler:Rosie	Elevation:	1653 m			Dimension:	50mx10m					ppm
	Comments:										ppm
Date: Aug 8, 2012											ppm
		Near source float of coarse-grained, quartz-arsenopyrite vein in float. Several large cobbles of this stuff in a tight recessive linear.									ppm

Sample #: M676839	Grid East	E	Grid North	N	Type:	grab		Sample kept	no	Geochem Results	
	UTM:	554003 E	UTM:	6954861 N	Sample Width:		15 cm	Photo taken	yes	Ag	ppm
Sampler:Rosie	Elevation:	1551 m			Dimension:	5cmx5m					ppm
	Comments:										ppm
Date: Aug 9, 2012											ppm
		Quartz-sulphide (arsenopyrite) vein cutting granodiorite.									ppm

Sample #: M676840	Grid East	E	Grid North	N	Type:	grab		Sample kept	no	Geochem Results	
	UTM:	554003 E	UTM:	6954861 N	Sample Width:		5 cm	Photo taken	yes	Ag	ppm
Sampler:Rosie	Elevation:	1551 m			Dimension:	10mx20m					ppm
	Comments:										ppm
Date: Aug 9, 2012											ppm
		Granodiorite that hosts sample M676840.									ppm

Sample #: M676841	Grid East	E	Grid North	N	Type:	chip		Sample kept	yes	Geochem Results	
	UTM:	553850 E	UTM:	6954790 N	Sample Width:		65 cm	Photo taken	yes	Ag	ppm
Sampler:Rosie	Elevation:	1505 m			Dimension:	2mx2m					ppm
	Comments:										ppm
Date: Aug 9, 2012											ppm
		Rusty weathered, greyish pink altered rock with veinlets and disseminated sulphide.									ppm

Rock Sample Descriptions

Project: Keg Zone: Page ___ of ___

Sample #: M676842	Grid East		E	Grid North		N	Type:	chip		Sample kept	yes
	UTM:	553773	E	UTM:	6954750	N	Sample Width:		40 cm	Photo taken	yes
Sampler:Rosie	Elevation:	1653	m				Dimension:	10mx5m			
	Comments:										
Date: Aug 9, 2012											

Greenish stained, black gritty chert with small, grey, weathered out veins. Near veins chert alters to white sugary rock.

Geochem Results	
Ag	ppm
	ppm
	ppm
	ppm
	ppm

Sample #: M676843	Grid East		E	Grid North		N	Type:	grab		Sample kept	yes
	UTM:	554122	E	UTM:	6954604	N	Sample Width:		5 cm	Photo taken	no
Sampler:Rosie	Elevation:	1607	m				Dimension:	30mx10m			
	Comments:										
Date: Aug 9, 2012											

Marroon-grey, fine-medium grained intrusive rock with abundant disseminated silvery sulphide and minor pyrite-quartz veinlets.

Geochem Results	
Ag	ppm
	ppm
	ppm
	ppm
	ppm

Sample #: M676844	Grid East		E	Grid North		N	Type:	composite grab		Sample kept	yes
	UTM:	554770	E	UTM:	6954500	N	Sample Width:		500 cm	Photo taken	no
Sampler:Rosie	Elevation:	1645	m				Dimension:	50mx20m			
	Comments:										
Date: Aug 9, 2012											

Rusty weathered granodiorite dike that has abundant disseminated sulphide.

Geochem Results	
Ag	ppm
	ppm
	ppm
	ppm
	ppm

Sample #: M676845	Grid East		E	Grid North		N	Type:	grab		Sample kept	yes
	UTM:	554733	E	UTM:	6954581	N	Sample Width:		10 cm	Photo taken	no
Sampler:Rosie	Elevation:	1667	m				Dimension:	50mx20m			
	Comments:										
Date: Aug 9, 2012											

Rusty weathered granodiorite dike that has abundant disseminated sulphide.

Geochem Results	
Ag	ppm
	ppm
	ppm
	ppm
	ppm

Rock Sample Descriptions

Project: Keg Zone: Page ___ of ___

Sample #: M676824	Grid East	E	Grid North	N	Type:	chip		Sample kept	yes	Geochem Results	
	UTM:	554076 E	UTM:	6955337 N	Sample Width:		35 cm	Photo taken	no	Ag	ppm
Sampler:Rosie	Elevation:	1625 m			Dimension:						ppm
	Comments:										ppm
Date: Aug 5, 2012											ppm
	Rubble comprising very large boulders of grandiorite and green and maroon striped silicified rock with llight pinkish grey alteration and disseminated fine-grained sulphide.										ppm

Sample #: M676825	Grid East	E	Grid North	N	Type:	grab		Sample kept	yes	Geochem Results	
	UTM:	554387 E	UTM:	6955827 N	Sample Width:		10 cm	Photo taken	yes	Ag	ppm
Sampler:Rosie	Elevation:	1683 m			Dimension:						ppm
	Comments:										ppm
Date: Aug 5, 2012											ppm
	Fine-grained semi-massive sulphide vein (dominantly pyrite) about 10 cm wide cutting marroon chert.										ppm

Sample #: M676826	Grid East	E	Grid North	N	Type:	grab		Sample kept	yes	Geochem Results	
	UTM:	554412 E	UTM:	6954825 N	Sample Width:		230 cm	Photo taken	yes	Ag	ppm
Sampler:Rosie	Elevation:	1625 m			Dimension:	5cmx20cm					ppm
	Comments:										ppm
Date: Aug 6, 2012											ppm
	An apporoximately 5cm wide comprising quartz, arsenopyrite and pyrite. This vein cuts a rusty weathered silicified, altered granodiorite with abundant disseminated pyrite. Just up hill from soil sample ZZ08963.										ppm

Sample #: M676827	Grid East	E	Grid North	N	Type:	chip		Sample kept	yes	Geochem Results	
	UTM:	554427 E	UTM:	6954847 N	Sample Width:		35 cm	Photo taken	yes	Ag	ppm
Sampler:Rosie	Elevation:	1699 m			Dimension:	10mx4m					ppm
	Comments:										ppm
Date: Aug 6, 2012											ppm
	Very rusty weathered subcrop of grey, silicified rock with veins and disseminations of arsenopyrite, pyrite and trace chalcopyrite.										ppm

Sample #: M676828	Grid East	E	Grid North	N	Type:	chip		Sample kept	yes	Geochem Results	
	UTM:	555226 E	UTM:	6955700 N	Sample Width:		30 cm	Photo taken	yes	Ag	ppm
Sampler:Rosie	Elevation:	1650 m			Dimension:	20mx10m					ppm
	Comments:										ppm
Date: Aug 7, 2012											ppm
	Limonite rich hornfels cut bu vuggy quartz vein with local brecciation. Sulphides are minor and dominantly pyrite.										ppm

Sample #: M676829	Grid East	E	Grid North	N	Type:	grab		Sample kept	no	Geochem Results	
	UTM:	555259 E	UTM:	6955734 N	Sample Width:		5 cm	Photo taken	no	Ag	ppm
Sampler:Rosie	Elevation:	1622 m			Dimension:	30cmx10cm					ppm
	Comments:										ppm

Rock Sample Descriptions

Project: Keg Zone:

Date: Aug 7, 2012

Near source float of hornfels cut by semi-massive sulphide vein at least 5 cm wide, sulphides are dominantly pyrite and pyrrhotite.

Geochem Results: ppm / ppm

Sample #: M676830

	Grid East	E	Grid North	N	Type:	grab		Sample kept	yes
	UTM:	554358 E	UTM:	6956099 N	Sample Width:		5 cm	Photo taken	no
Sampler:Rosie	Elevation:	1637 m			Dimension:	30cmx10cm			
	Comments:								

Date: Aug 7, 2012

Pyrite and pyrrhotite massive sulphide lens or vein at least 5cm wide.

Geochem Results: Ag ppm / ppm / ppm / ppm / ppm / ppm / ppm

Sample #: M676831

	Grid East	E	Grid North	N	Type:	composite grab		Sample kept	yes
	UTM:	554384 E	UTM:	6956076 N	Sample Width:		100 cm	Photo taken	no
Sampler:Rosie	Elevation:	1653 m			Dimension:	50mx10m			
	Comments:								

Date: Aug 7, 2012

Grey, completely altered (silicified?) rock with disseminated sulphides. This is the host rock to sample M676830.

Geochem Results: Ag ppm / ppm / ppm / ppm / ppm / ppm / ppm

Sample #: M676832

	Grid East	E	Grid North	N	Type:	chip		Sample kept	yes
	UTM:	553712 E	UTM:	6955140 N	Sample Width:		30 cm	Photo taken	yes
Sampler:Rosie	Elevation:	1589 m			Dimension:	20mx20m			
	Comments:								

Date: Aug 8, 2012

Rusty weathered, grey, silicified rock with veinlets and disseminations of pyrite and pyrrhotite and possible some arsenopyrite.

Geochem Results: Ag ppm / ppm / ppm / ppm / ppm / ppm / ppm

Sample #: M676833

	Grid East	E	Grid North	N	Type:	grab		Sample kept	yes
	UTM:	553712 E	UTM:	6955140 N	Sample Width:		10 cm	Photo taken	yes
Sampler:Rosie	Elevation:	1589 m			Dimension:	20mx20m			
	Comments:								

Date: Aug 8, 2012

Green, silicified rock with veinlets of pyrrhotite and pyrite and a dark grey fine-grained mineral.

Geochem Results: Ag ppm / ppm / ppm / ppm / ppm / ppm / ppm

Sample #: M676834

	Grid East	E	Grid North	N	Type:	grab		Sample kept	yes
	UTM:	553712 E	UTM:	6955140 N	Sample Width:		10 cm	Photo taken	yes
Sampler:Rosie	Elevation:	1589 m			Dimension:	20mx20m			
	Comments:								

Date: Aug 8, 2012

Rusty orange weathered, pink (rhodocrosite?) and grey altered rock with veinlets of pyrrhotite and pyrite.

Geochem Results: Ag ppm / ppm / ppm / ppm / ppm / ppm / ppm

Sample #: M676835

	Grid East	E	Grid North	N	Type:	grab		Sample kept	yes
	UTM:	553038 E	UTM:	6955362 N	Sample Width:		10 cm	Photo taken	yes

Geochem Results: Ag ppm

Rock Sample Descriptions

Project: Keg Zone:

Sampler:Rosie
Date: Aug 8, 2012

Elevation: 1436 m
Comments:
Dimension: 1mx1m

Brecciated black chert that is altered to pinkish grey and green with a pyrite matrix.

Geochem Results: Ag ppm

Sample #: M676836

Sampler:Rosie
Date: Aug 8, 2012

Grid East E Grid North N
UTM: 553038 E UTM: 6955362 N
Elevation: 1436 m
Comments:
Type: grab Sample Width: 10 cm Dimension: 5cmx10cm
Sample kept: yes Photo taken: yes

Rusty weathered semi-massive pyrrhotite and pyrite.

Geochem Results: Ag ppm

Sample #: M676837

Sampler:Rosie
Date: Aug 8, 2012

Grid East E Grid North N
UTM: 553590 E UTM: 6953943 N
Elevation: 1434 m
Comments:
Type: grab Sample Width: 5 cm Dimension: 10cmx5cm
Sample kept: yes Photo taken: no

Very near source float of quartz-arsenopyrite-pyrite vein.

Geochem Results: Ag ppm

Sample #: M676838

Sampler:Rosie
Date: Aug 8, 2012

Grid East E Grid North N
UTM: 554384 E UTM: 6956076 N
Elevation: 1653 m
Comments:
Type: composite grab Sample Width: 100 cm Dimension: 50mx10m
Sample kept: yes Photo taken: no

Near source float of coarse-grained, quartz-arsenopyrite vein in float. Several large cobbles of this stuff in a tight recessive linear.

Geochem Results: Ag ppm

Sample #: M676839

Sampler:Rosie
Date: Aug 9, 2012

Grid East E Grid North N
UTM: 554003 E UTM: 6954861 N
Elevation: 1551 m
Comments:
Type: grab Sample Width: 15 cm Dimension: 5cmx5m
Sample kept: no Photo taken: yes

Quartz-sulphide (arsenopyrite) vein cutting granodiorite.

Geochem Results: Ag ppm

Sample #: M676840

Sampler:Rosie
Date: Aug 9, 2012

Grid East E Grid North N
UTM: 554003 E UTM: 6954861 N
Elevation: 1551 m
Comments:
Type: grab Sample Width: 5 cm Dimension: 10mx20m
Sample kept: no Photo taken: yes

Granodiorite that hosts sample M676840.

Geochem Results: Ag ppm

Rock Sample Descriptions

Project: Keg Zone: Page ___ of ___

Sample #: M676841	Grid East		E	Grid North		N	Type:	chip		Sample kept	yes
	UTM:	553850	E	UTM:	6954790	N	Sample Width:		65 cm	Photo taken	yes
Sampler:Rosie	Elevation:	1505	m				Dimension:	2mx2m			
	Comments:										
Date: Aug 9, 2012											

Rusty weathered, greyish pink altered rock with veinlets and disseminated sulphide.

Geochem Results: Ag ppm; ppm; ppm; ppm; ppm; ppm

Sample #: M676842	Grid East		E	Grid North		N	Type:	chip		Sample kept	yes
	UTM:	553773	E	UTM:	6954750	N	Sample Width:		40 cm	Photo taken	yes
Sampler:Rosie	Elevation:	1653	m				Dimension:	10mx5m			
	Comments:										
Date: Aug 9, 2012											

Greenish stained, black gritty chert with small, grey, weathered out veins. Near veins chert alters to white sugary rock.

Geochem Results: Ag ppm; ppm; ppm; ppm; ppm; ppm

Sample #: M676843	Grid East		E	Grid North		N	Type:	grab		Sample kept	yes
	UTM:	554122	E	UTM:	6954604	N	Sample Width:		5 cm	Photo taken	no
Sampler:Rosie	Elevation:	1607	m				Dimension:	30mx10m			
	Comments:										
Date: Aug 9, 2012											

Marroon-grey, fine-medium grained intrusive rock with abundant disseminated silvery sulphide and minor pyrite-quartz veinlets.

Geochem Results: Ag ppm; ppm; ppm; ppm; ppm; ppm

Sample #: M676844	Grid East		E	Grid North		N	Type:	composite grab		Sample kept	yes
	UTM:	554770	E	UTM:	6954500	N	Sample Width:		500 cm	Photo taken	no
Sampler:Rosie	Elevation:	1645	m				Dimension:	50mx20m			
	Comments:										
Date: Aug 9, 2012											

Rusty weathered granodiorite dike that has abundant disseminated sulphide.

Geochem Results: Ag ppm; ppm; ppm; ppm; ppm; ppm

Sample #: M676845	Grid East		E	Grid North		N	Type:	grab		Sample kept	yes
	UTM:	554733	E	UTM:	6954581	N	Sample Width:		10 cm	Photo taken	no
Sampler:Rosie	Elevation:	1667	m				Dimension:	50mx20m			
	Comments:										
Date: Aug 9, 2012											

Rusty weathered granodiorite dike that has abundant disseminated sulphide.

Geochem Results: Ag ppm; ppm; ppm; ppm; ppm; ppm

Sample #: M676846	Grid East		E	Grid North		N	Type:	grab		Sample kept	no
	UTM:	546045	E	UTM:	6955913	N	Sample Width:		5 cm	Photo taken	no
Sampler:Rosie	Elevation:	1180	m				Dimension:				
	Comments:										
Date: Aug 11, 2012											

Geochem Results: Ag ppm; ppm; ppm; ppm; ppm; ppm

Rock Sample Descriptions

Project: Keg Zone: Page ___ of ___

Dug out of soil sample DD00718. Small rusty chips with limonite and jarosite all throughout.

ppm

Sample #: M676847 | Grid East E | Grid North N | Type: grab | Sample kept yes

UTM: 546045 E | UTM: 6955913 N | Sample Width: 8 cm | Photo taken no

Sampler:Rosie | Elevation: 1180 m | Dimension:

Comments:

Date: Aug 11, 2012

Dug out of soil sample DD00718. Small cobbles that contain mm-scale veins with quartz and trace galena. The host rock is a grey-green calcareous siltstone that is cut extensively by black calcite veins.

Geochem Results

Ag ppm

ppm

ppm

ppm

ppm

Sample #: M676848 | Grid East E | Grid North N | Type: grab | Sample kept no

UTM: 546125 E | UTM: 6955956 N | Sample Width: 4cm cm | Photo taken yes

Sampler:Rosie | Elevation: 1183 m | Dimension: 4cmx200cm

Comments:

Date: Aug 11, 2012

4cm side section cut cut by several mm-scale veins of galena with trace malachite and azurite. Host rock is thin bedded, grey-green, calcareous, siliceous siltstone. Oriented 047 dipping 82 degrees to the northeast.

Geochem Results

Ag ppm

ppm

ppm

ppm

ppm

Sample #: M676849 | Grid East E | Grid North N | Type: grab | Sample kept no

UTM: 546125 E | UTM: 6955956 N | Sample Width: 10 cm | Photo taken yes

Sampler:Rosie | Elevation: 1183 m | Dimension: 10cmx50cm

Comments:

Date: Aug 11, 2012

Crushed rock and soil from cliffy outcrop that has completely oxidized. Oriented 240 dipping 82 degrees to the southeast.

Geochem Results

Ag ppm

ppm

ppm

ppm

ppm

Sample #: M676850 | Grid East E | Grid North N | Type: grab | Sample kept yes

UTM: 546125 E | UTM: 6955956 N | Sample Width: 15 cm | Photo taken yes

Sampler:Rosie | Elevation: 1183 m | Dimension: 15cmx100cm

Comments:

Date: Aug 11, 2012

Rusty weathered, nearly completely oxidized (limonite and jarosite) vein with a dark grey, irredesant selvage that I think is manganese. The vein is about 15cm wide and the selvage is about 15cm wide on both sides.

Geochem Results

Ag ppm

ppm

ppm

ppm

ppm

Sample #: M676851 | Grid East E | Grid North N | Type: composite grab | Sample kept yes

UTM: 546201 E | UTM: 6955986 N | Sample Width: 200 cm | Photo taken no

Sampler:Rosie | Elevation: 1134 m | Dimension: 200cm x 50cm

Comments:

Date: Aug 11, 2012

Grab sample taken about every 50cm over 2m of arsenopyrite and pyrite veins (fracture fill) that are oriented in two cross cutting structures oriented 342 - dipping 38 degrees east and 065 - dipping 85 degrees southeast. The veins are cutting a variably mineralized altered granodiorite dike about 10m wide.

Geochem Results

Ag ppm

ppm

ppm

ppm

ppm

Sample #: M676852 | Grid East E | Grid North N | Type: grab | Sample kept yes

UTM: 546204 E | UTM: 6955971 N | Sample Width: 10 cm | Photo taken no

Sampler:Rosie | Elevation: 1142 m | Dimension: 50mx20m

Geochem Results

Ag ppm

ppm

Rock Sample Descriptions

Project: Keg Zone:

Comments:

Date: Aug 11, 2012

Quartz-arsenopyrite vein with rare minor galena.

Geochem Results: ppm / ppm / ppm

Sample #: M676853

Grid East E Grid North N Type: chip Sample kept yes

UTM: 546204 E UTM: 6955971 N Sample Width: 25 cm Photo taken yes

Sampler:Rosie Elevation: 1142 m Dimension: 50mx20m

Comments:

Date: Aug 11, 2012

vein comprising biege mineral that grows in small radial laths and a silvery mineral that looks like galena but grows in elongate wedge shapes. This vein is about 4cm wide in a rusty weathered section about 25cm wide.The entire 25cm section sampled, including the vein.

Geochem Results: Ag ppm / ppm / ppm / ppm / ppm / ppm

Sample #: M676854

Grid East E Grid North N Type: grab Sample kept yes

UTM: 554733 E UTM: 6954581 N Sample Width: 15 cm Photo taken yes

Sampler:Rosie Elevation: 1667 m Dimension: 15cmx20cm

Comments:

Date: Aug 11, 2012

Course-grained quartz-arsenopyrite vein with trace galena. This section is a blowout that gets up to 15-20cm wide. Host rock is a altered granodiorite dike.

Geochem Results: Ag ppm / ppm / ppm / ppm / ppm / ppm

Sample #: M676855

Grid East E Grid North N Type: chip Sample kept yes

UTM: 546125 E UTM: 6955956 N Sample Width: 20 cm Photo taken yes

Sampler:Rosie Elevation: 1183 m Dimension: 20cmx100cm

Comments:

Date: Aug 12, 2012

Dark grey-brown selvage to limonite vein (sample M676850). Pervasive manganese oxide.

Geochem Results: Ag ppm / ppm / ppm / ppm / ppm / ppm

Sample #: M676856

Grid East E Grid North N Type: chip Sample kept no

UTM: 546065 E UTM: 6956000 N Sample Width: 15 cm Photo taken yes

Sampler:Rosie Elevation: 1192 m Dimension: 15cmx100cm

Comments:

Date: Aug 12, 2012

Calcite-quartz vein with blebs of limonite and a fine-grained silvery mineral.

Geochem Results: Ag ppm / ppm / ppm / ppm / ppm / ppm

Sample #: M676857

Grid East E Grid North N Type: grab Sample kept no

UTM: 546144 E UTM: 6955915 N Sample Width: 5 cm Photo taken no

Sampler:Rosie Elevation: 1166 m Dimension: 10cm

Comments:

Date: Aug 12, 2012

Rusty weathered chips from bottom of soil sample DD00720.

Geochem Results: Ag ppm / ppm / ppm / ppm / ppm / ppm

Sample #: M676858

Grid East E Grid North N Type: grab Sample kept yes

Geochem Results

Rock Sample Descriptions

Project: Keg

Zone:

Page ___ of ___

	UTM:	545984	E	UTM:	6956032	N	Sample Width:	10	cm	Photo taken	no
Sampler:Rosie	Elevation:	1211	m				Dimension:	10cmx20cm			
	Comments:										
Date: Aug 13, 2012											

Very coarse-grained calcite vein with a core of galena and a dark yellow oxide. Vein cuts grey limestone and is oriented 050 dipping 71 degrees to the southeast.

Ag	ppm
	ppm
	ppm
	ppm
	ppm

Rock Sample Descriptions Project: Hammer Property: Hammer

Sample Number:	Grid East:		E	Grid North:		N	Type:	Dimension:
G006231	UTM:	596660	E	UTM:	6917784	N	Sample Width:	Abundance:
	Elevation:		m					

Comments: Composite chip sample of float. Three pieces over one metre. Manganese stained rhodocrosite and quartz vein material. Abundant metallic grey to black sulfosalt, possible fine grained tetrahedrite.

Sample Number:	Grid East:		E	Grid North:		N	Type:	Dimension:
G006232	UTM:	596823	E	UTM:	6917779	N	Sample Width:	Abundance:
	Elevation:		m					

Comments: Composite chip sample of float. Two pieces over one metre. Manganese stained quartz vein float. Oxidized. Sulfosalt stringers and well formed 'crusts' adjacent to epithermal quartz.

Sample Number:	Grid East:		E	Grid North:		N	Type:	Dimension:
	UTM:		E	UTM:		N	Sample Width:	Abundance:
	Elevation:		m					

Comments:

Sample Number:	Grid East:		E	Grid North:		N	Type:	Dimension:
	UTM:		E	UTM:		N	Sample Width:	Abundance:
	Elevation:		m					

Comments:

Sample Number:	Grid East:		E	Grid North:		N	Type:	Dimension:
	UTM:		E	UTM:		N	Sample Width:	Abundance:
	Elevation:		m					

Comments:

Sample Number:	Grid East:		E	Grid North:		N	Type:	Dimension:
	UTM:		E	UTM:		N	Sample Width:	Abundance:
	Elevation:		m					

Comments:

Rock Sample Descriptions Project: Hammer Property: Hammer

Sample Number:	Grid East:	E	Grid North:	N	Type:	Dimension:
	UTM:	E	UTM:	N	Sample Width:	Abundance:
	Elevation:	m				

Comments:

Sample Number:	Grid East:	E	Grid North:	N	Type:	Dimension:
	UTM:	E	UTM:	N	Sample Width:	Abundance:
	Elevation:	m				

Comments:

Sample Number:	Grid East:	E	Grid North:	N	Type:	Dimension:
	UTM:	E	UTM:	N	Sample Width:	Abundance:
	Elevation:	m				

Comments:

Sample Number:	Grid East:	E	Grid North:	N	Type:	Dimension:
	UTM:	E	UTM:	N	Sample Width:	Abundance:
	Elevation:	m				

Comments:

Sample Number:	Grid East:	E	Grid North:	N	Type: Float	Dimension:
G006226	UTM: 421218	E	UTM: 7018344	N	Sample Width:	Abundance:
	Elevation:	m				

Comments: Float sample directly below spur outcrop. Limonite cement breccia with colliform calcite precipitate. Clasts of quartz eyes and shale, dull brown weathering.

Sample Number:	Grid East:	E	Grid North:	N	Type: Float	Dimension:
G006005	UTM: 421334	E	UTM: 7017200	N	Sample Width:	Abundance:
	Elevation:	m				

Comments: 25x10x10 cm block of rusty-grey weathering chert breccia with 5 to 10% quartz (or barite?) matrix with patchy limonite. With dominantly black chert talus, local limestone (heavy) or barite carbonate.

Rock Sample Descriptions Project: Hammer Property: Hammer

Sample Number:	Grid East:		E	Grid North:		N	Type:	Dimension:
G006006	UTM:	421314	E	UTM:	7017255	N	Float	
	Elevation:		m				Sample Width:	Abundance:

Comments: Orange-grey weathering, banded orange>white, heavy rock with patchy black stain throughout. Local, small limonitic pits. White parts are likely barite. From chert>>limestone (or barite carbonate) talus.

Sample Number:	Grid East:		E	Grid North:		N	Type:	Dimension:
G006007	UTM:	420997	E	UTM:	7017135	N	Float	
	Elevation:		m				Sample Width:	Abundance:

Comments: In talus, 1 block (25x8x4 cm) of chert breccia with approximately 5% quartz matrix, minor orange limonite.

Sample Number:	Grid East:		E	Grid North:		N	Type:	Dimension:
G006227	UTM:	419483	E	UTM:	7017714	N	Grab	
	Elevation:		m				Sample Width: 3 pc	Abundance:

Comments: Float sample comprised of three pieces of limonite cemented shale-clast breccia.

Sample Number:	Grid East:		E	Grid North:		N	Type:	Dimension:
G006228	UTM:	419288	E	UTM:	7018031	N	Outcrop	
	Elevation:		m				Sample Width:	Abundance:

Comments: Sample collected from outcrop. Black and yellow weathering surface. Punky, oxidized limonite. Moderately heavy. No visible sulphides.

Sample Number:	Grid East:		E	Grid North:		N	Type:	Dimension:
G006229	UTM:	419300	E	UTM:	7017957	N	Outcrop	
	Elevation:		m				Sample Width:	Abundance:

Comments: Sample from outcrop. Limonite breccia with 1 cm band of fetid limestone. Moderately vessicular. Hackled weathering surface.

Sample Number:	Grid East:		E	Grid North:		N	Type:	Dimension:
G006230	UTM:	419286	E	UTM:	7018027	N	Outcrop	
	Elevation:		m				Sample Width:	Abundance:

Comments: Sample from outcrop. Sooty black limestone(?). Moderately limonite-rich, quartz-healed breccia.

Rock Sample Descriptions

Project: Keg Zone:

Sample #:	Grid East		E	Grid North		N	Type:	Rubble Grab			Geochem Results	
M676401	UTM:	596395	E	UTM:	6917165	N	Sample Width:	0.00	Zone:	Cody	Ag	ppm
Sampler:	Elevation:	1938	m				Dimension:				Au	ppm
E.Balon	Comments:	Rusty, vuggy QVN w/ limonitic cavities and some fresh dissem Py.										ppm
Date:												ppm
13-Jul-12												ppm

Sample #:	Grid East		E	Grid North		N	Type:	Rubble Grab			Geochem Results	
M676402	UTM:	596407	E	UTM:	6917149	N	Sample Width:	0.00	Zone:	Cody	Ag	ppm
Sampler:	Elevation:	1919	m				Dimension:				Au	ppm
E.Balon	Comments:	Drusy Qz & Ch VN, angular pcs up to 11.5cm width. Selvages w/ ~5% Py.										ppm
Date:												ppm
13-Jul-12												ppm

Sample #:	Grid East		E	Grid North		N	Type:	Float Grab			Geochem Results	
M676403	UTM:	596394	E	UTM:	6917212	N	Sample Width:	0.00	Zone:	Cody	Ag	ppm
Sampler:	Elevation:	1933	m				Dimension:				Au	ppm
E.Balon	Comments:	Drusy 2-3cm QVN plus highly SIL granitic wallrock w/ Ch masses. Trace visible py.										ppm
Date:												ppm
13-Jul-12												ppm

Sample #:	Grid East		E	Grid North		N	Type:	Float Grab			Geochem Results	
M676404	UTM:	596398	E	UTM:	6917193	N	Sample Width:	0.00	Zone:	Cody	Ag	ppm
Sampler:	Elevation:	1929	m				Dimension:				Au	ppm
E.Balon	Comments:	Ch-QVN & rusty SIL granitic hostrock also w/ Ch. Mod Li, no visible sulfides.										ppm
Date:												ppm
13-Jul-12												ppm

Sample #:	Grid East		E	Grid North		N	Type:	OC cntn Chip			Geochem Results	
M676405	UTM:	598145	E	UTM:	6915804	N	Sample Width:	0.30	Zone:	Cirque	Ag	ppm
Sampler:	Elevation:	1845	m				Dimension:				Au	ppm
E.Balon	Comments:	Strongly SIL granitic hostrock & 5-6cm Ch-QVN. Strong Mn staining, sparse dissem Py + Gn.										ppm
Date:												ppm
14-Jul-12												ppm

Sample #:	Grid East		E	Grid North		N	Type:	OC cntn Chip			Geochem Results	
M676406	UTM:	598141	E	UTM:	6915805	N	Sample Width:	0.18	Zone:	Cirque	Ag	ppm
Sampler:	Elevation:	1836	m				Dimension:				Au	ppm
E.Balon	Comments:	Ch-QVNs w/ intervening SIL-SER granitic hostrock. Finely dissem Py + As, So. Zone attitude (as per at M676405 is 050/dip ~60 SW.										ppm
Date:												ppm
14-Jul-12												ppm

Sample #:	Grid East		E	Grid North		N	Type:	OC cntn Chip			Geochem Results	
M676407	UTM:	598052	E	UTM:	6915728	N	Sample Width:	0.30	Zone:	Cirque	Ag	ppm
Sampler:	Elevation:	1920	m				Dimension:				Au	ppm
E.Balon	Comments:	Qz-Cb VN 16cm width + altd granitic hostrock (4cm on HW, 10cm on FW). Sp + Gn at selvages, minor Py + As. Dup of historic sample #71771.										ppm
Date:												ppm
15-Jul-12												ppm

Sample #:	Grid East		E	Grid North		N	Type:	OC cntn Chip			Geochem Results	
M676408	UTM:	598052	E	UTM:	6915738	N	Sample Width:	0.45	Zone:	Cirque	Ag	ppm
Sampler:	Elevation:	1914	m				Dimension:				Au	ppm
E.Balon	Comments:	QVN - 25 cm, plus highly SIL granite FW - 20cm. Dissems, wisps, thin seams As-Py-Tt(?) + minor Gn. On same VN zone as historic sample # 71770.										ppm
Date:												ppm
15-Jul-12												ppm

Sample #:	Grid East		E	Grid North		N	Type:	OC cntn Chip			Geochem Results	
M676409	UTM:	598147	E	UTM:	6915669	N	Sample Width:	0.70	Zone:	Cirque	Ag	ppm
Sampler:	Elevation:	1897	m				Dimension:				Au	ppm
E.Balon	Comments:	Qz-Ch VN (63cm) & altd granite wallrock (3-4cm both sides). Locally abund Gn-Tt(?)-As-Sp + minor pyrargyrite. Vicinity of historic sample #71773.										ppm
Date:												ppm
15-Jul-12												ppm

Sample #:	Grid East		E	Grid North		N	Type:	Float Grab			Geochem Results	
M676410	UTM:	598064	E	UTM:	6915727	N	Sample Width:	0.00	Zone:	Cirque	Ag	ppm
Sampler:	Elevation:	1924	m				Dimension:				Au	ppm
E.Balon	Comments:	Drusy Qz-Cb VN pcs 11-17cm widths. Abund Mn, 3-5% dissem sulfides locally as Py-As-Gn-Sp. Approx 9m ESE from Sample M676407.										ppm
Date:												ppm
16-Jul-12												ppm

Sample #:	Grid East		E	Grid North		N	Type:	Float Grab			Geochem Results	
M676411	UTM:	598209	E	UTM:	6915581	N	Sample Width:	0.00	Zone:	Cirque	Ag	ppm
Sampler:	Elevation:	1897	m				Dimension:				Au	ppm
E.Balon	Comments:	Qz-Ak BXA VN w/ dissem Py-As-Gn-Sp about 1% overall. Strong Mn staining.										ppm
Date:												ppm
16-Jul-12												ppm

Sample #:	Grid East		E	Grid North		N	Type:	Float Grab			Geochem Results	
M676412	UTM:	600947	E	UTM:	6914553	N	Sample Width:	0.00	Zone:	Snap	Ag	ppm
Sampler:	Elevation:	1965	m				Dimension:				Au	ppm
E.Balon	Comments:	QVN -ang/subang pcs to 11.5cm width. Pale grey massive glassy Qz, limonitic fracs, trace Mb.										ppm
Date:												ppm
18-Jul-12												ppm

Sample #:	Grid East		E	Grid North		N	Type:	Float Grab			Geochem Results	
M676413	UTM:	600932	E	UTM:	6914566	N	Sample Width:	0.00	Zone:	Snap	Ag	ppm
Sampler:	Elevation:	1974	m				Dimension:				Au	ppm
E.Balon	Comments:	Ch-QVN fgmnts, rusty weathered, internal dk grey patches w/ suspected finely dissem sulfides. Strong As odour. Trace Gn.										ppm
Date:												ppm
18-Jul-12												ppm

Sample #:	Grid East		E	Grid North		N	Type:	Float Grab			Geochem Results	
M676414	UTM:	600929	E	UTM:	6914566	N	Sample Width:	0.00	Zone:	Snap	Ag	ppm
Sampler:	Elevation:	1970	m				Dimension:				Au	ppm
E.Balon	Comments:	Strongly SIL-SER-SAU granite w/ pale grey glassy QVNs to 6cm width. Vein partings w/ dissem Gn & yel-white powdery secondary min.										ppm
Date:												ppm
18-Jul-12												ppm

Sample #:	Grid East		E	Grid North		N	Type:	Rubble Grab			Geochem Results	
M676415	UTM:	600887	E	UTM:	6914577	N	Sample Width:	0.00	Zone:	Snap	Ag	ppm
Sampler:	Elevation:	1978	m				Dimension:				Au	ppm
E.Balon	Comments:	QVN & SIL-SER granitic wallrock. Massive & coarse xtln glassy Qz w/ Se, trace dissem Gn. Apparent greisen type. 20m long rubble train trending 050 Az.										ppm
Date:												ppm
18-Jul-12												ppm

Sample #:	Grid East		E	Grid North		N	Type:	Rubble Grab			Geochem Results	
M676416	UTM:	600762	E	UTM:	6914383	N	Sample Width:	0.00	Zone:	Snap	Ag	ppm
Sampler:	Elevation:	1933	m				Dimension:				Au	ppm
E.Balon	Comments:	Dk rusty weathered pale grn Ch + vuggy QVN w/ intervening SIL-SER-SAU granitic hostrock. Looks like greisen type alteration/veining.										ppm
Date:												ppm
18-Jul-12												ppm

Sample #:	Grid East		E	Grid North		N	Type:	OC cntn Chip			Geochem Results	
M676417	UTM:	598120	E	UTM:	6915774	N	Sample Width:	0.25	Zone:	Cirque	Ag	ppm
Sampler:	Elevation:	1869	m				Dimension:				Au	ppm
E.Balon	Comments:	Qz-Cb (Ak-Si-Rh) VN w/ masses of coarse Gn, approx 30% by volume. Contiguous w/ & to W of M676418. On same VN as historic sample #71888.										ppm
Date:												ppm
19-Jul-12												ppm

Sample #:	Grid East		E	Grid North		N	Type:	OC cntn Chip			Geochem Results	
M676418	UTM:	598121	E	UTM:	6915774	N	Sample Width:	0.32	Zone:	Cirque	Ag	ppm
Sampler:	Elevation:	1869	m				Dimension:				Au	ppm
E.Balon	Comments:	Mid-section of VN zone, contiguous w/ M676417 & 419. White dense Qz w/ only ~2% Gn + Py, plus about 1/3 of sample length is altd granitic hostrock.										ppm
Date:												ppm
19-Jul-12												ppm

Sample #:	Grid East		E	Grid North		N	Type:	OC cntn Chip			Geochem Results	
M676419	UTM:	598122	E	UTM:	6915774	N	Sample Width:	0.33	Zone:	Cirque	Ag	ppm
Sampler:	Elevation:	1869	m				Dimension:				Au	ppm
E.Balon	Comments:	Qz-Ch-Cb BXA w/ 3-5% sulfides, mainly as Gn-As. Contiguous w/ & to E of M676418. Zone attitude 340/~85 ENE.										ppm
Date:												ppm
19-Jul-12												ppm

Sample #:	Grid East		E	Grid North		N	Type:	OC cntn Chip			Geochem Results	
M676420	UTM:	598124	E	UTM:	6915755	N	Sample Width:	0.40	Zone:	Cirque	Ag	ppm
Sampler:	Elevation:	1872	m				Dimension:				Au	ppm
E.Balon	Comments:	Qz-Ch-Cb BXA VN w/ 5-7% dissem sulfides as As-Py-Gn, abund Mn-Ak, lesser Rh. N-S strike/dip vertical to ~85 E. Probable dup of part of historic sample #71889.										ppm
Date:												ppm
19-Jul-12												ppm

Sample #:	Grid East		E	Grid North		N	Type:	Rubble Grab			Geochem Results	
M676421	UTM:	600744	E	UTM:	6914316	N	Sample Width:	0.00	Zone:	Snap	Ag	ppm
Sampler:	Elevation:	1927	m				Dimension:				Au	ppm
E.Balon	Comments:	Pale grey to grn Ch VN fgmnts up to 15cm thickness, sparse dissem Py + other dk grey-blk metallics, trace Cp. 1-1.5m wide rubble train trending 110-290 Az.										ppm
Date:												ppm
20-Jul-12												ppm

Sample #:	Grid East		E	Grid North		N	Type:	Rubble Grab			Geochem Results	
M676422	UTM:	600743	E	UTM:	6914315	N	Sample Width:	0.00	Zone:	Snap	Ag	ppm
Sampler:	Elevation:	1927	m				Dimension:				Au	ppm
E.Balon	Comments:	Gossan mtrl. Strongly altd, partly decomposed and Li-cemented granitic hostrock to VN(s) sampled under M676421.										ppm
Date:												ppm
20-Jul-12												ppm

Sample #:	Grid East		E	Grid North		N	Type:	Rubble Grab			Geochem Results	
M676423	UTM:	600752	E	UTM:	6914309	N	Sample Width:	0.00	Zone:	Snap	Ag	ppm
Sampler:	Elevation:	1929	m				Dimension:				Au	ppm
E.Balon	Comments:	Ch-vuggy Qz VN mtrl & LIM-SIL granite hostrock. Composite of several pcs over 6.0 x 0.5m. Subparallel train to that sampled under M676421-22.										ppm
Date:												ppm
20-Jul-12												ppm

Sample #:	Grid East		E	Grid North		N	Type:	Talus Chip			Geochem Results	
M676424	UTM:	600705	E	UTM:	6914326	N	Sample Width:	0.25	Zone:	Snap	Ag	ppm
Sampler:	Elevation:	1915	m				Dimension:				Au	ppm
E.Balon	Comments:	Pale grey-grn Ch-Qz VN w/ trace dissem sulfides as Py + oxidized Gn (?). Large angular, tabular bldr. Sampled across true VN thickness.										ppm
Date:												ppm
20-Jul-12												ppm

Sample #:	Grid East		E	Grid North		N	Type:	Float Grab			Geochem Results	
M676425	UTM:	600829	E	UTM:	6914200	N	Sample Width:	0.00	Zone:	Snap	Ag	ppm
Sampler:	Elevation:	1913	m				Dimension:				Au	ppm
E.Balon	Comments:	Dk rusty weathered vuggy Ch-Qz w/ 1-2% sulfides as Py, trace Cp + other dk metallic min. Composite of several pcs up to 5cm widths. Nearby Sample MK11-521.										ppm
Date:												ppm
20-Jul-12												ppm

Sample #:	Grid East		E	Grid North		N	Type:	Rubble Grab			Geochem Results	
M676426	UTM:	600654	E	UTM:	6914040	N	Sample Width:	0.00	Zone:	Snap	Ag	ppm
Sampler:	Elevation:	1928	m				Dimension:				Au	ppm
E.Balon	Comments:	Vuggy QVN mtrl & altd (greisened) granitic hostrock. Med-dk grey Qz w/ finely dissem Py & Gn-Sp (?), trace Cp. Selected chips from several pcs.										ppm
Date:												ppm
20-Jul-12												ppm

Sample #:	Grid East		E	Grid North		N	Type:	Rubble Grab			Geochem Results	
M676427	UTM:	600652	E	UTM:	6914040	N	Sample Width:	0.00	Zone:	Snap	Ag	ppm
Sampler:	Elevation:	1926	m				Dimension:				Au	ppm
E.Balon	Comments:	Dk grey vuggy Qz w/ estimated >5% dissem sulfides, mainly Py (clots up to 7mm diam.), lesser blk metallics - suspected Sp + Gn.										ppm
Date:												ppm
21-Jul-12												ppm

Sample #:	Grid East		E	Grid North		N	Type:	Rubble Grab			Geochem Results	
M676428	UTM:	600676	E	UTM:	6914010	N	Sample Width:	0.00	Zone:	Snap	Ag	ppm
Sampler:	Elevation:	1919	m				Dimension:				Au	ppm
E.Balon	Comments:	As per M676427, except from larger tabular VN pcs - up to 12cm true width (TW). Also more abundant sulfides, 7-10% locally as Py-Sp-Gn-Cp & Cv.										ppm
Date:												ppm
21-Jul-12												ppm

Sample #:	Grid East		E	Grid North		N	Type:	Float Grab			Geochem Results	
M676429	UTM:	600650	E	UTM:	6914021	N	Sample Width:	0.00	Zone:	Snap	Ag	ppm
Sampler:	Elevation:	1926	m				Dimension:				Au	ppm
E.Balon	Comments:	Massive grey to pale grn Ch w/ sparse dissem Py & isolated blebs Sp (?) in sharp angular cavities. Float to SW side of mineralized rubble trend ident by Samples M676426-28.										ppm
Date:												ppm
21-Jul-12												ppm

Sample #:	Grid East		E	Grid North		N	Type:	Float Grab			Geochem Results	
M676430	UTM:	600674	E	UTM:	6914026	N	Sample Width:	0.00	Zone:	Snap	Ag	ppm
Sampler:	Elevation:	1923	m				Dimension:				Au	ppm
E.Balon	Comments:	Angular QVN fgmnt - 12cm TW. Glassy (mesothermal) type Qz w/ sparse dissem Py-Gn. Rusty sfc & fracs w/ Li, Mn.										ppm
Date:												ppm
21-Jul-12												ppm

Sample #:	Grid East		E	Grid North		N	Type:	Float Grab			Geochem Results	
M676431	UTM:	600661	E	UTM:	6914087	N	Sample Width:	0.00	Zone:	Snap	Ag	ppm
Sampler:	Elevation:	1910	m				Dimension:				Au	ppm
E.Balon	Comments:	Same type of VN & style of min as that in M676427-28, but w/ more abund sulfides estimated at 10-15+ % as Sp-Gn-Py-minor Cp & Cv. Tabular pcs to 10cm width.										ppm
Date:												ppm
21-Jul-12												ppm

Sample #:	Grid East		E	Grid North		N	Type:	Float Grab			Geochem Results	
M676432	UTM:	600622	E	UTM:	6914134	N	Sample Width:	0.00	Zone:	Snap	Ag	ppm
Sampler:	Elevation:	1889	m				Dimension:				Au	ppm
E.Balon	Comments:	Angular talus fgmnt 16cm width. Aplite (?) in contact w/ glassy, massive to coarse xtln QVN. Limonitic & darker (chocolate brn) oxide in fracs & cavities.										ppm
Date:												ppm
21-Jul-12												ppm

Sample #:	Grid East		E	Grid North		N	Type:	Float Grab			Geochem Results	
M676433	UTM:	600644	E	UTM:	6914132	N	Sample Width:	0.00	Zone:	Snap	Ag	ppm
Sampler:	Elevation:	1891	m				Dimension:				Au	ppm
E.Balon	Comments:	White, tan, semi-clear massive to coarse xtln (mesothermal type) QVN w/ Li in fracs & cavities. Sparse dissem Gn. Chips from ang talus pc ~20cm width.										ppm
Date:												ppm
22-Jul-12												ppm

Sample #:	Grid East		E	Grid North		N	Type:	Float Grab			Geochem Results	
M676434	UTM:	600648	E	UTM:	6914131	N	Sample Width:	0.00	Zone:	Snap	Ag	ppm
Sampler:	Elevation:	1889	m				Dimension:				Au	ppm
E.Balon	Comments:	Dk rusty weathered grey epithermal type Qz-Ch BXA VN, w/ about 2% visible sulfides as Py-Gn-Sp(?).										ppm
Date:												ppm
22-Jul-12												ppm

Sample #:	Grid East		E	Grid North		N	Type:	Float Grab			Geochem Results	
M676435	UTM:	600502	E	UTM:	6914352	N	Sample Width:	0.00	Zone:	Snap	Ag	ppm
Sampler:	Elevation:	1804	m				Dimension:				Au	ppm
E.Balon	Comments:	Pale grn-grey Ch-Qz w/ ~1% sulfides as As-Py-Gn, trace Sp(?). Sparse clots w/ strongly dissem As. Chips from ang tabular VN fgmnt 12 x 20 x 30 cm.										ppm
Date:												ppm
22-Jul-12												ppm

Sample #:	Grid East		E	Grid North		N	Type:	Float Grab			Geochem Results	
M676436	UTM:	600515	E	UTM:	6914364	N	Sample Width:	0.00	Zone:	Snap	Ag	ppm
Sampler:	Elevation:	1812	m				Dimension:				Au	ppm
E.Balon	Comments:	Glassy QVN w/ inclusions of SIL-SER granitic hostrock. Scattered blebs of As, Gn. Chips from tabular pc of 12cm width.										ppm
Date:												ppm
22-Jul-12												ppm

Sample #:	Grid East		E	Grid North		N	Type:	OC cntn Chip			Geochem Results	
M676437	UTM:	598953	E	UTM:	6915247	N	Sample Width:	0.25	Zone:	Cirque	Ag	ppm
Sampler:	Elevation:	1531	m				Dimension:				Au	ppm
E.Balon	Comments:	Altd granite hostrock w/ several narrow (1-1.5cm) QVNs carrying dissem As-Py-Gn. Hanging wall (HW) sample, contiguous to W of M676438.										ppm
Date:												ppm
23-Jul-12												ppm

Sample #:	Grid East		E	Grid North		N	Type:	OC cntn Chip			Geochem Results	
M676438	UTM:	598954	E	UTM:	6915247	N	Sample Width:	0.65	Zone:	Cirque	Ag	ppm
Sampler:	Elevation:	1531	m				Dimension:				Au	ppm
E.Balon	Comments:	Highly oxidized Qz-Ch-Cb VN w/ locally abund weathered Gn-Py-As-Sp(?). Zone attitude due N-S/dip ~50-60 W. Contiguous w/ M676437 & 439.										ppm
Date:												ppm
23-Jul-12												ppm

Sample #:	Grid East		E	Grid North		N	Type:	OC cntn Chip			Geochem Results	
M676439	UTM:	598955	E	UTM:	6915247	N	Sample Width:	0.45	Zone:	Cirque	Ag	ppm
Sampler:	Elevation:	1531	m				Dimension:				Au	ppm
E.Balon	Comments:	Dk rusty yel-orange clayey FW gouge (10cm) plus altd granite (35cm) w/ abund Fe-Mn oxides. Footwall sample, contiguous to E of M676438.										ppm
Date:												ppm
23-Jul-12												ppm

Sample #:	Grid East		E	Grid North		N	Type:	Subcrop Grab			Geochem Results	
M676440	UTM:	598951	E	UTM:	6915295	N	Sample Width:	0.00	Zone:	Cirque	Ag	ppm
Sampler:	Elevation:	1540	m				Dimension:				Au	ppm
E.Balon	Comments:	Qz-Ch VN mtrl containing 40-50% Gn as coarse clots, abund Li, some Mn. Northerly strike extension of VN sampled under M676438.										ppm
Date:												ppm
23-Jul-12												ppm

Sample #:	Grid East		E	Grid North		N	Type:	Rubble Grab			Geochem Results	
M676441	UTM:	598628	E	UTM:	6915734	N	Sample Width:	0.00	Zone:	Cirque	Ag	ppm
Sampler:	Elevation:	1653	m				Dimension:				Au	ppm
E.Balon	Comments:	Grey Qz-Cb VN w/ estimated 10-15% sulfides as As-Py-Sp-Gn. Abund Mn on weathered sfcs. Apparent select "higrade" pile from historic blast trench.										ppm
Date:												ppm
24-Jul-12												ppm

Sample #:	Grid East		E	Grid North		N	Type:	Float Grab			Geochem Results	
M676442	UTM:	596070	E	UTM:	6917692	N	Sample Width:	0.00	Zone:	Cody	Ag	ppm
Sampler:	Elevation:	1795	m				Dimension:				Au	ppm
E.Balon	Comments:	Glassy coarse xtln QVN w/ rusty cavities, dissem blebs Gn <1%. Ang tabular pc 4-8cm in thickness.										ppm
Date:												ppm
25-Jul-12												ppm

Sample #:	Grid East		E	Grid North		N	Type:	Rubble Grab			Geochem Results	
M676443	UTM:	596061	E	UTM:	6917721	N	Sample Width:	0.00	Zone:	Cody	Ag	ppm
Sampler:	Elevation:	1777	m				Dimension:				Au	ppm
E.Balon	Comments:	Rusty weathered pale grey QVN plus highly SIL granitic wallrock w/ dissem blebs Gn-Py-Cp & Mc, <1% sulfides overall. Nest of large ang talus fgmnts 15-40cm thickness.										ppm
Date:												ppm
25-Jul-12												ppm

Sample #:	Grid East		E	Grid North		N	Type:	Float Grab			Geochem Results	
M676444	UTM:	595970	E	UTM:	6917548	N	Sample Width:	0.00	Zone:	Cody	Ag	ppm
Sampler:	Elevation:	1786	m				Dimension:				Au	ppm
E.Balon	Comments:	Massive & clear xtln Qz w/ abund Mn, strongly dissem Sp + Gn. Platy, 2-cm thick VN fgmnt.										ppm
Date:												ppm
25-Jul-12												ppm

Sample #:	Grid East		E	Grid North		N	Type:	Float Grab			Geochem Results	
M676445	UTM:	595977	E	UTM:	6917476	N	Sample Width:	0.00	Zone:	Cody	Ag	ppm
Sampler:	Elevation:	1798	m				Dimension:				Au	ppm
E.Balon	Comments:	LIM-SER altd granite w/ 2cm QVN carrying abund Py, minor Sp-Gn. Chips from several fist-sized pcs.										ppm
Date:												ppm
25-Jul-12												ppm

Sample #:	Grid East		E	Grid North		N	Type:	Float Grab			Geochem Results	
M676446	UTM:	595985	E	UTM:	6917461	N	Sample Width:	0.00	Zone:	Cody	Ag	ppm
Sampler:	Elevation:	1796	m				Dimension:				Au	ppm
E.Balon	Comments:	Rusty weathered Li-cemented shattered Qz-Ch VN mtrl w/ sparse clots fine gr Py, minor Gn. Chips from ang fgmnt 20 x 20 x 34 cm.										ppm
Date:												ppm
25-Jul-12												ppm

Sample #:	Grid East		E	Grid North		N	Type:	Rubble Grab			Geochem Results	
M676447	UTM:	596378	E	UTM:	6917652	N	Sample Width:	0.00	Zone:	Cody	Ag	ppm
Sampler:	Elevation:	1807	m				Dimension:				Au	ppm
E.Balon	Comments:	QVN, massive & xtln pale grey-grn Qz w/ drusy cavities, some darker grey Ch bands w/ clots of Py-As. Select chips from several pcs, up to 30cm TW.										ppm
Date:												ppm
25-Jul-12												ppm

Sample #:	Grid East		E	Grid North		N	Type:	Rubble Grab			Geochem Results	
M676448	UTM:	596383	E	UTM:	6917650	N	Sample Width:	0.00	Zone:	Cody	Ag	ppm
Sampler:	Elevation:	1815	m				Dimension:				Au	ppm
E.Balon	Comments:	As per M676447, but w/ more sulfides as Py-As-minor Sp-Gn. Chips from ang pcs to 14cm width. Rubble train likely from subparallel VN to that sampled in M676447.										ppm
Date:												ppm
25-Jul-12												ppm

Sample #:	Grid East		E	Grid North		N	Type:	Rubble Grab			Geochem Results	
M676449	UTM:	601258	E	UTM:	6914844	N	Sample Width:	0.00	Zone:	Snap	Ag	ppm
Sampler:	Elevation:	1982	m				Dimension:				Au	ppm
E.Balon	Comments:	Bullish white to glassy QVN w/ abund masses of dk radiating lath-textured mineral, possibly wolframite (?). Broken outcrop, VN width ~0.5m, trending 095/dip mod to N.										ppm
Date:												ppm
26-Jul-12												ppm

Sample #:	Grid East		E	Grid North		N	Type:	Rubble Grab			Geochem Results	
M676450	UTM:	601234	E	UTM:	6914834	N	Sample Width:	0.00	Zone:	Snap	Ag	ppm
Sampler:	Elevation:	1982	m				Dimension:				Au	ppm
E.Balon	Comments:	Ch-QVN pcs along 10 x 1m strip. Pale grey vuggy Qz w/ ~2% dissem Gn-Sp-Py. Individual VN fgmnts to 5.5cm width. Some attached altd granite.										ppm
Date:												ppm
26-Jul-12												ppm

Sample #:	Grid East		E	Grid North		N	Type:	Rubble Grab			Geochem Results	
M676451	UTM:	601256	E	UTM:	6914802	N	Sample Width:	0.00	Zone:	Snap	Ag	ppm
Sampler:	Elevation:	1966	m				Dimension:				Au	ppm
E.Balon	Comments:	Pale grey-grn Ch-Qz VN w/ abund cavities, some dk grey to blk patches w/ 1-3% dissem Py-Gn-As-Sp(?). Composite chips from several pcs to 9cm TW.										ppm
Date:												ppm
26-Jul-12												ppm

Sample #:	Grid East		E	Grid North		N	Type:	Rubble Grab			Geochem Results	
M676452	UTM:	601249	E	UTM:	6914809	N	Sample Width:	0.00	Zone:	Snap	Ag	ppm
Sampler:	Elevation:	1973	m				Dimension:				Au	ppm
E.Balon	Comments:	Dk rusty weathered Ch VN, internal dk grey patches w/ abund fine dissem sulfides. Noted Py, Gn. Composite chips from 10 pcs. Rubble train strikes ~130-310 Az.										ppm
Date:												ppm
26-Jul-12												ppm

Sample #:	Grid East		E	Grid North		N	Type:	Float Grab			Geochem Results	
M676453	UTM:	601085	E	UTM:	6914880	N	Sample Width:	0.00	Zone:	Snap	Ag	ppm
Sampler:	Elevation:	1926	m				Dimension:				Au	ppm
E.Balon	Comments:	Qz-Ch VN + altd granite hostrock fgmnt 14 x 23 x 26 cm. Massive coarse gr Qz w/ grey Ch bands containing finely dissem Py-As-Gn-Sp(?).										ppm
Date:												ppm
26-Jul-12												ppm

Sample #:	Grid East		E	Grid North		N	Type:	Float Chip			Geochem Results	
M676454	UTM:	601059	E	UTM:	6914860	N	Sample Width:	0.22	Zone:	Snap	Ag	ppm
Sampler:	Elevation:	1929	m				Dimension:				Au	ppm
E.Balon	Comments:	Massive pale grey QVN w/ weakly dissem Py-As-Gn-Sp(?). More sulfides in 1-1.5 cm selvage band along one side. Chip across 22 x 40 x 54 cm ang slab.										ppm
Date:												ppm
26-Jul-12												ppm

Sample #:	Grid East		E	Grid North		N	Type:	Rubble Grab			Geochem Results	
M676455	UTM:	600969	E	UTM:	6914012	N	Sample Width:	0.00	Zone:	Snap	Ag	ppm
Sampler:	Elevation:	1868	m				Dimension:				Au	ppm
E.Balon	Comments:	Chips from 14 cm wide, tabular pc dense ferricrete. Fe oxide-cemented leached shattered QVN & altd granitic mtrl.										ppm
Date:												ppm
27-Jul-12												ppm

Sample #:	Grid East		E	Grid North		N	Type:	Rubble Grab			Geochem Results	
M676456	UTM:	600990	E	UTM:	6913994	N	Sample Width:	0.00	Zone:	Snap	Ag	ppm
Sampler:	Elevation:	1861	m				Dimension:				Au	ppm
E.Balon	Comments:	Composite chips from several ang pcs QVN + altd granite hostrock 5-14cm in thickness. Pale grey semi-chalcedonic Qz w/ LIM fracs, drusy cavities. No visible sulfides.										ppm
Date:												ppm
27-Jul-12												ppm

Sample #:	Grid East		E	Grid North		N	Type:	Rubble Grab			Geochem Results	
M676457	UTM:	600991	E	UTM:	6913989	N	Sample Width:	0.00	Zone:	Snap	Ag	ppm
Sampler:	Elevation:	1849	m				Dimension:				Au	ppm
E.Balon	Comments:	Massive coarse-gr semi-glassy QVN fgmnt - 14cm width. SER partings assoc w/ drusy x-cutting later stage clear Qz stringers.										ppm
Date:												ppm
27-Jul-12												ppm

Sample #:	Grid East		E	Grid North		N	Type:	OC cntn Chip			Geochem Results	
M676458	UTM:	599993	E	UTM:	6915462	N	Sample Width:	0.65	Zone:	Snap	Ag	ppm
Sampler:	Elevation:	1427	m				Dimension:				Au	ppm
E.Balon	Comments:	Qz-Ch BXA VN w/ estimated 20-25% sulfides by volume, mainly as Gn-Sp, minor Py-Cp. Strongly oxidized w/ abund surficial & cavity-fill Li. Strike 345/dip steep (80-85) ENE.										ppm
Date:												ppm
28-Jul-12												ppm

Sample #:	Grid East		E	Grid North		N	Type:	OC cntn Chip			Geochem Results	
M676459	UTM:	599994	E	UTM:	6915462	N	Sample Width:	0.27	Zone:	Snap	Ag	ppm
Sampler:	Elevation:	1427	m				Dimension:				Au	ppm
E.Balon	Comments:	HW sample, contiguous to E of M676458. Fe/Mn-SER-SAU altd granite w/ 2-3cm Ch VN carrying dissem blebs Gn, Tt(?).										ppm
Date:												ppm
28-Jul-12												ppm

Sample #:	Grid East		E	Grid North		N	Type:	OC cntn Chip			Geochem Results	
M676460	UTM:	599988	E	UTM:	6915472	N	Sample Width:	0.15	Zone:	Snap	Ag	ppm
Sampler:	Elevation:	1436	m				Dimension:				Au	ppm
E.Balon	Comments:	Qz-Ch VN w/ estimated 50% combined sulfides mainly as fine-gr Gn-Sp, blebby Cp. Minor inclusions altd granite. On same VN zone along strike from M676458.										ppm
Date:												ppm
28-Jul-12												ppm

Sample #:	Grid East		E	Grid North		N	Type:	OC cntn Chip			Geochem Results	
M676461	UTM:	599986	E	UTM:	6915474	N	Sample Width:	0.58	Zone:	Snap	Ag	ppm
Sampler:	Elevation:	1436	m				Dimension:				Au	ppm
E.Balon	Comments:	On same VN along strike from M676460. Sample line cut across two sections totaling 34cm of massive Gn-Sp, minor Cp, w/ intervening altd granite.										ppm
Date:												ppm
28-Jul-12												ppm

Sample #:	Grid East		E	Grid North		N	Type:	OC cntn Chip			Geochem Results	
M676462	UTM:	599967	E	UTM:	6915463	N	Sample Width:	0.30	Zone:	Snap	Ag	ppm
Sampler:	Elevation:	1423	m				Dimension:				Au	ppm
E.Balon	Comments:	Qz-Ch VN w/ ~10 cm of altd granite hostrock, mainly on HW side. Strongly oxidized w/ relict blebby Gn. More As than Gn from mid-pt to FW. Zone strike 045/dip 70-75 SE.										ppm
Date:												ppm
28-Jul-12												ppm

Sample #:	Grid East		E	Grid North		N	Type:	OC cntn Chip			Geochem Results	
M676463	UTM:	599969	E	UTM:	6915468	N	Sample Width:	0.25	Zone:	Snap	Ag	ppm
Sampler:	Elevation:	1428	m				Dimension:				Au	ppm
E.Balon	Comments:	On same zone along strike from M676462. Seven (7) cm wide section of massive Gn-As-Sp-Py flanked by strongly altd granite w/ dissem sulfides & mm-scale Qz stringers.										ppm
Date:												ppm
28-Jul-12												ppm

Sample #:	Grid East		E	Grid North		N	Type:	OC cntn Chip			Geochem Results	
M676464	UTM:	599975	E	UTM:	6915474	N	Sample Width:	0.15	Zone:	Snap	Ag	ppm
Sampler:	Elevation:	1426	m				Dimension:				Au	ppm
E.Balon	Comments:	On same zone along strike from M676463. Five (5) cm wide section of submassive As-Gn-Sp-minor Cp from HW, then 10cm of altd granite w/ dissem sulfides & Qz stingers to FW.										ppm
Date:												ppm
28-Jul-12												ppm

Sample #:	Grid East		E	Grid North		N	Type:	OC cntn Chip			Geochem Results	
M676465	UTM:	599995	E	UTM:	6915488	N	Sample Width:	0.35	Zone:	Snap	Ag	ppm
Sampler:	Elevation:	1434	m				Dimension:				Au	ppm
E.Balon	Comments:	Partly rusty weathered white massive QVN w/ weakly dissem oxidized sulfides at the selvages. Surficial yel-grn staining. Zone strike 040-045/dip ~85 SE.										ppm
Date:												ppm
28-Jul-12												ppm

Sample #:	Grid East		E	Grid North		N	Type:	OC cntn Chip			Geochem Results	
M676466	UTM:	599979	E	UTM:	6915460	N	Sample Width:	0.26	Zone:	Snap	Ag	ppm
Sampler:	Elevation:	1413	m				Dimension:				Au	ppm
E.Balon	Comments:	On same 'white' QVN along strike to SW from M676465. Mod dissem sulfides (Gn, As, possibly Sp, Tt) for 5cm in from HW, otherwise apparently barren. 5-6cm altd granite incl. Att 045/~75 SE.										ppm
Date:												ppm
28-Jul-12												ppm

Rock Sample Descriptions **Project:** Keg Zone:

Sample #:	Grid East		E	Grid North		N	Type:	T-1 west wall chip: 1.2 m		Geochem Results	
K191751	UTM:	581647	E	UTM:	6946203	N	Sample Width:		Zone: Owl W.	Ag	ppm
Sampler:	Elevation:		m				Dimension:			Au	ppm
M.Kammerer	Comments:	grey chert with rusty fracture surfaces									ppm
Date:											ppm
3-Jun-12											ppm

Sample #:	Grid East		E	Grid North		N	Type:	T-1 vein chip: 0.22 m		Geochem Results	
K191752	UTM:	581647	E	UTM:	6946203	N	Sample Width:		Zone: Owl W.	Ag	ppm
Sampler:	Elevation:		m				Dimension:			Au	ppm
M.Kammerer	Comments:	massive sulphide: galena and arsenopyrite									ppm
Date:											ppm
3-Jun-12											ppm

Sample #:	Grid East		E	Grid North		N	Type:	T-1 east wall chip: 0.90 m		Geochem Results	
K191753	UTM:	581647	E	UTM:	6946203	N	Sample Width:		Zone: Owl W.	Ag	ppm
Sampler:	Elevation:		m				Dimension:			Au	ppm
M.Kammerer	Comments:	grey chert with rusty fracture surfaces									ppm
Date:											ppm
3-Jun-12											ppm

Sample #:	Grid East		E	Grid North		N	Type:	float composite		Geochem Results	
K191754	UTM:	581638	E	UTM:	6946195	N	Sample Width:		Zone: Owl W.	Ag	ppm
Sampler:	Elevation:		m				Dimension:			Au	ppm
M.Kammerer	Comments:	small quartz vein chips with arsenopyrite and lesser galena. Several pieces up to egg sized 13 m sw of vein exposure.									ppm
Date:											ppm
4-Jun-12											ppm

Sample #:	Grid East		E	Grid North		N	Type:	float			Geochem Results	
K191755	UTM:	583678	E	UTM:	6946847	N	Sample Width:		Zone:	Owl W.	Ag	ppm
Sampler:	Elevation:		m				Dimension:				Au	ppm
M.Kammerer	Comments:	pervasively rusty chert boulder with thin ferricrete crusts. 1 only in area of complete veg cover.										ppm
Date:												ppm
5-Jun-12												ppm

Sample #:	Grid East		E	Grid North		N	Type:	North wall chip: 0.20 m			Geochem Results	
K191756	UTM:	583815	E	UTM:	6946771	N	Sample Width:		Zone:	Owl S.	Ag	ppm
Sampler:	Elevation:		m				Dimension:				Au	ppm
M.Kammerer	Comments:	pervasively rusty chert with thin seams of weathered aspy										ppm
Date:												ppm
5-Jun-12												ppm

Sample #:	Grid East		E	Grid North		N	Type:	Vein chip: 0.30 m			Geochem Results	
K191757	UTM:	583815	E	UTM:	6946771	N	Sample Width:		Zone:	Owl S.	Ag	ppm
Sampler:	Elevation:		m				Dimension:				Au	ppm
M.Kammerer	Comments:	Aspy in qz matrix. Up to 70% asypy.										ppm
Date:												ppm
5-Jun-12												ppm

Sample #:	Grid East		E	Grid North		N	Type:	South wall + veinlets chip: 1.0 m			Geochem Results	
K191758	UTM:	583815	E	UTM:	6946771	N	Sample Width:		Zone:	Owl S.	Ag	ppm
Sampler:	Elevation:		m				Dimension:				Au	ppm
M.Kammerer	Comments:	Pervasively rusty chert with seams of aspy up to 5 cm thick										ppm
Date:												ppm
5-Jun-12												ppm

Sample #:	Grid East		E	Grid North		N	Type:	float composite			Geochem Results	
K191759	UTM:	583815	E	UTM:	6946771	N	Sample Width:		Zone:	Owl S.	Ag	ppm
Sampler:	Elevation:		m				Dimension:				Au	ppm
M.Kammerer	Comments:	Rusty chert chips from exposures near vein. Represents broad area host-rock grade.										ppm
Date:												ppm
5-Jun-12												ppm

Sample #:	Grid East		E	Grid North		N	Type:	sub-crop		Geochem Results	
K191760	UTM:	583815	E	UTM:	6946771	N	Sample Width:		Zone: Owl S.	Ag	ppm
Sampler:	Elevation:		m				Dimension:			Au	ppm
M.Kammerer	Comments:	Banded fine grained gn and aspy with minor qz. 10 cm flat width float fragment on strike but ~7m east of chip sample.									ppm
Date:											ppm
5-Jun-12											ppm

Sample #:	Grid East		E	Grid North		N	Type:	near source float / sub-crop		Geochem Results	
K191761	UTM:	583925	E	UTM:	6946287	N	Sample Width:		Zone: Owl W.	Ag	ppm
Sampler:	Elevation:		m				Dimension:			Au	ppm
M.Kammerer	Comments:	Intensely rusty altered rock with bands and pockets of deeply weathered sulphide (aspy + sph?). Protruding from ravelling soil face in area of total veg cover.									ppm
Date:											ppm
5-Jun-12											ppm

Sample #:	Grid East		E	Grid North		N	Type:	T-2: near source float		Geochem Results	
K191762	UTM:	581669	E	UTM:	6946260	N	Sample Width:		Zone: Owl W.	Ag	ppm
Sampler:	Elevation:		m				Dimension:			Au	ppm
M.Kammerer	Comments:	Deeply weathered sulphide with strong sc staining from 2 cm seam on excavated boulder.									ppm
Date:											ppm
6-Jun-12											ppm

Sample #:	Grid East		E	Grid North		N	Type:	T-2: near source float		Geochem Results	
K191763	UTM:	581669	E	UTM:	6946260	N	Sample Width:		Zone: Owl W.	Ag	ppm
Sampler:	Elevation:		m				Dimension:			Au	ppm
M.Kammerer	Comments:	Deeply weathered, cavity filled gn + aspy. Gourd sized fragment.									ppm
Date:											ppm
6-Jun-12											ppm

Sample #:	Grid East		E	Grid North		N	Type:	T-2: near source float		Geochem Results	
K191764	UTM:	581669	E	UTM:	6946260	N	Sample Width:		Zone: Owl W.	Ag	ppm
Sampler:	Elevation:		m				Dimension:			Au	ppm
M.Kammerer	Comments:	Numerous small fragments of "dry-bone" with sc staining									ppm
Date:											ppm
6-Jun-12											ppm

Sample #:	Grid East		E	Grid North		N	Type:	Trench talus composite: 1.2 m		Geochem Results	
K191765	UTM:	581950	E	UTM:	6946107	N	Sample Width:		Zone: Owl W.	Ag	ppm
Sampler:	Elevation:		m				Dimension:			Au	ppm
M.Kammerer	Comments:	Intensely rusty chert talus.									ppm
Date:											ppm
6-Jun-12											ppm

Sample #:	Grid East		E	Grid North		N	Type:	Trench talus composite: 2.0 m		Geochem Results	
K191766	UTM:	581950	E	UTM:	6946107	N	Sample Width:		Zone: Owl W.	Ag	ppm
Sampler:	Elevation:		m				Dimension:			Au	ppm
M.Kammerer	Comments:	Moderately rusty chert talus.									ppm
Date:											ppm
6-Jun-12											ppm

Sample #:	Grid East		E	Grid North		N	Type:	T-2: near source float		Geochem Results	
K191767	UTM:	581669	E	UTM:	6946260	N	Sample Width:		Zone: Owl W.	Ag	ppm
Sampler:	Elevation:		m				Dimension:			Au	ppm
M.Kammerer	Comments:	Chert with large fractures filled with dry-bone, weathered gn remains in some cavities, and sc staining.									ppm
Date:											ppm
6-Jun-12											ppm

Sample #:	Grid East		E	Grid North		N	Type:	near source float		Geochem Results	
K191768	UTM:	581647	E	UTM:	6946258	N	Sample Width:		Zone: Owl W.	Ag	ppm
Sampler:	Elevation:		m				Dimension:			Au	ppm
M.Kammerer	Comments:	Chert boulder with intensely weathered sulphide on multiple fracture surfaces. Sulphide thickness up to 2 cm. Boulder protruding from moss on hillside. 1 only exposed here.									ppm
Date:											ppm
6-Jun-12											ppm

Sample #:	Grid East		E	Grid North		N	Type:	small diameter float (frost boil)		Geochem Results	
K191769	UTM:	596250	E	UTM:	6917658	N	Sample Width:		Zone: Hammer	Ag	ppm
Sampler:	Elevation:		m				Dimension:			Au	ppm
M.Kammerer	Comments:	Qz fragment with Li seams, boxwork, and mng stains.									ppm
Date:											ppm
7-Jun-12											ppm

Sample #:	Grid East		E	Grid North		N	Type:	small diameter float (frost boil)		Geochem Results	
K191770	UTM:	595767	E	UTM:	6917016	N	Sample Width:		Zone: Hammer	Ag	ppm
Sampler:	Elevation:		m				Dimension:			Au	ppm
M.Kammerer	Comments:	Qz fragment with Li seams, boxwork, and mng stains.									ppm
Date:											ppm
8-Jun-12											ppm

Sample #:	Grid East		E	Grid North		N	Type:	float cobble		Geochem Results	
K191771	UTM:	596069	E	UTM:	6917494	N	Sample Width:		Zone: Hammer	Ag	ppm
Sampler:	Elevation:		m				Dimension:			Au	ppm
M.Kammerer	Comments:	Chalcedonic qz with strong rust on fractures. No visible mzn.									ppm
Date:											ppm
8-Jun-12											ppm

Sample #:	Grid East		E	Grid North		N	Type:	near source float		Geochem Results	
K191772	UTM:	596360	E	UTM:	6917802	N	Sample Width:		Zone: Hammer	Ag	ppm
Sampler:	Elevation:		m				Dimension:			Au	ppm
M.Kammerer	Comments:	Qz with Li cavities and 5-10% py. 1 golf-ball sized fragment with other rusty material spalling from top of N striking recessive gully.									ppm
Date:											ppm
8-Jun-12											ppm

Sample #:	Grid East		E	Grid North		N	Type:	float cobble		Geochem Results	
K191773	UTM:	596327	E	UTM:	6917887	N	Sample Width:		Zone: Hammer	Ag	ppm
Sampler:	Elevation:		m				Dimension:			Au	ppm
M.Kammerer	Comments:	Qz cobble with strong rust weathering and <=3% fine grey sulphide. 1 only 15 cm diam at head of N striking recessive gully.									ppm
Date:											ppm
8-Jun-12											ppm

Sample #:	Grid East		E	Grid North		N	Type:	float		Geochem Results	
K191774	UTM:	595552	E	UTM:	6918304	N	Sample Width:		Zone: Hammer	Ag	ppm
Sampler:	Elevation:		m				Dimension:			Au	ppm
M.Kammerer	Comments:	Mng stained massive galena, golfball sized fragment, 1 only.									ppm
Date:											ppm
8-Jun-12											ppm

Sample #:	Grid East		E	Grid North		N	Type:	float			Geochem Results	
K191775	UTM:	595595	E	UTM:	6918327	N	Sample Width:		Zone:	Hammer	Ag	ppm
Sampler:	Elevation:		m				Dimension:				Au	ppm
M.Kammerer	Comments:	Deeply weathered mng stained qz bx with abundant cavities, Li, gn clasts (10-15%), lesser sph, mild sc stains. ~10 cobbles + 10 gravels in float train.										ppm
Date:												ppm
8-Jun-12												ppm

Sample #:	Grid East		E	Grid North		N	Type:	float cobble			Geochem Results	
K191776	UTM:	595581	E	UTM:	6918326	N	Sample Width:		Zone:	Hammer	Ag	ppm
Sampler:	Elevation:		m				Dimension:				Au	ppm
M.Kammerer	Comments:	Float train with approx 1 pail full of material, paralell to K191775, with same material.										ppm
Date:												ppm
8-Jun-12												ppm

Sample #:	Grid East		E	Grid North		N	Type:	vein float boulder - 18cm TW			Geochem Results	
K191777	UTM:	595577	E	UTM:	6918328	N	Sample Width:		Zone:	Hammer	Ag	ppm
Sampler:	Elevation:		m				Dimension:				Au	ppm
M.Kammerer	Comments:	2 qz bx boulders with with large weathered out sulphide clasts and strong staining. 2 boulders together with flat sided widths of 15-18 cm.										ppm
Date:												ppm
8-Jun-12												ppm

Sample #:	Grid East		E	Grid North		N	Type:	small diameter float (frost boil)			Geochem Results	
K191778	UTM:	595517	E	UTM:	6918225	N	Sample Width:		Zone:	Hammer	Ag	ppm
Sampler:	Elevation:		m				Dimension:				Au	ppm
M.Kammerer	Comments:	mng stained gn.										ppm
Date:												ppm
9-Jun-12												ppm

Sample #:	Grid East		E	Grid North		N	Type:	small diameter float (frost boil)			Geochem Results	
K191779	UTM:	595537	E	UTM:	6918219	N	Sample Width:		Zone:	Hammer	Ag	ppm
Sampler:	Elevation:		m				Dimension:				Au	ppm
M.Kammerer	Comments:	mng stained Li boxwork.										ppm
Date:												ppm
9-Jun-12												ppm

Sample #:	Grid East		E	Grid North		N	Type:	small diameter float (frost boil)		Geochem Results	
K191780	UTM:	595528	E	UTM:	6918221	N	Sample Width:		Zone: Hammer	Ag	ppm
Sampler:	Elevation:		m				Dimension:			Au	ppm
M.Kammerer	Comments:	Li + geothite with thin mng partings									ppm
Date:											ppm
9-Jun-12											ppm

Sample #:	Grid East		E	Grid North		N	Type:	small diameter float (frost boil)		Geochem Results	
K191781	UTM:	595514	E	UTM:	6918211	N	Sample Width:		Zone: Hammer	Ag	ppm
Sampler:	Elevation:		m				Dimension:			Au	ppm
M.Kammerer	Comments:	mng stained Li with fine weathered sulphide.									ppm
Date:											ppm
9-Jun-12											ppm

Sample #:	Grid East		E	Grid North		N	Type:	small diameter float (frost boil)		Geochem Results	
K191782	UTM:	595514	E	UTM:	6918211	N	Sample Width:		Zone: Hammer	Ag	ppm
Sampler:	Elevation:		m				Dimension:			Au	ppm
M.Kammerer	Comments:	mng stained Li + qz.									ppm
Date:											ppm
9-Jun-12											ppm

Sample #:	Grid East		E	Grid North		N	Type:	small diameter float (frost boil)		Geochem Results	
K191783	UTM:	595524	E	UTM:	6918211	N	Sample Width:		Zone: Hammer	Ag	ppm
Sampler:	Elevation:		m				Dimension:			Au	ppm
M.Kammerer	Comments:	mng stained Li.									ppm
Date:											ppm
9-Jun-12											ppm

Sample #:	Grid East		E	Grid North		N	Type:	small diameter float (frost boil)		Geochem Results	
K191784	UTM:	595529	E	UTM:	6918215	N	Sample Width:		Zone: Hammer	Ag	ppm
Sampler:	Elevation:		m				Dimension:			Au	ppm
M.Kammerer	Comments:	mng stained qz with Li boxwork and weathered gn.									ppm
Date:											ppm
9-Jun-12											ppm

Sample #:	Grid East		E	Grid North		N	Type:	small diameter float (frost boil)		Geochem Results	
K191785	UTM:	595539	E	UTM:	6918198	N	Sample Width:		Zone: Hammer	Ag	ppm
Sampler:	Elevation:		m				Dimension:			Au	ppm
M.Kammerer	Comments:	mng stained qz & Li with boxwork and abundant gn/anglesite.									ppm
Date:											ppm
9-Jun-12											ppm

Sample #:	Grid East		E	Grid North		N	Type:	small diameter float (frost boil)		Geochem Results	
K191786	UTM:	595606	E	UTM:	6918197	N	Sample Width:		Zone: Hammer	Ag	ppm
Sampler:	Elevation:		m				Dimension:			Au	ppm
M.Kammerer	Comments:	mng stained Li with weathered gn and trace sc in cavities									ppm
Date:											ppm
9-Jun-12											ppm

Sample #:	Grid East		E	Grid North		N	Type:	small diameter float (frost boil)		Geochem Results	
K191787	UTM:	595572	E	UTM:	6918178	N	Sample Width:		Zone: Hammer	Ag	ppm
Sampler:	Elevation:		m				Dimension:			Au	ppm
M.Kammerer	Comments:	mng qz + Li boxwork with gn.									ppm
Date:											ppm
9-Jun-12											ppm

Sample #:	Grid East		E	Grid North		N	Type:	small diameter float (frost boil)		Geochem Results	
K191788	UTM:	595516	E	UTM:	6918173	N	Sample Width:		Zone: Hammer	Ag	ppm
Sampler:	Elevation:		m				Dimension:			Au	ppm
M.Kammerer	Comments:	mng stained qz + Li.									ppm
Date:											ppm
9-Jun-12											ppm

Sample #:	Grid East		E	Grid North		N	Type:	small diameter float (frost boil)		Geochem Results	
K191789	UTM:	595517	E	UTM:	6918164	N	Sample Width:		Zone: Hammer	Ag	ppm
Sampler:	Elevation:		m				Dimension:			Au	ppm
M.Kammerer	Comments:	rusty qz boxwork with trace sc (?)									ppm
Date:											ppm
9-Jun-12											ppm

Sample #:	Grid East		E	Grid North		N	Type:	small diameter float (frost boil)		Geochem Results	
K191790	UTM:	595516	E	UTM:	6918162	N	Sample Width:		Zone: Hammer	Ag	ppm
Sampler:	Elevation:		m				Dimension:			Au	ppm
M.Kammerer	Comments:	mng stained qz with boxwork and Li.									ppm
Date:											ppm
9-Jun-12											ppm

Sample #:	Grid East		E	Grid North		N	Type:	small diameter float (frost boil)		Geochem Results	
K191791	UTM:	595514	E	UTM:	6918154	N	Sample Width:		Zone: Hammer	Ag	ppm
Sampler:	Elevation:		m				Dimension:			Au	ppm
M.Kammerer	Comments:	mng stained Li with weathered gn.									ppm
Date:											ppm
9-Jun-12											ppm

Sample #:	Grid East		E	Grid North		N	Type:	small diameter float (frost boil)		Geochem Results	
K191792	UTM:	595526	E	UTM:	6918133	N	Sample Width:		Zone: Hammer	Ag	ppm
Sampler:	Elevation:		m				Dimension:			Au	ppm
M.Kammerer	Comments:	mng stained qz boxwork with Li and trace py.									ppm
Date:											ppm
9-Jun-12											ppm

Sample #:	Grid East		E	Grid North		N	Type:	small diameter float (frost boil)		Geochem Results	
K191793	UTM:	595540	E	UTM:	6918136	N	Sample Width:		Zone: Hammer	Ag	ppm
Sampler:	Elevation:		m				Dimension:			Au	ppm
M.Kammerer	Comments:	qz boxwork with strong Li stains.									ppm
Date:											ppm
9-Jun-12											ppm

Sample #:	Grid East		E	Grid North		N	Type:	small diameter float (frost boil)		Geochem Results	
K191794	UTM:	595483	E	UTM:	6918060	N	Sample Width:		Zone: Hammer	Ag	ppm
Sampler:	Elevation:		m				Dimension:			Au	ppm
M.Kammerer	Comments:	pervasively manganese stained pebble.									ppm
Date:											ppm
9-Jun-12											ppm

Sample #:	Grid East		E	Grid North		N	Type:	small diameter float (frost boil)		Geochem Results	
K191795	UTM:	595431	E	UTM:	6918045	N	Sample Width:		Zone: Hammer	Ag	ppm
Sampler:	Elevation:		m				Dimension:			Au	ppm
M.Kammerer	Comments:	qz boxwork with trace Li inside.									ppm
Date:											ppm
9-Jun-12											ppm

Sample #:	Grid East		E	Grid North		N	Type:	float (felsenmeer)		Geochem Results	
K191796	UTM:	595565	E	UTM:	6918008	N	Sample Width:		Zone: Hammer	Ag	ppm
Sampler:	Elevation:		m				Dimension:			Au	ppm
M.Kammerer	Comments:	qz bx with mng stains.									ppm
Date:											ppm
9-Jun-12											ppm

Sample #:	Grid East		E	Grid North		N	Type:	near source float		Geochem Results	
K191797	UTM:	595540	E	UTM:	6918250	N	Sample Width:		Zone: Hammer	Ag	ppm
Sampler:	Elevation:		m				Dimension:			Au	ppm
M.Kammerer	Comments:	mng stained qz with minor Li and trace blackjack sph. 2 pieces - 1 fist sized and 1 golfball sized in west of three recessive structures.									ppm
Date:											ppm
10-Jun-12											ppm

Sample #:	Grid East		E	Grid North		N	Type:	small diameter float (frost boil)		Geochem Results	
K191798	UTM:	595539	E	UTM:	6918147	N	Sample Width:		Zone: Hammer	Ag	ppm
Sampler:	Elevation:		m				Dimension:			Au	ppm
M.Kammerer	Comments:	mng stained qz boxwork with trace gn.									ppm
Date:											ppm
10-Jun-12											ppm

Sample #:	Grid East		E	Grid North		N	Type:	small diameter float (frost boil)		Geochem Results	
K191799	UTM:	595658	E	UTM:	6918074	N	Sample Width:		Zone: Hammer	Ag	ppm
Sampler:	Elevation:		m				Dimension:			Au	ppm
M.Kammerer	Comments:	chalcedonic qz very fine disseminated grey colouring (sulphide?)									ppm
Date:											ppm
10-Jun-12											ppm

Sample #:	Grid East		E	Grid North		N	Type:	small diameter float (frost boil)		Geochem Results	
K191800	UTM:	595602	E	UTM:	6917990	N	Sample Width:		Zone: Hammer	Ag	ppm
Sampler:	Elevation:		m				Dimension:			Au	ppm
M.Kammerer	Comments:	mng stained pervasively rusty granite chip.									ppm
Date:											ppm
10-Jun-12											ppm

Sample #:	Grid East		E	Grid North		N	Type:	small diameter float (frost boil)		Geochem Results	
K191801	UTM:	595787	E	UTM:	6918002	N	Sample Width:		Zone: Hammer	Ag	ppm
Sampler:	Elevation:		m				Dimension:			Au	ppm
M.Kammerer	Comments:	qz with mng seams and dark Li stains.									ppm
Date:											ppm
10-Jun-12											ppm

Sample #:	Grid East		E	Grid North		N	Type:	float (felsenmeer)		Geochem Results	
K191802	UTM:	595961	E	UTM:	6917533	N	Sample Width:		Zone: Hammer	Ag	ppm
Sampler:	Elevation:		m				Dimension:			Au	ppm
M.Kammerer	Comments:	Thickly mng coated slabs of fine grained massive aspy, 2 - 4 cm flat side thickness, 4 pieces plate sized within large granite boulders.									ppm
Date:											ppm
10-Jun-12											ppm

Sample #:	Grid East		E	Grid North		N	Type:	near source float / flt gouge		Geochem Results	
K191803	UTM:	596605	E	UTM:	6917232	N	Sample Width:		Zone: Hammer	Ag	ppm
Sampler:	Elevation:		m				Dimension:			Au	ppm
M.Kammerer	Comments:	composite of vuggy mng stained chips within sandy gouge.									ppm
Date:											ppm
10-Jun-12											ppm

Sample #:	Grid East		E	Grid North		N	Type:	small diameter float (frost boil)		Geochem Results	
K191804	UTM:	596201	E	UTM:	6917667	N	Sample Width:		Zone: Hammer	Ag	ppm
Sampler:	Elevation:		m				Dimension:			Au	ppm
M.Kammerer	Comments:	Qz fragments with mng staining									ppm
Date:											ppm
7-Jun-12											ppm

Sample #:	Grid East		E	Grid North		N	Type:	float cobble			Geochem Results	
K191805	UTM:	595593	E	UTM:	6918333	N	Sample Width:		Zone:	Hammer	Ag	ppm
Sampler:	Elevation:		m				Dimension:				Au	ppm
M.Kammerer	Comments:	Mng stained Li + qz with gn.										ppm
Date:												ppm
8-Jun-12												ppm

Sample #:	Grid East		E	Grid North		N	Type:	near source float			Geochem Results	
K191806	UTM:	625568	E	UTM:	6918004	N	Sample Width:		Zone:	Ku	Ag	ppm
Sampler:	Elevation:		m				Dimension:				Au	ppm
M.Kammerer	Comments:	fault bx with green siltstone clasts and seams of ferricrete.										ppm
Date:												ppm
12-Jun-12												ppm

Sample #:	Grid East		E	Grid North		N	Type:	float composite			Geochem Results	
K191807	UTM:	625571	E	UTM:	6918006	N	Sample Width:		Zone:	Ku	Ag	ppm
Sampler:	Elevation:		m				Dimension:				Au	ppm
M.Kammerer	Comments:	Porous Li + geothite chips up to 4 cm diameter from 10 X 5 m rusty exposed soil patch.										ppm
Date:												ppm
12-Jun-12												ppm

Sample #:	Grid East		E	Grid North		N	Type:	near source float			Geochem Results	
K191808	UTM:	625589	E	UTM:	6918010	N	Sample Width:		Zone:	Ku	Ag	ppm
Sampler:	Elevation:		m				Dimension:				Au	ppm
M.Kammerer	Comments:	Pervasively Fe altered cobble.										ppm
Date:												ppm
12-Jun-12												ppm

Sample #:	Grid East		E	Grid North		N	Type:	talus float			Geochem Results	
K191809	UTM:	625651	E	UTM:	6917979	N	Sample Width:		Zone:	Ku	Ag	ppm
Sampler:	Elevation:		m				Dimension:				Au	ppm
M.Kammerer	Comments:	Intensely altered cobbles (rock type unk) with strong Li + sc stains with weathered fine grained aspy. 5+ cobbles with 8 - 10 cm diameters.										ppm
Date:												ppm
12-Jun-12												ppm

Sample #:	Grid East		E	Grid North		N	Type:	near source float		Geochem Results	
K191810	UTM:	625669	E	UTM:	6917995	N	Sample Width:		Zone: Ku	Ag	ppm
Sampler:	Elevation:		m				Dimension:			Au	ppm
M.Kammerer	Comments:	30 cm diameter felsic dyke boulder with ~10% fine grey sulphide, strong mal stains, weak Li stains. 1 only, very near source.									ppm
Date:											ppm
12-Jun-12											ppm

Sample #:	Grid East		E	Grid North		N	Type:	near source float		Geochem Results	
K191811	UTM:	625669	E	UTM:	6917995	N	Sample Width:		Zone: Ku	Ag	ppm
Sampler:	Elevation:		m				Dimension:			Au	ppm
M.Kammerer	Comments:	Medium grained qz with up 20% aspy, strong sc. 7 X 15 cm cobble, low abundance.									ppm
Date:											ppm
12-Jun-12											ppm

Sample #:	Grid East		E	Grid North		N	Type:	near source float		Geochem Results	
K191812	UTM:	625669	E	UTM:	6917995	N	Sample Width:		Zone: Ku	Ag	ppm
Sampler:	Elevation:		m				Dimension:			Au	ppm
M.Kammerer	Comments:	Li and sc stained qz with up 20% aspy, very weathered. 5 X 15 cm, low abundance.									ppm
Date:											ppm
12-Jun-12											ppm

Sample #:	Grid East		E	Grid North		N	Type:	near source float		Geochem Results	
K191813	UTM:	625652	E	UTM:	6917840	N	Sample Width:		Zone: Ku	Ag	ppm
Sampler:	Elevation:		m				Dimension:			Au	ppm
M.Kammerer	Comments:	rusty siltstone chips with Li seams and small cavities. From 1X1m rusty patch.									ppm
Date:											ppm
13-Jun-12											ppm

Sample #:	Grid East		E	Grid North		N	Type:	near source float		Geochem Results	
K191814	UTM:	625879	E	UTM:	6917867	N	Sample Width:		Zone: Ku	Ag	ppm
Sampler:	Elevation:		m				Dimension:			Au	ppm
M.Kammerer	Comments:	Small fragments of siltstone fault bx with Li beside quartz boulders.									ppm
Date:											ppm
13-Jun-12											ppm

Sample #:	Grid East		E	Grid North		N	Type:	float (talus)			Geochem Results	
K191815	UTM:	626035	E	UTM:	6917854	N	Sample Width:		Zone:	Ku	Ag	ppm
Sampler:	Elevation:		m				Dimension:				Au	ppm
M.Kammerer	Comments:	Rusty qz chips with fine cavities from rusty talus zone ~10 m wide. Low abundance.										ppm
Date:												ppm
13-Jun-12												ppm

Sample #:	Grid East		E	Grid North		N	Type:	bedrock grab			Geochem Results	
K191816	UTM:	625836	E	UTM:	6917918	N	Sample Width:		Zone:	Ku	Ag	ppm
Sampler:	Elevation:		m				Dimension:				Au	ppm
M.Kammerer	Comments:	Porous Li seams in bedrock near anomalous soil sample. Low abundance.										ppm
Date:												ppm
13-Jun-12												ppm

Sample #:	Grid East		E	Grid North		N	Type:	near source float			Geochem Results	
K191817	UTM:	625836	E	UTM:	6917918	N	Sample Width:		Zone:	Ku	Ag	ppm
Sampler:	Elevation:		m				Dimension:				Au	ppm
M.Kammerer	Comments:	Qz with fine grey sulphide (<3%) and pervasive yellow staining. Float cobble found above Li seam (K191816)										ppm
Date:												ppm
13-Jun-12												ppm

Sample #:	Grid East		E	Grid North		N	Type:	bedrock grab			Geochem Results	
K191818	UTM:	625791	E	UTM:	6917931	N	Sample Width:		Zone:	Ku	Ag	ppm
Sampler:	Elevation:		m				Dimension:				Au	ppm
M.Kammerer	Comments:	1X1 m pale BR nodule with very intense Fe + greenish alteration.										ppm
Date:												ppm
13-Jun-12												ppm

Sample #:	Grid East		E	Grid North		N	Type:	float			Geochem Results	
K191819	UTM:	626006	E	UTM:	6917049	N	Sample Width:		Zone:	Ku	Ag	ppm
Sampler:	Elevation:		m				Dimension:				Au	ppm
M.Kammerer	Comments:	Mafic intrusive with very strong green staining on fractures (sc or epidote/chlorite?)										ppm
Date:												ppm
5-Jun-12												ppm

Sample #:	Grid East		E	Grid North		N	Type:	near source float		Geochem Results	
K191820	UTM:	625768	E	UTM:	6917920	N	Sample Width:		Zone: Ku	Ag	ppm
Sampler:	Elevation:		m				Dimension:			Au	ppm
M.Kammerer	Comments:	Pervasivley limonitic material with thick green coatings and fine grey inclusions (sulphide?). Abundance: few									ppm
Date:											ppm
13-Jun-12											ppm

Sample #:	Grid East		E	Grid North		N	Type:	near source float		Geochem Results	
K191821	UTM:	625768	E	UTM:	6917920	N	Sample Width:		Zone: Ku	Ag	ppm
Sampler:	Elevation:		m				Dimension:			Au	ppm
M.Kammerer	Comments:	Hornfelsed siltstone with thin vuggy sc stained qz on one face. 1 only.									ppm
Date:											ppm
13-Jun-12											ppm

Sample #:	Grid East		E	Grid North		N	Type:	near source float		Geochem Results	
K191822	UTM:	625768	E	UTM:	6917920	N	Sample Width:		Zone: Ku	Ag	ppm
Sampler:	Elevation:		m				Dimension:			Au	ppm
M.Kammerer	Comments:	hornfelsed siltstone with vuggy residue and mal on 1 face. Small fragment, 1 only.									ppm
Date:											ppm
13-Jun-12											ppm

Sample #:	Grid East		E	Grid North		N	Type:	float		Geochem Results	
K191823	UTM:	625408	E	UTM:	6917242	N	Sample Width:		Zone: Ku	Ag	ppm
Sampler:	Elevation:		m				Dimension:			Au	ppm
M.Kammerer	Comments:	hornfelsed siltstone with 3 cm white qz vein and a thin seam of green crust (sc?) at foot of slope.									ppm
Date:											ppm
15-Jun-12											ppm

Sample #:	Grid East		E	Grid North		N	Type:	near source float		Geochem Results	
K191824	UTM:	625520	E	UTM:	6917179	N	Sample Width:		Zone: Ku	Ag	ppm
Sampler:	Elevation:		m				Dimension:			Au	ppm
M.Kammerer	Comments:	Mineralized skarn sub-crop - typical high grade: altered LST with fne grained gn, lesser aspy and black jack sph. Sulphide trace to abundant in 20-30 large clustered boulders within 7 X 4 m area. Veg and partial exposure of felsenmeer.									ppm
Date:											ppm
15-Jun-12											ppm

Sample #:	Grid East		E	Grid North		N	Type:	near source float composite: 0.75 m		Geochem Results	
K191825	UTM:	625520	E	UTM:	6917179	N	Sample Width:		Zone: Ku	Ag	ppm
Sampler:	Elevation:		m				Dimension:			Au	ppm
M.Kammerer	Comments:	Mafic dyke/ sill material adjacent to skarn. Intensely weathered, possible sulphides.									ppm
Date:											ppm
15-Jun-12											ppm

Sample #:	Grid East		E	Grid North		N	Type:	near source float composite: 0.90 m		Geochem Results	
K191826	UTM:	625520	E	UTM:	6917179	N	Sample Width:		Zone: Ku	Ag	ppm
Sampler:	Elevation:		m				Dimension:			Au	ppm
M.Kammerer	Comments:	Mineralized skarn fragments.									ppm
Date:											ppm
15-Jun-12											ppm

Sample #:	Grid East		E	Grid North		N	Type:	near source float		Geochem Results	
K191827	UTM:	625520	E	UTM:	6917179	N	Sample Width:		Zone: Ku	Ag	ppm
Sampler:	Elevation:		m				Dimension:			Au	ppm
M.Kammerer	Comments:	Mineralized skarn composite chipped from a 0.5 m boulder.									ppm
Date:											ppm
15-Jun-12											ppm

Sample #:	Grid East		E	Grid North		N	Type:	near source float		Geochem Results	
K191828	UTM:	625522	E	UTM:	6917179	N	Sample Width:		Zone: Ku	Ag	ppm
Sampler:	Elevation:		m				Dimension:			Au	ppm
M.Kammerer	Comments:	Porous Li with strong mal stains from directly above skarn boulders. Cobble 15 X 8 X 8 cm, 1 only.									ppm
Date:											ppm
15-Jun-12											ppm

Sample #:	Grid East		E	Grid North		N	Type:	float		Geochem Results	
K191829	UTM:	625524	E	UTM:	6917141	N	Sample Width:		Zone: Ku	Ag	ppm
Sampler:	Elevation:		m				Dimension:			Au	ppm
M.Kammerer	Comments:	Small Li fragment									ppm
Date:											ppm
15-Jun-12											ppm

Sample #:	Grid East		E	Grid North		N	Type:	near source float composite: 1.2 m		Geochem Results	
K191830	UTM:	625531	E	UTM:	6917070	N	Sample Width:		Zone: Ku	Ag	ppm
Sampler:	Elevation:		m				Dimension:			Au	ppm
M.Kammerer	Comments:	Intensely weathered green rock with strong pervasive staining: Li, mng + mal. Limited exposure.									ppm
Date:											ppm
15-Jun-12											ppm

Sample #:	Grid East		E	Grid North		N	Type:	float		Geochem Results	
K191831	UTM:	625595	E	UTM:	6917195	N	Sample Width:		Zone: Ku	Ag	ppm
Sampler:	Elevation:		m				Dimension:			Au	ppm
M.Kammerer	Comments:	pervasively rusty mafic sill float with trace greenish vugs									ppm
Date:											ppm
15-Jun-12											ppm

Sample #:	Grid East		E	Grid North		N	Type:	Kill-zone, 2-axis composite: 3.4 x 2.2 m		Geochem Results	
K191832	UTM:	625767	E	UTM:	6917088	N	Sample Width:		Zone: Ku	Ag	ppm
Sampler:	Elevation:		m				Dimension:			Au	ppm
M.Kammerer	Comments:	Rusty kill zone with greenish rusty fine fragments. 2-axis chip (3.4 m X 2.2 m) across kill patch.									ppm
Date:											ppm
15-Jun-12											ppm

Sample #:	Grid East		E	Grid North		N	Type:	near source float		Geochem Results	
K191833	UTM:	625776	E	UTM:	6917080	N	Sample Width:		Zone: Ku	Ag	ppm
Sampler:	Elevation:		m				Dimension:			Au	ppm
M.Kammerer	Comments:	Rusty kill patch 1 X 5.5 m, north striking.									ppm
Date:											ppm
15-Jun-12											ppm

Sample #:	Grid East		E	Grid North		N	Type:	Kill-zone composite: 7.5 m		Geochem Results	
K191834	UTM:	625753	E	UTM:	6916984	N	Sample Width:		Zone: Ku	Ag	ppm
Sampler:	Elevation:		m				Dimension:			Au	ppm
M.Kammerer	Comments:	Extremely bright orange gravel + soil kill zone surrounding large mafic sill outcrop.									ppm
Date:											ppm
15-Jun-12											ppm

Sample #:	Grid East		E	Grid North		N	Type:	Chip: 1.0 m		Geochem Results	
K191835	UTM:	625753	E	UTM:	6916984	N	Sample Width:		Zone: Ku	Ag	ppm
Sampler:	Elevation:		m				Dimension:			Au	ppm
M.Kammerer	Comments:	Mafic sill with fine sulphide ~5 %									ppm
Date:											ppm
15-Jun-12											ppm

Sample #:	Grid East		E	Grid North		N	Type:	Trench talus composite: 2.70 m		Geochem Results	
K191836	UTM:	625520	E	UTM:	6917179	N	Sample Width:		Zone: Ku	Ag	ppm
Sampler:	Elevation:		m				Dimension:			Au	ppm
M.Kammerer	Comments:	Talus material from base of trench.									ppm
Date:											ppm
15-Jun-12											ppm

Sample #:	Grid East		E	Grid North		N	Type:	Grab - check REP		Geochem Results	
K191837	UTM:	625520	E	UTM:	6917179	N	Sample Width:		Zone: Ku	Ag	ppm
Sampler:	Elevation:		m				Dimension:			Au	ppm
M.Kammerer	Comments:	Check REP (Mineralized skarn grab)									ppm
Date:											ppm
15-Jun-12											ppm

Sample #:	Grid East		E	Grid North		N	Type:	near source float		Geochem Results	
K191838	UTM:	612548	E	UTM:	6926094	N	Sample Width:		Zone: XIV	Ag	ppm
Sampler:	Elevation:		m				Dimension:			Au	ppm
M.Kammerer	Comments:	Vuggy, limonitic seams on chert boulders within 15 m wide deep linear channel.									ppm
Date:											ppm
17-Jun-12											ppm

Sample #:	Grid East		E	Grid North		N	Type:	near source float		Geochem Results	
K191839	UTM:	612542	E	UTM:	6926093	N	Sample Width:		Zone: XIV	Ag	ppm
Sampler:	Elevation:		m				Dimension:			Au	ppm
M.Kammerer	Comments:	Qz vein cobble with trace sulphide. 2 cm flat width. 1 only in between boulders.									ppm
Date:											ppm
17-Jun-12											ppm

Sample #:	Grid East		E	Grid North		N	Type:	near source float		Geochem Results	
K191840	UTM:	612546	E	UTM:	6926093	N	Sample Width:		Zone: XIV	Ag	ppm
Sampler:	Elevation:		m				Dimension:			Au	ppm
M.Kammerer	Comments:	Soft ferricrete cobble with grey inclusions. Low abundance between boulders.									ppm
Date:											ppm
17-Jun-12											ppm

Sample #:	Grid East		E	Grid North		N	Type:	near source float		Geochem Results	
K191841	UTM:	612546	E	UTM:	6926093	N	Sample Width:		Zone: XIV	Ag	ppm
Sampler:	Elevation:		m				Dimension:			Au	ppm
M.Kammerer	Comments:	Pervasively rusty boxwork. Low abundance between boulders.									ppm
Date:											ppm
17-Jun-12											ppm

Sample #:	Grid East		E	Grid North		N	Type:	near source float		Geochem Results	
K191842	UTM:	612546	E	UTM:	6926093	N	Sample Width:		Zone: XIV	Ag	ppm
Sampler:	Elevation:		m				Dimension:			Au	ppm
M.Kammerer	Comments:	Pervasivley rusty cobble with vuggy edges. Low abundance between boulders.									ppm
Date:											ppm
17-Jun-12											ppm

Sample #:	Grid East		E	Grid North		N	Type:	near source float		Geochem Results	
K191843	UTM:	612548	E	UTM:	6926094	N	Sample Width:		Zone: XIV	Ag	ppm
Sampler:	Elevation:		m				Dimension:			Au	ppm
M.Kammerer	Comments:	Pervasively Li stained cobble with bx, vugs and trace mal stains. 1 only within 1 X 2 m rusty patch.									ppm
Date:											ppm
17-Jun-12											ppm

Sample #:	Grid East		E	Grid North		N	Type:	near source float		Geochem Results	
K191844	UTM:	612091	E	UTM:	6926340	N	Sample Width:		Zone: XIV	Ag	ppm
Sampler:	Elevation:		m				Dimension:			Au	ppm
M.Kammerer	Comments:	Chert boulder with 1 edge pervasively rusty and soft. 1 only.									ppm
Date:											ppm
18-Jun-12											ppm

Sample #:	Grid East		E	Grid North		N	Type:	near source float		Geochem Results	
K191845	UTM:	612743	E	UTM:	6925894	N	Sample Width:		Zone: XIV	Ag	ppm
Sampler:	Elevation:		m				Dimension:			Au	ppm
M.Kammerer	Comments:	Several small, pervasively rusty chips found within small rusty soil patch in large recessive channel.									ppm
Date:											ppm
18-Jun-12											ppm

Sample #:	Grid East		E	Grid North		N	Type:	near source float		Geochem Results	
K191846	UTM:	612743	E	UTM:	6925894	N	Sample Width:		Zone: XIV	Ag	ppm
Sampler:	Elevation:		m				Dimension:			Au	ppm
M.Kammerer	Comments:	Intensely altered fault rock cobble with ~50% + aspy. Flat width of mineralized section 5 cm. Excavated from rusty soil patch (probably talus fines)									ppm
Date:											ppm
18-Jun-12											ppm

Sample #:	Grid East		E	Grid North		N	Type:	near source float		Geochem Results	
K191847	UTM:	612743	E	UTM:	6925894	N	Sample Width:		Zone: XIV	Ag	ppm
Sampler:	Elevation:		m				Dimension:			Au	ppm
M.Kammerer	Comments:	Qz vein cobble with ~30% aspy and abundant dry bone. 8 cm flat width. 4 pieces total found in small excavation of rusty soil patch ~0.5 m diam. (same as K191845-847)									ppm
Date:											ppm
18-Jun-12											ppm

Sample #:	Grid East		E	Grid North		N	Type:	float		Geochem Results	
K191848	UTM:	612183	E	UTM:	6926130	N	Sample Width:		Zone: XIV	Ag	ppm
Sampler:	Elevation:		m				Dimension:			Au	ppm
M.Kammerer	Comments:	3 small fragments of soft Li found in bare soil patch on slope above anomalous soil samples.									ppm
Date:											ppm
18-Jun-12											ppm

Sample #:	Grid East		E	Grid North		N	Type:	near source float		Geochem Results	
K191849	UTM:	611430	E	UTM:	6924869	N	Sample Width:		Zone: XIV	Ag	ppm
Sampler:	Elevation:		m				Dimension:			Au	ppm
M.Kammerer	Comments:	Intensely altered cr-bx boulder with abundant weathered aspy. Found within gossanous talus slide.									ppm
Date:											ppm
19-Jun-12											ppm

Sample #:	Grid East		E	Grid North		N	Type:	near source float		Geochem Results	
K191850	UTM:	611430	E	UTM:	6924869	N	Sample Width:		Zone: XIV	Ag	ppm
Sampler:	Elevation:		m				Dimension:			Au	ppm
M.Kammerer	Comments:	Qz cr-bx with strong sc staining from boulder within gossanous talus slide.									ppm
Date:											ppm
19-Jun-12											ppm

Sample #:	Grid East		E	Grid North		N	Type:	T-1 West wallrock chip: 0.90 m		Geochem Results	
K191851	UTM:	611430	E	UTM:	6924869	N	Sample Width:		Zone: XIV	Ag	ppm
Sampler:	Elevation:		m				Dimension:			Au	ppm
M.Kammerer	Comments:	Intensely silicified siltstone with rust and sc stains on fractures.									ppm
Date:											ppm
19-Jun-12											ppm

Sample #:	Grid East		E	Grid North		N	Type:	T-1 Vein chip: 1.3 m		Geochem Results	
K191852	UTM:	611430	E	UTM:	6924869	N	Sample Width:		Zone: XIV	Ag	ppm
Sampler:	Elevation:		m				Dimension:			Au	ppm
M.Kammerer	Comments:	Mineralized fault gouge zone: clay to small boulders. Most coarse framents are mineralized, but intensely weathered. Abundant aspy, abundant pitted Li with strong sc stains, 20 cm of vein appears to be intact, but hard to tell.									ppm
Date:											ppm
19-Jun-12											ppm

Sample #:	Grid East		E	Grid North		N	Type:	T-1 East wallrock chip: 1.0 m		Geochem Results	
K191853	UTM:	611430	E	UTM:	6924869	N	Sample Width:		Zone: XIV	Ag	ppm
Sampler:	Elevation:		m				Dimension:			Au	ppm
M.Kammerer	Comments:	Intensely silicified siltstone with rust and sc stains on fractures, + 10 cm wide white qz vein.									ppm
Date:											ppm
19-Jun-12											ppm

Sample #:	Grid East		E	Grid North		N	Type:	T-2 west wallrock chip: 1.0 m		Geochem Results	
K191854	UTM:	611440	E	UTM:	6924879	N	Sample Width:		Zone: XIV	Ag	ppm
Sampler:	Elevation:		m				Dimension:			Au	ppm
M.Kammerer	Comments:	Silicified siltstone.									ppm
Date:											ppm
20-Jun-12											ppm

Sample #:	Grid East		E	Grid North		N	Type:	T-2 vein chip: 0.23 m		Geochem Results	
K191855	UTM:	611440	E	UTM:	6924879	N	Sample Width:		Zone: XIV	Ag	ppm
Sampler:	Elevation:		m				Dimension:			Au	ppm
M.Kammerer	Comments:	Fine grained qz with abundant disseminated asypy, strong mng stains.									ppm
Date:											ppm
20-Jun-12											ppm

Sample #:	Grid East		E	Grid North		N	Type:	T-2 vein chip: 0.78 m		Geochem Results	
K191856	UTM:	611440	E	UTM:	6924879	N	Sample Width:		Zone: XIV	Ag	ppm
Sampler:	Elevation:		m				Dimension:			Au	ppm
M.Kammerer	Comments:	Intensely weathered and variable vein material: silica rich and ca rich sections, abundant Li, sc, seams of aspy weathered to grey, soft, trace gn locally.									ppm
Date:											ppm
20-Jun-12											ppm

Sample #:	Grid East		E	Grid North		N	Type:	T-2 east wallrock chip: 0.8 m		Geochem Results	
K191857	UTM:	611440	E	UTM:	6924879	N	Sample Width:		Zone: XIV	Ag	ppm
Sampler:	Elevation:		m				Dimension:			Au	ppm
M.Kammerer	Comments:	Intensely silicified siltstone with strong Li and sc stains.									ppm
Date:											ppm
20-Jun-12											ppm

Sample #:	Grid East		E	Grid North		N	Type:	bedrock discrete grab		Geochem Results	
K191858	UTM:	611386	E	UTM:	6924763	N	Sample Width:		Zone: XIV	Ag	ppm
Sampler:	Elevation:		m				Dimension:			Au	ppm
M.Kammerer	Comments:	Thick Li patches on rock face near small qz vein exposure. (see Rosie's samples for qz chip)									ppm
Date:											ppm
20-Jun-12											ppm

Sample #:	Grid East		E	Grid North		N	Type:	near source float composite		Geochem Results	
K191859	UTM:	611433	E	UTM:	6924868	N	Sample Width:		Zone: XIV	Ag	ppm
Sampler:	Elevation:		m				Dimension:			Au	ppm
M.Kammerer	Comments:	Pervasively rusty chips and soft Li pieces from 2 ft wide kill zone. 3 m to the east of T-1.									ppm
Date:											ppm
20-Jun-12											ppm

Sample #:	Grid East		E	Grid North		N	Type:	grab from trench		Geochem Results	
K191860	UTM:	611430	E	UTM:	6924869	N	Sample Width:		Zone: XIV	Ag	ppm
Sampler:	Elevation:		m				Dimension:			Au	ppm
M.Kammerer	Comments:	Intensely weathered vein cobble.									ppm
Date:											ppm
19-Jun-12											ppm

Sample #:	Grid East		E	Grid North		N	Type:	float		Geochem Results	
K191861	UTM:	604221	E	UTM:	6933364	N	Sample Width:		Zone: Arch	Ag	ppm
Sampler:	Elevation:		m				Dimension:			Au	ppm
M.Kammerer	Comments:	vuggy Li. 8-10 egg sized fragments scattered on kill-zone rusty slope 10 X 10 m wide.									ppm
Date:											ppm
21-Jun-12											ppm

Sample #:	Grid East		E	Grid North		N	Type:	float		Geochem Results	
K191862	UTM:	604191	E	UTM:	6933412	N	Sample Width:		Zone: Arch	Ag	ppm
Sampler:	Elevation:		m				Dimension:			Au	ppm
M.Kammerer	Comments:	15 X 10 X 5 cm piece of goethite + Li on large talus slope of altered siliceous siltstone.									ppm
Date:											ppm
21-Jun-12											ppm

Sample #:	Grid East		E	Grid North		N	Type:	near source float		Geochem Results	
K191863	UTM:	603152	E	UTM:	6934688	N	Sample Width:		Zone: Arch	Ag	ppm
Sampler:	Elevation:		m				Dimension:			Au	ppm
M.Kammerer	Comments:	Qz vein with vuggy Li, galena blebs weathered to anglesite. Host white quartzite felsenmeer exposed roughly 8X12 m zone with abundant geothite, and altered qtzt vein wallrock with vuggy surfaces, often containing blebbly galena, anglesite and cerrusite (?).									ppm
Date:											ppm
21-Jun-12											ppm

Sample #:	Grid East		E	Grid North		N	Type:	talus float composite		Geochem Results	
K191864	UTM:	604020	E	UTM:	6933842	N	Sample Width:		Zone: Arch	Ag	ppm
Sampler:	Elevation:		m				Dimension:			Au	ppm
M.Kammerer	Comments:	Composite of Li and rusty fault rocks from 7 X 10 m rusty zone									ppm
Date:											ppm
21-Jun-12											ppm

Sample #:	Grid East		E	Grid North		N	Type:	Trench: near source float		Geochem Results	
K191865	UTM:	603149	E	UTM:	6934684	N	Sample Width:		Zone: Arch	Ag	ppm
Sampler:	Elevation:		m				Dimension:			Au	ppm
M.Kammerer	Comments:	Vuggy quartz vein material from surface of large qzt boulder (64 X 25 X 34 cm), zones of gn in blebs, often weathered to anglesite and cerrusite.									ppm
Date:											ppm
21-Jun-12											ppm

Sample #:	Grid East		E	Grid North		N	Type:	Trench: near source float		Geochem Results	
K191866	UTM:	603149	E	UTM:	6934684	N	Sample Width:		Zone: Arch	Ag	ppm
Sampler:	Elevation:		m				Dimension:			Au	ppm
M.Kammerer	Comments:	Altered quartzite adjacent to galena bearing vein material. Very rusty, with grey discolouration inside. Wallrock only.									ppm
Date:											ppm
21-Jun-12											ppm

Sample #:	Grid East		E	Grid North		N	Type:	float		Geochem Results	
K191867	UTM:	603560	E	UTM:	6934493	N	Sample Width:		Zone: Arch	Ag	ppm
Sampler:	Elevation:		m				Dimension:			Au	ppm
M.Kammerer	Comments:	Limonitic fault bx fragments from 2X2 m rusty soil patch.									ppm
Date:											ppm
22-Jun-12											ppm

Sample #:	Grid East		E	Grid North		N	Type:	float		Geochem Results	
K191868	UTM:	603094	E	UTM:	6934674	N	Sample Width:		Zone: Arch	Ag	ppm
Sampler:	Elevation:		m				Dimension:			Au	ppm
M.Kammerer	Comments:	Small, pervasively rusty limestone fragment with whispy dark metallic minerial, probably weathered galena									ppm
Date:											ppm
22-Jun-12											ppm

Sample #:	Grid East		E	Grid North		N	Type:	near source float		Geochem Results	
K191869	UTM:	603106	E	UTM:	6934649	N	Sample Width:		Zone: Arch	Ag	ppm
Sampler:	Elevation:		m				Dimension:			Au	ppm
M.Kammerer	Comments:	Rusty limestone fragments with trace galena sourcing from thin (<30 cm) limestone bed between siltstone and qtzt beds. 049/90									ppm
Date:											ppm
22-Jun-12											ppm

Sample #:	Grid East		E	Grid North		N	Type:	bedrock chip 0.25 m		Geochem Results	
K191870	UTM:	603094	E	UTM:	6934674	N	Sample Width:		Zone: Arch	Ag	ppm
Sampler:	Elevation:		m				Dimension:			Au	ppm
M.Kammerer	Comments:	Pervasively rusty limestone bed ~12 cm with locally abundant small galena crystals evenly distributed. Chip sample includes rusty siltstone bracketing limestone. 065/85									ppm
Date:											ppm
22-Jun-12											ppm

Sample #:	Grid East		E	Grid North		N	Type:	near source float		Geochem Results	
K191871	UTM:	603135	E	UTM:	6934701	N	Sample Width:		Zone: Arch	Ag	ppm
Sampler:	Elevation:		m				Dimension:			Au	ppm
M.Kammerer	Comments:	Goethite with small gn bleb. Fist sized fragment, 8-10 pieces within rusty zone including rusty limestone, and unaltered qtzt float.									ppm
Date:											ppm
22-Jun-12											ppm

Sample #:	Grid East		E	Grid North		N	Type:	float		Geochem Results	
K191872	UTM:	603159	E	UTM:	6934779	N	Sample Width:		Zone: Arch	Ag	ppm
Sampler:	Elevation:		m				Dimension:			Au	ppm
M.Kammerer	Comments:	Rusty, vuggy limestone fragment with possible weathered galena. 1 only.									ppm
Date:											ppm
22-Jun-12											ppm

Sample #:	Grid East		E	Grid North		N	Type:	near source float		Geochem Results	
K191873	UTM:	603150	E	UTM:	6934937	N	Sample Width:		Zone: Arch	Ag	ppm
Sampler:	Elevation:		m				Dimension:			Au	ppm
M.Kammerer	Comments:	Sample description lost: probably a grab sample from the trench									ppm
Date:											ppm
23-Jun-12											ppm

Sample #:	Grid East		E	Grid North		N	Type:	Trench: near source float		Geochem Results	
K191874	UTM:	603149	E	UTM:	6934684	N	Sample Width:		Zone: Arch	Ag	ppm
Sampler:	Elevation:		m				Dimension:			Au	ppm
M.Kammerer	Comments:	Altered qzt with large goethitic cavities stained black, a few well weathered galena blebs. Some cerrusite crystals in cavities.									ppm
Date:											ppm
21-Jun-12											ppm

Sample #:	Grid East		E	Grid North		N	Type:	Trench: near source float		Geochem Results	
K191875	UTM:	603149	E	UTM:	6934684	N	Sample Width:		Zone: Arch	Ag	ppm
Sampler:	Elevation:		m				Dimension:			Au	ppm
M.Kammerer	Comments:	Goethite and Li with anglesite and cerrusite. Cobble. Abundance: few									ppm
Date:											ppm
21-Jun-12											ppm

Sample #:	Grid East		E	Grid North		N	Type:	Trench: near source float		Geochem Results	
K191876	UTM:	603149	E	UTM:	6934684	N	Sample Width:		Zone: Arch	Ag	ppm
Sampler:	Elevation:		m				Dimension:			Au	ppm
M.Kammerer	Comments:	Goethite with little or no residual mineralization left in cavities. This sample plus last two represent similar material but in 3 stages of decomposition.									ppm
Date:											ppm
21-Jun-12											ppm

Sample #:	Grid East		E	Grid North		N	Type:	Talus float		Geochem Results	
K191877	UTM:	603219	E	UTM:	6934869	N	Sample Width:		Zone: Arch	Ag	ppm
Sampler:	Elevation:		m				Dimension:			Au	ppm
M.Kammerer	Comments:	Limonitic float from 3 x 3 m rusty talus patch.									ppm
Date:											ppm
24-Jun-12											ppm

Sample #:	Grid East		E	Grid North		N	Type:	Float		Geochem Results	
K191878	UTM:	603160	E	UTM:	6934999	N	Sample Width:		Zone: Arch	Ag	ppm
Sampler:	Elevation:		m				Dimension:			Au	ppm
M.Kammerer	Comments:	Boulder in creek within anomalous soil zone: silicified black shale with particularly strong yellow/green staining on abundant fractures.									ppm
Date:											ppm
24-Jun-12											ppm

Sample #:	Grid East		E	Grid North		N	Type:	Trench talus composite: 1.5 m		Geochem Results	
K191879	UTM:	603150	E	UTM:	6934937	N	Sample Width:		Zone: Arch	Ag	ppm
Sampler:	Elevation:		m				Dimension:			Au	ppm
M.Kammerer	Comments:	Location of anomalous soil sample CC155717. Shallow trench exposed silicified black shale talus with abundant fractures re-healed with white/yellow/greenish residue. This is the only material within the trench.									ppm
Date:											ppm
24-Jun-12											ppm

Sample #:	Grid East		E	Grid North		N	Type:	Talus float		Geochem Results	
K191880	UTM:	603154	E	UTM:	6934899	N	Sample Width:		Zone: Arch	Ag	ppm
Sampler:	Elevation:		m				Dimension:			Au	ppm
M.Kammerer	Comments:	Limonitic fault bx within talus patch containing mostly black shale with moderate yellow staining. 1 only.									ppm
Date:											ppm
24-Jun-12											ppm

Sample #:	Grid East		E	Grid North		N	Type:	Talus float		Geochem Results	
K191881	UTM:	602949	E	UTM:	6934941	N	Sample Width:		Zone: Arch	Ag	ppm
Sampler:	Elevation:		m				Dimension:			Au	ppm
M.Kammerer	Comments:	Small pit dug at location of anomalous soil sample (CC155721). 1 cobble of black shale with intense silicification + yellow fracture fill found directly against soil auger hole.									ppm
Date:											ppm
24-Jun-12											ppm

Sample #:	Grid East		E	Grid North		N	Type:	Talus float		Geochem Results	
K191882	UTM:	603100	E	UTM:	6934942	N	Sample Width:		Zone: Arch	Ag	ppm
Sampler:	Elevation:		m				Dimension:			Au	ppm
M.Kammerer	Comments:	Location of anomalous soil sample CC155718. Material excavated is well fractured black shale with yellow/green fractures. Sample taken of piece with very strong yellow fracture coatings.									ppm
Date:											ppm
24-Jun-12											ppm

Sample #:	Grid East		E	Grid North		N	Type:	near source float		Geochem Results	
K191883	UTM:	605673	E	UTM:	6932013	N	Sample Width:		Zone: XIII	Ag	ppm
Sampler:	Elevation:		m				Dimension:			Au	ppm
M.Kammerer	Comments:	Grainy qz bx with aspy + gn 5-10%, numerous cobbles and boulders up to 30 cm diam within 2 X 4 m patch.									ppm
Date:											ppm
27-Jun-12											ppm

Sample #:	Grid East		E	Grid North		N	Type:	near source float		Geochem Results	
K191884	UTM:	605673	E	UTM:	6932013	N	Sample Width:		Zone: XIII	Ag	ppm
Sampler:	Elevation:		m				Dimension:			Au	ppm
M.Kammerer	Comments:	Grainy qz bx with aspy + gn 5-10%, numerous cobbles and boulders up to 30 cm diam within 2 X 4 m patch.									ppm
Date:											ppm
27-Jun-12											ppm

Sample #:	Grid East		E	Grid North		N	Type:	near source float		Geochem Results	
K191885	UTM:	605673	E	UTM:	6932013	N	Sample Width:		Zone: XIII	Ag	ppm
Sampler:	Elevation:		m				Dimension:			Au	ppm
M.Kammerer	Comments:	Host siliceous tuff with weak mineralization. Abundant.									ppm
Date:											ppm
27-Jun-12											ppm

Sample #:	Grid East		E	Grid North		N	Type:	near source float		Geochem Results	
K191886	UTM:	605626	E	UTM:	6932030	N	Sample Width:		Zone: XIII	Ag	ppm
Sampler:	Elevation:		m				Dimension:			Au	ppm
M.Kammerer	Comments:	Very abundant coarsely grainy silica boulders and cobbles, sub-angular to sub-rounded. Probably sub-marine pyro-blastic. Intense rust weathering and abundant disseminated pyrite. The composition of these boulders is uniform across a wide area.									ppm
Date:											ppm
27-Jun-12											ppm

Sample #:	Grid East		E	Grid North		N	Type:	near source float		Geochem Results	
K191887	UTM:	605617	E	UTM:	6932032	N	Sample Width:		Zone: XIII	Ag	ppm
Sampler:	Elevation:		m				Dimension:			Au	ppm
M.Kammerer	Comments:	Semi-massive aspy, fist sized, 1 only.									ppm
Date:											ppm
27-Jun-12											ppm

Sample #:	Grid East		E	Grid North		N	Type:	near source float		Geochem Results	
K191888	UTM:	605583	E	UTM:	6932012	N	Sample Width:		Zone: XIII	Ag	ppm
Sampler:	Elevation:		m				Dimension:			Au	ppm
M.Kammerer	Comments:	Intensely pitted, pumicey, pale rock (?) with bands and blebs of aspy. 2 fist sized 1 gourd sized in kill zone patch 3X3 m.									ppm
Date:											ppm
27-Jun-12											ppm

Sample #:	Grid East		E	Grid North		N	Type:	near source float		Geochem Results	
K191889	UTM:	605585	E	UTM:	6932001	N	Sample Width:		Zone: XIII	Ag	ppm
Sampler:	Elevation:		m				Dimension:			Au	ppm
M.Kammerer	Comments:	Pitted pale blue-green stained rock with fine aspy in whisps and bands. Abundant gravel to fist sized pieces within frost boil patches 3X3 m area.									ppm
Date:											ppm
27-Jun-12											ppm

Sample #:	Grid East		E	Grid North		N	Type:	near source float			Geochem Results	
K191890	UTM:	605535	E	UTM:	6931933	N	Sample Width:		Zone:	XIII	Ag	ppm
Sampler:	Elevation:		m				Dimension:				Au	ppm
M.Kammerer	Comments:	Pitted pale blue-green stained rock with fine aspy in whisps and bands. Est. 1 pail full gravel to fist sized pieces within 2X5m frost boil / kill zone patch.										ppm
Date:												ppm
27-Jun-12												ppm

Sample #:	Grid East		E	Grid North		N	Type:	talus float			Geochem Results	
K191891	UTM:	605756	E	UTM:	6932198	N	Sample Width:		Zone:	XIII	Ag	ppm
Sampler:	Elevation:		m				Dimension:				Au	ppm
M.Kammerer	Comments:	Pervasively yellow stained white quartzite with few fine cavities on one face. Moderate abundance of similar material on steep talus slope.										ppm
Date:												ppm
27-Jun-12												ppm

Sample #:	Grid East		E	Grid North		N	Type:	talus float			Geochem Results	
K191892	UTM:	605678	E	UTM:	6932132	N	Sample Width:		Zone:	XIII	Ag	ppm
Sampler:	Elevation:		m				Dimension:				Au	ppm
M.Kammerer	Comments:	Black shale, strongly silicified with intense yellow stains and coatings on pervasive healed fractures. Abundant material near contact with overlying tuff unit.										ppm
Date:												ppm
27-Jun-12												ppm

Sample #:	Grid East		E	Grid North		N	Type:	talus float			Geochem Results	
K191893	UTM:	605680	E	UTM:	6932120	N	Sample Width:		Zone:	XIII	Ag	ppm
Sampler:	Elevation:		m				Dimension:				Au	ppm
M.Kammerer	Comments:	Silicified shale crackle-breccia with strong yellow staining.										ppm
Date:												ppm
27-Jun-12												ppm

Sample #:	Grid East		E	Grid North		N	Type:	near source float			Geochem Results	
K191894	UTM:	605658	E	UTM:	6932061	N	Sample Width:		Zone:	XIII	Ag	ppm
Sampler:	Elevation:		m				Dimension:				Au	ppm
M.Kammerer	Comments:	Intensely weathered sulphide, probably gn + aspy. 8 fragments found up to fist sized within 5X2m area on felsenmeer slope.										ppm
Date:												ppm
27-Jun-12												ppm

Sample #:	Grid East		E	Grid North		N	Type:	talus float		Geochem Results	
K191895	UTM:	605489	E	UTM:	6932056	N	Sample Width:		Zone: XIII	Ag	ppm
Sampler:	Elevation:		m				Dimension:			Au	ppm
M.Kammerer	Comments:	Thick banded aspy with shale on walls. Two large pieces, the larger being 20X20X8cm.									ppm
Date:											ppm
28-Jun-12											ppm

Sample #:	Grid East		E	Grid North		N	Type:	talus float		Geochem Results	
K191896	UTM:	605503	E	UTM:	6932041	N	Sample Width:		Zone: XIII	Ag	ppm
Sampler:	Elevation:		m				Dimension:			Au	ppm
M.Kammerer	Comments:	Pitted, cavity filled Li with whispy fine sulphide and green staining. 6 fist sized fragments in a ~7m long train.									ppm
Date:											ppm
28-Jun-12											ppm

Sample #:	Grid East		E	Grid North		N	Type:	talus float		Geochem Results	
K191897	UTM:	605503	E	UTM:	6932040	N	Sample Width:		Zone: XIII	Ag	ppm
Sampler:	Elevation:		m				Dimension:			Au	ppm
M.Kammerer	Comments:	Pale, soft porous rock with whispy quartz, bands of sc, Li, and white residue.									ppm
Date:											ppm
28-Jun-12											ppm

Sample #:	Grid East		E	Grid North		N	Type:	talus float		Geochem Results	
K191898	UTM:	605523	E	UTM:	6932025	N	Sample Width:		Zone: XIII	Ag	ppm
Sampler:	Elevation:		m				Dimension:			Au	ppm
M.Kammerer	Comments:	Pale, tuffaceous rock with whispy banded aspy + gn partly weathered to anglesite (sulph <10%). 1 piece only.									ppm
Date:											ppm
28-Jun-12											ppm

Sample #:	Grid East		E	Grid North		N	Type:	near source float		Geochem Results	
K191899	UTM:	605655	E	UTM:	6932053	N	Sample Width:		Zone: XIII	Ag	ppm
Sampler:	Elevation:		m				Dimension:			Au	ppm
M.Kammerer	Comments:	Grey siliceous tuff with bands up to 3cm of sc stained dry-bone (weathered out sulphide). 2 pieces, 10 m apart.									ppm
Date:											ppm
28-Jun-12											ppm

Sample #:	Grid East		E	Grid North		N	Type:	near source float		Geochem Results	
K191900	UTM:	603107	E	UTM:	6932864	N	Sample Width:		Zone: Euclid NE	Ag	ppm
Sampler:	Elevation:		m				Dimension:			Au	ppm
M.Kammerer	Comments:	Strongly rust weathering siliceous siltstone in 5X5m near source patch.									ppm
Date:											ppm
30-Jun-12											ppm

Sample #:	Grid East		E	Grid North		N	Type:	near source float		Geochem Results	
L840501	UTM:	603087	E	UTM:	6932874	N	Sample Width:		Zone: Euclid NE	Ag	ppm
Sampler:	Elevation:		m				Dimension:			Au	ppm
M.Kammerer	Comments:	Quartz/aspy vein material, intensely weathered. 15+ fragments walnut to egg sized within rusty bare patches down 8m stretch of slope. Numerous fragments of yellowed grey shale wallrock. Float train disappears under thin vegetation. Apparent strike ~56 deg.									ppm
Date:											ppm
30-Jun-12											ppm

Sample #:	Grid East		E	Grid North		N	Type:	bedrock discrete grab		Geochem Results	
L840502	UTM:	603029	E	UTM:	6932962	N	Sample Width:		Zone: Euclid NE	Ag	ppm
Sampler:	Elevation:		m				Dimension:			Au	ppm
M.Kammerer	Comments:	Rusty weathering quartz rich dyke with fine disseminated pyrite. 1x1 m exposed, 252/90. About 15 m across slope from Pb-Sb anomalous soil sample CC151402									ppm
Date:											ppm
30-Jun-12											ppm

Sample #:	Grid East		E	Grid North		N	Type:	bedrock discrete grab		Geochem Results	
L840503	UTM:	603043	E	UTM:	6932901	N	Sample Width:		Zone: Euclid NE	Ag	ppm
Sampler:	Elevation:		m				Dimension:			Au	ppm
M.Kammerer	Comments:	Isolated 3 cm seam within ~8m wide bull quartz vein containing weak, aspy in fine fractures and cavities.									ppm
Date:											ppm
30-Jun-12											ppm

Sample #:	Grid East		E	Grid North		N	Type:	near source float		Geochem Results	
L840504	UTM:	603061	E	UTM:	6932892	N	Sample Width:		Zone: Euclid NE	Ag	ppm
Sampler:	Elevation:		m				Dimension:			Au	ppm
M.Kammerer	Comments:	Abundant quartz/aspy vein material in very near source float within 2X4m rusty talus/sub-crop patch. Aspy is banded within qz, varying 30-70%. ~14 fragments fist size up to 30X15X10cm (sample is of largest fragment). Several more pieces in bare patch 7 m SW (8 egg sized pieces)									ppm
Date:											ppm
30-Jun-12											ppm

Sample #:	Grid East		E	Grid North		N	Type:	near source float		Geochem Results	
L840505	UTM:	605387	E	UTM:	6931733	N	Sample Width:		Zone: XIII	Ag	ppm
Sampler:	Elevation:		m				Dimension:			Au	ppm
M.Kammerer	Comments:	Limonitic fault breccia cobbles. Numerous within bare soil patch on slope.									ppm
Date:											ppm
30-Jun-12											ppm

Sample #:	Grid East		E	Grid North		N	Type:	near source float		Geochem Results	
L840506	UTM:	605817	E	UTM:	6931851	N	Sample Width:		Zone: XIII	Ag	ppm
Sampler:	Elevation:		m				Dimension:			Au	ppm
M.Kammerer	Comments:	Intensely weathered semi-massive to massive aspy. ~15 pieces egg to gourd sized over 10m in float train in near source talus. 3-4 cm flat width.									ppm
Date:											ppm
30-Jun-12											ppm

Sample #:	Grid East		E	Grid North		N	Type:	near source float		Geochem Results	
L840507	UTM:	605740	E	UTM:	6931959	N	Sample Width:		Zone: XIII	Ag	ppm
Sampler:	Elevation:		m				Dimension:			Au	ppm
M.Kammerer	Comments:	Blue/green stained chalky rock, pitted.									ppm
Date:											ppm
30-Jun-12											ppm

Sample #:	Grid East		E	Grid North		N	Type:	near source float		Geochem Results	
L840508	UTM:	605668	E	UTM:	6932063	N	Sample Width:		Zone: XIII	Ag	ppm
Sampler:	Elevation:		m				Dimension:			Au	ppm
M.Kammerer	Comments:	Mineralized wallrock fragment 26X16X10cm. Siliceous tuff with strong sc staining and grey weathered sulphide in few cavities. Moderate abundance near vein float.									ppm
Date:											ppm
30-Jun-12											ppm

Sample #:	Grid East		E	Grid North		N	Type:	near source float composite		Geochem Results	
L840509	UTM:	605627	E	UTM:	6932010	N	Sample Width:		Zone: XIII	Ag	ppm
Sampler:	Elevation:		m				Dimension:			Au	ppm
M.Kammerer	Comments:	Pervasively blue/green stained tuffaceous rock, intensely pitted, trace remnants of galena crystals and anglesite. ~30 pieces up to 10 cm diam.									ppm
Date:											ppm
29-Jun-12											ppm

Sample #:	Grid East		E	Grid North		N	Type:	near source float		Geochem Results	
L840510	UTM:	605631	E	UTM:	6932021	N	Sample Width:		Zone: XIII	Ag	ppm
Sampler:	Elevation:		m				Dimension:			Au	ppm
M.Kammerer	Comments:	Strongly pitted pale blue/green quartz with banded aspy and flecks of py. 10 pieces up to 15X12X6cm (sample is of largest piece)									ppm
Date:											ppm
29-Jun-12											ppm

Sample #:	Grid East		E	Grid North		N	Type:	near source float		Geochem Results	
L840511	UTM:	605661	E	UTM:	6932055	N	Sample Width:		Zone: XIII	Ag	ppm
Sampler:	Elevation:		m				Dimension:			Au	ppm
M.Kammerer	Comments:	Intensely weathered semi-massive to massive aspy. ~30 pieces egg to fist sized over 4 m.									ppm
Date:											ppm
29-Jun-12											ppm

Sample #:	Grid East		E	Grid North		N	Type:	float composite of vein material		Geochem Results	
L840512	UTM:	605672	E	UTM:	6932062	N	Sample Width:		Zone: XIII	Ag	ppm
Sampler:	Elevation:		m				Dimension:			Au	ppm
M.Kammerer	Comments:	Strongly sc stained dry-bone with tuffaceous wallrock attached. Abundant aspy and possible empty gn cavities. 30 pieces fist to gourd sized, 15 boulders (including strongly mineralized wallrock)									ppm
Date:											ppm
28-Jun-12											ppm

Sample #:	Grid East		E	Grid North		N	Type:	float wallrock		Geochem Results	
L840513	UTM:	605672	E	UTM:	6932062	N	Sample Width:		Zone: XIII	Ag	ppm
Sampler:	Elevation:		m				Dimension:			Au	ppm
M.Kammerer	Comments:	Mineralized wallrock fragment 45X25X15cm. Tuff with weathered sulphide in blebs and fractures.									ppm
Date:											ppm
28-Jun-12											ppm

Sample #:	Grid East		E	Grid North		N	Type:	near source float		Geochem Results	
L840514	UTM:	605685	E	UTM:	6932078	N	Sample Width:		Zone: XIII	Ag	ppm
Sampler:	Elevation:		m				Dimension:			Au	ppm
M.Kammerer	Comments:	Sc stained dry-bone and aspy in blebs and bands within tuffaceous float. 38 pieces fist to gourd sized, 30-40% aspy, with several pieces massive aspy.									ppm
Date:											ppm
28-Jun-12											ppm

Sample #:	Grid East		E	Grid North		N	Type:	near source float		Geochem Results	
L840515	UTM:	605695	E	UTM:	6932101	N	Sample Width:		Zone: XIII	Ag	ppm
Sampler:	Elevation:		m				Dimension:			Au	ppm
M.Kammerer	Comments:	Silicified and intensely yellow and green stained shale. High abundance within 4X10m steep talus zone immediately below crest, and contact with pyroclastics.									ppm
Date:											ppm
29-Jun-12											ppm

Sample #:	Grid East		E	Grid North		N	Type:	near source float		Geochem Results	
L840516	UTM:	605695	E	UTM:	6932101	N	Sample Width:		Zone: XIII	Ag	ppm
Sampler:	Elevation:		m				Dimension:			Au	ppm
M.Kammerer	Comments:	Abundant massive aspy vein fragments 3-6cm thick within 4X10m zone of intensely yellow and green stained shale. ~10 pieces 3-6 cm vein width, very near source (slope crest and patchy outcrop a few m up slope).									ppm
Date:											ppm
29-Jun-12											ppm

Sample #:	Grid East		E	Grid North		N	Type:	near source float		Geochem Results	
L840517	UTM:	605644	E	UTM:	6932049	N	Sample Width:		Zone: XIII	Ag	ppm
Sampler:	Elevation:		m				Dimension:			Au	ppm
M.Kammerer	Comments:	27 pieces weathered sulphide vein material, fist to gourd sized within 4m, up 90% aspy. One larger piece 20X17X9cm (sampled)									ppm
Date:											ppm
29-Jun-12											ppm

Sample #:	Grid East		E	Grid North		N	Type:	near source float		Geochem Results	
L840518	UTM:	605652	E	UTM:	6932055	N	Sample Width:		Zone: XIII	Ag	ppm
Sampler:	Elevation:		m				Dimension:			Au	ppm
M.Kammerer	Comments:	30 pieces weathered sulphide vein material, average fist sized with several larger fragments of massive aspy up to 18X18X9cm.									ppm
Date:											ppm
29-Jun-12											ppm

Sample #:	Grid East		E	Grid North		N	Type:	near source float		Geochem Results	
L840519	UTM:	605652	E	UTM:	6932055	N	Sample Width:		Zone: XIII	Ag	ppm
Sampler:	Elevation:		m				Dimension:			Au	ppm
M.Kammerer	Comments:	Fine graned quartz with fine disseminated sulphide and seams of sc coated cavities. Sample represents lower grade vein material.									ppm
Date:											ppm
29-Jun-12											ppm

Sample #:	Grid East		E	Grid North		N	Type:	near source float			Geochem Results	
L840520	UTM:	605477	E	UTM:	6931956	N	Sample Width:		Zone:	XIII	Ag	ppm
Sampler:	Elevation:		m				Dimension:				Au	ppm
M.Kammerer	Comments:	Pervasively weathered, cavity filled sulphide with abundant sc pods and possible gn (very heavy). 4 pieces fist to gourd sized.										ppm
Date:												ppm
28-Jun-12												ppm

Sample #:	Grid East		E	Grid North		N	Type:	talus float			Geochem Results	
L840521	UTM:	602445	E	UTM:	6932131	N	Sample Width:		Zone:	Euclid	Ag	ppm
Sampler:	Elevation:		m				Dimension:				Au	ppm
M.Kammerer	Comments:	Rusty weathering grey, calcareous mafic dyke float with trace disseminated sulphide and weathered, friable green mineral (sc?).										ppm
Date:												ppm
1-Jul-12												ppm

Sample #:	Grid East		E	Grid North		N	Type:	talus float			Geochem Results	
L840522	UTM:	602522	E	UTM:	6932095	N	Sample Width:		Zone:	Euclid	Ag	ppm
Sampler:	Elevation:		m				Dimension:				Au	ppm
M.Kammerer	Comments:	Intensely silica altered chert with abundant empty pyrite cubes, and blebs of rotted grey material (sulphide?). 2 only found within gossanous talus slope above anomalous soils sample(Ag-Pb).										ppm
Date:												ppm
1-Jul-12												ppm

Sample #:	Grid East		E	Grid North		N	Type:	talus float			Geochem Results	
L840523	UTM:	602528	E	UTM:	6932121	N	Sample Width:		Zone:	Euclid	Ag	ppm
Sampler:	Elevation:		m				Dimension:				Au	ppm
M.Kammerer	Comments:	Grey chert crackle breccia with yellow alteration. Locally common on large gossanous talus slope.										ppm
Date:												ppm
1-Jul-12												ppm

Sample #:	Grid East		E	Grid North		N	Type:	talus float			Geochem Results	
L840524	UTM:	602535	E	UTM:	6932131	N	Sample Width:		Zone:	Euclid	Ag	ppm
Sampler:	Elevation:		m				Dimension:				Au	ppm
M.Kammerer	Comments:	Chert float with very strong yellow coatings and fine disseminated cavities.										ppm
Date:												ppm
1-Jul-12												ppm

Sample #:	Grid East		E	Grid North		N	Type:	talus float		Geochem Results	
L840525	UTM:	602552	E	UTM:	6932142	N	Sample Width:		Zone: Euclid	Ag	ppm
Sampler:	Elevation:		m				Dimension:			Au	ppm
M.Kammerer	Comments:	Bright yellow altered float (rock type?) with thick coatings, abundant cavities and possible trace anglesite. Not common.									ppm
Date:											ppm
1-Jul-12											ppm

Sample #:	Grid East		E	Grid North		N	Type:	bedrock discrete grab		Geochem Results	
L840526	UTM:	602616	E	UTM:	6931841	N	Sample Width:		Zone: Euclid	Ag	ppm
Sampler:	Elevation:		m				Dimension:			Au	ppm
M.Kammerer	Comments:	Fault shattered, pervasively green and yellow stained shale. Fault feature in bedrock o.c. (120/70) of shale unit sampled last year lower on slope.									ppm
Date:											ppm
1-Jul-12											ppm

Sample #:	Grid East		E	Grid North		N	Type:	bedrock discrete grab		Geochem Results	
L840527	UTM:	602622	E	UTM:	6931842	N	Sample Width:		Zone: Euclid	Ag	ppm
Sampler:	Elevation:		m				Dimension:			Au	ppm
M.Kammerer	Comments:	Fault shattered, pervasively green and yellow stained shale. 10 cm section right up against fault surface, more intensely altered than surrounding material.									ppm
Date:											ppm
1-Jul-12											ppm

Sample #:	Grid East		E	Grid North		N	Type:	float		Geochem Results	
L840528	UTM:	603184	E	UTM:	6932882	N	Sample Width:		Zone: Euclid NE	Ag	ppm
Sampler:	Elevation:		m				Dimension:			Au	ppm
M.Kammerer	Comments:	Grainy qz vein with <5% py + trace gn. 1 float frag found, 6cm TW. Several other rusty boulders found nearby: qz with py only, chert with FDS (fine diss sulph). Thin veg slope over patch sub-crop and talus.									ppm
Date:											ppm
2-Jul-12											ppm

Sample #:	Grid East		E	Grid North		N	Type:	talus float grab		Geochem Results	
L840529	UTM:	603184	E	UTM:	6932850	N	Sample Width:		Zone: Euclid NE	Ag	ppm
Sampler:	Elevation:		m				Dimension:			Au	ppm
M.Kammerer	Comments:	Grainy qz vein talus with pervasive yellow alteration. Few small pieces found in rusty talus patch ~10X10m.									ppm
Date:											ppm
2-Jul-12											ppm

Sample #:	Grid East		E	Grid North		N	Type:	talus float grab		Geochem Results	
L840530	UTM:	603079	E	UTM:	6932882	N	Sample Width:		Zone: Euclid NE	Ag	ppm
Sampler:	Elevation:		m				Dimension:			Au	ppm
M.Kammerer	Comments:	Grainy qz with fine diss grey sulph, and soft white mineral with fine radial crystals. 1 only 15cm diam, but found near several cobbles of Fe altered chert.									ppm
Date:											ppm
3-Jul-12											ppm

Sample #:	Grid East		E	Grid North		N	Type:	bedrock chip 0.02m		Geochem Results	
L840531	UTM:	603087	E	UTM:	6932888	N	Sample Width:		Zone: Euclid NE	Ag	ppm
Sampler:	Elevation:		m				Dimension:			Au	ppm
M.Kammerer	Comments:	Qz + aspy vein in BR. Max width 24cm over 3m OC. This sample represents 2cm thickness of aspy >50%.									ppm
Date:											ppm
3-Jul-12											ppm

Sample #:	Grid East		E	Grid North		N	Type:	bedrock chip 0.22m		Geochem Results	
L840532	UTM:	603087	E	UTM:	6932888	N	Sample Width:		Zone: Euclid NE	Ag	ppm
Sampler:	Elevation:		m				Dimension:			Au	ppm
M.Kammerer	Comments:	Qz + aspy vein in BR. Max width 24cm over 3m OC. This sample represents 22cm of qz with weak diss sulph with chert wallrock inclusions.									ppm
Date:											ppm
3-Jul-12											ppm

Sample #:	Grid East		E	Grid North		N	Type:	float composite		Geochem Results	
L840533	UTM:	603146	E	UTM:	6932889	N	Sample Width:		Zone: Euclid NE	Ag	ppm
Sampler:	Elevation:		m				Dimension:			Au	ppm
M.Kammerer	Comments:	3 small fragments of weathered qz vein with fine diss grey sulph.									ppm
Date:											ppm
3-Jul-12											ppm

Sample #:	Grid East		E	Grid North		N	Type:	float		Geochem Results	
L840534	UTM:	603157	E	UTM:	6932881	N	Sample Width:		Zone: Euclid NE	Ag	ppm
Sampler:	Elevation:		m				Dimension:			Au	ppm
M.Kammerer	Comments:	Intensely rusty weathering chert boulder with abundant fine diss sulph (5-50%). Moderately abundant.									ppm
Date:											ppm
3-Jul-12											ppm

Sample #:	Grid East		E	Grid North		N	Type:	near source float			Geochem Results	
L840535	UTM:	605662	E	UTM:	6932269	N	Sample Width:		Zone:	XIII	Ag	ppm
Sampler:	Elevation:		m				Dimension:				Au	ppm
M.Kammerer	Comments:	Grey + white qzt with strong yellow and green staining on fractures. Very abundant material.										ppm
Date:												ppm
3-Jul-12												ppm

Sample #:	Grid East		E	Grid North		N	Type:	talus near source float			Geochem Results	
L840536	UTM:	605424	E	UTM:	6932256	N	Sample Width:		Zone:	XIII	Ag	ppm
Sampler:	Elevation:		m				Dimension:				Au	ppm
M.Kammerer	Comments:	Massive sulphide boulders (aspy 85%, py 10%, gn 5%) up to 15cm TW, within prominent gossanous talus patch (4X15m) of rusty pyroclastics. 4 boulders + 15 cobbles.										ppm
Date:												ppm
3-Jul-12												ppm

Sample #:	Grid East		E	Grid North		N	Type:	talus near source float			Geochem Results	
L840537	UTM:	605424	E	UTM:	6932256	N	Sample Width:		Zone:	XIII	Ag	ppm
Sampler:	Elevation:		m				Dimension:				Au	ppm
M.Kammerer	Comments:	Pumicey, cavity filled weathered vein material with Li and sc staining. Moderately abundant within gossanous patch.										ppm
Date:												ppm
3-Jul-12												ppm

Sample #:	Grid East		E	Grid North		N	Type:	talus near source float			Geochem Results	
L840538	UTM:	605424	E	UTM:	6932256	N	Sample Width:		Zone:	XIII	Ag	ppm
Sampler:	Elevation:		m				Dimension:				Au	ppm
M.Kammerer	Comments:	Chalcedonic qz with abundant Li coated cavities, and grey whispy colouring inside qz (sulph?). Numerous.										ppm
Date:												ppm
3-Jul-12												ppm

Sample #:	Grid East		E	Grid North		N	Type:	near source float			Geochem Results	
L840539	UTM:	605679	E	UTM:	6932257	N	Sample Width:		Zone:	XIII	Ag	ppm
Sampler:	Elevation:		m				Dimension:				Au	ppm
M.Kammerer	Comments:	Abundant ferricrete fault bx within qzt boulders. Anomalous soil sample CC158849 was taken within rusty fines of ferricrete. Max ferricrete boulder size 1.5X2m.										ppm
Date:												ppm
3-Jul-12												ppm

Sample #:	Grid East		E	Grid North		N	Type:	trench talus grab		Geochem Results	
L840540	UTM:	581949	E	UTM:	6946110	N	Sample Width:		Zone: Owl SW	Ag	ppm
Sampler:	Elevation:		m				Dimension:			Au	ppm
M.Kammerer	Comments:	Few chips of silicified shale with strong yellow/green alteration, within predominantly rusty chert talus.									ppm
Date:											ppm
8-Jul-12											ppm

Sample #:	Grid East		E	Grid North		N	Type:	trench float composite: 2.9 m		Geochem Results	
L840541	UTM:	581949	E	UTM:	6946110	N	Sample Width:		Zone: Owl SW	Ag	ppm
Sampler:	Elevation:		m				Dimension:			Au	ppm
M.Kammerer	Comments:	Continuation of trench from K191765 for 2.9m south: Intensely rusty chert talus with rare pieces of silicified shale with yellow/green alteration.									ppm
Date:											ppm
8-Jul-12											ppm

Sample #:	Grid East		E	Grid North		N	Type:	trench talus grab		Geochem Results	
L840542	UTM:	581220	E	UTM:	6946330	N	Sample Width:		Zone: Owl SW	Ag	ppm
Sampler:	Elevation:		m				Dimension:			Au	ppm
M.Kammerer	Comments:	Intensely yellowed quartz vein fragments 2-3 cm width, with Li and few vugs. Found within rusty horizon in soil profile of trench dug at location of anomalous 2012 soil sample (DD018377, 33.8 g/t Ag).									ppm
Date:											ppm
9-Jul-12											ppm

Sample #:	Grid East		E	Grid North		N	Type:	trench talus composite		Geochem Results	
L840543	UTM:	581626	E	UTM:	6946257	N	Sample Width:		Zone: Owl SW	Ag	ppm
Sampler:	Elevation:		m				Dimension:			Au	ppm
M.Kammerer	Comments:	Composite of numerous small fragments of intensely altered chert (yellow/green alteration) from discrete zone within shallow trench.									ppm
Date:											ppm
9-Jul-12											ppm

Sample #:	Grid East		E	Grid North		N	Type:	trench talus composite		Geochem Results	
L840544	UTM:	581626	E	UTM:	6946257	N	Sample Width:		Zone: Owl SW	Ag	ppm
Sampler:	Elevation:		m				Dimension:			Au	ppm
M.Kammerer	Comments:	Few small fragments of qz vein with weathered sulphide, Li, and few small cavities, found in discrete zone within trench.									ppm
Date:											ppm
9-Jul-12											ppm

Sample #:	Grid East		E	Grid North		N	Type:	trench talus composite		Geochem Results	
L840545	UTM:	581630	E	UTM:	6946256	N	Sample Width:		Zone: Owl SW	Ag	ppm
Sampler:	Elevation:		m				Dimension:			Au	ppm
M.Kammerer	Comments:	Numerous fist sized fragments of intensely altered chert found in discrete zone within shallow trench.									ppm
Date:											ppm
9-Jul-12											ppm

Sample #:	Grid East		E	Grid North		N	Type:	trench talus composite		Geochem Results	
L840546	UTM:	581633	E	UTM:	6946255	N	Sample Width:		Zone: Owl SW	Ag	ppm
Sampler:	Elevation:		m				Dimension:			Au	ppm
M.Kammerer	Comments:	Numerous fragments of intensely yellowed quartz vein (1.5cm width) with thin seams of possible rotted sulphide, and intensely altered chert fragments.									ppm
Date:											ppm
9-Jul-12											ppm

Sample #:	Grid East		E	Grid North		N	Type:	trench talus grab		Geochem Results	
L840547	UTM:	581639	E	UTM:	6946252	N	Sample Width:		Zone: Owl SW	Ag	ppm
Sampler:	Elevation:		m				Dimension:			Au	ppm
M.Kammerer	Comments:	Intensely altered chert fragments, numerous found in discrete zone within shallow trench.									ppm
Date:											ppm
9-Jul-12											ppm

Sample #:	Grid East		E	Grid North		N	Type:	float grab		Geochem Results	
L840551	UTM:	625501	E	UTM:	6917128	N	Sample Width:		Zone: Ku	Ag	ppm
Sampler:	Elevation:		m				Dimension:			Au	ppm
M.Kammerer	Comments:	qz vein with green meta-sed containing fine grained gn. Few cobbles found within meta-sed felsenmeer									ppm
Date:											ppm
12-Jul-12											ppm

Sample #:	Grid East		E	Grid North		N	Type:	composite chip from single large boulder		Geochem Results	
L840552	UTM:	625518	E	UTM:	6917184	N	Sample Width:		Zone: Ku	Ag	ppm
Sampler:	Elevation:		m				Dimension:			Au	ppm
M.Kammerer	Comments:	Mineralized (gn+sph) skarn boulder within trench - appears to be higher grade than others.									ppm
Date:											ppm
12-Jul-12											ppm

Sample #:	Grid East		E	Grid North		N	Type:	near source float grab		Geochem Results	
L840553	UTM:	625494	E	UTM:	6917165	N	Sample Width:		Zone: Ku	Ag	ppm
Sampler:	Elevation:		m				Dimension:			Au	ppm
M.Kammerer	Comments:	Abundant mineralized skarn boulders within 3X10m area (green, marblized LST with banded and disseminated gn + sph)									ppm
Date:											ppm
12-Jul-12											ppm

Sample #:	Grid East		E	Grid North		N	Type:	near source float grab		Geochem Results	
L840554	UTM:	625496	E	UTM:	6917164	N	Sample Width:		Zone: Ku	Ag	ppm
Sampler:	Elevation:		m				Dimension:			Au	ppm
M.Kammerer	Comments:	Top of skarn boulder patch -two large cobbles of pervasively rusty material with strong azurite and malchite staining									ppm
Date:											ppm
12-Jul-12											ppm

Sample #:	Grid East		E	Grid North		N	Type:	near source float grab		Geochem Results	
L840555	UTM:	625468	E	UTM:	6917180	N	Sample Width:		Zone: Ku	Ag	ppm
Sampler:	Elevation:		m				Dimension:			Au	ppm
M.Kammerer	Comments:	Third area of abundant skarn boulders, but with apparently weaker mineralization. Few cobbles moderately mineralized, and many skarnified, but unmineralized.									ppm
Date:											ppm
12-Jul-12											ppm

Sample #:	Grid East		E	Grid North		N	Type:	near source float grab		Geochem Results	
L840556	UTM:	625463	E	UTM:	6917157	N	Sample Width:		Zone: Ku	Ag	ppm
Sampler:	Elevation:		m				Dimension:			Au	ppm
M.Kammerer	Comments:	Abundant skarn boulders. Few cobbles moderately mineralized, and many are skarnified but unmineralized.									ppm
Date:											ppm
12-Jul-12											ppm

Sample #:	Grid East		E	Grid North		N	Type:	near source float grab		Geochem Results	
L840557	UTM:	625492	E	UTM:	6917154	N	Sample Width:		Zone: Ku	Ag	ppm
Sampler:	Elevation:		m				Dimension:			Au	ppm
M.Kammerer	Comments:	skarn boulder, abundant gn and sph.									ppm
Date:											ppm
12-Jul-12											ppm

Sample #:	Grid East		E	Grid North		N	Type:	near source float grab		Geochem Results	
L840558	UTM:	625959	E	UTM:	6917108	N	Sample Width:		Zone: Ku	Ag	ppm
Sampler:	Elevation:		m				Dimension:			Au	ppm
M.Kammerer	Comments:	Rusty weathering light green rock (epidote?) with strong Li and mmg staining.									ppm
Date:											ppm
12-Jul-12											ppm

Sample #:	Grid East		E	Grid North		N	Type:	near source float grab		Geochem Results	
L840559	UTM:	625732	E	UTM:	6917124	N	Sample Width:		Zone: Ku	Ag	ppm
Sampler:	Elevation:		m				Dimension:			Au	ppm
M.Kammerer	Comments:	Very rusty weathering pale green meta-sed with flecks of py and pyhr (<5%). Few near source cobbles.									ppm
Date:											ppm
12-Jul-12											ppm

Sample #:	Grid East		E	Grid North		N	Type:	near source float selective grab		Geochem Results	
L840560	UTM:	625707	E	UTM:	6917156	N	Sample Width:		Zone: Ku	Ag	ppm
Sampler:	Elevation:		m				Dimension:			Au	ppm
M.Kammerer	Comments:	Selective sampled from 1.5 m wide rusty zone in meta-sed: discrete lenses of sc and mal stained material within several fragments									ppm
Date:											ppm
12-Jul-12											ppm

Sample #:	Grid East		E	Grid North		N	Type:	near source float selective composite		Geochem Results	
L840561	UTM:	625513	E	UTM:	6917212	N	Sample Width:		Zone: Ku	Ag	ppm
Sampler:	Elevation:		m				Dimension:			Au	ppm
M.Kammerer	Comments:	Intensely rusty weathering dark to mid-green mafic dyke with local pods of mzn: fine pyrhotite, mal stains, sc crusts (?). Three meter wide area. Sample is composite of fragments with observed mineralization.									ppm
Date:											ppm
13-Jul-12											ppm

Sample #:	Grid East		E	Grid North		N	Type:	float		Geochem Results	
L840562	UTM:	625514	E	UTM:	6917964	N	Sample Width:		Zone: Ku	Ag	ppm
Sampler:	Elevation:		m				Dimension:			Au	ppm
M.Kammerer	Comments:	White qz with dark grey wispy wallrock inclusions, fine grey sulphide <5%, py, trace chalco, mild green/yellow stains. One only in solifluction lobe surrounded by vegetation.									ppm
Date:											ppm
13-Jul-12											ppm

Sample #:	Grid East		E	Grid North		N	Type:	float		Geochem Results	
L840563	UTM:	625581	E	UTM:	6919297	N	Sample Width:		Zone: Ku	Ag	ppm
Sampler:	Elevation:		m				Dimension:			Au	ppm
M.Kammerer	Comments:	Several cobbles of pervasively dark rusty, intensely altered rock with moderately abundant medium crystaline gn, abundant anglesite, and an acicular, fibrous looking mineral. Strong efforvessence locally. Dug up from soil sample with anomalous Pb. No o.c. in area - deep organics and vegetation.									ppm
Date:											ppm
14-Jul-12											ppm

Sample #:	Grid East		E	Grid North		N	Type:	float		Geochem Results	
L840564	UTM:	625183	E	UTM:	6919999	N	Sample Width:		Zone: Ku	Ag	ppm
Sampler:	Elevation:		m				Dimension:			Au	ppm
M.Kammerer	Comments:	Two cobbles of intensely Fe altered rock with fine blebby sulphide 10-20%, and weathered grey material in cavities. Found within frost boil on flat ridge. Nearby bedrock is andesitic dyke.									ppm
Date:											ppm
14-Jul-12											ppm

Sample #:	Grid East		E	Grid North		N	Type:	talus composite: 1.8m		Geochem Results	
L840565	UTM:	611365	E	UTM:	6924822	N	Sample Width:		Zone: Weld (XIV)	Ag	ppm
Sampler:	Elevation:		m				Dimension:			Au	ppm
M.Kammerer	Comments:	Rusty chert talus, silicified. Near source.									ppm
Date:											ppm
15-Jul-12											ppm

Sample #:	Grid East		E	Grid North		N	Type:	talus composite: 0.7m gouge		Geochem Results	
L840566	UTM:	611365	E	UTM:	6924822	N	Sample Width:		Zone: Weld (XIV)	Ag	ppm
Sampler:	Elevation:		m				Dimension:			Au	ppm
M.Kammerer	Comments:	Fault gouge. Bleached light green, and rusty.									ppm
Date:											ppm
15-Jul-12											ppm

Sample #:	Grid East		E	Grid North		N	Type:	talus composite: 0.9m		Geochem Results	
L840567	UTM:	611365	E	UTM:	6924822	N	Sample Width:		Zone: Weld (XIV)	Ag	ppm
Sampler:	Elevation:		m				Dimension:			Au	ppm
M.Kammerer	Comments:	Rusty chert talus, silicified, Li & mng staining. Near source.									ppm
Date:											ppm
15-Jul-12											ppm

Sample #:	Grid East		E	Grid North		N	Type:	float grab		Geochem Results	
L840568	UTM:	612740	E	UTM:	6925848	N	Sample Width:		Zone: Weld (XIV)	Ag	ppm
Sampler:	Elevation:		m				Dimension:			Au	ppm
M.Kammerer	Comments:	Shallow trench near anom soil CC157444: several <fist sized pervasively limonitic float rocks									ppm
Date:											ppm
16-Jul-12											ppm

Sample #:	Grid East		E	Grid North		N	Type:	float grab		Geochem Results	
L840569	UTM:	612760	E	UTM:	6925873	N	Sample Width:		Zone: Weld (XIV)	Ag	ppm
Sampler:	Elevation:		m				Dimension:			Au	ppm
M.Kammerer	Comments:	Pale green float vein material. Intensely vuggy and pitted, trace fine grey sulphide, and empty gn cavities. 3 large cobbles and egg to fist sized fragments at foot of short slope. Snowpatch directly above in inferred source area.									ppm
Date:											ppm
16-Jul-12											ppm

Sample #:	Grid East		E	Grid North		N	Type:	float grab		Geochem Results	
L840570	UTM:	612760	E	UTM:	6925873	N	Sample Width:		Zone: Weld (XIV)	Ag	ppm
Sampler:	Elevation:		m				Dimension:			Au	ppm
M.Kammerer	Comments:	Pale green float vein material. Intensely vuggy and pitted, trace fine grey sulphide, and empty gn cavities. 3 large cobbles and egg to fist sized fragments at foot of short slope. Snowpatch directly above in inferred source area.									ppm
Date:											ppm
16-Jul-12											ppm

Sample #:	Grid East		E	Grid North		N	Type:	bedrock chip: 0.8m		Geochem Results	
L840571	UTM:	612609	E	UTM:	6925870	N	Sample Width:		Zone: Weld (XIV)	Ag	ppm
Sampler:	Elevation:		m				Dimension:			Au	ppm
M.Kammerer	Comments:	Pale grey/green clay altered soft fault rock with pods of intense Li, trace mal staining.									ppm
Date:											ppm
16-Jul-12											ppm

Sample #:	Grid East		E	Grid North		N	Type:	bedrock chip: 1.10m		Geochem Results	
L840572	UTM:	612609	E	UTM:	6925870	N	Sample Width:		Zone: Weld (XIV)	Ag	ppm
Sampler:	Elevation:		m				Dimension:			Au	ppm
M.Kammerer	Comments:	Pervasively Li altered soft fault rock.									ppm
Date:											ppm
16-Jul-12											ppm

Sample #:	Grid East		E	Grid North		N	Type:	bedrock chip: 0.9m		Geochem Results	
L840573	UTM:	612609	E	UTM:	6925870	N	Sample Width:		Zone: Weld (XIV)	Ag	ppm
Sampler:	Elevation:		m				Dimension:			Au	ppm
M.Kammerer	Comments:	Rusty chert chips									ppm
Date:											ppm
16-Jul-12											ppm

Sample #:	Grid East		E	Grid North		N	Type:	composite chip from single float boulder		Geochem Results	
L840574	UTM:	611703	E	UTM:	6927091	N	Sample Width:		Zone: Weld (XIV)	Ag	ppm
Sampler:	Elevation:		m				Dimension:			Au	ppm
M.Kammerer	Comments:	Quartz vein boulder 75X34X25cm: pervasively rusty with yellow, orange and red rust, common blebs of galena, rotted grey galena and anglesite.									ppm
Date:											ppm
17-Jul-12											ppm

Sample #:	Grid East		E	Grid North		N	Type:	float grab composite		Geochem Results	
L840575	UTM:	611667	E	UTM:	6927096	N	Sample Width:		Zone: Weld (XIV)	Ag	ppm
Sampler:	Elevation:		m				Dimension:			Au	ppm
M.Kammerer	Comments:	Semi-massive galena largely weathered to anglesite, strong green coatings and layers within rock. Numerous fragments (~30) walnut to fist sized from gopher-hole diggings.									ppm
Date:											ppm
16-Jul-12											ppm

Sample #:	Grid East		E	Grid North		N	Type:	near source float		Geochem Results	
L840576	UTM:	611716	E	UTM:	6927093	N	Sample Width:		Zone: Weld (XIV)	Ag	ppm
Sampler:	Elevation:		m				Dimension:			Au	ppm
M.Kammerer	Comments:	Weathered vein material, fist sized, intense yellow staining.									ppm
Date:											ppm
17-Jul-12											ppm

Sample #:	Grid East		E	Grid North		N	Type:	near source grab		Geochem Results	
L840577	UTM:	611450	E	UTM:	6924888	N	Sample Width:		Zone: Weld (XIV)	Ag	ppm
Sampler:	Elevation:		m				Dimension:			Au	ppm
M.Kammerer	Comments:	Few fragments of limonitic material coming up from trench ~20 NE of vein exposure at trench-2. Trench not completed, but appears to be on top of vein.									ppm
Date:											ppm
15-Jul-12											ppm

Sample #:	Grid East		E	Grid North		N	Type:	composite chip from single float boulder		Geochem Results	
L840578	UTM:	611703	E	UTM:	6927091	N	Sample Width:		Zone: Weld (XIV)	Ag	ppm
Sampler:	Elevation:		m				Dimension:			Au	ppm
M.Kammerer	Comments:	Quartz vein boulder 30X20X15cm: pervasively rusty with yellow, orange and red rust, common blebs of galena, rotted grey galena and anglesite, intense fine crackle texture.									ppm
Date:											ppm
17-Jul-12											ppm

Sample #:	Grid East		E	Grid North		N	Type:	composite chip from single float boulder		Geochem Results	
L840579	UTM:	611703	E	UTM:	6927091	N	Sample Width:		Zone: Weld (XIV)	Ag	ppm
Sampler:	Elevation:		m				Dimension:			Au	ppm
M.Kammerer	Comments:	Quartz vein boulder 50X40X27cm: pervasive dark red and orange rust, abundant vugs and blebby galena, soft grey clasts: wallrock inclusions or weathered gn?									ppm
Date:											ppm
17-Jul-12											ppm

Sample #:	Grid East		E	Grid North		N	Type:	composite chip from single float boulder		Geochem Results	
L840580	UTM:	611703	E	UTM:	6927091	N	Sample Width:		Zone: Weld (XIV)	Ag	ppm
Sampler:	Elevation:		m				Dimension:			Au	ppm
M.Kammerer	Comments:	Quartz vein boulder 40X40X32cm: vuggy, blebby galena, local yellow and green staining.									ppm
Date:											ppm
17-Jul-12											ppm

Sample #:	Grid East		E	Grid North		N	Type:	composite chip from single float boulder		Geochem Results	
L840581	UTM:	611703	E	UTM:	6927091	N	Sample Width:		Zone: Weld (XIV)	Ag	ppm
Sampler:	Elevation:		m				Dimension:			Au	ppm
M.Kammerer	Comments:	Quartz vein boulder 65X45X50cm: vuggy, blebby galena, local yellow and green staining.									ppm
Date:											ppm
17-Jul-12											ppm

Sample #:	Grid East		E	Grid North		N	Type:	near source float		Geochem Results	
L840582	UTM:	611716	E	UTM:	6927093	N	Sample Width:		Zone: Weld (XIV)	Ag	ppm
Sampler:	Elevation:		m				Dimension:			Au	ppm
M.Kammerer	Comments:	Semi-massive galena, one gourd sized fragment + several smaller pieces.									ppm
Date:											ppm
17-Jul-12											ppm

Sample #:	Grid East		E	Grid North		N	Type:	Float composite across 4.3 m		Geochem Results	
L840583	UTM:	611716	E	UTM:	6927093	N	Sample Width:		Zone: Weld (XIV)	Ag	ppm
Sampler:	Elevation:		m				Dimension:			Au	ppm
M.Kammerer	Comments:	Rusty chert chips + vein material with mostly weathered out sulphide.									ppm
Date:											ppm
17-Jul-12											ppm

Sample #:	Grid East		E	Grid North		N	Type:	Float composite across 1.1 m		Geochem Results	
L840584	UTM:	611716	E	UTM:	6927093	N	Sample Width:		Zone: Weld (XIV)	Ag	ppm
Sampler:	Elevation:		m				Dimension:			Au	ppm
M.Kammerer	Comments:	Rusty chert chips + vein material with mostly weathered out sulphide.									ppm
Date:											ppm
17-Jul-12											ppm

Sample #:	Grid East		E	Grid North		N	Type:	float		Geochem Results	
L840585	UTM:	611523	E	UTM:	6927086	N	Sample Width:		Zone: Weld (XIV)	Ag	ppm
Sampler:	Elevation:		m				Dimension:			Au	ppm
M.Kammerer	Comments:	Pervasively limonitc fault bx found in 1X3m kill zone roughly along strike of vein.									ppm
Date:											ppm
17-Jul-12											ppm

Sample #:	Grid East		E	Grid North		N	Type:	bedrock chip: 1.0m		Geochem Results	
L840586	UTM:	611699	E	UTM:	6927092	N	Sample Width:		Zone: Weld (XIV)	Ag	ppm
Sampler:	Elevation:		m				Dimension:			Au	ppm
M.Kammerer	Comments:	Rusty chert wallrock.									ppm
Date:											ppm
17-Jul-12											ppm

Sample #:	Grid East		E	Grid North		N	Type:	bedrock chip: 0.1m		Geochem Results	
L840587	UTM:	611699	E	UTM:	6927092	N	Sample Width:		Zone: Weld (XIV)	Ag	ppm
Sampler:	Elevation:		m				Dimension:			Au	ppm
M.Kammerer	Comments:	Rusty fine fault gouge.									ppm
Date:											ppm
17-Jul-12											ppm

Sample #:	Grid East		E	Grid North		N	Type:	bedrock chip: 2.0m		Geochem Results	
L840588	UTM:	611699	E	UTM:	6927092	N	Sample Width:		Zone: Weld (XIV)	Ag	ppm
Sampler:	Elevation:		m				Dimension:			Au	ppm
M.Kammerer	Comments:	Rusty chert, few seams of pervasively Fe altered rock.									ppm
Date:											ppm
17-Jul-12											ppm

Sample #:	Grid East		E	Grid North		N	Type:	near source float		Geochem Results	
L840589	UTM:	611716	E	UTM:	6927093	N	Sample Width:		Zone: Weld (XIV)	Ag	ppm
Sampler:	Elevation:		m				Dimension:			Au	ppm
M.Kammerer	Comments:	Semi-massive galena with clasts of wallrock, and halos of strong lime/yellow staining. One only like this.									ppm
Date:											ppm
17-Jul-12											ppm

Sample #:	Grid East		E	Grid North		N	Type:	near source float grab		Geochem Results	
L840590	UTM:	612297	E	UTM:	6927177	N	Sample Width:		Zone: Weld (XIV)	Ag	ppm
Sampler:	Elevation:		m				Dimension:			Au	ppm
M.Kammerer	Comments:	Few pervasively Fe altered fault rocks within small rusty patch in N/S striking recessive channel.									ppm
Date:											ppm
18-Jul-12											ppm

Sample #:	Grid East		E	Grid North		N	Type:	near source float		Geochem Results	
L840591	UTM:	611716	E	UTM:	6927093	N	Sample Width:		Zone: Weld (XIV)	Ag	ppm
Sampler:	Elevation:		m				Dimension:			Au	ppm
M.Kammerer	Comments:	Vuggy qz with abundant blebby gn + ang, intense Li and very intense bright yellow residue. 4 pieces fist sized.									ppm
Date:											ppm
17-Jul-12											ppm

Sample #:	Grid East		E	Grid North		N	Type:	float		Geochem Results	
L840592	UTM:	625968	E	UTM:	6921375	N	Sample Width:		Zone: XV	Ag	ppm
Sampler:	Elevation:		m				Dimension:			Au	ppm
M.Kammerer	Comments:	White quartz vein with few small vugs, Li and tope crusts within vugs (ang or smi??). One only gourd sized frag within bouldery siltstone/quartzite felsenmeer. This exposure extends the length of the Zn Pb anomaly (3 samples).									ppm
Date:											ppm
19-Jul-12											ppm

Sample #:	Grid East		E	Grid North		N	Type:	bedrock grab		Geochem Results	
L840593	UTM:	626418	E	UTM:	6920215	N	Sample Width:		Zone: XV	Ag	ppm
Sampler:	Elevation:		m				Dimension:			Au	ppm
M.Kammerer	Comments:	Pervasively rusty LST within wide recessive channel. No visible mzn. Very small BR outcrop on knob in centre of RL.									ppm
Date:											ppm
19-Jul-12											ppm

Sample #:	Grid East		E	Grid North		N	Type:	float		Geochem Results	
L840594	UTM:	626572	E	UTM:	6919776	N	Sample Width:		Zone: XV	Ag	ppm
Sampler:	Elevation:		m				Dimension:			Au	ppm
M.Kammerer	Comments:	Pervasively altered LST cobble (silicified) with strong Li, mng, trace mal. One only on bouldery thin-veg slope.									ppm
Date:											ppm
19-Jul-12											ppm

Sample #:	Grid East		E	Grid North		N	Type:	float		Geochem Results	
L840595	UTM:	626573	E	UTM:	6919754	N	Sample Width:		Zone: XV	Ag	ppm
Sampler:	Elevation:		m				Dimension:			Au	ppm
M.Kammerer	Comments:	Fine grained qz vein with fine sulphide: gn, aspy, py, strong sc. Altered wallrock attached, including gn &Li. Local, strong efforvessence. Skarn boulders observed nearby.									ppm
Date:											ppm
19-Jul-12											ppm

Sample #:	Grid East		E	Grid North		N	Type:	float		Geochem Results	
L840596	UTM:	626639	E	UTM:	6919710	N	Sample Width:		Zone: XV	Ag	ppm
Sampler:	Elevation:		m				Dimension:			Au	ppm
M.Kammerer	Comments:	Lime green fine grained marblized LST, tr fine rusty seams. Two cobbles found on steep LST talus/felsenmeer slope. Strong efforvessence.									ppm
Date:											ppm
19-Jul-12											ppm

Sample #:	Grid East		E	Grid North		N	Type:	float		Geochem Results	
L840597	UTM:	613027	E	UTM:	6924175	N	Sample Width:		Zone: Weld (XIV)	Ag	ppm
Sampler:	Elevation:		m				Dimension:			Au	ppm
M.Kammerer	Comments:	Medium grained quartz vein fragment with few vugs, Li & yellow coatings, fine grey colouring within qz. One plate sized fragment (~4cm TW) within 20X10m bouldery chert slope on small knob.									ppm
Date:											ppm
20-Jul-12											ppm

Sample #:	Grid East		E	Grid North		N	Type:	float		Geochem Results	
L840598	UTM:	612996	E	UTM:	6924151	N	Sample Width:		Zone: Weld (XIV)	Ag	ppm
Sampler:	Elevation:		m				Dimension:			Au	ppm
M.Kammerer	Comments:	Vuggy quartz with with abundant powdery yellow residue within vugs. One fist sized fragment at foot of bouldery chert slope.									ppm
Date:											ppm
20-Jul-12											ppm

Sample #:	Grid East		E	Grid North		N	Type:	float		Geochem Results	
L840599	UTM:	612623	E	UTM:	6925862	N	Sample Width:		Zone: Weld (XIV)	Ag	ppm
Sampler:	Elevation:		m				Dimension:			Au	ppm
M.Kammerer	Comments:	Intensely altered limonitic rock, pale, strong mng stains, few vugs. Few large cobbles poking through thin veg.									ppm
Date:											ppm
20-Jul-12											ppm

Sample #:	Grid East		E	Grid North		N	Type:	Float grab from shallow trench		Geochem Results	
L840600	UTM:	625575	E	UTM:	6919300	N	Sample Width:		Zone: XV	Ag	ppm
Sampler:	Elevation:		m				Dimension:			Au	ppm
M.Kammerer	Comments:	Qz vein and altered LST wallrock, abundant gn, ang, py, and dark Li, abundant bladed, radial mineral. One pail full of ~fist sized fragments dug up from trench. Talus mixed with deep organics. Abundant limestone/marblized limestone with rusty fractures also found within trench.									ppm
Date:											ppm
21-Jul-12											ppm

Sample #:	Grid East		E	Grid North		N	Type:	Float grab from shallow trench		Geochem Results	
L840601	UTM:	625575	E	UTM:	6919300	N	Sample Width:		Zone: XV	Ag	ppm
Sampler:	Elevation:		m				Dimension:			Au	ppm
M.Kammerer	Comments:	Pale green medium crystaline intrusive with abundant medium py, intense rust weathering. <fist sized fragment, one only.									ppm
Date:											ppm
21-Jul-12											ppm

Sample #:	Grid East		E	Grid North		N	Type:	T-1 Chip: 0.1m (gouge)		Geochem Results	
L840602	UTM:	598955	E	UTM:	6915246	N	Sample Width:		Zone: Cirque	Ag	ppm
Sampler:	Elevation:		m				Dimension:			Au	ppm
M.Kammerer	Comments:	Bright rusty sandy granitic gouge.									ppm
Date:											ppm
23-Jul-12											ppm

Sample #:	Grid East		E	Grid North		N	Type:	T-1 Chip: 0.95m (vein)		Geochem Results	
L840603	UTM:	598955	E	UTM:	6915246	N	Sample Width:		Zone: Cirque	Ag	ppm
Sampler:	Elevation:		m				Dimension:			Au	ppm
M.Kammerer	Comments:	Limonitic weathered quartz vein with abundant empty cavities, locally abundant galena often partly weathered to anglesite									ppm
Date:											ppm
23-Jul-12											ppm

Sample #:	Grid East		E	Grid North		N	Type:	T-1 Chip: 0.1m (gouge)		Geochem Results	
L840604	UTM:	598955	E	UTM:	6915246	N	Sample Width:		Zone: Cirque	Ag	ppm
Sampler:	Elevation:		m				Dimension:			Au	ppm
M.Kammerer	Comments:	Bright rusty sandy granitic gouge.									ppm
Date:											ppm
23-Jul-12											ppm

Sample #:	Grid East		E	Grid North		N	Type:	T-1 Chip: 0.80m (footwall)		Geochem Results	
L840605	UTM:	598955	E	UTM:	6915246	N	Sample Width:		Zone: Cirque	Ag	ppm
Sampler:	Elevation:		m				Dimension:			Au	ppm
M.Kammerer	Comments:	Footwall granite with intense, pervasive manganese staining and few minor qz veinlets. Rock is pitch black and friable.									ppm
Date:											ppm
23-Jul-12											ppm

Sample #:	Grid East		E	Grid North		N	Type:	near source float		Geochem Results	
L840606	UTM:	598956	E	UTM:	6915269	N	Sample Width:		Zone: Cirque	Ag	ppm
Sampler:	Elevation:		m				Dimension:			Au	ppm
M.Kammerer	Comments:	Quartz vein breccia with galena crystals in cavities. Few pieces under vegetation, surrounded by abundant mng stained granite pieces									ppm
Date:											ppm
23-Jul-12											ppm

Sample #:	Grid East		E	Grid North		N	Type:	near source float		Geochem Results	
L840607	UTM:	598955	E	UTM:	6915287	N	Sample Width:		Zone: Cirque	Ag	ppm
Sampler:	Elevation:		m				Dimension:			Au	ppm
M.Kammerer	Comments:	Few fragments of weathered vein material <egg sized.									ppm
Date:											ppm
23-Jul-12											ppm

Sample #:	Grid East		E	Grid North		N	Type:	T-2 Chip: 0.55m (footwall)		Geochem Results	
L840608	UTM:	598951	E	UTM:	6915293	N	Sample Width:		Zone: Cirque	Ag	ppm
Sampler:	Elevation:		m				Dimension:			Au	ppm
M.Kammerer	Comments:	Footwall granite with intense, pervasive manganese staining. Rock is pitch black and friable.									ppm
Date:											ppm
24-Jul-12											ppm

Sample #:	Grid East		E	Grid North		N	Type:	T-2 Chip: 0.30m (footwall)		Geochem Results	
L840609	UTM:	598951	E	UTM:	6915293	N	Sample Width:		Zone: Cirque	Ag	ppm
Sampler:	Elevation:		m				Dimension:			Au	ppm
M.Kammerer	Comments:	Intensely altered, silicified granite with pervasive limonite and manganese staining, spotty galena.									ppm
Date:											ppm
24-Jul-12											ppm

Sample #:	Grid East		E	Grid North		N	Type:	T-2 Chip: 0.11m (vein)		Geochem Results	
L840610	UTM:	598951	E	UTM:	6915293	N	Sample Width:		Zone: Cirque	Ag	ppm
Sampler:	Elevation:		m				Dimension:			Au	ppm
M.Kammerer	Comments:	Weathered quartz vein with locally abundant galena, strong Li and manganese coatings, local sc stains. Galena is present in seams or as late fracture fillings.									ppm
Date:											ppm
24-Jul-12											ppm

Sample #:	Grid East		E	Grid North		N	Type:	T-2 Chip: 0.23m (vein + wallrock inclusions)		Geochem Results	
L840611	UTM:	598951	E	UTM:	6915293	N	Sample Width:		Zone: Cirque	Ag	ppm
Sampler:	Elevation:		m				Dimension:			Au	ppm
M.Kammerer	Comments:	Mixed quartz vein and altered granitic host, local galena, local sc stains.									ppm
Date:											ppm
24-Jul-12											ppm

Sample #:	Grid East		E	Grid North		N	Type:	T-2 Chip: 0.30m (gouge)		Geochem Results	
L840612	UTM:	598951	E	UTM:	6915293	N	Sample Width:		Zone: Cirque	Ag	ppm
Sampler:	Elevation:		m				Dimension:			Au	ppm
M.Kammerer	Comments:	Bright rusty sandy granitic gouge.									ppm
Date:											ppm
24-Jul-12											ppm

Sample #:	Grid East		E	Grid North		N	Type:	T-2 Chip: 0.80m (hanging wall)		Geochem Results	
L840613	UTM:	598951	E	UTM:	6915293	N	Sample Width:		Zone: Cirque	Ag	ppm
Sampler:	Elevation:		m				Dimension:			Au	ppm
M.Kammerer	Comments:	Intensely altered granite with pervasive Li staining, some spotty manganese, few quartz stringer veinlets with variable weak to strong mineralization.									ppm
Date:											ppm
24-Jul-12											ppm

Sample #:	Grid East		E	Grid North		N	Type:	float		Geochem Results	
L840614	UTM:	598635	E	UTM:	6915746	N	Sample Width:		Zone: Cirque	Ag	ppm
Sampler:	Elevation:		m				Dimension:			Au	ppm
M.Kammerer	Comments:	Fine quartz and rhodochrosite breccia with fine aspy, py, gn, sph. Sulphides =<5%. Within historical float showing with abundant mng stained fragments within 3 m wide steep, rocky slough (or possible blast trench)									ppm
Date:											ppm
24-Jul-12											ppm

Sample #:	Grid East		E	Grid North		N	Type:	float		Geochem Results	
L840615	UTM:	595989	E	UTM:	6917646	N	Sample Width:		Zone: Cody	Ag	ppm
Sampler:	Elevation:		m				Dimension:			Au	ppm
M.Kammerer	Comments:	Manganese coated fine grained quartz cobble with abundant very fine aspy, gn and lesser sph. 8 cm TW, 1 only within granite felsenmeer and solifluction.									ppm
Date:											ppm
25-Jul-12											ppm

Sample #:	Grid East		E	Grid North		N	Type:	float		Geochem Results	
L840616	UTM:	596011	E	UTM:	6917695	N	Sample Width:		Zone: Cody	Ag	ppm
Sampler:	Elevation:		m				Dimension:			Au	ppm
M.Kammerer	Comments:	Large slab of mng coated fine grained quartz with fine disseminated aspy and lesser blackjack sph. 11 cm TW, one only found at foot of short slope in felsenmeer.									ppm
Date:											ppm
25-Jul-12											ppm

Sample #:	Grid East		E	Grid North		N	Type:	float		Geochem Results	
L840617	UTM:	595965	E	UTM:	6917562	N	Sample Width:		Zone: Cody	Ag	ppm
Sampler:	Elevation:		m				Dimension:			Au	ppm
M.Kammerer	Comments:	Intensely manganese stained slab of fine to medium quartz, completely grey with fine sulphide, trace black-jack sph. 25X21X7 cm (7cm TW). 1 only.									ppm
Date:											ppm
25-Jul-12											ppm

Sample #:	Grid East		E	Grid North		N	Type:	float			Geochem Results	
L840618	UTM:	595977	E	UTM:	6917521	N	Sample Width:		Zone:	Cody	Ag	ppm
Sampler:	Elevation:		m				Dimension:				Au	ppm
M.Kammerer	Comments:	Intensely manganese stained slab of fine to medium quartz, completely grey with fine sulphide: aspy, gn, sph. 70X40X10 cm (10cm TW). Found within flesenmeer/solifluction with several other large vein pieces: four boulders + numerous cobbles and small chips.										ppm
Date:												ppm
25-Jul-12												ppm

Sample #:	Grid East		E	Grid North		N	Type:	float			Geochem Results	
L840619	UTM:	595977	E	UTM:	6917521	N	Sample Width:		Zone:	Cody	Ag	ppm
Sampler:	Elevation:		m				Dimension:				Au	ppm
M.Kammerer	Comments:	Drusy fine grained quartz with <10% aspy in fine needles, some rhodochrosite. Found within flesenmeer/solifluction with several other large vein pieces: four boulders + numerous cobbles and small chips.										ppm
Date:												ppm
25-Jul-12												ppm

Sample #:	Grid East		E	Grid North		N	Type:	float			Geochem Results	
L840620	UTM:	595966	E	UTM:	6917521	N	Sample Width:		Zone:	Cody	Ag	ppm
Sampler:	Elevation:		m				Dimension:				Au	ppm
M.Kammerer	Comments:	Intensely manganese stained slab of fine to medium quartz, completely grey with fine sulphide: aspy, gn, sph. 15X15X7 cm (7cm TW). Found in solifluction lobes with very abundant mng stained vein fragments: 5 pieces 5-7 cm TW, numerous small platey fragments.										ppm
Date:												ppm
25-Jul-12												ppm

Sample #:	Grid East		E	Grid North		N	Type:	float composite			Geochem Results	
L840621	UTM:	595966	E	UTM:	6917521	N	Sample Width:		Zone:	Cody	Ag	ppm
Sampler:	Elevation:		m				Dimension:				Au	ppm
M.Kammerer	Comments:	Composite sample: small chips taken from 16 different vein slabs within a 4X4 m area.										ppm
Date:												ppm
25-Jul-12												ppm

Sample #:	Grid East		E	Grid North		N	Type:	near source float			Geochem Results	
L840622	UTM:	596384	E	UTM:	6917648	N	Sample Width:		Zone:	Cody	Ag	ppm
Sampler:	Elevation:		m				Dimension:				Au	ppm
M.Kammerer	Comments:	Quartz vein fragment with very fine grey sulphide <10%, mild sc stains. 6 cm TW, few within abundant mng stained granite.										ppm
Date:												ppm
25-Jul-12												ppm

Sample #:	Grid East		E	Grid North		N	Type:	near source float		Geochem Results	
L840623	UTM:	596386	E	UTM:	6917649	N	Sample Width:		Zone: Cody	Ag	ppm
Sampler:	Elevation:		m				Dimension:			Au	ppm
M.Kammerer	Comments:	Abundant near source mineralized quartz vein float. Fine grained, strong fine disseminated sulphide in matrix, abundant small vugs, moderate sc stains. Pieces 10-15 cm TW, 12 pieces closely spaced in rim of steep, north facing erosional chute.									ppm
Date:											ppm
25-Jul-12											ppm

Sample #:	Grid East		E	Grid North		N	Type:	near source float		Geochem Results	
L840624	UTM:	596364	E	UTM:	6917781	N	Sample Width:		Zone: Cody	Ag	ppm
Sampler:	Elevation:		m				Dimension:			Au	ppm
M.Kammerer	Comments:	Few small vein fragments up to 5 cm TW with trace gn in grainy orange quartz. Found narrow north facing gully along with abundant mng stained granite pieces.									ppm
Date:											ppm
26-Jul-12											ppm

Sample #:	Grid East		E	Grid North		N	Type:	Bedrock chip: 0.15m (vein TW)		Geochem Results	
L840625	UTM:	596371	E	UTM:	6917791	N	Sample Width:		Zone: Cody	Ag	ppm
Sampler:	Elevation:		m				Dimension:			Au	ppm
M.Kammerer	Comments:	Grainy quartz with <5% fine disseminated py & aspy exposed on west wall of steep, narrow north facing gully. Historical flagging present.									ppm
Date:											ppm
26-Jul-12											ppm

Sample #:	Grid East		E	Grid North		N	Type:	near source float		Geochem Results	
L840626	UTM:	600948	E	UTM:	6914027	N	Sample Width:		Zone: Bubble	Ag	ppm
Sampler:	Elevation:		m				Dimension:			Au	ppm
M.Kammerer	Comments:	Ferricrete breccia boulders. Two 35 cm TW with abundant smaller following trend of similar material on low angled slope.									ppm
Date:											ppm
27-Jul-12											ppm

Sample #:	Grid East		E	Grid North		N	Type:	near source float		Geochem Results	
L840627	UTM:	600908	E	UTM:	6914044	N	Sample Width:		Zone: Bubble	Ag	ppm
Sampler:	Elevation:		m				Dimension:			Au	ppm
M.Kammerer	Comments:	Pervasively limonitic material - may be granite with all feldspar relaced with Li. Composite of abundant similar material up to 20cm TW, directly adjacent to qfp dyke.									ppm
Date:											ppm
27-Jul-12											ppm

Sample #:	Grid East		E	Grid North		N	Type:	near source float		Geochem Results	
L840628	UTM:	600920	E	UTM:	6914038	N	Sample Width:		Zone: Bubble	Ag	ppm
Sampler:	Elevation:		m				Dimension:			Au	ppm
M.Kammerer	Comments:	1 m wide zone of porous ferricrete running parallel to qfp dyke (~105 deg)									ppm
Date:											ppm
27-Jul-12											ppm

Sample #:	Grid East		E	Grid North		N	Type:	2.6 m continuous float composite across interpreted stri		Geochem Results	
L840629	UTM:	600927	E	UTM:	6914037	N	Sample Width:		Zone: Bubble	Ag	ppm
Sampler:	Elevation:		m				Dimension:			Au	ppm
M.Kammerer	Comments:	Rusty sand, altered granite chips, ferricrete chips.									ppm
Date:											ppm
27-Jul-12											ppm

Sample #:	Grid East		E	Grid North		N	Type:	2.9 m continuous float composite across interpreted stri		Geochem Results	
L840630	UTM:	600927	E	UTM:	6914037	N	Sample Width:		Zone: Bubble	Ag	ppm
Sampler:	Elevation:		m				Dimension:			Au	ppm
M.Kammerer	Comments:	Ferricrete and geothite cobbles.									ppm
Date:											ppm
27-Jul-12											ppm

Sample #:	Grid East		E	Grid North		N	Type:	2.9 m continuous float composite across interpreted stri		Geochem Results	
L840631	UTM:	600927	E	UTM:	6914037	N	Sample Width:		Zone: Bubble	Ag	ppm
Sampler:	Elevation:		m				Dimension:			Au	ppm
M.Kammerer	Comments:	Rusty sand and altered granite, rusty quartz vein chips, ferricrete chips.									ppm
Date:											ppm
27-Jul-12											ppm

Sample #:	Grid East		E	Grid North		N	Type:	near source float		Geochem Results	
L840632	UTM:	600957	E	UTM:	6914011	N	Sample Width:		Zone: Bubble	Ag	ppm
Sampler:	Elevation:		m				Dimension:			Au	ppm
M.Kammerer	Comments:	Ferricrete boulder 40 cm TW in parallel band which appears to splay from other band. (L840626)									ppm
Date:											ppm
27-Jul-12											ppm

Sample #:	Grid East		E	Grid North		N	Type:	near source vein float, 23 cm TW		Geochem Results	
L840633	UTM:	600179	E	UTM:	6915144	N	Sample Width:		Zone: Lower Bubble	Ag	ppm
Sampler:	Elevation:		m				Dimension:			Au	ppm
M.Kammerer	Comments:	Grainy quartz with local, weak galena in fine fractures. Composite of chips from across 23 cm TW.									ppm
Date:											ppm
27-Jul-12											ppm

Sample #:	Grid East		E	Grid North		N	Type:	Bedrock chip: 1.05 m (vein 052/90)		Geochem Results	
L840634	UTM:	600179	E	UTM:	6915144	N	Sample Width:		Zone: Lower Bubble	Ag	ppm
Sampler:	Elevation:		m				Dimension:			Au	ppm
M.Kammerer	Comments:	Medium grained quartz vein with rare, fine galena and pyrite.									ppm
Date:											ppm
27-Jul-12											ppm

Sample #:	Grid East		E	Grid North		N	Type:	Bedrock chip: 1.05 m (vein + host) (contiguous with L840		Geochem Results	
L840635	UTM:	600179	E	UTM:	6915144	N	Sample Width:		Zone: Lower Bubble	Ag	ppm
Sampler:	Elevation:		m				Dimension:			Au	ppm
M.Kammerer	Comments:	Altered granite interfingered with quartz veins containing rare, fine galena and pyrite.									ppm
Date:											ppm
27-Jul-12											ppm

Sample #:	Grid East		E	Grid North		N	Type:	float		Geochem Results	
L840636	UTM:	602726	E	UTM:	6932823	N	Sample Width:		Zone: Euclid NE	Ag	ppm
Sampler:	Elevation:		m				Dimension:			Au	ppm
M.Kammerer	Comments:	Pervasively rusty, grainy textured angular cobble in soil near moderately anomalous soil sample in vegetated area.									ppm
Date:											ppm
28-Jul-12											ppm

Sample #:	Grid East		E	Grid North		N	Type:	float		Geochem Results	
L840637	UTM:	602726	E	UTM:	6932823	N	Sample Width:		Zone: Euclid NE	Ag	ppm
Sampler:	Elevation:		m				Dimension:			Au	ppm
M.Kammerer	Comments:	Pervasively rusty quartz vein cobble, 4 cm TW, in soil near moderately anomalous soil sample in vegetated area									ppm
Date:											ppm
28-Jul-12											ppm

Sample #:	Grid East		E	Grid North		N	Type:	float			Geochem Results	
L840638	UTM:	602815	E	UTM:	6932800	N	Sample Width:		Zone:	Euclid NE	Ag	ppm
Sampler:	Elevation:		m				Dimension:				Au	ppm
M.Kammerer	Comments:	Large float cobble of intensely, pervasively rusty, fine-clast fault breccia, dark red and orange rust. 1 only in shaley exposed soil patch within mostly vegetaed area. Follows strike of reccessive linear (295)										ppm
Date:												ppm
28-Jul-12												ppm

Sample #:	Grid East		E	Grid North		N	Type:	float			Geochem Results	
L840639	UTM:	602800	E	UTM:	6934000	N	Sample Width:		Zone:	Archimedes W	Ag	ppm
Sampler:	Elevation:		m				Dimension:				Au	ppm
M.Kammerer	Comments:	Few walnut sized chips of pervasively rusty rock dug from anomalous soil sample location (CC142385)										ppm
Date:												ppm
28-Jul-12												ppm

Sample #:	Grid East		E	Grid North		N	Type:	float			Geochem Results	
L840640	UTM:	602055	E	UTM:	6932400	N	Sample Width:		Zone:	Archimedes W	Ag	ppm
Sampler:	Elevation:		m				Dimension:				Au	ppm
M.Kammerer	Comments:	Numerous pervasivley rusty cobbles within shallow trench ~20 m upslope from anomalous soil sample (CC142385). Sample is of qz vein with vuggy Li, 10cm TW.										ppm
Date:												ppm
28-Jul-12												ppm

Sample #:	Grid East		E	Grid North		N	Type:	float			Geochem Results	
L840641	UTM:	602560	E	UTM:	6933990	N	Sample Width:		Zone:	Archimedes W	Ag	ppm
Sampler:	Elevation:		m				Dimension:				Au	ppm
M.Kammerer	Comments:	White quartz vein cobble with light rust and thin seams of Li. 1 only in hole dug in organics at anomalous soil sample.										ppm
Date:												ppm
28-Jul-12												ppm

Sample #:	Grid East		E	Grid North		N	Type:	bedrock discrete grab			Geochem Results	
L840642	UTM:	602356	E	UTM:	6933295	N	Sample Width:		Zone:	Archimedes W	Ag	ppm
Sampler:	Elevation:		m				Dimension:				Au	ppm
M.Kammerer	Comments:	Thick yellow, lime green, and pale blue botryoidal precipitate on hanging wall of thin vein in cliff of grey siliceous siltstone containing fine diss py.										ppm
Date:												ppm
28-Jul-12												ppm

Sample #:	Grid East		E	Grid North		N	Type:	bedrock chip: 0.11 m (vein 215/90)		Geochem Results	
L840643	UTM:	602356	E	UTM:	6933295	N	Sample Width:		Zone: Archimedes W	Ag	ppm
Sampler:	Elevation:		m				Dimension:			Au	ppm
M.Kammerer	Comments:	Vein material: quartz with fine disseminated sulphide and friable limonite.									ppm
Date:											ppm
28-Jul-12											ppm

Sample #:	Grid East		E	Grid North		N	Type:	float		Geochem Results	
L840644	UTM:	602383	E	UTM:	6932255	N	Sample Width:		Zone: Euclid	Ag	ppm
Sampler:	Elevation:		m				Dimension:			Au	ppm
M.Kammerer	Comments:	Massive aspy fragment 4cm TW in steep talus slide within abundant rusty altered talus.									ppm
Date:											ppm
31-Jul-12											ppm

Sample #:	Grid East		E	Grid North		N	Type:	near source float		Geochem Results	
L840651	UTM:	591780	E	UTM:	6939228	N	Sample Width:		Zone: VIII	Ag	ppm
Sampler:	Elevation:		m				Dimension:			Au	ppm
M.Kammerer	Comments:	Moderately rusty, bleached LST in 4X4 m kill zone. Large Ca crystals.									ppm
Date:											ppm
1-Aug-12											ppm

Sample #:	Grid East		E	Grid North		N	Type:	bedrock grab		Geochem Results	
L840652	UTM:	591277	E	UTM:	6939741	N	Sample Width:		Zone: VIII	Ag	ppm
Sampler:	Elevation:		m				Dimension:			Au	ppm
M.Kammerer	Comments:	Massive aspy from rusty chert outcrop containing aspy veinlets with varying orientations. 10X5 zone surrounded by intensely bleached siliceous rock.									ppm
Date:											ppm
1-Aug-12											ppm

Sample #:	Grid East		E	Grid North		N	Type:	bedrock grab		Geochem Results	
L840653	UTM:	591277	E	UTM:	6939744	N	Sample Width:		Zone: VIII	Ag	ppm
Sampler:	Elevation:		m				Dimension:			Au	ppm
M.Kammerer	Comments:	Massive aspy from rusty chert outcrop containing aspy veinlets with varying orientations. 10X5 zone surrounded by intensely bleached siliceous rock.									ppm
Date:											ppm
1-Aug-12											ppm

Sample #:	Grid East		E	Grid North		N	Type:	float			Geochem Results	
L840654	UTM:	595590	E	UTM:	6938934	N	Sample Width:		Zone:	RGS	Ag	ppm
Sampler:	Elevation:		m				Dimension:				Au	ppm
M.Kammerer	Comments:	Weathered aspy, 1 egg sized fragment on steep talus slope.										ppm
Date:												ppm
1-Aug-12												ppm

Sample #:	Grid East		E	Grid North		N	Type:	float			Geochem Results	
L840655	UTM:	595597	E	UTM:	6938923	N	Sample Width:		Zone:	RGS	Ag	ppm
Sampler:	Elevation:		m				Dimension:				Au	ppm
M.Kammerer	Comments:	Pervasively rusty, crumbly cobble with fine x-gn vugs with anglesite and few gn remains. 10 cm TW, 1 only on steep talus.										ppm
Date:												ppm
1-Aug-12												ppm

Sample #:	Grid East		E	Grid North		N	Type:	float			Geochem Results	
L840656	UTM:	595595	E	UTM:	6938914	N	Sample Width:		Zone:	RGS	Ag	ppm
Sampler:	Elevation:		m				Dimension:				Au	ppm
M.Kammerer	Comments:	Aspy + qz vein float: 3 cm band of massive medium crystaline aspy, 3cm band of qz with weak aspy. 1 only on steep talus slope.										ppm
Date:												ppm
1-Aug-12												ppm

Sample #:	Grid East		E	Grid North		N	Type:	float			Geochem Results	
L840657	UTM:	595583	E	UTM:	6938910	N	Sample Width:		Zone:	RGS	Ag	ppm
Sampler:	Elevation:		m				Dimension:				Au	ppm
M.Kammerer	Comments:	Pervasively rusty siliceous grainy bedded rock with fine bands of galena. Non calcareous. 2 cm TW, 2 found together on steep talus slope.										ppm
Date:												ppm
1-Aug-12												ppm

Sample #:	Grid East		E	Grid North		N	Type:	float			Geochem Results	
L840658	UTM:	595589	E	UTM:	6938907	N	Sample Width:		Zone:	RGS	Ag	ppm
Sampler:	Elevation:		m				Dimension:				Au	ppm
M.Kammerer	Comments:	Pervasively rusty cr-bx of grainy siliceous rock with abundant x-gn cavities with anglesite both as fracture fill and in thin bands following bedding. 2 gourd sized fragments on steep talus slope.										ppm
Date:												ppm
1-Aug-12												ppm

Sample #:	Grid East		E	Grid North		N	Type:	float			Geochem Results	
L840659	UTM:	595588	E	UTM:	6938879	N	Sample Width:		Zone:	RGS	Ag	ppm
Sampler:	Elevation:		m				Dimension:				Au	ppm
M.Kammerer	Comments:	Skarn fragment with large Ca crystals and local black jack sph and py. 4 cm TW, 1 only, but other altered rocks nearby, on steep talus slope.										ppm
Date:												ppm
1-Aug-12												ppm

Sample #:	Grid East		E	Grid North		N	Type:	float			Geochem Results	
L840660	UTM:	595585	E	UTM:	6938892	N	Sample Width:		Zone:	RGS	Ag	ppm
Sampler:	Elevation:		m				Dimension:				Au	ppm
M.Kammerer	Comments:	Massive aspy with lesser gn. Saucer sized piece, 2 cm TW, one only on steep talus slope.										ppm
Date:												ppm
1-Aug-12												ppm

Sample #:	Grid East		E	Grid North		N	Type:	float			Geochem Results	
L840661	UTM:	595576	E	UTM:	6938884	N	Sample Width:		Zone:	RGS	Ag	ppm
Sampler:	Elevation:		m				Dimension:				Au	ppm
M.Kammerer	Comments:	Massive aspy, 1 cm TW, 2 pieces on steep talus.										ppm
Date:												ppm
1-Aug-12												ppm

Sample #:	Grid East		E	Grid North		N	Type:	float			Geochem Results	
L840662	UTM:	595586	E	UTM:	6938874	N	Sample Width:		Zone:	RGS	Ag	ppm
Sampler:	Elevation:		m				Dimension:				Au	ppm
M.Kammerer	Comments:	Medium crystaline massive sulphide: aspy, gn, bj-sph, py. Two cobbles on steep talus, 7 cm TW										ppm
Date:												ppm
1-Aug-12												ppm

Sample #:	Grid East		E	Grid North		N	Type:	float			Geochem Results	
L840663	UTM:	595564	E	UTM:	6938865	N	Sample Width:		Zone:	RGS	Ag	ppm
Sampler:	Elevation:		m				Dimension:				Au	ppm
M.Kammerer	Comments:	Crumbly limonite with aspy & gn, two cobbles 7 cm TW found on steep talus slope.										ppm
Date:												ppm
1-Aug-12												ppm

Sample #:	Grid East		E	Grid North		N	Type:	near source float		Geochem Results	
L840664	UTM:	602399	E	UTM:	6932260	N	Sample Width:		Zone: Euclid	Ag	ppm
Sampler:	Elevation:		m				Dimension:			Au	ppm
M.Kammerer	Comments:	Massive aspy float 5 cm TW from source of float train: 3.2 m wide altered talus zone inbetween two BR knobs of rusty black siltstone. Approximate vein strike: 075									ppm
Date:											ppm
31-Jul-12											ppm

Sample #:	Grid East		E	Grid North		N	Type:	near source float		Geochem Results	
L840665	UTM:	602399	E	UTM:	6932260	N	Sample Width:		Zone: Euclid	Ag	ppm
Sampler:	Elevation:		m				Dimension:			Au	ppm
M.Kammerer	Comments:	Intensely altered, bleached wallrock cr-bx with abundant tan residue found within 3.2 m wide altered talus zone inbetween two BR knobs of rusty black siltstone.									ppm
Date:											ppm
31-Jul-12											ppm

Sample #:	Grid East		E	Grid North		N	Type:	near source float		Geochem Results	
L840666	UTM:	602402	E	UTM:	6932261	N	Sample Width:		Zone: Euclid	Ag	ppm
Sampler:	Elevation:		m				Dimension:			Au	ppm
M.Kammerer	Comments:	Intensely altered, bleached wallrock cr-bx with abundant tan residue.									ppm
Date:											ppm
31-Jul-12											ppm

Sample #:	Grid East		E	Grid North		N	Type:	near source float		Geochem Results	
L840667	UTM:	602414	E	UTM:	6932264	N	Sample Width:		Zone: Euclid	Ag	ppm
Sampler:	Elevation:		m				Dimension:			Au	ppm
M.Kammerer	Comments:	Altered wallrock with thin (2-3cm) qz + aspy veinlets at highest appearance of altered material.									ppm
Date:											ppm
31-Jul-12											ppm

Sample #:	Grid East		E	Grid North		N	Type:	near source float		Geochem Results	
L840668	UTM:	602387	E	UTM:	6932257	N	Sample Width:		Zone: Euclid	Ag	ppm
Sampler:	Elevation:		m				Dimension:			Au	ppm
M.Kammerer	Comments:	Massive aspy float fragment 5 cm TW within aspy / altered rock float train.									ppm
Date:											ppm
31-Jul-12											ppm

Sample #:	Grid East		E	Grid North		N	Type:	near source float		Geochem Results	
L840670	UTM:	603626	E	UTM:	6932431	N	Sample Width:		Zone: Euclid NE area	Ag	ppm
Sampler:	Elevation:		m				Dimension:			Au	ppm
M.Kammerer	Comments:	Abundant massive aspy found in near source float in bare area on hilltop. 6 cobbles +25 egg to fist sized pieces.									ppm
Date:											ppm
31-Jul-12											ppm

Sample #:	Grid East		E	Grid North		N	Type:	float		Geochem Results	
L840671	UTM:	603622	E	UTM:	6934217	N	Sample Width:		Zone: Archimedes area	Ag	ppm
Sampler:	Elevation:		m				Dimension:			Au	ppm
M.Kammerer	Comments:	Limonite, moderately abundant, found near anomalous soil sample									ppm
Date:											ppm
31-Jul-12											ppm

Sample #:	Grid East		E	Grid North		N	Type:	float		Geochem Results	
L840672	UTM:	603622	E	UTM:	6934217	N	Sample Width:		Zone: Archimedes area	Ag	ppm
Sampler:	Elevation:		m				Dimension:			Au	ppm
M.Kammerer	Comments:	Qz / Li bx, moderately abundant, found near anomalous soil sample.									ppm
Date:											ppm
31-Jul-12											ppm

Sample #:	Grid East		E	Grid North		N	Type:	near source float		Geochem Results	
L840673	UTM:	603521	E	UTM:	6932455	N	Sample Width:		Zone: Euclid NE area	Ag	ppm
Sampler:	Elevation:		m				Dimension:			Au	ppm
M.Kammerer	Comments:	1 walnut sized fragment of qz vein cr-bx with pervasive yellow and green residue and possible weathered grey sulphide, found within grey shale felsenmeer.									ppm
Date:											ppm
31-Jul-12											ppm

Sample #:	Grid East		E	Grid North		N	Type:	near source float		Geochem Results	
L840674	UTM:	603537	E	UTM:	6932465	N	Sample Width:		Zone: Euclid NE area	Ag	ppm
Sampler:	Elevation:		m				Dimension:			Au	ppm
M.Kammerer	Comments:	1 walnut sized fragment of qz vein material with strong sc stains, 1 cm TW, found within grey shale felsenmeer.									ppm
Date:											ppm
31-Jul-12											ppm

Sample #:	Grid East		E	Grid North		N	Type:	near source float		Geochem Results	
L840675	UTM:	577906	E	UTM:	6948321	N	Sample Width:		Zone: anomaly V	Ag	ppm
Sampler:	Elevation:		m				Dimension:			Au	ppm
M.Kammerer	Comments:	Pervasively limonitic fault bx with clasts weathered out, found within 4X4m kill zone on moderate slope, soil:ZZ94382 is gouge material from same feature									ppm
Date:											ppm
19-Aug-12											ppm

Sample #:	Grid East		E	Grid North		N	Type:	float		Geochem Results	
L840677	UTM:	596822	E	UTM:	6917627	N	Sample Width:		Zone: Cody	Ag	ppm
Sampler:	Elevation:		m				Dimension:			Au	ppm
M.Kammerer	Comments:	quartz vein boulders and mng stained qz-bx with Li filled cavities, no observed mineralization, moderately abundant									ppm
Date:											ppm
22-Aug-12											ppm

Sample #:	Grid East		E	Grid North		N	Type:	float		Geochem Results	
L840678	UTM:	596818	E	UTM:	6917642	N	Sample Width:		Zone: Cody	Ag	ppm
Sampler:	Elevation:		m				Dimension:			Au	ppm
M.Kammerer	Comments:	Drusy, siliceous cobbles, intensely cavity filled, light weight, local Li in cavities, local strong mng staining, high abundance.									ppm
Date:											ppm
22-Aug-12											ppm

Sample #:	Grid East		E	Grid North		N	Type:	float		Geochem Results	
L840679	UTM:	596822	E	UTM:	6917686	N	Sample Width:		Zone: Cody	Ag	ppm
Sampler:	Elevation:		m				Dimension:			Au	ppm
M.Kammerer	Comments:	mng stained drusy chalcedonic qz with abundant angular cavities, moderately abundant within rusty talus patch 5X20m on steep slope									ppm
Date:											ppm
22-Aug-12											ppm

Sample #:	Grid East		E	Grid North		N	Type:	float		Geochem Results	
L840680	UTM:	596828	E	UTM:	6917699	N	Sample Width:		Zone: Cody	Ag	ppm
Sampler:	Elevation:		m				Dimension:			Au	ppm
M.Kammerer	Comments:	mng stained pitted qz+Li, very abundant within 3X5m patch with rusty soil, within larger rusty talus patch (L840679)									ppm
Date:											ppm
22-Aug-12											ppm

Sample #:	Grid East		E	Grid North		N	Type:	float			Geochem Results	
L840681	UTM:	596699	E	UTM:	6917761	N	Sample Width:		Zone:	Cody	Ag	ppm
Sampler:	Elevation:		m				Dimension:				Au	ppm
M.Kammerer	Comments:	rusty weathering qz vn with trace aspy, 2 cm TW, low abundance, scattered below cliffs										ppm
Date:												ppm
22-Aug-12												ppm

Sample #:	Grid East		E	Grid North		N	Type:	float			Geochem Results	
L840682	UTM:	596699	E	UTM:	6917761	N	Sample Width:		Zone:	Cody	Ag	ppm
Sampler:	Elevation:		m				Dimension:				Au	ppm
M.Kammerer	Comments:	mng stained qz vn with trace py, trace sph. 2 cm TW, moderately abundant.										ppm
Date:												ppm
22-Aug-12												ppm

Sample #:	Grid East		E	Grid North		N	Type:	float			Geochem Results	
L840683	UTM:	596665	E	UTM:	6917769	N	Sample Width:		Zone:	Cody	Ag	ppm
Sampler:	Elevation:		m				Dimension:				Au	ppm
M.Kammerer	Comments:	chalcedonic qz with strong mng stains, trace fine grey sulphide. 5 cm TW, not common.										ppm
Date:												ppm
22-Aug-12												ppm

Sample #:	Grid East		E	Grid North		N	Type:	float			Geochem Results	
L840684	UTM:	596399	E	UTM:	6917696	N	Sample Width:		Zone:	Cody	Ag	ppm
Sampler:	Elevation:		m				Dimension:				Au	ppm
M.Kammerer	Comments:	fine grained qz with internal grey colouring, abundant fine grey sulphide and fine aspy needles, heavy, pitted. 3 cm TW, one only like this, but found within alt, mng stained granite talus zone in steep recessive chute.										ppm
Date:												ppm
22-Aug-12												ppm

Sample #:	Grid East		E	Grid North		N	Type:	float			Geochem Results	
L840685	UTM:	596378	E	UTM:	6917677	N	Sample Width:		Zone:	Cody	Ag	ppm
Sampler:	Elevation:		m				Dimension:				Au	ppm
M.Kammerer	Comments:	Two small float slabs of fine dark grey qz with abundant fine grey sulphide and very strong mng stains. Similar to material from "Mango vein"										ppm
Date:												ppm
22-Aug-12												ppm

Sample #:	Grid East		E	Grid North		N	Type:	float			Geochem Results	
L840686	UTM:	596369	E	UTM:	6917671	N	Sample Width:		Zone:	Cody	Ag	ppm
Sampler:	Elevation:		m				Dimension:				Au	ppm
M.Kammerer	Comments:	Banded qz and rhodochrosite. Qz contains very abundant fine grey sulphide. Few cobbles, 5 cm TW, within steep recessive chute with previously sampled veins.										ppm
Date:												ppm
22-Aug-12												ppm

Sample #:	Grid East		E	Grid North		N	Type:	float			Geochem Results	
L840687	UTM:	596364	E	UTM:	6917600	N	Sample Width:		Zone:	Cody	Ag	ppm
Sampler:	Elevation:		m				Dimension:				Au	ppm
M.Kammerer	Comments:	Fine qz boulder, internal grey (probable fine grey sulphide), light yellow and green stains. Several boulders up to 20cm TW under alpine matt veg on plateau, on strike with Cody historical vein.										ppm
Date:												ppm
22-Aug-12												ppm

Sample #:	Grid East		E	Grid North		N	Type:	float			Geochem Results	
L840688	UTM:	596352	E	UTM:	6917579	N	Sample Width:		Zone:	Cody	Ag	ppm
Sampler:	Elevation:		m				Dimension:				Au	ppm
M.Kammerer	Comments:	Single small cobble of rusty qz + Li vein fragment in frost boil.										ppm
Date:												ppm
22-Aug-12												ppm

Sample #:	Grid East		E	Grid North		N	Type:	float			Geochem Results	
L840689	UTM:	596585	E	UTM:	6917575	N	Sample Width:		Zone:	Cody	Ag	ppm
Sampler:	Elevation:		m				Dimension:				Au	ppm
M.Kammerer	Comments:	Pervasively mng stained, intensely drusy qz. Few small boulders within granite felsenmeer. 15 cm TW.										ppm
Date:												ppm
22-Aug-12												ppm

Sample #:	Grid East		E	Grid North		N	Type:	float			Geochem Results	
L840690	UTM:	596585	E	UTM:	6917575	N	Sample Width:		Zone:	Cody	Ag	ppm
Sampler:	Elevation:		m				Dimension:				Au	ppm
M.Kammerer	Comments:	Fine grey quartz with <5% fine disseminated sulphide, some drusy cavities and x-sulphide cavities, moderate mng staining, 9cm TW										ppm
Date:												ppm
22-Aug-12												ppm

Sample #:	Grid East		E	Grid North		N	Type:	float			Geochem Results	
L840691	UTM:	597216	E	UTM:	6917383	N	Sample Width:		Zone:	Cody	Ag	ppm
Sampler:	Elevation:		m				Dimension:				Au	ppm
M.Kammerer	Comments:	Few vuggy vein fragments with mng, qz, and Li. 2-4 cm TW, found on vegetated slope.										ppm
Date:												ppm
22-Aug-12												ppm

Sample #:	Grid East		E	Grid North		N	Type:	near source float			Geochem Results	
L840692	UTM:	594508	E	UTM:	6912902	N	Sample Width:		Zone:	Vat	Ag	ppm
Sampler:	Elevation:		m				Dimension:				Au	ppm
M.Kammerer	Comments:	white quartz with blebby galena <5%. Large exposed vein on ridge crest										ppm
Date:												ppm
22-Aug-12												ppm

Sample #:	Grid East		E	Grid North		N	Type:	bedrock discrete sample			Geochem Results	
L840693	UTM:	594509	E	UTM:	6912903	N	Sample Width:		Zone:	Vat	Ag	ppm
Sampler:	Elevation:		m				Dimension:				Au	ppm
M.Kammerer	Comments:	White quartz with weak blebby galena and py (<5%) from thick white qz vein (up to 2m TW) exposed in bedrock, 250/72. Sample is of best material. Most of vein is barren.										ppm
Date:												ppm
23-Aug-12												ppm

Sample #:	Grid East		E	Grid North		N	Type:	bedrock chip: 0.90 m			Geochem Results	
L840694	UTM:	594509	E	UTM:	6912903	N	Sample Width:		Zone:	Vat	Ag	ppm
Sampler:	Elevation:		m				Dimension:				Au	ppm
M.Kammerer	Comments:	White quartz vein, rarely with weak blebby galena and pyrite (<5%). Chip sample across small section of vein with best mineralization.										ppm
Date:												ppm
23-Aug-12												ppm

Sample #:	Grid East		E	Grid North		N	Type:	near source float			Geochem Results	
M676302	UTM:	602242	E	UTM:	6912108	N	Sample Width:		Zone:	Risby NE	Ag	ppm
Sampler:	Elevation:		m				Dimension:				Au	ppm
M.Kammerer	Comments:	Chalcedonic qz with variable grey/green internal discolouration. Fragments up to 18cm TW in near source float within rhodochrosite/qz vein/fault structure ~3.5 m wide. Vein strikes at 057 deg and is exposed in two successive buttress-saddles 200 m appart.										ppm
Date:												ppm
27-Aug-12												ppm

Sample #:	Grid East		E	Grid North		N	Type:	near source float		Geochem Results	
M676303	UTM:	602234	E	UTM:	6912110	N	Sample Width:		Zone: Risby NE	Ag	ppm
Sampler:	Elevation:		m				Dimension:			Au	ppm
M.Kammerer	Comments:	Fine quartz with abundant fine grey sulphide, fragments up to 10cm TW. Part of the vein/fault structure described in M676302.									ppm
Date:											ppm
27-Aug-12											ppm

Sample #:	Grid East		E	Grid North		N	Type:	near source float		Geochem Results	
M676304	UTM:	602355	E	UTM:	6912191	N	Sample Width:		Zone: Risby NE	Ag	ppm
Sampler:	Elevation:		m				Dimension:			Au	ppm
M.Kammerer	Comments:	Fine quartz with abundant fine grey sulphide, fine aspy needles, abundant near source fragments up to 12 cm TW. Within vein/fault structure striking 057deg.									ppm
Date:											ppm
27-Aug-12											ppm

Sample #:	Grid East		E	Grid North		N	Type:	near source float		Geochem Results	
M676305	UTM:	602355	E	UTM:	6912191	N	Sample Width:		Zone: Risby NE	Ag	ppm
Sampler:	Elevation:		m				Dimension:			Au	ppm
M.Kammerer	Comments:	Intensely silicified granite and fine grey qz, common blebs of weathered grey sulphide. Near source fragments 24 cm TW.									ppm
Date:											ppm
27-Aug-12											ppm

Sample #:	Grid East		E	Grid North		N	Type:	bedrock discrete grab		Geochem Results	
M676306	UTM:	602355	E	UTM:	6912191	N	Sample Width:		Zone: Risby NE	Ag	ppm
Sampler:	Elevation:		m				Dimension:			Au	ppm
M.Kammerer	Comments:	Qz vein with abundant fine aspy, 4cm TW in bedrock. Within larger vein/fault exposure.									ppm
Date:											ppm
27-Aug-12											ppm

Sample #:	Grid East		E	Grid North		N	Type:	near source float		Geochem Results	
M676307	UTM:	602415	E	UTM:	6912220	N	Sample Width:		Zone: Risby NE	Ag	ppm
Sampler:	Elevation:		m				Dimension:			Au	ppm
M.Kammerer	Comments:	Qz vein fragment with fine grey sulphide, 8cm TW, few found spalling down from buttress saddle.									ppm
Date:											ppm
27-Aug-12											ppm

Sample #:	Grid East		E	Grid North		N	Type:	near source float			Geochem Results	
M676308	UTM:	597697	E	UTM:	6915626	N	Sample Width:		Zone:	Risby NE	Ag	ppm
Sampler:	Elevation:		m				Dimension:				Au	ppm
M.Kammerer	Comments:	Chalcedonic qz vein with moderate to abundant fine grey sulphide, few fragments up to 9 cm TW mixed with altered granite. Within steep recessive chute with abundant rusty granite chips and gougey sand.										ppm
Date:												ppm
28-Aug-12												ppm

APPENDIX IV

CERTIFICATES OF ANALYSIS

ALS Canada Ltd.

2103 Dollarton Hwy
North Vancouver BC V7H 0A7
Phone: 604 984 0221 Fax: 604 984 0218 www.alsglobal.com

To: **SILVER RANGE RESOURCES LTD.**
C/O ARCHER, CATHRO & ASSOCIATES (1981) LIMITED
1016-510 W HASTINGS ST
VANCOUVER BC V6B 1L8

Finalized Date: 10-JUN-2012
Account: RANSIL

CERTIFICATE WH12122790

Project: Keg-Group 1

P.O. No.:

This report is for 4 Rock samples submitted to our lab in Whitehorse, YT, Canada on 1-JUN-2012.

The following have access to data associated with this certificate:

MATT DUMALA	JOAN MARIACHER	HEATHER SMITH

SAMPLE PREPARATION

ALS CODE	DESCRIPTION
WEI-21	Received Sample Weight
LOG-22	Sample login - Rcd w/o BarCode
PUL-QC	Pulverizing QC Test
CRU-31	Fine crushing - 70%<2mm
SPL-21	Split sample - riffle splitter
PUL-31	Pulverize split to 85%<75 um

ANALYTICAL PROCEDURES

ALS CODE	DESCRIPTION	
ME-MS61	48 element four acid ICP-MS	
Ag-OG62	Ore Grade Ag - Four Acid	VARIABLE
ME-OG62	Ore Grade Elements - Four Acid	ICP-AES
Pb-OG62	Ore Grade Pb - Four Acid	VARIABLE
Zn-OG62	Ore Grade Zn - Four Acid	VARIABLE
Au-AA23	Au 30g FA-AA finish	AAS

To: **SILVER RANGE RESOURCES LTD.**
ATTN: HEATHER SMITH
C/O ARCHER, CATHRO & ASSOCIATES (1981) LIMITED
1016-510 W HASTINGS ST
VANCOUVER BC V6B 1L8

This is the Final Report and supersedes any preliminary report with this certificate number. Results apply to samples as submitted. All pages of this report have been checked and approved for release.

***** See Appendix Page for comments regarding this certificate *****

Signature: 

Colin Ramshaw, Vancouver Laboratory Manager

ALS Canada Ltd.
2103 Dollarton Hwy
North Vancouver BC V7H 0A7
Phone: 604 984 0221 Fax: 604 984 0218 www.alsglobal.com

To: **SILVER RANGE RESOURCES LTD.**
C/O ARCHER, CATHRO & ASSOCIATES (1981) LIMITED
1016-510 W HASTINGS ST
VANCOUVER BC V6B 1L8

Finalized Date: 10-JUN-2012
Account: RANSIL

Project: Keg-Group 1

CERTIFICATE OF ANALYSIS WH12122790

Sample Description	Method	WEI-21	Au-AA23	ME-MS61	ME-MS61	ME-MS61	ME-MS61	ME-MS61	ME-MS61	ME-MS61	ME-MS61	ME-MS61	ME-MS61	ME-MS61	ME-MS61	ME-MS61
	Analyte	Recvd Wt.	Au	Ag	Al	As	Ba	Be	Bi	Ca	Cd	Ce	Co	Cr	Cs	Cu
	Units	kg	ppm	ppm	%	ppm	ppm	ppm	ppm	%	ppm	ppm	ppm	ppm	ppm	ppm
	LOR	0.02	0.005	0.01	0.01	0.2	10	0.05	0.01	0.01	0.02	0.01	0.1	1	0.05	0.2
H805413		0.88	<0.005	0.58	3.85	21.4	>10000	1.32	0.45	0.14	0.11	30.3	9.3	132	8.89	121.5
H805414		1.15	0.093	>100	3.64	11.8	4240	0.29	2.03	0.39	>1000	24.8	54.1	93	1.76	1880
H805415		0.59	<0.005	0.66	6.90	7.9	990	2.21	0.99	2.67	4.55	66.6	13.8	91	14.50	57.8
H805416		1.18	<0.005	3.02	8.30	8.5	970	2.23	0.15	0.76	18.45	91.5	8.5	82	9.77	45.0

***** See Appendix Page for comments regarding this certificate *****

ALS Canada Ltd.
2103 Dollarton Hwy
North Vancouver BC V7H 0A7
Phone: 604 984 0221 Fax: 604 984 0218 www.alsglobal.com

To: **SILVER RANGE RESOURCES LTD.**
C/O ARCHER, CATHRO & ASSOCIATES (1981) LIMITED
1016-510 W HASTINGS ST
VANCOUVER BC V6B 1L8

Finalized Date: 10-JUN-2012
Account: RANSIL

Project: Keg-Group 1

CERTIFICATE OF ANALYSIS WH12122790

Sample Description	Method	ME-MS61	ME-MS61	ME-MS61	ME-MS61	ME-MS61	ME-MS61	ME-MS61	ME-MS61	ME-MS61	ME-MS61	ME-MS61	ME-MS61	ME-MS61	ME-MS61	ME-MS61
	Analyte	Fe	Ga	Ge	Hf	In	K	La	Li	Mg	Mn	Mo	Na	Nb	Ni	P
	Units	%	ppm	ppm	ppm	ppm	%	ppm	ppm	%	ppm	ppm	%	ppm	ppm	ppm
	LOR	0.01	0.05	0.05	0.1	0.005	0.01	0.5	0.2	0.01	5	0.05	0.01	0.1	0.2	10
H805413		1.51	14.35	0.08	1.9	0.038	1.83	19.1	28.7	0.46	102	2.39	<0.01	5.0	26.6	460
H805414		18.70	10.05	0.53	1.6	19.75	3.35	8.2	20.3	0.24	2400	1.33	0.06	7.9	96.1	370
H805415		3.10	18.75	0.26	2.5	0.071	3.55	37.4	37.4	1.80	412	2.50	0.94	13.2	46.0	2100
H805416		2.36	24.8	0.20	2.8	0.202	4.04	52.7	61.8	0.94	85	1.56	0.13	15.5	36.4	750

***** See Appendix Page for comments regarding this certificate *****

ALS Canada Ltd.
2103 Dollarton Hwy
North Vancouver BC V7H 0A7
Phone: 604 984 0221 Fax: 604 984 0218 www.alsglobal.com

To: **SILVER RANGE RESOURCES LTD.**
C/O ARCHER, CATHRO & ASSOCIATES (1981) LIMITED
1016-510 W HASTINGS ST
VANCOUVER BC V6B 1L8

Finalized Date: 10-JUN-2012
Account: RANSIL

Project: Keg-Group 1

CERTIFICATE OF ANALYSIS WH12122790

Sample Description	Method	ME-MS61	ME-MS61	ME-MS61	ME-MS61	ME-MS61	ME-MS61	ME-MS61	ME-MS61	ME-MS61	ME-MS61	ME-MS61	ME-MS61	ME-MS61	ME-MS61	ME-MS61
	Analyte	Pb	Rb	Re	S	Sb	Sc	Se	Sn	Sr	Ta	Te	Th	Ti	Tl	U
	Units	ppm	ppm	ppm	%	ppm	ppm	ppm	ppm	ppm	ppm	ppm	ppm	%	ppm	ppm
	LOR	0.5	0.1	0.002	0.01	0.05	0.1	1	0.2	0.2	0.05	0.05	0.2	0.005	0.02	0.1
H805413		16.8	94.3	0.096	0.17	4.85	14.7	4	1.9	167.0	0.31	0.10	5.4	0.218	0.53	4.5
H805414		>10000	128.5	0.003	>10.0	284	11.9	40	377	172.0	0.50	0.94	4.5	0.293	1.73	1.6
H805415		140.5	201	0.015	1.05	1.54	13.6	7	5.6	196.0	0.92	<0.05	10.3	0.413	2.63	4.9
H805416		791	193.0	0.003	1.15	4.67	14.5	4	7.9	92.7	1.06	0.05	16.9	0.409	2.04	3.9

***** See Appendix Page for comments regarding this certificate *****

ALS Canada Ltd.
2103 Dollarton Hwy
North Vancouver BC V7H 0A7
Phone: 604 984 0221 Fax: 604 984 0218 www.alsglobal.com

To: **SILVER RANGE RESOURCES LTD.**
C/O ARCHER, CATHRO & ASSOCIATES (1981) LIMITED
1016-510 W HASTINGS ST
VANCOUVER BC V6B 1L8

Finalized Date: 10-JUN-2012
Account: RANSIL

Project: Keg-Group 1

CERTIFICATE OF ANALYSIS WH12122790

Sample Description	Method / Analyte / Units / LOR	ME-MS61 V ppm 1	ME-MS61 W ppm 0.1	ME-MS61 Y ppm 0.1	ME-MS61 Zn ppm 2	ME-MS61 Zr ppm 0.5	Ag-OG62 Ag ppm 1	Pb-OG62 Pb % 0.001	Zn-OG62 Zn % 0.001
H805413		157	1.1	13.6	21	75.6			
H805414		69	0.5	14.9	>10000	63.3	317	9.07	12.65
H805415		219	1.5	34.7	346	87.7			
H805416		201	1.6	21.9	1050	99.0			

***** See Appendix Page for comments regarding this certificate *****

ALS Canada Ltd.
2103 Dollarton Hwy
North Vancouver BC V7H 0A7
Phone: 604 984 0221 Fax: 604 984 0218 www.alsglobal.com

To: **SILVER RANGE RESOURCES LTD.**
C/O ARCHER, CATHRO & ASSOCIATES (1981) LIMITED
1016-510 W HASTINGS ST
VANCOUVER BC V6B 1L8

Finalized Date: 10-JUN-2012
Account: RANSIL

Project: Keg-Group 1

CERTIFICATE OF ANALYSIS WH12122790

Method	CERTIFICATE COMMENTS
ME-MS61	REE's may not be totally soluble in this method.

ALS Canada Ltd.
2103 Dollarton Hwy
North Vancouver BC V7H 0A7
Phone: 604 984 0221 Fax: 604 984 0218 www.alsglobal.com

To: **SILVER RANGE RESOURCES LTD.**
C/O ARCHER, CATHRO & ASSOCIATES (1981) LIMITED
1016-510 W HASTINGS ST
VANCOUVER BC V6B 1L8

Finalized Date: 1-JUL-2012
Account: RANSIL

CERTIFICATE WH12131218

Project: Keg-Main-Group 1

P.O. No.: Batch 1

This report is for 36 Drill Core samples submitted to our lab in Whitehorse, YT, Canada on 12-JUN-2012.

The following have access to data associated with this certificate:

MATT DUMALA	JOAN MARIACHER	

SAMPLE PREPARATION

ALS CODE	DESCRIPTION
WEI-21	Received Sample Weight
LOG-22	Sample login - Rcd w/o BarCode
CRU-31	Fine crushing - 70%<2mm
CRU-QC	Crushing QC Test
SPL-21	Split sample - riffle splitter
PUL-QC	Pulverizing QC Test
PUL-31	Pulverize split to 85%<75 um
LOG-22d	Sample login - Rcd w/o BarCode dup
SPL-21d	Split sample - duplicate
PUL-31d	Pulverize Split - duplicate
LOG-23	Pulp Login - Rcvd with Barcode

ANALYTICAL PROCEDURES

ALS CODE	DESCRIPTION	INSTRUMENT
Au-AA24	Au 50g FA AA finish	AAS
ME-OG62	Ore Grade Elements - Four Acid	ICP-AES
Sn-XRF05	Sn-Trace Level XRF Analysis	XRF
ME-MS61	48 element four acid ICP-MS	
Zn-OG62	Ore Grade Zn - Four Acid	VARIABLE

To: **SILVER RANGE RESOURCES LTD.**
ATTN: JOAN MARIACHER
C/O ARCHER, CATHRO & ASSOCIATES (1981) LIMITED
1016-510 W HASTINGS ST
VANCOUVER BC V6B 1L8

This is the Final Report and supersedes any preliminary report with this certificate number. Results apply to samples as submitted. All pages of this report have been checked and approved for release.

***** See Appendix Page for comments regarding this certificate *****

Signature: 

Colin Ramshaw, Vancouver Laboratory Manager

ALS Canada Ltd.
2103 Dollarton Hwy
North Vancouver BC V7H 0A7
Phone: 604 984 0221 Fax: 604 984 0218 www.alsglobal.com

To: **SILVER RANGE RESOURCES LTD.**
C/O ARCHER, CATHRO & ASSOCIATES (1981) LIMITED
1016-510 W HASTINGS ST
VANCOUVER BC V6B 1L8

Finalized Date: 1-JUL-2012
Account: RANSIL

Project: Keg-Main-Group 1

CERTIFICATE OF ANALYSIS WH12131218

Sample Description	Method	WEI-21	Au-AA24	Sn-XRF05	ME-MS61	ME-MS61	ME-MS61	ME-MS61	ME-MS61	ME-MS61	ME-MS61	ME-MS61	ME-MS61	ME-MS61	ME-MS61	ME-MS61
	Analyte	Recvd Wt.	Au	Sn	Ag	Al	As	Ba	Be	Bi	Ca	Cd	Ce	Co	Cr	Cs
	Units	kg	ppm	ppm	ppm	%	ppm	ppm	ppm	ppm	%	ppm	ppm	ppm	ppm	ppm
	LOR	0.02	0.005	5	0.01	0.01	0.2	10	0.05	0.01	0.01	0.02	0.01	0.1	1	0.05
K284051		3.00	<0.005	79	0.85	2.58	94	540	0.79	0.14	21.6	0.68	26.4	4.6	35	4.80
K284052		4.16	<0.005	174	0.36	3.20	44	560	0.85	0.09	15.95	<0.02	31.1	4.4	42	2.52
K284053		6.02	<0.005	113	0.19	3.63	35	910	0.94	0.09	14.05	0.05	29.9	4.0	37	3.87
K284054		6.41	<0.005	125	0.44	4.08	66	1070	1.06	0.21	11.75	0.73	43.9	6.7	41	4.44
K284055		6.67	<0.005	<5	0.03	0.08	<5	20	0.07	0.03	22.4	0.07	1.36	1.4	<1	0.19
K284056		6.69	<0.005	95	0.23	4.91	84.0	1760	1.23	0.21	8.95	3.59	55.3	7.1	53	8.57
K284057		7.20	<0.005	75	0.25	4.38	51	1280	1.17	0.17	10.20	1.44	43.9	6.3	41	14.00
K284058		7.17	<0.005	255	0.11	2.61	24	50	0.62	0.22	20.9	<0.02	35.1	3.2	19	1.63
K284059		7.86	<0.005	215	0.34	5.61	54.2	1340	1.18	0.43	8.50	0.37	45.9	5.9	47	7.77
K284060		0.24	0.017	893	63.9	3.83	440	140	0.98	130.0	8.42	567	39.7	12.3	58	4.73
K284061		6.70	<0.005	67	0.24	5.10	45.4	1000	1.29	0.23	6.85	1.34	51.7	6.9	47	9.83
K284062		7.65	<0.005	45	0.36	4.17	25.9	1050	1.22	0.46	9.24	0.92	41.5	6.0	44	7.86
K284063		8.34	<0.005	15	0.92	3.87	13.0	850	1.06	1.71	9.32	2.74	39.7	5.1	37	7.86
K284064		3.42	<0.005	13	0.77	3.75	14.2	830	1.03	1.12	9.15	1.87	38.7	5.0	39	7.49
K284065		7.88	<0.005	27	0.58	4.34	45.2	1050	1.26	0.82	6.81	3.24	43.5	6.3	57	7.89
K284066		7.95	<0.005	137	0.30	4.99	47	870	1.31	0.48	10.20	2.93	42.1	6.6	66	8.88
K284067		7.00	<0.005	202	0.22	4.25	66	800	1.02	0.35	11.15	3.47	41.1	5.4	51	3.56
K284068		7.60	<0.005	188	0.47	4.99	40.1	970	1.75	0.62	9.59	10.20	50.8	6.1	60	6.82
K284069		0.24	0.007	180	38.1	4.43	434	300	1.16	138.5	7.43	189.0	43.8	8.1	65	6.39
K284070		7.62	<0.005	71	0.67	5.58	45.2	1240	1.41	1.10	6.61	3.04	57.5	7.5	76	7.42
K284071		8.17	<0.005	63	7.87	4.15	23.0	530	1.02	24.6	8.84	24.8	46.5	5.1	58	5.89
K284072		7.88	<0.005	46	1.11	4.79	16.2	560	1.22	1.75	7.31	81.9	48.5	7.9	51	9.61
K284073		7.82	<0.005	37	4.85	5.10	15.8	920	1.41	11.55	7.43	12.20	51.5	6.7	60	6.78
K284074		<0.02	<0.005	35	3.88	5.12	11.7	910	1.45	10.00	7.16	10.05	48.9	6.4	60	6.53
K284075		7.79	<0.005	41	3.99	4.70	8.5	970	1.24	9.37	8.37	4.82	49.0	5.9	55	5.28
K284076		7.84	<0.005	47	3.64	4.50	15.2	950	1.18	10.25	7.01	21.8	52.5	7.1	75	7.95
K284077		7.89	<0.005	38	1.12	4.54	21.6	640	1.11	2.76	8.65	2.32	57.1	7.0	83	8.09
K284078		8.43	<0.005	16	2.68	3.27	15	350	0.83	6.77	13.85	3.24	35.7	3.8	40	7.32
K284079		8.48	<0.005	47	1.06	3.24	20	790	0.86	2.67	13.15	2.30	33.5	4.8	53	3.85
K284080		6.51	<0.005	<5	0.01	0.07	<5	70	0.06	0.03	20.3	0.07	1.18	1.0	<1	0.15
K284081		7.03	<0.005	34	5.44	3.28	51	540	1.03	13.65	12.05	8.60	36.6	5.2	59	3.52
K284082		8.05	<0.005	30	2.17	4.14	23.7	690	1.15	4.20	9.77	2.32	43.7	5.6	62	9.85
K284083		9.07	<0.005	20	1.21	4.43	36	570	1.29	1.10	12.45	5.03	43.7	7.5	78	6.57
K284084		7.96	<0.005	16	0.75	4.57	12	440	1.28	0.68	12.40	4.39	45.6	8.0	77	6.78
K284085		7.59	<0.005	19	0.53	4.04	25	660	1.10	0.79	13.30	4.06	42.1	6.0	53	5.74
K284086		8.13	<0.005	15	0.98	5.16	23.5	860	1.22	1.78	9.09	3.03	44.5	8.5	88	7.49

***** See Appendix Page for comments regarding this certificate *****

ALS Canada Ltd.
2103 Dollarton Hwy
North Vancouver BC V7H 0A7
Phone: 604 984 0221 Fax: 604 984 0218 www.alsglobal.com

To: **SILVER RANGE RESOURCES LTD.**
C/O ARCHER, CATHRO & ASSOCIATES (1981) LIMITED
1016-510 W HASTINGS ST
VANCOUVER BC V6B 1L8

Finalized Date: 1-JUL-2012
Account: RANSIL

Project: Keg-Main-Group 1

CERTIFICATE OF ANALYSIS WH12131218

Sample Description	Method	ME-MS61	ME-MS61	ME-MS61	ME-MS61	ME-MS61	ME-MS61	ME-MS61	ME-MS61	ME-MS61	ME-MS61	ME-MS61	ME-MS61	ME-MS61	ME-MS61	ME-MS61
	Analyte	Cu	Fe	Ga	Ge	Hf	In	K	La	Li	Mg	Mn	Mo	Na	Nb	Ni
	Units	ppm	%	ppm	ppm	ppm	ppm	%	ppm	ppm	%	ppm	ppm	%	ppm	ppm
	LOR	0.2	0.01	0.05	0.05	0.1	0.005	0.01	0.5	0.2	0.01	5	0.05	0.01	0.1	0.2
K284051		26.5	1.32	7.15	0.11	1.0	0.064	0.98	16.9	42.3	1.61	760	1.30	0.05	4.7	30.4
K284052		14.7	1.76	9.22	0.12	1.6	0.058	0.58	18.4	76.4	2.17	796	1.56	0.03	6.9	30.6
K284053		19.9	1.71	8.18	0.11	1.4	0.033	1.40	17.4	73.0	2.28	645	1.55	0.08	5.9	26.8
K284054		136.0	2.04	10.50	0.15	1.8	0.104	1.75	24.3	76.5	2.53	1080	3.27	0.10	8.7	45.4
K284055		2.6	0.47	0.32	0.06	<0.1	0.006	0.03	0.7	1.3	14.15	205	0.16	0.01	0.4	<0.2
K284056		63.8	1.83	11.65	0.17	1.9	0.110	2.79	27.9	47.6	2.52	654	6.13	0.17	9.7	51.7
K284057		50.2	1.64	10.95	0.15	1.8	0.069	2.71	22.7	43.0	2.36	535	2.65	0.25	8.6	39.3
K284058		7.6	1.89	8.91	0.11	1.3	0.043	0.13	23.0	45.9	1.70	1000	1.02	0.01	4.9	13.7
K284059		109.5	2.15	13.65	0.18	2.0	0.044	2.94	23.2	60.0	2.69	792	3.09	0.18	10.1	47.8
K284060		7660	6.95	11.85	0.58	1.3	22.2	1.29	22.2	55.2	2.44	2970	10.05	0.17	8.2	50.8
K284061		63.9	2.20	12.05	0.20	1.9	0.071	2.83	25.7	113.5	2.57	605	2.84	0.22	10.3	41.0
K284062		50.8	1.85	10.35	0.19	1.6	0.056	2.51	22.4	43.9	3.26	498	3.58	0.23	7.9	37.7
K284063		48.0	1.61	8.76	0.16	1.5	0.048	2.37	21.2	19.3	2.11	386	3.40	0.34	6.9	29.3
K284064		46.9	1.56	8.82	0.17	1.4	0.044	2.28	20.7	18.2	2.08	375	3.68	0.35	7.1	29.9
K284065		62.4	1.91	10.95	0.17	1.7	0.069	2.66	23.9	23.3	2.23	425	5.80	0.29	8.1	43.8
K284066		60.2	2.22	13.70	0.17	1.8	0.086	2.23	23.7	48.2	2.31	731	8.47	0.38	8.6	49.8
K284067		42.9	2.18	11.80	0.16	1.8	0.156	1.51	23.9	62.8	1.95	1610	7.44	0.10	8.3	37.0
K284068		134.0	2.40	13.00	0.18	2.1	0.247	2.38	29.3	67.0	2.55	1440	6.59	0.16	9.6	42.2
K284069		1190	5.47	12.75	0.38	1.5	10.50	1.77	23.7	36.8	2.37	2020	13.95	0.21	8.7	50.3
K284070		93.4	2.34	12.55	0.21	2.3	0.106	3.18	33.5	53.0	2.60	776	5.64	0.28	10.4	55.1
K284071		120.5	2.20	11.25	0.16	1.8	0.584	1.19	24.9	38.3	2.22	741	8.88	0.13	8.3	32.7
K284072		296	3.71	13.05	0.22	2.1	2.69	2.05	25.8	40.6	2.85	810	6.31	0.20	9.3	48.7
K284073		120.0	2.19	11.50	0.22	2.2	0.417	2.62	27.7	53.1	2.56	643	8.98	0.22	10.2	52.6
K284074		109.0	2.16	10.90	0.22	2.2	0.340	2.64	26.2	51.5	2.48	618	8.29	0.22	9.4	51.4
K284075		114.5	2.07	10.25	0.20	1.9	0.174	2.43	27.2	29.2	2.45	660	6.98	0.20	9.5	37.7
K284076		150.0	2.36	10.75	0.15	2.1	0.548	2.10	27.1	20.8	2.32	723	6.55	0.16	9.4	42.2
K284077		99.6	2.07	10.80	0.14	2.1	0.078	1.90	29.4	15.1	2.20	606	8.25	0.19	9.2	46.3
K284078		59.6	1.36	7.05	0.14	1.5	0.194	1.29	20.9	21.1	1.97	449	6.46	0.13	6.0	23.0
K284079		58.0	1.46	7.28	0.07	1.4	0.061	1.45	19.4	32.0	2.20	767	6.52	0.13	6.1	33.6
K284080		3.2	0.40	0.31	<0.05	<0.1	<0.005	0.03	0.6	1.3	12.40	184	0.31	<0.01	0.3	1.8
K284081		100.5	1.65	7.61	0.19	1.4	0.198	1.36	22.4	45.9	1.98	650	17.05	0.09	6.0	34.6
K284082		90.5	1.59	9.83	0.17	1.7	0.068	2.16	26.3	26.5	2.25	553	6.64	0.26	7.6	33.6
K284083		76.8	2.10	11.70	0.20	1.6	0.054	2.12	27.0	22.2	2.43	485	32.1	0.35	7.8	55.4
K284084		86.7	2.16	11.80	0.24	1.7	0.039	2.37	28.7	18.6	2.10	359	47.1	0.42	8.3	65.7
K284085		59.5	1.74	10.20	0.16	1.5	0.046	2.20	25.1	23.8	2.40	434	15.55	0.26	7.4	45.1
K284086		86.7	2.11	12.25	0.21	1.8	0.054	2.78	24.9	24.2	2.40	421	9.45	0.52	9.0	58.2

***** See Appendix Page for comments regarding this certificate *****

ALS Canada Ltd.
2103 Dollarton Hwy
North Vancouver BC V7H 0A7
Phone: 604 984 0221 Fax: 604 984 0218 www.alsglobal.com

To: **SILVER RANGE RESOURCES LTD.**
C/O ARCHER, CATHRO & ASSOCIATES (1981) LIMITED
1016-510 W HASTINGS ST
VANCOUVER BC V6B 1L8

Finalized Date: 1-JUL-2012
Account: RANSIL

Project: Keg-Main-Group 1

CERTIFICATE OF ANALYSIS WH12131218

Sample Description	Method	ME-MS61	ME-MS61	ME-MS61	ME-MS61	ME-MS61	ME-MS61	ME-MS61	ME-MS61	ME-MS61	ME-MS61	ME-MS61	ME-MS61	ME-MS61	ME-MS61	ME-MS61
	Analyte	P	Pb	Rb	Re	S	Sb	Sc	Se	Sn	Sr	Ta	Te	Th	Ti	Tl
	Units	ppm	ppm	ppm	ppm	%	ppm	ppm	ppm	ppm	ppm	ppm	ppm	ppm	%	ppm
	LOR	10	0.5	0.1	0.002	0.01	0.05	0.1	1	0.2	0.2	0.05	0.05	0.2	0.005	0.02
K284051		780	10.6	53.1	0.005	0.07	6.48	5.7	4	87.4	330	0.33	<0.05	3.6	0.140	0.56
K284052		810	5.6	31.5	0.006	0.04	6.80	7.4	4	181.5	179.0	0.54	<0.05	5.3	0.218	0.33
K284053		740	4.2	61.5	0.005	0.09	5.63	5.8	5	107.5	258	0.44	<0.05	4.2	0.230	0.59
K284054		730	6.3	93.0	0.016	0.20	6.47	8.9	6	131.0	321	0.64	<0.05	6.3	0.268	0.98
K284055		270	1.5	1.5	<0.002	0.01	0.13	0.3	1	0.3	52.4	<0.05	<0.05	<0.2	<0.005	<0.02
K284056		1100	7.2	142.5	0.019	0.22	6.52	9.4	5	99.6	628	0.72	<0.05	6.9	0.311	1.46
K284057		580	5.9	136.0	0.008	0.27	6.14	8.8	5	76.6	396	0.64	<0.05	6.5	0.277	1.48
K284058		540	6.9	6.5	0.007	0.17	8.98	4.5	3	266	192.5	0.38	<0.05	3.3	0.162	0.10
K284059		690	12.4	153.0	0.015	0.33	9.55	10.0	6	223	370	0.72	<0.05	7.0	0.317	1.55
K284060		1080	3440	66.8	0.016	4.92	12.10	8.1	116	>500	148.5	0.59	0.80	5.4	0.247	0.76
K284061		650	8.7	151.5	0.016	0.60	9.27	9.7	11	55.5	256	0.75	<0.05	7.7	0.324	1.61
K284062		880	20.7	129.5	0.016	0.30	4.61	8.8	13	46.8	388	0.59	0.05	6.1	0.249	1.35
K284063		800	77.1	119.5	0.012	0.50	5.09	7.0	14	17.6	448	0.54	0.06	5.7	0.230	1.24
K284064		780	52.9	116.5	0.012	0.49	4.44	6.9	14	16.7	453	0.52	0.05	5.3	0.220	1.21
K284065		1130	32.4	138.0	0.018	0.50	5.56	9.0	12	32.4	356	0.59	<0.05	6.5	0.254	1.47
K284066		1650	17.1	119.0	0.018	0.72	13.45	9.7	12	146.0	275	0.62	<0.05	6.6	0.276	1.22
K284067		2020	9.8	80.9	0.014	0.41	13.35	8.4	5	194.0	219	0.61	<0.05	6.1	0.262	0.84
K284068		2110	25.2	123.0	0.017	0.74	12.10	9.9	10	192.5	284	0.72	<0.05	7.6	0.311	1.29
K284069		1240	2840	83.9	0.014	2.93	14.60	8.5	63	167.0	200	0.63	0.61	6.2	0.273	0.97
K284070		2370	36.2	156.0	0.015	0.71	10.90	11.8	13	70.3	321	0.80	0.05	8.8	0.343	1.80
K284071		2110	407	65.3	0.014	0.54	10.70	6.6	19	58.1	281	0.58	0.14	5.8	0.264	0.70
K284072		1360	28.5	110.5	0.013	2.29	10.55	8.7	20	47.9	322	0.70	<0.05	7.3	0.292	1.13
K284073		1500	202	139.0	0.017	0.75	8.57	9.6	19	44.1	331	0.76	0.12	7.8	0.308	1.50
K284074		1480	180.0	134.0	0.015	0.74	7.52	9.4	17	38.1	326	0.75	0.10	8.0	0.306	1.51
K284075		1690	186.5	116.5	0.020	0.73	10.60	8.8	14	44.1	328	0.70	0.09	7.3	0.309	1.23
K284076		2240	162.5	119.0	0.016	0.84	7.83	9.4	17	47.0	349	0.64	0.08	6.7	0.290	1.08
K284077		2650	51.4	106.0	0.022	0.60	5.75	9.1	18	39.4	411	0.63	0.05	6.6	0.278	0.95
K284078		1840	134.0	65.4	0.013	0.34	3.54	5.7	12	18.1	351	0.47	0.08	5.1	0.205	0.73
K284079		1750	55.0	75.2	0.014	0.26	5.15	6.5	8	44.7	298	0.42	<0.05	4.6	0.189	0.72
K284080		230	1.4	1.4	<0.002	0.01	0.07	0.3	1	<0.2	43.6	<0.05	<0.05	<0.2	<0.005	<0.02
K284081		2100	265	71.3	0.017	0.26	11.35	6.4	19	34.9	326	0.45	0.10	5.7	0.194	0.76
K284082		1760	119.5	113.0	0.015	0.46	4.97	8.0	13	32.9	317	0.56	<0.05	6.8	0.245	1.09
K284083		2140	44.2	106.5	0.043	0.71	4.39	9.5	18	18.6	384	0.56	<0.05	7.1	0.248	1.04
K284084		2160	98.3	115.0	0.060	0.91	3.49	9.9	23	15.3	415	0.60	0.05	7.5	0.259	1.13
K284085		2270	51.1	112.0	0.017	0.42	3.65	8.0	8	15.1	327	0.54	<0.05	6.6	0.238	1.09
K284086		1720	92.8	138.0	0.019	0.72	4.43	9.4	21	18.2	296	0.66	0.06	6.9	0.298	1.38

***** See Appendix Page for comments regarding this certificate *****

ALS Canada Ltd.
2103 Dollarton Hwy
North Vancouver BC V7H 0A7
Phone: 604 984 0221 Fax: 604 984 0218 www.alsglobal.com

To: **SILVER RANGE RESOURCES LTD.**
C/O ARCHER, CATHRO & ASSOCIATES (1981) LIMITED
1016-510 W HASTINGS ST
VANCOUVER BC V6B 1L8

Finalized Date: 1-JUL-2012
Account: RANSIL

Project: Keg-Main-Group 1

CERTIFICATE OF ANALYSIS WH12131218

Sample Description	Method	ME-MS61	ME-MS61	ME-MS61	ME-MS61	ME-MS61	ME-MS61	Zn-OG62
	Analyte	U	V	W	Y	Zn	Zr	Zn
	Units	ppm	ppm	ppm	ppm	ppm	ppm	%
	LOR	0.1	1	0.1	0.1	2	0.5	0.001
K284051		2.4	47	2.3	17.5	95	40.2	
K284052		2.7	82	1.8	18.4	70	53.0	
K284053		2.1	71	1.5	17.3	66	48.5	
K284054		3.4	86	1.6	23.8	126	63.6	
K284055		0.6	3	0.1	0.9	17	0.7	
K284056		4.8	123	1.6	30.3	284	71.0	
K284057		2.9	77	1.4	21.6	141	62.0	
K284058		1.9	37	2.3	18.4	98	41.1	
K284059		3.1	102	1.4	24.8	99	74.1	
K284060		3.5	85	12.3	23.4	>10000	43.8	2.49
K284061		3.7	93	1.2	25.7	133	73.8	
K284062		3.3	100	1.5	23.0	124	55.8	
K284063		3.2	78	0.8	20.5	210	50.9	
K284064		2.8	76	0.8	20.5	138	51.6	
K284065		4.2	125	1.2	25.1	260	63.5	
K284066		3.9	146	10.1	26.4	277	70.3	
K284067		3.7	130	2.7	27.5	307	69.8	
K284068		4.3	131	1.5	33.0	732	74.0	
K284069		3.7	131	3.7	24.6	9130	54.5	
K284070		4.9	148	1.3	36.8	249	84.8	
K284071		3.4	125	1.6	29.2	1660	59.0	
K284072		3.5	115	1.1	27.9	5200	76.6	
K284073		4.0	145	1.3	30.3	808	84.6	
K284074		4.1	148	1.2	28.0	737	79.7	
K284075		4.4	124	0.9	29.9	377	72.6	
K284076		3.9	125	0.8	32.8	1420	73.2	
K284077		4.2	128	1.1	35.2	188	75.2	
K284078		3.1	76	0.8	23.1	248	54.8	
K284079		3.5	115	0.7	23.3	186	52.5	
K284080		0.7	3	0.1	0.8	13	<0.5	
K284081		3.4	126	1.1	24.2	573	47.7	
K284082		3.3	111	1.0	26.7	177	58.6	
K284083		6.4	305	1.1	29.2	316	60.5	
K284084		7.3	377	1.2	30.0	270	62.5	
K284085		4.8	167	1.0	25.7	321	51.7	
K284086		3.9	153	1.2	28.2	250	59.3	

***** See Appendix Page for comments regarding this certificate *****

ALS Canada Ltd.
2103 Dollarton Hwy
North Vancouver BC V7H 0A7
Phone: 604 984 0221 Fax: 604 984 0218 www.alsglobal.com

To: **SILVER RANGE RESOURCES LTD.**
C/O ARCHER, CATHRO & ASSOCIATES (1981) LIMITED
1016-510 W HASTINGS ST
VANCOUVER BC V6B 1L8

Project: Keg-Main-Group 1

Finalized Date: 1-JUL-2012
Account: RANSIL

CERTIFICATE OF ANALYSIS WH12131218

Method	CERTIFICATE COMMENTS
ME-MS61	Interference: Ca>10% on ICP-MS As, ICP-AES results shown.
ME-MS61	REE's may not be totally soluble in this method.

ALS Canada Ltd.

2103 Dollarton Hwy
North Vancouver BC V7H 0A7
Phone: 604 984 0221 Fax: 604 984 0218 www.alsglobal.com

To: **SILVER RANGE RESOURCES LTD.**
C/O ARCHER, CATHRO & ASSOCIATES (1981) LIMITED
1016-510 W HASTINGS ST
VANCOUVER BC V6B 1L8

Finalized Date: 25-JUN-2012
Account: RANSIL

CERTIFICATE WH12131219

Project: Keg-Main-Group 1

P.O. No.: Batch 2

This report is for 36 Drill Core samples submitted to our lab in Whitehorse, YT, Canada on 12-JUN-2012.

The following have access to data associated with this certificate:

MATT DUMALA	JOAN MARIACHER	

SAMPLE PREPARATION

ALS CODE	DESCRIPTION
WEI-21	Received Sample Weight
LOG-22	Sample login - Rcd w/o BarCode
CRU-31	Fine crushing - 70%<2mm
CRU-QC	Crushing QC Test
SPL-21	Split sample - riffle splitter
PUL-QC	Pulverizing QC Test
PUL-31	Pulverize split to 85%<75 um
LOG-22d	Sample login - Rcd w/o BarCode dup
SPL-21d	Split sample - duplicate
PUL-31d	Pulverize Split - duplicate
LOG-23	Pulp Login - Rcvd with Barcode

ANALYTICAL PROCEDURES

ALS CODE	DESCRIPTION	INSTRUMENT
Au-AA24	Au 50g FA AA finish	AAS
Sn-XRF05	Sn-Trace Level XRF Analysis	XRF
ME-MS61	48 element four acid ICP-MS	

To: **SILVER RANGE RESOURCES LTD.**
ATTN: JOAN MARIACHER
C/O ARCHER, CATHRO & ASSOCIATES (1981) LIMITED
1016-510 W HASTINGS ST
VANCOUVER BC V6B 1L8

This is the Final Report and supersedes any preliminary report with this certificate number. Results apply to samples as submitted. All pages of this report have been checked and approved for release.

***** See Appendix Page for comments regarding this certificate *****

Signature:

Colin Ramshaw, Vancouver Laboratory Manager

ALS Canada Ltd.
2103 Dollarton Hwy
North Vancouver BC V7H 0A7
Phone: 604 984 0221 Fax: 604 984 0218 www.alsglobal.com

To: **SILVER RANGE RESOURCES LTD.**
C/O ARCHER, CATHRO & ASSOCIATES (1981) LIMITED
1016-510 W HASTINGS ST
VANCOUVER BC V6B 1L8

Finalized Date: 25-JUN-2012
Account: RANSIL

Project: Keg-Main-Group 1

CERTIFICATE OF ANALYSIS WH12131219

Sample Description	Method	WEI-21	Au-AA24	Sn-XRF05	ME-MS61	ME-MS61	ME-MS61	ME-MS61	ME-MS61	ME-MS61	ME-MS61	ME-MS61	ME-MS61	ME-MS61	ME-MS61	ME-MS61
	Analyte	Recvd Wt.	Au	Sn	Ag	Al	As	Ba	Be	Bi	Ca	Cd	Ce	Co	Cr	Cs
	Units	kg	ppm	ppm	ppm	%	ppm	ppm	ppm	ppm	%	ppm	ppm	ppm	ppm	ppm
	LOR	0.02	0.005	5	0.01	0.01	0.2	10	0.05	0.01	0.01	0.02	0.01	0.1	1	0.05
K284087		8.67	<0.005	26	1.23	5.08	18.3	800	1.52	2.63	8.65	5.66	45.1	6.7	107	7.74
K284088		6.21	<0.005	31	0.94	4.79	35	1410	1.25	1.99	13.25	5.77	42.1	6.2	58	8.69
K284089		7.86	<0.005	57	2.49	4.12	39	2550	1.00	6.36	12.35	6.17	39.3	5.1	53	5.21
K284090		7.93	<0.005	126	1.39	4.84	27.6	5090	1.20	3.37	8.93	2.85	42.4	6.0	67	9.85
K284091		7.15	<0.005	462	0.12	5.08	83	2460	1.08	0.34	13.55	3.06	44.3	7.0	52	3.68
K284092		0.24	0.008	176	35.0	4.22	430	790	1.12	128.5	7.27	178.5	41.7	7.5	69	5.91
K284093		8.15	<0.005	279	0.10	4.14	66.5	820	1.22	0.34	9.84	2.24	46.5	6.7	52	4.76
K284094		7.82	<0.005	106	0.04	3.72	51.5	1170	1.06	0.27	7.56	0.83	44.7	5.7	58	4.30
K284095		6.19	<0.005	357	0.37	5.15	201	730	1.19	1.40	13.45	2.22	52.7	7.9	60	6.96
K284096		2.72	<0.005	414	0.36	5.07	182	630	1.07	1.01	14.35	1.45	50.8	8.4	56	5.82
K284097		8.46	<0.005	33	0.12	5.11	29.6	1500	1.39	0.68	5.41	2.15	49.3	7.8	70	8.35
K284098		8.31	<0.005	75	1.91	4.49	35.7	1760	1.15	4.47	6.79	9.13	46.4	5.8	85	12.85
K284099		7.41	<0.005	61	0.78	4.57	23.2	1170	1.22	0.92	6.03	59.0	45.3	8.7	64	8.69
K284100		6.69	<0.005	93	0.41	3.81	28.2	1380	1.07	0.46	7.27	26.0	44.3	5.8	64	9.93
K284101		5.46	<0.005	<5	0.04	0.07	<5	20	0.06	0.05	20.6	0.37	1.50	1.0	<1	0.18
K284102		6.96	<0.005	177	1.24	3.52	44	1050	0.94	2.96	10.40	2.91	41.0	4.1	54	3.83
K284103		7.73	<0.005	268	0.34	4.26	90	1190	1.16	0.83	10.10	3.19	42.7	5.5	70	6.21
K284104		8.28	<0.005	191	0.20	5.04	96.6	1090	1.20	0.46	7.03	1.05	45.8	6.5	71	6.96
K284105		7.79	<0.005	166	0.78	4.41	96.1	380	1.31	0.83	6.76	32.3	47.3	7.5	93	4.33
K284106		7.41	<0.005	<5	<0.01	0.08	<5	20	0.06	0.02	20.4	0.11	1.50	1.1	1	0.18
K284107		8.07	<0.005	355	3.24	4.01	39.8	440	1.08	8.74	9.53	18.15	43.0	4.6	51	2.73
K284108		8.12	<0.005	466	0.39	4.41	127	450	0.67	0.36	13.35	2.27	47.2	6.1	58	3.43
K284109		7.62	<0.005	473	2.46	4.26	44	480	0.86	5.36	11.60	4.41	44.8	5.0	51	3.21
K284110		<0.02	<0.005	478	2.42	4.43	50	490	0.73	5.69	11.80	4.49	41.9	5.2	52	3.35
K284111		7.40	<0.005	433	9.19	3.94	58	340	0.88	20.1	11.80	18.35	43.1	6.2	53	2.68
K284112		7.70	<0.005	222	13.75	3.55	35.3	620	0.90	29.2	8.27	30.1	39.4	4.4	60	5.63
K284113		8.38	<0.005	117	21.8	5.04	117.0	810	1.14	47.5	6.31	36.0	48.4	8.0	113	5.15
K284114		8.36	0.005	69	15.95	5.40	78.9	640	1.18	36.7	5.69	27.0	49.5	8.5	79	5.03
K284115		8.17	<0.005	115	11.65	5.15	99.8	930	1.22	38.0	7.04	12.80	52.1	8.2	73	3.67
K284116		8.58	<0.005	180	6.85	4.04	103.5	700	0.84	14.70	7.87	25.6	43.9	6.4	68	3.08
K284117		0.24	0.005	164	13.25	4.61	135.5	1470	0.91	48.8	8.03	59.2	45.5	6.4	68	5.24
K284118		8.46	<0.005	525	1.48	5.68	89	480	0.74	2.80	12.10	3.93	49.1	8.4	62	3.33
K284119		8.03	<0.005	82	13.75	5.56	153.5	950	1.18	30.0	6.92	26.9	51.0	8.3	86	4.41
K284120		8.40	<0.005	58	8.47	5.53	136.0	990	1.18	19.05	6.75	15.10	53.2	8.1	79	4.32
K284121		8.45	<0.005	93	9.32	5.58	42.2	770	1.15	19.00	6.66	18.20	54.8	7.7	73	6.76
K284122		8.43	<0.005	106	6.00	4.95	35.0	1050	1.01	11.75	9.66	11.45	49.8	6.1	61	5.03

***** See Appendix Page for comments regarding this certificate *****

ALS Canada Ltd.
2103 Dollarton Hwy
North Vancouver BC V7H 0A7
Phone: 604 984 0221 Fax: 604 984 0218 www.alsglobal.com

To: **SILVER RANGE RESOURCES LTD.**
C/O ARCHER, CATHRO & ASSOCIATES (1981) LIMITED
1016-510 W HASTINGS ST
VANCOUVER BC V6B 1L8

Finalized Date: 25-JUN-2012
Account: RANSIL

Project: Keg-Main-Group 1

CERTIFICATE OF ANALYSIS WH12131219

Sample Description	Method	ME-MS61	ME-MS61	ME-MS61	ME-MS61	ME-MS61	ME-MS61	ME-MS61	ME-MS61	ME-MS61	ME-MS61	ME-MS61	ME-MS61	ME-MS61	ME-MS61	ME-MS61
	Analyte	Cu	Fe	Ga	Ge	Hf	In	K	La	Li	Mg	Mn	Mo	Na	Nb	Ni
	Units	ppm	%	ppm	ppm	ppm	ppm	%	ppm	ppm	%	ppm	ppm	%	ppm	ppm
	LOR	0.2	0.01	0.05	0.05	0.1	0.005	0.01	0.5	0.2	0.01	5	0.05	0.01	0.1	0.2
K284087		100.5	2.24	11.00	0.22	1.8	0.079	2.69	28.2	20.2	2.17	447	19.50	0.46	9.3	56.3
K284088		64.1	2.07	10.60	0.15	1.7	0.086	2.61	26.4	24.9	2.51	571	18.70	0.27	8.7	50.1
K284089		83.1	1.97	10.50	0.15	1.6	0.130	1.56	24.9	34.2	2.05	665	22.3	0.09	7.6	34.9
K284090		80.5	2.15	11.30	0.13	1.9	0.079	2.09	25.5	34.7	2.62	1120	6.77	0.22	9.5	41.2
K284091		52.5	2.43	13.40	0.12	1.9	0.234	0.97	26.9	68.7	2.50	1860	5.51	0.11	9.1	43.5
K284092		1110	5.37	10.55	0.30	1.4	9.31	1.69	23.1	34.5	2.22	1960	12.00	0.20	8.1	44.4
K284093		41.6	2.14	10.50	0.09	1.9	0.169	1.29	27.4	79.0	2.16	1690	4.76	0.14	9.7	36.4
K284094		38.2	2.10	8.52	0.10	1.9	0.060	1.58	27.0	62.7	2.64	1180	9.41	0.21	9.4	42.0
K284095		75.1	2.57	14.70	0.13	2.3	0.168	1.45	31.5	96.2	2.68	2000	7.50	0.08	10.4	56.1
K284096		74.1	2.45	14.75	0.12	2.3	0.132	1.27	30.2	84.7	2.47	2040	6.97	0.08	10.3	54.8
K284097		92.6	2.25	12.10	0.14	2.0	0.079	2.58	30.0	37.8	2.58	700	7.66	0.42	9.6	66.0
K284098		112.5	2.03	10.05	0.14	2.0	0.206	2.13	30.7	38.5	2.03	773	44.7	0.28	9.1	66.1
K284099		377	3.05	10.65	0.16	1.8	1.355	1.91	28.0	43.2	2.25	813	7.43	0.23	8.4	54.1
K284100		281	2.23	9.05	0.11	1.8	0.527	1.09	27.7	39.4	2.55	1200	5.57	0.11	8.6	46.8
K284101		3.7	0.46	0.15	0.05	<0.1	0.011	0.03	0.7	1.2	13.10	198	0.16	0.01	0.3	0.9
K284102		37.9	1.97	8.40	0.11	1.5	0.130	0.72	24.1	62.4	2.49	1380	6.61	0.08	7.1	32.0
K284103		45.2	2.36	10.65	0.11	1.9	0.146	1.19	26.6	63.1	2.50	1720	18.70	0.11	8.9	48.2
K284104		68.2	1.84	11.90	0.10	2.2	0.071	1.79	27.5	63.3	2.06	1110	10.25	0.21	10.4	66.9
K284105		370	2.36	11.00	0.12	2.2	0.799	1.03	28.7	64.7	2.15	1500	36.7	0.18	10.1	70.8
K284106		2.9	0.43	0.20	0.07	<0.1	0.005	0.04	0.7	1.4	12.95	206	0.18	0.01	0.4	1.0
K284107		89.1	2.05	9.71	0.12	1.8	0.412	0.72	26.6	49.5	2.11	2250	14.25	0.13	8.6	35.9
K284108		40.7	2.53	12.20	0.12	2.1	0.177	1.35	29.0	70.1	2.33	1960	9.48	0.05	9.6	47.8
K284109		60.2	2.43	11.90	0.13	1.8	0.182	1.32	26.3	68.4	1.90	1860	14.80	0.06	8.4	42.9
K284110		60.2	2.45	11.75	0.11	1.8	0.188	1.37	26.6	67.1	1.93	1890	15.25	0.06	8.2	43.1
K284111		618	2.48	11.25	0.15	2.0	0.499	0.85	25.8	51.7	2.22	2150	14.30	0.05	9.4	45.7
K284112		222	1.87	7.83	0.16	1.6	0.425	1.22	23.8	38.0	1.48	1760	39.2	0.12	7.3	46.7
K284113		791	2.43	12.50	0.28	1.9	0.476	2.21	28.4	28.4	1.96	974	66.5	0.41	9.7	80.5
K284114		370	2.56	14.25	0.28	2.0	0.352	2.49	27.2	29.2	2.44	849	7.54	0.56	10.2	69.4
K284115		541	2.26	12.60	0.19	2.1	0.269	2.22	29.8	26.8	2.36	1280	27.7	0.37	10.8	65.2
K284116		194.0	1.89	10.50	0.16	1.7	0.368	1.49	24.6	54.1	2.13	1140	20.3	0.25	9.7	47.4
K284117		782	3.52	11.60	0.19	1.4	2.40	1.85	24.2	31.7	2.23	1790	14.55	0.24	9.2	45.3
K284118		133.5	2.21	13.25	0.11	2.1	0.043	1.53	28.4	43.6	2.42	2320	6.82	0.26	10.3	52.9
K284119		715	2.32	13.60	0.24	2.1	0.344	2.83	28.7	34.9	2.39	825	19.95	0.44	10.9	73.2
K284120		412	2.27	13.85	0.21	2.0	0.212	2.49	29.4	26.0	2.77	868	7.09	0.48	10.3	63.5
K284121		313	2.47	13.95	0.24	2.0	0.181	2.56	29.4	23.7	2.19	946	9.30	0.65	11.0	48.0
K284122		278	2.29	11.35	0.18	1.8	0.134	2.02	28.5	35.0	2.74	1540	5.19	0.32	10.1	38.7

***** See Appendix Page for comments regarding this certificate *****

ALS Canada Ltd.
2103 Dollarton Hwy
North Vancouver BC V7H 0A7
Phone: 604 984 0221 Fax: 604 984 0218 www.alsglobal.com

To: **SILVER RANGE RESOURCES LTD.**
C/O ARCHER, CATHRO & ASSOCIATES (1981) LIMITED
1016-510 W HASTINGS ST
VANCOUVER BC V6B 1L8

Finalized Date: 25-JUN-2012
Account: RANSIL

Project: Keg-Main-Group 1

CERTIFICATE OF ANALYSIS WH12131219

Sample Description	Method	ME-MS61	ME-MS61	ME-MS61	ME-MS61	ME-MS61	ME-MS61	ME-MS61	ME-MS61	ME-MS61	ME-MS61	ME-MS61	ME-MS61	ME-MS61	ME-MS61	ME-MS61
	Analyte	P	Pb	Rb	Re	S	Sb	Sc	Se	Sn	Sr	Ta	Te	Th	Ti	Tl
	Units	ppm	ppm	ppm	ppm	%	ppm	ppm	ppm	ppm	ppm	ppm	ppm	ppm	%	ppm
	LOR	10	0.5	0.1	0.002	0.01	0.05	0.1	1	0.2	0.2	0.05	0.05	0.2	0.005	0.02
K284087		2300	135.0	129.0	0.032	0.75	4.88	8.9	18	22.5	319	0.65	0.06	7.2	0.291	1.38
K284088		2330	117.0	124.5	0.027	0.47	5.72	8.4	9	27.4	337	0.61	0.05	6.9	0.272	1.34
K284089		2170	250	76.1	0.018	0.27	8.31	6.9	9	56.0	304	0.55	0.07	6.0	0.242	0.89
K284090		1690	98.6	107.0	0.016	0.44	5.67	8.4	7	118.5	366	0.69	0.06	7.4	0.313	1.26
K284091		1710	7.7	63.9	0.009	0.38	12.40	7.9	4	408	287	0.63	<0.05	6.5	0.273	0.67
K284092		1200	2700	78.7	0.020	2.76	11.45	7.4	51	141.5	194.0	0.59	0.49	6.1	0.254	0.87
K284093		1640	15.5	76.6	0.007	0.43	749	7.8	4	264	181.0	0.72	<0.05	7.2	0.313	0.72
K284094		1710	7.1	83.0	0.015	0.44	5.77	7.4	4	102.5	200	0.72	<0.05	7.1	0.300	0.85
K284095		2110	53.8	114.5	0.014	0.48	35.2	9.8	6	310	187.0	0.77	<0.05	8.1	0.319	0.96
K284096		2020	40.0	99.1	0.012	0.43	27.0	9.0	5	362	174.0	0.72	<0.05	7.7	0.305	0.80
K284097		1710	9.6	129.5	0.013	0.93	5.36	9.6	10	32.4	236	0.68	<0.05	7.8	0.304	1.35
K284098		3380	145.5	100.5	0.026	0.74	4.97	7.6	9	73.8	235	0.68	0.06	7.1	0.290	1.14
K284099		2720	28.6	98.5	0.013	1.58	6.90	7.8	12	50.1	294	0.61	0.05	7.2	0.274	1.24
K284100		2640	11.0	62.5	0.015	0.54	6.81	7.3	6	83.8	276	0.64	<0.05	6.8	0.273	0.63
K284101		220	1.6	1.6	<0.002	0.01	0.12	0.3	1	0.3	50.3	<0.05	<0.05	<0.2	<0.005	<0.02
K284102		1920	85.5	43.0	0.018	0.18	7.01	6.5	5	166.0	186.0	0.54	<0.05	5.8	0.234	0.42
K284103		2260	32.9	66.2	0.021	0.25	5.15	8.7	4	238	170.5	0.64	<0.05	7.1	0.283	0.61
K284104		1510	16.4	90.2	0.015	0.40	3.74	10.1	5	171.5	290	0.75	<0.05	8.0	0.323	0.97
K284105		2140	17.8	67.0	0.029	0.77	4.63	8.9	8	142.0	230	0.76	<0.05	8.1	0.327	0.61
K284106		280	1.3	1.7	<0.002	0.01	0.13	0.3	1	0.7	51.7	<0.05	<0.05	<0.2	<0.005	<0.02
K284107		2670	225	44.3	0.014	0.37	4.85	6.3	8	306	159.0	0.63	0.06	6.6	0.275	0.48
K284108		2590	13.2	74.9	0.019	0.22	15.10	8.0	5	387	190.5	0.70	<0.05	7.3	0.304	0.76
K284109		3220	189.0	76.9	0.021	0.24	8.16	6.4	8	385	131.0	0.61	0.05	6.3	0.256	0.74
K284110		3240	201	73.3	0.021	0.25	8.52	6.5	9	393	137.0	0.61	0.05	6.3	0.255	0.72
K284111		2060	718	50.3	0.017	0.26	7.83	7.2	13	396	113.5	0.67	0.10	6.8	0.287	0.59
K284112		2330	1450	63.6	0.016	0.50	4.76	4.9	23	197.0	179.0	0.53	0.14	5.4	0.231	0.71
K284113		2340	2350	107.5	0.040	1.18	3.95	8.8	48	114.5	245	0.67	0.23	7.1	0.296	1.21
K284114		1370	1520	125.5	0.013	1.18	4.51	10.3	40	65.7	222	0.69	0.20	8.0	0.310	1.40
K284115		2460	672	110.0	0.023	0.91	6.60	9.6	20	113.0	249	0.74	0.34	8.1	0.325	1.08
K284116		2700	589	82.8	0.016	0.59	4.96	7.3	14	161.5	211	0.67	0.08	6.8	0.301	0.79
K284117		1120	1020	89.9	0.017	1.08	8.25	7.7	26	145.5	206	0.64	0.25	6.6	0.289	0.83
K284118		2760	120.0	80.2	0.010	0.48	4.21	8.0	7	500	182.0	0.72	<0.05	7.5	0.313	0.77
K284119		1950	1190	144.0	0.019	1.07	6.06	10.1	29	78.9	268	0.73	0.18	7.9	0.337	1.38
K284120		1540	689	121.0	0.012	0.93	4.63	10.3	22	57.9	266	0.69	0.12	7.9	0.320	1.19
K284121		1600	1135	130.0	0.013	1.10	7.35	10.0	29	98.6	290	0.75	0.12	7.9	0.333	1.33
K284122		2100	791	99.2	0.009	0.71	6.96	8.8	20	103.5	292	0.69	0.07	7.0	0.311	0.94

***** See Appendix Page for comments regarding this certificate *****

ALS Canada Ltd.
2103 Dollarton Hwy
North Vancouver BC V7H 0A7
Phone: 604 984 0221 Fax: 604 984 0218 www.alsglobal.com

To: **SILVER RANGE RESOURCES LTD.**
C/O ARCHER, CATHRO & ASSOCIATES (1981) LIMITED
1016-510 W HASTINGS ST
VANCOUVER BC V6B 1L8

Finalized Date: 25-JUN-2012
Account: RANSIL

Project: Keg-Main-Group 1

CERTIFICATE OF ANALYSIS WH12131219

Sample Description	Method / Analyte / Units / LOR	ME-MS61 U ppm 0.1	ME-MS61 V ppm 1	ME-MS61 W ppm 0.1	ME-MS61 Y ppm 0.1	ME-MS61 Zn ppm 2	ME-MS61 Zr ppm 0.5
K284087		5.6	271	1.2	29.4	412	67.2
K284088		5.2	214	1.1	26.7	418	57.5
K284089		4.6	143	1.5	26.1	447	54.0
K284090		5.4	140	0.9	27.7	246	67.7
K284091		3.8	120	1.6	28.1	197	65.6
K284092		3.4	126	3.2	22.8	8680	46.3
K284093		3.3	109	2.1	28.1	147	63.8
K284094		3.6	132	1.4	28.3	113	62.9
K284095		3.9	160	4.1	34.1	164	76.8
K284096		3.5	148	3.9	33.4	101	76.0
K284097		4.1	148	1.1	33.4	196	73.2
K284098		6.9	390	1.8	35.0	664	68.2
K284099		4.2	130	1.1	31.0	4060	61.1
K284100		3.7	126	1.3	30.4	1850	60.0
K284101		1.0	3	0.1	0.9	37	0.6
K284102		4.0	168	1.5	25.9	273	50.7
K284103		6.4	278	1.7	29.6	235	64.0
K284104		3.9	169	1.5	29.9	80	78.1
K284105		5.1	329	1.7	30.0	2100	77.8
K284106		0.6	4	0.1	1.0	19	0.7
K284107		4.5	168	1.4	27.6	1230	57.9
K284108		4.1	141	2.2	31.1	186	65.3
K284109		4.3	141	1.8	28.7	308	56.7
K284110		4.3	141	1.7	28.7	308	54.6
K284111		3.6	180	1.6	27.4	1360	63.8
K284112		4.3	350	1.5	27.8	1900	56.4
K284113		6.5	531	1.6	35.8	2210	72.2
K284114		3.6	144	1.2	31.1	1600	74.4
K284115		5.0	241	1.4	36.2	786	76.9
K284116		4.4	187	1.7	29.2	1670	62.4
K284117		3.4	140	2.5	25.4	3250	50.9
K284118		3.5	139	1.6	32.9	333	69.0
K284119		4.7	239	1.4	34.5	1730	77.6
K284120		3.7	148	1.1	33.1	999	72.3
K284121		3.6	148	1.3	32.7	1180	75.1
K284122		3.3	121	1.3	32.0	760	64.2

***** See Appendix Page for comments regarding this certificate *****

ALS Canada Ltd.
2103 Dollarton Hwy
North Vancouver BC V7H 0A7
Phone: 604 984 0221 Fax: 604 984 0218 www.alsglobal.com

To: **SILVER RANGE RESOURCES LTD.**
C/O ARCHER, CATHRO & ASSOCIATES (1981) LIMITED
1016-510 W HASTINGS ST
VANCOUVER BC V6B 1L8

Finalized Date: 25-JUN-2012
Account: RANSIL

Project: Keg-Main-Group 1

CERTIFICATE OF ANALYSIS WH12131219

Method	CERTIFICATE COMMENTS
ME-MS61	Interference: Ca>10% on ICP-MS As, ICP-AES results shown.
ME-MS61	REE's may not be totally soluble in this method.

ALS Canada Ltd.
2103 Dollarton Hwy
North Vancouver BC V7H 0A7
Phone: 604 984 0221 Fax: 604 984 0218 www.alsglobal.com

To: **SILVER RANGE RESOURCES LTD.**
C/O ARCHER, CATHRO & ASSOCIATES (1981) LIMITED
1016-510 W HASTINGS ST
VANCOUVER BC V6B 1L8

Finalized Date: 1-JUL-2012
Account: RANSIL

CERTIFICATE WH12131510

Project: Keg-Main-Group 1

P.O. No.: Batch 3

This report is for 36 Drill Core samples submitted to our lab in Whitehorse, YT, Canada on 12-JUN-2012.

The following have access to data associated with this certificate:

MATT DUMALA	JOAN MARIACHER	

SAMPLE PREPARATION

ALS CODE	DESCRIPTION
WEI-21	Received Sample Weight
LOG-22	Sample login - Rcd w/o BarCode
CRU-31	Fine crushing - 70%<2mm
CRU-QC	Crushing QC Test
SPL-21	Split sample - riffle splitter
PUL-QC	Pulverizing QC Test
PUL-31	Pulverize split to 85%<75 um
LOG-22d	Sample login - Rcd w/o BarCode dup
SPL-21d	Split sample - duplicate
PUL-31d	Pulverize Split - duplicate
LOG-23	Pulp Login - Rcvd with Barcode

ANALYTICAL PROCEDURES

ALS CODE	DESCRIPTION	INSTRUMENT
Au-AA24	Au 50g FA AA finish	AAS
ME-OG62	Ore Grade Elements - Four Acid	ICP-AES
Sn-XRF05	Sn-Trace Level XRF Analysis	XRF
ME-MS61	48 element four acid ICP-MS	
Zn-OG62	Ore Grade Zn - Four Acid	VARIABLE

To: **SILVER RANGE RESOURCES LTD.**
ATTN: JOAN MARIACHER
C/O ARCHER, CATHRO & ASSOCIATES (1981) LIMITED
1016-510 W HASTINGS ST
VANCOUVER BC V6B 1L8

This is the Final Report and supersedes any preliminary report with this certificate number. Results apply to samples as submitted. All pages of this report have been checked and approved for release.

***** See Appendix Page for comments regarding this certificate *****

Signature: 

Colin Ramshaw, Vancouver Laboratory Manager

ALS Canada Ltd.
2103 Dollarton Hwy
North Vancouver BC V7H 0A7
Phone: 604 984 0221 Fax: 604 984 0218 www.alsglobal.com

To: **SILVER RANGE RESOURCES LTD.**
C/O ARCHER, CATHRO & ASSOCIATES (1981) LIMITED
1016-510 W HASTINGS ST
VANCOUVER BC V6B 1L8

Finalized Date: 1-JUL-2012
Account: RANSIL

Project: Keg-Main-Group 1

CERTIFICATE OF ANALYSIS WH12131510

Sample Description	Method	WEI-21	Au-AA24	Sn-XRF05	ME-MS61	ME-MS61	ME-MS61	ME-MS61	ME-MS61	ME-MS61	ME-MS61	ME-MS61	ME-MS61	ME-MS61	ME-MS61	ME-MS61
	Analyte	Recvd Wt.	Au	Sn	Ag	Al	As	Ba	Be	Bi	Ca	Cd	Ce	Co	Cr	Cs
	Units	kg	ppm	ppm	ppm	%	ppm	ppm	ppm	ppm	%	ppm	ppm	ppm	ppm	ppm
	LOR	0.02	0.005	5	0.01	0.01	0.2	10	0.05	0.01	0.01	0.02	0.01	0.1	1	0.05
K285901		5.58	<0.005	10	0.48	5.29	13.9	900	1.50	3.65	4.06	7.17	48.8	17.8	85	5.05
K285902		9.47	<0.005	<5	0.34	5.51	9.1	860	1.49	3.66	3.28	2.17	51.1	16.7	87	5.12
K285903		9.04	0.005	9	0.39	4.52	15.7	720	1.37	8.41	3.94	7.71	51.0	18.1	83	3.34
K285904		7.85	0.006	5	0.30	5.13	15.2	1020	1.44	4.52	2.84	0.88	51.0	17.1	91	5.19
K285905		7.83	0.005	13	0.41	5.17	105.5	960	1.48	7.07	2.99	13.20	49.2	16.5	90	6.36
K285906		0.24	0.013	273	23.8	4.37	1250	400	1.05	85.1	8.65	319	41.5	14.7	59	4.50
K285907		8.26	0.005	8	0.46	6.12	19.3	870	1.71	6.79	3.53	1.74	56.9	24.3	106	7.99
K285908		8.11	0.005	8	0.37	5.20	29.4	730	1.49	7.94	3.08	2.27	48.4	16.9	86	8.27
K285909		7.85	0.013	6	0.28	5.74	167.5	1590	1.65	5.77	2.05	0.85	58.7	13.8	86	10.75
K285910		8.00	0.014	6	0.22	5.24	10.2	1640	1.51	3.60	3.25	0.32	52.1	12.6	82	6.06
K285911		3.46	0.014	7	0.20	5.46	17.8	1870	1.52	3.62	3.28	0.27	53.1	12.7	88	6.20
K285912		7.45	0.014	9	0.24	5.40	20.1	1860	1.51	5.35	3.26	2.70	49.5	11.2	97	7.47
K285913		8.33	0.012	13	0.30	5.18	6.3	550	1.41	13.35	4.94	8.11	45.1	10.0	67	2.71
K285914		8.43	0.023	17	0.37	4.82	17.5	340	1.39	19.55	5.31	2.08	47.6	9.0	58	2.78
K285915		8.79	0.015	14	0.46	4.72	12.7	280	1.31	22.6	5.51	4.65	38.5	9.4	95	2.54
K285916		8.51	0.012	11	0.35	4.60	8.2	480	1.22	17.50	6.45	18.25	42.3	7.3	93	5.64
K285917		5.56	<0.005	<5	0.03	0.10	<5	30	0.07	0.25	22.1	0.10	1.36	1.3	2	0.17
K285918		8.37	0.017	18	0.38	4.72	13.0	840	1.24	23.6	6.63	14.70	40.3	7.0	76	5.40
K285919		8.15	0.038	30	0.40	5.17	16.0	620	1.46	39.0	7.16	3.80	42.0	8.8	80	8.27
K285920		8.45	0.064	31	0.36	4.59	13.7	390	1.00	61.3	8.99	3.67	39.8	6.8	68	5.22
K285921		6.57	<0.005	<5	0.03	0.08	<5	30	0.06	0.64	22.2	0.07	1.37	1.2	3	0.17
K285922		8.11	0.029	26	0.30	4.48	11.9	440	1.25	27.1	7.01	0.43	35.9	6.5	67	4.07
K285923		7.74	0.017	28	0.34	4.76	7.0	570	1.19	21.7	8.13	0.46	34.5	6.5	72	5.72
K285924		8.12	0.089	29	0.43	5.16	44.6	390	1.24	66.8	6.76	1.19	42.6	7.2	74	6.11
K285925		8.41	0.018	17	0.33	4.45	5.7	340	1.20	18.60	6.18	7.97	41.2	7.3	84	4.44
K285926		8.01	0.017	15	0.44	4.38	10.7	280	1.31	22.6	7.04	6.33	43.6	9.6	84	3.21
K285927		<0.02	0.018	16	0.44	3.97	15.5	660	1.27	20.4	6.40	6.06	42.3	8.2	72	2.96
K285928		8.44	0.015	13	0.28	4.95	65.0	1670	1.70	10.45	3.58	1.61	58.0	9.6	87	7.00
K285929		8.18	0.014	8	0.31	5.30	10.2	810	1.75	6.66	3.26	0.52	57.5	11.9	83	6.92
K285930		8.66	0.005	7	0.26	5.35	5.7	1260	1.84	4.15	2.30	0.75	53.1	12.2	91	9.38
K285931		8.35	0.016	12	0.48	4.66	8.7	580	1.63	16.60	3.23	2.20	46.5	15.2	85	6.53
K285932		0.24	0.008	167	13.60	4.40	135.0	1450	1.21	50.4	8.00	59.6	46.2	6.8	66	5.81
K285933		8.50	0.008	10	0.56	5.34	10.8	520	1.69	8.00	3.10	1.43	50.7	18.3	92	8.47
K285934		8.64	0.008	14	0.47	4.77	14.2	230	1.58	13.50	5.07	4.19	49.7	18.4	94	3.92
K285935		8.13	<0.005	10	0.34	6.15	10.9	510	1.88	7.92	2.75	1.60	58.7	16.3	68	9.57
K285936		8.66	<0.005	14	0.29	6.15	7.9	510	2.05	6.12	2.71	1.29	55.9	18.9	64	9.39

***** See Appendix Page for comments regarding this certificate *****

ALS Canada Ltd.
2103 Dollarton Hwy
North Vancouver BC V7H 0A7
Phone: 604 984 0221 Fax: 604 984 0218 www.alsglobal.com

To: **SILVER RANGE RESOURCES LTD.**
C/O ARCHER, CATHRO & ASSOCIATES (1981) LIMITED
1016-510 W HASTINGS ST
VANCOUVER BC V6B 1L8

Finalized Date: 1-JUL-2012
Account: RANSIL

Project: Keg-Main-Group 1

CERTIFICATE OF ANALYSIS WH12131510

Sample Description	Method	ME-MS61	ME-MS61	ME-MS61	ME-MS61	ME-MS61	ME-MS61	ME-MS61	ME-MS61	ME-MS61	ME-MS61	ME-MS61	ME-MS61	ME-MS61	ME-MS61	ME-MS61
	Analyte	Cu	Fe	Ga	Ge	Hf	In	K	La	Li	Mg	Mn	Mo	Na	Nb	Ni
	Units	ppm	%	ppm	ppm	ppm	ppm	%	ppm	ppm	%	ppm	ppm	%	ppm	ppm
	LOR	0.2	0.01	0.05	0.05	0.1	0.005	0.01	0.5	0.2	0.01	5	0.05	0.01	0.1	0.2
K285901		154.5	3.30	14.25	0.19	2.0	0.132	2.27	25.8	12.4	2.61	758	20.1	0.58	9.8	78.0
K285902		178.0	3.31	14.20	0.19	2.0	0.050	2.28	27.1	13.4	2.14	585	21.5	0.69	9.8	76.6
K285903		320	3.61	12.50	0.20	1.7	0.185	1.54	28.6	8.9	2.49	556	30.3	0.34	8.0	89.7
K285904		168.0	3.18	13.95	0.19	1.8	0.041	2.34	26.8	16.2	1.91	350	15.25	0.55	9.1	71.5
K285905		216	3.70	13.65	0.20	1.9	0.285	2.37	26.5	15.2	2.03	319	16.85	0.48	9.3	69.7
K285906		1995	6.19	12.55	0.36	1.3	23.8	1.51	22.4	29.8	2.18	2770	15.70	0.18	8.6	50.8
K285907		292	4.21	16.00	0.22	2.0	0.077	2.75	29.6	16.5	2.47	479	7.73	0.54	10.7	89.5
K285908		266	3.70	14.05	0.21	2.0	0.069	2.38	26.0	18.2	2.21	297	32.2	0.35	9.3	88.8
K285909		153.5	3.01	15.95	0.21	2.1	0.042	2.81	30.6	25.1	1.71	189	10.10	0.59	10.6	62.0
K285910		175.0	2.89	14.85	0.22	1.9	0.046	2.23	28.0	14.9	2.38	289	0.92	0.46	9.8	82.3
K285911		172.0	2.86	15.10	0.21	1.9	0.046	2.31	28.5	15.1	2.38	291	0.96	0.47	9.9	84.0
K285912		196.5	2.85	13.20	0.22	1.9	0.070	2.68	27.2	20.2	2.30	269	7.92	0.32	10.2	81.8
K285913		299	3.54	13.05	0.22	1.8	0.304	2.38	22.0	7.2	3.08	423	2.85	0.25	10.5	53.1
K285914		397	3.86	11.45	0.22	1.7	0.097	2.47	23.8	8.2	3.27	436	2.04	0.20	9.5	48.0
K285915		434	4.14	12.10	0.22	1.6	0.192	2.15	21.2	9.4	2.79	376	10.85	0.21	8.5	53.5
K285916		258	3.09	11.20	0.19	1.6	0.653	2.23	23.9	12.9	2.46	466	11.30	0.30	8.6	46.4
K285917		4.0	0.43	0.34	0.14	<0.1	0.005	0.04	0.7	1.2	13.30	194	0.17	0.01	0.3	2.3
K285918		314	3.07	11.55	0.20	1.7	0.559	2.82	21.4	15.3	2.39	503	7.17	0.20	9.5	39.2
K285919		407	3.63	13.00	0.20	1.9	0.188	3.81	22.8	14.3	2.83	548	7.65	0.22	9.4	52.1
K285920		363	3.38	12.65	0.19	1.7	0.209	3.79	19.7	15.4	4.36	764	7.46	0.15	9.1	41.5
K285921		2.9	0.43	0.34	0.17	<0.1	0.005	0.03	0.7	1.1	13.10	198	0.23	0.01	0.3	2.4
K285922		330	2.86	11.80	0.17	1.6	0.055	3.36	17.1	14.4	2.97	554	11.45	0.15	9.2	42.7
K285923		369	3.00	11.85	0.17	1.7	0.061	2.65	16.3	15.4	3.27	619	8.50	0.15	9.5	46.3
K285924		404	3.32	13.00	0.19	1.9	0.076	3.22	22.3	15.0	2.63	500	8.88	0.18	9.6	41.8
K285925		317	3.08	10.50	0.18	1.6	0.283	2.19	22.5	20.2	2.28	461	10.35	0.19	8.4	44.9
K285926		436	3.98	11.15	0.20	1.6	0.230	2.04	25.1	12.5	3.32	425	11.10	0.18	8.4	49.2
K285927		414	3.79	11.60	0.15	1.4	0.205	1.85	23.9	15.3	2.92	383	11.10	0.16	8.1	45.0
K285928		249	2.82	14.10	0.14	2.0	0.057	2.35	31.4	31.9	2.20	223	8.55	0.26	10.7	74.8
K285929		254	2.94	14.85	0.23	1.8	0.033	2.35	31.7	18.0	2.20	194	1.21	0.37	10.1	74.2
K285930		201	2.95	13.90	0.23	1.9	0.028	2.73	28.7	24.7	1.66	140	21.6	0.42	9.4	67.1
K285931		395	4.10	12.40	0.25	1.7	0.075	2.11	26.2	15.1	2.20	246	19.80	0.31	8.7	69.0
K285932		771	3.40	10.85	0.25	1.5	2.59	1.86	25.5	35.9	2.17	1700	14.65	0.23	8.9	46.3
K285933		358	4.02	13.50	0.22	1.7	0.056	2.47	28.0	18.7	2.09	283	12.20	0.39	9.3	80.3
K285934		477	4.57	12.50	0.24	1.9	0.143	1.77	29.6	10.5	3.02	634	27.0	0.26	9.3	89.5
K285935		382	3.93	15.05	0.23	2.1	0.039	2.86	32.1	24.0	1.89	199	42.8	0.47	11.7	65.2
K285936		385	4.22	15.05	0.23	1.8	0.054	2.83	29.9	22.2	1.98	227	16.85	0.43	11.1	52.4

***** See Appendix Page for comments regarding this certificate *****

ALS Canada Ltd.
2103 Dollarton Hwy
North Vancouver BC V7H 0A7
Phone: 604 984 0221 Fax: 604 984 0218 www.alsglobal.com

To: **SILVER RANGE RESOURCES LTD.**
C/O ARCHER, CATHRO & ASSOCIATES (1981) LIMITED
1016-510 W HASTINGS ST
VANCOUVER BC V6B 1L8

Finalized Date: 1-JUL-2012
Account: RANSIL

Project: Keg-Main-Group 1

CERTIFICATE OF ANALYSIS WH12131510

Sample Description	Method	ME-MS61	ME-MS61	ME-MS61	ME-MS61	ME-MS61	ME-MS61	ME-MS61	ME-MS61	ME-MS61	ME-MS61	ME-MS61	ME-MS61	ME-MS61	ME-MS61	ME-MS61
	Analyte	P	Pb	Rb	Re	S	Sb	Sc	Se	Sn	Sr	Ta	Te	Th	Ti	Tl
	Units	ppm	ppm	ppm	ppm	%	ppm	ppm	ppm	ppm	ppm	ppm	ppm	ppm	%	ppm
	LOR	10	0.5	0.1	0.002	0.01	0.05	0.1	1	0.2	0.2	0.05	0.05	0.2	0.005	0.02
K285901		1740	47.2	110.0	0.037	1.77	1.75	11.6	9	7.8	194.0	0.67	0.11	7.4	0.296	1.16
K285902		1580	10.8	102.5	0.050	1.85	1.26	10.6	8	5.5	181.0	0.72	0.12	7.5	0.310	1.18
K285903		2210	15.8	69.9	0.058	1.94	1.94	10.0	12	7.8	192.5	0.56	0.16	6.1	0.250	0.75
K285904		1440	10.1	110.0	0.039	1.67	1.47	11.5	9	4.8	206	0.67	0.17	7.1	0.285	1.31
K285905		930	16.4	120.5	0.033	2.02	2.33	11.6	10	8.2	217	0.67	0.21	7.3	0.288	1.42
K285906		900	1570	71.4	0.020	3.14	9.41	7.0	62	246	170.5	0.61	0.55	5.7	0.271	0.65
K285907		1410	13.2	146.0	0.017	2.22	2.11	14.0	11	6.9	252	0.72	0.21	8.0	0.337	1.73
K285908		970	11.7	138.0	0.069	1.95	2.67	11.9	12	6.3	215	0.67	0.23	7.4	0.287	1.55
K285909		720	8.3	173.5	0.024	1.24	1.61	13.4	9	4.5	188.5	0.77	0.35	8.7	0.325	2.15
K285910		740	7.2	122.0	0.006	1.21	1.43	12.4	9	4.4	197.0	0.70	0.19	7.8	0.305	1.36
K285911		740	6.5	125.5	0.007	1.17	1.41	12.6	8	4.6	206	0.71	0.18	8.2	0.313	1.44
K285912		1470	7.5	135.5	0.016	1.15	3.04	12.0	15	5.5	224	0.73	0.16	8.1	0.324	1.39
K285913		930	7.3	88.6	0.008	1.70	2.33	10.1	13	9.6	253	0.75	0.33	7.4	0.321	0.79
K285914		970	8.4	89.3	0.007	1.85	2.97	9.0	15	11.1	204	0.69	0.42	7.0	0.301	0.81
K285915		3630	7.5	77.5	0.016	2.15	1.77	8.8	17	9.6	203	0.60	0.39	6.0	0.271	0.66
K285916		3550	5.1	79.6	0.015	1.60	1.75	8.3	14	8.6	184.0	0.64	0.30	6.4	0.283	0.59
K285917		260	1.5	1.5	<0.002	0.01	0.06	0.3	1	<0.2	45.2	<0.05	<0.05	<0.2	<0.005	<0.02
K285918		3130	5.7	100.5	0.010	1.46	3.69	8.2	13	10.7	226	0.69	0.31	6.7	0.314	0.75
K285919		3830	7.2	142.0	0.011	1.84	1.91	8.6	15	21.7	213	0.70	0.44	7.1	0.309	1.09
K285920		3880	7.0	147.0	0.010	1.41	2.66	8.5	12	22.3	177.0	0.66	0.66	5.9	0.294	1.12
K285921		240	1.3	1.6	<0.002	0.01	<0.05	0.3	2	<0.2	46.8	<0.05	<0.05	<0.2	<0.005	0.02
K285922		2820	5.0	129.5	0.012	1.39	2.76	7.4	11	21.1	211	0.67	0.51	6.1	0.289	0.99
K285923		3410	7.2	103.0	0.011	1.36	6.50	8.5	12	19.5	244	0.69	0.48	6.7	0.305	0.83
K285924		3510	10.7	125.0	0.012	1.73	6.10	8.9	14	20.5	258	0.71	1.47	6.8	0.303	0.98
K285925		3510	5.6	81.9	0.014	1.64	5.68	8.1	15	11.0	226	0.62	0.35	6.1	0.272	0.65
K285926		3720	8.3	76.5	0.016	2.23	8.25	8.5	17	11.9	181.0	0.60	0.42	6.2	0.262	0.65
K285927		3330	6.5	81.4	0.015	2.04	6.50	8.9	17	10.5	174.5	0.50	0.37	5.2	0.240	0.59
K285928		1370	7.6	145.0	0.015	1.36	3.50	12.2	14	7.7	226	0.67	0.32	7.1	0.299	1.22
K285929		890	7.4	132.5	0.007	1.42	1.67	13.3	9	6.1	236	0.71	0.19	9.0	0.318	1.41
K285930		1080	8.9	156.0	0.039	1.41	1.17	12.9	9	5.0	215	0.72	0.15	8.4	0.298	1.97
K285931		900	10.9	110.0	0.037	2.15	1.83	11.7	12	8.4	212	0.65	0.40	7.0	0.277	1.31
K285932		1150	1020	87.2	0.016	1.06	8.27	8.3	25	144.5	213	0.68	0.24	7.2	0.278	0.91
K285933		1420	12.1	131.0	0.026	2.02	1.88	12.3	11	5.8	207	0.72	0.19	7.7	0.290	1.63
K285934		2760	10.1	82.7	0.056	2.42	1.69	11.4	14	9.2	245	0.70	0.28	7.5	0.278	0.93
K285935		1540	8.9	171.5	0.043	1.87	0.97	12.9	9	5.0	236	0.87	0.12	9.1	0.355	2.19
K285936		1240	8.4	170.0	0.013	2.15	1.25	12.7	10	7.3	252	0.82	0.12	9.0	0.331	2.19

***** See Appendix Page for comments regarding this certificate *****

ALS Canada Ltd.
2103 Dollarton Hwy
North Vancouver BC V7H 0A7
Phone: 604 984 0221 Fax: 604 984 0218 www.alsglobal.com

To: **SILVER RANGE RESOURCES LTD.**
C/O ARCHER, CATHRO & ASSOCIATES (1981) LIMITED
1016-510 W HASTINGS ST
VANCOUVER BC V6B 1L8

Finalized Date: 1-JUL-2012
Account: RANSIL

Project: Keg-Main-Group 1

CERTIFICATE OF ANALYSIS WH12131510

Sample Description	Method	ME-MS61	ME-MS61	ME-MS61	ME-MS61	ME-MS61	ME-MS61	Zn-OG62
	Analyte	U	V	W	Y	Zn	Zr	Zn
	Units	ppm	ppm	ppm	ppm	ppm	ppm	%
	LOR	0.1	1	0.1	0.1	2	0.5	0.001
K285901		7.6	277	2.1	33.5	455	74.0	
K285902		8.6	284	1.8	33.9	192	71.6	
K285903		11.1	450	1.9	40.6	565	67.7	
K285904		5.2	259	1.7	33.2	92	63.5	
K285905		5.2	249	1.8	30.8	864	64.7	
K285906		3.2	115	5.5	23.6	>10000	36.9	1.460
K285907		4.7	255	1.8	36.3	151	72.4	
K285908		6.5	450	1.9	31.6	202	70.6	
K285909		3.9	213	1.7	29.2	112	69.4	
K285910		2.4	97	1.4	32.2	60	62.2	
K285911		2.4	102	1.5	33.2	60	63.6	
K285912		3.4	186	1.6	32.9	255	66.2	
K285913		2.5	104	2.2	28.6	526	54.6	
K285914		2.4	90	2.5	27.2	156	52.2	
K285915		4.1	170	3.0	31.6	328	53.9	
K285916		4.0	159	2.4	31.0	1310	51.8	
K285917		0.5	3	0.1	0.9	19	0.5	
K285918		3.6	126	2.2	31.3	890	52.6	
K285919		4.2	145	4.0	34.7	267	58.7	
K285920		3.2	134	2.4	31.6	254	53.7	
K285921		0.5	3	0.1	1.0	14	0.7	
K285922		3.7	155	2.3	30.0	54	51.3	
K285923		4.0	144	1.8	31.6	56	54.9	
K285924		3.7	147	3.9	34.3	87	59.9	
K285925		4.0	144	2.2	30.8	474	51.4	
K285926		4.0	164	1.9	31.6	421	52.1	
K285927		3.5	147	1.8	30.9	373	57.6	
K285928		3.4	167	1.8	36.3	110	79.5	
K285929		2.6	95	1.7	32.5	66	69.9	
K285930		7.0	341	1.7	29.8	76	75.7	
K285931		6.0	276	3.7	30.7	167	66.7	
K285932		3.9	136	2.9	26.6	3140	51.0	
K285933		6.2	293	1.7	32.5	115	68.6	
K285934		9.0	517	4.3	37.7	280	76.6	
K285935		8.8	385	2.7	34.1	141	82.3	
K285936		5.1	217	1.6	28.7	114	67.5	

***** See Appendix Page for comments regarding this certificate *****

ALS Canada Ltd.
2103 Dollarton Hwy
North Vancouver BC V7H 0A7
Phone: 604 984 0221 Fax: 604 984 0218 www.alsglobal.com

To: **SILVER RANGE RESOURCES LTD.**
C/O ARCHER, CATHRO & ASSOCIATES (1981) LIMITED
1016-510 W HASTINGS ST
VANCOUVER BC V6B 1L8

Project: Keg-Main-Group 1

Finalized Date: 1-JUL-2012
Account: RANSIL

CERTIFICATE OF ANALYSIS WH12131510

Method	CERTIFICATE COMMENTS
ME-MS61	Interference: Ca>10% on ICP-MS As, ICP-AES results shown.
ME-MS61	REE's may not be totally soluble in this method.

ALS Canada Ltd.

2103 Dollarton Hwy
North Vancouver BC V7H 0A7
Phone: 604 984 0221 Fax: 604 984 0218 www.alsglobal.com

To: **SILVER RANGE RESOURCES LTD.**
C/O ARCHER, CATHRO & ASSOCIATES (1981) LIMITED
1016-510 W HASTINGS ST
VANCOUVER BC V6B 1L8

Finalized Date: 27-JUN-2012
Account: RANSIL

CERTIFICATE WH12131511

Project: Keg-Main-Group 1

P.O. No.: Batch 5

This report is for 36 Drill Core samples submitted to our lab in Whitehorse, YT, Canada on 12-JUN-2012.

The following have access to data associated with this certificate:

MATT DUMALA	JOAN MARIACHER	

SAMPLE PREPARATION

ALS CODE	DESCRIPTION
WEI-21	Received Sample Weight
LOG-22	Sample login - Rcd w/o BarCode
CRU-31	Fine crushing - 70%<2mm
CRU-QC	Crushing QC Test
SPL-21	Split sample - riffle splitter
PUL-QC	Pulverizing QC Test
PUL-31	Pulverize split to 85%<75 um
LOG-22d	Sample login - Rcd w/o BarCode dup
SPL-21d	Split sample - duplicate
PUL-31d	Pulverize Split - duplicate
LOG-23	Pulp Login - Rcvd with Barcode

ANALYTICAL PROCEDURES

ALS CODE	DESCRIPTION	INSTRUMENT
Au-AA24	Au 50g FA AA finish	AAS
ME-OG62	Ore Grade Elements - Four Acid	ICP-AES
ME-MS61	48 element four acid ICP-MS	
Ag-OG62	Ore Grade Ag - Four Acid	VARIABLE
Pb-OG62	Ore Grade Pb - Four Acid	VARIABLE
Zn-OG62	Ore Grade Zn - Four Acid	VARIABLE

To: **SILVER RANGE RESOURCES LTD.**
ATTN: JOAN MARIACHER
C/O ARCHER, CATHRO & ASSOCIATES (1981) LIMITED
1016-510 W HASTINGS ST
VANCOUVER BC V6B 1L8

This is the Final Report and supersedes any preliminary report with this certificate number. Results apply to samples as submitted. All pages of this report have been checked and approved for release.

***** See Appendix Page for comments regarding this certificate *****

Signature: 

Colin Ramshaw, Vancouver Laboratory Manager

ALS Canada Ltd.
2103 Dollarton Hwy
North Vancouver BC V7H 0A7
Phone: 604 984 0221 Fax: 604 984 0218 www.alsglobal.com

To: **SILVER RANGE RESOURCES LTD.**
C/O ARCHER, CATHRO & ASSOCIATES (1981) LIMITED
1016-510 W HASTINGS ST
VANCOUVER BC V6B 1L8

Finalized Date: 27-JUN-2012
Account: RANSIL

Project: Keg-Main-Group 1

CERTIFICATE OF ANALYSIS WH12131511

Sample Description	Method	WEI-21	Au-AA24	ME-MS61	ME-MS61	ME-MS61	ME-MS61	ME-MS61	ME-MS61	ME-MS61	ME-MS61	ME-MS61	ME-MS61	ME-MS61	ME-MS61	ME-MS61
	Analyte	Recvd Wt.	Au	Ag	Al	As	Ba	Be	Bi	Ca	Cd	Ce	Co	Cr	Cs	Cu
	Units	kg	ppm	ppm	%	ppm	ppm	ppm	ppm	%	ppm	ppm	ppm	ppm	ppm	ppm
	LOR	0.02	0.005	0.01	0.01	0.2	10	0.05	0.01	0.01	0.02	0.01	0.1	1	0.05	0.2
K284123		8.60	0.009	6.07	5.26	87.3	890	1.55	11.75	8.38	9.58	50.4	7.6	89	6.70	159.0
K284124		8.54	<0.005	4.53	4.21	168	550	0.96	10.55	11.65	12.25	45.1	8.0	72	1.87	101.5
K284125		8.43	<0.005	7.69	4.13	75	470	0.73	18.90	11.45	13.75	40.1	5.6	58	2.22	33.4
K284126		<0.02	<0.005	7.03	4.16	80	450	0.67	17.25	11.40	14.05	40.0	5.5	56	2.14	33.7
K284127		8.86	<0.005	5.15	4.83	65.3	750	1.15	12.70	8.20	8.11	46.9	7.0	86	4.24	160.0
K284128		7.34	<0.005	9.04	4.24	124	1100	0.78	14.85	10.20	29.9	42.9	7.0	60	3.59	1735
K284129		6.85	<0.005	4.56	3.55	47.8	1230	0.81	11.25	9.59	7.94	38.2	4.9	45	3.09	117.0
K284130		7.93	<0.005	0.83	3.94	46	760	0.90	1.54	10.30	3.02	40.1	5.5	49	2.78	65.9
K284131		7.35	<0.005	0.03	0.08	5	20	0.07	0.04	25.2	0.10	1.48	1.6	1	0.22	2.8
K284132		8.55	<0.005	11.95	3.89	42	490	0.96	30.6	10.75	10.20	42.7	4.9	41	4.22	49.3
K284133		8.38	<0.005	0.65	5.09	29.3	950	1.29	0.80	8.08	0.97	47.9	6.7	58	6.75	235
K284134		8.17	<0.005	1.40	5.37	64.0	610	1.45	3.08	7.61	2.92	50.9	7.4	61	7.82	144.5
K284135		3.62	<0.005	0.71	5.48	61.8	660	1.33	1.31	7.65	2.45	51.2	7.0	60	7.67	118.0
K284136		7.10	<0.005	1.22	4.31	42	320	0.72	1.89	11.15	24.7	37.8	4.8	36	1.52	235
K284137		7.81	<0.005	1.98	3.55	6120	280	0.85	4.60	11.20	3.70	49.0	20.8	56	3.00	123.0
K284138		7.71	0.063	36.6	3.98	2880	180	1.20	77.8	12.70	125.0	49.6	8.5	74	6.48	1130
K284139		7.68	<0.005	26.5	4.17	72	310	1.04	62.4	10.80	21.6	46.0	5.2	56	5.30	321
K284140		6.54	<0.005	0.13	0.09	7	20	0.07	0.35	21.2	0.32	1.48	1.2	1	0.21	4.7
K284141		7.30	<0.005	7.32	4.82	25.9	830	1.18	17.40	7.23	28.0	45.0	5.5	57	6.70	607
K284142		7.85	<0.005	0.73	4.71	41.1	720	1.41	1.45	6.36	1.12	45.9	7.0	73	5.86	118.5
K284143		7.49	<0.005	60.8	4.06	71	190	0.73	139.5	12.00	119.0	37.7	4.9	46	8.93	404
K284144		0.23	0.015	21.1	4.04	1180	320	1.02	88.9	8.13	297	42.0	12.1	56	4.63	1870
K284145		8.35	<0.005	58.3	3.66	58	60	0.86	148.0	11.35	102.5	38.7	4.0	39	0.97	265
K284146		7.63	<0.005	4.29	3.65	41	200	0.87	12.30	10.70	3.70	36.5	2.9	33	3.37	70.0
K284147		7.17	<0.005	68.0	4.34	88	340	1.13	169.0	11.15	119.0	42.4	6.1	59	2.64	1970
K284148		3.57	<0.005	19.90	3.91	76	170	1.06	54.1	10.80	69.9	42.6	5.2	62	2.64	358
K284149		7.39	<0.005	17.65	4.29	38	310	1.02	47.0	10.80	24.7	43.7	5.9	57	11.30	124.5
K284150		2.93	0.034	>100	3.23	25	20	0.81	1270	11.85	864	28.5	7.3	28	0.73	1420
K284151		0.22	0.009	36.3	4.12	428	520	0.91	140.5	7.37	177.5	38.6	8.7	69	5.40	1080
K284152		5.97	<0.005	11.30	4.54	41.7	500	1.11	33.8	9.04	71.3	43.1	5.7	59	4.20	557
K284153		8.70	0.007	18.20	4.25	51.1	430	1.11	151.5	6.63	189.0	45.7	6.0	48	3.45	1515
K284154		8.46	0.020	3.54	4.54	862	1120	1.09	27.2	7.83	58.4	47.0	5.5	64	8.64	365
K284155		8.61	<0.005	2.92	4.85	9.3	730	1.29	25.6	7.03	45.7	44.9	7.5	72	5.16	279
K284156		7.99	<0.005	1.95	5.12	24.6	960	1.26	19.05	6.30	41.5	54.7	8.2	63	6.06	610
K284157		8.55	<0.005	1.35	5.03	62.3	880	1.27	4.21	6.33	4.44	48.7	7.7	59	5.85	172.5
K284158		8.22	<0.005	0.96	5.26	26.3	660	1.36	3.23	9.15	4.46	52.5	9.0	66	7.42	99.4

***** See Appendix Page for comments regarding this certificate *****

ALS Canada Ltd.
2103 Dollarton Hwy
North Vancouver BC V7H 0A7
Phone: 604 984 0221 Fax: 604 984 0218 www.alsglobal.com

To: **SILVER RANGE RESOURCES LTD.**
C/O ARCHER, CATHRO & ASSOCIATES (1981) LIMITED
1016-510 W HASTINGS ST
VANCOUVER BC V6B 1L8

Finalized Date: 27-JUN-2012
Account: RANSIL

Project: Keg-Main-Group 1

CERTIFICATE OF ANALYSIS WH12131511

Sample Description	Method	ME-MS61	ME-MS61	ME-MS61	ME-MS61	ME-MS61	ME-MS61	ME-MS61	ME-MS61	ME-MS61	ME-MS61	ME-MS61	ME-MS61	ME-MS61	ME-MS61	ME-MS61
	Analyte	Fe	Ga	Ge	Hf	In	K	La	Li	Mg	Mn	Mo	Na	Nb	Ni	P
	Units	%	ppm	ppm	ppm	ppm	%	ppm	ppm	%	ppm	ppm	%	ppm	ppm	ppm
	LOR	0.01	0.05	0.05	0.1	0.005	0.01	0.5	0.2	0.01	5	0.05	0.01	0.1	0.2	10
K284123		2.38	12.55	0.28	2.0	0.120	2.63	28.6	43.7	2.44	1180	8.90	0.48	9.6	47.0	2260
K284124		2.13	10.95	0.17	1.7	0.241	0.77	27.2	42.0	1.88	2120	46.2	0.08	8.4	60.8	2570
K284125		2.13	10.65	0.16	1.7	0.284	0.83	22.9	40.4	1.76	2220	32.0	0.06	7.7	46.9	3310
K284126		2.13	10.55	0.17	1.7	0.320	0.85	22.9	39.2	1.72	2230	31.7	0.06	7.7	46.0	3280
K284127		2.35	11.35	0.22	1.7	0.154	2.36	26.9	51.7	2.49	1110	13.80	0.31	8.8	50.6	1870
K284128		2.89	9.56	0.18	1.6	0.894	1.96	23.6	47.1	1.98	1400	10.15	0.08	8.8	37.4	1240
K284129		1.52	7.29	0.15	1.3	0.145	2.02	21.2	38.4	2.68	849	5.74	0.10	6.6	28.8	1050
K284130		1.79	8.52	0.18	1.3	0.060	1.57	21.6	26.1	2.35	853	7.16	0.11	6.8	32.6	1170
K284131		0.56	0.32	0.23	<0.1	0.006	0.03	0.7	1.2	15.15	264	0.23	<0.01	0.3	4.5	210
K284132		2.16	9.27	0.23	1.4	0.218	1.02	24.1	46.2	2.95	2090	3.50	0.13	7.7	30.8	680
K284133		2.10	11.50	0.17	1.9	0.056	2.43	24.9	26.1	2.85	1180	3.70	0.31	9.7	48.4	730
K284134		1.88	11.95	0.17	1.9	0.071	2.15	26.5	32.3	2.75	936	2.52	0.31	10.1	48.1	700
K284135		1.90	11.70	0.17	1.9	0.070	2.23	26.6	27.2	2.85	855	2.50	0.32	9.8	47.2	730
K284136		2.95	11.55	0.15	1.3	0.414	0.92	20.5	46.1	2.66	3650	2.71	0.09	7.8	33.4	610
K284137		3.22	9.17	0.19	1.7	0.153	0.81	25.9	48.2	2.25	2960	7.41	0.08	8.9	52.7	890
K284138		3.75	10.00	0.44	1.8	1.670	0.95	28.9	56.0	1.42	3560	23.2	0.03	9.1	45.3	2230
K284139		3.04	9.71	0.27	1.5	0.272	1.01	26.2	63.6	2.09	4480	11.25	0.05	8.2	44.3	1830
K284140		0.40	0.34	0.23	<0.1	0.008	0.04	0.7	1.5	12.60	199	0.23	0.01	0.4	3.6	230
K284141		2.08	10.90	0.18	1.7	0.383	0.98	23.5	61.8	2.38	1510	5.10	0.22	9.0	38.7	950
K284142		2.19	11.35	0.16	1.7	0.027	1.14	25.9	49.2	2.39	1140	1.77	0.19	8.0	47.6	630
K284143		2.91	11.10	0.46	1.3	0.830	0.36	21.8	41.0	2.41	3900	1.69	0.10	6.8	37.0	900
K284144		5.81	10.55	0.31	1.1	23.7	1.40	22.7	25.8	2.03	2610	15.25	0.17	7.9	44.5	850
K284145		3.71	11.00	0.36	1.2	1.250	0.09	21.3	40.1	2.67	4460	2.08	0.05	7.3	23.4	810
K284146		1.85	8.57	0.13	1.2	0.088	0.59	18.5	42.9	1.74	2510	1.59	0.11	6.6	23.7	730
K284147		3.52	10.15	0.45	1.5	2.14	0.96	23.5	57.2	3.31	2910	4.41	0.15	7.7	43.4	1190
K284148		3.81	10.35	0.29	1.5	1.105	0.47	24.6	71.8	3.50	3610	4.71	0.14	7.8	56.4	1320
K284149		2.81	10.35	0.18	1.8	0.388	1.13	24.7	35.6	3.72	2250	5.93	0.19	8.3	56.5	1370
K284150		5.10	10.40	2.15	0.9	13.00	0.04	14.7	15.1	2.32	4650	2.96	0.02	3.6	20.0	1560
K284151		5.42	11.95	0.29	1.4	8.73	1.67	21.3	27.6	2.20	1890	12.90	0.20	8.0	49.9	1170
K284152		3.22	11.05	0.15	1.8	2.55	1.36	23.7	48.8	2.53	1900	5.97	0.14	9.0	50.1	1110
K284153		4.47	11.50	0.26	1.7	5.00	1.19	24.5	49.5	2.21	1060	2.83	0.19	8.2	36.7	810
K284154		3.31	11.45	0.16	1.8	1.915	1.99	25.0	29.4	2.83	891	3.80	0.27	9.3	44.5	1290
K284155		2.98	12.15	0.16	1.8	1.590	2.07	23.5	27.7	2.83	614	3.53	0.31	8.7	51.9	1130
K284156		2.91	12.25	0.16	2.1	2.04	2.62	27.1	33.7	2.89	612	2.19	0.28	9.5	49.0	990
K284157		2.21	10.40	0.13	1.9	0.140	2.33	23.6	33.0	2.78	515	6.73	0.24	9.5	47.2	740
K284158		2.95	11.65	0.15	2.1	0.071	2.19	25.5	27.2	1.62	300	39.4	0.36	9.7	80.3	620

***** See Appendix Page for comments regarding this certificate *****

ALS Canada Ltd.
2103 Dollarton Hwy
North Vancouver BC V7H 0A7
Phone: 604 984 0221 Fax: 604 984 0218 www.alsglobal.com

To: **SILVER RANGE RESOURCES LTD.**
C/O ARCHER, CATHRO & ASSOCIATES (1981) LIMITED
1016-510 W HASTINGS ST
VANCOUVER BC V6B 1L8

Finalized Date: 27-JUN-2012
Account: RANSIL

Project: Keg-Main-Group 1

CERTIFICATE OF ANALYSIS WH12131511

Sample Description	Method	ME-MS61	ME-MS61	ME-MS61	ME-MS61	ME-MS61	ME-MS61	ME-MS61	ME-MS61	ME-MS61	ME-MS61	ME-MS61	ME-MS61	ME-MS61	ME-MS61	ME-MS61
	Analyte	Pb	Rb	Re	S	Sb	Sc	Se	Sn	Sr	Ta	Te	Th	Ti	Tl	U
	Units	ppm	ppm	ppm	%	ppm	ppm	ppm	ppm	ppm	ppm	ppm	ppm	%	ppm	ppm
	LOR	0.5	0.1	0.002	0.01	0.05	0.1	1	0.2	0.2	0.05	0.05	0.2	0.005	0.02	0.1
K284123		1265	122.5	0.015	0.91	131.5	10.2	33	103.0	287	0.76	0.10	8.5	0.314	1.47	4.5
K284124		555	42.2	0.069	0.31	169.0	8.2	12	470	126.5	0.65	0.06	6.8	0.260	0.43	8.8
K284125		978	48.6	0.034	0.29	9.17	6.5	16	>500	108.0	0.63	0.10	6.1	0.256	0.58	7.0
K284126		917	49.2	0.033	0.28	9.41	6.3	16	>500	108.0	0.62	0.09	6.1	0.256	0.55	7.1
K284127		465	112.0	0.019	0.77	13.05	9.1	19	119.0	254	0.67	0.10	7.4	0.291	1.24	4.8
K284128		555	102.0	0.016	1.06	15.40	7.6	15	262	157.5	0.66	0.10	6.8	0.277	1.14	4.0
K284129		454	94.0	0.011	0.35	11.35	6.2	13	74.3	206	0.53	0.08	5.5	0.220	1.05	3.6
K284130		123.5	70.2	0.012	0.50	6.89	6.5	12	79.8	262	0.52	<0.05	5.6	0.219	0.74	4.1
K284131		3.1	1.6	<0.002	0.03	4.16	0.3	1	0.3	50.6	<0.05	<0.05	<0.2	<0.005	<0.02	0.7
K284132		1270	46.8	0.010	0.29	7.64	7.4	25	162.5	293	0.59	0.12	6.0	0.255	0.59	3.1
K284133		39.9	109.0	0.012	0.59	5.00	9.8	7	61.3	399	0.76	<0.05	7.9	0.303	1.10	3.9
K284134		132.0	99.8	0.010	0.52	5.38	10.5	10	41.2	650	0.76	<0.05	8.2	0.317	0.97	3.3
K284135		60.8	96.3	0.011	0.55	5.75	10.2	8	35.4	658	0.77	<0.05	8.3	0.320	0.96	3.2
K284136		100.0	42.5	0.007	0.71	11.25	6.6	6	328	150.0	0.59	<0.05	6.0	0.252	0.44	3.3
K284137		214	51.8	0.026	1.03	21.6	8.0	13	300	145.0	0.69	0.18	7.2	0.289	0.44	3.7
K284138		5360	94.8	0.035	1.92	217	9.1	86	>500	126.0	0.73	0.33	7.5	0.293	0.97	5.8
K284139		3170	89.5	0.017	0.82	35.6	7.5	38	440	113.5	0.64	0.12	6.7	0.269	0.85	4.5
K284140		19.6	1.8	<0.002	0.01	1.29	0.2	1	1.8	46.2	<0.05	<0.05	<0.2	<0.005	<0.02	0.8
K284141		675	59.6	0.011	0.73	7.63	8.8	13	125.0	282	0.71	0.05	7.6	0.293	0.58	3.4
K284142		99.8	75.3	0.011	0.68	4.73	10.0	7	112.0	267	0.64	<0.05	7.5	0.262	0.74	3.2
K284143		9720	21.2	0.009	0.96	12.95	7.0	96	450	129.0	0.53	0.22	5.5	0.217	0.51	3.1
K284144		1455	63.6	0.021	2.83	8.42	6.5	52	219	161.0	0.59	0.41	6.1	0.258	0.64	3.4
K284145		6360	6.3	0.011	1.26	12.10	5.8	75	480	82.8	0.59	0.23	5.6	0.248	0.39	2.9
K284146		511	37.1	0.007	0.24	36.7	5.4	8	295	179.0	0.54	0.05	5.3	0.232	0.31	2.8
K284147		5400	45.9	0.019	1.59	10.85	7.4	90	223	210	0.60	0.40	6.3	0.258	0.73	4.0
K284148		2070	23.7	0.026	1.38	21.2	8.1	36	189.0	220	0.60	0.13	6.4	0.251	0.37	4.6
K284149		1710	63.8	0.027	0.41	7.13	8.3	32	105.0	334	0.57	0.14	6.9	0.262	0.62	4.5
K284150		>10000	2.5	0.012	5.52	19.35	2.0	863	460	44.7	0.28	3.98	3.2	0.134	2.92	4.3
K284151		2720	94.9	0.014	2.76	12.55	7.7	63	147.0	188.0	0.53	0.60	6.6	0.251	0.95	3.3
K284152		519	81.4	0.023	1.19	9.00	8.6	23	182.5	232	0.61	0.15	7.6	0.289	0.67	4.1
K284153		837	75.6	0.013	2.87	15.50	7.7	48	98.3	255	0.58	0.28	7.7	0.270	0.67	2.9
K284154		117.0	102.0	0.019	1.65	15.90	8.7	20	55.7	268	0.63	0.11	7.9	0.299	0.86	3.8
K284155		116.0	103.0	0.019	1.42	6.06	9.7	20	24.7	303	0.56	0.12	7.8	0.286	0.89	3.4
K284156		32.1	131.5	0.013	1.35	10.30	10.3	16	40.4	413	0.66	0.11	8.8	0.303	1.19	3.1
K284157		55.8	127.0	0.019	0.91	10.55	10.5	12	34.7	562	0.62	0.08	8.4	0.301	1.21	2.9
K284158		30.2	126.5	0.048	1.64	33.3	10.5	17	7.8	527	0.65	0.13	8.6	0.307	1.32	4.8

***** See Appendix Page for comments regarding this certificate *****

ALS Canada Ltd.
2103 Dollarton Hwy
North Vancouver BC V7H 0A7
Phone: 604 984 0221 Fax: 604 984 0218 www.alsglobal.com

To: **SILVER RANGE RESOURCES LTD.**
C/O ARCHER, CATHRO & ASSOCIATES (1981) LIMITED
1016-510 W HASTINGS ST
VANCOUVER BC V6B 1L8

Finalized Date: 27-JUN-2012
Account: RANSIL

Project: Keg-Main-Group 1

CERTIFICATE OF ANALYSIS WH12131511

Sample Description	Method	ME-MS61	ME-MS61	ME-MS61	ME-MS61	ME-MS61	Ag-OG62	Pb-OG62	Zn-OG62
	Analyte	V	W	Y	Zn	Zr	Ag	Pb	Zn
	Units	ppm	ppm	ppm	ppm	ppm	ppm	%	%
	LOR	1	0.1	0.1	2	0.5	1	0.001	0.001
K284123		154	1.8	32.5	658	70.9			
K284124		442	3.1	30.9	800	59.1			
K284125		317	2.4	27.3	893	54.4			
K284126		317	2.4	27.0	955	53.9			
K284127		213	1.7	29.8	539	61.2			
K284128		184	2.1	23.9	1850	51.7			
K284129		96	1.3	20.9	554	44.1			
K284130		122	1.4	23.4	235	47.5			
K284131		3	0.1	1.0	18	<0.5			
K284132		91	1.7	23.3	686	46.2			
K284133		101	1.3	26.5	95	65.9			
K284134		100	1.3	26.2	206	68.4			
K284135		102	1.3	25.6	183	66.7			
K284136		77	3.2	21.5	1580	42.6			
K284137		116	4.4	26.5	259	52.3			
K284138		246	12.0	29.9	7580	56.8			
K284139		173	5.5	27.1	1370	47.3			
K284140		3	0.1	1.0	30	0.5			
K284141		114	1.9	25.7	1670	59.7			
K284142		86	1.3	25.1	117	57.5			
K284143		68	1.5	21.8	6190	39.5			
K284144		108	5.5	21.7	>10000	36.5			1.420
K284145		60	1.5	21.2	5660	34.4			
K284146		48	2.2	18.0	254	37.8			
K284147		83	2.1	23.6	6690	51.6			
K284148		91	1.2	24.3	4230	51.9			
K284149		98	1.6	27.8	1560	57.0			
K284150		52	1.6	16.5	>10000	19.5	485	5.57	5.00
K284151		121	2.9	25.8	8410	46.5			
K284152		111	1.8	25.3	3590	56.9			
K284153		71	3.9	25.3	9620	52.8			
K284154		87	1.5	29.9	3400	61.2			
K284155		93	0.9	28.3	2670	61.8			
K284156		85	1.3	29.8	2040	65.5			
K284157		105	1.2	27.3	278	66.1			
K284158		246	1.2	26.8	286	71.6			

***** See Appendix Page for comments regarding this certificate *****

ALS Canada Ltd.
2103 Dollarton Hwy
North Vancouver BC V7H 0A7
Phone: 604 984 0221 Fax: 604 984 0218 www.alsglobal.com

To: **SILVER RANGE RESOURCES LTD.**
C/O ARCHER, CATHRO & ASSOCIATES (1981) LIMITED
1016-510 W HASTINGS ST
VANCOUVER BC V6B 1L8

Finalized Date: 27-JUN-2012
Account: RANSIL

Project: Keg-Main-Group 1

CERTIFICATE OF ANALYSIS WH12131511

Method	CERTIFICATE COMMENTS
ME-MS61	Interference: Ca>10% on ICP-MS As, ICP-AES results shown.
ME-MS61	REE's may not be totally soluble in this method.

ALS Canada Ltd.

2103 Dollarton Hwy
North Vancouver BC V7H 0A7
Phone: 604 984 0221 Fax: 604 984 0218 www.alsglobal.com

To: **SILVER RANGE RESOURCES LTD.**
C/O ARCHER, CATHRO & ASSOCIATES (1981) LIMITED
1016-510 W HASTINGS ST
VANCOUVER BC V6B 1L8

Finalized Date: 24-JUN-2012
Account: RANSIL

CERTIFICATE WH12131512

Project: Keg-Group 2

P.O. No.:

This report is for 6 Rock samples submitted to our lab in Whitehorse, YT, Canada on 12-JUN-2012.

The following have access to data associated with this certificate:

MATT DUMALA	JOAN MARIACHER	

SAMPLE PREPARATION

ALS CODE	DESCRIPTION
WEI-21	Received Sample Weight
LOG-22	Sample login - Rcd w/o BarCode
CRU-31	Fine crushing - 70%<2mm
CRU-QC	Crushing QC Test
SPL-21	Split sample - riffle splitter
PUL-QC	Pulverizing QC Test
PUL-31	Pulverize split to 85%<75 um

ANALYTICAL PROCEDURES

ALS CODE	DESCRIPTION	INSTRUMENT
Au-AA24	Au 50g FA AA finish	AAS
ME-OG62	Ore Grade Elements - Four Acid	ICP-AES
ME-MS61	48 element four acid ICP-MS	
Ag-OG62	Ore Grade Ag - Four Acid	VARIABLE
Pb-OG62	Ore Grade Pb - Four Acid	VARIABLE
Zn-OG62	Ore Grade Zn - Four Acid	VARIABLE

To: **SILVER RANGE RESOURCES LTD.**
ATTN: JOAN MARIACHER
C/O ARCHER, CATHRO & ASSOCIATES (1981) LIMITED
1016-510 W HASTINGS ST
VANCOUVER BC V6B 1L8

This is the Final Report and supersedes any preliminary report with this certificate number. Results apply to samples as submitted. All pages of this report have been checked and approved for release.

***** See Appendix Page for comments regarding this certificate *****

Signature:

Colin Ramshaw, Vancouver Laboratory Manager

ALS Canada Ltd.
2103 Dollarton Hwy
North Vancouver BC V7H 0A7
Phone: 604 984 0221 Fax: 604 984 0218 www.alsglobal.com

To: **SILVER RANGE RESOURCES LTD.**
C/O ARCHER, CATHRO & ASSOCIATES (1981) LIMITED
1016-510 W HASTINGS ST
VANCOUVER BC V6B 1L8

Finalized Date: 24-JUN-2012
Account: RANSIL

Project: Keg-Group 2

CERTIFICATE OF ANALYSIS WH12131512

Sample Description	Method	WEI-21	Au-AA24	ME-MS61	ME-MS61	ME-MS61	ME-MS61	ME-MS61	ME-MS61	ME-MS61	ME-MS61	ME-MS61	ME-MS61	ME-MS61	ME-MS61	ME-MS61
	Analyte	Recvd Wt.	Au	Ag	Al	As	Ba	Be	Bi	Ca	Cd	Ce	Co	Cr	Cs	Cu
	Units	kg	ppm	ppm	%	ppm	ppm	ppm	ppm	%	ppm	ppm	ppm	ppm	ppm	ppm
	LOR	0.02	0.005	0.01	0.01	0.2	10	0.05	0.01	0.01	0.02	0.01	0.1	1	0.05	0.2
H805417		0.92	0.007	18.70	3.89	10.5	570	0.26	8.53	0.42	147.0	27.7	3.2	102	3.08	220
H805418		0.77	0.021	59.1	3.41	40.5	440	0.25	1.37	0.29	391	26.8	6.4	73	3.01	552
H805419		0.30	0.103	>100	5.48	228	1570	0.39	7.80	0.33	302	12.20	18.4	77	2.31	877
H805420		0.55	<0.005	4.76	2.84	3.5	4870	0.63	0.71	0.22	21.8	27.2	3.6	70	4.27	148.0
H805421		0.50	0.066	>100	4.24	9.0	4820	0.33	1.34	0.32	>1000	14.40	28.5	76	1.77	1700
H805422		0.59	0.013	15.85	3.84	35.1	390	0.33	13.80	0.46	265	24.7	5.0	80	2.93	198.0

***** See Appendix Page for comments regarding this certificate *****

ALS Canada Ltd.
2103 Dollarton Hwy
North Vancouver BC V7H 0A7
Phone: 604 984 0221 Fax: 604 984 0218 www.alsglobal.com

To: **SILVER RANGE RESOURCES LTD.**
C/O ARCHER, CATHRO & ASSOCIATES (1981) LIMITED
1016-510 W HASTINGS ST
VANCOUVER BC V6B 1L8

Finalized Date: 24-JUN-2012
Account: RANSIL

Project: Keg-Group 2

CERTIFICATE OF ANALYSIS WH12131512

Sample Description	Method	ME-MS61	ME-MS61	ME-MS61	ME-MS61	ME-MS61	ME-MS61	ME-MS61	ME-MS61	ME-MS61	ME-MS61	ME-MS61	ME-MS61	ME-MS61	ME-MS61	ME-MS61
	Analyte	Fe	Ga	Ge	Hf	In	K	La	Li	Mg	Mn	Mo	Na	Nb	Ni	P
	Units	%	ppm	ppm	ppm	ppm	%	ppm	ppm	%	ppm	ppm	%	ppm	ppm	ppm
	LOR	0.01	0.05	0.05	0.1	0.005	0.01	0.5	0.2	0.01	5	0.05	0.01	0.1	0.2	10
H805417		5.67	11.35	0.14	1.9	2.34	2.91	10.6	26.6	0.50	476	0.96	0.08	8.8	8.6	410
H805418		7.14	14.75	0.15	1.5	4.07	2.29	10.3	27.6	0.48	749	0.92	0.06	5.8	12.3	270
H805419		16.75	18.85	0.37	1.5	3.10	3.83	3.6	40.2	0.88	674	1.63	0.09	6.6	42.2	280
H805420		2.53	11.40	0.06	1.1	0.456	1.38	12.6	27.8	0.50	299	0.73	0.06	4.5	17.8	300
H805421		15.45	20.0	0.33	1.7	21.5	3.20	4.8	21.1	0.38	2690	0.75	0.10	6.5	33.3	410
H805422		5.36	10.75	0.12	1.5	6.48	2.83	9.1	18.4	0.26	484	1.21	0.08	5.2	12.4	310

***** See Appendix Page for comments regarding this certificate *****

ALS Canada Ltd.
2103 Dollarton Hwy
North Vancouver BC V7H 0A7
Phone: 604 984 0221 Fax: 604 984 0218 www.alsglobal.com

To: **SILVER RANGE RESOURCES LTD.**
C/O ARCHER, CATHRO & ASSOCIATES (1981) LIMITED
1016-510 W HASTINGS ST
VANCOUVER BC V6B 1L8

Finalized Date: 24-JUN-2012
Account: RANSIL

Project: Keg-Group 2

CERTIFICATE OF ANALYSIS WH12131512

Sample Description	Method	ME-MS61	ME-MS61	ME-MS61	ME-MS61	ME-MS61	ME-MS61	ME-MS61	ME-MS61	ME-MS61	ME-MS61	ME-MS61	ME-MS61	ME-MS61	ME-MS61	ME-MS61
	Analyte	Pb	Rb	Re	S	Sb	Sc	Se	Sn	Sr	Ta	Te	Th	Ti	Tl	U
	Units	ppm	ppm	ppm	%	ppm	ppm	ppm	ppm	ppm	ppm	ppm	ppm	%	ppm	ppm
	LOR	0.5	0.1	0.002	0.01	0.05	0.1	1	0.2	0.2	0.05	0.05	0.2	0.005	0.02	0.1
H805417		4170	122.0	<0.002	2.08	37.9	12.5	6	122.0	183.5	0.54	0.55	5.2	0.286	1.24	1.7
H805418		>10000	102.0	<0.002	4.32	75.3	11.1	7	119.0	135.5	0.39	0.14	4.0	0.218	1.21	1.4
H805419		>10000	133.0	0.003	>10.0	289	9.4	17	191.5	135.0	0.48	0.60	3.0	0.263	2.65	1.5
H805420		893	82.3	<0.002	0.38	11.70	9.7	2	38.4	101.5	0.29	<0.05	4.4	0.161	0.84	1.5
H805421		>10000	119.5	<0.002	>10.0	243	7.2	22	219	153.0	0.44	0.56	4.1	0.224	1.55	1.7
H805422		2350	121.5	<0.002	2.43	29.5	11.0	7	113.5	185.0	0.35	0.44	4.1	0.189	1.32	1.5

***** See Appendix Page for comments regarding this certificate *****

ALS Canada Ltd.
2103 Dollarton Hwy
North Vancouver BC V7H 0A7
Phone: 604 984 0221 Fax: 604 984 0218 www.alsglobal.com

To: **SILVER RANGE RESOURCES LTD.**
C/O ARCHER, CATHRO & ASSOCIATES (1981) LIMITED
1016-510 W HASTINGS ST
VANCOUVER BC V6B 1L8

Finalized Date: 24-JUN-2012
Account: RANSIL

Project: Keg-Group 2

CERTIFICATE OF ANALYSIS WH12131512

Sample Description	Method	ME-MS61	ME-MS61	ME-MS61	ME-MS61	ME-MS61	Ag-OG62	Pb-OG62	Zn-OG62
	Analyte	V	W	Y	Zn	Zr	Ag	Pb	Zn
	Units	ppm	ppm	ppm	ppm	ppm	ppm	%	%
	LOR	1	0.1	0.1	2	0.5	1	0.001	0.001
H805417		98	1.1	17.1	8160	74.5			
H805418		91	1.0	15.5	>10000	56.0		1.655	2.30
H805419		105	0.8	12.8	>10000	58.3	251	8.16	1.775
H805420		85	1.2	12.0	1200	44.2			
H805421		59	0.4	12.9	>10000	63.3	204	5.64	15.15
H805422		79	0.8	20.1	>10000	54.8			1.580

***** See Appendix Page for comments regarding this certificate *****

ALS Canada Ltd.
2103 Dollarton Hwy
North Vancouver BC V7H 0A7
Phone: 604 984 0221 Fax: 604 984 0218 www.alsglobal.com

To: **SILVER RANGE RESOURCES LTD.**
C/O ARCHER, CATHRO & ASSOCIATES (1981) LIMITED
1016-510 W HASTINGS ST
VANCOUVER BC V6B 1L8

Project: Keg-Group 2

Finalized Date: 24-JUN-2012
Account: RANSIL

CERTIFICATE OF ANALYSIS WH12131512

Method	CERTIFICATE COMMENTS
ME-MS61	REE's may not be totally soluble in this method.

ALS Canada Ltd.

2103 Dollarton Hwy
North Vancouver BC V7H 0A7
Phone: 604 984 0221 Fax: 604 984 0218 www.alsglobal.com

To: **SILVER RANGE RESOURCES LTD.**
C/O ARCHER, CATHRO & ASSOCIATES (1981) LIMITED
1016-510 W HASTINGS ST
VANCOUVER BC V6B 1L8

Finalized Date: 26-JUN-2012
Account: RANSIL

CERTIFICATE WH12131513

Project: Keg-Group 2

P.O. No.:

This report is for 2 Rock samples submitted to our lab in Whitehorse, YT, Canada on 12-JUN-2012.

The following have access to data associated with this certificate:

MATT DUMALA	JOAN MARIACHER	

SAMPLE PREPARATION

ALS CODE	DESCRIPTION
WEI-21	Received Sample Weight
LOG-22	Sample login - Rcd w/o BarCode
CRU-31	Fine crushing - 70%<2mm
PUL-QC	Pulverizing QC Test
SPL-21	Split sample - riffle splitter
PUL-31	Pulverize split to 85%<75 um

ANALYTICAL PROCEDURES

ALS CODE	DESCRIPTION	INSTRUMENT
Au-AA24	Au 50g FA AA finish	AAS
ME-MS61	48 element four acid ICP-MS	

To: **SILVER RANGE RESOURCES LTD.**
ATTN: JOAN MARIACHER
C/O ARCHER, CATHRO & ASSOCIATES (1981) LIMITED
1016-510 W HASTINGS ST
VANCOUVER BC V6B 1L8

This is the Final Report and supersedes any preliminary report with this certificate number. Results apply to samples as submitted. All pages of this report have been checked and approved for release.

***** See Appendix Page for comments regarding this certificate *****

Signature:

Colin Ramshaw, Vancouver Laboratory Manager

ALS Canada Ltd.
2103 Dollarton Hwy
North Vancouver BC V7H 0A7
Phone: 604 984 0221 Fax: 604 984 0218 www.alsglobal.com

To: **SILVER RANGE RESOURCES LTD.**
C/O ARCHER, CATHRO & ASSOCIATES (1981) LIMITED
1016-510 W HASTINGS ST
VANCOUVER BC V6B 1L8

Finalized Date: 26-JUN-2012
Account: RANSIL

Project: Keg-Group 2

CERTIFICATE OF ANALYSIS WH12131513

Sample Description	Method	WEI-21	Au-AA24	ME-MS61	ME-MS61	ME-MS61	ME-MS61	ME-MS61	ME-MS61	ME-MS61	ME-MS61	ME-MS61	ME-MS61	ME-MS61	ME-MS61	ME-MS61
	Analyte	Recvd Wt.	Au	Ag	Al	As	Ba	Be	Bi	Ca	Cd	Ce	Co	Cr	Cs	Cu
	Units	kg	ppm	ppm	%	ppm	ppm	ppm	ppm	%	ppm	ppm	ppm	ppm	ppm	ppm
	LOR	0.02	0.005	0.01	0.01	0.2	10	0.05	0.01	0.01	0.02	0.01	0.1	1	0.05	0.2
M676001		0.65	0.013	0.17	6.53	48.6	50	1.07	0.76	6.85	0.14	127.0	11.3	31	0.59	21.4
M676002		0.61	<0.005	0.08	6.05	27.4	1180	0.94	0.16	2.13	0.18	27.7	1.5	17	3.86	5.3

***** See Appendix Page for comments regarding this certificate *****

ALS Canada Ltd.
2103 Dollarton Hwy
North Vancouver BC V7H 0A7
Phone: 604 984 0221 Fax: 604 984 0218 www.alsglobal.com

To: **SILVER RANGE RESOURCES LTD.**
C/O ARCHER, CATHRO & ASSOCIATES (1981) LIMITED
1016-510 W HASTINGS ST
VANCOUVER BC V6B 1L8

Finalized Date: 26-JUN-2012
Account: RANSIL

Project: Keg-Group 2

CERTIFICATE OF ANALYSIS WH12131513

Sample Description	Method	ME-MS61	ME-MS61	ME-MS61	ME-MS61	ME-MS61	ME-MS61	ME-MS61	ME-MS61	ME-MS61	ME-MS61	ME-MS61	ME-MS61	ME-MS61	ME-MS61	ME-MS61
	Analyte	Fe	Ga	Ge	Hf	In	K	La	Li	Mg	Mn	Mo	Na	Nb	Ni	P
	Units	%	ppm	ppm	ppm	ppm	%	ppm	ppm	%	ppm	ppm	%	ppm	ppm	ppm
	LOR	0.01	0.05	0.05	0.1	0.005	0.01	0.5	0.2	0.01	5	0.05	0.01	0.1	0.2	10
M676001		4.61	17.70	0.20	0.6	0.224	0.07	61.8	7.1	2.90	1240	0.99	0.15	13.7	12.2	440
M676002		0.97	20.0	0.14	1.9	0.043	2.21	10.8	28.1	0.34	126	0.93	0.19	10.6	3.2	720

***** See Appendix Page for comments regarding this certificate *****

ALS Canada Ltd.
2103 Dollarton Hwy
North Vancouver BC V7H 0A7
Phone: 604 984 0221 Fax: 604 984 0218 www.alsglobal.com

To: **SILVER RANGE RESOURCES LTD.**
C/O ARCHER, CATHRO & ASSOCIATES (1981) LIMITED
1016-510 W HASTINGS ST
VANCOUVER BC V6B 1L8

Finalized Date: 26-JUN-2012
Account: RANSIL

Project: Keg-Group 2

CERTIFICATE OF ANALYSIS WH12131513

Sample Description	Method	ME-MS61	ME-MS61	ME-MS61	ME-MS61	ME-MS61	ME-MS61	ME-MS61	ME-MS61	ME-MS61	ME-MS61	ME-MS61	ME-MS61	ME-MS61	ME-MS61	ME-MS61
	Analyte	Pb	Rb	Re	S	Sb	Sc	Se	Sn	Sr	Ta	Te	Th	Ti	Tl	U
	Units	ppm	ppm	ppm	%	ppm	ppm	ppm	ppm	ppm	ppm	ppm	ppm	%	ppm	ppm
	LOR	0.5	0.1	0.002	0.01	0.05	0.1	1	0.2	0.2	0.05	0.05	0.2	0.005	0.02	0.1
M676001		4.3	3.3	0.002	0.68	2.14	12.1	3	5.7	109.0	0.89	<0.05	22.8	0.262	0.05	1.3
M676002		8.8	82.3	<0.002	0.33	1.23	3.6	1	5.5	76.8	1.47	<0.05	12.6	0.080	1.30	7.3

***** See Appendix Page for comments regarding this certificate *****

ALS Canada Ltd.
2103 Dollarton Hwy
North Vancouver BC V7H 0A7
Phone: 604 984 0221 Fax: 604 984 0218 www.alsglobal.com

To: **SILVER RANGE RESOURCES LTD.**
C/O ARCHER, CATHRO & ASSOCIATES (1981) LIMITED
1016-510 W HASTINGS ST
VANCOUVER BC V6B 1L8

Finalized Date: 26-JUN-2012
Account: RANSIL

Project: Keg-Group 2

CERTIFICATE OF ANALYSIS WH12131513

Sample Description	Method	ME-MS61	ME-MS61	ME-MS61	ME-MS61	ME-MS61
	Analyte	V	W	Y	Zn	Zr
	Units	ppm	ppm	ppm	ppm	ppm
	LOR	1	0.1	0.1	2	0.5
M676001		51	0.5	34.6	72	16.7
M676002		7	3.3	17.3	24	46.6

***** See Appendix Page for comments regarding this certificate *****

ALS Canada Ltd.
2103 Dollarton Hwy
North Vancouver BC V7H 0A7
Phone: 604 984 0221 Fax: 604 984 0218 www.alsglobal.com

To: **SILVER RANGE RESOURCES LTD.**
C/O ARCHER, CATHRO & ASSOCIATES (1981) LIMITED
1016-510 W HASTINGS ST
VANCOUVER BC V6B 1L8

Page: Appendix 1
Total # Appendix Pages: 1
Finalized Date: 26-JUN-2012
Account: RANSIL

Project: Keg-Group 2

CERTIFICATE OF ANALYSIS WH12131513

Method	CERTIFICATE COMMENTS
ME-MS61	REE's may not be totally soluble in this method.

ALS Canada Ltd.
2103 Dollarton Hwy
North Vancouver BC V7H 0A7
Phone: 604 984 0221 Fax: 604 984 0218 www.alsglobal.com

To: **SILVER RANGE RESOURCES LTD.**
C/O ARCHER, CATHRO & ASSOCIATES (1981) LIMITED
1016-510 W HASTINGS ST
VANCOUVER BC V6B 1L8

Finalized Date: 26-JUN-2012
Account: RANSIL

CERTIFICATE WH12131514

Project: Group 6

P.O. No.:

This report is for 9 Rock samples submitted to our lab in Whitehorse, YT, Canada on 12-JUN-2012.

The following have access to data associated with this certificate:

MATT DUMALA	JOAN MARIACHER	

SAMPLE PREPARATION

ALS CODE	DESCRIPTION
WEI-21	Received Sample Weight
LOG-22	Sample login - Rcd w/o BarCode
CRU-31	Fine crushing - 70%<2mm
CRU-QC	Crushing QC Test
SPL-21	Split sample - riffle splitter
PUL-QC	Pulverizing QC Test
PUL-31	Pulverize split to 85%<75 um

ANALYTICAL PROCEDURES

ALS CODE	DESCRIPTION	INSTRUMENT
Au-AA24	Au 50g FA AA finish	AAS
ME-MS61	48 element four acid ICP-MS	

To: **SILVER RANGE RESOURCES LTD.**
ATTN: JOAN MARIACHER
C/O ARCHER, CATHRO & ASSOCIATES (1981) LIMITED
1016-510 W HASTINGS ST
VANCOUVER BC V6B 1L8

This is the Final Report and supersedes any preliminary report with this certificate number. Results apply to samples as submitted. All pages of this report have been checked and approved for release.

***** See Appendix Page for comments regarding this certificate *****

Signature:

Colin Ramshaw, Vancouver Laboratory Manager

ALS Canada Ltd.
2103 Dollarton Hwy
North Vancouver BC V7H 0A7
Phone: 604 984 0221 Fax: 604 984 0218 www.alsglobal.com

To: **SILVER RANGE RESOURCES LTD.**
C/O ARCHER, CATHRO & ASSOCIATES (1981) LIMITED
1016-510 W HASTINGS ST
VANCOUVER BC V6B 1L8

Finalized Date: 26-JUN-2012
Account: RANSIL

Project: Group 6

CERTIFICATE OF ANALYSIS WH12131514

Sample Description	Method	WEI-21	Au-AA24	ME-MS61	ME-MS61	ME-MS61	ME-MS61	ME-MS61	ME-MS61	ME-MS61	ME-MS61	ME-MS61	ME-MS61	ME-MS61	ME-MS61	ME-MS61
	Analyte	Recvd Wt.	Au	Ag	Al	As	Ba	Be	Bi	Ca	Cd	Ce	Co	Cr	Cs	Cu
	Units	kg	ppm	ppm	%	ppm	ppm	ppm	ppm	%	ppm	ppm	ppm	ppm	ppm	ppm
	LOR	0.02	0.005	0.01	0.01	0.2	10	0.05	0.01	0.01	0.02	0.01	0.1	1	0.05	0.2
M676017		0.71	0.013	1.29	7.23	22.9	770	1.93	2.56	0.68	1.46	55.7	11.8	89	9.90	103.5
M676018		0.75	0.005	1.09	7.48	19.4	790	2.28	0.62	2.41	16.75	52.7	9.7	79	7.02	99.9
M676019		0.84	<0.005	0.56	5.65	131.0	880	1.49	2.04	2.25	0.25	59.3	7.9	67	8.79	57.0
M676020		1.16	<0.005	0.82	6.67	44.2	2640	1.55	3.53	1.67	0.19	55.4	6.6	66	11.15	62.4
M676021		1.09	0.007	0.67	7.02	7.7	820	1.69	0.78	0.83	0.43	49.4	15.6	65	10.25	95.2
M676022		0.79	0.012	1.01	1.37	>10000	280	5.94	1.78	0.06	1.95	15.35	21.0	18	1.77	14.8
M676023		0.84	0.040	94.0	0.76	>10000	130	0.98	135.0	0.03	4.15	4.32	1.9	12	2.89	1565
M676024		0.72	0.012	76.2	0.11	>10000	30	0.28	121.5	0.01	1.78	0.37	0.7	7	0.29	1080
M676051		0.66	<0.005	1.83	4.63	4840	200	1.42	2.20	2.79	0.91	37.9	22.7	137	3.91	34.8

***** See Appendix Page for comments regarding this certificate *****

ALS Canada Ltd.
2103 Dollarton Hwy
North Vancouver BC V7H 0A7
Phone: 604 984 0221 Fax: 604 984 0218 www.alsglobal.com

To: **SILVER RANGE RESOURCES LTD.**
C/O ARCHER, CATHRO & ASSOCIATES (1981) LIMITED
1016-510 W HASTINGS ST
VANCOUVER BC V6B 1L8

Finalized Date: 26-JUN-2012
Account: RANSIL

Project: Group 6

CERTIFICATE OF ANALYSIS WH12131514

Sample Description	Method	ME-MS61	ME-MS61	ME-MS61	ME-MS61	ME-MS61	ME-MS61	ME-MS61	ME-MS61	ME-MS61	ME-MS61	ME-MS61	ME-MS61	ME-MS61	ME-MS61	ME-MS61
	Analyte	Fe	Ga	Ge	Hf	In	K	La	Li	Mg	Mn	Mo	Na	Nb	Ni	P
	Units	%	ppm	ppm	ppm	ppm	%	ppm	ppm	%	ppm	ppm	%	ppm	ppm	ppm
	LOR	0.01	0.05	0.05	0.1	0.005	0.01	0.5	0.2	0.01	5	0.05	0.01	0.1	0.2	10
M676017		3.42	20.8	0.20	2.0	0.031	2.63	31.1	87.0	2.03	228	6.62	0.52	7.3	49.0	1280
M676018		2.74	21.8	0.21	2.7	0.171	2.18	27.5	88.8	2.66	267	9.07	0.63	12.3	35.4	1550
M676019		2.27	15.45	0.19	2.4	0.006	1.50	32.8	48.9	1.72	174	13.60	0.41	8.0	57.8	3060
M676020		2.64	18.10	0.20	3.0	0.012	1.94	31.4	78.7	2.33	152	7.57	0.52	13.8	26.1	1000
M676021		3.25	19.45	0.19	2.4	0.031	2.49	26.6	75.7	2.63	298	6.22	0.65	9.4	45.3	710
M676022		4.32	4.56	0.15	0.2	0.159	0.22	9.2	22.9	0.34	223	0.79	0.09	1.0	15.3	80
M676023		10.55	3.54	0.32	0.2	1.450	0.29	2.3	25.8	0.13	58	1.28	0.02	1.0	5.5	70
M676024		11.75	0.58	0.35	<0.1	1.120	0.04	<0.5	19.7	0.01	33	0.48	<0.01	0.4	1.8	20
M676051		1.28	14.70	0.14	1.9	0.043	0.20	23.3	24.2	0.72	124	6.28	0.16	7.1	62.8	800

***** See Appendix Page for comments regarding this certificate *****

ALS Canada Ltd.
2103 Dollarton Hwy
North Vancouver BC V7H 0A7
Phone: 604 984 0221 Fax: 604 984 0218 www.alsglobal.com

To: **SILVER RANGE RESOURCES LTD.**
C/O ARCHER, CATHRO & ASSOCIATES (1981) LIMITED
1016-510 W HASTINGS ST
VANCOUVER BC V6B 1L8

Finalized Date: 26-JUN-2012
Account: RANSIL

Project: Group 6

CERTIFICATE OF ANALYSIS WH12131514

Sample Description	Method	ME-MS61	ME-MS61	ME-MS61	ME-MS61	ME-MS61	ME-MS61	ME-MS61	ME-MS61	ME-MS61	ME-MS61	ME-MS61	ME-MS61	ME-MS61	ME-MS61	ME-MS61
	Analyte	Pb	Rb	Re	S	Sb	Sc	Se	Sn	Sr	Ta	Te	Th	Ti	Tl	U
	Units	ppm	ppm	ppm	%	ppm	ppm	ppm	ppm	ppm	ppm	ppm	ppm	%	ppm	ppm
	LOR	0.5	0.1	0.002	0.01	0.05	0.1	1	0.2	0.2	0.05	0.05	0.2	0.005	0.02	0.1
M676017		32.6	122.5	0.013	1.33	54.4	13.5	11	1.7	104.5	0.53	0.24	10.2	0.200	1.15	8.7
M676018		18.9	84.1	0.025	0.88	33.6	13.0	17	1.5	211	0.84	0.09	10.0	0.331	1.40	9.8
M676019		10.1	80.7	0.022	0.54	7.36	9.9	7	5.8	506	0.56	0.14	10.2	0.223	1.16	12.0
M676020		11.6	114.0	0.014	0.68	6.97	13.7	8	0.7	508	0.96	0.19	10.5	0.330	1.74	8.3
M676021		29.3	102.5	0.018	1.42	32.1	13.1	5	1.6	114.5	0.72	0.11	9.2	0.281	1.16	9.4
M676022		41.9	26.5	0.004	1.61	55.5	2.5	15	48.1	31.9	0.07	0.67	1.0	0.025	0.29	0.7
M676023		2140	35.8	0.003	4.40	134.0	0.9	35	>500	9.5	0.05	0.32	0.7	0.021	0.50	0.9
M676024		919	4.7	<0.002	5.22	115.5	0.1	38	>500	2.4	<0.05	0.34	<0.2	<0.005	0.21	0.1
M676051		42.8	25.3	0.013	0.35	8.77	9.5	3	57.7	188.5	0.51	0.16	5.7	0.213	0.30	5.2

***** See Appendix Page for comments regarding this certificate *****

ALS Canada Ltd.
2103 Dollarton Hwy
North Vancouver BC V7H 0A7
Phone: 604 984 0221 Fax: 604 984 0218 www.alsglobal.com

To: **SILVER RANGE RESOURCES LTD.**
C/O ARCHER, CATHRO & ASSOCIATES (1981) LIMITED
1016-510 W HASTINGS ST
VANCOUVER BC V6B 1L8

Finalized Date: 26-JUN-2012
Account: RANSIL

Project: Group 6

CERTIFICATE OF ANALYSIS WH12131514

Sample Description	Method	ME-MS61	ME-MS61	ME-MS61	ME-MS61	ME-MS61
	Analyte	V	W	Y	Zn	Zr
	Units	ppm	ppm	ppm	ppm	ppm
	LOR	1	0.1	0.1	2	0.5
M676017		237	0.6	12.8	105	70.7
M676018		969	1.0	15.3	482	94.4
M676019		657	1.0	20.6	47	82.8
M676020		240	0.9	15.7	50	105.0
M676021		174	0.7	11.2	74	79.1
M676022		79	4.7	2.1	45	5.6
M676023		53	480	1.9	188	6.5
M676024		8	44.7	0.1	116	0.6
M676051		293	7.8	21.2	90	69.1

***** See Appendix Page for comments regarding this certificate *****

ALS Canada Ltd.
2103 Dollarton Hwy
North Vancouver BC V7H 0A7
Phone: 604 984 0221 Fax: 604 984 0218 www.alsglobal.com

To: **SILVER RANGE RESOURCES LTD.**
C/O ARCHER, CATHRO & ASSOCIATES (1981) LIMITED
1016-510 W HASTINGS ST
VANCOUVER BC V6B 1L8

Project: Group 6

Page: Appendix 1
Total # Appendix Pages: 1
Finalized Date: 26-JUN-2012
Account: RANSIL

CERTIFICATE OF ANALYSIS WH12131514

Method	CERTIFICATE COMMENTS
ME-MS61	REE's may not be totally soluble in this method.

ALS Canada Ltd.
2103 Dollarton Hwy
North Vancouver BC V7H 0A7
Phone: 604 984 0221 Fax: 604 984 0218 www.alsglobal.com

To: **SILVER RANGE RESOURCES LTD.**
C/O ARCHER, CATHRO & ASSOCIATES (1981) LIMITED
1016-510 W HASTINGS ST
VANCOUVER BC V6B 1L8

Finalized Date: 27-JUN-2012
Account: RANSIL

CERTIFICATE WH12131515

Project: Keg-Group 6

P.O. No.:

This report is for 14 Rock samples submitted to our lab in Whitehorse, YT, Canada on 12-JUN-2012.

The following have access to data associated with this certificate:

MATT DUMALA	JOAN MARIACHER	

SAMPLE PREPARATION

ALS CODE	DESCRIPTION
WEI-21	Received Sample Weight
LOG-22	Sample login - Rcd w/o BarCode
CRU-31	Fine crushing - 70%<2mm
CRU-QC	Crushing QC Test
SPL-21	Split sample - riffle splitter
PUL-QC	Pulverizing QC Test
PUL-31	Pulverize split to 85%<75 um

ANALYTICAL PROCEDURES

ALS CODE	DESCRIPTION	INSTRUMENT
Au-AA24	Au 50g FA AA finish	AAS
ME-MS61	48 element four acid ICP-MS	

To: **SILVER RANGE RESOURCES LTD.**
ATTN: JOAN MARIACHER
C/O ARCHER, CATHRO & ASSOCIATES (1981) LIMITED
1016-510 W HASTINGS ST
VANCOUVER BC V6B 1L8

This is the Final Report and supersedes any preliminary report with this certificate number. Results apply to samples as submitted. All pages of this report have been checked and approved for release.

***** See Appendix Page for comments regarding this certificate *****

Signature:

Colin Ramshaw, Vancouver Laboratory Manager

ALS Canada Ltd.
2103 Dollarton Hwy
North Vancouver BC V7H 0A7
Phone: 604 984 0221 Fax: 604 984 0218 www.alsglobal.com

To: **SILVER RANGE RESOURCES LTD.**
C/O ARCHER, CATHRO & ASSOCIATES (1981) LIMITED
1016-510 W HASTINGS ST
VANCOUVER BC V6B 1L8

Finalized Date: 27-JUN-2012
Account: RANSIL

Project: Keg-Group 6

CERTIFICATE OF ANALYSIS WH12131515

Sample Description	Method	WEI-21	Au-AA24	ME-MS61	ME-MS61	ME-MS61	ME-MS61	ME-MS61	ME-MS61	ME-MS61	ME-MS61	ME-MS61	ME-MS61	ME-MS61	ME-MS61	ME-MS61
	Analyte	Recvd Wt.	Au	Ag	Al	As	Ba	Be	Bi	Ca	Cd	Ce	Co	Cr	Cs	Cu
	Units	kg	ppm	ppm	%	ppm	ppm	ppm	ppm	%	ppm	ppm	ppm	ppm	ppm	ppm
	LOR	0.02	0.005	0.01	0.01	0.2	10	0.05	0.01	0.01	0.02	0.01	0.1	1	0.05	0.2
M676003		0.53	<0.005	0.30	4.24	30.7	1270	1.08	0.15	0.96	1.03	51.5	2.1	58	6.68	8.2
M676004		0.63	0.008	0.65	3.21	92.0	8430	1.17	0.40	0.45	0.41	36.8	4.1	167	8.29	50.9
M676005		0.52	<0.005	2.50	3.45	12.9	4370	0.85	0.18	0.21	0.14	34.1	4.8	101	5.24	101.0
M676006		0.39	<0.005	1.32	5.40	9.3	2150	0.98	2.95	5.94	3.75	65.4	5.0	47	4.79	44.5
M676007		0.43	<0.005	0.55	4.26	4.0	1250	0.89	0.44	2.80	0.34	43.5	2.9	25	9.90	42.0
M676008		0.65	<0.005	2.19	4.38	52.5	360	0.96	0.16	9.42	0.31	39.3	1.8	74	3.99	5.2
M676009		1.43	<0.005	5.77	3.86	142.0	540	0.73	1.17	7.06	20.0	46.5	2.2	62	4.22	6.0
M676010		0.55	<0.005	3.58	5.52	352	300	0.97	0.36	2.61	0.79	35.5	4.7	36	2.03	12.6
M676011		0.76	<0.005	0.35	2.26	11	220	0.64	0.66	10.05	0.40	18.65	4.0	27	1.10	31.8
M676012		0.70	<0.005	0.83	7.13	36.5	100	1.75	0.29	7.82	0.32	67.7	7.6	95	1.20	124.0
M676013		0.81	<0.005	0.72	6.87	27.4	2060	1.83	4.99	0.47	0.67	59.2	9.1	60	14.50	53.7
M676014		1.12	<0.005	1.01	6.27	82.7	830	1.82	2.33	2.92	3.12	63.7	11.4	81	19.00	129.5
M676015		1.02	<0.005	0.47	7.57	13.6	1630	1.82	2.54	3.27	0.13	78.9	11.2	68	17.90	30.7
M676016		1.00	0.006	0.64	7.70	9.4	1260	2.24	0.52	1.63	2.28	64.6	11.3	91	18.95	83.2

***** See Appendix Page for comments regarding this certificate *****

ALS Canada Ltd.
2103 Dollarton Hwy
North Vancouver BC V7H 0A7
Phone: 604 984 0221 Fax: 604 984 0218 www.alsglobal.com

To: **SILVER RANGE RESOURCES LTD.**
C/O ARCHER, CATHRO & ASSOCIATES (1981) LIMITED
1016- 510 W HASTINGS ST
VANCOUVER BC V6B 1L8

Finalized Date: 27- JUN- 2012
Account: RANSIL

Project: Keg- Group 6

CERTIFICATE OF ANALYSIS WH12131515

Sample Description	Method	ME-MS61	ME-MS61	ME-MS61	ME-MS61	ME-MS61	ME-MS61	ME-MS61	ME-MS61	ME-MS61	ME-MS61	ME-MS61	ME-MS61	ME-MS61	ME-MS61	ME-MS61
	Analyte	Fe	Ga	Ge	Hf	In	K	La	Li	Mg	Mn	Mo	Na	Nb	Ni	P
	Units	%	ppm	ppm	ppm	ppm	%	ppm	ppm	%	ppm	ppm	%	ppm	ppm	ppm
	LOR	0.01	0.05	0.05	0.1	0.005	0.01	0.5	0.2	0.01	5	0.05	0.01	0.1	0.2	10
M676003		0.91	10.90	0.11	2.9	0.026	1.64	29.8	34.4	0.35	43	2.52	0.10	12.4	28.2	1070
M676004		2.14	11.55	0.12	1.4	0.059	1.78	21.5	23.6	0.55	453	0.83	0.08	4.6	28.8	820
M676005		1.44	11.45	0.06	1.6	0.021	1.51	19.5	19.3	0.41	140	0.85	0.04	5.3	37.6	240
M676006		2.30	12.35	0.13	2.1	0.098	2.42	33.6	13.9	5.52	359	3.15	0.22	9.0	21.6	450
M676007		1.22	9.31	0.08	1.6	0.010	2.27	21.9	17.3	2.06	193	0.29	0.13	7.9	8.6	240
M676008		0.89	13.25	0.05	1.9	0.016	1.20	21.3	12.4	2.09	1220	5.68	2.39	10.0	29.4	1070
M676009		0.98	11.40	0.05	1.4	0.300	1.39	27.0	22.9	2.33	1110	9.43	1.89	7.2	25.0	1800
M676010		1.17	15.35	0.11	1.6	0.020	0.50	17.3	16.3	1.33	638	0.80	4.11	11.1	25.2	450
M676011		2.04	6.19	0.05	0.6	0.023	0.08	8.9	84.5	5.76	1700	2.19	0.29	5.7	28.4	1270
M676012		4.02	19.35	0.13	2.3	0.051	0.02	39.7	6.9	0.85	326	3.04	0.13	13.9	31.6	1180
M676013		2.77	20.5	0.15	2.7	0.025	3.28	33.6	132.0	2.52	194	3.87	0.57	9.5	26.9	710
M676014		3.34	18.25	0.14	2.6	0.046	2.85	37.2	107.0	2.72	374	16.85	0.18	13.1	73.6	5390
M676015		3.89	22.4	0.22	1.1	0.014	2.10	41.5	84.2	2.73	222	0.63	0.34	11.3	26.3	430
M676016		3.50	20.5	0.20	2.4	0.049	3.46	37.2	100.5	2.66	262	8.46	0.28	10.8	51.8	2460

***** See Appendix Page for comments regarding this certificate *****

ALS Canada Ltd.
2103 Dollarton Hwy
North Vancouver BC V7H 0A7
Phone: 604 984 0221 Fax: 604 984 0218 www.alsglobal.com

To: **SILVER RANGE RESOURCES LTD.**
C/O ARCHER, CATHRO & ASSOCIATES (1981) LIMITED
1016- 510 W HASTINGS ST
VANCOUVER BC V6B 1L8

Finalized Date: 27- JUN- 2012
Account: RANSIL

Project: Keg- Group 6

CERTIFICATE OF ANALYSIS WH12131515

Sample Description	Method	ME-MS61	ME-MS61	ME-MS61	ME-MS61	ME-MS61	ME-MS61	ME-MS61	ME-MS61	ME-MS61	ME-MS61	ME-MS61	ME-MS61	ME-MS61	ME-MS61	ME-MS61
	Analyte	Pb	Rb	Re	S	Sb	Sc	Se	Sn	Sr	Ta	Te	Th	Ti	Tl	U
	Units	ppm	ppm	ppm	%	ppm	ppm	ppm	ppm	ppm	ppm	ppm	ppm	%	ppm	ppm
	LOR	0.5	0.1	0.002	0.01	0.05	0.1	1	0.2	0.2	0.05	0.05	0.2	0.005	0.02	0.1
M676003		14.5	89.3	<0.002	0.29	7.23	17.2	2	10.1	92.6	0.76	<0.05	10.8	0.235	0.85	6.6
M676004		24.8	92.4	0.027	0.07	3.29	11.4	6	4.6	207	0.30	0.08	4.2	0.173	0.49	3.1
M676005		12.5	71.1	0.006	0.12	3.78	12.0	1	2.3	152.0	0.38	0.08	4.8	0.214	0.42	1.8
M676006		32.9	100.5	0.002	0.56	1.42	7.7	3	26.4	217	0.68	0.11	9.1	0.285	1.02	2.7
M676007		24.7	117.0	<0.002	0.47	2.27	5.1	<1	25.2	133.0	0.59	<0.05	6.5	0.249	1.10	1.5
M676008		178.0	111.0	0.004	0.12	3.65	9.8	2	17.5	499	0.63	0.05	6.3	0.259	1.04	2.6
M676009		453	92.7	0.014	0.29	6.63	8.0	4	13.4	326	0.51	0.21	4.5	0.206	0.76	2.6
M676010		114.5	38.4	<0.002	0.01	7.21	6.6	3	13.5	115.0	0.68	0.06	5.7	0.271	0.61	1.1
M676011		7.7	5.6	0.003	0.37	1.00	3.9	2	5.1	124.5	0.43	0.05	4.3	0.188	0.03	2.2
M676012		6.5	1.4	0.003	1.58	1.22	16.0	15	4.7	462	0.92	0.08	10.5	0.290	0.02	5.5
M676013		15.8	129.5	0.009	1.07	10.60	12.1	6	2.1	121.0	0.67	0.16	10.2	0.264	1.74	7.1
M676014		20.4	139.5	0.037	1.19	7.53	11.5	10	20.0	411	0.88	0.16	10.7	0.306	2.03	11.6
M676015		7.7	84.9	<0.002	1.37	10.55	11.9	3	1.1	237	0.77	0.08	12.0	0.321	1.18	1.6
M676016		16.2	142.5	0.020	1.27	11.05	11.6	5	1.6	250	0.73	0.06	11.1	0.332	1.21	9.9

***** See Appendix Page for comments regarding this certificate *****

ALS Canada Ltd.
2103 Dollarton Hwy
North Vancouver BC V7H 0A7
Phone: 604 984 0221 Fax: 604 984 0218 www.alsglobal.com

To: **SILVER RANGE RESOURCES LTD.**
C/O ARCHER, CATHRO & ASSOCIATES (1981) LIMITED
1016-510 W HASTINGS ST
VANCOUVER BC V6B 1L8

Finalized Date: 27-JUN-2012
Account: RANSIL

Project: Keg-Group 6

CERTIFICATE OF ANALYSIS WH12131515

Sample Description	Method	ME-MS61	ME-MS61	ME-MS61	ME-MS61	ME-MS61
	Analyte	V	W	Y	Zn	Zr
	Units	ppm	ppm	ppm	ppm	ppm
	LOR	1	0.1	0.1	2	0.5
M676003		296	1.0	26.9	53	106.5
M676004		144	1.1	29.3	115	59.0
M676005		106	1.2	13.7	68	57.2
M676006		53	1.0	25.8	362	62.5
M676007		36	0.9	19.3	30	48.2
M676008		154	0.4	22.8	39	66.9
M676009		173	0.5	26.7	1780	51.3
M676010		125	0.3	19.3	88	49.8
M676011		60	0.5	28.2	88	16.7
M676012		394	0.7	30.2	195	62.7
M676013		298	0.7	12.6	97	94.8
M676014		557	1.3	26.2	289	94.8
M676015		63	0.9	16.3	50	37.0
M676016		493	0.9	19.9	208	82.4

***** See Appendix Page for comments regarding this certificate *****

ALS Canada Ltd.
2103 Dollarton Hwy
North Vancouver BC V7H 0A7
Phone: 604 984 0221 Fax: 604 984 0218 www.alsglobal.com

To: **SILVER RANGE RESOURCES LTD.**
C/O ARCHER, CATHRO & ASSOCIATES (1981) LIMITED
1016-510 W HASTINGS ST
VANCOUVER BC V6B 1L8

Finalized Date: 27-JUN-2012
Account: RANSIL

Project: Keg-Group 6

CERTIFICATE OF ANALYSIS WH12131515

Method	CERTIFICATE COMMENTS
ME-MS61	Interference: Ca>10% on ICP-MS As, ICP-AES results shown.
ME-MS61	REE's may not be totally soluble in this method.

ALS Canada Ltd.
2103 Dollarton Hwy
North Vancouver BC V7H 0A7
Phone: 604 984 0221 Fax: 604 984 0218 www.alsglobal.com

To: **SILVER RANGE RESOURCES LTD.**
C/O ARCHER, CATHRO & ASSOCIATES (1981) LIMITED
1016-510 W HASTINGS ST
VANCOUVER BC V6B 1L8

Finalized Date: 2-JUL-2012
Account: RANSIL

CERTIFICATE WH12131516

Project: Keg-Fly-Hammer Zone

P.O. No.:

This report is for 37 Rock samples submitted to our lab in Whitehorse, YT, Canada on 12-JUN-2012.

The following have access to data associated with this certificate:

MATT DUMALA	JOAN MARIACHER	

SAMPLE PREPARATION

ALS CODE	DESCRIPTION
WEI-21	Received Sample Weight
LOG-22	Sample login - Rcd w/o BarCode
CRU-31	Fine crushing - 70%<2mm
CRU-QC	Crushing QC Test
SPL-21	Split sample - riffle splitter
PUL-QC	Pulverizing QC Test
PUL-31	Pulverize split to 85%<75 um

ANALYTICAL PROCEDURES

ALS CODE	DESCRIPTION	INSTRUMENT
Au-AA24	Au 50g FA AA finish	AAS
Au-GRA22	Au 50 g FA-GRAV finish	WST-SIM
ME-OG62	Ore Grade Elements - Four Acid	ICP-AES
Sn-XRF05	Sn-Trace Level XRF Analysis	XRF
ME-MS61	48 element four acid ICP-MS	
Ag-OG62	Ore Grade Ag - Four Acid	VARIABLE
Pb-OG62	Ore Grade Pb - Four Acid	VARIABLE
Zn-OG62	Ore Grade Zn - Four Acid	VARIABLE
Ag-GRA21	Ag 30g FA-GRAV finish	WST-SIM

To: **SILVER RANGE RESOURCES LTD.**
ATTN: JOAN MARIACHER
C/O ARCHER, CATHRO & ASSOCIATES (1981) LIMITED
1016-510 W HASTINGS ST
VANCOUVER BC V6B 1L8

This is the Final Report and supersedes any preliminary report with this certificate number. Results apply to samples as submitted. All pages of this report have been checked and approved for release.

***** See Appendix Page for comments regarding this certificate *****

Signature: 

Colin Ramshaw, Vancouver Laboratory Manager

Comments: Gold assays on samples K191775 and K191777 are reported by fire assay gravimetric method due to high silver content in samples that may cause incomplete gold dissolution in aqua-regia solution.

ALS Canada Ltd.
2103 Dollarton Hwy
North Vancouver BC V7H 0A7
Phone: 604 984 0221 Fax: 604 984 0218 www.alsglobal.com

To: **SILVER RANGE RESOURCES LTD.**
C/O ARCHER, CATHRO & ASSOCIATES (1981) LIMITED
1016-510 W HASTINGS ST
VANCOUVER BC V6B 1L8

Finalized Date: 2-JUL-2012
Account: RANSIL

Project: Keg-Fly-Hammer Zone

CERTIFICATE OF ANALYSIS WH12131516

Sample Description	Method	WEI-21	Au-AA24	Au-GRA22	Sn-XRF05	ME-MS61	ME-MS61	ME-MS61	ME-MS61	ME-MS61	ME-MS61	ME-MS61	ME-MS61	ME-MS61	ME-MS61	ME-MS61
	Analyte	Recvd Wt.	Au	Au	Sn	Ag	Al	As	Ba	Be	Bi	Ca	Cd	Ce	Co	Cr
	Units	kg	ppm	ppm	ppm	ppm	%	ppm	ppm	ppm	ppm	%	ppm	ppm	ppm	ppm
	LOR	0.02	0.005	0.05	5	0.01	0.01	0.2	10	0.05	0.01	0.01	0.02	0.01	0.1	1
K191769		0.19	0.121			64.9	1.51	1660	100	1.52	0.35	0.08	0.28	6.48	0.7	22
K191770		0.03	<0.005			0.53	1.78	66.0	310	2.46	0.71	0.06	0.24	34.5	8.1	15
K191771		0.38	0.095			0.62	2.22	1910	410	2.87	0.13	0.04	0.05	14.65	0.3	16
K191772		0.08	0.028			26.7	0.51	336	30	1.56	1.83	0.03	0.05	6.24	27.6	17
K191773		0.37	1.030			35.6	0.52	3710	40	1.17	0.09	0.05	0.79	8.95	0.4	22
K191774		0.06	NSS			>100	0.26	2240	40	1.25	0.05	0.01	878	1.34	0.3	5
K191775		0.18		0.65	508	>100	2.14	1935	80	2.83	0.30	0.13	124.0	19.40	1.0	5
K191776		0.28	0.350		678	>100	0.46	3410	90	1.70	0.12	0.03	53.2	2.73	0.7	12
K191777		1.26		0.54		>100	1.70	8440	80	2.07	0.26	0.05	69.1	13.75	1.0	15
K191778		<0.02	NSS			>100	0.28	471	2470	1.23	0.02	0.10	17.25	15.45	6.0	43
K191779		0.04	NSS			15.90	6.56	31.7	1220	0.63	0.03	4.69	2.44	48.3	30.1	130
K191780		0.11	<0.005			5.40	6.63	683	370	1.07	0.04	2.61	1.05	36.9	61.1	630
K191781		<0.02	NSS			>100	2.02	777	1610	3.63	3.20	0.05	10.90	54.6	5.0	6
K191782		<0.02	NSS			16.30	1.82	7800	1250	4.35	0.12	0.14	2.43	53.0	1.5	7
K191783		<0.02	NSS			>100	0.32	607	2120	1.89	0.04	0.06	26.1	23.9	1.9	3
K191784		0.03	NSS			>100	0.78	9110	920	1.85	0.09	0.03	81.0	19.20	2.8	2
K191785		0.06	0.319			>100	1.51	4470	780	2.28	0.33	0.03	38.8	14.85	2.4	2
K191786		0.05	0.385			>100	1.83	6850	540	2.26	0.32	0.03	31.5	26.6	4.5	4
K191787		0.02	0.215			>100	0.63	3740	1580	4.10	0.15	0.09	23.9	31.9	6.0	6
K191788		0.02	0.288			>100	0.85	3380	910	2.57	0.09	0.03	58.5	12.30	1.7	2
K191789		0.03	<0.005			44.6	3.70	23.3	160	2.25	41.9	0.08	3.55	35.9	1.0	5
K191790		0.02	0.175			>100	1.25	2940	330	2.85	0.35	0.03	15.25	9.58	0.9	7
K191791		<0.02	NSS			>100	1.10	3100	2010	2.22	0.47	0.08	9.74	26.5	20.4	1
K191792		0.03	0.107			>100	0.83	2370	760	1.92	0.25	0.03	6.81	13.90	5.2	6
K191793		<0.02	NSS			25.0	0.47	>10000	40	1.30	0.41	0.25	32.1	25.9	1.8	8
K191794		<0.02	NSS			>100	0.86	6630	3980	3.48	1.53	0.10	36.8	65.7	9.7	2
K191795		<0.02	NSS			93.0	0.57	60.2	100	2.03	0.08	0.02	0.74	6.42	0.7	5
K191796		0.17	NSS		508	>100	1.92	2270	240	3.36	0.17	0.02	20.4	18.95	1.3	7
K191797		0.16	0.272			>100	1.12	3620	270	2.58	1.86	0.02	26.3	9.51	1.7	18
K191798		0.03	0.045			>100	1.28	2370	730	3.21	0.11	0.03	18.70	26.4	3.4	10
K191799		<0.02	NSS			17.70	1.94	1200	650	2.10	0.55	0.04	1.42	13.65	1.4	12
K191800		0.02	NSS			6.88	9.14	30.1	450	6.52	11.35	0.21	0.35	63.6	4.9	7
K191801		0.06	0.043			96.0	1.52	791	400	2.83	1.59	0.02	4.08	18.85	5.2	12
K191802		0.28	0.331			>100	0.36	7450	30	0.35	0.33	0.08	61.3	4.90	0.3	11
K191803		0.02	NSS			>100	3.73	1090	730	3.09	0.16	0.32	3.31	51.7	18.5	8
K191804		0.03	0.031			58.1	0.54	2020	2020	1.93	0.03	0.04	2.94	23.0	4.9	7
K191805		0.41	0.691		1030	>100	0.67	3880	200	2.34	0.30	0.02	46.7	8.85	0.7	6

Comments: Gold assays on samples K191775 and K191777 are reported by fire assay gravimetric method due to high silver content in samples that may cause incomplete gold dissolution in aqua-regia solution.

***** See Appendix Page for comments regarding this certificate *****

ALS Canada Ltd.
2103 Dollarton Hwy
North Vancouver BC V7H 0A7
Phone: 604 984 0221 Fax: 604 984 0218 www.alsglobal.com

To: **SILVER RANGE RESOURCES LTD.**
C/O ARCHER, CATHRO & ASSOCIATES (1981) LIMITED
1016-510 W HASTINGS ST
VANCOUVER BC V6B 1L8

Finalized Date: 2-JUL-2012
Account: RANSIL

Project: Keg-Fly-Hammer Zone

CERTIFICATE OF ANALYSIS WH12131516

Sample Description	Method	ME-MS61	ME-MS61	ME-MS61	ME-MS61	ME-MS61	ME-MS61	ME-MS61	ME-MS61	ME-MS61	ME-MS61	ME-MS61	ME-MS61	ME-MS61	ME-MS61	ME-MS61
	Analyte	Cs	Cu	Fe	Ga	Ge	Hf	In	K	La	Li	Mg	Mn	Mo	Na	Nb
	Units	ppm	ppm	%	ppm	ppm	ppm	ppm	%	ppm	ppm	%	ppm	ppm	%	ppm
	LOR	0.05	0.2	0.01	0.05	0.05	0.1	0.005	0.01	0.5	0.2	0.01	5	0.05	0.01	0.1
K191769		4.75	65.3	3.71	5.96	0.10	0.3	0.044	0.55	3.2	128.5	0.06	1620	0.55	0.02	1.8
K191770		11.35	10.3	3.93	6.88	0.12	0.4	0.031	0.59	12.5	171.5	0.10	2320	1.25	0.05	1.8
K191771		10.20	3.9	0.57	9.26	<0.05	0.4	0.009	1.03	7.9	142.5	0.09	33	0.30	0.03	2.3
K191772		2.64	143.0	16.45	1.35	0.28	0.1	0.018	0.09	3.6	158.5	0.03	571	0.34	0.01	0.4
K191773		6.60	11.8	1.45	1.15	0.05	0.1	0.007	0.12	5.2	189.0	0.02	542	0.50	0.01	0.2
K191774		2.09	1370	2.86	1.24	0.05	<0.1	<0.005	0.03	3.1	133.5	<0.01	597	0.28	0.01	0.1
K191775		8.67	2760	4.83	11.00	0.08	0.5	<0.005	0.81	10.1	88.2	0.08	35400	2.31	0.02	2.9
K191776		4.06	2100	7.85	7.77	0.16	<0.1	0.099	0.11	1.3	118.0	0.01	58900	2.90	0.01	0.3
K191777		7.54	1700	6.26	8.14	0.10	0.4	<0.005	0.64	7.2	109.5	0.05	19600	0.17	0.01	2.1
K191778		0.56	310	18.35	41.9	0.44	0.1	<0.005	0.16	5.2	5.2	0.01	>100000	3.49	0.02	0.5
K191779		0.95	115.0	9.28	18.50	0.19	1.8	0.079	1.10	29.8	27.0	2.66	3040	2.48	0.89	23.8
K191780		4.59	6.7	11.55	21.1	0.26	0.8	0.083	0.43	16.8	138.0	6.59	3920	0.46	0.41	11.8
K191781		9.65	2980	8.20	11.30	0.15	0.4	0.010	0.73	19.5	66.5	0.07	84900	0.78	0.06	2.0
K191782		13.30	19.5	4.96	11.80	0.11	0.2	0.016	0.66	25.0	85.5	0.06	>100000	0.35	0.03	2.5
K191783		1.81	1170	12.15	23.9	0.30	0.1	<0.005	0.21	11.4	29.8	0.02	>100000	0.77	0.02	0.6
K191784		5.43	689	7.10	7.33	0.10	0.1	<0.005	0.24	6.5	112.0	0.02	83100	0.40	0.03	1.0
K191785		6.26	1270	6.47	10.10	0.11	0.3	0.017	0.57	7.0	92.1	0.04	76000	0.24	0.02	1.5
K191786		5.84	932	10.95	8.89	0.16	0.4	<0.005	0.70	10.2	70.5	0.05	20200	0.31	0.02	2.7
K191787		7.87	479	6.99	5.43	0.10	0.1	<0.005	0.18	11.0	119.0	0.03	64900	4.45	0.02	0.5
K191788		6.42	3320	5.89	7.51	0.09	0.1	<0.005	0.26	5.6	104.0	0.02	76600	0.70	0.01	0.7
K191789		2.83	393	8.12	14.00	0.16	0.4	2.54	1.05	18.6	106.5	0.08	2180	0.40	0.03	3.5
K191790		6.83	1165	3.18	5.35	0.07	0.2	0.027	0.39	4.5	161.5	0.04	26400	0.91	0.02	1.1
K191791		2.68	849	9.94	16.00	0.21	0.3	0.017	0.39	7.8	27.2	0.03	>100000	0.95	0.04	1.2
K191792		2.93	869	8.42	4.40	0.18	0.1	0.017	0.27	5.4	121.5	0.02	35100	1.68	0.02	0.8
K191793		1.37	94.3	5.57	1.66	0.12	0.1	0.029	0.08	16.2	57.1	0.02	3170	0.91	0.02	0.3
K191794		11.15	1300	5.17	8.59	0.15	0.1	0.108	0.35	36.0	53.9	0.02	>100000	7.35	0.03	0.2
K191795		3.72	15.1	0.75	2.51	<0.05	<0.1	0.054	0.15	3.3	120.0	0.02	605	0.34	0.02	0.2
K191796		7.93	2040	8.53	7.50	0.20	0.4	0.010	0.73	9.2	63.4	0.04	20600	0.40	0.02	1.7
K191797		5.54	638	1.84	3.98	0.07	0.1	0.133	0.36	4.1	188.5	0.03	6660	0.69	0.01	0.6
K191798		7.67	730	5.80	8.05	0.11	0.2	<0.005	0.45	9.2	93.9	0.03	76900	1.79	0.02	1.1
K191799		16.25	13.0	0.61	7.78	0.08	0.5	0.012	0.67	7.4	336	0.05	472	0.23	0.04	2.3
K191800		12.70	8.7	1.56	37.9	0.16	1.5	0.101	4.40	27.8	85.8	0.30	922	0.40	1.52	8.2
K191801		5.77	385	4.74	6.76	0.13	0.4	0.005	0.71	9.2	42.9	0.04	23000	6.31	0.02	1.9
K191802		3.24	560	2.96	4.10	0.11	<0.1	0.009	0.10	5.3	137.0	0.02	30300	0.18	0.01	0.2
K191803		8.15	33.7	5.59	9.80	0.17	0.9	0.031	1.50	19.7	154.5	0.18	22000	0.60	0.02	4.4
K191804		6.84	20.9	3.12	5.44	0.10	0.1	0.009	0.12	8.7	180.5	0.01	77000	0.82	0.02	0.2
K191805		4.40	5290	8.32	7.35	0.18	0.1	0.075	0.22	4.7	92.3	0.02	73300	0.94	0.01	0.6

Comments: Gold assays on samples K191775 and K191777 are reported by fire assay gravimetric method due to high silver content in samples that may cause incomplete gold dissolution in aqua-regia solution.

***** See Appendix Page for comments regarding this certificate *****

ALS Canada Ltd.
2103 Dollarton Hwy
North Vancouver BC V7H 0A7
Phone: 604 984 0221 Fax: 604 984 0218 www.alsglobal.com

To: **SILVER RANGE RESOURCES LTD.**
C/O ARCHER, CATHRO & ASSOCIATES (1981) LIMITED
1016-510 W HASTINGS ST
VANCOUVER BC V6B 1L8

Finalized Date: 2-JUL-2012
Account: RANSIL

Project: Keg-Fly-Hammer Zone

CERTIFICATE OF ANALYSIS WH12131516

Sample Description	Method	ME-MS61	ME-MS61	ME-MS61	ME-MS61	ME-MS61	ME-MS61	ME-MS61	ME-MS61	ME-MS61	ME-MS61	ME-MS61	ME-MS61	ME-MS61	ME-MS61	ME-MS61
	Analyte	Ni	P	Pb	Rb	Re	S	Sb	Sc	Se	Sn	Sr	Ta	Te	Th	Ti
	Units	ppm	ppm	ppm	ppm	ppm	%	ppm	ppm	ppm	ppm	ppm	ppm	ppm	ppm	%
	LOR	0.2	10	0.5	0.1	0.002	0.01	0.05	0.1	1	0.2	0.2	0.05	0.05	0.2	0.005
K191769		2.3	290	357	62.8	<0.002	0.08	163.0	1.5	2	11.4	7.7	0.44	0.06	10.1	0.024
K191770		14.1	280	20.3	78.6	<0.002	0.01	17.25	3.6	1	1.8	12.3	0.16	<0.05	4.5	0.044
K191771		1.1	100	10.9	118.5	<0.002	0.08	51.5	1.3	1	2.1	30.7	0.23	<0.05	3.9	0.040
K191772		53.0	60	292	10.9	<0.002	4.31	146.0	2.9	1	0.3	5.8	<0.05	0.05	0.3	0.006
K191773		1.3	50	66.6	16.5	<0.002	0.77	165.0	0.3	1	1.1	10.6	<0.05	<0.05	0.9	<0.005
K191774		0.7	70	>10000	3.8	<0.002	0.59	>10000	0.2	1	278	3.7	<0.05	<0.05	0.3	<0.005
K191775		1.2	150	>10000	94.0	<0.002	3.08	1805	1.3	5	500	11.9	0.28	0.05	4.5	0.041
K191776		1.2	60	>10000	14.6	<0.002	1.00	1590	1.5	4	>500	13.4	<0.05	0.07	0.7	<0.005
K191777		0.8	120	>10000	69.2	<0.002	1.95	4290	1.1	1	418	13.5	0.20	<0.05	3.6	0.029
K191778		20.5	80	1330	5.5	<0.002	0.08	288	1.5	2	46.6	147.5	<0.05	<0.05	1.0	0.006
K191779		139.0	1440	116.5	27.5	<0.002	0.03	23.6	22.1	2	5.4	31.0	1.44	<0.05	2.3	1.110
K191780		456	960	68.6	26.8	<0.002	0.01	10.60	22.2	1	2.5	140.0	0.78	<0.05	1.6	0.683
K191781		5.7	110	3370	73.9	<0.002	0.60	578	1.2	1	105.5	36.2	0.18	<0.05	4.6	0.034
K191782		6.3	200	124.5	74.7	<0.002	0.18	67.9	2.9	1	12.3	87.5	0.21	<0.05	4.1	0.045
K191783		8.2	80	8190	7.9	<0.002	0.06	1035	0.7	1	75.9	116.0	<0.05	<0.05	1.3	0.006
K191784		3.0	50	4240	24.0	<0.002	0.80	937	1.3	1	217	37.4	0.08	<0.05	1.7	0.014
K191785		1.5	140	>10000	59.8	<0.002	1.86	3330	1.0	2	249	26.8	0.13	0.07	3.0	0.021
K191786		1.4	140	>10000	73.0	<0.002	2.00	2470	1.4	1	331	14.8	0.23	<0.05	4.8	0.044
K191787		9.0	210	6450	15.9	<0.002	0.10	1545	1.0	2	306	181.5	<0.05	<0.05	2.3	0.007
K191788		2.8	90	>10000	29.1	<0.002	0.23	5050	0.7	1	323	26.4	0.05	<0.05	1.7	0.010
K191789		1.3	370	1245	116.0	<0.002	0.41	40.4	1.8	3	15.9	17.3	0.26	0.32	4.0	0.073
K191790		1.9	90	5890	46.0	<0.002	0.55	863	0.9	1	188.0	24.7	0.12	<0.05	2.1	0.016
K191791		11.0	140	>10000	35.2	0.002	0.26	1545	0.9	2	290	112.0	0.10	<0.05	2.5	0.017
K191792		5.1	150	6330	26.5	<0.002	0.46	504	1.0	3	46.3	34.2	0.06	0.05	1.7	0.011
K191793		6.4	1950	>10000	8.4	<0.002	0.02	410	0.6	1	7.6	6.5	<0.05	<0.05	0.9	0.007
K191794		40.9	460	>10000	32.1	0.002	0.14	1960	1.0	4	45.6	207	<0.05	0.05	0.7	<0.005
K191795		1.6	80	382	17.0	<0.002	0.03	45.1	0.4	1	158.0	8.7	<0.05	<0.05	1.0	0.006
K191796		0.8	220	>10000	71.2	0.002	0.74	7230	1.3	2	500	14.5	0.12	0.05	3.8	0.035
K191797		1.2	80	>10000	40.0	<0.002	0.54	2890	0.9	4	144.5	20.7	0.05	<0.05	1.8	0.012
K191798		4.7	110	>10000	45.7	<0.002	0.22	629	1.0	1	136.0	36.5	0.10	<0.05	2.7	0.016
K191799		2.3	30	545	69.3	<0.002	0.27	3950	0.9	1	6.8	32.6	0.09	<0.05	5.0	0.049
K191800		3.1	800	507	439	<0.002	0.01	29.6	4.4	1	19.0	78.3	1.75	0.12	14.8	0.103
K191801		1.6	820	956	56.2	<0.002	0.02	70.7	0.5	1	6.1	47.0	0.14	0.05	5.0	0.028
K191802		0.8	40	>10000	10.7	<0.002	4.07	>10000	0.2	2	480	3.1	<0.05	<0.05	1.0	0.005
K191803		9.4	210	2160	160.0	<0.002	0.20	1860	8.4	1	26.1	17.7	0.34	<0.05	5.1	0.180
K191804		6.5	90	738	11.3	<0.002	0.10	594	2.1	<1	7.2	56.2	<0.05	<0.05	1.0	<0.005
K191805		0.9	100	>10000	20.9	0.002	1.09	5690	0.8	4	>500	24.0	<0.05	<0.05	1.4	0.009

Comments: Gold assays on samples K191775 and K191777 are reported by fire assay gravimetric method due to high silver content in samples that may cause incomplete gold dissolution in aqua-regia solution.

***** See Appendix Page for comments regarding this certificate *****

ALS Canada Ltd.
2103 Dollarton Hwy
North Vancouver BC V7H 0A7
Phone: 604 984 0221 Fax: 604 984 0218 www.alsglobal.com

To: **SILVER RANGE RESOURCES LTD.**
C/O ARCHER, CATHRO & ASSOCIATES (1981) LIMITED
1016-510 W HASTINGS ST
VANCOUVER BC V6B 1L8

Finalized Date: 2-JUL-2012
Account: RANSIL

Project: Keg-Fly-Hammer Zone

CERTIFICATE OF ANALYSIS WH12131516

Sample Description	Method	ME-MS61	ME-MS61	ME-MS61	ME-MS61	ME-MS61	ME-MS61	ME-MS61	Ag-OG62	Pb-OG62	Zn-OG62	Ag-GRA21
	Analyte	Tl	U	V	W	Y	Zn	Zr	Ag	Pb	Zn	Ag
	Units	ppm	ppm	ppm	ppm	ppm	ppm	ppm	ppm	%	%	ppm
	LOR	0.02	0.1	1	0.1	0.1	2	0.5	1	0.001	0.001	5
K191769		0.79	7.3	11	0.9	1.2	263	8.5				
K191770		1.13	15.0	11	1.1	4.9	82	14.7				
K191771		0.66	2.1	5	2.8	1.6	2	13.1				
K191772		0.77	5.1	6	0.6	5.2	125	3.1				
K191773		0.41	2.0	1	0.3	1.2	21	2.0				
K191774		0.27	110.5	1	<0.1	0.9	1330	0.6	>1500	3.45		NSS
K191775		1.34	7.6	4	1.2	4.8	>10000	16.2	>1500	1.965	2.21	3070
K191776		0.29	6.9	1	2.4	8.9	>10000	1.5	>1500	1.310	1.790	1905
K191777		1.51	10.6	3	0.7	3.9	9130	13.5	>1500	3.19		3010
K191778		1.08	12.1	<1	2.0	51.8	2090	3.9	NSS			
K191779		0.16	2.5	267	0.3	18.6	175	76.2				
K191780		0.24	0.5	269	6.7	13.1	257	32.2				
K191781		1.82	5.6	7	1.0	6.7	1400	12.6	NSS			
K191782		1.72	2.1	7	3.6	17.5	352	8.5				
K191783		0.27	5.5	<1	0.8	15.3	2300	8.2	NSS			
K191784		0.59	9.5	3	0.6	9.1	3950	5.6	NSS			
K191785		0.89	6.3	2	0.9	3.6	9770	10.5	>1500	3.22		NSS
K191786		1.53	3.3	8	1.4	3.3	>10000	15.2	>1500	1.555	1.050	2030
K191787		0.80	69.9	4	2.0	9.3	4310	4.1	1440			
K191788		0.55	25.1	1	0.8	7.5	2500	4.7	NSS	NSS		
K191789		2.42	1.0	15	3.6	4.5	2110	14.4				
K191790		0.57	8.5	3	0.7	2.9	3370	7.0	611			
K191791		1.45	22.5	5	2.9	42.4	1940	10.2	NSS	NSS		
K191792		0.92	41.3	3	0.9	3.6	1380	5.3	638			
K191793		0.14	13.9	5	3.9	11.2	907	2.0		NSS		
K191794		0.69	138.0	7	0.3	22.8	6730	4.5	NSS	NSS		
K191795		0.36	1.8	3	0.5	0.8	135	1.7				
K191796		1.35	151.5	7	0.7	3.6	2790	12.7	>1500	2.70		4260
K191797		0.49	35.4	3	0.4	1.5	4680	4.9	>1500	1.855		2080
K191798		1.02	31.7	5	1.0	7.7	2340	8.5	667	1.335		
K191799		0.89	2.3	4	0.2	1.9	107	19.4				
K191800		2.99	2.4	31	1.6	6.4	153	54.8				
K191801		1.70	21.8	6	1.5	4.3	583	14.1				
K191802		0.95	2.1	1	0.2	0.9	>10000	1.8	>1500	3.95	2.73	3610
K191803		3.25	1.4	48	4.7	35.8	1260	25.8	NSS			
K191804		0.47	3.8	5	0.9	6.8	598	2.3				
K191805		0.43	23.8	3	1.5	10.1	6900	3.8	>1500	4.08		8460

Comments: Gold assays on samples K191775 and K191777 are reported by fire assay gravimetric method due to high silver content in samples that may cause incomplete gold dissolution in aqua-regia solution.

***** See Appendix Page for comments regarding this certificate *****

ALS Canada Ltd.
2103 Dollarton Hwy
North Vancouver BC V7H 0A7
Phone: 604 984 0221 Fax: 604 984 0218 www.alsglobal.com

To: **SILVER RANGE RESOURCES LTD.**
C/O ARCHER, CATHRO & ASSOCIATES (1981) LIMITED
1016-510 W HASTINGS ST
VANCOUVER BC V6B 1L8

Finalized Date: 2-JUL-2012
Account: RANSIL

Project: Keg-Fly-Hammer Zone

CERTIFICATE OF ANALYSIS WH12131516

Method	CERTIFICATE COMMENTS
ALL METHODS	NSS is non-sufficient sample.
ME-MS61	REE's may not be totally soluble in this method.

ALS Canada Ltd.

2103 Dollarton Hwy
North Vancouver BC V7H 0A7
Phone: 604 984 0221 Fax: 604 984 0218 www.alsglobal.com

To: **SILVER RANGE RESOURCES LTD.**
C/O ARCHER, CATHRO & ASSOCIATES (1981) LIMITED
1016-510 W HASTINGS ST
VANCOUVER BC V6B 1L8

Finalized Date: 19-JUN-2012
Account: RANSIL

CERTIFICATE WH12131517

Project: Keg-Fly-Hammer Zone

P.O. No.:

This report is for 67 Soil samples submitted to our lab in Whitehorse, YT, Canada on 12-JUN-2012.

The following have access to data associated with this certificate:

MATT DUMALA	JOAN MARIACHER	HEATHER SMITH

SAMPLE PREPARATION

ALS CODE	DESCRIPTION
WEI-21	Received Sample Weight
LOG-22	Sample login - Rcd w/o BarCode
SCR-41	Screen to -180um and save both

ANALYTICAL PROCEDURES

ALS CODE	DESCRIPTION	INSTRUMENT
Au-ICP21	Au 30g FA ICP-AES Finish	ICP-AES
ME-MS41	51 anal. aqua regia ICPMS	

To: **SILVER RANGE RESOURCES LTD.**
ATTN: HEATHER SMITH
C/O ARCHER, CATHRO & ASSOCIATES (1981) LIMITED
1016-510 W HASTINGS ST
VANCOUVER BC V6B 1L8

This is the Final Report and supersedes any preliminary report with this certificate number. Results apply to samples as submitted. All pages of this report have been checked and approved for release.

***** See Appendix Page for comments regarding this certificate *****

Signature: 

Colin Ramshaw, Vancouver Laboratory Manager

ALS Canada Ltd.
2103 Dollarton Hwy
North Vancouver BC V7H 0A7
Phone: 604 984 0221 Fax: 604 984 0218 www.alsglobal.com

To: **SILVER RANGE RESOURCES LTD.**
C/O ARCHER, CATHRO & ASSOCIATES (1981) LIMITED
1016-510 W HASTINGS ST
VANCOUVER BC V6B 1L8

Finalized Date: 19-JUN-2012
Account: RANSIL

Project: Keg-Fly-Hammer Zone

CERTIFICATE OF ANALYSIS WH12131517

Sample Description	Method	WEI-21	Au-ICP21	ME-MS41	ME-MS41	ME-MS41	ME-MS41	ME-MS41	ME-MS41	ME-MS41	ME-MS41	ME-MS41	ME-MS41	ME-MS41	ME-MS41	ME-MS41
	Analyte	Recvd Wt.	Au	Ag	Al	As	Au	B	Ba	Be	Bi	Ca	Cd	Ce	Co	Cr
	Units	kg	ppm	ppm	%	ppm	ppm	ppm	ppm	ppm	ppm	%	ppm	ppm	ppm	ppm
	LOR	0.02	0.001	0.01	0.01	0.1	0.2	10	10	0.05	0.01	0.01	0.01	0.02	0.1	1
DD018379		0.19	0.005	0.18	1.37	8.6	<0.2	<10	110	1.03	0.49	0.23	0.16	48.8	6.9	20
DD018380		0.20	0.001	0.07	0.99	4.7	<0.2	<10	60	0.80	0.40	0.15	0.08	30.5	3.9	11
DD018381		0.27	0.002	0.08	1.25	20.8	<0.2	<10	70	0.95	0.48	0.15	0.17	40.9	5.6	17
DD018382		0.39	0.003	0.12	1.13	16.1	<0.2	<10	100	1.68	0.57	0.24	0.29	82.5	7.4	19
DD018383		0.37	0.003	0.12	1.49	11.1	<0.2	<10	110	0.95	0.38	0.20	0.31	47.1	9.6	26
DD018384		0.41	0.004	0.16	1.03	9.3	<0.2	<10	150	1.02	0.40	0.33	0.27	69.8	7.6	21
DD018385		0.33	0.002	0.17	1.28	9.2	<0.2	<10	120	1.30	0.45	0.23	0.25	75.3	7.3	21
DD018386		0.36	0.002	0.20	1.13	25.0	<0.2	<10	90	1.22	0.44	0.18	0.17	77.4	6.5	19
DD018387		0.25	0.003	0.20	0.98	15.4	<0.2	<10	120	0.79	0.36	0.27	0.28	58.6	7.5	20
DD018388		0.45	0.002	0.29	1.13	17.0	<0.2	<10	130	1.05	0.46	0.20	0.28	61.6	7.0	21
DD018389		0.21	0.002	0.27	1.31	13.3	<0.2	<10	150	0.79	0.56	0.14	0.09	40.9	6.3	22
DD018390		0.45	0.002	0.25	1.47	16.8	<0.2	<10	90	1.16	0.81	0.16	0.15	62.3	7.0	21
DD018391		0.32	0.002	0.21	1.45	15.8	<0.2	<10	110	1.14	0.69	0.14	0.19	50.0	7.8	23
DD018392		0.30	0.002	0.13	1.40	8.0	<0.2	<10	90	0.79	0.47	0.13	0.14	33.6	6.0	21
DD018393		0.14	0.002	0.09	1.43	9.5	<0.2	<10	110	0.87	0.45	0.12	0.15	41.7	16.2	19
DD018394		0.22	0.001	0.15	1.42	7.2	<0.2	<10	80	0.79	0.52	0.12	0.12	34.2	5.8	20
DD018395		0.22	0.001	0.18	1.37	7.9	<0.2	<10	80	0.93	0.68	0.15	0.15	41.5	5.5	19
DD018396		0.31	0.002	0.31	1.24	8.2	<0.2	<10	90	0.79	0.61	0.12	0.17	39.4	4.7	17
DD018397		0.30	0.001	0.18	1.10	9.4	<0.2	<10	100	0.70	0.43	0.23	0.26	46.7	5.6	20
DD018398		0.40	0.002	0.28	1.28	8.3	<0.2	<10	100	0.73	0.61	0.17	0.15	38.0	4.1	18
DD018399		0.31	0.002	0.19	1.06	9.4	<0.2	<10	90	0.64	0.43	0.23	0.23	43.7	5.3	17
DD018400		0.32	0.003	0.28	1.50	11.6	<0.2	<10	120	1.01	0.66	0.16	0.18	44.0	7.8	24
DD018401		0.35	0.002	0.61	1.63	14.7	<0.2	<10	130	1.06	0.71	0.16	0.25	49.1	8.1	24
DD018402		0.37	0.004	1.13	1.95	23.2	<0.2	<10	160	1.34	0.64	0.16	0.21	68.9	9.1	27
DD018403		0.24	0.003	0.56	1.64	14.7	<0.2	<10	120	1.06	0.63	0.13	0.17	37.5	7.3	25
DD018404		0.26	0.004	0.93	1.07	14.3	<0.2	<10	100	0.89	0.44	0.17	0.27	41.2	5.5	18
DD018405		0.30	0.004	0.36	1.46	17.2	<0.2	<10	140	1.33	0.58	0.16	0.18	49.6	7.0	23
DD018406		0.38	0.003	0.20	1.16	11.1	<0.2	<10	80	0.96	0.40	0.19	0.21	43.7	5.5	19
DD018407		0.21	0.005	0.29	2.18	21.8	<0.2	<10	220	2.31	0.77	0.15	0.20	95.2	10.3	30
DD018408		0.24	0.007	0.66	1.20	33.5	<0.2	<10	130	1.24	0.42	0.26	0.37	55.0	6.5	20
DD018409		0.32	0.014	0.27	1.26	50.3	<0.2	<10	100	1.20	0.79	0.28	0.31	53.1	7.1	20
DD018410		0.28	0.004	0.37	1.23	24.1	<0.2	<10	100	1.34	0.66	0.27	0.22	70.3	6.1	20
DD018411		0.34	0.004	0.29	1.24	29.6	<0.2	<10	130	1.39	0.40	0.27	0.40	59.5	7.0	21
DD018412		0.25	0.004	0.16	1.73	13.9	<0.2	<10	100	0.81	0.31	0.14	0.31	32.4	6.9	31
DD018413		0.27	0.002	0.24	0.92	27.0	<0.2	<10	80	1.38	0.47	0.23	0.27	65.8	5.4	15
DD018414		0.19	0.005	3.62	1.18	99.2	<0.2	<10	90	1.92	0.76	0.13	0.22	50.2	6.3	16
CC142492		0.17	0.002	0.36	0.71	297	<0.2	<10	170	1.69	0.11	0.06	0.06	62.1	2.9	5
CC142493		0.14	0.003	0.16	1.44	9.2	<0.2	<10	130	2.20	0.97	0.24	0.08	68.8	5.4	19
CC142494		0.20	0.003	1.71	1.40	16.2	<0.2	<10	100	0.95	0.56	0.22	0.26	59.4	9.6	24
CC142495		0.25	0.008	0.10	1.30	158.5	<0.2	<10	90	0.61	0.56	0.12	0.30	32.4	6.7	25

***** See Appendix Page for comments regarding this certificate *****

ALS Canada Ltd.
2103 Dollarton Hwy
North Vancouver BC V7H 0A7
Phone: 604 984 0221 Fax: 604 984 0218 www.alsglobal.com

To: **SILVER RANGE RESOURCES LTD.**
C/O ARCHER, CATHRO & ASSOCIATES (1981) LIMITED
1016-510 W HASTINGS ST
VANCOUVER BC V6B 1L8

Finalized Date: 19-JUN-2012
Account: RANSIL

Project: Keg-Fly-Hammer Zone

CERTIFICATE OF ANALYSIS WH12131517

Sample Description	Method	ME-MS41	ME-MS41	ME-MS41	ME-MS41	ME-MS41	ME-MS41	ME-MS41	ME-MS41	ME-MS41	ME-MS41	ME-MS41	ME-MS41	ME-MS41	ME-MS41	ME-MS41
	Analyte	Cs	Cu	Fe	Ga	Ge	Hf	Hg	In	K	La	Li	Mg	Mn	Mo	Na
	Units	ppm	ppm	%	ppm	ppm	ppm	ppm	ppm	%	ppm	ppm	%	ppm	ppm	%
	LOR	0.05	0.2	0.01	0.05	0.05	0.02	0.01	0.005	0.01	0.2	0.1	0.01	5	0.05	0.01
DD018379		6.99	19.5	2.24	5.91	0.09	0.03	0.04	0.028	0.09	24.2	27.9	0.40	291	1.14	0.01
DD018380		4.62	21.1	1.58	4.22	0.05	<0.02	0.03	0.016	0.06	15.0	18.7	0.21	177	0.68	0.02
DD018381		6.00	10.5	2.11	6.63	0.07	0.02	0.04	0.023	0.11	20.4	43.2	0.37	276	0.85	0.01
DD018382		11.30	26.3	2.41	5.24	0.13	0.04	0.03	0.025	0.08	44.2	23.2	0.34	827	1.28	0.01
DD018383		3.21	19.2	2.56	5.00	0.10	0.06	0.03	0.032	0.08	22.2	25.8	0.46	491	1.52	0.01
DD018384		6.16	18.4	2.22	4.15	0.11	0.07	0.02	0.028	0.09	36.8	19.6	0.36	565	1.03	0.01
DD018385		6.72	18.6	2.25	4.95	0.11	0.04	0.03	0.034	0.08	35.9	22.4	0.38	412	1.04	0.01
DD018386		5.74	14.3	2.11	4.64	0.11	0.02	0.03	0.029	0.08	39.7	18.3	0.30	457	1.12	0.01
DD018387		3.53	15.5	2.10	3.95	0.09	0.04	0.02	0.024	0.07	27.5	16.0	0.33	749	1.11	0.01
DD018388		4.87	15.4	2.10	4.53	0.09	0.03	0.03	0.030	0.07	28.0	19.0	0.33	449	1.13	0.01
DD018389		6.06	11.6	2.19	6.01	0.07	<0.02	0.06	0.028	0.07	21.6	21.6	0.34	340	1.38	0.01
DD018390		5.78	16.5	2.27	6.68	0.10	0.03	0.03	0.029	0.11	31.3	36.4	0.42	349	0.94	0.01
DD018391		4.76	16.6	2.32	6.48	0.08	0.02	0.03	0.032	0.11	24.1	35.4	0.43	473	1.03	0.01
DD018392		3.47	16.0	2.23	6.05	0.07	0.02	0.04	0.026	0.09	16.5	28.3	0.39	266	1.07	0.01
DD018393		3.40	19.0	2.44	5.59	0.08	0.02	0.03	0.023	0.09	18.6	27.0	0.37	1590	1.05	0.02
DD018394		3.66	17.0	2.09	6.02	0.06	0.02	0.03	0.025	0.09	16.9	29.0	0.38	282	1.04	0.01
DD018395		4.24	17.3	2.23	5.96	0.08	0.02	0.03	0.027	0.09	20.8	29.7	0.37	242	0.97	0.01
DD018396		3.26	14.0	1.87	5.41	0.07	0.02	0.03	0.024	0.08	18.8	24.6	0.32	204	0.90	0.01
DD018397		2.17	12.9	1.96	4.84	0.10	0.02	0.01	0.023	0.09	23.7	24.2	0.38	292	0.80	0.01
DD018398		3.11	11.2	1.68	5.23	0.08	0.02	0.03	0.019	0.07	19.9	25.0	0.35	166	0.74	0.01
DD018399		1.96	12.2	1.83	4.34	0.09	0.03	0.01	0.018	0.07	21.9	19.5	0.31	314	0.83	0.01
DD018400		2.98	13.1	2.44	6.33	0.09	0.02	0.03	0.028	0.08	21.6	28.5	0.44	529	1.19	0.01
DD018401		3.19	17.4	2.53	6.50	0.10	0.02	0.04	0.032	0.08	23.5	24.6	0.40	689	1.35	0.02
DD018402		4.00	18.2	2.75	7.08	0.12	0.03	0.05	0.035	0.08	35.7	25.2	0.47	640	1.63	0.01
DD018403		3.77	11.7	2.56	6.39	0.08	<0.02	0.06	0.034	0.09	20.3	25.1	0.44	461	1.37	0.01
DD018404		2.55	10.9	1.96	4.59	0.09	<0.02	0.03	0.021	0.06	21.4	18.2	0.31	423	1.10	0.01
DD018405		4.74	12.8	2.33	5.16	0.09	0.03	0.04	0.030	0.08	25.8	21.0	0.36	559	1.28	0.01
DD018406		3.49	11.5	1.99	4.17	0.09	0.02	0.03	0.023	0.07	23.8	19.0	0.34	302	1.06	0.01
DD018407		9.80	23.4	3.09	7.13	0.19	0.05	0.06	0.039	0.10	61.7	25.8	0.46	781	1.76	0.01
DD018408		4.36	16.2	2.01	4.41	0.10	0.04	0.04	0.020	0.07	29.3	18.3	0.35	729	1.18	0.01
DD018409		6.46	12.2	2.08	4.29	0.09	0.06	0.03	0.022	0.07	24.4	21.3	0.38	415	1.22	0.01
DD018410		9.13	10.5	2.25	4.89	0.11	0.02	0.03	0.025	0.09	37.4	18.5	0.35	487	1.15	0.01
DD018411		5.57	13.3	2.19	4.31	0.11	0.04	0.02	0.023	0.08	28.9	18.7	0.40	540	1.15	0.01
DD018412		1.46	13.5	2.93	5.32	0.09	0.03	0.05	0.026	0.07	16.1	14.2	0.49	258	1.89	0.02
DD018413		9.43	12.3	1.87	3.84	0.13	0.04	0.03	0.020	0.07	34.9	16.5	0.28	482	0.77	0.01
DD018414		27.9	16.6	2.87	4.37	0.10	0.02	0.05	0.033	0.10	26.1	19.5	0.28	991	1.28	0.01
CC142492		16.00	7.1	6.66	3.20	0.18	0.03	0.02	0.090	0.56	37.5	4.8	0.07	210	1.48	0.04
CC142493		9.84	12.2	2.32	5.08	0.12	0.03	0.02	0.025	0.08	36.1	21.8	0.37	373	0.75	0.01
CC142494		3.88	16.2	2.56	5.40	0.12	0.03	0.03	0.027	0.13	29.8	31.7	0.52	579	1.11	0.01
CC142495		3.41	13.6	2.72	6.59	0.08	0.02	0.04	0.070	0.08	14.9	20.6	0.38	286	1.59	0.01

***** See Appendix Page for comments regarding this certificate *****

ALS Canada Ltd.
2103 Dollarton Hwy
North Vancouver BC V7H 0A7
Phone: 604 984 0221 Fax: 604 984 0218 www.alsglobal.com

To: **SILVER RANGE RESOURCES LTD.**
C/O ARCHER, CATHRO & ASSOCIATES (1981) LIMITED
1016-510 W HASTINGS ST
VANCOUVER BC V6B 1L8

Finalized Date: 19-JUN-2012
Account: RANSIL

Project: Keg-Fly-Hammer Zone

CERTIFICATE OF ANALYSIS WH12131517

Sample Description	Method	ME-MS41	ME-MS41	ME-MS41	ME-MS41	ME-MS41	ME-MS41	ME-MS41	ME-MS41	ME-MS41	ME-MS41	ME-MS41	ME-MS41	ME-MS41	ME-MS41	ME-MS41
	Analyte	Nb	Ni	P	Pb	Rb	Re	S	Sb	Sc	Se	Sn	Sr	Ta	Te	Th
	Units	ppm	ppm	ppm	ppm	ppm	ppm	%	ppm	ppm	ppm	ppm	ppm	ppm	ppm	ppm
	LOR	0.05	0.2	10	0.2	0.1	0.001	0.01	0.05	0.1	0.2	0.2	0.2	0.01	0.01	0.2
DD018379		1.20	17.5	960	27.3	18.2	<0.001	0.02	0.88	2.7	0.6	0.8	15.9	0.01	0.03	3.9
DD018380		0.58	8.5	800	12.3	13.0	<0.001	0.03	0.63	1.2	0.5	0.5	11.2	<0.01	0.03	0.8
DD018381		0.95	13.2	740	17.2	23.5	<0.001	0.02	1.82	1.7	0.5	1.0	10.3	<0.01	0.02	2.8
DD018382		0.86	17.1	920	32.8	16.4	<0.001	0.01	1.83	3.1	0.7	0.6	16.4	0.01	0.02	10.1
DD018383		1.33	23.6	780	21.6	16.1	<0.001	0.02	1.03	3.1	0.7	0.6	15.2	0.01	0.03	5.6
DD018384		0.77	18.1	960	24.0	16.1	<0.001	<0.01	1.09	3.5	0.5	0.6	20.1	<0.01	0.02	13.1
DD018385		0.96	19.0	860	26.8	17.4	<0.001	0.01	0.85	2.9	0.6	0.6	14.1	<0.01	0.03	9.1
DD018386		0.75	15.6	780	25.3	17.8	<0.001	0.01	1.11	2.2	0.6	0.6	12.0	<0.01	0.02	6.8
DD018387		0.91	16.8	880	21.9	14.0	<0.001	<0.01	1.73	2.8	0.6	0.5	17.0	<0.01	0.02	9.5
DD018388		0.92	16.4	800	31.3	17.2	<0.001	0.01	3.08	2.7	0.5	0.7	13.6	<0.01	0.02	5.3
DD018389		0.81	14.9	730	27.1	20.4	<0.001	0.04	1.67	1.7	0.5	0.8	13.4	<0.01	0.02	1.1
DD018390		1.17	16.4	740	30.1	25.6	<0.001	0.01	2.27	2.4	0.6	1.0	12.7	<0.01	0.02	6.4
DD018391		1.24	17.9	640	29.0	24.1	<0.001	0.02	1.77	2.5	0.6	1.0	13.1	<0.01	0.02	5.0
DD018392		0.99	15.6	740	17.7	19.9	<0.001	0.04	0.66	1.8	0.6	0.9	10.5	<0.01	0.03	1.1
DD018393		0.91	14.7	650	16.6	19.9	<0.001	0.03	0.56	1.9	0.7	0.9	12.0	0.01	0.03	1.2
DD018394		0.98	14.6	700	24.2	20.5	<0.001	0.03	0.61	1.9	0.5	0.9	10.2	<0.01	0.03	1.4
DD018395		1.11	13.9	740	40.5	21.0	<0.001	0.02	0.67	2.0	0.6	1.0	10.4	<0.01	0.03	2.0
DD018396		0.84	12.9	730	26.8	18.4	<0.001	0.03	0.89	1.8	0.5	0.8	9.2	<0.01	0.02	1.9
DD018397		1.06	16.1	850	20.2	16.1	<0.001	<0.01	1.28	2.5	0.5	0.7	11.3	<0.01	0.02	7.9
DD018398		0.93	13.0	720	22.2	17.6	<0.001	0.03	1.43	1.8	0.4	0.7	9.2	<0.01	0.02	2.9
DD018399		1.05	14.3	820	24.2	14.1	<0.001	0.01	2.22	2.3	0.5	0.6	10.7	<0.01	0.02	8.1
DD018400		1.02	18.9	750	27.7	20.5	<0.001	0.01	2.71	2.5	0.6	0.9	10.7	<0.01	0.03	4.8
DD018401		0.95	19.6	840	36.5	20.3	<0.001	0.02	5.71	2.5	0.6	0.8	10.7	<0.01	0.04	4.7
DD018402		1.02	21.6	860	44.0	21.0	<0.001	0.03	6.23	3.0	0.8	1.0	11.4	<0.01	0.04	4.0
DD018403		0.99	16.7	690	35.3	21.5	<0.001	0.03	3.15	2.0	0.5	0.9	10.8	<0.01	0.03	2.2
DD018404		0.59	13.9	640	33.6	14.6	<0.001	0.02	6.42	1.5	0.6	0.7	11.0	<0.01	0.03	1.8
DD018405		0.94	16.5	710	34.4	21.3	<0.001	0.02	2.77	2.5	0.6	0.7	11.3	<0.01	0.03	5.2
DD018406		0.89	15.1	780	18.3	15.9	<0.001	0.02	1.39	2.0	0.6	0.5	11.3	<0.01	0.03	4.3
DD018407		1.05	23.2	930	46.9	28.3	<0.001	0.04	3.30	4.2	1.3	0.9	12.7	0.01	0.05	5.0
DD018408		1.01	18.1	950	28.4	14.0	<0.001	0.01	3.44	2.7	0.7	0.5	14.8	<0.01	0.03	7.6
DD018409		1.06	18.9	1050	54.3	11.9	<0.001	0.01	3.01	2.5	0.5	0.5	14.5	<0.01	0.03	8.1
DD018410		0.88	13.5	950	36.3	20.0	<0.001	0.02	1.82	2.6	0.6	0.6	13.8	<0.01	0.03	10.1
DD018411		0.99	19.4	930	23.8	14.3	<0.001	0.01	1.68	2.8	0.6	0.5	15.9	<0.01	0.02	9.3
DD018412		1.93	21.4	410	21.3	12.8	<0.001	0.02	1.12	2.9	0.8	0.6	10.8	<0.01	0.04	3.5
DD018413		0.70	12.6	850	27.7	15.9	<0.001	0.01	2.16	2.5	0.7	0.4	12.5	<0.01	0.02	9.7
DD018414		0.60	11.6	670	70.6	26.4	<0.001	0.03	12.20	2.7	0.6	1.4	11.7	<0.01	0.03	4.4
CC142492		0.25	3.7	670	15.4	82.2	<0.001	1.21	5.20	4.9	0.6	0.3	55.7	<0.01	0.02	5.5
CC142493		0.93	13.3	740	32.1	20.3	<0.001	0.01	1.08	3.0	0.6	0.9	13.4	<0.01	0.02	8.9
CC142494		1.39	23.2	770	56.6	20.4	<0.001	0.01	2.24	3.1	0.4	1.0	11.3	<0.01	0.02	8.3
CC142495		1.55	19.3	370	44.0	18.3	<0.001	0.03	1.99	2.2	0.5	1.0	9.8	<0.01	0.04	2.3

***** See Appendix Page for comments regarding this certificate *****

ALS Canada Ltd.
2103 Dollarton Hwy
North Vancouver BC V7H 0A7
Phone: 604 984 0221 Fax: 604 984 0218 www.alsglobal.com

To: **SILVER RANGE RESOURCES LTD.**
C/O ARCHER, CATHRO & ASSOCIATES (1981) LIMITED
1016-510 W HASTINGS ST
VANCOUVER BC V6B 1L8

Finalized Date: 19-JUN-2012
Account: RANSIL

Project: Keg-Fly-Hammer Zone

CERTIFICATE OF ANALYSIS WH12131517

Sample Description	Method	ME-MS41	ME-MS41	ME-MS41	ME-MS41	ME-MS41	ME-MS41	ME-MS41	ME-MS41
	Analyte	Ti	Tl	U	V	W	Y	Zn	Zr
	Units	%	ppm	ppm	ppm	ppm	ppm	ppm	ppm
	LOR	0.005	0.02	0.05	1	0.05	0.05	2	0.5
DD018379		0.055	0.20	4.49	37	0.28	9.54	86	0.7
DD018380		0.035	0.16	3.25	29	0.32	5.05	48	<0.5
DD018381		0.044	0.26	3.16	31	0.42	6.26	80	<0.5
DD018382		0.046	0.17	7.32	34	0.52	13.55	98	1.0
DD018383		0.056	0.19	2.82	42	0.49	7.86	86	1.7
DD018384		0.059	0.16	5.61	35	0.39	12.60	89	3.2
DD018385		0.047	0.19	7.19	37	0.30	11.10	94	0.8
DD018386		0.033	0.22	7.02	32	0.30	9.77	80	<0.5
DD018387		0.051	0.17	3.77	35	0.30	9.01	84	1.4
DD018388		0.038	0.21	5.12	34	0.40	9.37	86	0.5
DD018389		0.033	0.30	3.38	39	0.47	5.71	63	<0.5
DD018390		0.041	0.30	5.68	35	0.48	8.24	88	0.6
DD018391		0.047	0.35	4.04	35	0.34	6.79	85	0.5
DD018392		0.052	0.21	2.65	39	0.31	5.69	65	<0.5
DD018393		0.050	0.25	2.79	35	0.26	6.59	61	<0.5
DD018394		0.049	0.20	2.81	35	0.29	5.72	64	<0.5
DD018395		0.050	0.21	3.57	36	0.39	6.47	69	0.5
DD018396		0.038	0.19	3.28	29	0.30	6.18	66	<0.5
DD018397		0.052	0.15	2.57	32	0.34	7.60	76	0.7
DD018398		0.038	0.17	2.77	29	0.33	5.22	68	<0.5
DD018399		0.045	0.15	2.31	30	0.33	7.14	63	1.2
DD018400		0.042	0.21	3.18	39	0.67	6.47	86	<0.5
DD018401		0.041	0.21	4.12	42	0.41	6.44	93	<0.5
DD018402		0.039	0.26	5.81	48	0.45	9.19	96	<0.5
DD018403		0.035	0.24	2.87	44	0.38	4.35	82	<0.5
DD018404		0.030	0.16	2.62	33	0.35	5.52	77	<0.5
DD018405		0.033	0.20	5.03	38	0.40	6.85	89	0.5
DD018406		0.038	0.16	2.86	33	0.39	6.22	70	<0.5
DD018407		0.031	0.32	14.20	49	0.53	19.90	103	0.8
DD018408		0.041	0.17	6.03	35	1.25	9.46	102	1.1
DD018409		0.042	0.14	2.92	35	0.31	7.89	108	1.5
DD018410		0.032	0.19	6.47	32	0.40	9.77	95	0.6
DD018411		0.045	0.17	3.81	36	0.32	8.56	93	1.4
DD018412		0.067	0.16	1.33	50	0.44	4.53	62	0.7
DD018413		0.030	0.23	10.30	26	0.31	10.85	84	0.9
DD018414		0.017	0.30	5.59	31	0.49	7.16	154	<0.5
CC142492		<0.005	1.66	2.11	23	0.51	9.86	58	1.2
CC142493		0.031	0.20	5.58	30	0.56	10.80	88	0.6
CC142494		0.061	0.19	3.16	34	0.41	7.70	111	0.6
CC142495		0.071	0.28	1.36	52	0.46	3.50	87	<0.5

***** See Appendix Page for comments regarding this certificate *****

ALS Canada Ltd.
2103 Dollarton Hwy
North Vancouver BC V7H 0A7
Phone: 604 984 0221 Fax: 604 984 0218 www.alsglobal.com

To: **SILVER RANGE RESOURCES LTD.**
C/O ARCHER, CATHRO & ASSOCIATES (1981) LIMITED
1016-510 W HASTINGS ST
VANCOUVER BC V6B 1L8

Finalized Date: 19-JUN-2012
Account: RANSIL

Project: Keg-Fly-Hammer Zone

CERTIFICATE OF ANALYSIS WH12131517

Sample Description	Method	WEI-21	Au-ICP21	ME-MS41	ME-MS41	ME-MS41	ME-MS41	ME-MS41	ME-MS41	ME-MS41	ME-MS41	ME-MS41	ME-MS41	ME-MS41	ME-MS41	ME-MS41
	Analyte	Recvd Wt.	Au	Ag	Al	As	Au	B	Ba	Be	Bi	Ca	Cd	Ce	Co	Cr
	Units	kg	ppm	ppm	%	ppm	ppm	ppm	ppm	ppm	ppm	%	ppm	ppm	ppm	ppm
	LOR	0.02	0.001	0.01	0.01	0.1	0.2	10	10	0.05	0.01	0.01	0.01	0.02	0.1	1
CC142496		0.32	0.004	0.16	0.97	21.4	<0.2	<10	100	1.18	0.56	0.25	0.19	72.4	6.6	17
CC142497		0.21	0.003	0.14	1.84	8.9	<0.2	<10	140	0.97	0.59	0.21	0.20	44.9	8.5	29
CC142100		0.30	0.004	0.28	1.25	15.1	<0.2	<10	100	1.07	0.57	0.27	0.45	42.2	7.1	21
CC142101		0.33	0.004	0.48	0.91	31.6	<0.2	<10	150	2.16	1.09	0.24	0.26	69.6	6.1	14
CC142102		0.37	0.003	0.18	1.26	13.0	<0.2	<10	110	1.39	0.66	0.23	0.21	52.8	6.9	20
CC142103		0.33	0.008	0.43	1.40	160.5	<0.2	<10	80	1.14	0.43	0.23	0.12	53.3	6.6	14
CC142104		0.22	0.003	0.13	1.00	20.1	<0.2	<10	70	0.49	0.36	0.13	0.25	34.3	5.2	20
CC142105		0.19	0.007	0.30	1.79	96.4	<0.2	<10	100	1.14	1.44	0.08	0.37	32.0	8.1	27
CC142106		0.18	0.002	0.19	2.84	33.1	<0.2	<10	170	1.59	1.16	0.11	0.17	47.2	13.8	38
CC142107		0.25	0.007	0.20	1.43	22.2	<0.2	<10	130	1.27	1.06	0.25	0.12	64.4	4.7	11
CC142108		0.32	0.002	0.20	1.33	10.2	<0.2	<10	100	1.12	0.52	0.20	0.20	52.1	6.2	21
CC142109		0.23	0.003	0.10	1.23	18.9	<0.2	<10	90	1.18	0.47	0.21	0.19	57.0	6.4	20
CC142110		0.24	0.004	0.18	1.10	20.5	<0.2	<10	80	0.67	0.46	0.10	0.13	39.2	5.1	20
CC142111		0.20	0.003	0.45	1.47	18.7	<0.2	<10	110	1.22	0.52	0.13	0.35	50.8	7.4	24
CC142112		0.22	0.003	1.23	1.28	20.6	<0.2	<10	130	1.39	0.58	0.18	0.25	58.7	6.7	22
CC142113		0.28	0.003	0.70	1.29	14.7	<0.2	<10	120	1.01	0.59	0.18	0.28	44.3	7.9	22
CC142114		0.22	0.003	0.51	1.12	14.8	<0.2	<10	100	0.83	0.47	0.15	0.13	35.0	5.4	17
CC142115		0.18	0.001	0.19	1.52	10.2	<0.2	<10	130	1.09	0.61	0.14	0.18	46.3	8.1	22
CC142116		0.24	0.002	0.28	1.55	12.4	<0.2	<10	130	1.05	1.20	0.09	0.17	37.7	7.2	22
CC142117		0.30	0.002	0.54	1.49	11.7	<0.2	<10	100	1.02	1.28	0.14	0.17	38.8	6.9	20
CC142118		0.16	0.001	0.11	1.15	6.8	<0.2	<10	90	0.66	0.53	0.13	0.26	33.4	5.8	18
CC142119		0.22	0.002	0.14	1.39	5.0	<0.2	<10	90	0.86	0.53	0.12	0.14	35.5	5.9	20
CC142120		0.21	0.004	0.18	1.06	7.3	<0.2	<10	90	0.79	0.59	0.13	0.22	32.3	6.3	17
CC142121		0.35	0.003	0.21	1.18	9.2	<0.2	<10	70	0.91	0.70	0.17	0.19	49.1	6.5	18
CC142122		0.23	0.003	0.18	1.09	7.2	<0.2	<10	100	0.75	0.56	0.16	0.16	31.9	5.7	18
CC142123		0.40	0.002	0.16	1.07	9.4	<0.2	<10	70	0.67	0.51	0.20	0.19	38.2	6.0	19
CC142124		0.21	0.002	0.31	0.91	7.7	<0.2	<10	50	0.65	0.59	0.13	0.29	37.9	6.8	15

***** See Appendix Page for comments regarding this certificate *****

ALS Canada Ltd.
2103 Dollarton Hwy
North Vancouver BC V7H 0A7
Phone: 604 984 0221 Fax: 604 984 0218 www.alsglobal.com

To: **SILVER RANGE RESOURCES LTD.**
C/O ARCHER, CATHRO & ASSOCIATES (1981) LIMITED
1016-510 W HASTINGS ST
VANCOUVER BC V6B 1L8

Finalized Date: 19-JUN-2012
Account: RANSIL

Project: Keg-Fly-Hammer Zone

CERTIFICATE OF ANALYSIS WH12131517

Sample Description	Method	ME-MS41	ME-MS41	ME-MS41	ME-MS41	ME-MS41	ME-MS41	ME-MS41	ME-MS41	ME-MS41	ME-MS41	ME-MS41	ME-MS41	ME-MS41	ME-MS41	ME-MS41
	Analyte	Cs	Cu	Fe	Ga	Ge	Hf	Hg	In	K	La	Li	Mg	Mn	Mo	Na
	Units	ppm	ppm	%	ppm	ppm	ppm	ppm	ppm	%	ppm	ppm	%	ppm	ppm	%
	LOR	0.05	0.2	0.01	0.05	0.05	0.02	0.01	0.005	0.01	0.2	0.1	0.01	5	0.05	0.01
CC142496		9.65	16.0	2.20	3.93	0.13	0.05	0.02	0.025	0.09	37.3	16.8	0.29	950	1.06	0.01
CC142497		4.07	17.8	2.68	6.92	0.10	0.03	0.03	0.026	0.12	22.3	35.1	0.52	352	1.20	0.02
CC142100		4.17	13.9	2.30	4.43	0.09	0.03	0.03	0.035	0.08	21.8	20.0	0.39	411	1.18	0.02
CC142101		20.5	12.1	2.18	3.24	0.12	0.03	0.04	0.023	0.09	37.0	15.0	0.22	688	0.87	0.01
CC142102		8.01	12.7	2.30	4.53	0.11	0.02	0.03	0.032	0.08	26.2	19.3	0.36	569	1.07	0.01
CC142103		10.05	12.2	2.81	5.18	0.12	0.03	0.02	0.031	0.08	27.3	26.6	0.51	490	1.07	0.01
CC142104		3.31	10.0	2.23	5.11	0.07	<0.02	0.04	0.029	0.05	15.9	13.9	0.30	297	1.24	0.01
CC142105		17.60	14.7	3.52	7.42	0.09	0.02	0.06	0.046	0.11	15.5	15.8	0.30	1070	2.33	0.01
CC142106		12.00	19.6	4.13	9.92	0.11	0.02	0.05	0.053	0.11	24.7	35.5	0.65	1160	2.41	0.02
CC142107		11.35	11.5	1.95	4.38	0.10	0.03	0.03	0.028	0.10	34.0	14.0	0.21	463	0.88	0.01
CC142108		3.65	13.5	2.16	4.71	0.09	0.02	0.03	0.024	0.07	27.6	17.8	0.35	367	1.23	0.01
CC142109		5.04	13.5	2.03	4.62	0.09	0.03	0.04	0.023	0.07	29.5	17.9	0.32	350	1.13	0.01
CC142110		3.08	10.9	2.05	5.21	0.08	<0.02	0.06	0.023	0.05	19.6	15.0	0.28	266	1.43	0.01
CC142111		2.91	13.9	2.38	5.19	0.09	0.02	0.06	0.027	0.07	23.6	24.4	0.40	555	1.29	0.01
CC142112		6.53	18.9	2.37	5.24	0.08	0.02	0.05	0.025	0.07	32.7	19.8	0.31	574	1.18	<0.01
CC142113		3.60	15.0	2.38	5.33	0.07	<0.02	0.06	0.029	0.08	21.6	21.2	0.33	779	1.15	<0.01
CC142114		4.84	15.6	1.97	4.52	0.06	<0.02	0.05	0.026	0.07	17.8	15.6	0.26	335	0.95	<0.01
CC142115		5.05	19.5	2.36	6.04	0.07	0.02	0.03	0.028	0.08	22.5	29.4	0.39	392	1.07	<0.01
CC142116		4.63	24.3	2.44	6.27	0.06	<0.02	0.05	0.032	0.08	17.8	26.9	0.34	502	1.20	<0.01
CC142117		4.22	27.4	2.23	5.81	0.06	0.02	0.03	0.031	0.08	18.3	28.2	0.37	278	0.96	<0.01
CC142118		3.00	14.6	1.90	5.64	0.06	<0.02	0.03	0.020	0.09	15.9	31.9	0.38	231	0.80	<0.01
CC142119		3.68	17.5	1.76	6.05	0.06	<0.02	0.03	0.023	0.08	17.2	32.2	0.38	207	0.84	<0.01
CC142120		3.03	14.0	1.86	5.28	0.06	<0.02	0.04	0.018	0.09	16.1	29.6	0.33	344	0.75	<0.01
CC142121		3.07	14.7	2.07	6.04	0.07	0.02	0.01	0.021	0.09	24.1	30.3	0.36	341	0.78	<0.01
CC142122		3.11	13.8	1.88	5.28	0.06	<0.02	0.03	0.021	0.09	16.3	30.7	0.36	241	0.79	<0.01
CC142123		2.37	14.9	2.07	5.01	0.07	0.02	0.02	0.026	0.08	18.7	28.7	0.37	254	0.91	<0.01
CC142124		2.16	11.9	1.86	5.21	0.06	<0.02	0.04	0.020	0.12	18.3	32.8	0.32	368	0.66	<0.01

***** See Appendix Page for comments regarding this certificate *****

ALS Canada Ltd.
2103 Dollarton Hwy
North Vancouver BC V7H 0A7
Phone: 604 984 0221 Fax: 604 984 0218 www.alsglobal.com

To: **SILVER RANGE RESOURCES LTD.**
C/O ARCHER, CATHRO & ASSOCIATES (1981) LIMITED
1016-510 W HASTINGS ST
VANCOUVER BC V6B 1L8

Finalized Date: 19-JUN-2012
Account: RANSIL

Project: Keg-Fly-Hammer Zone

CERTIFICATE OF ANALYSIS WH12131517

Sample Description	Method	ME-MS41	ME-MS41	ME-MS41	ME-MS41	ME-MS41	ME-MS41	ME-MS41	ME-MS41	ME-MS41	ME-MS41	ME-MS41	ME-MS41	ME-MS41	ME-MS41	ME-MS41
	Analyte	Nb	Ni	P	Pb	Rb	Re	S	Sb	Sc	Se	Sn	Sr	Ta	Te	Th
	Units	ppm	ppm	ppm	ppm	ppm	ppm	%	ppm	ppm	ppm	ppm	ppm	ppm	ppm	ppm
	LOR	0.05	0.2	10	0.2	0.1	0.001	0.01	0.05	0.1	0.2	0.2	0.2	0.01	0.01	0.2
CC142496		0.86	15.6	890	28.0	17.0	<0.001	0.03	1.69	3.0	0.6	0.5	15.3	<0.01	0.01	16.0
CC142497		1.73	21.5	800	18.1	26.0	<0.001	0.02	0.77	3.8	0.7	1.1	14.2	<0.01	0.03	4.1
CC142100		1.20	19.0	980	33.1	17.4	<0.001	0.01	1.09	2.5	0.6	0.6	15.0	<0.01	0.03	6.5
CC142101		0.56	13.4	770	44.3	19.7	<0.001	0.02	2.34	2.0	0.7	0.5	12.8	<0.01	0.02	8.2
CC142102		0.96	15.6	910	27.8	17.7	<0.001	0.02	1.04	2.7	0.7	0.6	13.8	<0.01	0.03	4.9
CC142103		0.66	9.6	780	25.4	20.8	<0.001	0.01	7.69	4.0	0.6	0.5	13.6	<0.01	0.02	6.9
CC142104		0.86	13.5	620	24.8	15.3	<0.001	0.05	1.40	1.3	0.6	0.6	9.9	<0.01	0.04	1.0
CC142105		0.86	14.5	1260	61.3	32.2	<0.001	0.10	3.78	1.2	0.7	1.1	10.3	<0.01	0.05	0.5
CC142106		1.30	24.3	970	43.0	29.0	<0.001	0.06	1.84	2.8	0.9	1.2	12.6	<0.01	0.07	1.6
CC142107		0.48	8.7	850	62.9	19.3	<0.001	0.03	2.32	1.6	0.6	0.6	17.2	<0.01	0.02	11.0
CC142108		0.97	16.2	770	24.8	17.1	<0.001	0.01	0.97	2.3	0.6	0.6	12.7	<0.01	0.02	5.5
CC142109		0.98	17.2	810	23.4	15.3	<0.001	0.01	1.23	2.3	0.6	0.5	12.3	<0.01	0.03	7.8
CC142110		0.54	14.2	580	21.7	14.6	<0.001	0.04	1.51	1.1	0.5	0.6	8.7	<0.01	0.03	0.8
CC142111		0.94	19.4	640	37.7	16.6	<0.001	0.03	5.95	2.0	0.6	0.7	9.7	<0.01	0.04	4.1
CC142112		0.72	19.0	920	52.1	14.2	<0.001	0.07	9.98	2.0	0.7	0.7	11.3	<0.01	0.02	2.6
CC142113		0.84	19.7	920	49.4	15.7	<0.001	0.06	17.25	1.9	0.7	0.8	11.6	<0.01	0.02	2.8
CC142114		0.72	14.4	840	23.5	14.4	<0.001	0.07	2.76	1.5	0.6	0.5	11.6	<0.01	0.02	1.4
CC142115		1.06	19.4	780	28.4	18.1	<0.001	0.04	1.55	2.1	0.8	0.8	10.7	<0.01	0.02	1.9
CC142116		0.79	18.4	730	79.7	18.1	<0.001	0.03	2.01	1.4	0.6	0.8	9.7	<0.01	0.02	0.8
CC142117		1.09	17.4	730	85.3	17.1	<0.001	0.01	2.27	1.9	0.7	0.8	10.2	<0.01	0.02	2.3
CC142118		1.09	16.4	630	17.5	17.4	<0.001	0.01	0.72	1.6	0.6	0.9	9.8	<0.01	0.01	1.6
CC142119		1.00	16.2	690	21.1	18.0	<0.001	0.02	0.65	1.6	0.6	0.9	9.2	<0.01	0.01	1.0
CC142120		0.84	14.9	650	21.3	16.9	<0.001	0.06	0.94	1.5	0.6	0.7	9.2	<0.01	0.01	1.6
CC142121		1.14	17.1	780	25.4	16.3	<0.001	0.03	1.23	2.1	0.6	0.8	9.0	<0.01	0.02	6.8
CC142122		1.02	16.1	710	19.5	17.3	<0.001	0.04	0.79	1.9	0.5	0.8	10.7	<0.01	0.01	2.2
CC142123		1.08	18.6	820	24.2	13.2	<0.001	0.02	0.86	1.9	0.6	0.7	10.5	<0.01	0.02	3.7
CC142124		0.63	15.3	700	23.5	18.0	<0.001	0.03	1.08	1.1	0.5	0.7	7.1	<0.01	0.01	1.3

***** See Appendix Page for comments regarding this certificate *****

ALS Canada Ltd.
2103 Dollarton Hwy
North Vancouver BC V7H 0A7
Phone: 604 984 0221 Fax: 604 984 0218 www.alsglobal.com

To: **SILVER RANGE RESOURCES LTD.**
C/O ARCHER, CATHRO & ASSOCIATES (1981) LIMITED
1016-510 W HASTINGS ST
VANCOUVER BC V6B 1L8

Finalized Date: 19-JUN-2012
Account: RANSIL

Project: Keg-Fly-Hammer Zone

CERTIFICATE OF ANALYSIS WH12131517

Sample Description	Method	ME-MS41	ME-MS41	ME-MS41	ME-MS41	ME-MS41	ME-MS41	ME-MS41	ME-MS41
	Analyte	Ti	Tl	U	V	W	Y	Zn	Zr
	Units	%	ppm	ppm	ppm	ppm	ppm	ppm	ppm
	LOR	0.005	0.02	0.05	1	0.05	0.05	2	0.5
CC142496		0.049	0.22	7.30	32	0.42	10.35	85	2.6
CC142497		0.076	0.28	3.57	47	0.41	8.41	81	0.8
CC142100		0.051	0.19	3.11	38	0.27	6.92	93	0.8
CC142101		0.019	0.25	8.04	21	0.32	11.20	109	0.5
CC142102		0.040	0.26	5.79	35	0.33	8.99	90	<0.5
CC142103		0.023	0.52	2.52	41	0.59	9.06	75	0.8
CC142104		0.046	0.17	1.35	40	0.31	3.66	58	<0.5
CC142105		0.019	0.67	4.88	52	1.70	3.52	109	<0.5
CC142106		0.042	0.46	7.92	69	0.50	6.97	110	<0.5
CC142107		0.009	0.23	5.06	19	0.50	8.34	73	0.9
CC142108		0.038	0.19	3.89	38	0.42	6.81	69	<0.5
CC142109		0.035	0.20	4.11	35	0.33	7.46	76	0.8
CC142110		0.031	0.21	2.45	39	0.33	4.76	61	<0.5
CC142111		0.037	0.22	2.86	40	0.47	5.47	90	<0.5
CC142112		0.036	0.22	7.60	37	0.41	8.98	104	<0.5
CC142113		0.040	0.20	3.51	38	0.37	6.56	95	<0.5
CC142114		0.033	0.18	3.55	32	0.30	5.15	69	<0.5
CC142115		0.043	0.24	3.81	39	0.33	7.10	81	<0.5
CC142116		0.034	0.28	3.27	37	0.74	5.50	87	<0.5
CC142117		0.039	0.26	3.21	34	0.71	5.88	91	0.5
CC142118		0.050	0.19	2.09	32	0.28	4.99	69	<0.5
CC142119		0.049	0.20	2.51	34	0.31	5.32	66	<0.5
CC142120		0.041	0.18	2.36	29	0.28	5.41	72	<0.5
CC142121		0.046	0.19	2.98	32	0.53	7.03	77	0.6
CC142122		0.045	0.17	2.18	30	0.28	5.82	68	<0.5
CC142123		0.046	0.15	1.97	33	2.24	6.25	75	<0.5
CC142124		0.036	0.15	1.91	26	0.43	5.83	73	<0.5

***** See Appendix Page for comments regarding this certificate *****

ALS Canada Ltd.
2103 Dollarton Hwy
North Vancouver BC V7H 0A7
Phone: 604 984 0221 Fax: 604 984 0218 www.alsglobal.com

To: **SILVER RANGE RESOURCES LTD.**
C/O ARCHER, CATHRO & ASSOCIATES (1981) LIMITED
1016-510 W HASTINGS ST
VANCOUVER BC V6B 1L8

Finalized Date: 19-JUN-2012
Account: RANSIL

Project: Keg-Fly-Hammer Zone

CERTIFICATE OF ANALYSIS WH12131517

Method	CERTIFICATE COMMENTS
ME-MS41	Gold determinations by this method are semi-quantitative due to the small sample weight used (0.5g).

ALS Canada Ltd.

2103 Dollarton Hwy
North Vancouver BC V7H 0A7
Phone: 604 984 0221 Fax: 604 984 0218 www.alsglobal.com

To: **SILVER RANGE RESOURCES LTD.**
C/O ARCHER, CATHRO & ASSOCIATES (1981) LIMITED
1016-510 W HASTINGS ST
VANCOUVER BC V6B 1L8

Finalized Date: 4-JUL-2012
Account: RANSIL

CERTIFICATE WH12131518

Project: Keg-Fly-Owl SW

P.O. No.: Claim Group 2

This report is for 18 Rock samples submitted to our lab in Whitehorse, YT, Canada on 12-JUN-2012.

The following have access to data associated with this certificate:

MATT DUMALA	JOAN MARIACHER	

SAMPLE PREPARATION

ALS CODE	DESCRIPTION
WEI-21	Received Sample Weight
LOG-22	Sample login - Rcd w/o BarCode
CRU-31	Fine crushing - 70%<2mm
CRU-QC	Crushing QC Test
SPL-21	Split sample - riffle splitter
PUL-QC	Pulverizing QC Test
PUL-31	Pulverize split to 85%<75 um

ANALYTICAL PROCEDURES

ALS CODE	DESCRIPTION	INSTRUMENT
Au-AA24	Au 50g FA AA finish	AAS
ME-OG62	Ore Grade Elements - Four Acid	ICP-AES
Sn-XRF05	Sn-Trace Level XRF Analysis	XRF
ME-MS61	48 element four acid ICP-MS	
Ag-OG62	Ore Grade Ag - Four Acid	VARIABLE
Pb-OG62	Ore Grade Pb - Four Acid	VARIABLE
Ag-GRA21	Ag 30g FA-GRAV finish	WST-SIM
Pb-VOL70	Pb by Titration	

To: **SILVER RANGE RESOURCES LTD.**
ATTN: JOAN MARIACHER
C/O ARCHER, CATHRO & ASSOCIATES (1981) LIMITED
1016-510 W HASTINGS ST
VANCOUVER BC V6B 1L8

This is the Final Report and supersedes any preliminary report with this certificate number. Results apply to samples as submitted. All pages of this report have been checked and approved for release.

***** See Appendix Page for comments regarding this certificate *****

Signature: 

Colin Ramshaw, Vancouver Laboratory Manager

ALS Canada Ltd.
2103 Dollarton Hwy
North Vancouver BC V7H 0A7
Phone: 604 984 0221 Fax: 604 984 0218 www.alsglobal.com

To: **SILVER RANGE RESOURCES LTD.**
C/O ARCHER, CATHRO & ASSOCIATES (1981) LIMITED
1016-510 W HASTINGS ST
VANCOUVER BC V6B 1L8

Finalized Date: 4-JUL-2012
Account: RANSIL

Project: Keg-Fly-Owl SW

CERTIFICATE OF ANALYSIS WH12131518

Sample Description	Method	WEI-21	Au-AA24	Sn-XRF05	ME-MS61	ME-MS61	ME-MS61	ME-MS61	ME-MS61	ME-MS61	ME-MS61	ME-MS61	ME-MS61	ME-MS61	ME-MS61	ME-MS61
	Analyte	Recvd Wt.	Au	Sn	Ag	Al	As	Ba	Be	Bi	Ca	Cd	Ce	Co	Cr	Cs
	Units	kg	ppm	ppm	ppm	%	ppm	ppm	ppm	ppm	%	ppm	ppm	ppm	ppm	ppm
	LOR	0.02	0.005	5	0.01	0.01	0.2	10	0.05	0.01	0.01	0.02	0.01	0.1	1	0.05
K191751		2.90	<0.005		20.3	4.61	1545	2810	1.43	1.37	1.66	9.01	58.3	2.6	65	8.84
K191752		1.11	0.447	972	>100	0.96	>10000	140	0.17	540	0.04	138.0	13.10	4.0	13	1.45
K191753		0.99	<0.005		13.80	5.33	571	3870	1.40	1.22	0.68	4.11	53.5	2.4	67	9.35
K191754		0.24	0.408		>100	0.46	>10000	220	0.18	221	0.03	59.5	9.43	5.5	9	0.35
K191755		0.32	<0.005		8.36	8.47	513	3920	1.97	1.42	4.19	2.52	70.9	6.7	74	9.39
K191756		0.44	<0.005		18.65	5.88	1130	3990	0.90	8.98	1.09	1.69	42.0	1.5	57	6.54
K191757		0.60	0.546		>100	1.32	>10000	200	0.15	239	0.11	121.5	8.24	60.2	13	1.42
K191758		0.92	0.069		14.35	5.25	>10000	1760	0.75	14.80	1.66	5.90	64.0	9.2	48	6.78
K191759		0.45	<0.005		1.63	7.32	490	2530	1.40	1.33	3.41	0.44	63.0	5.1	68	10.45
K191760		0.49	0.414		>100	1.04	>10000	160	0.09	498	0.05	138.5	19.25	12.4	11	1.16
K191761		0.54	<0.005		81.7	2.74	2310	380	0.61	1.74	1.98	115.5	29.9	2.6	74	3.67
K191762		0.34	0.349	1970	>100	0.76	>10000	100	0.31	93.2	0.03	71.5	16.55	1.8	6	0.10
K191763		0.53	0.418	820	>100	0.51	>10000	80	0.17	46.4	0.04	37.4	12.00	1.0	12	0.21
K191764		0.23	0.523	642	>100	1.11	>10000	430	0.34	25.4	0.03	34.8	24.0	1.1	15	0.30
K191765		0.64	<0.005		19.30	3.28	298	960	0.68	0.61	0.10	2.75	29.9	4.7	37	4.26
K191766		0.95	<0.005		16.70	3.77	670	2150	0.72	0.68	0.21	2.43	34.4	3.4	50	6.22
K191767		0.61	0.548	936	>100	0.92	>10000	150	0.27	20.9	0.04	7.40	11.25	1.1	15	0.40
K191768		0.36	0.088		>100	0.23	>10000	50	0.06	47.0	0.01	6.67	7.25	0.6	14	0.15

***** See Appendix Page for comments regarding this certificate *****

ALS Canada Ltd.
2103 Dollarton Hwy
North Vancouver BC V7H 0A7
Phone: 604 984 0221 Fax: 604 984 0218 www.alsglobal.com

To: **SILVER RANGE RESOURCES LTD.**
C/O ARCHER, CATHRO & ASSOCIATES (1981) LIMITED
1016-510 W HASTINGS ST
VANCOUVER BC V6B 1L8

Finalized Date: 4-JUL-2012
Account: RANSIL

Project: Keg-Fly-Owl SW

CERTIFICATE OF ANALYSIS WH12131518

Sample Description	Method	ME-MS61	ME-MS61	ME-MS61	ME-MS61	ME-MS61	ME-MS61	ME-MS61	ME-MS61	ME-MS61	ME-MS61	ME-MS61	ME-MS61	ME-MS61	ME-MS61	ME-MS61
	Analyte	Cu	Fe	Ga	Ge	Hf	In	K	La	Li	Mg	Mn	Mo	Na	Nb	Ni
	Units	ppm	%	ppm	ppm	ppm	ppm	%	ppm	ppm	%	ppm	ppm	%	ppm	ppm
	LOR	0.2	0.01	0.05	0.05	0.1	0.005	0.01	0.5	0.2	0.01	5	0.05	0.01	0.1	0.2
K191751		28.8	2.10	11.25	0.11	3.0	0.227	2.01	34.2	38.1	0.79	110	2.20	0.17	13.7	21.5
K191752		175.5	13.40	4.65	5.85	0.6	14.85	0.77	6.8	4.4	0.06	169	3.74	0.02	2.4	7.5
K191753		13.5	1.07	14.85	0.07	3.3	0.065	3.90	31.2	37.6	0.38	51	2.13	0.12	16.0	21.5
K191754		97.5	17.80	1.90	2.10	0.3	7.77	0.15	5.8	2.7	0.05	48	1.38	0.02	0.9	1.9
K191755		88.0	3.75	25.2	0.19	2.5	0.116	3.58	38.4	34.1	2.09	521	0.43	0.36	17.8	14.9
K191756		83.0	4.64	19.15	0.15	2.4	0.449	3.76	24.6	69.5	2.07	218	2.84	0.26	12.6	3.4
K191757		93.5	14.20	4.36	0.31	0.4	10.90	1.04	4.4	6.8	0.12	72	0.66	0.05	2.3	7.6
K191758		44.5	5.03	17.65	0.12	2.0	0.498	3.13	33.2	53.5	1.36	150	0.56	0.26	10.0	5.3
K191759		52.2	4.16	22.0	0.14	2.2	0.068	2.97	34.1	48.3	2.20	285	0.46	0.46	14.0	9.5
K191760		249	16.45	4.95	0.71	0.3	29.0	0.77	10.1	4.6	0.09	105	0.45	0.03	1.8	5.2
K191761		396	6.94	11.60	0.25	2.2	2.23	1.04	18.2	27.5	1.28	569	3.40	0.13	11.9	10.3
K191762		278	8.62	4.17	9.24	0.1	12.35	0.06	9.7	0.8	0.01	18	2.90	0.02	0.3	6.7
K191763		236	5.49	4.07	6.07	0.3	8.11	0.09	5.5	2.2	0.02	49	3.11	0.02	0.7	3.6
K191764		273	11.75	8.13	3.99	0.2	23.9	0.31	11.7	2.0	0.02	38	3.36	0.03	0.9	5.2
K191765		32.5	1.76	11.15	0.09	1.3	0.089	1.49	14.5	24.0	0.24	95	3.36	0.03	5.0	22.1
K191766		30.0	2.28	10.30	0.12	1.5	0.137	2.13	17.7	29.2	0.37	125	9.08	0.07	6.8	19.4
K191767		178.0	9.44	2.76	5.14	0.3	1.545	0.21	6.3	2.9	0.02	42	3.23	0.03	1.1	6.6
K191768		62.5	2.18	1.67	2.14	0.1	4.52	0.04	3.7	2.1	0.01	51	1.17	0.01	0.4	3.4

***** See Appendix Page for comments regarding this certificate *****

ALS Canada Ltd.
2103 Dollarton Hwy
North Vancouver BC V7H 0A7
Phone: 604 984 0221 Fax: 604 984 0218 www.alsglobal.com

To: **SILVER RANGE RESOURCES LTD.**
C/O ARCHER, CATHRO & ASSOCIATES (1981) LIMITED
1016-510 W HASTINGS ST
VANCOUVER BC V6B 1L8

Finalized Date: 4-JUL-2012
Account: RANSIL

Project: Keg-Fly-Owl SW

CERTIFICATE OF ANALYSIS WH12131518

Sample Description	Method	ME-MS61	ME-MS61	ME-MS61	ME-MS61	ME-MS61	ME-MS61	ME-MS61	ME-MS61	ME-MS61	ME-MS61	ME-MS61	ME-MS61	ME-MS61	ME-MS61	ME-MS61
	Analyte	P	Pb	Rb	Re	S	Sb	Sc	Se	Sn	Sr	Ta	Te	Th	Ti	Tl
	Units	ppm	ppm	ppm	ppm	%	ppm	ppm	ppm	ppm	ppm	ppm	ppm	ppm	%	ppm
	LOR	10	0.5	0.1	0.002	0.01	0.05	0.1	1	0.2	0.2	0.05	0.05	0.2	0.005	0.02
K191751		1200	1100	132.0	<0.002	0.59	33.8	8.9	11	38.2	122.5	0.85	0.23	9.4	0.265	1.79
K191752		270	>10000	38.4	<0.002	>10.0	5370	2.2	>1000	>500	47.8	0.14	74.8	1.9	0.047	2.29
K191753		910	711	223	<0.002	0.34	33.1	8.5	9	60.3	115.0	0.98	0.21	11.1	0.297	2.50
K191754		150	>10000	6.5	<0.002	3.84	3700	1.5	772	285	35.2	<0.05	36.6	1.6	0.016	0.71
K191755		460	655	102.0	<0.002	1.19	14.60	14.6	8	36.1	322	1.20	0.11	12.5	0.416	2.07
K191756		350	2210	163.5	0.003	0.34	22.9	10.7	11	63.6	140.5	0.80	0.16	9.3	0.267	1.96
K191757		90	>10000	41.9	<0.002	7.33	396	2.5	66	128.5	37.9	0.14	2.45	1.7	0.055	1.21
K191758		380	1580	177.0	<0.002	1.10	71.1	10.0	8	62.8	108.0	0.67	0.25	10.3	0.245	2.27
K191759		420	210	115.0	<0.002	0.75	3.90	12.4	2	41.2	204	0.95	<0.05	12.1	0.342	1.86
K191760		50	>10000	35.2	<0.002	9.06	657	2.7	135	407	31.3	0.12	2.35	2.1	0.047	1.82
K191761		4140	>10000	50.6	0.010	2.63	97.8	6.0	36	212	109.0	0.79	0.42	6.8	0.188	0.50
K191762		600	>10000	1.9	0.002	5.72	8890	1.0	>1000	>500	37.6	<0.05	107.5	2.5	0.005	1.95
K191763		300	>10000	4.0	0.002	2.09	3950	0.9	>1000	>500	17.3	<0.05	47.1	1.2	0.022	1.06
K191764		870	>10000	11.3	0.003	1.79	4350	2.1	>1000	>500	44.5	0.05	39.0	2.3	0.020	1.47
K191765		240	1195	97.1	<0.002	0.10	38.5	11.8	10	11.5	54.1	0.34	0.30	4.4	0.154	1.01
K191766		330	1315	143.5	0.002	0.14	53.5	9.3	9	18.5	99.9	0.47	0.31	6.1	0.215	1.63
K191767		490	>10000	10.9	0.004	2.12	6110	1.0	>1000	>500	14.6	0.06	60.8	3.3	0.026	2.51
K191768		290	>10000	2.2	<0.002	0.53	1395	0.4	586	235	5.6	<0.05	16.95	0.8	0.008	0.21

***** See Appendix Page for comments regarding this certificate *****

ALS Canada Ltd.
2103 Dollarton Hwy
North Vancouver BC V7H 0A7
Phone: 604 984 0221 Fax: 604 984 0218 www.alsglobal.com

To: **SILVER RANGE RESOURCES LTD.**
C/O ARCHER, CATHRO & ASSOCIATES (1981) LIMITED
1016-510 W HASTINGS ST
VANCOUVER BC V6B 1L8

Finalized Date: 4-JUL-2012
Account: RANSIL

Project: Keg-Fly-Owl SW

CERTIFICATE OF ANALYSIS WH12131518

Sample Description	Method	ME-MS61	ME-MS61	ME-MS61	ME-MS61	ME-MS61	ME-MS61	Ag-OG62	Pb-OG62	Ag-GRA21	Pb-VOL70
	Analyte	U	V	W	Y	Zn	Zr	Ag	Pb	Ag	Pb
	Units	ppm	ppm	ppm	ppm	ppm	ppm	ppm	%	ppm	%
	LOR	0.1	1	0.1	0.1	2	0.5	1	0.001	5	0.01
K191751		4.4	369	1.4	27.4	350	108.0				
K191752		1.5	42	0.6	4.2	9660	19.7	>1500	>20.0	4770	26.93
K191753		4.6	376	2.7	20.8	211	116.0				
K191754		3.0	34	0.4	1.1	2090	9.8	>1500	7.93	2070	
K191755		2.0	74	1.5	16.2	213	83.8				
K191756		3.6	161	1.4	13.0	115	89.0				
K191757		0.4	16	0.4	2.6	7020	12.4	209	2.83		
K191758		1.3	51	1.6	10.3	237	69.0				
K191759		1.9	62	1.4	16.6	102	78.4				
K191760		0.4	10	0.5	2.0	7810	8.2	549	9.28		
K191761		5.1	160	13.3	20.5	3890	83.8		1.360		
K191762		7.1	16	0.2	2.5	2270	2.4	>1500	>20.0	6920	43.70
K191763		6.7	14	0.3	2.1	651	9.0	>1500	19.60	3470	
K191764		6.5	27	0.2	3.1	1520	5.9	>1500	13.45	2300	
K191765		1.7	61	1.1	8.7	177	54.7				
K191766		3.9	102	1.9	11.5	185	61.9				
K191767		4.9	27	0.2	2.7	793	10.2	>1500	>20.0	2180	20.78
K191768		3.4	6	0.1	1.3	263	3.5	1100	6.10		

***** See Appendix Page for comments regarding this certificate *****

ALS Canada Ltd.
2103 Dollarton Hwy
North Vancouver BC V7H 0A7
Phone: 604 984 0221 Fax: 604 984 0218 www.alsglobal.com

To: **SILVER RANGE RESOURCES LTD.**
C/O ARCHER, CATHRO & ASSOCIATES (1981) LIMITED
1016-510 W HASTINGS ST
VANCOUVER BC V6B 1L8

Finalized Date: 4-JUL-2012
Account: RANSIL

Project: Keg-Fly-Owl SW

CERTIFICATE OF ANALYSIS WH12131518

Method	CERTIFICATE COMMENTS
ME-MS61	REE's may not be totally soluble in this method.

ALS Canada Ltd.

2103 Dollarton Hwy
North Vancouver BC V7H 0A7
Phone: 604 984 0221 Fax: 604 984 0218 www.alsglobal.com

To: **SILVER RANGE RESOURCES LTD.**
C/O ARCHER, CATHRO & ASSOCIATES (1981) LIMITED
1016-510 W HASTINGS ST
VANCOUVER BC V6B 1L8

Finalized Date: 21-JUN-2012
Account: RANSIL

CERTIFICATE WH12131519

Project: Keg-Fly-Owl SW

P.O. No.: Claim Group 2

This report is for 229 Soil samples submitted to our lab in Whitehorse, YT, Canada on 12-JUN-2012.

The following have access to data associated with this certificate:

MATT DUMALA	JOAN MARIACHER	

SAMPLE PREPARATION

ALS CODE	DESCRIPTION
WEI-21	Received Sample Weight
LOG-22	Sample login - Rcd w/o BarCode
SCR-41	Screen to -180um and save both

ANALYTICAL PROCEDURES

ALS CODE	DESCRIPTION	INSTRUMENT
Au-ICP21	Au 30g FA ICP-AES Finish	ICP-AES
ME-MS41	51 anal. aqua regia ICPMS	

To: **SILVER RANGE RESOURCES LTD.**
ATTN: JOAN MARIACHER
C/O ARCHER, CATHRO & ASSOCIATES (1981) LIMITED
1016-510 W HASTINGS ST
VANCOUVER BC V6B 1L8

This is the Final Report and supersedes any preliminary report with this certificate number. Results apply to samples as submitted. All pages of this report have been checked and approved for release.

***** See Appendix Page for comments regarding this certificate *****

Signature:

Colin Ramshaw, Vancouver Laboratory Manager

ALS Canada Ltd.
2103 Dollarton Hwy
North Vancouver BC V7H 0A7
Phone: 604 984 0221 Fax: 604 984 0218 www.alsglobal.com

To: **SILVER RANGE RESOURCES LTD.**
C/O ARCHER, CATHRO & ASSOCIATES (1981) LIMITED
1016-510 W HASTINGS ST
VANCOUVER BC V6B 1L8

Finalized Date: 21-JUN-2012
Account: RANSIL

Project: Keg-Fly-Owl SW

CERTIFICATE OF ANALYSIS WH12131519

Sample Description	Method / Analyte / Units / LOR	WEI-21 Recvd Wt. kg .02	Au-ICP21 Au ppm 0.001	ME-MS41 Ag ppm 0.01	ME-MS41 Al % 0.01	ME-MS41 As ppm 0.1	ME-MS41 Au ppm 0.2	ME-MS41 B ppm 10	ME-MS41 Ba ppm 10	ME-MS41 Be ppm 0.05	ME-MS41 Bi ppm 0.01	ME-MS41 Ca % 0.01	ME-MS41 Cd ppm 0.01	ME-MS41 Ce ppm 0.02	ME-MS41 Co ppm 0.1	ME-MS41 Cr ppm 1
CC142498		0.13	0.005	9.10	4.84	230	<0.2	<10	110	1.65	4.73	0.23	1.68	18.85	17.0	54
CC142499		0.16	0.002	0.64	1.71	21.7	<0.2	<10	180	0.44	0.24	0.06	0.31	19.70	3.7	25
CC142500		0.17	0.002	0.52	1.67	26.0	<0.2	<10	300	0.49	0.39	0.04	0.18	20.2	4.2	26
DD018251		0.14	0.005	1.12	1.56	17.0	<0.2	<10	230	0.69	0.20	1.93	1.98	20.9	5.5	107
DD018252		0.16	0.003	0.45	1.70	9.5	<0.2	<10	220	0.45	0.14	1.56	1.46	14.25	4.6	92
DD018253		0.15	0.012	0.15	0.34	2.5	<0.2	<10	70	0.12	0.04	0.78	0.33	5.68	2.2	9
DD018254		0.17	0.004	0.40	1.28	12.3	<0.2	<10	200	0.50	0.14	1.33	1.22	12.90	5.6	28
DD018255		0.14	0.003	0.62	0.70	6.6	<0.2	<10	240	0.28	0.08	1.03	0.98	7.58	4.6	12
DD018256		0.19	0.006	0.79	1.40	11.6	<0.2	<10	310	0.65	0.14	2.11	2.42	19.15	6.9	58
DD018257		0.18	0.009	0.11	0.54	11.9	<0.2	<10	150	0.17	0.04	1.59	0.41	7.12	2.7	7
DD018258		0.28	0.005	0.55	1.35	17.8	<0.2	<10	490	0.67	0.19	0.36	0.70	29.2	8.9	24
DD018259		0.19	0.005	0.73	1.41	11.2	<0.2	<10	300	0.61	0.10	1.94	1.21	15.85	4.5	83
DD018260		0.34	0.009	0.70	1.39	17.1	<0.2	<10	540	0.71	0.21	0.22	0.34	29.2	6.4	35
DD018261		0.36	0.007	0.59	0.03	2.0	<0.2	<10	30	<0.05	0.08	0.01	0.01	7.21	0.1	2
DD018262		0.24	0.003	0.43	1.32	86.8	<0.2	<10	180	0.38	0.61	0.14	0.59	16.05	5.7	20
DD018263		0.14	0.010	0.16	0.67	2.5	<0.2	<10	50	0.15	0.03	0.11	0.16	7.56	0.7	5
DD018264		0.19	0.002	0.47	1.14	17.6	<0.2	<10	150	0.23	0.35	0.08	0.34	21.8	3.9	19
DD018265		0.27	0.001	0.09	0.87	22.0	<0.2	<10	240	0.29	0.17	0.14	0.13	14.95	3.9	14
DD018266		0.27	<0.001	0.19	0.24	<0.1	<0.2	<10	20	<0.05	<0.01	0.05	0.02	1.57	0.9	1
DD018267		0.33	0.003	0.45	1.30	19.5	<0.2	<10	260	0.41	0.19	0.13	0.42	23.9	4.8	20
DD018268		0.31	0.004	0.34	0.96	22.8	<0.2	<10	560	0.41	0.22	0.28	0.58	27.9	6.6	19
DD018269		0.47	0.006	0.44	0.98	26.0	<0.2	<10	290	0.37	0.24	0.17	0.49	20.7	3.8	19
DD018270		0.41	0.002	0.53	1.38	16.3	<0.2	<10	270	0.35	0.23	0.11	0.42	24.3	5.3	22
DD018271		0.26	0.005	2.00	0.82	120.0	<0.2	<10	430	0.52	2.26	0.39	0.74	29.5	6.3	22
DD018272		0.31	0.004	0.62	1.08	54.2	<0.2	<10	400	0.55	0.39	0.38	0.61	28.9	6.8	27
DD018273		0.23	0.002	1.89	1.28	119.5	<0.2	<10	380	0.51	0.41	0.70	2.22	24.3	12.3	22
DD018274		0.13	0.002	0.30	0.69	4.3	<0.2	<10	210	0.24	0.05	1.00	0.44	7.66	3.1	17
DD018275		0.22	0.004	0.29	1.27	10.5	<0.2	<10	220	0.38	0.13	0.72	0.50	18.80	6.4	24
DD018276		0.17	0.004	0.71	1.12	8.5	<0.2	<10	290	0.32	0.10	1.61	1.15	11.15	4.6	29
DD018277		0.23	0.006	1.02	1.22	10.1	<0.2	<10	550	0.30	0.15	0.64	0.23	16.05	4.7	29
DD018278		0.29	0.010	0.93	1.43	15.5	<0.2	<10	370	0.53	0.23	0.20	0.31	29.6	3.5	31
DD018279		0.16	0.004	0.70	0.34	4.3	<0.2	<10	80	0.09	0.05	0.06	0.15	5.23	1.5	6
DD018280		0.40	0.007	0.60	1.18	23.0	<0.2	<10	210	0.31	0.33	0.13	0.36	23.4	6.5	24
DD018281		0.27	0.006	0.84	1.15	18.5	<0.2	<10	200	0.42	0.18	0.09	0.23	17.95	4.8	20
DD018282		0.42	0.005	0.48	0.97	27.3	<0.2	<10	120	0.19	0.23	0.06	0.27	20.3	1.4	19
DD018283		0.24	0.007	1.55	0.62	40.3	<0.2	<10	80	0.20	0.30	0.04	0.37	29.2	2.5	11
DD018284		0.29	0.007	0.76	1.58	50.9	<0.2	<10	170	0.37	0.23	0.07	0.45	26.2	5.1	24
DD018285		0.22	0.007	1.67	2.49	63.6	<0.2	<10	240	0.67	0.39	0.05	1.00	24.8	8.9	32
DD018286		0.24	0.001	0.47	1.43	131.5	<0.2	<10	290	0.35	1.24	0.24	1.87	22.5	5.7	25
DD018287		0.32	0.002	0.47	1.51	56.4	<0.2	<10	170	0.37	0.64	0.10	0.62	21.3	4.5	21

***** See Appendix Page for comments regarding this certificate *****

ALS Canada Ltd.
2103 Dollarton Hwy
North Vancouver BC V7H 0A7
Phone: 604 984 0221 Fax: 604 984 0218 www.alsglobal.com

To: **SILVER RANGE RESOURCES LTD.**
C/O ARCHER, CATHRO & ASSOCIATES (1981) LIMITED
1016-510 W HASTINGS ST
VANCOUVER BC V6B 1L8

Finalized Date: 21-JUN-2012
Account: RANSIL

Project: Keg-Fly-Owl SW

CERTIFICATE OF ANALYSIS WH12131519

Sample Description	Method	ME-MS41	ME-MS41	ME-MS41	ME-MS41	ME-MS41	ME-MS41	ME-MS41	ME-MS41	ME-MS41	ME-MS41	ME-MS41	ME-MS41	ME-MS41	ME-MS41	ME-MS41
	Analyte	Cs	Cu	Fe	Ga	Ge	Hf	Hg	In	K	La	Li	Mg	Mn	Mo	Na
	Units	ppm	ppm	%	ppm	ppm	ppm	ppm	ppm	%	ppm	ppm	%	ppm	ppm	%
	LOR	0.05	0.2	0.01	0.05	0.05	0.02	0.01	0.005	0.01	0.2	0.1	0.01	5	0.05	0.01
CC142498		8.28	62.2	4.55	15.35	0.09	0.17	0.07	0.310	0.07	8.9	56.9	2.36	380	2.35	0.02
CC142499		2.90	19.1	2.61	6.84	<0.05	0.02	0.04	0.025	0.05	9.6	20.4	0.35	165	1.84	0.02
CC142500		2.36	18.4	2.81	7.14	<0.05	0.03	0.03	0.024	0.05	9.8	17.4	0.24	124	2.36	0.01
DD018251		3.94	23.8	1.65	5.28	0.07	0.07	0.06	0.028	0.09	11.8	23.7	1.27	217	1.88	0.03
DD018252		4.21	19.6	1.32	5.46	0.07	0.06	0.02	0.020	0.05	7.3	22.3	0.99	165	1.21	0.04
DD018253		0.41	11.1	0.72	1.68	<0.05	0.03	0.01	0.007	0.03	2.9	2.6	0.15	146	0.43	0.05
DD018254		1.75	25.5	1.64	4.59	0.06	0.05	0.04	0.022	0.05	5.9	12.5	0.68	432	7.01	0.05
DD018255		1.06	18.7	0.88	2.51	<0.05	0.03	0.05	0.010	0.04	3.6	5.0	0.20	619	2.49	0.04
DD018256		2.33	38.0	1.67	4.96	0.06	0.12	0.09	0.033	0.11	9.5	19.1	0.85	310	1.60	0.03
DD018257		0.42	14.3	1.16	1.78	<0.05	0.05	0.05	0.010	0.03	3.7	2.4	0.08	301	1.15	0.03
DD018258		1.40	33.1	2.20	3.87	<0.05	0.02	0.10	0.024	0.07	14.0	13.5	0.35	328	2.46	0.01
DD018259		2.38	24.7	1.23	5.35	0.07	0.08	0.05	0.026	0.07	8.9	20.2	1.28	347	1.74	0.04
DD018260		2.35	51.5	2.19	5.08	0.07	0.04	0.08	0.032	0.07	15.4	18.4	0.54	204	3.49	0.01
DD018261		0.41	3.8	0.12	0.53	<0.05	0.06	0.07	0.007	0.01	4.1	0.2	<0.01	<5	1.32	<0.01
DD018262		1.38	36.1	2.60	5.27	<0.05	<0.02	0.04	0.029	0.04	7.7	10.3	0.20	162	2.32	0.01
DD018263		0.76	17.1	0.19	2.32	<0.05	<0.02	0.04	0.005	0.02	3.8	1.9	0.04	13	0.40	0.02
DD018264		1.30	10.7	2.24	5.34	<0.05	<0.02	0.03	0.019	0.04	10.6	12.8	0.23	137	1.66	0.01
DD018265		0.98	13.8	1.26	3.24	<0.05	<0.02	0.03	0.014	0.03	7.2	7.9	0.19	118	1.06	0.01
DD018266		0.10	2.0	0.39	1.10	<0.05	<0.02	0.02	<0.005	0.02	0.8	0.2	0.02	18	0.08	0.03
DD018267		1.34	25.2	1.85	4.37	<0.05	0.02	0.08	0.020	0.05	11.3	12.3	0.26	131	1.58	0.01
DD018268		1.09	32.0	1.70	3.30	0.05	<0.02	0.08	0.018	0.05	13.7	11.2	0.34	259	2.17	0.01
DD018269		1.38	22.6	1.65	3.50	<0.05	0.02	0.06	0.021	0.05	9.7	10.8	0.30	110	2.25	0.01
DD018270		1.22	14.1	2.21	5.13	<0.05	<0.02	0.09	0.019	0.05	11.9	12.4	0.27	163	1.75	0.01
DD018271		1.12	32.4	1.59	2.87	0.07	0.06	0.08	0.027	0.06	14.9	10.6	0.39	276	2.58	0.01
DD018272		1.33	27.6	1.71	3.78	0.06	0.02	0.05	0.021	0.05	14.1	12.7	0.44	251	2.48	0.01
DD018273		2.07	27.8	1.76	4.24	0.05	0.03	0.14	0.024	0.06	11.3	12.3	0.31	1260	3.10	0.02
DD018274		0.77	15.0	0.76	2.27	<0.05	0.05	0.04	0.009	0.03	3.9	5.6	0.27	270	0.99	0.03
DD018275		1.25	22.5	1.64	4.25	<0.05	0.04	0.07	0.016	0.05	8.5	13.7	0.58	258	1.38	0.03
DD018276		1.79	30.2	1.28	3.78	<0.05	0.07	0.07	0.015	0.05	5.9	15.0	0.53	257	0.99	0.03
DD018277		2.27	19.1	1.43	4.81	<0.05	0.02	0.13	0.015	0.08	8.4	14.7	0.49	284	2.70	0.02
DD018278		2.34	33.6	2.04	5.79	0.05	0.02	0.27	0.026	0.07	15.1	15.4	0.46	138	4.50	0.01
DD018279		0.49	10.0	0.77	1.40	<0.05	<0.02	0.06	0.010	0.02	2.7	0.8	0.03	30	0.72	0.02
DD018280		1.36	18.3	2.77	4.57	<0.05	0.05	0.07	0.019	0.06	10.7	13.7	0.29	280	2.46	0.01
DD018281		1.87	21.8	1.82	4.01	<0.05	0.03	0.09	0.025	0.05	9.3	12.8	0.26	113	1.95	0.02
DD018282		1.45	16.4	1.69	5.47	<0.05	<0.02	0.06	0.021	0.04	10.6	7.8	0.21	54	1.94	0.01
DD018283		1.39	16.2	1.77	3.84	<0.05	0.02	0.08	0.046	0.03	14.8	4.7	0.09	96	2.59	0.02
DD018284		1.57	18.4	2.61	6.52	<0.05	0.02	0.06	0.037	0.05	13.3	17.5	0.31	145	2.29	0.01
DD018285		2.46	31.8	3.31	6.33	0.05	0.05	0.09	0.056	0.08	13.2	22.8	0.64	207	2.29	0.01
DD018286		1.91	10.7	3.27	6.18	<0.05	<0.02	0.04	0.065	0.06	11.6	20.4	0.37	255	1.76	0.01
DD018287		2.03	9.2	2.56	5.40	<0.05	0.02	0.04	0.035	0.03	10.5	16.0	0.29	157	1.40	0.01

***** See Appendix Page for comments regarding this certificate *****

ALS Canada Ltd.
2103 Dollarton Hwy
North Vancouver BC V7H 0A7
Phone: 604 984 0221 Fax: 604 984 0218 www.alsglobal.com

To: **SILVER RANGE RESOURCES LTD.**
C/O ARCHER, CATHRO & ASSOCIATES (1981) LIMITED
1016-510 W HASTINGS ST
VANCOUVER BC V6B 1L8

Finalized Date: 21-JUN-2012
Account: RANSIL

Project: Keg-Fly-Owl SW

CERTIFICATE OF ANALYSIS WH12131519

Sample Description	Method	ME-MS41	ME-MS41	ME-MS41	ME-MS41	ME-MS41	ME-MS41	ME-MS41	ME-MS41	ME-MS41	ME-MS41	ME-MS41	ME-MS41	ME-MS41	ME-MS41	ME-MS41
	Analyte	Nb	Ni	P	Pb	Rb	Re	S	Sb	Sc	Se	Sn	Sr	Ta	Te	Th
	Units	ppm	ppm	ppm	ppm	ppm	ppm	%	ppm	ppm	ppm	ppm	ppm	ppm	ppm	ppm
	LOR	0.05	0.2	10	0.2	0.1	0.001	0.01	0.05	0.1	0.2	0.2	0.2	0.01	0.01	0.2
CC142498		2.41	50.7	450	1355	14.7	<0.001	0.18	9.82	6.2	4.8	3.4	11.7	0.01	0.23	8.5
CC142499		1.43	14.0	350	17.2	12.2	<0.001	0.03	2.21	2.4	0.9	1.2	8.8	<0.01	0.04	1.8
CC142500		1.23	15.9	340	15.1	11.1	<0.001	0.03	2.63	2.4	1.0	1.4	7.2	<0.01	0.06	2.6
DD018251		0.85	31.8	4480	18.1	17.3	0.001	0.04	2.31	3.0	2.3	0.7	67.9	<0.01	<0.01	3.2
DD018252		0.63	29.3	4270	8.4	9.2	0.001	0.04	0.96	2.0	1.3	0.5	70.5	<0.01	0.01	2.0
DD018253		0.18	5.9	820	3.2	2.9	0.002	0.04	0.37	0.7	1.7	<0.2	26.3	<0.01	<0.01	0.3
DD018254		0.61	37.4	800	9.9	14.5	0.007	0.09	1.51	2.4	3.0	0.5	50.3	<0.01	0.05	1.1
DD018255		0.35	10.9	860	5.2	8.2	0.003	0.10	1.08	1.0	3.5	0.2	44.4	<0.01	0.01	0.4
DD018256		0.77	37.6	2290	11.8	24.1	0.002	0.06	2.14	3.1	2.5	0.5	68.2	<0.01	0.06	1.8
DD018257		0.36	5.1	840	2.7	3.5	0.005	0.09	0.77	0.5	3.5	0.2	42.2	<0.01	0.01	0.3
DD018258		0.70	33.1	700	14.3	10.0	0.002	0.02	2.20	3.1	1.9	0.6	22.0	<0.01	0.07	2.2
DD018259		0.64	28.9	3300	9.3	11.2	0.003	0.06	2.11	1.9	2.3	0.3	54.1	<0.01	0.05	1.7
DD018260		1.02	30.2	770	14.8	10.5	0.002	0.01	4.33	4.7	1.9	0.9	21.8	<0.01	0.08	3.9
DD018261		<0.05	0.6	40	4.3	0.9	0.001	0.01	1.01	0.2	1.1	<0.2	6.1	<0.01	<0.01	1.0
DD018262		0.90	35.5	800	77.6	6.5	0.002	0.03	3.67	0.9	1.2	1.8	18.6	<0.01	0.15	0.3
DD018263		0.37	3.8	650	4.2	2.1	0.002	0.07	0.24	0.1	0.4	0.2	11.6	<0.01	0.03	<0.2
DD018264		1.44	12.3	290	18.3	7.5	0.001	0.01	1.02	1.9	0.9	0.8	10.8	<0.01	0.03	2.3
DD018265		0.60	16.1	350	16.6	6.0	0.001	<0.01	1.19	1.6	0.5	0.6	11.3	<0.01	0.01	1.2
DD018266		0.08	0.9	240	0.6	1.0	0.001	0.01	<0.05	0.1	<0.2	<0.2	9.1	<0.01	0.01	<0.2
DD018267		0.91	19.9	600	23.2	7.6	0.002	0.01	2.36	2.0	0.9	1.0	13.3	<0.01	0.04	1.4
DD018268		0.64	21.5	1030	24.9	5.9	0.002	0.01	3.75	2.6	1.0	0.8	27.7	<0.01	0.05	2.4
DD018269		0.59	20.1	860	22.0	7.0	0.002	0.02	3.58	1.7	0.8	0.9	19.2	<0.01	0.05	1.2
DD018270		1.05	15.7	320	18.4	9.3	0.001	0.01	1.48	2.4	0.9	0.8	14.4	<0.01	0.02	2.7
DD018271		0.49	22.1	1420	279	6.1	0.002	0.02	8.58	3.1	1.9	2.0	34.6	<0.01	0.14	3.7
DD018272		0.75	23.2	1350	88.9	7.2	0.003	0.01	5.53	2.9	1.2	1.4	31.5	<0.01	0.06	3.3
DD018273		0.49	24.5	1280	81.6	12.8	0.009	0.07	3.55	1.6	3.3	1.0	43.3	<0.01	0.04	0.7
DD018274		0.39	9.7	1050	4.5	5.8	0.003	0.07	0.69	0.8	1.5	0.2	38.4	<0.01	0.04	0.4
DD018275		0.74	26.4	710	8.6	9.1	0.003	0.04	1.02	2.8	1.4	0.5	35.4	<0.01	0.04	1.5
DD018276		0.56	22.8	1310	8.2	9.6	0.010	0.08	1.38	1.4	4.6	0.4	47.8	<0.01	0.07	0.6
DD018277		0.53	16.5	910	8.7	17.1	0.003	0.05	1.96	1.8	1.6	0.7	29.8	<0.01	0.05	0.4
DD018278		0.90	16.6	930	15.8	11.1	0.003	0.02	3.56	3.5	4.3	0.9	21.6	<0.01	0.06	1.9
DD018279		0.09	3.8	510	3.4	2.0	0.001	0.05	0.74	0.1	1.0	0.2	10.3	<0.01	0.03	<0.2
DD018280		1.21	23.2	740	17.9	10.7	0.002	0.01	2.13	2.3	1.1	0.7	14.1	<0.01	0.04	3.2
DD018281		0.78	18.2	430	13.0	9.3	0.001	0.02	2.52	1.5	1.0	0.6	13.6	<0.01	0.06	1.0
DD018282		0.72	7.8	320	13.5	6.9	0.002	0.01	4.64	1.0	3.0	0.8	9.6	<0.01	0.04	0.4
DD018283		0.40	7.6	390	16.1	5.6	0.002	0.03	12.75	0.5	2.9	0.5	13.0	<0.01	0.08	0.4
DD018284		1.59	17.2	360	16.1	8.4	0.001	0.04	4.39	2.6	2.5	0.8	15.3	<0.01	0.07	2.7
DD018285		1.25	33.5	370	44.5	9.8	0.002	0.06	6.12	3.9	3.6	1.0	19.8	<0.01	0.10	3.9
DD018286		1.49	15.8	460	13.7	12.2	0.002	0.03	3.10	2.2	1.6	1.2	21.5	<0.01	0.10	1.7
DD018287		1.49	11.4	310	13.6	7.0	0.002	0.01	1.63	2.1	1.0	0.8	11.0	<0.01	0.06	2.0

***** See Appendix Page for comments regarding this certificate *****

ALS Canada Ltd.
2103 Dollarton Hwy
North Vancouver BC V7H 0A7
Phone: 604 984 0221 Fax: 604 984 0218 www.alsglobal.com

To: **SILVER RANGE RESOURCES LTD.**
C/O ARCHER, CATHRO & ASSOCIATES (1981) LIMITED
1016-510 W HASTINGS ST
VANCOUVER BC V6B 1L8

Finalized Date: 21-JUN-2012
Account: RANSIL

Project: Keg-Fly-Owl SW

CERTIFICATE OF ANALYSIS WH12131519

Sample Description	Method	ME-MS41	ME-MS41	ME-MS41	ME-MS41	ME-MS41	ME-MS41	ME-MS41	ME-MS41
	Analyte	Ti	Tl	U	V	W	Y	Zn	Zr
	Units	%	ppm	ppm	ppm	ppm	ppm	ppm	ppm
	LOR	0.005	0.02	0.05	1	0.05	0.05	2	0.5
CC142498		0.088	0.52	1.13	63	1.37	6.47	671	6.2
CC142499		0.036	0.21	0.58	60	0.33	2.43	79	0.5
CC142500		0.028	0.23	0.60	79	0.24	2.66	63	1.2
DD018251		0.045	0.58	1.45	70	0.32	15.10	141	3.0
DD018252		0.033	0.42	1.14	54	0.24	8.54	117	2.2
DD018253		0.029	0.11	0.67	24	<0.05	2.25	28	1.1
DD018254		0.029	0.80	1.57	75	0.17	5.98	117	2.0
DD018255		0.015	0.16	1.44	23	0.08	2.93	56	1.4
DD018256		0.030	0.44	1.67	61	0.20	10.70	150	3.9
DD018257		0.023	0.10	0.52	20	0.06	2.25	27	2.2
DD018258		0.017	0.38	1.19	52	0.17	10.10	116	0.7
DD018259		0.036	0.57	1.25	49	0.24	11.65	80	3.2
DD018260		0.050	0.26	2.38	68	0.24	12.05	111	2.2
DD018261		<0.005	0.09	0.35	3	0.10	1.08	7	3.2
DD018262		0.017	0.16	0.73	80	0.43	5.20	127	<0.5
DD018263		0.016	0.06	0.42	11	<0.05	2.10	16	<0.5
DD018264		0.034	0.14	0.54	52	0.41	2.76	57	0.6
DD018265		0.017	0.15	0.51	41	0.17	4.26	62	<0.5
DD018266		0.016	<0.02	0.09	13	<0.05	0.29	6	<0.5
DD018267		0.024	0.20	1.02	48	0.27	5.44	76	<0.5
DD018268		0.027	0.21	1.24	47	0.21	9.00	90	0.5
DD018269		0.021	0.19	0.90	44	0.31	4.82	84	0.7
DD018270		0.031	0.16	0.74	53	0.28	3.47	70	0.5
DD018271		0.028	0.22	1.50	47	0.18	12.05	108	3.7
DD018272		0.033	0.22	1.43	53	0.23	9.46	99	1.0
DD018273		0.014	0.28	1.98	51	0.31	9.36	258	0.8
DD018274		0.019	0.14	0.83	22	0.08	3.08	46	1.6
DD018275		0.031	0.16	1.51	41	0.22	5.54	64	1.4
DD018276		0.024	0.33	2.00	42	0.17	6.14	141	2.3
DD018277		0.020	0.28	1.10	54	0.14	4.39	74	<0.5
DD018278		0.025	0.36	2.05	62	0.27	8.69	65	0.7
DD018279		0.014	0.07	0.47	20	<0.05	1.36	17	<0.5
DD018280		0.029	0.26	0.78	61	0.25	4.74	95	1.6
DD018281		0.023	0.22	0.78	41	0.25	3.12	68	0.5
DD018282		0.021	0.20	0.69	55	0.26	2.54	38	<0.5
DD018283		0.025	0.13	0.45	36	0.38	1.70	49	<0.5
DD018284		0.039	0.23	0.59	63	0.35	3.26	76	1.0
DD018285		0.050	0.32	0.81	67	0.22	4.89	172	2.2
DD018286		0.033	0.17	0.57	65	0.32	2.98	366	<0.5
DD018287		0.028	0.19	0.50	55	0.26	2.43	91	0.6

***** See Appendix Page for comments regarding this certificate *****

ALS Canada Ltd.
2103 Dollarton Hwy
North Vancouver BC V7H 0A7
Phone: 604 984 0221 Fax: 604 984 0218 www.alsglobal.com

To: **SILVER RANGE RESOURCES LTD.**
C/O ARCHER, CATHRO & ASSOCIATES (1981) LIMITED
1016-510 W HASTINGS ST
VANCOUVER BC V6B 1L8

Finalized Date: 21-JUN-2012
Account: RANSIL

Project: Keg-Fly-Owl SW

CERTIFICATE OF ANALYSIS WH12131519

Sample Description	Method	WEI-21	Au-ICP21	ME-MS41	ME-MS41	ME-MS41	ME-MS41	ME-MS41	ME-MS41	ME-MS41	ME-MS41	ME-MS41	ME-MS41	ME-MS41	ME-MS41	ME-MS41
	Analyte	Recvd Wt.	Au	Ag	Al	As	Au	B	Ba	Be	Bi	Ca	Cd	Ce	Co	Cr
	Units	kg	ppm	ppm	%	ppm	ppm	ppm	ppm	ppm	ppm	%	ppm	ppm	ppm	ppm
	LOR	.02	0.001	0.01	0.01	0.1	0.2	10	10	0.05	0.01	0.01	0.01	0.02	0.1	1
DD018288		0.26	0.004	0.78	1.42	34.3	<0.2	<10	150	0.29	0.43	0.10	0.23	22.4	4.5	22
DD018289		0.39	0.003	0.37	1.17	27.4	<0.2	<10	170	0.36	0.33	0.12	0.42	20.6	4.6	23
DD018290		0.20	0.004	0.32	1.25	22.5	<0.2	<10	310	0.41	0.20	0.13	0.34	20.4	4.8	28
DD018291		0.41	0.007	0.78	1.32	16.1	<0.2	<10	370	0.46	0.21	0.24	0.15	28.2	4.4	29
DD018292		0.31	0.006	1.33	1.00	18.0	<0.2	<10	220	0.35	0.22	0.19	0.10	21.9	3.8	14
DD018293		0.32	0.008	0.58	1.21	29.0	<0.2	<10	540	0.59	0.19	0.09	0.29	26.0	5.7	29
DD018294		0.18	0.006	0.80	1.30	15.3	<0.2	<10	360	0.56	0.16	1.18	1.12	17.55	6.0	26
DD018295		0.24	0.006	0.63	1.44	14.2	<0.2	<10	400	0.55	0.17	0.99	1.17	21.1	6.6	34
DD018296		0.12	0.009	0.57	1.26	13.5	<0.2	<10	360	0.53	0.14	1.10	1.38	19.00	6.5	32
DD018297		0.22	0.002	0.10	1.06	12.4	<0.2	<10	160	0.29	0.17	0.10	0.36	15.30	3.7	14
DD018298		0.18	0.001	0.15	0.45	2.5	<0.2	<10	40	0.09	0.05	0.04	0.08	4.92	1.3	5
DD018299		0.27	0.001	0.16	1.49	30.0	<0.2	<10	220	0.51	0.25	0.20	0.70	20.9	6.7	21
DD018300		0.23	0.001	0.48	0.35	3.4	<0.2	<10	30	0.05	0.06	0.03	0.07	4.98	1.1	5
DD018301		0.21	0.002	0.18	1.88	14.4	<0.2	<10	220	0.53	0.22	0.10	0.58	22.7	5.9	25
DD018302		0.06	0.027	0.29	0.39	2.7	<0.2	<10	240	0.11	0.03	0.68	0.32	5.65	4.2	6
DD018303		0.37	0.004	0.57	1.59	31.2	<0.2	<10	350	0.70	0.27	0.16	0.49	26.4	8.7	22
DD018304		0.46	0.004	0.23	0.88	25.0	<0.2	<10	550	0.41	0.22	0.26	0.64	29.5	8.7	20
DD018305		0.31	0.005	1.23	1.65	24.6	<0.2	<10	300	0.59	0.23	0.20	0.75	29.8	9.9	24
DD018306		0.34	0.001	1.32	0.83	32.9	<0.2	<10	170	0.32	0.30	0.08	0.66	15.65	5.7	13
DD018307		0.24	0.003	1.78	0.97	46.5	<0.2	<10	420	0.34	0.80	0.42	0.75	18.40	6.8	18
DD018308		0.30	0.001	0.49	0.64	14.3	<0.2	<10	120	0.23	0.11	0.14	0.38	8.92	2.9	13
DD018309		0.32	0.003	0.72	1.18	22.5	<0.2	<10	360	0.50	0.18	1.29	1.51	19.60	6.8	28
DD018310		0.17	0.004	0.43	1.00	14.0	<0.2	<10	320	0.35	0.21	0.95	0.30	19.85	6.2	23
DD018311		0.17	NSS	0.17	0.66	4.5	<0.2	<10	250	0.42	0.07	1.42	1.15	10.60	4.8	12
DD018312		0.18	0.001	0.12	0.50	2.9	<0.2	<10	80	0.12	0.03	1.34	0.18	5.56	2.3	8
DD018313		0.20	0.006	0.55	1.02	4.1	<0.2	<10	200	0.26	0.10	0.21	0.44	14.35	8.4	21
DD018314		0.25	0.009	1.08	1.48	7.0	<0.2	<10	250	0.27	0.14	0.11	0.22	20.1	4.4	33
DD018315		0.29	0.008	1.60	2.03	15.5	<0.2	<10	460	0.85	0.23	0.23	0.31	38.0	8.1	44
DD018316		0.26	NSS	2.45	1.99	16.5	<0.2	<10	240	0.84	0.28	0.06	0.34	53.2	4.7	30
DD018317		0.21	0.005	0.51	1.08	13.5	<0.2	<10	190	0.46	0.24	0.05	0.44	20.0	3.2	20
DD018318		0.38	0.005	0.48	2.21	15.2	<0.2	<10	240	0.71	0.20	0.14	0.23	19.60	10.1	38
DD018319		0.25	0.006	0.58	2.28	15.2	<0.2	<10	300	0.72	0.14	0.12	0.15	18.35	8.7	37
DD018320		0.43	0.002	0.75	1.04	14.0	<0.2	<10	500	0.33	0.18	0.18	0.36	20.7	3.7	20
DD018321		0.30	0.039	0.53	1.49	16.7	<0.2	<10	360	0.43	0.20	0.10	0.21	21.1	6.1	28
DD018322		0.31	0.008	0.27	1.81	24.5	<0.2	<10	410	0.68	0.21	0.28	0.27	26.1	7.5	39
DD018323		0.27	0.007	0.15	1.95	19.6	<0.2	<10	470	0.72	0.18	0.14	0.17	24.5	13.8	37
DD018324		0.27	0.003	0.33	1.43	15.9	<0.2	<10	530	0.61	0.20	0.11	0.17	24.5	7.6	23
DD018325		0.31	0.002	0.92	1.66	18.8	<0.2	<10	400	0.63	0.22	0.09	0.29	22.7	6.7	30
DD018326		0.36	0.006	0.37	1.95	21.0	<0.2	<10	840	0.63	0.18	0.15	0.15	19.30	8.8	40
DD018327		0.26	0.006	0.47	1.79	15.0	<0.2	<10	270	0.50	0.28	0.09	0.23	24.6	3.6	31

***** See Appendix Page for comments regarding this certificate *****

ALS Canada Ltd.
2103 Dollarton Hwy
North Vancouver BC V7H 0A7
Phone: 604 984 0221 Fax: 604 984 0218 www.alsglobal.com

To: **SILVER RANGE RESOURCES LTD.**
C/O ARCHER, CATHRO & ASSOCIATES (1981) LIMITED
1016-510 W HASTINGS ST
VANCOUVER BC V6B 1L8

Finalized Date: 21-JUN-2012
Account: RANSIL

Project: Keg-Fly-Owl SW

CERTIFICATE OF ANALYSIS WH12131519

Sample Description	Method	ME-MS41	ME-MS41	ME-MS41	ME-MS41	ME-MS41	ME-MS41	ME-MS41	ME-MS41	ME-MS41	ME-MS41	ME-MS41	ME-MS41	ME-MS41	ME-MS41	ME-MS41
	Analyte	Cs	Cu	Fe	Ga	Ge	Hf	Hg	In	K	La	Li	Mg	Mn	Mo	Na
	Units	ppm	ppm	%	ppm	ppm	ppm	ppm	ppm	%	ppm	ppm	%	ppm	ppm	%
	LOR	0.05	0.2	0.01	0.05	0.05	0.02	0.01	0.005	0.01	0.2	0.1	0.01	5	0.05	0.01
DD018288		1.54	12.6	2.24	5.37	<0.05	0.03	0.07	0.030	0.04	10.9	12.4	0.27	130	1.33	0.01
DD018289		1.58	15.5	2.24	5.52	<0.05	<0.02	0.04	0.022	0.06	10.4	14.0	0.31	170	2.05	0.01
DD018290		1.87	17.9	2.29	5.53	<0.05	0.02	0.05	0.019	0.06	9.8	15.2	0.39	157	2.18	0.01
DD018291		2.13	37.3	2.14	4.59	0.05	0.03	0.09	0.027	0.06	13.2	14.1	0.44	130	2.18	0.02
DD018292		1.38	23.6	2.56	4.25	0.05	0.03	0.18	0.035	0.03	9.9	7.6	0.20	65	1.13	0.02
DD018293		1.85	48.4	2.42	4.22	0.05	0.03	0.08	0.034	0.07	13.4	17.6	0.37	212	3.13	0.01
DD018294		1.66	38.9	1.91	4.00	0.05	0.06	0.07	0.024	0.07	8.6	13.1	0.44	315	4.52	0.03
DD018295		2.01	33.3	1.86	4.78	0.06	0.04	0.07	0.026	0.08	10.1	18.8	0.63	307	3.38	0.02
DD018296		1.96	31.8	1.70	4.08	<0.05	0.06	0.06	0.022	0.09	8.9	16.8	0.57	414	2.81	0.03
DD018297		0.81	16.4	1.55	3.90	<0.05	0.02	0.02	0.015	0.03	7.8	9.4	0.20	94	1.36	0.02
DD018298		0.37	8.6	0.60	2.03	<0.05	<0.02	0.01	0.005	0.02	2.5	1.9	0.05	29	0.44	0.02
DD018299		1.80	17.4	2.46	5.37	<0.05	0.02	0.02	0.023	0.03	9.1	14.2	0.24	296	1.37	0.01
DD018300		0.60	3.4	0.69	2.23	<0.05	<0.02	0.01	<0.005	0.02	2.6	1.4	0.04	29	0.44	0.02
DD018301		1.26	8.9	2.70	5.71	<0.05	0.04	0.03	0.021	0.04	10.5	17.5	0.30	186	1.73	0.01
DD018302		0.26	7.6	0.71	1.41	<0.05	0.02	0.04	0.009	0.02	2.8	1.6	0.05	363	0.64	0.03
DD018303		1.53	27.8	2.20	4.18	<0.05	0.05	0.07	0.027	0.05	12.9	14.3	0.29	218	1.96	0.01
DD018304		0.99	34.1	1.79	3.13	0.05	<0.02	0.06	0.021	0.05	14.6	10.3	0.35	368	2.14	0.01
DD018305		1.34	23.3	2.29	4.11	0.05	0.06	0.04	0.060	0.06	13.7	14.2	0.38	251	1.64	0.01
DD018306		1.07	16.2	1.47	4.09	<0.05	<0.02	0.02	0.017	0.04	7.2	6.6	0.14	317	1.46	0.01
DD018307		0.84	25.7	1.49	3.02	<0.05	0.04	0.07	0.018	0.05	9.2	8.5	0.27	337	2.06	0.02
DD018308		1.16	11.0	1.00	2.87	<0.05	<0.02	0.02	0.011	0.04	4.4	6.4	0.20	95	1.30	0.02
DD018309		1.49	31.5	1.60	3.72	<0.05	0.04	0.07	0.019	0.06	9.8	12.1	0.48	425	1.71	0.03
DD018310		1.00	23.9	1.64	3.44	<0.05	0.04	0.08	0.020	0.06	9.8	11.0	0.35	267	2.23	0.02
DD018311		0.48	24.5	0.95	1.71	<0.05	0.04	0.08	0.011	0.04	5.3	2.4	0.12	130	1.39	0.02
DD018312		0.43	9.9	0.53	1.88	<0.05	0.05	0.02	0.005	0.03	2.7	2.3	0.12	144	1.67	0.04
DD018313		3.54	31.9	1.12	4.52	0.05	<0.02	0.06	0.013	0.05	6.7	14.7	0.52	184	1.29	0.02
DD018314		3.23	26.5	1.64	5.47	<0.05	<0.02	0.09	0.015	0.07	10.7	15.7	0.56	104	2.08	0.02
DD018315		4.71	69.3	2.95	6.35	0.09	0.02	0.10	0.039	0.10	18.8	26.8	0.83	194	2.54	0.02
DD018316		4.02	94.8	2.83	5.77	0.11	<0.02	0.18	0.036	0.06	34.5	13.4	0.28	105	2.24	0.01
DD018317		1.49	31.0	2.28	4.95	<0.05	<0.02	0.04	0.028	0.05	10.0	6.6	0.14	111	1.92	0.01
DD018318		2.93	30.3	2.39	6.22	<0.05	0.05	0.08	0.024	0.06	9.8	24.0	1.09	282	1.99	0.02
DD018319		2.91	31.4	2.11	6.93	<0.05	0.04	0.04	0.024	0.05	8.7	27.3	1.31	254	1.92	0.01
DD018320		2.00	26.5	1.73	4.59	<0.05	<0.02	0.10	0.021	0.05	11.2	7.8	0.23	112	2.66	0.02
DD018321		2.16	12.6	2.59	5.87	<0.05	0.02	0.03	0.022	0.06	10.5	19.8	0.37	161	2.16	0.01
DD018322		2.74	33.4	2.64	5.69	<0.05	0.03	0.04	0.033	0.09	12.3	20.5	0.61	270	3.45	0.01
DD018323		3.55	59.2	2.84	6.56	0.05	0.08	0.02	0.025	0.12	11.3	27.6	0.78	454	1.29	0.01
DD018324		1.40	18.8	2.36	4.36	<0.05	0.04	0.05	0.022	0.05	11.5	13.4	0.33	215	2.41	0.01
DD018325		1.89	17.2	2.45	5.56	<0.05	0.02	0.04	0.024	0.06	11.2	17.4	0.42	245	2.48	0.01
DD018326		2.80	42.2	2.70	6.74	<0.05	0.05	0.05	0.028	0.06	9.8	28.0	0.87	385	2.60	0.01
DD018327		2.70	28.2	2.36	7.19	<0.05	0.04	0.05	0.032	0.06	13.1	18.0	0.33	190	2.44	0.01

***** See Appendix Page for comments regarding this certificate *****

ALS Canada Ltd.
2103 Dollarton Hwy
North Vancouver BC V7H 0A7
Phone: 604 984 0221 Fax: 604 984 0218 www.alsglobal.com

To: **SILVER RANGE RESOURCES LTD.**
C/O ARCHER, CATHRO & ASSOCIATES (1981) LIMITED
1016-510 W HASTINGS ST
VANCOUVER BC V6B 1L8

Finalized Date: 21-JUN-2012
Account: RANSIL

Project: Keg-Fly-Owl SW

CERTIFICATE OF ANALYSIS WH12131519

Sample Description	Method	ME-MS41	ME-MS41	ME-MS41	ME-MS41	ME-MS41	ME-MS41	ME-MS41	ME-MS41	ME-MS41	ME-MS41	ME-MS41	ME-MS41	ME-MS41	ME-MS41	ME-MS41
	Analyte	Nb	Ni	P	Pb	Rb	Re	S	Sb	Sc	Se	Sn	Sr	Ta	Te	Th
	Units	ppm	ppm	ppm	ppm	ppm	ppm	%	ppm	ppm	ppm	ppm	ppm	ppm	ppm	ppm
	LOR	0.05	0.2	10	0.2	0.1	0.001	0.01	0.05	0.1	0.2	0.2	0.2	0.01	0.01	0.2
DD018288		1.47	13.6	250	11.9	7.4	0.002	0.01	1.73	2.2	1.3	0.7	10.6	<0.01	0.05	2.8
DD018289		1.00	16.5	520	13.7	10.3	0.002	0.02	2.76	1.6	1.6	0.8	13.4	<0.01	0.05	0.6
DD018290		1.06	18.1	610	13.3	9.4	0.002	0.03	2.46	2.1	1.3	0.7	15.1	<0.01	0.05	0.9
DD018291		0.91	19.3	870	13.9	9.3	0.002	0.01	3.08	3.2	1.9	0.7	19.1	<0.01	0.05	2.9
DD018292		0.62	16.5	870	15.1	5.7	0.001	0.03	2.39	2.7	3.6	0.5	25.8	<0.01	0.06	1.4
DD018293		1.05	25.1	530	14.1	9.8	<0.001	0.05	4.16	3.5	1.8	0.9	17.4	<0.01	0.07	3.0
DD018294		0.62	36.0	1250	11.7	11.8	0.004	0.06	3.15	2.4	2.5	0.5	45.7	<0.01	0.05	1.5
DD018295		0.72	27.0	1350	12.1	15.2	0.007	0.06	2.13	3.4	3.6	0.6	44.1	<0.01	0.06	2.0
DD018296		0.71	26.6	1270	10.9	14.5	0.010	0.08	2.10	3.0	3.8	0.5	50.5	<0.01	0.06	1.6
DD018297		0.95	12.3	300	10.1	5.1	0.001	0.01	1.03	1.4	0.3	0.5	16.1	<0.01	0.03	1.5
DD018298		0.29	3.3	160	3.9	2.6	0.001	0.01	0.25	0.2	<0.2	0.2	6.4	<0.01	0.03	<0.2
DD018299		1.13	19.3	430	22.2	7.9	<0.001	0.01	0.98	2.1	0.7	0.7	16.5	<0.01	0.03	1.4
DD018300		0.33	2.2	130	3.8	2.7	<0.001	0.01	0.23	0.3	0.3	0.2	4.3	<0.01	0.02	<0.2
DD018301		1.50	16.2	360	15.3	6.9	<0.001	0.01	0.87	2.7	0.7	0.7	18.4	0.01	0.04	3.3
DD018302		0.22	5.5	770	4.1	2.2	0.001	0.07	0.79	0.4	1.3	0.2	31.0	<0.01	0.01	<0.2
DD018303		1.04	28.5	750	21.4	9.1	<0.001	0.01	2.51	3.1	1.5	0.8	17.9	<0.01	0.05	3.5
DD018304		0.60	21.0	980	17.9	6.2	0.001	0.01	3.51	2.9	0.6	0.8	27.7	<0.01	0.04	2.8
DD018305		1.03	28.2	810	187.0	10.8	<0.001	0.01	14.70	3.1	1.1	9.6	20.2	<0.01	0.04	4.8
DD018306		0.49	8.9	630	30.3	9.2	<0.001	0.01	2.14	0.9	0.6	1.1	10.1	<0.01	0.04	0.3
DD018307		0.53	20.6	830	89.3	7.2	0.001	0.02	3.88	2.3	1.3	1.0	31.5	<0.01	0.07	1.5
DD018308		0.30	10.9	480	12.3	6.6	0.001	0.02	1.39	0.5	0.8	0.4	14.8	<0.01	0.03	<0.2
DD018309		0.65	27.3	1220	19.6	11.1	0.003	0.06	2.39	2.7	2.1	0.6	60.6	<0.01	0.06	1.6
DD018310		0.72	19.2	970	15.1	11.8	0.005	0.06	1.64	2.3	3.3	0.5	42.2	<0.01	0.03	1.3
DD018311		0.31	14.8	890	6.1	4.9	0.002	0.13	1.77	1.0	2.8	0.2	56.0	<0.01	0.03	0.5
DD018312		0.34	7.0	600	2.7	5.6	0.002	0.08	0.71	0.5	2.6	<0.2	37.5	<0.01	0.03	0.2
DD018313		0.31	26.1	620	5.9	11.6	0.001	0.05	0.61	1.0	2.6	0.4	21.1	<0.01	0.02	<0.2
DD018314		0.48	26.5	590	9.1	10.6	0.001	0.05	0.99	1.7	2.0	0.6	22.8	<0.01	0.01	0.2
DD018315		1.01	45.5	890	13.0	20.7	<0.001	0.03	1.96	5.4	3.7	0.8	31.9	<0.01	0.05	2.5
DD018316		0.89	33.7	810	15.5	16.2	0.001	0.06	1.30	1.9	3.7	0.7	17.7	<0.01	0.06	0.3
DD018317		0.98	12.7	540	14.5	11.5	0.001	0.02	1.42	1.2	0.9	0.7	10.1	<0.01	0.04	0.5
DD018318		0.93	34.8	510	10.9	11.7	0.001	0.02	1.62	4.4	1.7	0.6	15.7	<0.01	0.09	3.2
DD018319		1.06	35.6	330	9.8	10.7	0.001	0.02	2.18	4.6	2.8	0.7	12.9	<0.01	0.05	2.9
DD018320		0.53	16.4	460	10.1	13.2	0.002	0.03	1.55	1.5	1.0	0.6	18.9	<0.01	0.07	0.3
DD018321		1.26	17.1	260	11.9	17.3	<0.001	0.02	1.27	2.7	0.9	0.6	13.1	<0.01	0.03	1.8
DD018322		0.93	32.2	1410	13.4	17.2	0.001	0.03	2.54	3.3	2.0	0.7	25.0	<0.01	0.06	1.7
DD018323		1.30	58.1	160	8.6	18.3	0.001	0.03	1.23	5.5	1.2	0.9	24.1	<0.01	0.06	4.0
DD018324		0.79	24.3	380	13.0	12.7	0.001	0.01	1.40	2.9	1.0	0.5	16.0	<0.01	0.04	2.8
DD018325		1.15	19.7	310	13.2	12.9	<0.001	0.02	1.70	2.9	0.8	0.7	12.6	<0.01	0.05	2.7
DD018326		1.40	38.8	400	10.9	12.7	0.001	0.02	2.34	5.2	1.1	0.8	19.1	<0.01	0.07	3.1
DD018327		1.23	13.6	620	16.2	12.6	<0.001	0.02	1.30	3.0	1.5	0.9	17.2	<0.01	0.04	2.8

***** See Appendix Page for comments regarding this certificate *****

ALS Canada Ltd.
2103 Dollarton Hwy
North Vancouver BC V7H 0A7
Phone: 604 984 0221 Fax: 604 984 0218 www.alsglobal.com

To: **SILVER RANGE RESOURCES LTD.**
C/O ARCHER, CATHRO & ASSOCIATES (1981) LIMITED
1016-510 W HASTINGS ST
VANCOUVER BC V6B 1L8

Finalized Date: 21-JUN-2012
Account: RANSIL

Project: Keg-Fly-Owl SW

CERTIFICATE OF ANALYSIS WH12131519

Sample Description	Method	ME-MS41	ME-MS41	ME-MS41	ME-MS41	ME-MS41	ME-MS41	ME-MS41	ME-MS41
	Analyte	Ti	Tl	U	V	W	Y	Zn	Zr
	Units	%	ppm	ppm	ppm	ppm	ppm	ppm	ppm
	LOR	0.005	0.02	0.05	1	0.05	0.05	2	0.5
DD018288		0.037	0.16	0.55	50	0.29	2.44	59	1.0
DD018289		0.033	0.18	0.64	58	0.30	2.96	85	<0.5
DD018290		0.037	0.17	0.71	63	0.29	3.67	66	<0.5
DD018291		0.045	0.23	1.63	57	0.36	7.71	78	1.5
DD018292		0.041	0.20	1.13	47	0.15	5.01	58	1.3
DD018293		0.033	0.24	1.19	58	0.18	7.66	77	1.6
DD018294		0.023	0.21	1.79	53	0.17	8.28	127	2.4
DD018295		0.028	0.24	2.18	61	0.16	8.66	136	2.2
DD018296		0.026	0.24	1.81	55	0.14	8.04	120	2.4
DD018297		0.028	0.08	0.41	41	0.26	2.23	53	0.7
DD018298		0.019	0.03	0.20	17	0.08	0.64	15	<0.5
DD018299		0.028	0.13	0.67	60	0.32	4.52	85	0.5
DD018300		0.024	0.04	0.16	25	0.13	0.47	13	<0.5
DD018301		0.034	0.14	0.65	66	0.38	3.79	149	1.6
DD018302		0.017	0.04	0.47	15	0.05	1.80	27	<0.5
DD018303		0.023	0.23	1.12	53	0.29	7.26	106	1.8
DD018304		0.027	0.18	1.10	51	0.18	10.05	97	0.8
DD018305		0.028	0.17	0.99	46	0.28	6.24	101	2.0
DD018306		0.022	0.12	0.53	44	0.23	2.81	67	<0.5
DD018307		0.021	0.14	1.18	39	0.17	6.93	116	0.8
DD018308		0.018	0.09	0.51	34	0.14	2.37	59	<0.5
DD018309		0.024	0.16	1.81	46	0.21	9.85	110	1.2
DD018310		0.021	0.17	2.22	45	0.25	6.96	85	1.3
DD018311		0.014	0.06	2.13	16	0.08	5.52	43	1.7
DD018312		0.018	0.14	0.42	18	0.08	1.59	25	1.7
DD018313		0.023	0.18	0.83	37	0.16	6.02	83	<0.5
DD018314		0.024	0.22	0.94	57	0.13	5.45	74	<0.5
DD018315		0.042	0.30	1.80	70	0.17	13.95	161	0.5
DD018316		0.016	0.27	2.52	55	0.20	14.50	74	<0.5
DD018317		0.028	0.15	0.85	57	0.28	2.55	56	<0.5
DD018318		0.044	0.32	1.01	65	0.39	5.35	97	1.5
DD018319		0.042	0.29	0.74	61	0.17	6.06	70	1.4
DD018320		0.019	0.24	0.93	57	0.27	6.73	64	<0.5
DD018321		0.033	0.19	0.61	63	0.29	3.34	86	0.5
DD018322		0.025	0.35	1.20	70	0.21	7.03	116	0.7
DD018323		0.089	0.24	0.83	52	0.27	4.98	102	2.9
DD018324		0.014	0.28	0.70	60	0.17	3.94	91	1.2
DD018325		0.028	0.22	0.71	67	0.27	3.77	109	0.9
DD018326		0.051	0.31	0.83	84	0.24	5.39	89	2.2
DD018327		0.027	0.28	1.10	68	0.27	3.64	61	1.1

***** See Appendix Page for comments regarding this certificate *****

ALS Canada Ltd.
2103 Dollarton Hwy
North Vancouver BC V7H 0A7
Phone: 604 984 0221 Fax: 604 984 0218 www.alsglobal.com

To: **SILVER RANGE RESOURCES LTD.**
C/O ARCHER, CATHRO & ASSOCIATES (1981) LIMITED
1016-510 W HASTINGS ST
VANCOUVER BC V6B 1L8

Finalized Date: 21-JUN-2012
Account: RANSIL

Project: Keg-Fly-Owl SW

CERTIFICATE OF ANALYSIS WH12131519

Sample Description	Method	WEI-21	Au-ICP21	ME-MS41	ME-MS41	ME-MS41	ME-MS41	ME-MS41	ME-MS41	ME-MS41	ME-MS41	ME-MS41	ME-MS41	ME-MS41	ME-MS41	ME-MS41
	Analyte	Recvd Wt.	Au	Ag	Al	As	Au	B	Ba	Be	Bi	Ca	Cd	Ce	Co	Cr
	Units	kg	ppm	ppm	%	ppm	ppm	ppm	ppm	ppm	ppm	%	ppm	ppm	ppm	ppm
	LOR	.02	0.001	0.01	0.01	0.1	0.2	10	10	0.05	0.01	0.01	0.01	0.02	0.1	1
DD018328		0.35	0.004	0.29	1.13	13.8	<0.2	<10	210	0.28	0.29	0.04	0.18	16.50	2.2	23
DD018329		0.29	0.002	0.23	1.19	8.9	<0.2	<10	210	0.27	0.30	0.06	0.21	20.2	1.8	23
DD018330		0.34	0.004	0.55	1.87	16.9	<0.2	<10	270	0.75	0.26	0.12	0.32	22.0	6.5	32
DD018331		0.22	0.009	1.71	2.15	15.4	<0.2	<10	480	1.14	0.27	0.51	0.52	28.4	14.9	41
DD018332		0.41	0.004	0.56	1.78	15.5	<0.2	<10	460	0.78	0.26	0.14	0.30	26.2	8.5	31
DD018333		0.36	0.003	0.14	1.49	18.3	<0.2	<10	250	0.48	0.26	0.10	0.33	19.30	5.6	31
DD018334		0.26	0.003	0.33	1.79	8.1	<0.2	<10	90	0.51	0.13	0.83	0.26	8.90	6.4	30
DD018335		0.14	0.009	0.92	1.31	10.4	<0.2	<10	160	0.51	0.15	1.59	1.53	13.95	4.1	69
DD018336		0.21	0.003	0.36	0.75	5.8	<0.2	<10	170	0.19	0.11	1.41	1.18	8.46	4.0	23
DD018337		0.17	0.001	0.05	0.62	6.3	<0.2	<10	90	0.20	0.13	0.27	0.35	8.86	3.1	10
DD018338		0.18	0.005	0.45	0.74	23.1	<0.2	<10	230	0.29	0.15	1.24	0.56	9.41	3.8	10
DD018339		0.17	0.001	0.66	1.56	13.7	<0.2	<10	310	0.91	0.23	3.15	1.13	15.70	6.9	36
DD018340		0.36	0.002	0.27	0.92	25.5	<0.2	<10	380	0.24	0.26	0.12	0.16	15.05	4.3	23
DD018341		0.29	0.003	2.26	1.01	78.5	<0.2	<10	760	0.37	0.69	0.34	1.21	14.75	4.4	26
DD018342		0.29	0.004	2.78	1.40	56.9	<0.2	<10	540	0.70	0.89	0.69	2.32	20.9	7.8	32
DD018343		0.26	0.005	1.66	1.68	48.8	<0.2	<10	660	0.56	0.44	0.59	1.24	21.9	4.1	38
DD018344		0.31	0.004	0.67	1.37	11.4	<0.2	<10	340	0.63	0.19	1.17	2.30	19.35	8.2	44
DD018345		0.17	0.001	0.17	0.36	1.8	<0.2	<10	40	0.12	0.07	0.06	0.21	4.21	1.3	4
DD018346		0.29	0.001	0.05	0.71	18.6	<0.2	<10	50	0.18	0.27	0.07	0.15	19.85	2.4	14
DD018347		0.26	0.018	3.00	1.83	29.1	<0.2	<10	390	0.85	0.41	0.45	0.54	28.5	8.1	28
DD018348		0.35	0.007	0.91	1.65	21.8	<0.2	<10	400	0.60	0.32	0.16	0.30	25.4	6.7	31
DD018349		0.43	0.005	0.84	1.31	17.7	<0.2	<10	280	0.47	0.28	0.27	0.25	25.2	6.4	26
DD018350		0.22	0.008	1.52	0.99	12.3	<0.2	<10	340	0.53	0.23	0.15	0.34	19.05	5.8	17
DD018351		0.25	0.010	1.82	1.78	22.9	<0.2	<10	470	0.89	0.27	0.15	0.27	21.7	7.1	39
DD018352		0.26	0.014	2.23	1.48	21.3	<0.2	<10	190	0.38	0.44	0.08	0.17	23.5	4.2	27
DD018353		0.37	0.012	0.65	1.29	23.8	<0.2	<10	360	0.61	0.25	0.09	0.24	20.0	5.9	32
DD018354		0.33	0.004	1.32	1.38	23.7	<0.2	<10	160	0.46	0.32	0.05	0.31	20.3	3.8	24
DD018355		0.26	0.004	0.71	1.25	81.6	<0.2	<10	180	0.73	0.50	1.57	2.95	27.4	7.0	23
DD018356		0.32	0.002	1.50	1.45	55.0	<0.2	<10	130	0.49	0.37	0.08	1.03	22.9	7.7	25
DD018357		0.29	0.001	0.27	0.90	122.5	<0.2	<10	220	0.28	0.54	0.07	2.13	24.1	3.2	16
DD018358		0.22	0.008	0.72	1.49	56.7	<0.2	<10	260	0.76	0.49	0.33	2.31	30.3	5.5	21
DD018359		0.22	0.006	0.87	1.36	37.6	<0.2	<10	180	0.48	0.55	0.11	0.44	30.8	4.4	20
DD018360		0.28	0.004	1.57	1.27	21.4	<0.2	<10	140	0.43	0.51	0.05	0.26	27.5	1.9	17
DD018361		0.36	0.004	1.24	2.08	21.6	<0.2	<10	240	0.60	0.30	0.10	0.46	25.8	8.0	33
DD018362		0.32	0.008	0.63	1.90	25.4	<0.2	<10	290	0.68	0.29	0.11	0.26	21.2	6.8	41
DD018363		0.30	0.016	4.40	2.01	19.6	<0.2	<10	300	1.08	0.47	0.20	0.36	34.7	7.6	33
DD018364		0.23	0.001	0.26	0.39	3.2	<0.2	<10	70	0.10	0.08	0.08	0.20	6.42	2.7	5
DD018365		0.36	0.008	0.95	1.53	26.9	<0.2	<10	220	0.31	0.42	0.20	0.28	26.8	5.7	28
DD018366		0.31	0.003	0.29	1.04	13.4	<0.2	<10	190	0.31	0.24	0.26	0.48	23.6	3.7	19
DD018367		0.33	0.003	0.15	1.63	31.4	<0.2	<10	150	0.71	0.28	0.22	0.35	23.2	8.6	21

***** See Appendix Page for comments regarding this certificate *****

ALS Canada Ltd.
2103 Dollarton Hwy
North Vancouver BC V7H 0A7
Phone: 604 984 0221 Fax: 604 984 0218 www.alsglobal.com

To: **SILVER RANGE RESOURCES LTD.**
C/O ARCHER, CATHRO & ASSOCIATES (1981) LIMITED
1016-510 W HASTINGS ST
VANCOUVER BC V6B 1L8

Finalized Date: 21-JUN-2012
Account: RANSIL

Project: Keg-Fly-Owl SW

CERTIFICATE OF ANALYSIS WH12131519

Sample Description	Method	ME-MS41	ME-MS41	ME-MS41	ME-MS41	ME-MS41	ME-MS41	ME-MS41	ME-MS41	ME-MS41	ME-MS41	ME-MS41	ME-MS41	ME-MS41	ME-MS41	ME-MS41
	Analyte	Cs	Cu	Fe	Ga	Ge	Hf	Hg	In	K	La	Li	Mg	Mn	Mo	Na
	Units	ppm	ppm	%	ppm	ppm	ppm	ppm	ppm	%	ppm	ppm	%	ppm	ppm	%
	LOR	0.05	0.2	0.01	0.05	0.05	0.02	0.01	0.005	0.01	0.2	0.1	0.01	5	0.05	0.01
DD018328		3.11	13.4	2.13	6.33	<0.05	0.03	0.05	0.020	0.04	8.7	13.8	0.26	77	2.47	<0.01
DD018329		2.68	11.0	1.35	7.75	<0.05	<0.02	0.04	0.016	0.05	11.0	11.7	0.39	75	1.65	<0.01
DD018330		3.22	40.2	2.37	6.63	0.05	0.02	0.05	0.028	0.08	11.0	21.3	0.73	186	2.28	<0.01
DD018331		4.71	96.0	2.26	6.87	0.09	0.02	0.10	0.039	0.08	14.9	27.0	1.06	442	2.77	<0.01
DD018332		2.72	34.1	2.31	6.03	0.06	0.04	0.05	0.030	0.05	13.5	21.2	0.62	204	2.02	<0.01
DD018333		2.31	26.9	2.27	5.82	<0.05	0.04	0.05	0.025	0.05	10.1	22.4	0.66	194	2.59	<0.01
DD018334		2.70	31.2	1.57	5.44	0.06	0.02	0.03	0.012	0.09	4.5	18.6	1.37	471	0.83	0.02
DD018335		4.03	16.3	1.20	4.01	0.07	0.09	0.04	0.027	0.10	7.4	18.7	1.26	303	2.04	0.03
DD018336		0.86	10.5	0.95	2.63	<0.05	0.04	0.04	0.013	0.04	4.6	7.5	0.29	308	1.69	0.01
DD018337		0.76	10.6	0.98	2.92	<0.05	<0.02	0.02	0.013	0.02	4.2	6.4	0.11	150	0.74	0.01
DD018338		0.74	15.7	1.06	2.40	<0.05	0.03	0.05	0.013	0.03	4.8	4.5	0.15	857	0.82	0.03
DD018339		3.59	37.7	1.81	4.44	0.05	0.06	0.08	0.026	0.06	9.8	13.6	0.47	373	0.90	0.01
DD018340		2.81	18.3	1.76	4.31	0.05	<0.02	0.03	0.014	0.06	8.0	13.0	0.34	128	2.27	<0.01
DD018341		2.01	24.3	1.87	4.14	0.05	0.02	0.04	0.056	0.07	7.3	14.3	0.51	162	4.27	0.01
DD018342		2.54	49.9	2.01	4.86	0.07	0.04	0.08	0.062	0.09	11.1	20.4	0.68	229	4.79	0.02
DD018343		3.00	46.7	1.77	6.09	0.08	0.05	0.07	0.043	0.08	11.7	29.6	0.94	131	3.02	0.01
DD018344		2.35	34.4	1.41	4.34	0.07	0.06	0.08	0.026	0.08	10.4	18.6	0.72	133	2.00	0.02
DD018345		0.29	7.5	0.65	1.43	<0.05	<0.02	0.03	0.006	0.02	2.3	1.1	0.03	25	1.33	0.01
DD018346		1.79	10.8	1.73	7.87	<0.05	0.02	<0.01	0.022	0.02	10.7	4.0	0.09	86	2.35	<0.01
DD018347		5.34	40.4	2.49	5.89	0.07	0.03	0.42	0.045	0.06	15.3	21.4	0.44	556	7.41	0.01
DD018348		2.82	33.5	2.37	5.97	0.06	0.02	0.10	0.036	0.08	14.3	18.7	0.51	285	4.75	<0.01
DD018349		2.08	18.5	2.01	4.88	0.06	0.02	0.14	0.034	0.06	13.4	16.0	0.47	165	2.36	<0.01
DD018350		2.06	44.3	1.51	3.35	0.06	0.02	0.14	0.034	0.07	9.8	9.3	0.24	288	2.94	0.02
DD018351		3.40	45.2	2.68	5.26	0.06	0.05	0.12	0.042	0.08	11.5	23.0	0.54	215	3.00	<0.01
DD018352		2.36	15.4	2.64	6.34	0.05	0.02	0.13	0.041	0.05	13.3	14.8	0.34	157	2.99	<0.01
DD018353		2.52	46.1	2.24	4.38	0.06	0.03	0.08	0.042	0.08	11.3	16.0	0.50	200	2.88	<0.01
DD018354		2.03	17.2	2.52	5.73	0.05	0.04	0.04	0.033	0.05	11.3	17.9	0.27	107	2.70	<0.01
DD018355		1.50	18.2	2.35	4.45	0.06	0.05	0.06	0.068	0.04	17.8	17.0	0.26	429	1.41	<0.01
DD018356		1.53	8.3	3.45	5.97	<0.05	0.02	0.06	0.038	0.05	12.0	20.8	0.34	369	1.90	<0.01
DD018357		1.26	13.7	2.18	5.68	<0.05	<0.02	0.02	0.047	0.05	12.8	6.7	0.16	99	1.60	0.01
DD018358		1.79	22.5	2.27	4.14	0.05	0.05	0.09	0.132	0.04	13.7	11.9	0.21	217	1.99	<0.01
DD018359		2.03	24.3	2.37	6.04	0.05	<0.02	0.04	0.035	0.05	17.3	13.8	0.24	140	2.32	<0.01
DD018360		2.10	17.8	1.58	6.19	<0.05	0.03	0.04	0.029	0.04	14.6	9.2	0.12	67	2.28	<0.01
DD018361		2.21	18.0	2.90	6.30	0.05	0.03	0.06	0.039	0.06	14.5	26.9	0.48	237	2.29	0.01
DD018362		2.82	32.4	2.39	6.10	0.06	0.03	0.13	0.036	0.06	11.7	28.4	0.84	199	2.61	<0.01
DD018363		4.13	47.7	2.51	6.76	0.08	0.06	0.33	0.065	0.08	19.7	24.6	0.57	212	2.05	<0.01
DD018364		0.59	8.0	0.54	1.61	<0.05	<0.02	0.04	0.008	0.03	3.2	2.4	0.08	128	0.48	0.02
DD018365		2.39	12.9	2.70	7.75	0.05	0.02	0.13	0.027	0.07	14.5	20.5	0.49	355	3.75	<0.01
DD018366		1.06	10.7	1.87	4.95	<0.05	<0.02	0.05	0.021	0.04	12.4	13.2	0.26	107	3.10	<0.01
DD018367		6.36	24.3	2.33	4.90	0.05	0.05	0.04	0.024	0.05	11.5	18.9	0.39	222	2.29	<0.01

***** See Appendix Page for comments regarding this certificate *****

ALS Canada Ltd.
2103 Dollarton Hwy
North Vancouver BC V7H 0A7
Phone: 604 984 0221 Fax: 604 984 0218 www.alsglobal.com

To: **SILVER RANGE RESOURCES LTD.**
C/O ARCHER, CATHRO & ASSOCIATES (1981) LIMITED
1016-510 W HASTINGS ST
VANCOUVER BC V6B 1L8

Finalized Date: 21-JUN-2012
Account: RANSIL

Project: Keg-Fly-Owl SW

CERTIFICATE OF ANALYSIS WH12131519

Sample Description	Method	ME-MS41	ME-MS41	ME-MS41	ME-MS41	ME-MS41	ME-MS41	ME-MS41	ME-MS41	ME-MS41	ME-MS41	ME-MS41	ME-MS41	ME-MS41	ME-MS41	ME-MS41
	Analyte	Nb	Ni	P	Pb	Rb	Re	S	Sb	Sc	Se	Sn	Sr	Ta	Te	Th
	Units	ppm	ppm	ppm	ppm	ppm	ppm	%	ppm	ppm	ppm	ppm	ppm	ppm	ppm	ppm
	LOR	0.05	0.2	10	0.2	0.1	0.001	0.01	0.05	0.1	0.2	0.2	0.2	0.01	0.01	0.2
DD018328		1.61	13.1	180	13.6	10.1	<0.001	0.02	1.60	2.2	1.4	1.1	9.5	<0.01	0.05	2.5
DD018329		1.53	9.5	170	14.7	14.4	<0.001	0.01	0.74	2.7	1.0	1.1	10.3	<0.01	0.04	2.1
DD018330		1.26	37.6	460	12.4	17.5	<0.001	0.02	1.95	3.6	2.2	0.9	15.7	<0.01	0.05	3.3
DD018331		1.06	49.9	750	14.5	21.1	0.003	0.06	2.08	5.5	3.9	0.8	37.6	<0.01	0.05	2.6
DD018332		1.29	35.4	510	14.6	14.6	0.001	0.01	1.36	4.0	1.7	0.8	15.6	<0.01	0.06	4.4
DD018333		1.33	23.6	400	13.8	13.6	<0.001	0.01	1.60	3.1	1.8	0.7	11.5	<0.01	0.04	3.0
DD018334		0.54	24.5	630	5.2	15.3	0.004	0.06	0.77	3.1	2.2	0.3	29.3	<0.01	0.03	1.2
DD018335		0.72	24.1	3750	12.3	14.9	0.002	0.04	2.15	2.4	2.8	0.3	53.9	<0.01	0.09	2.1
DD018336		0.52	10.2	920	8.8	7.9	0.011	0.13	1.04	0.9	5.6	0.4	43.8	<0.01	0.02	0.5
DD018337		0.68	7.9	270	8.6	3.5	<0.001	0.01	0.50	0.7	0.5	0.6	17.5	<0.01	0.03	0.4
DD018338		0.48	12.0	600	16.5	4.1	0.001	0.05	0.93	0.9	0.8	0.3	43.6	<0.01	0.02	0.5
DD018339		0.76	32.8	860	16.5	17.8	<0.001	0.08	1.73	2.4	2.5	0.5	83.8	<0.01	0.04	0.9
DD018340		0.60	20.0	670	15.1	11.1	<0.001	0.02	2.63	1.6	1.4	1.5	15.6	<0.01	0.06	0.5
DD018341		0.72	21.5	880	149.5	10.1	0.001	0.03	27.9	2.8	1.9	4.5	27.7	<0.01	0.08	2.2
DD018342		0.93	46.2	1010	159.0	15.2	0.004	0.05	14.10	4.2	4.1	4.3	40.2	<0.01	0.09	3.6
DD018343		1.12	33.0	1150	99.2	13.6	0.004	0.04	5.94	5.0	4.6	3.0	36.7	<0.01	0.09	3.8
DD018344		0.82	33.6	1960	14.9	15.4	0.011	0.27	2.02	3.3	5.9	0.6	56.7	<0.01	0.04	2.3
DD018345		0.33	5.4	290	2.9	2.2	0.001	0.02	0.16	0.3	1.0	<0.2	7.8	<0.01	0.02	0.2
DD018346		1.99	10.4	160	7.7	4.2	<0.001	<0.01	0.79	1.2	2.0	2.3	8.3	0.01	0.04	2.8
DD018347		0.54	30.2	1260	23.3	14.2	0.002	0.06	3.76	2.9	4.5	1.0	36.0	<0.01	0.08	0.9
DD018348		0.98	21.9	950	16.6	13.0	0.002	0.03	3.16	3.8	2.8	1.0	19.3	<0.01	0.06	2.4
DD018349		0.89	23.3	1040	17.5	11.3	0.001	0.02	2.41	2.8	2.8	0.7	25.9	<0.01	0.07	2.3
DD018350		0.64	19.6	540	21.4	8.4	0.001	0.04	3.12	2.0	5.4	0.5	19.0	<0.01	0.06	1.3
DD018351		1.37	36.1	780	19.2	12.8	0.001	0.04	4.79	3.7	3.1	1.1	20.2	<0.01	0.09	4.1
DD018352		1.28	12.5	450	27.5	8.4	<0.001	0.02	4.86	2.3	3.8	1.0	17.5	<0.01	0.11	2.5
DD018353		1.15	28.9	440	16.3	10.8	0.001	0.05	6.03	3.3	3.4	0.9	13.4	<0.01	0.08	3.6
DD018354		1.57	15.6	240	15.8	11.0	<0.001	0.02	4.43	2.6	2.8	0.9	9.3	<0.01	0.06	3.8
DD018355		0.66	31.0	670	18.4	8.3	<0.001	0.05	6.30	2.6	1.9	0.6	50.4	<0.01	0.08	1.6
DD018356		1.78	14.8	410	18.8	13.2	<0.001	0.01	2.88	2.5	1.2	0.8	13.1	<0.01	0.07	3.3
DD018357		0.99	13.4	490	15.4	13.0	<0.001	0.03	3.76	1.5	0.9	0.9	17.9	<0.01	0.10	1.0
DD018358		0.72	29.4	410	18.1	7.7	0.001	0.03	9.01	2.4	2.9	0.6	33.6	<0.01	0.12	2.8
DD018359		1.17	13.6	370	22.7	9.6	<0.001	0.02	6.20	2.1	2.2	0.9	19.5	<0.01	0.09	2.1
DD018360		1.38	8.6	230	15.0	9.5	0.001	0.01	3.45	2.1	1.9	1.1	11.6	<0.01	0.05	3.9
DD018361		2.02	23.3	400	17.4	14.5	0.001	0.02	1.92	3.8	1.9	0.8	12.2	<0.01	0.05	4.5
DD018362		1.19	36.4	580	17.2	11.3	0.001	0.04	2.86	3.1	2.7	0.9	12.5	<0.01	0.10	1.8
DD018363		1.49	29.7	780	39.9	16.0	0.001	0.04	2.87	5.0	6.1	0.9	31.9	<0.01	0.14	4.5
DD018364		0.34	3.6	380	4.4	4.3	<0.001	0.01	0.35	0.5	0.6	0.2	9.6	<0.01	0.02	0.4
DD018365		1.26	14.9	600	23.4	14.9	0.001	0.01	1.76	2.8	1.8	1.0	25.8	<0.01	0.08	2.9
DD018366		1.15	13.2	420	12.9	9.6	0.001	0.01	0.79	2.0	1.0	0.6	16.3	<0.01	0.03	2.2
DD018367		1.10	31.0	760	13.1	10.9	0.002	0.01	1.39	2.8	1.9	0.7	18.9	0.01	0.05	4.2

***** See Appendix Page for comments regarding this certificate *****

ALS Canada Ltd.
2103 Dollarton Hwy
North Vancouver BC V7H 0A7
Phone: 604 984 0221 Fax: 604 984 0218 www.alsglobal.com

To: **SILVER RANGE RESOURCES LTD.**
C/O ARCHER, CATHRO & ASSOCIATES (1981) LIMITED
1016-510 W HASTINGS ST
VANCOUVER BC V6B 1L8

Finalized Date: 21-JUN-2012
Account: RANSIL

Project: Keg-Fly-Owl SW

CERTIFICATE OF ANALYSIS WH12131519

Sample Description	Method	ME-MS41	ME-MS41	ME-MS41	ME-MS41	ME-MS41	ME-MS41	ME-MS41	ME-MS41
	Analyte	Ti	Tl	U	V	W	Y	Zn	Zr
	Units	%	ppm	ppm	ppm	ppm	ppm	ppm	ppm
	LOR	0.005	0.02	0.05	1	0.05	0.05	2	0.5
DD018328		0.054	0.24	0.56	77	0.28	2.85	39	1.3
DD018329		0.065	0.21	0.66	56	0.24	4.03	27	0.5
DD018330		0.045	0.29	0.87	60	0.25	4.66	104	0.6
DD018331		0.042	0.38	2.36	61	0.25	26.0	109	0.8
DD018332		0.044	0.28	1.20	60	0.27	8.01	90	1.6
DD018333		0.037	0.27	0.72	62	0.24	3.87	86	1.2
DD018334		0.053	0.22	0.82	41	0.08	3.50	49	0.8
DD018335		0.037	0.42	1.53	55	0.25	8.80	95	3.4
DD018336		0.019	0.27	2.01	30	0.14	2.92	47	1.3
DD018337		0.025	0.06	0.43	45	0.19	2.51	44	<0.5
DD018338		0.026	0.08	1.71	34	0.09	4.13	46	1.1
DD018339		0.021	0.26	2.36	108	0.23	12.75	114	1.9
DD018340		0.031	0.17	0.62	52	0.19	3.46	92	<0.5
DD018341		0.029	0.19	0.77	54	0.18	4.86	160	0.7
DD018342		0.031	0.31	1.49	67	0.22	11.35	333	2.2
DD018343		0.041	0.38	1.33	69	0.34	8.73	338	2.2
DD018344		0.030	0.35	2.76	54	0.16	11.70	160	2.2
DD018345		0.022	0.03	0.36	16	0.06	0.75	23	<0.5
DD018346		0.070	0.10	0.56	57	0.48	2.76	49	0.7
DD018347		0.022	0.60	2.54	59	0.28	10.05	149	0.8
DD018348		0.026	0.34	1.67	72	0.31	7.04	89	0.8
DD018349		0.032	0.28	1.11	53	0.22	6.20	98	0.5
DD018350		0.025	0.20	1.82	31	0.20	8.62	60	1.0
DD018351		0.052	0.34	1.51	67	0.29	6.77	105	2.5
DD018352		0.032	0.30	0.98	61	0.48	3.05	62	0.5
DD018353		0.045	0.26	1.16	61	0.27	6.10	105	1.6
DD018354		0.041	0.21	0.66	67	0.33	3.45	58	2.1
DD018355		0.019	0.17	0.86	57	0.31	14.05	237	1.6
DD018356		0.044	0.16	0.68	57	0.36	2.79	100	0.7
DD018357		0.036	0.15	0.62	53	0.38	2.90	137	<0.5
DD018358		0.016	0.17	0.77	45	0.29	7.22	200	1.8
DD018359		0.027	0.19	0.95	54	0.33	4.02	70	<0.5
DD018360		0.028	0.28	0.93	48	0.58	2.97	38	1.5
DD018361		0.045	0.23	0.86	63	0.37	4.61	80	1.2
DD018362		0.040	0.32	1.00	67	0.29	5.51	79	0.9
DD018363		0.042	0.40	2.56	62	0.47	8.28	101	2.7
DD018364		0.020	0.07	0.26	14	0.22	1.51	16	<0.5
DD018365		0.041	0.34	0.75	80	0.31	4.36	80	0.8
DD018366		0.036	0.15	0.61	49	0.24	3.51	49	<0.5
DD018367		0.027	0.20	0.87	48	0.22	4.53	101	1.7

***** See Appendix Page for comments regarding this certificate *****

ALS Canada Ltd.
2103 Dollarton Hwy
North Vancouver BC V7H 0A7
Phone: 604 984 0221 Fax: 604 984 0218 www.alsglobal.com

To: **SILVER RANGE RESOURCES LTD.**
C/O ARCHER, CATHRO & ASSOCIATES (1981) LIMITED
1016-510 W HASTINGS ST
VANCOUVER BC V6B 1L8

Finalized Date: 21-JUN-2012
Account: RANSIL

Project: Keg-Fly-Owl SW

CERTIFICATE OF ANALYSIS WH12131519

Sample Description	Method	WEI-21	Au-ICP21	ME-MS41	ME-MS41	ME-MS41	ME-MS41	ME-MS41	ME-MS41	ME-MS41	ME-MS41	ME-MS41	ME-MS41	ME-MS41	ME-MS41	ME-MS41
	Analyte	Recvd Wt.	Au	Ag	Al	As	Au	B	Ba	Be	Bi	Ca	Cd	Ce	Co	Cr
	Units	kg	ppm	ppm	%	ppm	ppm	ppm	ppm	ppm	ppm	%	ppm	ppm	ppm	ppm
	LOR	.02	0.001	0.01	0.01	0.1	0.2	10	10	0.05	0.01	0.01	0.01	0.02	0.1	1
DD018368		0.25	0.002	0.44	1.06	17.3	<0.2	<10	120	0.25	0.29	0.05	0.31	22.2	4.0	17
DD018369		0.33	0.002	0.33	1.79	24.7	<0.2	<10	220	0.52	0.32	0.11	0.42	23.4	8.0	23
DD018370		0.29	0.002	0.31	2.15	100.0	<0.2	<10	260	0.80	0.49	0.14	0.49	16.90	9.0	30
DD018371		0.28	0.002	0.65	1.61	43.9	<0.2	<10	330	0.75	0.33	1.01	1.07	29.9	8.0	29
DD018372		0.16	0.001	0.35	0.86	7.1	<0.2	<10	90	0.16	0.21	0.08	0.19	18.20	1.6	12
DD018373		0.32	0.001	0.24	0.79	13.0	<0.2	<10	410	0.29	0.16	0.17	0.35	11.25	3.5	10
DD018374		0.31	0.003	0.37	1.68	22.4	<0.2	<10	370	0.59	0.28	0.13	0.49	25.2	7.1	25
DD018375		0.26	0.007	1.31	1.86	41.6	<0.2	<10	2630	1.29	0.43	0.33	1.14	38.2	12.2	30
DD018376		0.34	0.008	1.77	1.90	39.0	<0.2	<10	690	0.85	0.40	0.16	0.79	24.5	8.6	30
DD018377		0.39	0.015	33.8	1.12	220	<0.2	<10	460	0.52	1.99	0.40	12.55	25.1	5.9	26
DD018378		0.32	0.004	2.22	1.21	40.0	<0.2	<10	420	0.54	0.50	0.51	1.46	24.8	6.5	31
CC142001		0.07	NSS	0.61	0.44	25.9	<0.2	<10	230	0.22	0.11	1.42	1.63	11.75	4.0	11
CC142002		0.14	0.005	0.46	0.90	14.6	<0.2	<10	220	0.41	0.19	1.73	1.41	15.45	4.7	31
CC142003		0.19	0.003	0.61	1.81	17.7	<0.2	<10	250	0.91	0.20	2.53	3.67	16.90	5.1	119
CC142004		0.21	0.001	0.06	0.21	0.6	<0.2	<10	30	0.06	0.02	0.33	0.17	2.42	0.7	7
CC142005		0.21	0.006	0.53	1.98	15.7	<0.2	<10	400	0.84	0.24	0.58	0.41	21.8	8.0	45
CC142006		0.26	0.007	1.23	1.29	17.3	<0.2	<10	80	0.40	0.16	0.12	0.61	9.51	5.1	23
CC142007		0.16	0.001	0.21	0.61	2.6	<0.2	<10	70	0.16	0.05	0.70	0.39	2.72	3.9	13
CC142008		0.16	0.002	0.37	1.59	6.9	<0.2	<10	180	0.42	0.13	1.19	0.49	9.51	4.6	53
CC142009		0.16	0.005	0.81	1.81	8.9	<0.2	<10	200	0.72	0.14	1.81	2.67	15.10	6.0	135
CC142010		0.28	0.003	0.55	1.48	16.5	<0.2	<10	280	0.50	0.25	1.27	0.89	17.70	5.7	47
CC142012		0.29	0.010	0.70	2.05	28.9	<0.2	<10	1140	0.98	0.24	0.42	0.28	25.5	7.4	52
CC142013		0.30	0.002	2.09	0.98	13.3	<0.2	<10	420	0.43	0.20	0.07	0.41	12.90	4.0	27
CC142014		0.38	0.015	0.74	1.02	14.8	<0.2	<10	450	0.44	0.18	0.10	0.38	14.85	4.8	28
CC142015		0.28	0.011	1.34	1.63	22.5	<0.2	<10	180	0.68	0.23	0.06	0.21	19.70	5.7	35
CC142016		0.29	0.019	4.22	1.72	23.8	<0.2	<10	280	0.75	0.40	0.06	0.28	31.0	5.7	41
CC142017		0.35	0.007	4.58	0.75	19.8	<0.2	<10	160	0.25	0.33	0.05	0.28	23.0	3.1	18
CC142018		0.37	0.008	0.97	0.48	14.0	<0.2	<10	110	0.15	0.28	0.03	0.25	19.70	2.0	12
CC142019		0.30	0.005	1.58	0.67	17.0	<0.2	<10	110	0.19	0.30	0.05	0.29	22.0	2.8	16
CC142020		0.34	0.025	2.06	0.83	12.4	<0.2	<10	240	0.31	0.27	0.10	0.83	29.5	3.4	20
CC142021		0.26	0.024	3.11	1.18	79.5	<0.2	<10	220	0.54	0.48	0.15	1.74	35.2	7.0	21
CC142022		0.39	0.016	0.79	1.55	26.5	<0.2	<10	550	0.80	0.26	0.12	0.19	23.4	6.5	35
CC142023		0.29	0.009	0.84	1.87	27.5	<0.2	<10	1280	0.91	0.24	0.62	0.56	25.1	7.8	54
CC142024		0.30	0.011	0.76	1.98	23.8	<0.2	<10	1110	0.91	0.21	0.58	0.30	25.0	6.3	57
CC142025		0.10	NSS	0.24	1.11	9.6	<0.2	<10	400	0.30	0.12	1.80	1.58	13.10	7.4	25
CC142026		0.20	0.004	0.55	1.16	5.9	<0.2	<10	180	0.41	0.09	2.38	0.36	10.30	4.4	60
CC142027		0.30	0.017	0.98	2.03	26.4	<0.2	<10	370	0.81	0.25	0.31	0.32	20.5	13.8	41
CC142028		0.27	0.013	1.24	1.48	23.9	<0.2	<10	150	0.62	0.13	6.93	2.17	18.75	4.9	135
CC142029		0.22	0.005	1.08	1.50	16	<0.2	<10	160	0.89	0.10	11.60	12.75	18.20	4.9	126
CC142030		0.15	0.008	1.11	1.98	5.5	<0.2	<10	110	0.80	0.14	3.25	1.43	12.35	6.1	127

***** See Appendix Page for comments regarding this certificate *****

ALS Canada Ltd.
2103 Dollarton Hwy
North Vancouver BC V7H 0A7
Phone: 604 984 0221 Fax: 604 984 0218 www.alsglobal.com

To: **SILVER RANGE RESOURCES LTD.**
C/O ARCHER, CATHRO & ASSOCIATES (1981) LIMITED
1016-510 W HASTINGS ST
VANCOUVER BC V6B 1L8

Finalized Date: 21-JUN-2012
Account: RANSIL

Project: Keg-Fly-Owl SW

CERTIFICATE OF ANALYSIS WH12131519

Sample Description	Method	ME-MS41	ME-MS41	ME-MS41	ME-MS41	ME-MS41	ME-MS41	ME-MS41	ME-MS41	ME-MS41	ME-MS41	ME-MS41	ME-MS41	ME-MS41	ME-MS41	ME-MS41
	Analyte	Cs	Cu	Fe	Ga	Ge	Hf	Hg	In	K	La	Li	Mg	Mn	Mo	Na
	Units	ppm	ppm	%	ppm	ppm	ppm	ppm	ppm	%	ppm	ppm	%	ppm	ppm	%
	LOR	0.05	0.2	0.01	0.05	0.05	0.02	0.01	0.005	0.01	0.2	0.1	0.01	5	0.05	0.01
DD018368		1.38	17.6	2.41	6.20	<0.05	0.03	0.04	0.020	0.04	11.6	9.4	0.20	146	2.21	<0.01
DD018369		1.59	15.6	2.58	5.39	<0.05	0.03	0.02	0.028	0.04	11.5	18.0	0.28	203	1.72	<0.01
DD018370		2.19	22.9	2.86	4.83	<0.05	0.11	0.05	0.033	0.04	8.1	26.2	0.38	259	1.94	<0.01
DD018371		2.24	18.3	2.34	5.07	0.05	0.02	0.04	0.030	0.05	14.5	15.6	0.41	386	1.22	0.01
DD018372		0.90	7.9	1.31	4.39	<0.05	<0.02	0.02	0.012	0.03	9.1	7.4	0.11	46	1.06	<0.01
DD018373		1.35	21.9	1.26	2.72	<0.05	<0.02	0.05	0.016	0.05	5.7	5.4	0.10	102	1.06	0.02
DD018374		1.69	19.9	2.41	4.65	<0.05	0.07	0.05	0.030	0.06	12.4	16.2	0.35	146	2.21	<0.01
DD018375		1.93	48.3	2.47	5.14	0.07	0.04	0.08	0.033	0.08	18.4	15.5	0.44	1740	2.87	0.01
DD018376		2.38	38.9	2.61	4.65	<0.05	0.06	0.11	0.043	0.07	12.4	22.5	0.41	183	3.21	<0.01
DD018377		1.91	71.6	2.63	4.19	0.06	<0.02	0.11	0.740	0.07	12.0	18.6	0.44	185	3.60	<0.01
DD018378		2.01	36.3	1.66	3.92	0.06	0.03	0.09	0.040	0.07	12.7	16.3	0.57	142	3.14	0.01
CC142001		0.59	17.4	0.70	1.32	<0.05	0.02	0.11	0.013	0.06	5.8	2.9	0.11	209	1.41	0.01
CC142002		1.18	26.4	1.25	2.85	0.05	0.05	0.06	0.023	0.08	7.7	10.6	0.41	269	3.58	0.02
CC142003		4.27	30.9	1.77	5.09	0.08	0.12	0.03	0.023	0.06	9.0	24.6	1.13	270	1.61	0.03
CC142004		0.18	2.5	0.33	0.69	<0.05	<0.02	<0.01	<0.005	0.02	1.5	0.9	0.04	19	0.13	0.02
CC142005		2.89	38.7	2.15	6.17	0.06	0.05	0.06	0.033	0.10	11.5	23.2	1.24	369	3.01	0.02
CC142006		2.44	27.9	1.81	4.96	0.06	0.03	0.08	0.021	0.07	4.6	13.3	0.55	163	7.59	0.01
CC142007		1.05	16.4	0.89	2.44	<0.05	<0.02	0.04	0.007	0.04	1.4	7.0	0.42	204	0.76	0.02
CC142008		2.43	15.2	1.24	4.58	0.05	0.05	0.01	0.019	0.06	5.0	18.8	1.14	197	1.31	0.03
CC142009		3.85	39.6	1.57	6.06	0.09	0.10	0.06	0.033	0.08	8.6	25.6	1.89	307	1.67	0.05
CC142010		3.22	30.5	1.95	6.01	<0.05	0.03	0.04	0.033	0.08	8.4	30.0	0.73	214	2.68	0.01
CC142012		3.86	76.4	2.99	6.64	0.10	0.08	0.05	0.048	0.11	14.0	29.0	1.00	342	5.32	<0.01
CC142013		4.71	26.1	1.76	4.99	0.05	<0.02	0.02	0.019	0.07	6.6	12.9	0.31	87	2.53	<0.01
CC142014		2.53	26.0	2.04	4.55	0.07	<0.02	<0.01	0.026	0.08	8.1	13.7	0.37	149	2.68	<0.01
CC142015		2.26	48.9	2.49	4.91	0.06	0.05	0.05	0.046	0.09	11.5	17.0	0.53	155	3.89	<0.01
CC142016		2.48	32.9	2.45	5.39	0.07	0.09	0.13	0.053	0.08	17.3	22.8	0.49	132	5.21	<0.01
CC142017		1.71	17.8	1.80	4.63	0.06	<0.02	0.06	0.032	0.05	12.2	16.0	0.15	77	2.79	<0.01
CC142018		1.20	10.1	1.41	3.56	<0.05	<0.02	0.03	0.021	0.04	10.3	5.4	0.05	69	2.46	<0.01
CC142019		0.97	13.3	1.89	4.15	<0.05	0.03	0.01	0.027	0.05	10.9	8.7	0.14	75	2.12	<0.01
CC142020		5.97	24.1	1.96	3.78	0.06	<0.02	0.03	0.046	0.09	15.6	14.4	0.24	101	1.51	<0.01
CC142021		1.91	27.6	2.90	4.70	0.07	0.03	0.13	0.056	0.12	19.7	13.5	0.24	413	2.58	0.01
CC142022		2.78	50.7	2.76	4.99	0.06	<0.02	0.04	0.047	0.13	13.2	19.7	0.60	199	3.82	<0.01
CC142023		3.84	70.1	3.07	5.95	0.11	0.04	0.08	0.047	0.19	13.5	22.3	0.89	308	4.60	0.01
CC142024		3.42	59.0	2.50	5.69	0.09	0.05	0.09	0.036	0.11	13.1	22.7	0.97	271	3.19	<0.01
CC142025		1.65	24.4	2.20	3.13	0.05	0.06	0.11	0.016	0.10	6.0	11.9	0.56	373	2.20	0.02
CC142026		1.87	34.3	1.21	3.63	0.08	0.07	0.06	0.019	0.07	4.9	14.3	1.00	205	1.16	0.04
CC142027		3.26	55.6	3.13	5.84	0.06	0.06	0.12	0.036	0.09	9.3	27.3	0.98	367	3.87	0.01
CC142028		2.82	32.3	1.55	4.82	0.08	0.09	0.06	0.029	0.06	11.6	18.7	1.39	200	2.17	0.02
CC142029		3.84	29.2	1.57	5.24	0.14	0.15	0.05	0.042	0.18	12.3	22.8	1.64	254	11.05	0.07
CC142030		3.87	28.0	1.72	6.37	0.10	0.10	0.06	0.030	0.10	6.4	24.0	1.99	369	1.80	0.12

***** See Appendix Page for comments regarding this certificate *****

ALS Canada Ltd.
2103 Dollarton Hwy
North Vancouver BC V7H 0A7
Phone: 604 984 0221 Fax: 604 984 0218 www.alsglobal.com

To: **SILVER RANGE RESOURCES LTD.**
C/O ARCHER, CATHRO & ASSOCIATES (1981) LIMITED
1016-510 W HASTINGS ST
VANCOUVER BC V6B 1L8

Finalized Date: 21-JUN-2012
Account: RANSIL

Project: Keg-Fly-Owl SW

CERTIFICATE OF ANALYSIS WH12131519

Sample Description	Method	ME-MS41	ME-MS41	ME-MS41	ME-MS41	ME-MS41	ME-MS41	ME-MS41	ME-MS41	ME-MS41	ME-MS41	ME-MS41	ME-MS41	ME-MS41	ME-MS41	ME-MS41
	Analyte	Nb	Ni	P	Pb	Rb	Re	S	Sb	Sc	Se	Sn	Sr	Ta	Te	Th
	Units	ppm	ppm	ppm	ppm	ppm	ppm	%	ppm	ppm	ppm	ppm	ppm	ppm	ppm	ppm
	LOR	0.05	0.2	10	0.2	0.1	0.001	0.01	0.05	0.1	0.2	0.2	0.2	0.01	0.01	0.2
DD018368		1.66	11.6	250	12.7	9.7	<0.001	0.01	1.24	2.0	0.4	0.8	10.2	<0.01	0.05	2.8
DD018369		1.34	21.6	270	41.0	10.0	<0.001	0.01	1.04	2.6	0.6	0.8	14.5	0.01	0.05	3.5
DD018370		1.35	42.1	640	54.4	8.4	0.001	0.02	1.93	3.0	1.4	1.1	21.4	0.01	0.07	4.2
DD018371		0.89	29.7	580	27.2	12.7	0.001	0.03	1.06	2.9	1.2	0.8	42.6	<0.01	0.06	1.3
DD018372		0.84	5.6	220	11.3	6.4	<0.001	0.01	0.42	1.0	0.6	0.6	9.6	<0.01	0.04	1.1
DD018373		0.33	13.7	480	10.7	6.9	0.001	0.02	1.46	1.3	1.6	0.5	15.9	<0.01	0.04	0.6
DD018374		0.92	26.6	440	18.7	12.5	<0.001	0.01	1.66	3.1	1.3	0.8	16.3	<0.01	0.06	4.4
DD018375		0.71	45.0	990	26.4	13.5	0.001	0.01	4.05	5.3	1.8	1.4	38.5	<0.01	0.08	5.5
DD018376		0.76	38.1	860	55.8	15.4	0.001	0.02	6.28	3.9	1.8	2.0	20.8	<0.01	0.06	4.5
DD018377		0.58	32.8	1330	3040	11.0	0.001	0.07	124.0	3.4	5.7	40.7	34.1	<0.01	0.35	3.3
DD018378		0.64	30.4	1500	172.0	10.9	0.002	0.02	5.57	3.5	2.7	2.5	41.8	<0.01	0.07	3.7
CC142001		0.22	11.6	1230	45.4	5.1	0.002	0.13	2.60	0.9	2.2	0.5	50.3	<0.01	0.02	0.6
CC142002		0.51	23.6	1690	15.0	15.4	0.003	0.07	2.40	1.9	2.9	0.5	58.0	<0.01	0.05	1.2
CC142003		0.59	35.8	5070	11.4	12.5	0.004	0.07	2.49	3.8	3.1	0.6	95.8	<0.01	0.06	2.5
CC142004		0.11	1.6	640	1.2	2.2	<0.001	0.01	0.13	0.2	0.3	<0.2	13.8	<0.01	0.02	<0.2
CC142005		0.82	39.3	850	13.6	24.5	0.001	0.02	1.96	4.9	1.6	0.6	37.5	<0.01	0.07	4.3
CC142006		0.84	16.8	430	19.2	11.8	0.002	0.05	1.96	2.4	2.5	0.5	17.6	<0.01	0.10	1.4
CC142007		0.23	13.4	360	2.3	5.7	0.001	0.05	0.29	1.2	1.1	0.2	20.8	<0.01	0.03	0.2
CC142008		0.58	23.7	750	8.0	12.3	0.001	0.06	0.73	2.4	1.2	0.3	45.4	<0.01	0.04	1.2
CC142009		0.50	45.5	3240	13.0	18.1	0.001	0.07	1.41	2.9	3.5	0.4	85.9	<0.01	0.03	1.4
CC142010		0.90	30.1	700	16.8	21.0	0.001	0.06	2.05	3.1	2.2	0.7	49.7	<0.01	0.07	1.3
CC142012		0.91	48.7	1030	18.1	14.3	<0.001	0.06	5.74	6.4	2.7	1.3	29.8	<0.01	0.10	5.2
CC142013		0.99	21.0	410	9.4	27.3	<0.001	0.03	2.03	2.0	1.4	1.0	13.8	<0.01	0.07	1.0
CC142014		0.80	19.5	600	12.5	25.2	0.001	0.04	2.76	2.1	1.5	1.2	17.6	<0.01	0.05	1.0
CC142015		1.11	34.1	300	14.3	11.7	<0.001	0.04	4.46	3.9	3.3	1.1	14.1	<0.01	0.10	4.6
CC142016		1.21	29.3	390	17.6	12.1	0.001	0.04	5.86	4.0	4.8	1.5	15.4	<0.01	0.13	5.5
CC142017		0.96	14.3	220	17.9	11.5	0.001	0.02	3.90	1.4	4.0	1.0	13.6	<0.01	0.13	2.2
CC142018		0.82	9.8	200	14.6	8.8	<0.001	0.02	4.44	0.8	2.0	0.9	8.6	<0.01	0.11	2.1
CC142019		1.16	13.4	200	12.9	10.8	<0.001	0.01	2.77	1.4	1.3	0.8	10.7	<0.01	0.07	3.1
CC142020		0.70	18.8	730	23.2	19.6	<0.001	0.13	3.30	2.2	2.9	0.7	46.2	<0.01	0.10	2.8
CC142021		0.63	19.6	1740	28.4	20.8	<0.001	0.17	10.15	2.0	4.0	0.8	38.1	<0.01	0.24	1.6
CC142022		0.86	34.6	440	18.1	18.6	0.001	0.05	6.33	3.0	4.0	0.8	29.3	<0.01	0.09	1.3
CC142023		0.95	46.0	1190	16.6	24.8	0.002	0.08	6.60	4.6	2.3	1.1	37.1	<0.01	0.11	2.3
CC142024		1.00	41.4	1560	13.3	12.3	0.001	0.05	4.67	5.2	2.1	0.9	32.3	<0.01	0.07	4.2
CC142025		0.72	24.0	920	7.9	10.0	0.004	0.12	1.56	2.2	0.9	0.4	44.0	<0.01	<0.01	1.0
CC142026		0.51	21.5	950	8.4	10.1	0.002	0.08	1.21	1.9	1.9	0.3	48.6	<0.01	0.02	0.7
CC142027		1.03	54.0	570	14.3	16.4	0.002	0.03	3.35	4.6	2.1	1.1	22.6	<0.01	0.07	3.8
CC142028		0.37	36.8	4380	14.1	12.3	0.001	0.04	5.75	4.1	2.5	0.7	179.0	<0.01	0.04	2.3
CC142029		0.81	50.8	6850	12.4	27.4	0.001	0.03	5.36	4.6	5.2	0.7	462	<0.01	0.04	3.2
CC142030		0.70	34.1	2710	15.1	15.9	0.002	0.03	1.29	2.8	1.4	0.3	110.5	<0.01	0.05	2.7

***** See Appendix Page for comments regarding this certificate *****

ALS Canada Ltd.
2103 Dollarton Hwy
North Vancouver BC V7H 0A7
Phone: 604 984 0221 Fax: 604 984 0218 www.alsglobal.com

To: **SILVER RANGE RESOURCES LTD.**
C/O ARCHER, CATHRO & ASSOCIATES (1981) LIMITED
1016-510 W HASTINGS ST
VANCOUVER BC V6B 1L8

Finalized Date: 21-JUN-2012
Account: RANSIL

Project: Keg-Fly-Owl SW

CERTIFICATE OF ANALYSIS WH12131519

Sample Description	Method	ME-MS41	ME-MS41	ME-MS41	ME-MS41	ME-MS41	ME-MS41	ME-MS41	ME-MS41
	Analyte	Ti	Tl	U	V	W	Y	Zn	Zr
	Units	%	ppm	ppm	ppm	ppm	ppm	ppm	ppm
	LOR	0.005	0.02	0.05	1	0.05	0.05	2	0.5
DD018368		0.047	0.12	0.53	60	0.32	2.51	55	1.2
DD018369		0.033	0.17	0.65	63	0.39	3.51	98	1.1
DD018370		0.028	0.18	1.01	83	0.57	5.48	107	3.6
DD018371		0.028	0.19	1.38	72	0.34	11.20	115	0.7
DD018372		0.026	0.11	0.46	40	0.34	1.89	35	<0.5
DD018373		0.017	0.15	0.53	31	0.16	3.64	61	<0.5
DD018374		0.028	0.24	0.90	68	0.25	4.89	110	2.7
DD018375		0.023	0.35	1.39	64	0.24	12.95	110	2.0
DD018376		0.018	0.32	1.28	65	0.23	7.34	199	2.6
DD018377		0.023	0.31	1.32	55	0.29	8.61	1480	0.7
DD018378		0.026	0.30	1.46	60	0.18	9.65	226	1.3
CC142001		0.011	0.09	1.41	15	0.10	4.99	84	0.8
CC142002		0.023	0.28	2.47	40	0.17	7.37	96	1.8
CC142003		0.029	0.46	2.03	71	0.28	15.50	120	4.8
CC142004		0.016	0.20	0.19	10	<0.05	1.30	7	<0.5
CC142005		0.046	0.36	1.46	71	0.20	11.60	106	1.9
CC142006		0.046	0.42	1.60	39	0.26	3.28	54	1.0
CC142007		0.037	0.27	0.35	28	<0.05	1.09	31	0.5
CC142008		0.037	0.24	0.82	44	0.16	4.17	84	1.7
CC142009		0.037	0.75	2.31	79	0.23	12.90	189	3.0
CC142010		0.036	0.34	1.18	75	0.19	5.10	111	1.3
CC142012		0.072	0.38	2.01	93	0.31	15.95	128	4.9
CC142013		0.048	0.16	0.85	53	0.23	4.16	71	<0.5
CC142014		0.047	0.18	0.78	59	0.17	4.11	59	<0.5
CC142015		0.064	0.29	1.19	68	0.26	5.67	71	2.6
CC142016		0.049	0.31	1.32	75	0.33	6.34	65	4.7
CC142017		0.030	0.18	0.54	46	0.35	2.27	52	0.6
CC142018		0.027	0.09	0.38	38	0.33	1.70	38	0.6
CC142019		0.050	0.15	0.45	51	0.27	2.14	55	1.6
CC142020		0.034	0.36	0.80	45	0.28	3.08	99	0.7
CC142021		0.024	0.42	1.04	43	0.52	4.92	157	0.8
CC142022		0.044	0.38	1.42	63	0.18	6.61	95	<0.5
CC142023		0.049	0.46	1.68	83	0.25	13.85	128	1.2
CC142024		0.058	0.42	1.91	80	0.29	16.00	95	2.7
CC142025		0.052	0.25	0.60	39	0.09	6.38	118	2.2
CC142026		0.035	0.30	0.75	47	0.13	8.09	62	2.4
CC142027		0.044	0.38	1.33	81	0.22	6.27	149	2.2
CC142028		0.030	0.68	1.29	77	0.25	18.00	131	3.4
CC142029		0.045	1.50	2.42	153	0.51	18.25	236	6.3
CC142030		0.052	0.50	1.32	68	0.55	13.15	109	3.6

***** See Appendix Page for comments regarding this certificate *****

ALS Canada Ltd.
2103 Dollarton Hwy
North Vancouver BC V7H 0A7
Phone: 604 984 0221 Fax: 604 984 0218 www.alsglobal.com

To: **SILVER RANGE RESOURCES LTD.**
C/O ARCHER, CATHRO & ASSOCIATES (1981) LIMITED
1016-510 W HASTINGS ST
VANCOUVER BC V6B 1L8

Finalized Date: 21-JUN-2012
Account: RANSIL

Project: Keg-Fly-Owl SW

CERTIFICATE OF ANALYSIS WH12131519

Sample Description	Method	WEI-21	Au-ICP21	ME-MS41	ME-MS41	ME-MS41	ME-MS41	ME-MS41	ME-MS41	ME-MS41	ME-MS41	ME-MS41	ME-MS41	ME-MS41	ME-MS41	ME-MS41
	Analyte	Recvd Wt.	Au	Ag	Al	As	Au	B	Ba	Be	Bi	Ca	Cd	Ce	Co	Cr
	Units	kg	ppm	ppm	%	ppm	ppm	ppm	ppm	ppm	ppm	%	ppm	ppm	ppm	ppm
	LOR	.02	0.001	0.01	0.01	0.1	0.2	10	10	0.05	0.01	0.01	0.01	0.02	0.1	1
CC142031		0.16	0.011	0.88	2.09	11.1	<0.2	<10	420	0.80	0.19	0.43	0.34	19.20	7.1	52
CC142032		0.25	0.012	1.13	1.93	13.5	<0.2	<10	480	0.69	0.17	0.26	0.41	17.80	7.5	39
CC142033		0.32	0.005	0.79	2.09	7.5	<0.2	<10	360	0.47	0.21	0.36	0.67	15.60	11.6	51
CC142034		0.40	0.003	0.47	2.76	8.0	<0.2	<10	260	1.02	0.22	0.67	0.14	20.8	6.8	59
CC142035		0.44	0.003	0.29	1.31	13.2	<0.2	<10	160	0.37	0.22	0.11	0.35	20.1	4.0	20
CC142036		0.23	0.011	1.63	2.08	31.0	<0.2	<10	150	1.00	0.36	9.24	16.15	14.95	5.2	132
CC142037		0.18	0.002	0.41	1.36	11.3	<0.2	<10	170	0.50	0.14	1.94	1.52	19.45	4.5	56
CC142038		0.17	NSS	0.19	1.62	6.2	<0.2	<10	120	0.24	0.16	0.15	0.35	9.75	3.7	47
CC142039		0.23	0.002	0.33	0.87	2.4	<0.2	<10	70	0.42	0.06	0.14	0.22	7.69	1.7	11
CC142040		0.24	0.003	0.43	0.85	5.5	<0.2	<10	180	0.26	0.15	0.03	0.14	13.75	1.2	18
CC142041		0.31	0.006	0.46	1.85	12.6	<0.2	<10	730	0.75	0.20	0.28	0.25	22.7	5.8	38
CC142042		0.39	0.010	1.47	3.93	15.9	<0.2	<10	170	1.48	0.22	1.75	1.32	16.30	14.2	55
CC142043		0.33	0.008	1.29	5.87	25.3	<0.2	<10	320	2.78	0.30	2.45	0.66	17.45	13.5	62
CC142044		0.33	0.011	0.64	2.45	22.2	<0.2	<10	470	1.08	0.27	0.11	0.36	22.3	11.0	49
CC142045		0.21	0.004	0.43	2.01	34.5	<0.2	<10	490	0.73	0.28	0.12	0.42	18.50	10.1	30
CC142046		0.32	0.007	0.44	2.08	21.5	<0.2	<10	510	0.85	0.26	0.17	0.17	24.9	9.9	41
CC142047		0.32	0.006	0.60	2.88	10.7	<0.2	<10	200	0.95	0.21	0.99	0.42	17.35	11.6	54
CC142048		0.33	0.014	0.17	2.09	21.1	<0.2	<10	680	1.19	0.28	0.09	0.26	41.1	16.4	37
CC142049		0.28	0.004	0.29	1.40	19.8	<0.2	<10	450	0.51	0.16	0.26	0.18	12.75	3.9	29
CC142050		0.26	0.005	0.51	1.76	26.5	<0.2	<10	530	0.70	0.25	0.25	0.21	19.95	5.9	43
CC142051		Destroyed														
CC142052		0.16	NSS	0.21	0.36	2.1	<0.2	<10	70	0.21	0.04	1.74	1.58	4.40	3.9	7
CC142053		0.19	0.007	0.59	2.10	6.8	<0.2	<10	660	0.52	0.15	1.28	1.52	12.90	19.3	39
CC142054		0.13	0.006	1.31	1.31	5.0	<0.2	<10	510	0.30	0.13	0.28	0.57	13.55	12.5	24
CC142055		0.16	0.006	1.76	1.07	4.8	<0.2	<10	460	0.50	0.11	0.33	0.63	21.9	7.1	21
CC142056		0.31	0.004	1.47	1.82	11.9	<0.2	<10	200	0.58	0.26	0.08	0.41	15.75	8.1	52
CC142057		Destroyed														
CC142058		0.41	0.008	1.57	1.41	14.7	<0.2	<10	250	0.26	0.27	0.17	0.21	17.85	10.2	37
CC142059		0.37	0.004	0.45	1.53	17.6	<0.2	<10	240	0.38	0.24	0.15	0.38	17.70	5.0	37
CC142060		0.45	0.011	2.24	2.36	21.6	<0.2	<10	660	1.05	0.34	0.15	0.27	36.2	9.0	40
CC142061		0.32	0.003	0.30	1.01	22.0	<0.2	<10	240	0.31	0.29	0.06	0.34	20.2	3.6	19
CC142062		0.40	0.004	0.55	1.57	20.7	<0.2	<10	460	0.81	0.25	0.21	0.29	29.9	7.8	26
CC142063		0.45	0.004	0.51	2.15	45.0	<0.2	<10	370	0.85	0.29	0.29	0.20	20.8	7.7	45
CC142064		0.34	0.006	0.73	1.97	33.6	<0.2	<10	450	0.89	0.24	0.26	0.29	27.1	9.0	37
CC142065		0.43	0.006	0.42	1.35	19.1	<0.2	<10	720	0.70	0.22	0.28	0.17	29.2	6.7	28
CC142066		0.29	0.004	0.67	0.50	16.5	<0.2	<10	190	0.13	0.25	0.05	0.23	19.25	2.2	16
CC142067		0.36	0.005	0.59	2.36	33.4	<0.2	<10	330	0.86	0.27	0.08	0.30	19.15	8.1	48
CC142068		0.49	0.008	0.62	1.04	17.9	<0.2	<10	390	0.61	0.18	0.23	0.37	28.2	7.3	25
CC142069		0.39	0.004	0.41	1.52	25.3	<0.2	<10	170	0.36	0.23	0.09	0.26	17.75	6.2	40
CC142070		0.17	0.005	1.17	1.31	11.3	<0.2	<10	240	0.39	0.17	0.19	0.36	16.85	5.9	30

***** See Appendix Page for comments regarding this certificate *****

ALS Canada Ltd.
2103 Dollarton Hwy
North Vancouver BC V7H 0A7
Phone: 604 984 0221 Fax: 604 984 0218 www.alsglobal.com

To: **SILVER RANGE RESOURCES LTD.**
C/O ARCHER, CATHRO & ASSOCIATES (1981) LIMITED
1016-510 W HASTINGS ST
VANCOUVER BC V6B 1L8

Finalized Date: 21-JUN-2012
Account: RANSIL

Project: Keg-Fly-Owl SW

CERTIFICATE OF ANALYSIS WH12131519

Sample Description	Method	ME-MS41	ME-MS41	ME-MS41	ME-MS41	ME-MS41	ME-MS41	ME-MS41	ME-MS41	ME-MS41	ME-MS41	ME-MS41	ME-MS41	ME-MS41	ME-MS41	ME-MS41
	Analyte	Cs	Cu	Fe	Ga	Ge	Hf	Hg	In	K	La	Li	Mg	Mn	Mo	Na
	Units	ppm	ppm	%	ppm	ppm	ppm	ppm	ppm	%	ppm	ppm	%	ppm	ppm	%
	LOR	0.05	0.2	0.01	0.05	0.05	0.02	0.01	0.005	0.01	0.2	0.1	0.01	5	0.05	0.01
CC142031		3.16	33.5	2.17	6.58	0.07	0.04	0.05	0.031	0.09	8.3	25.2	1.28	297	4.85	0.02
CC142032		2.99	37.6	2.37	5.76	0.07	0.03	0.08	0.025	0.11	8.0	23.8	1.24	268	3.16	0.01
CC142033		4.41	35.6	2.29	8.01	0.08	0.02	0.11	0.026	0.09	7.6	28.1	1.38	564	4.62	0.02
CC142034		4.94	24.0	2.30	8.70	0.08	0.05	0.04	0.026	0.22	9.5	37.1	1.92	508	1.26	0.04
CC142035		1.31	17.3	2.22	5.08	<0.05	0.02	0.05	0.022	0.04	9.6	15.6	0.26	111	1.86	<0.01
CC142036		7.06	50.7	1.61	6.18	0.09	0.10	0.05	0.156	0.14	6.3	32.1	2.02	298	18.15	0.02
CC142037		2.13	14.9	1.42	3.66	0.05	0.06	0.07	0.020	0.09	10.8	18.2	0.90	328	1.90	0.02
CC142038		1.78	18.9	1.48	7.27	0.05	<0.02	0.04	0.018	0.09	5.1	18.2	1.06	150	1.42	0.01
CC142039		1.06	17.3	0.74	2.85	<0.05	<0.02	0.05	0.006	0.04	4.7	6.9	0.38	71	0.38	0.02
CC142040		1.57	26.5	1.21	3.66	<0.05	<0.02	0.07	0.012	0.03	7.0	2.2	0.04	40	1.21	<0.01
CC142041		2.05	32.6	2.16	5.52	0.06	0.04	0.07	0.021	0.07	11.2	20.5	1.15	222	2.33	0.01
CC142042		9.21	47.5	2.73	12.40	0.16	0.13	0.04	0.053	0.34	7.2	61.5	2.77	2790	12.20	0.22
CC142043		11.90	52.7	3.23	17.45	0.24	0.22	0.05	0.028	0.30	8.7	86.1	4.21	5600	4.23	0.26
CC142044		4.28	51.6	2.99	6.72	0.06	0.07	0.06	0.038	0.09	11.9	28.8	0.96	279	3.51	<0.01
CC142045		3.02	40.8	3.31	7.91	<0.05	<0.02	0.15	0.046	0.07	7.9	24.5	0.35	612	3.18	<0.01
CC142046		2.94	48.5	2.68	5.64	0.06	0.09	0.06	0.033	0.07	12.6	22.3	0.76	330	2.86	<0.01
CC142047		4.88	49.5	2.29	9.15	0.10	0.08	0.08	0.028	0.32	7.5	52.7	2.45	955	1.30	0.12
CC142048		4.35	89.1	3.32	6.97	0.09	0.04	0.06	0.041	0.19	18.9	38.1	0.81	660	2.99	<0.01
CC142049		2.40	32.0	1.91	4.42	0.06	0.02	0.05	0.023	0.10	6.2	16.1	0.56	182	2.78	0.01
CC142050		3.82	41.4	2.71	5.76	0.07	0.02	0.04	0.032	0.18	9.9	22.2	0.81	237	3.49	<0.01
CC142051																
CC142052		0.51	20.8	0.54	1.11	<0.05	0.02	0.08	0.009	0.06	2.3	2.1	0.17	431	3.01	0.02
CC142053		3.46	41.3	1.92	6.54	0.08	0.02	0.07	0.022	0.09	5.4	27.7	1.46	1180	1.63	0.02
CC142054		3.92	28.9	1.54	4.51	<0.05	<0.02	0.10	0.029	0.07	6.4	20.3	0.74	381	1.31	0.01
CC142055		2.57	43.2	1.27	3.31	0.05	<0.02	0.15	0.023	0.06	9.7	11.5	0.42	145	1.36	0.01
CC142056		5.10	40.0	2.63	7.62	0.05	<0.02	0.12	0.026	0.07	7.5	32.3	0.73	395	2.53	0.01
CC142057																
CC142058		4.01	17.6	2.01	5.99	<0.05	<0.02	0.18	0.017	0.08	8.9	18.4	0.65	534	4.29	0.01
CC142059		2.48	20.3	2.32	6.23	<0.05	<0.02	0.07	0.022	0.06	8.3	25.7	0.72	231	2.97	<0.01
CC142060		3.41	99.3	2.86	6.39	0.06	0.07	0.30	0.045	0.09	18.8	23.5	0.65	265	3.15	<0.01
CC142061		1.45	14.0	2.83	6.09	<0.05	<0.02	0.04	0.018	0.05	10.2	10.6	0.21	158	2.68	<0.01
CC142062		1.87	25.5	2.54	4.57	0.06	0.06	0.10	0.032	0.07	15.5	15.9	0.41	231	2.54	<0.01
CC142063		3.22	32.6	2.47	6.19	0.06	0.04	0.06	0.033	0.08	10.0	24.0	0.95	266	4.52	<0.01
CC142064		2.73	41.4	2.51	5.80	0.07	0.06	0.13	0.032	0.08	12.8	20.9	0.61	297	2.81	<0.01
CC142065		1.77	35.5	2.35	4.57	0.06	<0.02	0.08	0.030	0.06	15.7	15.3	0.44	220	2.43	<0.01
CC142066		1.75	16.8	1.57	4.49	<0.05	0.02	0.12	0.020	0.05	10.5	2.3	0.07	62	4.05	<0.01
CC142067		3.19	37.9	2.85	7.54	0.05	0.03	0.06	0.035	0.07	9.4	31.9	0.93	264	4.50	<0.01
CC142068		1.30	35.6	2.00	3.35	0.06	0.02	0.09	0.025	0.06	14.2	12.8	0.48	316	2.97	0.01
CC142069		2.77	25.2	2.66	6.53	<0.05	<0.02	0.09	0.018	0.07	8.8	22.2	0.62	344	3.01	<0.01
CC142070		3.48	29.3	1.94	4.86	0.05	<0.02	0.12	0.017	0.07	8.1	17.1	0.56	155	1.34	0.01

***** See Appendix Page for comments regarding this certificate *****

ALS Canada Ltd.
2103 Dollarton Hwy
North Vancouver BC V7H 0A7
Phone: 604 984 0221 Fax: 604 984 0218 www.alsglobal.com

To: **SILVER RANGE RESOURCES LTD.**
C/O ARCHER, CATHRO & ASSOCIATES (1981) LIMITED
1016-510 W HASTINGS ST
VANCOUVER BC V6B 1L8

Finalized Date: 21-JUN-2012
Account: RANSIL

Project: Keg-Fly-Owl SW

CERTIFICATE OF ANALYSIS WH12131519

Sample Description	Method	ME-MS41	ME-MS41	ME-MS41	ME-MS41	ME-MS41	ME-MS41	ME-MS41	ME-MS41	ME-MS41	ME-MS41	ME-MS41	ME-MS41	ME-MS41	ME-MS41	ME-MS41
	Analyte	Nb	Ni	P	Pb	Rb	Re	S	Sb	Sc	Se	Sn	Sr	Ta	Te	Th
	Units	ppm	ppm	ppm	ppm	ppm	ppm	%	ppm	ppm	ppm	ppm	ppm	ppm	ppm	ppm
	LOR	0.05	0.2	10	0.2	0.1	0.001	0.01	0.05	0.1	0.2	0.2	0.2	0.01	0.01	0.2
CC142031		1.05	36.7	490	11.5	15.2	0.001	0.04	1.95	4.8	1.7	0.7	35.1	<0.01	0.05	3.0
CC142032		0.86	38.0	590	9.6	18.8	0.001	0.06	1.99	4.1	1.6	0.6	27.0	<0.01	0.06	2.6
CC142033		0.77	42.8	1160	9.4	15.4	0.001	0.08	1.04	4.0	3.2	0.6	28.1	<0.01	0.06	1.1
CC142034		0.92	39.9	690	8.2	20.5	0.001	0.01	1.52	6.6	1.8	0.6	46.8	<0.01	0.04	4.0
CC142035		1.13	13.4	400	12.3	8.6	<0.001	0.01	1.44	1.8	1.1	0.7	12.3	<0.01	0.03	2.1
CC142036		0.28	78.8	4840	48.0	14.5	0.001	0.02	9.07	5.1	5.1	1.6	149.0	<0.01	0.15	3.6
CC142037		0.69	20.8	4770	9.4	19.1	0.001	0.04	1.65	2.9	2.8	0.6	61.3	<0.01	0.01	2.2
CC142038		0.61	27.3	480	4.7	9.3	0.001	0.03	0.93	2.9	0.7	0.5	12.2	<0.01	0.05	0.4
CC142039		0.39	9.0	410	4.0	4.7	0.001	0.03	0.35	1.1	0.4	0.2	11.6	<0.01	<0.01	0.3
CC142040		0.70	4.0	450	7.1	4.1	<0.001	0.02	0.51	0.9	0.4	0.5	5.0	<0.01	0.03	0.5
CC142041		0.98	32.5	420	10.4	10.7	0.001	0.03	1.68	4.1	1.2	0.6	29.8	<0.01	0.05	3.3
CC142042		0.58	47.8	1980	25.9	57.1	0.001	0.02	3.32	8.3	1.4	0.8	96.6	<0.01	0.08	4.8
CC142043		0.25	42.8	2620	16.4	29.0	0.001	0.04	3.91	9.5	2.1	1.2	129.0	<0.01	0.07	6.2
CC142044		1.14	56.4	380	14.0	13.9	0.001	0.05	2.87	5.1	2.8	0.9	25.2	<0.01	0.05	4.2
CC142045		1.27	32.8	870	16.7	15.0	0.001	0.08	1.96	2.8	1.4	0.7	16.5	0.01	0.08	1.0
CC142046		1.08	42.3	620	12.7	13.1	0.001	0.02	2.79	4.5	1.3	0.8	17.9	<0.01	0.07	4.7
CC142047		0.99	77.0	650	9.8	38.7	0.001	0.03	1.40	7.4	1.4	0.6	62.9	<0.01	0.04	5.3
CC142048		1.44	54.5	400	13.7	19.9	0.001	0.07	3.57	5.9	2.1	1.2	20.6	<0.01	0.06	4.1
CC142049		0.56	27.5	710	8.1	20.7	0.001	0.07	2.67	1.3	1.2	0.6	22.4	<0.01	0.03	0.4
CC142050		0.91	37.5	600	13.1	54.5	0.001	0.05	3.59	3.0	1.9	0.8	22.4	<0.01	0.06	1.3
CC142051																
CC142052		0.18	14.8	810	2.5	4.4	0.002	0.17	1.23	0.6	2.7	<0.2	40.1	<0.01	0.01	0.2
CC142053		0.64	62.3	790	9.4	14.1	0.010	0.13	1.19	3.7	6.4	0.4	45.3	<0.01	0.02	1.0
CC142054		0.46	33.2	810	13.1	11.0	0.001	0.07	0.68	1.7	2.1	0.5	23.2	<0.01	0.02	0.4
CC142055		0.44	28.6	1440	8.6	9.6	0.001	0.13	1.13	1.1	2.8	0.6	28.3	<0.01	0.02	0.3
CC142056		0.86	31.4	680	8.8	11.2	<0.001	0.07	1.60	2.9	2.4	0.7	20.6	<0.01	0.05	0.5
CC142057																
CC142058		0.70	17.2	680	11.5	15.3	0.002	0.03	1.56	2.1	1.6	0.8	18.2	<0.01	0.03	0.5
CC142059		0.70	21.4	690	12.9	12.3	0.001	0.02	1.76	2.1	1.5	0.8	12.7	<0.01	0.05	0.6
CC142060		1.07	42.6	620	16.3	16.5	0.001	0.02	2.49	5.6	3.6	0.9	17.1	<0.01	0.07	4.5
CC142061		1.06	12.8	420	14.4	13.5	0.001	0.02	1.91	1.9	1.0	0.8	9.5	<0.01	0.07	1.9
CC142062		0.87	27.5	780	13.8	11.4	0.001	0.02	2.57	3.6	2.3	0.6	20.6	<0.01	0.07	4.1
CC142063		0.64	38.5	1350	16.2	13.5	0.001	0.03	3.38	3.5	3.2	0.9	20.9	<0.01	0.11	2.4
CC142064		0.73	40.4	1200	13.7	14.3	0.001	0.02	2.62	4.2	2.7	0.8	27.8	<0.01	0.07	3.4
CC142065		0.67	28.8	880	12.1	9.4	0.001	0.01	2.99	3.5	1.4	0.7	24.9	<0.01	0.06	2.5
CC142066		1.14	10.2	380	10.8	9.8	<0.001	0.03	2.21	1.0	1.2	0.9	9.6	<0.01	0.06	0.9
CC142067		0.85	35.5	390	14.9	12.4	0.001	0.04	4.82	4.8	2.4	1.2	11.8	<0.01	0.09	2.6
CC142068		0.56	25.0	770	11.6	6.9	0.002	0.03	2.72	3.3	1.3	0.5	22.9	<0.01	0.05	3.2
CC142069		1.00	21.5	520	11.6	14.1	0.001	0.06	2.12	2.7	1.6	1.1	14.9	<0.01	0.06	1.1
CC142070		0.43	23.9	790	7.6	13.1	0.002	0.05	0.96	1.9	3.0	0.6	25.0	<0.01	0.04	0.4

***** See Appendix Page for comments regarding this certificate *****

ALS Canada Ltd.
2103 Dollarton Hwy
North Vancouver BC V7H 0A7
Phone: 604 984 0221 Fax: 604 984 0218 www.alsglobal.com

To: **SILVER RANGE RESOURCES LTD.**
C/O ARCHER, CATHRO & ASSOCIATES (1981) LIMITED
1016-510 W HASTINGS ST
VANCOUVER BC V6B 1L8

Finalized Date: 21-JUN-2012
Account: RANSIL

Project: Keg-Fly-Owl SW

CERTIFICATE OF ANALYSIS WH12131519

Sample Description	Method	ME-MS41	ME-MS41	ME-MS41	ME-MS41	ME-MS41	ME-MS41	ME-MS41	ME-MS41
	Analyte	Ti	Tl	U	V	W	Y	Zn	Zr
	Units	%	ppm	ppm	ppm	ppm	ppm	ppm	ppm
	LOR	0.005	0.02	0.05	1	0.05	0.05	2	0.5
CC142031		0.050	0.30	1.32	99	0.20	7.51	110	1.6
CC142032		0.049	0.30	1.10	62	0.18	6.54	101	1.2
CC142033		0.053	0.27	1.32	82	0.20	5.41	251	0.5
CC142034		0.079	0.36	0.88	67	0.22	7.77	58	2.1
CC142035		0.029	0.16	0.57	53	0.37	3.17	51	0.7
CC142036		0.032	1.31	2.58	241	0.47	24.9	395	4.5
CC142037		0.033	0.47	1.63	44	0.25	12.50	76	1.6
CC142038		0.050	0.14	0.48	52	0.17	2.50	51	<0.5
CC142039		0.033	0.12	0.54	21	0.06	4.67	17	<0.5
CC142040		0.028	0.11	0.66	30	0.16	1.69	17	<0.5
CC142041		0.051	0.34	1.14	57	0.30	9.57	78	1.4
CC142042		0.080	0.83	2.25	204	0.46	9.44	179	4.8
CC142043		0.097	1.80	2.73	161	0.23	16.85	69	8.3
CC142044		0.051	0.41	1.28	83	0.20	7.18	125	2.8
CC142045		0.048	0.18	0.80	60	0.31	4.66	176	<0.5
CC142046		0.048	0.34	1.32	79	0.25	7.52	88	3.0
CC142047		0.110	0.36	1.09	67	0.18	13.60	200	2.7
CC142048		0.079	0.32	1.55	63	0.29	11.70	128	2.1
CC142049		0.030	0.22	1.05	53	0.21	4.62	60	<0.5
CC142050		0.045	0.35	1.28	74	0.27	5.86	89	0.5
CC142051									
CC142052		0.018	0.18	0.33	13	0.05	3.37	39	0.8
CC142053		0.052	0.37	1.15	45	0.13	6.69	222	0.9
CC142054		0.030	0.17	0.99	35	0.12	6.11	178	<0.5
CC142055		0.015	0.19	1.89	30	0.08	11.10	94	<0.5
CC142056		0.053	0.18	1.53	79	0.16	5.50	110	<0.5
CC142057									
CC142058		0.033	0.28	0.78	76	0.28	3.55	81	<0.5
CC142059		0.039	0.27	0.81	82	0.32	3.97	73	<0.5
CC142060		0.025	0.47	2.78	83	0.26	11.25	122	1.9
CC142061		0.039	0.22	0.54	75	0.26	2.54	65	<0.5
CC142062		0.028	0.27	1.11	55	0.28	7.49	94	2.0
CC142063		0.025	0.41	1.17	89	0.28	6.45	134	1.1
CC142064		0.027	0.42	1.20	72	0.25	7.44	112	1.5
CC142065		0.035	0.20	1.21	55	0.19	8.40	91	<0.5
CC142066		0.065	0.16	0.76	60	0.23	2.14	40	0.7
CC142067		0.041	0.43	1.04	116	0.30	5.67	102	0.9
CC142068		0.034	0.21	1.19	58	0.21	9.22	92	0.8
CC142069		0.049	0.22	0.87	79	0.21	3.98	83	<0.5
CC142070		0.034	0.24	1.04	58	0.16	4.47	83	<0.5

***** See Appendix Page for comments regarding this certificate *****

ALS Canada Ltd.
2103 Dollarton Hwy
North Vancouver BC V7H 0A7
Phone: 604 984 0221 Fax: 604 984 0218 www.alsglobal.com

To: **SILVER RANGE RESOURCES LTD.**
C/O ARCHER, CATHRO & ASSOCIATES (1981) LIMITED
1016-510 W HASTINGS ST
VANCOUVER BC V6B 1L8

Finalized Date: 21-JUN-2012
Account: RANSIL

Project: Keg-Fly-Owl SW

CERTIFICATE OF ANALYSIS WH12131519

Sample Description	Method	WEI-21	Au-ICP21	ME-MS41	ME-MS41	ME-MS41	ME-MS41	ME-MS41	ME-MS41	ME-MS41	ME-MS41	ME-MS41	ME-MS41	ME-MS41	ME-MS41	ME-MS41
	Analyte	Recvd Wt.	Au	Ag	Al	As	Au	B	Ba	Be	Bi	Ca	Cd	Ce	Co	Cr
	Units	kg	ppm	ppm	%	ppm	ppm	ppm	ppm	ppm	ppm	%	ppm	ppm	ppm	ppm
	LOR	.02	0.001	0.01	0.01	0.1	0.2	10	10	0.05	0.01	0.01	0.01	0.02	0.1	1
CC142071		0.43	0.007	0.81	2.47	20.6	<0.2	<10	400	0.99	0.24	0.23	0.47	23.7	22.6	51
CC142072		0.36	0.006	1.64	1.58	10.9	<0.2	<10	260	0.57	0.27	0.16	0.23	23.8	4.8	32
CC142073		0.23	0.002	0.62	0.51	3.5	<0.2	<10	140	0.14	0.09	0.05	0.19	5.13	3.4	9
CC142074		0.24	0.012	2.20	2.64	33.8	<0.2	<10	320	1.38	0.24	0.94	2.79	14.05	31.6	36
CC142075		0.19	0.003	0.59	1.27	6.7	<0.2	<10	270	0.47	0.13	0.44	1.18	18.60	12.4	27
CC142076		0.24	0.002	0.28	0.60	5.1	<0.2	<10	300	0.33	0.06	1.17	0.68	8.53	2.1	14
CC142077		0.29	0.004	0.79	1.13	25.8	<0.2	<10	170	0.26	0.21	0.40	0.28	13.25	4.9	29
CC142078		0.30	0.004	0.34	1.12	10.6	<0.2	<10	70	0.20	0.13	0.60	0.48	7.55	5.2	22
CC142079		0.19	0.002	0.81	1.52	17.3	<0.2	<10	150	0.35	0.16	0.39	0.49	13.25	6.1	30
CC142080		0.11	0.006	0.33	1.18	6.3	<0.2	<10	200	0.33	0.12	0.92	0.66	9.17	10.5	26
CC142081		0.27	0.008	0.28	1.30	5.7	<0.2	<10	100	0.35	0.09	0.88	0.50	6.51	4.4	30
CC142082		0.27	0.010	0.71	1.50	10.4	<0.2	<10	220	0.49	0.12	0.62	0.95	15.85	7.8	34
CC142083		0.12	0.005	0.70	1.42	11.9	<0.2	<10	310	0.37	0.18	0.39	0.52	16.50	7.4	38
CC142084		0.16	0.015	0.81	1.09	8.7	<0.2	<10	360	0.29	0.13	0.28	0.35	15.75	5.4	26
CC142085		0.30	0.002	1.11	0.47	4.9	<0.2	<10	140	0.14	0.10	0.11	0.29	6.85	1.8	10
CC142086		0.30	0.002	0.29	0.61	9.6	<0.2	<10	160	0.14	0.22	0.09	0.15	14.95	1.8	11
CC142087		0.14	NSS	0.41	0.56	6.5	<0.2	<10	430	0.25	0.08	0.30	0.62	8.34	3.8	16
CC142088		0.20	0.002	0.32	0.58	8.7	<0.2	<10	730	0.31	0.15	0.19	2.24	11.95	3.6	13
CC142089		0.49	0.009	1.12	3.20	16.3	<0.2	<10	1630	1.71	0.21	0.03	0.24	33.4	22.7	69
CC142090		0.40	0.006	0.50	1.94	32.9	<0.2	<10	460	0.66	0.26	0.11	0.24	19.20	6.6	49
CC142091		0.25	0.003	0.38	1.26	15.7	<0.2	<10	310	0.47	0.27	0.18	0.44	25.3	3.9	23
CC142092		0.36	0.057	0.53	2.41	31.9	<0.2	<10	630	0.91	0.27	0.07	0.32	20.9	9.6	42
CC142093		0.40	0.003	0.39	1.24	14.7	<0.2	<10	510	0.38	0.22	0.13	0.29	29.0	3.9	23
CC142094		0.21	0.007	1.29	0.76	9.3	<0.2	<10	270	0.29	0.18	0.16	0.41	17.10	2.0	18
CC142095		0.19	0.005	1.08	1.16	9.1	<0.2	<10	180	0.26	0.18	0.08	0.36	10.20	3.0	36
CC142096		0.13	0.003	1.02	0.80	5.1	<0.2	<10	460	0.66	0.07	0.81	0.98	19.10	3.6	11
CC142097		0.11	0.005	0.51	0.55	5.1	<0.2	<10	240	0.37	0.07	0.37	0.65	21.4	9.2	10
CC142098		0.13	0.002	0.30	0.63	3.5	<0.2	<10	100	0.16	0.06	0.28	0.29	8.54	2.1	14
CC142099		0.18	0.006	0.41	1.29	5.2	<0.2	<10	110	0.18	0.14	0.30	0.17	12.25	2.3	32

***** See Appendix Page for comments regarding this certificate *****

ALS Canada Ltd.
2103 Dollarton Hwy
North Vancouver BC V7H 0A7
Phone: 604 984 0221 Fax: 604 984 0218 www.alsglobal.com

To: **SILVER RANGE RESOURCES LTD.**
C/O ARCHER, CATHRO & ASSOCIATES (1981) LIMITED
1016-510 W HASTINGS ST
VANCOUVER BC V6B 1L8

Finalized Date: 21-JUN-2012
Account: RANSIL

Project: Keg-Fly-Owl SW

CERTIFICATE OF ANALYSIS WH12131519

Sample Description	Method	ME-MS41	ME-MS41	ME-MS41	ME-MS41	ME-MS41	ME-MS41	ME-MS41	ME-MS41	ME-MS41	ME-MS41	ME-MS41	ME-MS41	ME-MS41	ME-MS41	ME-MS41
	Analyte	Cs	Cu	Fe	Ga	Ge	Hf	Hg	In	K	La	Li	Mg	Mn	Mo	Na
	Units	ppm	ppm	%	ppm	ppm	ppm	ppm	ppm	%	ppm	ppm	%	ppm	ppm	%
	LOR	0.05	0.2	0.01	0.05	0.05	0.02	0.01	0.005	0.01	0.2	0.1	0.01	5	0.05	0.01
CC142071		6.13	53.3	3.00	7.16	0.07	0.04	0.08	0.044	0.14	11.5	55.3	1.22	507	3.05	0.01
CC142072		5.12	54.4	1.89	5.12	0.05	0.02	0.15	0.022	0.07	12.2	21.4	0.62	106	1.38	<0.01
CC142073		1.27	12.6	0.91	2.44	<0.05	<0.02	0.06	0.053	0.03	2.7	4.5	0.13	54	0.84	0.02
CC142074		3.18	135.0	5.54	7.00	0.10	0.09	0.07	0.041	0.17	4.9	34.7	1.20	434	30.0	0.03
CC142075		2.17	29.1	1.48	4.30	0.06	0.03	0.07	0.021	0.06	8.3	15.9	0.69	427	2.94	0.01
CC142076		0.50	16.9	0.78	1.96	<0.05	0.04	0.07	0.009	0.03	4.6	3.2	0.17	187	0.82	0.02
CC142077		1.91	13.6	1.68	4.68	<0.05	0.02	0.11	0.022	0.06	6.2	14.7	0.68	185	9.59	0.01
CC142078		2.04	20.0	1.51	4.34	0.06	0.02	0.06	0.017	0.06	3.5	15.0	0.84	194	4.15	0.03
CC142079		2.34	15.0	1.63	5.20	<0.05	0.05	0.08	0.015	0.09	6.2	20.2	1.26	204	1.45	0.01
CC142080		2.21	19.9	1.18	3.69	0.05	0.02	0.12	0.015	0.08	4.4	14.6	0.93	810	1.64	0.02
CC142081		2.39	18.5	1.08	4.83	0.07	0.04	0.05	0.013	0.07	3.3	17.5	1.08	195	0.80	0.03
CC142082		2.36	20.8	1.73	5.08	0.08	0.03	0.06	0.022	0.06	7.3	20.5	0.99	576	3.36	0.03
CC142083		2.64	18.7	1.66	5.39	0.06	0.02	0.11	0.022	0.09	7.8	20.5	0.85	343	3.21	0.02
CC142084		2.98	16.9	1.40	4.54	0.05	<0.02	0.10	0.017	0.09	7.5	15.8	0.49	315	2.49	0.01
CC142085		0.96	12.3	0.99	2.21	<0.05	<0.02	0.11	0.012	0.05	3.6	2.0	0.08	57	1.06	0.01
CC142086		1.44	10.8	0.98	4.86	<0.05	<0.02	0.06	0.007	0.06	7.5	6.0	0.12	62	1.36	0.01
CC142087		2.13	30.1	1.66	2.13	<0.05	<0.02	0.11	0.009	0.08	4.3	4.8	0.16	113	1.52	0.01
CC142088		0.98	19.8	1.35	3.09	<0.05	<0.02	0.06	0.019	0.04	5.8	2.9	0.09	73	1.85	<0.01
CC142089		2.56	436	10.50	5.72	0.11	0.09	0.07	0.031	0.06	18.2	12.7	0.29	342	3.56	<0.01
CC142090		2.83	30.4	2.67	6.06	<0.05	0.03	0.05	0.030	0.10	9.2	24.5	0.82	227	3.15	<0.01
CC142091		1.84	16.8	1.89	5.40	<0.05	<0.02	0.06	0.023	0.05	12.6	12.8	0.29	112	2.24	<0.01
CC142092		3.10	43.1	3.35	5.76	<0.05	0.10	0.07	0.039	0.08	11.4	27.8	0.56	247	3.02	<0.01
CC142093		1.77	24.3	1.65	5.19	0.05	<0.02	0.07	0.020	0.05	14.4	11.0	0.30	148	1.87	<0.01
CC142094		1.58	28.0	1.20	4.28	<0.05	<0.02	0.12	0.019	0.05	9.3	5.7	0.18	97	2.31	0.01
CC142095		4.01	22.4	1.57	5.20	0.05	<0.02	0.10	0.019	0.08	5.4	14.2	0.49	111	2.80	0.01
CC142096		1.54	40.5	0.98	2.35	<0.05	<0.02	0.08	0.009	0.06	8.4	3.5	0.14	85	1.54	0.01
CC142097		1.05	34.4	0.97	1.95	0.05	<0.02	0.03	0.016	0.04	8.3	5.8	0.20	467	1.90	0.02
CC142098		1.90	11.6	0.97	2.66	<0.05	<0.02	0.07	0.012	0.04	4.1	5.9	0.34	93	1.42	0.01
CC142099		3.02	10.2	1.07	4.89	<0.05	<0.02	0.06	0.018	0.06	6.2	16.3	1.01	150	0.72	0.02

***** See Appendix Page for comments regarding this certificate *****

ALS Canada Ltd.
2103 Dollarton Hwy
North Vancouver BC V7H 0A7
Phone: 604 984 0221 Fax: 604 984 0218 www.alsglobal.com

To: **SILVER RANGE RESOURCES LTD.**
C/O ARCHER, CATHRO & ASSOCIATES (1981) LIMITED
1016-510 W HASTINGS ST
VANCOUVER BC V6B 1L8

Finalized Date: 21-JUN-2012
Account: RANSIL

Project: Keg-Fly-Owl SW

CERTIFICATE OF ANALYSIS WH12131519

Sample Description	Method	ME-MS41	ME-MS41	ME-MS41	ME-MS41	ME-MS41	ME-MS41	ME-MS41	ME-MS41	ME-MS41	ME-MS41	ME-MS41	ME-MS41	ME-MS41	ME-MS41	ME-MS41
	Analyte	Nb	Ni	P	Pb	Rb	Re	S	Sb	Sc	Se	Sn	Sr	Ta	Te	Th
	Units	ppm	ppm	ppm	ppm	ppm	ppm	%	ppm	ppm	ppm	ppm	ppm	ppm	ppm	ppm
	LOR	0.05	0.2	10	0.2	0.1	0.001	0.01	0.05	0.1	0.2	0.2	0.2	0.01	0.01	0.2
CC142071		0.96	75.6	850	13.8	18.8	0.001	0.05	2.81	5.4	3.2	0.8	21.9	<0.01	0.07	3.8
CC142072		0.66	28.6	860	10.5	15.9	0.002	0.06	1.38	3.0	5.1	0.6	19.4	<0.01	0.04	1.5
CC142073		0.26	9.7	380	4.1	3.9	0.001	0.03	0.36	0.6	0.9	0.5	6.7	<0.01	0.02	<0.2
CC142074		0.84	177.0	760	27.2	19.1	0.010	0.13	5.87	4.6	14.2	0.6	56.0	<0.01	0.13	3.6
CC142075		0.49	40.6	800	7.6	13.2	0.003	0.07	0.87	2.7	4.4	0.5	28.2	<0.01	0.02	1.2
CC142076		0.22	10.5	890	3.8	3.1	0.002	0.10	1.76	1.0	3.1	0.2	55.2	<0.01	0.01	0.4
CC142077		0.53	21.7	590	11.8	16.6	0.004	0.06	2.43	2.7	1.9	0.9	19.2	<0.01	0.08	1.8
CC142078		0.48	18.7	430	9.0	11.1	0.003	0.08	1.38	2.2	2.6	0.4	21.0	<0.01	0.03	1.0
CC142079		0.67	21.9	390	6.7	13.3	0.001	0.05	1.16	3.2	1.5	0.7	18.5	<0.01	0.03	2.0
CC142080		0.32	20.2	1020	8.3	11.3	0.001	0.13	1.17	2.2	2.4	0.4	35.7	<0.01	0.03	0.8
CC142081		0.38	21.1	500	3.3	10.1	0.001	0.06	0.81	2.6	1.8	0.4	32.0	<0.01	0.02	0.7
CC142082		0.40	26.6	960	8.0	12.7	0.003	0.04	1.24	3.2	3.5	0.5	30.7	<0.01	0.03	1.7
CC142083		0.48	22.8	1000	10.3	15.1	0.003	0.05	1.40	2.8	3.4	0.6	27.2	<0.01	0.04	1.2
CC142084		0.51	19.0	730	6.8	16.5	0.001	0.05	1.31	2.4	2.5	0.6	24.5	<0.01	0.04	0.9
CC142085		0.27	8.4	780	6.9	4.1	0.001	0.06	1.08	0.5	0.9	0.3	9.6	<0.01	0.05	<0.2
CC142086		0.38	6.0	350	7.4	8.4	<0.001	0.03	0.67	0.6	1.1	0.7	9.5	<0.01	0.04	<0.2
CC142087		0.28	24.5	1010	5.3	7.7	0.001	0.11	3.64	0.7	1.1	0.4	18.9	<0.01	0.02	<0.2
CC142088		0.27	13.4	750	9.6	5.9	0.001	0.05	1.14	0.4	0.9	0.6	21.5	<0.01	0.04	<0.2
CC142089		0.27	181.5	1450	10.3	8.9	0.001	0.17	15.40	9.4	4.4	0.6	12.8	<0.01	0.10	6.5
CC142090		0.75	33.7	540	14.8	16.9	0.001	0.04	3.20	3.9	1.9	1.0	14.5	<0.01	0.08	2.9
CC142091		0.69	16.6	640	13.4	12.2	<0.001	0.02	1.58	2.0	1.3	0.7	14.1	<0.01	0.05	1.2
CC142092		0.92	35.8	420	13.7	12.7	0.001	0.05	3.53	4.5	2.7	1.1	12.0	<0.01	0.08	4.5
CC142093		0.51	14.8	560	10.1	8.7	0.001	0.02	1.37	1.7	1.1	0.7	11.6	<0.01	0.05	0.8
CC142094		0.37	10.9	740	10.9	8.2	<0.001	0.04	1.37	0.8	1.8	0.6	14.6	<0.01	0.03	0.2
CC142095		0.55	15.4	790	9.7	12.3	0.001	0.08	1.61	1.2	1.7	0.5	19.8	<0.01	0.04	0.2
CC142096		0.31	17.0	930	4.4	6.3	0.001	0.14	0.90	0.8	1.9	0.3	32.4	<0.01	0.04	<0.2
CC142097		0.25	23.9	590	4.2	8.9	<0.001	0.08	0.98	1.4	1.6	0.2	17.5	<0.01	<0.01	0.4
CC142098		0.25	9.3	700	4.2	9.7	<0.001	0.08	0.58	0.6	1.1	0.3	16.7	<0.01	0.01	<0.2
CC142099		0.69	13.6	430	5.5	18.4	0.002	0.05	0.72	2.6	1.3	0.5	22.4	<0.01	0.02	1.0

***** See Appendix Page for comments regarding this certificate *****

ALS Canada Ltd.
2103 Dollarton Hwy
North Vancouver BC V7H 0A7
Phone: 604 984 0221 Fax: 604 984 0218 www.alsglobal.com

To: **SILVER RANGE RESOURCES LTD.**
C/O ARCHER, CATHRO & ASSOCIATES (1981) LIMITED
1016-510 W HASTINGS ST
VANCOUVER BC V6B 1L8

Finalized Date: 21-JUN-2012
Account: RANSIL

Project: Keg-Fly-Owl SW

CERTIFICATE OF ANALYSIS WH12131519

Sample Description	Method	ME-MS41	ME-MS41	ME-MS41	ME-MS41	ME-MS41	ME-MS41	ME-MS41	ME-MS41
	Analyte	Ti	Tl	U	V	W	Y	Zn	Zr
	Units	%	ppm	ppm	ppm	ppm	ppm	ppm	ppm
	LOR	0.005	0.02	0.05	1	0.05	0.05	2	0.5
CC142071		0.064	0.31	1.04	77	0.21	7.71	246	1.4
CC142072		0.033	0.27	1.33	46	0.13	7.24	100	0.5
CC142073		0.029	0.08	0.35	24	0.07	1.03	42	<0.5
CC142074		0.043	0.59	2.77	68	0.45	9.04	533	3.7
CC142075		0.032	0.25	1.13	44	0.18	10.50	141	0.8
CC142076		0.024	0.12	0.81	24	0.07	5.81	32	1.6
CC142077		0.025	0.49	0.94	70	0.22	3.34	97	0.7
CC142078		0.036	0.39	0.93	44	0.25	2.33	90	1.0
CC142079		0.041	0.33	0.56	49	0.27	2.73	60	0.8
CC142080		0.028	0.32	0.99	34	0.09	3.67	62	0.9
CC142081		0.038	0.17	0.42	34	0.08	2.63	62	1.5
CC142082		0.039	0.25	1.34	80	0.12	6.54	145	1.2
CC142083		0.031	0.24	0.93	79	0.15	5.79	119	0.5
CC142084		0.025	0.22	0.66	48	0.14	3.93	81	<0.5
CC142085		0.019	0.08	0.37	23	0.11	1.42	34	<0.5
CC142086		0.035	0.12	0.45	40	0.20	1.54	26	<0.5
CC142087		0.019	0.09	0.52	22	0.10	4.56	64	<0.5
CC142088		0.015	0.10	0.47	34	0.14	1.92	50	<0.5
CC142089		0.012	0.30	2.34	76	0.08	25.7	260	2.7
CC142090		0.035	0.36	0.87	86	0.24	5.11	108	1.1
CC142091		0.029	0.23	0.71	59	0.30	4.41	52	<0.5
CC142092		0.034	0.39	0.89	77	0.25	5.45	78	3.5
CC142093		0.025	0.26	0.96	54	0.22	6.36	53	<0.5
CC142094		0.018	0.19	1.08	32	0.14	3.33	42	<0.5
CC142095		0.035	0.19	1.27	58	0.19	2.81	61	<0.5
CC142096		0.026	0.11	0.96	20	0.08	7.76	47	<0.5
CC142097		0.023	0.15	1.03	26	0.10	10.55	61	<0.5
CC142098		0.021	0.12	0.61	25	0.07	2.80	33	<0.5
CC142099		0.045	0.16	0.54	36	0.17	2.88	68	<0.5

***** See Appendix Page for comments regarding this certificate *****

ALS Canada Ltd.
2103 Dollarton Hwy
North Vancouver BC V7H 0A7
Phone: 604 984 0221 Fax: 604 984 0218 www.alsglobal.com

To: **SILVER RANGE RESOURCES LTD.**
C/O ARCHER, CATHRO & ASSOCIATES (1981) LIMITED
1016-510 W HASTINGS ST
VANCOUVER BC V6B 1L8

Finalized Date: 21-JUN-2012
Account: RANSIL

Project: Keg-Fly-Owl SW

CERTIFICATE OF ANALYSIS WH12131519

Method	CERTIFICATE COMMENTS
ALL METHODS	NSS is non-sufficient sample.
ME-MS41	Interference: Ca>10% on ICP-MS As, ICP-AES results shown.
ME-MS41	Gold determinations by this method are semi-quantitative due to the small sample weight used (0.5g).

ALS Canada Ltd.

2103 Dollarton Hwy
North Vancouver BC V7H 0A7
Phone: 604 984 0221 Fax: 604 984 0218 www.alsglobal.com

To: **SILVER RANGE RESOURCES LTD.**
C/O ARCHER, CATHRO & ASSOCIATES (1981) LIMITED
1016-510 W HASTINGS ST
VANCOUVER BC V6B 1L8

Finalized Date: 30-JUN-2012
Account: RANSIL

CERTIFICATE WH12133975

Project: Keg-Main-Group 1

P.O. No.: Batch 4

This report is for 36 Drill Core samples submitted to our lab in Whitehorse, YT, Canada on 14-JUN-2012.

The following have access to data associated with this certificate:

MATT DUMALA	JOAN MARIACHER	

SAMPLE PREPARATION

ALS CODE	DESCRIPTION
WEI-21	Received Sample Weight
LOG-22	Sample login - Rcd w/o BarCode
CRU-31	Fine crushing - 70%<2mm
CRU-QC	Crushing QC Test
SPL-21	Split sample - riffle splitter
PUL-QC	Pulverizing QC Test
PUL-31	Pulverize split to 85%<75 um
LOG-22d	Sample login - Rcd w/o BarCode dup
SPL-21d	Split sample - duplicate
PUL-31d	Pulverize Split - duplicate
LOG-23	Pulp Login - Rcvd with Barcode

ANALYTICAL PROCEDURES

ALS CODE	DESCRIPTION	INSTRUMENT
Au-AA24	Au 50g FA AA finish	AAS
ME-OG62	Ore Grade Elements - Four Acid	ICP-AES
Sn-XRF05	Sn-Trace Level XRF Analysis	XRF
ME-MS61	48 element four acid ICP-MS	
Zn-OG62	Ore Grade Zn - Four Acid	VARIABLE

To: **SILVER RANGE RESOURCES LTD.**
ATTN: JOAN MARIACHER
C/O ARCHER, CATHRO & ASSOCIATES (1981) LIMITED
1016-510 W HASTINGS ST
VANCOUVER BC V6B 1L8

This is the Final Report and supersedes any preliminary report with this certificate number. Results apply to samples as submitted. All pages of this report have been checked and approved for release.

***** See Appendix Page for comments regarding this certificate *****

Signature:

Colin Ramshaw, Vancouver Laboratory Manager

ALS Canada Ltd.
2103 Dollarton Hwy
North Vancouver BC V7H 0A7
Phone: 604 984 0221 Fax: 604 984 0218 www.alsglobal.com

To: **SILVER RANGE RESOURCES LTD.**
C/O ARCHER, CATHRO & ASSOCIATES (1981) LIMITED
1016-510 W HASTINGS ST
VANCOUVER BC V6B 1L8

Finalized Date: 30-JUN-2012
Account: RANSIL

Project: Keg-Main-Group 1

CERTIFICATE OF ANALYSIS WH12133975

Sample Description	Method / Analyte / Units / LOR	WEI-21 Recvd Wt. kg 0.02	Au-AA24 Au ppm 0.005	Sn-XRF05 Sn ppm 5	ME-MS61 Ag ppm 0.01	ME-MS61 Al % 0.01	ME-MS61 As ppm 0.2	ME-MS61 Ba ppm 10	ME-MS61 Be ppm 0.05	ME-MS61 Bi ppm 0.01	ME-MS61 Ca % 0.01	ME-MS61 Cd ppm 0.02	ME-MS61 Ce ppm 0.01	ME-MS61 Co ppm 0.1	ME-MS61 Cr ppm 1	ME-MS61 Cs ppm 0.05
K285937		8.03	0.005	9	0.33	5.83	2.7	600	1.70	14.05	2.61	1.32	54.6	15.0	71	10.15
K285938		8.55	0.016	10	0.48	6.15	2.9	580	1.86	41.7	3.64	1.61	60.6	16.4	68	10.90
K285939		8.31	<0.005	10	0.21	6.54	4.8	2310	1.90	6.17	2.30	0.18	65.7	12.7	76	12.45
K285940		<0.02	<0.005	11	0.20	6.28	4.5	1280	1.91	5.76	2.19	0.19	62.7	12.6	76	12.20
K285941		8.66	0.008	5	0.22	6.13	11.9	1680	1.84	5.21	2.08	1.17	58.6	12.9	76	11.80
K285942		8.83	0.034	9	0.28	6.03	6.8	710	1.80	58.5	2.02	0.03	50.0	14.8	66	11.65
K285943		8.50	<0.005	6	0.20	6.33	4.7	1520	1.83	3.49	2.28	0.62	63.8	11.6	84	12.80
K285944		8.62	0.008	10	0.30	6.43	30.8	1090	1.91	8.18	3.61	0.31	64.1	12.8	74	11.70
K285945		7.16	<0.005	<5	0.01	0.07	<5	20	0.06	0.06	21.4	0.07	1.29	1.7	1	0.17
K285946		8.57	<0.005	8	0.33	6.34	10.3	1970	2.47	5.27	3.80	0.54	68.7	11.8	73	14.65
K285947		8.22	<0.005	8	0.26	6.31	5.2	2200	1.99	3.29	2.54	0.93	66.8	9.8	75	14.45
K285948		8.33	0.017	9	0.65	6.54	50.7	2230	1.91	10.35	2.94	0.32	50.5	16.2	67	13.75
K285949		8.71	<0.005	8	0.29	6.22	14.7	1360	1.93	5.25	2.95	2.21	53.8	18.0	69	11.05
K285950		4.56	<0.005	10	0.27	5.89	1085	1290	2.02	4.22	2.67	0.55	60.8	19.1	80	13.15
K285951		4.55	0.007	16	0.47	6.31	23.0	1470	1.77	12.85	2.56	0.69	61.5	15.5	99	12.25
K285952		2.93	0.008	28	0.67	4.87	346	890	0.75	42.5	1.29	0.26	31.1	23.8	62	13.75
K285953		0.28	0.012	892	61.5	3.64	448	380	0.88	125.0	8.44	551	35.5	12.6	61	4.08
K285954		5.00	0.005	27	0.52	6.28	51.6	1640	1.80	9.69	2.31	0.92	55.5	20.5	74	13.30
K285955		8.48	0.017	21	0.48	6.48	140.5	1250	1.97	18.10	3.21	0.45	53.3	19.7	71	13.65
K285956		8.22	0.008	10	0.45	6.41	70.6	1210	1.89	8.04	2.63	2.33	56.7	19.5	72	13.15
K285957		0.28	0.008	177	37.2	4.29	447	660	1.11	135.5	7.62	188.5	38.9	8.9	68	5.69
K285958		8.46	0.009	12	0.56	6.42	46.1	1020	1.93	19.65	3.39	2.12	59.9	21.9	71	12.30
K285959		8.32	0.013	11	0.80	6.75	13.7	970	2.01	16.25	3.47	3.13	57.6	19.7	79	10.50
K285960		8.09	<0.005	<5	0.30	6.53	4.1	1330	2.09	5.57	2.28	0.49	58.9	19.8	74	11.05
K285961		3.66	<0.005	8	0.24	6.44	5.5	1530	2.10	6.44	2.26	0.40	59.2	17.4	75	10.85
K285962		8.15	0.009	6	0.26	6.27	6.4	1350	1.96	9.11	2.49	1.63	57.8	19.3	74	10.35
K285963		8.32	<0.005	8	0.29	6.39	17.8	1230	2.02	10.50	2.51	1.74	59.9	19.1	82	10.65
K285964		7.83	0.007	12	0.24	6.42	8.6	1510	1.96	11.30	2.71	0.86	59.8	18.1	78	11.05
K285965		8.60	0.007	13	0.39	6.28	3.9	1130	1.93	10.80	2.71	3.13	63.4	20.7	80	13.20
K285966		8.26	<0.005	7	0.31	6.50	10.4	1570	1.95	8.98	2.82	0.89	54.7	19.2	75	12.45
K285967		7.30	<0.005	<5	<0.01	0.18	<5	30	0.09	0.05	21.5	0.07	1.50	1.7	3	0.52
K285968		8.25	0.017	12	0.45	6.14	11.3	1050	2.00	34.6	2.99	0.45	59.8	18.8	73	11.90
K285969		8.54	0.025	39	6.79	5.66	8.6	490	1.76	61.8	2.52	45.5	47.4	19.7	61	12.20
K285970		8.69	0.033	47	0.85	5.65	66.6	610	2.00	39.9	4.64	12.55	49.9	18.1	51	6.43
K285971		8.25	0.048	18	0.44	6.53	6.9	1610	2.11	53.8	3.79	1.44	59.2	17.0	66	11.40
K285972		8.37	0.012	13	0.40	6.21	1.3	1070	2.21	21.7	3.47	0.52	62.7	16.2	59	10.20

***** See Appendix Page for comments regarding this certificate *****

ALS Canada Ltd.
2103 Dollarton Hwy
North Vancouver BC V7H 0A7
Phone: 604 984 0221 Fax: 604 984 0218 www.alsglobal.com

To: **SILVER RANGE RESOURCES LTD.**
C/O ARCHER, CATHRO & ASSOCIATES (1981) LIMITED
1016-510 W HASTINGS ST
VANCOUVER BC V6B 1L8

Finalized Date: 30-JUN-2012
Account: RANSIL

Project: Keg-Main-Group 1

CERTIFICATE OF ANALYSIS WH12133975

Sample Description	Method	ME-MS61	ME-MS61	ME-MS61	ME-MS61	ME-MS61	ME-MS61	ME-MS61	ME-MS61	ME-MS61	ME-MS61	ME-MS61	ME-MS61	ME-MS61	ME-MS61	ME-MS61
	Analyte	Cu	Fe	Ga	Ge	Hf	In	K	La	Li	Mg	Mn	Mo	Na	Nb	Ni
	Units	ppm	%	ppm	ppm	ppm	ppm	%	ppm	ppm	%	ppm	ppm	%	ppm	ppm
	LOR	0.2	0.01	0.05	0.05	0.1	0.005	0.01	0.5	0.2	0.01	5	0.05	0.01	0.1	0.2
K285937		402	3.92	15.75	0.20	2.1	0.035	2.83	29.8	24.7	1.86	143	56.4	0.39	11.3	62.3
K285938		492	4.03	16.65	0.20	2.0	0.054	2.56	33.5	24.8	2.43	351	8.19	0.31	12.3	41.0
K285939		306	3.07	16.60	0.19	2.4	0.015	3.61	33.9	31.1	1.70	120	62.0	0.40	11.5	50.6
K285940		316	2.96	16.35	0.19	2.2	0.014	3.60	32.5	30.4	1.62	113	62.1	0.38	11.0	50.0
K285941		283	3.14	15.95	0.20	2.2	0.040	3.22	31.0	29.3	1.64	151	60.9	0.52	11.1	48.0
K285942		448	3.49	16.00	0.19	2.2	0.010	3.54	24.5	25.6	1.47	98	239	0.40	10.3	73.2
K285943		282	3.00	15.65	0.20	2.3	0.023	3.64	33.8	25.8	1.68	129	37.2	0.47	11.2	46.4
K285944		408	3.73	15.95	0.22	2.3	0.022	2.88	35.0	22.6	2.52	437	9.43	0.45	13.3	43.2
K285945		3.3	0.47	0.29	<0.05	<0.1	<0.005	0.03	0.6	1.2	13.20	224	0.43	<0.01	0.3	<0.2
K285946		329	3.18	16.20	0.20	2.3	0.021	2.73	37.0	40.9	2.37	306	10.85	0.41	12.8	45.4
K285947		358	2.84	13.60	0.18	2.3	0.042	3.32	35.5	45.5	1.76	90	30.2	0.53	10.4	39.8
K285948		440	3.40	16.35	0.23	2.6	0.018	3.64	25.2	56.4	1.80	159	77.7	0.28	11.3	52.6
K285949		420	3.73	15.50	0.25	2.3	0.045	2.94	27.4	45.2	1.93	238	33.1	0.37	11.2	59.1
K285950		267	3.36	15.65	0.21	2.3	0.019	2.96	33.3	60.0	1.52	199	28.5	0.43	10.5	64.6
K285951		383	3.49	16.30	0.20	2.5	0.017	3.55	31.7	67.9	1.74	175	40.9	0.36	11.1	66.1
K285952		767	5.62	13.35	0.19	1.9	<0.005	4.59	11.6	80.5	2.09	172	24.1	0.12	9.0	57.1
K285953		7440	6.92	10.60	0.58	1.2	19.10	1.27	20.3	52.5	2.32	2900	9.23	0.17	7.4	45.3
K285954		543	4.09	15.75	0.26	2.5	0.035	4.11	27.0	57.4	1.39	138	49.8	0.34	11.2	80.6
K285955		488	3.79	16.70	0.26	2.4	0.027	3.17	28.4	52.8	1.91	354	37.9	0.43	11.5	63.3
K285956		515	3.78	16.30	0.27	2.3	0.076	3.43	30.0	48.3	1.69	246	29.8	0.40	11.2	58.6
K285957		1155	5.62	12.10	0.43	1.4	9.38	1.75	21.4	36.4	2.32	1960	12.85	0.21	8.1	47.2
K285958		555	4.15	16.90	0.25	2.3	0.056	2.83	31.7	46.5	2.19	508	25.6	0.39	11.5	55.8
K285959		416	3.96	17.30	0.25	2.5	0.045	2.60	30.4	35.2	2.17	554	27.3	0.62	11.1	58.3
K285960		437	4.01	16.95	0.28	2.5	0.023	3.57	31.3	37.1	1.35	124	58.3	0.45	10.9	82.7
K285961		365	3.49	16.70	0.26	2.5	0.021	3.53	31.5	35.9	1.31	125	56.2	0.46	10.7	76.8
K285962		389	3.80	17.05	0.28	2.5	0.031	2.96	31.5	27.7	1.64	186	44.9	0.49	10.9	70.9
K285963		409	3.80	16.55	0.29	2.5	0.037	3.39	32.1	28.8	1.55	142	41.1	0.38	11.0	81.4
K285964		415	3.78	16.00	0.26	2.4	0.021	2.97	31.7	32.5	1.63	133	40.3	0.43	10.9	75.4
K285965		568	4.14	15.85	0.29	2.4	0.057	3.10	35.3	38.4	1.74	154	36.0	0.37	10.6	73.8
K285966		473	4.18	15.60	0.27	2.4	0.024	3.28	28.3	35.7	1.64	148	64.3	0.46	11.1	84.5
K285967		3.4	0.50	0.47	0.06	<0.1	<0.005	0.07	0.7	1.8	13.20	212	0.22	0.01	0.3	3.1
K285968		508	3.69	14.90	0.26	2.2	0.019	3.11	31.1	40.2	1.75	216	42.9	0.29	10.1	71.2
K285969		742	4.84	14.95	0.28	2.3	0.804	3.62	22.9	36.4	2.21	291	33.5	0.23	10.4	60.8
K285970		787	5.04	15.00	0.28	2.0	0.301	2.93	24.6	16.9	3.82	852	25.1	0.23	11.0	43.5
K285971		520	4.19	16.45	0.25	2.4	0.046	3.07	30.1	24.5	2.67	645	31.1	0.28	11.8	49.3
K285972		447	4.37	16.10	0.27	2.3	0.025	2.90	31.5	21.9	2.21	339	60.3	0.40	12.2	54.6

***** See Appendix Page for comments regarding this certificate *****

ALS Canada Ltd.
2103 Dollarton Hwy
North Vancouver BC V7H 0A7
Phone: 604 984 0221 Fax: 604 984 0218 www.alsglobal.com

To: **SILVER RANGE RESOURCES LTD.**
C/O ARCHER, CATHRO & ASSOCIATES (1981) LIMITED
1016-510 W HASTINGS ST
VANCOUVER BC V6B 1L8

Finalized Date: 30-JUN-2012
Account: RANSIL

Project: Keg-Main-Group 1

CERTIFICATE OF ANALYSIS WH12133975

Sample Description	Method	ME-MS61	ME-MS61	ME-MS61	ME-MS61	ME-MS61	ME-MS61	ME-MS61	ME-MS61	ME-MS61	ME-MS61	ME-MS61	ME-MS61	ME-MS61	ME-MS61	ME-MS61
	Analyte	P	Pb	Rb	Re	S	Sb	Sc	Se	Sn	Sr	Ta	Te	Th	Ti	Tl
	Units	ppm	ppm	ppm	ppm	%	ppm	ppm	ppm	ppm	ppm	ppm	ppm	ppm	%	ppm
	LOR	10	0.5	0.1	0.002	0.01	0.05	0.1	1	0.2	0.2	0.05	0.05	0.2	0.005	0.02
K285937		2270	6.7	179.5	0.034	1.81	1.21	12.9	12	4.4	226	0.84	0.20	9.1	0.351	2.41
K285938		2020	9.3	170.0	0.007	1.93	1.44	12.8	13	9.7	258	0.87	0.49	9.1	0.362	2.05
K285939		1670	9.1	219	0.031	1.36	0.75	13.7	8	3.9	282	0.87	0.12	10.3	0.361	2.92
K285940		1570	8.7	218	0.029	1.31	0.73	13.6	8	3.8	269	0.79	0.10	9.7	0.346	2.71
K285941		1440	8.8	191.0	0.033	1.43	0.86	13.0	8	3.3	195.5	0.82	0.14	9.8	0.344	2.66
K285942		1020	10.3	204	0.075	1.61	1.08	12.6	8	3.4	246	0.77	0.58	8.9	0.317	2.59
K285943		1690	7.9	219	0.035	1.45	1.03	13.0	10	3.3	264	0.83	0.10	9.8	0.348	2.79
K285944		2260	7.4	173.5	0.013	1.81	1.23	12.7	11	8.8	241	0.92	0.25	9.5	0.398	2.11
K285945		230	1.2	1.7	<0.002	0.01	<0.05	0.3	1	<0.2	46.2	<0.05	<0.05	<0.2	<0.005	<0.02
K285946		2040	7.9	187.5	0.020	1.39	2.07	12.9	11	6.6	245	0.95	0.16	9.5	0.391	2.34
K285947		1650	6.0	193.5	0.024	1.26	1.76	11.9	8	2.7	233	0.80	0.09	9.9	0.341	2.68
K285948		1360	15.1	242	0.029	1.50	302	14.1	9	7.9	263	0.82	0.22	9.1	0.362	2.51
K285949		1890	6.9	185.5	0.039	1.85	4.20	12.7	12	4.3	262	0.80	0.13	8.3	0.353	1.98
K285950		2060	9.0	202	0.052	1.73	6.93	12.0	12	4.9	211	0.76	0.22	9.4	0.319	2.08
K285951		2640	13.7	236	0.045	1.68	2.65	12.9	9	10.2	265	0.85	0.55	10.4	0.344	2.76
K285952		1730	9.6	254	0.031	2.65	2.86	11.5	13	21.8	137.0	0.69	3.98	7.2	0.288	2.85
K285953		1070	3330	67.3	0.015	4.66	10.10	7.0	115	>500	142.5	0.51	0.67	4.9	0.240	0.64
K285954		3070	12.5	244	0.047	1.99	1.48	13.3	13	22.7	251	0.80	0.29	8.6	0.352	2.53
K285955		2870	10.6	212	0.038	1.91	6.29	13.1	12	18.3	247	0.80	0.69	9.2	0.356	2.27
K285956		2150	12.2	223	0.032	1.91	1.90	13.2	14	7.9	239	0.76	0.32	8.9	0.346	2.45
K285957		1250	2870	89.0	0.015	2.90	12.45	8.0	67	150.0	197.5	0.55	0.49	5.7	0.262	0.85
K285958		2460	13.0	198.5	0.031	2.09	2.30	13.5	15	9.5	227	0.78	1.08	8.9	0.348	2.19
K285959		2360	38.2	161.0	0.032	2.05	1.65	13.8	12	5.2	188.5	0.82	0.33	9.6	0.356	2.02
K285960		3500	9.7	215	0.064	2.00	1.00	13.8	14	4.0	226	0.78	0.13	9.6	0.344	2.38
K285961		3430	9.7	210	0.061	1.71	0.92	13.8	12	4.0	219	0.76	0.14	9.8	0.339	2.37
K285962		2300	6.2	195.0	0.063	1.91	0.57	13.7	15	3.3	199.0	0.73	0.24	9.4	0.337	2.13
K285963		3540	7.8	203	0.075	1.91	0.60	13.8	15	4.0	221	0.76	0.25	9.4	0.345	2.27
K285964		2800	7.0	185.5	0.072	1.84	0.75	13.4	13	2.9	239	0.76	0.18	9.2	0.347	2.18
K285965		2890	8.5	209	0.057	2.03	1.35	13.2	14	6.9	236	0.76	0.23	9.3	0.334	2.33
K285966		3830	8.7	210	0.066	2.09	1.05	13.3	13	4.8	265	0.78	0.16	8.7	0.343	2.26
K285967		200	1.4	4.0	<0.002	0.01	<0.05	0.4	1	<0.2	43.1	<0.05	<0.05	<0.2	0.005	0.02
K285968		2840	11.4	203	0.056	1.75	1.37	12.5	11	5.7	267	0.73	0.65	8.6	0.331	2.17
K285969		1710	434	236	0.044	2.38	1.38	11.8	18	27.7	235	0.73	0.56	7.8	0.331	2.35
K285970		1940	46.0	157.0	0.020	2.51	1.49	10.6	14	42.0	262	0.78	0.50	7.6	0.346	1.45
K285971		2040	12.9	206	0.037	2.07	1.33	13.0	12	14.8	280	0.86	0.71	9.0	0.372	2.04
K285972		1880	9.0	190.0	0.020	2.23	0.82	13.1	10	6.5	265	0.85	0.27	9.0	0.371	1.98

***** See Appendix Page for comments regarding this certificate *****

ALS Canada Ltd.
2103 Dollarton Hwy
North Vancouver BC V7H 0A7
Phone: 604 984 0221 Fax: 604 984 0218 www.alsglobal.com

To: **SILVER RANGE RESOURCES LTD.**
C/O ARCHER, CATHRO & ASSOCIATES (1981) LIMITED
1016-510 W HASTINGS ST
VANCOUVER BC V6B 1L8

Finalized Date: 30-JUN-2012
Account: RANSIL

Project: Keg-Main-Group 1

CERTIFICATE OF ANALYSIS WH12133975

Sample Description	Method / Analyte / Units / LOR	ME-MS61 U ppm 0.1	ME-MS61 V ppm 1	ME-MS61 W ppm 0.1	ME-MS61 Y ppm 0.1	ME-MS61 Zn ppm 2	ME-MS61 Zr ppm 0.5	Zn-OG62 Zn % 0.001
K285937		11.3	452	2.9	35.1	125	78.9	
K285938		4.4	184	2.5	35.6	130	70.2	
K285939		10.4	341	2.7	27.1	45	81.7	
K285940		9.9	343	2.6	26.5	46	80.2	
K285941		7.8	324	1.8	24.5	123	77.7	
K285942		17.9	404	3.6	19.9	30	78.1	
K285943		7.1	346	1.7	27.6	77	80.5	
K285944		5.0	269	2.6	37.5	58	83.9	
K285945		0.5	3	0.1	0.9	17	<0.5	
K285946		4.7	291	1.5	35.8	75	81.6	
K285947		6.7	317	1.7	24.8	85	76.8	
K285948		10.1	273	2.9	29.6	40	93.2	
K285949		7.5	407	2.5	28.0	159	84.8	
K285950		8.7	447	2.7	25.8	50	76.8	
K285951		11.7	422	2.4	31.4	60	82.5	
K285952		7.0	364	3.7	24.2	48	71.0	
K285953		2.8	83	10.3	23.2	>10000	40.2	2.55
K285954		11.4	495	2.8	32.7	73	90.7	
K285955		10.4	353	51.6	30.3	52	90.0	
K285956		8.2	375	1.7	26.8	163	87.2	
K285957		3.0	128	3.2	25.2	9030	49.5	
K285958		8.9	308	5.4	30.0	151	87.3	
K285959		8.7	372	1.9	26.6	182	88.4	
K285960		13.3	548	2.3	29.3	52	94.5	
K285961		13.1	541	2.3	29.8	47	96.1	
K285962		9.4	475	2.2	28.9	112	94.9	
K285963		11.0	560	2.5	31.8	118	92.5	
K285964		10.3	512	2.6	29.2	74	90.9	
K285965		9.7	416	2.4	27.8	183	89.9	
K285966		13.3	593	4.5	30.1	69	92.7	
K285967		0.6	5	0.1	1.0	15	0.5	
K285968		11.1	462	5.7	28.4	47	81.0	
K285969		7.5	359	2.9	27.8	2290	82.8	
K285970		5.9	227	2.2	28.6	680	70.4	
K285971		7.3	353	10.9	31.5	118	83.1	
K285972		9.9	238	3.4	36.2	62	87.6	

***** See Appendix Page for comments regarding this certificate *****

ALS Canada Ltd.
2103 Dollarton Hwy
North Vancouver BC V7H 0A7
Phone: 604 984 0221 Fax: 604 984 0218 www.alsglobal.com

To: **SILVER RANGE RESOURCES LTD.**
C/O ARCHER, CATHRO & ASSOCIATES (1981) LIMITED
1016-510 W HASTINGS ST
VANCOUVER BC V6B 1L8

Finalized Date: 30-JUN-2012
Account: RANSIL

Project: Keg-Main-Group 1

CERTIFICATE OF ANALYSIS WH12133975

Method	CERTIFICATE COMMENTS
ME-MS61	Interference: Ca>10% on ICP-MS As, ICP-AES results shown.
ME-MS61	REE's may not be totally soluble in this method.

ALS Canada Ltd.

2103 Dollarton Hwy
North Vancouver BC V7H 0A7
Phone: 604 984 0221 Fax: 604 984 0218 www.alsglobal.com

To: **SILVER RANGE RESOURCES LTD.**
C/O ARCHER, CATHRO & ASSOCIATES (1981) LIMITED
1016-510 W HASTINGS ST
VANCOUVER BC V6B 1L8

Finalized Date: 30-JUN-2012
Account: RANSIL

CERTIFICATE WH12134652

Project: Euclid-Group 2

P.O. No.:

This report is for 11 Rock samples submitted to our lab in Whitehorse, YT, Canada on 15-JUN-2012.

The following have access to data associated with this certificate:

MATT DUMALA	JOAN MARIACHER	

SAMPLE PREPARATION

ALS CODE	DESCRIPTION
WEI-21	Received Sample Weight
LOG-22	Sample login - Rcd w/o BarCode
CRU-QC	Crushing QC Test
PUL-QC	Pulverizing QC Test
CRU-31	Fine crushing - 70%<2mm
SPL-21	Split sample - riffle splitter
PUL-31	Pulverize split to 85%<75 um

ANALYTICAL PROCEDURES

ALS CODE	DESCRIPTION	
ME-MS61	48 element four acid ICP-MS	
ME-MS81	38 element fusion ICP-MS	ICP-MS
Au-AA23	Au 30g FA-AA finish	AAS

To: **SILVER RANGE RESOURCES LTD.**
ATTN: JOAN MARIACHER
C/O ARCHER, CATHRO & ASSOCIATES (1981) LIMITED
1016-510 W HASTINGS ST
VANCOUVER BC V6B 1L8

This is the Final Report and supersedes any preliminary report with this certificate number. Results apply to samples as submitted. All pages of this report have been checked and approved for release.

***** See Appendix Page for comments regarding this certificate *****

Signature:

Colin Ramshaw, Vancouver Laboratory Manager

ALS Canada Ltd.
2103 Dollarton Hwy
North Vancouver BC V7H 0A7
Phone: 604 984 0221 Fax: 604 984 0218 www.alsglobal.com

To: **SILVER RANGE RESOURCES LTD.**
C/O ARCHER, CATHRO & ASSOCIATES (1981) LIMITED
1016-510 W HASTINGS ST
VANCOUVER BC V6B 1L8

Finalized Date: 30-JUN-2012
Account: RANSIL

Project: Euclid-Group 2

CERTIFICATE OF ANALYSIS WH12134652

Sample Description	Method	WEI-21	Au-AA23	ME-MS61	ME-MS61	ME-MS61	ME-MS61	ME-MS61	ME-MS61	ME-MS61	ME-MS61	ME-MS61	ME-MS61	ME-MS61	ME-MS61	ME-MS61
	Analyte	Recvd Wt.	Au	Ag	Al	As	Ba	Be	Bi	Ca	Cd	Ce	Co	Cr	Cs	Cu
	Units	kg	ppm	ppm	%	ppm	ppm	ppm	ppm	%	ppm	ppm	ppm	ppm	ppm	ppm
	LOR	0.02	0.005	0.01	0.01	0.2	10	0.05	0.01	0.01	0.02	0.01	0.1	1	0.05	0.2
M676101		0.33	<0.005	0.05	6.23	7.3	50	6.53	0.21	0.39	0.24	67.4	0.9	4	7.32	5.0
M676102		0.44	<0.005	0.04	6.26	8.7	40	7.80	0.32	0.37	0.29	207	0.6	3	5.03	4.1
M676103		0.30	<0.005	0.02	5.91	2.1	50	6.06	0.26	0.35	0.33	109.0	0.8	5	6.08	7.1
M676104		0.43	<0.005	0.05	6.12	2.1	50	5.38	0.30	0.29	0.16	126.5	0.6	3	4.53	3.1
M676105		0.64	<0.005	0.01	6.54	1.0	60	10.10	0.20	0.33	0.04	58.5	0.3	3	6.84	2.5
M676106		0.24	<0.005	0.12	6.34	3.1	40	9.87	0.82	0.70	0.54	140.0	0.6	4	16.35	8.5
M676107		0.81	<0.005	0.03	6.19	2.3	50	9.07	0.22	0.67	0.67	132.5	0.7	6	18.60	5.6
M676108		1.09	<0.005	0.50	2.70	4.1	340	0.73	0.23	0.99	0.34	28.7	1.0	60	3.59	28.9
M676109		0.39	<0.005	0.13	6.23	19.3	120	6.20	0.13	0.41	0.23	204	0.4	6	9.68	6.1
M676110		0.51	<0.005	0.23	6.46	10.1	50	10.45	0.24	0.26	0.27	130.5	0.7	3	5.67	3.1
M676111		0.30	<0.005	1.57	2.77	24.9	580	2.10	0.10	0.10	0.52	18.20	0.4	87	4.86	62.4

***** See Appendix Page for comments regarding this certificate *****

ALS Canada Ltd.
2103 Dollarton Hwy
North Vancouver BC V7H 0A7
Phone: 604 984 0221 Fax: 604 984 0218 www.alsglobal.com

To: **SILVER RANGE RESOURCES LTD.**
C/O ARCHER, CATHRO & ASSOCIATES (1981) LIMITED
1016-510 W HASTINGS ST
VANCOUVER BC V6B 1L8

Finalized Date: 30-JUN-2012
Account: RANSIL

Project: Euclid-Group 2

CERTIFICATE OF ANALYSIS WH12134652

Sample Description	Method	ME-MS61	ME-MS61	ME-MS61	ME-MS61	ME-MS61	ME-MS61	ME-MS61	ME-MS61	ME-MS61	ME-MS61	ME-MS61	ME-MS61	ME-MS61	ME-MS61	ME-MS61
	Analyte	Fe	Ga	Ge	Hf	In	K	La	Li	Mg	Mn	Mo	Na	Nb	Ni	P
	Units	%	ppm	ppm	ppm	ppm	%	ppm	ppm	%	ppm	ppm	%	ppm	ppm	ppm
	LOR	0.01	0.05	0.05	0.1	0.005	0.01	0.5	0.2	0.01	5	0.05	0.01	0.1	0.2	10
M676101		1.44	26.2	0.12	6.3	0.066	4.46	36.1	73.0	0.10	167	1.37	1.39	42.2	3.6	70
M676102		1.45	26.9	0.40	6.7	0.059	4.13	97.4	75.1	0.05	132	2.79	1.60	40.8	2.6	180
M676103		1.43	24.0	0.18	6.3	0.064	3.96	55.5	62.2	0.06	119	2.06	1.42	35.6	2.3	60
M676104		1.32	23.7	0.25	6.7	0.061	3.92	66.5	67.2	0.06	83	2.09	1.31	34.7	1.4	100
M676105		1.36	29.5	0.11	7.0	0.052	3.95	30.8	118.5	0.05	182	1.41	2.00	55.0	1.4	40
M676106		1.38	27.4	0.31	6.7	0.073	4.11	61.4	57.4	0.06	211	4.12	2.06	44.9	2.2	90
M676107		1.37	26.6	0.29	6.4	0.080	4.02	58.5	49.7	0.07	210	4.06	1.90	43.6	2.7	80
M676108		0.89	6.20	0.06	1.3	0.007	1.23	15.6	18.3	1.05	91	5.88	0.05	4.4	16.3	1360
M676109		0.99	27.8	0.48	6.3	0.040	3.91	81.6	58.6	0.09	46	1.68	1.45	43.3	3.8	390
M676110		1.21	25.6	0.17	7.3	0.069	4.76	64.4	86.3	0.07	103	2.76	1.27	39.9	2.3	70
M676111		0.76	10.30	<0.05	1.3	0.015	1.21	13.4	9.1	0.25	40	45.1	0.02	7.2	25.6	860

***** See Appendix Page for comments regarding this certificate *****

ALS Canada Ltd.
2103 Dollarton Hwy
North Vancouver BC V7H 0A7
Phone: 604 984 0221 Fax: 604 984 0218 www.alsglobal.com

To: **SILVER RANGE RESOURCES LTD.**
C/O ARCHER, CATHRO & ASSOCIATES (1981) LIMITED
1016- 510 W HASTINGS ST
VANCOUVER BC V6B 1L8

Finalized Date: 30- JUN- 2012
Account: RANSIL

Project: Euclid- Group 2

CERTIFICATE OF ANALYSIS WH12134652

Sample Description	Method	ME-MS61	ME-MS61	ME-MS61	ME-MS61	ME-MS61	ME-MS61	ME-MS61	ME-MS61	ME-MS61	ME-MS61	ME-MS61	ME-MS61	ME-MS61	ME-MS61	ME-MS61
	Analyte	Pb	Rb	Re	S	Sb	Sc	Se	Sn	Sr	Ta	Te	Th	Ti	Tl	U
	Units	ppm	ppm	ppm	%	ppm	ppm	ppm	ppm	ppm	ppm	ppm	ppm	%	ppm	ppm
	LOR	0.5	0.1	0.002	0.01	0.05	0.1	1	0.2	0.2	0.05	0.05	0.2	0.005	0.02	0.1
M676101		33.8	530	<0.002	0.01	0.49	3.4	1	10.8	20.1	4.10	<0.05	76.5	0.059	2.67	7.4
M676102		33.8	470	0.002	0.01	0.97	3.6	3	9.6	14.9	3.93	<0.05	75.8	0.062	2.38	13.6
M676103		29.9	412	<0.002	0.01	0.44	3.6	<1	9.2	15.0	3.44	<0.05	69.5	0.065	2.15	9.0
M676104		30.7	403	<0.002	0.01	0.64	3.8	<1	9.4	15.1	3.52	<0.05	71.3	0.071	2.08	9.7
M676105		39.3	590	<0.002	0.01	0.18	2.9	<1	17.3	8.3	5.81	<0.05	80.3	0.039	2.84	12.6
M676106		42.0	540	0.002	0.01	0.40	3.5	3	13.2	10.0	4.57	<0.05	82.0	0.058	2.93	20.0
M676107		39.8	550	0.002	0.01	0.40	3.4	3	12.8	10.4	4.35	<0.05	78.8	0.058	3.18	19.4
M676108		12.0	47.5	0.027	0.06	2.52	4.0	2	1.2	72.2	0.33	0.05	4.9	0.137	0.63	6.7
M676109		45.0	520	0.003	0.01	2.12	3.2	5	9.8	14.0	4.40	<0.05	75.5	0.057	2.73	21.6
M676110		55.0	500	0.002	0.03	1.77	3.8	1	10.8	14.6	4.18	<0.05	63.5	0.067	3.40	13.1
M676111		27.7	65.3	0.126	0.10	7.27	5.0	3	1.5	34.4	0.44	0.16	4.6	0.175	1.30	21.1

***** See Appendix Page for comments regarding this certificate *****

ALS Canada Ltd.
2103 Dollarton Hwy
North Vancouver BC V7H 0A7
Phone: 604 984 0221 Fax: 604 984 0218 www.alsglobal.com

To: **SILVER RANGE RESOURCES LTD.**
C/O ARCHER, CATHRO & ASSOCIATES (1981) LIMITED
1016- 510 W HASTINGS ST
VANCOUVER BC V6B 1L8

Finalized Date: 30- JUN- 2012
Account: RANSIL

Project: Euclid- Group 2

CERTIFICATE OF ANALYSIS WH12134652

Sample Description	Method	ME- MS61	ME- MS61	ME- MS61	ME- MS61	ME- MS61	ME- MS81	ME- MS81	ME- MS81	ME- MS81	ME- MS81	ME- MS81	ME- MS81	ME- MS81	ME- MS81	ME- MS81
	Analyte	V	W	Y	Zn	Zr	Ba	Ce	Cr	Cs	Dy	Er	Eu	Ga	Gd	Hf
	Units	ppm	ppm	ppm	ppm	ppm	ppm	ppm	ppm	ppm	ppm	ppm	ppm	ppm	ppm	ppm
	LOR	1	0.1	0.1	2	0.5	0.5	0.5	10	0.01	0.05	0.03	0.03	0.1	0.05	0.2
M676101		4	2.9	58.5	63	146.5	56.2	77.7	<10	7.48	8.64	5.56	0.17	28.2	5.78	6.8
M676102		2	4.0	65.7	60	159.0	45.6	211	10	4.96	14.95	6.98	0.26	27.5	17.10	7.1
M676103		1	2.7	24.4	62	155.5	51.3	120.5	<10	6.34	5.21	3.03	0.26	25.7	5.04	7.4
M676104		2	2.6	34.4	53	157.5	56.3	138.5	<10	4.58	7.30	3.84	0.33	26.0	8.03	7.6
M676105		1	4.1	29.6	51	142.0	64.2	60.2	<10	6.94	5.00	3.23	0.12	32.1	4.09	7.3
M676106		14	3.5	90.7	107	142.5	41.0	141.5	<10	15.45	15.90	8.82	0.16	27.0	15.00	6.8
M676107		17	3.5	87.4	100	139.5	50.9	140.5	<10	18.70	16.10	8.96	0.18	27.2	14.85	6.7
M676108		406	0.4	16.8	19	39.7	332	28.3	80	3.33	2.76	1.69	0.67	6.5	2.90	4.7
M676109		25	6.2	89.8	65	134.0	115.5	196.0	10	9.07	22.6	10.40	0.28	26.7	22.5	6.1
M676110		3	4.2	43.9	59	165.5	51.4	125.5	<10	5.23	8.86	4.98	0.21	25.6	8.45	7.3
M676111		2450	1.2	24.6	31	48.0	519	16.2	100	4.04	3.09	2.05	0.57	9.8	2.97	1.4

***** See Appendix Page for comments regarding this certificate *****

ALS Canada Ltd.
2103 Dollarton Hwy
North Vancouver BC V7H 0A7
Phone: 604 984 0221 Fax: 604 984 0218 www.alsglobal.com

To: **SILVER RANGE RESOURCES LTD.**
C/O ARCHER, CATHRO & ASSOCIATES (1981) LIMITED
1016-510 W HASTINGS ST
VANCOUVER BC V6B 1L8

Finalized Date: 30-JUN-2012
Account: RANSIL

Project: Euclid-Group 2

CERTIFICATE OF ANALYSIS WH12134652

Sample Description	Method	ME-MS81	ME-MS81	ME-MS81	ME-MS81	ME-MS81	ME-MS81	ME-MS81	ME-MS81	ME-MS81	ME-MS81	ME-MS81	ME-MS81	ME-MS81	ME-MS81	ME-MS81
	Analyte	Ho	La	Lu	Nb	Nd	Pr	Rb	Sm	Sn	Sr	Ta	Tb	Th	Tl	Tm
	Units	ppm	ppm	ppm	ppm	ppm	ppm	ppm	ppm	ppm	ppm	ppm	ppm	ppm	ppm	ppm
	LOR	0.01	0.5	0.01	0.2	0.1	0.03	0.2	0.03	1	0.1	0.1	0.01	0.05	0.5	0.01
M676101		1.83	41.2	0.73	44.0	26.6	8.79	584	6.39	14	21.5	4.5	1.20	81.4	1.7	0.81
M676102		2.59	101.5	0.81	41.2	96.8	29.1	506	22.5	12	15.9	4.3	2.58	80.7	1.7	0.95
M676103		0.99	60.5	0.48	38.0	40.9	13.60	458	8.03	12	16.4	3.9	0.83	75.4	1.6	0.46
M676104		1.33	70.8	0.52	37.0	60.2	18.95	439	12.55	12	17.0	3.7	1.25	76.4	1.6	0.55
M676105		1.05	30.8	0.50	57.3	20.2	6.40	641	5.00	21	8.9	6.4	0.77	80.7	2.0	0.51
M676106		3.06	61.7	1.19	44.0	64.8	18.75	525	17.20	15	10.3	4.7	2.53	77.6	1.0	1.28
M676107		3.11	61.7	1.18	45.0	64.8	18.55	570	17.40	16	11.1	4.7	2.55	78.1	1.2	1.32
M676108		0.55	14.4	0.25	4.5	13.6	3.84	47.4	2.93	1	75.6	0.3	0.45	4.71	0.5	0.23
M676109		3.80	80.7	1.34	41.6	108.5	31.7	504	30.6	12	14.0	4.4	3.88	72.1	2.0	1.53
M676110		1.74	62.9	0.67	40.1	45.4	14.35	536	9.90	13	14.6	4.1	1.40	59.7	2.3	0.73
M676111		0.64	9.1	0.36	6.1	9.8	2.40	59.0	2.84	<1	32.1	0.4	0.46	3.78	0.7	0.31

***** See Appendix Page for comments regarding this certificate *****

ALS Canada Ltd.
2103 Dollarton Hwy
North Vancouver BC V7H 0A7
Phone: 604 984 0221 Fax: 604 984 0218 www.alsglobal.com

To: **SILVER RANGE RESOURCES LTD.**
C/O ARCHER, CATHRO & ASSOCIATES (1981) LIMITED
1016-510 W HASTINGS ST
VANCOUVER BC V6B 1L8

Finalized Date: 30-JUN-2012
Account: RANSIL

Project: Euclid-Group 2

CERTIFICATE OF ANALYSIS WH12134652

Sample Description	Method	ME-MS81	ME-MS81	ME-MS81	ME-MS81	ME-MS81	ME-MS81
	Analyte	U	V	W	Y	Yb	Zr
	Units	ppm	ppm	ppm	ppm	ppm	ppm
	LOR	0.05	5	1	0.5	0.03	20
M676101		8.55	<5	3	64.6	4.93	170
M676102		15.80	<5	4	70.1	5.84	190
M676103		10.75	<5	3	26.5	3.21	210
M676104		11.30	<5	3	38.9	3.48	210
M676105		14.05	<5	4	31.3	3.33	160
M676106		20.6	13	3	94.7	8.10	160
M676107		21.0	15	3	93.1	8.35	160
M676108		6.95	412	<1	18.3	1.64	180
M676109		22.3	24	6	93.5	9.77	150
M676110		13.05	<5	4	45.8	4.57	200
M676111		20.0	2540	1	23.6	2.23	60

***** See Appendix Page for comments regarding this certificate *****

ALS Canada Ltd.
2103 Dollarton Hwy
North Vancouver BC V7H 0A7
Phone: 604 984 0221 Fax: 604 984 0218 www.alsglobal.com

To: **SILVER RANGE RESOURCES LTD.**
C/O ARCHER, CATHRO & ASSOCIATES (1981) LIMITED
1016-510 W HASTINGS ST
VANCOUVER BC V6B 1L8

Finalized Date: 30-JUN-2012
Account: RANSIL

Project: Euclid-Group 2

CERTIFICATE OF ANALYSIS WH12134652

Method	CERTIFICATE COMMENTS
ME-MS61	REE's may not be totally soluble in this method.

ALS Canada Ltd.

2103 Dollarton Hwy
North Vancouver BC V7H 0A7
Phone: 604 984 0221 Fax: 604 984 0218 www.alsglobal.com

To: **SILVER RANGE RESOURCES LTD.**
C/O ARCHER, CATHRO & ASSOCIATES (1981) LIMITED
1016-510 W HASTINGS ST
VANCOUVER BC V6B 1L8

Finalized Date: 26-JUN-2012
Account: RANSIL

CERTIFICATE WH12138330

Project: Keg-Hammer

P.O. No.: Batch 1

This report is for 36 Drill Core samples submitted to our lab in Whitehorse, YT, Canada on 17-JUN-2012.

The following have access to data associated with this certificate:

MATT DUMALA	JOAN MARIACHER	

SAMPLE PREPARATION

ALS CODE	DESCRIPTION
WEI-21	Received Sample Weight
LOG-22	Sample login - Rcd w/o BarCode
CRU-31	Fine crushing - 70%<2mm
CRU-QC	Crushing QC Test
SPL-21	Split sample - riffle splitter
PUL-QC	Pulverizing QC Test
PUL-31	Pulverize split to 85%<75 um
LOG-22d	Sample login - Rcd w/o BarCode dup
SPL-21d	Split sample - duplicate
PUL-31d	Pulverize Split - duplicate
LOG-23	Pulp Login - Rcvd with Barcode

ANALYTICAL PROCEDURES

ALS CODE	DESCRIPTION	INSTRUMENT
Au-AA24	Au 50g FA AA finish	AAS
Au-GRA22	Au 50 g FA-GRAV finish	WST-SIM
ME-OG62	Ore Grade Elements - Four Acid	ICP-AES
Sn-XRF05	Sn-Trace Level XRF Analysis	XRF
ME-MS61	48 element four acid ICP-MS	
Ag-OG62	Ore Grade Ag - Four Acid	VARIABLE
Pb-OG62	Ore Grade Pb - Four Acid	VARIABLE
Zn-OG62	Ore Grade Zn - Four Acid	VARIABLE
Ag-GRA21	Ag 30g FA-GRAV finish	WST-SIM

To: **SILVER RANGE RESOURCES LTD.**
ATTN: JOAN MARIACHER
C/O ARCHER, CATHRO & ASSOCIATES (1981) LIMITED
1016-510 W HASTINGS ST
VANCOUVER BC V6B 1L8

This is the Final Report and supersedes any preliminary report with this certificate number. Results apply to samples as submitted. All pages of this report have been checked and approved for release.

***** See Appendix Page for comments regarding this certificate *****

Signature: 

Colin Ramshaw, Vancouver Laboratory Manager

Comments: Gold assay on sample L845506 is reported by fire assay gravimetric method due to high silver content in the sample that may cause incomplete gold dissolution in aqua-regia solution.

ALS Canada Ltd.
2103 Dollarton Hwy
North Vancouver BC V7H 0A7
Phone: 604 984 0221 Fax: 604 984 0218 www.alsglobal.com

To: **SILVER RANGE RESOURCES LTD.**
C/O ARCHER, CATHRO & ASSOCIATES (1981) LIMITED
1016-510 W HASTINGS ST
VANCOUVER BC V6B 1L8

Finalized Date: 26-JUN-2012
Account: RANSIL

Project: Keg-Hammer

CERTIFICATE OF ANALYSIS WH12138330

Sample Description	Method / Analyte / Units / LOR	WEI-21 Recvd Wt. kg 0.02	Au-AA24 Au ppm 0.005	Au-GRA22 Au ppm 0.05	Sn-XRF05 Sn ppm 5	ME-MS61 Ag ppm 0.01	ME-MS61 Al % 0.01	ME-MS61 As ppm 0.2	ME-MS61 Ba ppm 10	ME-MS61 Be ppm 0.05	ME-MS61 Bi ppm 0.01	ME-MS61 Ca % 0.01	ME-MS61 Cd ppm 0.02	ME-MS61 Ce ppm 0.01	ME-MS61 Co ppm 0.1	ME-MS61 Cr ppm 1
L845501		7.92	<0.005		7	0.15	7.44	0.9	520	7.27	0.91	1.09	0.07	66.7	2.5	12
L845502		4.14	<0.005		8	0.14	7.88	1.6	560	5.74	0.63	0.70	0.07	74.2	2.2	7
L845503		4.34	<0.005		8	6.22	8.03	0.7	590	5.84	0.79	0.61	0.08	74.8	2.4	8
L845504		3.52	<0.005		5	0.18	7.89	<0.2	580	6.96	0.68	1.21	0.02	72.4	2.6	13
L845505		3.04	<0.005		11	0.73	7.54	1.0	540	9.31	0.60	1.10	0.27	73.2	2.8	10
L845506		0.06		7.20	663	>100	0.25	>10000	120	0.05	0.15	0.01	252	3.38	0.4	15
L845507		2.25	0.020		42	>100	7.00	892	360	3.58	2.68	0.23	7.67	64.6	5.4	7
L845508		1.65	0.050		21	>100	6.31	1840	450	3.95	0.46	0.24	3.05	57.9	2.4	7
L845509		5.00	<0.005		6	2.85	7.79	10.7	470	5.47	0.89	0.77	0.25	69.8	2.4	8
L845510		4.57	<0.005		6	1.65	7.81	7.6	620	5.13	0.55	0.83	0.04	73.7	2.4	9
L845511		4.88	<0.005		6	0.49	7.90	3.1	560	6.33	0.48	0.66	0.08	76.7	2.4	8
L845512		5.61	<0.005		<5	0.20	0.09	5	20	0.05	0.02	22.1	0.08	1.50	1.5	1
L845513		5.08	<0.005		8	0.23	7.56	0.5	580	5.52	0.53	1.09	0.03	80.1	2.5	11
L845514		7.98	<0.005		5	0.32	7.79	3.3	600	5.92	0.56	0.89	0.05	76.6	2.5	8
L845515		7.36	<0.005		6	0.23	7.66	5.8	590	5.88	0.59	0.70	0.04	78.0	2.4	8
L845516		4.84	<0.005		6	0.78	7.70	6.7	590	6.27	0.64	0.86	0.16	74.9	2.5	8
L845517		1.93	<0.005		12	1.99	7.94	22.5	560	6.50	0.55	0.36	0.63	76.7	2.2	6
L845518		4.63	<0.005		6	0.64	7.65	6.2	550	5.50	0.54	0.50	0.47	77.3	2.2	8
L845519		2.36	<0.005		10	0.72	7.72	7.9	550	5.68	0.54	0.51	0.47	81.8	2.2	7
L845520		1.97	<0.005		12	29.8	6.68	418	280	6.63	0.44	0.14	5.34	70.7	5.6	6
L845521		4.04	<0.005		8	0.81	7.98	10.8	510	6.16	0.56	0.15	0.32	83.9	1.4	7
L845522		4.45	<0.005		9	0.34	7.75	5.5	580	6.41	0.48	0.23	0.05	85.4	3.7	7
L845523		4.51	<0.005		9	0.44	7.27	11.6	390	6.47	0.53	0.19	0.08	78.4	2.3	7
L845524		4.68	<0.005		<5	0.05	0.09	<5	20	0.06	0.10	21.5	0.09	1.44	1.6	1
L845525		3.03	<0.005		8	0.40	7.42	40.3	230	4.85	0.41	0.21	0.11	92.9	0.9	13
L845526		1.58	0.059		40	>100	3.62	424	100	6.02	0.19	0.10	0.98	41.4	2.6	10
L845527		3.71	0.007		18	25.5	7.16	202	290	4.39	0.36	0.09	0.20	70.4	0.4	10
L845528		0.25	0.095		<5	59.4	5.10	2740	580	0.81	3.97	6.82	123.0	26.5	11.4	41
L845529		1.21	<0.005		9	0.78	7.27	179.5	400	5.08	0.42	0.12	0.22	68.7	2.4	6
L845530		1.61	0.018		9	1.82	3.14	151.0	70	3.64	0.18	0.10	0.32	29.4	2.2	9
L845531		2.04	<0.005		6	2.41	6.36	104.0	100	5.47	0.50	0.64	0.28	58.4	2.7	9
L845532		3.20	<0.005		8	0.98	7.29	23.2	290	5.81	0.60	0.31	0.12	68.7	2.3	11
L845533		<0.02	<0.005		7	0.95	7.14	22.7	290	5.63	0.59	0.31	0.07	68.8	2.3	10
L845534		6.54	<0.005		9	0.25	7.17	3.1	500	6.11	0.47	0.45	0.04	68.0	2.7	12
L845535		2.90	<0.005		7	0.26	7.44	1.9	530	5.74	0.58	0.79	0.03	72.4	2.8	10
L845536		4.35	<0.005		7	1.03	7.18	2.5	520	6.18	0.52	0.72	0.06	63.2	2.2	9

Comments: Gold assay on sample L845506 is reported by fire assay gravimetric method due to high silver content in the sample that may cause incomplete gold dissolution in aqua-regia solution.

***** See Appendix Page for comments regarding this certificate *****

ALS Canada Ltd.
2103 Dollarton Hwy
North Vancouver BC V7H 0A7
Phone: 604 984 0221 Fax: 604 984 0218 www.alsglobal.com

To: **SILVER RANGE RESOURCES LTD.**
C/O ARCHER, CATHRO & ASSOCIATES (1981) LIMITED
1016-510 W HASTINGS ST
VANCOUVER BC V6B 1L8

Finalized Date: 26-JUN-2012
Account: RANSIL

Project: Keg-Hammer

CERTIFICATE OF ANALYSIS WH12138330

Sample Description	Method	ME-MS61	ME-MS61	ME-MS61	ME-MS61	ME-MS61	ME-MS61	ME-MS61	ME-MS61	ME-MS61	ME-MS61	ME-MS61	ME-MS61	ME-MS61	ME-MS61	ME-MS61
	Analyte	Cs	Cu	Fe	Ga	Ge	Hf	In	K	La	Li	Mg	Mn	Mo	Na	Nb
	Units	ppm	ppm	%	ppm	ppm	ppm	ppm	%	ppm	ppm	%	ppm	ppm	%	ppm
	LOR	0.05	0.2	0.01	0.05	0.05	0.1	0.005	0.01	0.5	0.2	0.01	5	0.05	0.01	0.1
L845501		7.71	3.2	1.31	25.9	0.13	1.8	0.032	3.38	32.3	52.4	0.32	254	0.37	2.26	12.9
L845502		16.90	2.4	1.34	27.1	0.14	2.2	0.033	4.01	36.2	48.1	0.23	333	0.24	1.79	13.6
L845503		17.35	14.2	1.28	26.8	0.16	2.3	0.035	4.12	36.3	62.4	0.22	256	0.33	1.51	13.6
L845504		8.29	2.1	1.45	25.6	0.17	2.2	0.034	3.84	35.5	52.6	0.35	290	0.34	2.37	11.3
L845505		14.60	2.6	1.41	25.1	0.15	2.1	0.030	3.72	35.3	58.5	0.29	365	0.31	1.90	11.1
L845506		0.32	3760	12.90	1.46	0.18	0.1	0.135	0.10	2.2	3.0	0.01	41	1.29	0.01	0.5
L845507		15.30	1265	1.92	21.4	0.06	1.9	0.119	3.41	32.6	276	0.21	11600	2.60	0.20	9.5
L845508		17.15	64.1	2.07	22.8	0.10	1.8	0.029	3.09	29.1	220	0.14	28600	0.86	0.74	10.6
L845509		11.15	5.9	1.39	29.1	0.14	2.2	0.033	2.88	33.8	37.7	0.24	831	0.22	3.53	13.1
L845510		7.69	2.9	1.36	25.1	0.14	2.2	0.031	4.03	35.9	52.6	0.37	343	0.12	2.18	13.5
L845511		12.00	3.2	1.40	26.4	0.16	2.2	0.030	3.98	37.0	50.0	0.33	278	0.15	1.93	15.0
L845512		0.23	2.1	0.45	0.43	<0.05	<0.1	<0.005	0.04	0.7	1.2	12.95	193	0.11	0.01	0.4
L845513		7.50	2.2	1.42	26.5	0.16	2.3	0.034	3.83	37.9	64.7	0.38	260	0.17	2.17	12.7
L845514		13.65	1.7	1.25	26.8	0.16	2.2	0.032	3.95	37.3	57.4	0.29	605	0.19	1.81	11.9
L845515		15.95	2.6	1.43	26.2	0.16	2.2	0.037	4.04	37.2	52.9	0.25	570	0.31	1.58	11.0
L845516		12.20	2.5	1.50	26.1	0.16	2.1	0.032	4.18	36.2	65.3	0.26	945	0.37	1.58	11.8
L845517		18.10	5.9	1.25	28.0	0.17	2.2	0.038	4.45	37.9	148.5	0.21	1260	0.28	0.60	12.0
L845518		12.85	2.4	1.17	26.7	0.16	2.2	0.035	3.89	36.3	262	0.27	361	0.28	1.01	11.9
L845519		12.90	4.0	1.28	27.6	0.17	2.1	0.035	3.89	39.0	266	0.27	377	0.26	1.02	12.0
L845520		20.1	16.2	3.81	23.4	0.21	1.8	0.027	3.27	34.5	138.0	0.22	5890	0.97	0.06	9.6
L845521		18.45	3.3	1.73	27.6	0.19	2.3	0.036	4.40	41.1	164.5	0.24	384	0.38	0.11	11.6
L845522		18.15	3.5	1.73	26.1	0.17	2.3	0.034	4.06	39.2	241	0.21	375	0.28	0.14	10.5
L845523		25.3	9.7	0.97	25.1	0.17	2.1	0.032	3.30	38.7	356	0.22	726	0.35	0.08	9.8
L845524		0.19	7.4	0.45	0.34	<0.05	<0.1	0.006	0.04	0.7	1.4	12.65	186	0.16	0.01	0.3
L845525		21.7	15.1	1.03	26.6	0.14	2.3	0.038	2.44	46.5	940	0.22	275	0.57	0.05	10.2
L845526		31.9	70.0	3.52	12.80	0.11	1.1	0.016	1.39	21.2	182.0	0.14	2990	0.95	0.02	5.1
L845527		17.35	19.1	1.32	22.4	0.12	1.9	0.033	3.59	36.1	229	0.22	146	0.49	0.06	10.9
L845528		2.78	1040	3.83	9.54	0.11	1.3	0.083	1.36	13.7	15.3	0.68	2780	5.14	1.23	4.3
L845529		17.10	3.5	1.96	23.0	0.13	2.0	0.029	4.19	35.7	68.1	0.23	1800	0.54	0.07	13.9
L845530		20.8	7.0	1.37	10.40	0.09	0.7	0.012	1.22	15.1	208	0.12	6320	0.95	0.02	4.6
L845531		25.1	7.8	1.89	19.80	0.14	1.7	0.029	2.79	30.6	119.5	0.27	5310	1.04	0.02	8.8
L845532		19.45	3.9	1.58	22.0	0.14	1.8	0.035	3.81	37.0	189.5	0.28	1480	0.45	0.27	10.3
L845533		19.20	3.7	1.53	21.9	0.14	1.8	0.031	3.67	36.7	184.5	0.28	1430	0.45	0.25	10.2
L845534		15.10	8.7	1.66	22.9	0.13	1.7	0.039	3.74	35.1	57.3	0.27	565	0.25	1.39	11.0
L845535		16.00	8.7	1.30	24.1	0.16	1.6	0.038	3.96	38.0	61.6	0.23	316	0.19	1.54	10.4
L845536		12.20	4.0	1.55	22.6	0.15	1.6	0.036	3.69	32.6	53.0	0.37	818	0.17	1.66	10.4

Comments: Gold assay on sample L845506 is reported by fire assay gravimetric method due to high silver content in the sample that may cause incomplete gold dissolution in aqua-regia solution.

***** See Appendix Page for comments regarding this certificate *****

ALS Canada Ltd.
2103 Dollarton Hwy
North Vancouver BC V7H 0A7
Phone: 604 984 0221 Fax: 604 984 0218 www.alsglobal.com

To: **SILVER RANGE RESOURCES LTD.**
C/O ARCHER, CATHRO & ASSOCIATES (1981) LIMITED
1016-510 W HASTINGS ST
VANCOUVER BC V6B 1L8

Finalized Date: 26-JUN-2012
Account: RANSIL

Project: Keg-Hammer

CERTIFICATE OF ANALYSIS WH12138330

Sample Description	Method	ME-MS61	ME-MS61	ME-MS61	ME-MS61	ME-MS61	ME-MS61	ME-MS61	ME-MS61	ME-MS61	ME-MS61	ME-MS61	ME-MS61	ME-MS61	ME-MS61	ME-MS61
	Analyte	Ni	P	Pb	Rb	Re	S	Sb	Sc	Se	Sn	Sr	Ta	Te	Th	Ti
	Units	ppm	ppm	ppm	ppm	ppm	%	ppm	ppm	ppm	ppm	ppm	ppm	ppm	ppm	%
	LOR	0.2	10	0.5	0.1	0.002	0.01	0.05	0.1	1	0.2	0.2	0.05	0.05	0.2	0.005
L845501		2.9	480	39.6	255	<0.002	<0.01	1.18	5.0	1	6.4	186.0	1.10	<0.05	17.2	0.162
L845502		2.2	600	43.7	285	<0.002	<0.01	1.14	5.5	2	7.0	148.0	1.18	<0.05	20.6	0.189
L845503		3.2	550	48.1	284	<0.002	<0.01	1.57	5.5	2	8.6	144.0	1.25	<0.05	21.2	0.196
L845504		2.6	510	44.9	265	<0.002	<0.01	0.89	4.8	2	6.6	203	1.02	<0.05	19.9	0.188
L845505		2.5	510	49.6	259	<0.002	<0.01	1.78	5.1	2	6.2	174.5	0.96	<0.05	20.5	0.191
L845506		2.5	50	>10000	8.0	0.003	>10.0	3380	0.3	6	153.5	6.6	<0.05	0.07	0.5	0.010
L845507		1.3	500	>10000	278	<0.002	0.16	1180	4.1	2	45.6	60.1	0.88	0.10	18.8	0.168
L845508		1.7	460	4670	254	<0.002	0.08	610	4.5	1	21.9	210	0.99	<0.05	18.0	0.164
L845509		2.1	550	138.5	218	<0.002	<0.01	5.92	5.6	1	7.2	150.5	1.15	<0.05	19.6	0.191
L845510		2.0	540	65.5	265	<0.002	<0.01	3.12	5.7	1	6.4	183.0	1.39	<0.05	21.2	0.190
L845511		2.2	580	54.7	285	<0.002	<0.01	2.03	5.9	2	6.8	155.5	1.46	<0.05	21.6	0.202
L845512		2.1	210	6.3	2.1	<0.002	0.01	0.45	0.3	1	<0.2	47.4	<0.05	<0.05	0.2	<0.005
L845513		2.1	530	45.9	264	<0.002	<0.01	0.55	5.5	1	6.5	193.5	1.09	<0.05	21.9	0.195
L845514		1.9	550	50.0	276	<0.002	<0.01	2.01	5.6	1	6.5	172.0	0.90	<0.05	21.4	0.195
L845515		2.2	580	47.1	285	<0.002	<0.01	3.66	5.7	1	6.8	154.0	0.78	<0.05	21.4	0.189
L845516		2.1	570	46.3	291	0.002	<0.01	3.72	5.4	1	7.1	163.0	0.89	<0.05	19.7	0.189
L845517		1.6	620	59.3	326	<0.002	<0.01	5.13	5.8	2	12.1	111.5	0.94	<0.05	20.7	0.190
L845518		2.2	570	113.5	283	<0.002	<0.01	2.36	5.7	2	6.4	130.5	0.87	<0.05	20.9	0.191
L845519		2.4	590	122.0	282	<0.002	<0.01	2.40	5.8	2	6.9	132.0	0.90	<0.05	22.9	0.192
L845520		2.6	450	534	325	<0.002	<0.01	111.5	4.9	1	12.6	78.5	0.79	<0.05	18.9	0.162
L845521		1.8	480	69.8	354	<0.002	0.03	6.16	6.2	2	9.1	93.7	1.02	<0.05	23.6	0.199
L845522		3.0	580	51.3	300	<0.002	<0.01	2.18	6.0	2	7.3	80.5	0.96	<0.05	23.3	0.194
L845523		2.1	510	61.2	279	<0.002	0.01	3.33	5.5	2	8.1	63.4	0.87	<0.05	21.5	0.186
L845524		2.4	200	3.3	2.1	<0.002	0.01	0.12	0.4	1	<0.2	47.3	<0.05	<0.05	0.2	<0.005
L845525		2.4	380	45.0	237	<0.002	<0.01	6.19	6.0	1	9.2	45.0	0.83	<0.05	23.5	0.206
L845526		1.5	280	966	158.5	<0.002	0.01	127.0	2.7	1	40.8	35.8	0.45	<0.05	10.1	0.095
L845527		0.7	330	499	318	<0.002	0.05	44.9	4.7	1	17.4	76.4	1.00	<0.05	19.3	0.188
L845528		24.2	650	>10000	63.3	0.003	2.85	49.4	7.7	3	2.5	440	0.30	0.16	3.6	0.203
L845529		1.6	450	81.3	360	<0.002	<0.01	12.35	4.3	1	8.2	78.8	1.53	<0.05	18.0	0.183
L845530		3.4	200	65.3	133.0	<0.002	<0.01	34.0	1.9	1	9.5	82.1	0.47	<0.05	7.3	0.072
L845531		4.3	2250	119.0	288	<0.002	<0.01	23.1	4.0	1	7.6	62.6	0.81	<0.05	15.6	0.170
L845532		2.8	930	44.1	366	<0.002	<0.01	11.60	4.9	1	7.3	60.2	1.02	<0.05	17.2	0.191
L845533		2.8	950	43.2	357	<0.002	<0.01	11.65	4.8	1	7.4	57.2	0.98	<0.05	17.9	0.185
L845534		3.3	490	43.9	257	<0.002	<0.01	1.69	5.1	1	7.0	136.5	1.04	<0.05	17.8	0.186
L845535		3.0	540	42.8	258	<0.002	<0.01	0.99	5.2	1	6.8	138.5	0.98	<0.05	19.1	0.196
L845536		2.4	510	42.6	234	<0.002	<0.01	1.13	4.5	1	6.4	170.5	0.98	<0.05	16.9	0.173

Comments: Gold assay on sample L845506 is reported by fire assay gravimetric method due to high silver content in the sample that may cause incomplete gold dissolution in aqua-regia solution.

***** See Appendix Page for comments regarding this certificate *****

ALS Canada Ltd.
2103 Dollarton Hwy
North Vancouver BC V7H 0A7
Phone: 604 984 0221 Fax: 604 984 0218 www.alsglobal.com

To: **SILVER RANGE RESOURCES LTD.**
C/O ARCHER, CATHRO & ASSOCIATES (1981) LIMITED
1016-510 W HASTINGS ST
VANCOUVER BC V6B 1L8

Finalized Date: 26-JUN-2012
Account: RANSIL

Project: Keg-Hammer

CERTIFICATE OF ANALYSIS WH12138330

Sample Description	Method	ME-MS61	ME-MS61	ME-MS61	ME-MS61	ME-MS61	ME-MS61	ME-MS61	Ag-OG62	Pb-OG62	Zn-OG62	Ag-GRA21
	Analyte	Tl	U	V	W	Y	Zn	Zr	Ag	Pb	Zn	Ag
	Units	ppm	ppm	ppm	ppm	ppm	ppm	ppm	ppm	%	%	ppm
	LOR	0.02	0.1	1	0.1	0.1	2	0.5	1	0.001	0.001	5
L845501		1.40	4.0	20	1.0	9.9	40	64.1				
L845502		1.72	3.5	20	2.5	10.9	47	73.7				
L845503		1.97	5.9	21	19.2	10.7	63	73.7				
L845504		1.64	8.1	21	0.9	10.2	49	71.3				
L845505		1.67	5.6	22	1.7	9.9	239	68.3				
L845506		0.14	0.5	7	148.5	0.8	>10000	3.2	>1500	10.75	2.54	3200
L845507		2.64	103.5	18	2.9	8.1	2400	60.0	1010	2.74		
L845508		2.46	32.9	16	1.7	8.9	1380	58.3	414			
L845509		1.40	5.4	20	0.8	11.1	335	71.6				
L845510		1.67	2.7	20	1.2	10.0	53	69.1				
L845511		1.74	2.7	21	1.2	10.2	82	72.5				
L845512		0.02	0.8	2	0.1	1.0	12	0.5				
L845513		1.59	2.6	21	1.0	9.6	55	71.0				
L845514		1.84	3.8	21	1.5	9.6	73	70.9				
L845515		2.05	4.5	21	2.6	9.7	73	69.2				
L845516		2.31	6.7	20	1.0	10.1	189	70.0				
L845517		3.22	8.3	21	1.5	10.4	459	71.0				
L845518		2.06	6.1	21	3.2	9.6	453	73.0				
L845519		2.06	6.7	22	4.0	10.4	471	71.1				
L845520		4.04	30.6	19	10.7	9.5	1360	60.8				
L845521		3.92	9.9	22	2.2	8.7	183	75.3				
L845522		2.60	8.7	22	3.8	9.9	133	74.5				
L845523		2.48	8.4	21	5.9	10.2	92	71.1				
L845524		0.02	0.8	2	0.1	1.0	15	0.8				
L845525		2.14	6.7	26	19.4	10.4	61	81.0				
L845526		1.90	17.8	12	4.5	6.2	472	36.5	98			
L845527		4.05	10.3	21	2.2	4.7	105	68.6				
L845528		0.74	1.7	62	8.8	10.9	>10000	39.9		1.960	1.995	
L845529		4.49	16.3	21	2.6	7.8	222	67.7				
L845530		1.82	11.3	12	6.3	5.1	337	26.1				
L845531		4.38	36.3	29	9.9	11.5	403	65.0				
L845532		3.81	13.1	26	4.4	9.6	171	61.9				
L845533		3.84	13.5	25	4.4	9.5	165	61.8				
L845534		2.00	3.2	24	1.5	8.5	88	59.7				
L845535		2.26	4.0	25	1.0	8.5	61	59.9				
L845536		1.68	2.9	21	1.4	7.5	100	57.4				

Comments: Gold assay on sample L845506 is reported by fire assay gravimetric method due to high silver content in the sample that may cause incomplete gold dissolution in aqua-regia solution.

***** See Appendix Page for comments regarding this certificate *****

ALS Canada Ltd.
2103 Dollarton Hwy
North Vancouver BC V7H 0A7
Phone: 604 984 0221 Fax: 604 984 0218 www.alsglobal.com

To: **SILVER RANGE RESOURCES LTD.**
C/O ARCHER, CATHRO & ASSOCIATES (1981) LIMITED
1016-510 W HASTINGS ST
VANCOUVER BC V6B 1L8

Finalized Date: 26-JUN-2012
Account: RANSIL

Project: Keg-Hammer

CERTIFICATE OF ANALYSIS WH12138330

Method	CERTIFICATE COMMENTS
ME-MS61	Interference: Ca>10%on ICP-MS As,ICP-AES results shown.
ME-MS61	REE's may not be totally soluble in this method.

ALS Canada Ltd.

2103 Dollarton Hwy
North Vancouver BC V7H 0A7
Phone: 604 984 0221 Fax: 604 984 0218 www.alsglobal.com

To: **SILVER RANGE RESOURCES LTD.**
C/O ARCHER, CATHRO & ASSOCIATES (1981) LIMITED
1016-510 W HASTINGS ST
VANCOUVER BC V6B 1L8

Finalized Date: 27-JUN-2012
Account: RANSIL

CERTIFICATE WH12138331

Project: Keg-Main-Group 1

P.O. No.: Batch 6

This report is for 36 Drill Core samples submitted to our lab in Whitehorse, YT, Canada on 17-JUN-2012.

The following have access to data associated with this certificate:

MATT DUMALA	JOAN MARIACHER	

SAMPLE PREPARATION

ALS CODE	DESCRIPTION
WEI-21	Received Sample Weight
LOG-22	Sample login - Rcd w/o BarCode
CRU-31	Fine crushing - 70%<2mm
CRU-QC	Crushing QC Test
SPL-21	Split sample - riffle splitter
PUL-QC	Pulverizing QC Test
PUL-31	Pulverize split to 85%<75 um
LOG-22d	Sample login - Rcd w/o BarCode dup
SPL-21d	Split sample - duplicate
PUL-31d	Pulverize Split - duplicate
LOG-23	Pulp Login - Rcvd with Barcode

ANALYTICAL PROCEDURES

ALS CODE	DESCRIPTION	INSTRUMENT
Au-AA24	Au 50g FA AA finish	AAS
Sn-XRF05	Sn-Trace Level XRF Analysis	XRF
ME-MS61	48 element four acid ICP-MS	

To: **SILVER RANGE RESOURCES LTD.**
ATTN: JOAN MARIACHER
C/O ARCHER, CATHRO & ASSOCIATES (1981) LIMITED
1016-510 W HASTINGS ST
VANCOUVER BC V6B 1L8

This is the Final Report and supersedes any preliminary report with this certificate number. Results apply to samples as submitted. All pages of this report have been checked and approved for release.

***** See Appendix Page for comments regarding this certificate *****

Signature: 

Colin Ramshaw, Vancouver Laboratory Manager

ALS Canada Ltd.
2103 Dollarton Hwy
North Vancouver BC V7H 0A7
Phone: 604 984 0221 Fax: 604 984 0218 www.alsglobal.com

To: **SILVER RANGE RESOURCES LTD.**
C/O ARCHER, CATHRO & ASSOCIATES (1981) LIMITED
1016-510 W HASTINGS ST
VANCOUVER BC V6B 1L8

Finalized Date: 27-JUN-2012
Account: RANSIL

Project: Keg-Main-Group 1

CERTIFICATE OF ANALYSIS WH12138331

Sample Description	Method	WEI-21	Au-AA24	Sn-XRF05	ME-MS61	ME-MS61	ME-MS61	ME-MS61	ME-MS61	ME-MS61	ME-MS61	ME-MS61	ME-MS61	ME-MS61	ME-MS61	ME-MS61
	Analyte	Recvd Wt.	Au	Sn	Ag	Al	As	Ba	Be	Bi	Ca	Cd	Ce	Co	Cr	Cs
	Units	kg	ppm	ppm	ppm	%	ppm	ppm	ppm	ppm	%	ppm	ppm	ppm	ppm	ppm
	LOR	0.02	0.005	5	0.01	0.01	0.2	10	0.05	0.01	0.01	0.02	0.01	0.1	1	0.05
K285973		8.26	<0.005	10	0.26	5.11	10.3	1320	1.84	5.12	1.73	1.81	46.4	16.2	65	8.14
K285974		8.30	<0.005	11	0.24	5.08	3.3	1370	1.73	5.40	1.61	0.58	48.6	17.1	60	8.08
K285975		8.68	<0.005	9	0.33	5.17	10.7	1040	1.95	8.57	1.98	5.16	50.6	16.4	59	9.37
K285976		8.46	<0.005	8	0.31	6.00	5.9	1170	1.81	7.44	2.25	1.35	53.1	14.5	67	10.70
K285977		5.72	<0.005	<5	0.01	0.09	<5	30	0.07	0.04	22.3	0.06	1.39	1.3	1	0.24
K285978		8.63	0.005	10	0.39	6.59	19.6	1050	2.12	6.78	3.31	0.85	65.4	16.6	79	14.65
K285979		7.92	0.030	<5	0.71	6.53	193.5	1090	2.22	13.45	3.12	1.42	69.4	16.2	64	13.55
K285980		8.10	<0.005	8	0.35	6.48	2.9	940	2.26	4.23	2.53	1.93	59.3	18.0	73	12.45
K285981		9.01	0.005	12	0.33	6.18	4.5	870	2.01	6.25	3.38	2.27	60.9	16.1	65	9.63
K285982		8.06	<0.005	8	0.33	6.17	3.8	760	2.11	4.05	2.93	5.41	56.9	14.6	70	10.70
K285983		8.28	<0.005	<5	0.02	0.11	<5	40	0.08	0.06	22.2	0.10	5.67	1.3	2	0.23
K285984		6.55	0.007	10	0.54	5.73	6.2	890	2.19	10.00	2.51	1.54	58.1	17.3	63	12.60
K285985		7.55	0.011	9	0.36	6.23	7.1	1080	2.17	15.80	2.19	3.37	57.9	16.9	72	11.80
K285986		8.06	0.020	11	0.38	6.29	67.2	990	2.00	32.4	3.07	0.92	60.3	15.9	60	13.10
K285987		3.71	0.028	14	0.38	6.25	73.2	950	2.08	38.9	3.01	0.78	57.4	16.0	62	13.20
K285988		7.90	0.005	9	0.39	6.28	149.5	800	2.09	7.44	2.70	0.40	58.8	18.0	64	12.15
K285989		7.70	<0.005	10	0.32	6.49	7.3	960	2.16	5.66	2.63	0.37	54.2	15.9	62	12.55
K285990		8.01	<0.005	12	0.28	6.18	6.2	890	2.20	8.08	2.67	2.40	55.3	14.1	64	13.10
K285991		8.09	0.005	10	0.42	6.08	4.8	860	2.06	11.05	2.84	0.70	50.9	14.5	60	16.00
K285992		7.54	<0.005	6	0.30	6.18	4.4	940	2.09	3.95	2.72	3.82	53.7	14.2	62	12.00
K285993		0.26	0.007	175	36.2	4.13	375	350	1.13	131.5	7.12	178.0	37.7	8.5	63	5.52
K285994		7.84	0.006	7	0.33	5.97	5.6	1070	2.14	9.16	2.92	2.38	52.2	14.8	59	14.20
K285995		7.21	0.010	10	0.31	5.90	9.4	790	1.78	14.80	3.20	2.96	55.7	15.5	65	12.55
K285996		7.40	0.005	15	0.29	5.55	26.5	770	1.75	5.88	3.96	2.06	59.5	12.7	53	14.50
K285997		7.71	0.007	6	0.23	6.40	26.9	1190	1.94	7.06	2.74	0.39	62.8	12.4	71	19.05
K285998		0.26	0.005	167	14.00	4.24	139.5	1450	1.17	47.5	7.96	62.1	47.4	6.9	69	5.44
K285999		6.51	<0.005	6	0.26	5.57	221	820	1.74	5.55	2.34	0.54	57.9	13.6	65	14.80
K286000		7.74	<0.005	6	0.21	4.93	27.0	890	1.43	3.86	1.34	0.98	48.4	15.6	55	11.70
K286001		6.92	<0.005	11	0.20	4.78	5.6	800	1.36	4.51	1.89	1.06	51.8	13.6	55	11.20
K286002		7.76	<0.005	<5	0.29	4.75	6.7	730	1.41	3.92	1.37	0.23	54.0	17.1	55	9.56
K286003		<0.02	<0.005	5	0.30	4.68	3.9	710	1.62	4.13	1.38	0.23	56.8	14.7	52	9.72
K286004		7.93	<0.005	7	0.29	4.43	6.2	750	1.51	3.58	1.35	3.76	51.9	14.0	49	9.88
K286005		7.49	0.007	23	2.38	5.65	15.8	1070	1.54	27.8	2.56	26.4	59.3	12.3	63	13.55
K286006		7.46	<0.005	15	0.32	4.98	25.3	1050	1.43	5.10	1.83	0.57	51.6	14.5	59	9.79
K286007		7.26	<0.005	12	0.31	4.80	75.6	960	1.32	3.81	2.22	1.48	53.2	14.6	52	9.29
K286008		7.19	<0.005	22	0.20	6.14	21.2	1230	1.82	2.77	2.18	0.15	58.6	13.2	75	12.10

***** See Appendix Page for comments regarding this certificate *****

ALS Canada Ltd.
2103 Dollarton Hwy
North Vancouver BC V7H 0A7
Phone: 604 984 0221 Fax: 604 984 0218 www.alsglobal.com

To: **SILVER RANGE RESOURCES LTD.**
C/O ARCHER, CATHRO & ASSOCIATES (1981) LIMITED
1016-510 W HASTINGS ST
VANCOUVER BC V6B 1L8

Finalized Date: 27-JUN-2012
Account: RANSIL

Project: Keg-Main-Group 1

CERTIFICATE OF ANALYSIS WH12138331

Sample Description	Method	ME-MS61	ME-MS61	ME-MS61	ME-MS61	ME-MS61	ME-MS61	ME-MS61	ME-MS61	ME-MS61	ME-MS61	ME-MS61	ME-MS61	ME-MS61	ME-MS61	ME-MS61
	Analyte	Cu	Fe	Ga	Ge	Hf	In	K	La	Li	Mg	Mn	Mo	Na	Nb	Ni
	Units	ppm	%	ppm	ppm	ppm	ppm	%	ppm	ppm	%	ppm	ppm	%	ppm	ppm
	LOR	0.2	0.01	0.05	0.05	0.1	0.005	0.01	0.5	0.2	0.01	5	0.05	0.01	0.1	0.2
K285973		225	3.14	14.30	0.21	2.0	0.029	2.49	25.1	27.6	1.24	131	34.6	0.55	8.6	62.8
K285974		222	2.99	13.05	0.21	1.9	0.018	2.75	26.4	31.8	1.06	100	20.8	0.40	8.5	56.7
K285975		349	3.57	13.85	0.22	1.9	0.083	2.35	27.4	33.3	1.27	116	19.40	0.44	8.4	60.0
K285976		323	3.48	15.30	0.23	2.0	0.026	2.84	28.4	43.2	1.75	208	15.15	0.37	9.5	44.9
K285977		2.5	0.42	0.33	0.06	<0.1	<0.005	0.04	0.7	1.4	13.30	192	0.38	0.01	0.4	1.7
K285978		350	4.12	16.90	0.25	2.1	0.050	2.61	35.4	53.1	2.22	293	5.12	0.50	10.8	51.5
K285979		361	3.87	17.60	0.26	2.2	0.035	2.60	37.5	41.6	1.96	267	33.7	0.61	9.7	55.5
K285980		449	4.18	17.85	0.26	2.2	0.052	2.74	33.8	33.1	1.84	212	48.8	0.74	9.5	71.2
K285981		410	4.05	16.85	0.26	2.1	0.085	2.18	33.6	25.7	2.18	411	26.4	0.66	10.2	53.6
K285982		336	3.65	16.70	0.24	2.1	0.122	2.61	32.7	28.2	1.91	328	34.1	0.76	10.5	57.2
K285983		3.7	0.44	0.38	0.07	<0.1	0.007	0.05	2.8	1.5	13.25	200	0.33	0.01	0.6	2.0
K285984		485	4.30	16.60	0.26	2.4	0.060	2.41	32.9	34.4	1.67	187	58.5	0.64	10.4	72.4
K285985		411	4.00	16.50	0.25	2.2	0.078	3.20	32.6	33.1	1.61	201	66.8	0.67	9.6	72.9
K285986		428	4.17	16.90	0.26	2.1	0.033	2.46	34.2	38.9	1.95	262	28.9	0.53	9.4	56.1
K285987		404	4.14	17.35	0.26	2.2	0.024	2.42	32.7	39.0	1.95	263	29.8	0.53	9.4	59.3
K285988		418	4.14	16.95	0.24	2.1	0.023	2.41	32.0	39.4	2.02	281	22.0	0.65	9.9	56.2
K285989		357	3.87	16.80	0.24	2.1	0.024	2.75	29.8	42.5	1.92	274	19.35	0.62	9.8	51.6
K285990		339	3.66	16.80	0.25	2.1	0.064	2.67	31.0	41.7	1.74	223	46.8	0.63	9.8	59.5
K285991		358	4.03	16.95	0.24	2.2	0.042	2.28	28.3	55.3	1.93	203	47.9	0.48	10.4	69.1
K285992		366	3.80	16.30	0.24	2.1	0.099	2.97	29.7	42.3	1.65	259	30.0	0.51	10.4	55.1
K285993		1105	5.24	12.05	0.42	1.3	9.01	1.68	20.8	37.2	2.16	1850	13.50	0.20	7.8	47.1
K285994		358	3.95	16.10	0.23	2.0	0.061	2.55	29.8	55.1	1.88	288	33.3	0.48	9.7	59.3
K285995		361	4.03	18.80	0.18	2.1	0.092	2.35	30.6	44.7	2.18	454	20.9	0.47	12.2	53.9
K285996		284	3.67	16.95	0.19	1.8	0.085	2.01	32.5	52.8	2.46	498	20.5	0.19	11.7	38.3
K285997		215	3.36	18.50	0.19	2.2	0.027	3.02	32.9	69.0	2.23	332	9.39	0.30	12.4	40.5
K285998		754	3.37	13.60	0.24	1.5	2.49	1.87	24.9	39.7	2.15	1690	14.30	0.23	9.8	46.0
K285999		225	3.07	16.70	0.19	1.9	0.028	2.54	30.5	66.2	1.94	321	7.82	0.17	11.3	41.4
K286000		220	3.26	15.20	0.18	1.9	0.023	2.50	24.8	50.0	1.26	129	45.9	0.19	9.7	68.4
K286001		190.0	2.83	15.05	0.18	1.7	0.039	2.34	27.5	53.1	1.45	317	18.45	0.35	10.1	43.0
K286002		251	3.44	16.20	0.20	1.9	0.015	2.25	28.5	47.3	1.02	124	24.1	0.61	10.1	52.5
K286003		232	3.34	13.45	0.18	1.9	0.015	2.19	29.8	60.8	1.01	120	23.0	0.61	9.1	47.4
K286004		225	2.96	11.95	0.17	1.7	0.053	2.03	27.6	56.3	0.91	121	19.75	0.33	9.0	46.0
K286005		342	3.19	17.00	0.20	1.9	0.343	3.21	30.9	60.1	1.52	190	15.30	0.31	11.5	41.4
K286006		398	3.16	15.00	0.19	1.8	0.025	2.50	26.7	50.8	1.27	160	25.2	0.30	10.0	52.0
K286007		348	3.30	14.20	0.20	1.9	0.029	2.37	27.4	49.1	1.12	121	40.6	0.22	9.9	62.9
K286008		240	3.33	18.10	0.19	2.2	0.017	3.22	30.4	56.4	1.71	234	16.90	0.44	11.9	48.5

***** See Appendix Page for comments regarding this certificate *****

ALS Canada Ltd.
2103 Dollarton Hwy
North Vancouver BC V7H 0A7
Phone: 604 984 0221 Fax: 604 984 0218 www.alsglobal.com

To: **SILVER RANGE RESOURCES LTD.**
C/O ARCHER, CATHRO & ASSOCIATES (1981) LIMITED
1016-510 W HASTINGS ST
VANCOUVER BC V6B 1L8

Finalized Date: 27-JUN-2012
Account: RANSIL

Project: Keg-Main-Group 1

CERTIFICATE OF ANALYSIS WH12138331

Sample Description	Method	ME-MS61	ME-MS61	ME-MS61	ME-MS61	ME-MS61	ME-MS61	ME-MS61	ME-MS61	ME-MS61	ME-MS61	ME-MS61	ME-MS61	ME-MS61	ME-MS61	ME-MS61
	Analyte	P	Pb	Rb	Re	S	Sb	Sc	Se	Sn	Sr	Ta	Te	Th	Ti	Tl
	Units	ppm	ppm	ppm	ppm	%	ppm	ppm	ppm	ppm	ppm	ppm	ppm	ppm	%	ppm
	LOR	10	0.5	0.1	0.002	0.01	0.05	0.1	1	0.2	0.2	0.05	0.05	0.2	0.005	0.02
K285973		950	8.6	152.5	0.045	1.58	0.91	10.3	7	7.4	175.5	0.62	0.13	7.4	0.274	1.73
K285974		1690	8.9	162.5	0.038	1.47	0.77	10.1	8	5.9	178.0	0.60	0.09	7.4	0.262	1.86
K285975		1630	8.9	156.5	0.028	1.78	1.27	10.4	8	5.8	161.5	0.59	0.15	7.6	0.268	1.83
K285976		1240	10.1	186.0	0.024	1.66	1.08	11.3	10	7.4	169.0	0.71	0.17	7.9	0.305	2.23
K285977		240	1.2	2.1	<0.002	0.01	<0.05	0.3	1	<0.2	47.5	<0.05	<0.05	0.2	<0.005	<0.02
K285978		2100	7.5	185.0	0.018	2.01	2.96	12.1	10	8.5	185.5	0.79	0.14	8.4	0.357	2.21
K285979		1910	7.8	196.5	0.018	1.99	2750	12.9	9	6.2	175.5	0.71	0.16	8.4	0.319	2.35
K285980		1480	7.3	190.5	0.040	1.96	5.04	13.2	11	4.6	173.0	0.69	0.11	8.5	0.313	2.38
K285981		2110	6.5	149.5	0.019	1.95	9.31	12.5	9	8.0	173.5	0.73	0.12	8.1	0.325	1.88
K285982		2170	7.6	154.5	0.024	1.75	1.35	12.6	10	5.9	171.0	0.77	0.11	8.2	0.330	1.97
K285983		230	1.9	2.2	<0.002	0.02	0.37	0.3	1	<0.2	44.2	<0.05	<0.05	0.2	<0.005	<0.02
K285984		1820	7.9	171.5	0.047	2.08	1.21	12.2	11	7.5	150.5	0.76	0.18	8.2	0.332	2.15
K285985		1460	9.2	192.5	0.054	1.98	1.35	12.8	10	4.7	163.5	0.70	0.17	8.4	0.314	2.39
K285986		2990	7.9	190.0	0.017	2.02	0.95	12.8	11	9.1	198.5	0.68	0.25	8.2	0.310	2.32
K285987		2370	7.9	189.0	0.018	2.03	1.59	12.9	11	10.0	198.5	0.69	0.32	8.4	0.312	2.40
K285988		1150	8.1	173.5	0.018	1.94	0.84	12.3	9	6.9	155.5	0.73	0.12	8.4	0.324	2.21
K285989		1020	8.3	194.0	0.015	1.77	1.13	12.9	8	7.1	161.5	0.71	0.10	8.8	0.327	2.47
K285990		2320	7.9	192.5	0.027	1.69	0.62	12.9	10	6.3	163.5	0.69	0.12	8.3	0.325	2.49
K285991		2050	8.9	213	0.033	1.65	0.90	12.6	10	8.4	169.5	0.74	0.12	8.1	0.339	2.72
K285992		1290	8.7	184.5	0.023	1.81	1.98	12.7	9	6.3	137.0	0.75	0.08	8.8	0.332	2.41
K285993		1190	2680	79.8	0.013	2.60	12.40	7.4	62	150.5	186.0	0.54	0.48	5.1	0.248	0.84
K285994		2180	8.3	181.0	0.024	1.92	1.30	12.5	11	7.0	140.5	0.73	0.11	7.9	0.321	2.30
K285995		1430	8.1	157.0	0.017	2.01	2.15	13.2	12	7.7	138.0	0.82	0.16	9.2	0.357	1.95
K285996		1680	7.6	139.5	0.016	1.95	2.84	11.8	10	9.3	177.5	0.75	0.09	8.3	0.338	1.62
K285997		1790	8.6	202	0.019	1.46	1.99	13.5	9	7.3	175.5	0.87	0.10	10.0	0.364	2.60
K285998		1150	1000	93.5	0.017	1.04	8.68	8.8	32	147.0	211	0.63	0.26	6.9	0.279	0.87
K285999		1050	8.8	170.0	0.013	1.46	3.85	11.8	11	6.3	109.0	0.75	0.12	9.0	0.321	2.08
K286000		1150	8.6	158.5	0.046	1.69	1.65	10.6	12	4.7	90.3	0.64	0.10	8.2	0.273	1.98
K286001		750	8.4	145.5	0.017	1.34	3.04	10.1	8	4.5	109.0	0.65	0.10	7.8	0.283	1.79
K286002		1570	9.2	142.0	0.031	1.75	1.36	10.4	8	3.2	115.0	0.64	0.09	8.3	0.269	1.85
K286003		1510	9.1	126.5	0.030	1.70	1.30	8.9	7	3.2	104.5	0.64	0.11	8.3	0.261	1.82
K286004		1100	7.4	115.0	0.029	1.69	5.66	8.1	8	4.0	73.5	0.61	0.10	7.7	0.262	1.64
K286005		1540	64.4	204	0.020	1.58	6.45	11.7	12	18.2	133.5	0.74	0.14	8.8	0.311	2.20
K286006		950	7.7	160.5	0.034	1.71	2.38	10.4	10	10.1	185.0	0.66	0.10	8.5	0.283	1.83
K286007		1750	7.9	155.5	0.038	1.98	6.19	10.0	12	8.6	147.5	0.65	0.09	8.0	0.271	1.78
K286008		1490	8.8	197.0	0.019	1.70	2.16	13.0	10	22.7	164.0	0.83	0.08	10.2	0.350	2.33

***** See Appendix Page for comments regarding this certificate *****

ALS Canada Ltd.
2103 Dollarton Hwy
North Vancouver BC V7H 0A7
Phone: 604 984 0221 Fax: 604 984 0218 www.alsglobal.com

To: **SILVER RANGE RESOURCES LTD.**
C/O ARCHER, CATHRO & ASSOCIATES (1981) LIMITED
1016-510 W HASTINGS ST
VANCOUVER BC V6B 1L8

Finalized Date: 27-JUN-2012
Account: RANSIL

Project: Keg-Main-Group 1

CERTIFICATE OF ANALYSIS WH12138331

Sample Description	Method Analyte Units LOR	ME-MS61 U ppm 0.1	ME-MS61 V ppm 1	ME-MS61 W ppm 0.1	ME-MS61 Y ppm 0.1	ME-MS61 Zn ppm 2	ME-MS61 Zr ppm 0.5
K285973		6.8	387	1.7	24.1	156	75.7
K285974		6.0	302	1.9	21.8	59	74.6
K285975		6.4	357	2.0	24.7	375	80.2
K285976		4.2	267	5.4	24.1	133	69.2
K285977		0.4	4	0.1	0.9	16	<0.5
K285978		4.0	237	6.6	30.0	86	74.5
K285979		6.4	259	2.6	31.5	123	81.1
K285980		6.2	455	1.9	27.5	182	90.7
K285981		5.5	330	2.2	31.8	194	77.1
K285982		6.0	462	1.7	33.5	458	79.2
K285983		0.6	4	0.1	0.9	18	0.5
K285984		12.2	443	2.6	35.0	123	97.6
K285985		7.6	535	2.1	29.6	304	87.6
K285986		7.7	300	2.6	33.4	111	78.7
K285987		7.7	307	2.4	32.8	102	78.8
K285988		4.5	229	1.6	28.0	73	75.7
K285989		3.9	209	1.9	23.9	71	84.0
K285990		7.7	429	2.1	30.3	224	79.9
K285991		9.6	434	2.1	33.0	83	87.0
K285992		6.1	333	1.7	28.5	357	79.2
K285993		2.8	126	3.3	22.7	8500	45.3
K285994		6.2	410	4.9	30.2	233	75.9
K285995		5.2	331	2.0	33.0	257	76.8
K285996		4.3	211	1.9	36.0	159	68.1
K285997		4.6	265	2.0	30.9	70	75.5
K285998		3.5	134	2.6	29.7	3190	54.6
K285999		3.6	188	1.7	27.8	71	70.8
K286000		7.7	389	1.8	21.1	81	70.7
K286001		5.4	171	2.1	25.1	98	62.8
K286002		8.0	198	1.6	22.6	35	76.2
K286003		8.2	193	1.5	19.6	33	68.9
K286004		7.2	256	1.5	19.8	291	63.5
K286005		5.2	232	2.1	28.4	849	74.2
K286006		6.3	249	1.6	24.4	55	68.6
K286007		8.3	318	1.8	27.0	108	70.9
K286008		5.3	273	1.9	28.4	45	77.6

***** See Appendix Page for comments regarding this certificate *****

ALS Canada Ltd.
2103 Dollarton Hwy
North Vancouver BC V7H 0A7
Phone: 604 984 0221 Fax: 604 984 0218 www.alsglobal.com

To: **SILVER RANGE RESOURCES LTD.**
C/O ARCHER, CATHRO & ASSOCIATES (1981) LIMITED
1016-510 W HASTINGS ST
VANCOUVER BC V6B 1L8

Finalized Date: 27-JUN-2012
Account: RANSIL

Project: Keg-Main-Group 1

CERTIFICATE OF ANALYSIS WH12138331

Method	CERTIFICATE COMMENTS
ME-MS61	Interference: Ca>10% on ICP-MS As, ICP-AES results shown.
ME-MS61	REE's may not be totally soluble in this method.

ALS Canada Ltd.

2103 Dollarton Hwy
North Vancouver BC V7H 0A7
Phone: 604 984 0221 Fax: 604 984 0218 www.alsglobal.com

To: **SILVER RANGE RESOURCES LTD.**
C/O ARCHER, CATHRO & ASSOCIATES (1981) LIMITED
1016-510 W HASTINGS ST
VANCOUVER BC V6B 1L8

Finalized Date: 2-JUL-2012
Account: RANSIL

CERTIFICATE WH12138332

Project: Keg-Main-Group 1

P.O. No.: Batch 7

This report is for 36 Drill Core samples submitted to our lab in Whitehorse, YT, Canada on 17-JUN-2012.

The following have access to data associated with this certificate:

MATT DUMALA	JOAN MARIACHER	

SAMPLE PREPARATION

ALS CODE	DESCRIPTION
WEI-21	Received Sample Weight
LOG-22	Sample login - Rcd w/o BarCode
CRU-31	Fine crushing - 70%<2mm
CRU-QC	Crushing QC Test
SPL-21	Split sample - riffle splitter
PUL-QC	Pulverizing QC Test
PUL-31	Pulverize split to 85%<75 um
LOG-22d	Sample login - Rcd w/o BarCode dup
SPL-21d	Split sample - duplicate
PUL-31d	Pulverize Split - duplicate
LOG-23	Pulp Login - Rcvd with Barcode

ANALYTICAL PROCEDURES

ALS CODE	DESCRIPTION	INSTRUMENT
Au-AA24	Au 50g FA AA finish	AAS
ME-OG62	Ore Grade Elements - Four Acid	ICP-AES
Sn-XRF05	Sn-Trace Level XRF Analysis	XRF
ME-MS61	48 element four acid ICP-MS	
Zn-OG62	Ore Grade Zn - Four Acid	VARIABLE

To: **SILVER RANGE RESOURCES LTD.**
ATTN: JOAN MARIACHER
C/O ARCHER, CATHRO & ASSOCIATES (1981) LIMITED
1016-510 W HASTINGS ST
VANCOUVER BC V6B 1L8

This is the Final Report and supersedes any preliminary report with this certificate number. Results apply to samples as submitted. All pages of this report have been checked and approved for release.

***** See Appendix Page for comments regarding this certificate *****

Signature: 

Colin Ramshaw, Vancouver Laboratory Manager

ALS Canada Ltd.
2103 Dollarton Hwy
North Vancouver BC V7H 0A7
Phone: 604 984 0221 Fax: 604 984 0218 www.alsglobal.com

To: **SILVER RANGE RESOURCES LTD.**
C/O ARCHER, CATHRO & ASSOCIATES (1981) LIMITED
1016-510 W HASTINGS ST
VANCOUVER BC V6B 1L8

Finalized Date: 2-JUL-2012
Account: RANSIL

Project: Keg-Main-Group 1

CERTIFICATE OF ANALYSIS WH12138332

Sample Description	Method / Analyte / Units / LOR	WEI-21 Recvd Wt. kg 0.02	Au-AA24 Au ppm 0.005	Sn-XRF05 Sn ppm 5	ME-MS61 Ag ppm 0.01	ME-MS61 Al % 0.01	ME-MS61 As ppm 0.2	ME-MS61 Ba ppm 10	ME-MS61 Be ppm 0.05	ME-MS61 Bi ppm 0.01	ME-MS61 Ca % 0.01	ME-MS61 Cd ppm 0.02	ME-MS61 Ce ppm 0.01	ME-MS61 Co ppm 0.1	ME-MS61 Cr ppm 1	ME-MS61 Cs ppm 0.05
K284159		9.22	<0.005	7	0.51	4.17	48	640	1.14	0.89	10.85	3.86	42.8	6.9	42	2.37
K284160		9.01	<0.005	9	0.52	3.79	6	550	1.11	0.62	15.55	5.53	35.5	6.4	58	2.43
K284161		8.55	<0.005	8	0.32	2.87	24	650	0.82	0.66	14.65	0.79	28.8	2.9	21	2.36
K284162		7.48	0.056	125	3.89	4.23	907	800	1.20	2.03	9.45	7.26	40.4	7.2	52	9.03
K284163		6.09	<0.005	61	1.54	4.16	114.5	720	1.38	1.30	5.39	5.00	43.8	8.8	66	3.52
K284164		2.56	0.011	90	2.50	4.13	140.5	680	1.34	2.45	5.99	11.65	44.9	8.9	65	3.66
K284165		8.04	0.006	11	0.75	5.10	32.3	800	1.61	0.56	4.10	0.87	49.8	9.3	83	6.20
K284166		7.96	0.009	19	0.74	4.18	104.0	630	1.32	0.37	4.53	1.56	39.9	8.3	75	3.78
K284167		9.13	<0.005	205	3.13	3.84	45	600	0.99	4.46	10.85	5.87	37.7	6.2	45	2.86
K284168		8.76	<0.005	230	2.69	4.50	106.5	470	1.16	2.87	9.71	15.95	49.9	7.8	43	14.20
K284169		<0.02	<0.005	223	2.74	4.58	85.0	490	1.20	2.75	9.77	15.70	53.8	8.1	49	14.75
K284170		9.21	<0.005	210	0.75	4.66	114	590	1.14	0.62	11.90	4.56	50.2	6.8	45	11.40
K284171		8.55	<0.005	495	6.70	4.14	43	650	1.19	8.75	12.20	32.9	46.7	5.9	37	4.75
K284172		7.92	<0.005	98	4.54	4.39	261	990	1.27	1.00	6.91	6.30	44.5	7.2	60	7.04
K284173		8.08	0.010	22	1.12	4.31	211	890	1.36	0.91	4.56	2.12	42.2	8.2	75	5.19
K284174		8.54	0.006	35	0.89	4.86	55.1	890	1.34	0.42	4.41	5.50	48.0	9.1	79	6.15
K284175		7.49	<0.005	253	10.40	4.31	92.2	1440	0.87	16.55	7.79	44.7	47.9	6.3	54	4.01
K284176		5.28	<0.005	<5	0.02	0.14	<5	30	0.07	0.05	21.0	0.13	1.41	1.3	4	0.63
K284177		8.08	<0.005	413	13.85	3.49	182.0	1080	0.94	12.40	8.55	52.3	37.2	5.4	53	4.28
K284178		7.91	<0.005	189	1.52	3.40	39.0	1450	0.80	1.90	8.28	4.95	33.1	4.1	60	4.63
K284179		7.96	<0.005	207	2.89	2.77	18.3	1500	0.70	3.73	6.82	27.3	30.2	3.6	53	5.05
K284180		0.25	0.008	178	36.8	4.06	386	510	1.21	126.5	7.14	175.5	40.4	9.2	69	6.22
K284181		7.92	<0.005	913	8.27	3.47	28.7	1120	1.05	7.08	7.11	36.8	34.3	5.2	67	5.38
K284182		7.63	<0.005	61	1.23	3.01	58.4	750	0.81	0.87	7.14	2.47	32.1	6.7	64	5.16
K284183		8.58	<0.005	77	1.08	3.44	40.7	1770	1.05	1.15	8.36	4.46	34.0	4.8	59	4.06
K284184		7.47	<0.005	37	0.95	3.67	82.1	1140	1.05	0.78	6.74	1.87	34.4	5.0	74	5.33
K284185		8.48	<0.005	237	15.10	3.14	625	1990	0.85	22.8	7.64	62.4	34.8	5.6	49	3.35
K284186		8.02	<0.005	491	36.6	3.47	764	2130	0.78	59.2	8.54	104.0	40.0	7.8	58	4.69
K284187		6.14	<0.005	<5	0.10	0.07	<5	20	0.06	0.19	21.5	0.43	1.28	1.0	<1	0.14
K284188		7.91	0.016	545	13.80	2.97	200	490	1.07	19.80	8.17	55.2	33.6	6.1	50	3.42
K284189		8.65	<0.005	290	15.85	3.42	300	2220	0.95	33.0	8.70	75.6	35.5	5.9	56	2.86
K284190		8.05	<0.005	475	17.05	3.05	104.0	1690	0.88	35.0	9.31	130.0	29.9	7.0	52	2.63
K284191		8.49	<0.005	337	17.15	2.37	2070	1740	0.79	36.3	7.75	140.0	28.0	8.1	48	2.31
K284192		0.25	0.019	270	22.0	3.94	1050	500	1.09	89.9	8.27	292	41.7	12.4	58	4.40
K284193		7.63	<0.005	145	3.92	2.36	273	840	0.78	6.98	7.13	15.15	25.2	3.4	41	2.70
K284194		8.19	<0.005	128	8.71	2.75	839	630	0.81	19.75	8.67	60.3	32.4	4.6	38	8.42

***** See Appendix Page for comments regarding this certificate *****

ALS Canada Ltd.
2103 Dollarton Hwy
North Vancouver BC V7H 0A7
Phone: 604 984 0221 Fax: 604 984 0218 www.alsglobal.com

To: **SILVER RANGE RESOURCES LTD.**
C/O ARCHER, CATHRO & ASSOCIATES (1981) LIMITED
1016-510 W HASTINGS ST
VANCOUVER BC V6B 1L8

Finalized Date: 2-JUL-2012
Account: RANSIL

Project: Keg-Main-Group 1

CERTIFICATE OF ANALYSIS WH12138332

Sample Description	Method	ME-MS61	ME-MS61	ME-MS61	ME-MS61	ME-MS61	ME-MS61	ME-MS61	ME-MS61	ME-MS61	ME-MS61	ME-MS61	ME-MS61	ME-MS61	ME-MS61	ME-MS61
	Analyte	Cu	Fe	Ga	Ge	Hf	In	K	La	Li	Mg	Mn	Mo	Na	Nb	Ni
	Units	ppm	%	ppm	ppm	ppm	ppm	%	ppm	ppm	%	ppm	ppm	%	ppm	ppm
	LOR	0.2	0.01	0.05	0.05	0.1	0.005	0.01	0.5	0.2	0.01	5	0.05	0.01	0.1	0.2
K284159		44.4	1.99	9.47	0.19	1.6	0.036	1.76	22.7	14.1	1.17	302	24.5	0.66	8.0	52.3
K284160		47.6	1.92	8.97	0.18	1.5	0.045	1.75	19.6	37.3	1.59	337	35.7	0.56	6.9	64.6
K284161		19.4	0.93	6.04	0.12	1.0	0.021	1.55	16.1	21.0	0.84	337	7.05	0.36	4.8	16.4
K284162		350	2.08	11.60	0.20	1.6	0.139	1.57	21.6	76.3	1.48	894	8.36	0.14	8.2	37.9
K284163		259	2.10	11.60	0.18	2.0	0.139	1.82	25.4	46.9	2.25	644	7.54	0.44	8.1	55.3
K284164		321	2.00	11.80	0.23	2.0	0.269	1.69	26.3	46.2	2.17	747	6.79	0.46	8.1	52.9
K284165		110.5	2.26	14.00	0.23	2.3	0.046	2.49	28.1	34.2	2.11	267	7.13	0.53	9.7	53.3
K284166		110.5	2.01	11.65	0.20	2.0	0.054	1.84	23.7	28.8	1.93	356	8.00	0.38	7.9	56.0
K284167		130.0	1.98	9.88	0.18	1.5	0.266	1.41	21.3	37.7	2.32	1560	3.40	0.22	7.4	32.7
K284168		459	2.19	11.15	0.19	1.7	0.449	1.08	25.5	17.1	2.57	1460	1.91	0.18	9.4	29.0
K284169		501	2.25	11.45	0.19	1.7	0.453	1.13	27.2	18.4	2.61	1460	2.08	0.19	9.8	30.0
K284170		203	2.10	11.00	0.16	1.6	0.193	1.07	26.1	23.5	2.68	1990	2.08	0.20	9.7	28.5
K284171		505	1.94	10.20	0.22	1.5	0.786	0.96	24.4	26.6	2.65	1770	1.32	0.18	8.8	20.6
K284172		233	1.75	11.35	0.19	1.9	0.197	2.40	22.6	32.8	2.30	787	5.11	0.29	8.4	44.0
K284173		128.5	2.12	11.75	0.23	2.0	0.053	2.10	24.1	33.2	2.02	380	6.31	0.49	8.1	50.5
K284174		251	2.30	13.95	0.27	2.2	0.117	2.37	28.8	44.8	2.08	409	5.16	0.59	9.3	51.9
K284175		929	2.04	10.45	0.29	1.9	1.350	2.76	25.5	55.1	2.55	1420	3.95	0.21	8.9	37.0
K284176		3.3	0.47	0.41	0.09	<0.1	0.006	0.06	0.7	1.3	12.45	198	0.12	0.01	0.4	3.8
K284177		965	2.12	8.98	0.39	1.4	0.996	1.81	21.6	48.6	2.73	1560	3.88	0.17	7.0	30.0
K284178		82.1	1.73	8.25	0.18	1.4	0.149	2.03	20.6	33.9	2.49	1420	4.31	0.12	6.3	30.1
K284179		150.0	1.54	6.55	0.17	1.2	0.658	1.83	18.3	26.0	2.35	1160	3.86	0.11	5.6	22.6
K284180		1070	5.23	12.00	0.38	1.3	9.61	1.62	22.3	37.1	2.17	1820	13.05	0.20	8.0	48.3
K284181		1015	1.59	10.10	0.22	1.5	1.175	1.76	19.9	18.9	2.14	928	3.63	0.20	6.6	32.6
K284182		146.0	1.54	6.61	0.17	1.2	0.065	1.32	19.7	21.9	1.92	723	4.17	0.20	5.3	44.2
K284183		107.0	1.58	8.98	0.16	1.5	0.129	2.23	21.0	26.1	2.63	953	4.45	0.14	6.7	33.9
K284184		138.5	1.42	9.07	0.18	1.7	0.078	2.32	21.0	26.7	2.64	553	5.32	0.16	6.8	37.9
K284185		837	1.70	7.44	0.28	1.5	1.600	2.36	21.7	47.7	2.73	1060	4.34	0.11	7.1	31.2
K284186		1990	2.39	8.36	0.46	1.6	3.27	2.59	25.5	38.8	3.19	1520	5.86	0.15	7.6	45.5
K284187		7.8	0.46	0.25	<0.05	<0.1	0.014	0.03	0.6	1.3	13.55	201	0.28	0.01	0.4	0.7
K284188		1990	2.18	7.92	0.26	1.4	1.515	0.94	20.5	37.5	2.63	938	3.83	0.16	5.9	35.1
K284189		861	2.10	7.53	0.25	1.6	1.855	2.34	21.7	53.2	3.32	1380	5.00	0.17	6.9	41.1
K284190		789	2.25	7.19	0.26	1.5	3.02	2.18	16.5	22.8	3.27	1580	3.04	0.12	6.6	37.6
K284191		541	2.01	6.12	0.25	1.3	3.24	1.83	17.2	33.2	2.90	1260	2.84	0.07	5.3	27.6
K284192		1810	5.89	11.10	0.31	1.2	21.8	1.43	22.4	31.5	2.06	2590	14.40	0.17	7.5	45.9
K284193		356	1.48	6.02	0.13	1.2	0.335	1.39	15.2	37.3	2.65	903	2.88	0.07	4.7	18.0
K284194		205	2.28	6.58	0.18	1.1	1.450	1.04	18.3	34.6	3.19	1840	2.16	0.14	5.2	28.1

***** See Appendix Page for comments regarding this certificate *****

ALS Canada Ltd.
2103 Dollarton Hwy
North Vancouver BC V7H 0A7
Phone: 604 984 0221 Fax: 604 984 0218 www.alsglobal.com

To: **SILVER RANGE RESOURCES LTD.**
C/O ARCHER, CATHRO & ASSOCIATES (1981) LIMITED
1016-510 W HASTINGS ST
VANCOUVER BC V6B 1L8

Finalized Date: 2-JUL-2012
Account: RANSIL

Project: Keg-Main-Group 1

CERTIFICATE OF ANALYSIS WH12138332

Sample Description	Method	ME-MS61	ME-MS61	ME-MS61	ME-MS61	ME-MS61	ME-MS61	ME-MS61	ME-MS61	ME-MS61	ME-MS61	ME-MS61	ME-MS61	ME-MS61	ME-MS61	ME-MS61
	Analyte	P	Pb	Rb	Re	S	Sb	Sc	Se	Sn	Sr	Ta	Te	Th	Ti	Tl
	Units	ppm	ppm	ppm	ppm	%	ppm	ppm	ppm	ppm	ppm	ppm	ppm	ppm	%	ppm
	LOR	10	0.5	0.1	0.002	0.01	0.05	0.1	1	0.2	0.2	0.05	0.05	0.2	0.005	0.02
K284159		550	20.4	79.8	0.027	1.06	9.89	7.3	12	5.5	434	0.59	0.08	6.5	0.250	1.15
K284160		790	20.5	77.2	0.038	1.16	10.85	7.1	14	5.4	441	0.52	0.09	5.7	0.218	1.35
K284161		470	37.3	71.8	0.007	0.38	12.55	3.8	3	6.6	341	0.37	<0.05	4.0	0.154	0.76
K284162		490	572	101.5	0.019	0.72	2640	8.4	17	126.0	182.5	0.60	0.06	6.6	0.249	0.89
K284163		760	227	88.6	0.036	0.79	23.8	12.8	13	61.0	179.5	0.59	0.11	6.7	0.244	0.83
K284164		740	452	83.7	0.036	0.72	280	12.6	16	76.2	185.0	0.59	0.11	6.9	0.249	0.77
K284165		810	41.3	132.0	0.037	1.02	6.76	14.6	17	13.5	246	0.69	0.18	8.1	0.289	1.22
K284166		820	28.1	95.2	0.035	0.90	47.6	13.0	13	18.4	202	0.57	0.13	6.7	0.240	0.84
K284167		560	1020	70.2	0.015	0.40	13.05	8.4	18	196.0	216	0.53	0.08	5.8	0.226	0.62
K284168		630	495	57.2	0.010	0.47	9.08	8.3	14	210	283	0.68	0.05	7.9	0.283	0.51
K284169		650	477	60.4	0.010	0.50	8.66	8.6	14	197.5	296	0.72	0.05	8.0	0.290	0.52
K284170		690	95.1	58.2	0.010	0.24	5.73	8.6	6	199.5	255	0.72	<0.05	8.0	0.293	0.49
K284171		590	1760	51.1	0.005	0.36	7.91	7.1	27	470	245	0.64	0.08	7.4	0.268	0.47
K284172		560	159.0	125.0	0.024	0.56	12.35	10.4	12	90.5	213	0.62	0.09	7.3	0.251	1.08
K284173		710	104.5	112.5	0.033	0.96	14.40	12.9	19	20.4	263	0.59	0.15	6.9	0.246	0.99
K284174		1080	11.9	130.0	0.041	1.04	26.3	13.7	18	35.8	246	0.66	0.15	7.6	0.274	1.23
K284175		840	1670	137.5	0.027	0.65	10.85	8.8	37	215	208	0.69	0.13	7.4	0.268	1.32
K284176		200	4.2	3.5	<0.002	<0.01	0.09	0.3	1	0.5	45.4	<0.05	<0.05	<0.2	0.006	<0.02
K284177		940	4330	88.2	0.023	0.64	14.25	8.6	70	332	192.5	0.51	0.26	5.4	0.220	0.82
K284178		1470	417	97.8	0.025	0.21	6.02	7.7	12	183.5	174.0	0.48	0.09	4.9	0.204	0.90
K284179		1210	726	89.6	0.029	0.19	5.73	7.2	13	185.5	131.5	0.42	0.05	4.3	0.182	0.80
K284180		1150	2680	84.0	0.014	2.63	11.85	8.0	62	139.0	189.0	0.57	0.53	6.2	0.250	0.86
K284181		1030	1290	86.0	0.024	0.50	5.95	8.7	32	>500	170.0	0.51	0.15	5.3	0.215	0.79
K284182		1010	98.5	62.6	0.053	0.25	8.49	7.7	12	63.8	211	0.40	0.11	4.4	0.173	0.53
K284183		1230	146.5	105.5	0.024	0.09	10.85	8.3	8	79.7	208	0.49	0.09	5.2	0.222	0.92
K284184		1450	98.4	117.0	0.037	0.32	11.55	9.2	10	36.6	198.5	0.51	0.14	5.5	0.217	1.02
K284185		1510	2430	119.5	0.021	0.54	53.1	7.2	43	193.5	175.0	0.53	0.20	5.3	0.223	1.13
K284186		2370	5470	123.0	0.033	0.97	5.69	8.3	93	421	221	0.56	0.38	5.5	0.232	1.31
K284187		220	16.7	1.6	<0.002	0.01	0.23	0.2	1	1.4	47.3	<0.05	<0.05	<0.2	<0.005	<0.02
K284188		1510	1910	47.2	0.019	0.89	9.12	7.5	42	460	196.0	0.38	0.20	4.1	0.186	0.45
K284189		1990	2470	111.0	0.032	0.59	8.53	7.3	39	234	188.5	0.50	0.17	4.9	0.236	1.11
K284190		1070	2750	96.7	0.021	0.84	3.90	6.8	46	421	139.5	0.47	0.18	4.4	0.232	0.97
K284191		1430	2700	88.7	0.021	0.82	14.65	6.0	47	272	114.0	0.39	0.36	3.8	0.183	0.90
K284192		820	1480	66.4	0.016	2.84	8.47	6.2	51	232	158.5	0.53	0.45	5.2	0.258	0.59
K284193		900	648	67.1	0.017	0.25	4.68	5.6	13	115.5	129.0	0.33	0.07	3.4	0.163	0.58
K284194		720	1310	47.7	0.021	0.41	4.42	6.0	24	118.0	175.5	0.38	0.14	4.0	0.181	0.46

***** See Appendix Page for comments regarding this certificate *****

ALS Canada Ltd.
2103 Dollarton Hwy
North Vancouver BC V7H 0A7
Phone: 604 984 0221 Fax: 604 984 0218 www.alsglobal.com

To: **SILVER RANGE RESOURCES LTD.**
C/ O ARCHER, CATHRO & ASSOCIATES (1981) LIMITED
1016- 510 W HASTINGS ST
VANCOUVER BC V6B 1L8

Finalized Date: 2- JUL- 2012
Account: RANSIL

Project: Keg- Main- Group 1

CERTIFICATE OF ANALYSIS WH12138332

Sample Description	Method	ME- MS61	ME- MS61	ME- MS61	ME- MS61	ME- MS61	ME- MS61	Zn- OG62
	Analyte	U	V	W	Y	Zn	Zr	Zn
	Units	ppm	ppm	ppm	ppm	ppm	ppm	%
	LOR	0.1	1	0.1	0.1	2	0.5	0.001
K284159		3.3	199	1.0	21.4	212	55.9	
K284160		4.4	260	0.9	19.8	343	51.5	
K284161		2.0	54	0.8	14.4	50	36.5	
K284162		2.9	126	3.9	21.0	385	53.8	
K284163		4.3	107	1.5	28.2	322	75.4	
K284164		4.4	106	1.7	28.2	630	74.0	
K284165		4.5	116	1.3	31.9	69	88.2	
K284166		4.5	114	1.2	28.8	116	75.5	
K284167		2.8	71	1.4	23.0	344	55.7	
K284168		2.6	65	1.7	23.9	891	55.7	
K284169		2.7	68	1.7	25.2	872	58.0	
K284170		2.8	76	2.0	25.2	310	53.0	
K284171		2.3	51	4.5	23.2	1740	47.4	
K284172		3.2	96	2.8	23.4	357	67.6	
K284173		4.0	103	1.9	28.0	141	75.1	
K284174		4.6	104	1.5	34.9	299	85.1	
K284175		3.3	71	1.4	28.3	2350	63.2	
K284176		0.5	2	0.1	0.9	18	0.5	
K284177		3.1	81	1.1	24.7	2660	49.6	
K284178		2.9	90	1.4	24.5	310	48.4	
K284179		2.7	76	1.0	21.7	1490	43.4	
K284180		3.3	118	3.1	23.1	8200	45.1	
K284181		2.8	84	1.1	23.4	1680	52.0	
K284182		3.0	75	1.0	22.3	168	42.8	
K284183		3.1	81	1.3	25.5	285	52.4	
K284184		3.8	109	1.1	27.1	118	63.2	
K284185		3.2	62	2.0	25.9	3220	53.6	
K284186		4.2	71	1.1	32.4	5100	61.2	
K284187		0.5	2	0.1	1.0	34	<0.5	
K284188		3.4	60	1.0	27.1	2900	52.5	
K284189		3.7	73	1.7	30.2	4080	59.6	
K284190		3.2	64	0.7	24.2	6780	49.1	
K284191		3.6	60	0.9	22.2	7390	45.5	
K284192		2.9	102	4.5	21.5	>10000	39.5	1.445
K284193		2.4	56	1.3	19.5	884	40.4	
K284194		2.4	56	1.8	19.0	3350	35.5	

***** See Appendix Page for comments regarding this certificate *****

ALS Canada Ltd.
2103 Dollarton Hwy
North Vancouver BC V7H 0A7
Phone: 604 984 0221 Fax: 604 984 0218 www.alsglobal.com

To: **SILVER RANGE RESOURCES LTD.**
C/O ARCHER, CATHRO & ASSOCIATES (1981) LIMITED
1016-510 W HASTINGS ST
VANCOUVER BC V6B 1L8

Project: Keg-Main-Group 1

Finalized Date: 2-JUL-2012
Account: RANSIL

CERTIFICATE OF ANALYSIS WH12138332

Method	CERTIFICATE COMMENTS
ME-MS61	Interference: Ca>10% on ICP-MS As, ICP-AES results shown.
ME-MS61	REE's may not be totally soluble in this method.

ALS Canada Ltd.

2103 Dollarton Hwy
North Vancouver BC V7H 0A7
Phone: 604 984 0221 Fax: 604 984 0218 www.alsglobal.com

To: **SILVER RANGE RESOURCES LTD.**
C/O ARCHER, CATHRO & ASSOCIATES (1981) LIMITED
1016-510 W HASTINGS ST
VANCOUVER BC V6B 1L8

Finalized Date: 2-JUL-2012
Account: RANSIL

CERTIFICATE WH12138333

Project: Keg-Main-Group 1

P.O. No.: Batch 8

This report is for 36 Drill Core samples submitted to our lab in Whitehorse, YT, Canada on 17-JUN-2012.

The following have access to data associated with this certificate:

MATT DUMALA	JOAN MARIACHER	

SAMPLE PREPARATION

ALS CODE	DESCRIPTION
WEI-21	Received Sample Weight
LOG-22	Sample login - Rcd w/o BarCode
CRU-31	Fine crushing - 70%<2mm
CRU-QC	Crushing QC Test
SPL-21	Split sample - riffle splitter
PUL-QC	Pulverizing QC Test
PUL-31	Pulverize split to 85%<75 um
LOG-22d	Sample login - Rcd w/o BarCode dup
SPL-21d	Split sample - duplicate
PUL-31d	Pulverize Split - duplicate
LOG-23	Pulp Login - Rcvd with Barcode

ANALYTICAL PROCEDURES

ALS CODE	DESCRIPTION	INSTRUMENT
Au-AA24	Au 50g FA AA finish	AAS
ME-OG62	Ore Grade Elements - Four Acid	ICP-AES
Sn-XRF05	Sn-Trace Level XRF Analysis	XRF
ME-MS61	48 element four acid ICP-MS	
Zn-OG62	Ore Grade Zn - Four Acid	VARIABLE

To: **SILVER RANGE RESOURCES LTD.**
ATTN: JOAN MARIACHER
C/O ARCHER, CATHRO & ASSOCIATES (1981) LIMITED
1016-510 W HASTINGS ST
VANCOUVER BC V6B 1L8

This is the Final Report and supersedes any preliminary report with this certificate number. Results apply to samples as submitted. All pages of this report have been checked and approved for release.

***** See Appendix Page for comments regarding this certificate *****

Signature: 

Colin Ramshaw, Vancouver Laboratory Manager

ALS Canada Ltd.
2103 Dollarton Hwy
North Vancouver BC V7H 0A7
Phone: 604 984 0221 Fax: 604 984 0218 www.alsglobal.com

To: **SILVER RANGE RESOURCES LTD.**
C/O ARCHER, CATHRO & ASSOCIATES (1981) LIMITED
1016-510 W HASTINGS ST
VANCOUVER BC V6B 1L8

Finalized Date: 2-JUL-2012
Account: RANSIL

Project: Keg-Main-Group 1

CERTIFICATE OF ANALYSIS WH12138333

Sample Description	Method	WEI-21	Au-AA24	Sn-XRF05	ME-MS61	ME-MS61	ME-MS61	ME-MS61	ME-MS61	ME-MS61	ME-MS61	ME-MS61	ME-MS61	ME-MS61	ME-MS61	ME-MS61
	Analyte	Recvd Wt.	Au	Sn	Ag	Al	As	Ba	Be	Bi	Ca	Cd	Ce	Co	Cr	Cs
	Units	kg	ppm	ppm	ppm	%	ppm	ppm	ppm	ppm	%	ppm	ppm	ppm	ppm	ppm
	LOR	0.02	0.005	5	0.01	0.01	0.2	10	0.05	0.01	0.01	0.02	0.01	0.1	1	0.05
K284195		7.57	<0.005	109	0.72	4.01	202	1220	1.23	1.65	8.71	10.60	36.2	3.4	59	5.79
K284196		7.97	<0.005	408	11.40	3.57	76	860	0.78	25.4	10.55	30.3	33.9	5.0	70	5.42
K284197		8.34	<0.005	138	1.19	3.77	60.2	2140	1.05	1.91	7.19	7.79	34.5	4.3	66	3.67
K284198		7.50	<0.005	<5	0.16	0.10	<5	30	0.06	0.33	21.3	0.60	1.35	1.1	3	0.28
K284199		7.37	<0.005	145	4.99	3.54	52.8	2440	0.94	10.35	8.63	11.15	37.3	6.7	77	4.51
K284200		7.90	<0.005	157	1.00	3.69	63.5	1970	0.96	1.50	9.74	3.25	32.5	5.6	83	5.79
K284201		7.96	<0.005	500	11.55	3.30	99.3	850	0.92	26.4	9.64	39.5	37.1	4.8	52	4.47
K284202		7.34	<0.005	557	12.70	3.60	80.5	1370	1.00	28.0	8.56	35.6	36.9	5.1	54	3.08
K284203		7.59	<0.005	431	15.20	3.53	174.5	1560	0.84	33.1	8.25	45.2	37.9	6.7	56	4.36
K284204		8.21	<0.005	287	8.22	3.76	60.5	1610	1.05	17.40	9.74	39.4	32.2	5.3	66	3.06
K284205		0.25	0.007	178	34.1	3.95	360	470	1.06	125.0	6.96	166.5	39.7	7.9	65	5.43
K284206		8.09	<0.005	66	2.36	2.77	41.1	940	0.74	4.09	9.21	3.66	27.6	4.0	52	2.09
K284207		7.36	<0.005	44	1.72	3.42	57.7	1930	0.85	2.86	8.00	3.91	34.7	4.8	65	3.19
K284208		8.13	0.075	105	3.16	3.21	37	1270	0.98	31.2	10.20	6.70	29.4	4.8	58	2.82
K284209		7.78	<0.005	130	2.44	2.75	54	1560	0.73	5.21	11.40	3.44	26.9	3.5	37	2.33
K284210		7.96	<0.005	99	1.80	2.99	72.2	1470	0.77	3.72	6.45	18.45	28.8	5.0	51	2.61
K284211		7.52	<0.005	83	2.77	3.14	25.3	1710	0.84	6.09	7.82	8.41	31.0	3.7	59	3.29
K284212		7.06	<0.005	33	0.53	3.18	22.2	1690	0.86	0.37	5.43	0.32	32.0	3.2	60	3.29
K284213		3.28	<0.005	29	0.54	3.34	39.2	1550	1.22	0.35	5.56	0.40	33.7	3.7	65	3.94
K284214		8.24	<0.005	38	0.65	3.49	34.4	870	0.98	0.59	7.92	0.65	33.5	3.8	60	4.54
K284215		8.05	<0.005	37	1.38	3.34	24.7	660	0.83	0.94	8.21	3.06	33.7	4.1	57	6.12
K284216		4.45	<0.005	42	1.00	3.41	27.6	1130	0.92	0.75	9.25	2.72	35.0	4.7	56	2.73
K284217		3.88	0.012	1345	36.7	3.67	93	720	1.09	88.2	10.05	562	36.9	12.9	52	3.62
K284218		6.86	<0.005	<5	0.02	0.15	<5	40	0.09	0.02	20.6	0.31	1.58	1.4	4	1.13
K284219		7.98	<0.005	79	1.09	5.09	33.2	740	1.25	0.73	7.73	5.00	54.9	6.0	63	9.99
K284220		6.77	0.010	10	1.14	4.27	16.8	700	0.98	0.26	4.35	0.60	45.9	6.3	72	8.42
K284221		5.93	<0.005	20	0.49	4.58	39.0	940	1.38	0.88	8.43	4.92	49.4	6.1	64	6.23
K284222		<0.02	<0.005	22	0.48	4.57	36.7	950	1.28	0.77	8.47	4.86	46.4	6.1	59	5.96
K284223		4.14	<0.005	39	0.41	5.29	62.8	1420	1.29	0.80	8.08	16.00	48.9	7.1	73	5.16
K284224		6.84	<0.005	70	0.33	4.07	47	1430	0.99	0.82	10.15	6.49	36.7	4.5	56	4.28
K284225		6.30	<0.005	260	0.16	5.11	95	270	0.95	0.46	13.20	2.48	44.3	7.8	59	3.00
K284226		7.14	<0.005	132	0.08	4.25	52	1030	1.37	0.26	11.60	2.33	40.1	4.4	50	5.03
K284227		0.26	<0.005	168	15.25	4.48	121.5	1440	1.30	47.5	7.98	60.0	47.4	6.5	67	5.81
K284228		5.34	<0.005	95	0.18	4.53	94	620	1.06	0.52	12.00	6.92	44.6	7.3	92	2.90
K284229		7.03	<0.005	44	0.28	5.37	99.9	1680	1.23	0.62	8.98	3.93	46.7	8.5	85	5.48
K284230		6.96	<0.005	56	0.40	5.09	47.0	1360	1.45	2.23	8.74	20.6	50.9	7.8	73	9.91

***** See Appendix Page for comments regarding this certificate *****

ALS Canada Ltd.
2103 Dollarton Hwy
North Vancouver BC V7H 0A7
Phone: 604 984 0221 Fax: 604 984 0218 www.alsglobal.com

To: **SILVER RANGE RESOURCES LTD.**
C/O ARCHER, CATHRO & ASSOCIATES (1981) LIMITED
1016-510 W HASTINGS ST
VANCOUVER BC V6B 1L8

Finalized Date: 2-JUL-2012
Account: RANSIL

Project: Keg-Main-Group 1

CERTIFICATE OF ANALYSIS WH12138333

Sample Description	Method	ME-MS61	ME-MS61	ME-MS61	ME-MS61	ME-MS61	ME-MS61	ME-MS61	ME-MS61	ME-MS61	ME-MS61	ME-MS61	ME-MS61	ME-MS61	ME-MS61	ME-MS61
	Analyte	Cu	Fe	Ga	Ge	Hf	In	K	La	Li	Mg	Mn	Mo	Na	Nb	Ni
	Units	ppm	%	ppm	ppm	ppm	ppm	%	ppm	ppm	%	ppm	ppm	%	ppm	ppm
	LOR	0.2	0.01	0.05	0.05	0.1	0.005	0.01	0.5	0.2	0.01	5	0.05	0.01	0.1	0.2
K284195		140.0	1.88	9.50	0.11	1.7	0.275	1.85	19.2	79.5	3.05	1520	4.70	0.16	8.1	27.3
K284196		124.5	2.46	9.42	0.21	1.5	0.509	1.01	22.9	47.5	2.49	2510	6.89	0.13	6.0	46.3
K284197		149.5	1.59	8.30	0.14	1.7	0.182	3.38	19.5	37.8	2.53	1150	5.25	0.17	7.4	35.2
K284198		5.5	0.48	0.27	0.05	<0.1	0.017	0.05	0.7	1.7	12.60	223	0.16	0.01	0.4	2.7
K284199		87.6	1.95	8.13	0.21	1.6	0.177	2.74	24.2	26.2	2.74	1190	6.23	0.14	6.1	52.7
K284200		123.0	1.80	8.68	0.14	1.6	0.058	2.48	21.5	29.2	2.56	1160	6.76	0.13	6.5	46.0
K284201		549	2.54	9.41	0.20	1.4	0.924	1.03	22.5	44.4	2.88	2220	3.84	0.09	6.3	28.0
K284202		460	2.29	9.89	0.23	1.6	0.782	2.09	21.3	51.6	3.24	1920	3.57	0.11	6.9	28.0
K284203		544	2.05	9.56	0.24	1.6	1.020	1.98	22.8	36.7	3.16	1580	5.09	0.08	6.6	41.6
K284204		191.0	2.18	9.53	0.19	1.4	0.774	1.83	21.3	47.6	2.61	1620	6.73	0.13	6.1	45.7
K284205		1050	5.12	10.50	0.31	1.4	8.04	1.63	21.6	36.2	2.10	1780	11.55	0.19	7.4	43.6
K284206		111.0	1.49	7.80	0.13	1.2	0.066	1.25	17.7	16.1	2.14	641	5.05	0.13	4.7	30.5
K284207		153.5	1.55	7.67	0.15	1.6	0.078	2.61	21.1	16.3	2.43	541	4.88	0.21	6.0	37.5
K284208		92.9	1.74	9.59	0.14	1.4	0.134	1.72	17.9	27.9	2.51	868	3.52	0.07	6.0	27.3
K284209		75.1	1.59	7.18	0.13	1.1	0.085	1.69	17.3	33.0	2.29	950	2.80	0.07	4.6	22.2
K284210		390	1.62	7.56	0.13	1.4	0.406	2.35	16.5	53.6	2.27	856	3.58	0.10	5.9	23.7
K284211		98.2	1.56	8.20	0.14	1.5	0.156	2.42	18.2	33.4	2.26	870	4.21	0.11	5.9	24.7
K284212		97.9	1.17	7.42	0.13	1.6	0.028	2.92	18.3	23.6	2.23	426	3.00	0.13	5.9	23.2
K284213		115.5	1.22	8.92	0.15	1.6	0.032	2.91	19.4	26.5	2.21	430	3.52	0.15	6.4	26.3
K284214		125.0	1.51	8.82	0.10	1.4	0.050	1.90	23.5	28.5	2.56	484	3.72	0.17	6.0	28.1
K284215		129.5	1.60	7.63	0.09	1.4	0.075	1.52	23.7	24.2	2.40	504	3.72	0.17	5.8	27.3
K284216		171.0	1.72	8.53	0.10	1.4	0.068	1.65	25.8	18.6	2.31	519	4.47	0.20	5.8	31.2
K284217		2140	3.10	9.05	0.52	1.3	16.20	1.23	24.1	49.8	3.21	1920	2.62	0.14	6.3	23.9
K284218		3.2	0.47	0.41	<0.05	0.1	0.010	0.09	0.7	1.6	13.00	211	0.16	<0.01	0.4	4.0
K284219		312	1.95	11.30	0.11	2.0	0.124	1.90	35.1	46.0	2.89	805	3.88	0.24	9.5	40.6
K284220		83.8	1.72	10.95	0.11	1.9	0.036	1.86	33.9	42.0	1.55	233	4.04	0.14	7.0	41.8
K284221		51.7	1.97	11.40	0.09	1.7	0.079	2.91	31.8	19.4	1.80	469	14.30	0.50	8.1	40.5
K284222		53.5	1.94	11.75	0.09	1.7	0.079	2.92	29.9	18.8	1.76	463	15.10	0.49	8.4	40.9
K284223		44.1	2.17	12.75	0.09	2.0	0.179	3.56	30.6	18.4	1.75	629	22.8	0.27	10.1	54.3
K284224		21.4	1.77	10.05	0.07	1.7	0.125	2.29	24.0	38.6	2.10	1320	9.40	0.26	7.4	42.3
K284225		18.0	2.78	14.40	0.08	1.9	0.221	0.50	30.1	80.5	1.70	1840	56.9	<0.01	6.4	62.1
K284226		11.4	1.86	11.75	0.07	1.7	0.210	1.51	27.9	77.1	2.20	2240	13.45	0.14	7.2	38.2
K284227		769	3.47	11.80	0.16	1.5	2.89	1.93	29.6	36.7	2.20	1740	13.25	0.23	8.4	48.5
K284228		25.0	2.27	12.30	0.08	2.1	0.142	1.22	30.4	51.9	2.00	1200	43.6	0.17	9.3	78.1
K284229		99.5	2.41	14.10	0.12	1.9	0.125	2.33	31.7	41.0	1.83	612	19.45	0.42	8.6	61.3
K284230		125.0	2.61	13.80	0.12	1.8	0.589	2.50	35.3	36.2	2.84	898	8.02	0.27	8.7	43.3

***** See Appendix Page for comments regarding this certificate *****

ALS Canada Ltd.
2103 Dollarton Hwy
North Vancouver BC V7H 0A7
Phone: 604 984 0221 Fax: 604 984 0218 www.alsglobal.com

To: **SILVER RANGE RESOURCES LTD.**
C/O ARCHER, CATHRO & ASSOCIATES (1981) LIMITED
1016-510 W HASTINGS ST
VANCOUVER BC V6B 1L8

Finalized Date: 2-JUL-2012
Account: RANSIL

Project: Keg-Main-Group 1

CERTIFICATE OF ANALYSIS WH12138333

Sample Description	Method	ME-MS61	ME-MS61	ME-MS61	ME-MS61	ME-MS61	ME-MS61	ME-MS61	ME-MS61	ME-MS61	ME-MS61	ME-MS61	ME-MS61	ME-MS61	ME-MS61	ME-MS61
	Analyte	P	Pb	Rb	Re	S	Sb	Sc	Se	Sn	Sr	Ta	Te	Th	Ti	Tl
	Units	ppm	ppm	ppm	ppm	%	ppm	ppm	ppm	ppm	ppm	ppm	ppm	ppm	%	ppm
	LOR	10	0.5	0.1	0.002	0.01	0.05	0.1	1	0.2	0.2	0.05	0.05	0.2	0.005	0.02
K284195		780	43.4	93.4	0.023	0.18	24.1	10.0	4	108.5	241	0.58	<0.05	5.7	0.273	0.71
K284196		1710	2040	49.7	0.045	0.31	11.30	7.8	32	384	127.5	0.44	0.16	4.2	0.206	0.53
K284197		960	141.5	159.0	0.028	0.31	9.94	9.9	9	129.5	187.0	0.51	0.05	5.2	0.249	1.26
K284198		200	23.4	2.6	<0.002	0.01	0.18	0.3	1	3.0	44.6	<0.05	<0.05	<0.2	0.006	0.02
K284199		1570	1035	133.5	0.043	0.20	5.26	9.4	21	144.0	195.0	0.45	0.12	4.6	0.210	1.08
K284200		1500	138.0	119.5	0.040	0.13	6.69	8.4	7	161.0	198.0	0.46	0.05	4.6	0.223	0.91
K284201		1050	1835	50.2	0.028	0.42	10.55	8.9	31	421	155.5	0.45	0.15	4.6	0.218	0.54
K284202		1020	2240	103.5	0.020	0.34	8.08	9.8	37	480	131.5	0.49	0.20	5.0	0.237	0.95
K284203		1170	2650	96.4	0.039	0.34	7.50	9.6	41	392	149.0	0.46	0.20	4.7	0.222	0.90
K284204		1500	1690	90.3	0.046	0.28	6.38	8.1	27	277	178.5	0.43	0.14	4.3	0.203	0.80
K284205		1100	2580	79.6	0.012	2.60	11.45	7.0	53	146.5	181.0	0.51	0.46	5.0	0.249	0.80
K284206		1260	347	58.6	0.030	0.13	4.80	6.2	15	60.7	123.5	0.35	0.13	3.5	0.163	0.49
K284207		1540	178.0	120.5	0.038	0.21	5.47	7.3	11	39.9	189.0	0.44	0.09	4.5	0.203	1.04
K284208		1390	295	77.5	0.021	0.11	6.01	6.5	10	105.5	132.0	0.43	0.17	4.1	0.208	0.66
K284209		1260	333	82.7	0.021	0.10	5.74	4.4	10	130.0	157.0	0.33	0.07	3.1	0.157	0.72
K284210		1000	114.5	107.5	0.023	0.28	7.69	7.1	8	94.6	145.0	0.44	0.06	4.2	0.206	0.90
K284211		1190	349	112.0	0.032	0.18	6.59	7.2	11	86.3	168.0	0.44	0.09	4.1	0.207	0.95
K284212		1320	13.8	133.0	0.016	0.12	2.85	9.5	5	27.2	187.0	0.41	0.06	4.4	0.205	1.08
K284213		1290	12.9	136.0	0.017	0.17	3.79	11.4	6	26.9	202	0.42	0.06	4.6	0.215	1.07
K284214		1220	29.1	79.1	0.027	0.32	4.72	7.6	8	36.7	239	0.51	0.08	5.7	0.207	0.71
K284215		1120	55.3	66.7	0.023	0.32	6.35	6.5	12	42.5	205	0.51	0.27	5.3	0.195	0.57
K284216		1200	71.1	68.1	0.027	0.30	6.53	7.7	11	40.5	203	0.50	0.08	5.7	0.201	0.62
K284217		850	4870	59.4	0.027	2.38	7.90	7.3	115	>500	204	0.54	0.86	6.8	0.225	0.78
K284218		170	3.9	5.6	<0.002	0.01	<0.05	0.3	<1	0.7	51.0	<0.05	<0.05	0.2	0.005	0.03
K284219		1070	44.8	85.9	0.038	0.52	4.04	9.1	12	78.9	297	0.79	0.07	8.8	0.296	0.77
K284220		1330	8.9	84.8	0.046	0.48	4.68	11.5	15	7.0	165.5	0.64	0.20	7.6	0.238	0.98
K284221		1500	26.5	136.0	0.017	0.29	2.73	7.3	5	18.6	242	0.73	<0.05	8.1	0.283	1.52
K284222		1450	23.3	144.5	0.014	0.28	2.71	7.2	5	17.7	241	0.69	<0.05	7.6	0.285	1.42
K284223		1080	25.2	178.0	0.028	0.21	3.71	8.4	6	35.8	218	0.83	<0.05	8.9	0.328	1.71
K284224		1580	30.4	115.0	0.016	0.11	4.35	7.3	3	67.9	233	0.62	<0.05	7.2	0.250	1.15
K284225		2320	14.6	31.4	0.069	0.10	19.00	8.0	2	222	78.4	0.66	<0.05	7.3	0.241	0.34
K284226		1820	8.3	81.3	0.024	0.06	6.54	7.3	1	115.5	185.0	0.59	<0.05	6.5	0.238	0.73
K284227		1140	1020	85.7	0.016	1.00	8.29	7.8	25	132.0	212	0.72	0.25	8.1	0.288	0.90
K284228		2000	12.7	72.1	0.084	0.20	8.36	9.2	4	95.8	146.5	0.76	<0.05	8.3	0.297	0.62
K284229		2370	12.4	111.0	0.037	0.61	4.03	10.3	10	44.0	212	0.73	<0.05	9.6	0.311	1.43
K284230		2840	13.3	118.0	0.014	0.66	4.90	8.7	9	57.6	253	0.76	<0.05	8.6	0.309	1.29

***** See Appendix Page for comments regarding this certificate *****

ALS Canada Ltd.
2103 Dollarton Hwy
North Vancouver BC V7H 0A7
Phone: 604 984 0221 Fax: 604 984 0218 www.alsglobal.com

To: **SILVER RANGE RESOURCES LTD.**
C/O ARCHER, CATHRO & ASSOCIATES (1981) LIMITED
1016-510 W HASTINGS ST
VANCOUVER BC V6B 1L8

Finalized Date: 2-JUL-2012
Account: RANSIL

Project: Keg-Main-Group 1

CERTIFICATE OF ANALYSIS WH12138333

Sample Description	Method	ME-MS61	ME-MS61	ME-MS61	ME-MS61	ME-MS61	ME-MS61	Zn-OG62
	Analyte	U	V	W	Y	Zn	Zr	Zn
	Units	ppm	ppm	ppm	ppm	ppm	ppm	%
	LOR	0.1	1	0.1	0.1	2	0.5	0.001
K284195		2.6	88	1.6	24.1	666	56.1	
K284196		4.5	114	1.5	30.0	1800	52.6	
K284197		2.9	94	1.2	25.5	481	60.2	
K284198		0.5	3	0.1	1.1	45	0.8	
K284199		4.3	116	1.4	31.9	717	58.8	
K284200		3.8	125	1.5	29.3	259	60.2	
K284201		2.8	82	1.1	27.2	2170	48.0	
K284202		2.8	86	1.0	27.2	1980	54.2	
K284203		3.3	92	1.1	28.6	2500	55.4	
K284204		4.1	113	1.8	28.5	2240	54.2	
K284205		2.9	115	2.7	22.9	8130	47.0	
K284206		3.6	77	1.3	23.0	237	43.7	
K284207		3.7	105	1.2	28.1	241	55.4	
K284208		2.7	76	1.3	24.8	434	47.2	
K284209		2.7	54	1.6	21.8	251	36.6	
K284210		2.5	76	1.1	21.6	1040	46.6	
K284211		3.0	93	1.5	24.5	502	50.0	
K284212		2.5	79	0.7	26.2	37	55.4	
K284213		2.5	87	0.7	27.6	41	61.7	
K284214		3.4	95	1.1	28.6	63	59.3	
K284215		3.0	89	1.1	27.6	171	56.0	
K284216		4.1	87	1.2	30.3	165	54.7	
K284217		3.3	78	3.1	25.3	>10000	47.8	2.80
K284218		0.7	5	0.1	1.0	30	1.8	
K284219		4.3	93	1.2	36.4	279	79.1	
K284220		5.1	100	0.9	40.9	65	70.0	
K284221		4.8	269	1.2	29.8	334	62.7	
K284222		4.5	273	1.2	30.8	319	66.7	
K284223		5.3	574	1.8	31.1	897	76.6	
K284224		3.7	176	1.9	29.6	483	69.4	
K284225		7.5	203	3.4	29.1	220	68.8	
K284226		4.1	169	2.0	31.4	188	68.6	
K284227		4.0	135	2.7	29.0	3160	53.5	
K284228		6.9	650	2.6	35.1	487	88.3	
K284229		6.3	246	1.8	35.6	331	78.7	
K284230		4.7	135	1.7	39.0	1480	69.1	

***** See Appendix Page for comments regarding this certificate *****

ALS Canada Ltd.
2103 Dollarton Hwy
North Vancouver BC V7H 0A7
Phone: 604 984 0221 Fax: 604 984 0218 www.alsglobal.com

To: **SILVER RANGE RESOURCES LTD.**
C/O ARCHER, CATHRO & ASSOCIATES (1981) LIMITED
1016-510 W HASTINGS ST
VANCOUVER BC V6B 1L8

Project: Keg-Main-Group 1

Finalized Date: 2-JUL-2012
Account: RANSIL

CERTIFICATE OF ANALYSIS WH12138333

Method	CERTIFICATE COMMENTS
ME-MS61	Interference: Ca>10% on ICP-MS As, ICP-AES results shown.
ME-MS61	REE's may not be totally soluble in this method.

ALS Canada Ltd.

2103 Dollarton Hwy
North Vancouver BC V7H 0A7
Phone: 604 984 0221 Fax: 604 984 0218 www.alsglobal.com

To: **SILVER RANGE RESOURCES LTD.**
C/O ARCHER, CATHRO & ASSOCIATES (1981) LIMITED
1016-510 W HASTINGS ST
VANCOUVER BC V6B 1L8

Finalized Date: 11-JUL-2012
Account: RANSIL

CERTIFICATE WH12138799

Project: Keg-Hammer

P.O. No.: Batch 2

This report is for 36 Drill Core samples submitted to our lab in Whitehorse, YT, Canada on 19-JUN-2012.

The following have access to data associated with this certificate:

MATT DUMALA	JOAN MARIACHER	

SAMPLE PREPARATION

ALS CODE	DESCRIPTION
WEI-21	Received Sample Weight
LOG-22	Sample login - Rcd w/o BarCode
CRU-31	Fine crushing - 70%<2mm
CRU-QC	Crushing QC Test
SPL-21	Split sample - riffle splitter
PUL-QC	Pulverizing QC Test
PUL-31	Pulverize split to 85%<75 um
LOG-22d	Sample login - Rcd w/o BarCode dup
SPL-21d	Split sample - duplicate
PUL-31d	Pulverize Split - duplicate
LOG-23	Pulp Login - Rcvd with Barcode

ANALYTICAL PROCEDURES

ALS CODE	DESCRIPTION	INSTRUMENT
Au-AA24	Au 50g FA AA finish	AAS
Au-GRA22	Au 50 g FA-GRAV finish	WST-SIM
ME-OG62	Ore Grade Elements - Four Acid	ICP-AES
Sn-XRF05	Sn-Trace Level XRF Analysis	XRF
ME-MS61	48 element four acid ICP-MS	
Ag-OG62	Ore Grade Ag - Four Acid	VARIABLE
Pb-OG62	Ore Grade Pb - Four Acid	VARIABLE
Zn-OG62	Ore Grade Zn - Four Acid	VARIABLE
Ag-GRA21	Ag 30g FA-GRAV finish	WST-SIM

To: **SILVER RANGE RESOURCES LTD.**
ATTN: JOAN MARIACHER
C/O ARCHER, CATHRO & ASSOCIATES (1981) LIMITED
1016-510 W HASTINGS ST
VANCOUVER BC V6B 1L8

This is the Final Report and supersedes any preliminary report with this certificate number. Results apply to samples as submitted. All pages of this report have been checked and approved for release.

***** See Appendix Page for comments regarding this certificate *****

Signature: 

Colin Ramshaw, Vancouver Laboratory Manager

Comments: Gold assay result for sample L845546 is obtained by fire assay gravimetric offline due to high Ag content in the sample that might have caused incomplete Au dissolution in aqua regia solution.

ALS Canada Ltd.
2103 Dollarton Hwy
North Vancouver BC V7H 0A7
Phone: 604 984 0221 Fax: 604 984 0218 www.alsglobal.com

To: **SILVER RANGE RESOURCES LTD.**
C/O ARCHER, CATHRO & ASSOCIATES (1981) LIMITED
1016-510 W HASTINGS ST
VANCOUVER BC V6B 1L8

Finalized Date: 11-JUL-2012
Account: RANSIL

Project: Keg-Hammer

CERTIFICATE OF ANALYSIS WH12138799

Sample Description	Method / Analyte / Units / LOR	WEI-21 Recvd Wt. kg 0.02	Au-AA24 Au ppm 0.005	Au-GRA22 Au ppm 0.05	Sn-XRF05 Sn ppm 5	ME-MS61 Ag ppm 0.01	ME-MS61 Al % 0.01	ME-MS61 As ppm 0.2	ME-MS61 Ba ppm 10	ME-MS61 Be ppm 0.05	ME-MS61 Bi ppm 0.01	ME-MS61 Ca % 0.01	ME-MS61 Cd ppm 0.02	ME-MS61 Ce ppm 0.01	ME-MS61 Co ppm 0.1	ME-MS61 Cr ppm 1
L845537		1.00	<0.005		10	3.89	6.93	11.5	470	4.23	0.55	0.50	1.76	66.1	3.3	9
L845538		7.02	<0.005		6	1.59	7.07	5.3	530	3.62	0.51	0.82	0.05	76.5	2.5	14
L845539		1.08	<0.005		9	0.22	7.03	4.1	520	3.70	0.43	0.70	0.06	73.1	2.7	12
L845540		2.06	<0.005		9	0.19	7.14	3.5	510	3.27	0.43	0.38	0.06	65.5	2.1	10
L845541		3.86	<0.005		<5	0.01	0.08	<5	10	<0.05	0.06	20.4	0.06	1.46	1.5	1
L845542		1.91	<0.005		10	1.62	7.21	41.7	480	4.68	0.87	0.43	0.45	68.1	2.5	9
L845543		2.34	<0.005		14	8.33	6.54	143.5	320	5.47	0.49	0.33	0.99	61.3	2.5	10
L845544		1.49	<0.005		6	6.72	7.53	6.3	530	5.08	0.43	0.31	0.09	63.3	2.1	9
L845545		1.05	<0.005		<5	0.26	7.56	4.4	540	6.35	0.40	0.58	0.10	56.1	1.7	8
L845546		0.03		6.97	657	>100	0.26	>10000	140	0.11	0.12	0.01	261	4.17	0.6	13
L845547		5.92	<0.005		8	0.30	7.34	5.6	540	5.32	0.48	0.62	0.05	72.0	2.4	13
L845548		1.87	<0.005		9	0.19	6.67	6.2	460	5.76	0.63	0.54	0.08	68.1	2.6	14
L845549		3.91	<0.005		9	0.24	7.23	4.1	490	4.50	0.40	0.69	0.05	57.0	1.9	12
L845550		5.09	<0.005		8	0.14	7.53	3.3	540	4.97	0.34	0.37	0.04	77.6	3.5	15
L845551		3.64	<0.005		<5	0.36	0.11	8	20	0.07	0.43	19.95	0.34	1.49	1.2	2
L845552		1.25	0.009		26	19.25	5.32	779	160	3.02	0.23	0.49	5.41	67.8	2.0	9
L845553		2.15	<0.005		13	0.40	7.56	54.3	370	5.59	0.43	0.24	0.41	72.1	2.6	12
L845554		1.07	<0.005		6	0.19	7.48	4.3	630	4.84	0.39	0.47	0.12	79.9	5.2	13
L845555		3.08	<0.005		7	0.12	7.40	1.2	560	4.95	0.72	1.14	0.04	77.6	3.3	13
L845556		1.45	<0.005		5	0.10	7.21	1.1	560	4.95	0.41	1.12	0.04	73.4	3.4	13
L845557		5.79	<0.005		9	0.12	7.41	0.5	570	5.76	0.33	1.13	0.20	84.7	2.2	11
L845558		6.25	<0.005		6	0.10	6.96	1.5	460	5.53	0.77	0.90	0.10	68.6	1.9	12
L845559		3.46	<0.005		6	0.09	7.00	4.2	490	5.44	0.33	1.47	0.06	62.7	6.1	8
L845560		6.19	<0.005		7	0.08	7.13	1.7	590	5.23	0.53	0.82	0.03	78.7	2.4	12
L845561		3.10	<0.005		9	1.03	6.73	19.5	360	7.35	0.48	0.42	0.08	76.3	1.8	10
L845562		4.53	<0.005		8	0.79	6.91	3.4	520	4.70	0.46	0.28	0.05	76.6	2.2	9
L845563		<0.02	<0.005		6	0.80	7.03	4.0	520	4.73	0.49	0.29	0.06	76.2	2.6	12
L845564		7.41	<0.005		8	0.21	6.63	2.6	510	5.42	0.45	0.79	0.04	71.3	2.2	13
L845565		7.49	<0.005		5	0.02	6.87	1.0	520	5.41	0.41	0.98	0.03	73.2	2.3	12
L845566		5.03	<0.005		8	0.07	7.16	1.0	590	6.43	0.36	0.83	0.03	77.7	2.2	15
L845567		2.69	<0.005		8	0.21	7.24	2.3	550	5.17	0.35	0.51	0.04	74.2	2.0	14
L845568		0.29	0.102		13	58.9	5.12	2450	410	0.84	3.35	6.98	128.0	25.7	13.0	43
L845569		1.12	<0.005		9	1.17	6.59	115.0	330	7.02	0.34	0.19	0.36	72.4	2.7	11
L845570		2.34	<0.005		9	0.21	7.43	4.0	580	4.56	0.37	0.23	0.06	76.8	2.9	11
L845571		3.28	<0.005		7	0.21	7.26	6.2	600	5.50	0.37	0.37	0.08	81.2	3.1	10
L845572		5.61	<0.005		7	0.11	7.08	1.9	530	5.03	0.42	0.53	0.02	73.3	2.4	12

Comments: Gold assay result for sample L845546 is obtained by fire assay gravimetric offline due to high Ag content in the sample that might have caused incomplete Au dissolution in aqua regia solution.

***** See Appendix Page for comments regarding this certificate *****

ALS Canada Ltd.
2103 Dollarton Hwy
North Vancouver BC V7H 0A7
Phone: 604 984 0221 Fax: 604 984 0218 www.alsglobal.com

To: **SILVER RANGE RESOURCES LTD.**
C/O ARCHER, CATHRO & ASSOCIATES (1981) LIMITED
1016-510 W HASTINGS ST
VANCOUVER BC V6B 1L8

Finalized Date: 11-JUL-2012
Account: RANSIL

Project: Keg-Hammer

CERTIFICATE OF ANALYSIS WH12138799

Sample Description	Method	ME-MS61	ME-MS61	ME-MS61	ME-MS61	ME-MS61	ME-MS61	ME-MS61	ME-MS61	ME-MS61	ME-MS61	ME-MS61	ME-MS61	ME-MS61	ME-MS61	ME-MS61
	Analyte	Cs	Cu	Fe	Ga	Ge	Hf	In	K	La	Li	Mg	Mn	Mo	Na	Nb
	Units	ppm	ppm	%	ppm	ppm	ppm	ppm	%	ppm	ppm	%	ppm	ppm	%	ppm
	LOR	0.05	0.2	0.01	0.05	0.05	0.1	0.005	0.01	0.5	0.2	0.01	5	0.05	0.01	0.1
L845537		28.0	6.9	1.82	24.7	0.18	1.6	0.034	3.65	33.4	62.0	0.29	8380	1.35	0.84	8.4
L845538		13.95	8.2	1.48	24.9	0.20	1.7	0.039	3.61	37.9	39.0	0.37	293	0.73	1.68	10.3
L845539		15.65	11.2	1.44	25.0	0.22	1.4	0.039	3.69	36.3	56.1	0.27	300	0.52	0.99	10.0
L845540		15.75	5.3	1.35	24.8	0.21	1.7	0.035	3.81	32.8	84.8	0.26	300	0.52	1.01	9.9
L845541		0.20	2.4	0.40	0.36	0.14	<0.1	<0.005	0.03	0.7	0.9	12.15	174	0.53	0.01	0.4
L845542		14.05	8.4	1.20	27.6	0.07	1.9	0.039	3.77	31.9	389	0.25	2200	0.80	0.71	12.9
L845543		17.90	19.8	1.82	24.4	0.08	1.5	0.034	3.47	29.6	173.5	0.23	4390	1.40	0.08	10.6
L845544		11.80	5.0	1.37	26.0	0.08	2.0	0.036	4.35	28.3	58.3	0.28	176	0.33	0.83	10.6
L845545		12.40	7.0	1.25	25.9	0.07	1.8	0.031	4.08	26.7	29.8	0.21	300	0.31	2.12	7.5
L845546		0.43	3770	12.10	2.16	0.22	0.1	0.034	0.10	2.6	7.6	0.01	44	1.34	0.01	0.5
L845547		10.85	3.0	1.39	26.4	0.09	2.0	0.032	3.94	32.6	36.0	0.32	444	0.31	1.69	12.0
L845548		18.10	3.1	1.52	25.0	0.09	1.6	0.034	3.54	32.7	47.2	0.27	511	0.33	0.92	10.5
L845549		17.10	1.8	1.21	26.7	0.08	1.8	0.033	4.34	26.0	31.8	0.19	1370	0.52	1.12	11.1
L845550		8.07	9.4	1.63	28.1	0.11	1.8	0.038	3.68	36.4	42.5	0.46	375	0.26	1.31	11.8
L845551		0.26	4.2	0.46	0.30	<0.05	<0.1	0.021	0.05	0.7	1.1	12.10	179	0.24	0.01	0.4
L845552		14.85	11.4	2.63	28.5	0.08	1.2	0.032	2.64	32.0	47.2	0.26	68000	0.49	0.03	7.5
L845553		24.0	8.3	2.28	28.9	0.10	1.8	0.039	3.88	33.0	117.5	0.25	914	0.55	0.27	10.4
L845554		17.45	8.8	1.64	30.5	0.10	1.8	0.048	3.98	36.6	50.5	0.30	10050	0.45	1.26	10.6
L845555		9.18	3.9	1.53	28.4	0.09	2.0	0.039	3.67	36.0	41.2	0.39	250	0.31	2.00	11.4
L845556		9.01	5.1	1.50	26.9	0.09	2.0	0.034	3.59	33.9	41.5	0.38	273	0.24	1.99	10.6
L845557		8.53	12.5	1.47	27.7	0.14	2.3	0.045	3.87	43.1	58.9	0.46	270	0.27	1.74	10.3
L845558		10.35	22.4	1.26	25.7	0.14	2.0	0.031	3.65	35.2	40.8	0.26	196	0.29	2.00	10.3
L845559		22.8	8.8	2.84	24.1	0.16	2.2	0.038	2.75	30.5	103.5	0.55	710	0.34	0.82	9.3
L845560		11.35	1.9	1.42	27.4	0.16	2.1	0.029	3.91	39.6	67.4	0.27	437	0.37	1.97	8.7
L845561		18.90	4.0	1.33	26.6	0.15	2.0	0.029	3.64	39.0	194.0	0.25	1940	0.34	0.46	9.9
L845562		13.80	2.3	1.29	26.7	0.15	2.0	0.031	3.76	37.5	54.1	0.21	486	0.31	1.35	9.6
L845563		14.20	4.2	1.31	28.2	0.16	2.1	0.031	3.88	37.6	55.5	0.22	568	0.35	1.30	9.9
L845564		9.42	0.8	1.25	25.8	0.15	2.0	0.029	3.70	36.0	48.6	0.25	241	0.31	1.82	9.7
L845565		6.63	1.3	1.30	26.6	0.16	2.1	0.030	3.63	37.8	44.6	0.30	221	0.43	1.95	10.1
L845566		7.96	1.1	1.29	25.2	0.11	2.2	0.031	3.92	39.3	55.3	0.29	189	0.65	2.05	9.4
L845567		11.65	0.4	1.05	25.6	0.15	2.2	0.027	3.72	37.8	119.5	0.18	182	0.30	1.34	9.6
L845568		2.58	988	3.80	11.25	0.12	1.2	0.069	1.38	12.5	19.1	0.69	2740	5.29	1.29	4.1
L845569		21.7	2.7	3.26	23.1	0.17	1.9	0.025	3.58	37.5	93.8	0.26	12200	1.78	0.08	9.4
L845570		14.80	1.4	1.05	26.0	0.15	2.1	0.026	3.88	39.0	102.0	0.17	121	0.31	0.88	14.1
L845571		23.0	4.9	1.90	26.3	0.17	2.1	0.025	3.92	41.2	73.9	0.25	4870	0.52	1.31	12.2
L845572		10.95	3.5	1.39	25.7	0.16	2.1	0.029	3.62	36.4	49.7	0.32	212	0.21	1.76	8.7

Comments: Gold assay result for sample L845546 is obtained by fire assay gravimetric offline due to high Ag content in the sample that might have caused incomplete Au dissolution in aqua regia solution.

***** See Appendix Page for comments regarding this certificate *****

ALS Canada Ltd.
2103 Dollarton Hwy
North Vancouver BC V7H 0A7
Phone: 604 984 0221 Fax: 604 984 0218 www.alsglobal.com

To: **SILVER RANGE RESOURCES LTD.**
C/O ARCHER, CATHRO & ASSOCIATES (1981) LIMITED
1016-510 W HASTINGS ST
VANCOUVER BC V6B 1L8

Finalized Date: 11-JUL-2012
Account: RANSIL

Project: Keg-Hammer

CERTIFICATE OF ANALYSIS WH12138799

Sample Description	Method	ME-MS61	ME-MS61	ME-MS61	ME-MS61	ME-MS61	ME-MS61	ME-MS61	ME-MS61	ME-MS61	ME-MS61	ME-MS61	ME-MS61	ME-MS61	ME-MS61	ME-MS61
	Analyte	Ni	P	Pb	Rb	Re	S	Sb	Sc	Se	Sn	Sr	Ta	Te	Th	Ti
	Units	ppm	ppm	ppm	ppm	ppm	%	ppm	ppm	ppm	ppm	ppm	ppm	ppm	ppm	%
	LOR	0.2	10	0.5	0.1	0.002	0.01	0.05	0.1	1	0.2	0.2	0.05	0.05	0.2	0.005
L845537		3.6	480	71.7	276	<0.002	<0.01	6.22	4.3	1	8.7	307	0.72	<0.05	14.6	0.157
L845538		2.4	500	46.1	257	<0.002	<0.01	2.89	5.3	1	7.4	157.0	0.84	<0.05	17.7	0.194
L845539		2.9	520	41.4	263	<0.002	<0.01	1.95	5.4	1	6.9	112.0	1.10	<0.05	17.9	0.196
L845540		2.0	540	39.6	292	<0.002	<0.01	2.19	4.6	1	6.4	108.5	0.95	<0.05	15.6	0.169
L845541		1.7	170	1.5	1.6	<0.002	0.01	<0.05	0.4	1	<0.2	45.7	<0.05	<0.05	<0.2	<0.005
L845542		2.6	530	84.5	281	<0.002	0.05	4.31	4.2	1	7.6	134.5	0.85	<0.05	16.8	0.174
L845543		2.5	950	196.0	314	<0.002	0.01	30.7	4.2	1	12.6	90.0	0.86	<0.05	15.6	0.162
L845544		2.3	600	68.0	318	<0.002	<0.01	4.35	4.6	1	7.8	101.0	1.07	<0.05	17.3	0.167
L845545		1.8	510	48.6	285	<0.002	<0.01	1.03	3.6	1	5.4	156.5	0.65	<0.05	13.5	0.117
L845546		3.9	60	>10000	9.3	0.002	>10.0	3540	0.8	5	165.0	7.9	<0.05	<0.05	0.5	0.009
L845547		2.5	530	49.0	270	<0.002	0.01	0.96	4.4	1	7.1	149.0	1.18	<0.05	18.7	0.183
L845548		2.8	370	41.8	256	<0.002	0.01	2.13	4.4	1	6.7	108.5	1.66	<0.05	16.1	0.166
L845549		2.1	490	94.9	294	<0.002	<0.01	1.37	4.2	1	7.6	121.5	1.19	<0.05	15.6	0.155
L845550		4.5	530	39.1	245	<0.002	<0.01	0.83	5.8	1	7.1	126.0	0.67	<0.05	21.1	0.211
L845551		2.5	200	25.2	2.6	<0.002	0.07	0.12	0.3	1	<0.2	49.9	<0.05	<0.05	<0.2	0.005
L845552		1.8	390	195.0	244	<0.002	0.29	37.0	2.9	1	24.5	8.8	0.57	<0.05	13.5	0.151
L845553		2.8	570	67.7	355	<0.002	0.11	43.1	5.7	1	12.3	69.2	1.44	<0.05	19.4	0.193
L845554		4.8	510	42.3	284	<0.002	<0.01	1.79	6.5	1	7.6	294	0.63	<0.05	19.7	0.217
L845555		3.5	510	44.9	246	<0.002	<0.01	0.62	5.4	1	6.3	189.0	0.77	<0.05	17.9	0.206
L845556		3.4	510	44.6	231	<0.002	<0.01	0.41	5.2	1	6.0	187.5	0.78	<0.05	18.5	0.202
L845557		2.6	940	35.4	254	<0.002	<0.01	0.51	5.1	1	6.9	159.5	1.32	<0.05	21.3	0.182
L845558		2.1	580	36.8	248	<0.002	<0.01	0.67	4.3	1	6.0	142.5	1.14	<0.05	17.8	0.155
L845559		2.8	560	26.3	197.0	<0.002	<0.01	1.77	11.7	1	4.2	104.5	0.65	<0.05	14.5	0.265
L845560		3.1	530	44.0	237	<0.002	<0.01	1.31	5.1	1	5.2	176.0	0.65	<0.05	20.8	0.181
L845561		2.3	470	50.4	294	<0.002	<0.01	9.88	5.1	1	6.3	89.5	0.78	<0.05	20.3	0.164
L845562		2.3	510	46.9	259	<0.002	<0.01	2.55	5.3	1	5.6	125.0	0.71	<0.05	19.8	0.161
L845563		2.4	530	52.4	260	<0.002	<0.01	2.75	5.6	1	6.1	120.5	0.76	<0.05	20.8	0.174
L845564		2.3	460	43.3	221	<0.002	<0.01	0.63	5.0	1	5.8	153.0	0.82	<0.05	19.0	0.157
L845565		2.5	490	40.4	210	<0.002	<0.01	0.36	5.4	1	5.9	166.5	0.94	<0.05	19.6	0.168
L845566		4.5	500	41.6	219	<0.002	<0.01	0.36	4.7	1	6.5	176.5	1.05	<0.05	20.4	0.177
L845567		2.5	490	41.2	246	<0.002	<0.01	1.23	5.4	1	5.1	116.5	0.93	<0.05	19.7	0.176
L845568		25.7	650	>10000	62.1	0.002	2.87	48.8	9.3	4	2.5	436	0.27	0.15	3.7	0.206
L845569		4.5	460	113.0	328	<0.002	<0.01	20.8	4.4	1	7.0	229	0.76	<0.05	19.1	0.153
L845570		2.8	510	43.4	251	<0.002	<0.01	1.36	4.9	1	6.2	99.1	1.04	<0.05	21.1	0.183
L845571		3.2	530	42.0	251	<0.002	<0.01	2.69	5.8	1	5.5	203	0.65	<0.05	21.2	0.187
L845572		2.6	500	40.0	219	<0.002	<0.01	0.96	5.3	1	5.4	150.0	0.56	<0.05	18.6	0.176

Comments: Gold assay result for sample L845546 is obtained by fire assay gravimetric offline due to high Ag content in the sample that might have caused incomplete Au dissolution in aqua regia solution.

***** See Appendix Page for comments regarding this certificate *****

ALS Canada Ltd.
2103 Dollarton Hwy
North Vancouver BC V7H 0A7
Phone: 604 984 0221 Fax: 604 984 0218 www.alsglobal.com

To: **SILVER RANGE RESOURCES LTD.**
C/O ARCHER, CATHRO & ASSOCIATES (1981) LIMITED
1016-510 W HASTINGS ST
VANCOUVER BC V6B 1L8

Finalized Date: 11-JUL-2012
Account: RANSIL

Project: Keg-Hammer

CERTIFICATE OF ANALYSIS WH12138799

Sample Description	Method	ME-MS61	ME-MS61	ME-MS61	ME-MS61	ME-MS61	ME-MS61	ME-MS61	Ag-OG62	Pb-OG62	Zn-OG62	Ag-GRA21
	Analyte	Tl	U	V	W	Y	Zn	Zr	Ag	Pb	Zn	Ag
	Units	ppm	ppm	ppm	ppm	ppm	ppm	ppm	ppm	%	%	ppm
	LOR	0.02	0.1	1	0.1	0.1	2	0.5	1	0.001	0.001	5
L845537		2.54	4.5	19	3.1	8.9	824	54.8				
L845538		1.71	2.7	25	1.0	8.1	87	56.0				
L845539		2.32	3.4	26	1.3	8.0	154	46.8				
L845540		2.16	4.6	21	1.6	8.8	78	61.7				
L845541		<0.02	0.5	2	0.1	0.8	16	<0.5				
L845542		2.26	5.4	19	3.6	8.4	390	77.0				
L845543		3.35	14.9	22	10.8	9.4	734	56.9				
L845544		2.51	3.5	19	1.9	8.7	474	72.8				
L845545		1.98	2.5	12	1.1	8.1	47	68.4				
L845546		0.13	0.5	7	173.5	0.7	>10000	3.8	>1500	11.20	2.84	3310
L845547		2.37	3.3	20	1.3	8.2	72	72.8				
L845548		2.56	4.6	19	1.3	7.1	93	63.3				
L845549		2.99	7.1	17	1.7	7.1	82	63.4				
L845550		1.79	2.7	29	1.8	8.1	58	68.4				
L845551		0.02	0.5	3	0.1	1.0	66	0.6				
L845552		3.99	9.7	20	1.6	9.1	2320	41.5				
L845553		4.08	20.2	26	3.1	8.0	425	64.1				
L845554		2.47	10.6	29	1.6	9.7	607	69.3				
L845555		1.67	2.9	27	0.8	9.2	67	75.7				
L845556		1.68	2.9	26	0.8	8.5	66	72.1				
L845557		1.42	2.5	24	1.4	8.4	101	85.3				
L845558		1.44	2.9	19	1.2	7.0	49	72.3				
L845559		1.41	3.0	56	2.5	12.6	61	78.5				
L845560		1.48	3.6	21	1.2	7.8	63	80.1				
L845561		2.52	3.4	20	2.8	8.6	83	73.1				
L845562		2.01	2.9	19	2.0	7.4	62	74.3				
L845563		2.04	3.1	21	2.6	7.6	67	73.9				
L845564		1.42	4.3	18	1.4	7.2	49	70.4				
L845565		1.27	5.1	19	1.1	7.5	47	74.7				
L845566		1.47	3.9	20	1.2	7.3	49	74.9				
L845567		2.05	4.9	19	1.3	7.6	53	80.6				
L845568		0.69	1.6	63	8.3	10.6	>10000	37.7		1.975	2.02	
L845569		3.38	19.1	17	6.7	9.6	266	70.6				
L845570		2.48	7.9	20	1.4	7.4	81	77.5				
L845571		2.12	3.5	21	1.7	10.0	67	79.9				
L845572		1.39	2.5	20	1.0	7.2	46	77.3				

Comments: Gold assay result for sample L845546 is obtained by fire assay gravimetric offline due to high Ag content in the sample that might have caused incomplete Au dissolution in aqua regia solution.

***** See Appendix Page for comments regarding this certificate *****

ALS Canada Ltd.
2103 Dollarton Hwy
North Vancouver BC V7H 0A7
Phone: 604 984 0221 Fax: 604 984 0218 www.alsglobal.com

To: **SILVER RANGE RESOURCES LTD.**
C/O ARCHER, CATHRO & ASSOCIATES (1981) LIMITED
1016-510 W HASTINGS ST
VANCOUVER BC V6B 1L8

Finalized Date: 11-JUL-2012
Account: RANSIL

Project: Keg-Hammer

CERTIFICATE OF ANALYSIS WH12138799

Method	CERTIFICATE COMMENTS
ME-MS61	Interference: Ca>10% on ICP-MS As, ICP-AES results shown.
ME-MS61	REE's may not be totally soluble in this method.

ALS Canada Ltd.
2103 Dollarton Hwy
North Vancouver BC V7H 0A7
Phone: 604 984 0221 Fax: 604 984 0218 www.alsglobal.com

To: **SILVER RANGE RESOURCES LTD.**
C/O ARCHER, CATHRO & ASSOCIATES (1981) LIMITED
1016-510 W HASTINGS ST
VANCOUVER BC V6B 1L8

Finalized Date: 9-JUL-2012
Account: RANSIL

CERTIFICATE WH12138940

Project: Keg-Main-Group 1

P.O. No.: Batch 9

This report is for 36 Drill Core samples submitted to our lab in Whitehorse, YT, Canada on 19-JUN-2012.

The following have access to data associated with this certificate:

MATT DUMALA	JOAN MARIACHER	

SAMPLE PREPARATION

ALS CODE	DESCRIPTION
WEI-21	Received Sample Weight
LOG-22	Sample login - Rcd w/o BarCode
CRU-31	Fine crushing - 70%<2mm
CRU-QC	Crushing QC Test
SPL-21	Split sample - riffle splitter
PUL-QC	Pulverizing QC Test
PUL-31	Pulverize split to 85%<75 um
LOG-22d	Sample login - Rcd w/o BarCode dup
SPL-21d	Split sample - duplicate
PUL-31d	Pulverize Split - duplicate
LOG-23	Pulp Login - Rcvd with Barcode

ANALYTICAL PROCEDURES

ALS CODE	DESCRIPTION	INSTRUMENT
Au-AA24	Au 50g FA AA finish	AAS
ME-OG62	Ore Grade Elements - Four Acid	ICP-AES
Sn-XRF05	Sn-Trace Level XRF Analysis	XRF
ME-MS61	48 element four acid ICP-MS	
Zn-OG62	Ore Grade Zn - Four Acid	VARIABLE

To: **SILVER RANGE RESOURCES LTD.**
ATTN: JOAN MARIACHER
C/O ARCHER, CATHRO & ASSOCIATES (1981) LIMITED
1016-510 W HASTINGS ST
VANCOUVER BC V6B 1L8

This is the Final Report and supersedes any preliminary report with this certificate number. Results apply to samples as submitted. All pages of this report have been checked and approved for release.

***** See Appendix Page for comments regarding this certificate *****

Signature: 

Colin Ramshaw, Vancouver Laboratory Manager

ALS Canada Ltd.
2103 Dollarton Hwy
North Vancouver BC V7H 0A7
Phone: 604 984 0221 Fax: 604 984 0218 www.alsglobal.com

To: **SILVER RANGE RESOURCES LTD.**
C/O ARCHER, CATHRO & ASSOCIATES (1981) LIMITED
1016-510 W HASTINGS ST
VANCOUVER BC V6B 1L8

Finalized Date: 9-JUL-2012
Account: RANSIL

Project: Keg-Main-Group 1

CERTIFICATE OF ANALYSIS WH12138940

Sample Description	Method	WEI-21	Au-AA24	Sn-XRF05	ME-MS61	ME-MS61	ME-MS61	ME-MS61	ME-MS61	ME-MS61	ME-MS61	ME-MS61	ME-MS61	ME-MS61	ME-MS61	ME-MS61
	Analyte	Recvd Wt.	Au	Sn	Ag	Al	As	Ba	Be	Bi	Ca	Cd	Ce	Co	Cr	Cs
	Units	kg	ppm	ppm	ppm	%	ppm	ppm	ppm	ppm	%	ppm	ppm	ppm	ppm	ppm
	LOR	0.02	0.005	5	0.01	0.01	0.2	10	0.05	0.01	0.01	0.02	0.01	0.1	1	0.05
K286009		7.39	0.005	34	0.31	5.86	508	1090	2.23	5.89	2.77	0.30	59.5	12.4	66	13.00
K286010		7.40	<0.005	16	0.41	5.77	63.7	940	1.95	4.57	2.63	2.42	51.7	14.0	68	11.95
K286011		5.66	<0.005	<5	0.01	0.07	<5	30	0.07	0.03	20.2	0.06	1.16	1.5	1	0.18
K286012		6.90	<0.005	16	0.32	4.93	153.5	890	1.78	3.26	2.06	2.16	47.1	13.1	78	13.20
K286013		6.23	0.013	11	0.26	5.10	189.5	850	1.55	4.90	2.75	0.56	49.9	9.9	71	11.85
K286014		2.50	0.013	15	0.39	5.13	407	1360	1.66	5.21	3.20	1.75	47.9	9.8	98	10.90
K286015		4.88	0.018	75	2.73	3.96	61.8	90	1.91	57.4	2.96	114.0	35.8	18.3	67	8.51
K286016		6.55	0.052	95	2.94	4.42	248	100	2.10	266	3.85	354	48.5	13.5	68	4.82
K286017		3.41	0.037	87	12.45	4.32	747	100	2.63	311	5.67	492	46.9	11.6	57	4.83
K286018		5.79	0.014	70	2.73	4.44	1290	180	2.12	76.6	7.30	177.0	40.4	9.2	64	12.85
K286019		4.29	0.006	133	4.65	4.07	31.4	120	1.73	26.8	4.95	386	42.3	12.3	84	6.52
K286020		7.24	<0.005	<5	0.02	0.07	<5	20	0.06	0.23	21.2	0.85	1.16	1.3	<1	0.15
K286021		2.84	<0.005	74	0.90	5.87	23.4	680	1.71	6.31	6.77	14.00	59.1	7.0	87	11.65
K286022		6.66	<0.005	53	1.88	4.73	76.9	1070	2.06	4.97	4.03	17.75	47.7	5.5	58	7.40
K286023		0.20	0.008	177	34.5	3.91	319	230	1.02	127.5	6.81	166.0	37.8	8.3	61	5.47
K286024		6.73	<0.005	21	1.24	4.67	131.0	1100	1.58	3.93	4.98	1.59	41.2	5.4	50	4.17
K286025		7.09	<0.005	37	5.16	5.45	561	530	1.88	12.65	4.25	12.60	48.3	9.7	65	5.37
K286026		3.11	<0.005	46	8.69	5.07	459	370	1.89	25.1	4.07	16.20	48.5	10.2	62	5.03
K286027		5.63	<0.005	57	1.74	5.11	534	950	1.74	21.4	2.77	34.7	46.7	6.6	63	7.52
K286028		7.31	<0.005	36	1.35	5.49	317	440	2.18	5.88	3.39	7.09	56.9	8.4	100	7.23
K286029		7.35	0.017	353	27.7	2.79	4240	70	1.18	468	1.68	438	31.7	13.9	34	2.96
K286030		5.25	0.012	3860	31.4	2.77	6260	360	1.60	59.3	5.13	177.0	24.7	1.3	21	1.40
K286031		2.68	0.033	773	4.04	4.61	2900	330	1.58	15.90	3.60	36.8	55.9	2.0	28	6.82
K286032		4.87	<0.005	225	0.81	3.37	106	400	0.80	2.35	14.40	10.60	21.1	1.9	16	7.43
K286033		4.38	<0.005	49	1.22	2.70	9.6	410	1.08	4.23	8.39	2.69	14.10	1.2	13	3.72
K286034		6.55	<0.005	98	0.48	2.87	48	100	0.94	1.25	16.30	2.40	15.55	1.2	14	4.22
K286035		<0.02	<0.005	96	0.67	2.60	48	90	0.93	2.44	15.60	2.79	17.30	1.0	13	4.39
K286036		5.89	<0.005	62	0.72	2.08	10	120	0.59	3.62	17.10	1.03	16.05	0.9	11	2.73
K286037		7.97	0.011	270	2.02	3.14	117	330	0.49	13.40	16.65	30.5	34.5	2.9	28	2.11
K286038		7.33	0.031	172	0.27	3.28	1460	200	1.10	3.16	20.6	2.46	39.8	3.5	42	6.82
K286039		7.26	0.042	118	2.08	3.12	3440	660	1.16	9.19	17.20	7.27	43.7	5.0	56	5.14
K286040		0.19	0.008	175	34.0	4.06	418	350	0.67	129.0	7.05	170.0	38.6	8.1	65	5.30
K286041		8.47	<0.005	57	1.40	4.46	147	1250	0.71	6.45	10.65	5.11	43.4	5.0	71	3.78
K286042		5.29	<0.005	102	0.86	3.67	87	940	0.57	3.92	15.00	5.63	30.0	3.1	60	3.99
K286043		5.28	<0.005	229	1.38	2.72	305	80	0.56	8.34	19.75	31.1	34.5	2.3	19	1.19
K286044		6.70	<0.005	99	0.96	2.28	24	400	0.34	4.23	16.80	4.49	28.8	1.4	13	1.68

***** See Appendix Page for comments regarding this certificate *****

ALS Canada Ltd.
2103 Dollarton Hwy
North Vancouver BC V7H 0A7
Phone: 604 984 0221 Fax: 604 984 0218 www.alsglobal.com

To: **SILVER RANGE RESOURCES LTD.**
C/O ARCHER, CATHRO & ASSOCIATES (1981) LIMITED
1016-510 W HASTINGS ST
VANCOUVER BC V6B 1L8

Finalized Date: 9-JUL-2012
Account: RANSIL

Project: Keg-Main-Group 1

CERTIFICATE OF ANALYSIS WH12138940

Sample Description	Method	ME-MS61	ME-MS61	ME-MS61	ME-MS61	ME-MS61	ME-MS61	ME-MS61	ME-MS61	ME-MS61	ME-MS61	ME-MS61	ME-MS61	ME-MS61	ME-MS61	ME-MS61
	Analyte	Cu	Fe	Ga	Ge	Hf	In	K	La	Li	Mg	Mn	Mo	Na	Nb	Ni
	Units	ppm	%	ppm	ppm	ppm	ppm	%	ppm	ppm	%	ppm	ppm	%	ppm	ppm
	LOR	0.2	0.01	0.05	0.05	0.1	0.005	0.01	0.5	0.2	0.01	5	0.05	0.01	0.1	0.2
K286009		215	2.95	17.65	0.20	2.0	0.025	2.74	32.2	63.0	1.82	285	18.75	0.46	12.6	43.3
K286010		299	3.57	15.95	0.20	1.8	0.061	2.70	28.3	57.1	1.80	208	31.9	0.50	10.8	61.5
K286011		2.3	0.40	0.39	0.24	<0.1	0.005	0.03	0.6	1.3	12.05	182	0.24	0.01	0.5	2.6
K286012		234	3.17	15.00	0.16	1.8	0.067	2.75	25.3	61.3	1.65	177	18.15	0.35	9.6	65.8
K286013		179.0	2.90	14.80	0.17	1.7	0.050	2.28	26.1	53.5	2.29	272	0.95	0.42	10.2	66.0
K286014		212	2.92	14.85	0.20	1.6	0.069	2.79	25.7	53.9	2.27	286	8.01	0.37	9.9	80.2
K286015		1120	9.84	17.45	0.27	1.5	6.83	3.14	16.9	57.6	2.18	657	8.80	0.11	8.0	72.3
K286016		1055	9.63	17.70	0.34	1.7	16.45	3.52	24.6	23.9	1.67	742	34.6	0.15	9.2	70.7
K286017		986	8.93	15.40	0.36	1.6	22.6	3.25	23.5	17.4	2.19	990	35.2	0.17	8.9	68.5
K286018		378	5.03	16.00	0.15	1.4	8.64	1.81	21.2	22.5	2.49	1420	9.54	0.25	8.8	50.5
K286019		587	6.21	14.80	0.25	1.3	15.90	2.87	23.7	22.3	2.04	848	20.5	0.17	9.1	45.3
K286020		3.0	0.43	0.36	0.18	<0.1	0.038	0.03	0.6	1.2	12.70	188	0.18	0.01	0.5	1.4
K286021		230	2.86	15.15	0.14	2.0	0.587	0.81	30.9	20.0	1.91	587	26.5	0.26	12.1	60.9
K286022		159.5	2.16	13.20	0.13	1.7	0.503	1.29	24.4	55.8	1.69	455	11.15	0.14	10.3	41.2
K286023		1045	5.02	11.60	0.30	1.2	8.52	1.63	21.2	38.5	2.06	1760	12.45	0.19	8.5	47.2
K286024		91.0	2.10	11.50	0.11	1.4	0.070	2.17	17.8	29.2	2.30	526	0.56	0.12	9.5	30.4
K286025		432	3.84	13.75	0.18	1.7	0.277	2.31	22.4	43.1	1.92	552	9.20	0.14	11.1	53.2
K286026		534	3.75	14.10	0.21	1.7	0.344	2.26	21.9	40.0	1.83	506	11.00	0.14	11.3	55.3
K286027		173.0	2.61	12.10	0.15	1.5	1.000	2.32	22.8	51.8	1.31	253	8.06	0.16	9.5	39.1
K286028		267	3.51	14.85	0.22	2.0	0.141	3.23	27.6	49.9	1.09	349	42.1	0.15	13.0	61.9
K286029		2020	14.30	11.95	0.52	1.0	30.1	2.39	11.0	48.4	0.50	1180	20.5	0.06	4.4	43.2
K286030		346	4.48	12.70	0.24	1.0	4.27	0.38	11.6	27.5	0.18	4600	6.49	0.01	3.8	9.2
K286031		24.9	4.58	15.05	0.18	1.5	4.55	1.40	28.2	121.5	1.06	4590	3.39	0.02	6.6	15.0
K286032		14.3	1.49	7.12	0.08	1.1	1.305	1.78	10.5	40.8	1.88	3790	9.04	0.03	4.7	13.0
K286033		11.2	1.75	5.62	0.07	0.9	0.168	0.79	6.2	71.2	2.59	2060	2.51	0.02	4.2	5.9
K286034		7.6	1.60	7.44	0.08	1.0	0.374	0.95	7.5	87.3	0.36	2540	2.65	0.01	4.5	7.2
K286035		5.8	1.46	6.13	0.07	1.1	0.398	0.44	8.2	76.4	0.35	2410	2.71	0.01	4.3	6.5
K286036		6.7	1.08	5.31	0.07	0.9	0.254	0.64	7.7	45.2	0.21	2660	2.44	0.01	3.8	4.7
K286037		12.4	3.42	9.58	0.12	1.0	1.660	1.03	24.5	18.9	1.33	3790	23.9	0.02	4.9	28.3
K286038		28.7	1.81	7.69	0.11	1.5	1.015	1.43	22.8	76.6	0.46	2540	10.45	0.01	6.3	27.3
K286039		27.5	1.50	9.10	0.13	1.8	0.517	1.07	22.6	184.0	0.87	2180	12.25	0.09	8.9	40.3
K286040		1055	5.17	11.70	0.33	1.4	8.66	1.62	21.1	25.7	2.12	1790	11.80	0.19	7.3	44.2
K286041		96.8	1.78	11.00	0.13	1.7	0.218	2.12	23.8	13.8	1.33	745	19.80	0.28	7.9	54.0
K286042		47.7	1.50	8.03	0.11	1.2	0.253	1.16	16.5	7.3	1.24	1260	18.45	0.29	6.6	41.2
K286043		20.9	3.02	9.04	0.11	0.9	1.575	0.24	28.9	11.0	1.30	3300	8.32	0.02	4.0	19.6
K286044		9.2	1.80	5.98	0.09	0.7	0.291	0.51	18.8	5.4	0.82	1960	2.51	0.09	3.9	7.5

***** See Appendix Page for comments regarding this certificate *****

ALS Canada Ltd.
2103 Dollarton Hwy
North Vancouver BC V7H 0A7
Phone: 604 984 0221 Fax: 604 984 0218 www.alsglobal.com

To: **SILVER RANGE RESOURCES LTD.**
C/O ARCHER, CATHRO & ASSOCIATES (1981) LIMITED
1016-510 W HASTINGS ST
VANCOUVER BC V6B 1L8

Finalized Date: 9-JUL-2012
Account: RANSIL

Project: Keg-Main-Group 1

CERTIFICATE OF ANALYSIS WH12138940

Sample Description	Method	ME-MS61	ME-MS61	ME-MS61	ME-MS61	ME-MS61	ME-MS61	ME-MS61	ME-MS61	ME-MS61	ME-MS61	ME-MS61	ME-MS61	ME-MS61	ME-MS61	ME-MS61
	Analyte	P	Pb	Rb	Re	S	Sb	Sc	Se	Sn	Sr	Ta	Te	Th	Ti	Tl
	Units	ppm	ppm	ppm	ppm	%	ppm	ppm	ppm	ppm	ppm	ppm	ppm	ppm	%	ppm
	LOR	10	0.5	0.1	0.002	0.01	0.05	0.1	1	0.2	0.2	0.05	0.05	0.2	0.005	0.02
K286009		1510	8.8	202	0.012	1.26	1.90	13.8	8	29.9	184.5	0.76	0.06	9.8	0.329	2.32
K286010		1770	10.3	191.0	0.025	1.59	1.03	13.1	8	11.9	180.0	0.67	0.09	8.4	0.318	2.16
K286011		190	1.5	1.5	<0.002	0.01	0.06	0.3	1	<0.2	44.9	<0.05	<0.05	<0.2	<0.005	<0.02
K286012		670	9.8	201	0.034	1.41	1.55	13.6	9	12.8	150.5	0.62	0.12	7.6	0.271	2.32
K286013		700	7.8	163.0	0.004	1.09	1.68	13.4	8	8.6	140.0	0.65	0.12	7.8	0.297	1.82
K286014		1340	12.2	185.5	0.019	1.24	3.76	12.6	13	14.6	155.5	0.60	0.09	7.3	0.286	1.80
K286015		1820	85.0	180.5	0.015	6.94	11.05	10.3	39	61.5	67.1	0.57	0.41	5.5	0.235	2.31
K286016		2390	51.2	166.0	0.033	7.15	3.89	10.8	48	56.0	118.5	0.65	1.14	6.5	0.259	1.66
K286017		2160	419	151.5	0.028	6.59	3.53	10.4	58	44.6	143.5	0.63	1.53	6.4	0.260	1.39
K286018		1640	79.5	89.8	0.013	2.48	4.03	10.2	23	56.6	167.0	0.63	0.28	6.3	0.259	0.75
K286019		1610	300	135.5	0.019	4.41	2.05	8.5	34	78.1	135.0	0.56	0.20	6.0	0.271	1.15
K286020		220	2.0	1.3	<0.002	0.03	<0.05	0.3	1	0.2	43.9	<0.05	<0.05	<0.2	<0.005	<0.02
K286021		960	78.8	41.0	0.040	1.14	2.37	12.9	12	61.4	227	0.79	0.06	8.5	0.369	0.31
K286022		700	252	92.3	0.016	0.79	1.68	10.6	8	48.0	161.0	0.66	<0.05	7.1	0.293	0.75
K286023		1090	2460	80.4	0.012	2.39	11.10	8.4	56	134.5	178.0	0.52	0.49	5.9	0.237	0.88
K286024		690	74.9	106.0	0.003	0.64	1.74	10.0	9	12.5	128.5	0.62	<0.05	7.5	0.297	0.86
K286025		700	609	124.0	0.015	1.95	3.54	12.4	17	31.7	161.5	0.68	0.15	7.7	0.332	1.11
K286026		680	924	123.5	0.016	1.97	3.18	12.5	21	37.5	164.5	0.71	0.21	8.4	0.316	1.20
K286027		590	151.0	133.0	0.016	1.19	3.81	11.1	12	46.6	141.0	0.63	0.16	7.0	0.291	1.20
K286028		730	123.5	179.5	0.069	2.40	9.20	14.2	17	33.2	183.0	0.80	0.20	8.4	0.348	1.78
K286029		630	1835	123.5	0.018	>10.0	23.5	3.8	85	165.5	65.9	0.34	1.85	2.6	0.148	2.05
K286030		490	7180	24.0	0.005	2.43	26.5	2.5	36	>500	31.2	0.32	0.24	2.5	0.139	0.81
K286031		750	382	129.5	0.004	0.83	27.9	4.7	13	>500	20.5	0.52	0.05	5.3	0.221	0.98
K286032		560	124.0	162.0	0.006	0.21	10.10	2.6	2	204	148.0	0.35	<0.05	2.7	0.147	0.67
K286033		360	81.7	39.5	0.002	0.02	2.92	2.4	2	49.3	101.5	0.33	<0.05	2.3	0.133	0.20
K286034		420	32.5	85.3	0.002	0.05	7.69	3.0	1	99.8	87.3	0.33	<0.05	2.6	0.148	0.38
K286035		400	50.7	51.4	0.003	0.05	7.87	2.8	1	90.3	84.3	0.35	<0.05	2.6	0.140	0.36
K286036		410	48.3	44.8	0.002	0.02	6.06	2.6	2	56.4	78.3	0.33	<0.05	2.4	0.128	0.19
K286037		920	70.2	50.1	0.023	0.26	22.3	3.8	4	251	68.0	0.37	0.07	3.0	0.163	0.28
K286038		780	10.3	138.5	0.015	0.52	13.35	5.5	3	153.0	148.0	0.52	0.05	4.7	0.220	0.82
K286039		910	97.6	78.4	0.018	0.26	20.2	9.0	11	112.5	168.0	0.65	0.06	7.4	0.268	0.60
K286040		1150	2560	85.9	0.013	2.60	10.80	7.4	57	132.5	186.0	0.56	0.52	5.6	0.250	0.84
K286041		860	77.9	104.0	0.031	0.34	5.80	8.1	8	50.3	308	0.68	0.05	6.6	0.279	0.82
K286042		750	57.1	60.4	0.022	0.07	6.82	6.1	3	89.1	230	0.55	<0.05	4.7	0.230	0.43
K286043		720	82.5	15.2	0.017	0.27	22.1	3.3	4	199.5	47.5	0.37	0.05	3.0	0.142	0.06
K286044		450	47.4	29.8	0.002	0.04	11.25	2.1	2	97.0	160.0	0.27	<0.05	1.8	0.115	0.16

***** See Appendix Page for comments regarding this certificate *****

ALS Canada Ltd.
2103 Dollarton Hwy
North Vancouver BC V7H 0A7
Phone: 604 984 0221 Fax: 604 984 0218 www.alsglobal.com

To: **SILVER RANGE RESOURCES LTD.**
C/O ARCHER, CATHRO & ASSOCIATES (1981) LIMITED
1016-510 W HASTINGS ST
VANCOUVER BC V6B 1L8

Finalized Date: 9-JUL-2012
Account: RANSIL

Project: Keg-Main-Group 1

CERTIFICATE OF ANALYSIS WH12138940

Sample Description	Method	ME-MS61	ME-MS61	ME-MS61	ME-MS61	ME-MS61	ME-MS61	Zn-OG62
	Analyte	U	V	W	Y	Zn	Zr	Zn
	Units	ppm	ppm	ppm	ppm	ppm	ppm	%
	LOR	0.1	1	0.1	0.1	2	0.5	0.001
K286009		5.2	218	1.9	31.0	51	75.0	
K286010		7.1	315	1.8	29.1	183	74.2	
K286011		0.4	3	0.1	0.9	15	<0.5	
K286012		4.7	261	1.8	26.8	156	72.8	
K286013		2.2	92	1.8	30.2	72	62.3	
K286014		3.8	174	1.5	34.9	159	67.7	
K286015		4.1	153	6.9	30.6	5510	52.7	
K286016		5.8	308	12.3	36.1	>10000	59.3	2.11
K286017		6.0	352	23.4	33.7	>10000	54.9	3.03
K286018		3.7	146	29.1	30.9	8810	47.4	
K286019		4.8	279	2.0	27.9	>10000	49.9	2.20
K286020		0.7	2	3.0	0.8	58	<0.5	
K286021		6.6	242	2.0	30.7	748	77.0	
K286022		3.4	93	2.6	26.3	827	61.5	
K286023		3.3	116	3.3	24.0	7820	45.9	
K286024		2.2	55	7.0	26.4	106	47.8	
K286025		3.1	82	4.6	27.8	693	62.4	
K286026		3.5	78	4.5	29.0	824	64.0	
K286027		3.1	105	5.4	22.1	2020	54.4	
K286028		7.7	283	3.9	32.1	476	80.1	
K286029		3.8	120	10.5	14.2	>10000	28.5	3.07
K286030		2.2	41	22.9	13.4	8530	24.1	
K286031		3.7	69	29.7	20.6	1860	41.7	
K286032		2.1	39	12.6	14.9	537	32.4	
K286033		1.3	24	5.4	10.3	189	21.3	
K286034		1.5	46	10.1	11.1	176	30.2	
K286035		1.5	40	11.5	10.6	173	28.2	
K286036		1.3	30	12.1	11.9	85	21.7	
K286037		2.7	153	3.4	15.9	1720	24.1	
K286038		3.4	99	14.1	24.6	204	40.5	
K286039		4.6	121	14.0	29.9	402	61.3	
K286040		3.3	122	3.2	23.6	8360	43.0	
K286041		4.3	237	1.2	27.1	365	46.3	
K286042		3.3	172	1.2	22.8	402	32.2	
K286043		2.9	95	2.0	12.3	1850	19.2	
K286044		1.9	33	1.0	10.6	284	21.2	

***** See Appendix Page for comments regarding this certificate *****

ALS Canada Ltd.
2103 Dollarton Hwy
North Vancouver BC V7H 0A7
Phone: 604 984 0221 Fax: 604 984 0218 www.alsglobal.com

To: **SILVER RANGE RESOURCES LTD.**
C/O ARCHER, CATHRO & ASSOCIATES (1981) LIMITED
1016-510 W HASTINGS ST
VANCOUVER BC V6B 1L8

Project: Keg-Main-Group 1

Finalized Date: 9-JUL-2012
Account: RANSIL

CERTIFICATE OF ANALYSIS WH12138940

Method	CERTIFICATE COMMENTS
ME-MS61	Interference: Ca>10% on ICP-MS As, ICP-AES results shown.
ME-MS61	REE's may not be totally soluble in this method.

ALS Canada Ltd.
2103 Dollarton Hwy
North Vancouver BC V7H 0A7
Phone: 604 984 0221 Fax: 604 984 0218 www.alsglobal.com

To: **SILVER RANGE RESOURCES LTD.**
C/O ARCHER, CATHRO & ASSOCIATES (1981) LIMITED
1016-510 W HASTINGS ST
VANCOUVER BC V6B 1L8

Finalized Date: 7-JUL-2012
Account: RANSIL

CERTIFICATE WH12138941

Project: Keg-Fly-Ku Zone

P.O. No.: Claim Group 7

This report is for 40 Rock samples submitted to our lab in Whitehorse, YT, Canada on 19-JUN-2012.

The following have access to data associated with this certificate:

MATT DUMALA	JOAN MARIACHER	

SAMPLE PREPARATION

ALS CODE	DESCRIPTION
WEI-21	Received Sample Weight
LOG-22	Sample login - Rcd w/o BarCode
CRU-31	Fine crushing - 70%<2mm
SPL-22Y	Split Sample - Boyd Rotary Splitter
CRU-QC	Crushing QC Test
PUL-QC	Pulverizing QC Test
PUL-31	Pulverize split to 85%<75 um

ANALYTICAL PROCEDURES

ALS CODE	DESCRIPTION	INSTRUMENT
Au-AA24	Au 50g FA AA finish	AAS
ME-OG62	Ore Grade Elements - Four Acid	ICP-AES
Sn-XRF05	Sn-Trace Level XRF Analysis	XRF
ME-MS61	48 element four acid ICP-MS	
Ag-OG62	Ore Grade Ag - Four Acid	VARIABLE
Cu-OG62	Ore Grade Cu - Four Acid	VARIABLE
Pb-OG62	Ore Grade Pb - Four Acid	VARIABLE
Zn-OG62	Ore Grade Zn - Four Acid	VARIABLE
W-XRF05	Trace Level W XRF Analysis	XRF

To: **SILVER RANGE RESOURCES LTD.**
ATTN: JOAN MARIACHER
C/O ARCHER, CATHRO & ASSOCIATES (1981) LIMITED
1016-510 W HASTINGS ST
VANCOUVER BC V6B 1L8

This is the Final Report and supersedes any preliminary report with this certificate number. Results apply to samples as submitted. All pages of this report have been checked and approved for release.

***** See Appendix Page for comments regarding this certificate *****

Signature: 

Colin Ramshaw, Vancouver Laboratory Manager

ALS Canada Ltd.
2103 Dollarton Hwy
North Vancouver BC V7H 0A7
Phone: 604 984 0221 Fax: 604 984 0218 www.alsglobal.com

To: **SILVER RANGE RESOURCES LTD.**
C/O ARCHER, CATHRO & ASSOCIATES (1981) LIMITED
1016-510 W HASTINGS ST
VANCOUVER BC V6B 1L8

Finalized Date: 7-JUL-2012
Account: RANSIL

Project: Keg-Fly-Ku Zone

CERTIFICATE OF ANALYSIS WH12138941

Sample Description	Method	WEI-21	Au-AA24	Sn-XRF05	ME-MS61	ME-MS61	ME-MS61	ME-MS61	ME-MS61	ME-MS61	ME-MS61	ME-MS61	ME-MS61	ME-MS61	ME-MS61	ME-MS61
	Analyte	Recvd Wt.	Au	Sn	Ag	Al	As	Ba	Be	Bi	Ca	Cd	Ce	Co	Cr	Cs
	Units	kg	ppm	ppm	ppm	%	ppm	ppm	ppm	ppm	%	ppm	ppm	ppm	ppm	ppm
	LOR	0.02	0.005	5	0.01	0.01	0.2	10	0.05	0.01	0.01	0.02	0.01	0.1	1	0.05
M676026		0.56	0.006		0.22	5.26	1335	290	2.05	2.45	0.02	0.13	24.2	4.6	51	5.93
M676027		1.22	0.241		1.63	4.39	9	20	15.15	424	12.00	0.21	32.2	5.4	27	1.92
M676028		0.66	0.007		0.27	2.25	191.5	60	0.37	0.40	0.51	0.14	11.65	7.2	21	1.66
M676029		1.19	0.006		1.73	5.92	244	850	1.73	2.68	0.14	0.71	51.2	5.6	82	8.05
M676030		0.64	<0.005	757	13.45	6.49	31.2	560	1.69	1.10	6.90	2.50	52.6	10.5	74	3.41
M676031		0.45	<0.005		0.78	5.67	34.8	390	2.76	0.49	5.49	4.91	59.8	9.1	57	1.51
M676032		0.66	<0.005		0.54	9.00	8.4	480	1.80	0.93	9.10	0.12	97.5	10.3	76	13.45
M676033		1.14	0.028		4.19	4.35	37	10	21.4	78.9	17.45	3.42	39.8	5.8	23	0.57
K191806		0.78	<0.005		30.3	2.67	216	230	1.02	49.3	1.04	0.46	7.09	1.3	70	1.85
K191807		0.33	0.040		30.6	2.80	3590	60	2.25	212	1.05	3.49	22.8	4.8	66	2.06
K191808		0.54	0.012		4.38	3.68	557	20	2.67	15.80	4.00	0.03	23.8	1.4	39	5.51
K191809		0.67	0.080		4.70	6.36	>10000	740	2.15	43.1	0.77	0.79	4.44	7.0	7	10.80
K191810		0.49	<0.005		41.7	4.00	106.5	440	1.21	49.6	1.47	1.34	33.4	5.8	21	3.31
K191811		0.33	<0.005		75.2	5.24	250	1040	1.26	237	0.96	0.76	45.0	2.6	17	5.06
K191812		0.38	<0.005	639	>100	5.74	357	1210	1.38	282	0.54	0.84	48.1	2.0	14	6.05
K191813		0.53	<0.005		9.54	8.43	46.2	160	1.76	75.5	0.14	1.46	21.8	11.4	130	2.38
K191814		0.22	<0.005		0.66	9.87	54.1	2480	2.40	1.20	0.06	7.40	83.4	31.6	111	12.40
K191815		0.18	0.490		1.91	0.73	619	50	0.35	2.44	0.03	1.24	6.29	0.9	18	4.89
K191816		0.44	0.023		17.10	4.48	445	570	1.52	59.6	0.42	3.14	43.6	0.7	51	5.75
K191817		0.25	<0.005		3.61	4.76	64.5	400	0.72	5.95	1.55	0.56	43.9	0.5	48	2.02
K191818		0.23	0.025		23.8	8.74	219	30	2.19	37.9	6.30	11.30	21.4	25.1	30	0.92
K191819		0.41	<0.005		4.00	4.67	13	90	1.37	12.85	15.35	3.18	67.3	10.7	33	13.60
K191820		0.21	0.028		5.88	2.19	>10000	430	0.97	134.5	0.28	1.67	109.5	1.5	54	8.48
K191821		0.08	0.006		5.74	6.28	>10000	2330	1.60	15.35	0.61	0.44	69.3	1.9	72	8.07
K191822		0.09	<0.005		8.71	8.65	175.0	550	0.95	4.02	2.48	0.56	77.5	7.0	75	2.05
K191823		0.50	<0.005		0.38	7.05	152.0	790	1.89	1.53	5.12	1.33	70.5	12.6	62	4.18
K191824		0.40	<0.005		84.2	5.76	26	20	5.37	138.5	13.20	412	39.1	11.1	26	6.53
K191825		1.39	<0.005		35.2	4.85	103.0	40	4.83	41.8	9.82	302	45.0	8.9	22	22.3
K191826		1.71	<0.005		>100	4.76	45	20	5.15	162.5	13.10	574	27.6	12.2	15	8.35
K191827		0.73	<0.005		>100	5.35	144	20	5.24	265	12.55	379	40.7	18.4	22	3.11
K191828		0.53	0.012		>100	5.14	196.0	30	4.21	1260	6.59	26.8	46.7	69.8	38	1.29
K191829		0.15	<0.005		6.71	7.58	9.1	240	2.02	18.50	8.61	7.84	33.4	4.5	82	1.49
K191830		0.84	0.056		46.9	3.40	28	70	9.08	143.5	14.65	35.2	33.5	14.4	10	0.30
K191831		0.27	<0.005		1.61	7.32	20	500	2.47	3.17	11.65	1.07	93.5	11.3	63	8.14
K191832		1.22	0.024		1.91	5.07	7.9	300	3.44	23.9	7.12	0.73	20.7	1.7	15	9.32
K191833		0.23	0.009		1.37	1.74	1.1	10	0.49	11.85	8.03	0.06	2.48	1.2	10	0.47
K191834		2.90	0.210		1.40	4.61	5.6	230	5.66	262	8.76	0.54	25.3	3.6	20	6.21
K191835		0.47	0.404		2.17	2.66	10	10	11.85	699	12.00	0.28	12.55	2.9	8	0.65
K191836		2.80	<0.005		41.1	3.14	45	50	3.06	66.7	25.6	255	31.1	9.3	17	3.59
K191837		0.52	<0.005		45.0	4.99	14	40	4.21	81.1	18.15	185.5	31.5	7.3	17	12.50

***** See Appendix Page for comments regarding this certificate *****

ALS Canada Ltd.
2103 Dollarton Hwy
North Vancouver BC V7H 0A7
Phone: 604 984 0221 Fax: 604 984 0218 www.alsglobal.com

To: **SILVER RANGE RESOURCES LTD.**
C/O ARCHER, CATHRO & ASSOCIATES (1981) LIMITED
1016-510 W HASTINGS ST
VANCOUVER BC V6B 1L8

Finalized Date: 7-JUL-2012
Account: RANSIL

Project: Keg-Fly-Ku Zone

CERTIFICATE OF ANALYSIS WH12138941

Sample Description	Method	ME-MS61	ME-MS61	ME-MS61	ME-MS61	ME-MS61	ME-MS61	ME-MS61	ME-MS61	ME-MS61	ME-MS61	ME-MS61	ME-MS61	ME-MS61	ME-MS61	ME-MS61
	Analyte	Cu	Fe	Ga	Ge	Hf	In	K	La	Li	Mg	Mn	Mo	Na	Nb	Ni
	Units	ppm	%	ppm	ppm	ppm	ppm	%	ppm	ppm	%	ppm	ppm	%	ppm	ppm
	LOR	0.2	0.01	0.05	0.05	0.1	0.005	0.01	0.5	0.2	0.01	5	0.05	0.01	0.1	0.2
M676026		449	16.70	15.70	0.29	0.5	0.099	1.91	17.1	15.9	0.16	107	1.22	0.05	9.0	12.7
M676027		450	11.75	29.7	0.20	0.6	1.790	0.15	17.8	19.1	1.88	10050	4.64	0.23	16.1	4.7
M676028		32.5	37.2	5.56	0.70	0.5	1.105	0.12	6.6	3.1	0.88	16800	0.60	0.02	8.2	9.2
M676029		37.6	4.36	16.45	0.17	1.6	0.140	2.32	28.5	38.5	0.54	268	17.35	0.05	8.5	36.8
M676030		2480	8.42	22.9	0.20	1.1	0.852	1.41	30.4	31.5	1.70	1840	1.54	0.14	9.2	32.1
M676031		37.8	4.72	16.90	0.15	1.4	0.141	0.84	34.8	95.4	2.46	2780	1.61	0.02	11.7	36.0
M676032		130.0	10.80	26.3	0.24	1.5	0.387	1.93	51.3	71.2	2.48	3980	0.77	0.13	15.3	15.5
M676033		205	10.80	28.8	0.17	0.6	4.30	0.01	20.2	20.1	1.59	16300	0.99	0.02	5.5	8.6
K191806		527	7.76	15.30	0.28	0.8	3.71	0.68	3.9	9.6	0.30	367	8.13	0.05	3.7	6.0
K191807		2140	33.2	21.8	1.38	0.6	0.579	0.22	15.5	26.0	0.83	801	32.0	0.01	5.6	30.7
K191808		1080	21.1	13.90	0.26	0.7	6.04	0.11	15.1	10.8	0.59	505	10.55	0.01	4.8	6.4
K191809		217	5.12	19.95	0.15	1.0	0.471	3.04	2.2	18.0	0.14	99	1.66	0.56	8.7	6.3
K191810		2270	3.14	13.70	0.12	0.5	3.25	1.58	15.6	123.0	0.48	1040	2.49	0.05	4.6	7.4
K191811		1645	3.58	13.10	0.34	0.6	10.65	2.96	24.3	59.7	0.48	591	2.88	0.08	5.2	6.0
K191812		3350	4.36	14.65	0.39	0.7	39.0	3.69	27.2	62.5	0.57	476	2.68	0.09	7.7	3.2
K191813		424	20.7	33.8	0.44	2.5	2.97	1.27	8.0	313	3.92	3230	47.1	0.02	11.1	55.7
K191814		201	7.21	25.9	0.32	2.7	0.205	4.10	44.2	143.0	0.40	183	130.5	0.17	15.4	120.0
K191815		24.0	1.95	1.47	0.10	0.1	0.106	0.21	3.5	146.0	0.07	116	10.05	0.01	0.5	5.0
K191816		260	11.80	17.85	0.32	0.7	2.45	1.37	26.6	13.3	0.20	151	11.15	0.87	5.8	4.1
K191817		144.5	4.25	18.60	0.16	0.7	0.731	0.83	25.9	33.9	0.81	612	5.71	1.15	5.7	4.4
K191818		5170	12.95	34.1	0.21	1.1	8.65	0.01	12.2	142.5	3.50	5440	2.19	0.01	9.0	41.5
K191819		397	11.80	15.10	0.22	1.4	1.110	0.06	33.1	7.8	2.50	11600	0.47	0.04	10.1	15.8
K191820		761	18.25	16.70	0.42	1.2	2.31	2.49	67.2	12.1	0.24	314	11.50	0.16	8.7	4.2
K191821		393	4.52	21.8	0.19	1.7	0.458	4.14	42.3	8.7	0.58	348	15.80	0.26	9.5	6.2
K191822		5200	12.55	38.7	0.29	0.9	1.355	0.85	43.4	94.8	2.60	2010	3.31	0.02	10.7	37.7
K191823		81.8	7.25	22.1	0.18	1.4	0.214	2.80	37.2	40.7	1.52	3310	0.82	0.32	13.5	28.3
K191824		41.5	7.78	34.8	0.46	1.1	0.636	0.40	19.3	119.5	1.60	12600	0.79	0.01	5.1	6.7
K191825		95.8	9.21	26.3	0.36	1.0	0.477	0.04	22.0	54.4	1.66	13100	0.51	0.01	5.1	7.4
K191826		40.9	7.90	23.0	0.55	0.7	0.851	0.48	12.3	119.0	1.70	11500	1.11	0.01	3.0	4.5
K191827		26.6	6.36	27.5	0.54	1.1	3.10	0.19	17.9	97.4	1.70	7840	1.64	0.01	4.8	7.3
K191828		>10000	13.10	20.2	2.38	1.0	59.2	0.03	22.6	70.6	1.33	5690	0.88	<0.01	6.7	8.8
K191829		155.5	17.40	29.5	0.22	2.3	2.51	1.16	20.7	13.7	1.33	7450	0.39	0.33	18.1	8.5
K191830		2510	10.30	22.8	0.31	0.3	2.37	0.01	19.6	18.0	2.44	6710	2.54	0.03	4.0	19.9
K191831		109.0	8.05	19.15	0.24	2.6	0.159	1.06	51.4	19.0	3.23	1640	5.51	0.29	18.3	21.6
K191832		221	16.45	17.05	0.31	1.0	1.015	1.56	10.3	7.4	1.51	12250	0.49	0.70	9.4	3.0
K191833		165.5	18.25	8.32	0.32	0.4	2.49	0.13	0.9	2.5	2.07	23100	0.43	0.12	3.0	2.4
K191834		127.0	12.45	31.7	0.21	0.9	1.505	0.91	13.3	13.8	0.94	8000	3.91	0.24	26.0	5.6
K191835		299	13.15	29.4	0.22	0.4	2.67	0.06	7.3	7.0	1.44	10450	4.53	0.12	12.7	1.9
K191836		21.6	3.89	10.30	0.23	0.7	0.330	0.54	14.4	75.7	0.74	5470	0.55	0.03	3.6	5.9
K191837		5.3	3.77	17.35	0.23	0.8	0.327	1.15	14.4	102.0	1.69	6220	0.33	0.01	4.0	6.4

***** See Appendix Page for comments regarding this certificate *****

ALS Canada Ltd.
2103 Dollarton Hwy
North Vancouver BC V7H 0A7
Phone: 604 984 0221 Fax: 604 984 0218 www.alsglobal.com

To: **SILVER RANGE RESOURCES LTD.**
C/O ARCHER, CATHRO & ASSOCIATES (1981) LIMITED
1016-510 W HASTINGS ST
VANCOUVER BC V6B 1L8

Finalized Date: 7-JUL-2012
Account: RANSIL

Project: Keg-Fly-Ku Zone

CERTIFICATE OF ANALYSIS WH12138941

Sample Description	Method	ME-MS61	ME-MS61	ME-MS61	ME-MS61	ME-MS61	ME-MS61	ME-MS61	ME-MS61	ME-MS61	ME-MS61	ME-MS61	ME-MS61	ME-MS61	ME-MS61	ME-MS61
	Analyte	P	Pb	Rb	Re	S	Sb	Sc	Se	Sn	Sr	Ta	Te	Th	Ti	Tl
	Units	ppm	ppm	ppm	ppm	%	ppm	ppm	ppm	ppm	ppm	ppm	ppm	ppm	%	ppm
	LOR	10	0.5	0.1	0.002	0.01	0.05	0.1	1	0.2	0.2	0.05	0.05	0.2	0.005	0.02
M676026		1260	65.4	170.5	<0.002	0.05	0.76	14.3	1	8.3	12.9	0.65	0.22	6.9	0.184	0.89
M676027		510	4.3	15.9	0.042	1.10	1.30	5.4	1	33.2	114.5	1.07	0.29	6.1	0.156	0.69
M676028		280	5.6	7.1	<0.002	0.21	1.78	3.5	1	2.6	3.5	0.50	0.37	2.7	0.133	0.05
M676029		1220	210	164.0	0.006	0.03	22.7	9.7	6	6.5	20.6	0.56	0.19	9.5	0.244	1.41
M676030		750	23.4	91.6	<0.002	0.06	11.05	12.0	3	>500	283	0.51	0.06	8.9	0.254	0.73
M676031		1970	10.7	58.8	<0.002	0.02	5.53	10.3	1	23.4	361	0.68	<0.05	10.2	0.238	0.60
M676032		680	5.6	142.5	<0.002	2.21	0.48	15.4	2	16.9	273	0.97	0.08	19.6	0.422	0.71
M676033		500	202	1.0	0.004	0.03	6.70	5.0	2	115.0	93.4	0.34	0.13	6.8	0.147	0.12
K191806		580	6710	37.3	<0.002	0.24	16.45	5.1	44	152.5	78.8	0.23	0.47	6.4	0.107	0.33
K191807		1310	814	18.0	0.002	0.10	34.4	6.1	23	107.5	58.4	0.35	0.41	7.1	0.156	0.17
K191808		580	468	26.9	<0.002	0.05	12.65	5.0	5	204	178.5	0.31	0.14	5.7	0.134	0.42
K191809		560	93.4	176.5	<0.002	0.91	16.55	3.5	12	36.2	153.0	4.38	0.23	3.3	0.025	1.24
K191810		370	799	96.5	<0.002	0.02	3.57	3.2	7	252	81.3	0.53	0.58	6.0	0.098	0.78
K191811		520	4130	166.0	<0.002	0.13	2.90	4.1	56	271	95.6	0.70	1.83	9.5	0.108	1.54
K191812		690	5750	224	<0.002	0.18	4.84	4.9	66	>500	99.0	0.90	2.35	11.0	0.161	1.81
K191813		2820	8440	21.0	0.005	0.29	722	10.0	35	14.6	80.4	0.82	0.58	4.3	0.321	1.21
K191814		580	50.0	230	0.002	0.04	18.50	16.4	29	15.8	84.5	1.01	0.07	22.6	0.434	1.76
K191815		120	155.0	19.9	<0.002	0.01	266	0.8	6	3.4	6.8	<0.05	<0.05	1.4	0.015	0.21
K191816		570	780	82.7	<0.002	0.38	7.21	6.7	31	146.5	88.1	0.34	0.65	7.7	0.158	0.58
K191817		700	216	45.1	<0.002	0.37	5.24	9.7	8	205	148.5	0.34	0.07	7.4	0.157	0.34
K191818		920	416	0.9	<0.002	0.03	27.5	6.7	4	303	405	3.11	0.27	4.3	0.132	0.29
K191819		460	110.5	5.4	<0.002	0.01	5.20	6.5	1	90.6	107.5	0.63	<0.05	10.8	0.250	0.05
K191820		1920	92.0	135.5	0.002	4.86	38.6	5.0	37	130.0	146.5	0.56	0.18	16.3	0.240	1.44
K191821		870	222	170.0	0.005	0.94	11.90	13.6	13	199.5	134.0	0.70	0.13	10.7	0.248	1.34
K191822		670	58.1	37.8	<0.002	0.06	9.37	12.2	8	107.0	141.0	0.56	0.05	9.3	0.248	0.48
K191823		450	20.4	93.5	<0.002	0.04	7.15	10.4	3	11.2	235	0.82	<0.05	12.0	0.319	1.02
K191824		540	>10000	46.9	0.004	1.43	28.8	4.0	88	118.0	258	0.34	0.63	6.3	0.144	0.50
K191825		560	>10000	6.5	0.003	0.55	37.7	3.9	64	159.5	241	0.34	0.47	6.7	0.141	0.15
K191826		470	>10000	50.5	0.009	1.57	34.9	2.4	123	103.5	156.0	0.20	0.87	3.6	0.085	0.60
K191827		560	>10000	17.3	0.011	1.14	25.7	3.8	122	102.5	283	0.33	0.87	5.8	0.127	0.61
K191828		440	>10000	2.2	0.005	2.81	17.85	6.1	645	147.5	346	0.47	3.10	7.4	0.201	0.83
K191829		210	1030	18.2	<0.002	0.23	6.84	12.1	6	427	269	1.15	0.10	15.2	0.423	0.25
K191830		2010	3580	0.7	0.015	0.12	17.85	2.4	49	210	104.5	0.20	0.27	3.3	0.071	0.32
K191831		190	112.0	74.5	0.007	0.21	2.13	13.5	6	4.6	280	1.41	0.05	14.7	0.344	0.31
K191832		440	41.6	107.5	<0.002	0.30	2.57	3.4	3	59.3	229	1.56	0.06	3.4	0.099	0.66
K191833		220	34.6	2.3	<0.002	0.13	1.93	2.4	2	198.5	19.5	0.18	<0.05	1.1	0.062	0.04
K191834		840	25.9	59.9	0.063	0.44	1.64	4.1	2	92.1	51.5	3.27	0.40	3.6	0.139	0.99
K191835		380	16.6	4.6	0.022	1.29	1.57	1.3	2	24.7	47.2	0.18	0.49	1.7	0.046	0.29
K191836		570	>10000	49.9	0.003	0.68	15.90	2.6	49	28.0	151.0	0.23	0.38	4.4	0.092	0.42
K191837		630	>10000	123.0	0.002	0.60	12.70	2.8	47	68.8	161.5	0.25	0.32	4.7	0.100	0.98

***** See Appendix Page for comments regarding this certificate *****

ALS Canada Ltd.
2103 Dollarton Hwy
North Vancouver BC V7H 0A7
Phone: 604 984 0221 Fax: 604 984 0218 www.alsglobal.com

To: **SILVER RANGE RESOURCES LTD.**
C/O ARCHER, CATHRO & ASSOCIATES (1981) LIMITED
1016-510 W HASTINGS ST
VANCOUVER BC V6B 1L8

Finalized Date: 7-JUL-2012
Account: RANSIL

Project: Keg-Fly-Ku Zone

CERTIFICATE OF ANALYSIS WH12138941

Sample Description	Method	ME-MS61	ME-MS61	ME-MS61	ME-MS61	ME-MS61	ME-MS61	Ag-OG62	Cu-OG62	Pb-OG62	Zn-OG62	W-XRF05
	Analyte	U	V	W	Y	Zn	Zr	Ag	Cu	Pb	Zn	W
	Units	ppm	ppm	ppm	ppm	ppm	ppm	ppm	%	%	%	ppm
	LOR	0.1	1	0.1	0.1	2	0.5	1	0.001	0.001	0.001	10
M676026		5.1	44	5.7	3.9	33	15.6					
M676027		1.8	29	6640	10.7	284	16.4					6580
M676028		1.0	46	6.3	9.1	74	16.9					
M676029		5.3	315	29.3	18.1	184	56.5					
M676030		2.1	101	15.5	19.2	312	36.2					
M676031		3.4	154	5.0	21.6	211	48.8					
M676032		2.4	75	2.8	21.0	67	51.5					
M676033		2.0	24	510	12.8	592	16.0					540
K191806		2.9	241	4.0	2.8	372	31.0					
K191807		4.4	144	35.3	8.8	687	15.9					
K191808		2.5	75	2.4	5.2	322	18.9					
K191809		17.0	7	2.1	5.5	28	13.0					
K191810		3.9	142	4.8	9.2	1060	12.5					
K191811		7.2	96	6.0	7.2	955	15.4					
K191812		6.5	96	3.7	8.7	840	16.6	158				
K191813		10.3	1320	3.4	5.8	1530	82.7					
K191814		24.9	706	11.9	14.6	737	102.0					
K191815		1.7	49	1.7	1.9	48	3.6					
K191816		2.1	145	4.3	5.3	287	18.4					
K191817		2.9	189	2.7	8.8	96	24.2					
K191818		3.9	204	3.8	14.4	992	23.4					
K191819		1.7	36	31.3	23.8	291	39.0					
K191820		5.7	151	20.2	7.7	147	38.0					
K191821		4.0	399	8.6	10.3	34	55.7					
K191822		4.5	194	4.6	14.8	174	28.6					
K191823		1.8	90	2.0	17.3	132	46.7					
K191824		1.1	26	720	8.4	>10000	35.6			2.25	1.745	780
K191825		1.1	22	421	10.1	>10000	30.4			2.17	1.335	
K191826		0.8	17	1510	6.5	>10000	20.9	101		3.16	2.41	1650
K191827		1.1	24	1680	11.0	>10000	33.3	123		2.45	1.485	1970
K191828		1.2	37	640	15.3	1260	26.1	793	3.00	7.70		1010
K191829		1.9	60	68.7	10.9	614	58.5					
K191830		4.2	72	2120	17.3	1900	8.0					2270
K191831		5.9	146	39.1	42.3	136	84.2					
K191832		4.5	15	118.5	12.5	183	23.7					
K191833		0.4	13	5.2	29.5	238	12.5					
K191834		1.9	30	8340	9.7	170	23.2					8410
K191835		2.0	13	4260	7.1	289	9.4					>10000
K191836		0.9	16	409	8.0	9230	22.3			1.280		
K191837		1.0	21	206	7.6	7100	27.4			1.130		

***** See Appendix Page for comments regarding this certificate *****

ALS Canada Ltd.
2103 Dollarton Hwy
North Vancouver BC V7H 0A7
Phone: 604 984 0221 Fax: 604 984 0218 www.alsglobal.com

To: **SILVER RANGE RESOURCES LTD.**
C/O ARCHER, CATHRO & ASSOCIATES (1981) LIMITED
1016-510 W HASTINGS ST
VANCOUVER BC V6B 1L8

Project: Keg-Fly-Ku Zone

Finalized Date: 7-JUL-2012
Account: RANSIL

CERTIFICATE OF ANALYSIS WH12138941

Method	CERTIFICATE COMMENTS
ME-MS61	Interference: Ca>10% on ICP-MS As, ICP-AES results shown.
ME-MS61	REE's may not be totally soluble in this method.

ALS Canada Ltd.

2103 Dollarton Hwy
North Vancouver BC V7H 0A7
Phone: 604 984 0221 Fax: 604 984 0218 www.alsglobal.com

To: **SILVER RANGE RESOURCES LTD.**
C/O ARCHER, CATHRO & ASSOCIATES (1981) LIMITED
1016-510 W HASTINGS ST
VANCOUVER BC V6B 1L8

Finalized Date: 3-JUL-2012
Account: RANSIL

CERTIFICATE WH12138942

Project: Keg-Fly-Ku Zone

P.O. No.: Claim Group 7

This report is for 146 Soil samples submitted to our lab in Whitehorse, YT, Canada on 19-JUN-2012.

The following have access to data associated with this certificate:

MATT DUMALA	JOAN MARIACHER	

SAMPLE PREPARATION

ALS CODE	DESCRIPTION
WEI-21	Received Sample Weight
LOG-22	Sample login - Rcd w/o BarCode
SCR-41	Screen to -180um and save both

ANALYTICAL PROCEDURES

ALS CODE	DESCRIPTION	INSTRUMENT
Au-ICP21	Au 30g FA ICP-AES Finish	ICP-AES
ME-MS41	51 anal. aqua regia ICPMS	

To: **SILVER RANGE RESOURCES LTD.**
ATTN: JOAN MARIACHER
C/O ARCHER, CATHRO & ASSOCIATES (1981) LIMITED
1016-510 W HASTINGS ST
VANCOUVER BC V6B 1L8

This is the Final Report and supersedes any preliminary report with this certificate number. Results apply to samples as submitted. All pages of this report have been checked and approved for release.

***** See Appendix Page for comments regarding this certificate *****

Signature:

Colin Ramshaw, Vancouver Laboratory Manager

ALS Canada Ltd.
2103 Dollarton Hwy
North Vancouver BC V7H 0A7
Phone: 604 984 0221 Fax: 604 984 0218 www.alsglobal.com

To: **SILVER RANGE RESOURCES LTD.**
C/O ARCHER, CATHRO & ASSOCIATES (1981) LIMITED
1016-510 W HASTINGS ST
VANCOUVER BC V6B 1L8

Finalized Date: 3-JUL-2012
Account: RANSIL

Project: Keg-Fly-Ku Zone

CERTIFICATE OF ANALYSIS WH12138942

Sample Description	Method	WEI-21	Au-ICP21	ME-MS41	ME-MS41	ME-MS41	ME-MS41	ME-MS41	ME-MS41	ME-MS41	ME-MS41	ME-MS41	ME-MS41	ME-MS41	ME-MS41	ME-MS41
	Analyte	Recvd Wt.	Au	Ag	Al	As	Au	B	Ba	Be	Bi	Ca	Cd	Ce	Co	Cr
	Units	kg	ppm	ppm	%	ppm	ppm	ppm	ppm	ppm	ppm	%	ppm	ppm	ppm	ppm
	LOR	0.02	0.001	0.01	0.01	0.1	0.2	10	10	0.05	0.01	0.01	0.01	0.02	0.1	1
DD018415		0.25	0.002	0.05	0.76	14.9	<0.2	<10	70	0.21	0.30	0.10	0.16	24.9	3.7	16
DD018416		0.39	0.007	0.28	3.19	14.1	<0.2	<10	130	1.42	0.37	0.27	0.17	36.2	12.6	40
DD018417		0.21	0.004	0.39	1.98	17.3	<0.2	<10	90	1.00	0.42	0.22	0.20	30.3	7.5	27
DD018418		0.20	0.002	0.18	2.88	24.2	<0.2	<10	160	0.93	0.90	0.15	0.21	34.1	12.9	41
DD018419		0.27	0.002	0.28	2.39	18.2	<0.2	<10	120	0.99	0.78	0.23	0.17	30.2	10.2	33
DD018420		0.31	0.005	0.35	2.72	24.3	<0.2	<10	160	1.23	0.81	0.21	0.33	37.9	14.5	38
DD018421		0.31	0.002	0.13	2.49	26.3	<0.2	<10	170	0.87	0.93	0.52	0.25	29.6	15.1	39
DD018422		0.32	0.003	0.39	2.89	25.0	<0.2	<10	160	1.26	0.69	0.47	0.23	34.7	14.5	37
DD018423		0.32	0.002	0.23	2.31	33.5	<0.2	<10	140	0.89	0.61	0.23	0.27	41.3	9.8	30
DD018424		0.30	0.003	0.15	2.64	34.1	<0.2	<10	200	0.82	1.06	0.13	0.30	35.5	10.6	31
DD018425		0.32	0.003	0.27	2.32	45.6	<0.2	<10	180	0.82	1.17	0.18	0.39	32.2	8.6	28
DD018426		0.32	0.003	0.22	2.52	48.7	<0.2	<10	210	0.87	1.14	0.14	0.34	31.7	8.7	27
DD018427		0.29	0.003	0.88	2.15	41.4	<0.2	<10	120	1.05	1.02	0.13	0.34	32.7	8.2	33
DD018428		0.35	0.001	0.72	0.59	72.5	<0.2	<10	60	0.76	0.32	0.02	1.14	55.3	10.8	13
DD018429		0.33	0.002	0.20	4.73	11.5	<0.2	<10	350	1.44	0.24	0.36	0.14	32.0	9.9	65
DD018430		0.37	0.002	0.23	2.78	11.2	<0.2	<10	180	0.85	0.50	0.22	0.42	32.2	9.1	33
DD018431		0.39	0.002	0.23	3.54	16.2	<0.2	<10	260	0.97	0.39	0.25	0.23	38.3	12.1	44
DD018432		0.33	0.002	0.15	3.52	14.4	<0.2	<10	230	1.11	0.41	0.29	0.24	40.4	11.8	40
DD018433		0.27	0.014	0.19	2.00	156.0	<0.2	<10	130	0.44	0.37	0.21	0.26	23.2	6.3	28
DD018434		0.17	0.003	0.23	1.23	6.8	<0.2	<10	100	0.33	0.24	0.16	0.45	14.35	3.6	13
DD018435		0.21	0.002	0.16	2.45	13.0	<0.2	<10	170	0.75	0.33	0.16	0.22	32.1	7.6	31
DD018436		0.22	0.003	0.14	2.78	25.2	<0.2	<10	180	0.92	0.52	0.20	0.30	36.6	10.7	35
DD018437		0.25	0.002	0.47	1.26	6.7	<0.2	<10	70	0.53	0.22	0.24	0.23	16.00	8.4	17
DD018438		0.35	0.001	0.29	2.15	18.0	<0.2	<10	130	0.79	0.62	0.19	0.37	32.0	8.2	28
DD018439		0.33	0.002	0.38	1.66	44.2	<0.2	<10	110	0.81	0.79	0.30	0.73	31.2	6.4	20
DD018440		0.26	0.004	0.12	1.97	16.7	<0.2	<10	110	0.59	0.48	0.14	0.28	30.5	8.7	29
DD018441		0.42	0.003	0.22	1.94	35.6	<0.2	<10	200	0.69	0.48	0.40	0.21	53.1	7.4	19
DD018442		0.34	0.005	0.23	2.20	18.4	<0.2	<10	190	0.61	6.41	0.38	0.70	47.3	7.1	23
DD018443		0.37	0.002	0.20	2.91	29.5	<0.2	<10	290	1.00	0.66	0.46	0.71	62.3	11.1	21
DD018444		0.23	0.004	0.52	0.66	3.8	<0.2	<10	80	0.35	0.44	0.40	1.85	11.00	2.1	4
DD018445		0.38	0.007	0.42	2.58	21.8	<0.2	<10	260	1.19	6.43	0.28	0.81	50.2	9.7	31
DD018446		0.31	0.003	0.23	2.11	17.0	<0.2	<10	160	1.00	0.95	0.15	0.71	35.8	6.6	19
DD018447		0.43	0.012	1.90	2.74	14.4	<0.2	<10	290	1.39	8.50	0.40	1.79	53.2	8.9	31
DD018448		0.41	0.005	0.32	2.55	19.8	<0.2	<10	270	1.34	3.08	0.22	0.62	46.1	8.8	24
DD018449		0.40	0.003	0.48	2.39	20.6	<0.2	<10	210	1.51	1.37	0.16	0.32	56.1	6.8	20
DD018450		0.20	0.004	0.09	1.94	17.8	<0.2	<10	270	0.75	3.63	0.18	0.20	30.3	5.9	22
DD018451		0.33	0.003	0.38	2.02	13.4	<0.2	<10	200	1.25	2.11	0.28	0.30	59.5	7.9	19
DD018452		0.24	0.003	0.57	4.06	24.2	<0.2	<10	420	2.83	2.47	0.22	0.34	116.0	15.4	28
DD018453		0.30	0.003	0.14	2.16	20.2	<0.2	<10	160	0.75	0.36	0.16	0.31	44.0	7.0	18
DD018454		0.29	0.002	0.12	2.18	20.1	<0.2	<10	210	0.89	0.31	0.19	0.31	54.2	8.7	17

***** See Appendix Page for comments regarding this certificate *****

ALS Canada Ltd.
2103 Dollarton Hwy
North Vancouver BC V7H 0A7
Phone: 604 984 0221 Fax: 604 984 0218 www.alsglobal.com

To: **SILVER RANGE RESOURCES LTD.**
C/O ARCHER, CATHRO & ASSOCIATES (1981) LIMITED
1016-510 W HASTINGS ST
VANCOUVER BC V6B 1L8

Finalized Date: 3-JUL-2012
Account: RANSIL

Project: Keg-Fly-Ku Zone

CERTIFICATE OF ANALYSIS WH12138942

Sample Description	Method	ME-MS41	ME-MS41	ME-MS41	ME-MS41	ME-MS41	ME-MS41	ME-MS41	ME-MS41	ME-MS41	ME-MS41	ME-MS41	ME-MS41	ME-MS41	ME-MS41	ME-MS41
	Analyte	Cs	Cu	Fe	Ga	Ge	Hf	Hg	In	K	La	Li	Mg	Mn	Mo	Na
	Units	ppm	ppm	%	ppm	ppm	ppm	ppm	ppm	%	ppm	ppm	%	ppm	ppm	%
	LOR	0.05	0.2	0.01	0.05	0.05	0.02	0.01	0.005	0.01	0.2	0.1	0.01	5	0.05	0.01
DD018415		4.86	14.2	1.73	7.83	<0.05	0.02	0.04	0.013	0.03	13.7	5.0	0.09	73	2.05	0.01
DD018416		9.01	33.9	3.06	9.67	0.07	0.04	0.04	0.030	0.18	22.3	32.5	0.97	430	1.09	0.02
DD018417		5.77	20.7	2.61	6.86	0.05	0.02	0.05	0.031	0.06	20.8	18.1	0.44	278	1.87	0.01
DD018418		15.55	31.0	3.68	10.25	0.06	0.02	0.04	0.042	0.13	18.3	34.9	0.95	401	2.10	0.01
DD018419		9.57	34.7	2.64	7.48	0.06	0.02	0.04	0.031	0.11	17.2	26.5	0.77	300	1.21	0.02
DD018420		11.40	30.9	2.87	8.09	0.06	0.04	0.05	0.038	0.12	20.2	34.6	0.91	396	1.44	0.01
DD018421		12.15	27.3	3.51	9.87	0.06	0.02	0.04	0.049	0.15	16.5	32.5	0.89	704	2.23	0.01
DD018422		11.15	23.3	2.79	8.38	0.06	0.07	0.08	0.042	0.11	19.8	35.8	1.21	456	1.56	0.01
DD018423		10.20	20.4	3.04	8.12	0.05	0.02	0.05	0.037	0.10	18.5	36.1	1.10	330	2.31	0.01
DD018424		5.72	28.3	3.25	8.36	0.06	0.03	0.06	0.048	0.15	18.8	26.6	0.59	431	3.27	0.01
DD018425		7.09	29.1	3.05	7.79	0.05	0.02	0.04	0.047	0.16	17.1	29.8	0.58	447	2.42	0.01
DD018426		10.65	27.9	2.83	8.10	0.05	0.02	0.07	0.044	0.13	17.2	25.7	0.54	361	2.44	0.01
DD018427		9.24	37.7	2.90	6.68	0.05	0.02	0.06	0.048	0.11	18.2	26.8	0.68	309	1.99	0.01
DD018428		4.40	36.3	3.75	1.64	0.08	0.06	0.03	0.050	0.07	32.2	7.9	0.04	416	20.4	<0.01
DD018429		24.7	22.1	4.52	13.55	0.10	0.09	0.03	0.028	0.63	17.5	67.9	2.00	732	0.54	0.01
DD018430		7.39	25.2	2.55	9.81	0.06	0.02	0.04	0.026	0.14	17.6	31.9	0.67	265	0.91	0.01
DD018431		8.64	24.2	3.11	11.50	0.08	0.03	0.04	0.036	0.30	20.6	58.4	1.13	317	0.83	0.02
DD018432		10.10	25.1	3.11	10.60	0.08	0.02	0.03	0.031	0.24	21.7	44.6	0.88	475	0.72	0.01
DD018433		4.40	27.9	3.03	8.03	0.06	<0.02	0.03	0.066	0.19	13.7	20.6	0.42	459	0.95	0.01
DD018434		2.03	11.1	1.40	4.48	<0.05	<0.02	0.02	0.015	0.05	8.5	8.9	0.23	252	0.68	0.02
DD018435		4.22	18.3	2.78	8.30	0.05	0.02	0.03	0.031	0.10	18.6	28.5	0.64	436	1.45	0.01
DD018436		7.93	25.0	2.99	9.69	0.06	0.02	0.04	0.035	0.15	19.6	38.6	0.81	518	1.19	0.01
DD018437		3.30	25.9	2.45	5.94	<0.05	<0.02	0.03	0.019	0.05	10.4	10.8	0.28	574	0.95	0.02
DD018438		4.92	27.3	2.69	8.13	0.05	<0.02	0.03	0.032	0.12	18.0	23.7	0.55	657	1.27	0.01
DD018439		5.05	28.1	2.52	7.24	0.05	<0.02	0.03	0.039	0.10	18.3	20.4	0.44	529	1.25	0.01
DD018440		3.45	21.6	2.87	7.04	<0.05	<0.02	0.03	0.036	0.08	17.2	18.3	0.52	680	1.75	0.01
DD018441		4.23	20.9	2.55	6.51	0.06	0.04	0.03	0.045	0.11	27.7	23.7	0.49	501	0.67	0.02
DD018442		7.14	47.4	5.71	7.65	0.09	0.02	0.04	0.135	0.24	23.3	29.3	0.36	731	1.05	0.02
DD018443		4.93	59.1	4.44	7.11	0.08	0.04	0.04	0.088	0.07	19.4	21.8	0.60	913	0.60	0.02
DD018444		0.83	15.7	0.82	2.61	<0.05	0.03	0.04	0.010	0.02	5.9	3.0	0.07	148	0.27	0.04
DD018445		4.31	62.4	3.16	8.15	0.08	0.02	0.06	0.078	0.12	23.1	27.2	0.54	668	1.23	0.02
DD018446		4.19	23.4	2.53	7.16	0.05	<0.02	0.05	0.032	0.11	18.6	19.3	0.40	403	1.17	0.02
DD018447		4.92	176.5	3.04	7.94	0.13	0.04	0.06	0.096	0.17	33.0	26.0	0.57	673	0.94	0.02
DD018448		5.28	37.8	3.04	7.83	0.07	<0.02	0.08	0.058	0.14	23.1	25.6	0.54	555	1.32	0.02
DD018449		4.38	21.6	2.81	8.02	0.06	<0.02	0.07	0.035	0.10	26.9	20.9	0.45	448	1.51	0.02
DD018450		4.18	17.3	2.88	8.69	<0.05	<0.02	0.05	0.031	0.07	15.7	14.2	0.38	349	1.79	0.02
DD018451		4.86	20.8	2.64	7.02	0.08	0.02	0.06	0.034	0.15	28.6	26.9	0.52	441	1.06	0.02
DD018452		7.60	55.5	3.98	12.15	0.12	0.05	0.14	0.072	0.17	53.6	37.0	0.68	1450	2.00	0.02
DD018453		3.72	14.0	2.63	6.61	0.06	0.04	0.06	0.033	0.10	21.9	25.7	0.44	369	1.28	0.02
DD018454		5.72	14.2	2.63	6.54	0.07	0.05	0.08	0.032	0.12	25.5	24.9	0.48	533	0.88	0.02

***** See Appendix Page for comments regarding this certificate *****

ALS Canada Ltd.
2103 Dollarton Hwy
North Vancouver BC V7H 0A7
Phone: 604 984 0221 Fax: 604 984 0218 www.alsglobal.com

To: **SILVER RANGE RESOURCES LTD.**
C/O ARCHER, CATHRO & ASSOCIATES (1981) LIMITED
1016-510 W HASTINGS ST
VANCOUVER BC V6B 1L8

Finalized Date: 3-JUL-2012
Account: RANSIL

Project: Keg-Fly-Ku Zone

CERTIFICATE OF ANALYSIS WH12138942

Sample Description	Method	ME-MS41	ME-MS41	ME-MS41	ME-MS41	ME-MS41	ME-MS41	ME-MS41	ME-MS41	ME-MS41	ME-MS41	ME-MS41	ME-MS41	ME-MS41	ME-MS41	ME-MS41
	Analyte	Nb	Ni	P	Pb	Rb	Re	S	Sb	Sc	Se	Sn	Sr	Ta	Te	Th
	Units	ppm	ppm	ppm	ppm	ppm	ppm	%	ppm	ppm	ppm	ppm	ppm	ppm	ppm	ppm
	LOR	0.05	0.2	10	0.2	0.1	0.001	0.01	0.05	0.1	0.2	0.2	0.2	0.01	0.01	0.2
DD018415		2.51	9.9	250	9.7	7.1	<0.001	0.02	1.53	1.3	0.5	1.0	10.0	<0.01	0.04	2.1
DD018416		2.43	29.6	640	17.8	24.8	<0.001	0.05	0.97	4.5	0.8	0.7	24.9	0.01	0.03	3.5
DD018417		1.49	17.7	600	23.0	12.5	<0.001	0.04	1.28	2.5	0.8	0.7	18.0	0.01	0.04	1.5
DD018418		2.23	32.2	600	29.1	20.9	<0.001	0.03	3.48	3.7	0.7	1.3	28.1	<0.01	0.03	2.9
DD018419		1.35	26.5	790	25.6	17.1	<0.001	0.05	3.30	2.4	0.6	0.9	26.3	<0.01	0.03	1.4
DD018420		2.01	33.4	770	28.6	19.3	<0.001	0.04	4.39	3.6	0.7	1.0	33.9	0.01	0.03	4.0
DD018421		1.55	29.6	1160	40.6	32.6	<0.001	0.08	4.40	2.7	0.5	1.6	33.5	<0.01	0.03	1.6
DD018422		2.21	29.7	800	39.5	20.5	<0.001	0.05	4.23	4.2	0.7	1.4	44.4	0.01	0.03	6.0
DD018423		1.25	22.9	770	34.8	15.7	<0.001	0.05	4.13	2.1	0.8	1.3	18.4	0.01	0.03	1.2
DD018424		2.33	27.0	530	48.9	22.1	0.001	0.03	7.18	3.5	0.9	1.8	18.6	<0.01	0.04	3.8
DD018425		1.89	23.4	560	47.8	28.9	<0.001	0.03	5.27	3.0	0.7	1.5	17.9	<0.01	0.03	2.7
DD018426		1.67	22.0	690	46.5	21.2	<0.001	0.04	6.16	2.3	0.8	1.8	15.2	<0.01	0.04	1.3
DD018427		1.27	24.0	670	26.8	22.4	<0.001	0.04	4.59	2.0	0.7	1.1	13.8	<0.01	0.04	1.0
DD018428		0.13	24.2	660	17.9	14.5	<0.001	<0.01	41.0	3.7	1.4	0.8	15.8	0.01	0.01	11.8
DD018429		2.04	34.6	740	18.6	80.9	<0.001	0.01	1.30	6.8	0.5	2.3	55.8	<0.01	0.02	8.6
DD018430		2.16	21.0	490	122.5	23.2	<0.001	0.05	0.95	3.6	0.6	0.9	16.5	0.01	0.03	2.5
DD018431		3.30	26.2	440	38.3	34.4	<0.001	0.04	1.20	5.5	0.6	1.1	18.4	0.01	0.03	4.9
DD018432		2.42	25.2	460	43.7	36.7	<0.001	0.03	0.97	4.6	0.6	1.0	23.7	0.01	0.02	3.8
DD018433		1.28	15.2	570	20.4	29.0	<0.001	0.08	0.94	1.9	0.5	1.0	15.9	<0.01	0.04	0.8
DD018434		0.44	9.0	730	9.1	9.5	<0.001	0.05	0.46	0.7	0.4	0.4	13.7	<0.01	0.02	0.2
DD018435		1.04	19.0	670	19.1	19.4	<0.001	0.06	0.89	2.2	0.7	0.8	14.9	0.01	0.03	0.7
DD018436		1.65	24.2	570	27.8	27.2	<0.001	0.07	2.94	3.0	0.7	0.9	19.7	<0.01	0.03	1.6
DD018437		0.43	11.5	800	15.7	11.6	<0.001	0.26	1.10	1.1	0.5	0.5	15.7	<0.01	0.02	0.3
DD018438		1.08	18.8	610	50.0	26.1	<0.001	0.09	2.97	2.2	0.6	1.0	13.3	<0.01	0.03	1.0
DD018439		1.28	15.7	480	51.1	22.2	<0.001	0.04	14.50	2.7	0.4	1.1	17.0	<0.01	0.02	2.0
DD018440		0.97	19.9	660	24.0	16.9	<0.001	0.04	1.38	2.3	0.8	0.8	13.4	<0.01	0.03	1.1
DD018441		1.84	13.0	490	21.6	20.2	<0.001	0.01	0.96	5.0	0.5	1.4	17.9	<0.01	0.01	10.0
DD018442		2.27	14.4	1060	64.1	31.1	<0.001	0.11	0.82	3.8	0.7	4.0	27.1	0.01	0.04	5.5
DD018443		1.59	18.8	680	23.0	13.5	<0.001	0.02	0.84	4.3	0.6	1.7	21.6	<0.01	0.02	7.9
DD018444		0.58	3.0	460	27.0	2.9	<0.001	0.05	0.18	0.6	0.4	0.3	12.6	<0.01	0.01	0.4
DD018445		1.79	26.4	730	49.0	21.8	<0.001	0.03	0.96	3.9	0.8	1.6	18.7	0.01	0.04	4.0
DD018446		1.34	13.1	870	21.5	19.2	<0.001	0.04	1.01	1.9	0.7	1.1	11.7	<0.01	0.03	0.6
DD018447		1.72	25.4	980	268	28.5	<0.001	0.02	0.96	5.2	1.0	2.3	23.4	<0.01	0.05	9.0
DD018448		1.70	18.9	710	39.6	24.4	<0.001	0.02	1.08	4.3	0.9	1.6	15.8	<0.01	0.02	3.8
DD018449		0.78	15.6	840	26.3	18.4	<0.001	0.04	1.28	1.6	1.2	1.2	15.2	<0.01	0.02	0.5
DD018450		0.83	13.2	820	20.5	13.8	<0.001	0.05	1.13	1.0	0.4	1.3	19.6	<0.01	0.03	0.2
DD018451		1.75	15.4	880	32.4	26.5	<0.001	0.01	0.94	4.7	1.0	1.2	18.9	<0.01	0.02	6.0
DD018452		2.51	23.1	1230	199.0	34.5	<0.001	0.08	1.37	6.5	1.8	2.1	22.0	<0.01	0.04	5.0
DD018453		2.09	15.1	680	20.3	15.7	<0.001	0.02	1.09	3.8	0.7	1.0	12.8	<0.01	0.02	4.9
DD018454		2.03	16.0	550	19.1	21.1	<0.001	0.01	1.07	4.7	0.6	1.2	12.8	<0.01	0.02	9.4

***** See Appendix Page for comments regarding this certificate *****

ALS Canada Ltd.
2103 Dollarton Hwy
North Vancouver BC V7H 0A7
Phone: 604 984 0221 Fax: 604 984 0218 www.alsglobal.com

To: **SILVER RANGE RESOURCES LTD.**
C/O ARCHER, CATHRO & ASSOCIATES (1981) LIMITED
1016-510 W HASTINGS ST
VANCOUVER BC V6B 1L8

Finalized Date: 3-JUL-2012
Account: RANSIL

Project: Keg-Fly-Ku Zone

CERTIFICATE OF ANALYSIS WH12138942

Sample Description	Method	ME-MS41	ME-MS41	ME-MS41	ME-MS41	ME-MS41	ME-MS41	ME-MS41	ME-MS41
	Analyte	Ti	Tl	U	V	W	Y	Zn	Zr
	Units	%	ppm	ppm	ppm	ppm	ppm	ppm	ppm
	LOR	0.005	0.02	0.05	1	0.05	0.05	2	0.5
DD018415		0.085	0.11	0.61	63	0.52	2.40	39	0.9
DD018416		0.099	0.23	1.15	48	0.45	11.60	87	1.4
DD018417		0.047	0.21	1.13	48	0.54	10.45	56	<0.5
DD018418		0.067	0.27	1.06	64	0.54	6.10	99	0.6
DD018419		0.048	0.21	1.02	46	0.43	6.42	75	<0.5
DD018420		0.067	0.22	1.14	49	0.66	7.37	96	1.0
DD018421		0.067	0.24	1.20	64	0.60	6.75	126	0.5
DD018422		0.065	0.25	1.97	53	0.54	10.90	93	1.9
DD018423		0.035	0.19	1.25	54	0.56	7.89	79	<0.5
DD018424		0.069	0.31	1.38	72	0.76	5.84	113	0.7
DD018425		0.063	0.28	1.12	58	0.83	5.84	123	0.5
DD018426		0.054	0.28	1.19	60	0.64	5.96	104	<0.5
DD018427		0.054	0.29	1.59	59	0.73	5.79	87	<0.5
DD018428		<0.005	0.30	8.17	67	0.39	16.80	201	2.6
DD018429		0.124	0.81	1.49	157	0.27	6.80	115	4.4
DD018430		0.099	0.23	0.86	48	1.67	5.00	129	0.5
DD018431		0.144	0.31	1.05	55	1.37	5.85	88	1.0
DD018432		0.112	0.32	1.07	47	0.84	6.73	107	0.6
DD018433		0.067	0.21	0.85	39	0.44	3.71	79	<0.5
DD018434		0.030	0.11	0.76	30	0.34	3.57	42	<0.5
DD018435		0.053	0.22	1.25	52	0.46	6.87	84	<0.5
DD018436		0.070	0.30	1.00	51	2.07	5.60	106	<0.5
DD018437		0.076	0.12	1.04	73	0.46	3.86	63	<0.5
DD018438		0.052	0.24	1.34	53	1.08	6.83	118	<0.5
DD018439		0.038	0.31	1.20	50	1.91	6.88	97	<0.5
DD018440		0.054	0.19	1.47	54	1.19	5.73	110	<0.5
DD018441		0.091	0.22	1.67	41	1.61	11.05	66	1.4
DD018442		0.092	0.28	1.47	40	1.49	7.50	87	0.5
DD018443		0.059	0.20	1.07	38	2.39	6.95	68	1.2
DD018444		0.034	0.05	0.67	21	0.76	3.26	63	1.3
DD018445		0.071	0.22	2.18	49	68.4	10.65	103	0.7
DD018446		0.050	0.24	2.74	45	5.72	8.07	73	<0.5
DD018447		0.092	0.23	2.91	44	25.0	16.45	190	1.4
DD018448		0.062	0.32	2.84	55	5.16	11.85	109	<0.5
DD018449		0.033	0.27	5.26	55	0.72	13.40	84	<0.5
DD018450		0.035	0.29	1.68	62	4.89	7.59	75	<0.5
DD018451		0.067	0.26	3.17	47	0.82	14.70	82	0.5
DD018452		0.040	0.55	9.76	78	1.57	25.3	135	1.2
DD018453		0.056	0.21	1.28	47	0.54	8.55	72	1.2
DD018454		0.075	0.27	1.65	46	0.79	11.50	70	1.7

***** See Appendix Page for comments regarding this certificate *****

ALS Canada Ltd.
2103 Dollarton Hwy
North Vancouver BC V7H 0A7
Phone: 604 984 0221 Fax: 604 984 0218 www.alsglobal.com

To: **SILVER RANGE RESOURCES LTD.**
C/O ARCHER, CATHRO & ASSOCIATES (1981) LIMITED
1016-510 W HASTINGS ST
VANCOUVER BC V6B 1L8

Finalized Date: 3-JUL-2012
Account: RANSIL

Project: Keg-Fly-Ku Zone

CERTIFICATE OF ANALYSIS WH12138942

Sample Description	Method	WEI-21	Au-ICP21	ME-MS41	ME-MS41	ME-MS41	ME-MS41	ME-MS41	ME-MS41	ME-MS41	ME-MS41	ME-MS41	ME-MS41	ME-MS41	ME-MS41	ME-MS41
	Analyte	Recvd Wt.	Au	Ag	Al	As	Au	B	Ba	Be	Bi	Ca	Cd	Ce	Co	Cr
	Units	kg	ppm	ppm	%	ppm	ppm	ppm	ppm	ppm	ppm	%	ppm	ppm	ppm	ppm
	LOR	0.02	0.001	0.01	0.01	0.1	0.2	10	10	0.05	0.01	0.01	0.01	0.02	0.1	1
DD018455		0.34	0.003	0.31	2.64	27.5	<0.2	<10	250	1.00	0.67	0.16	0.42	59.6	11.5	24
DD018456		0.31	0.006	0.23	3.01	46.8	<0.2	<10	280	1.44	1.77	0.16	0.47	47.8	14.0	34
DD018457		0.26	0.004	0.17	1.85	15.4	<0.2	<10	150	0.78	2.65	0.15	0.31	35.1	6.7	23
DD018458		0.29	0.003	0.24	1.37	14.0	<0.2	10	160	1.50	0.78	0.99	1.42	36.3	6.1	18
DD018459		0.45	0.002	0.09	1.85	19.7	<0.2	<10	120	0.62	0.58	0.09	0.33	30.4	5.3	22
DD018460		0.27	0.002	0.24	1.38	24.2	<0.2	<10	110	0.45	0.62	0.13	0.29	30.2	5.8	20
DD018461		0.38	0.002	0.64	5.54	28.1	<0.2	<10	370	1.64	0.24	0.79	0.46	37.4	15.8	74
DD018462		0.32	0.002	0.07	1.41	15.9	<0.2	<10	90	0.38	0.32	0.14	0.16	33.1	3.9	22
DD018463		0.28	0.002	0.07	1.86	17.7	<0.2	<10	150	0.59	0.38	0.16	0.27	26.2	6.4	31
DD018464		0.26	0.002	0.45	3.87	24.9	<0.2	<10	270	1.60	0.69	0.36	0.55	47.6	13.1	40
DD018465		0.19	0.004	0.18	2.60	74.1	<0.2	<10	180	0.91	0.40	0.24	0.20	29.4	9.4	33
DD018466		0.21	0.006	0.09	1.59	7.1	<0.2	<10	140	0.40	0.21	0.26	0.13	23.9	4.8	29
DD018467		0.20	0.005	0.17	2.73	17.3	<0.2	<10	240	0.81	0.43	0.41	0.24	30.8	8.3	36
DD018468		0.25	0.003	0.14	3.29	22.8	<0.2	<10	280	1.08	0.36	0.34	0.26	36.7	11.2	39
DD018469		0.33	0.002	0.17	3.39	14.8	<0.2	<10	230	1.10	0.32	0.22	0.19	33.7	10.7	39
DD018470		0.23	0.002	0.20	3.79	21.7	<0.2	<10	300	1.30	0.37	0.21	0.25	39.9	14.5	39
DD018471		0.18	0.002	0.23	2.92	13.9	<0.2	<10	200	1.05	0.28	0.20	0.36	31.2	8.4	35
DD018472		0.23	0.001	0.03	0.23	0.2	<0.2	<10	10	<0.05	0.02	0.18	0.02	5.07	2.5	3
DD018473		0.25	0.009	0.19	3.72	346	<0.2	<10	270	1.32	1.35	0.13	0.31	37.5	16.0	49
DD018474		0.48	0.005	1.39	3.23	241	<0.2	<10	90	2.31	2.83	0.32	1.19	44.6	20.2	42
DD018475		0.21	0.002	1.59	2.59	38.4	<0.2	<10	230	1.20	1.28	0.44	0.74	31.2	11.3	33
DD018476		0.25	0.004	1.05	1.53	376	<0.2	<10	130	1.00	5.47	0.11	0.41	26.6	6.1	28
DD018477		0.32	0.002	0.20	1.93	23.8	<0.2	<10	230	0.80	0.61	0.45	0.38	25.8	7.5	26
DD018478		0.29	0.002	0.17	2.38	30.7	<0.2	<10	180	1.40	0.81	0.29	0.25	31.0	8.6	30
DD018479		0.29	0.002	0.23	2.53	40.7	<0.2	<10	210	1.73	1.10	0.33	0.36	35.9	12.9	30
DD018480		0.28	0.003	0.19	2.36	36.7	<0.2	<10	210	1.38	0.91	0.26	0.34	38.9	10.2	30
DD018481		0.32	0.002	0.36	2.17	36.1	<0.2	<10	190	1.55	0.83	0.40	0.31	36.6	10.8	27
DD018482		0.21	0.009	0.25	1.89	21.6	<0.2	<10	110	1.00	0.65	0.17	0.26	27.3	9.0	23
DD018483		0.13	0.007	0.41	2.73	22.1	<0.2	<10	160	1.79	0.79	0.46	0.37	37.7	14.2	35
DD018484		0.39	0.002	0.45	2.18	19.8	<0.2	10	110	1.28	0.93	0.41	0.36	45.4	11.3	37
DD018485		0.50	0.001	0.17	2.29	12.0	<0.2	<10	280	1.10	0.38	0.37	0.25	50.0	9.9	25
DD018486		0.39	0.002	0.14	1.97	11.3	<0.2	<10	210	0.75	0.36	0.34	0.15	45.2	7.4	23
DD018487		0.40	0.002	0.18	2.01	12.3	<0.2	<10	290	0.88	0.37	0.50	0.17	55.9	8.6	25
DD018488		0.35	0.001	0.11	0.95	7.8	<0.2	<10	60	0.26	0.38	0.11	0.07	22.2	2.6	13
DD018489		0.40	0.002	0.33	1.95	25.8	<0.2	<10	180	1.03	0.76	0.45	0.33	46.1	9.2	28
DD018490		0.39	0.002	0.15	2.86	25.4	<0.2	<10	210	1.66	0.84	0.46	0.46	40.3	9.9	42
DD018491		0.19	0.001	0.15	3.24	10.9	<0.2	<10	100	1.20	0.25	1.10	0.47	19.65	6.8	29
DD018492		0.35	0.002	0.35	2.31	106.5	<0.2	<10	160	1.46	1.33	0.46	0.55	40.4	11.1	37
DD018493		0.30	0.001	0.12	0.53	13.9	<0.2	<10	40	0.13	0.35	0.11	0.16	9.12	2.1	7
DD018494		0.29	0.016	3.77	1.85	1070	<0.2	<10	140	0.94	9.79	0.10	0.76	39.5	7.1	33

***** See Appendix Page for comments regarding this certificate *****

ALS Canada Ltd.
2103 Dollarton Hwy
North Vancouver BC V7H 0A7
Phone: 604 984 0221 Fax: 604 984 0218 www.alsglobal.com

To: **SILVER RANGE RESOURCES LTD.**
C/O ARCHER, CATHRO & ASSOCIATES (1981) LIMITED
1016-510 W HASTINGS ST
VANCOUVER BC V6B 1L8

Finalized Date: 3-JUL-2012
Account: RANSIL

Project: Keg-Fly-Ku Zone

CERTIFICATE OF ANALYSIS WH12138942

Sample Description	Method	ME-MS41	ME-MS41	ME-MS41	ME-MS41	ME-MS41	ME-MS41	ME-MS41	ME-MS41	ME-MS41	ME-MS41	ME-MS41	ME-MS41	ME-MS41	ME-MS41	ME-MS41
	Analyte	Cs	Cu	Fe	Ga	Ge	Hf	Hg	In	K	La	Li	Mg	Mn	Mo	Na
	Units	ppm	ppm	%	ppm	ppm	ppm	ppm	ppm	%	ppm	ppm	%	ppm	ppm	%
	LOR	0.05	0.2	0.01	0.05	0.05	0.02	0.01	0.005	0.01	0.2	0.1	0.01	5	0.05	0.01
DD018455		7.21	21.0	3.48	8.75	0.07	0.05	0.05	0.043	0.18	30.0	32.6	0.60	568	1.21	0.02
DD018456		8.32	44.8	3.87	9.12	0.06	0.03	0.05	0.068	0.25	22.5	38.5	0.55	697	1.07	0.01
DD018457		3.06	32.9	2.61	6.16	0.05	0.02	0.06	0.045	0.06	18.6	17.2	0.38	315	1.36	0.02
DD018458		2.27	17.4	1.91	4.59	0.05	0.02	0.06	0.028	0.03	15.9	13.0	0.29	394	0.91	0.01
DD018459		3.42	10.5	2.69	7.84	0.05	0.02	0.05	0.031	0.08	15.5	18.3	0.32	238	1.65	0.01
DD018460		3.82	21.6	2.68	9.67	0.05	<0.02	0.06	0.036	0.09	13.9	12.3	0.31	455	1.97	0.01
DD018461		11.70	58.6	3.58	15.75	0.24	0.07	0.03	0.038	0.69	18.4	88.5	2.04	261	0.36	0.08
DD018462		3.02	15.0	2.14	9.27	0.05	<0.02	0.04	0.030	0.08	16.3	17.7	0.29	152	2.21	0.01
DD018463		3.43	18.0	3.01	9.20	<0.05	<0.02	0.04	0.029	0.12	13.5	26.7	0.53	294	1.91	0.02
DD018464		7.37	44.1	3.16	10.65	0.11	0.07	0.08	0.044	0.24	21.8	46.4	0.97	670	0.61	0.03
DD018465		4.13	25.8	3.12	8.16	0.05	<0.02	0.05	0.034	0.09	15.7	26.8	0.69	729	1.59	0.02
DD018466		2.72	21.8	1.93	7.66	0.05	<0.02	0.03	0.018	0.15	13.6	20.9	0.49	175	1.13	0.03
DD018467		5.12	22.3	3.11	9.97	0.06	<0.02	0.04	0.035	0.23	16.2	32.5	0.67	580	0.95	0.02
DD018468		6.50	21.8	2.98	10.40	0.08	0.02	0.03	0.032	0.28	18.3	45.0	0.91	394	0.62	0.02
DD018469		5.96	17.8	2.88	10.40	0.07	0.02	0.06	0.026	0.27	17.4	42.7	0.87	389	0.91	0.02
DD018470		7.33	24.3	2.99	10.45	0.11	0.04	0.04	0.029	0.32	19.5	45.8	0.90	467	0.56	0.03
DD018471		5.98	21.1	2.51	9.67	0.06	0.02	0.05	0.023	0.16	14.7	35.8	0.64	210	1.02	0.01
DD018472		0.10	8.8	0.96	1.64	<0.05	<0.02	0.01	<0.005	0.01	2.1	0.4	0.05	48	0.11	0.03
DD018473		10.70	53.7	5.65	13.00	0.09	0.03	0.06	0.081	0.45	19.3	52.2	0.86	737	1.43	0.02
DD018474		11.15	98.4	7.33	10.25	0.11	0.03	0.05	0.109	0.28	32.2	48.6	0.87	1260	6.09	0.02
DD018475		10.20	39.7	2.77	6.83	0.05	0.03	0.05	0.066	0.13	15.9	33.3	1.22	604	3.52	0.03
DD018476		5.13	53.9	3.14	6.66	<0.05	<0.02	0.05	0.215	0.07	13.4	20.0	0.48	270	3.20	0.01
DD018477		5.88	18.1	2.59	7.12	<0.05	0.02	0.05	0.039	0.09	12.0	25.2	0.57	420	1.73	0.02
DD018478		12.15	19.1	2.72	8.42	<0.05	0.02	0.07	0.042	0.11	14.1	48.4	1.26	354	1.81	0.01
DD018479		5.61	26.1	2.98	8.10	0.07	<0.02	0.09	0.041	0.11	16.7	26.5	0.59	589	2.06	0.01
DD018480		5.66	27.4	3.02	7.98	0.05	0.03	0.07	0.045	0.11	17.9	28.0	0.58	531	2.34	0.01
DD018481		7.78	24.3	2.68	7.34	0.05	<0.02	0.07	0.036	0.09	18.2	27.5	0.60	485	2.08	0.01
DD018482		7.06	33.8	2.44	6.22	<0.05	<0.02	0.07	0.033	0.09	13.5	20.4	0.48	264	1.54	0.02
DD018483		12.25	34.7	2.95	8.25	0.05	<0.02	0.12	0.046	0.12	21.1	38.0	1.00	459	1.53	0.02
DD018484		8.46	38.8	2.43	6.60	0.06	0.02	0.03	0.025	0.09	19.8	31.3	0.79	389	0.91	0.01
DD018485		3.59	17.0	2.59	6.84	0.07	0.05	0.04	0.028	0.16	24.8	28.9	0.74	462	0.71	0.02
DD018486		2.69	13.2	2.22	6.29	0.06	0.03	0.04	0.023	0.11	21.9	24.8	0.64	311	0.81	0.02
DD018487		3.09	16.8	2.53	6.85	0.09	0.04	0.05	0.031	0.12	29.6	30.4	0.76	423	0.76	0.03
DD018488		3.47	8.7	1.23	5.30	<0.05	<0.02	0.01	0.010	0.06	10.4	8.8	0.20	84	0.89	0.01
DD018489		4.67	26.6	2.59	6.26	0.08	0.11	0.03	0.035	0.15	25.9	30.5	0.86	406	1.39	0.02
DD018490		9.15	23.5	2.94	9.46	0.07	0.02	<0.01	0.030	0.26	19.5	46.9	1.25	424	0.93	0.01
DD018491		5.74	14.1	2.01	8.65	0.06	0.04	0.03	0.023	0.13	14.7	28.5	1.29	531	0.42	0.16
DD018492		8.44	34.6	2.96	8.09	0.07	0.02	0.05	0.047	0.13	20.4	35.0	0.90	329	1.48	0.02
DD018493		3.33	6.7	0.56	2.40	<0.05	<0.02	0.01	0.009	0.05	4.5	4.1	0.13	78	0.47	0.03
DD018494		14.85	101.0	4.47	8.56	0.07	<0.02	0.11	0.254	0.10	21.0	22.6	0.54	339	10.05	0.01

***** See Appendix Page for comments regarding this certificate *****

ALS Canada Ltd.
2103 Dollarton Hwy
North Vancouver BC V7H 0A7
Phone: 604 984 0221 Fax: 604 984 0218 www.alsglobal.com

To: **SILVER RANGE RESOURCES LTD.**
C/O ARCHER, CATHRO & ASSOCIATES (1981) LIMITED
1016-510 W HASTINGS ST
VANCOUVER BC V6B 1L8

Finalized Date: 3-JUL-2012
Account: RANSIL

Project: Keg-Fly-Ku Zone

CERTIFICATE OF ANALYSIS WH12138942

Sample Description	Method	ME-MS41	ME-MS41	ME-MS41	ME-MS41	ME-MS41	ME-MS41	ME-MS41	ME-MS41	ME-MS41	ME-MS41	ME-MS41	ME-MS41	ME-MS41	ME-MS41	ME-MS41
	Analyte	Nb	Ni	P	Pb	Rb	Re	S	Sb	Sc	Se	Sn	Sr	Ta	Te	Th
	Units	ppm	ppm	ppm	ppm	ppm	ppm	%	ppm	ppm	ppm	ppm	ppm	ppm	ppm	ppm
	LOR	0.05	0.2	10	0.2	0.1	0.001	0.01	0.05	0.1	0.2	0.2	0.2	0.01	0.01	0.2
DD018455		2.99	20.8	560	24.1	29.9	<0.001	0.02	1.32	5.8	0.8	1.6	13.9	<0.01	0.03	9.6
DD018456		2.81	27.0	510	26.8	41.8	<0.001	0.03	0.95	5.0	0.6	2.0	12.2	<0.01	0.02	6.0
DD018457		1.51	16.5	430	17.0	11.3	<0.001	0.03	0.74	2.6	0.5	1.4	12.4	<0.01	0.04	2.9
DD018458		1.27	13.4	750	48.6	8.1	<0.001	0.08	1.39	2.3	0.7	0.6	23.8	<0.01	0.02	1.6
DD018459		2.01	13.7	330	17.9	13.8	<0.001	0.02	0.91	2.8	0.5	1.1	9.1	0.01	0.02	3.8
DD018460		1.95	12.2	490	48.3	17.7	<0.001	0.04	5.74	2.0	0.4	1.3	11.0	<0.01	0.03	1.1
DD018461		3.72	38.4	310	16.8	93.0	<0.001	0.02	3.03	11.2	0.6	1.4	64.0	<0.01	0.02	10.3
DD018462		1.79	12.4	310	18.4	15.0	<0.001	0.02	2.66	2.1	0.5	1.1	10.7	<0.01	0.02	2.0
DD018463		1.80	18.8	420	23.9	20.6	<0.001	0.03	2.62	2.8	0.4	0.9	12.5	<0.01	0.02	1.8
DD018464		3.59	32.4	720	84.4	34.5	<0.001	0.04	3.23	6.4	0.7	1.3	20.9	<0.01	0.02	8.5
DD018465		1.04	22.0	1070	28.6	17.1	<0.001	0.07	1.66	1.8	0.6	0.8	17.4	<0.01	0.02	0.7
DD018466		1.33	12.8	570	9.9	16.1	<0.001	0.06	0.65	1.9	0.6	0.8	18.6	<0.01	0.02	0.5
DD018467		1.96	20.9	790	21.6	43.9	<0.001	0.07	1.24	3.0	0.4	1.1	23.1	<0.01	0.02	1.3
DD018468		2.64	25.8	580	32.5	41.7	<0.001	0.04	1.39	4.2	0.4	1.0	21.7	<0.01	0.02	2.9
DD018469		2.81	23.4	660	35.2	35.0	<0.001	0.06	0.91	4.2	0.5	1.0	17.7	0.01	0.02	3.3
DD018470		3.38	27.5	420	46.0	41.0	<0.001	0.03	1.26	5.4	0.5	1.1	18.5	0.01	0.03	6.6
DD018471		2.35	19.9	730	28.4	22.1	<0.001	0.07	1.08	2.7	0.4	0.9	16.4	0.01	0.02	1.1
DD018472		0.18	1.7	700	0.6	0.7	<0.001	0.01	<0.05	0.3	<0.2	<0.2	14.8	<0.01	<0.01	<0.2
DD018473		3.25	30.5	560	37.6	53.7	<0.001	0.05	3.56	5.3	1.0	2.8	14.9	<0.01	0.04	4.9
DD018474		1.26	49.0	1110	140.0	40.1	<0.001	0.04	81.0	6.2	0.9	2.6	15.7	<0.01	0.07	6.6
DD018475		0.92	28.0	1260	57.4	20.4	<0.001	0.10	4.76	1.8	1.0	1.2	27.7	<0.01	0.02	1.5
DD018476		0.71	19.3	570	140.0	16.1	<0.001	0.05	1.51	0.9	0.7	4.7	13.1	<0.01	0.08	0.2
DD018477		1.15	18.9	1080	29.3	18.5	<0.001	0.08	2.30	1.6	0.5	1.0	30.2	<0.01	0.03	1.0
DD018478		1.39	26.1	1110	33.1	19.7	<0.001	0.07	3.33	2.2	0.6	1.1	25.9	<0.01	0.03	1.2
DD018479		1.36	24.8	990	40.6	18.8	<0.001	0.08	4.32	2.3	1.0	1.2	24.1	<0.01	0.03	1.5
DD018480		1.45	23.2	1060	51.9	16.7	0.001	0.07	6.71	2.6	0.7	1.6	17.8	<0.01	0.02	2.2
DD018481		1.24	21.9	1190	47.2	19.4	0.001	0.10	5.33	2.1	1.0	1.4	25.8	<0.01	0.02	1.5
DD018482		1.15	19.9	620	30.8	15.5	<0.001	0.06	3.80	1.8	0.3	1.1	16.6	<0.01	0.03	0.8
DD018483		1.49	28.7	1000	39.9	19.8	0.001	0.10	3.04	2.4	1.0	1.1	43.6	<0.01	0.03	1.2
DD018484		1.48	28.3	650	44.6	14.9	<0.001	0.03	2.49	2.7	<0.2	0.9	34.0	<0.01	0.02	2.3
DD018485		2.11	19.0	770	21.5	23.2	0.001	0.02	1.53	4.9	0.5	1.2	24.8	<0.01	0.01	8.6
DD018486		1.82	16.7	730	17.7	15.4	<0.001	0.02	1.46	3.5	0.4	1.0	23.4	<0.01	0.01	5.5
DD018487		1.39	18.3	780	19.5	19.3	0.001	0.01	1.31	5.3	0.9	1.3	32.7	<0.01	0.01	8.9
DD018488		1.29	6.5	340	8.8	9.6	<0.001	0.01	0.74	1.2	<0.2	0.7	11.6	<0.01	0.02	1.4
DD018489		0.88	22.8	630	38.0	20.7	<0.001	0.01	5.68	4.3	0.5	1.4	32.9	<0.01	0.01	9.7
DD018490		2.03	26.6	560	22.3	33.0	<0.001	0.03	1.85	3.7	<0.2	1.2	36.2	<0.01	0.03	2.9
DD018491		2.36	12.7	580	10.6	14.3	<0.001	0.06	0.33	3.1	0.2	0.8	98.3	<0.01	0.01	1.5
DD018492		1.65	27.6	730	40.8	17.3	0.001	0.06	3.83	3.0	0.6	1.6	32.0	<0.01	0.03	2.6
DD018493		0.42	4.6	330	9.4	6.5	0.001	0.02	0.63	0.4	<0.2	0.9	10.9	<0.01	0.01	<0.2
DD018494		1.42	30.8	730	169.5	16.8	0.002	0.06	32.8	2.2	1.4	12.8	14.8	<0.01	0.06	2.8

***** See Appendix Page for comments regarding this certificate *****

ALS Canada Ltd.
2103 Dollarton Hwy
North Vancouver BC V7H 0A7
Phone: 604 984 0221 Fax: 604 984 0218 www.alsglobal.com

To: **SILVER RANGE RESOURCES LTD.**
C/O ARCHER, CATHRO & ASSOCIATES (1981) LIMITED
1016-510 W HASTINGS ST
VANCOUVER BC V6B 1L8

Finalized Date: 3-JUL-2012
Account: RANSIL

Project: Keg-Fly-Ku Zone

CERTIFICATE OF ANALYSIS WH12138942

Sample Description	Method	ME-MS41	ME-MS41	ME-MS41	ME-MS41	ME-MS41	ME-MS41	ME-MS41	ME-MS41
	Analyte	Ti	Tl	U	V	W	Y	Zn	Zr
	Units	%	ppm	ppm	ppm	ppm	ppm	ppm	ppm
	LOR	0.005	0.02	0.05	1	0.05	0.05	2	0.5
DD018455		0.097	0.37	2.07	59	1.03	10.25	91	1.6
DD018456		0.091	0.36	1.76	53	10.20	6.72	74	0.8
DD018457		0.043	0.17	2.77	45	3.37	4.55	59	0.6
DD018458		0.037	0.10	1.70	35	2.30	7.46	99	0.7
DD018459		0.058	0.19	0.79	53	1.65	3.64	69	0.7
DD018460		0.086	0.16	0.81	74	0.94	3.91	70	0.5
DD018461		0.243	0.43	1.33	76	0.61	7.32	102	3.0
DD018462		0.064	0.13	0.65	63	0.77	2.90	51	<0.5
DD018463		0.092	0.17	0.76	70	0.77	3.45	88	0.5
DD018464		0.123	0.27	1.03	56	1.88	7.51	144	2.1
DD018465		0.047	0.25	1.30	62	0.59	4.98	88	<0.5
DD018466		0.081	0.14	0.88	77	0.30	3.14	51	0.8
DD018467		0.086	0.24	0.72	53	0.50	4.89	173	<0.5
DD018468		0.113	0.24	0.71	51	2.49	5.34	99	0.6
DD018469		0.118	0.23	0.86	48	1.00	4.82	83	0.8
DD018470		0.131	0.29	0.72	44	0.84	5.52	95	1.2
DD018471		0.095	0.16	0.87	47	0.62	4.04	82	0.6
DD018472		0.050	<0.02	0.09	34	<0.05	0.96	12	<0.5
DD018473		0.143	0.40	0.99	70	0.50	5.09	115	1.1
DD018474		0.053	0.25	2.33	71	0.45	10.65	349	0.7
DD018475		0.045	0.31	2.74	58	0.42	8.15	139	0.9
DD018476		0.032	0.21	0.97	65	1.84	3.61	139	<0.5
DD018477		0.044	0.17	0.88	51	0.51	4.47	97	<0.5
DD018478		0.043	0.17	1.05	52	0.50	5.91	74	0.5
DD018479		0.052	0.21	1.32	58	0.63	5.79	105	0.5
DD018480		0.055	0.27	1.56	63	0.77	6.44	110	0.8
DD018481		0.037	0.24	1.48	52	0.78	6.38	101	0.5
DD018482		0.054	0.19	0.93	50	0.48	4.25	79	<0.5
DD018483		0.050	0.21	1.21	51	0.52	8.81	89	0.5
DD018484		0.057	0.15	0.84	44	0.50	8.92	72	0.5
DD018485		0.099	0.26	1.06	46	0.47	10.55	74	1.7
DD018486		0.073	0.18	0.86	40	0.43	8.63	61	0.9
DD018487		0.104	0.21	1.21	47	0.49	14.15	68	1.7
DD018488		0.058	0.10	0.39	33	2.24	2.09	21	<0.5
DD018489		0.085	0.20	1.22	46	0.53	10.50	95	5.6
DD018490		0.098	0.23	0.90	50	0.48	7.94	113	0.9
DD018491		0.103	0.20	0.69	36	0.23	6.94	60	1.9
DD018492		0.065	0.19	1.28	50	0.53	8.67	99	0.9
DD018493		0.023	0.07	0.25	12	0.15	1.15	14	<0.5
DD018494		0.059	0.29	2.73	124	1.28	5.64	208	0.8

***** See Appendix Page for comments regarding this certificate *****

ALS Canada Ltd.
2103 Dollarton Hwy
North Vancouver BC V7H 0A7
Phone: 604 984 0221 Fax: 604 984 0218 www.alsglobal.com

To: **SILVER RANGE RESOURCES LTD.**
C/O ARCHER, CATHRO & ASSOCIATES (1981) LIMITED
1016-510 W HASTINGS ST
VANCOUVER BC V6B 1L8

Finalized Date: 3-JUL-2012
Account: RANSIL

Project: Keg-Fly-Ku Zone

CERTIFICATE OF ANALYSIS WH12138942

Sample Description	Method	WEI-21	Au-ICP21	ME-MS41	ME-MS41	ME-MS41	ME-MS41	ME-MS41	ME-MS41	ME-MS41	ME-MS41	ME-MS41	ME-MS41	ME-MS41	ME-MS41	ME-MS41
	Analyte	Recvd Wt.	Au	Ag	Al	As	Au	B	Ba	Be	Bi	Ca	Cd	Ce	Co	Cr
	Units	kg	ppm	ppm	%	ppm	ppm	ppm	ppm	ppm	ppm	%	ppm	ppm	ppm	ppm
	LOR	0.02	0.001	0.01	0.01	0.1	0.2	10	10	0.05	0.01	0.01	0.01	0.02	0.1	1
DD018495		0.39	0.002	1.21	3.05	264	<0.2	<10	220	2.50	3.24	0.44	0.78	49.9	19.7	43
DD018496		0.36	0.003	0.27	1.49	63.8	<0.2	<10	80	0.56	0.58	0.08	0.42	21.8	5.0	24
DD018497		0.40	0.039	11.25	2.53	440	<0.2	<10	170	1.37	2.35	0.18	1.57	57.8	12.9	34
DD018498		0.33	0.004	1.06	3.55	106.0	<0.2	<10	230	1.53	0.92	0.16	0.44	58.7	17.5	48
DD018499		0.27	0.006	0.75	4.89	28.7	<0.2	<10	510	1.88	0.48	0.29	0.38	23.7	11.3	68
DD018500		0.21	0.005	1.15	4.80	36.4	<0.2	<10	280	2.01	0.68	0.26	0.44	23.7	16.7	52
DD018001		0.26	0.003	0.61	4.40	25.1	<0.2	<10	320	1.96	0.40	0.31	0.45	34.9	13.2	52
DD018002		0.26	0.004	0.24	4.26	26.0	<0.2	<10	270	1.47	0.44	0.31	0.29	35.8	15.1	44
DD018003		0.33	0.003	0.33	4.17	25.4	<0.2	<10	210	1.41	0.37	0.55	0.27	38.6	13.4	47
DD018004		0.27	0.003	0.50	3.10	18.4	<0.2	<10	140	1.58	0.39	0.45	0.43	51.0	11.4	37
DD018005		0.24	0.003	0.30	4.48	29.4	<0.2	<10	230	1.32	0.37	0.74	0.25	40.1	14.6	54
DD018006		0.36	0.003	0.16	4.34	12.7	<0.2	<10	300	1.41	0.44	0.31	0.33	40.6	12.7	46
DD018007		0.28	0.003	0.27	3.56	22.3	<0.2	<10	290	1.33	0.55	0.28	0.35	45.3	13.2	42
DD018008		0.26	0.003	0.30	3.97	16.3	<0.2	<10	200	1.21	0.38	0.89	0.34	36.6	12.5	46
DD018009		0.33	0.002	0.36	4.17	17.1	<0.2	<10	210	1.25	0.46	0.75	0.49	35.5	13.3	46
DD018010		0.20	0.004	0.38	2.69	18.2	<0.2	<10	170	0.87	0.42	1.27	0.51	21.8	8.2	32
DD018011		0.37	0.003	0.52	2.92	28.2	<0.2	<10	210	1.39	1.29	0.43	0.75	52.3	10.0	35
DD018012		0.37	0.003	1.25	2.34	72.7	<0.2	<10	210	1.45	4.07	0.43	15.75	48.7	7.6	26
DD018013		0.32	0.003	0.62	3.19	84.5	<0.2	<10	210	1.28	2.40	0.51	1.02	58.6	10.7	29
DD018014		0.21	0.007	0.97	3.20	93.5	<0.2	<10	250	1.80	2.67	0.15	0.10	107.0	18.8	33
DD018015		0.38	0.005	0.55	2.12	53.3	<0.2	<10	170	1.70	2.65	0.12	0.56	50.2	12.8	26
DD018016		0.34	0.002	0.15	1.65	19.5	<0.2	<10	100	0.80	0.52	0.13	0.12	21.3	6.5	25
DD018017		0.29	0.002	0.52	2.46	28.1	<0.2	<10	130	1.75	0.80	0.41	0.24	33.5	13.9	29
DD018018		0.18	0.001	0.10	0.39	0.6	<0.2	<10	20	0.17	0.04	0.06	0.18	1.96	1.6	2
DD018019		0.20	0.003	0.93	2.03	16.7	<0.2	<10	160	1.13	0.45	0.73	0.89	27.9	9.8	22
DD018020		0.35	0.002	0.28	2.60	13.4	<0.2	<10	190	1.54	0.50	0.35	0.24	40.4	12.0	31
DD018021		0.31	0.003	0.13	2.16	11.8	<0.2	<10	200	0.89	0.27	0.21	0.43	42.5	9.4	21
DD018022		0.29	0.003	0.09	2.40	15.0	<0.2	<10	200	0.93	0.50	0.27	0.37	38.0	10.8	29
DD018023		0.33	0.003	0.35	2.55	17.1	<0.2	<10	210	1.58	0.68	0.39	0.25	46.2	12.5	32
DD018024		0.37	0.002	0.21	2.43	44.0	<0.2	<10	120	1.47	0.39	0.47	0.26	30.4	17.0	37
DD018025		0.37	0.002	0.31	2.19	28.1	<0.2	<10	100	1.41	0.59	0.12	0.28	33.9	9.6	27
DD018026		0.36	0.003	0.47	1.80	24.9	<0.2	<10	130	1.26	0.75	0.24	0.26	31.3	9.6	19
DD018027		0.33	0.004	0.64	1.94	53.3	<0.2	<10	160	1.03	1.88	0.17	0.44	37.0	8.6	24
DD018028		0.36	0.003	0.25	1.56	18.8	<0.2	<10	120	1.07	0.57	0.20	0.29	25.4	7.4	23
DD018029		0.29	0.004	0.10	1.39	14.1	<0.2	<10	70	0.47	0.37	0.10	0.12	24.0	3.9	21
DD018030		0.42	0.002	0.12	4.28	5.9	<0.2	<10	80	2.23	0.33	0.72	0.30	54.3	22.3	46
DD018031		0.41	0.002	0.34	2.22	20.8	<0.2	<10	200	1.23	0.84	0.21	0.40	37.6	8.7	23
DD018032		0.31	0.007	0.61	2.52	39.3	<0.2	<10	280	1.61	2.38	0.68	0.72	62.7	11.8	28
DD018033		0.35	0.007	1.17	3.21	86.0	<0.2	<10	210	1.55	3.26	0.22	1.57	55.0	15.9	36
DD018034		0.36	0.003	0.51	1.99	40.5	<0.2	<10	140	0.85	1.12	0.12	0.53	39.4	7.0	22

***** See Appendix Page for comments regarding this certificate *****

ALS Canada Ltd.
2103 Dollarton Hwy
North Vancouver BC V7H 0A7
Phone: 604 984 0221 Fax: 604 984 0218 www.alsglobal.com

To: **SILVER RANGE RESOURCES LTD.**
C/O ARCHER, CATHRO & ASSOCIATES (1981) LIMITED
1016-510 W HASTINGS ST
VANCOUVER BC V6B 1L8

Finalized Date: 3-JUL-2012
Account: RANSIL

Project: Keg-Fly-Ku Zone

CERTIFICATE OF ANALYSIS WH12138942

Sample Description	Method	ME-MS41	ME-MS41	ME-MS41	ME-MS41	ME-MS41	ME-MS41	ME-MS41	ME-MS41	ME-MS41	ME-MS41	ME-MS41	ME-MS41	ME-MS41	ME-MS41	ME-MS41
	Analyte	Cs	Cu	Fe	Ga	Ge	Hf	Hg	In	K	La	Li	Mg	Mn	Mo	Na
	Units	ppm	ppm	%	ppm	ppm	ppm	ppm	ppm	%	ppm	ppm	%	ppm	ppm	%
	LOR	0.05	0.2	0.01	0.05	0.05	0.02	0.01	0.005	0.01	0.2	0.1	0.01	5	0.05	0.01
DD018495		14.60	87.0	3.94	9.79	0.07	0.02	0.09	0.108	0.13	24.8	48.9	1.16	884	2.84	0.01
DD018496		4.23	21.6	2.22	7.08	<0.05	<0.02	0.08	0.024	0.05	11.3	16.8	0.33	197	2.35	0.01
DD018497		8.71	89.8	3.93	8.33	0.08	<0.02	0.04	0.169	0.16	33.9	37.9	0.78	548	7.18	0.01
DD018498		10.65	77.6	5.49	12.45	0.10	0.02	0.05	0.102	0.35	30.7	49.6	0.96	997	4.95	0.01
DD018499		10.80	69.4	3.83	15.40	0.11	0.06	0.05	0.046	0.65	13.6	69.4	2.04	333	3.10	0.02
DD018500		9.54	69.1	3.92	13.35	0.07	0.04	0.10	0.043	0.40	12.4	53.9	1.42	520	2.42	0.02
DD018001		9.40	52.1	3.54	13.15	0.08	0.03	0.07	0.038	0.38	19.4	59.2	1.48	436	1.63	0.01
DD018002		8.89	32.6	3.30	11.55	0.10	0.06	0.04	0.032	0.43	18.5	55.7	1.31	446	0.63	0.03
DD018003		7.42	28.1	3.32	11.90	0.10	0.03	0.03	0.036	0.37	20.9	51.8	1.21	506	0.51	0.04
DD018004		6.10	28.6	3.15	11.20	0.09	0.02	0.05	0.038	0.20	28.6	34.2	0.75	590	1.17	0.01
DD018005		7.64	31.1	3.46	13.70	0.11	0.03	0.04	0.034	0.53	21.5	62.8	1.50	463	0.47	0.08
DD018006		6.25	25.1	3.02	12.25	0.09	0.06	0.04	0.038	0.25	20.0	62.4	1.19	390	0.38	0.03
DD018007		6.16	39.3	3.10	10.80	0.09	0.05	0.06	0.042	0.20	22.6	47.7	0.95	566	0.74	0.02
DD018008		5.54	37.2	3.07	11.15	0.08	0.04	0.03	0.033	0.26	16.9	46.9	1.10	432	0.81	0.06
DD018009		5.74	44.5	3.07	12.25	0.09	0.03	0.05	0.044	0.26	17.7	47.2	1.08	597	1.04	0.07
DD018010		5.12	45.7	2.64	8.35	0.08	0.04	0.05	0.059	0.17	11.7	34.9	0.77	496	0.91	0.04
DD018011		5.34	47.1	3.09	9.24	0.05	0.02	0.05	0.064	0.11	26.3	32.1	0.71	725	0.97	0.02
DD018012		6.30	31.0	2.98	7.48	0.06	0.03	0.06	0.106	0.09	23.3	24.9	0.59	785	0.90	0.02
DD018013		6.54	41.2	3.49	10.15	0.10	0.02	0.08	0.084	0.18	25.7	32.4	0.59	824	1.08	0.02
DD018014		10.85	63.2	3.92	10.55	0.12	0.02	0.10	0.073	0.18	63.7	35.6	0.50	553	1.46	0.01
DD018015		8.54	45.7	3.35	8.34	0.11	0.02	0.07	0.062	0.19	26.8	31.9	0.47	589	1.20	0.01
DD018016		7.19	31.3	2.05	6.34	0.06	<0.02	0.04	0.023	0.07	11.6	17.7	0.50	192	1.50	0.01
DD018017		18.55	34.6	2.62	8.59	0.07	0.03	0.04	0.033	0.12	16.9	35.0	0.89	387	1.57	0.02
DD018018		0.43	4.2	0.52	1.68	<0.05	<0.02	0.02	<0.005	0.02	1.0	0.6	0.03	27	0.15	0.03
DD018019		7.18	29.2	2.12	6.86	0.07	0.02	0.06	0.022	0.10	14.5	24.2	0.63	322	1.04	0.02
DD018020		9.35	21.1	2.77	8.91	0.09	0.04	0.04	0.031	0.15	21.0	36.7	0.89	434	0.82	0.01
DD018021		4.57	12.5	2.44	6.88	0.08	0.05	0.05	0.027	0.11	20.3	26.0	0.50	364	0.85	0.01
DD018022		5.84	17.9	2.81	8.58	0.08	0.03	0.04	0.029	0.11	18.4	36.7	0.83	292	1.43	0.01
DD018023		7.21	30.5	2.80	8.27	0.10	0.03	0.04	0.033	0.12	23.5	36.3	0.92	408	1.19	0.01
DD018024		8.45	36.2	2.73	7.74	0.08	0.03	0.04	0.020	0.14	13.0	43.6	1.10	497	0.75	0.02
DD018025		7.24	28.2	2.70	7.94	0.07	0.02	0.08	0.033	0.07	16.1	31.0	0.69	347	1.91	0.01
DD018026		6.54	28.8	2.00	5.86	0.06	0.02	0.06	0.037	0.07	14.6	20.4	0.44	292	1.46	0.01
DD018027		4.66	24.4	2.73	7.47	0.07	<0.02	0.07	0.074	0.10	18.6	24.4	0.44	321	3.37	<0.01
DD018028		7.02	21.8	2.29	6.58	0.06	<0.02	0.04	0.027	0.04	12.8	24.4	0.48	224	1.73	<0.01
DD018029		5.03	10.1	1.61	7.19	0.05	<0.02	0.06	0.017	0.04	12.2	17.0	0.50	105	1.65	<0.01
DD018030		16.55	41.2	3.36	10.35	0.08	0.12	0.03	0.025	0.12	14.5	52.6	1.58	417	0.41	0.02
DD018031		5.06	17.9	2.71	7.91	0.07	0.02	0.05	0.035	0.09	16.9	28.3	0.58	327	1.78	0.01
DD018032		7.08	37.7	2.96	6.93	0.10	0.06	0.04	0.054	0.10	22.5	33.7	1.06	534	4.30	0.01
DD018033		9.08	51.9	3.43	8.04	0.11	0.08	0.08	0.125	0.14	28.6	37.6	0.75	446	4.83	0.01
DD018034		4.23	23.9	2.87	8.24	0.08	0.04	0.06	0.041	0.10	21.2	26.1	0.39	235	2.07	<0.01

***** See Appendix Page for comments regarding this certificate *****

ALS Canada Ltd.
2103 Dollarton Hwy
North Vancouver BC V7H 0A7
Phone: 604 984 0221 Fax: 604 984 0218 www.alsglobal.com

To: **SILVER RANGE RESOURCES LTD.**
C/O ARCHER, CATHRO & ASSOCIATES (1981) LIMITED
1016-510 W HASTINGS ST
VANCOUVER BC V6B 1L8

Finalized Date: 3-JUL-2012
Account: RANSIL

Project: Keg-Fly-Ku Zone

CERTIFICATE OF ANALYSIS WH12138942

Sample Description	Method	ME-MS41	ME-MS41	ME-MS41	ME-MS41	ME-MS41	ME-MS41	ME-MS41	ME-MS41	ME-MS41	ME-MS41	ME-MS41	ME-MS41	ME-MS41	ME-MS41	ME-MS41
	Analyte	Nb	Ni	P	Pb	Rb	Re	S	Sb	Sc	Se	Sn	Sr	Ta	Te	Th
	Units	ppm	ppm	ppm	ppm	ppm	ppm	%	ppm	ppm	ppm	ppm	ppm	ppm	ppm	ppm
	LOR	0.05	0.2	10	0.2	0.1	0.001	0.01	0.05	0.1	0.2	0.2	0.2	0.01	0.01	0.2
DD018495		1.17	50.5	1250	78.4	20.9	0.001	0.07	8.56	3.5	1.2	3.4	49.6	<0.01	0.04	2.8
DD018496		1.61	14.1	620	26.0	9.1	<0.001	0.06	6.32	1.2	0.5	2.3	10.0	<0.01	0.03	0.6
DD018497		0.97	38.7	840	407	24.3	<0.001	0.04	65.7	3.9	1.7	3.4	15.6	<0.01	0.03	3.9
DD018498		1.99	35.6	770	64.8	45.9	0.001	0.06	9.82	5.1	1.5	2.1	21.2	<0.01	0.04	4.2
DD018499		2.24	42.0	990	29.6	62.5	<0.001	0.11	1.50	6.1	1.1	1.2	33.0	<0.01	0.03	3.3
DD018500		2.36	38.0	1180	45.2	50.8	<0.001	0.12	1.27	4.2	1.1	1.1	30.8	<0.01	0.02	2.2
DD018001		2.10	32.8	1050	30.8	46.4	<0.001	0.09	1.10	4.6	0.9	1.1	29.7	<0.01	0.02	2.3
DD018002		3.07	28.7	460	44.9	50.9	<0.001	0.04	1.08	5.7	0.2	1.1	29.0	<0.01	0.01	7.2
DD018003		3.01	27.2	520	32.2	46.5	<0.001	0.05	1.44	5.8	0.2	1.1	37.0	<0.01	0.02	6.5
DD018004		1.43	24.3	1020	134.0	35.1	<0.001	0.11	1.05	2.7	0.3	1.0	33.0	<0.01	0.02	1.4
DD018005		3.41	28.2	700	23.4	64.0	0.001	0.05	1.16	7.1	0.8	1.1	53.0	<0.01	0.01	7.0
DD018006		3.41	26.4	320	34.0	32.3	<0.001	0.02	1.42	6.7	0.4	1.1	23.1	<0.01	0.01	8.7
DD018007		3.06	28.3	510	38.8	30.0	<0.001	0.04	3.26	5.7	0.5	1.2	18.7	<0.01	0.01	6.0
DD018008		3.19	29.1	500	24.4	35.3	0.001	0.05	1.52	5.4	0.8	0.9	63.2	0.01	0.02	5.0
DD018009		2.85	30.4	810	34.2	36.7	0.001	0.10	2.20	4.9	0.4	0.9	48.4	0.01	0.03	3.1
DD018010		2.07	21.0	770	30.2	30.8	0.001	0.11	2.20	3.0	0.6	0.8	45.1	<0.01	<0.01	1.7
DD018011		1.84	25.5	780	51.9	20.7	0.001	0.06	2.18	3.7	0.6	1.3	22.6	<0.01	0.02	2.7
DD018012		1.53	16.9	610	601	18.9	0.001	0.05	1.14	3.9	1.2	1.7	20.6	<0.01	<0.01	3.8
DD018013		1.94	24.3	790	96.8	31.7	0.001	0.07	1.04	4.1	1.2	1.8	21.2	<0.01	0.02	4.1
DD018014		2.47	32.2	1510	26.9	35.9	<0.001	0.14	0.95	4.1	1.4	2.1	12.7	<0.01	0.01	1.6
DD018015		1.81	23.4	670	45.7	33.2	<0.001	0.03	1.06	3.6	0.6	1.6	11.9	<0.01	0.04	3.1
DD018016		1.14	14.6	910	17.7	12.5	<0.001	0.08	1.16	1.5	0.6	0.7	23.9	<0.01	0.03	0.6
DD018017		1.72	25.4	720	44.6	18.5	<0.001	0.04	1.96	3.0	0.7	1.0	49.4	0.01	0.04	2.5
DD018018		0.36	1.6	190	6.6	1.4	<0.001	0.01	0.06	0.2	<0.2	<0.2	9.2	<0.01	0.01	<0.2
DD018019		1.87	21.0	1810	27.6	20.1	<0.001	0.08	1.42	1.4	0.6	0.8	55.3	<0.01	0.03	0.4
DD018020		2.16	23.1	490	31.9	23.0	<0.001	0.03	1.36	4.3	0.4	1.0	36.2	<0.01	0.02	4.7
DD018021		2.52	15.2	630	17.3	16.8	<0.001	0.02	0.84	3.9	0.6	0.8	19.7	0.01	0.03	5.1
DD018022		2.14	22.5	530	22.3	17.9	<0.001	0.02	2.16	3.5	0.5	1.1	28.2	0.01	0.03	4.0
DD018023		1.61	29.9	730	35.9	19.3	<0.001	0.02	3.37	3.7	0.6	1.1	37.2	<0.01	0.03	3.2
DD018024		1.63	37.2	550	20.8	17.6	<0.001	0.05	0.66	3.3	0.5	0.5	81.8	<0.01	0.03	3.0
DD018025		1.65	22.7	590	58.0	14.4	<0.001	0.04	2.57	2.6	0.8	0.9	15.3	0.01	0.05	1.5
DD018026		1.18	18.4	750	35.6	13.1	<0.001	0.05	4.50	2.0	0.5	1.1	20.4	<0.01	0.02	1.6
DD018027		1.70	20.5	580	58.4	19.6	<0.001	0.04	16.95	2.4	0.8	2.2	14.0	<0.01	0.05	1.7
DD018028		0.96	16.7	650	23.3	9.6	<0.001	0.05	1.41	1.3	0.5	0.8	21.1	<0.01	0.03	0.4
DD018029		1.29	10.3	460	12.4	8.4	<0.001	0.04	0.93	1.3	0.6	0.8	16.8	<0.01	0.03	0.4
DD018030		0.93	34.1	350	14.7	16.1	<0.001	0.02	1.04	4.1	0.3	0.6	588	<0.01	0.03	9.0
DD018031		1.84	19.1	650	42.7	20.3	<0.001	0.04	3.49	2.5	0.6	1.3	17.6	<0.01	0.04	1.5
DD018032		1.78	34.2	1180	69.7	17.4	0.001	0.03	28.7	4.3	0.9	1.7	37.3	<0.01	0.04	7.2
DD018033		2.55	35.5	900	121.5	25.3	<0.001	0.03	34.3	4.5	1.2	3.1	32.5	0.01	0.07	8.2
DD018034		2.97	14.8	440	50.4	20.8	<0.001	0.01	4.74	3.7	0.7	1.8	9.4	0.01	0.04	7.4

***** See Appendix Page for comments regarding this certificate *****

ALS Canada Ltd.
2103 Dollarton Hwy
North Vancouver BC V7H 0A7
Phone: 604 984 0221 Fax: 604 984 0218 www.alsglobal.com

To: **SILVER RANGE RESOURCES LTD.**
C/O ARCHER, CATHRO & ASSOCIATES (1981) LIMITED
1016-510 W HASTINGS ST
VANCOUVER BC V6B 1L8

Finalized Date: 3-JUL-2012
Account: RANSIL

Project: Keg-Fly-Ku Zone

CERTIFICATE OF ANALYSIS WH12138942

Sample Description	Method	ME-MS41	ME-MS41	ME-MS41	ME-MS41	ME-MS41	ME-MS41	ME-MS41	ME-MS41
	Analyte	Ti	Tl	U	V	W	Y	Zn	Zr
	Units	%	ppm	ppm	ppm	ppm	ppm	ppm	ppm
	LOR	0.005	0.02	0.05	1	0.05	0.05	2	0.5
DD018495		0.045	0.25	2.27	80	1.14	16.15	241	0.7
DD018496		0.066	0.16	0.83	57	0.89	2.67	79	<0.5
DD018497		0.054	0.33	4.63	81	0.64	12.40	254	0.5
DD018498		0.108	0.48	3.12	90	0.57	8.96	176	0.9
DD018499		0.142	0.53	3.38	173	0.31	5.19	185	4.3
DD018500		0.108	0.39	3.51	100	0.50	5.70	160	1.7
DD018001		0.110	0.36	3.64	112	0.66	8.12	130	1.5
DD018002		0.138	0.35	0.97	59	0.74	5.26	138	2.3
DD018003		0.138	0.35	0.94	55	0.57	6.42	101	1.2
DD018004		0.068	0.23	1.46	54	0.60	11.65	161	<0.5
DD018005		0.178	0.39	1.04	58	0.82	8.13	101	1.2
DD018006		0.151	0.26	0.66	51	0.77	4.70	90	2.2
DD018007		0.120	0.31	1.25	60	0.89	6.24	101	1.7
DD018008		0.138	0.25	1.30	66	0.65	5.47	86	1.6
DD018009		0.123	0.23	1.69	66	2.45	6.72	116	1.2
DD018010		0.079	0.21	1.16	55	1.18	5.36	98	1.5
DD018011		0.072	0.27	2.54	55	2.88	10.25	228	0.7
DD018012		0.061	0.25	1.45	46	6.03	7.91	1520	0.8
DD018013		0.074	0.25	1.43	51	7.17	8.83	124	0.6
DD018014		0.056	0.45	4.03	56	7.59	33.4	75	0.5
DD018015		0.059	0.32	4.07	48	20.9	8.95	104	<0.5
DD018016		0.042	0.17	1.14	41	0.43	3.79	53	<0.5
DD018017		0.046	0.20	1.32	43	0.32	7.96	77	0.7
DD018018		0.024	0.02	0.16	15	<0.05	0.55	9	<0.5
DD018019		0.033	0.20	0.78	38	0.45	6.72	90	0.5
DD018020		0.066	0.26	1.17	46	0.38	8.44	84	0.9
DD018021		0.066	0.23	0.94	41	0.36	7.46	68	1.3
DD018022		0.057	0.25	0.90	51	0.50	5.90	63	0.7
DD018023		0.049	0.27	1.32	50	1.44	10.15	80	0.6
DD018024		0.066	0.19	0.82	41	0.23	5.61	80	0.8
DD018025		0.052	0.23	0.99	49	0.62	5.69	88	<0.5
DD018026		0.043	0.18	1.29	40	0.64	5.75	82	0.5
DD018027		0.057	0.22	1.51	61	0.63	5.55	101	<0.5
DD018028		0.036	0.13	1.04	45	0.81	4.37	77	<0.5
DD018029		0.040	0.19	0.73	41	0.41	3.36	33	<0.5
DD018030		0.012	0.21	0.86	39	0.12	6.58	83	4.0
DD018031		0.050	0.25	1.14	56	0.60	5.67	81	<0.5
DD018032		0.040	0.31	2.30	63	0.78	10.40	124	1.8
DD018033		0.058	0.42	2.96	95	0.79	10.10	195	2.7
DD018034		0.071	0.26	1.12	55	0.59	6.33	63	1.7

***** See Appendix Page for comments regarding this certificate *****

ALS Canada Ltd.
2103 Dollarton Hwy
North Vancouver BC V7H 0A7
Phone: 604 984 0221 Fax: 604 984 0218 www.alsglobal.com

To: **SILVER RANGE RESOURCES LTD.**
C/O ARCHER, CATHRO & ASSOCIATES (1981) LIMITED
1016-510 W HASTINGS ST
VANCOUVER BC V6B 1L8

Finalized Date: 3-JUL-2012
Account: RANSIL

Project: Keg-Fly-Ku Zone

CERTIFICATE OF ANALYSIS WH12138942

Sample Description	Method	WEI-21	Au-ICP21	ME-MS41	ME-MS41	ME-MS41	ME-MS41	ME-MS41	ME-MS41	ME-MS41	ME-MS41	ME-MS41	ME-MS41	ME-MS41	ME-MS41	ME-MS41
	Analyte	Recvd Wt.	Au	Ag	Al	As	Au	B	Ba	Be	Bi	Ca	Cd	Ce	Co	Cr
	Units	kg	ppm	ppm	%	ppm	ppm	ppm	ppm	ppm	ppm	%	ppm	ppm	ppm	ppm
	LOR	0.02	0.001	0.01	0.01	0.1	0.2	10	10	0.05	0.01	0.01	0.01	0.02	0.1	1
DD018035		0.26	0.004	2.68	3.14	30.5	<0.2	<10	180	3.13	5.74	1.27	7.41	36.5	21.2	37
DD018036		0.52	0.002	0.22	3.53	22.3	<0.2	<10	220	1.32	0.46	0.53	0.33	44.2	12.3	42
DD018037		0.34	0.003	0.27	3.21	22.0	<0.2	<10	230	1.47	0.49	0.43	0.32	44.9	12.0	40
DD018038		0.22	0.005	0.86	3.47	20.7	<0.2	<10	240	1.61	0.47	1.01	0.58	39.1	13.6	45
DD018039		0.22	0.002	0.49	3.53	20.5	<0.2	<10	220	1.40	0.55	0.81	0.38	37.9	12.3	41
DD018040		0.35	0.002	0.35	2.81	29.3	<0.2	<10	240	1.43	1.09	0.42	0.50	52.0	10.3	31
DD018041		0.38	0.002	0.43	3.16	30.2	<0.2	<10	200	1.28	1.07	0.80	0.88	34.8	11.7	39
DD018042		0.35	0.001	0.52	1.38	14.4	<0.2	<10	110	0.62	0.45	0.42	0.77	19.35	4.2	17
DD018043		0.24	0.004	0.69	2.75	43.6	<0.2	<10	270	1.37	1.87	0.43	0.90	54.2	11.0	28
DD018044		0.34	0.004	0.46	1.64	72.6	<0.2	<10	130	1.23	1.77	0.13	0.34	37.2	15.0	21
DD018045		0.36	0.003	0.22	1.24	35.4	<0.2	<10	190	0.77	1.22	0.33	0.44	55.9	8.8	17
DD018046		0.30	0.004	0.56	1.82	93.7	<0.2	<10	100	1.50	2.79	0.11	0.26	32.0	8.8	17
DD018047		0.37	0.004	0.25	1.98	35.4	<0.2	<10	140	1.01	1.12	0.14	0.21	33.7	12.2	21
DD018048		0.38	0.002	0.25	1.45	28.1	<0.2	<10	210	0.84	0.93	0.30	0.36	64.1	9.4	18
DD018049		0.37	0.002	0.31	2.08	30.7	<0.2	<10	140	0.85	1.49	0.34	0.62	36.0	6.8	22
DD018050		0.35	0.002	0.48	2.07	34.1	<0.2	<10	210	1.13	1.14	0.31	0.68	49.2	8.8	23
DD018051		0.34	0.003	0.49	1.97	30.6	<0.2	<10	190	1.21	0.93	0.43	1.06	58.2	9.9	25
DD018052		0.18	0.002	0.40	1.74	13.8	<0.2	<10	130	0.83	0.38	0.44	0.45	31.3	6.4	18
DD018053		0.37	0.004	0.26	1.47	16.9	<0.2	<10	170	0.77	0.65	0.49	0.45	51.2	5.8	18
DD018054		0.41	0.036	0.44	3.19	14.7	<0.2	<10	240	1.25	0.50	0.56	0.48	45.7	11.9	37
DD018055		0.31	0.002	0.22	2.22	12.3	<0.2	<10	170	0.90	0.30	0.36	0.23	34.0	7.7	26
DD018056		0.34	0.002	0.17	2.44	15.5	<0.2	<10	280	1.00	0.37	0.35	0.33	43.0	9.9	26
CC142479		0.28	0.008	2.86	1.61	791	<0.2	<10	100	2.07	0.58	3.16	2.80	21.1	34.8	37
CC142480		0.16	0.031	4.19	1.31	1275	<0.2	<10	170	1.70	0.53	4.16	7.28	36.7	37.3	28
CC142490		0.24	0.034	1.28	0.16	5.2	<0.2	<10	10	0.11	21.2	0.09	0.03	2.77	0.4	3
CC142491		0.23	0.052	9.82	2.54	7000	<0.2	<10	190	3.12	101.0	0.60	5.06	43.7	24.0	42

***** See Appendix Page for comments regarding this certificate *****

ALS Canada Ltd.
2103 Dollarton Hwy
North Vancouver BC V7H 0A7
Phone: 604 984 0221 Fax: 604 984 0218 www.alsglobal.com

To: **SILVER RANGE RESOURCES LTD.**
C/O ARCHER, CATHRO & ASSOCIATES (1981) LIMITED
1016-510 W HASTINGS ST
VANCOUVER BC V6B 1L8

Finalized Date: 3-JUL-2012
Account: RANSIL

Project: Keg-Fly-Ku Zone

CERTIFICATE OF ANALYSIS WH12138942

Sample Description	Method	ME-MS41	ME-MS41	ME-MS41	ME-MS41	ME-MS41	ME-MS41	ME-MS41	ME-MS41	ME-MS41	ME-MS41	ME-MS41	ME-MS41	ME-MS41	ME-MS41	ME-MS41
	Analyte	Cs	Cu	Fe	Ga	Ge	Hf	Hg	In	K	La	Li	Mg	Mn	Mo	Na
	Units	ppm	ppm	%	ppm	ppm	ppm	ppm	ppm	%	ppm	ppm	%	ppm	ppm	%
	LOR	0.05	0.2	0.01	0.05	0.05	0.02	0.01	0.005	0.01	0.2	0.1	0.01	5	0.05	0.01
DD018035		16.75	72.3	3.63	10.10	0.13	0.11	0.09	0.337	0.11	22.1	69.4	2.38	4740	1.58	0.01
DD018036		5.56	27.0	3.00	11.45	0.10	0.03	0.02	0.033	0.28	21.9	53.0	1.12	420	0.41	0.03
DD018037		5.75	36.0	2.97	10.35	0.11	0.05	0.03	0.036	0.24	23.6	45.8	0.98	531	0.55	0.02
DD018038		6.00	39.5	2.91	10.70	0.10	0.05	0.05	0.032	0.25	24.7	49.3	1.05	572	0.65	0.03
DD018039		7.02	37.6	2.94	11.45	0.10	0.05	0.05	0.043	0.22	20.3	50.7	0.97	441	0.59	0.05
DD018040		5.83	42.6	3.01	9.23	0.11	0.07	0.04	0.052	0.22	26.6	37.5	0.79	598	0.72	0.02
DD018041		7.00	72.2	3.40	10.85	0.13	0.04	0.03	0.060	0.13	15.2	50.0	1.29	611	0.77	0.02
DD018042		2.88	16.4	1.50	5.43	<0.05	0.03	0.02	0.024	0.07	10.0	13.2	0.31	309	0.47	0.02
DD018043		5.83	36.4	3.24	8.40	0.08	0.03	0.04	0.069	0.16	23.0	30.1	0.69	857	0.65	0.01
DD018044		6.06	26.5	3.00	5.77	0.06	<0.02	0.04	0.032	0.15	16.9	20.4	0.31	699	0.92	0.01
DD018045		4.39	19.4	2.43	4.83	0.10	0.07	0.03	0.025	0.19	28.0	19.0	0.38	542	0.79	0.02
DD018046		5.04	21.6	3.06	6.59	<0.05	<0.02	0.05	0.032	0.14	16.5	22.9	0.34	466	1.23	<0.01
DD018047		5.40	27.9	2.99	6.82	0.05	<0.02	0.05	0.029	0.11	17.1	20.0	0.45	560	1.31	0.01
DD018048		5.62	18.2	2.59	5.79	0.10	0.15	0.03	0.027	0.22	30.3	21.5	0.42	519	0.66	0.01
DD018049		3.83	18.9	2.48	7.53	0.06	0.02	0.04	0.045	0.08	18.4	23.8	0.42	374	0.79	0.01
DD018050		4.34	24.8	2.52	7.00	0.08	0.06	0.03	0.054	0.14	24.6	25.2	0.51	564	0.75	0.01
DD018051		5.49	35.0	2.58	7.39	0.19	0.10	0.03	0.094	0.18	28.0	27.5	0.55	679	0.61	0.02
DD018052		3.85	28.0	1.63	6.37	0.11	0.02	0.04	0.046	0.13	17.5	20.2	0.38	402	0.55	0.02
DD018053		4.43	22.7	2.04	6.19	0.16	0.11	0.05	0.051	0.18	27.3	22.9	0.47	285	0.54	0.02
DD018054		7.41	43.5	2.58	11.05	0.16	0.07	0.05	0.045	0.28	25.7	44.9	0.91	251	0.45	0.03
DD018055		4.33	21.3	1.97	8.04	0.12	0.03	0.03	0.029	0.16	17.9	30.9	0.62	298	0.45	0.02
DD018056		4.73	20.5	2.48	8.85	0.13	0.04	0.04	0.032	0.20	21.1	33.1	0.64	407	0.58	0.02
CC142479		1.29	128.5	12.85	8.97	0.31	0.14	0.06	0.062	0.03	12.1	42.4	1.07	1560	45.4	0.02
CC142480		2.53	177.0	8.13	5.41	0.19	0.12	0.07	0.089	0.02	22.7	28.3	0.55	3260	28.3	0.01
CC142490		0.70	210	12.30	2.02	1.04	<0.02	0.06	0.472	0.01	1.4	0.4	0.03	579	0.76	<0.01
CC142491		11.00	2060	10.70	14.80	1.06	0.07	0.06	1.510	0.22	24.9	36.6	1.27	1040	8.09	0.01

***** See Appendix Page for comments regarding this certificate *****

ALS Canada Ltd.
2103 Dollarton Hwy
North Vancouver BC V7H 0A7
Phone: 604 984 0221 Fax: 604 984 0218 www.alsglobal.com

To: **SILVER RANGE RESOURCES LTD.**
C/O ARCHER, CATHRO & ASSOCIATES (1981) LIMITED
1016-510 W HASTINGS ST
VANCOUVER BC V6B 1L8

Finalized Date: 3-JUL-2012
Account: RANSIL

Project: Keg-Fly-Ku Zone

CERTIFICATE OF ANALYSIS WH12138942

Sample Description	Method	ME-MS41	ME-MS41	ME-MS41	ME-MS41	ME-MS41	ME-MS41	ME-MS41	ME-MS41	ME-MS41	ME-MS41	ME-MS41	ME-MS41	ME-MS41	ME-MS41	ME-MS41
	Analyte	Nb	Ni	P	Pb	Rb	Re	S	Sb	Sc	Se	Sn	Sr	Ta	Te	Th
	Units	ppm	ppm	ppm	ppm	ppm	ppm	%	ppm	ppm	ppm	ppm	ppm	ppm	ppm	ppm
	LOR	0.05	0.2	10	0.2	0.1	0.001	0.01	0.05	0.1	0.2	0.2	0.2	0.01	0.01	0.2
DD018035		1.22	32.2	1510	374	19.6	0.001	0.07	1.31	4.6	1.1	3.0	107.0	0.01	0.07	5.0
DD018036		2.97	23.0	470	30.8	34.3	<0.001	0.03	1.60	6.6	0.7	1.1	30.8	<0.01	0.03	7.3
DD018037		2.55	23.4	490	38.8	32.6	<0.001	0.01	3.02	6.2	0.6	1.2	31.7	<0.01	0.03	7.7
DD018038		2.63	26.9	920	41.9	34.5	<0.001	0.10	2.82	4.7	1.0	0.9	49.7	<0.01	0.03	2.7
DD018039		3.16	26.8	600	27.9	34.1	<0.001	0.05	2.87	5.9	0.8	1.1	51.4	<0.01	0.01	5.3
DD018040		2.23	21.6	600	40.4	32.2	<0.001	0.01	4.28	6.1	1.0	1.4	34.7	<0.01	0.03	9.5
DD018041		2.21	32.9	550	78.4	22.1	<0.001	0.03	3.57	4.7	0.6	1.1	32.7	<0.01	0.03	3.9
DD018042		1.21	9.1	630	30.2	13.6	<0.001	0.04	2.73	1.6	0.2	0.6	16.8	<0.01	0.02	1.2
DD018043		2.34	21.6	800	82.0	22.3	<0.001	0.03	5.72	5.0	0.6	1.8	24.6	<0.01	0.01	6.9
DD018044		1.15	22.5	820	29.7	21.2	<0.001	0.03	3.29	2.3	0.2	1.3	8.9	<0.01	0.02	1.5
DD018045		1.04	12.8	900	21.7	22.9	<0.001	0.01	1.92	4.3	0.6	1.1	18.8	<0.01	0.01	9.6
DD018046		1.20	14.6	950	21.0	23.1	<0.001	0.05	3.17	1.7	0.8	1.1	13.9	<0.01	0.02	1.1
DD018047		1.20	19.7	790	17.2	20.3	<0.001	0.03	1.21	2.9	0.8	1.0	12.4	<0.01	0.03	1.5
DD018048		1.14	12.7	880	20.5	27.4	<0.001	0.01	1.18	5.2	0.9	1.3	17.8	<0.01	0.02	11.0
DD018049		2.27	13.2	780	67.0	12.9	<0.001	0.03	4.01	3.3	0.5	1.5	19.6	<0.01	0.02	3.9
DD018050		2.14	16.3	710	48.0	21.7	<0.001	0.01	6.46	4.3	0.7	1.4	19.0	<0.01	0.01	8.5
DD018051		1.50	18.6	950	47.0	29.2	<0.001	0.01	9.46	4.9	0.5	1.3	31.0	<0.01	0.02	10.6
DD018052		1.53	12.4	660	24.9	23.1	<0.001	0.06	3.45	1.9	0.6	0.6	29.0	<0.01	0.02	0.8
DD018053		1.71	13.1	830	22.2	25.7	<0.001	<0.01	3.16	4.8	0.4	1.1	27.4	<0.01	0.01	10.1
DD018054		3.67	26.1	610	32.6	48.0	<0.001	0.05	2.78	6.1	0.7	1.1	34.7	<0.01	0.02	6.9
DD018055		2.62	16.1	490	23.9	24.1	<0.001	0.03	1.94	3.9	0.5	0.8	23.5	<0.01	0.01	4.0
DD018056		3.33	19.3	570	28.5	30.5	<0.001	0.02	1.36	4.8	0.5	1.0	23.8	<0.01	0.02	7.3
CC142479		1.50	274	940	83.7	4.9	0.003	0.12	22.6	5.3	14.1	3.6	89.7	0.01	0.26	2.8
CC142480		0.38	188.5	950	19.6	5.2	0.002	0.09	67.9	6.3	6.3	4.2	83.8	0.01	0.24	2.9
CC142490		1.00	1.0	690	10.1	1.3	<0.001	0.17	2.10	0.6	1.1	43.6	1.1	0.01	0.13	1.4
CC142491		1.20	48.3	1130	333	31.1	0.001	0.15	60.4	6.1	6.5	77.6	111.0	<0.01	0.29	8.9

***** See Appendix Page for comments regarding this certificate *****

ALS Canada Ltd.
2103 Dollarton Hwy
North Vancouver BC V7H 0A7
Phone: 604 984 0221 Fax: 604 984 0218 www.alsglobal.com

To: **SILVER RANGE RESOURCES LTD.**
C/O ARCHER, CATHRO & ASSOCIATES (1981) LIMITED
1016-510 W HASTINGS ST
VANCOUVER BC V6B 1L8

Finalized Date: 3-JUL-2012
Account: RANSIL

Project: Keg-Fly-Ku Zone

CERTIFICATE OF ANALYSIS WH12138942

Sample Description	Method	ME-MS41	ME-MS41	ME-MS41	ME-MS41	ME-MS41	ME-MS41	ME-MS41	ME-MS41
	Analyte	Ti	Tl	U	V	W	Y	Zn	Zr
	Units	%	ppm	ppm	ppm	ppm	ppm	ppm	ppm
	LOR	0.005	0.02	0.05	1	0.05	0.05	2	0.5
DD018035		0.035	0.42	2.50	57	1.86	31.6	464	3.0
DD018036		0.125	0.27	1.18	48	0.97	8.36	87	1.1
DD018037		0.123	0.31	1.12	58	1.37	8.70	107	1.7
DD018038		0.090	0.28	1.44	60	0.79	14.00	131	1.8
DD018039		0.115	0.29	1.58	58	1.94	10.45	110	1.6
DD018040		0.109	0.29	1.44	54	2.33	13.10	113	2.1
DD018041		0.090	0.21	1.07	70	3.06	5.27	220	1.4
DD018042		0.048	0.13	0.72	32	1.35	2.96	112	0.7
DD018043		0.074	0.35	1.51	42	5.11	9.05	237	0.9
DD018044		0.039	0.36	4.62	33	11.45	7.15	67	<0.5
DD018045		0.080	0.25	2.57	34	6.47	15.00	64	2.6
DD018046		0.031	0.31	5.44	35	1.59	6.44	76	<0.5
DD018047		0.044	0.27	2.76	49	0.92	9.57	83	<0.5
DD018048		0.092	0.31	2.91	36	2.77	17.95	64	5.0
DD018049		0.061	0.20	1.05	39	6.20	6.91	111	0.6
DD018050		0.075	0.27	1.22	40	4.78	9.80	116	1.6
DD018051		0.088	0.27	1.41	41	5.75	12.45	113	4.1
DD018052		0.053	0.18	1.16	32	1.89	7.27	69	0.5
DD018053		0.084	0.23	1.22	36	3.76	13.40	86	4.4
DD018054		0.107	0.36	1.46	52	3.03	11.10	116	2.4
DD018055		0.083	0.20	0.90	38	0.96	7.38	66	1.1
DD018056		0.090	0.24	0.89	43	0.66	7.76	76	1.5
CC142479		0.040	0.54	6.62	147	0.78	21.1	342	8.9
CC142480		0.005	0.50	4.10	83	0.99	36.4	1200	7.8
CC142490		0.016	0.02	0.47	5	5.58	1.86	17	<0.5
CC142491		0.053	0.54	6.28	99	11.30	13.05	565	2.5

***** See Appendix Page for comments regarding this certificate *****

ALS Canada Ltd.
2103 Dollarton Hwy
North Vancouver BC V7H 0A7
Phone: 604 984 0221 Fax: 604 984 0218 www.alsglobal.com

To: **SILVER RANGE RESOURCES LTD.**
C/O ARCHER, CATHRO & ASSOCIATES (1981) LIMITED
1016-510 W HASTINGS ST
VANCOUVER BC V6B 1L8

Project: Keg-Fly-Ku Zone

Finalized Date: 3-JUL-2012
Account: RANSIL

CERTIFICATE OF ANALYSIS WH12138942

Method	CERTIFICATE COMMENTS
ME-MS41	Gold determinations by this method are semi-quantitative due to the small sample weight used (0.5g).

ALS Canada Ltd.

2103 Dollarton Hwy
North Vancouver BC V7H 0A7
Phone: 604 984 0221 Fax: 604 984 0218 www.alsglobal.com

To: **SILVER RANGE RESOURCES LTD.**
C/O ARCHER, CATHRO & ASSOCIATES (1981) LIMITED
1016-510 W HASTINGS ST
VANCOUVER BC V6B 1L8

Finalized Date: 4-JUL-2012
Account: RANSIL

CERTIFICATE WH12138943

Project: Keg-Fly-Ku Zone

P.O. No.: Claim Group 7

This report is for 150 Soil samples submitted to our lab in Whitehorse, YT, Canada on 19-JUN-2012.

The following have access to data associated with this certificate:

MATT DUMALA	JOAN MARIACHER	

SAMPLE PREPARATION

ALS CODE	DESCRIPTION
WEI-21	Received Sample Weight
LOG-22	Sample login - Rcd w/o BarCode
SCR-41	Screen to -180um and save both

ANALYTICAL PROCEDURES

ALS CODE	DESCRIPTION	INSTRUMENT
Au-ICP21	Au 30g FA ICP-AES Finish	ICP-AES
ME-MS41	51 anal. aqua regia ICPMS	

To: **SILVER RANGE RESOURCES LTD.**
ATTN: JOAN MARIACHER
C/O ARCHER, CATHRO & ASSOCIATES (1981) LIMITED
1016-510 W HASTINGS ST
VANCOUVER BC V6B 1L8

This is the Final Report and supersedes any preliminary report with this certificate number. Results apply to samples as submitted. All pages of this report have been checked and approved for release.

***** See Appendix Page for comments regarding this certificate *****

Signature:

Colin Ramshaw, Vancouver Laboratory Manager

ALS Canada Ltd.
2103 Dollarton Hwy
North Vancouver BC V7H 0A7
Phone: 604 984 0221 Fax: 604 984 0218 www.alsglobal.com

To: **SILVER RANGE RESOURCES LTD.**
C/O ARCHER, CATHRO & ASSOCIATES (1981) LIMITED
1016-510 W HASTINGS ST
VANCOUVER BC V6B 1L8

Finalized Date: 4-JUL-2012
Account: RANSIL

Project: Keg-Fly-Ku Zone

CERTIFICATE OF ANALYSIS WH12138943

Sample Description	Method	WEI-21	Au-ICP21	ME-MS41	ME-MS41	ME-MS41	ME-MS41	ME-MS41	ME-MS41	ME-MS41	ME-MS41	ME-MS41	ME-MS41	ME-MS41	ME-MS41	ME-MS41
	Analyte	Recvd Wt.	Au	Ag	Al	As	Au	B	Ba	Be	Bi	Ca	Cd	Ce	Co	Cr
	Units	kg	ppm	ppm	%	ppm	ppm	ppm	ppm	ppm	ppm	%	ppm	ppm	ppm	ppm
	LOR	.02	0.001	0.01	0.01	0.1	0.2	10	10	0.05	0.01	0.01	0.01	0.02	0.1	1
CC142481		0.34	0.005	0.19	1.31	45.7	<0.2	<10	70	0.74	2.00	0.17	0.10	51.4	14.2	19
CC142482		0.27	0.002	0.13	1.76	14.8	<0.2	<10	110	1.24	1.23	0.19	0.14	45.0	17.7	19
CC142125		0.15	0.003	0.22	1.68	15.2	<0.2	<10	140	0.88	0.48	0.71	0.77	24.0	8.8	21
CC142126		0.17	0.009	0.22	1.14	11.3	<0.2	<10	110	0.90	0.26	0.58	0.59	18.45	6.6	18
CC142127		0.17	0.014	0.13	1.78	37.8	<0.2	<10	150	0.70	0.52	0.41	0.38	24.6	9.2	25
CC142128		0.25	0.003	0.37	2.56	23.5	<0.2	<10	130	1.51	0.64	0.29	0.24	38.3	13.9	33
CC142129		0.23	0.002	0.19	1.72	9.3	<0.2	<10	90	0.87	0.38	0.15	0.08	27.5	10.4	17
CC142130		0.11	<0.001	0.02	0.30	0.6	<0.2	<10	20	0.06	0.03	0.10	0.09	2.70	2.1	3
CC142131		0.31	0.003	0.22	2.37	16.9	<0.2	<10	90	1.19	0.82	0.48	0.21	42.2	11.6	33
CC142132		0.33	0.008	0.19	2.15	21.3	<0.2	<10	110	1.04	0.74	0.19	0.17	35.1	9.6	31
CC142133		0.29	0.003	0.31	1.97	23.4	<0.2	<10	160	0.98	0.59	0.27	0.39	29.7	9.8	26
CC142134		0.33	0.005	0.38	3.32	37.9	<0.2	<10	210	1.57	1.12	0.16	0.25	48.2	14.6	38
CC142135		0.35	0.003	0.20	2.96	27.0	<0.2	<10	170	1.13	0.84	0.26	0.28	37.3	13.9	33
CC142136		0.32	0.005	0.19	2.01	26.3	<0.2	<10	100	0.67	0.69	0.10	0.19	30.5	7.6	27
CC142137		0.23	0.003	0.29	2.35	31.6	<0.2	<10	220	0.95	0.93	0.74	0.34	42.8	9.9	25
CC142138		0.26	0.004	0.57	2.97	57.0	<0.2	<10	200	1.68	2.34	1.48	0.38	29.4	9.9	31
CC142139		0.27	0.003	0.55	2.97	79.3	<0.2	<10	200	1.28	2.03	1.02	0.64	27.0	14.4	37
CC142140		0.28	0.003	0.89	1.93	34.5	<0.2	<10	130	0.70	3.17	0.06	0.89	90.1	7.8	31
CC142141		0.27	0.005	0.29	1.08	55.7	<0.2	<10	60	0.50	0.41	0.07	0.36	39.3	6.3	21
CC142142		0.40	0.008	0.26	5.29	59.0	<0.2	<10	260	1.57	1.71	0.31	0.30	47.4	21.6	50
CC142143		0.13	0.002	0.02	0.29	0.5	<0.2	<10	10	0.05	0.02	0.11	0.02	3.60	1.5	2
CC142144		0.47	0.002	0.23	4.23	16.1	<0.2	<10	220	1.26	0.41	0.25	0.32	43.9	16.9	42
CC142145		0.42	0.002	0.12	3.69	21.0	<0.2	<10	250	1.16	0.40	0.19	0.32	38.0	12.0	35
CC142146		0.39	0.002	0.16	3.95	18.4	<0.2	<10	260	1.14	0.44	0.21	0.31	42.1	14.2	42
CC142147		0.24	0.002	0.19	3.17	17.6	<0.2	<10	290	1.03	0.40	0.25	0.20	40.7	10.5	40
CC142148		0.26	0.002	0.08	1.23	10.2	<0.2	<10	120	0.34	0.30	0.13	0.18	23.8	5.1	17
CC142149		0.41	0.002	0.09	1.85	12.4	<0.2	<10	230	0.65	0.31	0.15	0.27	39.7	6.7	18
CC142150		0.46	0.002	0.28	3.05	25.3	<0.2	<10	290	1.31	0.51	0.31	0.28	45.6	10.3	35
CC142151		0.29	0.002	0.12	1.87	16.1	<0.2	<10	120	0.69	0.37	0.14	0.17	36.5	6.4	22
CC142152		0.20	0.004	0.22	1.28	14.2	<0.2	<10	120	0.50	0.40	0.16	0.32	32.5	4.3	15
CC142153		0.22	0.002	0.23	2.68	31.9	<0.2	<10	160	1.03	0.43	0.17	0.23	40.4	9.1	39
CC142154		0.26	0.003	0.33	3.98	23.9	<0.2	<10	330	1.37	0.49	0.33	0.78	42.9	13.4	44
CC142155		0.34	0.002	5.63	2.26	33.2	<0.2	<10	210	1.23	1.60	0.58	1.54	37.8	8.3	30
CC142156		0.19	0.002	0.10	1.20	9.8	<0.2	<10	100	0.41	0.48	0.15	0.38	22.0	3.9	11
CC142157		0.34	0.002	0.13	2.43	18.5	<0.2	<10	250	0.79	0.75	0.25	0.41	48.4	7.8	19
CC142158		0.39	0.008	0.12	1.60	14.8	<0.2	<10	190	0.70	0.54	0.26	0.43	58.0	7.3	15
CC142159		0.23	0.003	0.16	1.79	17.1	<0.2	<10	220	0.70	1.74	0.15	0.30	39.8	6.7	17
CC142160		0.33	0.004	0.19	0.69	4.2	<0.2	<10	30	0.50	0.32	0.14	0.23	11.90	4.2	8
CC142161		0.31	0.002	0.07	0.83	6.6	<0.2	<10	60	0.27	0.26	0.09	0.12	13.25	2.8	9
CC142162		0.30	0.003	0.12	1.41	11.4	<0.2	<10	110	0.51	0.41	0.11	0.16	24.6	4.4	16

***** See Appendix Page for comments regarding this certificate *****

ALS Canada Ltd.
2103 Dollarton Hwy
North Vancouver BC V7H 0A7
Phone: 604 984 0221 Fax: 604 984 0218 www.alsglobal.com

To: **SILVER RANGE RESOURCES LTD.**
C/O ARCHER, CATHRO & ASSOCIATES (1981) LIMITED
1016-510 W HASTINGS ST
VANCOUVER BC V6B 1L8

Finalized Date: 4-JUL-2012
Account: RANSIL

Project: Keg-Fly-Ku Zone

CERTIFICATE OF ANALYSIS WH12138943

Sample Description	Method	ME-MS41	ME-MS41	ME-MS41	ME-MS41	ME-MS41	ME-MS41	ME-MS41	ME-MS41	ME-MS41	ME-MS41	ME-MS41	ME-MS41	ME-MS41	ME-MS41	ME-MS41
	Analyte	Cs	Cu	Fe	Ga	Ge	Hf	Hg	In	K	La	Li	Mg	Mn	Mo	Na
	Units	ppm	ppm	%	ppm	ppm	ppm	ppm	ppm	%	ppm	ppm	%	ppm	ppm	%
	LOR	0.05	0.2	0.01	0.05	0.05	0.02	0.01	0.005	0.01	0.2	0.1	0.01	5	0.05	0.01
CC142481		5.32	46.1	3.29	5.57	0.11	0.03	0.03	0.029	0.19	21.4	24.0	0.36	301	0.86	0.02
CC142482		4.64	26.3	2.48	7.48	0.07	<0.02	0.04	0.031	0.19	20.4	32.4	0.49	269	0.61	0.02
CC142125		7.61	21.2	1.79	5.58	0.06	0.03	0.05	0.023	0.08	13.7	18.0	0.53	745	1.23	0.02
CC142126		5.83	17.7	1.22	3.77	0.06	0.02	0.06	0.015	0.06	11.8	11.6	0.30	513	0.94	0.03
CC142127		6.69	25.0	2.25	6.47	0.06	0.02	0.04	0.028	0.10	10.8	21.6	0.52	326	1.41	0.02
CC142128		16.95	29.2	2.88	7.77	0.09	0.03	0.07	0.038	0.10	20.4	31.1	0.86	497	1.54	0.02
CC142129		8.82	27.9	1.62	4.85	0.07	0.03	0.05	0.020	0.06	14.3	18.2	0.48	386	0.85	0.02
CC142130		0.31	5.6	0.80	1.90	<0.05	<0.02	0.02	<0.005	0.01	1.3	0.4	0.03	36	0.18	0.03
CC142131		9.16	26.3	2.34	7.09	0.09	0.04	0.03	0.027	0.11	20.1	31.9	0.83	301	0.85	0.02
CC142132		8.57	28.8	2.46	7.07	0.08	0.02	0.05	0.029	0.10	16.9	29.6	0.79	296	1.42	0.01
CC142133		6.10	26.3	2.43	6.59	0.07	<0.02	0.13	0.039	0.09	13.6	20.6	0.48	521	1.96	0.02
CC142134		11.10	29.8	3.50	8.96	0.11	0.08	0.10	0.068	0.14	24.4	35.7	0.95	597	2.98	0.01
CC142135		9.82	25.2	2.85	8.96	0.10	0.02	0.10	0.041	0.12	15.9	30.6	0.72	705	2.88	0.01
CC142136		4.96	18.7	2.50	8.00	0.07	<0.02	0.06	0.031	0.09	15.0	22.8	0.47	301	2.46	0.01
CC142137		6.81	19.7	2.49	7.55	0.07	0.03	0.06	0.046	0.09	15.1	26.1	0.58	555	1.77	0.02
CC142138		13.95	41.4	2.85	8.76	0.11	0.10	0.08	0.060	0.20	15.3	42.5	1.94	637	1.45	0.03
CC142139		19.90	43.5	3.70	9.68	0.11	0.06	0.07	0.064	0.33	12.8	46.2	2.04	617	1.51	0.02
CC142140		6.06	47.4	3.11	7.43	0.15	0.06	0.03	0.087	0.05	47.8	32.5	0.58	677	20.1	0.01
CC142141		7.27	21.3	2.49	6.51	0.08	<0.02	0.07	0.022	0.09	19.8	8.4	0.17	209	2.51	0.01
CC142142		14.95	62.5	6.45	14.60	0.25	0.12	0.05	0.141	0.52	24.0	53.6	1.19	1780	0.75	0.01
CC142143		0.14	7.9	0.54	1.41	<0.05	<0.02	0.01	<0.005	0.02	1.7	0.4	0.03	30	0.14	0.03
CC142144		10.30	35.1	3.05	12.55	0.15	0.07	0.05	0.033	0.40	21.2	60.6	1.23	369	0.90	0.03
CC142145		6.47	19.7	2.71	10.40	0.12	0.05	0.07	0.033	0.23	18.4	48.9	0.79	320	0.94	0.02
CC142146		8.63	25.3	3.20	12.30	0.13	0.04	0.05	0.036	0.35	20.5	51.2	0.97	505	0.80	0.02
CC142147		6.05	20.6	2.78	10.95	0.11	0.02	0.05	0.032	0.21	19.5	46.3	0.84	372	0.94	0.02
CC142148		2.60	15.7	1.81	7.34	0.07	<0.02	0.04	0.017	0.08	11.8	16.3	0.27	203	1.48	0.01
CC142149		2.18	14.8	2.30	6.65	0.09	0.02	0.06	0.029	0.07	19.1	20.7	0.33	276	1.64	0.01
CC142150		6.04	31.7	2.58	9.71	0.11	0.04	0.04	0.035	0.16	23.4	43.3	0.83	323	0.87	0.02
CC142151		2.90	18.2	2.33	7.77	0.08	0.02	0.05	0.031	0.09	17.6	22.4	0.35	333	2.10	0.01
CC142152		3.59	11.7	2.02	7.66	0.07	<0.02	0.04	0.024	0.05	16.1	18.7	0.25	206	1.41	0.01
CC142153		9.95	35.0	3.07	11.35	0.10	0.02	0.08	0.043	0.15	19.8	38.7	0.62	628	1.49	0.01
CC142154		15.15	44.4	3.60	11.60	0.13	0.04	0.06	0.084	0.24	21.0	45.6	0.93	733	0.98	0.01
CC142155		7.30	444	4.51	9.39	0.14	0.02	0.09	0.062	0.13	18.2	26.9	0.75	1350	1.88	0.01
CC142156		2.05	18.0	1.62	4.75	0.06	<0.02	0.05	0.022	0.05	10.7	11.1	0.20	217	0.69	0.02
CC142157		3.87	14.9	2.50	7.38	0.09	0.04	0.05	0.037	0.09	19.9	22.1	0.40	465	1.20	0.02
CC142158		2.71	12.6	1.98	5.70	0.10	0.04	0.04	0.028	0.09	25.3	18.3	0.37	447	0.92	0.02
CC142159		3.84	14.8	2.35	6.69	0.09	0.02	0.06	0.034	0.09	18.9	17.3	0.32	414	1.51	0.02
CC142160		1.11	13.9	1.84	4.23	0.05	<0.02	0.04	0.011	0.03	5.7	5.6	0.11	139	0.62	0.02
CC142161		1.45	10.0	1.33	4.76	<0.05	<0.02	0.03	0.018	0.05	6.5	7.2	0.12	149	0.77	0.02
CC142162		2.19	12.4	2.06	6.48	0.07	<0.02	0.06	0.023	0.07	12.0	14.7	0.28	276	1.59	0.01

***** See Appendix Page for comments regarding this certificate *****

ALS Canada Ltd.
2103 Dollarton Hwy
North Vancouver BC V7H 0A7
Phone: 604 984 0221 Fax: 604 984 0218 www.alsglobal.com

To: **SILVER RANGE RESOURCES LTD.**
C/O ARCHER, CATHRO & ASSOCIATES (1981) LIMITED
1016-510 W HASTINGS ST
VANCOUVER BC V6B 1L8

Finalized Date: 4-JUL-2012
Account: RANSIL

Project: Keg-Fly-Ku Zone

CERTIFICATE OF ANALYSIS WH12138943

Sample Description	Method	ME-MS41	ME-MS41	ME-MS41	ME-MS41	ME-MS41	ME-MS41	ME-MS41	ME-MS41	ME-MS41	ME-MS41	ME-MS41	ME-MS41	ME-MS41	ME-MS41	ME-MS41
	Analyte	Nb	Ni	P	Pb	Rb	Re	S	Sb	Sc	Se	Sn	Sr	Ta	Te	Th
	Units	ppm	ppm	ppm	ppm	ppm	ppm	%	ppm	ppm	ppm	ppm	ppm	ppm	ppm	ppm
	LOR	0.05	0.2	10	0.2	0.1	0.001	0.01	0.05	0.1	0.2	0.2	0.2	0.01	0.01	0.2
CC142481		1.88	14.8	860	17.0	27.6	<0.001	0.07	0.97	3.6	0.8	1.2	11.5	<0.01	0.03	3.7
CC142482		2.11	13.7	750	15.8	34.5	<0.001	0.03	0.44	4.1	0.4	1.6	12.1	<0.01	0.02	3.1
CC142125		0.98	17.5	1180	18.7	12.3	<0.001	0.13	1.58	1.2	0.9	0.7	38.8	<0.01	0.03	0.3
CC142126		0.75	14.6	890	11.1	7.7	<0.001	0.11	0.91	1.0	0.7	0.4	34.6	<0.01	0.02	0.3
CC142127		1.20	20.0	840	19.5	14.7	<0.001	0.08	1.83	1.8	0.5	1.0	25.9	<0.01	0.02	0.7
CC142128		1.23	28.1	830	25.8	15.4	<0.001	0.07	2.18	2.8	0.7	0.9	36.1	<0.01	0.03	1.3
CC142129		0.96	15.0	690	14.7	9.4	<0.001	0.06	1.24	1.6	0.6	0.5	20.6	<0.01	0.02	0.9
CC142130		0.19	1.9	300	1.5	0.9	<0.001	0.02	0.12	0.4	0.2	<0.2	12.0	<0.01	<0.01	<0.2
CC142131		1.65	24.8	650	27.0	13.6	<0.001	0.03	2.98	3.2	0.5	0.9	45.8	0.01	0.02	4.3
CC142132		1.56	24.2	640	21.3	14.9	<0.001	0.05	3.46	2.4	0.6	1.0	23.9	<0.01	0.03	1.7
CC142133		1.19	19.5	940	30.7	16.1	<0.001	0.09	4.42	1.6	0.7	1.3	21.5	<0.01	0.04	0.5
CC142134		2.34	29.8	1200	66.1	23.4	<0.001	0.07	7.01	4.3	1.3	1.9	18.6	0.01	0.06	4.7
CC142135		1.79	26.5	990	38.7	21.6	<0.001	0.09	6.09	2.5	1.0	1.5	24.2	0.01	0.06	1.7
CC142136		1.26	19.5	490	23.9	15.9	<0.001	0.04	3.33	1.7	0.8	1.2	10.9	<0.01	0.05	0.7
CC142137		1.46	20.0	1190	32.5	15.5	<0.001	0.10	2.93	2.1	0.7	1.2	51.0	<0.01	0.03	1.4
CC142138		2.19	26.4	1340	26.2	41.0	0.001	0.13	1.90	3.2	1.0	2.2	81.7	0.01	0.04	3.9
CC142139		2.26	31.7	980	25.7	58.9	<0.001	0.09	1.82	3.6	0.8	2.2	62.6	0.01	0.04	3.4
CC142140		1.07	38.5	430	321	7.5	0.001	0.04	25.8	2.5	2.5	5.5	27.2	0.01	0.04	12.6
CC142141		0.77	15.2	1040	27.3	15.3	0.001	0.11	21.0	0.8	1.0	1.1	10.4	<0.01	0.03	0.2
CC142142		2.70	33.7	610	25.2	73.2	<0.001	0.03	15.50	6.9	0.7	3.0	58.2	<0.01	0.04	9.3
CC142143		0.23	1.5	370	0.7	1.1	<0.001	0.03	<0.05	0.4	<0.2	<0.2	10.5	<0.01	<0.01	<0.2
CC142144		4.18	31.8	350	31.5	50.8	<0.001	0.04	1.25	6.4	0.8	1.3	27.0	0.01	0.02	8.1
CC142145		3.77	24.2	550	37.7	30.7	<0.001	0.04	1.55	5.1	0.8	1.1	16.1	0.01	0.04	5.5
CC142146		3.93	27.1	440	52.1	49.8	<0.001	0.04	1.10	5.8	0.7	1.4	17.8	0.01	0.04	6.4
CC142147		2.86	23.5	700	31.8	29.7	<0.001	0.05	1.26	4.4	0.6	1.1	19.7	<0.01	0.03	2.6
CC142148		1.74	11.2	440	16.2	21.8	<0.001	0.03	0.90	1.9	0.4	0.9	13.1	<0.01	0.02	1.2
CC142149		1.66	15.4	620	18.1	12.5	0.001	0.03	1.04	2.6	0.8	0.9	15.3	0.01	0.03	1.6
CC142150		3.01	24.9	700	31.5	25.1	<0.001	0.05	2.47	5.4	0.8	1.1	23.0	0.01	0.02	5.8
CC142151		1.73	16.1	560	24.7	17.0	<0.001	0.05	1.73	2.6	0.7	1.0	12.0	0.01	0.04	1.7
CC142152		1.76	9.9	380	22.5	12.6	<0.001	0.05	2.95	2.1	0.4	1.1	11.9	<0.01	0.02	1.6
CC142153		2.30	24.4	820	28.4	38.4	<0.001	0.11	8.07	3.2	0.7	1.4	12.6	<0.01	0.04	1.4
CC142154		3.42	29.0	600	48.5	40.8	<0.001	0.04	9.70	5.6	0.6	1.4	27.8	0.01	0.03	5.1
CC142155		1.51	24.3	960	207	22.0	<0.001	0.06	5.57	2.9	1.5	1.9	21.3	<0.01	0.04	1.3
CC142156		0.63	7.2	670	37.7	7.9	<0.001	0.04	0.81	0.9	0.5	0.8	13.0	<0.01	0.02	0.2
CC142157		2.16	14.7	730	18.4	16.0	<0.001	0.02	1.07	3.6	0.7	1.3	18.0	0.01	0.03	3.4
CC142158		2.07	12.4	710	38.7	13.5	<0.001	<0.01	0.94	3.6	0.6	1.1	14.6	0.01	0.02	6.6
CC142159		1.47	12.9	720	20.2	15.8	<0.001	0.03	0.97	2.6	0.7	1.5	11.6	<0.01	0.03	1.4
CC142160		0.56	5.5	650	20.3	4.5	<0.001	0.02	0.29	0.9	0.4	0.5	10.0	<0.01	0.02	0.2
CC142161		0.73	5.3	340	6.0	7.9	<0.001	0.01	0.30	1.0	0.3	0.6	10.6	<0.01	0.02	0.3
CC142162		0.86	12.0	680	14.5	18.6	<0.001	0.05	0.78	1.3	0.5	0.8	10.5	<0.01	0.03	0.4

***** See Appendix Page for comments regarding this certificate *****

ALS Canada Ltd.
2103 Dollarton Hwy
North Vancouver BC V7H 0A7
Phone: 604 984 0221 Fax: 604 984 0218 www.alsglobal.com

To: **SILVER RANGE RESOURCES LTD.**
C/O ARCHER, CATHRO & ASSOCIATES (1981) LIMITED
1016-510 W HASTINGS ST
VANCOUVER BC V6B 1L8

Finalized Date: 4-JUL-2012
Account: RANSIL

Project: Keg-Fly-Ku Zone

CERTIFICATE OF ANALYSIS WH12138943

Sample Description	Method	ME-MS41	ME-MS41	ME-MS41	ME-MS41	ME-MS41	ME-MS41	ME-MS41	ME-MS41
	Analyte	Ti	Tl	U	V	W	Y	Zn	Zr
	Units	%	ppm	ppm	ppm	ppm	ppm	ppm	ppm
	LOR	0.005	0.02	0.05	1	0.05	0.05	2	0.5
CC142481		0.084	0.24	5.13	42	0.70	12.15	51	<0.5
CC142482		0.096	0.27	2.71	43	1.06	10.15	60	<0.5
CC142125		0.028	0.22	1.05	28	0.36	8.57	64	0.7
CC142126		0.026	0.13	0.97	20	0.35	8.73	44	<0.5
CC142127		0.034	0.19	1.01	40	0.51	3.62	76	0.5
CC142128		0.045	0.21	1.38	47	0.51	11.60	88	<0.5
CC142129		0.033	0.16	0.83	26	0.24	6.71	39	0.7
CC142130		0.038	0.02	0.15	27	<0.05	0.56	11	<0.5
CC142131		0.051	0.14	0.85	36	0.37	7.54	64	1.0
CC142132		0.056	0.15	0.99	43	0.43	5.54	71	<0.5
CC142133		0.052	0.15	1.02	50	0.38	5.28	79	<0.5
CC142134		0.062	0.32	2.22	65	0.58	10.95	106	1.9
CC142135		0.066	0.24	1.36	53	0.56	7.38	97	<0.5
CC142136		0.053	0.18	0.98	57	0.46	4.58	75	<0.5
CC142137		0.036	0.22	1.21	48	0.49	6.45	82	0.5
CC142138		0.049	0.50	2.23	57	0.61	13.45	78	2.8
CC142139		0.071	0.59	1.10	57	0.75	7.77	128	1.9
CC142140		0.051	0.15	12.90	167	0.21	13.75	163	2.5
CC142141		0.032	0.20	1.12	40	0.26	5.69	57	<0.5
CC142142		0.145	0.57	0.99	58	0.54	7.56	134	4.2
CC142143		0.029	0.02	0.10	18	<0.05	0.69	8	0.5
CC142144		0.153	0.37	1.03	51	1.02	6.35	106	2.6
CC142145		0.121	0.25	0.79	46	1.15	4.96	120	1.5
CC142146		0.145	0.34	0.82	51	1.32	5.54	108	1.2
CC142147		0.116	0.25	0.88	51	0.64	5.24	91	0.6
CC142148		0.073	0.14	0.58	47	0.50	2.89	44	0.5
CC142149		0.045	0.19	1.15	46	0.37	6.72	62	<0.5
CC142150		0.094	0.32	1.10	48	0.97	8.08	89	1.1
CC142151		0.055	0.18	0.96	52	0.76	4.79	64	<0.5
CC142152		0.045	0.18	0.72	45	1.03	3.41	53	<0.5
CC142153		0.079	0.41	1.29	73	1.04	6.07	86	<0.5
CC142154		0.108	0.43	0.94	60	1.27	5.50	107	1.0
CC142155		0.066	0.34	1.49	70	3.15	6.73	173	<0.5
CC142156		0.035	0.13	0.63	35	0.91	3.80	59	<0.5
CC142157		0.056	0.26	1.23	43	1.50	8.09	70	0.8
CC142158		0.071	0.18	1.12	36	1.36	10.20	64	0.8
CC142159		0.054	0.24	1.11	44	4.77	7.00	60	<0.5
CC142160		0.071	0.06	0.52	56	0.64	2.17	38	<0.5
CC142161		0.046	0.09	0.52	30	0.48	2.06	21	<0.5
CC142162		0.038	0.14	1.13	40	0.80	3.82	55	<0.5

***** See Appendix Page for comments regarding this certificate *****

ALS Canada Ltd.
2103 Dollarton Hwy
North Vancouver BC V7H 0A7
Phone: 604 984 0221 Fax: 604 984 0218 www.alsglobal.com

To: **SILVER RANGE RESOURCES LTD.**
C/O ARCHER, CATHRO & ASSOCIATES (1981) LIMITED
1016-510 W HASTINGS ST
VANCOUVER BC V6B 1L8

Finalized Date: 4-JUL-2012
Account: RANSIL

Project: Keg-Fly-Ku Zone

CERTIFICATE OF ANALYSIS WH12138943

Sample Description	Method	WEI-21	Au-ICP21	ME-MS41	ME-MS41	ME-MS41	ME-MS41	ME-MS41	ME-MS41	ME-MS41	ME-MS41	ME-MS41	ME-MS41	ME-MS41	ME-MS41	ME-MS41
	Analyte	Recvd Wt.	Au	Ag	Al	As	Au	B	Ba	Be	Bi	Ca	Cd	Ce	Co	Cr
	Units	kg	ppm	ppm	%	ppm	ppm	ppm	ppm	ppm	ppm	%	ppm	ppm	ppm	ppm
	LOR	.02	0.001	0.01	0.01	0.1	0.2	10	10	0.05	0.01	0.01	0.01	0.02	0.1	1
CC142163		0.37	0.003	0.44	1.53	15.2	<0.2	<10	110	0.58	1.16	0.11	0.25	35.6	5.3	15
CC142164		0.26	0.003	0.25	0.57	10.7	<0.2	<10	60	0.26	3.31	0.04	0.18	23.6	2.3	9
CC142165		0.28	0.005	0.27	1.75	11.6	<0.2	<10	100	0.82	7.33	0.11	0.42	27.6	5.5	16
CC142166		0.32	0.003	0.18	1.34	12.7	<0.2	<10	210	0.58	0.65	0.26	0.21	58.3	6.5	13
CC142167		0.25	0.002	0.12	1.75	16.2	<0.2	<10	160	0.78	0.90	0.15	0.18	54.4	7.1	14
CC142168		0.23	0.002	0.20	2.91	17.8	<0.2	<10	520	2.15	7.47	0.40	0.51	125.5	11.0	18
CC142169		0.24	0.004	0.26	2.12	14.9	<0.2	<10	190	1.11	0.79	0.15	0.32	46.3	9.7	18
CC142170		0.29	0.003	0.10	1.87	19.6	<0.2	<10	150	0.66	0.63	0.12	0.18	39.0	7.6	18
CC142171		0.42	0.003	0.07	1.46	11.2	<0.2	<10	90	0.40	0.32	0.11	0.18	31.3	4.2	12
CC142172		0.47	0.010	0.26	2.24	23.1	<0.2	<10	160	1.02	12.85	0.09	0.28	34.8	8.2	28
CC142173		0.32	0.004	0.16	1.79	23.2	<0.2	<10	170	0.80	5.00	0.17	0.16	28.8	6.4	26
CC142174		0.29	0.004	0.35	2.87	21.6	<0.2	<10	180	1.92	4.01	0.66	0.58	41.4	12.0	24
CC142175		0.34	0.030	3.35	2.75	128.0	<0.2	<10	50	4.21	80.0	0.49	10.55	32.0	1.6	33
CC142176		0.34	0.003	0.51	1.97	26.6	<0.2	<10	120	2.54	1.83	0.13	0.87	33.3	8.0	34
CC142177		0.24	0.011	1.01	4.05	277	<0.2	<10	100	1.53	0.47	1.36	0.63	36.7	20.7	48
CC142178		0.39	0.138	0.81	1.13	5990	<0.2	<10	50	0.34	1.42	0.56	0.35	16.10	4.3	17
CC142179		0.33	0.004	0.11	2.67	33.6	<0.2	<10	160	0.82	0.59	0.54	0.50	29.2	9.3	31
CC142180		0.28	0.003	0.26	4.02	20.3	<0.2	<10	290	1.32	0.49	0.25	0.56	40.8	14.4	46
CC142181		0.24	0.006	3.76	4.33	35.0	<0.2	<10	230	2.50	0.58	0.37	0.27	57.4	10.6	39
CC142182		0.26	0.002	0.17	4.45	19.8	<0.2	<10	340	1.32	0.48	0.46	0.58	52.3	14.7	52
CC142183		0.17	0.004	0.78	5.78	45.3	<0.2	<10	330	1.72	0.46	0.63	0.42	43.2	14.9	50
CC142184		0.25	0.004	0.46	6.04	12.4	<0.2	<10	290	1.43	0.37	1.20	0.93	56.6	20.1	54
CC142185		0.35	0.002	0.11	3.73	24.4	<0.2	<10	290	1.19	0.48	0.25	0.24	50.3	13.6	44
CC142186		0.31	0.002	0.22	4.05	20.1	<0.2	<10	240	1.32	0.33	0.59	0.24	47.4	14.3	46
CC142187		0.26	0.002	0.08	3.61	9.2	<0.2	<10	180	1.19	0.26	0.46	0.34	45.1	13.3	38
CC142188		0.25	0.001	0.08	4.08	16.5	<0.2	<10	430	1.40	0.31	0.22	0.50	32.8	13.8	69
CC142189		0.28	0.001	0.16	3.60	24.6	<0.2	<10	270	1.46	0.36	0.16	0.65	31.4	14.0	47
CC142190		0.25	0.029	0.58	4.89	108.0	<0.2	<10	260	1.20	0.87	0.16	0.55	50.7	13.3	59
CC142191		0.23	0.006	0.83	1.10	32.1	<0.2	<10	80	0.67	0.70	0.11	0.80	25.6	4.8	16
CC142192		0.34	0.020	15.20	2.84	2370	<0.2	<10	110	3.54	64.3	0.92	7.15	35.5	28.6	44
CC142193		0.22	0.002	0.54	2.65	74.9	<0.2	<10	210	1.87	1.22	0.74	0.98	49.4	24.8	27
CC142194		0.23	0.002	0.39	2.77	68.9	<0.2	<10	200	1.60	1.81	0.63	0.32	42.8	12.0	33
CC142195		0.19	0.002	0.43	2.37	41.9	<0.2	<10	170	1.59	0.97	0.93	0.35	30.4	12.1	32
CC142196		0.20	0.001	0.59	2.23	43.6	<0.2	<10	160	1.82	0.86	0.68	0.34	36.5	15.2	30
CC142197		0.28	0.002	0.42	2.53	37.0	<0.2	<10	160	1.72	0.86	0.46	0.28	45.9	16.2	41
CC142198		0.25	0.002	0.27	2.84	31.2	<0.2	<10	160	1.51	1.17	0.35	0.69	55.1	18.6	42
CC142199		0.21	0.003	0.56	2.40	40.9	<0.2	<10	140	1.66	1.09	0.58	0.33	47.2	16.9	35
CC142200		0.27	0.001	0.22	1.94	20.0	<0.2	<10	140	1.00	0.76	0.37	0.32	42.8	11.0	28
CC142201		0.12	0.003	0.25	2.23	18.5	<0.2	<10	120	1.11	0.71	0.24	0.78	33.1	13.0	30
CC142202		0.34	0.002	0.14	1.27	10.0	<0.2	<10	190	0.59	0.37	0.47	0.26	59.1	8.4	18

***** See Appendix Page for comments regarding this certificate *****

ALS Canada Ltd.
2103 Dollarton Hwy
North Vancouver BC V7H 0A7
Phone: 604 984 0221 Fax: 604 984 0218 www.alsglobal.com

To: **SILVER RANGE RESOURCES LTD.**
C/O ARCHER, CATHRO & ASSOCIATES (1981) LIMITED
1016-510 W HASTINGS ST
VANCOUVER BC V6B 1L8

Finalized Date: 4-JUL-2012
Account: RANSIL

Project: Keg-Fly-Ku Zone

CERTIFICATE OF ANALYSIS WH12138943

Sample Description	Method	ME-MS41	ME-MS41	ME-MS41	ME-MS41	ME-MS41	ME-MS41	ME-MS41	ME-MS41	ME-MS41	ME-MS41	ME-MS41	ME-MS41	ME-MS41	ME-MS41	ME-MS41
	Analyte	Cs	Cu	Fe	Ga	Ge	Hf	Hg	In	K	La	Li	Mg	Mn	Mo	Na
	Units	ppm	ppm	%	ppm	ppm	ppm	ppm	ppm	%	ppm	ppm	%	ppm	ppm	%
	LOR	0.05	0.2	0.01	0.05	0.05	0.02	0.01	0.005	0.01	0.2	0.1	0.01	5	0.05	0.01
CC142163		3.83	18.6	2.19	6.60	0.08	0.02	0.06	0.035	0.10	17.4	17.7	0.32	457	1.24	0.01
CC142164		2.38	14.9	1.35	6.43	0.06	<0.02	0.05	0.046	0.05	11.6	3.3	0.08	102	1.91	0.01
CC142165		4.25	16.6	2.50	8.44	0.08	0.02	0.04	0.035	0.11	12.9	24.2	0.33	256	1.62	0.02
CC142166		2.95	11.8	1.90	4.92	0.10	0.03	0.04	0.023	0.07	26.3	16.9	0.34	399	0.91	0.02
CC142167		4.92	10.9	2.18	6.31	0.09	0.03	0.05	0.028	0.10	24.4	20.6	0.41	469	0.82	0.02
CC142168		10.75	60.0	3.95	10.95	0.19	0.09	0.05	0.076	0.25	64.3	33.6	0.66	1270	0.90	0.02
CC142169		4.99	17.5	2.49	6.95	0.09	0.03	0.05	0.041	0.11	22.0	27.8	0.47	419	1.29	0.02
CC142170		5.68	15.1	2.57	7.49	0.09	0.02	0.06	0.033	0.12	19.4	20.8	0.34	408	1.66	0.01
CC142171		2.70	17.3	1.68	5.24	0.07	<0.02	0.05	0.022	0.06	15.5	13.1	0.23	204	1.01	0.02
CC142172		7.28	33.9	3.55	8.75	0.09	0.02	0.12	0.102	0.19	17.2	30.5	0.42	461	1.46	0.01
CC142173		5.08	23.0	2.75	8.85	0.08	<0.02	0.13	0.050	0.14	14.2	21.4	0.32	532	2.18	0.01
CC142174		6.20	46.2	3.88	9.69	0.07	0.04	0.08	0.094	0.10	17.9	29.2	0.52	1360	1.23	0.03
CC142175		12.45	334	8.06	19.40	0.38	0.05	0.09	0.587	0.24	19.3	16.6	0.41	284	5.34	0.01
CC142176		10.55	53.4	3.11	9.11	0.08	<0.02	0.06	0.085	0.11	15.7	31.1	0.46	499	1.59	0.01
CC142177		9.32	135.5	5.82	12.85	0.27	0.03	0.08	0.251	0.46	19.6	61.9	0.74	1710	1.92	0.06
CC142178		5.73	57.5	12.05	4.42	0.23	0.02	0.03	1.845	0.09	9.4	7.6	0.25	1560	4.97	0.01
CC142179		4.96	32.3	3.08	9.50	0.08	0.03	0.06	0.067	0.13	14.3	31.8	0.51	483	1.76	0.02
CC142180		7.78	38.8	3.21	12.15	0.12	0.04	0.07	0.043	0.27	18.6	49.5	1.00	564	1.13	0.03
CC142181		7.53	76.0	3.45	12.15	0.16	0.07	0.14	0.051	0.13	41.8	37.7	0.73	909	2.08	0.01
CC142182		8.27	34.3	3.35	13.55	0.16	0.05	0.04	0.044	0.44	21.3	65.5	1.36	611	0.76	0.02
CC142183		8.23	41.5	3.65	15.30	0.14	0.05	0.06	0.043	0.29	18.1	63.4	1.26	649	0.82	0.03
CC142184		6.92	50.7	3.68	15.25	0.18	0.09	0.07	0.036	0.56	19.2	64.7	1.52	611	1.68	0.15
CC142185		8.00	28.9	3.19	12.05	0.13	0.03	0.05	0.038	0.29	20.7	51.2	0.99	464	0.90	0.02
CC142186		9.04	26.3	3.26	12.85	0.15	0.04	0.04	0.034	0.36	21.9	58.9	1.28	558	0.64	0.05
CC142187		6.25	20.8	2.75	12.05	0.12	0.02	0.05	0.031	0.25	18.4	44.7	0.91	862	0.68	0.06
CC142188		15.55	29.8	3.64	17.50	0.18	0.06	0.05	0.033	0.83	16.3	64.0	1.75	969	1.17	0.02
CC142189		9.66	38.2	3.38	11.35	0.13	0.05	0.09	0.064	0.29	15.9	61.2	1.28	510	2.82	0.02
CC142190		15.00	96.2	9.71	19.35	0.29	0.06	0.08	0.418	1.28	27.8	72.8	0.81	2000	1.37	0.02
CC142191		7.27	34.7	1.98	4.74	0.07	0.02	0.05	0.044	0.11	14.2	14.3	0.25	225	7.86	0.02
CC142192		14.80	847	8.83	12.25	0.35	0.10	0.11	1.190	0.23	20.2	41.2	1.30	1230	5.47	0.02
CC142193		17.70	47.8	3.74	8.57	0.11	0.10	0.06	0.067	0.35	22.6	44.2	1.68	874	1.83	0.02
CC142194		16.80	22.7	3.45	10.45	0.08	0.02	0.06	0.073	0.12	17.6	40.5	1.02	469	1.65	0.01
CC142195		8.13	31.8	2.65	8.25	0.07	0.04	0.08	0.037	0.10	16.8	28.2	0.71	588	1.43	0.02
CC142196		9.48	42.0	2.59	7.42	0.07	0.04	0.11	0.038	0.10	20.1	27.1	0.67	493	1.50	0.02
CC142197		13.05	38.0	2.88	8.49	0.08	0.04	0.06	0.042	0.11	22.2	37.9	0.94	457	1.29	0.02
CC142198		9.72	36.9	3.09	9.12	0.10	0.04	0.05	0.042	0.15	23.9	41.7	1.16	548	1.29	0.01
CC142199		12.10	43.9	2.68	8.27	0.09	0.03	0.06	0.033	0.10	23.8	33.5	0.82	454	1.37	0.02
CC142200		6.34	25.3	2.34	6.54	0.08	0.03	0.03	0.028	0.11	20.3	27.3	0.72	404	1.10	0.02
CC142201		10.25	30.1	2.51	7.87	0.07	0.02	0.04	0.027	0.10	17.9	33.9	0.84	331	1.25	0.02
CC142202		2.69	12.9	1.76	4.72	0.11	0.18	0.03	0.022	0.14	28.3	18.3	0.51	403	0.77	0.03

***** See Appendix Page for comments regarding this certificate *****

ALS Canada Ltd.
2103 Dollarton Hwy
North Vancouver BC V7H 0A7
Phone: 604 984 0221 Fax: 604 984 0218 www.alsglobal.com

To: **SILVER RANGE RESOURCES LTD.**
C/O ARCHER, CATHRO & ASSOCIATES (1981) LIMITED
1016-510 W HASTINGS ST
VANCOUVER BC V6B 1L8

Finalized Date: 4-JUL-2012
Account: RANSIL

Project: Keg-Fly-Ku Zone

CERTIFICATE OF ANALYSIS WH12138943

Sample Description	Method	ME-MS41	ME-MS41	ME-MS41	ME-MS41	ME-MS41	ME-MS41	ME-MS41	ME-MS41	ME-MS41	ME-MS41	ME-MS41	ME-MS41	ME-MS41	ME-MS41	ME-MS41
	Analyte	Nb	Ni	P	Pb	Rb	Re	S	Sb	Sc	Se	Sn	Sr	Ta	Te	Th
	Units	ppm	ppm	ppm	ppm	ppm	ppm	%	ppm	ppm	ppm	ppm	ppm	ppm	ppm	ppm
	LOR	0.05	0.2	10	0.2	0.1	0.001	0.01	0.05	0.1	0.2	0.2	0.2	0.01	0.01	0.2
CC142163		1.32	10.0	510	18.2	20.8	<0.001	0.03	0.92	2.2	0.5	1.5	10.6	<0.01	0.03	1.2
CC142164		1.59	6.6	250	23.6	9.4	<0.001	0.01	0.77	1.4	0.4	2.3	5.7	<0.01	0.03	2.7
CC142165		2.07	11.4	440	22.6	28.1	<0.001	0.01	0.75	2.9	0.4	1.7	9.1	<0.01	0.03	2.9
CC142166		1.48	11.5	740	21.4	12.4	<0.001	0.01	0.88	3.2	0.6	0.9	16.8	0.01	0.02	4.4
CC142167		1.83	10.3	530	19.3	18.7	<0.001	0.02	0.98	3.4	0.6	1.2	11.3	0.01	0.02	3.7
CC142168		1.23	14.1	720	70.3	45.7	<0.001	<0.01	0.96	8.5	1.0	2.8	29.0	0.01	0.03	15.1
CC142169		2.06	16.4	420	21.7	21.2	<0.001	0.02	0.95	3.7	0.6	1.4	14.1	0.01	0.03	4.0
CC142170		1.68	13.7	580	17.5	21.4	<0.001	0.02	1.14	3.0	0.7	1.3	10.8	0.01	0.04	2.0
CC142171		0.82	9.2	930	11.4	10.7	<0.001	0.05	0.68	1.0	0.8	0.8	9.0	<0.01	0.03	0.3
CC142172		2.24	19.3	590	25.1	32.7	0.001	0.03	1.05	3.4	0.6	2.2	8.8	<0.01	0.04	2.4
CC142173		1.30	15.8	880	18.5	29.1	0.001	0.07	0.95	1.9	0.6	1.8	14.6	0.01	0.05	0.7
CC142174		1.50	21.1	810	41.5	20.3	<0.001	0.09	1.04	3.0	0.8	2.3	45.5	0.01	0.04	3.1
CC142175		1.09	6.9	790	140.0	66.0	0.001	0.11	2.59	7.6	2.0	36.4	60.3	<0.01	0.17	12.2
CC142176		1.23	20.8	940	18.8	18.9	<0.001	0.08	2.05	2.5	0.7	1.7	10.6	<0.01	0.04	0.8
CC142177		3.57	43.4	930	49.6	55.0	0.001	0.09	1.93	7.4	1.4	1.7	82.4	0.01	0.05	6.3
CC142178		0.62	9.9	750	35.7	11.6	<0.001	0.07	5.85	2.3	2.5	1.4	26.2	<0.01	0.15	2.7
CC142179		2.56	19.8	680	61.1	25.1	<0.001	0.04	5.29	3.5	0.7	1.2	38.5	0.01	0.04	3.0
CC142180		3.42	30.8	670	31.0	38.3	<0.001	0.06	3.18	5.6	0.8	1.3	20.5	0.01	0.04	4.4
CC142181		1.98	29.6	1290	42.7	26.7	<0.001	0.09	5.47	4.6	1.5	1.1	37.5	0.01	0.05	3.4
CC142182		3.53	30.9	840	48.2	50.5	<0.001	0.02	2.05	6.9	0.6	1.2	34.2	<0.01	0.03	9.5
CC142183		2.85	31.3	1050	36.4	42.8	<0.001	0.07	1.53	6.0	0.8	1.1	50.0	<0.01	0.04	5.4
CC142184		3.77	40.2	860	24.7	64.8	<0.001	0.07	0.57	7.5	1.1	0.9	89.1	0.02	0.05	6.6
CC142185		3.20	29.7	610	34.4	43.3	<0.001	0.03	2.25	5.4	0.6	1.2	19.0	<0.01	0.03	4.7
CC142186		3.10	28.6	540	28.9	58.4	<0.001	0.03	1.06	6.2	0.6	1.1	48.0	0.01	0.03	6.6
CC142187		2.15	22.0	790	21.5	37.3	<0.001	0.04	0.62	5.5	0.6	0.9	37.1	<0.01	0.03	5.6
CC142188		3.23	35.7	650	23.5	92.9	<0.001	0.06	0.63	7.6	0.6	1.6	13.4	<0.01	0.03	4.3
CC142189		2.75	34.0	740	56.0	39.5	<0.001	0.05	1.65	3.9	1.0	1.2	12.3	<0.01	0.05	3.1
CC142190		4.04	27.7	720	211	124.0	0.001	0.19	1.54	7.4	1.1	5.1	28.3	0.01	0.04	6.4
CC142191		1.20	16.3	780	44.7	12.8	0.002	0.09	4.14	1.3	1.4	1.3	15.7	<0.01	0.02	0.7
CC142192		0.95	54.8	1180	682	35.8	0.001	0.14	8.95	5.5	4.5	68.7	125.0	<0.01	0.30	6.7
CC142193		1.63	39.7	680	32.9	43.4	0.001	0.08	2.62	4.6	1.0	1.7	52.4	0.01	0.02	5.9
CC142194		1.85	28.4	810	48.6	23.8	0.001	0.07	3.88	2.9	0.6	1.9	54.5	<0.01	0.03	1.7
CC142195		1.67	30.0	1190	34.6	20.5	0.001	0.13	3.59	2.5	0.8	1.2	50.3	0.01	0.03	1.8
CC142196		1.61	35.9	1100	43.8	19.4	<0.001	0.11	4.38	2.7	0.9	1.1	46.7	0.01	0.02	2.1
CC142197		1.67	38.2	800	38.7	19.5	<0.001	0.07	3.74	3.1	0.6	1.2	39.5	0.01	0.02	2.7
CC142198		2.30	38.8	760	47.5	20.8	0.001	0.04	4.27	4.1	0.7	1.2	37.5	0.01	0.02	5.4
CC142199		1.62	39.2	800	49.3	19.0	<0.001	0.07	2.59	3.1	0.9	1.0	62.7	0.01	0.02	2.3
CC142200		1.52	25.0	680	28.9	16.7	<0.001	0.03	2.66	3.1	0.5	0.9	40.0	<0.01	0.02	3.7
CC142201		1.56	26.6	810	62.2	18.5	<0.001	0.08	1.78	2.3	0.7	0.9	32.6	<0.01	0.02	1.0
CC142202		0.81	13.8	980	19.8	17.5	0.001	0.01	1.75	3.9	0.5	1.1	30.4	0.01	0.01	9.9

***** See Appendix Page for comments regarding this certificate *****

ALS Canada Ltd.
2103 Dollarton Hwy
North Vancouver BC V7H 0A7
Phone: 604 984 0221 Fax: 604 984 0218 www.alsglobal.com

To: **SILVER RANGE RESOURCES LTD.**
C/O ARCHER, CATHRO & ASSOCIATES (1981) LIMITED
1016-510 W HASTINGS ST
VANCOUVER BC V6B 1L8

Finalized Date: 4-JUL-2012
Account: RANSIL

Project: Keg-Fly-Ku Zone

CERTIFICATE OF ANALYSIS WH12138943

Sample Description	Method	ME-MS41	ME-MS41	ME-MS41	ME-MS41	ME-MS41	ME-MS41	ME-MS41	ME-MS41
	Analyte	Ti	Tl	U	V	W	Y	Zn	Zr
	Units	%	ppm	ppm	ppm	ppm	ppm	ppm	ppm
	LOR	0.005	0.02	0.05	1	0.05	0.05	2	0.5
CC142163		0.062	0.20	1.32	42	4.22	5.59	67	<0.5
CC142164		0.055	0.17	0.58	49	17.25	2.27	44	<0.5
CC142165		0.066	0.23	1.20	48	3.52	4.65	64	0.5
CC142166		0.060	0.18	1.16	35	0.35	11.75	55	0.5
CC142167		0.066	0.29	1.35	38	0.57	10.05	59	0.5
CC142168		0.046	0.57	5.51	49	3.37	29.8	124	2.4
CC142169		0.068	0.27	1.84	46	1.09	7.47	77	0.5
CC142170		0.057	0.27	1.26	52	0.87	7.02	63	<0.5
CC142171		0.029	0.18	1.14	29	1.42	5.77	40	<0.5
CC142172		0.066	0.32	1.83	50	50.0	5.36	73	<0.5
CC142173		0.057	0.22	1.16	51	49.0	4.16	57	<0.5
CC142174		0.044	0.21	1.22	40	17.40	6.39	95	0.6
CC142175		0.052	1.14	13.70	31	63.9	4.72	372	1.4
CC142176		0.048	0.23	3.56	48	1.50	7.10	112	<0.5
CC142177		0.131	0.46	3.61	91	1.32	8.71	69	1.0
CC142178		0.031	0.17	1.28	74	0.55	7.64	55	<0.5
CC142179		0.081	0.19	0.87	60	1.53	4.34	95	0.7
CC142180		0.131	0.31	1.13	67	1.92	5.84	112	1.2
CC142181		0.062	0.33	6.69	90	1.16	19.25	116	1.2
CC142182		0.149	0.36	0.79	53	0.74	7.02	121	1.7
CC142183		0.108	0.32	1.49	62	0.58	8.21	138	1.3
CC142184		0.162	0.41	2.06	79	0.48	10.55	108	3.4
CC142185		0.127	0.35	0.88	56	0.81	5.24	97	0.9
CC142186		0.141	0.36	1.00	52	0.50	7.80	102	1.1
CC142187		0.122	0.28	0.73	44	0.39	5.73	92	0.5
CC142188		0.208	0.52	1.22	89	0.36	4.67	137	2.7
CC142189		0.117	0.40	2.21	129	0.51	5.55	156	1.8
CC142190		0.215	0.76	1.15	65	0.45	6.44	449	2.5
CC142191		0.063	0.12	3.34	46	0.41	4.96	86	0.8
CC142192		0.049	0.84	5.87	131	45.4	12.65	792	3.8
CC142193		0.065	0.44	1.72	49	0.68	16.45	141	3.5
CC142194		0.055	0.31	1.41	66	0.69	9.56	127	<0.5
CC142195		0.052	0.22	1.84	52	0.60	9.00	105	0.9
CC142196		0.051	0.20	2.21	48	0.67	11.50	111	1.0
CC142197		0.052	0.19	1.31	49	0.70	9.28	102	0.9
CC142198		0.073	0.20	1.19	49	0.54	10.20	105	1.1
CC142199		0.050	0.19	1.50	44	0.99	12.60	103	0.7
CC142200		0.063	0.15	1.12	39	1.07	8.19	82	0.6
CC142201		0.056	0.17	1.12	39	0.55	7.36	96	0.5
CC142202		0.086	0.15	1.05	34	0.50	14.25	52	6.1

***** See Appendix Page for comments regarding this certificate *****

ALS Canada Ltd.
2103 Dollarton Hwy
North Vancouver BC V7H 0A7
Phone: 604 984 0221 Fax: 604 984 0218 www.alsglobal.com

To: **SILVER RANGE RESOURCES LTD.**
C/O ARCHER, CATHRO & ASSOCIATES (1981) LIMITED
1016-510 W HASTINGS ST
VANCOUVER BC V6B 1L8

Finalized Date: 4-JUL-2012
Account: RANSIL

Project: Keg-Fly-Ku Zone

CERTIFICATE OF ANALYSIS WH12138943

Sample Description	Method	WEI-21	Au-ICP21	ME-MS41	ME-MS41	ME-MS41	ME-MS41	ME-MS41	ME-MS41	ME-MS41	ME-MS41	ME-MS41	ME-MS41	ME-MS41	ME-MS41	ME-MS41
	Analyte	Recvd Wt.	Au	Ag	Al	As	Au	B	Ba	Be	Bi	Ca	Cd	Ce	Co	Cr
	Units	kg	ppm	ppm	%	ppm	ppm	ppm	ppm	ppm	ppm	%	ppm	ppm	ppm	ppm
	LOR	.02	0.001	0.01	0.01	0.1	0.2	10	10	0.05	0.01	0.01	0.01	0.02	0.1	1
CC142203		0.29	<0.001	0.10	1.89	13.6	<0.2	<10	100	0.51	0.46	0.13	0.21	28.0	9.1	31
CC142204		0.12	0.001	0.14	0.54	3.2	<0.2	<10	50	0.23	0.12	0.28	0.32	8.27	2.7	8
CC142205		0.27	0.001	0.18	2.18	34.5	<0.2	<10	180	1.34	0.91	0.57	0.46	37.7	9.1	34
CC142206		0.27	0.001	0.19	0.84	14.6	<0.2	<10	80	0.43	0.52	0.20	0.23	26.2	2.9	12
CC142207		0.10	0.009	0.32	1.58	24.1	<0.2	<10	120	0.84	0.56	0.60	0.85	20.8	9.1	20
CC142208		0.13	0.007	0.67	2.39	44.3	<0.2	<10	230	1.64	0.90	0.41	0.54	43.1	16.8	29
CC142209		0.23	<0.001	0.07	0.17	1.2	<0.2	<10	20	0.06	0.07	0.16	0.17	1.51	1.5	3
CC142210		0.27	0.001	0.36	2.36	42.3	<0.2	<10	170	1.23	1.09	0.60	0.39	37.8	10.9	34
CC142211		0.22	0.003	0.57	2.47	37.1	<0.2	<10	140	1.83	1.13	1.18	0.27	33.2	11.5	29
CC142212		0.23	0.004	0.77	2.39	75.2	<0.2	<10	160	1.84	1.78	1.61	1.18	32.7	13.0	32
CC142213		0.36	0.019	3.00	3.00	1185	<0.2	<10	250	2.14	30.8	0.70	2.92	53.1	20.4	38
CC142214		0.37	0.043	5.02	2.66	5090	<0.2	<10	210	2.28	52.0	0.47	1.98	35.4	14.2	37
CC142215		0.16	0.002	0.62	1.19	23.2	<0.2	<10	90	0.59	0.41	0.10	0.38	18.60	4.7	17
CC142216		0.30	0.043	2.31	3.41	466	<0.2	<10	200	0.81	2.78	0.10	0.48	38.8	11.9	43
CC142217		0.34	0.004	0.65	4.41	23.8	<0.2	<10	320	1.49	0.84	0.31	0.68	35.8	15.1	56
CC142218		0.23	0.008	0.22	2.48	20.0	<0.2	<10	180	0.92	0.33	0.12	0.39	25.0	7.1	38
CC142219		0.28	0.002	0.19	3.37	21.5	<0.2	<10	240	1.12	0.38	0.16	0.48	30.2	11.5	44
CC142220		0.29	0.004	0.24	3.99	25.9	<0.2	<10	230	1.37	0.38	0.26	0.27	38.7	12.8	44
CC142221		0.21	0.004	0.15	1.68	8.7	<0.2	<10	110	0.63	0.19	0.28	0.21	16.30	5.9	17
CC142222		0.25	0.006	0.41	6.06	74.4	<0.2	<10	190	1.51	0.34	1.31	0.36	37.6	21.7	62
CC142223		0.26	0.003	0.34	3.45	28.4	<0.2	<10	250	1.23	0.48	0.36	0.26	36.4	12.7	41
CC142224		0.27	<0.001	0.02	0.25	0.3	<0.2	<10	20	<0.05	0.02	0.13	0.04	3.12	1.5	3
CC142225		0.26	0.003	0.17	2.61	15.9	<0.2	<10	170	0.95	0.55	0.21	0.44	33.5	8.4	30
CC142226		0.25	0.001	0.24	3.28	21.5	<0.2	<10	250	1.09	0.39	0.45	0.55	33.5	12.5	43
CC142227		0.27	0.002	0.40	4.03	52.1	<0.2	<10	210	1.18	0.41	0.78	0.79	33.5	15.6	41
CC142228		0.27	0.020	0.85	4.55	80.8	<0.2	<10	240	1.33	0.68	0.93	0.40	39.6	14.9	48
CC142229		0.18	0.002	0.45	1.79	11.8	<0.2	<10	100	0.77	0.81	0.93	5.33	16.85	6.5	20
CC142230		0.37	0.003	0.51	4.23	24.8	<0.2	<10	180	1.75	1.39	1.55	0.93	60.7	12.9	43
CC142231		0.28	0.002	0.44	4.74	19.8	<0.2	<10	200	1.77	1.76	1.63	1.08	74.1	12.4	45
CC142232		0.24	0.005	0.10	2.33	22.9	<0.2	<10	170	0.75	1.73	0.23	0.26	33.2	8.3	34
CC142233		0.20	0.001	0.07	0.98	3.7	<0.2	<10	80	0.35	0.10	0.12	0.22	9.97	3.8	13
CC142234		0.28	0.001	0.10	1.01	4.0	<0.2	<10	100	0.35	0.10	0.12	0.20	10.70	2.8	15
CC142235		0.20	0.006	0.42	0.68	71.1	<0.2	<10	50	0.24	0.92	0.07	0.63	19.10	1.8	15
CC142236		0.27	0.006	0.69	2.55	189.0	<0.2	<10	120	1.98	1.33	0.64	0.70	48.4	10.6	50
CC142237		0.22	0.003	0.73	2.65	55.9	<0.2	<10	240	1.72	1.03	0.84	0.60	40.0	8.8	31
CC142238		0.27	0.002	0.35	2.70	45.7	<0.2	<10	330	1.28	1.73	0.62	0.37	43.6	10.8	33
CC142239		0.20	0.002	0.19	2.09	28.0	<0.2	<10	280	0.83	1.23	0.31	0.27	30.9	7.7	28
CC142240		0.26	0.002	0.08	2.45	60.0	<0.2	<10	220	0.85	1.11	0.38	0.25	40.7	9.9	28
CC142241		0.13	0.007	0.34	1.90	20.7	<0.2	<10	120	0.68	0.49	0.12	0.27	16.45	7.2	22
CC142242		0.27	0.001	0.19	1.58	11.5	<0.2	<10	120	0.78	0.37	0.19	0.25	17.15	7.2	20

***** See Appendix Page for comments regarding this certificate *****

ALS Canada Ltd.
2103 Dollarton Hwy
North Vancouver BC V7H 0A7
Phone: 604 984 0221 Fax: 604 984 0218 www.alsglobal.com

To: **SILVER RANGE RESOURCES LTD.**
C/O ARCHER, CATHRO & ASSOCIATES (1981) LIMITED
1016-510 W HASTINGS ST
VANCOUVER BC V6B 1L8

Finalized Date: 4-JUL-2012
Account: RANSIL

Project: Keg-Fly-Ku Zone

CERTIFICATE OF ANALYSIS WH12138943

Sample Description	Method	ME-MS41	ME-MS41	ME-MS41	ME-MS41	ME-MS41	ME-MS41	ME-MS41	ME-MS41	ME-MS41	ME-MS41	ME-MS41	ME-MS41	ME-MS41	ME-MS41	ME-MS41
	Analyte	Cs	Cu	Fe	Ga	Ge	Hf	Hg	In	K	La	Li	Mg	Mn	Mo	Na
	Units	ppm	ppm	%	ppm	ppm	ppm	ppm	ppm	%	ppm	ppm	%	ppm	ppm	%
	LOR	0.05	0.2	0.01	0.05	0.05	0.02	0.01	0.005	0.01	0.2	0.1	0.01	5	0.05	0.01
CC142203		5.18	10.0	3.38	10.70	0.06	0.04	0.04	0.028	0.12	14.5	31.0	0.91	572	2.06	0.01
CC142204		2.03	6.7	1.04	2.95	<0.05	<0.02	0.04	0.007	0.04	4.9	5.0	0.17	101	0.58	0.02
CC142205		9.12	25.8	2.75	8.75	0.08	0.02	0.05	0.032	0.13	22.6	31.1	0.80	427	1.92	0.01
CC142206		3.25	9.5	1.29	6.73	0.05	0.02	0.03	0.040	0.06	14.8	5.4	0.13	202	1.90	<0.01
CC142207		6.09	23.2	1.63	5.62	<0.05	0.02	0.04	0.020	0.09	11.3	18.5	0.47	535	1.08	0.03
CC142208		11.95	40.9	2.59	8.08	0.08	0.03	0.06	0.037	0.09	24.7	28.5	0.65	734	1.66	0.02
CC142209		0.75	2.3	0.49	1.15	<0.05	<0.02	0.01	<0.005	0.02	0.8	0.8	0.05	64	0.21	0.03
CC142210		8.65	30.9	2.50	8.30	0.07	0.03	0.04	0.042	0.10	17.8	33.2	0.88	418	1.02	0.02
CC142211		13.35	28.1	2.48	7.89	0.08	0.08	0.07	0.045	0.11	18.4	45.3	1.38	386	0.77	0.02
CC142212		13.45	42.3	2.86	7.41	0.08	0.08	0.09	0.077	0.18	17.4	45.8	1.44	438	1.62	0.02
CC142213		16.60	580	6.98	11.00	0.19	0.12	0.04	0.784	0.20	29.3	44.9	1.35	1340	6.00	0.01
CC142214		13.55	1510	6.54	11.50	0.64	0.03	0.08	0.871	0.23	21.3	32.5	1.20	710	3.97	0.02
CC142215		3.71	25.2	1.78	4.95	0.05	<0.02	0.05	0.023	0.10	10.1	12.1	0.25	163	1.64	0.02
CC142216		23.2	488	11.70	14.50	0.31	0.07	0.04	1.745	0.79	21.7	36.0	0.53	1750	2.70	0.01
CC142217		13.80	48.9	3.62	14.20	0.14	0.07	0.06	0.044	0.52	21.2	52.6	1.43	615	2.31	0.02
CC142218		5.74	22.8	2.73	9.32	0.08	0.03	0.08	0.026	0.21	14.1	32.2	0.72	231	3.04	0.01
CC142219		8.24	33.4	3.11	11.40	0.10	0.04	0.08	0.033	0.34	16.7	46.3	1.15	387	1.69	0.01
CC142220		9.41	22.8	3.08	12.80	0.10	0.04	0.05	0.033	0.39	20.7	52.1	1.11	478	0.89	0.02
CC142221		3.02	17.3	1.51	5.23	<0.05	0.02	0.02	0.017	0.12	8.9	15.0	0.35	451	0.43	0.02
CC142222		13.25	57.9	4.44	17.40	0.18	0.08	0.05	0.034	0.88	18.6	69.4	1.75	756	0.63	0.11
CC142223		6.30	25.8	3.28	11.50	0.09	0.03	0.05	0.036	0.20	19.3	44.8	0.95	479	1.10	0.02
CC142224		0.14	4.4	0.69	1.51	<0.05	<0.02	0.02	<0.005	0.02	1.4	0.7	0.03	34	0.12	0.03
CC142225		5.14	25.2	2.62	9.58	0.06	0.02	0.06	0.039	0.14	18.1	32.9	0.52	332	1.20	0.02
CC142226		5.86	34.1	3.07	11.05	0.06	0.02	0.06	0.041	0.25	16.9	47.3	0.98	625	0.97	0.04
CC142227		6.22	52.6	3.20	13.50	0.09	0.03	0.05	0.064	0.25	16.7	46.0	1.08	626	1.23	0.08
CC142228		9.02	89.0	6.52	15.00	0.16	0.05	0.05	0.154	0.68	21.2	69.6	1.01	906	1.19	0.06
CC142229		4.32	45.2	1.53	5.79	0.05	0.03	0.06	0.036	0.09	13.4	23.9	0.58	411	0.48	0.05
CC142230		8.51	45.4	2.87	14.45	0.10	0.06	0.06	0.081	0.15	37.8	62.6	1.12	776	0.47	0.09
CC142231		8.60	43.0	3.24	14.80	0.11	0.09	0.05	0.067	0.20	35.4	64.3	1.06	617	0.48	0.14
CC142232		5.96	22.0	2.84	12.25	<0.05	<0.02	0.07	0.037	0.23	17.3	25.7	0.51	721	1.77	0.03
CC142233		1.64	12.2	1.45	4.72	<0.05	<0.02	0.02	0.008	0.06	5.1	8.3	0.23	160	0.58	0.03
CC142234		2.38	8.6	1.24	4.72	<0.05	<0.02	0.02	0.009	0.18	5.8	15.2	0.45	79	0.42	0.04
CC142235		2.97	45.5	3.38	7.95	<0.05	<0.02	0.05	0.017	0.05	9.7	3.0	0.09	70	4.12	0.02
CC142236		20.3	45.9	3.87	10.10	0.05	0.09	0.04	0.085	0.11	28.4	59.5	1.16	506	2.89	0.02
CC142237		9.19	36.0	2.84	8.29	0.05	0.05	0.08	0.057	0.14	22.2	29.7	0.65	462	1.66	0.04
CC142238		8.27	36.7	3.44	8.76	<0.05	0.04	0.07	0.073	0.15	21.6	30.4	0.68	780	2.32	0.04
CC142239		5.22	23.8	3.15	9.13	<0.05	<0.02	0.08	0.044	0.14	15.6	27.5	0.51	505	2.86	0.03
CC142240		4.71	24.7	2.99	8.23	<0.05	0.02	0.06	0.059	0.10	17.6	26.9	0.50	544	2.92	0.03
CC142241		4.99	24.2	2.42	6.69	<0.05	<0.02	0.07	0.030	0.07	8.2	15.1	0.42	406	1.15	0.03
CC142242		5.64	18.7	1.70	5.10	<0.05	<0.02	0.06	0.019	0.07	7.9	16.3	0.41	401	0.92	0.04

***** See Appendix Page for comments regarding this certificate *****

ALS Canada Ltd.
2103 Dollarton Hwy
North Vancouver BC V7H 0A7
Phone: 604 984 0221 Fax: 604 984 0218 www.alsglobal.com

To: **SILVER RANGE RESOURCES LTD.**
C/O ARCHER, CATHRO & ASSOCIATES (1981) LIMITED
1016-510 W HASTINGS ST
VANCOUVER BC V6B 1L8

Finalized Date: 4-JUL-2012
Account: RANSIL

Project: Keg-Fly-Ku Zone

CERTIFICATE OF ANALYSIS WH12138943

Sample Description	Method	ME-MS41	ME-MS41	ME-MS41	ME-MS41	ME-MS41	ME-MS41	ME-MS41	ME-MS41	ME-MS41	ME-MS41	ME-MS41	ME-MS41	ME-MS41	ME-MS41	ME-MS41
	Analyte	Nb	Ni	P	Pb	Rb	Re	S	Sb	Sc	Se	Sn	Sr	Ta	Te	Th
	Units	ppm	ppm	ppm	ppm	ppm	ppm	%	ppm	ppm	ppm	ppm	ppm	ppm	ppm	ppm
	LOR	0.05	0.2	10	0.2	0.1	0.001	0.01	0.05	0.1	0.2	0.2	0.2	0.01	0.01	0.2
CC142203		2.85	17.4	320	17.3	30.7	<0.001	0.03	0.99	3.0	0.4	1.0	13.2	<0.01	0.03	3.1
CC142204		0.44	5.1	380	4.4	7.7	<0.001	0.06	0.37	0.6	0.3	0.3	17.7	<0.01	<0.01	<0.2
CC142205		1.39	22.8	1020	30.6	23.7	0.001	0.09	2.31	2.3	0.6	1.1	36.8	<0.01	0.02	1.1
CC142206		1.69	6.8	330	15.1	19.4	<0.001	0.04	1.01	1.2	0.3	1.2	13.6	<0.01	0.02	1.2
CC142207		1.05	17.9	800	21.5	14.2	0.001	0.10	1.23	1.3	0.6	0.7	35.2	0.01	0.02	0.4
CC142208		1.26	27.6	1210	35.9	16.5	<0.001	0.12	2.24	1.6	1.0	1.0	34.1	0.01	0.02	0.6
CC142209		0.16	1.8	240	2.0	1.5	<0.001	0.04	0.10	0.3	<0.2	<0.2	12.5	<0.01	<0.01	<0.2
CC142210		1.53	32.3	930	35.5	17.3	0.001	0.07	2.73	2.6	0.5	1.4	53.4	0.01	0.02	1.6
CC142211		1.70	29.3	950	26.9	20.8	0.001	0.11	2.42	3.2	0.8	1.2	86.0	0.01	0.02	3.3
CC142212		1.73	34.1	1010	40.8	32.9	0.001	0.14	3.07	3.2	0.9	2.5	79.2	0.01	0.03	2.8
CC142213		1.08	59.1	1160	124.5	30.2	0.001	0.11	40.3	6.9	2.4	24.9	69.5	0.01	0.12	9.3
CC142214		1.24	44.3	1080	132.0	36.7	0.001	0.20	9.57	3.7	3.7	34.1	95.5	<0.01	0.13	3.0
CC142215		0.79	12.4	650	15.2	14.3	0.001	0.09	2.38	1.1	0.7	0.6	12.7	<0.01	0.02	0.2
CC142216		2.47	22.0	640	93.5	70.4	0.001	0.26	5.28	5.2	3.8	10.9	18.9	0.01	0.04	7.2
CC142217		3.18	38.5	890	40.5	58.1	0.001	0.09	1.65	5.9	1.3	1.5	30.5	0.01	0.03	4.4
CC142218		2.05	23.0	640	21.8	30.0	0.001	0.09	1.11	2.6	1.1	0.8	13.0	<0.01	0.03	1.2
CC142219		2.70	28.8	600	27.0	38.5	<0.001	0.08	1.11	4.0	0.8	1.1	18.6	<0.01	0.04	2.2
CC142220		3.24	26.3	800	31.1	40.8	0.001	0.09	0.94	4.9	0.7	1.0	26.5	0.01	0.03	3.5
CC142221		1.07	10.1	600	21.5	15.6	<0.001	0.07	0.66	1.6	0.4	0.4	18.4	<0.01	0.01	1.0
CC142222		3.88	43.1	730	14.2	103.0	0.001	0.08	0.32	8.6	0.8	0.9	135.5	0.01	0.05	7.6
CC142223		2.77	28.5	590	30.5	31.8	0.001	0.06	1.71	4.8	0.6	1.1	31.6	<0.01	0.03	3.6
CC142224		0.29	1.3	390	1.1	1.5	<0.001	0.03	0.06	0.3	<0.2	<0.2	11.9	<0.01	<0.01	<0.2
CC142225		2.15	19.7	650	31.9	21.4	<0.001	0.06	3.54	3.0	0.7	1.1	18.1	0.01	0.02	1.4
CC142226		2.17	29.3	790	27.8	36.8	<0.001	0.09	1.93	3.9	0.5	0.9	30.4	<0.01	0.04	2.2
CC142227		2.22	33.0	810	38.3	33.8	<0.001	0.08	1.60	4.2	0.7	0.9	53.9	0.01	0.03	2.8
CC142228		2.74	32.3	650	26.6	80.8	<0.001	0.09	2.06	6.5	2.2	1.7	80.4	0.01	0.06	7.4
CC142229		1.26	13.9	910	34.0	13.7	<0.001	0.11	0.66	1.5	0.8	0.5	46.7	<0.01	0.02	0.8
CC142230		1.54	32.1	690	33.6	35.9	0.001	0.03	0.73	7.5	0.7	1.3	102.0	<0.01	0.01	12.5
CC142231		1.62	30.3	510	41.8	47.3	<0.001	0.03	0.71	7.6	0.4	1.3	93.1	<0.01	0.01	11.7
CC142232		1.51	21.1	690	20.8	39.8	0.001	0.05	0.85	3.1	0.4	1.5	16.3	<0.01	0.03	1.6
CC142233		0.43	8.2	600	4.5	8.7	<0.001	0.04	0.24	0.8	<0.2	0.4	11.3	<0.01	0.02	0.2
CC142234		1.05	7.3	360	4.1	14.6	<0.001	0.02	0.23	1.6	<0.2	0.4	10.8	<0.01	0.01	0.8
CC142235		1.54	6.4	570	33.4	10.1	<0.001	0.05	1.26	1.0	1.2	9.3	6.6	<0.01	0.04	0.7
CC142236		0.84	39.2	900	24.8	25.5	<0.001	0.05	56.0	5.0	0.5	9.2	34.0	<0.01	0.02	5.5
CC142237		1.47	24.1	1420	45.5	24.4	0.001	0.12	5.93	2.7	0.7	1.4	49.3	0.01	0.02	2.1
CC142238		1.54	26.1	1110	64.0	24.0	<0.001	0.09	5.55	3.5	0.4	2.5	38.6	<0.01	0.03	2.5
CC142239		1.36	22.6	890	61.9	22.5	<0.001	0.08	6.14	2.2	0.5	1.8	24.0	<0.01	0.05	1.1
CC142240		1.42	25.2	960	66.0	17.0	0.001	0.08	9.04	2.5	0.8	2.1	42.8	<0.01	0.03	2.4
CC142241		0.87	17.3	980	32.7	10.0	<0.001	0.09	2.60	1.1	0.6	0.9	14.8	<0.01	0.03	0.4
CC142242		0.74	14.7	790	15.6	9.5	<0.001	0.07	1.96	0.9	0.3	0.6	21.6	<0.01	0.01	0.4

***** See Appendix Page for comments regarding this certificate *****

ALS Canada Ltd.
2103 Dollarton Hwy
North Vancouver BC V7H 0A7
Phone: 604 984 0221 Fax: 604 984 0218 www.alsglobal.com

To: **SILVER RANGE RESOURCES LTD.**
C/O ARCHER, CATHRO & ASSOCIATES (1981) LIMITED
1016-510 W HASTINGS ST
VANCOUVER BC V6B 1L8

Finalized Date: 4-JUL-2012
Account: RANSIL

Project: Keg-Fly-Ku Zone

CERTIFICATE OF ANALYSIS WH12138943

Sample Description	Method	ME-MS41	ME-MS41	ME-MS41	ME-MS41	ME-MS41	ME-MS41	ME-MS41	ME-MS41
	Analyte	Ti	Tl	U	V	W	Y	Zn	Zr
	Units	%	ppm	ppm	ppm	ppm	ppm	ppm	ppm
	LOR	0.005	0.02	0.05	1	0.05	0.05	2	0.5
CC142203		0.102	0.15	0.57	58	0.40	2.59	88	1.6
CC142204		0.041	0.06	0.36	27	0.11	1.67	24	<0.5
CC142205		0.053	0.20	1.49	49	1.84	8.23	85	0.5
CC142206		0.068	0.14	0.60	50	0.50	3.03	31	0.5
CC142207		0.037	0.15	0.86	30	0.42	5.19	73	0.5
CC142208		0.029	0.26	1.52	42	0.61	13.55	88	0.5
CC142209		0.023	0.03	0.14	16	<0.05	0.35	13	<0.5
CC142210		0.052	0.17	1.24	45	0.74	8.74	99	0.6
CC142211		0.050	0.23	2.15	43	0.46	13.20	79	2.3
CC142212		0.052	0.30	1.57	45	0.57	12.55	163	2.3
CC142213		0.043	0.47	8.19	106	4.64	19.60	389	3.9
CC142214		0.054	0.44	4.46	86	31.8	11.05	288	0.7
CC142215		0.052	0.14	1.05	41	0.20	3.50	58	<0.5
CC142216		0.161	0.71	1.41	64	0.43	4.98	169	3.0
CC142217		0.137	0.47	2.70	108	0.48	8.50	177	2.7
CC142218		0.089	0.24	1.66	87	0.51	3.40	96	1.1
CC142219		0.116	0.27	1.47	80	0.79	4.20	124	1.5
CC142220		0.119	0.30	1.00	55	0.57	6.29	102	1.2
CC142221		0.054	0.11	0.58	29	0.28	2.95	51	0.7
CC142222		0.179	0.61	1.66	81	0.28	10.10	104	3.2
CC142223		0.104	0.29	0.98	57	0.68	5.60	102	0.8
CC142224		0.037	<0.02	0.12	24	<0.05	0.57	10	<0.5
CC142225		0.079	0.22	0.88	53	1.09	4.69	75	<0.5
CC142226		0.112	0.25	1.42	65	0.78	6.27	132	0.8
CC142227		0.107	0.25	1.41	57	0.76	6.47	111	0.9
CC142228		0.153	0.46	2.08	75	1.95	8.53	86	1.6
CC142229		0.055	0.14	1.73	33	1.29	9.92	307	1.1
CC142230		0.108	0.31	1.99	46	6.48	21.3	142	2.2
CC142231		0.130	0.35	1.18	43	2.31	10.65	115	2.2
CC142232		0.087	0.28	0.98	64	7.06	4.07	83	<0.5
CC142233		0.056	0.07	0.36	40	0.13	1.59	37	<0.5
CC142234		0.066	0.11	0.38	25	0.18	1.32	34	<0.5
CC142235		0.090	0.22	0.51	54	0.40	1.47	45	<0.5
CC142236		0.021	0.25	2.04	66	0.40	9.16	271	2.7
CC142237		0.056	0.24	1.84	51	0.53	15.85	180	1.5
CC142238		0.062	0.32	1.73	69	0.68	9.42	141	1.0
CC142239		0.063	0.27	1.13	75	0.54	4.39	112	<0.5
CC142240		0.050	0.26	1.34	68	0.50	4.82	105	0.6
CC142241		0.045	0.15	0.88	49	0.41	2.76	84	<0.5
CC142242		0.038	0.13	0.69	28	0.27	2.78	61	<0.5

***** See Appendix Page for comments regarding this certificate *****

ALS Canada Ltd.
2103 Dollarton Hwy
North Vancouver BC V7H 0A7
Phone: 604 984 0221 Fax: 604 984 0218 www.alsglobal.com

To: **SILVER RANGE RESOURCES LTD.**
C/O ARCHER, CATHRO & ASSOCIATES (1981) LIMITED
1016-510 W HASTINGS ST
VANCOUVER BC V6B 1L8

Finalized Date: 4-JUL-2012
Account: RANSIL

Project: Keg-Fly-Ku Zone

CERTIFICATE OF ANALYSIS WH12138943

Sample Description	Method	WEI-21	Au-ICP21	ME-MS41	ME-MS41	ME-MS41	ME-MS41	ME-MS41	ME-MS41	ME-MS41	ME-MS41	ME-MS41	ME-MS41	ME-MS41	ME-MS41	ME-MS41
	Analyte	Recvd Wt.	Au	Ag	Al	As	Au	B	Ba	Be	Bi	Ca	Cd	Ce	Co	Cr
	Units	kg	ppm	ppm	%	ppm	ppm	ppm	ppm	ppm	ppm	%	ppm	ppm	ppm	ppm
	LOR	.02	0.001	0.01	0.01	0.1	0.2	10	10	0.05	0.01	0.01	0.01	0.02	0.1	1
CC142243		Not Recvd														
CC142244		0.25	0.002	0.24	6.45	5.9	<0.2	<10	270	2.79	0.39	3.52	0.15	60.1	30.0	54
CC142245		0.28	0.005	0.33	2.43	18.2	<0.2	<10	300	0.93	0.55	0.67	0.34	53.3	9.2	29
CC142246		0.30	0.005	0.40	2.54	36.4	<0.2	<10	280	1.14	1.28	0.78	0.53	51.3	10.7	33
CC142247		0.25	0.002	0.21	2.20	14.1	<0.2	<10	150	0.75	0.46	0.18	0.43	33.2	6.7	25
CC142248		0.28	0.006	0.37	3.12	20.1	<0.2	<10	210	1.53	0.51	0.52	0.59	40.1	11.6	37
CC142249		0.23	0.002	0.31	1.90	22.4	<0.2	<10	200	1.07	0.54	0.33	0.55	44.2	9.2	21
CC142250		0.27	0.003	1.23	1.25	257	<0.2	<10	90	0.72	3.01	0.26	1.04	27.8	6.9	17
CC142251		0.27	0.003	0.64	1.33	156.5	<0.2	<10	110	0.71	1.91	0.28	0.68	27.2	7.5	22
CC142252		0.28	0.001	0.10	0.59	7.6	<0.2	<10	40	0.25	0.11	0.18	0.15	6.91	2.3	4
CC142253		0.29	0.003	0.75	2.54	437	<0.2	<10	150	1.66	5.69	0.42	0.78	49.1	16.0	36
CC142254		0.30	0.005	3.44	2.95	1170	<0.2	<10	200	1.89	11.00	0.28	1.35	40.7	17.3	35
CC142255		0.30	0.005	1.02	2.43	131.0	<0.2	<10	170	1.35	2.10	0.38	0.76	53.6	12.3	35
CC142256		0.31	0.010	1.18	1.97	144.0	<0.2	<10	140	1.15	2.15	0.15	0.67	52.5	11.0	25
CC142257		0.24	0.004	0.36	3.99	37.7	<0.2	<10	260	1.72	0.52	0.33	0.51	41.8	14.5	51
CC142258		0.33	0.003	0.33	3.24	38.9	<0.2	<10	160	1.32	0.63	0.19	0.17	46.4	10.2	41
CC142259		0.21	0.004	0.31	2.07	22.1	<0.2	<10	120	0.75	0.20	0.66	0.30	16.50	7.8	21
CC142260		0.24	0.005	0.26	3.87	42.4	<0.2	<10	180	1.91	0.42	0.77	0.29	39.3	15.3	47
CC142261		0.25	0.003	0.21	2.29	12.6	<0.2	<10	170	0.84	0.25	0.32	0.32	29.5	6.7	24
CC142262		0.29	0.002	0.25	3.64	21.5	<0.2	<10	140	1.72	0.33	0.69	0.27	49.3	10.3	50
CC142263		0.33	0.003	0.30	4.21	15.8	<0.2	<10	220	1.53	0.28	0.87	0.28	62.2	14.7	53
CC142264		0.21	0.004	0.68	4.29	37.8	<0.2	<10	230	1.47	0.53	0.84	0.78	44.0	21.0	48
CC142265		0.29	0.004	0.36	3.29	37.0	<0.2	<10	220	1.34	0.41	0.62	0.33	47.8	9.8	42
CC142266		0.28	0.002	0.39	2.64	66.4	<0.2	<10	130	1.12	0.30	0.76	0.36	61.8	13.8	43
CC142267		0.19	0.002	0.28	4.11	14.4	<0.2	<10	230	1.23	0.31	1.10	0.40	37.0	16.3	48
CC142268		0.23	0.007	1.47	4.41	38.5	<0.2	<10	120	2.76	0.30	0.55	1.04	75.3	22.2	59
CC142269		0.26	0.006	1.05	2.59	61.3	<0.2	<10	170	1.57	4.90	0.38	1.28	45.4	7.9	25
CC142270		0.28	0.004	0.42	2.97	30.4	<0.2	<10	220	1.58	1.70	0.22	0.63	53.8	11.8	33
CC142271		0.19	0.003	0.28	1.42	28.0	<0.2	<10	150	0.83	2.02	0.21	0.66	54.5	9.1	16
CC142272		0.24	0.005	0.63	2.11	67.9	<0.2	<10	200	1.11	1.23	0.17	0.29	55.8	11.5	20

***** See Appendix Page for comments regarding this certificate *****

ALS Canada Ltd.
2103 Dollarton Hwy
North Vancouver BC V7H 0A7
Phone: 604 984 0221 Fax: 604 984 0218 www.alsglobal.com

To: **SILVER RANGE RESOURCES LTD.**
C/O ARCHER, CATHRO & ASSOCIATES (1981) LIMITED
1016-510 W HASTINGS ST
VANCOUVER BC V6B 1L8

Finalized Date: 4-JUL-2012
Account: RANSIL

Project: Keg-Fly-Ku Zone

CERTIFICATE OF ANALYSIS WH12138943

Sample Description	Method	ME-MS41	ME-MS41	ME-MS41	ME-MS41	ME-MS41	ME-MS41	ME-MS41	ME-MS41	ME-MS41	ME-MS41	ME-MS41	ME-MS41	ME-MS41	ME-MS41	ME-MS41
	Analyte	Cs	Cu	Fe	Ga	Ge	Hf	Hg	In	K	La	Li	Mg	Mn	Mo	Na
	Units	ppm	ppm	%	ppm	ppm	ppm	ppm	ppm	%	ppm	ppm	%	ppm	ppm	%
	LOR	0.05	0.2	0.01	0.05	0.05	0.02	0.01	0.005	0.01	0.2	0.1	0.01	5	0.05	0.01
CC142243																
CC142244		8.39	31.9	5.10	16.45	0.15	0.16	0.05	0.063	0.69	34.4	55.1	2.16	1620	0.49	0.34
CC142245		4.61	22.3	2.84	8.10	0.07	0.08	0.05	0.034	0.29	27.1	31.8	0.80	422	0.77	0.06
CC142246		6.35	26.6	3.03	8.36	0.08	0.11	0.04	0.042	0.33	27.9	36.9	0.91	611	1.09	0.05
CC142247		3.66	11.0	2.61	8.08	<0.05	0.02	0.06	0.023	0.13	17.1	20.0	0.56	269	1.41	0.03
CC142248		5.42	17.0	2.95	9.64	0.06	0.03	0.10	0.030	0.22	19.4	36.6	1.06	517	0.95	0.04
CC142249		4.57	18.7	2.13	5.80	0.06	0.04	0.05	0.025	0.14	20.3	25.2	0.66	346	0.80	0.04
CC142250		6.18	67.6	2.39	5.03	<0.05	<0.02	0.04	0.082	0.07	16.5	15.2	0.41	349	3.42	0.04
CC142251		6.31	43.9	2.33	4.86	<0.05	0.02	0.04	0.079	0.09	14.5	18.0	0.50	369	3.17	0.04
CC142252		1.10	9.0	0.73	2.90	<0.05	<0.02	0.03	0.011	0.03	3.5	2.7	0.08	152	0.33	0.05
CC142253		8.96	108.5	3.64	8.44	0.07	0.03	0.06	0.139	0.11	22.4	45.6	1.14	735	2.34	0.03
CC142254		9.09	173.5	3.89	8.27	0.06	0.06	0.10	0.242	0.10	20.1	52.1	1.33	601	2.87	0.02
CC142255		7.77	66.3	3.71	8.50	0.07	0.03	0.05	0.120	0.15	30.0	39.9	0.74	1000	5.73	0.03
CC142256		6.27	62.1	3.28	7.14	0.06	<0.02	0.08	0.165	0.13	28.0	27.8	0.48	1280	6.31	0.02
CC142257		8.08	42.9	3.61	14.50	0.07	0.03	0.04	0.044	0.48	24.1	69.5	1.55	505	1.02	0.03
CC142258		7.00	30.4	3.28	11.40	0.07	0.03	0.04	0.049	0.23	22.2	49.5	1.21	411	0.84	0.03
CC142259		4.57	23.8	1.85	6.91	<0.05	0.02	0.05	0.021	0.17	10.1	25.3	0.57	381	0.53	0.05
CC142260		6.06	31.7	3.47	13.70	0.06	0.02	0.03	0.040	0.41	22.1	57.5	1.48	528	0.49	0.03
CC142261		3.30	19.1	1.95	7.78	0.05	<0.02	0.03	0.021	0.16	15.4	25.7	0.52	267	0.59	0.04
CC142262		7.34	29.2	3.33	13.60	0.07	0.05	0.02	0.037	0.28	25.1	54.2	1.27	419	0.29	0.04
CC142263		9.37	26.7	3.39	13.85	0.18	0.09	0.03	0.043	0.47	31.1	60.1	1.71	498	0.32	0.02
CC142264		10.80	59.7	3.56	12.40	0.17	0.06	0.08	0.053	0.33	20.8	56.9	1.32	786	1.00	0.04
CC142265		9.49	44.5	3.26	10.55	0.20	0.10	0.05	0.053	0.35	34.2	48.3	0.96	289	0.83	0.03
CC142266		7.24	46.2	3.43	8.64	0.21	0.09	0.08	0.057	0.26	36.5	36.5	0.82	334	0.97	0.06
CC142267		11.35	39.2	3.21	12.55	0.18	0.06	0.04	0.044	0.52	20.2	71.5	1.30	398	0.62	0.10
CC142268		12.55	29.0	3.34	14.50	0.26	0.04	0.07	0.040	0.36	37.5	98.4	1.16	841	0.39	<0.01
CC142269		7.41	81.4	2.85	8.24	0.14	0.02	0.10	0.223	0.12	23.9	27.4	0.54	507	1.00	0.01
CC142270		8.48	36.8	3.15	9.30	0.16	0.03	0.07	0.058	0.22	28.7	35.6	0.61	538	1.05	<0.01
CC142271		4.67	22.5	2.30	5.00	0.13	0.03	0.16	0.046	0.14	25.1	20.0	0.30	429	0.88	0.01
CC142272		7.05	28.5	3.00	7.08	0.12	0.04	0.07	0.042	0.12	29.1	25.0	0.41	480	1.37	0.01

***** See Appendix Page for comments regarding this certificate *****

ALS Canada Ltd.
2103 Dollarton Hwy
North Vancouver BC V7H 0A7
Phone: 604 984 0221 Fax: 604 984 0218 www.alsglobal.com

To: **SILVER RANGE RESOURCES LTD.**
C/O ARCHER, CATHRO & ASSOCIATES (1981) LIMITED
1016-510 W HASTINGS ST
VANCOUVER BC V6B 1L8

Finalized Date: 4-JUL-2012
Account: RANSIL

Project: Keg-Fly-Ku Zone

CERTIFICATE OF ANALYSIS WH12138943

Sample Description	Method	ME-MS41	ME-MS41	ME-MS41	ME-MS41	ME-MS41	ME-MS41	ME-MS41	ME-MS41	ME-MS41	ME-MS41	ME-MS41	ME-MS41	ME-MS41	ME-MS41	ME-MS41
	Analyte	Nb	Ni	P	Pb	Rb	Re	S	Sb	Sc	Se	Sn	Sr	Ta	Te	Th
	Units	ppm	ppm	ppm	ppm	ppm	ppm	%	ppm	ppm	ppm	ppm	ppm	ppm	ppm	ppm
	LOR	0.05	0.2	10	0.2	0.1	0.001	0.01	0.05	0.1	0.2	0.2	0.2	0.01	0.01	0.2
CC142243																
CC142244		2.19	44.1	540	19.7	55.7	<0.001	0.05	0.65	9.6	0.6	0.9	464	<0.01	0.02	14.2
CC142245		2.12	22.0	580	23.4	33.3	0.001	0.02	1.75	5.9	0.5	1.3	42.0	<0.01	0.03	8.9
CC142246		2.03	23.1	810	52.1	40.6	<0.001	0.02	3.34	5.5	0.5	1.7	46.3	<0.01	0.01	9.6
CC142247		1.51	15.1	610	16.8	20.3	<0.001	0.06	0.90	2.0	0.5	0.9	13.8	<0.01	0.03	1.3
CC142248		2.21	25.5	920	23.1	26.9	<0.001	0.07	1.77	3.6	0.4	0.9	44.1	0.01	0.02	2.5
CC142249		1.58	19.5	830	24.8	15.9	0.001	0.02	2.21	3.3	0.5	0.8	29.1	<0.01	0.02	6.0
CC142250		0.40	22.5	960	75.5	10.3	<0.001	0.08	9.71	0.8	0.9	2.6	18.1	<0.01	0.03	0.3
CC142251		0.61	23.4	840	68.3	11.4	<0.001	0.06	13.75	1.4	0.4	3.0	22.0	<0.01	0.04	1.1
CC142252		0.31	3.6	460	5.2	2.0	<0.001	0.05	0.35	0.3	0.2	0.2	17.9	<0.01	0.01	<0.2
CC142253		1.46	40.4	690	98.5	17.3	0.001	0.04	8.29	3.4	0.8	4.8	53.4	<0.01	0.04	5.5
CC142254		1.43	50.1	990	237	15.0	<0.001	0.06	13.00	3.3	1.6	7.9	22.8	<0.01	0.03	5.6
CC142255		1.08	38.0	1030	105.0	24.2	0.001	0.09	14.85	3.3	0.7	2.3	25.2	<0.01	0.04	3.1
CC142256		0.99	34.9	710	115.0	18.1	0.001	0.06	17.75	2.1	1.6	2.3	14.2	<0.01	0.03	1.5
CC142257		2.14	33.1	550	32.8	55.5	<0.001	0.06	1.92	5.8	0.9	1.4	27.4	<0.01	0.01	4.2
CC142258		1.83	26.4	450	60.3	30.3	<0.001	0.03	5.05	4.8	0.6	2.2	14.2	<0.01	0.03	4.6
CC142259		1.13	14.4	650	14.4	20.8	<0.001	0.09	0.79	1.9	0.4	0.5	29.1	<0.01	0.04	0.8
CC142260		1.81	29.0	600	31.2	43.6	<0.001	0.04	1.93	5.5	0.3	1.2	68.8	<0.01	0.02	4.5
CC142261		1.47	15.2	590	17.2	21.1	<0.001	0.04	0.83	2.6	0.2	0.6	26.6	0.01	0.01	1.7
CC142262		1.74	28.2	360	22.8	41.0	0.001	0.03	1.00	6.7	0.4	1.3	58.1	<0.01	0.02	8.0
CC142263		1.17	30.1	370	26.4	56.6	<0.001	0.01	1.37	7.7	0.5	1.1	61.7	<0.01	0.03	12.9
CC142264		3.29	43.1	670	51.7	45.4	<0.001	0.05	2.58	6.2	0.8	1.2	50.5	0.01	0.04	6.3
CC142265		2.19	32.1	470	24.6	52.3	<0.001	0.01	8.79	7.6	0.8	1.4	34.4	<0.01	0.02	10.6
CC142266		1.77	36.4	760	23.8	38.0	0.001	0.01	7.89	8.1	0.9	1.2	44.0	0.01	0.04	10.9
CC142267		3.61	29.5	510	23.4	66.2	<0.001	0.04	2.77	6.8	0.3	1.1	83.3	0.01	0.03	7.7
CC142268		2.46	38.8	600	37.5	56.5	<0.001	0.02	2.68	8.1	<0.2	1.1	73.2	<0.01	0.03	11.6
CC142269		1.35	19.7	780	89.4	21.0	0.001	0.04	1.17	2.8	0.5	2.6	18.9	<0.01	0.03	1.9
CC142270		2.23	27.6	650	39.7	35.4	<0.001	0.02	0.98	4.5	0.4	1.7	16.4	0.01	0.03	5.2
CC142271		1.56	16.9	860	22.4	18.9	0.001	0.04	1.02	2.4	0.3	1.3	12.7	0.01	0.01	3.9
CC142272		1.82	20.1	720	31.1	23.1	<0.001	0.03	3.33	3.5	0.6	1.3	14.7	0.01	0.04	5.6

***** See Appendix Page for comments regarding this certificate *****

ALS Canada Ltd.
2103 Dollarton Hwy
North Vancouver BC V7H 0A7
Phone: 604 984 0221 Fax: 604 984 0218 www.alsglobal.com

To: **SILVER RANGE RESOURCES LTD.**
C/O ARCHER, CATHRO & ASSOCIATES (1981) LIMITED
1016-510 W HASTINGS ST
VANCOUVER BC V6B 1L8

Finalized Date: 4-JUL-2012
Account: RANSIL

Project: Keg-Fly-Ku Zone

CERTIFICATE OF ANALYSIS WH12138943

Sample Description	Method	ME-MS41	ME-MS41	ME-MS41	ME-MS41	ME-MS41	ME-MS41	ME-MS41	ME-MS41
	Analyte	Ti	Tl	U	V	W	Y	Zn	Zr
	Units	%	ppm	ppm	ppm	ppm	ppm	ppm	ppm
	LOR	0.005	0.02	0.05	1	0.05	0.05	2	0.5
CC142243									
CC142244		0.120	0.46	1.09	48	0.20	23.3	97	6.4
CC142245		0.108	0.29	1.01	50	0.53	12.45	98	2.8
CC142246		0.114	0.34	1.09	54	0.91	11.35	148	4.1
CC142247		0.067	0.17	0.84	54	0.35	4.44	68	0.5
CC142248		0.078	0.24	0.78	45	0.44	6.69	78	1.0
CC142249		0.063	0.19	0.89	33	1.57	8.08	71	1.2
CC142250		0.033	0.23	2.45	54	0.51	6.79	131	<0.5
CC142251		0.031	0.14	1.55	47	0.46	5.09	138	0.5
CC142252		0.026	0.03	0.32	15	0.10	2.36	16	<0.5
CC142253		0.063	0.23	1.64	67	2.20	9.10	177	1.0
CC142254		0.045	0.23	1.84	66	2.71	7.75	249	1.7
CC142255		0.051	0.27	3.11	77	0.60	9.31	194	0.9
CC142256		0.046	0.28	2.75	62	0.50	8.76	154	<0.5
CC142257		0.114	0.37	1.60	75	0.44	6.10	134	1.5
CC142258		0.092	0.33	1.37	69	0.50	6.34	119	1.2
CC142259		0.063	0.18	0.84	37	0.37	5.31	84	0.8
CC142260		0.075	0.32	0.95	54	0.42	7.50	114	0.8
CC142261		0.071	0.19	0.84	39	0.42	4.71	59	0.5
CC142262		0.067	0.27	0.93	50	0.51	7.71	130	1.5
CC142263		0.090	0.37	0.90	52	0.37	9.69	90	2.6
CC142264		0.121	0.36	2.35	68	0.90	12.15	160	1.5
CC142265		0.108	0.41	1.61	60	1.56	12.05	112	3.6
CC142266		0.092	0.46	2.34	63	0.99	14.40	110	2.9
CC142267		0.160	0.42	1.16	64	0.73	8.68	91	1.9
CC142268		0.141	0.44	2.25	54	2.92	8.19	75	0.9
CC142269		0.047	0.24	2.02	45	22.3	8.04	224	<0.5
CC142270		0.080	0.32	2.60	51	7.86	8.21	94	0.5
CC142271		0.047	0.20	2.19	30	44.8	8.81	62	<0.5
CC142272		0.038	0.38	3.72	44	1.58	9.75	78	0.5

***** See Appendix Page for comments regarding this certificate *****

ALS Canada Ltd.
2103 Dollarton Hwy
North Vancouver BC V7H 0A7
Phone: 604 984 0221 Fax: 604 984 0218 www.alsglobal.com

To: **SILVER RANGE RESOURCES LTD.**
C/O ARCHER, CATHRO & ASSOCIATES (1981) LIMITED
1016-510 W HASTINGS ST
VANCOUVER BC V6B 1L8

Project: Keg-Fly-Ku Zone

Finalized Date: 4-JUL-2012
Account: RANSIL

CERTIFICATE OF ANALYSIS WH12138943

Method	CERTIFICATE COMMENTS
ME-MS41	Gold determinations by this method are semi-quantitative due to the small sample weight used (0.5g).

ALS Canada Ltd.

2103 Dollarton Hwy
North Vancouver BC V7H 0A7
Phone: 604 984 0221 Fax: 604 984 0218 www.alsglobal.com

To: **SILVER RANGE RESOURCES LTD.**
C/O ARCHER, CATHRO & ASSOCIATES (1981) LIMITED
1016-510 W HASTINGS ST
VANCOUVER BC V6B 1L8

Finalized Date: 8-JUL-2012
Account: RANSIL

CERTIFICATE WH12140458

Project: Keg-Main-Group 1

P.O. No.: Batch 10

This report is for 36 Drill Core samples submitted to our lab in Whitehorse, YT, Canada on 21-JUN-2012.

The following have access to data associated with this certificate:

MATT DUMALA	JOAN MARIACHER	

SAMPLE PREPARATION

ALS CODE	DESCRIPTION
WEI-21	Received Sample Weight
LOG-22	Sample login - Rcd w/o BarCode
CRU-31	Fine crushing - 70%<2mm
CRU-QC	Crushing QC Test
SPL-21	Split sample - riffle splitter
PUL-QC	Pulverizing QC Test
PUL-31	Pulverize split to 85%<75 um
LOG-22d	Sample login - Rcd w/o BarCode dup
SPL-21d	Split sample - duplicate
PUL-31d	Pulverize Split - duplicate
LOG-23	Pulp Login - Rcvd with Barcode

ANALYTICAL PROCEDURES

ALS CODE	DESCRIPTION	
ME-MS61	48 element four acid ICP-MS	
ME-OG62	Ore Grade Elements - Four Acid	ICP-AES
Zn-OG62	Ore Grade Zn - Four Acid	VARIABLE
Au-AA24	Au 50g FA AA finish	AAS
Sn-XRF05	Sn-Trace Level XRF Analysis	XRF

To: **SILVER RANGE RESOURCES LTD.**
ATTN: JOAN MARIACHER
C/O ARCHER, CATHRO & ASSOCIATES (1981) LIMITED
1016-510 W HASTINGS ST
VANCOUVER BC V6B 1L8

This is the Final Report and supersedes any preliminary report with this certificate number. Results apply to samples as submitted. All pages of this report have been checked and approved for release.

***** See Appendix Page for comments regarding this certificate *****

Signature: 

Colin Ramshaw, Vancouver Laboratory Manager

ALS Canada Ltd.
2103 Dollarton Hwy
North Vancouver BC V7H 0A7
Phone: 604 984 0221 Fax: 604 984 0218 www.alsglobal.com

To: **SILVER RANGE RESOURCES LTD.**
C/O ARCHER, CATHRO & ASSOCIATES (1981) LIMITED
1016-510 W HASTINGS ST
VANCOUVER BC V6B 1L8

Finalized Date: 8-JUL-2012
Account: RANSIL

Project: Keg-Main-Group 1

CERTIFICATE OF ANALYSIS WH12140458

Sample Description	Method	WEI-21	ME-MS61	ME-MS61	ME-MS61	ME-MS61	ME-MS61	ME-MS61	ME-MS61	ME-MS61	ME-MS61	ME-MS61	ME-MS61	ME-MS61	ME-MS61	ME-MS61
	Analyte	Recvd Wt.	Ag	Al	As	Ba	Be	Bi	Ca	Cd	Ce	Co	Cr	Cs	Cu	Fe
	Units	kg	ppm	%	ppm	ppm	ppm	ppm	%	ppm	ppm	ppm	ppm	ppm	ppm	%
	LOR	0.02	0.01	0.01	0.2	10	0.05	0.01	0.01	0.02	0.01	0.1	1	0.05	0.2	0.01
K286045		1.62	0.11	2.74	11.1	1850	0.78	0.43	0.47	0.02	34.0	8.9	35	9.35	75.4	1.80
K286046		5.26	0.24	3.26	63.7	3310	0.70	1.11	0.60	0.03	31.4	10.3	24	13.00	126.0	2.38
K286047		5.62	0.24	3.24	29.1	2150	0.76	4.42	0.82	0.08	33.0	10.5	28	11.45	122.5	2.24
K286048		4.91	0.34	3.05	157.5	1010	0.82	5.75	0.79	0.07	37.2	13.3	28	8.01	190.5	2.13
K286049		4.20	0.34	2.66	121.5	750	0.80	3.58	0.90	0.56	35.4	12.9	28	6.16	209	2.00
K286050		3.29	0.76	2.46	49.8	90	0.85	4.11	2.14	0.55	36.4	26.0	22	4.34	496	3.24
K286051		6.83	<0.01	0.08	<5	30	0.06	0.03	20.5	0.03	1.39	1.4	2	0.16	2.4	0.39
K286052		5.57	0.53	2.18	104.0	790	0.93	4.38	2.51	0.40	37.7	14.9	20	4.57	215	1.55
K286053		4.66	0.52	2.79	12.9	880	0.96	2.14	1.41	0.41	39.0	14.4	25	5.04	206	1.74
K286054		6.79	0.47	3.19	42.2	820	0.99	0.68	1.16	0.28	43.4	14.1	30	5.97	115.0	1.79
K286055		2.44	0.44	3.65	234	1030	1.14	0.73	1.13	0.22	47.7	15.1	32	6.10	114.5	1.83
K286056		3.15	0.26	3.05	29.4	870	1.08	0.83	0.69	0.24	39.7	15.2	33	4.29	108.0	1.64
K286057		0.68	0.46	2.54	349	520	0.82	1.06	0.93	0.28	32.3	13.0	28	3.51	131.0	1.30
K286058		2.93	0.35	5.59	166.0	670	1.56	5.55	2.68	0.13	58.0	15.5	54	14.80	211	3.14
K286059		0.16	22.6	3.95	1170	150	0.95	77.9	7.84	298	43.1	13.3	49	4.80	1840	5.66
K286060		4.89	0.38	6.02	372	490	1.77	4.41	1.98	0.09	58.6	16.4	54	14.05	242	3.58
K286061		6.42	0.45	6.23	1220	730	1.88	4.05	2.12	0.19	57.7	15.7	56	13.65	292	3.54
K286062		6.81	0.61	5.87	233	600	1.79	3.60	2.88	0.48	62.2	16.1	53	13.85	311	3.30
K286063		5.23	0.31	5.63	25.4	410	1.89	7.65	4.55	0.43	55.5	13.8	51	10.60	301	2.86
K286064		5.16	0.01	0.09	<5	20	0.07	0.03	21.3	0.04	1.29	1.4	2	0.24	1.7	0.47
K286065		3.05	0.23	5.75	16.1	870	1.56	1.92	2.00	0.49	52.2	15.2	59	12.90	187.0	2.65
K286066		4.51	0.35	6.23	22.6	610	1.88	3.68	2.12	0.88	56.6	18.8	70	18.85	385	3.65
K286067		5.79	0.26	6.18	6.9	1000	1.84	6.32	3.19	0.16	60.6	13.9	66	12.20	265	3.28
K286068		<0.02	0.25	6.18	7.9	1030	1.87	6.49	3.19	0.19	60.6	13.4	64	12.10	258	3.21
K286069		7.42	0.28	5.92	7.9	710	1.83	6.86	3.54	0.72	59.0	14.5	57	11.10	319	3.33
K286070		7.36	0.39	5.59	81.6	690	1.66	3.70	3.54	0.27	58.4	14.8	55	8.17	341	3.25
K286071		8.40	0.28	5.14	57.4	760	1.53	1.93	3.58	0.98	51.0	15.4	54	9.45	197.5	2.80
K286072		5.62	0.31	4.67	20.4	470	1.50	1.24	4.54	0.94	49.8	13.5	45	5.89	205	2.91
K286073		0.14	14.85	4.52	134.5	1020	1.19	48.3	7.90	58.2	49.3	7.2	64	5.96	800	3.45
K286074		7.31	0.25	5.05	14.8	620	1.53	2.39	3.69	1.83	51.3	14.0	53	9.33	152.0	2.75
K286075		6.92	0.44	4.93	21.7	440	1.38	2.78	4.25	1.16	56.2	19.6	65	8.87	381	3.51
K286076		6.85	0.32	4.89	23.0	490	1.26	2.95	4.73	0.52	47.8	17.4	69	7.44	314	2.95
K286077		7.26	0.95	4.50	69.1	490	1.45	6.46	5.38	1.57	56.0	16.0	66	7.30	395	3.20
K286078		7.11	0.34	5.24	14.4	1250	1.68	2.06	3.01	0.79	50.2	15.2	67	15.15	223	2.81
K286079		7.01	0.43	4.58	55.9	900	1.44	4.74	4.18	0.61	53.2	14.7	78	8.37	318	2.70
K286080		7.02	0.64	4.46	34.2	550	1.55	5.06	5.68	2.85	47.9	17.3	72	4.64	517	3.25

***** See Appendix Page for comments regarding this certificate *****

ALS Canada Ltd.
2103 Dollarton Hwy
North Vancouver BC V7H 0A7
Phone: 604 984 0221 Fax: 604 984 0218 www.alsglobal.com

To: **SILVER RANGE RESOURCES LTD.**
C/O ARCHER, CATHRO & ASSOCIATES (1981) LIMITED
1016-510 W HASTINGS ST
VANCOUVER BC V6B 1L8

Finalized Date: 8-JUL-2012
Account: RANSIL

Project: Keg-Main-Group 1

CERTIFICATE OF ANALYSIS WH12140458

Sample Description	Method	ME-MS61	ME-MS61	ME-MS61	ME-MS61	ME-MS61	ME-MS61	ME-MS61	ME-MS61	ME-MS61	ME-MS61	ME-MS61	ME-MS61	ME-MS61	ME-MS61	ME-MS61
	Analyte	Ga	Ge	Hf	In	K	La	Li	Mg	Mn	Mo	Na	Nb	Ni	P	Pb
	Units	ppm	ppm	ppm	ppm	%	ppm	ppm	%	ppm	ppm	%	ppm	ppm	ppm	ppm
	LOR	0.05	0.05	0.1	0.005	0.01	0.5	0.2	0.01	5	0.05	0.01	0.1	0.2	10	0.5
K286045		10.95	0.14	0.8	0.043	1.78	12.5	77.2	0.63	283	0.47	0.09	3.6	32.1	290	3.9
K286046		11.15	0.15	0.6	0.031	1.92	12.9	86.2	0.86	303	0.55	0.17	3.9	24.2	390	4.9
K286047		11.10	0.13	0.6	0.058	1.65	12.5	72.6	0.79	382	0.44	0.20	3.8	24.1	240	4.4
K286048		11.20	0.14	0.8	0.028	1.69	13.2	67.2	0.79	378	0.44	0.13	4.2	29.3	280	5.4
K286049		10.30	0.13	0.8	0.055	1.39	14.0	46.1	0.64	395	0.66	0.12	4.7	30.0	310	4.5
K286050		10.15	0.16	0.7	0.042	1.21	12.4	41.6	0.55	476	1.11	0.06	4.3	38.8	220	5.6
K286051		0.32	0.17	<0.1	<0.005	0.03	0.6	1.3	12.20	182	0.17	0.01	0.4	2.2	240	1.0
K286052		8.00	0.12	1.0	0.035	1.07	15.2	50.0	0.66	375	0.83	0.06	4.7	31.5	160	9.2
K286053		9.41	0.14	1.2	0.026	1.53	15.1	59.5	0.76	368	2.03	0.05	7.0	41.5	180	9.0
K286054		9.16	0.15	0.9	0.032	1.46	17.5	51.9	0.71	900	1.54	0.07	5.6	44.5	240	9.6
K286055		10.60	0.14	1.2	0.033	1.80	19.0	51.8	0.68	788	1.61	0.09	6.1	50.4	260	10.4
K286056		10.10	0.13	1.1	0.020	1.53	14.8	41.7	0.56	288	1.20	0.04	5.1	51.9	230	8.2
K286057		8.16	0.12	0.8	0.022	1.27	12.3	28.8	0.37	132	0.72	0.03	4.2	43.5	210	23.3
K286058		13.95	0.21	2.1	0.011	3.74	28.0	75.4	1.43	171	33.3	0.09	10.1	59.2	630	11.4
K286059		11.90	0.36	1.2	22.2	1.45	22.6	28.9	2.05	2580	14.40	0.17	8.5	47.6	820	1480
K286060		13.70	0.21	2.1	0.008	3.91	29.3	72.4	1.44	158	17.65	0.24	10.8	57.6	700	10.8
K286061		14.50	0.22	2.2	0.013	3.86	28.0	61.7	1.49	207	17.45	0.26	11.3	52.8	800	11.0
K286062		13.55	0.21	2.1	0.013	3.40	29.8	66.3	1.57	211	24.3	0.19	10.8	57.8	890	8.9
K286063		12.85	0.19	1.9	0.032	2.60	27.5	30.2	2.08	873	24.4	0.23	10.9	45.7	1320	7.6
K286064		0.30	0.17	<0.1	<0.005	0.04	0.6	1.2	12.75	216	0.14	0.01	0.4	2.6	180	1.7
K286065		13.70	0.20	2.0	0.015	3.60	26.5	51.2	1.14	119	26.9	0.32	9.6	59.2	990	99.2
K286066		16.50	0.22	1.8	0.024	3.27	29.9	51.4	1.53	167	28.3	0.57	10.3	65.7	1830	8.9
K286067		15.65	0.21	2.0	0.029	3.13	31.5	38.7	2.14	400	13.05	0.46	11.9	43.7	1840	7.5
K286068		15.60	0.19	1.9	0.027	3.10	31.1	38.7	2.12	389	13.00	0.45	11.6	43.7	1840	8.0
K286069		15.35	0.22	2.0	0.036	2.69	31.3	33.1	2.24	423	22.4	0.44	12.1	49.6	1790	7.5
K286070		14.40	0.20	2.2	0.018	2.54	29.8	33.4	2.08	516	13.40	0.51	11.8	57.2	1000	8.4
K286071		12.45	0.18	1.9	0.043	2.39	26.0	27.8	1.96	774	11.05	0.22	10.3	62.6	980	7.9
K286072		9.17	0.17	1.7	0.053	1.02	26.7	22.0	2.68	1510	6.23	0.24	9.2	53.4	1010	5.1
K286073		12.10	0.24	1.5	2.42	2.03	25.5	40.1	2.24	1740	13.65	0.24	10.0	49.2	1160	1060
K286074		11.35	0.17	1.9	0.079	1.75	26.4	34.9	2.15	1110	4.66	0.22	10.0	55.4	930	6.8
K286075		11.55	0.21	1.9	0.040	2.34	30.8	28.0	1.92	602	16.05	0.22	10.3	82.8	4030	8.0
K286076		15.00	0.18	1.9	0.027	1.75	25.1	25.4	2.47	636	15.10	0.23	8.9	73.6	1660	7.3
K286077		10.70	0.18	1.8	0.045	1.53	31.6	31.8	3.03	717	16.95	0.19	9.2	82.8	2770	26.4
K286078		14.00	0.19	1.8	0.030	2.32	26.9	53.3	2.06	391	6.30	0.17	10.1	64.6	920	7.9
K286079		11.85	0.18	1.8	0.032	1.49	29.4	37.4	2.41	590	11.95	0.13	9.0	75.1	1620	8.2
K286080		11.90	0.20	1.8	0.221	1.08	26.9	20.3	2.56	750	34.3	0.13	8.4	86.0	2550	5.4

***** See Appendix Page for comments regarding this certificate *****

ALS Canada Ltd.
2103 Dollarton Hwy
North Vancouver BC V7H 0A7
Phone: 604 984 0221 Fax: 604 984 0218 www.alsglobal.com

To: **SILVER RANGE RESOURCES LTD.**
C/O ARCHER, CATHRO & ASSOCIATES (1981) LIMITED
1016-510 W HASTINGS ST
VANCOUVER BC V6B 1L8

Finalized Date: 8-JUL-2012
Account: RANSIL

Project: Keg-Main-Group 1

CERTIFICATE OF ANALYSIS WH12140458

Sample Description	Method	ME-MS61	ME-MS61	ME-MS61	ME-MS61	ME-MS61	ME-MS61	ME-MS61	ME-MS61	ME-MS61	ME-MS61	ME-MS61	ME-MS61	ME-MS61	ME-MS61	ME-MS61
	Analyte	Rb	Re	S	Sb	Sc	Se	Sn	Sr	Ta	Te	Th	Ti	Tl	U	V
	Units	ppm	ppm	%	ppm	ppm	ppm	ppm	ppm	ppm	ppm	ppm	%	ppm	ppm	ppm
	LOR	0.1	0.002	0.01	0.05	0.1	1	0.2	0.2	0.05	0.05	0.2	0.005	0.02	0.1	1
K286045		109.5	<0.002	0.31	5.34	10.0	1	1.5	96.8	0.24	0.08	3.3	0.147	1.12	1.0	29
K286046		128.0	<0.002	0.30	2.37	11.8	1	1.7	134.5	0.25	0.11	2.7	0.210	1.31	0.6	29
K286047		110.0	<0.002	0.45	2.45	11.3	1	2.4	133.0	0.24	0.22	2.9	0.193	1.09	0.6	33
K286048		99.0	<0.002	0.84	2.80	10.6	3	1.7	129.0	0.27	0.41	3.7	0.150	0.99	0.7	33
K286049		78.8	<0.002	0.93	2.34	9.1	4	2.3	123.5	0.28	0.23	3.6	0.130	0.80	0.6	27
K286050		56.2	<0.002	1.95	15.60	10.4	11	3.8	85.2	0.29	0.37	3.4	0.120	0.61	0.6	27
K286051		1.4	<0.002	0.01	0.06	0.3	1	<0.2	45.4	<0.05	0.09	<0.2	<0.005	<0.02	0.5	2
K286052		61.0	<0.002	0.88	9.91	6.8	4	2.4	57.5	0.31	0.29	4.5	0.091	0.56	0.8	23
K286053		79.2	<0.002	0.89	5.04	7.7	4	2.7	140.5	0.53	0.13	7.4	0.105	0.78	0.6	30
K286054		85.9	<0.002	0.92	2.67	9.3	2	2.3	195.0	0.33	0.07	5.2	0.143	0.77	0.5	41
K286055		94.0	<0.002	0.91	3.73	10.3	2	2.6	190.5	0.40	0.09	6.6	0.164	0.91	0.6	46
K286056		81.0	<0.002	0.88	3.02	9.6	2	2.7	89.6	0.33	0.06	6.0	0.150	0.74	0.6	41
K286057		67.0	<0.002	0.67	8.10	7.9	2	2.6	37.7	0.28	0.07	3.4	0.126	0.62	0.6	36
K286058		215	0.022	1.70	9.92	12.2	6	3.6	315	0.65	0.26	8.1	0.301	2.19	8.3	191
K286059		68.1	0.017	2.82	8.80	7.0	57	233	159.0	0.56	0.49	5.3	0.250	0.61	2.9	103
K286060		225	0.013	1.99	7.89	13.2	6	2.8	335	0.67	0.14	8.7	0.313	2.37	5.9	155
K286061		231	0.012	1.90	7.24	13.2	7	6.0	378	0.71	0.18	8.6	0.327	2.21	5.8	148
K286062		206	0.016	1.85	12.75	12.3	7	3.3	302	0.70	0.15	8.2	0.313	2.13	7.1	176
K286063		134.5	0.016	1.89	9.35	11.5	8	5.5	305	0.71	0.19	7.5	0.308	1.32	6.5	233
K286064		1.8	<0.002	<0.01	0.05	0.3	1	<0.2	43.1	<0.05	<0.05	<0.2	<0.005	<0.02	0.4	2
K286065		188.5	0.028	1.44	1.86	11.7	8	1.9	355	0.68	0.08	8.3	0.294	2.22	6.4	301
K286066		208	0.036	1.90	1.53	13.2	11	3.2	313	0.68	0.11	8.1	0.299	2.42	6.5	368
K286067		176.5	0.011	1.45	2.16	13.1	7	5.1	394	0.78	0.16	8.2	0.353	1.79	5.2	204
K286068		179.5	0.010	1.43	1.97	12.9	7	5.1	396	0.80	0.15	8.7	0.349	1.88	5.5	203
K286069		164.0	0.017	1.56	3.34	12.8	9	6.9	385	0.82	0.16	8.2	0.348	1.65	5.8	286
K286070		132.0	0.021	1.65	10.40	12.1	7	4.7	264	0.79	0.08	8.1	0.339	1.28	6.1	135
K286071		125.5	0.022	1.32	13.00	11.5	6	4.2	396	0.70	0.08	7.5	0.293	1.37	5.9	156
K286072		67.3	0.010	1.19	6.64	10.3	6	6.0	316	0.63	0.07	6.5	0.268	0.70	6.5	119
K286073		98.2	0.017	1.02	8.85	8.9	29	154.5	218	0.65	0.26	6.4	0.288	0.88	3.4	136
K286074		105.0	0.007	1.24	4.92	11.2	5	5.0	419	0.69	0.08	7.2	0.290	1.12	4.8	108
K286075		127.0	0.031	1.90	12.40	11.6	10	5.6	362	0.68	0.12	7.1	0.286	1.24	8.5	251
K286076		94.1	0.035	1.23	18.95	11.9	8	6.6	174.5	0.63	0.10	6.7	0.266	1.05	6.6	257
K286077		91.4	0.031	1.41	9.68	11.0	10	8.8	248	0.61	0.16	6.4	0.264	0.84	9.1	326
K286078		165.0	0.015	1.17	5.48	12.4	8	6.3	325	0.67	0.09	7.2	0.287	1.62	3.2	203
K286079		98.4	0.026	1.14	6.34	11.6	9	12.1	282	0.62	0.19	7.0	0.267	0.89	5.3	344
K286080		61.1	0.076	1.80	6.02	10.2	11	11.0	216	0.55	0.16	6.1	0.244	0.51	9.4	469

***** See Appendix Page for comments regarding this certificate *****

ALS Canada Ltd.
2103 Dollarton Hwy
North Vancouver BC V7H 0A7
Phone: 604 984 0221 Fax: 604 984 0218 www.alsglobal.com

To: **SILVER RANGE RESOURCES LTD.**
C/O ARCHER, CATHRO & ASSOCIATES (1981) LIMITED
1016-510 W HASTINGS ST
VANCOUVER BC V6B 1L8

Finalized Date: 8-JUL-2012
Account: RANSIL

Project: Keg-Main-Group 1

CERTIFICATE OF ANALYSIS WH12140458

Sample Description	Method	ME-MS61	ME-MS61	ME-MS61	ME-MS61	Zn-OG62	Au-AA24	Sn-XRF05
	Analyte	W	Y	Zn	Zr	Zn	Au	Sn
	Units	ppm	ppm	ppm	ppm	%	ppm	ppm
	LOR	0.1	0.1	2	0.5	0.001	0.005	5
K286045		1.3	11.1	25	32.6		<0.005	<5
K286046		1.0	11.2	35	22.9		<0.005	<5
K286047		1.1	10.4	31	27.4		0.011	6
K286048		1.9	9.6	25	32.1		<0.005	<5
K286049		1.2	9.2	46	35.0		<0.005	<5
K286050		1.9	10.3	52	28.4		<0.005	11
K286051		0.2	0.9	8	<0.5		<0.005	<5
K286052		1.3	10.7	70	42.6		<0.005	<5
K286053		1.3	11.9	50	40.3		<0.005	8
K286054		1.4	11.4	51	39.7		<0.005	<5
K286055		1.7	11.8	56	46.5		<0.005	<5
K286056		1.2	8.9	56	42.4		<0.005	5
K286057		1.0	7.7	33	32.3		<0.005	<5
K286058		1.7	20.5	16	85.9		<0.005	5
K286059		5.5	22.9	>10000	42.8	1.470	0.017	269
K286060		1.5	19.8	15	86.8		<0.005	7
K286061		1.7	20.9	22	86.6		<0.005	10
K286062		1.6	21.9	41	83.0		<0.005	5
K286063		1.4	25.9	41	77.0		<0.005	6
K286064		0.1	0.9	7	<0.5		<0.005	<5
K286065		1.3	18.5	55	75.9		<0.005	<5
K286066		1.3	22.9	99	77.4		<0.005	5
K286067		1.3	30.6	49	78.8		<0.005	6
K286068		1.3	30.3	52	75.9		<0.005	<5
K286069		1.4	33.4	91	79.3		<0.005	6
K286070		1.4	32.9	40	86.4		<0.005	5
K286071		1.5	27.5	99	76.8		0.005	6
K286072		1.0	29.8	110	66.7		<0.005	7
K286073		2.6	28.7	3210	57.8		<0.005	166
K286074		1.2	27.4	198	71.8		<0.005	8
K286075		1.5	39.5	122	84.4		<0.005	6
K286076		1.2	31.5	65	76.8		<0.005	6
K286077		1.2	41.3	118	77.4		0.007	11
K286078		1.2	27.1	86	72.9		<0.005	9
K286079		1.4	33.1	59	74.9		<0.005	13
K286080		1.4	36.7	248	81.6		0.005	11

***** See Appendix Page for comments regarding this certificate *****

ALS Canada Ltd.
2103 Dollarton Hwy
North Vancouver BC V7H 0A7
Phone: 604 984 0221 Fax: 604 984 0218 www.alsglobal.com

To: **SILVER RANGE RESOURCES LTD.**
C/O ARCHER, CATHRO & ASSOCIATES (1981) LIMITED
1016-510 W HASTINGS ST
VANCOUVER BC V6B 1L8

Project: Keg-Main-Group 1

Finalized Date: 8-JUL-2012
Account: RANSIL

CERTIFICATE OF ANALYSIS WH12140458

Method	CERTIFICATE COMMENTS
ME-MS61	Interference: Ca>10% on ICP-MS As, ICP-AES results shown.
ME-MS61	REE's may not be totally soluble in this method.

ALS Canada Ltd.

2103 Dollarton Hwy
North Vancouver BC V7H 0A7
Phone: 604 984 0221 Fax: 604 984 0218 www.alsglobal.com

To: **SILVER RANGE RESOURCES LTD.**
C/O ARCHER, CATHRO & ASSOCIATES (1981) LIMITED
1016-510 W HASTINGS ST
VANCOUVER BC V6B 1L8

Finalized Date: 15-JUL-2012
Account: RANSIL

CERTIFICATE WH12147483

Project: Keg-Main-Group 1

P.O. No.: Batch 11

This report is for 36 Drill Core samples submitted to our lab in Whitehorse, YT, Canada on 26-JUN-2012.

The following have access to data associated with this certificate:

MATT DUMALA	JOAN MARIACHER	

SAMPLE PREPARATION

ALS CODE	DESCRIPTION
WEI-21	Received Sample Weight
LOG-22	Sample login - Rcd w/o BarCode
CRU-31	Fine crushing - 70%<2mm
CRU-QC	Crushing QC Test
SPL-21	Split sample - riffle splitter
PUL-QC	Pulverizing QC Test
PUL-31	Pulverize split to 85%<75 um
LOG-22d	Sample login - Rcd w/o BarCode dup
SPL-21d	Split sample - duplicate
PUL-31d	Pulverize Split - duplicate
LOG-23	Pulp Login - Rcvd with Barcode

ANALYTICAL PROCEDURES

ALS CODE	DESCRIPTION	INSTRUMENT
Au-AA24	Au 50g FA AA finish	AAS
ME-OG62	Ore Grade Elements - Four Acid	ICP-AES
Sn-XRF05	Sn-Trace Level XRF Analysis	XRF
ME-MS61	48 element four acid ICP-MS	
Zn-OG62	Ore Grade Zn - Four Acid	VARIABLE

To: **SILVER RANGE RESOURCES LTD.**
ATTN: JOAN MARIACHER
C/O ARCHER, CATHRO & ASSOCIATES (1981) LIMITED
1016-510 W HASTINGS ST
VANCOUVER BC V6B 1L8

This is the Final Report and supersedes any preliminary report with this certificate number. Results apply to samples as submitted. All pages of this report have been checked and approved for release.

***** See Appendix Page for comments regarding this certificate *****

Signature: 

Colin Ramshaw, Vancouver Laboratory Manager

ALS Canada Ltd.
2103 Dollarton Hwy
North Vancouver BC V7H 0A7
Phone: 604 984 0221 Fax: 604 984 0218 www.alsglobal.com

To: **SILVER RANGE RESOURCES LTD.**
C/O ARCHER, CATHRO & ASSOCIATES (1981) LIMITED
1016-510 W HASTINGS ST
VANCOUVER BC V6B 1L8

Finalized Date: 15-JUL-2012
Account: RANSIL

Project: Keg-Main-Group 1

CERTIFICATE OF ANALYSIS WH12147483

Sample Description	Method / Analyte / Units / LOR	WEI-21 Recvd Wt. kg 0.02	Au-AA24 Au ppm 0.005	Sn-XRF05 Sn ppm 5	ME-MS61 Ag ppm 0.01	ME-MS61 Al % 0.01	ME-MS61 As ppm 0.2	ME-MS61 Ba ppm 10	ME-MS61 Be ppm 0.05	ME-MS61 Bi ppm 0.01	ME-MS61 Ca % 0.01	ME-MS61 Cd ppm 0.02	ME-MS61 Ce ppm 0.01	ME-MS61 Co ppm 0.1	ME-MS61 Cr ppm 1	ME-MS61 Cs ppm 0.05
K284231		6.71	<0.005	47	0.43	4.71	32	940	1.47	0.68	10.40	1.12	41.3	8.1	50	5.94
K284232		6.61	<0.005	56	0.78	4.99	28.2	1680	1.26	1.44	7.32	3.29	54.7	8.4	63	9.14
K284233		5.95	<0.005	61	0.29	5.13	32.0	2340	1.57	0.36	6.75	18.55	52.4	8.5	63	10.85
K284234		0.25	0.015	263	24.7	4.02	1250	260	1.11	90.3	8.41	303	40.5	12.5	49	4.22
K284235		7.32	<0.005	41	0.45	4.84	23.9	1260	1.42	0.66	7.59	3.12	49.7	7.4	67	8.08
K284236		6.93	<0.005	41	0.63	4.29	59.8	1110	1.00	0.60	9.09	4.02	45.4	7.6	66	9.46
K284237		5.77	<0.005	37	0.94	5.44	45.8	2150	1.43	1.64	5.72	7.71	50.5	9.3	111	7.17
K284238		5.64	<0.005	60	0.79	4.74	25.9	1870	1.34	1.96	7.70	10.30	52.5	7.5	66	7.28
K284239		3.84	<0.005	64	0.53	4.96	30.6	2410	1.36	1.23	7.38	6.84	50.0	8.9	71	7.94
K284240		4.32	<0.005	57	0.65	3.68	71.2	1110	1.01	1.15	2.78	6.34	44.6	5.4	69	3.20
K284241		5.90	<0.005	24	0.82	3.88	55.2	1410	0.93	1.06	9.42	6.10	41.3	8.1	76	3.79
K284242		6.92	<0.005	64	1.10	4.96	140	810	1.11	2.09	10.95	9.00	46.9	10.5	87	2.52
K284243		5.80	<0.005	25	1.37	6.13	46.8	1730	1.13	3.17	4.38	10.75	51.8	15.3	118	5.14
K284244		6.37	<0.005	33	1.17	5.92	21.0	2860	1.64	2.34	3.32	5.83	59.7	11.5	103	9.19
K284413		<0.02	<0.005	34	1.05	5.88	20.9	2790	1.62	2.31	3.21	5.00	56.8	10.8	102	9.10
K284245		8.11	<0.005	29	0.95	5.54	17.7	1260	1.41	2.47	6.42	6.09	53.9	9.2	117	10.70
K284246		8.55	<0.005	18	0.34	4.33	19.2	980	1.19	0.87	8.82	0.77	43.4	9.4	63	5.22
K284247		6.85	<0.005	23	0.42	4.20	17.1	830	1.11	0.73	6.48	2.58	40.6	7.8	58	5.23
K284248		7.35	<0.005	27	0.40	4.28	10.9	1210	0.99	0.90	8.18	1.45	40.8	6.1	41	4.64
K284249		7.96	<0.005	28	0.19	4.49	14.4	1200	1.20	0.40	5.31	0.59	44.9	6.0	44	4.24
K284250		8.29	<0.005	14	0.44	3.69	5.3	890	0.99	1.07	8.71	2.40	37.0	5.6	52	3.51
K284251		6.70	<0.005	<5	0.01	0.11	<5	20	0.06	0.02	20.9	0.06	1.08	1.3	1	0.34
K284252		6.68	<0.005	19	0.28	4.69	26.2	1840	1.30	0.57	6.04	1.40	46.0	7.1	70	4.76
K284253		7.80	<0.005	9	0.39	3.01	24	340	0.77	0.67	10.70	0.53	35.1	4.3	45	3.61
K284254		7.48	<0.005	10	0.22	3.98	33.0	560	1.19	0.48	8.54	1.05	37.8	5.8	62	9.26
K284255		7.49	<0.005	16	0.64	4.09	14.7	490	1.14	1.61	8.15	0.84	40.5	6.2	73	5.19
K284256		7.70	<0.005	37	0.21	4.04	18.2	570	1.15	0.43	8.28	2.29	44.7	6.8	52	8.91
K284257		7.33	<0.005	23	0.30	5.11	23.4	1100	1.36	0.94	6.79	1.64	49.0	8.5	78	6.14
K284258		3.33	<0.005	<5	<0.01	0.10	<5	20	0.05	0.02	21.3	0.07	1.45	1.3	<1	0.18
K284259		8.62	<0.005	52	0.50	5.01	78.7	980	1.19	1.23	7.23	3.25	52.5	7.4	84	5.24
K284260		7.71	<0.005	27	1.05	4.74	25.3	1110	1.32	2.09	8.13	3.45	49.5	7.3	85	5.43
K284261		6.60	<0.005	62	0.19	4.35	53	790	1.04	0.40	11.30	2.17	45.6	6.5	58	6.79
K284262		9.08	<0.005	45	0.46	5.46	28.6	1230	1.59	0.80	7.57	5.89	54.0	8.3	91	6.05
K284263		0.25	0.007	167	13.95	4.52	140.0	1420	1.17	51.3	8.13	58.4	48.6	7.1	66	5.16
K284264		7.61	<0.005	44	0.76	4.32	137	850	0.97	1.66	11.10	4.62	45.6	7.3	61	2.86
K284265		7.90	<0.005	67	0.28	4.70	75	1040	1.00	0.62	11.80	5.19	47.6	8.2	84	2.71

***** See Appendix Page for comments regarding this certificate *****

ALS Canada Ltd.
2103 Dollarton Hwy
North Vancouver BC V7H 0A7
Phone: 604 984 0221 Fax: 604 984 0218 www.alsglobal.com

To: **SILVER RANGE RESOURCES LTD.**
C/O ARCHER, CATHRO & ASSOCIATES (1981) LIMITED
1016-510 W HASTINGS ST
VANCOUVER BC V6B 1L8

Finalized Date: 15-JUL-2012
Account: RANSIL

Project: Keg-Main-Group 1

CERTIFICATE OF ANALYSIS WH12147483

Sample Description	Method	ME-MS61	ME-MS61	ME-MS61	ME-MS61	ME-MS61	ME-MS61	ME-MS61	ME-MS61	ME-MS61	ME-MS61	ME-MS61	ME-MS61	ME-MS61	ME-MS61	ME-MS61
	Analyte	Cu	Fe	Ga	Ge	Hf	In	K	La	Li	Mg	Mn	Mo	Na	Nb	Ni
	Units	ppm	%	ppm	ppm	ppm	ppm	%	ppm	ppm	%	ppm	ppm	%	ppm	ppm
	LOR	0.2	0.01	0.05	0.05	0.1	0.005	0.01	0.5	0.2	0.01	5	0.05	0.01	0.1	0.2
K284231		42.4	2.26	13.15	0.14	2.2	0.098	1.97	24.0	32.0	2.65	976	6.99	0.34	8.3	36.9
K284232		69.1	2.32	12.80	0.18	2.3	0.119	3.01	31.3	37.8	2.19	857	5.79	0.27	9.1	37.8
K284233		81.8	2.63	12.70	0.18	2.2	0.614	3.31	30.3	28.4	2.52	948	3.06	0.30	9.1	47.8
K284234		1875	6.01	12.15	0.32	1.3	24.5	1.46	22.0	28.9	2.12	2660	15.35	0.16	7.3	46.6
K284235		64.1	2.25	12.15	0.17	2.1	0.082	2.72	28.8	28.0	2.68	634	6.38	0.54	8.3	44.4
K284236		113.0	2.19	11.35	0.16	2.0	0.105	2.41	26.3	31.5	1.96	749	25.4	0.16	7.9	53.6
K284237		87.5	2.45	14.20	0.21	2.4	0.106	2.74	29.7	34.5	1.48	520	22.2	0.34	8.7	60.3
K284238		96.3	2.32	11.00	0.17	2.0	0.242	2.43	28.4	33.0	1.76	923	8.66	0.18	8.5	37.3
K284239		88.5	2.19	10.75	0.17	1.9	0.183	2.89	27.0	30.9	1.62	976	8.38	0.19	8.7	41.2
K284240		45.6	2.46	10.90	0.15	1.9	0.204	1.55	25.1	40.8	0.99	385	10.30	0.05	7.3	36.8
K284241		99.4	1.52	8.61	0.17	1.6	0.071	2.84	24.4	23.3	1.43	635	24.2	0.26	7.0	58.0
K284242		63.7	2.32	12.50	0.16	2.0	0.117	1.68	26.6	41.7	1.42	835	68.9	0.06	8.6	79.8
K284243		101.0	1.84	13.10	0.20	2.3	0.076	4.32	29.9	44.0	0.95	267	62.0	0.15	11.0	119.5
K284244		107.0	1.91	13.00	0.22	2.2	0.070	3.34	31.8	30.2	1.40	312	16.50	0.26	10.8	84.3
K284413		99.5	1.90	12.00	0.19	2.1	0.066	3.27	31.4	29.3	1.39	302	14.85	0.25	10.0	79.1
K284245		129.0	2.43	12.15	0.21	2.1	0.102	2.63	28.8	43.3	2.20	525	25.8	0.56	9.5	60.2
K284246		110.5	1.86	9.89	0.15	1.7	0.040	1.89	22.8	44.7	1.86	517	9.21	0.30	7.7	42.5
K284247		122.5	1.91	9.95	0.17	1.5	0.067	2.21	18.5	73.8	1.98	464	5.73	0.31	7.3	42.5
K284248		64.5	1.62	8.69	0.14	1.4	0.045	2.38	18.6	57.5	2.23	619	2.95	0.43	6.8	30.0
K284249		59.7	1.65	9.11	0.14	1.6	0.039	2.52	19.2	62.6	2.18	546	2.48	0.51	8.3	29.1
K284250		57.6	1.58	7.64	0.14	1.4	0.053	2.03	17.8	28.2	2.04	437	5.88	0.39	6.0	32.7
K284251		1.7	0.66	0.34	0.05	<0.1	<0.005	0.05	0.5	1.5	12.80	233	0.17	0.01	0.3	2.7
K284252		68.2	1.78	9.40	0.16	1.8	0.040	2.64	21.3	36.9	2.64	571	6.65	0.39	7.5	42.3
K284253		39.0	1.28	6.28	0.13	1.2	0.025	1.38	17.1	12.7	1.81	374	5.02	0.41	4.7	24.6
K284254		58.6	1.44	8.74	0.13	1.4	0.030	1.93	17.7	20.1	2.20	397	6.85	0.28	6.2	37.3
K284255		69.4	1.59	9.01	0.14	1.5	0.025	2.06	19.3	15.0	2.02	350	6.96	0.40	6.8	38.3
K284256		88.8	1.87	9.59	0.12	1.6	0.090	1.75	21.9	20.0	1.93	707	5.14	0.32	7.1	35.6
K284257		83.6	1.93	11.90	0.18	2.0	0.046	2.73	24.9	26.7	2.23	444	7.78	0.57	9.0	60.3
K284258		2.1	0.43	0.29	0.05	<0.1	<0.005	0.04	0.7	1.1	13.00	191	0.12	0.01	0.3	2.0
K284259		87.1	2.12	12.50	0.17	1.8	0.110	2.58	28.0	29.0	1.99	581	10.75	0.48	8.5	54.0
K284260		89.7	1.97	9.46	0.15	1.8	0.068	2.81	27.0	20.6	2.13	525	16.75	0.45	8.0	48.5
K284261		50.0	1.96	10.30	0.13	1.7	0.097	1.73	21.8	40.1	3.05	1110	6.14	0.29	7.7	40.3
K284262		121.0	2.20	12.00	0.15	2.0	0.122	2.57	29.0	27.8	2.31	695	10.05	0.51	9.2	53.3
K284263		778	3.45	11.05	0.21	1.5	2.12	1.91	24.7	38.1	2.28	1750	15.25	0.24	8.7	46.7
K284264		60.4	2.00	10.20	0.13	1.7	0.103	2.02	25.1	50.8	2.04	676	28.9	0.25	7.7	56.7
K284265		57.8	2.22	11.10	0.13	2.0	0.088	1.44	24.1	61.7	1.97	736	21.9	0.14	8.0	57.8

***** See Appendix Page for comments regarding this certificate *****

ALS Canada Ltd.
2103 Dollarton Hwy
North Vancouver BC V7H 0A7
Phone: 604 984 0221 Fax: 604 984 0218 www.alsglobal.com

To: **SILVER RANGE RESOURCES LTD.**
C/O ARCHER, CATHRO & ASSOCIATES (1981) LIMITED
1016-510 W HASTINGS ST
VANCOUVER BC V6B 1L8

Finalized Date: 15-JUL-2012
Account: RANSIL

Project: Keg-Main-Group 1

CERTIFICATE OF ANALYSIS WH12147483

Sample Description	Method	ME-MS61	ME-MS61	ME-MS61	ME-MS61	ME-MS61	ME-MS61	ME-MS61	ME-MS61	ME-MS61	ME-MS61	ME-MS61	ME-MS61	ME-MS61	ME-MS61	ME-MS61
	Analyte	P	Pb	Rb	Re	S	Sb	Sc	Se	Sn	Sr	Ta	Te	Th	Ti	Tl
	Units	ppm	ppm	ppm	ppm	%	ppm	ppm	ppm	ppm	ppm	ppm	ppm	ppm	%	ppm
	LOR	10	0.5	0.1	0.002	0.01	0.05	0.1	1	0.2	0.2	0.05	0.05	0.2	0.005	0.02
K284231		1650	16.3	102.5	0.010	0.44	3.91	7.8	6	40.8	226	0.62	<0.05	5.6	0.280	0.98
K284232		2550	28.1	141.5	0.009	0.54	6.45	8.8	8	53.9	240	0.68	<0.05	6.7	0.332	1.35
K284233		2030	6.6	169.0	0.007	0.63	3.55	9.5	8	49.4	313	0.67	<0.05	6.4	0.319	1.37
K284234		840	1465	66.9	0.018	2.84	7.96	6.2	59	230	161.5	0.54	0.44	4.9	0.255	0.57
K284235		2430	13.0	131.0	0.012	0.74	2.20	8.8	14	33.7	280	0.63	0.05	6.3	0.298	1.19
K284236		2040	12.1	113.5	0.027	0.49	6.14	7.7	8	34.4	238	0.59	<0.05	5.6	0.273	1.02
K284237		3100	26.6	132.0	0.024	0.60	6.48	9.8	19	27.7	249	0.68	0.05	6.9	0.318	1.35
K284238		2520	33.4	128.0	0.013	0.74	10.15	8.5	11	53.8	255	0.61	0.05	7.3	0.283	1.13
K284239		1970	18.5	147.0	0.013	0.86	10.95	9.3	11	57.3	321	0.59	0.05	7.6	0.297	1.35
K284240		4240	25.7	74.9	0.009	0.28	14.30	8.1	8	52.6	126.0	0.54	<0.05	6.5	0.260	0.75
K284241		2950	22.2	143.0	0.044	0.36	2.96	8.1	13	15.6	256	0.51	0.05	6.3	0.223	1.25
K284242		2210	49.4	86.8	0.102	0.27	4.98	9.5	7	48.0	135.0	0.59	<0.05	7.0	0.273	0.74
K284243		2840	58.4	217	0.085	0.46	6.75	11.7	13	17.7	311	0.78	0.08	9.8	0.373	1.96
K284244		2760	53.2	161.0	0.030	0.63	6.87	11.8	17	30.7	294	0.74	0.09	9.1	0.360	1.46
K284413		2680	51.1	157.0	0.027	0.63	7.03	11.1	17	30.4	288	0.71	0.08	9.3	0.354	1.47
K284245		1780	33.3	125.5	0.026	1.02	3.59	10.1	17	24.2	301	0.66	0.08	8.3	0.325	1.13
K284246		1510	9.6	92.3	0.014	0.69	3.03	7.9	10	15.9	305	0.53	0.06	6.4	0.251	0.87
K284247		1090	13.0	111.0	0.012	0.82	4.23	8.0	13	18.6	227	0.51	<0.05	6.0	0.239	0.97
K284248		670	16.3	116.5	0.006	0.51	3.07	7.1	9	19.2	286	0.48	0.05	6.2	0.235	1.14
K284249		520	6.5	131.0	0.005	0.48	3.02	8.1	7	24.1	241	0.59	<0.05	7.2	0.262	1.13
K284250		1480	15.3	95.0	0.009	0.58	3.06	7.1	11	13.2	261	0.43	0.05	5.7	0.205	0.93
K284251		200	1.4	2.1	<0.002	0.01	<0.05	0.3	1	<0.2	43.4	<0.05	<0.05	<0.2	0.005	<0.02
K284252		1290	9.9	115.0	0.012	0.56	3.09	9.0	12	15.9	344	0.55	0.05	7.1	0.263	1.02
K284253		2570	15.9	64.6	0.007	0.46	1.57	5.1	10	7.5	257	0.35	<0.05	4.4	0.170	0.63
K284254		1370	7.3	98.9	0.014	0.49	2.08	7.5	10	10.3	222	0.44	0.05	5.9	0.213	0.95
K284255		2890	27.3	101.0	0.013	0.65	1.56	7.3	13	12.9	229	0.47	0.05	5.8	0.227	0.94
K284256		1380	5.6	88.2	0.010	0.63	3.44	7.5	8	31.4	239	0.52	<0.05	6.4	0.238	0.79
K284257		1320	9.7	135.0	0.015	0.78	4.74	10.6	17	19.8	320	0.62	0.06	7.7	0.296	1.29
K284258		210	1.3	1.7	<0.002	0.01	<0.05	0.3	1	0.2	50.9	<0.05	<0.05	<0.2	<0.005	<0.02
K284259		2190	21.0	126.0	0.017	0.75	5.97	9.4	13	49.7	316	0.59	0.06	7.3	0.284	1.17
K284260		1820	59.1	135.5	0.019	0.67	2.83	8.3	14	25.7	292	0.58	0.05	7.2	0.279	1.16
K284261		1870	6.8	85.2	0.010	0.35	3.28	8.1	6	55.5	222	0.54	<0.05	6.5	0.247	0.75
K284262		1680	9.3	129.0	0.019	0.75	3.20	10.2	12	39.2	318	0.65	<0.05	8.4	0.316	1.09
K284263		1150	1030	92.9	0.018	1.06	7.64	8.0	26	149.0	215	0.60	0.26	7.0	0.281	0.84
K284264		2560	35.3	95.8	0.035	0.52	3.52	7.8	7	40.9	254	0.56	<0.05	6.9	0.262	0.91
K284265		2080	11.2	78.7	0.060	0.30	3.67	8.9	9	55.7	221	0.57	<0.05	6.9	0.259	0.77

***** See Appendix Page for comments regarding this certificate *****

ALS Canada Ltd.
2103 Dollarton Hwy
North Vancouver BC V7H 0A7
Phone: 604 984 0221 Fax: 604 984 0218 www.alsglobal.com

To: **SILVER RANGE RESOURCES LTD.**
C/O ARCHER, CATHRO & ASSOCIATES (1981) LIMITED
1016-510 W HASTINGS ST
VANCOUVER BC V6B 1L8

Finalized Date: 15-JUL-2012
Account: RANSIL

Project: Keg-Main-Group 1

CERTIFICATE OF ANALYSIS WH12147483

Sample Description	Method	ME-MS61	ME-MS61	ME-MS61	ME-MS61	ME-MS61	ME-MS61	Zn-OG62
	Analyte	U	V	W	Y	Zn	Zr	Zn
	Units	ppm	ppm	ppm	ppm	ppm	ppm	%
	LOR	0.1	1	0.1	0.1	2	0.5	0.001
K284231		3.3	127	1.6	27.9	120	73.9	
K284232		4.4	124	1.6	37.4	278	75.8	
K284233		3.9	114	0.9	37.7	1550	73.5	
K284234		3.1	108	4.3	22.3	>10000	41.2	1.400
K284235		4.0	131	1.0	34.3	227	70.7	
K284236		5.5	237	2.0	32.7	295	70.4	
K284237		5.9	223	1.6	36.6	520	83.5	
K284238		4.8	123	2.2	33.4	821	67.9	
K284239		4.1	130	1.6	31.1	548	69.7	
K284240		7.3	128	4.6	32.2	639	67.4	
K284241		7.9	208	1.6	31.9	409	62.8	
K284242		9.5	682	2.4	35.1	631	73.6	
K284243		10.6	676	3.9	25.9	655	83.2	
K284244		6.1	226	2.9	33.1	405	84.6	
K284413		6.1	222	2.7	30.6	365	78.5	
K284245		5.8	389	1.3	32.4	474	77.6	
K284246		3.7	128	1.1	25.4	80	63.7	
K284247		2.9	105	1.1	22.8	199	58.3	
K284248		2.3	70	0.9	18.0	136	51.5	
K284249		2.3	73	1.0	22.2	69	59.3	
K284250		3.2	108	0.8	21.6	194	50.2	
K284251		0.5	5	0.1	0.8	14	<0.5	
K284252		3.4	132	1.0	24.5	125	64.9	
K284253		3.1	79	0.7	19.4	55	41.7	
K284254		3.7	130	0.9	18.8	97	53.5	
K284255		3.9	119	1.0	22.5	78	57.7	
K284256		3.4	99	1.2	23.2	182	55.3	
K284257		3.7	139	1.2	27.7	138	76.7	
K284258		0.6	5	0.1	0.9	17	0.5	
K284259		4.4	157	1.5	31.1	230	67.8	
K284260		4.7	239	1.3	29.6	257	64.7	
K284261		3.6	108	1.7	27.3	190	61.5	
K284262		4.7	163	1.5	30.4	428	73.0	
K284263		3.7	137	3.5	27.1	3120	54.5	
K284264		6.1	308	1.9	28.2	346	59.7	
K284265		6.2	415	2.6	30.3	361	75.6	

***** See Appendix Page for comments regarding this certificate *****

ALS Canada Ltd.
2103 Dollarton Hwy
North Vancouver BC V7H 0A7
Phone: 604 984 0221 Fax: 604 984 0218 www.alsglobal.com

To: **SILVER RANGE RESOURCES LTD.**
C/O ARCHER, CATHRO & ASSOCIATES (1981) LIMITED
1016-510 W HASTINGS ST
VANCOUVER BC V6B 1L8

Finalized Date: 15-JUL-2012
Account: RANSIL

Project: Keg-Main-Group 1

CERTIFICATE OF ANALYSIS WH12147483

Method	CERTIFICATE COMMENTS
ME-MS61	Interference: Ca>10% on ICP-MS As, ICP-AES results shown.
ME-MS61	REE's may not be totally soluble in this method.

ALS Canada Ltd.

2103 Dollarton Hwy
North Vancouver BC V7H 0A7
Phone: 604 984 0221 Fax: 604 984 0218 www.alsglobal.com

To: **SILVER RANGE RESOURCES LTD.**
C/O ARCHER, CATHRO & ASSOCIATES (1981) LIMITED
1016-510 W HASTINGS ST
VANCOUVER BC V6B 1L8

Finalized Date: 19-JUL-2012
Account: RANSIL

CERTIFICATE WH12147484

Project: Keg-Main-Group 1

P.O. No.: Batch 12

This report is for 36 Drill Core samples submitted to our lab in Whitehorse, YT, Canada on 26-JUN-2012.

The following have access to data associated with this certificate:

MATT DUMALA	JOAN MARIACHER	

SAMPLE PREPARATION

ALS CODE	DESCRIPTION
WEI-21	Received Sample Weight
LOG-22	Sample login - Rcd w/o BarCode
CRU-31	Fine crushing - 70%<2mm
CRU-QC	Crushing QC Test
SPL-21	Split sample - riffle splitter
PUL-QC	Pulverizing QC Test
PUL-31	Pulverize split to 85%<75 um
LOG-22d	Sample login - Rcd w/o BarCode dup
SPL-21d	Split sample - duplicate
PUL-31d	Pulverize Split - duplicate
LOG-23	Pulp Login - Rcvd with Barcode

ANALYTICAL PROCEDURES

ALS CODE	DESCRIPTION	INSTRUMENT
Au-AA24	Au 50g FA AA finish	AAS
ME-OG62	Ore Grade Elements - Four Acid	ICP-AES
Sn-XRF05	Sn-Trace Level XRF Analysis	XRF
ME-MS61	48 element four acid ICP-MS	
Zn-OG62	Ore Grade Zn - Four Acid	VARIABLE

To: **SILVER RANGE RESOURCES LTD.**
ATTN: JOAN MARIACHER
C/O ARCHER, CATHRO & ASSOCIATES (1981) LIMITED
1016-510 W HASTINGS ST
VANCOUVER BC V6B 1L8

This is the Final Report and supersedes any preliminary report with this certificate number. Results apply to samples as submitted. All pages of this report have been checked and approved for release.

***** See Appendix Page for comments regarding this certificate *****

Signature: 

Colin Ramshaw, Vancouver Laboratory Manager

ALS Canada Ltd.
2103 Dollarton Hwy
North Vancouver BC V7H 0A7
Phone: 604 984 0221 Fax: 604 984 0218 www.alsglobal.com

To: **SILVER RANGE RESOURCES LTD.**
C/O ARCHER, CATHRO & ASSOCIATES (1981) LIMITED
1016-510 W HASTINGS ST
VANCOUVER BC V6B 1L8

Finalized Date: 19-JUL-2012
Account: RANSIL

Project: Keg-Main-Group 1

CERTIFICATE OF ANALYSIS WH12147484

Sample Description	Method	WEI-21	Au-AA24	Sn-XRF05	ME-MS61	ME-MS61	ME-MS61	ME-MS61	ME-MS61	ME-MS61	ME-MS61	ME-MS61	ME-MS61	ME-MS61	ME-MS61	ME-MS61
	Analyte	Recvd Wt.	Au	Sn	Ag	Al	As	Ba	Be	Bi	Ca	Cd	Ce	Co	Cr	Cs
	Units	kg	ppm	ppm	ppm	%	ppm	ppm	ppm	ppm	%	ppm	ppm	ppm	ppm	ppm
	LOR	0.02	0.005	5	0.01	0.01	0.2	10	0.05	0.01	0.01	0.02	0.01	0.1	1	0.05
K284266		2.22	<0.005	47	0.17	1.54	21	430	0.80	0.44	19.85	1.14	32.9	3.5	34	1.17
K284267		2.57	<0.005	68	0.14	2.62	33	950	1.27	0.69	17.40	0.72	34.8	3.5	45	1.73
K284268		4.76	<0.005	97	0.15	5.49	30.6	3430	1.39	0.54	7.68	8.94	49.7	7.3	76	18.00
K284269		4.75	<0.005	87	0.12	4.89	31.3	3060	1.36	0.57	9.16	58.9	45.5	6.8	72	12.75
K284270		7.02	<0.005	73	0.08	4.26	18.5	2470	1.13	0.39	9.58	7.43	43.4	5.3	60	8.14
K284271		0.24	0.014	266	24.2	4.09	1030	330	0.96	86.9	8.40	301	44.5	12.1	58	4.50
K284272		7.41	<0.005	109	0.09	3.56	25	920	1.02	0.25	12.90	1.90	38.0	4.9	48	7.95
K284273		6.95	<0.005	64	0.15	4.91	23.1	2110	1.32	0.71	7.44	0.85	45.5	6.5	76	4.26
K284274		7.26	<0.005	119	0.10	4.08	35	1150	0.98	0.19	10.85	2.78	43.0	5.1	50	3.83
K284275		7.63	<0.005	49	0.08	4.68	52.7	1710	1.15	0.35	8.98	8.35	46.7	5.5	72	15.80
K284276		7.13	<0.005	61	0.12	4.74	30.7	1540	1.14	0.64	6.09	1.24	49.4	8.0	71	6.90
K284277		6.96	<0.005	<5	<0.01	0.09	7	20	0.06	0.02	20.5	0.09	1.44	1.3	3	0.16
K284278		7.16	<0.005	38	0.38	4.59	20.3	1660	1.33	1.45	6.00	2.25	48.7	7.2	75	7.39
K284279		7.41	<0.005	22	0.28	4.36	16.3	1310	1.12	1.03	6.96	5.10	48.6	6.4	72	7.22
K284280		7.79	<0.005	48	0.27	4.67	36.6	1290	1.19	1.00	7.60	5.14	52.0	6.6	78	3.50
K284281		7.10	<0.005	101	0.81	4.46	132.0	1410	1.10	0.62	8.05	26.2	48.1	6.5	61	8.65
K284282		7.62	<0.005	66	0.52	4.97	20.3	1300	1.23	3.25	5.34	8.37	50.3	7.4	74	9.97
K284283		3.39	<0.005	71	0.50	4.70	19.3	1340	1.12	2.91	5.45	14.10	50.0	7.5	71	9.42
K284284		3.69	<0.005	51	1.01	4.41	23.4	1050	1.20	14.65	6.81	41.3	46.7	6.4	63	7.84
K284285		5.10	<0.005	42	0.73	4.76	28.7	2060	1.29	6.94	6.78	3.31	49.5	5.4	76	6.76
K284286		4.64	<0.005	54	1.75	4.07	13.9	260	1.25	4.80	8.68	92.9	43.8	8.9	66	9.16
K284287		2.44	<0.005	39	0.29	5.03	34.3	1880	1.22	3.56	6.81	9.78	52.9	6.2	90	5.88
K284288		8.62	<0.005	38	0.27	4.27	88.6	1450	1.12	3.22	6.19	30.8	43.4	7.3	74	5.97
K284289		<0.02	<0.005	34	0.28	4.27	83.0	1470	1.13	3.26	6.32	31.1	43.0	7.1	76	5.98
K284290		7.39	<0.005	24	0.25	3.85	96.7	1540	1.09	2.74	5.87	29.7	39.5	6.0	75	6.26
K284291		7.44	<0.005	13	0.23	6.79	24.4	1060	1.24	3.16	4.36	5.69	43.7	6.6	56	11.95
K284292		7.42	<0.005	21	0.48	4.45	33.6	1460	1.50	9.19	6.52	3.23	48.0	7.0	68	4.06
K284293		0.24	0.006	178	35.1	4.13	415	320	1.14	121.0	7.14	172.5	39.5	8.6	66	5.87
K284294		7.12	<0.005	10	0.41	4.05	30.8	1210	1.29	9.26	5.14	1.50	42.2	6.8	92	3.77
K284295		7.35	0.059	12	0.49	4.09	135.0	1140	1.30	11.15	5.70	0.49	41.5	7.2	82	4.51
K284296		3.46	<0.005	22	0.23	4.79	32.4	1550	1.40	1.05	6.89	1.67	48.6	7.2	74	5.55
K284297		4.25	<0.005	40	0.71	4.03	11	510	1.21	0.50	10.20	0.36	44.1	10.9	64	4.08
K284298		7.77	<0.005	27	0.36	5.10	18.3	1850	1.44	0.93	7.08	4.59	45.8	7.9	71	10.20
K284299		6.78	<0.005	<5	<0.01	0.05	5	20	0.06	0.04	21.5	0.06	1.26	1.3	1	0.14
K284300		6.79	<0.005	17	0.23	4.98	33.8	1160	1.58	0.85	7.14	6.91	50.9	7.7	75	9.23
K284301		7.62	<0.005	31	0.27	4.77	35.3	1660	1.39	0.66	7.57	8.59	48.0	7.1	71	6.76

***** See Appendix Page for comments regarding this certificate *****

ALS Canada Ltd.
2103 Dollarton Hwy
North Vancouver BC V7H 0A7
Phone: 604 984 0221 Fax: 604 984 0218 www.alsglobal.com

To: **SILVER RANGE RESOURCES LTD.**
C/O ARCHER, CATHRO & ASSOCIATES (1981) LIMITED
1016-510 W HASTINGS ST
VANCOUVER BC V6B 1L8

Finalized Date: 19-JUL-2012
Account: RANSIL

Project: Keg-Main-Group 1

CERTIFICATE OF ANALYSIS WH12147484

Sample Description	Method	ME-MS61	ME-MS61	ME-MS61	ME-MS61	ME-MS61	ME-MS61	ME-MS61	ME-MS61	ME-MS61	ME-MS61	ME-MS61	ME-MS61	ME-MS61	ME-MS61	ME-MS61
	Analyte	Cu	Fe	Ga	Ge	Hf	In	K	La	Li	Mg	Mn	Mo	Na	Nb	Ni
	Units	ppm	%	ppm	ppm	ppm	ppm	%	ppm	ppm	%	ppm	ppm	%	ppm	ppm
	LOR	0.2	0.01	0.05	0.05	0.1	0.005	0.01	0.5	0.2	0.01	5	0.05	0.01	0.1	0.2
K284266		19.1	1.49	4.84	0.05	1.1	0.076	0.87	18.6	38.5	1.03	1640	2.70	0.04	4.4	21.3
K284267		17.3	1.23	7.43	0.06	1.3	0.073	0.92	19.7	29.7	0.69	1560	2.97	0.04	5.3	17.0
K284268		79.6	1.98	13.45	0.13	2.1	0.292	2.64	26.6	45.5	2.08	1040	4.58	0.37	10.5	52.0
K284269		59.7	2.17	10.95	0.10	1.8	1.755	1.62	24.5	38.5	2.30	1320	6.99	0.21	9.2	43.0
K284270		58.4	1.80	10.40	0.09	1.7	0.221	1.55	23.8	34.9	1.47	989	3.75	0.13	8.0	32.4
K284271		1840	5.97	11.80	0.35	1.3	23.0	1.42	23.8	34.7	2.13	2630	16.45	0.17	8.6	45.5
K284272		64.8	1.90	10.05	0.06	1.4	0.122	1.23	21.2	54.3	1.52	1060	4.22	0.19	7.1	29.6
K284273		87.3	1.97	11.70	0.11	2.0	0.071	2.50	24.0	66.6	1.74	748	7.61	0.35	9.3	47.2
K284274		82.0	2.15	10.60	0.08	1.6	0.141	1.29	22.8	88.0	1.82	1360	5.31	0.15	8.0	29.8
K284275		46.2	1.97	10.85	0.09	1.9	0.256	2.12	24.7	36.6	2.52	1040	9.05	0.38	9.3	40.3
K284276		85.3	2.26	11.05	0.14	2.0	0.087	3.32	25.4	26.0	2.67	936	7.37	0.38	8.8	54.5
K284277		2.1	0.43	0.40	0.18	<0.1	0.005	0.03	0.7	1.9	12.60	189	0.27	0.01	0.5	1.4
K284278		82.2	1.93	10.55	0.15	1.8	0.080	2.83	26.3	23.3	2.16	618	23.6	0.35	8.7	64.7
K284279		81.6	1.89	9.63	0.12	2.1	0.118	2.59	26.5	25.1	2.08	536	19.70	0.36	8.9	53.5
K284280		107.5	2.04	11.25	0.12	2.1	0.170	3.01	27.7	49.0	1.95	624	47.4	0.35	9.5	60.2
K284281		412	2.61	11.45	0.12	1.8	0.749	2.12	24.9	73.2	2.33	879	12.00	0.23	9.5	43.5
K284282		242	2.58	11.15	0.14	2.2	0.286	2.90	25.9	26.2	1.81	617	41.4	0.39	10.8	57.5
K284283		232	2.55	10.60	0.14	2.2	0.409	2.74	25.6	26.3	1.79	640	42.7	0.31	10.1	54.4
K284284		279	3.13	10.60	0.15	1.9	1.590	1.95	24.0	39.4	2.25	688	13.20	0.23	9.0	46.8
K284285		193.0	2.40	11.60	0.13	1.9	0.168	2.24	26.2	31.3	2.40	661	13.95	0.27	9.3	43.5
K284286		606	5.46	12.25	0.15	1.7	3.66	1.12	24.5	38.8	3.35	941	7.52	0.20	7.9	51.0
K284287		173.0	2.54	11.90	0.13	2.0	0.356	2.65	31.7	25.6	2.20	633	10.10	0.27	9.4	50.9
K284288		167.0	2.59	10.65	0.13	1.7	1.045	2.57	23.5	17.8	2.36	606	7.51	0.26	8.0	40.0
K284289		166.0	2.64	10.75	0.13	1.7	1.065	2.57	23.5	18.2	2.39	615	7.52	0.26	8.0	39.7
K284290		134.0	2.51	9.10	0.12	1.5	0.882	2.39	21.6	15.6	2.36	558	11.70	0.21	7.4	38.6
K284291		116.5	2.36	13.45	0.26	2.6	0.154	3.61	24.8	43.8	2.02	349	6.74	0.76	7.1	40.6
K284292		192.0	2.72	10.25	0.16	1.7	0.138	2.54	28.0	23.7	2.69	599	7.44	0.23	8.4	36.0
K284293		1085	5.26	11.25	0.34	1.2	8.35	1.68	21.6	34.7	2.17	1870	13.25	0.19	7.7	45.7
K284294		178.5	2.49	9.46	0.14	1.6	0.062	2.18	25.4	19.3	2.21	396	17.35	0.22	7.3	45.1
K284295		188.5	2.49	9.47	0.14	1.5	0.033	2.24	24.5	24.0	2.28	446	10.75	0.23	7.4	42.9
K284296		144.5	2.34	11.75	0.13	1.8	0.083	3.00	30.0	29.8	2.59	652	10.05	0.26	9.0	48.8
K284297		408	4.17	11.65	0.16	1.5	0.075	2.27	27.5	65.1	4.19	1080	10.30	0.12	7.8	39.3
K284298		179.5	2.71	12.15	0.15	1.8	0.162	3.12	25.9	28.3	2.68	715	17.00	0.29	10.0	45.7
K284299		2.8	0.42	0.20	<0.05	<0.1	<0.005	0.03	0.6	1.1	13.00	191	0.21	<0.01	0.4	3.4
K284300		113.5	2.31	10.60	0.15	2.0	0.230	2.99	28.5	21.6	2.30	527	20.1	0.29	10.0	54.7
K284301		174.0	2.44	10.95	0.14	1.8	0.300	3.13	28.2	29.5	2.99	729	11.40	0.25	9.3	56.1

***** See Appendix Page for comments regarding this certificate *****

ALS Canada Ltd.
2103 Dollarton Hwy
North Vancouver BC V7H 0A7
Phone: 604 984 0221 Fax: 604 984 0218 www.alsglobal.com

To: **SILVER RANGE RESOURCES LTD.**
C/O ARCHER, CATHRO & ASSOCIATES (1981) LIMITED
1016-510 W HASTINGS ST
VANCOUVER BC V6B 1L8

Finalized Date: 19-JUL-2012
Account: RANSIL

Project: Keg-Main-Group 1

CERTIFICATE OF ANALYSIS WH12147484

Sample Description	Method	ME-MS61	ME-MS61	ME-MS61	ME-MS61	ME-MS61	ME-MS61	ME-MS61	ME-MS61	ME-MS61	ME-MS61	ME-MS61	ME-MS61	ME-MS61	ME-MS61	ME-MS61
	Analyte	P	Pb	Rb	Re	S	Sb	Sc	Se	Sn	Sr	Ta	Te	Th	Ti	Tl
	Units	ppm	ppm	ppm	ppm	%	ppm	ppm	ppm	ppm	ppm	ppm	ppm	ppm	%	ppm
	LOR	10	0.5	0.1	0.002	0.01	0.05	0.1	1	0.2	0.2	0.05	0.05	0.2	0.005	0.02
K284266		1320	10.3	44.1	0.008	0.37	7.88	5.0	5	45.0	198.5	0.33	<0.05	3.7	0.147	0.50
K284267		1490	5.7	45.5	0.007	0.12	3.70	7.0	4	67.1	213	0.39	<0.05	4.2	0.171	0.44
K284268		1530	5.4	141.0	0.009	0.52	3.59	10.6	8	96.3	492	0.74	<0.05	8.4	0.343	1.27
K284269		1950	3.6	81.7	0.010	0.78	5.48	8.9	8	77.6	414	0.67	<0.05	7.4	0.314	0.71
K284270		2000	3.7	77.1	0.007	0.49	5.49	7.3	6	70.7	383	0.61	<0.05	6.7	0.277	0.72
K284271		850	1455	79.2	0.019	2.77	8.37	6.0	57	226	165.5	0.56	0.55	6.1	0.265	0.63
K284272		1590	3.3	61.6	0.007	0.42	4.92	6.2	5	103.0	265	0.52	<0.05	5.7	0.243	0.57
K284273		2090	5.9	123.5	0.011	0.56	6.79	8.9	9	61.5	294	0.69	<0.05	7.8	0.321	1.18
K284274		1680	2.9	62.1	0.007	0.43	7.37	6.7	4	120.0	198.5	0.58	<0.05	6.2	0.270	0.57
K284275		1780	4.9	109.5	0.010	0.38	4.43	8.1	5	47.0	304	0.67	<0.05	7.5	0.313	0.97
K284276		1600	6.3	167.5	0.012	0.74	3.65	8.7	10	59.5	235	0.65	<0.05	7.6	0.297	1.68
K284277		200	1.3	1.5	<0.002	0.02	0.06	0.3	1	0.6	46.5	<0.05	<0.05	<0.2	<0.005	<0.02
K284278		1840	17.7	139.5	0.015	0.63	3.29	9.0	9	33.7	376	0.62	<0.05	7.5	0.291	1.30
K284279		2680	10.3	127.0	0.014	0.64	3.25	8.0	9	22.9	278	0.68	<0.05	7.8	0.296	1.25
K284280		2840	8.5	141.0	0.028	0.79	5.13	8.4	8	47.2	245	0.71	<0.05	7.8	0.317	1.32
K284281		1520	5.8	108.5	0.009	1.02	6.23	7.5	8	92.4	278	0.71	<0.05	7.5	0.316	0.98
K284282		1360	12.7	141.0	0.024	1.18	5.19	8.4	10	63.6	279	0.76	0.08	8.2	0.349	1.31
K284283		1390	15.3	131.0	0.026	1.14	5.44	7.8	9	66.3	275	0.77	0.08	7.8	0.331	1.24
K284284		1440	27.3	96.6	0.017	1.53	12.35	7.6	12	43.7	302	0.70	0.49	7.0	0.298	0.94
K284285		2540	21.6	105.0	0.012	1.05	9.39	8.1	9	33.7	372	0.71	0.16	7.7	0.308	1.04
K284286		3480	38.1	54.4	0.011	3.12	6.05	7.6	20	37.8	251	0.60	0.16	6.1	0.267	0.52
K284287		3990	11.9	120.0	0.014	1.17	5.13	9.2	9	35.3	310	0.67	0.07	7.8	0.307	1.12
K284288		2530	8.3	108.5	0.011	1.21	2.74	7.9	10	28.2	228	0.60	0.06	6.7	0.274	0.96
K284289		2630	8.9	109.0	0.011	1.21	2.73	8.0	10	28.8	229	0.58	0.06	6.7	0.275	0.95
K284290		2910	7.1	106.5	0.013	1.13	3.19	7.1	10	21.3	215	0.53	0.07	6.1	0.247	0.94
K284291		2470	12.0	190.0	0.009	1.08	3.21	9.3	12	11.5	380	0.77	0.08	10.5	0.246	1.84
K284292		2950	17.6	99.9	0.011	1.20	7.39	8.7	9	16.1	276	0.62	0.14	6.9	0.284	0.94
K284293		1170	2650	79.3	0.012	2.65	11.35	7.7	54	131.5	183.5	0.54	0.48	5.8	0.251	0.87
K284294		4070	19.1	85.9	0.020	1.10	5.51	8.3	11	10.3	270	0.55	0.25	6.2	0.250	0.82
K284295		3340	15.9	98.3	0.016	1.11	40.3	8.4	11	12.0	267	0.55	0.23	6.3	0.257	0.98
K284296		3400	5.4	140.5	0.013	1.00	4.39	9.4	8	19.1	283	0.66	<0.05	7.4	0.295	1.36
K284297		4220	4.6	111.5	0.011	1.85	6.30	7.6	9	31.7	218	0.56	<0.05	6.0	0.262	1.08
K284298		2170	8.1	142.0	0.014	1.19	4.19	9.5	9	23.2	326	0.73	<0.05	7.2	0.326	1.38
K284299		210	1.6	1.3	<0.002	0.01	<0.05	0.2	1	<0.2	48.1	<0.05	<0.05	<0.2	<0.005	<0.02
K284300		2330	8.1	133.0	0.019	0.92	4.86	9.6	11	15.1	291	0.77	<0.05	7.8	0.333	1.29
K284301		3200	5.3	142.5	0.012	0.96	4.05	9.1	7	22.8	292	0.73	<0.05	7.5	0.314	1.39

***** See Appendix Page for comments regarding this certificate *****

ALS Canada Ltd.
2103 Dollarton Hwy
North Vancouver BC V7H 0A7
Phone: 604 984 0221 Fax: 604 984 0218 www.alsglobal.com

To: **SILVER RANGE RESOURCES LTD.**
C/O ARCHER, CATHRO & ASSOCIATES (1981) LIMITED
1016-510 W HASTINGS ST
VANCOUVER BC V6B 1L8

Finalized Date: 19-JUL-2012
Account: RANSIL

Project: Keg-Main-Group 1

CERTIFICATE OF ANALYSIS WH12147484

Sample Description	Method	ME-MS61	ME-MS61	ME-MS61	ME-MS61	ME-MS61	ME-MS61	Zn-OG62
	Analyte	U	V	W	Y	Zn	Zr	Zn
	Units	ppm	ppm	ppm	ppm	ppm	ppm	%
	LOR	0.1	1	0.1	0.1	2	0.5	0.001
K284266		5.5	56	2.2	27.1	132	35.6	
K284267		2.6	87	3.5	34.5	85	45.5	
K284268		3.9	133	1.3	34.1	600	77.0	
K284269		3.9	136	1.0	32.4	4010	67.4	
K284270		3.1	100	1.5	31.1	495	59.0	
K284271		3.1	111	5.1	24.4	>10000	41.0	1.420
K284272		2.9	86	2.2	28.6	174	47.8	
K284273		3.6	130	1.7	32.4	89	71.3	
K284274		3.0	95	1.4	29.7	233	55.2	
K284275		3.5	139	1.5	32.3	610	71.3	
K284276		3.7	138	1.4	32.3	130	72.1	
K284277		0.6	<1	0.1	1.0	16	0.6	
K284278		4.6	229	1.3	36.1	186	73.6	
K284279		4.8	206	1.3	34.9	367	73.2	
K284280		6.5	389	2.1	35.0	357	75.1	
K284281		3.6	155	2.4	30.6	1700	62.7	
K284282		4.8	294	3.8	32.4	550	83.7	
K284283		4.9	302	2.8	31.3	934	79.0	
K284284		3.5	151	12.3	28.5	2570	64.3	
K284285		3.9	166	2.7	32.0	217	68.7	
K284286		3.4	122	3.5	31.6	5390	57.4	
K284287		4.7	167	2.9	43.2	624	76.7	
K284288		3.4	115	1.3	28.9	1900	62.5	
K284289		3.4	116	1.2	29.0	1920	62.9	
K284290		3.6	141	1.2	28.0	1760	57.9	
K284291		3.9	97	1.2	29.9	382	71.1	
K284292		3.5	113	2.2	32.1	223	62.7	
K284293		3.2	122	3.0	24.6	8420	44.5	
K284294		4.4	179	2.3	31.2	120	59.5	
K284295		3.7	140	2.9	29.9	50	57.1	
K284296		4.1	152	1.1	37.4	123	70.5	
K284297		3.3	125	1.4	32.7	59	56.8	
K284298		3.8	207	1.3	30.7	320	69.0	
K284299		0.8	2	0.1	1.0	16	<0.5	
K284300		4.4	220	1.3	33.3	446	70.9	
K284301		3.8	161	1.2	34.0	542	65.7	

***** See Appendix Page for comments regarding this certificate *****

ALS Canada Ltd.
2103 Dollarton Hwy
North Vancouver BC V7H 0A7
Phone: 604 984 0221 Fax: 604 984 0218 www.alsglobal.com

To: **SILVER RANGE RESOURCES LTD.**
C/O ARCHER, CATHRO & ASSOCIATES (1981) LIMITED
1016-510 W HASTINGS ST
VANCOUVER BC V6B 1L8

Finalized Date: 19-JUL-2012
Account: RANSIL

Project: Keg-Main-Group 1

CERTIFICATE OF ANALYSIS WH12147484

Method	CERTIFICATE COMMENTS
ME-MS61	Interference: Ca>10% on ICP-MS As, ICP-AES results shown.
ME-MS61	REE's may not be totally soluble in this method.

ALS Canada Ltd.

2103 Dollarton Hwy
North Vancouver BC V7H 0A7
Phone: 604 984 0221 Fax: 604 984 0218 www.alsglobal.com

To: **SILVER RANGE RESOURCES LTD.**
C/O ARCHER, CATHRO & ASSOCIATES (1981) LIMITED
1016-510 W HASTINGS ST
VANCOUVER BC V6B 1L8

Finalized Date: 14-JUL-2012
Account: RANSIL

CERTIFICATE WH12147485

Project: Keg-Main-Group 1

P.O. No.: Batch 13

This report is for 36 Drill Core samples submitted to our lab in Whitehorse, YT, Canada on 26-JUN-2012.

The following have access to data associated with this certificate:

MATT DUMALA	JOAN MARIACHER	

SAMPLE PREPARATION

ALS CODE	DESCRIPTION
WEI-21	Received Sample Weight
LOG-22	Sample login - Rcd w/o BarCode
CRU-31	Fine crushing - 70%<2mm
CRU-QC	Crushing QC Test
SPL-21	Split sample - riffle splitter
PUL-QC	Pulverizing QC Test
PUL-31	Pulverize split to 85%<75 um
LOG-22d	Sample login - Rcd w/o BarCode dup
SPL-21d	Split sample - duplicate
PUL-31d	Pulverize Split - duplicate
LOG-23	Pulp Login - Rcvd with Barcode

ANALYTICAL PROCEDURES

ALS CODE	DESCRIPTION	INSTRUMENT
Au-AA24	Au 50g FA AA finish	AAS
Sn-XRF05	Sn-Trace Level XRF Analysis	XRF
ME-MS61	48 element four acid ICP-MS	

To: **SILVER RANGE RESOURCES LTD.**
ATTN: JOAN MARIACHER
C/O ARCHER, CATHRO & ASSOCIATES (1981) LIMITED
1016-510 W HASTINGS ST
VANCOUVER BC V6B 1L8

This is the Final Report and supersedes any preliminary report with this certificate number. Results apply to samples as submitted. All pages of this report have been checked and approved for release.

***** See Appendix Page for comments regarding this certificate *****

Signature:

Colin Ramshaw, Vancouver Laboratory Manager

ALS Canada Ltd.
2103 Dollarton Hwy
North Vancouver BC V7H 0A7
Phone: 604 984 0221 Fax: 604 984 0218 www.alsglobal.com

To: **SILVER RANGE RESOURCES LTD.**
C/O ARCHER, CATHRO & ASSOCIATES (1981) LIMITED
1016-510 W HASTINGS ST
VANCOUVER BC V6B 1L8

Finalized Date: 14-JUL-2012
Account: RANSIL

Project: Keg-Main-Group 1

CERTIFICATE OF ANALYSIS WH12147485

Sample Description	Method	WEI-21	Au-AA24	Sn-XRF05	ME-MS61	ME-MS61	ME-MS61	ME-MS61	ME-MS61	ME-MS61	ME-MS61	ME-MS61	ME-MS61	ME-MS61	ME-MS61	ME-MS61
	Analyte	Recvd Wt.	Au	Sn	Ag	Al	As	Ba	Be	Bi	Ca	Cd	Ce	Co	Cr	Cs
	Units	kg	ppm	ppm	ppm	%	ppm	ppm	ppm	ppm	%	ppm	ppm	ppm	ppm	ppm
	LOR	0.02	0.005	5	0.01	0.01	0.2	10	0.05	0.01	0.01	0.02	0.01	0.1	1	0.05
K286081		7.51	<0.005	<5	0.19	4.98	28.0	1140	1.91	2.17	2.99	0.16	48.4	15.5	60	11.05
K286082		7.49	<0.005	9	0.29	5.30	37.6	1110	1.58	2.70	3.74	1.11	63.1	18.8	78	8.85
K286083		7.52	0.010	16	0.32	5.09	30.5	1020	1.80	12.30	3.26	0.89	51.1	18.0	57	8.74
K286084		6.91	0.027	20	0.49	4.38	6.7	170	1.21	18.00	4.65	2.77	40.4	21.1	55	4.71
K286085		6.29	<0.005	<5	0.01	0.07	<5	20	0.07	0.05	20.5	0.06	1.18	1.5	1	0.48
K286086		6.35	0.005	19	0.35	2.86	7.9	1690	0.80	8.59	3.04	7.68	52.5	14.9	30	3.47
K286087		6.16	<0.005	12	0.25	2.60	12.4	2420	0.95	4.06	3.28	0.49	46.3	12.4	30	5.21
K286088		0.25	0.008	175	35.7	4.20	426	380	1.05	130.0	7.40	180.0	43.6	10.2	72	5.54
K286089		6.59	<0.005	10	0.14	2.27	7.7	2000	0.79	3.08	1.83	0.21	38.5	11.3	31	3.91
K286090		7.27	<0.005	10	0.12	2.38	3.4	3110	0.84	2.38	2.08	0.15	41.1	8.9	30	3.79
K286091		5.19	<0.005	11	0.24	2.53	31.8	2830	0.81	4.61	1.67	0.27	42.7	10.3	31	6.67
K286092		3.89	<0.005	25	0.62	2.32	47.7	410	0.65	13.10	1.49	0.34	34.6	12.2	44	3.46
K286093		6.74	<0.005	<5	0.03	0.09	<5	30	0.05	0.04	20.9	0.06	1.34	1.6	3	0.33
K286094		6.09	0.012	38	0.42	2.60	9.1	790	0.76	6.53	0.99	0.19	40.5	11.6	37	3.67
K286095		5.68	0.028	36	0.42	2.48	53.7	370	0.77	7.11	1.33	0.20	40.7	11.6	41	3.10
K286096		6.05	0.015	44	0.74	2.96	24.5	130	0.85	10.60	1.14	0.81	38.3	23.2	41	4.93
K286097		3.07	<0.005	19	0.10	4.00	5.6	7700	1.33	0.56	1.53	0.15	57.3	12.7	56	11.30
K286098		0.25	<0.005	169	14.80	4.45	144.0	1230	1.13	46.7	8.13	60.9	51.0	8.0	68	5.56
K286099		2.52	<0.005	10	0.09	3.82	9.9	6490	1.13	1.10	2.49	0.06	52.5	10.9	42	12.20
K286100		6.91	<0.005	12	0.09	4.18	6.1	6390	1.33	0.39	1.29	0.04	49.5	12.2	49	15.00
K286101		7.93	<0.005	7	0.09	4.52	2.2	7460	1.48	1.37	1.09	<0.02	56.6	13.0	52	16.25
K286102		8.67	<0.005	14	0.10	4.12	6.7	7390	1.31	4.29	1.27	0.03	53.0	12.7	51	14.95
K286103		5.40	<0.005	11	0.11	4.36	9.0	7580	1.44	0.62	1.60	0.03	55.2	14.2	58	15.05
K286104		4.92	<0.005	12	0.16	4.30	4.1	6210	1.32	0.72	1.82	0.03	52.7	14.4	51	15.00
K286105		<0.02	<0.005	11	0.10	4.37	3.6	8720	1.34	0.64	1.77	0.04	49.2	14.3	53	14.15
K286106		7.48	<0.005	30	0.32	4.27	2.1	310	1.21	0.75	1.44	0.09	48.1	16.8	54	12.20
K286107		7.69	<0.005	10	0.09	4.65	3.1	5700	1.46	0.87	1.46	0.12	52.1	12.0	61	18.95
K286108		7.35	<0.005	12	0.09	4.68	1.4	7410	1.48	0.97	1.27	0.02	56.4	13.1	61	18.70
K286109		6.89	<0.005	16	0.09	4.43	2.3	6420	1.43	0.70	1.56	0.03	54.5	14.2	54	15.65
K286110		6.98	0.006	14	0.09	4.29	3.5	8150	1.37	2.62	1.40	0.02	54.0	11.4	53	15.85
K286111		2.96	<0.005	11	0.07	4.32	4.1	8610	1.30	2.60	1.37	0.02	55.1	11.6	53	15.85
K286112		6.46	<0.005	13	0.11	4.20	2.3	9210	1.29	0.35	1.11	0.04	50.0	15.4	57	13.70
K286113		5.38	<0.005	16	0.14	3.92	4.4	>10000	1.17	0.47	0.69	<0.02	45.7	11.3	55	12.70
K286114		6.69	<0.005	12	0.13	3.99	1.9	>10000	1.20	0.19	0.32	<0.02	44.6	9.6	58	13.85
K286115		5.63	<0.005	17	0.10	4.07	2.0	9710	1.21	0.26	0.25	<0.02	47.8	8.4	68	15.35
K286116		5.91	<0.005	12	0.16	3.23	6.9	9820	0.97	0.16	0.23	<0.02	36.2	8.2	69	11.85

***** See Appendix Page for comments regarding this certificate *****

ALS Canada Ltd.
2103 Dollarton Hwy
North Vancouver BC V7H 0A7
Phone: 604 984 0221 Fax: 604 984 0218 www.alsglobal.com

To: **SILVER RANGE RESOURCES LTD.**
C/O ARCHER, CATHRO & ASSOCIATES (1981) LIMITED
1016-510 W HASTINGS ST
VANCOUVER BC V6B 1L8

Finalized Date: 14-JUL-2012
Account: RANSIL

Project: Keg-Main-Group 1

CERTIFICATE OF ANALYSIS WH12147485

Sample Description	Method	ME-MS61	ME-MS61	ME-MS61	ME-MS61	ME-MS61	ME-MS61	ME-MS61	ME-MS61	ME-MS61	ME-MS61	ME-MS61	ME-MS61	ME-MS61	ME-MS61	ME-MS61
	Analyte	Cu	Fe	Ga	Ge	Hf	In	K	La	Li	Mg	Mn	Mo	Na	Nb	Ni
	Units	ppm	%	ppm	ppm	ppm	ppm	%	ppm	ppm	%	ppm	ppm	%	ppm	ppm
	LOR	0.2	0.01	0.05	0.05	0.1	0.005	0.01	0.5	0.2	0.01	5	0.05	0.01	0.1	0.2
K286081		193.5	2.38	15.35	0.20	2.0	0.019	1.98	24.8	49.1	1.86	432	6.49	0.13	10.3	59.1
K286082		345	3.51	14.25	0.20	2.2	0.032	2.09	32.8	39.7	2.59	740	17.75	0.14	9.4	76.1
K286083		404	3.20	14.00	0.17	1.9	0.033	2.07	24.8	41.0	1.96	424	13.25	0.15	8.7	78.1
K286084		748	4.71	15.00	0.08	2.0	0.114	1.56	19.4	20.1	1.84	537	17.65	0.28	8.2	87.7
K286085		2.7	0.46	0.33	<0.05	<0.1	0.008	0.04	0.6	1.1	12.80	200	0.15	0.01	0.3	<0.2
K286086		288	2.47	10.95	<0.05	1.2	0.244	1.11	18.4	30.4	1.23	1050	1.81	0.14	6.1	36.1
K286087		220	1.98	10.10	<0.05	1.2	0.038	1.09	16.8	44.4	1.25	882	1.95	0.07	5.2	30.5
K286088		1060	5.42	12.85	0.22	1.5	9.18	1.74	24.2	36.8	2.25	1860	12.30	0.21	8.1	47.7
K286089		135.0	1.52	9.05	<0.05	1.2	0.027	1.04	14.2	29.6	0.94	626	1.35	0.06	5.4	29.9
K286090		93.5	1.64	9.06	<0.05	1.1	0.032	1.19	15.6	31.3	1.06	700	1.40	0.09	5.2	28.6
K286091		117.5	1.65	9.96	<0.05	1.1	0.038	1.33	15.7	40.4	0.88	446	1.17	0.06	5.5	29.6
K286092		326	2.41	10.40	<0.05	0.7	0.019	1.50	11.4	33.0	0.56	222	1.94	0.05	4.2	30.9
K286093		2.3	0.47	0.36	<0.05	<0.1	0.005	0.04	0.6	1.3	12.95	212	0.10	0.01	0.3	0.3
K286094		306	2.45	9.49	<0.05	0.8	0.015	1.96	14.5	33.7	0.53	195	0.92	0.07	4.9	28.5
K286095		284	2.36	8.41	<0.05	0.8	0.049	1.81	13.6	30.3	0.56	170	1.16	0.07	5.1	29.4
K286096		782	4.00	11.40	0.05	0.9	0.100	1.95	11.4	32.5	0.87	229	0.84	0.07	5.3	39.3
K286097		121.5	2.12	13.55	<0.05	1.4	0.050	2.39	21.5	56.0	1.40	851	0.78	0.12	6.9	39.0
K286098		743	3.43	13.10	0.12	1.8	2.42	1.89	27.6	35.8	2.23	1670	14.65	0.24	9.4	48.1
K286099		41.4	1.98	13.85	<0.05	1.5	0.034	2.35	19.5	57.3	1.11	629	0.64	0.08	6.2	35.0
K286100		60.4	2.32	14.15	0.07	1.4	0.039	2.42	20.3	58.1	1.40	910	0.76	0.13	7.6	43.9
K286101		55.2	2.63	14.80	0.07	1.7	0.035	2.66	22.8	64.2	1.41	811	1.06	0.16	7.7	46.6
K286102		62.1	2.16	13.75	0.07	1.5	0.035	2.51	21.4	62.1	1.31	651	0.81	0.13	7.0	46.2
K286103		68.7	2.39	13.30	0.08	1.5	0.036	2.34	24.8	63.8	1.49	634	0.91	0.14	7.7	51.2
K286104		73.1	2.33	13.45	0.09	1.2	0.034	2.30	23.5	66.1	1.34	861	0.76	0.15	7.6	49.3
K286105		69.8	2.43	13.35	0.07	1.3	0.030	2.39	21.4	67.6	1.36	883	0.76	0.15	7.1	50.0
K286106		423	3.71	13.75	0.10	1.3	0.028	2.54	18.3	50.9	1.33	829	0.76	0.13	7.7	46.1
K286107		56.6	2.74	14.20	0.10	1.6	0.037	2.51	24.4	73.5	1.47	911	0.68	0.17	8.3	55.9
K286108		53.9	2.74	14.75	0.08	1.5	0.038	2.55	26.6	60.3	1.52	1000	0.72	0.15	8.6	59.8
K286109		69.0	2.61	14.45	0.11	1.2	0.039	2.43	24.8	47.0	1.49	1280	0.92	0.13	7.7	57.0
K286110		57.6	2.49	12.60	0.08	1.3	0.034	2.40	24.6	37.0	1.54	1220	0.74	0.14	7.5	51.5
K286111		62.7	2.52	12.90	0.10	1.3	0.032	2.43	24.8	37.8	1.47	1180	0.82	0.15	7.6	51.5
K286112		47.8	2.26	14.25	0.10	1.3	0.033	2.62	22.5	38.4	1.19	1070	0.77	0.14	6.9	54.7
K286113		45.1	2.19	13.50	0.09	1.4	0.033	2.60	19.8	63.9	0.94	1150	0.81	0.14	6.3	46.9
K286114		35.0	2.41	14.00	0.07	1.5	0.036	2.67	19.9	63.1	0.75	662	0.99	0.14	6.5	47.9
K286115		36.4	2.63	15.30	0.09	1.4	0.039	2.77	21.7	60.7	0.74	187	1.07	0.12	6.7	45.5
K286116		57.2	2.07	12.90	0.06	1.3	0.033	2.32	16.7	51.8	0.58	166	1.44	0.10	5.3	33.4

***** See Appendix Page for comments regarding this certificate *****

ALS Canada Ltd.
2103 Dollarton Hwy
North Vancouver BC V7H 0A7
Phone: 604 984 0221 Fax: 604 984 0218 www.alsglobal.com

To: **SILVER RANGE RESOURCES LTD.**
C/O ARCHER, CATHRO & ASSOCIATES (1981) LIMITED
1016-510 W HASTINGS ST
VANCOUVER BC V6B 1L8

Finalized Date: 14-JUL-2012
Account: RANSIL

Project: Keg-Main-Group 1

CERTIFICATE OF ANALYSIS WH12147485

Sample Description	Method	ME-MS61	ME-MS61	ME-MS61	ME-MS61	ME-MS61	ME-MS61	ME-MS61	ME-MS61	ME-MS61	ME-MS61	ME-MS61	ME-MS61	ME-MS61	ME-MS61	ME-MS61
	Analyte	P	Pb	Rb	Re	S	Sb	Sc	Se	Sn	Sr	Ta	Te	Th	Ti	Tl
	Units	ppm	ppm	ppm	ppm	%	ppm	ppm	ppm	ppm	ppm	ppm	ppm	ppm	%	ppm
	LOR	10	0.5	0.1	0.002	0.01	0.05	0.1	1	0.2	0.2	0.05	0.05	0.2	0.005	0.02
K286081		830	5.7	145.5	0.011	0.99	3.20	11.1	5	5.5	238	0.67	0.12	7.9	0.288	1.28
K286082		1420	6.6	133.5	0.035	1.70	2.04	11.8	8	6.3	278	0.75	0.09	7.9	0.314	1.31
K286083		1290	6.0	132.5	0.023	1.41	5.78	12.5	6	12.5	233	0.67	0.19	6.6	0.290	1.16
K286084		1450	6.1	86.3	0.030	2.53	5.68	10.9	10	18.0	325	0.56	0.72	6.0	0.247	0.67
K286085		190	1.3	2.3	<0.002	0.01	0.05	0.4	1	<0.2	44.0	<0.05	<0.05	<0.2	<0.005	0.02
K286086		320	6.6	66.5	<0.002	0.61	6.89	10.3	4	14.8	198.5	0.43	0.26	5.0	0.178	0.53
K286087		320	3.6	79.6	<0.002	0.42	10.20	9.6	3	9.4	133.5	0.37	0.13	4.5	0.162	0.73
K286088		1200	2630	86.3	0.015	2.70	11.95	8.2	62	146.5	191.0	0.55	0.56	6.2	0.257	0.86
K286089		250	3.8	68.9	<0.002	0.47	4.54	8.6	3	5.8	135.0	0.36	0.13	4.1	0.142	0.59
K286090		300	4.3	71.6	<0.002	0.43	5.53	8.4	3	5.9	132.5	0.37	0.11	4.7	0.157	0.71
K286091		230	5.8	87.6	<0.002	0.37	11.00	8.8	3	6.7	122.5	0.38	0.12	4.6	0.157	0.83
K286092		170	10.2	88.1	<0.002	0.81	13.05	8.0	5	16.5	119.0	0.28	0.35	3.4	0.130	0.80
K286093		170	1.3	2.2	<0.002	0.02	0.06	0.4	1	<0.2	44.3	<0.05	<0.05	<0.2	<0.005	<0.02
K286094		190	7.4	109.5	<0.002	0.82	8.53	9.1	5	23.2	149.5	0.36	0.22	4.3	0.156	1.02
K286095		200	5.6	107.5	<0.002	1.03	4.84	8.9	5	28.1	142.0	0.34	0.32	4.1	0.153	0.93
K286096		220	5.2	118.0	<0.002	2.17	7.35	9.4	9	33.3	162.5	0.37	0.46	4.4	0.168	1.09
K286097		300	3.7	156.0	<0.002	0.28	1.69	12.2	3	11.3	226	0.47	<0.05	6.3	0.222	1.36
K286098		1140	997	100.0	0.018	1.04	8.40	8.5	30	149.5	211	0.65	0.28	7.3	0.287	0.90
K286099		220	4.9	126.0	<0.002	0.15	3.12	10.0	2	3.2	138.0	0.46	0.06	6.2	0.191	1.07
K286100		260	4.5	158.0	<0.002	0.14	1.33	11.1	2	2.8	211	0.51	0.06	6.5	0.235	1.21
K286101		250	4.2	161.0	<0.002	0.22	0.79	12.2	2	2.6	218	0.53	0.07	7.1	0.253	1.21
K286102		270	4.1	152.5	<0.002	0.19	1.17	11.5	2	3.0	211	0.48	0.13	6.6	0.226	1.17
K286103		290	3.8	161.5	<0.002	0.23	1.12	11.8	2	3.5	241	0.52	0.07	6.7	0.251	1.35
K286104		340	4.2	159.5	<0.002	0.20	1.42	11.5	2	4.3	295	0.48	0.06	6.6	0.242	1.40
K286105		340	4.0	160.5	<0.002	0.26	1.29	11.4	3	4.1	289	0.47	0.07	6.8	0.248	1.41
K286106		370	5.8	164.5	<0.002	1.23	1.32	10.7	5	20.0	223	0.48	0.06	6.0	0.238	1.44
K286107		340	4.7	169.5	<0.002	0.27	0.73	11.7	2	4.5	195.0	0.56	0.07	7.9	0.278	1.43
K286108		370	4.9	169.5	<0.002	0.18	0.54	12.5	2	3.2	169.5	0.57	0.08	7.8	0.279	1.33
K286109		350	4.2	159.5	<0.002	0.19	0.71	11.7	2	4.1	203	0.51	0.06	7.0	0.260	1.44
K286110		370	4.5	166.5	<0.002	0.20	0.70	11.2	2	3.4	186.5	0.50	0.13	6.8	0.254	1.43
K286111		380	4.0	169.0	<0.002	0.20	0.72	11.2	2	3.2	185.5	0.49	0.11	6.8	0.251	1.43
K286112		380	4.6	145.5	<0.002	0.22	1.05	11.9	2	2.3	231	0.46	0.06	6.6	0.243	1.05
K286113		360	4.4	142.5	<0.002	0.08	1.61	11.1	1	2.2	250	0.42	0.06	5.9	0.224	0.99
K286114		330	4.5	146.5	<0.002	0.08	0.71	12.1	1	1.9	174.5	0.42	<0.05	6.1	0.230	0.93
K286115		340	4.3	155.5	<0.002	0.20	2.50	12.5	2	3.6	165.5	0.40	0.06	6.2	0.234	0.98
K286116		310	3.2	128.5	<0.002	0.17	2.65	9.9	2	3.6	164.5	0.32	0.05	4.6	0.184	0.81

***** See Appendix Page for comments regarding this certificate *****

ALS Canada Ltd.
2103 Dollarton Hwy
North Vancouver BC V7H 0A7
Phone: 604 984 0221 Fax: 604 984 0218 www.alsglobal.com

To: **SILVER RANGE RESOURCES LTD.**
C/O ARCHER, CATHRO & ASSOCIATES (1981) LIMITED
1016-510 W HASTINGS ST
VANCOUVER BC V6B 1L8

Finalized Date: 14-JUL-2012
Account: RANSIL

Project: Keg-Main-Group 1

CERTIFICATE OF ANALYSIS WH12147485

Sample Description	Method	ME-MS61	ME-MS61	ME-MS61	ME-MS61	ME-MS61	ME-MS61
	Analyte	U	V	W	Y	Zn	Zr
	Units	ppm	ppm	ppm	ppm	ppm	ppm
	LOR	0.1	1	0.1	0.1	2	0.5
K286081		4.0	123	2.1	27.2	36	76.5
K286082		8.5	290	1.7	35.4	138	82.2
K286083		6.4	198	1.6	29.4	93	74.8
K286084		9.8	236	1.2	26.6	219	78.6
K286085		0.6	2	0.1	0.8	13	<0.5
K286086		1.2	56	0.8	15.5	433	41.7
K286087		1.3	36	1.4	13.2	48	45.2
K286088		3.6	127	2.8	24.4	8430	49.3
K286089		1.1	33	0.8	11.9	29	46.0
K286090		1.2	37	1.0	13.5	33	37.7
K286091		1.1	45	0.9	12.2	38	38.6
K286092		1.3	47	1.0	9.4	29	28.8
K286093		0.6	3	0.1	0.9	13	<0.5
K286094		1.0	57	1.3	11.2	24	30.6
K286095		0.9	53	0.8	11.9	24	30.8
K286096		1.0	62	0.8	12.4	54	35.0
K286097		1.5	90	0.8	16.5	48	51.7
K286098		3.9	138	2.9	27.9	3050	56.7
K286099		1.3	64	1.1	13.3	45	48.0
K286100		1.4	63	0.8	14.7	58	52.2
K286101		1.5	77	1.2	15.4	58	65.8
K286102		1.5	79	0.9	15.5	49	54.0
K286103		1.5	87	1.0	17.6	44	51.8
K286104		1.4	77	0.8	17.8	43	47.3
K286105		1.5	78	0.9	17.2	44	48.2
K286106		1.4	81	0.8	17.6	38	47.4
K286107		1.6	107	1.0	16.9	67	55.4
K286108		1.5	104	1.0	18.0	64	55.5
K286109		1.4	80	0.9	17.9	59	43.9
K286110		1.3	81	0.7	17.7	59	45.2
K286111		1.3	79	0.9	17.8	59	46.8
K286112		1.4	86	0.9	15.4	58	49.3
K286113		1.4	77	1.1	13.5	62	52.0
K286114		1.4	85	1.2	11.6	63	56.2
K286115		1.3	91	1.5	12.5	52	54.9
K286116		1.1	64	1.0	11.3	39	47.4

***** See Appendix Page for comments regarding this certificate *****

ALS Canada Ltd.
2103 Dollarton Hwy
North Vancouver BC V7H 0A7
Phone: 604 984 0221 Fax: 604 984 0218 www.alsglobal.com

To: **SILVER RANGE RESOURCES LTD.**
C/O ARCHER, CATHRO & ASSOCIATES (1981) LIMITED
1016-510 W HASTINGS ST
VANCOUVER BC V6B 1L8

Finalized Date: 14-JUL-2012
Account: RANSIL

Project: Keg-Main-Group 1

CERTIFICATE OF ANALYSIS WH12147485

Method	CERTIFICATE COMMENTS
ME-MS61	Interference: Ca>10% on ICP-MS As, ICP-AES results shown.
ME-MS61	REE's may not be totally soluble in this method.

ALS Canada Ltd.

2103 Dollarton Hwy
North Vancouver BC V7H 0A7
Phone: 604 984 0221 Fax: 604 984 0218 www.alsglobal.com

To: **SILVER RANGE RESOURCES LTD.**
C/O ARCHER, CATHRO & ASSOCIATES (1981) LIMITED
1016-510 W HASTINGS ST
VANCOUVER BC V6B 1L8

Finalized Date: 15-JUL-2012
Account: RANSIL

CERTIFICATE WH12147486

Project: Keg-Main-Group 1

P.O. No.: Batch 14

This report is for 36 Drill Core samples submitted to our lab in Whitehorse, YT, Canada on 26-JUN-2012.

The following have access to data associated with this certificate:

MATT DUMALA	JOAN MARIACHER	

SAMPLE PREPARATION

ALS CODE	DESCRIPTION
WEI-21	Received Sample Weight
LOG-22	Sample login - Rcd w/o BarCode
CRU-31	Fine crushing - 70%<2mm
CRU-QC	Crushing QC Test
SPL-21	Split sample - riffle splitter
PUL-QC	Pulverizing QC Test
PUL-31	Pulverize split to 85%<75 um
LOG-22d	Sample login - Rcd w/o BarCode dup
SPL-21d	Split sample - duplicate
PUL-31d	Pulverize Split - duplicate
LOG-23	Pulp Login - Rcvd with Barcode

ANALYTICAL PROCEDURES

ALS CODE	DESCRIPTION	INSTRUMENT
Au-AA24	Au 50g FA AA finish	AAS
ME-OG62	Ore Grade Elements - Four Acid	ICP-AES
Sn-XRF05	Sn-Trace Level XRF Analysis	XRF
ME-MS61	48 element four acid ICP-MS	
Zn-OG62	Ore Grade Zn - Four Acid	VARIABLE

To: **SILVER RANGE RESOURCES LTD.**
ATTN: JOAN MARIACHER
C/O ARCHER, CATHRO & ASSOCIATES (1981) LIMITED
1016-510 W HASTINGS ST
VANCOUVER BC V6B 1L8

This is the Final Report and supersedes any preliminary report with this certificate number. Results apply to samples as submitted. All pages of this report have been checked and approved for release.

***** See Appendix Page for comments regarding this certificate *****

Signature: 

Colin Ramshaw, Vancouver Laboratory Manager

ALS Canada Ltd.
2103 Dollarton Hwy
North Vancouver BC V7H 0A7
Phone: 604 984 0221 Fax: 604 984 0218 www.alsglobal.com

To: **SILVER RANGE RESOURCES LTD.**
C/O ARCHER, CATHRO & ASSOCIATES (1981) LIMITED
1016-510 W HASTINGS ST
VANCOUVER BC V6B 1L8

Finalized Date: 15-JUL-2012
Account: RANSIL

Project: Keg-Main-Group 1

CERTIFICATE OF ANALYSIS WH12147486

Sample Description	Method	WEI-21	Au-AA24	Sn-XRF05	ME-MS61	ME-MS61	ME-MS61	ME-MS61	ME-MS61	ME-MS61	ME-MS61	ME-MS61	ME-MS61	ME-MS61	ME-MS61	ME-MS61
	Analyte	Recvd Wt.	Au	Sn	Ag	Al	As	Ba	Be	Bi	Ca	Cd	Ce	Co	Cr	Cs
	Units	kg	ppm	ppm	ppm	%	ppm	ppm	ppm	ppm	%	ppm	ppm	ppm	ppm	ppm
	LOR	0.02	0.005	5	0.01	0.01	0.2	10	0.05	0.01	0.01	0.02	0.01	0.1	1	0.05
K286117		4.11	<0.005	13	0.16	2.76	4.7	7040	0.73	0.27	0.24	0.05	26.2	8.9	55	11.25
K286118		5.68	<0.005	12	0.14	3.05	5.3	9210	0.74	3.84	0.28	0.03	31.7	7.1	66	11.95
K286119		6.11	<0.005	11	0.13	3.44	1.8	9380	0.88	0.20	0.26	0.02	35.0	5.5	73	15.60
K286120		5.36	0.005	17	0.35	4.07	3.8	>10000	1.15	0.27	0.22	<0.02	38.6	5.7	94	19.05
K286121		8.30	<0.005	<5	0.01	0.08	<5	30	0.05	0.02	20.7	0.06	1.23	1.2	<1	0.17
K286122		6.15	<0.005	19	0.22	3.71	3.4	1150	1.29	0.85	0.62	0.03	45.5	3.5	128	15.50
K286123		6.14	<0.005	12	0.11	2.97	10.4	8560	0.90	0.49	0.57	0.08	35.1	7.2	80	13.30
K286124		6.88	<0.005	12	0.11	2.77	15.5	3620	0.82	0.73	0.26	0.10	24.7	4.3	40	4.26
K286125		6.42	0.005	15	0.16	3.17	7.4	7070	1.03	0.62	0.31	0.06	30.0	5.5	44	6.59
K286126		7.14	<0.005	8	0.17	2.29	25.7	1790	0.82	0.97	0.42	0.40	21.6	3.9	31	3.89
K286127		0.24	<0.005	167	14.20	4.40	134.0	1420	1.20	51.2	8.03	58.7	49.4	6.6	70	5.34
K286128		6.60	<0.005	12	0.40	2.29	10.3	590	0.90	1.01	0.63	0.15	23.3	4.3	31	3.10
K286129		6.63	<0.005	16	0.17	2.90	9.0	1730	0.99	1.97	0.49	0.58	29.7	4.4	37	4.93
K286130		6.32	0.006	18	1.56	2.03	5.4	330	0.81	19.75	0.89	7.50	21.0	5.6	31	2.87
K286131		6.00	0.007	22	0.50	2.45	2.4	590	0.91	9.19	0.60	0.54	23.9	4.9	32	3.01
K286132		<0.02	0.006	21	0.48	2.53	3.2	510	0.90	8.16	0.65	0.53	24.5	5.2	34	3.07
K286133		5.11	0.006	23	0.36	2.05	3.4	250	0.84	24.7	1.20	33.0	21.5	4.8	38	2.62
K286134		6.60	0.006	19	0.45	1.97	10.2	270	0.76	8.00	0.55	0.18	18.50	5.3	37	1.93
K286135		5.37	0.006	26	0.41	2.81	8.2	1000	0.92	8.16	1.38	7.43	30.6	4.7	33	3.53
K286136		6.14	<0.005	<5	0.01	0.05	<5	40	<0.05	0.07	20.7	0.11	1.06	1.3	2	0.15
K286137		7.05	<0.005	16	0.28	1.96	2.2	1640	0.79	0.62	1.11	4.16	24.5	4.4	33	2.09
K286138		0.73	<0.005	27	0.64	2.04	5.3	360	0.85	1.61	0.82	3.20	23.6	5.2	43	1.88
K286139		6.29	0.010	17	0.84	1.34	1.8	2830	0.52	6.34	0.65	11.65	16.55	3.6	36	1.34
K286140		4.56	<0.005	8	0.22	2.55	24.4	390	0.95	2.33	1.40	0.60	30.3	5.4	32	5.50
K286141		0.25	0.017	265	21.7	3.97	1065	270	0.92	85.2	8.08	288	41.1	12.5	56	4.18
K286142		7.18	<0.005	17	0.23	3.92	68.8	740	0.92	7.44	1.59	0.17	47.8	6.8	26	12.00
K286143		8.34	0.011	46	0.52	5.78	25	2030	1.14	15.45	10.60	42.4	58.7	5.7	65	7.58
K286144		6.07	<0.005	39	0.39	4.46	6.5	1470	1.07	3.28	8.58	9.61	47.1	3.6	63	3.25
K286145		7.20	0.036	85	2.49	6.10	28.7	1240	1.03	33.3	7.17	108.0	60.9	8.1	70	11.15
K286146		7.82	0.022	166	2.78	3.85	101	550	1.11	49.1	15.35	181.5	40.6	7.5	52	1.42
K286147		8.37	0.008	39	0.34	6.51	11.4	2080	1.14	8.75	7.51	3.18	64.5	5.9	47	9.94
K286148		3.38	0.009	45	1.24	6.12	13.8	2120	1.15	9.75	7.33	3.20	64.2	6.0	45	10.30
K286149		7.79	<0.005	16	0.23	7.14	12.0	6760	1.34	0.92	6.12	1.40	93.4	5.7	163	10.20
K286150		6.77	0.007	115	0.50	4.20	35	850	1.36	21.0	18.50	71.0	45.2	4.6	58	3.12
K286151		8.71	<0.005	31	0.39	4.95	18.9	1860	1.18	3.14	6.48	7.31	55.3	3.3	76	3.40
K286152		8.03	0.006	79	0.70	4.50	21	4660	1.05	15.20	11.25	31.2	47.7	2.9	65	3.42

***** See Appendix Page for comments regarding this certificate *****

ALS Canada Ltd.
2103 Dollarton Hwy
North Vancouver BC V7H 0A7
Phone: 604 984 0221 Fax: 604 984 0218 www.alsglobal.com

To: **SILVER RANGE RESOURCES LTD.**
C/O ARCHER, CATHRO & ASSOCIATES (1981) LIMITED
1016-510 W HASTINGS ST
VANCOUVER BC V6B 1L8

Finalized Date: 15-JUL-2012
Account: RANSIL

Project: Keg-Main-Group 1

CERTIFICATE OF ANALYSIS WH12147486

Sample Description	Method	ME-MS61	ME-MS61	ME-MS61	ME-MS61	ME-MS61	ME-MS61	ME-MS61	ME-MS61	ME-MS61	ME-MS61	ME-MS61	ME-MS61	ME-MS61	ME-MS61	ME-MS61
	Analyte	Cu	Fe	Ga	Ge	Hf	In	K	La	Li	Mg	Mn	Mo	Na	Nb	Ni
	Units	ppm	%	ppm	ppm	ppm	ppm	%	ppm	ppm	%	ppm	ppm	%	ppm	ppm
	LOR	0.2	0.01	0.05	0.05	0.1	0.005	0.01	0.5	0.2	0.01	5	0.05	0.01	0.1	0.2
K286117		63.6	1.90	9.00	0.09	1.1	0.026	1.98	10.3	48.7	0.49	100	0.61	0.08	4.0	36.6
K286118		45.4	1.66	9.47	0.10	1.1	0.027	2.42	12.9	43.1	0.49	116	0.59	0.11	4.3	28.5
K286119		43.2	1.95	10.20	0.11	1.2	0.030	2.50	14.0	50.7	0.58	130	0.60	0.12	4.7	30.4
K286120		42.1	2.54	13.00	0.12	1.4	0.036	2.81	16.4	57.3	0.65	104	0.72	0.13	5.4	34.5
K286121		1.5	0.42	0.24	<0.05	<0.1	<0.005	0.03	0.5	1.0	12.65	186	0.52	0.01	0.3	2.1
K286122		132.0	3.36	14.25	0.15	1.3	0.047	2.30	24.1	46.1	0.74	132	0.99	0.08	5.4	28.5
K286123		71.2	1.87	8.68	0.10	1.3	0.018	1.90	15.8	47.1	0.48	90	3.13	0.09	4.8	32.9
K286124		88.0	0.90	6.86	<0.05	1.1	0.011	1.73	12.1	32.1	0.36	76	2.17	0.08	4.0	33.2
K286125		74.1	1.52	8.71	<0.05	1.1	0.021	1.88	15.3	56.2	0.50	311	0.58	0.10	4.8	30.2
K286126		76.0	1.06	6.17	<0.05	0.8	0.024	1.30	10.4	33.1	0.28	154	1.04	0.05	3.5	28.1
K286127		785	3.40	11.15	0.14	1.6	2.40	1.91	26.4	37.3	2.17	1680	13.00	0.24	9.1	46.7
K286128		154.5	1.28	6.60	<0.05	0.8	0.020	1.34	10.9	15.9	0.20	102	0.78	0.05	3.7	39.2
K286129		78.8	1.27	8.41	<0.05	1.0	0.029	1.74	14.4	41.4	0.23	135	0.88	0.08	4.4	45.5
K286130		822	1.52	6.37	<0.05	0.8	0.212	1.10	10.0	20.4	0.17	161	0.92	0.04	3.3	44.7
K286131		320	1.74	6.92	<0.05	1.0	0.036	1.34	11.1	36.4	0.20	109	1.09	0.06	3.9	50.2
K286132		339	1.76	7.15	<0.05	1.0	0.035	1.35	11.3	37.0	0.20	111	1.12	0.06	3.7	53.4
K286133		217	1.71	6.34	<0.05	0.8	0.856	1.17	9.2	22.8	0.20	189	0.89	0.06	3.4	40.2
K286134		287	1.61	6.25	<0.05	0.7	0.013	1.06	7.3	24.0	0.15	83	0.69	0.05	3.1	42.6
K286135		181.5	1.44	7.85	<0.05	1.1	0.247	1.66	14.4	25.2	0.26	213	0.92	0.08	4.0	48.9
K286136		2.9	0.44	0.29	0.16	<0.1	0.007	0.02	0.5	1.0	12.35	200	0.11	0.01	0.4	1.7
K286137		165.5	1.34	5.53	<0.05	0.8	0.163	1.14	11.8	16.5	0.18	187	0.97	0.06	3.3	46.1
K286138		238	1.77	6.84	<0.05	0.9	0.091	0.84	10.0	20.4	0.18	96	1.06	0.05	3.4	44.1
K286139		373	1.00	4.03	<0.05	0.6	0.394	0.78	8.5	21.9	0.09	74	0.53	0.05	2.0	26.0
K286140		102.5	1.52	6.72	<0.05	1.2	0.031	1.39	14.8	36.9	0.21	63	0.65	0.05	4.6	44.7
K286141		1850	5.76	11.30	0.26	1.2	22.2	1.41	22.1	29.1	2.01	2560	14.10	0.17	8.2	46.1
K286142		218	2.14	9.57	0.06	1.5	0.028	1.97	23.5	59.2	0.50	228	0.68	0.19	6.3	22.6
K286143		476	2.57	13.25	0.06	2.2	2.40	2.42	30.4	42.0	0.57	813	1.27	0.21	11.3	18.1
K286144		237	2.01	10.40	<0.05	1.6	0.452	1.73	28.2	23.2	0.96	581	1.83	0.13	11.9	24.1
K286145		1460	2.55	16.50	0.11	2.0	3.55	3.32	32.1	64.0	0.58	558	1.24	0.15	12.2	19.1
K286146		1650	5.27	10.75	0.10	1.2	9.72	0.17	24.4	12.9	1.02	2390	2.06	0.03	9.3	23.6
K286147		208	3.38	15.65	0.09	1.9	0.192	2.32	33.6	46.1	0.84	952	1.39	0.27	12.7	21.6
K286148		224	3.24	14.25	0.08	2.4	0.156	2.03	34.2	44.8	0.78	846	1.56	0.25	12.3	21.7
K286149		73.5	1.18	16.80	0.14	2.5	0.110	4.12	43.2	66.3	0.54	174	1.00	0.31	14.4	24.8
K286150		200	3.26	12.25	<0.05	1.3	2.55	0.48	27.3	9.5	0.69	1820	1.69	0.06	11.2	24.5
K286151		214	2.05	11.45	<0.05	1.8	0.301	2.10	33.2	20.4	0.82	423	1.90	0.16	13.3	25.3
K286152		430	2.23	10.25	<0.05	1.5	1.450	0.88	29.4	20.0	0.85	964	1.65	0.10	12.1	21.7

***** See Appendix Page for comments regarding this certificate *****

ALS Canada Ltd.
2103 Dollarton Hwy
North Vancouver BC V7H 0A7
Phone: 604 984 0221 Fax: 604 984 0218 www.alsglobal.com

To: **SILVER RANGE RESOURCES LTD.**
C/O ARCHER, CATHRO & ASSOCIATES (1981) LIMITED
1016-510 W HASTINGS ST
VANCOUVER BC V6B 1L8

Finalized Date: 15-JUL-2012
Account: RANSIL

Project: Keg-Main-Group 1

CERTIFICATE OF ANALYSIS WH12147486

Sample Description	Method	ME-MS61	ME-MS61	ME-MS61	ME-MS61	ME-MS61	ME-MS61	ME-MS61	ME-MS61	ME-MS61	ME-MS61	ME-MS61	ME-MS61	ME-MS61	ME-MS61	ME-MS61
	Analyte	P	Pb	Rb	Re	S	Sb	Sc	Se	Sn	Sr	Ta	Te	Th	Ti	Tl
	Units	ppm	ppm	ppm	ppm	%	ppm	ppm	ppm	ppm	ppm	ppm	ppm	ppm	%	ppm
	LOR	10	0.5	0.1	0.002	0.01	0.05	0.1	1	0.2	0.2	0.05	0.05	0.2	0.005	0.02
K286117		200	3.5	108.5	<0.002	0.04	0.68	7.9	1	2.2	109.5	0.26	<0.05	3.7	0.155	0.84
K286118		250	3.6	121.0	<0.002	0.12	2.22	8.7	1	2.3	180.5	0.29	0.12	4.4	0.170	0.89
K286119		290	4.2	133.0	<0.002	0.13	2.18	9.7	1	1.8	204	0.32	0.06	4.8	0.191	0.76
K286120		290	4.3	160.5	<0.002	0.15	1.85	11.8	1	1.6	191.5	0.36	0.10	5.2	0.208	0.75
K286121		210	1.4	1.3	<0.002	<0.01	<0.05	0.3	1	<0.2	48.7	<0.05	<0.05	0.2	<0.005	<0.02
K286122		1720	6.0	114.5	<0.002	0.44	11.00	13.7	2	2.5	256	0.34	0.12	6.2	0.231	0.92
K286123		1500	6.2	117.0	0.011	0.20	5.83	8.6	3	2.3	236	0.32	0.10	5.1	0.168	0.86
K286124		120	5.4	92.4	0.007	0.20	5.35	7.0	3	2.3	161.0	0.29	0.06	3.7	0.118	0.75
K286125		100	6.5	98.6	0.003	0.23	3.56	8.0	3	2.0	170.0	0.35	0.07	4.4	0.161	0.85
K286126		70	4.8	74.1	0.003	0.34	6.22	5.9	3	2.8	92.7	0.24	0.07	2.7	0.110	0.63
K286127		1100	987	99.0	0.016	1.02	8.00	8.5	24	137.5	210	0.66	0.23	7.2	0.284	0.93
K286128		80	4.5	73.8	0.004	0.61	7.23	6.8	4	3.0	105.0	0.25	0.06	3.0	0.110	0.69
K286129		100	4.9	86.3	0.004	0.35	9.36	7.9	4	2.7	149.0	0.31	0.12	3.6	0.140	0.70
K286130		90	5.1	55.1	0.005	0.71	8.43	6.5	6	10.1	97.5	0.23	0.38	2.7	0.101	0.64
K286131		100	5.8	67.4	0.005	0.66	8.69	6.6	7	5.0	148.5	0.29	0.37	3.2	0.112	0.61
K286132		100	5.3	64.6	0.005	0.66	8.05	6.7	7	5.2	149.5	0.31	0.31	3.6	0.116	0.68
K286133		110	4.0	54.7	0.006	0.96	8.40	7.3	8	6.2	137.0	0.24	0.69	2.7	0.113	0.55
K286134		90	5.6	46.8	0.005	0.74	7.98	6.7	5	7.1	102.5	0.22	0.42	2.6	0.102	0.62
K286135		120	5.8	79.1	0.005	0.31	5.92	7.4	6	5.9	167.0	0.32	0.16	4.1	0.119	0.65
K286136		160	1.3	1.2	<0.002	0.01	0.05	0.3	1	<0.2	42.8	<0.05	<0.05	<0.2	<0.005	<0.02
K286137		90	3.4	59.1	0.005	0.35	5.26	6.1	5	3.3	107.0	0.24	<0.05	2.6	0.103	0.45
K286138		90	6.3	43.0	0.009	0.54	5.77	8.7	9	3.4	163.0	0.25	0.08	2.7	0.109	0.38
K286139		60	2.8	34.7	0.005	0.21	3.21	4.3	4	6.2	79.2	0.15	0.18	1.9	0.063	0.29
K286140		110	4.0	77.9	0.003	0.99	7.17	6.6	5	4.0	134.5	0.31	0.07	4.6	0.107	0.68
K286141		810	1380	75.0	0.017	2.77	7.96	6.7	51	213	163.0	0.54	0.47	5.7	0.255	0.61
K286142		780	6.5	110.0	0.002	0.73	2.91	11.1	3	10.2	282	0.42	0.25	6.2	0.179	1.00
K286143		840	6.8	121.0	0.004	0.96	2.32	12.0	6	34.6	349	0.69	0.38	9.1	0.296	0.98
K286144		290	4.6	91.5	0.003	0.53	3.13	6.6	3	35.7	285	0.70	0.08	8.7	0.242	0.58
K286145		950	11.8	164.5	0.003	1.08	7.71	12.0	9	57.8	274	0.72	0.60	8.4	0.331	1.23
K286146		850	2.8	9.1	0.009	2.00	7.85	6.0	15	132.0	168.5	0.61	0.82	7.5	0.197	0.06
K286147		1050	5.7	107.0	0.003	0.74	4.88	13.3	3	35.7	414	0.70	0.30	9.3	0.362	0.80
K286148		720	5.3	91.3	0.003	0.79	6.55	13.0	4	39.1	402	0.72	0.15	9.1	0.329	0.74
K286149		2240	8.6	152.0	0.002	0.22	2.04	18.4	4	7.9	556	0.87	0.25	9.2	0.476	1.49
K286150		310	4.5	23.6	0.004	0.45	7.69	6.8	5	102.0	225	0.62	0.33	7.1	0.226	0.16
K286151		310	4.8	105.0	0.003	0.69	5.66	7.5	3	26.3	298	0.84	0.09	10.0	0.279	0.71
K286152		270	3.4	42.1	0.003	0.42	9.01	6.5	4	65.3	551	0.72	0.17	8.4	0.253	0.32

***** See Appendix Page for comments regarding this certificate *****

ALS Canada Ltd.
2103 Dollarton Hwy
North Vancouver BC V7H 0A7
Phone: 604 984 0221 Fax: 604 984 0218 www.alsglobal.com

To: **SILVER RANGE RESOURCES LTD.**
C/O ARCHER, CATHRO & ASSOCIATES (1981) LIMITED
1016-510 W HASTINGS ST
VANCOUVER BC V6B 1L8

Finalized Date: 15-JUL-2012
Account: RANSIL

Project: Keg-Main-Group 1

CERTIFICATE OF ANALYSIS WH12147486

Sample Description	Method	ME-MS61	ME-MS61	ME-MS61	ME-MS61	ME-MS61	ME-MS61	Zn-OG62
	Analyte	U	V	W	Y	Zn	Zr	Zn
	Units	ppm	ppm	ppm	ppm	ppm	ppm	%
	LOR	0.1	1	0.1	0.1	2	0.5	0.001
K286117		1.0	81	1.2	8.7	41	45.4	
K286118		1.1	69	1.2	10.9	32	45.6	
K286119		1.2	82	1.6	10.2	36	49.4	
K286120		1.1	82	3.2	11.3	45	58.9	
K286121		0.9	5	0.1	0.8	16	<0.5	
K286122		2.5	138	2.5	25.6	45	53.5	
K286123		2.0	133	1.4	13.0	28	54.7	
K286124		1.9	90	1.0	9.8	23	38.6	
K286125		1.6	98	1.4	12.0	50	38.2	
K286126		1.0	72	0.9	8.8	67	28.2	
K286127		4.0	137	3.2	26.8	3150	51.6	
K286128		1.2	104	0.9	8.9	20	31.8	
K286129		1.5	107	0.9	9.2	64	36.0	
K286130		1.3	111	0.7	9.0	456	30.5	
K286131		1.5	117	0.9	8.9	57	34.4	
K286132		1.6	120	1.0	8.6	58	33.3	
K286133		1.4	119	1.1	9.3	1980	30.7	
K286134		1.4	124	0.7	8.3	34	28.9	
K286135		1.9	124	0.9	11.1	456	36.3	
K286136		0.5	1	0.1	0.8	15	<0.5	
K286137		1.1	106	0.7	8.0	255	29.6	
K286138		1.6	170	0.7	9.8	265	33.0	
K286139		1.0	111	0.5	5.7	644	19.1	
K286140		1.7	118	1.0	9.6	83	43.7	
K286141		3.4	105	4.8	23.4	>10000	40.9	1.425
K286142		1.8	95	0.9	16.6	31	56.8	
K286143		3.3	222	2.5	25.2	2550	73.5	
K286144		3.2	250	1.3	18.4	623	55.4	
K286145		2.3	219	1.7	19.7	6150	67.6	
K286146		4.9	224	2.3	24.5	>10000	34.5	1.145
K286147		2.8	215	1.4	32.7	261	70.9	
K286148		2.9	203	6.0	27.8	233	85.1	
K286149		3.0	272	2.4	52.3	90	85.0	
K286150		3.3	246	1.9	24.2	4120	48.3	
K286151		3.5	296	1.2	17.9	461	57.5	
K286152		3.0	264	1.9	16.9	1790	40.9	

***** See Appendix Page for comments regarding this certificate *****

ALS Canada Ltd.
2103 Dollarton Hwy
North Vancouver BC V7H 0A7
Phone: 604 984 0221 Fax: 604 984 0218 www.alsglobal.com

To: **SILVER RANGE RESOURCES LTD.**
C/O ARCHER, CATHRO & ASSOCIATES (1981) LIMITED
1016-510 W HASTINGS ST
VANCOUVER BC V6B 1L8

Finalized Date: 15-JUL-2012
Account: RANSIL

Project: Keg-Main-Group 1

CERTIFICATE OF ANALYSIS WH12147486

Method	CERTIFICATE COMMENTS
ME-MS61	Interference: Ca>10% on ICP-MS As, ICP-AES results shown.
ME-MS61	REE's may not be totally soluble in this method.

ALS Canada Ltd.

2103 Dollarton Hwy
North Vancouver BC V7H 0A7
Phone: 604 984 0221 Fax: 604 984 0218 www.alsglobal.com

To: **SILVER RANGE RESOURCES LTD.**
C/O ARCHER, CATHRO & ASSOCIATES (1981) LIMITED
1016-510 W HASTINGS ST
VANCOUVER BC V6B 1L8

Finalized Date: 18-JUL-2012
Account: RANSIL

CERTIFICATE WH12147487

Project: Keg-Main-Group 1

P.O. No.: Batch 15

This report is for 36 Drill Core samples submitted to our lab in Whitehorse, YT, Canada on 26-JUN-2012.

The following have access to data associated with this certificate:

MATT DUMALA	JOAN MARIACHER	

SAMPLE PREPARATION

ALS CODE	DESCRIPTION
WEI-21	Received Sample Weight
LOG-22	Sample login - Rcd w/o BarCode
CRU-31	Fine crushing - 70%<2mm
CRU-QC	Crushing QC Test
SPL-21	Split sample - riffle splitter
PUL-QC	Pulverizing QC Test
PUL-31	Pulverize split to 85%<75 um
LOG-22d	Sample login - Rcd w/o BarCode dup
SPL-21d	Split sample - duplicate
PUL-31d	Pulverize Split - duplicate
LOG-23	Pulp Login - Rcvd with Barcode

ANALYTICAL PROCEDURES

ALS CODE	DESCRIPTION	INSTRUMENT
Au-AA24	Au 50g FA AA finish	AAS
ME-OG62	Ore Grade Elements - Four Acid	ICP-AES
Sn-XRF05	Sn-Trace Level XRF Analysis	XRF
ME-MS61	48 element four acid ICP-MS	
Zn-OG62	Ore Grade Zn - Four Acid	VARIABLE

To: **SILVER RANGE RESOURCES LTD.**
ATTN: JOAN MARIACHER
C/O ARCHER, CATHRO & ASSOCIATES (1981) LIMITED
1016-510 W HASTINGS ST
VANCOUVER BC V6B 1L8

This is the Final Report and supersedes any preliminary report with this certificate number. Results apply to samples as submitted. All pages of this report have been checked and approved for release.

***** See Appendix Page for comments regarding this certificate *****

Signature: 

Colin Ramshaw, Vancouver Laboratory Manager

ALS Canada Ltd.
2103 Dollarton Hwy
North Vancouver BC V7H 0A7
Phone: 604 984 0221 Fax: 604 984 0218 www.alsglobal.com

To: **SILVER RANGE RESOURCES LTD.**
C/O ARCHER, CATHRO & ASSOCIATES (1981) LIMITED
1016-510 W HASTINGS ST
VANCOUVER BC V6B 1L8

Finalized Date: 18-JUL-2012
Account: RANSIL

Project: Keg-Main-Group 1

CERTIFICATE OF ANALYSIS WH12147487

Sample Description	Method	WEI-21	Au-AA24	Sn-XRF05	ME-MS61	ME-MS61	ME-MS61	ME-MS61	ME-MS61	ME-MS61	ME-MS61	ME-MS61	ME-MS61	ME-MS61	ME-MS61	ME-MS61
	Analyte	Recvd Wt.	Au	Sn	Ag	Al	As	Ba	Be	Bi	Ca	Cd	Ce	Co	Cr	Cs
	Units	kg	ppm	ppm	ppm	%	ppm	ppm	ppm	ppm	%	ppm	ppm	ppm	ppm	ppm
	LOR	0.02	0.005	5	0.01	0.01	0.2	10	0.05	0.01	0.01	0.02	0.01	0.1	1	0.05
K284302		7.56	<0.005	32	0.92	4.86	19.8	1530	1.30	2.33	5.93	15.45	49.7	7.5	75	3.93
K284303		7.04	0.007	43	1.07	5.05	107.0	1940	1.38	2.40	6.28	11.50	53.9	8.3	76	5.50
K284304		6.80	<0.005	76	4.28	4.52	22.2	880	1.49	12.10	9.02	78.2	44.0	7.5	58	4.45
K284305		6.67	<0.005	<5	0.02	0.10	<5	20	0.08	0.04	20.2	0.16	1.22	1.7	1	0.21
K284306		7.87	<0.005	73	1.92	5.25	20.0	1130	1.40	5.09	6.27	64.6	56.2	8.3	72	5.09
K284307		7.71	<0.005	172	1.05	4.77	61.5	740	1.38	3.25	8.15	81.6	49.6	7.5	75	3.44
K284308		7.27	0.072	102	0.46	5.58	1265	1230	1.61	1.48	7.99	19.05	54.2	9.6	105	6.64
K284309		7.46	0.006	1335	28.6	4.83	46.0	760	1.40	97.3	8.72	42.8	50.8	7.1	64	4.42
K284310		0.28	0.008	176	38.1	4.39	457	330	1.14	139.0	7.08	183.5	41.2	8.9	69	5.90
K284311		7.44	<0.005	52	1.74	5.04	25.1	400	1.56	17.75	6.04	91.5	50.7	8.7	63	4.57
K284312		7.61	<0.005	19	0.70	4.34	32.4	990	1.29	8.40	4.13	5.43	43.9	7.4	97	3.38
K284313		6.48	0.008	30	1.95	4.47	32.1	770	1.25	23.4	5.26	11.50	43.7	8.6	62	6.13
K284314		4.75	0.013	10	0.59	5.06	44.3	690	1.58	5.78	2.88	3.84	53.1	11.0	75	9.07
K284315		3.74	0.015	13	0.47	5.31	16.3	630	1.67	9.25	2.19	0.82	58.9	10.0	80	10.55
K284316		7.28	0.005	13	0.50	5.13	29.7	590	1.59	7.65	2.36	7.65	52.2	13.2	74	11.15
K284317		3.54	0.006	14	0.39	5.22	71.1	610	1.69	15.00	2.41	5.73	54.2	12.0	76	11.50
K284318		7.69	<0.005	14	0.35	5.03	8.0	700	1.65	3.06	2.72	3.58	53.4	13.3	85	8.41
K284319		7.76	0.005	18	0.79	4.78	6.8	640	1.66	7.45	3.29	24.5	53.0	13.0	91	8.33
K284320		7.74	0.005	8	0.37	4.38	27.6	440	1.61	3.00	1.99	3.50	43.1	16.1	103	7.86
K284321		7.77	0.008	11	1.04	4.53	735	580	1.47	18.50	2.62	2.89	52.6	17.0	92	7.85
K284322		7.64	<0.005	13	0.51	5.07	31.5	600	1.72	7.41	2.76	0.92	53.7	16.2	83	8.80
K284323		6.56	<0.005	<5	<0.01	0.10	<5	20	0.06	0.03	21.8	0.07	1.54	1.1	2	0.20
K284324		7.50	0.005	19	0.68	4.77	108.5	590	1.73	24.8	2.92	16.80	54.0	16.4	82	8.18
K284325		8.37	0.007	14	0.38	5.37	9.4	640	1.73	5.99	2.27	3.07	65.1	11.5	89	12.45
K284326		8.16	0.018	8	0.55	5.07	3.1	640	1.68	4.21	2.67	2.25	57.0	11.9	89	10.30
K284327		4.44	0.015	10	0.43	5.13	7.6	620	1.78	3.74	2.94	3.50	54.6	11.5	86	9.42
K284328		5.64	0.008	16	0.64	5.28	25.3	730	1.68	6.67	3.64	9.63	57.3	9.4	102	9.10
K284329		6.43	0.010	30	5.57	4.25	4.9	690	1.34	28.4	6.47	46.0	45.6	7.4	74	3.01
K284330		8.30	0.007	27	6.40	4.36	9.1	590	1.30	31.0	5.86	24.4	45.1	7.8	60	3.31
K284331		0.26	0.012	898	62.4	3.63	422	170	0.85	113.5	7.79	532	38.5	12.1	62	4.27
K284332		7.85	0.006	18	0.50	4.85	12.0	830	1.51	4.91	4.82	8.08	48.3	7.3	131	5.53
K284333		8.29	<0.005	23	1.21	4.50	7.4	720	1.38	18.60	6.30	34.5	52.8	7.3	103	4.32
K284334		8.66	0.008	26	2.27	4.56	11.8	680	1.26	16.40	5.84	22.0	48.7	6.5	85	4.63
K284335		8.15	0.005	25	0.37	4.41	7.1	690	1.38	8.56	4.89	8.22	45.4	7.1	109	4.14
K284336		8.20	0.005	21	0.46	4.17	11.0	650	1.26	10.35	4.88	10.40	47.0	6.4	90	4.08
K284337		<0.02	<0.005	22	0.43	4.28	8.4	660	1.31	9.64	4.77	8.76	46.5	6.1	92	4.07

***** See Appendix Page for comments regarding this certificate *****

ALS Canada Ltd.
2103 Dollarton Hwy
North Vancouver BC V7H 0A7
Phone: 604 984 0221 Fax: 604 984 0218 www.alsglobal.com

To: **SILVER RANGE RESOURCES LTD.**
C/O ARCHER, CATHRO & ASSOCIATES (1981) LIMITED
1016-510 W HASTINGS ST
VANCOUVER BC V6B 1L8

Finalized Date: 18-JUL-2012
Account: RANSIL

Project: Keg-Main-Group 1

CERTIFICATE OF ANALYSIS WH12147487

Sample Description	Method	ME-MS61	ME-MS61	ME-MS61	ME-MS61	ME-MS61	ME-MS61	ME-MS61	ME-MS61	ME-MS61	ME-MS61	ME-MS61	ME-MS61	ME-MS61	ME-MS61	ME-MS61
	Analyte	Cu	Fe	Ga	Ge	Hf	In	K	La	Li	Mg	Mn	Mo	Na	Nb	Ni
	Units	ppm	%	ppm	ppm	ppm	ppm	%	ppm	ppm	%	ppm	ppm	%	ppm	ppm
	LOR	0.2	0.01	0.05	0.05	0.1	0.005	0.01	0.5	0.2	0.01	5	0.05	0.01	0.1	0.2
K284302		197.0	2.36	12.00	0.08	2.0	0.494	2.89	27.7	46.5	2.39	697	15.50	0.30	10.6	48.4
K284303		197.0	2.62	12.15	0.11	2.0	0.370	3.39	30.2	47.8	2.24	804	62.2	0.24	11.2	65.5
K284304		344	3.63	9.92	0.10	1.6	2.44	1.56	24.8	52.2	1.79	1160	37.4	0.18	9.3	54.1
K284305		2.2	0.41	0.40	0.10	<0.1	0.008	0.04	0.6	1.7	12.75	197	0.27	0.01	0.5	2.7
K284306		279	3.21	13.45	0.12	2.1	2.04	2.83	30.8	45.0	2.03	1040	48.6	0.34	11.7	61.2
K284307		248	3.25	13.95	0.07	2.0	2.63	1.24	27.9	85.3	2.10	1820	77.5	0.23	10.2	65.6
K284308		134.5	2.55	14.60	0.09	2.3	0.521	2.28	31.8	69.9	1.83	1310	104.0	0.19	11.9	95.8
K284309		120.5	3.06	15.55	0.13	2.0	1.260	0.81	28.6	61.7	1.72	3980	29.4	0.15	10.9	54.7
K284310		1165	5.22	11.45	0.24	1.3	9.05	1.71	22.8	39.1	2.26	1990	13.40	0.20	8.6	45.1
K284311		260	3.99	12.70	0.13	1.8	2.99	2.64	27.3	21.5	1.75	867	13.60	0.22	10.8	50.7
K284312		148.5	2.57	10.65	0.09	1.6	0.197	1.97	25.7	14.9	2.03	401	12.15	0.24	7.8	43.8
K284313		267	3.27	11.90	0.09	1.6	0.425	1.77	23.5	40.0	2.88	634	4.59	0.17	8.1	53.2
K284314		194.0	2.65	14.55	0.10	1.9	0.169	2.32	28.4	39.4	2.19	320	1.16	0.39	9.8	74.3
K284315		126.5	2.35	15.00	0.11	2.0	0.058	2.56	30.5	46.0	1.69	263	0.86	0.66	10.5	52.4
K284316		175.5	3.21	14.40	0.12	1.9	0.191	2.34	27.6	51.4	1.93	292	21.5	0.49	9.4	61.5
K284317		146.5	3.03	14.25	0.12	2.0	0.149	2.31	28.8	49.6	1.82	274	20.1	0.49	9.3	57.2
K284318		146.5	3.24	15.25	0.15	2.3	0.072	2.30	29.0	30.2	1.73	260	42.9	0.43	9.3	95.7
K284319		211	3.71	13.75	0.12	2.2	0.634	1.95	28.6	30.4	2.31	448	31.4	0.38	8.6	74.3
K284320		161.0	3.21	13.65	0.14	1.7	0.077	1.87	22.6	32.1	1.41	234	26.6	0.53	7.5	75.2
K284321		289	4.14	13.45	0.15	1.9	0.107	1.88	28.0	38.4	1.84	333	12.55	0.34	8.3	74.3
K284322		219	3.73	14.60	0.12	1.9	0.046	2.08	28.9	50.2	2.08	427	5.31	0.36	9.0	67.6
K284323		2.2	0.46	0.36	0.28	<0.1	<0.005	0.04	0.7	1.6	13.00	195	0.12	0.01	0.3	0.3
K284324		239	3.59	14.40	0.11	2.0	0.500	2.08	28.3	46.5	2.15	460	21.9	0.31	8.6	76.7
K284325		194.5	3.51	15.15	0.12	2.2	0.124	2.28	33.3	52.4	1.82	297	10.70	0.46	10.4	58.3
K284326		236	2.98	15.75	0.13	2.1	0.134	2.17	29.9	38.5	1.99	295	0.75	0.50	9.5	78.1
K284327		177.5	2.83	15.95	0.16	2.0	0.178	2.42	28.4	34.5	2.09	317	1.78	0.46	9.0	87.2
K284328		188.5	3.10	15.05	0.16	2.1	0.365	2.05	30.9	29.5	2.22	363	8.64	0.38	10.1	75.9
K284329		316	4.29	12.60	0.13	1.6	1.560	1.16	26.6	11.8	3.78	698	6.71	0.25	7.9	43.6
K284330		371	4.81	12.95	0.12	1.8	0.866	1.02	23.4	25.4	3.81	653	1.58	0.21	8.7	39.2
K284331		6690	6.57	10.80	0.41	1.1	19.20	1.22	21.9	53.4	2.13	2800	9.31	0.16	7.6	47.9
K284332		136.5	2.71	13.45	0.13	2.0	0.241	1.94	28.8	14.0	2.15	348	14.75	0.35	9.0	61.0
K284333		210	3.84	11.30	0.09	2.1	1.165	1.31	30.9	9.9	2.99	514	12.95	0.27	7.6	48.4
K284334		188.0	3.32	12.60	0.09	2.0	0.791	0.94	27.1	9.1	2.97	523	5.73	0.22	8.8	47.8
K284335		131.0	2.59	12.05	0.09	1.9	0.264	1.36	26.6	11.4	2.02	312	14.25	0.18	8.0	55.0
K284336		170.5	2.81	11.95	0.10	1.8	0.426	0.91	27.7	11.6	2.38	409	8.74	0.21	7.8	50.4
K284337		158.5	2.78	11.40	0.08	1.9	0.353	0.92	27.1	11.8	2.29	401	8.48	0.21	7.4	49.2

***** See Appendix Page for comments regarding this certificate *****

ALS Canada Ltd.
2103 Dollarton Hwy
North Vancouver BC V7H 0A7
Phone: 604 984 0221 Fax: 604 984 0218 www.alsglobal.com

To: **SILVER RANGE RESOURCES LTD.**
C/O ARCHER, CATHRO & ASSOCIATES (1981) LIMITED
1016-510 W HASTINGS ST
VANCOUVER BC V6B 1L8

Finalized Date: 18-JUL-2012
Account: RANSIL

Project: Keg-Main-Group 1

CERTIFICATE OF ANALYSIS WH12147487

Sample Description	Method	ME-MS61	ME-MS61	ME-MS61	ME-MS61	ME-MS61	ME-MS61	ME-MS61	ME-MS61	ME-MS61	ME-MS61	ME-MS61	ME-MS61	ME-MS61	ME-MS61	ME-MS61
	Analyte	P	Pb	Rb	Re	S	Sb	Sc	Se	Sn	Sr	Ta	Te	Th	Ti	Tl
	Units	ppm	ppm	ppm	ppm	%	ppm	ppm	ppm	ppm	ppm	ppm	ppm	ppm	%	ppm
	LOR	10	0.5	0.1	0.002	0.01	0.05	0.1	1	0.2	0.2	0.05	0.05	0.2	0.005	0.02
K284302		2200	39.8	146.0	0.013	1.04	5.67	8.9	11	28.4	252	0.72	<0.05	8.4	0.329	1.30
K284303		1990	48.3	171.5	0.046	1.19	7.03	9.4	12	35.9	261	0.74	<0.05	8.5	0.326	1.52
K284304		2170	210	73.9	0.029	1.94	8.01	7.5	17	58.0	233	0.60	0.08	6.6	0.278	0.73
K284305		240	1.5	2.0	<0.002	0.01	0.05	0.4	1	0.2	43.1	<0.05	<0.05	<0.2	0.005	<0.02
K284306		1780	72.3	138.0	0.028	1.89	6.23	9.8	15	63.7	281	0.80	0.06	9.2	0.348	1.30
K284307		2240	31.0	61.9	0.045	1.56	6.60	8.8	11	150.5	272	0.70	<0.05	8.4	0.314	0.57
K284308		3840	17.1	133.5	0.063	1.18	20.5	10.6	10	88.6	275	0.82	<0.05	10.0	0.356	1.07
K284309		2720	2190	41.6	0.014	1.33	10.05	8.7	26	>500	332	0.71	0.24	8.6	0.311	0.61
K284310		1240	2730	86.3	0.013	2.82	11.95	8.0	57	135.0	196.5	0.54	0.46	6.9	0.260	0.94
K284311		1920	84.9	115.0	0.010	3.03	8.76	9.7	17	35.5	273	0.69	0.32	8.1	0.317	1.05
K284312		3810	32.6	87.4	0.015	1.60	5.69	8.6	14	12.0	242	0.53	0.10	6.9	0.244	0.79
K284313		1040	84.4	106.5	0.009	2.12	10.95	9.6	14	20.0	178.0	0.53	0.35	7.0	0.241	1.20
K284314		650	19.6	143.5	0.006	1.20	4.05	12.3	9	10.1	191.5	0.63	0.19	8.0	0.292	1.64
K284315		590	15.6	162.5	0.004	1.00	6.62	12.7	7	9.6	213	0.70	0.27	8.9	0.320	1.91
K284316		880	18.9	159.5	0.026	1.76	4.70	12.0	11	11.2	158.5	0.59	0.20	8.1	0.274	1.87
K284317		1050	14.2	155.0	0.026	1.62	4.41	11.7	10	10.9	167.5	0.64	0.33	8.0	0.282	1.85
K284318		1260	10.3	135.5	0.054	1.85	2.92	11.8	12	10.2	184.5	0.67	0.13	7.1	0.289	1.67
K284319		1140	32.2	126.0	0.053	1.98	5.21	11.0	10	13.1	185.0	0.66	0.17	7.3	0.278	1.77
K284320		1070	12.3	120.0	0.060	1.70	1.76	11.5	8	5.2	141.0	0.53	0.13	6.8	0.250	1.69
K284321		1140	35.6	119.0	0.036	2.40	5.96	10.4	12	10.7	160.0	0.64	0.47	7.2	0.273	1.72
K284322		1040	14.1	137.0	0.013	1.94	4.37	11.0	9	11.5	206	0.65	0.17	7.2	0.292	1.81
K284323		230	1.8	1.8	<0.002	0.02	<0.05	0.3	1	<0.2	48.3	<0.05	<0.05	<0.2	<0.005	<0.02
K284324		1070	32.1	135.5	0.036	1.93	6.24	10.5	10	15.6	184.5	0.63	0.33	6.6	0.271	1.73
K284325		620	10.4	170.0	0.024	1.71	2.09	11.8	8	11.8	155.5	0.76	0.24	8.2	0.318	2.33
K284326		630	11.6	140.5	0.005	1.39	2.53	12.8	8	8.2	165.5	0.73	0.17	8.3	0.300	2.01
K284327		920	11.3	141.0	0.008	1.24	2.30	12.0	9	7.8	176.0	0.66	0.14	7.9	0.297	1.82
K284328		1330	21.8	128.0	0.018	1.55	5.21	11.0	12	12.9	197.0	0.71	0.14	7.9	0.311	1.53
K284329		2800	233	54.8	0.010	2.49	10.40	7.9	16	23.2	201	0.54	0.24	5.8	0.242	0.60
K284330		920	285	52.6	0.005	2.78	15.05	8.2	15	23.3	193.0	0.60	0.27	6.2	0.264	0.60
K284331		1010	3120	69.3	0.012	4.67	10.65	6.2	102	>500	132.5	0.49	0.61	5.1	0.229	0.67
K284332		4970	21.4	98.6	0.021	1.41	3.36	9.2	16	13.1	256	0.64	0.09	6.9	0.280	0.96
K284333		5100	57.7	52.3	0.021	2.23	2.51	7.8	13	17.5	219	0.69	0.14	6.8	0.259	0.69
K284334		2530	107.5	47.8	0.011	1.79	3.39	8.5	12	19.1	187.5	0.64	0.15	6.9	0.265	0.51
K284335		4500	14.6	68.4	0.019	1.40	2.13	8.3	13	10.8	172.5	0.58	0.11	6.3	0.262	0.69
K284336		4030	13.7	47.6	0.015	1.50	2.00	8.0	11	19.2	199.0	0.58	0.13	6.2	0.253	0.49
K284337		4090	13.7	45.4	0.016	1.45	1.97	7.9	10	18.2	191.5	0.60	0.11	6.4	0.251	0.54

***** See Appendix Page for comments regarding this certificate *****

ALS Canada Ltd.
2103 Dollarton Hwy
North Vancouver BC V7H 0A7
Phone: 604 984 0221 Fax: 604 984 0218 www.alsglobal.com

To: **SILVER RANGE RESOURCES LTD.**
C/O ARCHER, CATHRO & ASSOCIATES (1981) LIMITED
1016-510 W HASTINGS ST
VANCOUVER BC V6B 1L8

Finalized Date: 18-JUL-2012
Account: RANSIL

Project: Keg-Main-Group 1

CERTIFICATE OF ANALYSIS WH12147487

Sample Description	Method	ME-MS61	ME-MS61	ME-MS61	ME-MS61	ME-MS61	ME-MS61	Zn-OG62
	Analyte	U	V	W	Y	Zn	Zr	Zn
	Units	ppm	ppm	ppm	ppm	ppm	ppm	%
	LOR	0.1	1	0.1	0.1	2	0.5	0.001
K284302		4.2	186	1.1	35.2	968	72.1	
K284303		6.6	371	1.6	38.5	725	77.3	
K284304		5.9	221	5.2	32.5	5200	63.8	
K284305		0.6	3	0.1	1.1	21	0.5	
K284306		6.7	396	3.1	39.2	3980	78.7	
K284307		7.1	557	2.7	35.0	5390	71.1	
K284308		9.8	800	3.7	43.1	1240	85.2	
K284309		5.3	284	3.5	39.2	2920	73.3	
K284310		3.8	130	2.9	27.2	8520	47.6	
K284311		3.9	162	3.5	36.7	5230	68.9	
K284312		4.3	159	1.8	35.1	316	61.6	
K284313		2.7	121	8.9	32.3	666	59.8	
K284314		2.3	100	1.5	35.0	241	74.6	
K284315		2.4	102	1.5	33.0	81	75.6	
K284316		7.5	317	1.8	33.9	474	80.6	
K284317		7.5	320	1.9	34.7	378	78.8	
K284318		10.3	584	8.0	38.4	269	89.8	
K284319		7.0	393	4.9	33.7	1260	74.0	
K284320		5.1	279	2.3	27.4	307	63.9	
K284321		4.3	270	3.6	30.8	196	62.9	
K284322		3.3	191	2.1	31.2	84	65.0	
K284323		0.7	3	0.1	0.9	18	<0.5	
K284324		7.0	311	5.9	32.9	812	72.6	
K284325		2.6	169	10.9	33.1	220	74.5	
K284326		2.1	96	9.2	30.9	135	68.4	
K284327		2.8	111	6.6	34.2	231	67.7	
K284328		3.5	186	5.9	37.3	454	73.4	
K284329		3.1	134	14.4	34.7	2100	56.1	
K284330		2.0	85	35.0	28.1	1100	58.7	
K284331		3.0	78	12.0	24.2	>10000	36.4	2.62
K284332		4.8	185	6.3	38.8	388	70.0	
K284333		4.7	171	9.9	32.8	1580	57.2	
K284334		3.2	114	9.9	33.3	971	64.0	
K284335		4.4	178	5.5	34.2	432	61.6	
K284336		4.1	146	16.8	36.1	468	60.0	
K284337		4.2	144	18.3	33.1	414	56.7	

***** See Appendix Page for comments regarding this certificate *****

ALS Canada Ltd.
2103 Dollarton Hwy
North Vancouver BC V7H 0A7
Phone: 604 984 0221 Fax: 604 984 0218 www.alsglobal.com

To: **SILVER RANGE RESOURCES LTD.**
C/O ARCHER, CATHRO & ASSOCIATES (1981) LIMITED
1016-510 W HASTINGS ST
VANCOUVER BC V6B 1L8

Finalized Date: 18-JUL-2012
Account: RANSIL

Project: Keg-Main-Group 1

CERTIFICATE OF ANALYSIS WH12147487

Method	CERTIFICATE COMMENTS
ME-MS61	Interference: Ca>10% on ICP-MS As, ICP-AES results shown.
ME-MS61	REE's may not be totally soluble in this method.

ALS Canada Ltd.

2103 Dollarton Hwy
North Vancouver BC V7H 0A7
Phone: 604 984 0221 Fax: 604 984 0218 www.alsglobal.com

To: **SILVER RANGE RESOURCES LTD.**
C/O ARCHER, CATHRO & ASSOCIATES (1981) LIMITED
1016-510 W HASTINGS ST
VANCOUVER BC V6B 1L8

Finalized Date: 25-JUL-2012
Account: RANSIL

CERTIFICATE WH12147488

Project: Keg-Main-Group 1

P.O. No.: Batch 16

This report is for 36 Drill Core samples submitted to our lab in Whitehorse, YT, Canada on 26-JUN-2012.

The following have access to data associated with this certificate:

MATT DUMALA	JOAN MARIACHER	

SAMPLE PREPARATION

ALS CODE	DESCRIPTION
WEI-21	Received Sample Weight
LOG-22	Sample login - Rcd w/o BarCode
CRU-31	Fine crushing - 70%<2mm
CRU-QC	Crushing QC Test
SPL-21	Split sample - riffle splitter
PUL-QC	Pulverizing QC Test
PUL-31	Pulverize split to 85%<75 um
LOG-22d	Sample login - Rcd w/o BarCode dup
SPL-21d	Split sample - duplicate
PUL-31d	Pulverize Split - duplicate
LOG-23	Pulp Login - Rcvd with Barcode

ANALYTICAL PROCEDURES

ALS CODE	DESCRIPTION	INSTRUMENT
Au-AA24	Au 50g FA AA finish	AAS
Sn-XRF05	Sn-Trace Level XRF Analysis	XRF
ME-MS61	48 element four acid ICP-MS	

To: **SILVER RANGE RESOURCES LTD.**
ATTN: JOAN MARIACHER
C/O ARCHER, CATHRO & ASSOCIATES (1981) LIMITED
1016-510 W HASTINGS ST
VANCOUVER BC V6B 1L8

This is the Final Report and supersedes any preliminary report with this certificate number. Results apply to samples as submitted. All pages of this report have been checked and approved for release.

***** See Appendix Page for comments regarding this certificate *****

Signature: 

Colin Ramshaw, Vancouver Laboratory Manager

ALS Canada Ltd.
2103 Dollarton Hwy
North Vancouver BC V7H 0A7
Phone: 604 984 0221 Fax: 604 984 0218 www.alsglobal.com

To: **SILVER RANGE RESOURCES LTD.**
C/O ARCHER, CATHRO & ASSOCIATES (1981) LIMITED
1016-510 W HASTINGS ST
VANCOUVER BC V6B 1L8

Finalized Date: 25-JUL-2012
Account: RANSIL

Project: Keg-Main-Group 1

CERTIFICATE OF ANALYSIS WH12147488

Sample Description	Method	WEI-21	Au-AA24	Sn-XRF05	ME-MS61	ME-MS61	ME-MS61	ME-MS61	ME-MS61	ME-MS61	ME-MS61	ME-MS61	ME-MS61	ME-MS61	ME-MS61	ME-MS61
	Analyte	Recvd Wt.	Au	Sn	Ag	Al	As	Ba	Be	Bi	Ca	Cd	Ce	Co	Cr	Cs
	Units	kg	ppm	ppm	ppm	%	ppm	ppm	ppm	ppm	%	ppm	ppm	ppm	ppm	ppm
	LOR	0.02	0.005	5	0.01	0.01	0.2	10	0.05	0.01	0.01	0.02	0.01	0.1	1	0.05
K286153		8.22	<0.005	100	0.29	5.18	17	1100	1.18	9.44	15.80	24.5	48.1	3.1	67	2.06
K286154		8.29	<0.005	51	0.35	5.17	14	2780	1.44	22.6	10.70	19.10	55.3	3.3	67	5.06
K286155		8.45	<0.005	26	0.28	5.24	21.2	3080	1.32	2.63	7.20	3.88	52.0	3.5	71	6.22
K286156		8.15	<0.005	17	0.28	7.43	6.7	1730	1.76	2.05	4.12	1.06	64.1	8.2	32	14.90
K286157		0.25	<0.005	171	14.05	4.42	135.0	1410	1.21	47.1	7.96	53.7	43.2	6.7	61	5.49
K286158		7.52	<0.005	<5	0.03	5.03	11.7	3900	0.98	0.40	1.54	0.14	67.1	5.6	24	7.91
K286159		7.98	<0.005	17	0.05	6.54	5.6	2940	1.46	0.82	2.87	0.86	71.8	7.8	66	19.30
K286160		3.95	<0.005	120	0.50	3.34	7	490	1.89	8.98	21.8	22.6	34.0	4.0	32	2.97
K286161		4.96	0.008	77	2.80	4.15	41.4	1690	1.36	28.7	7.73	50.0	36.6	4.0	53	4.55
K286162		4.96	0.021	52	0.64	4.35	8.9	400	1.51	30.8	7.28	24.9	38.7	3.2	57	4.00
K286163		6.32	0.142	28	2.83	3.62	5.7	150	1.92	233	3.20	1.75	39.6	8.9	53	2.45
K286164		7.01	<0.005	<5	0.01	0.05	<5	20	0.06	0.63	21.0	0.08	1.22	1.3	<1	0.32
K286165		6.14	<0.005	15	0.48	2.72	8.8	220	1.08	13.10	2.44	0.80	30.7	6.0	40	5.05
K286166		5.33	0.005	26	0.61	2.08	10.2	180	0.78	2.79	0.67	0.47	20.4	10.5	42	2.53
K286167		6.35	<0.005	35	0.70	2.18	16.3	100	0.65	6.34	1.00	5.13	15.30	19.2	36	2.17
K286168		2.83	<0.005	31	0.47	1.97	9.2	150	0.73	3.77	0.98	1.03	20.8	14.1	31	1.96
K286169		7.00	<0.005	29	0.29	2.55	8.3	540	0.72	2.77	0.53	0.14	26.5	8.6	35	2.89
K286170		6.80	<0.005	19	0.13	2.33	6.5	3310	0.76	0.85	0.40	0.33	22.8	4.7	38	2.68
K286171		6.27	<0.005	12	0.05	2.16	33.8	6060	0.74	0.64	0.63	0.32	19.60	3.5	31	3.56
K286172		5.24	<0.005	<5	0.01	0.05	<5	50	0.05	0.09	20.9	0.05	1.25	1.4	<1	0.15
K286173		7.20	<0.005	11	0.12	2.05	22.7	1770	0.80	0.70	0.54	0.31	21.1	4.0	32	3.45
K286174		7.21	0.016	9	0.19	2.98	175.5	1400	1.05	1.31	0.65	0.27	25.7	6.3	50	8.29
K286175		5.74	<0.005	6	0.44	3.25	9.3	2980	1.09	0.42	0.39	0.02	32.5	5.1	89	11.85
K286176		<0.02	<0.005	7	0.42	3.22	7.9	2950	1.10	0.47	0.39	0.02	32.1	5.0	90	11.85
K286177		6.57	0.005	8	0.07	2.79	10.6	4230	1.19	0.48	0.36	<0.02	29.2	6.6	62	7.71
K286178		1.96	<0.005	10	0.30	5.95	3.9	930	1.97	2.50	3.68	0.72	58.7	14.1	64	9.91
K286179		5.82	<0.005	9	0.32	6.22	5.6	840	2.07	4.36	3.51	0.92	65.1	14.0	69	9.49
K286180		5.26	<0.005	5	0.37	6.27	19.0	1000	2.11	7.78	3.30	0.23	60.7	14.5	71	11.65
K286181		7.80	<0.005	8	0.39	5.88	9.1	760	1.96	7.96	3.82	2.49	56.4	15.5	63	6.82
K286182		0.25	<0.005	168	14.35	4.36	124.5	1440	1.35	50.8	7.92	55.1	46.7	6.9	66	4.92
K286183		7.43	<0.005	7	0.35	6.18	24.7	890	2.27	3.61	3.31	1.84	58.2	15.9	69	9.49
K286184		7.65	<0.005	6	0.30	6.17	4.6	900	2.05	2.33	4.32	0.74	60.9	13.6	61	9.92
K286185		8.69	<0.005	15	0.33	6.22	4.0	970	2.04	2.63	2.62	0.83	57.7	14.0	67	10.15
K286186		7.99	<0.005	8	0.32	6.30	15.0	880	2.14	1.46	3.24	0.21	66.9	15.3	63	7.35
K286187		8.24	<0.005	5	0.33	6.36	23.1	840	2.22	1.98	2.94	0.72	64.2	16.7	68	9.25
K286188		7.85	<0.005	<5	0.32	6.34	13.8	900	2.00	2.35	1.95	0.18	53.6	13.6	64	10.50

***** See Appendix Page for comments regarding this certificate *****

ALS Canada Ltd.
2103 Dollarton Hwy
North Vancouver BC V7H 0A7
Phone: 604 984 0221 Fax: 604 984 0218 www.alsglobal.com

To: **SILVER RANGE RESOURCES LTD.**
C/O ARCHER, CATHRO & ASSOCIATES (1981) LIMITED
1016-510 W HASTINGS ST
VANCOUVER BC V6B 1L8

Finalized Date: 25-JUL-2012
Account: RANSIL

Project: Keg-Main-Group 1

CERTIFICATE OF ANALYSIS WH12147488

Sample Description	Method	ME-MS61	ME-MS61	ME-MS61	ME-MS61	ME-MS61	ME-MS61	ME-MS61	ME-MS61	ME-MS61	ME-MS61	ME-MS61	ME-MS61	ME-MS61	ME-MS61	ME-MS61
	Analyte	Cu	Fe	Ga	Ge	Hf	In	K	La	Li	Mg	Mn	Mo	Na	Nb	Ni
	Units	ppm	%	ppm	ppm	ppm	ppm	%	ppm	ppm	%	ppm	ppm	%	ppm	ppm
	LOR	0.2	0.01	0.05	0.05	0.1	0.005	0.01	0.5	0.2	0.01	5	0.05	0.01	0.1	0.2
K286153		183.0	3.08	11.80	0.09	1.3	0.821	1.09	29.7	15.5	0.87	1480	2.29	0.08	12.3	21.6
K286154		159.0	2.08	11.55	0.10	1.5	0.707	1.79	33.6	18.9	0.77	666	1.82	0.11	13.2	23.7
K286155		176.0	1.84	11.35	0.09	1.6	0.186	2.69	31.6	17.7	0.73	322	1.69	0.14	13.0	23.6
K286156		336	2.59	16.20	0.14	1.9	0.060	3.77	31.2	71.5	0.71	215	0.97	0.27	11.8	20.8
K286157		758	3.43	11.00	0.19	1.4	2.21	1.89	23.4	35.4	2.18	1700	14.90	0.23	8.3	46.0
K286158		52.1	0.70	10.65	0.11	2.2	0.024	2.93	34.5	42.9	0.34	39	0.89	0.13	8.4	25.7
K286159		103.5	2.38	14.40	0.15	1.7	0.099	3.64	35.4	84.8	0.63	355	0.82	0.22	11.0	20.7
K286160		272	3.33	8.10	0.12	1.1	1.605	0.38	20.4	10.7	0.54	2300	1.21	0.02	8.1	19.2
K286161		831	2.73	9.42	0.09	1.2	2.93	0.49	23.0	11.8	0.66	1180	2.01	0.09	9.8	25.2
K286162		627	4.08	10.25	0.13	1.2	2.51	0.11	24.3	22.4	0.67	1070	2.07	0.09	10.6	22.9
K286163		4080	17.70	13.25	0.57	1.0	0.189	0.16	22.7	47.1	0.79	432	2.19	0.06	9.2	20.2
K286164		16.5	0.52	0.23	<0.05	<0.1	0.005	0.03	0.6	1.2	12.80	206	0.14	<0.01	0.3	2.7
K286165		428	2.74	7.01	0.10	0.8	0.085	0.89	16.0	39.1	0.41	194	1.31	0.05	4.9	35.7
K286166		368	2.60	6.45	0.09	0.8	0.024	1.03	9.5	17.2	0.14	91	1.48	0.05	2.9	35.5
K286167		1010	4.37	6.93	0.14	0.8	0.152	1.17	4.9	12.7	0.18	74	1.25	0.04	3.3	45.3
K286168		581	3.26	6.46	0.11	0.8	0.047	1.06	9.2	11.7	0.14	69	1.11	0.04	3.0	39.0
K286169		282	1.76	7.05	0.09	1.0	0.011	1.60	12.4	21.7	0.19	72	1.13	0.05	3.5	53.1
K286170		125.0	1.15	6.72	0.07	0.8	0.021	1.56	11.6	20.9	0.16	66	0.99	0.06	3.3	42.3
K286171		59.7	0.76	6.29	0.06	0.7	0.014	1.42	10.3	22.3	0.18	92	0.87	0.04	3.0	26.2
K286172		3.8	0.42	0.19	<0.05	<0.1	<0.005	0.03	0.6	1.0	12.65	185	0.14	0.01	0.4	3.0
K286173		104.5	1.03	6.70	0.06	0.7	0.022	1.30	10.9	25.1	0.21	92	1.65	0.04	3.0	31.0
K286174		114.0	1.71	9.71	0.07	0.9	0.034	1.79	13.9	42.3	0.37	205	1.45	0.05	4.0	37.8
K286175		60.7	1.95	13.45	<0.05	1.3	0.032	1.90	13.9	60.3	0.52	231	0.55	0.08	4.7	29.6
K286176		59.3	1.98	13.40	<0.05	1.3	0.030	1.92	13.6	60.6	0.52	235	0.49	0.07	4.6	29.5
K286177		53.0	1.42	10.70	0.12	1.1	0.027	1.52	13.2	55.5	0.38	151	0.51	0.02	4.1	31.5
K286178		269	3.39	14.95	0.16	1.8	0.036	2.45	33.0	25.6	2.28	366	11.85	0.58	10.4	44.2
K286179		230	3.53	14.65	0.19	2.1	0.035	2.63	36.3	28.6	2.15	352	30.2	0.60	10.6	48.3
K286180		281	3.65	14.80	0.21	2.2	0.014	2.85	36.0	30.6	1.89	219	50.7	0.63	10.7	63.6
K286181		266	3.95	14.65	0.21	1.9	0.065	2.19	32.2	15.6	2.30	447	23.1	0.63	10.2	54.4
K286182		745	3.36	11.00	0.24	1.5	2.15	1.84	25.4	43.5	2.14	1680	14.50	0.23	8.3	47.7
K286183		249	3.76	14.95	0.21	2.1	0.043	2.64	33.3	24.7	2.02	351	31.0	0.71	10.9	59.1
K286184		174.0	3.31	13.95	0.18	2.0	0.029	2.69	32.6	25.0	1.75	270	18.30	0.70	10.5	44.3
K286185		243	3.47	14.70	0.19	2.1	0.030	2.64	31.5	24.8	1.82	261	17.45	0.81	10.5	45.8
K286186		166.0	3.46	15.20	0.19	2.1	0.022	2.54	36.2	20.4	2.15	370	16.00	0.87	11.3	47.0
K286187		191.5	3.79	15.30	0.20	2.1	0.026	2.54	36.3	23.5	2.04	289	22.0	0.88	10.6	53.4
K286188		180.5	3.12	15.70	0.19	2.0	0.019	3.28	28.2	27.3	1.50	155	18.35	0.85	10.6	46.7

***** See Appendix Page for comments regarding this certificate *****

ALS Canada Ltd.
2103 Dollarton Hwy
North Vancouver BC V7H 0A7
Phone: 604 984 0221 Fax: 604 984 0218 www.alsglobal.com

To: **SILVER RANGE RESOURCES LTD.**
C/O ARCHER, CATHRO & ASSOCIATES (1981) LIMITED
1016-510 W HASTINGS ST
VANCOUVER BC V6B 1L8

Finalized Date: 25-JUL-2012
Account: RANSIL

Project: Keg-Main-Group 1

CERTIFICATE OF ANALYSIS WH12147488

Sample Description	Method	ME-MS61	ME-MS61	ME-MS61	ME-MS61	ME-MS61	ME-MS61	ME-MS61	ME-MS61	ME-MS61	ME-MS61	ME-MS61	ME-MS61	ME-MS61	ME-MS61	ME-MS61
	Analyte	P	Pb	Rb	Re	S	Sb	Sc	Se	Sn	Sr	Ta	Te	Th	Ti	Tl
	Units	ppm	ppm	ppm	ppm	%	ppm	ppm	ppm	ppm	ppm	ppm	ppm	ppm	%	ppm
	LOR	10	0.5	0.1	0.002	0.01	0.05	0.1	1	0.2	0.2	0.05	0.05	0.2	0.005	0.02
K286153		300	6.6	47.0	0.003	0.39	10.85	7.9	2	87.9	177.5	0.76	0.05	8.6	0.270	0.33
K286154		340	9.2	80.2	0.003	0.47	6.79	8.2	2	47.1	300	0.80	0.51	9.3	0.278	0.60
K286155		360	4.6	114.5	0.002	0.56	2.79	8.1	2	21.9	350	0.80	<0.05	9.1	0.286	0.84
K286156		1410	9.8	143.5	0.002	0.93	2.28	16.5	3	12.4	623	0.75	0.08	8.3	0.425	1.46
K286157		1120	1015	86.3	0.016	1.02	7.47	8.3	24	127.5	205	0.61	0.20	6.4	0.281	0.89
K286158		540	6.5	114.0	0.003	0.18	1.38	8.8	2	2.1	297	0.61	<0.05	10.0	0.189	0.99
K286159		1520	10.4	164.5	0.003	0.51	2.72	16.7	3	11.1	504	0.68	0.09	8.8	0.357	1.73
K286160		320	7.5	18.2	0.004	0.71	3.98	5.7	4	100.0	109.5	0.48	0.20	5.5	0.168	0.11
K286161		250	6.6	20.8	0.003	0.64	7.48	6.0	5	54.7	528	0.63	0.80	6.9	0.223	0.13
K286162		250	2.4	7.0	0.002	1.49	4.72	6.5	9	43.0	504	0.66	0.23	7.1	0.232	0.03
K286163		250	3.8	9.5	0.003	>10.0	5.24	6.3	69	22.0	203	0.54	1.82	6.5	0.198	0.11
K286164		150	1.3	1.8	<0.002	0.05	<0.05	0.3	1	<0.2	43.3	<0.05	<0.05	<0.2	<0.005	<0.02
K286165		160	4.3	44.6	0.004	1.55	10.90	7.0	9	7.8	212	0.33	0.22	4.2	0.139	0.61
K286166		100	16.7	44.5	0.007	1.30	5.32	6.6	7	5.1	72.4	0.22	0.14	2.7	0.097	0.60
K286167		90	8.0	51.9	0.005	3.23	11.10	6.9	12	9.4	63.2	0.24	0.31	1.7	0.106	1.04
K286168		90	7.7	48.5	0.005	1.89	8.68	6.3	8	8.5	74.2	0.22	0.14	2.4	0.098	0.70
K286169		110	5.7	76.1	0.005	0.71	4.42	5.8	5	9.2	101.0	0.28	0.08	3.8	0.107	0.94
K286170		100	4.7	73.0	0.005	0.21	2.71	6.8	3	5.4	107.5	0.24	<0.05	3.3	0.114	0.75
K286171		60	3.5	75.9	0.002	0.22	4.35	5.8	2	3.4	67.7	0.22	<0.05	2.9	0.101	0.71
K286172		200	1.3	1.3	<0.002	<0.01	<0.05	0.2	1	<0.2	47.9	<0.05	<0.05	0.2	<0.005	<0.02
K286173		70	3.8	74.2	0.003	0.37	2.01	6.2	3	3.0	70.0	0.22	<0.05	2.9	0.095	0.70
K286174		140	4.3	108.5	0.004	0.50	8.97	7.9	3	2.8	84.4	0.29	0.08	4.1	0.143	1.06
K286175		470	2.3	132.5	<0.002	0.22	2.55	11.5	1	2.7	79.0	0.30	0.08	4.8	0.188	1.07
K286176		480	2.4	132.0	<0.002	0.24	2.49	11.1	2	2.8	79.5	0.29	0.07	4.7	0.189	1.09
K286177		190	2.4	99.5	<0.002	0.17	1.84	9.0	1	2.9	83.3	0.27	<0.05	3.8	0.156	0.77
K286178		2120	7.3	149.5	0.010	1.61	0.78	12.1	8	7.8	258	0.76	0.05	8.4	0.340	1.83
K286179		2180	8.7	165.0	0.017	1.77	0.85	12.8	8	5.1	252	0.81	0.12	9.1	0.343	1.92
K286180		3970	8.3	190.0	0.028	1.89	0.99	13.0	9	4.3	254	0.78	0.18	9.4	0.354	2.36
K286181		2090	7.1	130.5	0.017	2.05	0.78	12.1	10	5.1	214	0.73	0.18	8.5	0.331	1.57
K286182		1130	1015	99.0	0.017	1.04	7.40	8.4	26	145.0	210	0.62	0.25	6.7	0.274	0.88
K286183		2190	8.4	167.5	0.023	1.98	1.06	13.4	9	5.3	212	0.82	0.11	9.0	0.345	1.89
K286184		1240	7.6	168.0	0.012	1.74	1.09	12.5	6	4.3	245	0.79	0.10	9.0	0.344	2.03
K286185		1260	8.4	169.5	0.012	1.71	0.66	12.4	7	11.9	230	0.77	0.09	9.2	0.354	2.24
K286186		1270	7.5	141.5	0.012	1.77	0.87	13.2	7	7.1	216	0.83	0.08	9.1	0.355	1.78
K286187		1270	6.3	149.0	0.019	1.94	0.84	13.1	8	3.3	204	0.78	0.09	9.2	0.349	2.01
K286188		940	8.8	186.0	0.012	1.57	0.83	12.7	5	3.1	272	0.80	0.08	9.1	0.347	2.44

***** See Appendix Page for comments regarding this certificate *****

ALS Canada Ltd.
2103 Dollarton Hwy
North Vancouver BC V7H 0A7
Phone: 604 984 0221 Fax: 604 984 0218 www.alsglobal.com

To: **SILVER RANGE RESOURCES LTD.**
C/O ARCHER, CATHRO & ASSOCIATES (1981) LIMITED
1016-510 W HASTINGS ST
VANCOUVER BC V6B 1L8

Finalized Date: 25-JUL-2012
Account: RANSIL

Project: Keg-Main-Group 1

CERTIFICATE OF ANALYSIS WH12147488

Sample Description	Method	ME-MS61	ME-MS61	ME-MS61	ME-MS61	ME-MS61	ME-MS61
	Analyte	U	V	W	Y	Zn	Zr
	Units	ppm	ppm	ppm	ppm	ppm	ppm
	LOR	0.1	1	0.1	0.1	2	0.5
K286153		3.1	295	1.2	21.6	1500	42.4
K286154		3.3	313	1.4	20.3	1190	52.2
K286155		3.0	320	1.3	18.5	264	57.1
K286156		1.8	196	2.0	31.2	73	65.8
K286157		3.4	134	3.2	25.7	3110	49.2
K286158		2.4	118	1.6	11.6	47	78.6
K286159		1.8	202	1.5	36.8	71	61.5
K286160		2.8	181	1.7	21.6	1570	45.6
K286161		2.7	242	0.9	14.5	2800	41.5
K286162		2.8	253	5.7	15.5	1430	40.3
K286163		2.7	236	83.4	20.7	121	30.2
K286164		0.6	3	0.3	0.9	16	0.5
K286165		1.7	156	5.7	11.8	90	33.8
K286166		1.5	135	1.2	10.0	100	29.9
K286167		1.4	103	3.8	8.8	425	32.6
K286168		1.3	97	3.0	7.8	68	29.8
K286169		1.7	107	2.5	9.3	15	35.6
K286170		1.3	102	1.3	7.6	37	31.8
K286171		1.1	69	1.4	6.9	72	28.3
K286172		0.8	2	0.1	0.9	16	<0.5
K286173		1.1	71	1.2	6.8	60	28.2
K286174		1.5	97	1.6	9.0	105	35.1
K286175		1.2	81	4.1	10.3	26	54.9
K286176		1.2	81	3.9	10.2	27	53.0
K286177		1.1	63	1.4	9.9	19	43.0
K286178		4.9	221	1.7	34.2	81	67.1
K286179		6.8	264	1.8	37.2	102	81.0
K286180		10.1	350	2.1	43.2	48	86.3
K286181		5.5	305	1.5	35.1	235	78.0
K286182		3.5	137	2.7	28.4	3160	56.6
K286183		6.2	372	1.7	36.0	170	85.7
K286184		4.8	225	1.6	31.2	77	78.5
K286185		4.4	229	1.5	29.7	87	81.0
K286186		4.6	217	1.8	36.6	44	83.1
K286187		4.8	256	1.7	33.7	103	81.2
K286188		3.9	211	1.5	24.7	38	77.5

***** See Appendix Page for comments regarding this certificate *****

ALS Canada Ltd.
2103 Dollarton Hwy
North Vancouver BC V7H 0A7
Phone: 604 984 0221 Fax: 604 984 0218 www.alsglobal.com

To: **SILVER RANGE RESOURCES LTD.**
C/O ARCHER, CATHRO & ASSOCIATES (1981) LIMITED
1016-510 W HASTINGS ST
VANCOUVER BC V6B 1L8

Finalized Date: 25-JUL-2012
Account: RANSIL

Project: Keg-Main-Group 1

CERTIFICATE OF ANALYSIS WH12147488

Method	CERTIFICATE COMMENTS
ME-MS61	Interference: Ca>10% on ICP-MS As, ICP-AES results shown.
ME-MS61	REE's may not be totally soluble in this method.

ALS Canada Ltd.

2103 Dollarton Hwy
North Vancouver BC V7H 0A7
Phone: 604 984 0221 Fax: 604 984 0218 www.alsglobal.com

To: **SILVER RANGE RESOURCES LTD.**
C/O ARCHER, CATHRO & ASSOCIATES (1981) LIMITED
1016-510 W HASTINGS ST
VANCOUVER BC V6B 1L8

Finalized Date: 16-JUL-2012
Account: RANSIL

CERTIFICATE WH12147489

Project: Hammer-Keg

P.O. No.: Batch 3

This report is for 36 Drill Core samples submitted to our lab in Whitehorse, YT, Canada on 26-JUN-2012.

The following have access to data associated with this certificate:

MATT DUMALA	JOAN MARIACHER	

SAMPLE PREPARATION

ALS CODE	DESCRIPTION
WEI-21	Received Sample Weight
LOG-22	Sample login - Rcd w/o BarCode
CRU-31	Fine crushing - 70%<2mm
CRU-QC	Crushing QC Test
PUL-QC	Pulverizing QC Test
SPL-22Y	Split Sample - Boyd Rotary Splitter
PUL-31	Pulverize split to 85%<75 um
LOG-22d	Sample login - Rcd w/o BarCode dup
SPL-21d	Split sample - duplicate
PUL-31d	Pulverize Split - duplicate
LOG-23	Pulp Login - Rcvd with Barcode

ANALYTICAL PROCEDURES

ALS CODE	DESCRIPTION	INSTRUMENT
Au-AA24	Au 50g FA AA finish	AAS
ME-OG62	Ore Grade Elements - Four Acid	ICP-AES
Sn-XRF05	Sn-Trace Level XRF Analysis	XRF
ME-MS61	48 element four acid ICP-MS	
Ag-OG62	Ore Grade Ag - Four Acid	VARIABLE
Pb-OG62	Ore Grade Pb - Four Acid	VARIABLE
Zn-OG62	Ore Grade Zn - Four Acid	VARIABLE
Ag-GRA21	Ag 30g FA-GRAV finish	WST-SIM

To: **SILVER RANGE RESOURCES LTD.**
ATTN: JOAN MARIACHER
C/O ARCHER, CATHRO & ASSOCIATES (1981) LIMITED
1016-510 W HASTINGS ST
VANCOUVER BC V6B 1L8

This is the Final Report and supersedes any preliminary report with this certificate number. Results apply to samples as submitted. All pages of this report have been checked and approved for release.

***** See Appendix Page for comments regarding this certificate *****

Signature: 

Colin Ramshaw, Vancouver Laboratory Manager

ALS Canada Ltd.
2103 Dollarton Hwy
North Vancouver BC V7H 0A7
Phone: 604 984 0221 Fax: 604 984 0218 www.alsglobal.com

To: **SILVER RANGE RESOURCES LTD.**
C/O ARCHER, CATHRO & ASSOCIATES (1981) LIMITED
1016-510 W HASTINGS ST
VANCOUVER BC V6B 1L8

Finalized Date: 16-JUL-2012
Account: RANSIL

Project: Hammer-Keg

CERTIFICATE OF ANALYSIS WH12147489

Sample Description	Method / Analyte / Units / LOR	WEI-21 Recvd Wt. kg 0.02	Au-AA24 Au ppm 0.005	Sn-XRF05 Sn ppm 5	ME-MS61 Ag ppm 0.01	ME-MS61 Al % 0.01	ME-MS61 As ppm 0.2	ME-MS61 Ba ppm 10	ME-MS61 Be ppm 0.05	ME-MS61 Bi ppm 0.01	ME-MS61 Ca % 0.01	ME-MS61 Cd ppm 0.02	ME-MS61 Ce ppm 0.01	ME-MS61 Co ppm 0.1	ME-MS61 Cr ppm 1	ME-MS61 Cs ppm 0.05
L845573		5.86	<0.005	7	0.19	7.30	3.3	600	5.36	0.49	0.58	0.05	85.1	2.2	15	11.55
L845574		3.03	<0.005	6	0.22	7.23	1.9	570	5.95	0.45	0.65	0.30	80.8	2.4	13	10.75
L845575		2.60	0.010	60	>100	6.23	301	390	4.15	0.44	0.25	5.97	65.5	2.1	14	14.30
L845576		2.41	<0.005	7	3.60	7.36	10.5	580	5.48	0.59	0.36	0.62	63.2	1.8	12	18.45
L845577		3.15	<0.005	<5	0.83	0.08	<5	20	0.07	0.02	21.1	0.06	1.27	1.3	1	0.23
L845578		4.48	<0.005	9	0.19	7.52	4.7	460	5.84	0.39	0.38	0.07	76.8	2.4	13	16.50
L845579		2.00	<0.005	8	0.52	8.60	1.7	770	5.83	0.57	0.39	0.05	79.5	3.1	12	8.52
L845580		6.65	<0.005	5	0.11	7.15	1.5	580	6.56	0.43	0.74	0.03	79.3	2.5	13	10.75
L845581		6.86	<0.005	8	0.20	7.21	1.1	580	6.58	0.50	0.72	0.03	77.9	2.4	12	9.87
L845582		6.37	<0.005	6	0.11	7.22	0.9	560	5.98	0.56	0.50	0.02	70.5	2.2	11	9.06
L845583		2.95	<0.005	9	0.16	7.05	1.3	550	5.50	0.55	0.49	0.06	62.5	2.2	16	9.37
L845584		4.47	<0.005	7	0.13	7.00	1.0	530	5.58	0.61	0.58	0.03	61.5	2.2	13	11.15
L845585		4.58	<0.005	7	0.22	7.12	1.8	550	5.15	0.53	0.55	0.06	57.5	3.5	19	13.45
L845586		5.51	<0.005	6	1.32	6.68	32.7	430	4.49	0.42	0.15	0.12	70.6	2.4	18	28.8
L845587		3.29	<0.005	<5	0.02	0.11	<5	20	0.06	0.02	21.3	0.05	1.38	1.3	1	0.50
L845588		2.24	<0.005	<5	0.42	7.05	40.8	540	5.15	0.31	0.25	0.39	86.4	4.3	16	22.6
L845589		2.44	<0.005	7	0.34	6.97	6.9	600	4.76	0.32	0.40	0.07	75.7	2.8	15	13.15
L845590		5.13	<0.005	5	0.59	6.89	6.0	540	4.20	0.35	0.62	0.04	68.3	2.7	14	14.90
L845591		5.27	<0.005	6	0.51	6.85	1.5	510	4.73	0.45	0.42	0.03	65.5	2.5	15	12.45
L845592		5.34	<0.005	9	2.01	7.39	6.4	490	4.80	0.55	0.29	0.08	64.7	4.2	31	14.80
L845593		0.25	0.088	14	59.0	4.83	2670	580	0.74	3.96	6.72	125.5	26.7	12.5	41	2.63
L845594		1.60	<0.005	8	0.95	7.27	4.6	540	5.47	0.47	0.34	0.18	58.8	3.1	21	19.25
L845595		1.85	<0.005	9	0.20	7.45	1.0	560	5.64	0.58	0.69	0.02	70.2	2.9	20	8.56
L845596		2.06	<0.005	11	0.37	7.25	5.4	510	5.51	0.38	0.35	0.08	66.6	3.0	20	16.50
L845597		7.72	<0.005	8	0.32	7.34	1.1	530	5.81	0.52	0.59	0.02	60.0	2.6	19	10.35
L845598		1.54	<0.005	8	0.19	7.75	0.7	530	6.34	0.73	0.66	0.02	81.8	3.1	16	10.15
L845599		3.59	<0.005	9	0.37	7.28	1.8	500	5.86	0.48	0.68	0.02	81.9	3.2	16	12.75
L845600		0.06	6.71	664	>100	0.25	>10000	170	0.11	0.14	0.01	262	3.48	0.5	12	0.33
L845601		2.19	<0.005	9	0.92	7.98	8.0	580	6.09	0.58	0.30	0.06	87.3	3.4	23	20.2
L845602		1.99	<0.005	10	8.98	6.25	77.4	290	4.97	0.38	0.21	0.27	66.5	2.3	19	22.8
L845603		4.09	0.008	7	3.88	6.52	75.8	400	4.72	0.42	0.19	0.23	61.5	3.1	24	22.3
L845604		<0.02	0.005	7	3.71	6.63	75.5	400	4.89	0.44	0.20	0.22	65.2	3.3	25	22.3
L845605		3.68	<0.005	8	1.87	6.72	23.1	380	4.16	0.51	0.19	0.11	70.9	2.0	21	17.30
L845606		4.73	<0.005	5	0.52	7.08	18.8	480	4.76	0.54	0.16	0.05	69.0	1.9	21	16.10
L845607		4.39	<0.005	10	0.65	6.94	58.7	390	4.89	0.43	0.16	0.13	66.1	3.9	20	16.60
L845608		1.84	<0.005	7	0.47	7.01	29.3	430	4.28	0.40	0.17	0.06	71.0	3.3	19	16.95

***** See Appendix Page for comments regarding this certificate *****

ALS Canada Ltd.
2103 Dollarton Hwy
North Vancouver BC V7H 0A7
Phone: 604 984 0221 Fax: 604 984 0218 www.alsglobal.com

To: **SILVER RANGE RESOURCES LTD.**
C/O ARCHER, CATHRO & ASSOCIATES (1981) LIMITED
1016-510 W HASTINGS ST
VANCOUVER BC V6B 1L8

Finalized Date: 16-JUL-2012
Account: RANSIL

Project: Hammer-Keg

CERTIFICATE OF ANALYSIS WH12147489

Sample Description	Method	ME-MS61	ME-MS61	ME-MS61	ME-MS61	ME-MS61	ME-MS61	ME-MS61	ME-MS61	ME-MS61	ME-MS61	ME-MS61	ME-MS61	ME-MS61	ME-MS61	ME-MS61
	Analyte	Cu	Fe	Ga	Ge	Hf	In	K	La	Li	Mg	Mn	Mo	Na	Nb	Ni
	Units	ppm	%	ppm	ppm	ppm	ppm	%	ppm	ppm	%	ppm	ppm	%	ppm	ppm
	LOR	0.2	0.01	0.05	0.05	0.1	0.005	0.01	0.5	0.2	0.01	5	0.05	0.01	0.1	0.2
L845573		1.9	1.43	23.8	0.21	2.2	0.032	3.73	40.7	39.6	0.33	199	0.55	1.83	8.8	2.6
L845574		3.6	1.40	26.3	0.13	2.1	0.034	3.79	40.4	52.5	0.33	1360	0.84	2.00	9.4	2.7
L845575		143.0	2.11	24.9	0.13	1.7	0.026	3.20	33.0	367	0.15	19800	1.85	0.34	7.5	1.9
L845576		6.2	1.75	27.4	0.14	2.0	0.032	4.33	29.6	76.0	0.21	3280	0.77	0.85	9.5	2.1
L845577		2.0	0.47	0.40	0.22	<0.1	<0.005	0.04	0.6	2.2	12.40	257	0.10	0.01	0.4	0.9
L845578		2.2	1.51	27.2	0.19	2.2	0.037	3.88	37.1	59.9	0.24	156	0.62	1.39	11.5	3.0
L845579		4.2	1.78	32.9	0.21	2.8	0.040	4.83	37.3	50.4	0.44	390	0.38	2.37	13.9	3.2
L845580		3.7	1.46	27.3	0.20	2.2	0.031	3.53	39.3	51.1	0.35	328	0.54	2.23	10.5	2.5
L845581		2.7	1.47	27.0	0.20	2.2	0.030	3.75	37.2	46.9	0.33	225	0.47	1.80	10.6	2.3
L845582		3.4	1.39	26.8	0.19	2.0	0.035	3.78	33.0	34.0	0.29	207	0.39	1.91	9.5	2.2
L845583		3.9	1.36	25.7	0.17	1.9	0.032	3.78	29.1	33.1	0.28	202	0.78	1.89	9.4	2.2
L845584		2.0	1.31	25.3	0.17	1.8	0.031	3.74	28.0	46.7	0.24	319	0.62	1.64	9.5	2.1
L845585		2.8	0.97	27.3	0.17	1.9	0.034	3.98	27.2	97.3	0.17	331	1.05	0.92	11.9	2.0
L845586		4.3	1.25	24.6	0.17	1.9	0.035	3.93	34.5	180.5	0.22	369	1.12	0.08	10.6	2.3
L845587		1.7	0.47	0.49	0.28	<0.1	<0.005	0.06	0.7	2.0	12.50	218	0.40	0.01	0.4	1.1
L845588		3.9	1.86	25.3	0.25	2.0	0.032	4.11	37.6	116.5	0.27	1880	0.93	0.59	9.8	3.2
L845589		2.0	1.59	24.8	0.24	1.9	0.033	3.99	37.3	38.8	0.35	530	0.42	1.43	9.9	3.5
L845590		1.8	1.47	23.1	0.21	1.9	0.030	4.00	31.5	35.5	0.25	258	0.57	1.46	11.5	2.7
L845591		5.6	1.62	24.8	0.23	1.7	0.034	3.95	31.2	31.2	0.31	274	0.68	1.32	10.2	2.8
L845592		6.2	1.36	29.1	0.22	1.5	0.037	4.10	29.5	60.6	0.26	208	1.79	0.47	12.2	3.9
L845593		1000	3.66	11.30	0.19	1.2	0.080	1.33	13.3	12.9	0.67	2680	4.87	1.21	4.0	24.2
L845594		7.3	1.91	28.5	0.18	1.4	0.037	3.97	26.6	34.0	0.31	2280	0.99	1.30	11.2	4.1
L845595		1.9	1.48	28.3	0.22	1.6	0.034	4.21	33.1	39.2	0.34	264	0.91	1.66	11.3	3.0
L845596		4.7	1.72	27.6	0.19	1.4	0.038	4.02	31.1	51.2	0.26	1300	0.89	1.21	10.9	3.5
L845597		2.7	1.46	27.2	0.20	1.5	0.035	3.93	28.0	51.8	0.33	260	0.90	1.59	10.8	2.6
L845598		3.9	1.87	26.5	0.20	1.7	0.035	3.71	37.9	50.6	0.54	310	0.53	1.53	9.5	3.3
L845599		4.1	1.81	25.7	0.21	1.7	0.033	3.48	40.4	54.0	0.56	247	0.53	1.13	9.0	3.2
L845600		3810	12.15	2.22	0.25	0.1	0.135	0.10	2.1	6.0	0.01	41	1.00	0.01	0.5	2.7
L845601		7.4	1.39	31.4	0.18	2.0	0.037	4.59	38.7	199.5	0.29	211	1.07	0.26	10.6	4.1
L845602		6.3	1.48	24.3	0.13	1.4	0.031	3.32	32.9	61.3	0.23	2230	1.42	0.07	8.7	2.2
L845603		6.4	1.15	27.7	0.14	1.5	0.029	4.05	29.3	88.2	0.26	478	1.73	0.07	10.5	2.5
L845604		5.6	1.08	28.7	0.16	1.5	0.029	4.05	31.3	88.0	0.26	455	1.67	0.07	10.5	2.5
L845605		2.2	0.94	26.4	0.14	1.6	0.035	3.99	34.2	104.5	0.24	242	1.05	0.07	9.2	2.1
L845606		2.8	0.94	26.4	0.14	1.6	0.037	4.39	32.7	174.5	0.22	238	0.99	0.10	9.1	1.7
L845607		3.9	1.73	26.9	0.17	1.5	0.033	3.85	32.3	224	0.24	1470	1.29	0.08	8.8	4.3
L845608		3.1	1.24	24.4	0.16	1.5	0.030	4.17	34.9	320	0.23	1940	1.31	0.07	10.0	4.1

***** See Appendix Page for comments regarding this certificate *****

ALS Canada Ltd.
2103 Dollarton Hwy
North Vancouver BC V7H 0A7
Phone: 604 984 0221 Fax: 604 984 0218 www.alsglobal.com

To: **SILVER RANGE RESOURCES LTD.**
C/O ARCHER, CATHRO & ASSOCIATES (1981) LIMITED
1016-510 W HASTINGS ST
VANCOUVER BC V6B 1L8

Finalized Date: 16-JUL-2012
Account: RANSIL

Project: Hammer-Keg

CERTIFICATE OF ANALYSIS WH12147489

Sample Description	Method	ME-MS61	ME-MS61	ME-MS61	ME-MS61	ME-MS61	ME-MS61	ME-MS61	ME-MS61	ME-MS61	ME-MS61	ME-MS61	ME-MS61	ME-MS61	ME-MS61	ME-MS61
	Analyte	P	Pb	Rb	Re	S	Sb	Sc	Se	Sn	Sr	Ta	Te	Th	Ti	Tl
	Units	ppm	ppm	ppm	ppm	%	ppm	ppm	ppm	ppm	ppm	ppm	ppm	ppm	%	ppm
	LOR	10	0.5	0.1	0.002	0.01	0.05	0.1	1	0.2	0.2	0.05	0.05	0.2	0.005	0.02
L845573		490	44.1	240	<0.002	<0.01	1.30	4.1	1	6.0	155.5	0.82	<0.05	21.0	0.172	1.52
L845574		520	49.9	246	<0.002	<0.01	2.03	4.8	1	7.5	178.0	0.76	<0.05	17.9	0.175	1.73
L845575		380	1850	229	<0.002	0.04	247	4.6	1	62.3	137.5	0.62	<0.05	15.8	0.143	2.34
L845576		530	107.5	294	<0.002	<0.01	15.95	5.2	1	6.9	154.5	0.72	<0.05	16.8	0.168	3.02
L845577		180	5.5	1.9	<0.002	0.01	0.91	0.5	1	0.4	45.4	<0.05	<0.05	<0.2	<0.005	0.02
L845578		500	41.8	252	<0.002	<0.01	1.19	5.6	1	7.7	109.5	1.32	<0.05	18.7	0.161	1.69
L845579		580	53.6	318	<0.002	<0.01	1.25	6.1	1	8.0	178.0	1.28	<0.05	20.5	0.217	2.52
L845580		450	41.3	231	<0.002	<0.01	0.43	4.7	1	7.1	181.0	1.02	<0.05	18.2	0.178	1.57
L845581		470	45.6	236	<0.002	<0.01	0.60	4.8	1	6.9	167.5	0.97	<0.05	18.5	0.174	1.71
L845582		540	45.5	232	<0.002	<0.01	0.55	4.8	1	6.4	162.5	0.94	<0.05	17.8	0.166	1.74
L845583		520	48.0	230	<0.002	<0.01	0.62	4.5	1	6.6	159.5	0.91	<0.05	16.1	0.159	1.74
L845584		510	46.9	234	<0.002	<0.01	0.89	4.6	1	6.5	137.0	0.89	<0.05	16.4	0.163	1.92
L845585		530	40.8	273	<0.002	<0.01	1.88	4.8	1	8.2	112.0	0.97	<0.05	15.1	0.182	2.09
L845586		450	48.3	319	<0.002	<0.01	4.84	4.7	1	7.6	65.9	0.91	<0.05	16.6	0.165	3.03
L845587		170	1.5	3.4	<0.002	0.01	<0.05	0.3	1	<0.2	38.2	<0.05	<0.05	0.2	<0.005	0.03
L845588		510	37.2	309	<0.002	<0.01	4.22	5.0	1	6.3	114.5	0.82	<0.05	19.0	0.181	2.88
L845589		420	37.2	274	<0.002	<0.01	2.93	5.2	1	5.7	148.5	1.06	<0.05	19.5	0.180	2.28
L845590		450	39.3	280	<0.002	<0.01	1.38	4.7	1	6.0	137.0	1.23	<0.05	16.0	0.181	2.19
L845591		490	37.8	279	<0.002	<0.01	1.01	4.8	1	6.9	139.5	0.89	<0.05	15.1	0.170	2.36
L845592		570	83.3	297	<0.002	<0.01	2.78	5.7	1	8.5	81.3	0.98	<0.05	15.6	0.207	2.90
L845593		640	>10000	62.0	0.002	2.76	53.1	8.1	5	2.8	426	0.28	0.15	4.9	0.197	0.81
L845594		530	49.8	262	<0.002	<0.01	1.64	5.6	1	7.0	169.0	0.94	<0.05	15.8	0.187	2.36
L845595		540	44.3	275	<0.002	<0.01	0.38	5.7	1	7.1	166.5	0.97	<0.05	18.1	0.198	2.12
L845596		600	58.4	270	<0.002	<0.01	2.75	5.5	1	8.1	124.0	1.07	<0.05	16.7	0.200	2.54
L845597		530	41.4	249	<0.002	<0.01	0.79	5.2	1	7.0	142.5	0.98	<0.05	15.7	0.180	2.03
L845598		580	43.7	238	<0.002	<0.01	0.51	5.2	1	7.3	144.0	0.94	<0.05	19.1	0.200	1.73
L845599		480	40.1	239	<0.002	<0.01	1.05	5.4	1	7.0	134.0	0.99	<0.05	18.5	0.188	1.60
L845600		50	>10000	7.4	0.002	>10.0	3670	0.6	6	159.0	7.0	<0.05	<0.05	0.7	0.010	0.14
L845601		580	49.8	350	<0.002	<0.01	4.29	6.1	1	7.4	86.0	1.16	<0.05	20.1	0.225	3.21
L845602		690	64.1	305	<0.002	<0.01	13.85	4.4	1	10.5	66.1	0.92	<0.05	13.7	0.159	3.89
L845603		620	51.8	355	<0.002	<0.01	9.15	4.5	1	7.7	52.0	0.85	<0.05	14.1	0.156	2.76
L845604		640	53.1	362	<0.002	<0.01	8.68	4.8	1	7.8	51.3	0.86	<0.05	15.2	0.164	2.78
L845605		680	52.3	337	<0.002	<0.01	7.90	5.0	1	7.1	40.4	0.65	<0.05	16.2	0.160	2.96
L845606		500	41.6	337	<0.002	<0.01	3.43	4.9	1	7.3	61.3	0.83	<0.05	16.1	0.174	2.70
L845607		440	49.1	325	<0.002	<0.01	10.15	5.2	1	6.4	61.0	0.81	<0.05	16.0	0.172	2.45
L845608		510	40.2	335	<0.002	<0.01	3.98	5.0	1	7.1	72.3	0.92	<0.05	16.1	0.168	2.57

***** See Appendix Page for comments regarding this certificate *****

ALS Canada Ltd.
2103 Dollarton Hwy
North Vancouver BC V7H 0A7
Phone: 604 984 0221 Fax: 604 984 0218 www.alsglobal.com

To: **SILVER RANGE RESOURCES LTD.**
C/O ARCHER, CATHRO & ASSOCIATES (1981) LIMITED
1016-510 W HASTINGS ST
VANCOUVER BC V6B 1L8

Finalized Date: 16-JUL-2012
Account: RANSIL

Project: Hammer-Keg

CERTIFICATE OF ANALYSIS WH12147489

Sample Description	Method	ME-MS61	ME-MS61	ME-MS61	ME-MS61	ME-MS61	ME-MS61	Ag-OG62	Pb-OG62	Zn-OG62	Ag-GRA21
	Analyte	U	V	W	Y	Zn	Zr	Ag	Pb	Zn	Ag
	Units	ppm	ppm	ppm	ppm	ppm	ppm	ppm	%	%	ppm
	LOR	0.1	1	0.1	0.1	2	0.5	1	0.001	0.001	5
L845573		3.3	19	1.0	7.8	52	77.9				
L845574		4.1	20	0.9	7.7	559	71.0				
L845575		21.3	17	3.2	7.2	1210	61.6	328			
L845576		8.1	19	1.8	7.3	843	70.2				
L845577		0.5	3	0.1	0.8	18	<0.5				
L845578		4.9	19	1.8	8.0	49	68.3				
L845579		2.6	27	2.1	7.9	57	98.0				
L845580		3.0	20	0.9	7.4	52	78.3				
L845581		2.9	19	1.1	7.0	50	76.6				
L845582		2.8	19	1.1	7.2	48	65.9				
L845583		2.7	19	1.0	6.5	51	63.9				
L845584		2.8	19	1.1	6.3	49	60.6				
L845585		4.6	20	1.7	7.1	94	70.4				
L845586		8.4	20	1.9	6.5	128	66.1				
L845587		0.6	3	0.1	0.7	13	0.5				
L845588		10.2	24	1.6	8.7	333	73.4				
L845589		4.5	23	1.3	8.2	352	72.5				
L845590		3.8	22	1.6	7.6	83	67.9				
L845591		2.9	21	1.3	7.7	72	58.6				
L845592		5.4	28	2.1	7.5	226	56.8				
L845593		2.3	62	8.3	10.5	>10000	37.1		1.950	1.930	
L845594		3.3	26	1.8	7.5	118	52.6				
L845595		2.8	25	1.2	8.5	60	63.3				
L845596		2.8	27	1.8	7.8	100	50.9				
L845597		2.7	22	1.2	7.3	54	56.6				
L845598		3.1	25	1.1	7.9	72	62.4				
L845599		3.4	24	1.0	7.4	101	62.2				
L845600		0.8	9	146.0	0.7	>10000	3.1	>1500	11.25	2.70	3430
L845601		14.1	27	3.3	9.0	175	76.8				
L845602		16.3	23	5.8	6.4	254	49.1				
L845603		7.9	22	4.0	5.9	187	53.8				
L845604		8.1	23	3.9	5.9	184	51.6				
L845605		8.4	23	4.0	5.2	128	53.7				
L845606		4.7	22	2.8	6.0	96	52.5				
L845607		13.3	25	7.6	6.9	244	51.9				
L845608		10.2	24	3.6	6.5	204	52.4				

***** See Appendix Page for comments regarding this certificate *****

ALS Canada Ltd.
2103 Dollarton Hwy
North Vancouver BC V7H 0A7
Phone: 604 984 0221 Fax: 604 984 0218 www.alsglobal.com

To: **SILVER RANGE RESOURCES LTD.**
C/O ARCHER, CATHRO & ASSOCIATES (1981) LIMITED
1016-510 W HASTINGS ST
VANCOUVER BC V6B 1L8

Finalized Date: 16-JUL-2012
Account: RANSIL

Project: Hammer-Keg

CERTIFICATE OF ANALYSIS WH12147489

Method	CERTIFICATE COMMENTS
ME-MS61	Interference: Ca>10% on ICP-MS As, ICP-AES results shown.
ME-MS61	REE's may not be totally soluble in this method.

ALS Canada Ltd.

2103 Dollarton Hwy
North Vancouver BC V7H 0A7
Phone: 604 984 0221 Fax: 604 984 0218 www.alsglobal.com

To: **SILVER RANGE RESOURCES LTD.**
C/O ARCHER, CATHRO & ASSOCIATES (1981) LIMITED
1016-510 W HASTINGS ST
VANCOUVER BC V6B 1L8

Finalized Date: 17-JUL-2012
Account: RANSIL

CERTIFICATE WH12147780

Project: Hammer-Keg

P.O. No.: Batch 4

This report is for 36 Drill Core samples submitted to our lab in Whitehorse, YT, Canada on 26-JUN-2012.

The following have access to data associated with this certificate:

MATT DUMALA	JOAN MARIACHER	

SAMPLE PREPARATION

ALS CODE	DESCRIPTION
WEI-21	Received Sample Weight
LOG-22	Sample login - Rcd w/o BarCode
CRU-31	Fine crushing - 70%<2mm
CRU-QC	Crushing QC Test
PUL-QC	Pulverizing QC Test
SPL-22Y	Split Sample - Boyd Rotary Splitter
PUL-31	Pulverize split to 85%<75 um
LOG-22d	Sample login - Rcd w/o BarCode dup
SPL-21d	Split sample - duplicate
PUL-31d	Pulverize Split - duplicate
LOG-23	Pulp Login - Rcvd with Barcode

ANALYTICAL PROCEDURES

ALS CODE	DESCRIPTION	INSTRUMENT
Au-AA24	Au 50g FA AA finish	AAS
ME-OG62	Ore Grade Elements - Four Acid	ICP-AES
Sn-XRF05	Sn-Trace Level XRF Analysis	XRF
ME-MS61	48 element four acid ICP-MS	
Ag-OG62	Ore Grade Ag - Four Acid	VARIABLE
Pb-OG62	Ore Grade Pb - Four Acid	VARIABLE
Zn-OG62	Ore Grade Zn - Four Acid	VARIABLE
Ag-GRA21	Ag 30g FA-GRAV finish	WST-SIM

To: **SILVER RANGE RESOURCES LTD.**
ATTN: JOAN MARIACHER
C/O ARCHER, CATHRO & ASSOCIATES (1981) LIMITED
1016-510 W HASTINGS ST
VANCOUVER BC V6B 1L8

This is the Final Report and supersedes any preliminary report with this certificate number. Results apply to samples as submitted. All pages of this report have been checked and approved for release.

***** See Appendix Page for comments regarding this certificate *****

Signature: 

Colin Ramshaw, Vancouver Laboratory Manager

ALS Canada Ltd.
2103 Dollarton Hwy
North Vancouver BC V7H 0A7
Phone: 604 984 0221 Fax: 604 984 0218 www.alsglobal.com

To: **SILVER RANGE RESOURCES LTD.**
C/O ARCHER, CATHRO & ASSOCIATES (1981) LIMITED
1016-510 W HASTINGS ST
VANCOUVER BC V6B 1L8

Finalized Date: 17-JUL-2012
Account: RANSIL

Project: Hammer-Keg

CERTIFICATE OF ANALYSIS WH12147780

Sample Description	Method / Analyte / Units / LOR	WEI-21 Recvd Wt. kg 0.02	Au-AA24 Au ppm 0.005	Sn-XRF05 Sn ppm 5	ME-MS61 Ag ppm 0.01	ME-MS61 Al % 0.01	ME-MS61 As ppm 0.2	ME-MS61 Ba ppm 10	ME-MS61 Be ppm 0.05	ME-MS61 Bi ppm 0.01	ME-MS61 Ca % 0.01	ME-MS61 Cd ppm 0.02	ME-MS61 Ce ppm 0.01	ME-MS61 Co ppm 0.1	ME-MS61 Cr ppm 1	ME-MS61 Cs ppm 0.05
L845609		5.53	<0.005	9	0.73	6.76	87.8	320	5.56	0.60	0.15	0.09	70.3	3.2	16	17.05
L845610		4.11	0.008	9	0.24	7.77	13.7	480	4.93	0.59	0.22	0.03	69.6	3.4	27	14.75
L845611		2.79	<0.005	11	0.38	7.32	43.8	550	4.71	0.47	0.25	0.09	71.1	3.0	22	16.00
L845612		3.30	<0.005	10	0.15	7.07	1.6	520	4.95	0.45	0.75	0.05	71.9	2.4	20	11.10
L845613		1.24	<0.005	9	0.35	7.57	0.8	460	5.62	0.88	1.65	0.08	65.0	1.9	22	20.5
L845614		1.91	<0.005	11	0.18	7.21	0.4	510	4.89	1.29	1.09	0.04	72.5	2.1	19	12.60
L845615		1.30	<0.005	13	1.42	6.61	66.9	410	4.74	2.32	0.35	0.41	69.2	2.5	21	25.1
L845616		2.32	<0.005	11	0.13	7.29	2.3	480	6.02	0.65	1.13	0.05	72.3	2.4	26	17.05
L845617		0.23	0.105	23	57.1	4.89	2580	540	0.79	3.59	6.61	120.5	27.7	12.7	42	3.03
L845618		2.18	<0.005	9	0.15	7.27	8.1	560	6.12	0.55	0.97	0.63	85.3	3.7	17	13.85
L845619		5.90	<0.005	13	4.17	7.75	79.7	480	4.87	0.55	0.16	7.13	85.4	1.2	23	26.4
L845620		0.98	0.083	242	>100	2.27	1800	100	5.81	0.36	0.28	43.0	27.7	2.0	21	17.45
L845621		5.61	<0.005	9	4.39	7.84	49.1	550	4.92	0.58	0.17	2.96	73.0	0.9	21	27.8
L845622		<0.02	<0.005	9	3.09	7.91	47.6	560	4.93	0.59	0.17	2.97	74.5	1.0	22	27.6
L845623		3.14	<0.005	10	1.27	7.74	56.1	520	5.56	0.55	0.27	1.79	80.3	3.2	27	22.3
L845624		4.95	<0.005	7	1.34	7.63	4.2	600	5.53	0.59	1.20	0.10	82.5	2.6	28	10.30
L845625		5.23	<0.005	9	0.15	7.59	1.5	510	6.30	0.63	1.29	0.07	72.6	2.3	22	12.70
L845626		0.84	<0.005	8	0.24	7.48	4.0	540	5.68	0.41	1.39	0.05	55.3	3.0	15	20.6
L845627		2.27	<0.005	<5	0.17	7.48	3.9	420	7.16	0.49	0.99	0.06	69.9	2.4	20	31.1
L845628		2.91	<0.005	<5	0.02	0.10	7	20	0.07	0.02	22.0	0.06	1.64	1.1	2	0.41
L845629		6.82	<0.005	8	0.14	7.58	2.1	600	6.01	0.44	1.38	0.04	86.3	2.7	20	15.35
L845630		1.76	<0.005	10	17.75	7.62	10.1	500	5.22	0.58	1.10	1.21	68.7	2.7	29	25.9
L845631		1.27	0.217	130	>100	6.04	1710	340	4.57	0.54	0.66	47.4	61.0	3.8	21	22.7
L845632		2.94	<0.005	11	1.25	7.10	3.1	570	4.81	0.47	1.21	0.08	84.0	2.5	21	17.05
L845633		7.08	<0.005	9	1.73	6.96	3.8	570	5.25	0.59	1.33	0.08	81.0	2.4	24	13.65
L845634		3.42	<0.005	7	0.32	7.36	1.6	580	5.45	0.45	1.40	0.06	78.4	2.8	22	12.65
L845635		5.34	<0.005	9	0.29	7.52	0.8	580	5.85	0.48	1.18	0.04	76.3	2.4	32	10.60
L845636		1.14	<0.005	10	0.31	7.55	0.9	530	6.17	0.54	1.48	0.04	73.5	2.9	22	19.95
L845637		3.08	<0.005	9	0.45	7.04	1.3	540	5.34	0.64	1.35	0.12	64.4	2.4	21	10.15
L845638		2.27	<0.005	<5	0.05	0.10	8	20	0.08	0.02	21.9	0.07	1.53	1.2	2	0.78
L845639		4.30	<0.005	6	0.20	7.75	1.6	640	5.51	1.72	1.26	0.05	90.9	3.0	32	13.90
L845640		1.07	<0.005	5	1.02	7.96	4.0	610	5.35	6.14	0.71	0.04	91.3	3.4	24	17.85
L845641		3.76	<0.005	6	0.34	7.64	1.5	610	5.00	0.62	1.32	0.04	87.7	3.2	27	11.60
L845642		0.06	3.27	660	>100	0.25	>10000	130	0.11	0.10	0.01	262	4.01	0.6	14	0.40
L845643		3.49	<0.005	9	0.20	7.46	4.0	490	6.46	0.57	0.87	0.05	79.2	3.2	18	13.35
L845644		6.75	<0.005	6	0.12	7.44	1.1	530	5.32	0.68	1.15	<0.02	78.8	3.0	19	13.15

***** See Appendix Page for comments regarding this certificate *****

ALS Canada Ltd.
2103 Dollarton Hwy
North Vancouver BC V7H 0A7
Phone: 604 984 0221 Fax: 604 984 0218 www.alsglobal.com

To: **SILVER RANGE RESOURCES LTD.**
C/O ARCHER, CATHRO & ASSOCIATES (1981) LIMITED
1016-510 W HASTINGS ST
VANCOUVER BC V6B 1L8

Finalized Date: 17-JUL-2012
Account: RANSIL

Project: Hammer-Keg

CERTIFICATE OF ANALYSIS WH12147780

Sample Description	Method	ME-MS61	ME-MS61	ME-MS61	ME-MS61	ME-MS61	ME-MS61	ME-MS61	ME-MS61	ME-MS61	ME-MS61	ME-MS61	ME-MS61	ME-MS61	ME-MS61	ME-MS61
	Analyte	Cu	Fe	Ga	Ge	Hf	In	K	La	Li	Mg	Mn	Mo	Na	Nb	Ni
	Units	ppm	%	ppm	ppm	ppm	ppm	%	ppm	ppm	%	ppm	ppm	%	ppm	ppm
	LOR	0.2	0.01	0.05	0.05	0.1	0.005	0.01	0.5	0.2	0.01	5	0.05	0.01	0.1	0.2
L845609		6.9	3.67	25.9	0.10	1.7	0.036	3.62	34.8	202	0.29	1590	1.18	0.05	10.1	4.9
L845610		4.0	1.49	28.2	0.08	1.8	0.039	4.31	33.1	194.0	0.25	214	1.24	0.11	11.4	2.4
L845611		3.4	1.83	25.6	0.09	1.5	0.038	3.96	32.6	209	0.25	2380	1.45	0.12	11.3	4.2
L845612		2.5	1.48	24.2	0.10	1.7	0.036	3.73	34.4	69.0	0.30	180	0.83	1.48	11.3	3.2
L845613		2.6	1.39	24.9	0.09	1.9	0.039	4.35	30.4	107.0	0.38	1150	1.64	0.84	11.4	2.7
L845614		2.1	1.30	23.6	0.11	2.0	0.033	4.01	35.3	50.2	0.28	647	1.47	1.86	11.7	2.6
L845615		4.9	1.43	22.0	0.08	1.8	0.030	3.97	34.0	162.0	0.23	1720	1.49	0.25	10.4	2.8
L845616		0.9	1.33	29.0	0.16	2.3	0.030	4.12	34.4	96.3	0.28	672	2.02	1.51	12.8	2.8
L845617		993	3.68	11.40	0.12	1.4	0.075	1.34	14.2	14.1	0.67	2630	5.58	1.22	4.3	24.5
L845618		3.0	1.58	27.7	0.17	2.5	0.024	3.88	41.6	43.6	0.34	1900	1.27	1.93	10.4	3.4
L845619		21.2	1.65	29.7	0.18	2.6	0.030	4.16	41.1	324	0.22	1910	1.90	0.13	9.9	1.8
L845620		862	6.56	11.90	0.15	0.7	0.043	0.99	13.4	68.0	0.13	52300	1.77	0.03	2.6	1.9
L845621		22.0	1.52	28.8	0.16	2.5	0.030	4.66	33.8	240	0.20	1600	1.86	0.14	10.4	1.7
L845622		21.8	1.52	29.4	0.17	2.6	0.028	4.67	34.7	230	0.20	1540	1.75	0.14	10.6	1.9
L845623		8.7	1.72	28.9	0.17	2.4	0.030	4.57	38.3	75.1	0.26	2630	2.19	0.54	9.9	2.9
L845624		3.8	1.54	28.4	0.18	2.3	0.032	3.95	40.2	54.0	0.38	311	1.98	2.12	10.0	2.9
L845625		1.4	1.38	28.3	0.17	2.3	0.030	4.00	34.9	45.5	0.32	265	1.55	2.05	11.4	2.5
L845626		2.7	1.18	28.5	0.15	2.4	0.029	4.36	25.1	112.0	0.24	427	1.04	0.53	11.8	2.4
L845627		1.8	1.17	27.3	0.16	2.4	0.027	3.85	33.4	332	0.38	415	1.54	0.17	10.6	2.3
L845628		1.7	0.47	0.37	0.08	<0.1	<0.005	0.04	0.8	1.7	13.45	206	0.19	0.01	0.4	2.1
L845629		2.0	1.55	28.8	0.21	2.6	0.030	4.05	41.4	47.1	0.36	387	1.42	1.88	11.7	2.6
L845630		31.5	1.54	27.5	0.19	2.4	0.035	4.65	31.1	257	0.33	3540	2.08	0.12	10.1	2.9
L845631		1055	2.88	24.5	0.17	2.0	0.090	3.63	29.1	45.2	0.29	30500	1.72	0.08	8.8	3.0
L845632		5.8	1.56	24.3	0.21	2.6	0.031	4.29	41.7	65.3	0.32	892	1.50	1.12	11.6	4.7
L845633		11.2	1.38	25.0	0.20	2.4	0.032	3.77	38.1	67.2	0.35	353	1.50	1.61	9.6	3.5
L845634		2.0	1.48	27.4	0.17	2.5	0.032	3.91	37.7	52.5	0.37	310	1.70	1.90	11.0	2.7
L845635		1.4	1.37	26.8	0.18	2.2	0.024	3.90	37.4	38.7	0.35	269	2.22	2.07	10.4	2.4
L845636		1.8	1.53	27.0	0.18	2.4	0.025	4.03	34.4	56.8	0.45	586	1.46	1.40	10.6	2.9
L845637		7.1	1.30	25.1	0.16	2.3	0.031	3.60	30.2	29.2	0.31	311	1.41	2.76	12.1	2.4
L845638		3.2	0.51	0.39	0.09	<0.1	<0.005	0.05	0.7	1.2	13.35	217	0.17	0.01	0.4	2.2
L845639		3.9	1.59	29.8	0.22	2.5	0.029	3.97	43.9	74.2	0.42	253	2.20	2.04	10.4	3.3
L845640		19.2	1.41	30.1	0.21	2.3	0.026	4.15	45.3	118.0	0.41	187	1.89	1.14	8.7	3.2
L845641		16.3	1.58	28.6	0.19	2.3	0.029	3.89	43.0	60.7	0.42	288	1.49	2.20	9.9	3.7
L845642		3990	13.00	2.22	0.23	0.1	0.115	0.11	2.5	6.4	0.01	40	1.36	0.01	0.6	3.1
L845643		5.0	1.56	25.8	0.19	2.0	0.028	3.44	41.5	68.3	0.31	804	1.04	1.73	10.2	4.2
L845644		7.3	1.56	25.4	0.20	1.9	0.035	3.54	38.6	73.4	0.32	220	1.00	1.72	10.6	4.4

***** See Appendix Page for comments regarding this certificate *****

ALS Canada Ltd.
2103 Dollarton Hwy
North Vancouver BC V7H 0A7
Phone: 604 984 0221 Fax: 604 984 0218 www.alsglobal.com

To: **SILVER RANGE RESOURCES LTD.**
C/O ARCHER, CATHRO & ASSOCIATES (1981) LIMITED
1016-510 W HASTINGS ST
VANCOUVER BC V6B 1L8

Finalized Date: 17-JUL-2012
Account: RANSIL

Project: Hammer-Keg

CERTIFICATE OF ANALYSIS WH12147780

Sample Description	Method	ME-MS61	ME-MS61	ME-MS61	ME-MS61	ME-MS61	ME-MS61	ME-MS61	ME-MS61	ME-MS61	ME-MS61	ME-MS61	ME-MS61	ME-MS61	ME-MS61	ME-MS61
	Analyte	P	Pb	Rb	Re	S	Sb	Sc	Se	Sn	Sr	Ta	Te	Th	Ti	Tl
	Units	ppm	ppm	ppm	ppm	%	ppm	ppm	ppm	ppm	ppm	ppm	ppm	ppm	%	ppm
	LOR	10	0.5	0.1	0.002	0.01	0.05	0.1	1	0.2	0.2	0.05	0.05	0.2	0.005	0.02
L845609		490	50.2	370	<0.002	<0.01	9.00	4.5	1	7.8	51.1	1.00	<0.05	16.5	0.152	2.46
L845610		530	38.4	343	<0.002	<0.01	1.67	6.0	1	7.9	64.8	1.18	<0.05	20.1	0.203	2.37
L845611		500	40.5	292	<0.002	<0.01	4.53	5.8	1	7.1	85.3	1.10	<0.05	18.7	0.205	2.01
L845612		520	39.4	245	<0.002	<0.01	0.44	5.1	1	6.7	142.5	1.12	<0.05	18.3	0.189	1.50
L845613		560	56.7	295	<0.002	0.01	0.60	4.9	1	7.6	141.0	1.32	<0.05	17.3	0.173	3.15
L845614		520	44.5	266	<0.002	0.01	0.42	4.5	1	6.7	161.5	1.25	<0.05	18.9	0.178	1.81
L845615		500	78.8	311	<0.002	0.22	9.67	4.2	1	8.9	70.1	1.08	<0.05	18.9	0.162	3.57
L845616		570	43.6	291	<0.002	0.01	0.88	4.8	1	8.0	156.0	1.32	<0.05	16.8	0.177	1.97
L845617		610	>10000	64.0	0.003	2.69	56.5	7.7	4	3.0	412	0.33	0.17	3.3	0.202	0.73
L845618		510	54.0	266	<0.002	0.02	0.88	4.8	1	7.3	173.0	0.91	<0.05	19.8	0.194	1.79
L845619		530	151.0	329	<0.002	0.03	20.6	5.1	1	13.7	78.8	0.90	<0.05	19.9	0.196	2.91
L845620		200	2280	94.9	<0.002	0.70	476	1.9	2	242	21.7	0.24	<0.05	5.1	0.052	1.40
L845621		560	67.1	347	<0.002	0.03	14.00	4.7	1	8.9	82.0	0.92	<0.05	18.2	0.194	2.89
L845622		580	62.1	348	<0.002	0.03	13.15	4.7	1	8.6	83.6	0.91	<0.05	18.4	0.197	2.84
L845623		490	62.6	356	<0.002	0.05	17.25	4.9	1	9.0	104.5	0.87	<0.05	19.0	0.197	3.50
L845624		510	48.6	256	<0.002	<0.01	0.93	5.2	1	7.8	192.5	0.84	<0.05	19.2	0.197	1.58
L845625		600	44.6	254	<0.002	0.01	0.42	4.8	1	8.0	172.0	1.07	<0.05	17.2	0.198	1.54
L845626		570	46.6	292	<0.002	0.02	0.92	4.2	1	8.6	118.0	1.12	<0.05	14.7	0.196	1.94
L845627		520	42.8	299	<0.002	0.01	1.32	4.3	1	6.9	78.9	0.92	<0.05	16.7	0.186	1.93
L845628		180	1.7	3.0	<0.002	0.01	0.07	0.3	1	<0.2	47.2	<0.05	<0.05	<0.2	<0.005	0.02
L845629		550	42.8	262	<0.002	0.01	0.55	5.3	1	7.2	195.0	1.04	<0.05	19.4	0.213	1.83
L845630		570	167.0	333	<0.002	0.30	22.1	4.6	1	10.7	91.1	0.88	<0.05	16.4	0.190	3.63
L845631		430	5800	300	0.002	1.85	1105	3.5	2	145.0	47.9	0.79	<0.05	13.3	0.162	3.58
L845632		500	59.0	312	<0.002	0.11	1.69	4.7	<1	7.2	136.5	1.06	<0.05	19.8	0.191	3.04
L845633		510	51.4	229	<0.002	0.01	1.52	4.7	<1	6.0	181.5	0.80	<0.05	19.1	0.186	2.07
L845634		520	44.7	242	<0.002	0.02	0.55	4.7	1	7.0	196.5	0.92	<0.05	17.6	0.201	1.72
L845635		560	44.4	239	<0.002	0.01	0.42	4.6	1	7.5	194.0	1.00	<0.05	17.4	0.185	1.60
L845636		520	47.4	253	<0.002	0.05	0.61	4.4	1	8.1	151.0	0.98	<0.05	16.7	0.200	2.18
L845637		500	46.0	212	<0.002	0.02	0.39	3.8	1	8.5	183.5	1.17	<0.05	14.9	0.183	1.66
L845638		240	4.1	3.6	<0.002	0.02	0.09	0.3	1	0.2	43.1	<0.05	<0.05	<0.2	<0.005	0.02
L845639		580	49.5	244	<0.002	0.02	0.57	5.1	1	7.3	212	0.89	<0.05	20.1	0.209	1.57
L845640		620	56.4	275	<0.002	0.04	1.34	4.8	1	7.6	148.5	0.75	0.05	19.7	0.184	1.85
L845641		540	49.2	241	<0.002	0.05	0.41	5.1	1	7.4	223	0.83	<0.05	18.5	0.210	1.48
L845642		60	>10000	8.2	0.003	>10.0	3770	0.6	6	161.0	7.8	<0.05	<0.05	0.4	0.010	0.12
L845643		500	44.0	259	<0.002	<0.01	0.85	5.3	<1	6.7	131.0	0.89	<0.05	19.3	0.203	1.77
L845644		570	41.0	226	<0.002	<0.01	0.44	5.2	<1	6.4	163.0	1.02	<0.05	17.9	0.208	1.49

***** See Appendix Page for comments regarding this certificate *****

ALS Canada Ltd.
2103 Dollarton Hwy
North Vancouver BC V7H 0A7
Phone: 604 984 0221 Fax: 604 984 0218 www.alsglobal.com

To: **SILVER RANGE RESOURCES LTD.**
C/O ARCHER, CATHRO & ASSOCIATES (1981) LIMITED
1016-510 W HASTINGS ST
VANCOUVER BC V6B 1L8

Finalized Date: 17-JUL-2012
Account: RANSIL

Project: Hammer-Keg

CERTIFICATE OF ANALYSIS WH12147780

Sample Description	Method	ME-MS61	ME-MS61	ME-MS61	ME-MS61	ME-MS61	ME-MS61	Ag-OG62	Pb-OG62	Zn-OG62	Ag-GRA21
	Analyte	U	V	W	Y	Zn	Zr	Ag	Pb	Zn	Ag
	Units	ppm	ppm	ppm	ppm	ppm	ppm	ppm	%	%	ppm
	LOR	0.1	1	0.1	0.1	2	0.5	1	0.001	0.001	5
L845609		31.4	20	9.6	10.2	223	60.4				
L845610		8.6	24	2.1	7.0	48	64.4				
L845611		11.3	25	5.0	7.7	213	54.0				
L845612		4.1	22	1.5	8.0	75	61.2				
L845613		5.9	17	2.1	7.9	84	63.2				
L845614		7.8	18	1.2	8.4	58	69.2				
L845615		9.7	17	2.4	7.4	321	56.7				
L845616		8.0	17	1.6	10.1	66	81.1				
L845617		1.6	59	10.5	11.8	>10000	41.8		1.925	1.815	
L845618		10.7	21	1.3	9.3	878	90.3				
L845619		10.2	21	5.9	10.8	813	90.9				
L845620		22.0	7	4.3	9.5	6290	22.2	980			
L845621		10.7	20	7.2	9.5	715	88.8				
L845622		11.2	21	7.5	9.9	705	91.0				
L845623		10.7	21	1.9	8.8	874	85.8				
L845624		7.5	21	1.3	8.7	64	90.0				
L845625		9.9	20	1.6	9.6	60	80.2				
L845626		5.7	20	2.8	8.5	55	83.8				
L845627		8.5	17	2.6	8.3	53	84.8				
L845628		0.6	2	0.1	0.9	14	0.6				
L845629		11.8	23	1.0	9.1	57	94.6				
L845630		10.1	20	3.3	8.7	865	85.7				
L845631		6.9	17	2.2	7.8	>10000	69.4	1290		1.705	
L845632		8.0	20	1.5	9.4	79	82.0				
L845633		6.8	21	1.2	8.7	64	77.6				
L845634		6.8	21	1.4	8.6	57	91.2				
L845635		8.2	20	1.3	8.8	52	78.7				
L845636		7.5	22	1.3	8.7	50	83.7				
L845637		6.2	19	1.3	8.5	75	80.7				
L845638		0.6	2	0.1	0.9	17	0.6				
L845639		7.5	28	1.5	9.2	63	94.5				
L845640		10.5	25	2.7	9.3	62	88.3				
L845641		8.9	28	1.1	8.7	57	86.2				
L845642		0.5	8	190.0	0.7	>10000	3.8	>1500	11.00	2.70	NSS
L845643		3.3	26	3.5	9.8	52	60.9				
L845644		3.6	27	1.1	9.4	51	59.2				

***** See Appendix Page for comments regarding this certificate *****

ALS Canada Ltd.
2103 Dollarton Hwy
North Vancouver BC V7H 0A7
Phone: 604 984 0221 Fax: 604 984 0218 www.alsglobal.com

To: **SILVER RANGE RESOURCES LTD.**
C/O ARCHER, CATHRO & ASSOCIATES (1981) LIMITED
1016-510 W HASTINGS ST
VANCOUVER BC V6B 1L8

Finalized Date: 17-JUL-2012
Account: RANSIL

Project: Hammer-Keg

CERTIFICATE OF ANALYSIS WH12147780

Method	CERTIFICATE COMMENTS
ALL METHODS	NSS is non-sufficient sample.
ME-MS61	Interference: Ca>10% on ICP-MS As, ICP-AES results shown.
ME-MS61	REE's may not be totally soluble in this method.

ALS Canada Ltd.

2103 Dollarton Hwy
North Vancouver BC V7H 0A7
Phone: 604 984 0221 Fax: 604 984 0218 www.alsglobal.com

To: **SILVER RANGE RESOURCES LTD.**
C/O ARCHER, CATHRO & ASSOCIATES (1981) LIMITED
1016-510 W HASTINGS ST
VANCOUVER BC V6B 1L8

Finalized Date: 17-JUL-2012
Account: RANSIL

CERTIFICATE WH12147781

Project: Hammer-Keg

P.O. No.: Batch 5

This report is for 36 Drill Core samples submitted to our lab in Whitehorse, YT, Canada on 26-JUN-2012.

The following have access to data associated with this certificate:

MATT DUMALA	JOAN MARIACHER	

SAMPLE PREPARATION

ALS CODE	DESCRIPTION
WEI-21	Received Sample Weight
LOG-22	Sample login - Rcd w/o BarCode
CRU-31	Fine crushing - 70%<2mm
CRU-QC	Crushing QC Test
SPL-21	Split sample - riffle splitter
PUL-QC	Pulverizing QC Test
PUL-31	Pulverize split to 85%<75 um
LOG-22d	Sample login - Rcd w/o BarCode dup
SPL-21d	Split sample - duplicate
PUL-31d	Pulverize Split - duplicate
LOG-23	Pulp Login - Rcvd with Barcode

ANALYTICAL PROCEDURES

ALS CODE	DESCRIPTION	INSTRUMENT
Au-AA24	Au 50g FA AA finish	AAS
Au-GRA22	Au 50 g FA-GRAV finish	WST-SIM
ME-OG62	Ore Grade Elements - Four Acid	ICP-AES
Sn-XRF05	Sn-Trace Level XRF Analysis	XRF
ME-MS61	48 element four acid ICP-MS	
Ag-OG62	Ore Grade Ag - Four Acid	VARIABLE
Pb-OG62	Ore Grade Pb - Four Acid	VARIABLE
Zn-OG62	Ore Grade Zn - Four Acid	VARIABLE
Ag-GRA21	Ag 30g FA-GRAV finish	WST-SIM

To: **SILVER RANGE RESOURCES LTD.**
ATTN: JOAN MARIACHER
C/O ARCHER, CATHRO & ASSOCIATES (1981) LIMITED
1016-510 W HASTINGS ST
VANCOUVER BC V6B 1L8

This is the Final Report and supersedes any preliminary report with this certificate number. Results apply to samples as submitted. All pages of this report have been checked and approved for release.

***** See Appendix Page for comments regarding this certificate *****

Signature: 

Colin Ramshaw, Vancouver Laboratory Manager

Comments: Gold assay(s) on sample L845665 is (are) reported by fire assay gravimetric method due to high silver content in sample(s) that may cause incomplete gold dissolution in aqua-regia solution

ALS Canada Ltd.
2103 Dollarton Hwy
North Vancouver BC V7H 0A7
Phone: 604 984 0221 Fax: 604 984 0218 www.alsglobal.com

To: **SILVER RANGE RESOURCES LTD.**
C/O ARCHER, CATHRO & ASSOCIATES (1981) LIMITED
1016-510 W HASTINGS ST
VANCOUVER BC V6B 1L8

Finalized Date: 17-JUL-2012
Account: RANSIL

Project: Hammer-Keg

CERTIFICATE OF ANALYSIS WH12147781

Sample Description	Method	WEI-21	Au-AA24	Au-GRA22	Sn-XRF05	ME-MS61	ME-MS61	ME-MS61	ME-MS61	ME-MS61	ME-MS61	ME-MS61	ME-MS61	ME-MS61	ME-MS61	ME-MS61
	Analyte	Recvd Wt.	Au	Au	Sn	Ag	Al	As	Ba	Be	Bi	Ca	Cd	Ce	Co	Cr
	Units	kg	ppm	ppm	ppm	ppm	%	ppm	ppm	ppm	ppm	%	ppm	ppm	ppm	ppm
	LOR	0.02	0.005	0.05	5	0.01	0.01	0.2	10	0.05	0.01	0.01	0.02	0.01	0.1	1
L845645		3.68	<0.005		7	0.12	7.45	5.3	460	6.43	0.46	1.16	0.05	74.6	3.4	9
L845646		7.19	<0.005		7	0.17	7.42	2.8	560	5.58	0.61	1.27	0.05	80.5	2.3	9
L845647		3.64	<0.005		10	0.47	7.27	5.4	580	5.61	0.80	0.96	0.10	78.1	2.6	7
L845648		5.76	<0.005		8	0.16	7.27	1.2	610	6.17	0.43	1.09	0.05	84.6	2.6	11
L845649		2.71	<0.005		11	0.15	7.35	1.1	600	5.82	0.48	1.09	0.05	81.2	2.6	11
L845650		4.34	<0.005		8	0.12	7.40	0.7	580	5.82	0.66	1.09	0.04	84.8	2.4	10
L845651		1.02	<0.005		27	0.38	9.42	1.0	700	8.92	1.31	1.54	0.27	85.1	3.0	7
L845652		4.82	<0.005		11	0.11	7.42	1.0	590	5.85	0.56	1.08	0.04	81.2	2.5	14
L845653		5.77	<0.005		6	0.16	7.21	0.7	560	6.06	0.54	1.04	0.05	78.0	2.3	10
L845654		2.10	<0.005		<5	0.02	0.10	<5	20	0.08	0.03	21.5	0.05	1.53	1.3	<1
L845655		2.15	<0.005		10	1.38	7.32	181.5	470	5.90	0.64	1.22	0.36	75.3	2.4	7
L845656		6.56	<0.005		<5	0.33	7.65	3.8	590	5.76	0.57	1.30	0.05	83.6	2.6	10
L845657		2.21	<0.005		9	0.81	7.70	5.6	470	6.00	0.69	0.68	4.18	74.4	3.1	7
L845658		2.26	<0.005		11	0.59	7.27	60.3	210	6.09	0.54	0.13	2.47	80.8	1.0	6
L845659		0.21	0.100		25	68.5	5.35	2900	620	0.83	4.12	7.29	143.0	30.8	13.1	42
L845660		1.05	0.167		173	>100	4.91	2970	200	4.50	0.76	0.20	43.1	56.5	2.8	5
L845661		2.38	<0.005		7	1.09	7.58	15.5	550	5.18	0.65	0.22	2.57	79.1	1.8	8
L845662		2.08	<0.005		8	0.22	7.49	1.3	640	6.39	0.42	0.75	0.12	73.0	2.2	7
L845663		1.30	<0.005		10	1.26	7.92	5.7	660	7.13	0.68	1.00	0.14	79.2	2.3	7
L845664		4.34	<0.005		5	0.18	7.69	2.0	600	6.87	0.68	1.24	0.08	79.4	2.7	10
L845665		0.07		7.02	657	>100	0.24	>10000	160	0.10	0.11	0.01	250	4.01	0.6	10
L845666		3.09	<0.005		7	2.31	6.99	25.6	560	5.87	0.50	0.77	0.20	78.1	2.8	8
L845667		1.49	<0.005		5	1.75	5.82	113.5	270	5.21	0.42	0.33	0.97	58.5	2.4	6
L845668		1.10	<0.005		8	0.91	7.01	19.4	330	5.75	0.51	0.46	0.23	74.9	3.6	7
L845669		7.82	<0.005		8	0.30	7.25	2.3	590	5.45	0.53	1.04	0.06	82.6	2.4	16
L845670		4.12	<0.005		9	0.22	7.20	1.3	550	5.60	0.53	1.10	0.04	80.3	2.5	9
L845671		3.36	<0.005		<5	0.01	0.11	5	20	0.07	0.04	20.6	0.07	1.74	1.8	1
L845672		3.85	<0.005		8	0.05	6.75	1.5	540	5.71	0.54	1.08	0.04	67.5	3.4	9
L845673		5.35	<0.005		8	0.12	6.84	5.1	480	6.74	0.57	0.88	0.05	62.2	2.3	9
L845674		4.10	<0.005		<5	0.14	6.65	3.1	480	6.11	0.55	1.30	0.04	56.7	2.2	8
L845675		2.23	0.006		7	0.44	6.94	37.1	510	5.64	0.58	0.23	0.07	67.2	2.4	10
L845676		7.73	<0.005		8	0.10	6.81	1.2	560	5.83	0.50	1.15	0.09	71.5	2.6	11
L845677		<0.02	<0.005		5	0.06	6.43	0.5	540	5.77	0.44	1.10	0.04	68.3	2.5	12
L845678		2.49	<0.005		7	0.20	6.45	5.0	570	5.09	0.51	1.19	0.06	69.8	2.2	11
L845679		2.69	<0.005		11	0.95	7.18	53.2	510	5.25	0.50	0.37	0.97	84.3	2.5	10
L845680		3.23	0.005		30	36.8	6.48	171.5	260	4.97	0.67	0.27	11.95	79.4	2.2	10

Comments: Gold assay(s) on sample L845665 is (are) reported by fire assay gravimetric method due to high silver content in sample(s) that may cause incomplete gold dissolution in aqua-regia solution

***** See Appendix Page for comments regarding this certificate *****

ALS Canada Ltd.
2103 Dollarton Hwy
North Vancouver BC V7H 0A7
Phone: 604 984 0221 Fax: 604 984 0218 www.alsglobal.com

To: **SILVER RANGE RESOURCES LTD.**
C/O ARCHER, CATHRO & ASSOCIATES (1981) LIMITED
1016-510 W HASTINGS ST
VANCOUVER BC V6B 1L8

Finalized Date: 17-JUL-2012
Account: RANSIL

Project: Hammer-Keg

CERTIFICATE OF ANALYSIS WH12147781

Sample Description	Method	ME-MS61	ME-MS61	ME-MS61	ME-MS61	ME-MS61	ME-MS61	ME-MS61	ME-MS61	ME-MS61	ME-MS61	ME-MS61	ME-MS61	ME-MS61	ME-MS61	ME-MS61
	Analyte	Cs	Cu	Fe	Ga	Ge	Hf	In	K	La	Li	Mg	Mn	Mo	Na	Nb
	Units	ppm	ppm	%	ppm	ppm	ppm	ppm	%	ppm	ppm	%	ppm	ppm	%	ppm
	LOR	0.05	0.2	0.01	0.05	0.05	0.1	0.005	0.01	0.5	0.2	0.01	5	0.05	0.01	0.1
L845645		17.90	3.7	1.61	24.0	0.16	1.9	0.032	3.33	35.8	87.3	0.32	278	0.25	1.55	10.9
L845646		10.70	2.3	1.38	23.4	0.15	2.3	0.033	3.78	39.0	51.8	0.35	407	0.37	2.07	10.6
L845647		15.55	2.7	1.35	23.7	0.17	2.1	0.031	3.95	38.6	141.0	0.28	2020	0.27	1.59	10.6
L845648		8.00	1.7	1.36	23.0	0.18	2.2	0.025	3.73	41.9	49.6	0.36	314	0.36	2.29	10.9
L845649		7.88	1.7	1.36	23.0	0.16	2.1	0.029	3.84	40.3	48.0	0.36	313	0.30	2.35	10.1
L845650		7.93	1.4	1.34	23.5	0.17	2.2	0.034	3.73	42.8	66.6	0.34	247	0.37	2.16	11.0
L845651		21.6	37.7	1.49	35.1	0.18	2.9	0.072	5.35	40.5	78.0	0.40	419	0.21	2.38	10.3
L845652		8.08	3.3	1.35	24.7	0.17	2.0	0.036	3.75	40.1	78.6	0.36	253	0.37	2.23	10.0
L845653		8.04	1.5	1.27	23.2	0.16	1.9	0.032	3.76	39.3	57.5	0.33	268	0.40	2.06	9.4
L845654		0.24	1.8	0.49	0.29	0.05	<0.1	<0.005	0.04	0.7	1.4	12.85	214	0.14	0.01	0.3
L845655		24.3	3.1	1.53	22.8	0.18	1.9	0.034	4.09	37.4	175.0	0.45	2480	0.33	0.12	9.2
L845656		15.05	1.4	1.36	24.1	0.17	2.1	0.030	4.06	41.0	52.6	0.32	687	0.34	1.60	10.9
L845657		26.0	2.1	1.52	25.0	0.17	2.0	0.035	4.28	36.1	219	0.27	4630	0.31	0.11	9.9
L845658		27.7	10.1	1.45	22.9	0.16	1.9	0.029	3.37	39.6	141.5	0.21	1970	0.34	0.05	10.0
L845659		2.90	1070	3.95	10.45	0.13	1.4	0.082	1.43	14.3	18.3	0.71	2990	5.48	1.30	4.2
L845660		24.6	824	3.87	17.75	0.14	1.2	<0.005	2.50	28.7	72.8	0.18	29300	0.72	0.05	6.6
L845661		29.7	4.2	1.38	23.8	0.15	2.0	0.030	4.42	39.5	191.5	0.22	2040	0.29	0.21	9.4
L845662		10.70	2.4	1.29	22.2	0.16	1.9	0.024	4.28	36.1	42.4	0.27	568	0.25	1.95	9.2
L845663		11.70	12.4	1.32	26.8	0.18	2.2	0.026	4.66	38.5	38.0	0.35	503	0.37	2.19	9.1
L845664		12.60	2.5	1.44	24.1	0.17	2.0	0.036	3.89	39.9	65.1	0.36	340	0.38	1.93	9.8
L845665		0.41	3590	12.00	2.24	0.32	0.1	0.100	0.10	2.5	7.1	0.01	42	1.16	0.01	0.6
L845666		18.10	4.1	1.41	22.8	0.15	2.0	0.031	3.91	38.0	165.5	0.31	1030	0.33	1.09	9.9
L845667		24.8	11.5	2.21	19.45	0.14	1.4	0.026	2.58	28.7	395	0.21	13000	0.31	0.07	6.9
L845668		27.3	5.7	2.36	22.5	0.16	1.7	0.037	3.49	37.8	306	0.30	5200	0.37	0.08	8.4
L845669		11.00	3.0	1.32	23.5	0.18	2.0	0.035	4.07	41.2	69.1	0.35	298	0.34	1.80	10.7
L845670		11.30	1.6	1.32	23.7	0.17	2.1	0.034	3.86	39.1	60.7	0.32	264	0.36	1.84	11.5
L845671		0.41	3.1	0.43	0.40	0.06	<0.1	<0.005	0.05	0.8	2.3	12.95	193	0.15	0.01	0.6
L845672		13.95	3.6	1.22	30.1	0.19	2.2	0.032	3.87	32.5	60.6	0.28	258	0.37	1.75	13.4
L845673		19.50	5.1	1.09	28.5	0.19	2.1	0.030	3.64	31.1	210	0.26	291	0.22	0.63	9.6
L845674		20.3	3.3	1.01	26.3	0.15	2.1	0.033	3.55	26.8	104.0	0.24	270	0.26	0.63	8.0
L845675		23.0	4.9	1.31	26.9	0.16	2.0	0.032	3.86	33.1	117.0	0.26	553	0.33	0.18	9.7
L845676		18.55	4.8	1.34	26.6	0.17	2.2	0.047	3.92	34.4	66.8	0.31	399	0.49	1.50	10.1
L845677		18.00	3.9	1.27	24.5	0.15	2.2	0.031	3.77	33.1	66.2	0.29	377	0.34	1.46	9.5
L845678		17.30	3.8	1.27	24.7	0.16	2.2	0.032	3.84	34.0	77.0	0.29	995	0.52	1.33	9.1
L845679		26.6	5.7	1.57	24.8	0.17	2.3	0.031	4.13	41.9	139.0	0.25	7900	0.36	0.12	9.4
L845680		26.0	60.3	2.52	20.6	0.10	1.9	0.032	3.34	39.9	92.1	0.24	10650	0.36	0.06	7.8

Comments: Gold assay(s) on sample L845665 is (are) reported by fire assay gravimetric method due to high silver content in sample(s) that may cause incomplete gold dissolution in aqua-regia solution

***** See Appendix Page for comments regarding this certificate *****

ALS Canada Ltd.
2103 Dollarton Hwy
North Vancouver BC V7H 0A7
Phone: 604 984 0221 Fax: 604 984 0218 www.alsglobal.com

To: **SILVER RANGE RESOURCES LTD.**
C/O ARCHER, CATHRO & ASSOCIATES (1981) LIMITED
1016-510 W HASTINGS ST
VANCOUVER BC V6B 1L8

Finalized Date: 17-JUL-2012
Account: RANSIL

Project: Hammer-Keg

CERTIFICATE OF ANALYSIS WH12147781

Sample Description	Method	ME-MS61	ME-MS61	ME-MS61	ME-MS61	ME-MS61	ME-MS61	ME-MS61	ME-MS61	ME-MS61	ME-MS61	ME-MS61	ME-MS61	ME-MS61	ME-MS61	ME-MS61
	Analyte	Ni	P	Pb	Rb	Re	S	Sb	Sc	Se	Sn	Sr	Ta	Te	Th	Ti
	Units	ppm	ppm	ppm	ppm	ppm	%	ppm	ppm	ppm	ppm	ppm	ppm	ppm	ppm	%
	LOR	0.2	10	0.5	0.1	0.002	0.01	0.05	0.1	1	0.2	0.2	0.05	0.05	0.2	0.005
L845645		3.7	540	37.3	256	<0.002	<0.01	0.60	5.5	1	5.9	129.0	1.09	<0.05	19.4	0.200
L845646		2.4	510	51.0	265	<0.002	0.01	0.21	4.5	1	6.6	161.5	1.01	<0.05	22.5	0.188
L845647		2.6	520	50.5	280	<0.002	0.03	1.02	4.6	1	8.8	140.5	0.99	<0.05	21.8	0.181
L845648		2.7	480	48.0	245	<0.002	<0.01	0.18	4.7	1	6.9	205	1.03	<0.05	21.7	0.186
L845649		2.6	480	49.6	237	<0.002	<0.01	0.16	5.0	1	7.3	201	0.93	<0.05	22.5	0.194
L845650		2.6	540	46.8	253	<0.002	0.01	0.13	5.1	1	5.9	197.0	1.02	<0.05	22.2	0.180
L845651		2.9	2250	57.0	408	<0.002	0.13	0.91	7.4	1	23.2	224	0.81	<0.05	25.3	0.223
L845652		2.9	560	45.9	261	<0.002	0.01	0.14	5.2	1	6.8	200	0.92	<0.05	21.1	0.184
L845653		2.3	510	47.4	262	<0.002	0.01	0.23	4.6	1	5.8	177.5	0.94	<0.05	21.8	0.177
L845654		2.9	190	1.5	2.4	<0.002	0.01	<0.05	0.3	1	<0.2	45.6	<0.05	<0.05	0.2	<0.005
L845655		2.8	540	97.6	317	<0.002	0.07	4.85	4.5	1	8.5	91.2	0.91	<0.05	20.9	0.172
L845656		2.6	530	50.0	284	<0.002	0.03	0.62	5.0	1	5.7	177.0	1.08	<0.05	21.6	0.185
L845657		2.7	550	58.1	345	<0.002	0.29	3.00	5.0	1	6.9	73.1	0.97	<0.05	21.4	0.177
L845658		1.5	460	135.0	338	<0.002	0.09	16.65	4.3	1	8.8	57.3	0.99	<0.05	21.1	0.169
L845659		26.5	690	>10000	74.0	0.002	2.97	53.7	8.3	4	2.8	468	0.32	0.19	4.1	0.218
L845660		1.3	340	>10000	258	<0.002	0.99	502	2.7	1	192.5	40.9	0.71	<0.05	11.4	0.112
L845661		2.1	550	79.4	326	<0.002	0.05	5.95	4.3	1	6.7	84.1	1.00	<0.05	22.3	0.175
L845662		2.4	570	53.5	286	<0.002	0.01	0.73	4.1	1	6.0	183.0	1.02	<0.05	20.5	0.161
L845663		2.3	620	77.8	310	<0.002	0.03	1.71	5.0	1	8.1	198.0	0.85	<0.05	22.1	0.197
L845664		3.0	600	47.4	269	<0.002	0.02	0.38	5.0	1	5.8	195.0	0.93	<0.05	21.9	0.189
L845665		3.0	50	>10000	8.0	0.002	>10.0	3510	0.6	6	165.5	7.9	<0.05	<0.05	0.4	0.010
L845666		3.1	570	122.5	284	<0.002	0.03	3.80	4.4	1	5.5	134.5	0.95	<0.05	20.8	0.181
L845667		2.4	390	80.8	240	<0.002	0.46	10.50	3.5	1	6.3	60.4	0.66	<0.05	14.0	0.125
L845668		2.7	480	87.8	301	<0.002	0.58	4.42	4.8	1	8.1	52.8	0.80	<0.05	20.6	0.164
L845669		2.6	500	52.3	289	<0.002	0.01	0.41	4.9	1	6.0	176.0	1.04	<0.05	22.1	0.187
L845670		2.8	460	47.8	275	<0.002	0.01	0.26	5.2	1	6.2	165.5	1.15	<0.05	21.5	0.187
L845671		5.2	190	1.4	2.6	<0.002	0.01	0.05	0.4	1	<0.2	49.3	<0.05	<0.05	0.2	<0.005
L845672		2.9	440	44.8	280	<0.002	0.06	0.94	5.3	1	6.7	158.0	1.17	<0.05	20.0	0.169
L845673		2.3	420	43.3	293	<0.002	0.06	1.25	4.2	1	6.1	97.4	0.84	<0.05	17.1	0.144
L845674		2.4	470	43.1	260	<0.002	0.02	0.63	4.1	1	5.8	99.4	0.70	<0.05	15.2	0.137
L845675		2.3	480	44.4	301	<0.002	0.39	4.67	4.8	1	7.2	71.6	0.88	<0.05	18.8	0.163
L845676		2.6	430	46.1	253	<0.002	0.05	0.58	4.9	1	6.9	171.0	0.94	<0.05	19.7	0.175
L845677		2.8	410	42.5	237	<0.002	0.04	0.51	4.6	1	6.7	163.0	0.91	<0.05	18.7	0.169
L845678		2.5	470	53.8	250	<0.002	0.06	1.03	4.3	1	6.5	159.0	0.76	<0.05	18.6	0.161
L845679		2.3	510	90.8	314	<0.002	0.25	6.90	4.2	1	13.1	77.8	0.83	<0.05	21.3	0.167
L845680		1.9	430	291	292	<0.002	0.70	50.7	4.1	1	32.3	39.8	0.75	<0.05	18.5	0.146

Comments: Gold assay(s) on sample L845665 is (are) reported by fire assay gravimetric method due to high silver content in sample(s) that may cause incomplete gold dissolution in aqua-regia solution

***** See Appendix Page for comments regarding this certificate *****

ALS Canada Ltd.
2103 Dollarton Hwy
North Vancouver BC V7H 0A7
Phone: 604 984 0221 Fax: 604 984 0218 www.alsglobal.com

To: **SILVER RANGE RESOURCES LTD.**
C/O ARCHER, CATHRO & ASSOCIATES (1981) LIMITED
1016-510 W HASTINGS ST
VANCOUVER BC V6B 1L8

Finalized Date: 17-JUL-2012
Account: RANSIL

Project: Hammer-Keg

CERTIFICATE OF ANALYSIS WH12147781

Sample Description	Method	ME-MS61	ME-MS61	ME-MS61	ME-MS61	ME-MS61	ME-MS61	ME-MS61	Ag-OG62	Pb-OG62	Zn-OG62	Ag-GRA21
	Analyte	Tl	U	V	W	Y	Zn	Zr	Ag	Pb	Zn	Ag
	Units	ppm	ppm	ppm	ppm	ppm	ppm	ppm	ppm	%	%	ppm
	LOR	0.02	0.1	1	0.1	0.1	2	0.5	1	0.001	0.001	5
L845645		1.64	3.7	27	1.3	8.8	54	70.6				
L845646		2.20	6.5	21	1.3	8.3	56	90.4				
L845647		2.41	7.9	21	1.4	9.0	411	82.8				
L845648		1.68	6.7	21	1.3	8.5	58	88.4				
L845649		1.77	7.0	22	1.2	8.0	61	83.2				
L845650		1.57	6.6	20	1.1	8.6	51	83.3				
L845651		3.24	8.6	30	4.5	11.4	125	110.5				
L845652		1.67	5.7	22	1.2	8.3	54	80.3				
L845653		1.85	8.9	21	1.1	7.7	60	73.9				
L845654		<0.02	0.6	3	0.1	0.9	15	0.5				
L845655		3.84	9.6	21	2.8	8.1	319	72.4				
L845656		2.31	7.6	21	1.2	8.4	65	80.5				
L845657		3.74	8.3	20	4.4	8.6	1780	72.9				
L845658		4.21	9.1	19	2.4	6.2	790	71.7				
L845659		0.84	1.8	68	10.2	11.8	>10000	44.7		1.975	1.970	
L845660		3.30	13.6	14	2.5	5.6	5850	48.3	578	1.370		
L845661		3.12	8.8	20	3.1	8.7	506	74.4				
L845662		2.01	7.6	17	1.6	8.0	238	73.9				
L845663		2.47	8.9	22	2.7	9.0	123	86.1				
L845664		1.98	7.7	22	1.1	8.3	76	75.6				
L845665		0.12	0.5	8	152.0	0.7	>10000	3.5	>1500	11.00	2.71	NSS
L845666		2.11	8.1	21	4.6	8.2	156	78.0				
L845667		2.16	7.3	15	4.4	6.8	419	53.6				
L845668		3.64	7.8	18	2.5	7.5	391	66.0				
L845669		2.14	6.6	21	1.4	8.3	59	78.4				
L845670		1.80	7.0	22	1.6	8.2	53	80.3				
L845671		0.02	0.5	3	0.1	1.0	17	0.6				
L845672		1.85	6.6	18	1.4	8.6	48	79.1				
L845673		1.84	7.5	18	1.7	8.5	44	73.0				
L845674		1.60	7.2	17	2.0	7.8	42	72.2				
L845675		2.03	6.3	21	1.9	8.2	101	69.8				
L845676		2.03	6.3	22	1.4	7.5	70	73.8				
L845677		1.92	5.3	21	1.5	7.0	60	71.8				
L845678		2.09	5.4	22	0.9	7.4	75	74.1				
L845679		3.08	7.1	22	3.7	9.5	1010	77.9				
L845680		4.12	7.2	20	2.1	7.5	1850	63.2				

Comments: Gold assay(s) on sample L845665 is (are) reported by fire assay gravimetric method due to high silver content in sample(s) that may cause incomplete gold dissolution in aqua-regia solution

***** See Appendix Page for comments regarding this certificate *****

ALS Canada Ltd.
2103 Dollarton Hwy
North Vancouver BC V7H 0A7
Phone: 604 984 0221 Fax: 604 984 0218 www.alsglobal.com

To: **SILVER RANGE RESOURCES LTD.**
C/O ARCHER, CATHRO & ASSOCIATES (1981) LIMITED
1016-510 W HASTINGS ST
VANCOUVER BC V6B 1L8

Page: Appendix 1
Total # Appendix Pages: 1
Finalized Date: 17-JUL-2012
Account: RANSIL

Project: Hammer-Keg

CERTIFICATE OF ANALYSIS WH12147781

Method	CERTIFICATE COMMENTS
ALL METHODS	NSS is non-sufficient sample.
ME-MS61	Interference: Ca>10% on ICP-MS As, ICP-AES results shown.
ME-MS61	REE's may not be totally soluble in this method.

ALS Canada Ltd.

2103 Dollarton Hwy
North Vancouver BC V7H 0A7
Phone: 604 984 0221 Fax: 604 984 0218 www.alsglobal.com

To: **SILVER RANGE RESOURCES LTD.**
C/O ARCHER, CATHRO & ASSOCIATES (1981) LIMITED
1016-510 W HASTINGS ST
VANCOUVER BC V6B 1L8

Finalized Date: 18-JUL-2012
Account: RANSIL

CERTIFICATE WH12147782

Project: Keg (Drex-Group 3)

P.O. No.:

This report is for 14 Rock samples submitted to our lab in Whitehorse, YT, Canada on 26-JUN-2012.

The following have access to data associated with this certificate:

MATT DUMALA	JOAN MARIACHER	

SAMPLE PREPARATION

ALS CODE	DESCRIPTION
WEI-21	Received Sample Weight
LOG-22	Sample login - Rcd w/o BarCode
CRU-31	Fine crushing - 70%<2mm
CRU-QC	Crushing QC Test
PUL-QC	Pulverizing QC Test
SPL-22Y	Split Sample - Boyd Rotary Splitter
PUL-31	Pulverize split to 85%<75 um

ANALYTICAL PROCEDURES

ALS CODE	DESCRIPTION	
ME-MS61	48 element four acid ICP-MS	
ME-OG62	Ore Grade Elements - Four Acid	ICP-AES
Zn-OG62	Ore Grade Zn - Four Acid	VARIABLE
Ag-OG62	Ore Grade Ag - Four Acid	VARIABLE
Pb-OG62	Ore Grade Pb - Four Acid	VARIABLE
Au-AA23	Au 30g FA-AA finish	AAS

To: **SILVER RANGE RESOURCES LTD.**
ATTN: JOAN MARIACHER
C/O ARCHER, CATHRO & ASSOCIATES (1981) LIMITED
1016-510 W HASTINGS ST
VANCOUVER BC V6B 1L8

This is the Final Report and supersedes any preliminary report with this certificate number. Results apply to samples as submitted. All pages of this report have been checked and approved for release.

***** See Appendix Page for comments regarding this certificate *****

Signature: 

Colin Ramshaw, Vancouver Laboratory Manager

ALS Canada Ltd.
2103 Dollarton Hwy
North Vancouver BC V7H 0A7
Phone: 604 984 0221 Fax: 604 984 0218 www.alsglobal.com

To: **SILVER RANGE RESOURCES LTD.**
C/O ARCHER, CATHRO & ASSOCIATES (1981) LIMITED
1016-510 W HASTINGS ST
VANCOUVER BC V6B 1L8

Finalized Date: 18-JUL-2012
Account: RANSIL

Project: Keg (Drex-Group 3)

CERTIFICATE OF ANALYSIS WH12147782

Sample Description	Method	WEI-21	ME-MS61	ME-MS61	ME-MS61	ME-MS61	ME-MS61	ME-MS61	ME-MS61	ME-MS61	ME-MS61	ME-MS61	ME-MS61	ME-MS61	ME-MS61	ME-MS61
	Analyte	Recvd Wt.	Ag	Al	As	Ba	Be	Bi	Ca	Cd	Ce	Co	Cr	Cs	Cu	Fe
	Units	kg	ppm	%	ppm	ppm	ppm	ppm	%	ppm	ppm	ppm	ppm	ppm	ppm	%
	LOR	0.02	0.01	0.01	0.2	10	0.05	0.01	0.01	0.02	0.01	0.1	1	0.05	0.2	0.01
M676123		2.08	1.23	6.44	91.8	1250	2.15	0.45	1.61	10.25	65.8	18.3	79	16.80	90.0	2.69
M676124		1.98	0.90	5.96	866	930	2.01	0.65	1.46	3.16	58.6	12.5	89	10.00	80.3	2.62
M676125		1.80	0.56	6.20	26.0	1430	1.85	0.72	1.60	1.76	68.0	11.5	79	13.20	64.2	2.50
M676130		1.04	3.81	2.39	1455	3470	0.65	3.52	0.04	4.31	40.6	9.3	53	5.13	49.9	1.59
M676131		1.38	2.60	1.05	45.9	5250	0.35	0.29	0.02	0.06	18.70	0.4	61	0.86	19.7	1.03
M676132		1.20	0.59	0.94	42.7	1640	0.44	0.08	0.01	0.05	8.37	0.5	76	1.73	10.4	0.58
M676133		1.08	0.51	1.83	105.5	3850	1.07	0.17	0.01	<0.02	12.75	0.2	66	5.38	11.6	0.72
M676134		1.29	0.62	6.36	49.1	710	2.08	0.12	3.04	3.54	67.0	13.6	78	7.33	52.9	2.52
M676135		1.26	>100	1.39	>10000	90	0.15	16.10	0.03	360	3.95	23.5	14	1.39	2700	15.10
M676136		1.18	>100	1.82	>10000	100	0.60	9.26	0.15	340	9.69	45.8	31	1.45	1135	7.72
M676137		1.24	52.0	1.68	>10000	260	0.27	2.19	0.01	119.0	18.45	12.7	45	3.25	490	2.67
M676201		1.94	30.9	4.56	491	7640	0.32	1.91	0.31	4.02	35.3	1.2	61	3.52	78.0	3.74
M676202		1.19	2.40	2.92	4960	6030	0.48	1.45	0.03	0.44	9.81	3.1	40	3.05	93.9	2.23
M676203		0.69	0.60	1.96	62.6	390	0.50	0.25	0.79	0.62	26.5	7.8	43	5.39	68.6	2.11

***** See Appendix Page for comments regarding this certificate *****

ALS Canada Ltd.
2103 Dollarton Hwy
North Vancouver BC V7H 0A7
Phone: 604 984 0221 Fax: 604 984 0218 www.alsglobal.com

To: **SILVER RANGE RESOURCES LTD.**
C/O ARCHER, CATHRO & ASSOCIATES (1981) LIMITED
1016-510 W HASTINGS ST
VANCOUVER BC V6B 1L8

Finalized Date: 18-JUL-2012
Account: RANSIL

Project: Keg (Drex-Group 3)

CERTIFICATE OF ANALYSIS WH12147782

Sample Description	Method	ME-MS61	ME-MS61	ME-MS61	ME-MS61	ME-MS61	ME-MS61	ME-MS61	ME-MS61	ME-MS61	ME-MS61	ME-MS61	ME-MS61	ME-MS61	ME-MS61	ME-MS61
	Analyte	Ga	Ge	Hf	In	K	La	Li	Mg	Mn	Mo	Na	Nb	Ni	P	Pb
	Units	ppm	ppm	ppm	ppm	%	ppm	ppm	%	ppm	ppm	%	ppm	ppm	ppm	ppm
	LOR	0.05	0.05	0.1	0.005	0.01	0.5	0.2	0.01	5	0.05	0.01	0.1	0.2	10	0.5
M676123		18.25	0.14	2.9	0.169	4.74	33.4	70.0	1.20	340	53.1	0.40	12.6	77.8	4100	48.8
M676124		17.25	0.16	2.4	0.059	3.09	31.8	67.2	1.55	384	16.00	0.52	12.2	44.8	1170	40.3
M676125		16.85	0.21	2.5	0.033	4.09	35.6	69.8	1.00	204	28.8	0.37	12.3	69.3	2760	22.9
M676130		9.88	0.11	1.1	0.369	1.50	13.8	44.6	0.72	179	2.90	0.02	4.4	22.4	190	469
M676131		4.37	0.09	0.4	0.032	0.12	10.1	43.0	0.03	32	3.71	<0.01	1.9	8.1	250	84.7
M676132		3.26	<0.05	0.4	0.011	0.34	4.5	42.5	0.05	40	4.73	0.01	2.0	4.2	90	7.4
M676133		8.00	<0.05	0.8	0.016	0.59	6.8	107.0	0.08	41	2.84	<0.01	3.1	2.0	60	97.3
M676134		17.20	0.15	2.7	0.069	2.68	35.1	27.5	1.72	1010	20.8	0.97	13.6	53.7	1900	21.2
M676135		6.77	0.40	0.4	11.20	1.49	1.6	4.2	0.03	527	1.24	0.03	2.1	16.5	90	>10000
M676136		6.67	0.35	0.5	5.46	1.57	3.0	7.5	0.04	293	2.83	0.03	2.2	18.9	1420	>10000
M676137		5.24	0.08	0.6	2.07	1.63	6.3	7.9	0.05	118	2.87	0.03	3.1	13.8	120	4940
M676201		13.15	0.14	2.2	3.32	3.81	19.4	26.9	1.50	390	10.00	0.12	10.0	3.1	860	4550
M676202		10.40	0.05	1.2	0.043	2.69	4.0	18.7	0.37	94	3.61	0.05	4.9	6.1	170	100.5
M676203		7.82	<0.05	0.9	0.056	0.85	10.0	33.1	0.73	627	2.85	0.05	3.6	21.6	170	44.4

***** See Appendix Page for comments regarding this certificate *****

ALS Canada Ltd.
2103 Dollarton Hwy
North Vancouver BC V7H 0A7
Phone: 604 984 0221 Fax: 604 984 0218 www.alsglobal.com

To: **SILVER RANGE RESOURCES LTD.**
C/O ARCHER, CATHRO & ASSOCIATES (1981) LIMITED
1016-510 W HASTINGS ST
VANCOUVER BC V6B 1L8

Finalized Date: 18-JUL-2012
Account: RANSIL

Project: Keg (Drex-Group 3)

CERTIFICATE OF ANALYSIS WH12147782

Sample Description	Method	ME-MS61	ME-MS61	ME-MS61	ME-MS61	ME-MS61	ME-MS61	ME-MS61	ME-MS61	ME-MS61	ME-MS61	ME-MS61	ME-MS61	ME-MS61	ME-MS61	ME-MS61
	Analyte	Rb	Re	S	Sb	Sc	Se	Sn	Sr	Ta	Te	Th	Ti	Tl	U	V
	Units	ppm	ppm	%	ppm	ppm	ppm	ppm	ppm	ppm	ppm	ppm	%	ppm	ppm	ppm
	LOR	0.1	0.002	0.01	0.05	0.1	1	0.2	0.2	0.05	0.05	0.2	0.005	0.02	0.1	1
M676123		264	0.063	1.94	9.09	13.0	8	28.5	346	1.03	0.06	10.4	0.401	5.44	13.5	585
M676124		206	0.017	1.24	11.30	12.9	8	15.3	212	0.81	0.11	9.4	0.392	3.08	5.2	249
M676125		256	0.058	1.29	6.12	12.5	9	16.1	250	0.88	0.07	10.9	0.411	3.71	12.3	674
M676130		77.8	<0.002	0.40	5.89	8.4	2	24.6	36.9	0.29	0.22	4.4	0.140	0.78	0.9	44
M676131		8.1	0.006	0.22	10.75	3.1	3	3.0	69.5	0.10	<0.05	1.3	0.050	0.26	0.7	56
M676132		26.0	0.008	0.11	4.05	3.1	3	0.9	17.7	0.10	<0.05	1.1	0.046	0.61	0.7	41
M676133		52.7	<0.002	0.05	8.40	5.3	2	30.3	7.8	0.17	<0.05	1.7	0.094	0.57	1.0	96
M676134		148.5	0.019	1.33	5.96	13.2	7	6.4	216	0.91	0.08	9.2	0.386	2.19	7.9	256
M676135		81.9	<0.002	8.59	213	5.2	43	>500	38.6	0.10	2.07	0.7	0.077	1.37	0.6	15
M676136		93.8	<0.002	6.60	745	3.8	63	>500	56.5	0.11	1.20	0.5	0.071	2.09	1.1	23
M676137		98.3	<0.002	1.63	275	6.1	18	>500	72.8	0.18	0.19	1.5	0.097	1.52	0.4	19
M676201		170.0	0.005	0.41	19.75	8.3	25	49.7	134.5	0.74	0.65	7.4	0.316	3.02	4.9	256
M676202		154.0	<0.002	0.26	16.40	11.9	5	83.3	111.5	0.28	0.16	3.1	0.190	1.98	1.0	42
M676203		66.7	<0.002	0.66	1.93	7.8	2	4.4	72.5	0.20	0.06	2.0	0.111	0.86	0.4	23

***** See Appendix Page for comments regarding this certificate *****

ALS Canada Ltd.
2103 Dollarton Hwy
North Vancouver BC V7H 0A7
Phone: 604 984 0221 Fax: 604 984 0218 www.alsglobal.com

To: **SILVER RANGE RESOURCES LTD.**
C/O ARCHER, CATHRO & ASSOCIATES (1981) LIMITED
1016-510 W HASTINGS ST
VANCOUVER BC V6B 1L8

Finalized Date: 18-JUL-2012
Account: RANSIL

Project: Keg (Drex-Group 3)

CERTIFICATE OF ANALYSIS WH12147782

Sample Description	Method	ME-MS61	ME-MS61	ME-MS61	ME-MS61	Zn-OG62	Ag-OG62	Pb-OG62	Au-AA23
	Analyte	W	Y	Zn	Zr	Zn	Ag	Pb	Au
	Units	ppm	ppm	ppm	ppm	%	ppm	%	ppm
	LOR	0.1	0.1	2	0.5	0.001	1	0.001	0.005
M676123		2.3	34.6	601	88.1				<0.005
M676124		1.6	31.5	178	85.3				<0.005
M676125		1.7	38.2	109	89.7				<0.005
M676130		0.9	6.6	310	40.4				0.012
M676131		0.3	5.7	15	14.8				0.006
M676132		0.3	3.3	4	15.1				<0.005
M676133		0.4	5.3	4	29.0				<0.005
M676134		1.7	35.9	317	95.2				<0.005
M676135		0.4	1.9	>10000	17.4	2.33	176	1.415	0.127
M676136		1.5	5.3	>10000	24.8	2.04	221	2.91	0.040
M676137		1.1	5.6	5490	26.6				0.006
M676201		1.3	15.5	236	72.2				<0.005
M676202		6.5	6.9	42	53.5				<0.005
M676203		0.8	9.0	47	36.6				<0.005

***** See Appendix Page for comments regarding this certificate *****

ALS Canada Ltd.
2103 Dollarton Hwy
North Vancouver BC V7H 0A7
Phone: 604 984 0221 Fax: 604 984 0218 www.alsglobal.com

To: **SILVER RANGE RESOURCES LTD.**
C/O ARCHER, CATHRO & ASSOCIATES (1981) LIMITED
1016-510 W HASTINGS ST
VANCOUVER BC V6B 1L8

Finalized Date: 18-JUL-2012
Account: RANSIL

Project: Keg (Drex-Group 3)

CERTIFICATE OF ANALYSIS WH12147782

Method	CERTIFICATE COMMENTS
ME-MS61	REE's may not be totally soluble in this method.

ALS Canada Ltd.
2103 Dollarton Hwy
North Vancouver BC V7H 0A7
Phone: 604 984 0221 Fax: 604 984 0218 www.alsglobal.com

To: **SILVER RANGE RESOURCES LTD.**
C/O ARCHER, CATHRO & ASSOCIATES (1981) LIMITED
1016-510 W HASTINGS ST
VANCOUVER BC V6B 1L8

Finalized Date: 20-JUL-2012
Account: RANSIL

CERTIFICATE WH12147783

Project: Keg (Owl-Group 6)

P.O. No.:

This report is for 15 Rock samples submitted to our lab in Whitehorse, YT, Canada on 26-JUN-2012.

The following have access to data associated with this certificate:

MATT DUMALA	JOAN MARIACHER	

SAMPLE PREPARATION

ALS CODE	DESCRIPTION
WEI-21	Received Sample Weight
LOG-22	Sample login - Rcd w/o BarCode
CRU-31	Fine crushing - 70%<2mm
PUL-QC	Pulverizing QC Test
SPL-22Y	Split Sample - Boyd Rotary Splitter
PUL-31	Pulverize split to 85%<75 um

ANALYTICAL PROCEDURES

ALS CODE	DESCRIPTION	
ME-MS61	48 element four acid ICP-MS	
ME-OG62	Ore Grade Elements - Four Acid	ICP-AES
Ag-OG62	Ore Grade Ag - Four Acid	VARIABLE
Ag-GRA21	Ag 30g FA-GRAV finish	WST-SIM
Pb-OG62	Ore Grade Pb - Four Acid	VARIABLE
Pb-VOL70	Pb by Titration	
Au-AA23	Au 30g FA-AA finish	AAS
Sn-XRF05	Sn-Trace Level XRF Analysis	XRF

To: **SILVER RANGE RESOURCES LTD.**
ATTN: JOAN MARIACHER
C/O ARCHER, CATHRO & ASSOCIATES (1981) LIMITED
1016-510 W HASTINGS ST
VANCOUVER BC V6B 1L8

This is the Final Report and supersedes any preliminary report with this certificate number. Results apply to samples as submitted. All pages of this report have been checked and approved for release.

***** See Appendix Page for comments regarding this certificate *****

Signature: 

Colin Ramshaw, Vancouver Laboratory Manager

ALS Canada Ltd.
2103 Dollarton Hwy
North Vancouver BC V7H 0A7
Phone: 604 984 0221 Fax: 604 984 0218 www.alsglobal.com

To: **SILVER RANGE RESOURCES LTD.**
C/O ARCHER, CATHRO & ASSOCIATES (1981) LIMITED
1016-510 W HASTINGS ST
VANCOUVER BC V6B 1L8

Finalized Date: 20-JUL-2012
Account: RANSIL

Project: Keg (Owl-Group 6)

CERTIFICATE OF ANALYSIS WH12147783

Sample Description	Method	WEI-21	ME-MS61	ME-MS61	ME-MS61	ME-MS61	ME-MS61	ME-MS61	ME-MS61	ME-MS61	ME-MS61	ME-MS61	ME-MS61	ME-MS61	ME-MS61	ME-MS61
	Analyte	Recvd Wt.	Ag	Al	As	Ba	Be	Bi	Ca	Cd	Ce	Co	Cr	Cs	Cu	Fe
	Units	kg	ppm	%	ppm	ppm	ppm	ppm	%	ppm	ppm	ppm	ppm	ppm	ppm	%
	LOR	0.02	0.01	0.01	0.2	10	0.05	0.01	0.01	0.02	0.01	0.1	1	0.05	0.2	0.01
M676112		2.48	0.73	3.33	24.8	5320	1.06	0.42	0.08	0.09	29.5	8.2	101	18.50	45.3	1.98
M676113		1.81	0.60	3.32	15.8	>10000	1.05	0.27	0.16	0.07	29.5	4.6	90	10.05	45.7	1.49
M676114		1.63	4.29	0.13	175.5	130	0.05	0.20	0.01	0.11	4.69	0.4	58	0.27	4.2	0.58
M676115		1.93	4.09	0.16	201	100	0.09	0.12	0.01	0.40	7.67	0.4	62	0.32	10.6	1.22
M676116		1.71	1.35	6.28	29.6	6510	1.34	0.10	0.31	10.45	71.4	7.9	88	12.65	20.0	0.93
M676117		1.23	>100	5.39	264	2230	0.75	3.43	0.05	4.04	48.1	0.4	68	5.27	22.1	0.79
M676118		1.45	67.6	0.26	790	100	0.07	0.10	0.01	0.20	2.57	0.2	52	0.69	10.1	0.61
M676119		1.77	5.75	5.48	9.4	2140	1.23	0.04	0.07	2.46	41.7	4.1	78	6.36	12.7	0.61
M676120		1.80	8.62	0.14	164.0	60	0.06	0.29	0.01	0.08	6.53	0.3	49	0.24	4.3	0.50
M676121		1.96	3.83	0.32	172.5	190	0.09	0.05	0.01	0.11	11.70	0.4	51	0.46	4.7	0.57
M676122		1.62	2.56	0.16	57.7	50	0.05	0.02	0.01	0.03	5.37	0.3	60	0.28	2.5	0.45
M676126		1.12	27.3	1.17	>10000	140	0.28	4.98	0.02	7.43	4.68	4.7	36	1.38	31.2	22.4
M676127		1.47	>100	0.16	>10000	90	0.05	585	0.01	55.1	3.31	7.9	3	0.12	74.5	21.8
M676128		1.70	15.75	0.12	1480	60	<0.05	1.16	0.01	1.24	3.60	0.2	50	0.34	6.9	0.53
M676129		1.97	52.2	0.73	1090	810	0.15	5.04	0.01	0.78	14.75	0.3	76	0.82	14.6	0.77

***** See Appendix Page for comments regarding this certificate *****

ALS Canada Ltd.
2103 Dollarton Hwy
North Vancouver BC V7H 0A7
Phone: 604 984 0221 Fax: 604 984 0218 www.alsglobal.com

To: **SILVER RANGE RESOURCES LTD.**
C/O ARCHER, CATHRO & ASSOCIATES (1981) LIMITED
1016-510 W HASTINGS ST
VANCOUVER BC V6B 1L8

Finalized Date: 20-JUL-2012
Account: RANSIL

Project: Keg (Owl-Group 6)

CERTIFICATE OF ANALYSIS WH12147783

Sample Description	Method	ME-MS61	ME-MS61	ME-MS61	ME-MS61	ME-MS61	ME-MS61	ME-MS61	ME-MS61	ME-MS61	ME-MS61	ME-MS61	ME-MS61	ME-MS61	ME-MS61	ME-MS61
	Analyte	Ga	Ge	Hf	In	K	La	Li	Mg	Mn	Mo	Na	Nb	Ni	P	Pb
	Units	ppm	ppm	ppm	ppm	%	ppm	ppm	%	ppm	ppm	%	ppm	ppm	ppm	ppm
	LOR	0.05	0.05	0.1	0.005	0.01	0.5	0.2	0.01	5	0.05	0.01	0.1	0.2	10	0.5
M676112		12.50	0.10	1.1	0.021	1.66	14.2	33.6	0.72	83	4.07	0.04	5.2	38.4	240	13.8
M676113		11.85	0.09	1.2	0.014	1.62	14.4	23.7	0.60	86	2.89	0.06	5.4	23.3	240	10.0
M676114		0.52	<0.05	0.2	0.012	0.05	2.4	3.3	0.01	54	3.68	0.01	1.7	2.3	50	343
M676115		0.85	0.05	0.2	0.029	0.07	4.3	4.1	0.02	41	4.22	0.01	1.3	3.6	220	277
M676116		17.20	0.16	3.0	0.022	4.45	41.7	35.2	0.39	44	3.23	0.12	16.0	35.2	1250	93.5
M676117		11.95	1.25	3.1	0.052	4.47	28.9	21.1	0.14	35	2.85	0.11	13.3	7.3	1170	>10000
M676118		1.14	0.10	0.3	0.413	0.11	1.3	9.4	0.04	27	4.00	0.01	1.8	1.8	70	2490
M676119		16.00	0.11	2.8	<0.005	3.67	22.6	39.4	0.28	25	3.05	0.08	15.0	19.2	970	185.5
M676120		0.51	<0.05	0.2	0.012	0.05	3.5	4.6	0.01	35	3.80	<0.01	1.4	2.0	60	505
M676121		0.94	<0.05	0.3	0.009	0.16	6.3	7.0	0.02	37	3.37	0.01	1.8	3.2	70	234
M676122		0.54	<0.05	0.2	0.015	0.07	3.2	5.2	0.01	40	4.32	0.01	2.0	2.0	30	110.0
M676126		3.20	0.64	0.8	1.150	1.07	2.0	1.9	0.02	<5	3.84	0.03	2.8	5.6	2940	1375
M676127		1.13	5.56	0.1	5.90	0.06	2.0	0.3	0.01	44	1.13	0.01	0.6	7.5	80	>10000
M676128		0.61	0.05	0.2	0.158	0.05	2.3	6.1	0.01	26	3.44	0.01	1.3	1.6	50	2310
M676129		1.72	0.06	1.4	0.063	0.52	8.3	9.5	0.04	32	4.99	0.02	3.8	1.6	120	2310

***** See Appendix Page for comments regarding this certificate *****

ALS Canada Ltd.
2103 Dollarton Hwy
North Vancouver BC V7H 0A7
Phone: 604 984 0221 Fax: 604 984 0218 www.alsglobal.com

To: **SILVER RANGE RESOURCES LTD.**
C/O ARCHER, CATHRO & ASSOCIATES (1981) LIMITED
1016-510 W HASTINGS ST
VANCOUVER BC V6B 1L8

Finalized Date: 20-JUL-2012
Account: RANSIL

Project: Keg (Owl-Group 6)

CERTIFICATE OF ANALYSIS WH12147783

Sample Description	Method	ME-MS61	ME-MS61	ME-MS61	ME-MS61	ME-MS61	ME-MS61	ME-MS61	ME-MS61	ME-MS61	ME-MS61	ME-MS61	ME-MS61	ME-MS61	ME-MS61	ME-MS61
	Analyte	Rb	Re	S	Sb	Sc	Se	Sn	Sr	Ta	Te	Th	Ti	Tl	U	V
	Units	ppm	ppm	%	ppm	ppm	ppm	ppm	ppm	ppm	ppm	ppm	%	ppm	ppm	ppm
	LOR	0.1	0.002	0.01	0.05	0.1	1	0.2	0.2	0.05	0.05	0.2	0.005	0.02	0.1	1
M676112		112.0	<0.002	0.10	1.76	9.6	2	3.5	101.0	0.35	0.07	4.0	0.188	1.43	1.0	74
M676113		93.0	<0.002	0.07	1.73	9.5	2	2.7	130.0	0.35	0.05	4.0	0.196	1.05	1.1	79
M676114		2.8	<0.002	0.02	6.24	0.5	1	4.8	3.1	0.06	0.06	0.7	0.026	0.05	0.2	9
M676115		3.3	<0.002	0.05	14.80	0.3	2	3.7	13.7	0.05	0.07	1.1	0.018	0.10	0.5	14
M676116		198.5	0.006	0.33	34.9	7.7	3	42.9	225	1.02	<0.05	11.6	0.345	3.83	7.5	452
M676117		190.5	<0.002	0.50	968	7.9	329	251	171.0	0.89	6.87	8.7	0.260	2.92	3.4	299
M676118		8.3	<0.002	0.06	56.4	0.6	16	21.1	3.9	0.06	0.42	0.7	0.023	0.22	0.3	22
M676119		225	0.002	0.20	26.8	8.4	4	75.7	68.1	0.86	0.05	10.0	0.297	2.50	5.6	406
M676120		3.2	<0.002	0.03	12.65	0.4	3	3.5	5.7	<0.05	0.18	0.9	0.016	0.06	0.3	8
M676121		9.1	<0.002	0.04	9.50	0.6	2	4.2	9.1	0.08	<0.05	1.6	0.030	0.12	0.4	20
M676122		4.1	<0.002	0.02	5.31	0.4	2	1.8	3.6	0.06	<0.05	1.0	0.025	0.06	0.2	12
M676126		43.6	<0.002	4.79	496	9.8	81	72.7	35.9	0.14	14.15	9.0	0.052	1.03	2.8	101
M676127		2.3	<0.002	>10.0	5360	0.7	>1000	>500	19.8	<0.05	59.0	0.7	0.007	1.68	1.0	6
M676128		3.2	<0.002	0.07	953	0.2	14	21.6	5.6	<0.05	0.45	0.7	0.023	0.10	0.4	14
M676129		24.7	<0.002	0.18	65.9	1.5	20	16.2	22.3	0.17	0.55	3.2	0.064	0.36	0.8	30

***** See Appendix Page for comments regarding this certificate *****

ALS Canada Ltd.
2103 Dollarton Hwy
North Vancouver BC V7H 0A7
Phone: 604 984 0221 Fax: 604 984 0218 www.alsglobal.com

To: **SILVER RANGE RESOURCES LTD.**
C/O ARCHER, CATHRO & ASSOCIATES (1981) LIMITED
1016-510 W HASTINGS ST
VANCOUVER BC V6B 1L8

Finalized Date: 20-JUL-2012
Account: RANSIL

Project: Keg (Owl-Group 6)

CERTIFICATE OF ANALYSIS WH12147783

Sample Description	Method	ME-MS61	ME-MS61	ME-MS61	ME-MS61	Ag-OG62	Ag-GRA21	Pb-OG62	Pb-VOL70	Au-AA23	Sn-XRF05
	Analyte	W	Y	Zn	Zr	Ag	Ag	Pb	Pb	Au	Sn
	Units	ppm	ppm	ppm	ppm	ppm	ppm	%	%	ppm	ppm
	LOR	0.1	0.1	2	0.5	1	5	0.001	0.01	0.005	5
M676112		1.7	10.1	21	45.3					<0.005	
M676113		1.1	10.7	20	47.6					<0.005	
M676114		0.4	0.8	5	7.4					<0.005	
M676115		0.2	1.8	64	6.4					<0.005	
M676116		2.1	21.1	553	108.0					<0.005	
M676117		2.8	17.5	53	98.7	1090		4.33		0.038	
M676118		0.2	1.1	47	10.7					0.007	
M676119		2.5	16.1	124	103.5					<0.005	
M676120		0.2	0.8	15	8.0					<0.005	
M676121		0.2	1.3	15	9.8					<0.005	
M676122		0.2	1.0	6	8.9					<0.005	
M676126		1.1	3.8	76	28.4					0.258	
M676127		0.2	0.5	2250	2.3	>1500	5020	>20.0	22.60	0.350	799
M676128		0.1	0.9	27	5.8					0.007	
M676129		0.4	3.0	23	48.8					<0.005	

***** See Appendix Page for comments regarding this certificate *****

ALS Canada Ltd.
2103 Dollarton Hwy
North Vancouver BC V7H 0A7
Phone: 604 984 0221 Fax: 604 984 0218 www.alsglobal.com

To: **SILVER RANGE RESOURCES LTD.**
C/O ARCHER, CATHRO & ASSOCIATES (1981) LIMITED
1016-510 W HASTINGS ST
VANCOUVER BC V6B 1L8

Finalized Date: 20-JUL-2012
Account: RANSIL

Project: Keg (Owl-Group 6)

CERTIFICATE OF ANALYSIS WH12147783

Method	CERTIFICATE COMMENTS
ME-MS61	REE's may not be totally soluble in this method.

ALS Canada Ltd.

2103 Dollarton Hwy
North Vancouver BC V7H 0A7
Phone: 604 984 0221 Fax: 604 984 0218 www.alsglobal.com

To: **SILVER RANGE RESOURCES LTD.**
C/O ARCHER, CATHRO & ASSOCIATES (1981) LIMITED
1016-510 W HASTINGS ST
VANCOUVER BC V6B 1L8

Finalized Date: 18-JUL-2012
Account: RANSIL

CERTIFICATE WH12147784

Project: Keg-XIV-Claim Groups 3 and 7

P.O. No.:

This report is for 33 Rock samples submitted to our lab in Whitehorse, YT, Canada on 26-JUN-2012.

The following have access to data associated with this certificate:

MATT DUMALA	JOAN MARIACHER	

SAMPLE PREPARATION

ALS CODE	DESCRIPTION
WEI-21	Received Sample Weight
LOG-22	Sample login - Rcd w/o BarCode
CRU-31	Fine crushing - 70%<2mm
CRU-QC	Crushing QC Test
PUL-QC	Pulverizing QC Test
SPL-22Y	Split Sample - Boyd Rotary Splitter
PUL-31	Pulverize split to 85%<75 um

ANALYTICAL PROCEDURES

ALS CODE	DESCRIPTION	INSTRUMENT
Au-AA24	Au 50g FA AA finish	AAS
ME-OG62	Ore Grade Elements - Four Acid	ICP-AES
ME-MS61	48 element four acid ICP-MS	
Ag-OG62	Ore Grade Ag - Four Acid	VARIABLE
Pb-OG62	Ore Grade Pb - Four Acid	VARIABLE
Sn-XRF05	Sn-Trace Level XRF Analysis	XRF

To: **SILVER RANGE RESOURCES LTD.**
ATTN: JOAN MARIACHER
C/O ARCHER, CATHRO & ASSOCIATES (1981) LIMITED
1016-510 W HASTINGS ST
VANCOUVER BC V6B 1L8

This is the Final Report and supersedes any preliminary report with this certificate number. Results apply to samples as submitted. All pages of this report have been checked and approved for release.

***** See Appendix Page for comments regarding this certificate *****

Signature: 

Colin Ramshaw, Vancouver Laboratory Manager

ALS Canada Ltd.
2103 Dollarton Hwy
North Vancouver BC V7H 0A7
Phone: 604 984 0221 Fax: 604 984 0218 www.alsglobal.com

To: **SILVER RANGE RESOURCES LTD.**
C/O ARCHER, CATHRO & ASSOCIATES (1981) LIMITED
1016-510 W HASTINGS ST
VANCOUVER BC V6B 1L8

Finalized Date: 18-JUL-2012
Account: RANSIL

Project: Keg-XIV-Claim Groups 3 and 7

CERTIFICATE OF ANALYSIS WH12147784

Sample Description	Method	WEI-21	Au-AA24	ME-MS61	ME-MS61	ME-MS61	ME-MS61	ME-MS61	ME-MS61	ME-MS61	ME-MS61	ME-MS61	ME-MS61	ME-MS61	ME-MS61	ME-MS61
	Analyte	Recvd Wt.	Au	Ag	Al	As	Ba	Be	Bi	Ca	Cd	Ce	Co	Cr	Cs	Cu
	Units	kg	ppm	ppm	%	ppm	ppm	ppm	ppm	%	ppm	ppm	ppm	ppm	ppm	ppm
	LOR	0.02	0.005	0.01	0.01	0.2	10	0.05	0.01	0.01	0.02	0.01	0.1	1	0.05	0.2
K191838		0.29	0.021	>100	0.47	2600	130	0.19	0.77	0.08	12.20	12.45	0.7	36	0.85	479
K191839		0.09	<0.005	3.76	2.92	<5	50	1.08	1.32	12.05	3.02	12.50	17.6	20	0.52	95.8
K191840		0.26	<0.005	>100	0.20	1270	20	0.14	0.85	0.12	11.20	7.79	0.5	20	0.49	521
K191841		0.11	0.005	>100	0.30	1320	40	0.18	1.54	0.21	12.15	3.80	0.8	14	0.32	374
K191842		0.25	0.008	>100	0.51	2640	30	0.24	0.83	0.10	17.70	6.29	1.6	31	0.36	1835
K191843		0.49	<0.005	82.1	2.49	908	50	0.38	0.38	0.16	17.35	7.75	5.0	41	1.54	516
K191844		0.06	<0.005	1.64	3.14	45.2	1890	1.20	0.16	9.01	0.60	82.0	5.1	23	2.63	32.4
K191845		0.07	0.009	52.3	1.29	>10000	180	2.17	1.51	0.11	324	13.30	4.8	20	4.80	1340
K191846		0.12	0.139	>100	0.49	>10000	760	0.25	0.80	0.04	339	11.55	13.0	14	1.24	2960
K191847		0.39	0.107	>100	0.59	>10000	220	0.42	9.61	0.05	698	14.95	7.4	14	0.75	2700
K191848		<0.02	NSS	7.03	6.01	2610	640	1.27	0.16	0.07	6.81	69.9	10.9	42	1.55	63.8
K191849		0.32	0.005	>100	0.85	417	20	0.13	27.0	0.06	3.37	4.03	0.8	28	0.22	1795
K191850		0.56	<0.005	>100	0.54	297	20	0.15	24.6	0.05	4.69	4.34	0.5	32	0.22	765
K191851		1.43	<0.005	71.5	2.05	52.7	280	0.45	18.95	0.10	3.69	18.95	1.0	50	2.43	466
K191852		1.74	0.023	>100	2.78	61.4	80	0.50	117.5	0.11	10.45	19.35	1.9	48	0.78	4410
K191853		1.43	<0.005	23.3	2.02	43.3	330	0.41	2.65	0.22	3.55	31.5	1.1	45	0.72	315
K191854		1.18	<0.005	10.70	1.97	36.7	400	0.97	1.96	3.73	29.3	24.6	4.9	38	1.09	166.5
K191855		0.94	<0.005	14.10	1.38	20.3	280	1.44	0.59	8.14	51.7	17.45	4.6	21	2.46	328
K191856		2.54	<0.005	13.15	1.83	49.3	130	1.76	0.33	7.85	32.1	21.1	9.4	23	1.78	192.0
K191857		1.09	<0.005	2.91	1.41	94.3	580	0.81	0.10	6.26	36.8	21.1	5.3	30	0.71	78.0
K191858		0.42	<0.005	>100	5.46	122.5	3370	2.34	172.5	0.69	4.40	68.2	6.3	88	2.72	2660
K191859		0.30	0.005	86.7	3.08	114.5	30	2.39	39.2	4.83	17.65	32.6	3.4	24	0.45	1620
K191860		0.90	0.008	>100	1.41	69.6	40	0.30	54.2	0.09	4.29	8.82	1.3	38	0.59	1945
M676034		1.05	<0.005	1.35	2.97	20.5	490	1.31	0.36	4.93	7.26	21.4	5.1	78	3.39	46.0
M676035		0.60	0.005	3.26	1.88	26.5	420	0.90	0.64	1.40	5.94	21.7	5.4	39	1.98	48.8
M676036		0.63	0.009	>100	1.55	37.5	20	0.24	99.2	0.09	6.92	7.04	1.4	31	0.30	2410
M676037		0.56	0.005	>100	1.54	163.5	70	0.50	24.4	0.73	5.68	10.85	1.7	31	0.58	1770
M676038		0.72	<0.005	2.23	3.31	5	310	1.38	0.81	14.15	0.29	40.5	5.8	35	5.61	110.5
M676039		0.64	<0.005	1.06	7.58	<5	1960	0.95	0.38	10.10	0.15	111.0	48.5	241	18.90	60.5
M676040		0.55	<0.005	0.95	4.99	22	50	1.29	0.42	15.75	0.09	121.5	34.7	213	0.94	114.5
M676041		1.01	<0.005	0.80	1.50	437	60	0.69	0.26	2.77	4.11	14.30	4.4	36	0.62	30.0
M676042		1.24	0.013	>100	8.25	33.1	2400	1.83	166.5	4.18	10.15	78.0	2.9	109	2.51	2480
M676043		0.50	<0.005	0.46	2.63	6	180	1.26	0.76	14.85	0.28	20.2	10.8	26	5.37	76.2

***** See Appendix Page for comments regarding this certificate *****

ALS Canada Ltd.
2103 Dollarton Hwy
North Vancouver BC V7H 0A7
Phone: 604 984 0221 Fax: 604 984 0218 www.alsglobal.com

To: **SILVER RANGE RESOURCES LTD.**
C/O ARCHER, CATHRO & ASSOCIATES (1981) LIMITED
1016-510 W HASTINGS ST
VANCOUVER BC V6B 1L8

Finalized Date: 18-JUL-2012
Account: RANSIL

Project: Keg-XIV-Claim Groups 3 and 7

CERTIFICATE OF ANALYSIS WH12147784

Sample Description	Method	ME-MS61	ME-MS61	ME-MS61	ME-MS61	ME-MS61	ME-MS61	ME-MS61	ME-MS61	ME-MS61	ME-MS61	ME-MS61	ME-MS61	ME-MS61	ME-MS61	ME-MS61
	Analyte	Fe	Ga	Ge	Hf	In	K	La	Li	Mg	Mn	Mo	Na	Nb	Ni	P
	Units	%	ppm	ppm	ppm	ppm	%	ppm	ppm	%	ppm	ppm	%	ppm	ppm	ppm
	LOR	0.01	0.05	0.05	0.1	0.005	0.01	0.5	0.2	0.01	5	0.05	0.01	0.1	0.2	10
K191838		5.58	4.45	0.11	0.8	0.041	0.10	10.1	25.3	0.07	111	95.2	0.02	2.3	6.4	700
K191839		5.93	15.85	0.10	0.9	0.103	0.05	8.2	31.5	5.15	1510	19.85	0.06	2.7	75.9	120
K191840		5.77	10.45	0.08	1.1	0.024	0.03	4.7	20.5	0.25	94	81.4	0.01	3.5	3.5	420
K191841		4.48	4.96	0.05	0.8	0.021	0.03	2.2	45.5	0.14	105	100.0	0.01	2.5	5.2	320
K191842		15.90	12.80	0.27	1.0	0.078	0.03	3.9	21.6	0.16	92	90.6	<0.01	3.4	18.2	640
K191843		6.93	14.20	0.24	0.8	0.027	0.13	4.7	94.5	3.19	1040	34.0	<0.01	2.9	62.8	270
K191844		4.07	7.20	0.13	1.7	0.041	3.19	51.8	14.6	6.75	573	14.45	0.05	6.5	24.7	1630
K191845		15.85	4.91	0.24	0.7	0.075	0.15	10.4	30.1	1.01	281	10.90	<0.01	2.5	23.8	320
K191846		14.95	1.80	0.30	0.7	0.496	0.10	6.9	6.6	0.03	28	20.5	0.01	2.7	2.4	330
K191847		10.50	2.75	0.30	0.6	0.337	0.18	8.5	10.9	0.04	45	56.0	0.01	2.3	5.4	490
K191848		4.33	14.70	0.09	2.1	0.042	1.44	30.9	45.4	0.26	1000	2.33	0.24	9.8	20.3	460
K191849		4.74	5.58	0.31	1.2	1.125	0.03	2.5	27.5	0.73	173	32.4	0.01	4.0	15.4	170
K191850		2.73	3.18	0.55	1.1	0.443	0.04	3.0	20.3	0.41	112	30.8	<0.01	3.2	8.9	200
K191851		2.80	10.85	0.10	1.5	0.204	0.71	11.9	30.0	0.85	165	37.7	0.01	5.3	25.1	380
K191852		11.95	18.35	1.68	2.2	2.30	0.16	12.9	63.5	2.03	409	77.3	0.01	7.9	53.0	680
K191853		2.41	8.02	0.08	1.4	0.048	0.38	19.1	49.5	1.76	357	33.1	0.01	3.9	38.9	630
K191854		3.08	6.77	0.09	1.5	0.120	0.40	15.3	29.4	3.63	737	46.0	0.03	4.6	49.5	500
K191855		3.75	5.19	0.19	0.8	0.141	0.24	10.2	29.5	7.71	877	22.8	0.02	2.6	41.8	420
K191856		4.60	7.99	0.09	1.7	0.098	0.20	10.3	40.4	10.10	1580	51.2	0.04	5.5	59.7	430
K191857		3.14	4.90	<0.05	1.2	0.027	0.39	12.5	24.5	5.25	1340	22.8	0.04	3.3	52.6	470
K191858		7.70	13.30	0.39	3.3	2.21	4.62	43.2	30.8	1.01	272	419	0.11	31.6	148.5	840
K191859		6.47	11.55	0.36	1.6	0.433	0.06	18.7	59.4	8.80	1110	159.5	0.03	5.0	82.5	1660
K191860		7.10	13.35	0.96	2.1	1.640	0.12	6.2	32.0	0.95	234	52.8	0.01	6.6	28.9	430
M676034		1.45	9.97	0.05	2.1	0.103	1.15	12.7	23.5	2.59	322	33.4	0.10	7.0	60.2	450
M676035		1.20	6.67	0.07	1.5	0.079	0.78	14.3	17.1	1.39	316	22.8	0.02	4.3	61.9	190
M676036		8.63	6.67	0.78	1.2	2.01	0.04	4.4	35.7	1.07	236	35.2	<0.01	3.9	25.8	400
M676037		8.54	8.39	0.45	1.2	0.775	0.15	6.7	35.1	1.98	328	57.9	0.01	4.0	38.6	400
M676038		4.86	8.83	0.17	2.1	0.071	0.96	23.9	25.1	7.72	1200	24.5	0.11	11.6	47.3	1040
M676039		8.51	17.30	0.21	3.5	0.081	3.43	61.3	18.7	1.78	931	1.88	0.82	72.7	268	2480
M676040		6.53	15.15	0.20	2.5	0.109	0.32	62.6	16.4	4.48	1460	0.75	0.04	82.5	127.5	2440
M676041		2.31	5.52	0.11	0.9	0.026	0.12	8.9	42.1	3.98	470	8.65	0.02	6.6	41.9	520
M676042		4.74	32.9	0.59	3.4	1.250	3.06	48.9	55.3	1.54	563	509	0.08	43.0	65.0	1160
M676043		4.71	7.24	0.13	1.7	0.025	0.07	11.9	49.6	8.06	1150	16.75	0.08	8.4	77.6	260

***** See Appendix Page for comments regarding this certificate *****

ALS Canada Ltd.
2103 Dollarton Hwy
North Vancouver BC V7H 0A7
Phone: 604 984 0221 Fax: 604 984 0218 www.alsglobal.com

To: **SILVER RANGE RESOURCES LTD.**
C/O ARCHER, CATHRO & ASSOCIATES (1981) LIMITED
1016-510 W HASTINGS ST
VANCOUVER BC V6B 1L8

Finalized Date: 18-JUL-2012
Account: RANSIL

Project: Keg-XIV-Claim Groups 3 and 7

CERTIFICATE OF ANALYSIS WH12147784

Sample Description	Method	ME-MS61	ME-MS61	ME-MS61	ME-MS61	ME-MS61	ME-MS61	ME-MS61	ME-MS61	ME-MS61	ME-MS61	ME-MS61	ME-MS61	ME-MS61	ME-MS61	ME-MS61
	Analyte	Pb	Rb	Re	S	Sb	Sc	Se	Sn	Sr	Ta	Te	Th	Ti	Tl	U
	Units	ppm	ppm	ppm	%	ppm	ppm	ppm	ppm	ppm	ppm	ppm	ppm	%	ppm	ppm
	LOR	0.5	0.1	0.002	0.01	0.05	0.1	1	0.2	0.2	0.05	0.05	0.2	0.005	0.02	0.1
K191838		>10000	7.3	0.012	0.59	139.0	1.5	22	48.0	29.6	0.13	0.07	1.8	0.061	0.20	7.5
K191839		510	1.9	0.008	0.77	9.10	4.2	3	8.5	274	0.18	0.11	2.0	0.073	0.07	7.5
K191840		>10000	2.4	0.004	0.52	107.5	2.0	7	78.9	4.3	0.26	<0.05	2.6	0.092	0.18	12.1
K191841		>10000	2.0	0.003	0.76	311	1.4	9	52.9	6.4	0.18	0.07	1.5	0.063	0.10	10.8
K191842		>10000	2.0	0.005	1.31	356	2.1	16	128.5	3.7	0.22	0.09	3.2	0.091	0.11	20.1
K191843		9640	11.8	0.003	0.23	175.5	5.3	53	24.5	5.1	0.17	0.05	2.8	0.084	0.20	21.8
K191844		273	102.0	0.003	0.01	9.44	5.2	2	4.3	284	0.44	0.05	5.7	0.119	1.40	5.8
K191845		>10000	15.3	0.002	0.19	519	2.3	10	12.4	13.7	0.15	0.11	2.0	0.055	0.20	15.3
K191846		>10000	9.5	<0.002	1.10	314	1.8	30	24.9	24.9	0.16	0.88	2.4	0.060	0.99	14.6
K191847		>10000	5.8	0.004	1.07	493	1.7	39	105.5	67.4	0.13	0.50	2.3	0.049	0.25	18.2
K191848		587	85.6	<0.002	0.02	6.79	5.1	2	2.5	16.3	0.70	<0.05	9.3	0.226	0.42	2.9
K191849		>10000	2.3	0.004	0.49	100.5	2.3	91	16.2	5.9	0.22	0.58	2.5	0.092	0.18	3.7
K191850		>10000	2.2	0.007	0.24	91.1	1.5	181	12.0	4.6	0.18	0.58	2.3	0.076	0.15	3.7
K191851		8770	54.1	0.013	0.12	55.8	3.7	25	7.0	22.7	0.31	0.31	4.0	0.122	0.63	8.3
K191852		>10000	10.8	0.006	1.27	350	6.8	499	24.3	17.4	0.45	1.88	6.0	0.178	0.49	12.0
K191853		3580	18.8	0.008	0.06	20.5	3.3	17	5.1	36.0	0.26	0.10	3.3	0.099	0.23	8.9
K191854		1825	16.2	0.032	0.11	24.4	5.1	18	6.8	108.0	0.29	0.28	3.6	0.108	0.25	10.0
K191855		3730	16.9	0.014	0.28	24.9	6.7	42	4.9	47.4	0.17	0.34	2.4	0.058	0.57	5.7
K191856		2890	13.6	0.018	0.04	28.0	9.7	13	8.4	31.4	0.36	0.16	4.7	0.124	0.32	11.5
K191857		1415	13.6	0.023	0.12	12.85	5.2	6	3.8	144.0	0.23	0.06	2.7	0.075	0.26	7.9
K191858		7800	168.0	0.013	0.21	51.0	9.2	70	25.8	189.5	1.84	1.15	12.1	0.288	1.96	29.5
K191859		6660	2.8	0.013	0.15	42.9	7.5	91	16.8	26.4	0.34	0.88	4.4	0.122	0.11	18.6
K191860		>10000	9.3	0.005	0.46	159.0	4.5	278	17.4	9.2	0.42	1.10	4.6	0.163	0.36	7.4
M676034		76.5	43.9	0.034	0.79	9.41	4.5	4	1.1	113.0	0.48	0.05	4.5	0.159	0.98	7.7
M676035		179.5	30.6	0.011	0.02	13.65	3.5	5	0.8	92.4	0.30	0.12	3.5	0.095	0.55	6.8
M676036		>10000	2.8	0.006	0.52	267	3.9	232	18.9	7.6	0.24	1.42	3.3	0.094	0.31	5.5
M676037		>10000	9.1	0.007	0.32	170.0	3.1	90	8.4	11.0	0.23	0.51	3.7	0.090	0.17	8.5
M676038		278	28.6	0.014	0.73	6.07	5.8	5	1.3	113.0	0.65	<0.05	7.6	0.166	0.30	7.4
M676039		109.5	126.5	0.002	0.95	4.21	24.7	3	1.7	241	4.37	<0.05	7.3	1.275	0.24	1.6
M676040		50.0	11.8	0.002	0.97	14.30	21.4	3	2.4	121.0	4.92	0.05	7.6	1.200	0.07	1.4
M676041		46.9	5.1	0.003	0.05	8.88	3.9	3	6.3	45.0	0.36	0.18	2.3	0.086	0.10	3.2
M676042		>10000	91.9	0.015	0.29	55.5	11.1	96	113.0	376	2.58	1.64	15.2	0.378	1.34	28.8
M676043		20.9	3.3	0.012	1.91	3.82	10.9	16	1.5	150.5	0.47	0.13	3.8	0.132	0.09	8.4

***** See Appendix Page for comments regarding this certificate *****

ALS Canada Ltd.
2103 Dollarton Hwy
North Vancouver BC V7H 0A7
Phone: 604 984 0221 Fax: 604 984 0218 www.alsglobal.com

To: **SILVER RANGE RESOURCES LTD.**
C/O ARCHER, CATHRO & ASSOCIATES (1981) LIMITED
1016-510 W HASTINGS ST
VANCOUVER BC V6B 1L8

Finalized Date: 18-JUL-2012
Account: RANSIL

Project: Keg-XIV-Claim Groups 3 and 7

CERTIFICATE OF ANALYSIS WH12147784

Sample Description	Method	ME-MS61	ME-MS61	ME-MS61	ME-MS61	ME-MS61	Ag-OG62	Pb-OG62	Sn-XRF05
	Analyte	V	W	Y	Zn	Zr	Ag	Pb	Sn
	Units	ppm	ppm	ppm	ppm	ppm	ppm	%	ppm
	LOR	1	0.1	0.1	2	0.5	1	0.001	5
K191838		339	0.4	4.0	835	29.1	130	1.975	49
K191839		901	0.7	19.8	253	25.7			8
K191840		393	3.2	10.6	765	54.9	151	1.355	82
K191841		210	0.5	8.5	773	42.3	196	1.995	47
K191842		801	0.6	9.2	4920	53.5	220	4.13	145
K191843		771	1.3	13.9	5250	34.4			19
K191844		537	0.7	28.5	126	69.5			7
K191845		633	2.2	10.7	5170	27.6		1.800	35
K191846		148	1.5	4.2	1700	25.6	366	2.44	73
K191847		159	1.4	4.7	4810	25.4	476	9.79	177
K191848		55	1.0	8.2	95	89.5			NSS
K191849		430	0.6	3.9	1160	52.3	189	2.49	20
K191850		231	0.7	3.0	633	41.6	211	1.830	15
K191851		848	0.7	9.5	1240	60.1			12
K191852		1180	1.6	12.4	3350	92.3	353	6.45	22
K191853		465	1.0	10.9	1480	47.1			8
K191854		792	0.7	21.1	1620	58.7			11
K191855		462	0.3	25.3	3880	35.0			13
K191856		642	0.5	38.7	3580	77.1			12
K191857		436	0.7	23.7	2810	48.1			6
K191858		1340	1.6	36.5	2090	140.0	115		32
K191859		807	0.6	37.3	3560	71.8			21
K191860		707	1.1	7.7	1580	82.0	292	2.78	20
M676034		533	0.7	14.0	618	72.5			<5
M676035		708	0.7	11.7	534	50.0			<5
M676036		604	0.6	6.5	2340	49.3	269	4.43	24
M676037		587	0.7	9.0	2550	46.9	108	1.880	8
M676038		403	0.6	27.8	75	80.9			7
M676039		217	1.5	21.7	92	158.5			7
M676040		178	1.2	20.1	25	105.0			5
M676041		365	0.4	10.2	233	36.4			8
M676042		3030	1.7	31.4	925	134.5	173	1.160	129
M676043		590	0.5	21.5	37	81.3			<5

***** See Appendix Page for comments regarding this certificate *****

ALS Canada Ltd.
2103 Dollarton Hwy
North Vancouver BC V7H 0A7
Phone: 604 984 0221 Fax: 604 984 0218 www.alsglobal.com

To: **SILVER RANGE RESOURCES LTD.**
C/O ARCHER, CATHRO & ASSOCIATES (1981) LIMITED
1016-510 W HASTINGS ST
VANCOUVER BC V6B 1L8

Finalized Date: 18-JUL-2012
Account: RANSIL

Project: Keg-XIV-Claim Groups 3 and 7

CERTIFICATE OF ANALYSIS WH12147784

Method	CERTIFICATE COMMENTS
ALL METHODS	NSS is non-sufficient sample.
ME-MS61	Interference: Ca>10% on ICP-MS As, ICP-AES results shown.
ME-MS61	Interference: Mo>400ppm on ICP-MS Cd, ICP-AES results shown.
ME-MS61	REE's may not be totally soluble in this method.

ALS Canada Ltd.

2103 Dollarton Hwy
North Vancouver BC V7H 0A7
Phone: 604 984 0221 Fax: 604 984 0218 www.alsglobal.com

To: **SILVER RANGE RESOURCES LTD.**
C/O ARCHER, CATHRO & ASSOCIATES (1981) LIMITED
1016-510 W HASTINGS ST
VANCOUVER BC V6B 1L8

Finalized Date: 9-JUL-2012
Account: RANSIL

CERTIFICATE WH12147785

Project: Keg-DREX-Group 3

P.O. No.:

This report is for 2 Soil samples submitted to our lab in Whitehorse, YT, Canada on 26-JUN-2012.

The following have access to data associated with this certificate:

MATT DUMALA	JOAN MARIACHER	

SAMPLE PREPARATION

ALS CODE	DESCRIPTION
WEI-21	Received Sample Weight
LOG-22	Sample login - Rcd w/o BarCode
SCR-41	Screen to -180um and save both

ANALYTICAL PROCEDURES

ALS CODE	DESCRIPTION	INSTRUMENT
Au-ICP21	Au 30g FA ICP-AES Finish	ICP-AES
ME-MS41	51 anal. aqua regia ICPMS	

To: **SILVER RANGE RESOURCES LTD.**
ATTN: JOAN MARIACHER
C/O ARCHER, CATHRO & ASSOCIATES (1981) LIMITED
1016-510 W HASTINGS ST
VANCOUVER BC V6B 1L8

This is the Final Report and supersedes any preliminary report with this certificate number. Results apply to samples as submitted. All pages of this report have been checked and approved for release.

***** See Appendix Page for comments regarding this certificate *****

Signature:

Colin Ramshaw, Vancouver Laboratory Manager

ALS Canada Ltd.
2103 Dollarton Hwy
North Vancouver BC V7H 0A7
Phone: 604 984 0221 Fax: 604 984 0218 www.alsglobal.com

To: **SILVER RANGE RESOURCES LTD.**
C/O ARCHER, CATHRO & ASSOCIATES (1981) LIMITED
1016-510 W HASTINGS ST
VANCOUVER BC V6B 1L8

Finalized Date: 9-JUL-2012
Account: RANSIL

Project: Keg-DREX-Group 3

CERTIFICATE OF ANALYSIS WH12147785

Sample Description	Method	WEI-21	Au-ICP21	ME-MS41	ME-MS41	ME-MS41	ME-MS41	ME-MS41	ME-MS41	ME-MS41	ME-MS41	ME-MS41	ME-MS41	ME-MS41	ME-MS41	ME-MS41
	Analyte	Recvd Wt.	Au	Ag	Al	As	Au	B	Ba	Be	Bi	Ca	Cd	Ce	Co	Cr
	Units	kg	ppm	ppm	%	ppm	ppm	ppm	ppm	ppm	ppm	%	ppm	ppm	ppm	ppm
	LOR	0.02	0.001	0.01	0.01	0.1	0.2	10	10	0.05	0.01	0.01	0.01	0.02	0.1	1
CC106167		0.56	0.006	6.79	1.12	1260	<0.2	<10	270	0.63	0.46	0.30	4.46	33.2	15.3	18
CC106168		0.53	0.006	5.40	1.29	218	<0.2	<10	190	1.01	0.47	0.32	2.63	33.7	13.1	23

***** See Appendix Page for comments regarding this certificate *****

ALS Canada Ltd.
2103 Dollarton Hwy
North Vancouver BC V7H 0A7
Phone: 604 984 0221 Fax: 604 984 0218 www.alsglobal.com

To: **SILVER RANGE RESOURCES LTD.**
C/O ARCHER, CATHRO & ASSOCIATES (1981) LIMITED
1016-510 W HASTINGS ST
VANCOUVER BC V6B 1L8

Finalized Date: 9-JUL-2012
Account: RANSIL

Project: Keg-DREX-Group 3

CERTIFICATE OF ANALYSIS WH12147785

Sample Description	Method	ME-MS41	ME-MS41	ME-MS41	ME-MS41	ME-MS41	ME-MS41	ME-MS41	ME-MS41	ME-MS41	ME-MS41	ME-MS41	ME-MS41	ME-MS41	ME-MS41	ME-MS41
	Analyte	Cs	Cu	Fe	Ga	Ge	Hf	Hg	In	K	La	Li	Mg	Mn	Mo	Na
	Units	ppm	ppm	%	ppm	ppm	ppm	ppm	ppm	%	ppm	ppm	%	ppm	ppm	%
	LOR	0.05	0.2	0.01	0.05	0.05	0.02	0.01	0.005	0.01	0.2	0.1	0.01	5	0.05	0.01
CC106167		4.84	164.0	2.81	4.51	0.07	0.03	0.05	0.050	0.10	14.4	20.7	0.48	548	5.99	0.02
CC106168		7.05	63.8	3.63	4.25	0.08	0.07	0.02	0.084	0.16	17.1	37.1	0.70	473	13.85	0.03

***** See Appendix Page for comments regarding this certificate *****

ALS Canada Ltd.
2103 Dollarton Hwy
North Vancouver BC V7H 0A7
Phone: 604 984 0221 Fax: 604 984 0218 www.alsglobal.com

To: **SILVER RANGE RESOURCES LTD.**
C/O ARCHER, CATHRO & ASSOCIATES (1981) LIMITED
1016-510 W HASTINGS ST
VANCOUVER BC V6B 1L8

Finalized Date: 9-JUL-2012
Account: RANSIL

Project: Keg-DREX-Group 3

CERTIFICATE OF ANALYSIS WH12147785

Sample Description	Method	ME-MS41	ME-MS41	ME-MS41	ME-MS41	ME-MS41	ME-MS41	ME-MS41	ME-MS41	ME-MS41	ME-MS41	ME-MS41	ME-MS41	ME-MS41	ME-MS41	ME-MS41
	Analyte	Nb	Ni	P	Pb	Rb	Re	S	Sb	Sc	Se	Sn	Sr	Ta	Te	Th
	Units	ppm	ppm	ppm	ppm	ppm	ppm	%	ppm	ppm	ppm	ppm	ppm	ppm	ppm	ppm
	LOR	0.05	0.2	10	0.2	0.1	0.001	0.01	0.05	0.1	0.2	0.2	0.2	0.01	0.01	0.2
CC106167		0.69	34.1	1110	762	16.3	0.001	0.09	21.4	2.9	2.5	28.6	24.1	<0.01	0.12	0.9
CC106168		1.55	43.1	1300	546	18.0	0.001	0.14	21.7	3.3	3.3	31.1	47.9	<0.01	0.11	5.2

***** See Appendix Page for comments regarding this certificate *****

ALS Canada Ltd.
2103 Dollarton Hwy
North Vancouver BC V7H 0A7
Phone: 604 984 0221 Fax: 604 984 0218 www.alsglobal.com

To: **SILVER RANGE RESOURCES LTD.**
C/O ARCHER, CATHRO & ASSOCIATES (1981) LIMITED
1016-510 W HASTINGS ST
VANCOUVER BC V6B 1L8

Finalized Date: 9-JUL-2012
Account: RANSIL

Project: Keg-DREX-Group 3

CERTIFICATE OF ANALYSIS WH12147785

Sample Description	Method	ME-MS41	ME-MS41	ME-MS41	ME-MS41	ME-MS41	ME-MS41	ME-MS41	ME-MS41
	Analyte	Ti	Tl	U	V	W	Y	Zn	Zr
	Units	%	ppm	ppm	ppm	ppm	ppm	ppm	ppm
	LOR	0.005	0.02	0.05	1	0.05	0.05	2	0.5
CC106167		0.031	0.44	1.66	42	0.22	12.40	294	<0.5
CC106168		0.088	0.45	2.22	64	0.33	12.15	422	3.1

***** See Appendix Page for comments regarding this certificate *****

ALS Canada Ltd.
2103 Dollarton Hwy
North Vancouver BC V7H 0A7
Phone: 604 984 0221 Fax: 604 984 0218 www.alsglobal.com

To: **SILVER RANGE RESOURCES LTD.**
C/O ARCHER, CATHRO & ASSOCIATES (1981) LIMITED
1016-510 W HASTINGS ST
VANCOUVER BC V6B 1L8

Finalized Date: 9-JUL-2012
Account: RANSIL

Project: Keg-DREX-Group 3

CERTIFICATE OF ANALYSIS WH12147785

Method	CERTIFICATE COMMENTS
ME-MS41	Gold determinations by this method are semi-quantitative due to the small sample weight used (0.5g).

ALS Canada Ltd.
2103 Dollarton Hwy
North Vancouver BC V7H 0A7
Phone: 604 984 0221 Fax: 604 984 0218 www.alsglobal.com

To: **SILVER RANGE RESOURCES LTD.**
C/O ARCHER, CATHRO & ASSOCIATES (1981) LIMITED
1016-510 W HASTINGS ST
VANCOUVER BC V6B 1L8

Finalized Date: 12-JUL-2012
Account: RANSIL

CERTIFICATE WH12147786

Project: Keg-XIV-Claim Groups 3 and 7

P.O. No.:

This report is for 108 Soil samples submitted to our lab in Whitehorse, YT, Canada on 26-JUN-2012.

The following have access to data associated with this certificate:

MATT DUMALA	JOAN MARIACHER	

SAMPLE PREPARATION

ALS CODE	DESCRIPTION
WEI-21	Received Sample Weight
LOG-22	Sample login - Rcd w/o BarCode
SCR-41	Screen to -180um and save both

ANALYTICAL PROCEDURES

ALS CODE	DESCRIPTION	INSTRUMENT
ME-OG46	Ore Grade Elements - AquaRegia	ICP-AES
Ag-OG46	Ore Grade Ag - Aqua Regia	VARIABLE
Pb-OG46	Ore Grade Pb - Aqua Regia	VARIABLE
Au-ICP21	Au 30g FA ICP-AES Finish	ICP-AES
ME-MS41	51 anal. aqua regia ICPMS	

To: **SILVER RANGE RESOURCES LTD.**
ATTN: JOAN MARIACHER
C/O ARCHER, CATHRO & ASSOCIATES (1981) LIMITED
1016-510 W HASTINGS ST
VANCOUVER BC V6B 1L8

This is the Final Report and supersedes any preliminary report with this certificate number. Results apply to samples as submitted. All pages of this report have been checked and approved for release.

***** See Appendix Page for comments regarding this certificate *****

Signature: 

Colin Ramshaw, Vancouver Laboratory Manager

ALS Canada Ltd.
2103 Dollarton Hwy
North Vancouver BC V7H 0A7
Phone: 604 984 0221 Fax: 604 984 0218 www.alsglobal.com

To: **SILVER RANGE RESOURCES LTD.**
C/O ARCHER, CATHRO & ASSOCIATES (1981) LIMITED
1016-510 W HASTINGS ST
VANCOUVER BC V6B 1L8

Finalized Date: 12-JUL-2012
Account: RANSIL

Project: Keg-XIV-Claim Groups 3 and 7

CERTIFICATE OF ANALYSIS WH12147786

Sample Description	Method	WEI-21	Au-ICP21	ME-MS41	ME-MS41	ME-MS41	ME-MS41	ME-MS41	ME-MS41	ME-MS41	ME-MS41	ME-MS41	ME-MS41	ME-MS41	ME-MS41	ME-MS41
	Analyte	Recvd Wt.	Au	Ag	Al	As	Au	B	Ba	Be	Bi	Ca	Cd	Ce	Co	Cr
	Units	kg	ppm	ppm	%	ppm	ppm	ppm	ppm	ppm	ppm	%	ppm	ppm	ppm	ppm
	LOR	0.02	0.001	0.01	0.01	0.1	0.2	10	10	0.05	0.01	0.01	0.01	0.02	0.1	1
CC142273		0.18	0.002	0.43	1.31	26.0	<0.2	<10	140	0.55	0.21	0.12	1.14	20.3	13.1	20
CC142274		0.24	0.003	0.49	0.95	76.5	<0.2	<10	140	0.39	0.17	0.21	1.03	26.3	7.9	20
CC142275		0.25	0.004	0.48	1.64	26.4	<0.2	<10	170	0.60	0.22	0.21	1.59	22.9	8.9	27
CC142276		0.23	0.002	0.17	0.40	11.6	<0.2	<10	70	0.15	0.12	0.10	1.29	8.14	3.3	8
CC142277		0.28	0.002	0.28	0.71	6.2	<0.2	<10	120	0.53	0.09	0.14	3.99	8.96	6.3	7
CC142278		0.25	0.004	1.17	1.69	23.9	<0.2	<10	240	0.80	0.33	0.19	1.60	23.2	17.2	25
CC142279		0.33	0.004	0.42	1.62	25.6	<0.2	<10	270	0.68	0.24	0.18	1.60	25.1	13.5	27
CC142280		0.28	0.004	0.47	0.93	15.7	<0.2	<10	220	0.43	0.15	0.37	2.55	32.8	9.5	20
CC142281		0.19	0.002	0.06	0.43	1.5	<0.2	<10	30	0.10	0.04	0.12	0.17	6.84	1.9	3
CC142282		0.24	0.003	0.18	0.50	11.2	<0.2	<10	100	0.20	0.27	0.08	0.69	21.7	3.3	13
CC142283		0.28	0.004	1.71	2.15	23.1	<0.2	<10	220	0.71	0.27	0.14	1.52	34.7	16.9	30
CC142284		0.24	0.002	0.25	0.45	4.7	<0.2	<10	70	0.21	0.08	0.09	0.96	6.51	2.4	5
CC142285		0.14	<0.001	0.20	0.39	2.5	<0.2	<10	80	0.13	0.09	0.07	6.45	6.47	1.6	4
CC142286		0.37	0.006	0.29	0.98	16.8	<0.2	<10	210	0.50	0.19	0.33	2.42	33.7	8.0	21
CC142287		0.28	0.002	0.73	1.69	21.6	<0.2	<10	140	0.55	0.24	0.10	1.73	22.8	8.3	23
CC142288		0.30	0.003	0.30	1.25	21.8	<0.2	<10	220	0.56	0.32	0.13	1.29	23.7	13.2	24
CC142289		0.13	0.003	0.17	0.75	11.9	<0.2	<10	130	0.25	0.11	0.25	0.87	16.00	4.6	15
CC142290		0.22	0.001	0.10	0.47	3.2	<0.2	<10	50	0.12	0.04	0.16	0.16	6.95	2.4	4
CC142291		0.20	0.001	0.09	0.52	4.8	<0.2	<10	60	0.13	0.13	0.04	0.21	9.97	2.1	7
CC142292		0.21	0.002	0.38	0.92	19.0	<0.2	<10	90	0.22	0.30	0.06	0.34	20.0	4.1	18
CC142293		0.31	0.007	0.20	1.39	17.7	<0.2	<10	180	0.48	0.16	0.30	0.46	35.4	9.5	25
CC142294		0.18	0.001	0.09	0.34	0.6	<0.2	<10	20	0.07	0.02	0.09	0.07	3.73	1.0	2
CC142295		0.18	0.013	0.21	0.70	7.3	<0.2	<10	110	0.27	0.09	0.17	0.26	13.50	4.5	10
CC142296		0.16	0.003	0.11	0.77	4.5	<0.2	<10	70	0.27	0.08	0.13	0.29	10.50	3.6	7
CC142297		0.24	0.001	0.39	1.08	14.8	<0.2	<10	200	0.41	0.17	0.27	0.44	15.75	7.4	17
CC142298		0.39	0.007	0.17	1.18	11.9	<0.2	<10	160	0.42	0.14	0.23	0.40	32.0	8.6	22
CC142299		0.31	0.004	0.16	1.43	10.3	<0.2	<10	230	0.51	0.16	0.25	0.28	37.0	9.5	24
CC142300		0.36	0.005	0.25	1.39	9.1	<0.2	<10	220	0.47	0.17	0.24	0.61	32.5	7.3	24
CC142301		0.28	0.003	0.36	1.16	9.7	<0.2	<10	160	0.40	0.13	0.21	0.40	29.5	5.7	23
CC142302		0.20	0.003	0.64	2.04	20.4	<0.2	<10	180	0.70	0.26	0.16	1.05	26.3	10.9	34
CC142303		0.39	0.003	0.17	1.18	13.2	<0.2	<10	110	0.42	0.12	0.23	0.88	29.2	7.7	23
CC142304		0.34	0.004	0.85	1.26	17.7	<0.2	<10	120	0.49	0.13	0.21	0.94	29.8	4.3	25
CC142305		0.24	0.005	1.15	1.07	28.7	<0.2	<10	110	0.56	0.12	0.24	1.23	29.0	4.1	21
CC142306		0.21	0.003	2.03	0.68	4.5	<0.2	<10	40	0.24	0.09	0.06	0.23	6.87	1.1	4
CC142307		0.26	0.003	8.79	1.84	129.5	<0.2	<10	80	1.21	0.20	0.18	2.55	28.9	7.9	28
CC142308		0.16	0.001	0.25	1.44	10.1	<0.2	<10	70	0.35	0.16	0.11	0.68	21.9	3.5	23
CC142309		0.24	0.002	0.65	1.54	25.5	<0.2	<10	170	0.59	0.15	0.09	1.24	16.85	4.4	22
CC142310		0.29	0.007	0.66	1.90	22.8	<0.2	<10	160	0.67	0.22	0.16	2.03	24.0	6.3	32
CC142311		0.18	0.002	0.50	1.57	19.7	<0.2	<10	190	0.52	0.18	0.11	0.99	20.5	5.3	25
CC142312		0.23	0.005	0.69	1.95	20.6	<0.2	<10	210	0.76	0.18	0.15	1.01	28.2	10.3	30

***** See Appendix Page for comments regarding this certificate *****

ALS Canada Ltd.
2103 Dollarton Hwy
North Vancouver BC V7H 0A7
Phone: 604 984 0221 Fax: 604 984 0218 www.alsglobal.com

To: **SILVER RANGE RESOURCES LTD.**
C/O ARCHER, CATHRO & ASSOCIATES (1981) LIMITED
1016-510 W HASTINGS ST
VANCOUVER BC V6B 1L8

Finalized Date: 12-JUL-2012
Account: RANSIL

Project: Keg-XIV-Claim Groups 3 and 7

CERTIFICATE OF ANALYSIS WH12147786

Sample Description	Method	ME-MS41	ME-MS41	ME-MS41	ME-MS41	ME-MS41	ME-MS41	ME-MS41	ME-MS41	ME-MS41	ME-MS41	ME-MS41	ME-MS41	ME-MS41	ME-MS41	ME-MS41
	Analyte	Cs	Cu	Fe	Ga	Ge	Hf	Hg	In	K	La	Li	Mg	Mn	Mo	Na
	Units	ppm	ppm	%	ppm	ppm	ppm	ppm	ppm	%	ppm	ppm	%	ppm	ppm	%
	LOR	0.05	0.2	0.01	0.05	0.05	0.02	0.01	0.005	0.01	0.2	0.1	0.01	5	0.05	0.01
CC142273		2.20	17.9	2.31	5.36	<0.05	<0.02	0.05	0.021	0.07	9.2	13.6	0.31	890	5.27	0.01
CC142274		1.82	22.9	1.79	4.03	0.05	0.02	0.03	0.017	0.06	13.1	12.9	0.33	306	6.54	0.01
CC142275		2.59	15.9	2.47	6.04	0.05	0.02	0.08	0.034	0.09	11.3	23.4	0.43	356	7.64	0.01
CC142276		0.95	8.3	0.92	2.99	<0.05	<0.02	0.03	0.008	0.04	4.2	4.5	0.12	139	4.41	0.02
CC142277		3.09	15.6	0.86	3.18	<0.05	<0.02	0.03	0.009	0.03	3.7	3.9	0.08	701	6.90	0.02
CC142278		1.88	28.3	2.39	5.27	0.05	0.02	0.20	0.029	0.09	10.6	16.7	0.34	796	9.16	0.01
CC142279		1.99	21.5	2.56	5.30	0.06	0.04	0.08	0.028	0.08	12.2	19.2	0.46	516	9.41	0.01
CC142280		1.37	37.7	1.93	3.35	0.07	0.10	0.02	0.018	0.06	16.4	12.4	0.40	384	4.41	0.02
CC142281		1.10	7.5	0.62	2.14	<0.05	<0.02	<0.01	<0.005	0.02	3.2	1.2	0.03	56	0.90	0.02
CC142282		3.15	11.3	1.19	5.12	<0.05	<0.02	0.02	0.012	0.04	11.0	4.5	0.08	221	5.67	<0.01
CC142283		4.22	52.3	2.86	6.64	0.06	0.02	0.06	0.029	0.06	17.5	19.9	0.58	702	18.30	0.01
CC142284		0.88	9.7	0.53	1.91	<0.05	<0.02	0.02	0.007	0.03	3.2	1.3	0.04	184	4.03	0.02
CC142285		0.44	6.9	0.61	2.82	<0.05	<0.02	0.03	0.005	0.02	3.4	1.4	0.03	81	1.36	0.02
CC142286		1.09	27.0	1.93	3.57	0.06	0.04	0.02	0.018	0.05	17.6	13.2	0.43	299	4.53	0.01
CC142287		1.97	18.5	2.58	6.05	0.05	0.03	0.11	0.027	0.06	11.1	14.7	0.32	301	7.82	0.01
CC142288		1.32	26.2	3.10	4.09	0.06	0.02	0.08	0.031	0.07	11.2	18.9	0.31	555	5.06	0.01
CC142289		1.32	17.6	1.36	2.99	<0.05	<0.02	0.03	0.011	0.05	8.2	8.2	0.29	148	3.59	0.02
CC142290		0.66	9.1	0.90	2.39	<0.05	<0.02	0.02	<0.005	0.02	3.4	0.9	0.04	132	1.66	0.02
CC142291		0.96	8.7	0.98	3.48	<0.05	<0.02	0.03	0.007	0.03	5.2	1.7	0.05	65	2.24	0.01
CC142292		1.51	11.5	2.47	8.29	<0.05	0.03	0.04	0.016	0.06	10.6	6.7	0.18	134	8.37	0.01
CC142293		1.47	26.4	2.28	4.73	0.06	0.04	0.02	0.019	0.06	17.3	14.8	0.52	201	6.30	0.01
CC142294		0.12	3.5	0.29	1.68	<0.05	<0.02	0.01	<0.005	0.02	1.7	0.6	0.03	37	0.64	0.02
CC142295		0.69	13.1	1.15	3.33	<0.05	<0.02	0.02	0.009	0.03	6.7	5.9	0.16	274	3.45	0.02
CC142296		0.60	15.9	1.08	3.09	<0.05	<0.02	0.02	0.006	0.02	5.3	3.7	0.08	104	1.27	0.02
CC142297		1.25	20.7	1.66	4.56	<0.05	<0.02	0.04	0.015	0.05	8.0	10.5	0.28	313	5.10	0.02
CC142298		1.01	18.4	1.95	3.74	0.05	0.04	0.03	0.017	0.05	16.3	12.6	0.37	241	1.96	0.01
CC142299		1.56	22.9	2.05	4.58	0.06	0.05	0.03	0.020	0.06	18.2	13.7	0.42	352	2.14	0.01
CC142300		1.46	20.4	1.77	4.51	0.05	0.02	0.04	0.020	0.06	16.2	13.6	0.38	179	3.34	0.01
CC142301		1.33	17.9	1.75	3.99	0.05	0.02	0.03	0.019	0.05	15.3	12.6	0.34	143	4.20	0.01
CC142302		1.89	25.6	2.91	5.72	0.06	0.02	0.09	0.029	0.09	13.2	24.5	0.49	312	5.40	0.01
CC142303		1.15	20.0	2.00	3.84	0.06	0.05	0.02	0.017	0.06	14.6	14.8	0.39	259	3.88	0.01
CC142304		2.97	31.7	2.82	4.36	0.07	0.03	0.04	0.023	0.07	16.0	12.7	0.42	122	14.25	0.01
CC142305		2.34	45.4	2.17	3.52	0.07	0.04	0.04	0.029	0.07	16.5	11.7	0.31	122	16.15	0.01
CC142306		1.57	28.3	0.52	2.27	<0.05	<0.02	0.04	0.007	0.02	3.3	1.5	0.05	54	1.79	0.03
CC142307		5.03	88.5	4.48	5.47	0.10	0.08	0.05	0.053	0.13	15.7	15.9	0.49	220	69.8	0.02
CC142308		2.18	20.6	1.93	5.35	0.05	0.02	0.06	0.019	0.06	11.5	12.1	0.44	108	7.20	0.01
CC142309		2.01	32.8	2.31	5.21	0.05	0.02	0.06	0.023	0.05	8.0	11.5	0.25	133	13.40	0.01
CC142310		2.20	26.6	2.72	6.85	0.05	0.03	0.05	0.027	0.07	12.4	19.1	0.37	236	13.10	<0.01
CC142311		2.38	23.9	2.36	6.39	0.05	0.03	0.06	0.023	0.07	10.8	12.3	0.32	157	15.00	<0.01
CC142312		1.53	28.0	2.68	5.09	0.06	0.05	0.05	0.028	0.09	14.1	18.2	0.45	307	7.65	<0.01

***** See Appendix Page for comments regarding this certificate *****

ALS Canada Ltd.
2103 Dollarton Hwy
North Vancouver BC V7H 0A7
Phone: 604 984 0221 Fax: 604 984 0218 www.alsglobal.com

To: **SILVER RANGE RESOURCES LTD.**
C/O ARCHER, CATHRO & ASSOCIATES (1981) LIMITED
1016-510 W HASTINGS ST
VANCOUVER BC V6B 1L8

Finalized Date: 12-JUL-2012
Account: RANSIL

Project: Keg-XIV-Claim Groups 3 and 7

CERTIFICATE OF ANALYSIS WH12147786

Sample Description	Method	ME-MS41	ME-MS41	ME-MS41	ME-MS41	ME-MS41	ME-MS41	ME-MS41	ME-MS41	ME-MS41	ME-MS41	ME-MS41	ME-MS41	ME-MS41	ME-MS41	ME-MS41
	Analyte	Nb	Ni	P	Pb	Rb	Re	S	Sb	Sc	Se	Sn	Sr	Ta	Te	Th
	Units	ppm	ppm	ppm	ppm	ppm	ppm	%	ppm	ppm	ppm	ppm	ppm	ppm	ppm	ppm
	LOR	0.05	0.2	10	0.2	0.1	0.001	0.01	0.05	0.1	0.2	0.2	0.2	0.01	0.01	0.2
CC142273		0.63	20.9	860	27.8	17.8	<0.001	0.06	2.32	1.0	0.9	0.7	12.1	<0.01	0.03	<0.2
CC142274		0.94	26.1	760	36.5	9.6	0.001	0.03	4.07	2.0	0.8	1.2	20.9	<0.01	0.03	1.1
CC142275		1.70	28.1	1030	52.5	14.9	0.001	0.06	5.05	1.9	1.4	0.7	17.6	0.01	0.05	0.7
CC142276		0.36	9.3	400	12.1	7.7	<0.001	0.03	1.59	0.5	0.6	0.3	14.6	<0.01	0.03	<0.2
CC142277		0.11	10.3	1520	18.0	6.4	0.002	0.10	0.99	0.2	0.8	0.2	17.3	<0.01	0.02	<0.2
CC142278		1.34	32.1	1270	36.0	13.1	0.001	0.08	3.46	1.7	2.0	0.6	24.3	0.01	0.06	0.7
CC142279		1.63	33.8	950	30.0	12.1	0.001	0.05	3.67	2.4	1.7	0.5	20.4	0.01	0.05	2.1
CC142280		0.66	28.4	1040	92.5	7.1	<0.001	0.02	4.75	3.1	0.8	0.6	31.6	<0.01	0.02	4.7
CC142281		0.28	2.6	510	5.0	4.4	<0.001	0.03	0.18	0.4	0.3	0.2	11.0	<0.01	0.01	<0.2
CC142282		0.30	9.6	470	17.3	12.2	<0.001	0.04	1.60	0.4	0.7	1.0	9.8	<0.01	0.03	<0.2
CC142283		0.63	35.1	1260	142.0	12.2	<0.001	0.04	7.04	1.7	2.1	1.0	14.7	<0.01	0.04	0.5
CC142284		0.14	5.0	770	12.4	6.1	<0.001	0.06	0.86	0.2	0.6	0.3	11.5	<0.01	0.01	<0.2
CC142285		0.28	3.7	440	5.5	2.4	<0.001	0.04	0.29	0.3	0.4	0.2	9.8	<0.01	0.01	<0.2
CC142286		0.87	36.5	890	22.1	6.7	<0.001	0.02	2.89	3.1	0.8	0.6	26.5	<0.01	0.03	4.4
CC142287		1.76	24.2	600	21.3	12.5	0.001	0.04	3.35	2.6	1.5	1.0	10.9	0.02	0.05	2.8
CC142288		0.93	30.1	940	24.8	13.0	0.001	0.04	2.51	2.3	1.8	0.6	14.9	0.01	0.06	1.9
CC142289		0.46	19.1	710	8.6	6.7	<0.001	0.05	2.33	1.0	0.7	0.3	32.7	<0.01	0.02	0.2
CC142290		0.23	3.7	570	3.4	3.6	<0.001	0.04	0.48	0.5	0.7	0.2	12.0	<0.01	0.01	<0.2
CC142291		0.22	5.1	400	7.2	5.5	<0.001	0.04	0.55	0.3	0.5	0.4	7.3	<0.01	0.02	<0.2
CC142292		2.32	14.2	270	19.9	10.6	<0.001	0.03	1.84	1.8	0.8	0.9	8.0	<0.01	0.05	1.8
CC142293		1.53	32.4	810	14.5	8.5	0.001	0.02	3.49	3.2	1.1	0.6	26.8	<0.01	0.03	3.3
CC142294		0.16	1.6	520	2.0	1.4	<0.001	0.04	0.10	0.2	0.3	<0.2	9.3	<0.01	<0.01	<0.2
CC142295		0.30	12.4	680	5.8	5.2	<0.001	0.05	0.90	0.7	0.6	0.2	15.6	<0.01	0.02	<0.2
CC142296		0.28	6.2	700	4.5	5.3	<0.001	0.05	0.37	0.5	0.6	0.2	12.1	<0.01	0.01	<0.2
CC142297		0.34	19.5	930	11.9	10.3	0.001	0.07	1.71	0.7	0.9	0.4	25.6	<0.01	0.03	<0.2
CC142298		1.20	25.6	820	11.4	7.5	<0.001	0.02	1.54	2.7	0.7	0.4	18.1	<0.01	0.03	3.8
CC142299		1.22	29.9	860	13.5	8.9	<0.001	0.02	1.80	3.3	0.8	0.5	19.4	<0.01	0.02	3.8
CC142300		0.94	25.1	950	15.4	9.7	<0.001	0.03	2.07	2.6	0.9	0.5	20.2	<0.01	0.03	1.6
CC142301		1.32	20.4	730	14.5	8.3	<0.001	0.02	2.62	2.0	0.6	0.5	18.3	<0.01	0.02	1.3
CC142302		1.50	36.2	820	27.7	14.5	<0.001	0.06	2.89	2.3	0.9	0.6	15.0	<0.01	0.05	0.9
CC142303		1.64	29.1	750	23.0	7.8	<0.001	0.02	2.86	2.4	0.6	0.5	18.1	<0.01	0.03	3.4
CC142304		1.68	26.5	980	40.9	10.7	0.001	0.04	5.06	2.0	1.3	1.0	24.8	<0.01	0.04	1.0
CC142305		1.82	26.1	1330	87.4	8.1	0.001	0.06	8.30	1.7	2.2	2.5	28.3	<0.01	0.05	1.2
CC142306		0.11	3.8	840	122.0	3.9	<0.001	0.05	0.97	0.2	0.6	0.4	8.3	<0.01	0.02	<0.2
CC142307		2.85	54.7	1530	2930	12.0	0.002	0.17	50.4	2.8	3.4	7.4	45.3	0.01	0.08	4.2
CC142308		1.27	20.0	640	22.2	9.3	<0.001	0.05	1.64	1.6	0.9	0.6	13.7	<0.01	0.02	0.3
CC142309		1.78	28.4	600	22.2	7.1	0.001	0.07	8.85	1.1	1.5	0.6	24.3	0.01	0.05	0.3
CC142310		2.36	32.9	670	29.1	10.2	0.001	0.04	7.18	2.1	1.3	0.7	23.1	0.01	0.05	1.2
CC142311		1.84	33.2	630	22.7	9.8	0.001	0.04	5.19	1.5	1.2	0.7	17.6	0.01	0.06	0.8
CC142312		1.49	39.3	660	20.8	11.2	0.001	0.03	4.77	2.4	1.0	0.5	17.6	0.01	0.05	1.7

***** See Appendix Page for comments regarding this certificate *****

ALS Canada Ltd.
2103 Dollarton Hwy
North Vancouver BC V7H 0A7
Phone: 604 984 0221 Fax: 604 984 0218 www.alsglobal.com

To: **SILVER RANGE RESOURCES LTD.**
C/O ARCHER, CATHRO & ASSOCIATES (1981) LIMITED
1016-510 W HASTINGS ST
VANCOUVER BC V6B 1L8

Finalized Date: 12-JUL-2012
Account: RANSIL

Project: Keg-XIV-Claim Groups 3 and 7

CERTIFICATE OF ANALYSIS WH12147786

Sample Description	Method	ME-MS41	ME-MS41	ME-MS41	ME-MS41	ME-MS41	ME-MS41	ME-MS41	ME-MS41	Ag-OG46	Pb-OG46
	Analyte	Ti	Tl	U	V	W	Y	Zn	Zr	Ag	Pb
	Units	%	ppm	ppm	ppm	ppm	ppm	ppm	ppm	ppm	%
	LOR	0.005	0.02	0.05	1	0.05	0.05	2	0.5	1	0.001
CC142273		0.035	0.19	1.26	65	0.31	4.03	158	<0.5		
CC142274		0.047	0.15	1.84	69	0.30	6.59	154	0.5		
CC142275		0.056	0.27	1.69	132	0.44	6.41	316	0.8		
CC142276		0.025	0.11	0.58	55	0.17	1.64	61	<0.5		
CC142277		0.005	0.14	1.73	33	0.07	4.39	107	<0.5		
CC142278		0.036	0.28	2.22	121	0.32	6.71	262	0.6		
CC142279		0.045	0.30	2.12	134	0.41	7.47	372	1.4		
CC142280		0.062	0.14	1.78	59	0.24	10.15	231	5.2		
CC142281		0.029	0.05	0.19	20	0.07	1.19	18	<0.5		
CC142282		0.020	0.19	0.88	68	0.20	2.88	77	<0.5		
CC142283		0.031	0.47	3.45	112	0.31	8.75	420	<0.5		
CC142284		0.007	0.10	0.81	24	0.11	1.65	35	<0.5		
CC142285		0.021	0.09	0.61	22	0.10	1.42	23	<0.5		
CC142286		0.057	0.11	1.93	70	0.32	10.70	288	2.0		
CC142287		0.053	0.23	1.50	91	0.41	5.19	156	1.0		
CC142288		0.025	0.25	1.27	74	0.28	5.06	189	<0.5		
CC142289		0.033	0.09	1.02	46	0.25	4.20	70	<0.5		
CC142290		0.040	0.04	0.58	33	0.08	1.80	17	<0.5		
CC142291		0.021	0.11	0.53	32	0.17	1.19	20	<0.5		
CC142292		0.080	0.23	0.89	121	0.46	2.52	54	1.1		
CC142293		0.071	0.17	2.22	82	0.44	9.16	75	1.5		
CC142294		0.014	0.03	0.39	9	<0.05	0.88	6	<0.5		
CC142295		0.027	0.07	1.19	40	0.17	3.47	40	<0.5		
CC142296		0.033	0.06	0.68	34	0.12	2.86	29	<0.5		
CC142297		0.023	0.14	1.64	65	0.24	3.96	63	<0.5		
CC142298		0.052	0.11	1.03	49	0.32	7.51	69	1.3		
CC142299		0.053	0.14	1.53	54	0.36	10.10	79	1.5		
CC142300		0.045	0.15	1.81	52	0.31	7.97	106	0.6		
CC142301		0.052	0.18	2.12	69	0.21	6.94	87	0.6		
CC142302		0.049	0.25	1.65	102	0.38	6.05	175	0.5		
CC142303		0.059	0.14	1.57	67	0.28	6.48	125	1.8		
CC142304		0.062	0.38	4.45	113	0.31	8.54	145	1.1		
CC142305		0.067	0.36	5.89	109	0.32	8.50	157	1.4		
CC142306		0.010	0.15	1.65	18	0.48	3.05	20	<0.5		
CC142307		0.089	0.58	8.11	197	0.36	9.15	712	4.1		
CC142308		0.044	0.34	1.84	99	0.26	4.31	101	0.6		
CC142309		0.051	0.38	2.84	134	0.32	4.06	269	1.0		
CC142310		0.066	0.35	2.96	153	0.40	5.47	268	1.2		
CC142311		0.072	0.43	2.87	164	0.37	4.73	269	1.3		
CC142312		0.056	0.21	2.51	112	0.34	6.94	270	1.4		

***** See Appendix Page for comments regarding this certificate *****

ALS Canada Ltd.
2103 Dollarton Hwy
North Vancouver BC V7H 0A7
Phone: 604 984 0221 Fax: 604 984 0218 www.alsglobal.com

To: **SILVER RANGE RESOURCES LTD.**
C/O ARCHER, CATHRO & ASSOCIATES (1981) LIMITED
1016-510 W HASTINGS ST
VANCOUVER BC V6B 1L8

Finalized Date: 12-JUL-2012
Account: RANSIL

Project: Keg-XIV-Claim Groups 3 and 7

CERTIFICATE OF ANALYSIS WH12147786

Sample Description	Method	WEI-21	Au-ICP21	ME-MS41	ME-MS41	ME-MS41	ME-MS41	ME-MS41	ME-MS41	ME-MS41	ME-MS41	ME-MS41	ME-MS41	ME-MS41	ME-MS41	ME-MS41
	Analyte	Recvd Wt.	Au	Ag	Al	As	Au	B	Ba	Be	Bi	Ca	Cd	Ce	Co	Cr
	Units	kg	ppm	ppm	%	ppm	ppm	ppm	ppm	ppm	ppm	%	ppm	ppm	ppm	ppm
	LOR	0.02	0.001	0.01	0.01	0.1	0.2	10	10	0.05	0.01	0.01	0.01	0.02	0.1	1
CC142313		0.20	0.004	0.73	2.33	26.4	<0.2	<10	370	0.80	0.17	0.23	2.23	30.0	9.0	39
CC142314		0.23	0.002	0.34	1.81	17.1	<0.2	<10	150	0.57	0.20	0.11	0.82	22.7	5.5	27
CC142315		0.24	0.002	0.78	1.34	26.4	<0.2	<10	140	0.43	0.21	0.16	1.72	24.0	6.0	27
CC142316		0.30	0.003	0.40	1.22	24.4	<0.2	<10	210	0.41	0.14	0.29	0.93	28.9	7.5	23
CC142317		0.28	0.003	0.28	1.31	13.5	<0.2	<10	230	0.43	0.12	0.33	0.92	32.2	7.5	24
CC142318		0.28	0.003	0.32	1.37	12.6	<0.2	<10	230	0.52	0.15	0.27	0.56	27.1	6.7	25
CC142319		0.34	0.005	0.49	1.64	23.5	<0.2	<10	190	0.72	0.14	0.27	0.68	30.8	10.6	28
CC142320		0.27	0.004	0.64	1.91	25.3	<0.2	<10	250	0.86	0.19	0.22	0.70	31.6	9.8	30
CC142321		0.22	0.001	0.39	0.65	4.0	<0.2	<10	60	0.29	0.05	0.16	0.39	9.11	3.3	7
CC142322		0.17	0.001	0.56	0.70	6.1	<0.2	<10	70	0.42	0.06	0.11	1.31	9.81	3.0	8
CC142323		0.24	0.004	0.29	1.08	8.0	<0.2	<10	90	0.42	0.11	0.14	0.87	15.35	3.9	16
CC142324		0.29	0.003	0.23	1.95	35.0	<0.2	<10	210	0.89	0.14	0.31	1.91	28.3	9.3	31
CC142325		0.32	0.004	0.20	1.75	12.8	<0.2	<10	190	0.76	0.13	0.24	0.96	29.3	6.8	27
CC142326		0.29	0.003	0.21	1.50	21.0	<0.2	<10	230	0.62	0.14	0.30	1.97	31.7	7.9	28
CC142327		0.32	0.004	0.26	2.28	17.9	<0.2	<10	180	0.92	0.14	0.12	1.37	24.8	6.1	29
CC142328		0.16	0.001	0.24	0.43	2.6	<0.2	<10	60	0.26	0.03	0.08	1.70	4.98	5.5	4
CC142329		0.20	0.002	0.42	1.65	24.6	<0.2	<10	190	0.59	0.24	0.13	1.38	22.7	6.7	30
CC142330		0.13	<0.001	0.28	0.45	1.1	<0.2	<10	40	0.15	0.02	0.10	1.64	5.17	2.1	3
CC142331		0.19	0.001	0.35	1.19	28.0	<0.2	<10	110	0.35	0.24	0.09	2.86	19.45	5.3	23
CC142332		0.18	0.003	0.18	1.36	20.0	<0.2	<10	140	0.36	0.17	0.14	1.92	23.3	6.3	25
CC142333		0.24	0.002	0.38	1.57	31.3	<0.2	<10	160	0.51	0.26	0.09	1.77	22.2	4.6	27
CC142334		0.18	0.007	0.72	1.61	23.8	<0.2	<10	170	0.67	0.20	0.11	3.38	24.1	5.3	28
CC142335		0.25	0.001	0.21	0.94	14.2	<0.2	<10	110	0.32	0.13	0.12	1.88	14.10	4.9	13
CC142336		0.28	0.002	0.35	1.35	16.1	<0.2	<10	160	0.52	0.18	0.12	0.91	18.65	4.3	20
CC142337		0.22	0.003	0.23	1.28	28.0	<0.2	<10	160	0.46	0.29	0.14	0.76	22.6	4.9	22
CC142338		0.19	0.004	0.27	1.23	32.6	<0.2	<10	140	0.36	0.30	0.16	0.38	21.1	4.1	21
CC142339		0.21	0.004	8.04	1.00	392	<0.2	<10	140	0.61	1.49	0.22	1.78	15.60	5.8	16
CC142340		0.17	0.002	0.93	1.29	14.9	<0.2	<10	160	0.60	0.12	0.34	4.75	19.90	4.4	10
CC142341		0.19	0.003	0.47	1.13	15.1	<0.2	<10	150	0.50	0.19	0.15	1.37	19.05	5.3	22
CC142342		0.28	0.003	0.27	1.26	15.7	<0.2	<10	190	0.55	0.14	0.25	1.13	23.6	6.3	23
CC142343		0.22	0.003	0.47	1.01	11.2	<0.2	<10	110	0.36	0.12	0.09	0.80	10.95	3.0	18
CC142344		0.28	0.004	0.32	0.66	9.6	<0.2	<10	90	0.23	0.23	0.06	0.31	17.85	1.9	16
CC142345		0.33	0.003	0.58	1.54	24.1	<0.2	<10	120	0.43	0.26	0.17	0.90	20.6	6.4	32
CC142346		0.26	0.002	0.18	0.81	19.1	<0.2	<10	80	0.20	0.27	0.07	0.32	15.90	3.1	17
CC142347		0.29	0.004	0.29	1.78	12.5	<0.2	<10	190	0.73	0.25	0.17	1.88	26.4	10.4	26
CC142348		0.23	0.003	0.33	0.77	11.8	<0.2	<10	50	0.17	0.35	0.05	0.30	17.90	2.6	15
CC142349		0.17	0.002	0.16	0.71	2.0	<0.2	<10	30	0.17	0.07	0.06	2.01	5.31	1.6	6
CC142350		0.22	0.002	0.14	1.56	23.7	<0.2	<10	100	0.45	0.31	0.16	0.81	21.7	7.0	28
CC142351		0.19	0.001	0.33	0.44	3.6	<0.2	<10	70	0.19	0.09	0.10	5.38	7.70	2.1	7
CC142352		0.26	0.003	0.96	1.63	29.0	<0.2	<10	160	0.51	0.35	0.15	0.90	17.30	4.0	35

***** See Appendix Page for comments regarding this certificate *****

ALS Canada Ltd.
2103 Dollarton Hwy
North Vancouver BC V7H 0A7
Phone: 604 984 0221 Fax: 604 984 0218 www.alsglobal.com

To: **SILVER RANGE RESOURCES LTD.**
C/O ARCHER, CATHRO & ASSOCIATES (1981) LIMITED
1016-510 W HASTINGS ST
VANCOUVER BC V6B 1L8

Finalized Date: 12-JUL-2012
Account: RANSIL

Project: Keg-XIV-Claim Groups 3 and 7

CERTIFICATE OF ANALYSIS WH12147786

Sample Description	Method	ME-MS41	ME-MS41	ME-MS41	ME-MS41	ME-MS41	ME-MS41	ME-MS41	ME-MS41	ME-MS41	ME-MS41	ME-MS41	ME-MS41	ME-MS41	ME-MS41	ME-MS41
	Analyte	Cs	Cu	Fe	Ga	Ge	Hf	Hg	In	K	La	Li	Mg	Mn	Mo	Na
	Units	ppm	ppm	%	ppm	ppm	ppm	ppm	ppm	%	ppm	ppm	%	ppm	ppm	%
	LOR	0.05	0.2	0.01	0.05	0.05	0.02	0.01	0.005	0.01	0.2	0.1	0.01	5	0.05	0.01
CC142313		2.13	38.6	3.31	6.67	0.07	0.05	0.03	0.031	0.09	15.3	16.9	0.49	303	16.45	0.01
CC142314		2.04	18.6	2.52	6.06	0.05	0.02	0.06	0.023	0.08	11.9	14.3	0.32	214	8.04	0.01
CC142315		1.61	20.6	2.54	6.58	0.05	0.03	0.05	0.025	0.09	12.2	14.5	0.33	210	8.03	<0.01
CC142316		1.15	25.0	2.36	4.03	0.06	0.02	0.02	0.020	0.05	14.8	11.4	0.39	255	9.18	<0.01
CC142317		1.06	22.5	2.02	4.03	0.06	0.03	0.01	0.020	0.05	16.4	12.8	0.42	250	5.52	<0.01
CC142318		1.11	22.9	2.05	4.32	0.05	0.02	0.05	0.018	0.06	14.1	12.8	0.41	203	5.10	<0.01
CC142319		1.41	32.5	2.53	4.47	0.07	0.05	0.02	0.019	0.06	14.9	15.6	0.46	338	10.50	0.01
CC142320		1.56	30.1	2.73	5.31	0.07	0.03	0.04	0.026	0.08	15.3	16.5	0.41	274	6.81	<0.01
CC142321		0.45	12.2	1.15	2.70	<0.05	<0.02	0.01	0.007	0.02	4.4	3.4	0.10	126	2.19	0.02
CC142322		0.65	13.0	0.90	2.92	<0.05	<0.02	0.03	0.010	0.03	4.8	2.6	0.07	162	2.63	0.02
CC142323		0.89	13.4	1.51	3.79	<0.05	<0.02	0.02	0.015	0.04	7.8	8.4	0.20	150	2.57	0.01
CC142324		1.76	37.2	2.96	5.63	0.07	0.06	0.02	0.035	0.07	14.5	17.3	0.54	242	14.25	<0.01
CC142325		1.06	24.4	2.12	4.19	0.06	0.06	0.03	0.025	0.06	14.9	12.8	0.42	193	4.24	<0.01
CC142326		1.37	35.1	2.55	4.69	0.07	0.04	0.01	0.027	0.06	16.4	14.9	0.49	222	9.24	0.01
CC142327		1.07	21.3	2.54	4.58	0.06	0.06	0.05	0.039	0.06	12.9	20.3	0.40	177	4.10	<0.01
CC142328		0.25	8.7	0.76	1.84	<0.05	<0.02	0.01	0.005	0.03	2.3	1.3	0.05	288	1.44	0.01
CC142329		1.89	20.2	2.30	6.02	0.06	<0.02	0.02	0.024	0.08	11.9	15.6	0.44	280	6.52	<0.01
CC142330		0.13	8.4	0.83	1.97	<0.05	<0.02	0.02	<0.005	0.02	2.7	0.4	0.04	47	1.40	0.02
CC142331		1.99	24.0	2.34	5.86	0.06	0.02	0.03	0.025	0.08	9.7	7.3	0.22	218	10.90	0.01
CC142332		1.43	19.8	2.40	5.32	0.06	0.02	0.02	0.026	0.06	12.2	11.2	0.33	260	9.01	<0.01
CC142333		1.91	25.3	2.36	6.01	0.05	<0.02	0.02	0.027	0.07	11.9	11.0	0.30	194	8.86	0.01
CC142334		1.65	26.2	2.77	6.14	0.06	0.02	0.03	0.040	0.08	12.5	10.0	0.27	172	10.50	0.01
CC142335		0.97	16.1	1.37	4.06	<0.05	<0.02	0.02	0.015	0.05	7.2	6.4	0.15	303	4.37	0.01
CC142336		1.19	18.4	1.66	4.54	0.05	<0.02	0.02	0.018	0.05	9.7	10.2	0.28	176	4.17	0.01
CC142337		1.45	19.5	1.87	4.09	<0.05	<0.02	0.02	0.019	0.05	13.2	11.2	0.33	202	6.63	0.01
CC142338		1.40	18.9	1.82	4.02	<0.05	<0.02	0.02	0.020	0.04	12.8	10.2	0.30	139	6.86	0.01
CC142339		2.22	88.4	1.50	3.29	<0.05	<0.02	0.04	0.020	0.05	8.3	8.7	0.22	272	8.69	0.01
CC142340		1.33	24.3	1.88	2.81	0.05	0.02	0.04	0.013	0.02	11.4	7.9	0.15	198	16.25	0.03
CC142341		2.18	28.1	1.71	4.15	0.05	<0.02	0.02	0.023	0.08	11.7	10.3	0.31	278	11.90	0.01
CC142342		1.61	34.5	2.16	3.71	0.08	0.04	0.01	0.024	0.07	13.8	11.8	0.40	215	13.40	0.01
CC142343		1.82	19.5	1.47	3.63	<0.05	<0.02	0.04	0.019	0.06	5.9	7.6	0.24	137	10.05	0.02
CC142344		2.43	15.2	1.30	5.48	<0.05	0.02	0.03	0.016	0.04	11.5	3.2	0.08	59	13.35	0.01
CC142345		3.01	21.8	2.63	7.04	0.06	0.05	0.05	0.032	0.10	12.7	18.6	0.47	249	14.45	0.01
CC142346		2.55	20.0	1.94	6.95	0.05	0.06	0.01	0.018	0.07	9.8	5.6	0.20	116	17.00	0.01
CC142347		1.58	30.5	2.03	4.17	0.05	0.06	0.03	0.027	0.06	13.7	14.2	0.38	232	6.42	0.01
CC142348		1.56	14.3	1.66	6.64	<0.05	0.04	0.02	0.015	0.04	10.9	4.9	0.13	70	12.00	0.01
CC142349		0.69	7.8	0.72	2.79	<0.05	<0.02	0.02	0.010	0.03	2.7	2.8	0.07	39	2.63	0.02
CC142350		3.76	18.7	2.34	7.96	0.06	0.07	0.04	0.023	0.10	12.7	19.1	0.48	260	11.05	0.01
CC142351		1.40	14.2	0.74	2.37	<0.05	<0.02	0.01	0.005	0.03	4.4	1.8	0.05	62	4.27	0.02
CC142352		3.95	27.9	2.38	8.88	0.07	0.08	0.08	0.029	0.09	10.7	18.5	0.45	138	18.05	0.01

***** See Appendix Page for comments regarding this certificate *****

ALS Canada Ltd.
2103 Dollarton Hwy
North Vancouver BC V7H 0A7
Phone: 604 984 0221 Fax: 604 984 0218 www.alsglobal.com

To: **SILVER RANGE RESOURCES LTD.**
C/O ARCHER, CATHRO & ASSOCIATES (1981) LIMITED
1016-510 W HASTINGS ST
VANCOUVER BC V6B 1L8

Finalized Date: 12-JUL-2012
Account: RANSIL

Project: Keg-XIV-Claim Groups 3 and 7

CERTIFICATE OF ANALYSIS WH12147786

Sample Description	Method	ME-MS41	ME-MS41	ME-MS41	ME-MS41	ME-MS41	ME-MS41	ME-MS41	ME-MS41	ME-MS41	ME-MS41	ME-MS41	ME-MS41	ME-MS41	ME-MS41	ME-MS41
	Analyte	Nb	Ni	P	Pb	Rb	Re	S	Sb	Sc	Se	Sn	Sr	Ta	Te	Th
	Units	ppm	ppm	ppm	ppm	ppm	ppm	%	ppm	ppm	ppm	ppm	ppm	ppm	ppm	ppm
	LOR	0.05	0.2	10	0.2	0.1	0.001	0.01	0.05	0.1	0.2	0.2	0.2	0.01	0.01	0.2
CC142313		1.81	48.2	790	23.1	11.9	0.001	0.05	7.52	2.6	1.4	0.6	47.5	0.01	0.06	1.5
CC142314		1.80	23.7	450	22.7	19.6	<0.001	0.03	3.58	1.9	0.7	0.7	16.2	0.01	0.04	1.5
CC142315		1.79	25.0	490	24.3	14.1	0.001	0.03	3.44	2.1	0.9	0.7	18.2	<0.01	0.05	1.2
CC142316		1.12	25.7	890	16.5	7.3	0.001	0.01	7.36	2.0	1.0	0.5	28.2	<0.01	0.03	1.3
CC142317		1.17	24.7	890	16.8	7.4	<0.001	<0.01	5.05	2.6	0.6	0.5	29.4	<0.01	0.03	3.1
CC142318		1.27	24.4	810	17.8	9.0	0.001	0.01	3.95	2.0	0.6	0.5	22.8	<0.01	0.03	1.4
CC142319		1.67	36.2	710	26.5	7.7	<0.001	0.01	8.50	2.7	0.7	0.6	28.8	<0.01	0.04	3.1
CC142320		1.41	34.2	870	41.9	10.9	0.001	0.02	5.88	2.5	0.9	0.7	21.5	<0.01	0.04	1.5
CC142321		0.34	7.0	830	7.5	3.2	<0.001	0.04	1.73	0.4	0.4	0.2	13.1	<0.01	0.01	<0.2
CC142322		0.39	7.8	680	8.9	6.8	<0.001	0.05	1.16	0.4	0.5	0.2	11.7	<0.01	0.02	<0.2
CC142323		0.41	13.5	870	11.6	8.3	<0.001	0.05	1.35	0.4	0.5	0.3	12.0	<0.01	0.02	<0.2
CC142324		1.65	51.5	940	21.3	9.3	0.001	0.02	8.06	2.6	1.1	0.7	34.7	<0.01	0.07	1.8
CC142325		1.43	29.4	860	17.1	8.0	0.001	0.02	2.40	2.4	0.8	0.5	17.8	0.01	0.04	1.9
CC142326		1.47	32.4	830	14.9	9.2	0.001	0.01	5.04	3.3	0.9	0.6	30.5	<0.01	0.04	3.5
CC142327		1.82	30.1	580	10.9	9.1	0.001	0.03	1.53	2.8	1.1	0.4	11.8	0.01	0.04	2.3
CC142328		0.18	3.7	740	12.1	3.6	<0.001	0.05	0.33	0.1	0.2	<0.2	11.8	<0.01	0.01	<0.2
CC142329		0.85	23.6	830	45.6	14.0	0.001	0.05	2.44	0.8	0.7	0.8	17.0	<0.01	0.04	0.2
CC142330		0.30	3.4	610	4.2	1.5	0.001	0.06	0.13	0.2	0.3	<0.2	12.2	<0.01	<0.01	<0.2
CC142331		0.98	19.8	830	55.6	15.9	0.001	0.06	2.95	0.6	0.9	0.8	13.8	<0.01	0.05	<0.2
CC142332		1.14	26.9	630	28.1	10.6	0.001	0.03	2.76	1.3	0.9	0.6	14.7	<0.01	0.04	0.4
CC142333		1.03	22.6	660	53.5	13.2	<0.001	0.06	3.48	0.8	0.9	0.8	15.9	<0.01	0.04	<0.2
CC142334		1.47	21.0	690	43.7	16.2	<0.001	0.07	2.87	1.1	0.9	0.8	13.4	<0.01	0.05	0.3
CC142335		0.65	12.1	520	24.2	10.8	<0.001	0.03	1.65	0.6	0.5	0.4	14.6	<0.01	0.02	<0.2
CC142336		0.60	16.3	600	34.5	8.5	<0.001	0.04	1.73	0.7	0.6	0.5	13.8	<0.01	0.03	<0.2
CC142337		0.49	23.2	720	78.8	10.9	<0.001	0.06	3.61	0.7	0.7	0.8	16.3	<0.01	0.04	<0.2
CC142338		0.46	20.8	710	87.2	9.6	<0.001	0.06	3.44	0.7	0.8	0.8	17.8	<0.01	0.03	<0.2
CC142339		0.33	22.8	1460	978	11.9	0.001	0.14	12.40	0.3	2.1	4.2	18.3	<0.01	0.06	<0.2
CC142340		0.60	22.5	940	18.7	3.4	0.025	0.09	1.53	1.2	3.0	0.3	25.1	0.01	0.02	0.2
CC142341		1.07	32.6	830	28.0	14.1	0.001	0.07	3.89	0.8	1.2	0.5	22.4	<0.01	0.05	<0.2
CC142342		1.86	41.3	920	25.6	9.8	0.001	0.05	4.04	2.1	1.2	0.4	30.9	<0.01	0.04	2.2
CC142343		1.02	29.1	690	17.4	8.4	<0.001	0.08	3.24	0.7	1.3	0.4	16.2	<0.01	0.04	<0.2
CC142344		1.51	17.5	400	25.2	8.8	<0.001	0.06	3.52	0.7	0.9	1.1	13.6	<0.01	0.05	<0.2
CC142345		3.63	43.5	920	28.6	19.3	<0.001	0.05	3.66	2.5	1.2	0.8	18.4	<0.01	0.07	1.8
CC142346		3.59	26.5	470	26.6	12.0	<0.001	0.05	4.46	1.4	1.0	1.0	15.1	<0.01	0.07	1.5
CC142347		2.29	41.4	620	25.1	10.7	0.001	0.04	2.09	2.5	0.9	0.5	18.6	<0.01	0.03	2.5
CC142348		3.68	20.1	210	23.1	9.6	<0.001	0.04	2.06	1.3	0.5	0.8	8.7	<0.01	0.04	1.9
CC142349		0.57	7.7	330	4.5	3.0	<0.001	0.06	0.36	0.4	0.4	0.2	7.9	<0.01	0.01	<0.2
CC142350		3.95	37.8	790	29.4	18.2	0.001	0.04	1.77	2.9	0.9	0.6	15.7	<0.01	0.05	3.8
CC142351		0.83	9.6	380	5.7	8.9	<0.001	0.06	0.70	0.6	0.5	0.3	14.4	<0.01	0.02	<0.2
CC142352		5.04	48.2	590	30.8	16.3	0.001	0.08	3.97	1.9	1.6	0.8	20.1	0.01	0.08	1.1

***** See Appendix Page for comments regarding this certificate *****

ALS Canada Ltd.
2103 Dollarton Hwy
North Vancouver BC V7H 0A7
Phone: 604 984 0221 Fax: 604 984 0218 www.alsglobal.com

To: **SILVER RANGE RESOURCES LTD.**
C/O ARCHER, CATHRO & ASSOCIATES (1981) LIMITED
1016-510 W HASTINGS ST
VANCOUVER BC V6B 1L8

Finalized Date: 12-JUL-2012
Account: RANSIL

Project: Keg-XIV-Claim Groups 3 and 7

CERTIFICATE OF ANALYSIS WH12147786

Sample Description	Method	ME-MS41	ME-MS41	ME-MS41	ME-MS41	ME-MS41	ME-MS41	ME-MS41	ME-MS41	Ag-OG46	Pb-OG46
	Analyte	Ti	Tl	U	V	W	Y	Zn	Zr	Ag	Pb
	Units	%	ppm	ppm	ppm	ppm	ppm	ppm	ppm	ppm	%
	LOR	0.005	0.02	0.05	1	0.05	0.05	2	0.5	1	0.001
CC142313		0.094	0.28	4.37	217	0.39	9.86	610	1.7		
CC142314		0.069	0.23	1.91	116	0.37	4.20	161	0.9		
CC142315		0.068	0.19	1.65	153	0.57	4.25	153	1.1		
CC142316		0.050	0.13	2.01	73	0.27	6.75	150	0.6		
CC142317		0.067	0.13	2.13	80	0.36	7.74	153	1.0		
CC142318		0.058	0.15	1.92	94	0.29	6.64	119	0.6		
CC142319		0.085	0.19	3.30	135	0.29	9.12	155	2.2		
CC142320		0.057	0.19	2.82	108	0.47	9.23	133	1.0		
CC142321		0.038	0.05	0.93	51	0.08	2.99	39	<0.5		
CC142322		0.026	0.09	1.78	47	0.13	4.80	38	<0.5		
CC142323		0.025	0.11	1.16	63	0.27	3.29	62	<0.5		
CC142324		0.084	0.23	3.70	178	0.37	8.61	284	1.8		
CC142325		0.054	0.15	2.31	69	0.34	7.36	100	1.6		
CC142326		0.081	0.16	3.81	124	0.28	10.10	349	1.7		
CC142327		0.044	0.16	2.14	76	0.33	6.16	266	1.7		
CC142328		0.012	0.06	1.01	30	<0.05	2.18	25	<0.5		
CC142329		0.034	0.25	1.73	105	0.25	5.23	223	<0.5		
CC142330		0.035	0.02	1.16	34	<0.05	1.72	34	<0.5		
CC142331		0.038	0.18	2.04	133	0.34	3.95	197	0.6		
CC142332		0.053	0.18	1.58	123	0.30	4.22	392	0.6		
CC142333		0.042	0.27	2.15	151	0.30	4.51	216	0.5		
CC142334		0.055	0.21	2.88	167	0.28	6.29	244	0.8		
CC142335		0.033	0.12	0.99	74	0.16	3.05	126	<0.5		
CC142336		0.030	0.17	1.75	66	0.24	4.26	128	<0.5		
CC142337		0.025	0.15	1.79	78	0.27	5.10	152	<0.5		
CC142338		0.023	0.15	1.54	79	0.24	4.41	135	<0.5		
CC142339		0.008	0.18	2.38	133	0.40	4.70	225	<0.5		
CC142340		0.028	0.18	4.61	63	0.11	12.05	269	0.7		
CC142341		0.034	0.28	2.95	194	0.27	6.70	215	<0.5		
CC142342		0.057	0.30	3.25	149	0.85	8.72	235	2.0		
CC142343		0.037	0.20	2.30	174	0.29	3.82	157	0.7		
CC142344		0.054	0.28	2.08	200	0.18	3.74	144	0.8		
CC142345		0.086	0.37	2.12	386	0.36	6.39	326	2.9		
CC142346		0.100	0.30	1.76	284	0.33	3.75	176	3.4		
CC142347		0.051	0.21	1.88	115	0.36	6.78	121	2.6		
CC142348		0.089	0.22	0.99	201	0.38	2.35	72	2.4		
CC142349		0.029	0.08	0.76	37	0.12	1.25	29	<0.5		
CC142350		0.095	0.32	1.85	228	0.43	6.34	153	4.0		
CC142351		0.030	0.11	1.20	56	0.13	2.36	42	<0.5		
CC142352		0.101	0.33	2.74	401	0.37	6.18	184	4.9		

***** See Appendix Page for comments regarding this certificate *****

ALS Canada Ltd.
2103 Dollarton Hwy
North Vancouver BC V7H 0A7
Phone: 604 984 0221 Fax: 604 984 0218 www.alsglobal.com

To: **SILVER RANGE RESOURCES LTD.**
C/O ARCHER, CATHRO & ASSOCIATES (1981) LIMITED
1016-510 W HASTINGS ST
VANCOUVER BC V6B 1L8

Finalized Date: 12-JUL-2012
Account: RANSIL

Project: Keg-XIV-Claim Groups 3 and 7

CERTIFICATE OF ANALYSIS WH12147786

Sample Description	Method	WEI-21	Au-ICP21	ME-MS41	ME-MS41	ME-MS41	ME-MS41	ME-MS41	ME-MS41	ME-MS41	ME-MS41	ME-MS41	ME-MS41	ME-MS41	ME-MS41	ME-MS41
	Analyte	Recvd Wt.	Au	Ag	Al	As	Au	B	Ba	Be	Bi	Ca	Cd	Ce	Co	Cr
	Units	kg	ppm	ppm	%	ppm	ppm	ppm	ppm	ppm	ppm	%	ppm	ppm	ppm	ppm
	LOR	0.02	0.001	0.01	0.01	0.1	0.2	10	10	0.05	0.01	0.01	0.01	0.02	0.1	1
CC142353		0.21	0.002	0.29	0.70	5.0	<0.2	<10	50	0.21	0.15	0.12	0.93	11.25	2.6	10
CC142354		0.20	0.001	0.11	0.55	3.6	<0.2	<10	60	0.15	0.10	0.08	1.27	9.14	2.8	11
CC142355		0.21	0.001	1.27	0.92	2.5	<0.2	<10	70	0.60	0.06	0.33	0.89	16.40	3.8	7
CC142356		0.28	0.002	0.68	1.19	6.8	<0.2	<10	150	0.50	0.16	0.16	0.82	16.60	28.1	19
CC142357		0.25	0.003	0.19	0.88	10.4	<0.2	<10	80	0.27	0.20	0.08	0.42	16.75	4.0	22
CC142358		0.13	0.005	0.48	0.92	2.7	<0.2	<10	150	0.63	0.08	0.52	1.43	14.50	3.4	9
CC142359		0.11	0.002	0.18	0.52	2.0	<0.2	<10	90	0.15	0.09	0.08	1.15	6.47	3.9	6
CC142360		0.17	0.002	0.76	1.50	12.9	<0.2	<10	110	0.71	0.22	0.09	0.84	20.3	5.8	26
CC142361		0.17	0.002	0.16	0.88	7.6	<0.2	<10	110	0.30	0.23	0.09	0.58	16.55	4.4	17
CC142362		0.22	0.003	0.22	0.97	11.2	<0.2	<10	70	0.18	0.33	0.10	0.71	23.5	3.6	21
CC142363		0.19	0.003	1.50	1.21	20.9	<0.2	<10	70	0.40	0.23	0.06	0.56	18.55	3.9	22
CC142364		0.25	0.003	0.64	2.08	15.9	<0.2	<10	150	0.49	0.27	0.15	0.51	22.4	4.4	40
CC142365		0.19	0.003	0.95	1.72	31.4	<0.2	<10	160	0.85	0.18	0.14	1.08	23.6	8.7	31
CC142366		0.26	0.006	2.28	2.55	118.5	<0.2	<10	60	1.77	0.23	0.08	1.44	19.80	4.2	24
CC142367		0.22	0.013	>100	2.39	984	<0.2	<10	80	0.72	103.5	0.15	9.65	29.1	4.9	27
CC142368		0.18	0.003	1.92	1.81	63.1	<0.2	<10	120	1.07	1.32	0.14	3.14	23.5	14.4	25
CC142369		0.15	0.004	1.40	1.46	68.2	<0.2	<10	130	0.73	0.74	0.14	4.59	17.55	7.9	24
CC142370		0.19	0.005	1.08	0.95	23.8	<0.2	<10	70	0.34	0.49	0.08	2.81	16.10	4.3	15
CC142371		0.18	0.002	0.79	1.01	35.9	<0.2	<10	80	0.34	0.55	0.08	1.06	16.95	3.3	23
CC142372		0.24	0.003	2.39	1.67	61.4	<0.2	<10	130	0.65	1.54	0.13	2.20	20.2	7.5	23
CC142373		0.25	0.004	1.56	1.59	89.7	<0.2	<10	130	0.36	2.06	0.17	1.20	25.7	6.6	31
CC142374		0.18	0.003	0.29	1.38	16.2	<0.2	<10	140	0.27	0.17	0.11	0.86	18.95	4.8	22
CC142375		0.21	0.001	0.37	0.62	6.8	<0.2	<10	40	0.10	0.10	0.06	2.58	5.80	1.3	6
CC142376		0.27	0.021	>100	4.37	75.1	<0.2	<10	20	0.31	107.0	0.13	8.45	33.0	3.2	42
CC142489		0.28	0.003	8.21	1.92	544	<0.2	<10	260	1.01	0.79	0.46	42.3	17.55	85.8	26
CC142475		0.26	0.011	0.42	1.06	30.6	<0.2	<10	430	0.30	0.21	0.05	0.26	34.3	5.9	19
CC142476		0.18	0.002	0.47	1.04	29.2	<0.2	<10	610	0.23	0.25	0.06	0.75	31.9	7.3	17
CC142477		0.28	0.002	0.25	0.63	12.0	<0.2	<10	280	0.12	0.16	0.05	0.32	24.3	3.3	12

***** See Appendix Page for comments regarding this certificate *****

ALS Canada Ltd.
2103 Dollarton Hwy
North Vancouver BC V7H 0A7
Phone: 604 984 0221 Fax: 604 984 0218 www.alsglobal.com

To: **SILVER RANGE RESOURCES LTD.**
C/O ARCHER, CATHRO & ASSOCIATES (1981) LIMITED
1016-510 W HASTINGS ST
VANCOUVER BC V6B 1L8

Finalized Date: 12-JUL-2012
Account: RANSIL

Project: Keg-XIV-Claim Groups 3 and 7

CERTIFICATE OF ANALYSIS WH12147786

Sample Description	Method	ME-MS41	ME-MS41	ME-MS41	ME-MS41	ME-MS41	ME-MS41	ME-MS41	ME-MS41	ME-MS41	ME-MS41	ME-MS41	ME-MS41	ME-MS41	ME-MS41	ME-MS41
	Analyte	Cs	Cu	Fe	Ga	Ge	Hf	Hg	In	K	La	Li	Mg	Mn	Mo	Na
	Units	ppm	ppm	%	ppm	ppm	ppm	ppm	ppm	%	ppm	ppm	%	ppm	ppm	%
	LOR	0.05	0.2	0.01	0.05	0.05	0.02	0.01	0.005	0.01	0.2	0.1	0.01	5	0.05	0.01
CC142353		1.24	9.8	1.00	3.38	<0.05	<0.02	0.02	0.009	0.03	5.9	5.1	0.12	75	3.15	0.02
CC142354		1.56	10.4	0.90	2.52	<0.05	<0.02	0.02	0.008	0.05	4.9	5.3	0.14	141	3.04	0.02
CC142355		0.95	34.4	0.84	2.32	0.05	0.04	0.03	0.009	0.03	11.7	3.8	0.11	174	5.74	0.03
CC142356		2.01	27.0	3.00	4.11	0.07	0.02	0.03	0.015	0.05	10.2	9.3	0.30	1120	11.95	0.02
CC142357		2.75	17.2	1.33	5.38	0.05	0.02	0.04	0.017	0.07	9.3	6.6	0.17	174	11.60	0.01
CC142358		1.43	22.1	0.83	2.79	<0.05	0.03	0.03	0.010	0.04	9.3	5.0	0.15	205	3.54	0.03
CC142359		1.01	9.8	0.59	2.07	<0.05	<0.02	0.02	0.007	0.05	3.4	1.0	0.04	553	5.96	0.02
CC142360		2.40	25.1	2.05	5.81	0.05	<0.02	0.03	0.024	0.08	12.0	12.2	0.33	254	9.39	0.02
CC142361		2.18	18.4	1.42	4.85	0.05	<0.02	0.02	0.016	0.08	9.9	6.4	0.21	321	10.80	0.01
CC142362		2.39	13.4	2.10	7.37	0.06	0.05	0.03	0.018	0.08	14.3	7.0	0.26	128	9.26	0.01
CC142363		2.87	22.4	1.97	6.75	0.05	0.03	0.05	0.023	0.06	11.4	5.9	0.16	219	14.05	0.01
CC142364		3.18	23.7	2.56	7.49	0.07	0.11	0.04	0.029	0.12	13.9	19.1	0.56	139	12.95	0.01
CC142365		2.34	44.8	2.20	4.72	0.07	0.14	0.02	0.034	0.10	14.9	19.8	0.50	195	13.80	0.01
CC142366		4.68	111.0	3.41	7.06	0.10	0.03	0.06	0.085	0.10	13.2	15.5	0.35	127	43.6	0.02
CC142367		0.76	2650	8.96	12.10	0.64	0.23	0.07	1.190	0.05	18.3	23.1	1.29	331	159.0	0.02
CC142368		2.76	242	4.33	6.41	0.08	0.05	0.03	0.038	0.07	13.0	12.8	0.37	344	32.7	0.02
CC142369		2.01	38.8	2.16	5.31	0.06	0.03	0.04	0.038	0.06	10.7	17.2	0.34	226	15.15	0.02
CC142370		1.22	31.8	1.51	3.83	<0.05	0.02	0.03	0.019	0.04	8.9	8.1	0.19	106	8.39	0.02
CC142371		2.44	33.3	1.70	5.72	0.05	0.02	0.03	0.023	0.07	10.3	7.6	0.22	130	10.05	0.01
CC142372		5.51	61.3	4.23	7.02	0.08	0.02	0.04	0.034	0.07	12.3	15.8	0.48	237	39.5	0.02
CC142373		2.15	52.0	3.07	7.13	0.07	0.03	0.03	0.034	0.08	14.5	16.9	0.50	227	18.50	0.01
CC142374		1.41	17.3	2.21	5.29	0.05	<0.02	0.02	0.021	0.06	10.2	14.3	0.32	137	8.85	0.01
CC142375		1.13	10.0	0.88	4.02	<0.05	<0.02	0.02	0.007	0.03	3.2	1.6	0.05	46	8.54	0.02
CC142376		0.46	6460	12.45	27.3	0.98	0.49	0.15	1.795	0.01	26.2	110.5	4.94	825	102.5	0.01
CC142489		3.66	636	4.29	6.19	0.09	0.15	0.02	0.024	0.03	8.8	26.0	1.50	2570	3.68	0.01
CC142475		1.43	30.8	2.65	4.13	0.06	0.02	0.02	0.022	0.09	16.3	13.4	0.24	170	2.50	0.01
CC142476		2.41	52.9	2.75	5.89	0.06	<0.02	0.02	0.029	0.09	14.7	11.4	0.22	369	1.92	0.01
CC142477		0.60	15.7	1.88	4.01	0.05	<0.02	0.02	0.013	0.06	12.6	3.3	0.09	113	2.17	0.01

***** See Appendix Page for comments regarding this certificate *****

ALS Canada Ltd.
2103 Dollarton Hwy
North Vancouver BC V7H 0A7
Phone: 604 984 0221 Fax: 604 984 0218 www.alsglobal.com

To: **SILVER RANGE RESOURCES LTD.**
C/O ARCHER, CATHRO & ASSOCIATES (1981) LIMITED
1016-510 W HASTINGS ST
VANCOUVER BC V6B 1L8

Finalized Date: 12-JUL-2012
Account: RANSIL

Project: Keg-XIV-Claim Groups 3 and 7

CERTIFICATE OF ANALYSIS WH12147786

Sample Description	Method	ME-MS41	ME-MS41	ME-MS41	ME-MS41	ME-MS41	ME-MS41	ME-MS41	ME-MS41	ME-MS41	ME-MS41	ME-MS41	ME-MS41	ME-MS41	ME-MS41	ME-MS41
	Analyte	Nb	Ni	P	Pb	Rb	Re	S	Sb	Sc	Se	Sn	Sr	Ta	Te	Th
	Units	ppm	ppm	ppm	ppm	ppm	ppm	%	ppm	ppm	ppm	ppm	ppm	ppm	ppm	ppm
	LOR	0.05	0.2	10	0.2	0.1	0.001	0.01	0.05	0.1	0.2	0.2	0.2	0.01	0.01	0.2
CC142353		0.89	11.3	420	9.0	6.2	<0.001	0.05	0.76	0.6	0.5	0.3	13.3	<0.01	0.03	<0.2
CC142354		0.36	12.9	490	5.6	10.4	<0.001	0.06	0.56	0.5	0.4	0.3	11.1	<0.01	0.02	<0.2
CC142355		0.54	18.7	1160	8.5	4.7	0.005	0.12	0.76	0.8	2.2	0.2	22.5	0.01	0.02	0.2
CC142356		1.22	49.9	920	13.9	9.3	0.002	0.08	1.17	1.4	1.7	0.3	19.2	0.01	0.03	0.3
CC142357		1.87	24.5	750	17.5	12.0	<0.001	0.06	2.00	0.7	1.0	0.8	12.6	<0.01	0.04	<0.2
CC142358		0.58	26.3	1350	8.9	7.3	0.001	0.13	0.59	0.6	1.2	0.2	27.9	<0.01	0.02	<0.2
CC142359		0.22	7.2	1070	7.8	9.2	<0.001	0.10	0.59	0.3	0.4	0.3	10.6	<0.01	0.02	<0.2
CC142360		1.18	27.2	680	22.1	21.5	<0.001	0.09	2.02	0.8	1.0	0.6	16.8	<0.01	0.05	<0.2
CC142361		1.54	23.1	830	17.6	21.7	<0.001	0.05	1.61	0.9	0.7	0.6	12.4	<0.01	0.04	0.2
CC142362		4.01	19.6	490	19.5	23.1	<0.001	0.05	1.51	2.2	0.7	0.8	14.0	<0.01	0.04	2.5
CC142363		2.64	24.5	800	15.4	17.5	<0.001	0.07	2.54	1.1	1.0	0.7	14.6	0.01	0.06	0.2
CC142364		5.55	43.0	860	22.9	20.1	<0.001	0.06	2.54	3.4	1.5	0.8	17.6	0.02	0.07	3.8
CC142365		3.56	48.2	560	129.5	17.3	0.001	0.06	6.72	3.3	1.7	1.0	18.7	0.01	0.05	4.8
CC142366		3.02	81.8	880	61.4	10.7	0.001	0.13	20.2	1.6	3.8	0.8	39.8	0.01	0.12	0.7
CC142367		0.78	94.9	1510	>10000	5.8	0.007	0.59	142.0	4.0	151.5	17.6	27.3	0.01	1.32	5.1
CC142368		2.47	85.8	500	574	11.9	0.001	0.06	9.57	2.6	4.1	1.1	59.1	0.01	0.09	2.5
CC142369		2.51	43.3	560	180.0	12.7	<0.001	0.07	4.32	2.0	2.0	0.7	22.0	<0.01	0.07	1.0
CC142370		1.70	21.6	310	143.5	7.7	0.001	0.05	3.21	1.6	1.3	0.6	13.2	<0.01	0.04	1.1
CC142371		1.54	24.6	780	93.3	14.4	<0.001	0.09	2.55	1.0	1.5	0.8	14.5	<0.01	0.05	<0.2
CC142372		1.36	59.3	680	248	20.3	0.001	0.09	9.50	1.7	3.8	1.4	25.0	<0.01	0.09	0.5
CC142373		2.33	35.0	900	298	16.8	0.001	0.03	4.92	2.4	2.9	1.0	21.3	<0.01	0.09	2.2
CC142374		1.21	24.6	380	35.0	8.7	<0.001	0.01	2.28	1.3	0.9	0.6	14.6	<0.01	0.05	0.3
CC142375		0.63	8.4	400	11.9	6.2	<0.001	0.02	1.45	0.4	0.9	0.3	12.3	<0.01	0.05	<0.2
CC142376		0.23	110.0	780	>10000	1.7	0.009	0.86	216	9.2	230	69.0	25.0	<0.01	1.46	6.4
CC142489		0.40	75.4	380	1865	5.5	<0.001	0.01	30.5	3.7	1.2	1.8	36.1	<0.01	0.08	4.1
CC142475		0.87	20.5	300	19.4	9.4	<0.001	0.04	2.27	2.5	0.9	0.5	22.3	<0.01	0.05	3.3
CC142476		1.08	18.6	450	29.5	15.5	<0.001	0.04	1.45	2.1	0.8	0.6	29.9	<0.01	0.04	2.1
CC142477		0.92	12.6	310	10.1	6.6	<0.001	0.01	1.16	1.3	0.5	0.5	11.9	<0.01	0.04	1.3

***** See Appendix Page for comments regarding this certificate *****

ALS Canada Ltd.
2103 Dollarton Hwy
North Vancouver BC V7H 0A7
Phone: 604 984 0221 Fax: 604 984 0218 www.alsglobal.com

To: **SILVER RANGE RESOURCES LTD.**
C/O ARCHER, CATHRO & ASSOCIATES (1981) LIMITED
1016-510 W HASTINGS ST
VANCOUVER BC V6B 1L8

Finalized Date: 12-JUL-2012
Account: RANSIL

Project: Keg-XIV-Claim Groups 3 and 7

CERTIFICATE OF ANALYSIS WH12147786

Sample Description	Method	ME-MS41	ME-MS41	ME-MS41	ME-MS41	ME-MS41	ME-MS41	ME-MS41	ME-MS41	Ag-OG46	Pb-OG46
	Analyte	Ti	Tl	U	V	W	Y	Zn	Zr	Ag	Pb
	Units	%	ppm	ppm	ppm	ppm	ppm	ppm	ppm	ppm	%
	LOR	0.005	0.02	0.05	1	0.05	0.05	2	0.5	1	0.001
CC142353		0.035	0.11	0.78	69	0.15	2.16	47	0.5		
CC142354		0.024	0.11	0.93	59	0.25	1.70	66	<0.5		
CC142355		0.016	0.09	5.48	37	0.13	19.15	111	1.2		
CC142356		0.031	0.34	4.31	136	0.22	10.75	516	0.8		
CC142357		0.050	0.29	2.31	208	0.22	4.16	88	1.4		
CC142358		0.018	0.13	2.43	45	0.12	11.35	199	0.8		
CC142359		0.007	0.14	0.58	36	0.11	1.07	53	<0.5		
CC142360		0.038	0.32	2.32	170	0.27	7.15	118	<0.5		
CC142361		0.049	0.27	1.53	147	0.33	4.05	96	0.7		
CC142362		0.102	0.32	1.30	172	0.46	4.43	76	2.8		
CC142363		0.070	0.30	2.67	257	0.35	3.96	86	1.5		
CC142364		0.100	0.41	2.70	329	0.39	7.77	125	6.0		
CC142365		0.068	0.32	2.81	250	0.37	7.33	158	8.3		
CC142366		0.058	0.42	9.03	428	0.57	8.08	362	2.4		
CC142367		0.033	0.27	17.30	587	0.34	15.15	4430	18.4	168	3.71
CC142368		0.052	0.30	6.03	362	0.38	11.75	1600	3.0		
CC142369		0.057	0.25	2.61	228	0.33	6.38	658	1.7		
CC142370		0.047	0.17	1.42	124	0.31	3.37	250	0.8		
CC142371		0.047	0.28	2.43	205	0.32	3.93	116	1.1		
CC142372		0.052	0.43	3.68	293	0.36	6.51	1430	1.2		
CC142373		0.066	0.34	1.97	334	0.37	5.45	357	1.2		
CC142374		0.053	0.20	1.16	163	0.33	3.29	175	<0.5		
CC142375		0.042	0.12	0.81	121	0.20	1.08	73	0.5		
CC142376		0.007	0.37	17.45	1530	0.38	11.45	4910	21.8	725	6.67
CC142489		0.046	0.25	3.10	363	0.41	9.68	3430	9.4		
CC142475		0.023	0.18	0.64	51	0.37	2.84	110	0.9		
CC142476		0.028	0.12	0.60	52	0.20	2.83	81	<0.5		
CC142477		0.026	0.10	0.36	47	0.17	1.75	52	<0.5		

***** See Appendix Page for comments regarding this certificate *****

ALS Canada Ltd.
2103 Dollarton Hwy
North Vancouver BC V7H 0A7
Phone: 604 984 0221 Fax: 604 984 0218 www.alsglobal.com

To: **SILVER RANGE RESOURCES LTD.**
C/O ARCHER, CATHRO & ASSOCIATES (1981) LIMITED
1016-510 W HASTINGS ST
VANCOUVER BC V6B 1L8

Finalized Date: 12-JUL-2012
Account: RANSIL

Project: Keg-XIV-Claim Groups 3 and 7

CERTIFICATE OF ANALYSIS WH12147786

Method	CERTIFICATE COMMENTS
ME-MS41	Gold determinations by this method are semi-quantitative due to the small sample weight used (0.5g).

ALS Canada Ltd.

2103 Dollarton Hwy
North Vancouver BC V7H 0A7
Phone: 604 984 0221 Fax: 604 984 0218 www.alsglobal.com

To: **SILVER RANGE RESOURCES LTD.**
C/O ARCHER, CATHRO & ASSOCIATES (1981) LIMITED
1016-510 W HASTINGS ST
VANCOUVER BC V6B 1L8

Finalized Date: 11-JUL-2012
Account: RANSIL

CERTIFICATE WH12147787

Project: Keg-XIV-Claim Groups 3 and 7

P.O. No.:

This report is for 168 Soil samples submitted to our lab in Whitehorse, YT, Canada on 26-JUN-2012.

The following have access to data associated with this certificate:

MATT DUMALA	JOAN MARIACHER	

SAMPLE PREPARATION

ALS CODE	DESCRIPTION
WEI-21	Received Sample Weight
LOG-22	Sample login - Rcd w/o BarCode
SCR-41	Screen to -180um and save both

ANALYTICAL PROCEDURES

ALS CODE	DESCRIPTION	INSTRUMENT
Au-ICP21	Au 30g FA ICP-AES Finish	ICP-AES
ME-MS41	51 anal. aqua regia ICPMS	

To: **SILVER RANGE RESOURCES LTD.**
ATTN: JOAN MARIACHER
C/O ARCHER, CATHRO & ASSOCIATES (1981) LIMITED
1016-510 W HASTINGS ST
VANCOUVER BC V6B 1L8

This is the Final Report and supersedes any preliminary report with this certificate number. Results apply to samples as submitted. All pages of this report have been checked and approved for release.

***** See Appendix Page for comments regarding this certificate *****

Signature:

Colin Ramshaw, Vancouver Laboratory Manager

ALS Canada Ltd.
2103 Dollarton Hwy
North Vancouver BC V7H 0A7
Phone: 604 984 0221 Fax: 604 984 0218 www.alsglobal.com

To: **SILVER RANGE RESOURCES LTD.**
C/O ARCHER, CATHRO & ASSOCIATES (1981) LIMITED
1016-510 W HASTINGS ST
VANCOUVER BC V6B 1L8

Finalized Date: 11-JUL-2012
Account: RANSIL

Project: Keg-XIV-Claim Groups 3 and 7

CERTIFICATE OF ANALYSIS WH12147787

Sample Description	Method	WEI-21	Au-ICP21	ME-MS41	ME-MS41	ME-MS41	ME-MS41	ME-MS41	ME-MS41	ME-MS41	ME-MS41	ME-MS41	ME-MS41	ME-MS41	ME-MS41	ME-MS41
	Analyte	Recvd Wt.	Au	Ag	Al	As	Au	B	Ba	Be	Bi	Ca	Cd	Ce	Co	Cr
	Units	kg	ppm	ppm	%	ppm	ppm	ppm	ppm	ppm	ppm	%	ppm	ppm	ppm	ppm
	LOR	0.02	0.001	0.01	0.01	0.1	0.2	10	10	0.05	0.01	0.01	0.01	0.02	0.1	1
DD018057		0.29	0.003	0.08	1.24	18.2	<0.2	<10	150	0.40	0.27	0.11	1.41	27.0	11.4	28
DD018058		0.22	0.002	0.18	1.08	8.4	<0.2	<10	280	0.52	0.18	0.11	3.29	23.2	5.0	18
DD018059		0.33	0.003	0.24	1.15	10.9	<0.2	<10	200	0.50	0.14	0.27	1.64	30.7	5.7	21
DD018060		0.23	0.002	0.21	1.20	11.5	<0.2	<10	170	0.48	0.14	0.23	1.82	25.8	6.0	21
DD018061		0.36	0.005	0.26	1.20	10.3	<0.2	<10	210	0.52	0.15	0.27	1.43	32.5	5.8	22
DD018062		0.31	0.004	0.34	1.31	11.9	<0.2	<10	200	0.58	0.25	0.26	1.58	29.8	5.4	24
DD018063		0.31	0.006	0.48	1.30	15.1	<0.2	<10	170	0.54	0.55	0.21	1.67	26.4	5.6	23
DD018064		0.20	0.001	0.84	1.05	7.8	<0.2	<10	340	0.39	0.22	0.09	0.64	20.2	2.1	15
DD018065		0.31	0.003	0.49	1.08	25.7	<0.2	<10	130	0.48	1.31	0.31	2.97	29.8	7.6	23
DD018066		0.38	0.004	0.56	1.12	18.3	<0.2	<10	160	0.47	0.29	0.31	1.10	30.5	7.5	23
DD018067		0.31	0.005	0.61	1.48	23.6	<0.2	<10	100	0.58	0.20	0.12	0.49	26.5	4.7	25
DD018068		0.33	0.003	0.46	1.26	22.1	<0.2	<10	310	0.66	0.17	0.22	0.99	26.7	7.4	25
DD018069		0.23	0.002	1.09	1.45	36.0	<0.2	<10	140	0.44	0.32	0.11	0.62	26.2	5.1	24
DD018070		0.48	0.005	1.31	1.51	73.0	<0.2	<10	130	0.54	0.48	0.18	0.45	23.0	5.1	29
DD018071		0.25	0.004	0.27	1.25	11.9	<0.2	<10	370	0.60	0.17	0.36	0.41	33.1	6.9	25
DD018072		0.31	0.004	0.26	1.45	13.6	<0.2	<10	230	0.63	0.17	0.30	0.19	27.2	5.9	25
DD018073		0.40	0.003	0.32	1.45	15.1	<0.2	<10	240	0.59	0.19	0.30	0.50	30.8	6.6	27
DD018074		0.41	0.004	0.27	1.20	13.7	<0.2	<10	300	0.50	0.18	0.39	0.67	30.7	8.2	26
DD018075		0.29	0.004	0.32	1.71	19.0	<0.2	<10	380	0.72	0.21	0.27	0.18	37.6	7.8	30
DD018076		0.42	0.003	0.18	1.32	11.4	<0.2	<10	200	0.45	0.18	0.25	0.18	25.7	6.4	25
DD018077		0.32	0.003	0.21	1.18	10.6	<0.2	<10	240	0.47	0.17	0.31	0.67	31.4	7.0	24
DD018078		0.27	0.003	0.19	1.32	25.0	<0.2	<10	150	0.56	0.21	0.24	0.46	28.8	7.4	24
DD018079		0.33	0.002	0.27	1.05	13.0	<0.2	<10	140	0.41	0.14	0.25	0.51	26.1	4.0	22
DD018080		0.29	0.002	0.72	1.19	10.7	<0.2	<10	130	0.42	0.18	0.16	0.41	18.25	3.5	20
DD018081		0.40	0.004	0.29	1.20	10.5	<0.2	<10	120	0.42	0.14	0.28	0.59	26.3	4.1	24
DD018082		0.41	0.003	0.25	1.23	8.0	<0.2	<10	100	0.51	0.18	0.25	0.40	28.9	5.1	22
DD018083		0.28	0.002	0.17	1.16	11.7	<0.2	<10	320	0.55	0.22	0.14	0.24	31.2	5.8	21
DD018084		0.29	0.004	0.15	0.85	8.0	<0.2	<10	160	0.48	0.12	0.28	0.41	28.4	5.7	20
DD018085		0.40	0.004	0.17	1.10	7.3	<0.2	<10	150	0.44	0.12	0.22	0.15	24.7	5.3	20
DD018086		0.35	0.001	0.06	0.91	11.2	<0.2	<10	150	0.27	0.27	0.12	0.29	21.2	4.6	22
DD018087		0.38	0.004	0.44	1.43	20.3	<0.2	<10	210	0.53	0.20	0.24	0.28	28.2	7.7	27
DD018088		0.35	0.004	0.42	1.61	14.8	<0.2	<10	340	0.75	0.20	0.33	0.18	32.6	9.5	31
DD018089		0.26	0.004	0.38	1.83	12.3	<0.2	<10	160	0.85	0.15	0.09	0.61	21.4	10.2	26
DD018090		0.30	0.004	0.27	1.02	25.1	<0.2	<10	200	0.56	0.14	0.29	0.44	27.9	6.9	21
DD018091		0.21	0.004	3.06	2.09	77.1	<0.2	<10	180	1.01	0.25	0.16	0.99	24.0	7.4	29
DD018092		0.32	0.004	0.45	1.19	20.8	<0.2	<10	150	0.64	0.15	0.24	0.48	30.1	8.0	21
DD018093		0.31	0.001	0.03	0.31	0.2	<0.2	<10	20	<0.05	0.01	0.14	0.04	3.85	1.8	2
DD018094		0.33	0.004	1.14	2.18	24.7	<0.2	<10	330	1.02	0.29	0.23	0.62	31.9	12.9	30
DD018095		0.35	0.004	0.81	1.67	43.0	<0.2	<10	180	0.77	0.23	0.24	0.53	29.1	10.4	28
DD018096		0.24	0.005	0.34	0.95	19.1	<0.2	<10	140	0.39	0.16	0.12	0.68	18.85	7.9	19

***** See Appendix Page for comments regarding this certificate *****

ALS Canada Ltd.
2103 Dollarton Hwy
North Vancouver BC V7H 0A7
Phone: 604 984 0221 Fax: 604 984 0218 www.alsglobal.com

To: **SILVER RANGE RESOURCES LTD.**
C/O ARCHER, CATHRO & ASSOCIATES (1981) LIMITED
1016-510 W HASTINGS ST
VANCOUVER BC V6B 1L8

Finalized Date: 11-JUL-2012
Account: RANSIL

Project: Keg-XIV-Claim Groups 3 and 7

CERTIFICATE OF ANALYSIS WH12147787

Sample Description	Method	ME-MS41	ME-MS41	ME-MS41	ME-MS41	ME-MS41	ME-MS41	ME-MS41	ME-MS41	ME-MS41	ME-MS41	ME-MS41	ME-MS41	ME-MS41	ME-MS41	ME-MS41
	Analyte	Cs	Cu	Fe	Ga	Ge	Hf	Hg	In	K	La	Li	Mg	Mn	Mo	Na
	Units	ppm	ppm	%	ppm	ppm	ppm	ppm	ppm	%	ppm	ppm	%	ppm	ppm	%
	LOR	0.05	0.2	0.01	0.05	0.05	0.02	0.01	0.005	0.01	0.2	0.1	0.01	5	0.05	0.01
DD018057		1.66	19.8	3.14	7.20	0.08	0.02	0.02	0.024	0.08	13.6	13.6	0.40	515	5.49	0.02
DD018058		1.29	20.8	1.70	4.58	0.07	<0.02	0.03	0.016	0.05	12.3	6.5	0.17	942	5.47	0.02
DD018059		0.83	25.1	1.93	3.73	0.09	0.03	0.02	0.017	0.04	15.8	11.7	0.37	172	4.18	0.02
DD018060		1.04	22.9	1.92	3.78	0.08	0.02	0.03	0.018	0.05	13.3	11.5	0.35	223	3.77	0.02
DD018061		0.88	28.8	1.99	3.87	0.10	0.04	0.02	0.018	0.05	17.1	12.6	0.41	198	4.10	0.02
DD018062		1.10	31.7	2.09	4.14	0.11	0.03	0.05	0.023	0.05	15.7	13.6	0.42	187	6.16	0.02
DD018063		1.39	33.4	2.12	4.21	0.11	0.02	0.03	0.022	0.04	13.6	11.7	0.37	190	9.15	0.02
DD018064		0.99	20.0	1.12	4.41	0.05	<0.02	0.07	0.013	0.03	10.5	3.6	0.09	82	2.80	0.01
DD018065		1.16	33.8	2.03	3.68	0.09	0.04	0.01	0.018	0.05	15.3	11.5	0.43	259	5.04	0.02
DD018066		1.07	29.3	2.18	3.81	0.10	0.04	0.02	0.018	0.07	15.5	12.0	0.41	303	5.18	0.02
DD018067		1.72	32.8	2.62	5.41	0.08	0.03	0.06	0.021	0.06	14.5	14.0	0.31	129	12.30	0.01
DD018068		1.42	43.3	2.55	4.02	0.10	0.06	0.04	0.022	0.09	13.7	12.3	0.40	351	9.51	0.02
DD018069		1.32	27.6	2.51	5.33	0.08	0.02	0.04	0.025	0.06	14.0	13.3	0.33	154	6.60	0.02
DD018070		1.89	28.4	1.94	5.95	0.08	0.02	0.03	0.018	0.09	11.8	13.2	0.54	159	9.29	0.02
DD018071		1.26	32.0	2.09	4.09	0.11	0.04	0.03	0.018	0.07	17.6	13.1	0.44	243	4.06	0.02
DD018072		1.41	28.3	2.11	4.24	0.08	0.07	0.03	0.018	0.06	14.3	12.9	0.44	191	5.89	0.02
DD018073		1.49	32.9	1.86	4.66	0.10	0.07	0.02	0.020	0.07	16.2	13.9	0.48	143	5.85	0.02
DD018074		1.10	32.0	2.51	4.05	0.11	0.07	0.03	0.020	0.08	16.2	12.8	0.44	559	4.29	0.02
DD018075		1.46	36.9	2.50	5.01	0.10	0.05	0.04	0.022	0.07	19.7	14.9	0.49	256	4.52	0.02
DD018076		1.33	22.1	2.02	4.34	0.08	0.03	0.03	0.017	0.06	13.4	13.0	0.41	186	5.22	0.02
DD018077		1.05	24.2	1.92	3.98	0.09	0.05	0.02	0.017	0.06	16.4	12.3	0.38	252	4.41	0.02
DD018078		1.42	25.1	2.25	4.36	0.09	0.05	0.03	0.018	0.07	14.7	12.7	0.39	268	5.41	0.02
DD018079		1.19	27.2	1.76	3.83	0.08	0.03	0.02	0.016	0.06	14.2	11.1	0.35	138	6.64	0.02
DD018080		1.94	23.0	1.43	4.50	0.06	<0.02	0.03	0.013	0.05	10.0	10.2	0.27	208	6.92	0.02
DD018081		1.64	27.1	1.74	4.21	0.08	0.03	0.02	0.016	0.06	14.1	13.7	0.41	128	5.34	0.01
DD018082		1.38	34.0	1.46	3.98	0.08	0.02	0.02	0.016	0.05	14.9	12.4	0.38	98	4.09	0.01
DD018083		1.30	24.8	1.97	5.02	0.08	<0.02	0.03	0.016	0.05	15.6	9.8	0.25	172	5.01	0.01
DD018084		0.89	23.1	1.63	3.07	0.09	0.15	0.01	0.011	0.05	14.8	9.6	0.30	169	3.91	0.02
DD018085		0.95	17.2	1.55	3.50	0.07	0.03	0.02	0.013	0.05	12.7	11.4	0.32	113	3.78	0.01
DD018086		1.27	15.9	2.45	6.97	0.07	<0.02	0.02	0.017	0.05	11.1	5.0	0.18	170	4.34	0.01
DD018087		1.59	27.6	2.28	4.67	0.08	0.02	0.01	0.018	0.06	14.7	13.1	0.44	202	7.79	0.02
DD018088		1.78	38.7	2.44	4.99	0.09	0.04	0.03	0.022	0.07	16.8	16.1	0.54	231	5.87	0.02
DD018089		1.26	25.5	2.33	4.35	0.06	0.07	0.05	0.020	0.05	10.8	17.9	0.38	171	4.23	0.01
DD018090		1.10	28.1	1.92	3.44	0.09	0.09	0.01	0.013	0.05	14.2	11.9	0.38	185	3.66	0.02
DD018091		1.96	39.3	2.68	5.76	0.08	0.03	0.08	0.024	0.06	12.6	19.6	0.42	157	5.50	0.02
DD018092		1.81	32.0	2.24	3.96	0.09	0.03	0.02	0.014	0.05	15.4	11.6	0.35	220	7.08	0.01
DD018093		0.06	4.3	0.53	1.39	<0.05	<0.02	<0.01	<0.005	0.02	1.7	0.3	0.02	45	0.13	0.04
DD018094		2.46	43.9	2.79	6.44	0.09	0.03	0.06	0.025	0.08	15.7	19.4	0.49	449	6.87	0.02
DD018095		1.81	31.6	2.67	5.43	0.09	0.02	0.03	0.021	0.07	14.7	17.0	0.47	394	6.00	0.02
DD018096		1.46	22.1	1.85	3.97	0.06	<0.02	0.01	0.013	0.04	9.1	7.9	0.25	878	8.86	0.02

***** See Appendix Page for comments regarding this certificate *****

ALS Canada Ltd.
2103 Dollarton Hwy
North Vancouver BC V7H 0A7
Phone: 604 984 0221 Fax: 604 984 0218 www.alsglobal.com

To: **SILVER RANGE RESOURCES LTD.**
C/O ARCHER, CATHRO & ASSOCIATES (1981) LIMITED
1016-510 W HASTINGS ST
VANCOUVER BC V6B 1L8

Finalized Date: 11-JUL-2012
Account: RANSIL

Project: Keg-XIV-Claim Groups 3 and 7

CERTIFICATE OF ANALYSIS WH12147787

Sample Description	Method	ME-MS41	ME-MS41	ME-MS41	ME-MS41	ME-MS41	ME-MS41	ME-MS41	ME-MS41	ME-MS41	ME-MS41	ME-MS41	ME-MS41	ME-MS41	ME-MS41	ME-MS41
	Analyte	Nb	Ni	P	Pb	Rb	Re	S	Sb	Sc	Se	Sn	Sr	Ta	Te	Th
	Units	ppm	ppm	ppm	ppm	ppm	ppm	%	ppm	ppm	ppm	ppm	ppm	ppm	ppm	ppm
	LOR	0.05	0.2	10	0.2	0.1	0.001	0.01	0.05	0.1	0.2	0.2	0.2	0.01	0.01	0.2
DD018057		1.83	23.6	360	19.3	18.3	<0.001	0.02	1.64	2.9	0.5	0.7	14.2	<0.01	0.04	3.0
DD018058		0.24	13.0	880	16.2	9.3	<0.001	0.06	1.18	0.6	0.6	0.6	12.3	<0.01	0.02	<0.2
DD018059		1.06	24.9	830	28.8	6.9	<0.001	0.02	2.32	2.8	0.8	0.4	19.2	<0.01	0.02	2.2
DD018060		0.55	25.4	1010	25.6	7.9	0.001	0.04	1.35	1.4	0.9	0.4	19.0	<0.01	0.03	0.5
DD018061		1.22	26.3	860	23.6	7.5	<0.001	0.02	1.66	3.1	0.8	0.4	19.9	<0.01	0.02	3.5
DD018062		1.44	27.5	780	30.4	8.4	<0.001	0.02	2.50	3.0	0.8	0.5	20.2	<0.01	0.02	2.9
DD018063		0.96	26.5	830	77.5	8.2	<0.001	0.03	3.31	1.9	0.9	0.4	17.9	<0.01	0.03	0.8
DD018064		0.25	9.7	1050	118.5	6.9	<0.001	0.07	0.71	0.5	0.5	0.8	11.0	<0.01	0.02	<0.2
DD018065		1.20	32.4	990	192.0	7.6	<0.001	0.02	4.16	2.7	1.4	0.5	22.2	<0.01	0.03	3.2
DD018066		1.33	30.5	1090	120.0	8.9	0.001	0.03	3.92	2.6	1.0	0.6	24.7	<0.01	0.03	2.6
DD018067		1.87	26.0	570	25.8	10.0	0.001	0.06	5.30	2.3	1.2	0.7	22.7	0.01	0.04	1.7
DD018068		1.32	32.4	960	20.5	11.1	0.001	0.06	5.43	3.2	1.3	0.5	33.1	<0.01	0.03	3.6
DD018069		0.49	19.4	810	92.3	8.2	0.001	0.07	5.37	1.0	1.2	1.1	13.3	<0.01	0.03	0.3
DD018070		0.98	30.3	1030	106.0	12.7	0.001	0.06	7.43	1.5	1.3	2.8	16.8	<0.01	0.03	0.3
DD018071		1.07	34.2	930	15.6	9.3	0.001	0.02	1.92	3.6	0.7	0.5	30.5	<0.01	0.02	3.5
DD018072		1.29	35.6	880	11.1	9.7	0.001	0.02	1.99	2.9	0.8	0.5	26.2	<0.01	0.02	3.2
DD018073		1.21	33.7	840	19.7	9.9	0.001	0.02	3.06	4.0	1.0	0.7	24.6	<0.01	0.03	4.8
DD018074		0.92	33.7	1020	12.1	9.4	0.001	0.02	2.06	4.0	0.7	0.5	29.9	<0.01	0.03	4.7
DD018075		1.24	39.5	860	14.1	10.5	0.001	0.02	1.98	4.0	0.9	0.6	21.1	<0.01	0.03	3.1
DD018076		1.18	30.2	750	11.0	9.6	0.001	0.03	2.15	2.2	0.6	0.5	23.5	<0.01	0.02	1.5
DD018077		1.19	31.0	830	12.4	9.1	0.001	0.02	1.99	3.3	0.6	0.5	24.5	<0.01	0.02	3.8
DD018078		1.49	35.0	900	28.7	10.2	0.001	0.03	2.34	2.5	0.9	0.5	20.0	<0.01	0.03	3.0
DD018079		1.11	26.2	960	18.2	7.8	0.001	0.04	3.04	1.8	0.9	0.5	22.9	<0.01	0.02	1.2
DD018080		0.40	18.3	1020	12.4	8.9	0.001	0.07	1.89	0.8	0.5	0.5	16.7	<0.01	0.01	<0.2
DD018081		1.12	26.6	990	14.9	8.9	0.001	0.03	2.06	2.0	0.7	0.5	23.2	<0.01	0.02	1.5
DD018082		1.06	27.1	1040	27.8	8.7	<0.001	0.02	2.11	2.5	0.9	0.4	21.9	<0.01	0.02	1.6
DD018083		0.71	22.5	500	14.2	10.2	<0.001	0.02	1.48	1.9	1.0	0.6	15.0	<0.01	0.04	0.6
DD018084		1.00	26.0	770	11.6	6.8	<0.001	0.01	2.03	3.2	0.8	0.4	22.0	<0.01	0.03	4.8
DD018085		1.24	23.4	680	10.5	7.3	<0.001	0.02	1.59	2.1	0.7	0.4	17.0	<0.01	0.02	2.0
DD018086		0.95	16.3	620	14.0	9.5	<0.001	0.06	1.32	0.8	0.7	0.7	13.6	<0.01	0.03	<0.2
DD018087		1.04	30.1	950	33.6	9.3	<0.001	0.03	2.87	2.4	1.2	0.6	19.9	<0.01	0.03	1.2
DD018088		1.35	43.9	760	22.5	10.4	<0.001	0.02	2.53	4.5	1.0	0.7	26.8	<0.01	0.03	3.6
DD018089		1.72	35.2	350	13.0	9.7	<0.001	0.03	1.68	3.2	0.9	0.5	10.0	0.01	0.03	3.2
DD018090		1.11	30.9	750	20.4	6.8	<0.001	0.01	2.57	3.6	0.8	0.7	30.4	<0.01	0.03	4.3
DD018091		1.26	29.2	1140	146.5	10.4	<0.001	0.07	6.45	2.2	1.2	4.0	15.8	<0.01	0.05	0.8
DD018092		1.48	32.6	770	43.9	7.2	<0.001	0.02	4.32	2.7	0.9	1.7	20.8	<0.01	0.03	3.2
DD018093		0.19	1.4	490	0.9	0.8	<0.001	0.01	<0.05	0.5	<0.2	<0.2	13.1	<0.01	<0.01	<0.2
DD018094		1.47	42.6	1020	49.2	14.2	<0.001	0.05	2.90	3.4	1.4	1.2	24.3	0.01	0.05	1.7
DD018095		1.13	35.1	1030	57.5	11.3	<0.001	0.04	3.06	2.7	1.1	1.7	20.1	<0.01	0.04	1.6
DD018096		0.51	20.2	800	43.6	8.4	<0.001	0.08	3.36	1.1	0.8	1.5	17.4	<0.01	0.03	0.2

***** See Appendix Page for comments regarding this certificate *****

ALS Canada Ltd.
2103 Dollarton Hwy
North Vancouver BC V7H 0A7
Phone: 604 984 0221 Fax: 604 984 0218 www.alsglobal.com

To: **SILVER RANGE RESOURCES LTD.**
C/O ARCHER, CATHRO & ASSOCIATES (1981) LIMITED
1016-510 W HASTINGS ST
VANCOUVER BC V6B 1L8

Finalized Date: 11-JUL-2012
Account: RANSIL

Project: Keg-XIV-Claim Groups 3 and 7

CERTIFICATE OF ANALYSIS WH12147787

Sample Description	Method	ME-MS41	ME-MS41	ME-MS41	ME-MS41	ME-MS41	ME-MS41	ME-MS41	ME-MS41
	Analyte	Ti	Tl	U	V	W	Y	Zn	Zr
	Units	%	ppm	ppm	ppm	ppm	ppm	ppm	ppm
	LOR	0.005	0.02	0.05	1	0.05	0.05	2	0.5
DD018057		0.071	0.17	0.79	102	0.36	3.43	160	1.0
DD018058		0.015	0.17	1.00	62	0.26	5.64	117	<0.5
DD018059		0.054	0.13	1.69	68	0.27	8.41	424	1.0
DD018060		0.032	0.15	1.38	62	0.27	6.28	297	0.5
DD018061		0.059	0.14	1.89	71	0.30	9.42	424	1.3
DD018062		0.069	0.20	2.36	91	0.29	8.73	510	1.2
DD018063		0.051	0.23	2.48	100	0.27	7.07	534	0.5
DD018064		0.011	0.24	1.30	48	0.27	3.69	71	<0.5
DD018065		0.061	0.14	1.63	80	0.57	7.50	981	1.3
DD018066		0.060	0.16	1.59	77	0.29	7.29	157	1.3
DD018067		0.053	0.31	2.33	118	0.35	5.41	91	1.1
DD018068		0.052	0.26	2.77	108	0.26	8.01	110	2.5
DD018069		0.026	0.22	1.70	78	0.37	4.93	78	<0.5
DD018070		0.046	0.33	2.70	143	0.26	6.22	73	0.8
DD018071		0.056	0.19	2.20	79	0.32	10.15	83	1.4
DD018072		0.052	0.25	1.99	82	0.33	7.01	80	2.3
DD018073		0.061	0.23	2.82	91	0.30	9.66	88	3.8
DD018074		0.061	0.16	2.02	72	0.30	10.05	90	4.0
DD018075		0.051	0.23	2.16	82	0.36	11.55	85	1.4
DD018076		0.050	0.22	1.52	96	0.29	5.68	60	0.8
DD018077		0.061	0.17	2.19	86	0.27	8.46	80	2.2
DD018078		0.057	0.20	1.79	92	0.59	6.49	91	1.7
DD018079		0.043	0.21	1.72	94	0.47	6.27	92	0.8
DD018080		0.022	0.28	1.50	88	0.31	4.65	68	<0.5
DD018081		0.049	0.23	1.49	85	0.41	6.28	93	0.8
DD018082		0.051	0.17	2.33	73	0.34	7.57	98	0.7
DD018083		0.033	0.21	2.12	76	0.31	8.48	66	<0.5
DD018084		0.059	0.14	2.67	89	0.25	9.94	61	9.1
DD018085		0.046	0.17	1.40	70	0.22	5.51	50	1.0
DD018086		0.044	0.16	0.95	75	0.41	3.60	53	<0.5
DD018087		0.052	0.26	2.42	89	0.51	6.87	71	0.6
DD018088		0.060	0.22	3.27	99	0.40	11.25	87	1.3
DD018089		0.043	0.23	1.31	72	0.39	4.27	66	2.3
DD018090		0.060	0.12	1.96	75	0.25	9.34	76	5.0
DD018091		0.036	0.23	2.94	81	0.30	5.43	135	0.8
DD018092		0.060	0.15	2.53	94	0.42	7.30	104	1.3
DD018093		0.028	<0.02	0.08	19	<0.05	0.77	9	0.7
DD018094		0.054	0.25	3.48	101	0.66	10.05	133	0.9
DD018095		0.052	0.22	2.45	95	0.42	7.18	128	0.6
DD018096		0.034	0.24	1.87	87	0.29	3.85	89	<0.5

***** See Appendix Page for comments regarding this certificate *****

ALS Canada Ltd.
2103 Dollarton Hwy
North Vancouver BC V7H 0A7
Phone: 604 984 0221 Fax: 604 984 0218 www.alsglobal.com

To: **SILVER RANGE RESOURCES LTD.**
C/O ARCHER, CATHRO & ASSOCIATES (1981) LIMITED
1016-510 W HASTINGS ST
VANCOUVER BC V6B 1L8

Finalized Date: 11-JUL-2012
Account: RANSIL

Project: Keg-XIV-Claim Groups 3 and 7

CERTIFICATE OF ANALYSIS WH12147787

Sample Description	Method	WEI-21	Au-ICP21	ME-MS41	ME-MS41	ME-MS41	ME-MS41	ME-MS41	ME-MS41	ME-MS41	ME-MS41	ME-MS41	ME-MS41	ME-MS41	ME-MS41	ME-MS41
	Analyte	Recvd Wt.	Au	Ag	Al	As	Au	B	Ba	Be	Bi	Ca	Cd	Ce	Co	Cr
	Units	kg	ppm	ppm	%	ppm	ppm	ppm	ppm	ppm	ppm	%	ppm	ppm	ppm	ppm
	LOR	0.02	0.001	0.01	0.01	0.1	0.2	10	10	0.05	0.01	0.01	0.01	0.02	0.1	1
DD018097		0.28	0.002	0.61	1.19	14.2	<0.2	<10	130	0.52	0.24	0.10	0.41	14.25	10.7	16
DD018098		0.27	0.001	0.12	0.74	28.7	<0.2	<10	160	0.28	0.32	0.13	0.50	17.70	3.2	18
DD018099		0.29	0.004	0.79	1.42	22.6	<0.2	<10	300	0.79	0.29	0.21	0.44	15.05	5.3	20
DD018100		0.38	0.009	0.14	1.22	36.0	<0.2	<10	220	0.56	0.25	0.34	0.58	37.2	9.3	27
DD018101		0.31	0.003	0.45	1.21	38.9	<0.2	<10	180	0.56	0.51	0.24	0.88	24.6	7.5	23
DD018102		0.38	0.007	0.84	1.07	106.5	<0.2	<10	190	0.67	0.69	0.32	1.83	30.1	9.3	23
DD018103		0.29	0.003	0.18	1.23	42.3	<0.2	<10	270	0.43	0.44	0.24	1.42	22.9	7.4	30
DD018104		0.39	0.004	0.21	1.40	21.3	<0.2	<10	200	0.58	0.20	0.24	0.25	32.1	8.1	26
DD018105		0.38	0.003	0.18	1.05	12.1	<0.2	<10	160	0.46	0.27	0.33	0.92	31.1	7.3	21
DD018106		0.43	0.005	0.25	1.25	22.9	<0.2	<10	190	0.58	0.38	0.33	0.68	30.5	8.3	24
DD018107		0.32	0.002	0.19	1.09	31.4	<0.2	<10	220	0.34	0.28	0.15	0.40	16.90	5.3	17
DD018108		0.41	0.002	0.21	0.79	25.1	<0.2	<10	130	0.34	0.18	0.22	0.42	21.0	5.6	16
DD018109		0.35	0.002	0.13	0.72	20.5	<0.2	<10	180	0.32	0.27	0.15	0.40	17.60	3.7	19
DD018110		0.42	0.004	0.58	1.83	7.9	<0.2	<10	260	0.81	0.18	0.23	0.21	27.6	6.2	29
DD018111		0.39	0.003	0.27	1.55	8.8	<0.2	<10	240	0.69	0.15	0.26	0.19	28.8	6.6	26
DD018112		0.28	0.004	0.29	1.38	145.0	<0.2	<10	190	0.91	0.14	0.23	0.28	24.9	7.6	24
DD018113		0.26	0.002	0.33	1.51	18.1	<0.2	<10	160	0.51	0.29	0.08	0.28	26.4	6.0	26
DD018114		0.14	<0.001	0.39	0.76	4.7	<0.2	<10	90	0.38	0.07	0.16	0.15	8.65	2.8	7
DD018115		0.17	0.002	0.34	1.22	11.8	<0.2	<10	170	0.58	0.12	0.47	0.56	13.50	6.1	12
DD018116		0.47	0.003	0.52	1.99	19.4	<0.2	<10	360	0.99	0.25	0.31	0.18	30.9	9.5	34
DD018117		0.37	0.004	0.37	1.58	21.2	<0.2	<10	240	0.73	0.17	0.27	0.13	28.8	8.3	25
DD018118		0.31	0.002	0.13	0.90	28.2	<0.2	<10	120	0.25	0.28	0.06	0.30	18.55	4.7	29
DD018119		0.34	0.003	0.24	1.26	13.2	<0.2	<10	240	0.65	0.17	0.25	0.67	17.50	6.4	17
DD018120		0.32	0.005	0.53	1.90	31.0	<0.2	<10	160	0.63	0.27	0.11	0.39	24.0	7.5	28
DD018121		0.28	0.001	0.15	0.91	17.2	<0.2	<10	110	0.21	0.25	0.05	0.15	22.0	3.3	19
DD018122		0.36	0.002	0.23	2.26	48.9	<0.2	<10	170	0.73	0.23	0.12	0.36	24.8	9.7	33
DD018123		0.28	0.003	0.25	1.28	12.6	<0.2	<10	100	0.25	0.22	0.10	0.14	18.80	2.6	21
DD018124		0.24	0.004	0.50	1.04	10.2	<0.2	<10	250	0.55	0.13	0.15	0.17	16.40	1.7	15
DD018125		0.32	0.006	0.24	1.37	15.8	<0.2	<10	240	0.55	0.14	0.27	0.12	33.7	7.5	24
DD018126		0.26	0.002	0.19	1.14	23.2	<0.2	<10	100	0.31	0.25	0.07	0.14	21.6	3.6	23
DD018127		0.29	0.005	0.22	2.02	24.8	<0.2	<10	180	0.70	0.18	0.14	0.44	26.9	10.2	30
DD018128		0.30	0.004	1.16	1.84	15.0	<0.2	<10	250	1.01	0.12	0.18	0.14	22.3	5.0	26
DD018129		0.30	0.004	0.22	1.21	17.9	<0.2	<10	270	0.50	0.12	0.30	0.30	31.2	7.2	23
DD018130		0.21	0.001	0.18	0.87	22.0	<0.2	<10	150	0.25	0.20	0.11	0.31	22.0	3.6	18
DD018131		0.24	0.002	0.34	1.42	25.0	<0.2	<10	110	0.46	0.20	0.13	0.82	17.45	4.3	26
DD018132		0.21	0.003	0.08	0.60	6.7	<0.2	<10	90	0.12	0.17	0.09	0.11	16.80	2.0	10
DD018133		0.27	0.002	0.35	0.71	13.5	<0.2	<10	80	0.21	0.19	0.08	0.20	12.75	1.9	9
DD018134		0.30	0.002	2.06	1.27	115.5	<0.2	<10	100	0.28	0.61	0.14	2.26	23.8	4.8	23
DD018135		0.29	0.002	2.04	0.99	139.5	<0.2	<10	80	0.20	0.33	0.07	0.53	19.85	3.0	15
DD018136		0.29	0.001	2.10	0.78	137.0	<0.2	<10	90	0.16	0.38	0.10	0.51	18.75	2.1	13

***** See Appendix Page for comments regarding this certificate *****

ALS Canada Ltd.
2103 Dollarton Hwy
North Vancouver BC V7H 0A7
Phone: 604 984 0221 Fax: 604 984 0218 www.alsglobal.com

To: **SILVER RANGE RESOURCES LTD.**
C/O ARCHER, CATHRO & ASSOCIATES (1981) LIMITED
1016-510 W HASTINGS ST
VANCOUVER BC V6B 1L8

Finalized Date: 11-JUL-2012
Account: RANSIL

Project: Keg-XIV-Claim Groups 3 and 7

CERTIFICATE OF ANALYSIS WH12147787

Sample Description	Method	ME-MS41	ME-MS41	ME-MS41	ME-MS41	ME-MS41	ME-MS41	ME-MS41	ME-MS41	ME-MS41	ME-MS41	ME-MS41	ME-MS41	ME-MS41	ME-MS41	ME-MS41
	Analyte	Cs	Cu	Fe	Ga	Ge	Hf	Hg	In	K	La	Li	Mg	Mn	Mo	Na
	Units	ppm	ppm	%	ppm	ppm	ppm	ppm	ppm	%	ppm	ppm	%	ppm	ppm	%
	LOR	0.05	0.2	0.01	0.05	0.05	0.02	0.01	0.005	0.01	0.2	0.1	0.01	5	0.05	0.01
DD018097		1.80	44.5	1.88	5.06	0.05	<0.02	0.02	0.013	0.04	7.1	3.8	0.12	624	7.57	0.02
DD018098		1.71	15.7	2.02	6.38	<0.05	0.02	0.02	0.012	0.05	9.3	5.1	0.18	114	8.78	0.01
DD018099		1.48	30.8	2.17	5.24	<0.05	<0.02	0.07	0.021	0.04	8.2	5.9	0.18	585	16.15	0.02
DD018100		1.47	30.6	2.57	4.21	0.10	0.03	0.01	0.017	0.05	18.1	12.4	0.43	242	7.70	0.02
DD018101		1.46	35.0	2.17	4.63	0.07	0.02	0.03	0.017	0.05	12.3	12.6	0.35	225	6.85	0.01
DD018102		1.43	58.4	2.15	3.72	0.09	0.05	0.01	0.017	0.05	15.4	14.6	0.44	268	6.67	0.02
DD018103		1.41	23.6	3.56	8.06	0.09	0.02	0.02	0.025	0.09	11.5	11.9	0.42	297	10.90	0.01
DD018104		1.20	25.8	2.13	4.14	0.08	0.04	0.02	0.016	0.05	16.0	13.9	0.43	239	3.37	0.02
DD018105		1.02	23.2	1.83	3.55	0.09	0.04	0.01	0.014	0.05	15.7	11.5	0.40	209	3.26	0.02
DD018106		1.50	25.2	2.27	4.23	0.08	0.02	0.03	0.018	0.06	15.3	13.2	0.43	381	5.59	0.02
DD018107		2.19	18.2	1.78	5.47	<0.05	<0.02	0.02	0.015	0.07	8.0	4.3	0.14	974	14.65	0.02
DD018108		0.86	16.8	1.42	2.97	0.05	<0.02	0.02	0.010	0.04	10.4	7.5	0.27	250	4.31	0.02
DD018109		1.61	16.9	1.65	4.21	0.05	<0.02	0.03	0.013	0.06	9.2	5.3	0.18	144	9.77	0.01
DD018110		1.90	32.9	1.57	5.46	0.07	0.03	0.06	0.019	0.08	14.1	14.3	0.51	106	6.19	0.02
DD018111		1.47	26.3	1.78	5.02	0.07	0.04	0.03	0.017	0.07	14.4	15.1	0.53	115	6.07	0.02
DD018112		1.74	43.2	2.59	4.38	0.08	0.08	0.02	0.014	0.07	12.7	13.9	0.50	202	12.85	0.02
DD018113		1.55	11.6	3.50	7.02	0.06	<0.02	0.05	0.025	0.06	13.7	16.3	0.34	268	4.61	0.01
DD018114		0.80	18.2	0.97	2.58	<0.05	<0.02	0.04	0.007	0.03	4.5	3.0	0.09	94	2.95	0.03
DD018115		1.30	27.1	1.40	3.87	0.05	<0.02	0.05	0.011	0.04	7.2	7.0	0.24	326	6.73	0.03
DD018116		2.17	37.2	2.69	6.25	0.08	0.04	0.06	0.025	0.09	16.0	18.1	0.74	289	11.85	0.02
DD018117		1.84	43.6	2.60	4.90	0.08	0.04	0.04	0.018	0.06	14.6	15.4	0.63	188	7.71	0.02
DD018118		1.85	19.9	2.97	7.08	0.07	0.03	0.03	0.018	0.09	9.5	9.5	0.34	200	12.70	<0.01
DD018119		1.67	28.5	1.67	4.50	0.06	<0.02	0.03	0.015	0.05	8.6	7.0	0.24	814	8.21	0.01
DD018120		1.61	24.9	3.27	6.69	0.08	0.02	0.05	0.029	0.07	12.5	19.4	0.44	212	6.60	0.01
DD018121		1.33	11.5	2.00	6.72	0.06	<0.02	0.02	0.016	0.05	11.8	4.5	0.15	114	6.08	<0.01
DD018122		2.32	37.2	3.04	7.68	0.10	0.04	0.03	0.026	0.07	12.9	21.1	0.78	269	10.05	0.01
DD018123		1.28	11.7	1.82	6.41	0.06	<0.02	0.06	0.019	0.04	10.3	3.8	0.18	94	8.11	<0.01
DD018124		1.56	19.0	0.96	3.87	0.05	<0.02	0.04	0.011	0.04	9.1	2.8	0.10	38	5.19	<0.01
DD018125		0.94	29.8	2.13	3.96	0.11	0.06	0.03	0.018	0.05	18.0	11.7	0.43	219	3.49	0.01
DD018126		1.53	15.6	2.34	7.48	0.07	0.02	0.04	0.018	0.05	11.6	6.3	0.19	108	9.40	<0.01
DD018127		1.57	31.8	2.64	4.95	0.10	0.09	0.04	0.023	0.07	13.0	15.2	0.54	261	6.74	0.01
DD018128		1.56	34.0	1.81	5.14	0.09	0.02	0.08	0.017	0.04	12.0	9.6	0.32	145	6.14	0.01
DD018129		1.10	29.2	2.05	3.88	0.11	0.04	0.03	0.015	0.06	16.7	10.4	0.44	254	4.89	0.01
DD018130		1.91	12.2	1.68	5.45	0.07	<0.02	0.03	0.013	0.05	11.8	5.5	0.18	127	8.18	<0.01
DD018131		2.12	24.0	2.47	6.53	0.07	0.02	0.04	0.020	0.08	9.2	9.3	0.33	189	8.80	0.01
DD018132		1.53	12.0	1.21	4.63	0.05	<0.02	0.01	0.009	0.04	9.0	1.3	0.05	93	5.66	0.01
DD018133		1.04	10.9	1.08	4.60	<0.05	<0.02	0.02	0.008	0.04	6.8	1.6	0.06	108	5.83	0.01
DD018134		1.78	16.8	2.80	6.21	0.08	<0.02	0.04	0.022	0.06	12.5	9.8	0.33	217	9.01	0.01
DD018135		2.09	17.8	2.43	6.94	0.07	<0.02	0.04	0.017	0.05	10.6	5.8	0.19	204	11.10	0.01
DD018136		1.93	22.0	1.52	6.43	0.06	<0.02	0.02	0.011	0.04	9.9	4.7	0.15	85	8.80	0.01

***** See Appendix Page for comments regarding this certificate *****

ALS Canada Ltd.
2103 Dollarton Hwy
North Vancouver BC V7H 0A7
Phone: 604 984 0221 Fax: 604 984 0218 www.alsglobal.com

To: **SILVER RANGE RESOURCES LTD.**
C/O ARCHER, CATHRO & ASSOCIATES (1981) LIMITED
1016-510 W HASTINGS ST
VANCOUVER BC V6B 1L8

Finalized Date: 11-JUL-2012
Account: RANSIL

Project: Keg-XIV-Claim Groups 3 and 7

CERTIFICATE OF ANALYSIS WH12147787

Sample Description	Method	ME-MS41	ME-MS41	ME-MS41	ME-MS41	ME-MS41	ME-MS41	ME-MS41	ME-MS41	ME-MS41	ME-MS41	ME-MS41	ME-MS41	ME-MS41	ME-MS41	ME-MS41
	Analyte	Nb	Ni	P	Pb	Rb	Re	S	Sb	Sc	Se	Sn	Sr	Ta	Te	Th
	Units	ppm	ppm	ppm	ppm	ppm	ppm	%	ppm	ppm	ppm	ppm	ppm	ppm	ppm	ppm
	LOR	0.05	0.2	10	0.2	0.1	0.001	0.01	0.05	0.1	0.2	0.2	0.2	0.01	0.01	0.2
DD018097		0.70	17.4	1160	15.5	10.4	<0.001	0.12	1.64	0.9	0.8	0.5	11.1	<0.01	0.04	<0.2
DD018098		1.88	15.4	410	20.1	11.4	<0.001	0.04	3.58	1.1	0.7	0.9	17.0	<0.01	0.06	0.7
DD018099		0.30	13.7	2150	44.5	9.0	<0.001	0.17	1.52	0.4	1.6	0.5	22.1	<0.01	0.06	<0.2
DD018100		1.13	33.3	1110	20.2	8.1	<0.001	0.02	2.76	3.0	1.2	0.4	26.5	<0.01	0.04	2.5
DD018101		1.04	29.8	790	37.7	9.6	<0.001	0.03	2.32	2.2	1.1	0.6	21.6	<0.01	0.04	1.5
DD018102		1.16	36.0	920	184.0	7.9	<0.001	0.02	5.43	3.2	1.3	1.1	27.6	<0.01	0.03	4.8
DD018103		2.12	28.7	830	47.6	19.0	<0.001	0.04	3.61	2.6	1.2	0.9	25.9	<0.01	0.06	2.0
DD018104		1.45	30.0	740	36.1	8.3	<0.001	0.02	1.78	3.5	0.8	0.5	20.1	<0.01	0.03	3.6
DD018105		1.18	26.6	960	29.2	7.3	<0.001	0.01	1.60	3.0	0.7	0.4	24.3	<0.01	0.02	4.2
DD018106		1.25	29.9	1050	25.9	9.9	<0.001	0.03	2.24	2.2	1.1	0.5	27.1	<0.01	0.04	2.9
DD018107		0.58	11.6	1050	16.2	17.2	<0.001	0.08	1.36	0.7	0.6	0.7	14.7	<0.01	0.04	<0.2
DD018108		0.76	20.6	790	18.4	5.3	<0.001	0.03	1.61	1.2	0.7	0.3	17.7	<0.01	0.02	1.0
DD018109		0.87	17.2	510	16.0	13.4	<0.001	0.05	2.59	0.8	0.9	0.6	17.1	<0.01	0.04	0.2
DD018110		1.39	37.0	850	17.0	13.3	0.001	0.04	2.43	2.6	1.6	0.5	22.0	<0.01	0.03	1.6
DD018111		1.97	32.9	630	13.6	11.7	<0.001	0.02	3.00	3.1	1.1	0.5	29.0	<0.01	0.03	4.1
DD018112		1.86	47.7	580	14.4	9.7	<0.001	0.02	7.26	2.6	1.4	0.4	45.7	<0.01	0.09	4.1
DD018113		2.14	18.0	370	27.6	12.4	<0.001	0.03	1.64	2.4	0.8	0.8	10.8	0.01	0.05	2.3
DD018114		0.45	8.6	610	5.8	5.7	<0.001	0.06	0.77	0.6	1.0	0.2	17.8	<0.01	0.02	<0.2
DD018115		0.63	24.8	870	11.6	8.1	<0.001	0.09	1.86	0.6	1.4	0.3	33.2	<0.01	0.03	<0.2
DD018116		1.63	45.2	830	25.1	14.7	0.001	0.03	2.68	3.3	1.6	0.6	24.9	<0.01	0.04	2.8
DD018117		1.56	40.0	830	15.0	9.3	<0.001	0.02	3.92	2.8	1.4	0.4	41.3	<0.01	0.04	3.2
DD018118		2.66	23.3	570	16.9	18.0	0.001	0.02	3.13	1.9	0.8	0.7	8.7	<0.01	0.06	1.6
DD018119		0.53	17.5	1130	17.0	14.3	0.001	0.07	1.48	0.6	0.6	0.5	22.2	<0.01	0.03	<0.2
DD018120		1.64	27.4	370	41.2	11.7	0.001	0.03	2.51	2.5	0.9	0.8	12.7	<0.01	0.06	1.6
DD018121		1.01	11.8	290	22.1	10.4	<0.001	0.02	1.74	1.2	0.4	0.9	7.2	<0.01	0.04	0.5
DD018122		1.80	48.9	410	24.6	13.5	0.001	0.01	8.53	3.3	0.9	1.3	14.9	<0.01	0.07	2.9
DD018123		0.36	9.7	1050	22.3	7.4	0.001	0.04	1.00	0.4	1.0	0.7	11.3	<0.01	0.04	<0.2
DD018124		0.19	13.2	1590	11.9	11.5	<0.001	0.08	1.30	0.3	0.8	0.7	17.2	<0.01	0.02	<0.2
DD018125		1.10	27.8	800	12.2	8.3	0.001	0.01	1.97	3.0	0.7	0.4	21.4	<0.01	0.03	3.7
DD018126		1.27	14.9	430	27.6	10.2	0.001	0.03	2.77	1.4	0.7	0.9	8.9	<0.01	0.06	0.6
DD018127		1.64	40.7	360	26.9	11.3	0.001	0.02	4.12	3.4	1.1	0.5	14.7	0.01	0.05	4.1
DD018128		0.75	23.4	800	13.9	9.3	0.001	0.04	2.45	1.1	1.4	0.4	21.3	0.01	0.04	0.2
DD018129		1.09	29.1	830	14.5	9.1	0.001	0.01	3.26	2.9	0.8	0.5	29.6	<0.01	0.02	3.4
DD018130		1.18	13.5	370	17.7	10.6	<0.001	0.02	1.73	1.5	0.5	0.8	11.4	<0.01	0.04	1.2
DD018131		0.82	20.2	760	40.9	12.3	0.001	0.07	2.31	0.6	0.8	0.7	13.4	<0.01	0.05	<0.2
DD018132		0.26	5.0	460	11.8	10.3	<0.001	0.03	0.53	0.3	0.2	0.7	10.0	<0.01	0.02	<0.2
DD018133		0.59	5.3	530	33.6	8.8	<0.001	0.04	0.69	0.5	<0.2	0.6	8.7	<0.01	0.02	<0.2
DD018134		1.33	16.1	530	156.5	14.4	<0.001	0.03	3.16	1.7	0.7	1.3	13.0	<0.01	0.04	0.9
DD018135		1.50	10.3	410	188.5	10.6	<0.001	0.02	4.36	1.3	0.5	1.5	10.4	<0.01	0.05	1.0
DD018136		1.53	9.2	290	311	9.6	<0.001	0.02	4.91	1.2	0.4	1.7	10.7	<0.01	0.02	1.1

***** See Appendix Page for comments regarding this certificate *****

ALS Canada Ltd.
2103 Dollarton Hwy
North Vancouver BC V7H 0A7
Phone: 604 984 0221 Fax: 604 984 0218 www.alsglobal.com

To: **SILVER RANGE RESOURCES LTD.**
C/O ARCHER, CATHRO & ASSOCIATES (1981) LIMITED
1016-510 W HASTINGS ST
VANCOUVER BC V6B 1L8

Finalized Date: 11-JUL-2012
Account: RANSIL

Project: Keg-XIV-Claim Groups 3 and 7

CERTIFICATE OF ANALYSIS WH12147787

Sample Description	Method	ME-MS41	ME-MS41	ME-MS41	ME-MS41	ME-MS41	ME-MS41	ME-MS41	ME-MS41
	Analyte	Ti	Tl	U	V	W	Y	Zn	Zr
	Units	%	ppm	ppm	ppm	ppm	ppm	ppm	ppm
	LOR	0.005	0.02	0.05	1	0.05	0.05	2	0.5
DD018097		0.034	0.18	2.19	84	0.31	4.07	72	<0.5
DD018098		0.074	0.22	1.27	131	0.37	2.92	74	1.0
DD018099		0.008	0.24	3.49	94	0.27	4.95	47	<0.5
DD018100		0.056	0.16	2.62	85	0.61	9.43	105	0.9
DD018101		0.035	0.19	1.64	83	0.41	5.18	147	<0.5
DD018102		0.052	0.14	3.53	106	0.51	10.05	301	2.6
DD018103		0.073	0.27	1.48	189	0.35	5.03	141	1.0
DD018104		0.062	0.14	1.62	84	0.43	9.21	96	1.4
DD018105		0.062	0.11	1.60	69	0.49	7.91	122	1.6
DD018106		0.055	0.17	1.73	87	0.55	7.07	122	1.0
DD018107		0.030	0.28	1.31	79	0.27	2.35	63	<0.5
DD018108		0.039	0.13	1.20	59	0.39	4.88	59	0.5
DD018109		0.035	0.21	1.45	93	0.28	3.36	75	<0.5
DD018110		0.047	0.36	3.32	93	0.32	9.31	64	1.1
DD018111		0.072	0.27	2.74	98	0.24	9.46	59	2.5
DD018112		0.069	0.27	4.13	138	0.27	10.35	44	5.1
DD018113		0.062	0.18	0.94	86	0.48	3.68	72	0.5
DD018114		0.027	0.12	1.65	33	0.10	3.51	22	<0.5
DD018115		0.024	0.24	2.15	54	0.20	5.25	46	<0.5
DD018116		0.053	0.34	3.57	123	0.48	11.15	99	1.4
DD018117		0.059	0.23	2.35	108	0.28	9.44	67	1.6
DD018118		0.065	0.30	1.16	200	0.33	3.08	92	1.3
DD018119		0.021	0.20	2.75	70	0.22	4.90	55	<0.5
DD018120		0.053	0.19	1.22	90	0.42	3.83	115	0.5
DD018121		0.051	0.18	0.83	101	0.40	2.56	50	<0.5
DD018122		0.066	0.27	1.96	204	0.41	6.37	123	1.7
DD018123		0.010	0.22	2.22	78	0.26	2.51	33	<0.5
DD018124		0.006	0.22	2.98	46	0.19	4.52	27	<0.5
DD018125		0.051	0.12	1.95	66	0.30	11.15	65	1.6
DD018126		0.057	0.24	1.45	170	0.38	4.04	51	0.6
DD018127		0.063	0.22	2.04	110	0.31	6.99	68	2.9
DD018128		0.030	0.25	4.69	83	0.27	10.75	42	<0.5
DD018129		0.062	0.15	2.01	94	0.26	10.60	77	1.2
DD018130		0.052	0.19	1.37	112	0.30	3.09	43	0.6
DD018131		0.033	0.19	2.24	149	0.62	4.58	69	0.6
DD018132		0.021	0.12	0.61	51	0.19	1.79	23	<0.5
DD018133		0.041	0.12	0.90	72	0.27	1.85	29	<0.5
DD018134		0.066	0.16	0.92	100	0.36	3.69	140	0.5
DD018135		0.060	0.20	0.78	141	0.31	2.19	109	0.6
DD018136		0.063	0.24	0.91	140	0.31	2.17	115	0.6

***** See Appendix Page for comments regarding this certificate *****

ALS Canada Ltd.
2103 Dollarton Hwy
North Vancouver BC V7H 0A7
Phone: 604 984 0221 Fax: 604 984 0218 www.alsglobal.com

To: **SILVER RANGE RESOURCES LTD.**
C/O ARCHER, CATHRO & ASSOCIATES (1981) LIMITED
1016-510 W HASTINGS ST
VANCOUVER BC V6B 1L8

Finalized Date: 11-JUL-2012
Account: RANSIL

Project: Keg-XIV-Claim Groups 3 and 7

CERTIFICATE OF ANALYSIS WH12147787

Sample Description	Method	WEI-21	Au-ICP21	ME-MS41	ME-MS41	ME-MS41	ME-MS41	ME-MS41	ME-MS41	ME-MS41	ME-MS41	ME-MS41	ME-MS41	ME-MS41	ME-MS41	ME-MS41
	Analyte	Recvd Wt.	Au	Ag	Al	As	Au	B	Ba	Be	Bi	Ca	Cd	Ce	Co	Cr
	Units	kg	ppm	ppm	%	ppm	ppm	ppm	ppm	ppm	ppm	%	ppm	ppm	ppm	ppm
	LOR	0.02	0.001	0.01	0.01	0.1	0.2	10	10	0.05	0.01	0.01	0.01	0.02	0.1	1
DD018137		0.29	0.002	0.14	0.77	4.4	<0.2	<10	50	0.12	0.09	0.07	0.28	8.39	1.9	9
DD018138		0.34	0.002	0.11	0.98	8.3	<0.2	<10	130	0.22	0.21	0.11	1.32	19.80	2.8	16
DD018139		0.29	0.002	0.40	1.08	6.0	<0.2	<10	240	0.28	0.14	0.40	2.76	26.2	2.6	22
DD018140		0.31	0.003	0.52	1.32	13.4	<0.2	<10	190	0.37	0.16	0.27	0.97	28.6	4.5	23
DD018141		0.28	0.010	0.23	1.93	25.6	<0.2	<10	180	0.75	0.25	0.13	1.30	27.9	6.9	31
DD018142		0.33	0.003	0.37	1.98	22.4	<0.2	<10	240	0.67	0.20	0.30	2.62	31.0	10.1	32
DD018143		0.29	0.004	0.73	2.02	22.6	<0.2	<10	230	0.80	0.22	0.31	2.68	29.4	5.7	31
DD018144		0.24	0.001	0.30	1.17	7.8	<0.2	<10	160	0.31	0.10	0.22	0.26	11.60	2.5	14
DD018145		0.33	0.005	0.18	1.38	14.6	<0.2	<10	200	0.63	0.13	0.23	1.05	33.1	9.2	26
DD018146		0.27	0.004	0.30	1.42	34.3	<0.2	<10	170	0.47	0.24	0.23	0.51	23.0	4.3	26
DD018147		0.28	0.009	0.54	2.76	37.7	<0.2	<10	290	1.10	0.23	0.23	0.94	23.1	7.1	40
DD018148		0.29	0.002	0.35	1.58	24.9	<0.2	<10	250	0.72	0.28	0.14	2.31	21.3	5.7	27
DD018149		0.25	0.006	0.39	1.26	32.4	<0.2	<10	180	0.45	0.21	0.15	0.78	20.8	5.8	21
DD018150		0.28	0.004	0.89	1.48	52.8	<0.2	<10	200	0.66	0.31	0.22	2.07	31.2	10.3	30
DD018151		0.36	0.002	1.40	1.64	52.4	<0.2	<10	240	0.56	0.26	0.37	2.33	20.8	5.6	18
DD018152		0.39	0.005	1.12	1.96	21.7	<0.2	<10	170	0.96	0.28	0.59	10.05	18.95	7.6	30
DD018153		0.35	0.004	0.58	1.56	29.5	<0.2	<10	170	0.77	0.29	0.35	1.67	27.2	6.9	28
DD018154		0.31	0.001	0.07	0.23	3.8	<0.2	<10	30	0.08	0.08	0.06	0.42	3.37	1.3	5
DD018155		0.27	<0.001	0.46	0.30	1.4	<0.2	<10	20	0.13	0.04	0.05	0.19	1.84	1.1	3
DD018156		0.29	0.002	0.33	0.81	26.0	<0.2	<10	60	0.18	0.61	0.06	0.38	21.8	2.3	17
DD018157		0.29	0.002	0.54	1.75	35.8	<0.2	<10	140	1.03	0.93	0.29	2.16	21.8	4.7	30
DD018158		0.32	0.001	0.90	1.45	17.4	<0.2	<10	100	0.36	0.38	0.11	0.60	21.7	4.1	22
DD018159		0.32	0.002	0.27	1.00	15.1	<0.2	<10	140	0.26	0.26	0.10	0.77	20.7	2.3	16
DD018160		0.22	0.002	0.89	1.18	30.6	<0.2	<10	90	0.23	0.76	0.11	0.79	21.4	3.5	20
DD018161		0.38	0.002	0.35	0.99	16.0	<0.2	<10	80	0.18	0.35	0.06	0.27	21.8	2.1	14
DD018162		0.27	0.001	0.21	0.52	8.6	<0.2	<10	50	0.11	0.29	0.05	0.74	21.3	1.8	9
DD018163		0.24	0.002	0.30	1.18	14.8	<0.2	<10	180	0.45	0.22	0.16	0.66	24.8	4.5	20
DD018164		0.24	0.002	0.30	1.20	55.7	<0.2	<10	110	0.30	0.87	0.13	0.99	22.1	4.4	26
DD018165		0.24	0.002	1.90	1.41	44.5	<0.2	<10	90	0.31	0.33	0.19	1.08	23.0	5.3	23
DD018166		0.25	0.001	0.30	0.57	11.0	<0.2	<10	70	0.15	0.16	0.08	0.24	9.88	1.7	6
DD018167		0.28	<0.001	0.38	0.70	6.4	<0.2	<10	110	0.31	0.19	0.16	1.12	12.65	5.2	8
DD018168		0.09	0.003	0.73	1.62	14.9	<0.2	<10	260	0.65	0.32	0.29	0.53	17.25	8.0	19
DD018169		0.40	0.008	0.65	1.65	47.8	<0.2	<10	280	0.60	0.66	0.33	0.36	31.6	8.3	29
DD018170		0.23	0.002	0.05	0.53	10.1	<0.2	<10	50	0.12	0.29	0.07	0.42	24.4	2.3	15
DD018171		0.25	0.005	0.11	1.36	12.3	<0.2	<10	140	0.53	0.26	0.15	0.28	25.4	8.7	22
DD018172		0.11	0.007	1.54	1.86	36.7	<0.2	<10	240	1.31	0.59	1.07	0.48	29.7	21.7	18
DD018173		0.34	0.009	13.15	1.44	966	<0.2	<10	180	0.56	0.96	0.23	2.55	20.7	6.4	24
DD018174		0.22	0.001	0.50	0.51	10.0	<0.2	<10	200	0.15	0.17	0.21	0.62	19.20	2.3	10
DD018175		0.19	0.002	0.33	1.21	16.4	<0.2	<10	300	0.28	0.33	0.25	0.54	21.4	4.9	23
DD018176		0.34	0.003	0.12	0.75	10.6	<0.2	<10	180	0.20	0.31	0.09	0.50	21.9	3.4	17

***** See Appendix Page for comments regarding this certificate *****

ALS Canada Ltd.
2103 Dollarton Hwy
North Vancouver BC V7H 0A7
Phone: 604 984 0221 Fax: 604 984 0218 www.alsglobal.com

To: **SILVER RANGE RESOURCES LTD.**
C/O ARCHER, CATHRO & ASSOCIATES (1981) LIMITED
1016-510 W HASTINGS ST
VANCOUVER BC V6B 1L8

Finalized Date: 11-JUL-2012
Account: RANSIL

Project: Keg-XIV-Claim Groups 3 and 7

CERTIFICATE OF ANALYSIS WH12147787

Sample Description	Method	ME-MS41	ME-MS41	ME-MS41	ME-MS41	ME-MS41	ME-MS41	ME-MS41	ME-MS41	ME-MS41	ME-MS41	ME-MS41	ME-MS41	ME-MS41	ME-MS41	ME-MS41
	Analyte	Cs	Cu	Fe	Ga	Ge	Hf	Hg	In	K	La	Li	Mg	Mn	Mo	Na
	Units	ppm	ppm	%	ppm	ppm	ppm	ppm	ppm	%	ppm	ppm	%	ppm	ppm	%
	LOR	0.05	0.2	0.01	0.05	0.05	0.02	0.01	0.005	0.01	0.2	0.1	0.01	5	0.05	0.01
DD018137		1.01	11.6	1.13	3.67	<0.05	<0.02	0.02	0.008	0.03	4.4	2.1	0.09	53	2.14	0.02
DD018138		2.46	15.3	1.80	6.41	0.06	<0.02	0.02	0.014	0.04	10.7	3.0	0.13	116	3.95	0.01
DD018139		1.15	10.5	1.08	3.52	0.08	0.04	0.02	0.016	0.04	14.1	12.0	0.42	101	4.52	0.01
DD018140		1.48	12.5	1.58	4.15	0.09	0.02	0.03	0.018	0.04	14.9	13.8	0.39	148	8.10	0.01
DD018141		1.79	20.6	2.69	5.85	0.09	0.02	0.03	0.031	0.07	14.7	14.2	0.44	248	6.34	<0.01
DD018142		2.02	25.7	2.83	5.91	0.11	0.03	0.03	0.032	0.07	16.7	17.1	0.54	342	6.48	0.01
DD018143		3.14	43.3	2.25	5.95	0.11	0.04	0.05	0.032	0.06	17.5	14.8	0.51	175	7.88	0.01
DD018144		1.16	14.9	1.18	3.47	0.05	<0.02	0.02	0.013	0.04	6.2	5.8	0.19	65	3.56	0.03
DD018145		1.85	24.1	1.99	4.22	0.09	0.04	0.02	0.021	0.04	17.2	15.6	0.47	321	5.23	0.01
DD018146		1.64	20.2	2.12	4.79	0.09	0.02	0.02	0.023	0.06	12.8	13.6	0.45	134	9.68	0.01
DD018147		4.03	40.0	2.94	7.52	0.10	0.03	0.05	0.038	0.07	13.5	20.9	0.49	292	16.10	0.01
DD018148		1.56	25.3	2.64	6.12	0.08	<0.02	0.04	0.024	0.07	11.3	7.7	0.28	460	11.05	0.01
DD018149		1.29	21.9	1.83	4.24	0.07	<0.02	0.03	0.019	0.05	11.2	9.3	0.31	248	7.78	0.01
DD018150		1.59	38.1	3.05	5.40	0.11	0.03	0.03	0.030	0.08	15.8	12.8	0.44	556	7.41	0.01
DD018151		1.63	24.5	1.31	4.12	0.07	0.04	0.05	0.018	0.04	11.5	12.9	0.29	132	10.15	0.02
DD018152		4.10	55.5	1.94	5.42	0.10	0.12	0.05	0.023	0.07	10.9	18.2	0.50	201	13.65	0.02
DD018153		2.02	43.1	2.56	4.69	0.12	0.05	0.01	0.027	0.08	14.6	13.9	0.53	261	15.85	0.01
DD018154		0.67	4.8	0.54	1.45	0.05	<0.02	0.03	0.006	0.03	1.8	1.5	0.06	48	2.41	0.01
DD018155		0.21	5.9	0.45	1.24	<0.05	<0.02	0.03	<0.005	0.02	0.9	0.7	0.03	29	0.61	0.02
DD018156		1.64	16.2	1.90	6.68	0.05	0.02	0.03	0.017	0.06	12.1	4.6	0.18	84	10.70	<0.01
DD018157		2.38	59.7	2.21	7.18	0.08	0.02	0.04	0.027	0.10	13.0	19.4	0.60	198	19.10	0.01
DD018158		1.56	20.0	2.39	5.67	0.06	<0.02	0.05	0.024	0.06	12.5	11.3	0.32	184	7.44	0.01
DD018159		1.63	14.9	1.57	6.06	0.06	<0.02	0.04	0.016	0.05	11.6	5.3	0.18	81	9.87	<0.01
DD018160		1.94	29.7	2.57	6.97	0.05	0.02	0.03	0.024	0.07	11.5	6.9	0.27	232	13.25	0.01
DD018161		1.37	13.4	1.62	6.74	0.05	<0.02	0.03	0.015	0.04	12.4	5.2	0.17	90	8.55	0.01
DD018162		1.68	12.1	1.07	4.78	<0.05	<0.02	0.01	0.009	0.04	10.9	1.9	0.07	60	4.69	<0.01
DD018163		1.35	25.0	1.84	5.24	0.05	0.02	0.03	0.019	0.05	13.6	9.3	0.29	135	8.23	0.01
DD018164		2.06	31.7	3.21	8.16	0.05	0.03	0.03	0.023	0.07	11.6	8.2	0.35	163	7.86	0.01
DD018165		1.54	17.5	2.68	5.96	0.05	<0.02	0.05	0.023	0.06	12.2	10.4	0.32	266	5.51	0.01
DD018166		1.27	9.0	0.83	3.03	<0.05	<0.02	0.04	0.007	0.03	4.9	1.6	0.05	75	3.55	0.01
DD018167		1.55	20.9	0.86	3.29	<0.05	<0.02	0.03	0.009	0.03	6.1	3.2	0.08	507	7.10	0.01
DD018168		2.49	41.4	1.94	4.73	0.05	<0.02	0.06	0.020	0.05	9.2	10.1	0.33	297	7.17	0.02
DD018169		2.05	30.0	2.51	5.03	0.06	0.02	0.04	0.021	0.07	15.8	14.4	0.55	283	8.06	0.01
DD018170		1.12	12.1	0.96	6.67	<0.05	<0.02	0.07	0.010	0.02	12.6	1.3	0.05	42	8.90	<0.01
DD018171		1.15	21.0	2.14	3.80	0.06	0.06	0.03	0.019	0.05	13.7	11.6	0.43	256	2.80	0.01
DD018172		2.36	111.0	2.30	5.39	0.06	0.02	0.21	0.026	0.04	15.2	9.9	0.29	907	25.0	0.01
DD018173		2.72	109.5	2.84	4.96	0.05	0.02	0.08	0.027	0.07	11.3	19.5	0.52	212	6.95	0.01
DD018174		1.04	11.0	1.13	3.97	<0.05	<0.02	0.05	0.009	0.03	10.4	1.2	0.05	59	8.89	0.01
DD018175		1.65	16.6	2.71	7.14	<0.05	<0.02	0.04	0.022	0.05	11.3	14.0	0.31	160	6.30	0.01
DD018176		1.47	10.6	1.80	5.98	<0.05	<0.02	0.04	0.015	0.05	12.0	4.9	0.18	161	6.01	<0.01

***** See Appendix Page for comments regarding this certificate *****

ALS Canada Ltd.
2103 Dollarton Hwy
North Vancouver BC V7H 0A7
Phone: 604 984 0221 Fax: 604 984 0218 www.alsglobal.com

To: **SILVER RANGE RESOURCES LTD.**
C/O ARCHER, CATHRO & ASSOCIATES (1981) LIMITED
1016-510 W HASTINGS ST
VANCOUVER BC V6B 1L8

Finalized Date: 11-JUL-2012
Account: RANSIL

Project: Keg-XIV-Claim Groups 3 and 7

CERTIFICATE OF ANALYSIS WH12147787

Sample Description	Method	ME-MS41	ME-MS41	ME-MS41	ME-MS41	ME-MS41	ME-MS41	ME-MS41	ME-MS41	ME-MS41	ME-MS41	ME-MS41	ME-MS41	ME-MS41	ME-MS41	ME-MS41
	Analyte	Nb	Ni	P	Pb	Rb	Re	S	Sb	Sc	Se	Sn	Sr	Ta	Te	Th
	Units	ppm	ppm	ppm	ppm	ppm	ppm	%	ppm	ppm	ppm	ppm	ppm	ppm	ppm	ppm
	LOR	0.05	0.2	10	0.2	0.1	0.001	0.01	0.05	0.1	0.2	0.2	0.2	0.01	0.01	0.2
DD018137		0.22	5.1	580	9.6	5.9	<0.001	0.04	0.61	0.4	0.2	0.3	8.0	<0.01	0.01	<0.2
DD018138		0.46	10.1	550	13.2	10.0	<0.001	0.05	0.96	0.5	0.3	0.8	11.9	<0.01	0.03	<0.2
DD018139		1.34	13.7	630	29.5	7.8	0.002	0.01	2.96	2.5	0.4	0.5	24.4	<0.01	0.01	3.3
DD018140		0.81	17.6	870	36.0	9.4	0.001	0.01	2.38	2.0	0.6	0.6	21.8	<0.01	0.02	0.9
DD018141		0.62	24.1	950	58.9	13.7	0.001	0.03	2.63	1.1	1.0	0.7	15.5	<0.01	0.05	0.3
DD018142		0.94	36.3	1050	34.9	13.9	0.001	0.02	3.10	2.6	1.0	0.7	23.0	<0.01	0.04	1.0
DD018143		0.77	34.0	1280	46.6	12.5	0.001	0.04	3.45	2.5	1.2	0.8	28.4	<0.01	0.03	0.7
DD018144		0.14	13.1	750	14.2	7.1	0.001	0.02	0.96	0.5	0.3	0.4	17.4	<0.01	<0.01	<0.2
DD018145		1.07	28.3	330	20.3	8.0	0.001	<0.01	2.72	3.8	0.5	0.6	19.2	<0.01	0.02	3.5
DD018146		0.87	27.5	730	83.7	11.9	0.001	0.02	3.56	1.4	1.0	0.8	22.9	<0.01	0.03	0.6
DD018147		0.63	43.6	1060	65.2	14.4	0.002	0.05	5.77	1.8	1.3	1.0	27.8	<0.01	0.05	0.3
DD018148		0.39	20.0	1690	60.6	22.7	0.001	0.11	2.31	0.5	0.9	0.8	19.5	<0.01	0.05	<0.2
DD018149		0.36	21.1	800	103.5	11.5	<0.001	0.04	3.20	0.7	0.7	0.8	17.2	<0.01	0.03	<0.2
DD018150		0.88	31.4	1060	196.5	13.5	0.001	0.02	5.11	1.8	0.9	1.1	23.0	<0.01	0.05	0.7
DD018151		0.65	27.3	980	184.0	8.8	0.005	0.05	5.60	1.8	1.6	0.8	25.6	<0.01	0.01	0.7
DD018152		1.42	63.0	1020	31.7	13.2	0.007	0.07	3.27	2.8	1.8	0.5	41.7	0.01	0.03	1.5
DD018153		1.99	45.7	910	79.5	12.0	0.001	0.03	5.70	2.4	1.7	0.7	50.5	<0.01	0.05	3.3
DD018154		0.26	5.4	210	9.3	5.0	0.001	0.02	0.68	0.2	0.2	0.2	8.3	<0.01	0.03	<0.2
DD018155		0.11	2.6	270	3.9	1.8	<0.001	0.02	0.18	<0.1	<0.2	<0.2	8.7	<0.01	0.01	<0.2
DD018156		2.27	14.7	300	75.6	12.3	0.001	0.03	2.34	1.3	1.0	1.0	11.7	<0.01	0.06	1.6
DD018157		2.08	47.4	780	138.0	11.9	0.001	0.07	3.96	1.2	2.5	0.8	39.8	<0.01	0.06	0.3
DD018158		1.49	16.4	510	50.4	9.9	0.001	0.03	1.69	1.5	1.1	0.7	13.2	<0.01	0.04	0.7
DD018159		0.76	16.2	310	33.7	12.2	0.001	0.02	2.34	0.6	0.6	0.8	15.9	<0.01	0.05	<0.2
DD018160		1.84	19.9	610	95.9	14.6	0.001	0.03	3.29	1.3	1.1	1.0	19.0	<0.01	0.07	0.8
DD018161		1.77	12.9	310	41.3	7.9	0.001	0.02	1.92	1.2	0.8	0.8	12.8	<0.01	0.04	1.1
DD018162		1.15	7.2	310	20.1	11.9	<0.001	0.01	1.00	0.7	0.4	0.7	9.0	<0.01	0.04	0.5
DD018163		1.53	23.0	520	32.3	8.6	<0.001	0.02	2.26	1.9	0.9	0.6	18.4	<0.01	0.05	1.3
DD018164		1.97	20.9	750	179.0	14.1	0.001	0.07	3.60	1.3	0.8	1.8	15.4	<0.01	0.08	0.4
DD018165		1.24	14.4	550	165.5	13.7	0.001	0.04	2.92	1.4	0.9	1.3	14.5	<0.01	0.04	0.5
DD018166		0.26	4.9	530	41.6	5.8	0.001	0.05	0.92	0.1	0.3	0.6	8.9	<0.01	0.01	<0.2
DD018167		0.59	7.9	620	49.7	6.4	<0.001	0.05	1.09	0.4	0.6	0.5	14.0	<0.01	0.04	<0.2
DD018168		0.73	29.8	840	25.1	8.4	<0.001	0.07	2.18	1.4	1.3	0.4	27.9	<0.01	0.04	0.4
DD018169		1.23	31.5	940	76.9	10.2	0.001	0.02	3.79	2.9	1.3	0.8	27.9	<0.01	0.05	2.3
DD018170		1.06	8.7	230	13.5	3.7	0.001	0.03	1.08	0.7	0.6	0.9	7.3	<0.01	0.03	0.4
DD018171		1.36	27.9	370	27.9	7.0	0.001	0.02	1.45	2.5	0.8	0.5	14.1	<0.01	0.03	3.2
DD018172		1.00	32.7	2100	131.0	6.9	0.003	0.16	3.00	0.9	3.6	0.7	76.5	<0.01	0.06	0.3
DD018173		1.16	36.0	750	2390	9.8	0.001	0.13	21.7	1.8	2.1	10.6	25.8	<0.01	0.08	1.4
DD018174		0.63	9.7	410	13.4	4.8	0.001	0.06	0.94	0.5	0.5	0.8	19.9	<0.01	0.04	<0.2
DD018175		1.65	18.8	350	19.5	8.8	0.001	0.04	1.26	1.8	0.6	0.9	17.1	<0.01	0.05	0.8
DD018176		1.34	11.8	270	18.1	10.5	0.001	0.02	0.92	1.3	0.4	0.8	9.4	<0.01	0.04	0.8

***** See Appendix Page for comments regarding this certificate *****

ALS Canada Ltd.
2103 Dollarton Hwy
North Vancouver BC V7H 0A7
Phone: 604 984 0221 Fax: 604 984 0218 www.alsglobal.com

To: **SILVER RANGE RESOURCES LTD.**
C/O ARCHER, CATHRO & ASSOCIATES (1981) LIMITED
1016-510 W HASTINGS ST
VANCOUVER BC V6B 1L8

Finalized Date: 11-JUL-2012
Account: RANSIL

Project: Keg-XIV-Claim Groups 3 and 7

CERTIFICATE OF ANALYSIS WH12147787

Sample Description	Method	ME-MS41	ME-MS41	ME-MS41	ME-MS41	ME-MS41	ME-MS41	ME-MS41	ME-MS41
	Analyte	Ti	Tl	U	V	W	Y	Zn	Zr
	Units	%	ppm	ppm	ppm	ppm	ppm	ppm	ppm
	LOR	0.005	0.02	0.05	1	0.05	0.05	2	0.5
DD018137		0.026	0.11	0.76	46	0.12	1.40	21	<0.5
DD018138		0.028	0.17	0.88	63	0.26	2.74	48	<0.5
DD018139		0.061	0.14	3.30	96	0.29	6.77	300	1.5
DD018140		0.043	0.14	2.02	92	0.55	6.68	250	<0.5
DD018141		0.030	0.20	2.13	105	0.25	7.32	218	<0.5
DD018142		0.049	0.19	2.11	110	0.28	9.20	408	0.7
DD018143		0.039	0.25	5.74	133	0.39	13.90	497	0.9
DD018144		0.018	0.10	1.37	47	0.11	2.93	149	<0.5
DD018145		0.066	0.14	2.61	91	0.27	9.06	260	1.3
DD018146		0.044	0.18	1.60	124	0.31	4.98	227	0.5
DD018147		0.026	0.34	5.50	166	0.36	7.87	445	0.6
DD018148		0.010	0.19	2.25	89	0.24	6.45	166	<0.5
DD018149		0.022	0.15	1.61	76	0.28	4.98	187	<0.5
DD018150		0.045	0.17	2.23	103	0.29	7.89	225	0.6
DD018151		0.034	0.20	5.25	78	0.16	10.35	432	1.0
DD018152		0.048	0.44	15.05	165	0.23	14.25	791	4.0
DD018153		0.071	0.28	3.51	205	0.34	9.29	448	2.1
DD018154		0.023	0.09	0.55	45	0.07	0.95	40	<0.5
DD018155		0.013	0.03	0.39	21	<0.05	0.82	18	<0.5
DD018156		0.086	0.22	1.00	171	0.32	2.47	130	1.0
DD018157		0.054	0.42	5.87	351	0.33	14.40	337	0.9
DD018158		0.051	0.21	1.19	125	0.33	3.39	128	<0.5
DD018159		0.050	0.23	1.70	149	0.30	3.75	169	<0.5
DD018160		0.074	0.28	1.38	251	0.34	3.31	246	1.0
DD018161		0.065	0.25	0.97	172	0.27	2.48	117	0.7
DD018162		0.060	0.15	0.59	85	0.23	1.72	64	<0.5
DD018163		0.062	0.21	2.04	147	0.28	7.00	158	0.8
DD018164		0.085	0.23	1.37	278	0.38	4.17	171	1.4
DD018165		0.052	0.15	0.70	63	0.41	3.61	121	<0.5
DD018166		0.020	0.10	0.65	36	0.17	1.36	25	<0.5
DD018167		0.028	0.15	1.19	46	0.31	2.67	38	<0.5
DD018168		0.032	0.17	2.74	67	0.32	7.97	68	<0.5
DD018169		0.063	0.24	2.46	102	0.63	8.90	139	0.9
DD018170		0.050	0.16	1.04	70	0.28	1.96	31	<0.5
DD018171		0.051	0.13	1.17	56	0.49	5.20	77	2.1
DD018172		0.023	0.21	7.55	117	0.46	17.15	52	0.6
DD018173		0.042	0.21	1.72	193	0.30	5.05	630	0.7
DD018174		0.027	0.16	0.54	55	0.27	1.63	37	<0.5
DD018175		0.052	0.18	0.79	177	0.49	2.84	80	0.5
DD018176		0.066	0.14	0.58	85	0.37	2.30	59	<0.5

***** See Appendix Page for comments regarding this certificate *****

ALS Canada Ltd.
2103 Dollarton Hwy
North Vancouver BC V7H 0A7
Phone: 604 984 0221 Fax: 604 984 0218 www.alsglobal.com

To: **SILVER RANGE RESOURCES LTD.**
C/O ARCHER, CATHRO & ASSOCIATES (1981) LIMITED
1016-510 W HASTINGS ST
VANCOUVER BC V6B 1L8

Finalized Date: 11-JUL-2012
Account: RANSIL

Project: Keg-XIV-Claim Groups 3 and 7

CERTIFICATE OF ANALYSIS WH12147787

Sample Description	Method	WEI-21	Au-ICP21	ME-MS41	ME-MS41	ME-MS41	ME-MS41	ME-MS41	ME-MS41	ME-MS41	ME-MS41	ME-MS41	ME-MS41	ME-MS41	ME-MS41	ME-MS41
	Analyte	Recvd Wt.	Au	Ag	Al	As	Au	B	Ba	Be	Bi	Ca	Cd	Ce	Co	Cr
	Units	kg	ppm	ppm	%	ppm	ppm	ppm	ppm	ppm	ppm	%	ppm	ppm	ppm	ppm
	LOR	0.02	0.001	0.01	0.01	0.1	0.2	10	10	0.05	0.01	0.01	0.01	0.02	0.1	1
DD018177		0.17	0.001	0.16	0.66	3.5	<0.2	<10	100	0.18	0.14	0.12	0.28	7.27	2.0	5
DD018178		0.16	0.005	0.38	1.41	29.6	<0.2	<10	200	0.44	0.61	0.13	0.52	15.20	4.8	19
DD018179		0.14	0.003	0.36	1.29	15.5	<0.2	<10	160	0.44	0.32	0.15	0.95	19.05	6.9	21
DD018180		0.15	0.003	0.34	0.97	39.1	<0.2	<10	140	0.26	0.24	0.19	0.79	23.0	4.6	20
DD018181		0.17	0.003	0.21	0.77	12.1	<0.2	<10	70	0.20	0.15	0.12	0.56	11.35	2.2	9
DD018182		0.27	0.003	0.25	1.12	28.1	<0.2	<10	130	0.33	0.34	0.10	0.60	20.6	4.9	22
DD018183		0.20	0.001	1.17	1.04	11.4	<0.2	<10	110	0.35	0.24	0.10	0.84	19.40	2.3	18
DD018184		0.31	0.001	0.44	1.43	12.9	<0.2	<10	140	0.59	0.23	0.13	1.07	21.1	4.8	21
DD018185		0.33	0.003	0.84	1.53	31.3	<0.2	<10	140	1.10	0.28	0.20	3.10	25.2	10.9	26
DD018186		0.26	0.002	0.16	0.95	6.7	<0.2	<10	90	0.25	0.23	0.09	2.60	22.2	3.6	11
DD018187		0.30	0.002	0.45	1.44	15.8	<0.2	<10	180	0.42	0.23	0.17	1.36	24.9	3.4	31
DD018188		0.32	0.001	0.45	0.87	9.1	<0.2	<10	90	0.39	0.21	0.05	2.03	18.55	3.5	17
DD018189		0.18	0.001	0.38	1.44	9.9	<0.2	<10	100	0.56	0.27	0.08	1.86	21.1	10.2	20
DD018190		0.29	0.001	0.40	0.91	12.2	<0.2	<10	110	0.26	0.26	0.09	1.51	21.9	3.5	20
DD018191		0.32	0.001	0.26	0.34	4.1	<0.2	<10	40	0.08	0.16	0.04	0.19	13.15	1.2	8
DD018192		0.26	0.004	0.39	1.95	18.8	<0.2	<10	140	0.58	0.28	0.12	1.01	25.1	6.2	38
DD018193		0.28	0.002	0.22	0.54	4.9	<0.2	<10	40	0.13	0.09	0.05	0.17	7.71	1.2	8
DD018194		0.25	0.003	0.32	0.98	15.9	<0.2	<10	130	0.35	0.28	0.10	1.88	24.3	13.3	24
DD018195		0.26	0.008	0.77	1.69	17.8	<0.2	<10	190	0.86	0.22	0.24	1.80	29.8	9.8	40
DD018196		0.27	0.002	0.17	0.66	5.6	<0.2	<10	120	0.25	0.24	0.06	0.64	20.8	1.4	13
DD018197		0.28	0.002	0.56	1.81	22.3	<0.2	<10	170	0.93	0.29	0.17	1.32	19.95	4.0	36
DD018198		0.25	0.003	0.36	1.37	11.4	<0.2	<10	120	0.43	0.27	0.09	0.33	24.7	3.7	23
DD018199		0.27	0.003	0.94	1.23	30.4	<0.2	<10	110	0.52	0.30	0.11	1.53	13.85	3.2	23
DD018200		0.37	0.004	0.29	2.15	28.4	<0.2	<10	180	0.85	0.20	0.25	2.25	21.9	9.4	32
DD018201		0.27	0.002	0.52	0.47	15.5	<0.2	<10	40	0.10	0.57	0.04	1.50	11.35	1.5	11
DD018202		0.26	0.002	1.76	1.44	124.0	<0.2	<10	100	0.45	0.78	0.14	1.24	17.95	3.7	21
DD018203		0.27	0.005	1.47	1.16	6.0	<0.2	<10	80	0.69	0.11	0.15	1.14	11.50	1.4	14
DD018204		0.34	0.001	0.26	0.70	4.1	<0.2	<10	70	0.22	0.09	0.05	0.41	6.36	1.3	7
DD018205		0.40	0.002	1.79	1.21	20.1	<0.2	<10	80	0.42	0.27	0.07	0.34	21.7	3.2	24
DD018206		0.23	0.004	1.01	1.05	16.0	<0.2	<10	60	0.31	0.19	0.05	0.34	17.35	2.6	25
DD018207		0.29	0.001	0.35	0.69	4.6	<0.2	<10	150	0.24	0.18	0.09	10.75	17.35	5.4	18
DD018208		0.37	0.001	0.31	0.90	11.4	<0.2	<10	90	0.22	0.23	0.07	0.32	23.4	2.3	17
DD018209		0.35	0.004	0.72	1.82	36.5	<0.2	<10	230	1.10	0.27	0.22	1.63	33.5	9.6	39
DD018210		0.37	0.004	2.79	2.57	115.0	<0.2	<10	120	1.36	0.45	0.19	2.41	53.8	9.5	52
DD018211		0.33	0.004	0.21	1.30	24.8	<0.2	<10	110	0.30	0.34	0.10	0.53	24.0	4.9	30
DD018212		0.21	0.002	0.28	0.62	4.2	<0.2	<10	40	0.22	0.07	0.05	0.36	6.64	1.0	6
DD018213		0.26	0.002	0.47	0.55	3.0	<0.2	<10	60	0.15	0.10	0.06	0.77	9.72	1.2	8
DD018214		0.31	0.001	1.61	0.75	158.0	<0.2	<10	130	0.30	0.44	0.11	2.74	14.30	4.6	17
DD018215		0.37	0.002	0.13	0.63	12.3	<0.2	<10	90	0.18	0.25	0.04	0.35	22.9	2.5	13
DD018216		0.30	0.002	0.29	1.57	23.7	<0.2	<10	150	0.83	0.27	0.24	0.38	21.5	5.7	26

***** See Appendix Page for comments regarding this certificate *****

ALS Canada Ltd.
2103 Dollarton Hwy
North Vancouver BC V7H 0A7
Phone: 604 984 0221 Fax: 604 984 0218 www.alsglobal.com

To: **SILVER RANGE RESOURCES LTD.**
C/O ARCHER, CATHRO & ASSOCIATES (1981) LIMITED
1016-510 W HASTINGS ST
VANCOUVER BC V6B 1L8

Finalized Date: 11-JUL-2012
Account: RANSIL

Project: Keg-XIV-Claim Groups 3 and 7

CERTIFICATE OF ANALYSIS WH12147787

Sample Description	Method	ME-MS41	ME-MS41	ME-MS41	ME-MS41	ME-MS41	ME-MS41	ME-MS41	ME-MS41	ME-MS41	ME-MS41	ME-MS41	ME-MS41	ME-MS41	ME-MS41	ME-MS41
	Analyte	Cs	Cu	Fe	Ga	Ge	Hf	Hg	In	K	La	Li	Mg	Mn	Mo	Na
	Units	ppm	ppm	%	ppm	ppm	ppm	ppm	ppm	%	ppm	ppm	%	ppm	ppm	%
	LOR	0.05	0.2	0.01	0.05	0.05	0.02	0.01	0.005	0.01	0.2	0.1	0.01	5	0.05	0.01
DD018177		0.50	18.3	0.65	1.86	<0.05	<0.02	0.02	0.007	0.03	3.8	3.2	0.11	73	0.93	0.03
DD018178		1.57	28.7	1.75	4.30	<0.05	<0.02	0.05	0.017	0.05	8.1	9.7	0.32	186	3.76	0.02
DD018179		1.72	22.8	2.04	4.57	<0.05	<0.02	0.05	0.018	0.06	10.2	9.1	0.28	336	5.33	0.01
DD018180		0.84	17.8	1.73	4.05	<0.05	<0.02	0.03	0.016	0.04	12.4	9.1	0.31	148	3.97	0.01
DD018181		0.83	13.9	1.12	2.96	<0.05	<0.02	0.03	0.009	0.03	5.7	4.0	0.11	75	2.31	0.02
DD018182		1.37	19.6	2.24	5.70	<0.05	<0.02	0.07	0.020	0.05	11.2	7.3	0.19	193	7.33	<0.01
DD018183		1.84	24.8	1.35	5.38	<0.05	<0.02	0.05	0.017	0.05	10.9	5.5	0.21	80	8.25	0.01
DD018184		2.37	22.7	2.03	5.68	0.05	<0.02	0.02	0.022	0.05	12.4	12.8	0.27	261	11.95	0.01
DD018185		4.12	55.0	2.41	5.72	0.05	<0.02	0.03	0.028	0.06	14.1	15.8	0.41	640	7.44	0.01
DD018186		1.75	10.1	1.04	4.99	<0.05	<0.02	0.03	0.011	0.05	11.5	3.8	0.11	773	5.26	0.01
DD018187		2.66	16.6	1.85	6.66	0.06	0.03	0.05	0.019	0.08	14.0	14.9	0.47	133	12.55	0.01
DD018188		2.10	16.1	1.39	4.83	<0.05	<0.02	0.04	0.016	0.07	10.2	5.1	0.17	589	9.54	0.01
DD018189		2.64	22.8	2.29	6.15	<0.05	<0.02	0.03	0.023	0.06	11.7	10.6	0.22	622	8.29	0.01
DD018190		2.02	17.4	1.99	6.23	<0.05	0.03	0.02	0.018	0.07	11.9	5.5	0.16	148	8.99	0.01
DD018191		1.95	7.7	0.71	2.72	<0.05	<0.02	0.01	0.007	0.04	7.0	1.2	0.04	45	5.87	0.01
DD018192		2.09	22.7	3.43	6.21	<0.05	0.06	0.05	0.031	0.09	13.1	23.8	0.54	237	10.45	0.01
DD018193		1.06	8.7	0.76	2.68	<0.05	<0.02	0.02	0.007	0.03	4.1	1.8	0.05	28	4.40	0.02
DD018194		2.33	19.7	2.11	5.18	<0.05	0.02	0.03	0.024	0.08	12.5	5.9	0.18	1160	14.70	0.01
DD018195		1.78	28.8	2.44	4.77	0.06	0.07	0.04	0.027	0.10	14.5	18.1	0.53	298	8.19	0.01
DD018196		2.02	12.2	0.72	3.77	<0.05	<0.02	0.01	0.011	0.04	11.0	2.4	0.06	75	5.82	0.01
DD018197		2.82	44.8	2.09	5.80	<0.05	0.02	0.02	0.025	0.07	11.4	21.8	0.59	163	13.95	0.01
DD018198		1.78	19.0	1.93	6.42	<0.05	0.02	0.02	0.018	0.05	12.8	9.9	0.31	150	8.44	0.01
DD018199		2.01	28.7	1.76	4.87	<0.05	0.02	0.03	0.022	0.06	7.6	10.4	0.24	77	13.65	0.01
DD018200		1.94	50.8	2.88	5.41	0.05	0.08	0.02	0.027	0.06	11.4	17.1	0.52	188	16.40	0.02
DD018201		1.37	15.3	1.21	3.77	<0.05	0.02	0.02	0.014	0.04	6.2	1.7	0.06	41	9.80	0.01
DD018202		1.69	56.1	1.87	4.70	<0.05	0.02	0.05	0.031	0.06	10.1	11.0	0.27	140	13.15	0.01
DD018203		0.84	57.9	0.80	2.46	<0.05	<0.02	0.05	0.015	0.03	6.0	3.9	0.11	34	3.31	0.02
DD018204		0.67	5.8	0.71	3.35	<0.05	<0.02	0.02	0.006	0.04	3.3	2.7	0.05	37	3.26	0.02
DD018205		1.55	19.3	2.40	5.83	<0.05	0.02	0.03	0.024	0.05	11.5	11.6	0.23	119	9.52	0.01
DD018206		2.20	18.0	1.81	5.69	<0.05	0.03	0.03	0.019	0.07	9.8	7.5	0.23	94	13.45	0.01
DD018207		2.37	14.9	0.96	4.16	<0.05	0.02	0.01	0.012	0.07	9.4	3.8	0.11	316	6.00	0.01
DD018208		1.62	9.4	1.64	5.60	<0.05	0.02	0.02	0.014	0.05	12.3	7.6	0.17	92	7.29	0.01
DD018209		2.07	66.5	2.61	4.95	0.07	0.17	0.03	0.029	0.11	16.5	17.7	0.58	313	11.95	0.01
DD018210		2.95	112.0	4.24	7.17	0.14	0.05	0.03	0.110	0.12	31.0	33.2	0.80	374	35.6	0.01
DD018211		1.57	23.2	2.63	5.23	<0.05	0.02	0.03	0.025	0.06	12.3	13.9	0.37	194	7.82	0.01
DD018212		0.70	9.3	0.69	2.50	<0.05	<0.02	0.02	0.007	0.02	3.5	0.9	0.03	26	5.17	0.02
DD018213		1.33	7.9	0.55	2.40	<0.05	<0.02	0.02	0.006	0.03	4.9	1.6	0.05	35	3.45	0.02
DD018214		1.54	24.4	1.57	4.42	<0.05	<0.02	0.03	0.015	0.05	7.4	5.5	0.15	399	8.15	0.01
DD018215		1.96	15.2	1.20	4.87	<0.05	<0.02	0.02	0.010	0.05	11.8	2.1	0.06	148	6.73	0.01
DD018216		2.28	27.4	2.22	6.48	<0.05	0.02	0.03	0.023	0.06	11.7	14.3	0.35	232	9.11	0.01

***** See Appendix Page for comments regarding this certificate *****

ALS Canada Ltd.
2103 Dollarton Hwy
North Vancouver BC V7H 0A7
Phone: 604 984 0221 Fax: 604 984 0218 www.alsglobal.com

To: **SILVER RANGE RESOURCES LTD.**
C/O ARCHER, CATHRO & ASSOCIATES (1981) LIMITED
1016-510 W HASTINGS ST
VANCOUVER BC V6B 1L8

Finalized Date: 11-JUL-2012
Account: RANSIL

Project: Keg-XIV-Claim Groups 3 and 7

CERTIFICATE OF ANALYSIS WH12147787

Sample Description	Method	ME-MS41	ME-MS41	ME-MS41	ME-MS41	ME-MS41	ME-MS41	ME-MS41	ME-MS41	ME-MS41	ME-MS41	ME-MS41	ME-MS41	ME-MS41	ME-MS41	ME-MS41
	Analyte	Nb	Ni	P	Pb	Rb	Re	S	Sb	Sc	Se	Sn	Sr	Ta	Te	Th
	Units	ppm	ppm	ppm	ppm	ppm	ppm	%	ppm	ppm	ppm	ppm	ppm	ppm	ppm	ppm
	LOR	0.05	0.2	10	0.2	0.1	0.001	0.01	0.05	0.1	0.2	0.2	0.2	0.01	0.01	0.2
DD018177		0.42	6.5	450	13.4	3.0	<0.001	0.02	0.51	0.5	0.3	0.2	13.7	<0.01	0.01	0.2
DD018178		0.59	22.9	850	25.3	6.7	0.001	0.06	1.06	1.0	0.6	0.4	14.9	<0.01	0.06	0.2
DD018179		0.55	22.0	850	34.6	11.6	<0.001	0.05	1.31	0.6	0.6	0.5	13.6	<0.01	0.05	<0.2
DD018180		0.72	19.2	610	85.2	4.8	0.001	0.03	1.77	1.0	0.7	0.6	14.2	<0.01	0.03	0.3
DD018181		0.75	6.7	480	16.8	5.0	0.001	0.02	0.66	0.7	0.7	0.4	13.0	<0.01	0.03	0.3
DD018182		1.30	19.1	610	27.0	9.3	0.001	0.04	1.88	1.4	0.9	0.7	10.2	<0.01	0.05	0.7
DD018183		0.57	18.9	550	25.0	10.9	0.001	0.05	1.70	0.2	0.8	0.7	14.5	<0.01	0.04	<0.2
DD018184		1.27	22.0	410	22.5	14.3	0.001	0.04	2.48	1.0	1.1	0.7	19.8	<0.01	0.04	0.2
DD018185		0.58	23.1	850	21.5	15.5	0.001	0.06	2.43	0.5	0.9	0.6	23.2	<0.01	0.05	<0.2
DD018186		1.74	8.3	300	9.6	26.3	<0.001	0.03	0.74	0.9	0.4	0.7	12.7	<0.01	0.02	0.5
DD018187		3.20	34.4	300	40.8	13.0	0.001	0.03	2.46	2.0	0.9	0.8	22.5	<0.01	0.06	2.1
DD018188		1.36	15.6	640	14.5	21.8	0.001	0.04	1.93	0.7	0.7	0.6	11.9	<0.01	0.04	0.2
DD018189		1.20	13.4	520	217	18.8	0.001	0.04	0.99	1.1	0.7	0.7	9.6	<0.01	0.04	0.3
DD018190		2.76	21.0	340	19.6	24.6	<0.001	0.03	2.20	1.5	0.4	0.8	15.8	<0.01	0.05	0.8
DD018191		1.34	6.0	190	10.0	10.7	<0.001	0.02	1.19	0.5	<0.2	0.6	10.4	<0.01	0.02	0.2
DD018192		3.94	29.8	470	23.2	16.1	0.001	0.03	2.52	3.3	0.8	0.7	17.7	0.01	0.06	3.9
DD018193		0.21	6.7	440	12.4	4.9	<0.001	0.04	1.32	0.2	<0.2	0.3	9.2	<0.01	0.02	<0.2
DD018194		1.61	21.3	880	43.1	23.2	<0.001	0.03	2.53	1.4	0.5	0.8	13.6	<0.01	0.06	0.5
DD018195		2.50	48.3	930	26.2	13.7	0.001	0.02	2.55	3.4	0.9	0.6	19.5	0.01	0.06	4.1
DD018196		0.58	8.5	400	17.5	18.0	<0.001	0.03	1.21	0.4	<0.2	0.9	11.7	<0.01	0.03	<0.2
DD018197		1.46	41.8	520	41.5	12.3	0.001	0.05	3.97	1.2	1.0	0.7	26.7	<0.01	0.06	0.2
DD018198		2.01	19.4	290	26.7	10.1	<0.001	0.02	1.66	2.0	0.5	0.8	13.3	<0.01	0.05	1.3
DD018199		1.67	31.4	510	86.4	9.1	<0.001	0.04	4.67	1.2	1.2	0.7	25.0	<0.01	0.06	0.4
DD018200		2.06	45.9	600	48.5	9.6	<0.001	0.03	6.75	2.9	1.0	0.6	38.9	<0.01	0.08	3.1
DD018201		1.58	9.2	330	68.6	7.8	<0.001	0.03	2.61	0.7	0.5	0.8	11.4	<0.01	0.04	0.3
DD018202		1.70	24.3	530	435	9.6	<0.001	0.04	5.71	1.5	2.1	1.0	20.3	<0.01	0.07	0.8
DD018203		0.47	9.1	1110	83.0	3.8	0.001	0.08	0.58	0.3	1.3	0.2	13.9	<0.01	0.04	<0.2
DD018204		1.23	7.3	250	8.0	5.5	<0.001	0.01	0.74	0.6	<0.2	0.3	10.8	0.01	0.02	0.2
DD018205		2.58	17.0	380	430	11.1	<0.001	0.03	3.60	1.9	1.0	1.0	11.0	<0.01	0.05	2.3
DD018206		2.55	24.7	480	15.3	12.9	<0.001	0.04	2.77	1.0	0.4	0.7	18.2	<0.01	0.06	0.3
DD018207		1.65	20.2	350	14.5	22.9	<0.001	0.03	1.16	0.9	0.2	0.6	14.1	<0.01	0.04	0.2
DD018208		2.07	12.7	300	23.3	11.7	<0.001	0.01	1.58	1.6	0.2	0.8	10.3	<0.01	0.03	1.7
DD018209		1.86	53.8	640	84.9	15.2	0.001	0.03	6.05	4.2	1.1	0.9	23.8	<0.01	0.05	6.0
DD018210		2.05	81.2	1470	688	14.5	0.001	0.11	11.35	3.0	5.4	2.4	40.5	0.01	0.14	3.3
DD018211		1.19	25.5	730	55.1	9.1	<0.001	0.03	2.54	1.4	0.8	0.7	13.3	<0.01	0.05	0.4
DD018212		0.18	6.0	400	7.8	3.2	<0.001	0.03	1.31	0.3	<0.2	0.2	9.1	<0.01	0.03	<0.2
DD018213		0.25	6.2	330	14.7	7.1	<0.001	0.02	0.45	0.3	<0.2	0.3	9.8	<0.01	0.01	<0.2
DD018214		0.50	15.3	610	256	16.8	<0.001	0.06	6.95	0.5	0.6	2.1	15.0	<0.01	0.05	<0.2
DD018215		0.83	9.7	300	18.8	14.4	<0.001	0.03	1.77	0.8	<0.2	1.0	8.7	<0.01	0.04	0.2
DD018216		0.54	23.5	920	34.1	14.1	0.001	0.08	2.64	0.6	0.9	0.7	28.9	<0.01	0.05	<0.2

***** See Appendix Page for comments regarding this certificate *****

ALS Canada Ltd.
2103 Dollarton Hwy
North Vancouver BC V7H 0A7
Phone: 604 984 0221 Fax: 604 984 0218 www.alsglobal.com

To: **SILVER RANGE RESOURCES LTD.**
C/O ARCHER, CATHRO & ASSOCIATES (1981) LIMITED
1016-510 W HASTINGS ST
VANCOUVER BC V6B 1L8

Finalized Date: 11-JUL-2012
Account: RANSIL

Project: Keg-XIV-Claim Groups 3 and 7

CERTIFICATE OF ANALYSIS WH12147787

Sample Description	Method	ME-MS41	ME-MS41	ME-MS41	ME-MS41	ME-MS41	ME-MS41	ME-MS41	ME-MS41
	Analyte	Ti	Tl	U	V	W	Y	Zn	Zr
	Units	%	ppm	ppm	ppm	ppm	ppm	ppm	ppm
	LOR	0.005	0.02	0.05	1	0.05	0.05	2	0.5
DD018177		0.022	0.06	0.54	26	0.10	2.36	45	<0.5
DD018178		0.028	0.17	1.58	69	0.31	5.17	134	<0.5
DD018179		0.029	0.19	1.40	84	0.27	3.99	115	<0.5
DD018180		0.041	0.12	0.95	83	0.30	4.17	97	<0.5
DD018181		0.034	0.09	0.69	37	0.23	1.78	38	<0.5
DD018182		0.040	0.21	1.29	116	0.32	3.99	94	<0.5
DD018183		0.021	0.33	2.30	129	0.22	4.52	91	<0.5
DD018184		0.044	0.39	2.91	178	0.33	6.71	227	<0.5
DD018185		0.028	0.53	7.08	283	0.36	9.17	277	<0.5
DD018186		0.054	0.22	0.77	82	0.30	2.80	79	0.6
DD018187		0.074	0.36	1.88	254	0.40	5.64	192	1.6
DD018188		0.050	0.23	3.41	152	0.26	3.92	114	0.5
DD018189		0.047	0.23	2.01	99	0.33	3.83	182	<0.5
DD018190		0.095	0.33	1.35	216	0.37	3.33	103	1.6
DD018191		0.053	0.10	0.76	66	0.16	1.49	40	0.6
DD018192		0.088	0.27	1.56	213	0.45	4.17	118	2.9
DD018193		0.020	0.13	0.70	67	0.13	0.98	34	<0.5
DD018194		0.068	0.33	2.47	199	0.38	4.18	125	0.7
DD018195		0.078	0.26	2.59	210	0.40	9.09	263	2.9
DD018196		0.028	0.25	1.32	92	0.26	2.22	64	<0.5
DD018197		0.050	0.46	5.23	310	0.28	7.64	326	0.5
DD018198		0.075	0.35	1.52	142	0.30	4.01	94	0.7
DD018199		0.062	0.22	2.04	188	0.41	4.11	321	1.2
DD018200		0.085	0.26	3.30	230	0.36	7.07	571	4.0
DD018201		0.063	0.15	0.87	140	0.25	1.50	120	1.0
DD018202		0.051	0.21	1.65	168	0.27	3.57	231	0.7
DD018203		0.009	0.13	3.95	77	0.09	4.50	38	<0.5
DD018204		0.039	0.09	0.62	67	0.15	1.98	31	<0.5
DD018205		0.055	0.21	1.46	174	0.32	2.81	75	1.1
DD018206		0.094	0.28	1.91	265	0.26	3.30	74	1.4
DD018207		0.052	0.22	1.15	120	0.24	3.40	99	0.7
DD018208		0.067	0.26	1.09	151	0.32	2.86	53	0.8
DD018209		0.086	0.33	4.93	227	0.34	10.80	231	9.6
DD018210		0.040	0.50	6.69	746	0.42	15.55	799	2.2
DD018211		0.049	0.26	1.47	182	0.36	4.25	162	0.5
DD018212		0.021	0.10	1.06	57	0.11	1.90	59	<0.5
DD018213		0.023	0.16	0.79	45	0.11	1.62	25	<0.5
DD018214		0.028	0.16	1.06	129	0.27	2.72	147	<0.5
DD018215		0.043	0.14	0.75	91	0.45	2.19	45	<0.5
DD018216		0.023	0.23	3.27	103	0.29	7.37	74	<0.5

***** See Appendix Page for comments regarding this certificate *****

ALS Canada Ltd.
2103 Dollarton Hwy
North Vancouver BC V7H 0A7
Phone: 604 984 0221 Fax: 604 984 0218 www.alsglobal.com

To: **SILVER RANGE RESOURCES LTD.**
C/O ARCHER, CATHRO & ASSOCIATES (1981) LIMITED
1016-510 W HASTINGS ST
VANCOUVER BC V6B 1L8

Finalized Date: 11-JUL-2012
Account: RANSIL

Project: Keg-XIV-Claim Groups 3 and 7

CERTIFICATE OF ANALYSIS WH12147787

Sample Description	Method	WEI-21	Au-ICP21	ME-MS41	ME-MS41	ME-MS41	ME-MS41	ME-MS41	ME-MS41	ME-MS41	ME-MS41	ME-MS41	ME-MS41	ME-MS41	ME-MS41	ME-MS41
	Analyte	Recvd Wt.	Au	Ag	Al	As	Au	B	Ba	Be	Bi	Ca	Cd	Ce	Co	Cr
	Units	kg	ppm	ppm	%	ppm	ppm	ppm	ppm	ppm	ppm	%	ppm	ppm	ppm	ppm
	LOR	0.02	0.001	0.01	0.01	0.1	0.2	10	10	0.05	0.01	0.01	0.01	0.02	0.1	1
DD018217		0.28	0.002	0.51	1.89	36.2	<0.2	<10	170	0.78	0.30	0.12	0.40	25.9	6.3	30
DD018218		0.34	0.003	0.35	1.25	14.5	<0.2	<10	140	0.42	0.20	0.15	0.22	19.45	3.7	24
DD018219		0.21	0.004	0.51	1.24	7.9	<0.2	<10	90	0.53	0.09	0.12	0.33	13.00	2.8	13
DD018220		0.26	0.003	1.10	1.52	13.0	<0.2	<10	240	1.00	0.15	0.37	1.95	21.5	4.3	16
DD018221		0.29	0.004	0.33	1.62	15.4	<0.2	<10	260	0.91	0.22	0.21	1.33	23.4	5.8	22
DD018222		0.28	0.003	0.30	1.32	55.3	<0.2	<10	210	0.53	0.35	0.18	1.02	24.0	6.4	29
DD018223		0.29	0.004	0.26	1.08	32.8	<0.2	<10	200	0.54	0.30	0.15	1.45	23.0	4.8	19
DD018224		0.25	0.006	0.19	1.06	26.7	<0.2	<10	160	0.38	0.26	0.08	0.60	19.80	3.7	19

***** See Appendix Page for comments regarding this certificate *****

ALS Canada Ltd.
2103 Dollarton Hwy
North Vancouver BC V7H 0A7
Phone: 604 984 0221 Fax: 604 984 0218 www.alsglobal.com

To: **SILVER RANGE RESOURCES LTD.**
C/O ARCHER, CATHRO & ASSOCIATES (1981) LIMITED
1016-510 W HASTINGS ST
VANCOUVER BC V6B 1L8

Finalized Date: 11-JUL-2012
Account: RANSIL

Project: Keg-XIV-Claim Groups 3 and 7

CERTIFICATE OF ANALYSIS WH12147787

Sample Description	Method	ME-MS41	ME-MS41	ME-MS41	ME-MS41	ME-MS41	ME-MS41	ME-MS41	ME-MS41	ME-MS41	ME-MS41	ME-MS41	ME-MS41	ME-MS41	ME-MS41	ME-MS41
	Analyte	Cs	Cu	Fe	Ga	Ge	Hf	Hg	In	K	La	Li	Mg	Mn	Mo	Na
	Units	ppm	ppm	%	ppm	ppm	ppm	ppm	ppm	%	ppm	ppm	%	ppm	ppm	%
	LOR	0.05	0.2	0.01	0.05	0.05	0.02	0.01	0.005	0.01	0.2	0.1	0.01	5	0.05	0.01
DD018217		1.56	25.5	2.64	5.43	<0.05	0.02	0.06	0.027	0.06	13.2	15.8	0.41	241	5.85	0.01
DD018218		1.17	16.8	1.67	4.29	<0.05	<0.02	0.03	0.015	0.04	10.3	8.7	0.25	162	3.81	0.01
DD018219		0.89	17.0	1.15	2.83	<0.05	<0.02	0.04	0.011	0.03	6.6	5.3	0.14	117	3.23	0.02
DD018220		1.41	23.3	1.34	3.18	<0.05	0.02	0.04	0.014	0.04	11.2	7.4	0.20	532	8.18	0.02
DD018221		2.11	27.9	1.93	4.50	<0.05	0.02	0.04	0.020	0.07	12.7	7.2	0.24	548	7.93	0.01
DD018222		1.76	24.9	2.76	5.81	<0.05	0.02	0.02	0.023	0.07	11.9	13.3	0.36	244	8.48	0.01
DD018223		1.70	26.6	2.18	5.70	<0.05	<0.02	0.02	0.021	0.05	11.8	7.5	0.21	169	6.33	0.01
DD018224		1.88	23.4	1.91	5.46	<0.05	<0.02	0.02	0.018	0.04	10.6	4.1	0.12	237	8.20	0.01

***** See Appendix Page for comments regarding this certificate *****

ALS Canada Ltd.
2103 Dollarton Hwy
North Vancouver BC V7H 0A7
Phone: 604 984 0221 Fax: 604 984 0218 www.alsglobal.com

To: **SILVER RANGE RESOURCES LTD.**
C/O ARCHER, CATHRO & ASSOCIATES (1981) LIMITED
1016-510 W HASTINGS ST
VANCOUVER BC V6B 1L8

Finalized Date: 11-JUL-2012
Account: RANSIL

Project: Keg-XIV-Claim Groups 3 and 7

CERTIFICATE OF ANALYSIS WH12147787

Sample Description	Method	ME-MS41	ME-MS41	ME-MS41	ME-MS41	ME-MS41	ME-MS41	ME-MS41	ME-MS41	ME-MS41	ME-MS41	ME-MS41	ME-MS41	ME-MS41	ME-MS41	ME-MS41
	Analyte	Nb	Ni	P	Pb	Rb	Re	S	Sb	Sc	Se	Sn	Sr	Ta	Te	Th
	Units	ppm	ppm	ppm	ppm	ppm	ppm	%	ppm	ppm	ppm	ppm	ppm	ppm	ppm	ppm
	LOR	0.05	0.2	10	0.2	0.1	0.001	0.01	0.05	0.1	0.2	0.2	0.2	0.01	0.01	0.2
DD018217		0.86	27.5	650	63.2	11.0	0.001	0.05	2.62	1.3	1.0	0.7	14.6	<0.01	0.05	0.4
DD018218		0.37	15.9	940	24.1	8.1	0.001	0.06	1.62	0.4	0.4	0.5	14.1	<0.01	0.04	<0.2
DD018219		0.25	11.4	990	12.9	5.7	<0.001	0.09	1.56	0.3	0.3	0.3	11.6	<0.01	0.03	<0.2
DD018220		0.23	13.3	1920	20.9	10.2	0.001	0.14	11.45	0.4	1.0	0.3	23.6	<0.01	0.02	<0.2
DD018221		0.29	15.6	1950	33.3	19.7	<0.001	0.15	2.13	0.4	0.7	0.5	21.4	<0.01	0.04	<0.2
DD018222		0.95	27.8	660	99.4	11.2	0.001	0.06	5.91	1.0	0.7	1.1	21.8	<0.01	0.05	0.2
DD018223		0.58	20.4	600	52.8	11.3	<0.001	0.05	4.09	0.6	0.5	0.9	22.6	<0.01	0.06	<0.2
DD018224		0.54	17.2	640	36.2	11.3	0.001	0.06	4.42	0.4	0.5	1.0	15.2	<0.01	0.06	<0.2

***** See Appendix Page for comments regarding this certificate *****

ALS Canada Ltd.
2103 Dollarton Hwy
North Vancouver BC V7H 0A7
Phone: 604 984 0221 Fax: 604 984 0218 www.alsglobal.com

To: **SILVER RANGE RESOURCES LTD.**
C/O ARCHER, CATHRO & ASSOCIATES (1981) LIMITED
1016-510 W HASTINGS ST
VANCOUVER BC V6B 1L8

Finalized Date: 11-JUL-2012
Account: RANSIL

Project: Keg-XIV-Claim Groups 3 and 7

CERTIFICATE OF ANALYSIS WH12147787

Sample Description	Method	ME-MS41	ME-MS41	ME-MS41	ME-MS41	ME-MS41	ME-MS41	ME-MS41	ME-MS41
	Analyte	Ti	Tl	U	V	W	Y	Zn	Zr
	Units	%	ppm	ppm	ppm	ppm	ppm	ppm	ppm
	LOR	0.005	0.02	0.05	1	0.05	0.05	2	0.5
DD018217		0.039	0.22	2.33	96	0.28	7.30	114	0.5
DD018218		0.017	0.18	1.59	63	0.28	3.49	70	<0.5
DD018219		0.012	0.13	1.93	46	0.12	3.91	53	<0.5
DD018220		0.006	0.23	4.50	59	0.14	10.10	130	<0.5
DD018221		0.009	0.27	5.62	84	0.20	10.60	104	<0.5
DD018222		0.048	0.25	1.82	150	0.36	5.86	193	0.6
DD018223		0.027	0.23	1.46	105	0.34	6.45	113	<0.5
DD018224		0.020	0.31	1.54	115	0.23	4.42	100	<0.5

***** See Appendix Page for comments regarding this certificate *****

ALS Canada Ltd.
2103 Dollarton Hwy
North Vancouver BC V7H 0A7
Phone: 604 984 0221 Fax: 604 984 0218 www.alsglobal.com

To: **SILVER RANGE RESOURCES LTD.**
C/O ARCHER, CATHRO & ASSOCIATES (1981) LIMITED
1016-510 W HASTINGS ST
VANCOUVER BC V6B 1L8

Finalized Date: 11-JUL-2012
Account: RANSIL

Project: Keg-XIV-Claim Groups 3 and 7

CERTIFICATE OF ANALYSIS WH12147787

Method	CERTIFICATE COMMENTS
ME-MS41	Gold determinations by this method are semi-quantitative due to the small sample weight used (0.5g).

ALS Canada Ltd.

2103 Dollarton Hwy
North Vancouver BC V7H 0A7
Phone: 604 984 0221 Fax: 604 984 0218 www.alsglobal.com

To: **SILVER RANGE RESOURCES LTD.**
C/O ARCHER, CATHRO & ASSOCIATES (1981) LIMITED
1016-510 W HASTINGS ST
VANCOUVER BC V6B 1L8

Finalized Date: 30-JUN-2012
Account: RANSIL

CERTIFICATE WH12148470

Project: Group 6

P.O. No.:

This report is for 2 Rock samples submitted to our lab in Whitehorse, YT, Canada on 27-JUN-2012.

The following have access to data associated with this certificate:

MATT DUMALA	JOAN MARIACHER	

SAMPLE PREPARATION

ALS CODE	DESCRIPTION
FND-02	Find Sample for Addn Analysis

ANALYTICAL PROCEDURES

ALS CODE	DESCRIPTION	INSTRUMENT
Sn-XRF05	Sn-Trace Level XRF Analysis	XRF

To: **SILVER RANGE RESOURCES LTD.**
ATTN: JOAN MARIACHER
C/O ARCHER, CATHRO & ASSOCIATES (1981) LIMITED
1016-510 W HASTINGS ST
VANCOUVER BC V6B 1L8

This is the Final Report and supersedes any preliminary report with this certificate number. Results apply to samples as submitted. All pages of this report have been checked and approved for release.

Signature:

Colin Ramshaw, Vancouver Laboratory Manager

ALS Canada Ltd.
2103 Dollarton Hwy
North Vancouver BC V7H 0A7
Phone: 604 984 0221 Fax: 604 984 0218 www.alsglobal.com

To: **SILVER RANGE RESOURCES LTD.**
C/O ARCHER, CATHRO & ASSOCIATES (1981) LIMITED
1016-510 W HASTINGS ST
VANCOUVER BC V6B 1L8

Finalized Date: 30-JUN-2012
Account: RANSIL

Project: Group 6

CERTIFICATE OF ANALYSIS WH12148470

Sample Description	Method	Sn-XRF05
	Analyte	Sn
	Units	ppm
	LOR	5
M676023		2490
M676024		1925

ALS Canada Ltd.

2103 Dollarton Hwy
North Vancouver BC V7H 0A7
Phone: 604 984 0221 Fax: 604 984 0218 www.alsglobal.com

To: **SILVER RANGE RESOURCES LTD.**
C/O ARCHER, CATHRO & ASSOCIATES (1981) LIMITED
1016-510 W HASTINGS ST
VANCOUVER BC V6B 1L8

Finalized Date: 30-JUN-2012
Account: RANSIL

CERTIFICATE WH12148471

Project: Keg-Main-Group 1

P.O. No.:

This report is for 36 Drill Core samples submitted to our lab in Whitehorse, YT, Canada on 27-JUN-2012.

The following have access to data associated with this certificate:

MATT DUMALA	JOAN MARIACHER	

SAMPLE PREPARATION

ALS CODE	DESCRIPTION
FND-02	Find Sample for Addn Analysis

ANALYTICAL PROCEDURES

ALS CODE	DESCRIPTION	INSTRUMENT
Sn-XRF05	Sn-Trace Level XRF Analysis	XRF

To: **SILVER RANGE RESOURCES LTD.**
ATTN: JOAN MARIACHER
C/O ARCHER, CATHRO & ASSOCIATES (1981) LIMITED
1016-510 W HASTINGS ST
VANCOUVER BC V6B 1L8

This is the Final Report and supersedes any preliminary report with this certificate number. Results apply to samples as submitted. All pages of this report have been checked and approved for release.

Signature:

Colin Ramshaw, Vancouver Laboratory Manager

ALS Canada Ltd.
2103 Dollarton Hwy
North Vancouver BC V7H 0A7
Phone: 604 984 0221 Fax: 604 984 0218 www.alsglobal.com

To: **SILVER RANGE RESOURCES LTD.**
C/O ARCHER, CATHRO & ASSOCIATES (1981) LIMITED
1016-510 W HASTINGS ST
VANCOUVER BC V6B 1L8

Finalized Date: 30-JUN-2012
Account: RANSIL

Project: Keg-Main-Group 1

CERTIFICATE OF ANALYSIS WH12148471

Sample Description	Method Analyte Units LOR	Sn-XRF05 Sn ppm 5
K284123		96
K284124		461
K284125		540
K284126		549
K284127		119
K284128		285
K284129		71
K284130		77
K284131		<5
K284132		162
K284133		62
K284134		40
K284135		38
K284136		340
K284137		303
K284138		548
K284139		505
K284140		<5
K284141		133
K284142		106
K284143		483
K284144		269
K284145		500
K284146		290
K284147		245
K284148		190
K284149		100
K284150		568
K284151		179
K284152		189
K284153		118
K284154		57
K284155		28
K284156		40
K284157		32
K284158		7

ALS Canada Ltd.

2103 Dollarton Hwy
North Vancouver BC V7H 0A7
Phone: 604 984 0221 Fax: 604 984 0218 www.alsglobal.com

To: **SILVER RANGE RESOURCES LTD.**
C/O ARCHER, CATHRO & ASSOCIATES (1981) LIMITED
1016-510 W HASTINGS ST
VANCOUVER BC V6B 1L8

Finalized Date: 17-JUL-2012
Account: RANSIL

CERTIFICATE WH12150910

Project: Keg-Main-Group 1

P.O. No.: Batch 17

This report is for 36 Drill Core samples submitted to our lab in Whitehorse, YT, Canada on 28-JUN-2012.

The following have access to data associated with this certificate:

MATT DUMALA	JOAN MARIACHER	

SAMPLE PREPARATION

ALS CODE	DESCRIPTION
WEI-21	Received Sample Weight
LOG-22	Sample login - Rcd w/o BarCode
CRU-31	Fine crushing - 70%<2mm
CRU-QC	Crushing QC Test
SPL-21	Split sample - riffle splitter
PUL-QC	Pulverizing QC Test
PUL-31	Pulverize split to 85%<75 um
LOG-22d	Sample login - Rcd w/o BarCode dup
SPL-21d	Split sample - duplicate
PUL-31d	Pulverize Split - duplicate
LOG-23	Pulp Login - Rcvd with Barcode

ANALYTICAL PROCEDURES

ALS CODE	DESCRIPTION	INSTRUMENT
Au-AA24	Au 50g FA AA finish	AAS
ME-OG62	Ore Grade Elements - Four Acid	ICP-AES
Sn-XRF05	Sn-Trace Level XRF Analysis	XRF
ME-MS61	48 element four acid ICP-MS	
Zn-OG62	Ore Grade Zn - Four Acid	VARIABLE

To: **SILVER RANGE RESOURCES LTD.**
ATTN: JOAN MARIACHER
C/O ARCHER, CATHRO & ASSOCIATES (1981) LIMITED
1016-510 W HASTINGS ST
VANCOUVER BC V6B 1L8

This is the Final Report and supersedes any preliminary report with this certificate number. Results apply to samples as submitted. All pages of this report have been checked and approved for release.

***** See Appendix Page for comments regarding this certificate *****

Signature: 

Colin Ramshaw, Vancouver Laboratory Manager

ALS Canada Ltd.
2103 Dollarton Hwy
North Vancouver BC V7H 0A7
Phone: 604 984 0221 Fax: 604 984 0218 www.alsglobal.com

To: **SILVER RANGE RESOURCES LTD.**
C/O ARCHER, CATHRO & ASSOCIATES (1981) LIMITED
1016-510 W HASTINGS ST
VANCOUVER BC V6B 1L8

Finalized Date: 17-JUL-2012
Account: RANSIL

Project: Keg-Main-Group 1

CERTIFICATE OF ANALYSIS WH12150910

Sample Description	Method	WEI-21	Au-AA24	Sn-XRF05	ME-MS61	ME-MS61	ME-MS61	ME-MS61	ME-MS61	ME-MS61	ME-MS61	ME-MS61	ME-MS61	ME-MS61	ME-MS61	ME-MS61
	Analyte	Recvd Wt.	Au	Sn	Ag	Al	As	Ba	Be	Bi	Ca	Cd	Ce	Co	Cr	Cs
	Units	kg	ppm	ppm	ppm	%	ppm	ppm	ppm	ppm	%	ppm	ppm	ppm	ppm	ppm
	LOR	0.02	0.005	5	0.01	0.01	0.2	10	0.05	0.01	0.01	0.02	0.01	0.1	1	0.05
K284338		9.16	0.009	29	2.01	4.61	25.7	510	1.32	32.2	5.95	13.60	46.2	8.7	70	4.57
K284339		8.58	0.011	18	1.00	4.93	40.4	730	1.54	27.4	4.09	4.85	56.7	12.4	73	6.78
K284340		7.95	0.015	10	0.50	5.04	9.1	640	1.61	3.88	2.75	2.00	56.0	10.4	77	8.74
K284341		7.05	0.009	11	0.29	5.23	24.7	770	1.61	5.66	2.42	1.47	57.9	13.5	93	14.60
K284342		7.54	0.013	7	0.36	4.81	31.8	590	1.54	13.00	2.08	2.17	45.4	16.2	83	11.05
K284343		8.41	0.007	13	0.47	5.26	14.3	760	1.76	13.45	2.88	0.99	51.9	15.8	69	7.93
K284344		3.56	0.008	12	0.50	5.60	9.4	800	1.82	24.9	2.87	0.93	55.8	16.3	68	7.79
K284345		8.61	0.008	13	0.52	5.37	18.7	820	1.64	15.30	3.72	3.36	67.6	13.7	61	7.08
K284346		8.47	0.009	11	0.58	5.75	108.5	660	1.96	16.25	3.15	0.42	63.0	14.9	58	9.75
K284347		8.00	<0.005	10	0.39	6.05	124.5	710	1.91	6.80	2.59	1.21	64.2	14.4	62	11.20
K284348		8.59	<0.005	11	0.42	5.99	6.7	790	2.15	7.70	2.87	2.00	59.4	14.4	66	11.35
K284349		<0.02	<0.005	14	0.40	6.00	9.0	810	2.10	7.39	2.92	2.38	62.2	14.2	68	11.45
K284350		8.98	<0.005	12	0.54	4.94	33.5	690	1.74	9.55	3.40	2.86	49.6	10.7	61	6.04
K284351		8.26	0.008	9	0.36	4.97	55.3	700	1.62	4.26	2.33	3.64	49.0	13.5	84	7.94
K284352		8.22	0.015	15	0.37	5.11	14.4	520	1.74	9.15	3.45	1.16	57.3	11.4	72	7.68
K284353		8.65	0.020	23	0.63	4.69	22.1	570	1.47	23.0	5.55	8.60	49.1	9.4	81	3.72
K284354		0.19	0.014	272	23.1	4.20	1270	280	1.14	89.2	8.47	309	43.1	12.2	55	4.42
K284355		8.38	0.011	22	0.54	4.76	32.8	890	1.43	16.05	4.81	7.25	53.9	7.0	70	2.61
K284356		8.51	0.015	23	0.57	5.12	13.6	490	1.57	27.0	4.86	7.92	53.8	9.3	74	3.16
K284357		8.02	0.054	29	0.82	5.21	11.4	210	1.47	54.6	5.24	4.56	50.8	11.5	76	2.36
K284358		8.73	0.032	34	0.64	5.22	11.2	390	1.63	36.3	5.24	6.67	53.9	9.3	83	3.56
K284359		7.21	<0.005	<5	0.01	0.11	9	40	0.06	0.17	21.8	0.09	1.56	1.4	1	0.24
K284360		8.66	0.034	30	0.46	5.39	9.3	440	1.71	41.9	5.12	1.35	53.3	7.3	90	4.62
K284361		8.21	0.010	41	2.07	4.55	14.3	560	1.52	22.4	4.52	9.78	42.3	5.4	67	4.82
K284362		7.53	0.061	53	1.31	5.15	7.1	340	1.58	34.4	4.45	9.59	53.9	7.0	78	5.72
K284363		9.28	0.063	82	3.53	3.97	38.4	130	1.12	130.0	5.26	72.0	38.8	10.7	60	3.62
K284364		8.69	0.009	144	28.0	4.43	61.2	290	1.18	70.6	4.16	327	46.7	9.8	69	6.29
K284365		0.19	0.015	891	58.0	3.66	440	230	0.96	118.0	8.26	537	36.5	11.3	60	3.63
K284366		9.04	0.007	190	22.5	5.52	309	490	1.64	12.50	7.18	121.0	57.4	7.1	84	6.35
K284367		6.36	<0.005	393	29.8	5.29	25.0	290	1.41	65.4	8.70	237	56.5	10.5	74	6.89
K284368		4.21	0.006	367	24.4	5.39	72.5	330	1.58	287	9.80	133.0	53.6	8.4	63	25.1
K284369		4.98	<0.005	357	5.84	4.02	23.2	330	1.12	15.70	9.72	229	42.0	8.0	54	10.00
K284370		8.45	0.005	294	0.53	4.55	1035	480	1.46	2.28	9.13	12.70	40.9	4.6	60	3.64
K284371		5.05	<0.005	<5	0.03	0.09	<5	20	0.09	0.10	22.1	0.77	1.45	1.3	1	0.22
K284372		8.24	0.006	282	16.25	4.24	286	650	1.50	35.8	8.37	66.9	41.7	6.5	61	3.92
K284373		8.46	0.007	339	23.9	4.14	230	520	1.76	68.5	8.63	255	44.1	7.1	50	5.50

***** See Appendix Page for comments regarding this certificate *****

ALS Canada Ltd.
2103 Dollarton Hwy
North Vancouver BC V7H 0A7
Phone: 604 984 0221 Fax: 604 984 0218 www.alsglobal.com

To: **SILVER RANGE RESOURCES LTD.**
C/O ARCHER, CATHRO & ASSOCIATES (1981) LIMITED
1016-510 W HASTINGS ST
VANCOUVER BC V6B 1L8

Finalized Date: 17-JUL-2012
Account: RANSIL

Project: Keg-Main-Group 1

CERTIFICATE OF ANALYSIS WH12150910

Sample Description	Method	ME-MS61	ME-MS61	ME-MS61	ME-MS61	ME-MS61	ME-MS61	ME-MS61	ME-MS61	ME-MS61	ME-MS61	ME-MS61	ME-MS61	ME-MS61	ME-MS61	ME-MS61
	Analyte	Cu	Fe	Ga	Ge	Hf	In	K	La	Li	Mg	Mn	Mo	Na	Nb	Ni
	Units	ppm	%	ppm	ppm	ppm	ppm	%	ppm	ppm	%	ppm	ppm	%	ppm	ppm
	LOR	0.2	0.01	0.05	0.05	0.1	0.005	0.01	0.5	0.2	0.01	5	0.05	0.01	0.1	0.2
K284338		380	4.75	14.40	0.22	1.8	0.542	1.08	27.5	16.3	3.45	558	7.36	0.24	8.1	47.4
K284339		310	4.53	15.95	0.26	2.1	0.230	1.97	32.1	22.0	2.96	400	3.43	0.36	9.4	70.7
K284340		145.5	2.68	15.15	0.21	2.1	0.067	1.98	29.4	32.6	1.89	241	1.06	0.52	9.8	58.3
K284341		195.5	3.41	15.30	0.24	2.2	0.058	2.37	30.5	42.5	1.70	209	13.30	0.38	10.0	65.0
K284342		207	3.54	14.10	0.22	1.8	0.067	2.35	23.3	44.0	1.63	221	5.16	0.30	7.9	59.2
K284343		270	4.09	14.75	0.21	1.8	0.056	2.29	26.5	42.2	2.00	377	10.65	0.38	9.5	63.0
K284344		272	4.35	15.55	0.23	1.9	0.048	2.35	28.6	41.3	2.01	354	13.10	0.45	10.2	65.7
K284345		246	4.07	14.95	0.24	1.8	0.120	2.33	40.5	23.4	1.86	352	22.7	0.43	10.7	69.8
K284346		321	4.46	16.30	0.24	2.0	0.028	2.12	32.7	60.1	2.01	313	17.35	0.41	11.7	52.3
K284347		227	4.02	16.40	0.23	1.9	0.047	2.49	33.4	45.4	1.86	240	21.0	0.57	10.7	49.2
K284348		246	4.20	17.75	0.25	2.1	0.068	2.55	31.7	41.2	1.84	252	42.1	0.63	11.4	67.5
K284349		239	4.20	17.60	0.24	2.1	0.079	2.60	33.4	40.1	1.84	255	45.3	0.64	11.4	68.1
K284350		149.0	3.28	13.35	0.21	1.9	0.093	2.20	26.9	22.9	2.08	331	36.0	0.46	9.5	72.4
K284351		175.5	3.45	14.50	0.22	1.9	0.085	2.67	26.5	30.8	1.19	159	55.9	0.44	8.3	106.0
K284352		270	3.57	15.15	0.22	1.7	0.072	1.65	29.3	31.9	2.10	289	1.02	0.31	8.7	68.6
K284353		378	4.74	13.60	0.26	1.5	0.424	1.25	29.0	24.8	2.84	459	7.09	0.23	8.5	53.7
K284354		1910	6.03	12.10	0.35	1.1	22.8	1.48	23.0	30.7	2.16	2690	15.55	0.17	8.2	48.3
K284355		219	3.28	12.10	0.20	1.6	0.339	1.54	30.1	5.8	2.26	417	9.06	0.23	8.9	44.3
K284356		320	4.29	13.30	0.23	1.7	0.259	1.74	29.4	13.8	2.24	388	44.6	0.25	9.7	63.7
K284357		686	7.05	14.65	0.28	1.7	0.264	1.16	27.6	16.6	2.28	348	23.8	0.21	9.9	63.4
K284358		429	5.17	13.55	0.27	1.8	0.333	2.23	29.9	15.5	2.74	480	40.5	0.22	9.5	65.1
K284359		3.5	0.48	0.38	0.15	<0.1	0.006	0.04	0.8	1.3	13.15	190	0.19	0.01	0.4	<0.2
K284360		331	4.22	15.20	0.24	1.8	0.101	2.24	32.0	22.5	2.73	439	6.36	0.22	9.5	52.6
K284361		291	3.61	11.40	0.22	1.5	0.501	2.48	22.9	11.7	2.41	472	6.63	0.14	8.4	43.8
K284362		349	4.53	13.10	0.26	1.8	0.454	3.74	27.8	15.6	2.46	574	34.4	0.16	10.0	53.0
K284363		670	7.73	10.80	0.35	1.5	2.82	3.08	19.8	20.8	2.60	816	7.07	0.09	7.7	46.6
K284364		494	6.69	13.35	0.64	1.6	9.96	3.24	25.0	50.5	1.82	640	18.35	0.07	8.3	59.5
K284365		6990	6.80	10.55	0.51	1.0	17.30	1.23	20.7	55.2	2.27	2840	8.50	0.16	6.9	45.8
K284366		278	5.05	16.95	0.62	1.7	2.71	2.12	30.9	27.7	1.71	1210	7.08	0.16	9.8	44.9
K284367		2050	5.53	15.50	0.49	1.5	5.86	0.49	31.6	65.3	2.39	2390	38.9	0.18	9.4	57.8
K284368		1580	3.77	15.45	0.23	1.5	4.49	0.64	29.2	63.5	2.53	3540	11.95	0.30	9.0	60.2
K284369		885	4.65	12.70	0.22	1.2	7.37	0.68	24.1	52.5	3.24	4120	5.27	0.21	7.2	42.1
K284370		93.0	2.72	13.95	0.14	1.4	0.465	1.38	22.1	48.7	2.32	3200	11.15	0.16	8.0	43.3
K284371		5.0	0.46	0.37	0.16	<0.1	0.030	0.04	0.7	1.5	13.45	206	0.19	0.01	0.4	0.2
K284372		1910	3.07	11.70	0.19	1.3	2.31	1.48	23.0	55.7	2.34	3140	6.87	0.21	7.2	41.4
K284373		2260	3.44	11.60	0.22	1.2	6.18	1.72	24.0	47.7	2.15	3050	4.95	0.23	7.3	34.4

***** See Appendix Page for comments regarding this certificate *****

ALS Canada Ltd.
2103 Dollarton Hwy
North Vancouver BC V7H 0A7
Phone: 604 984 0221 Fax: 604 984 0218 www.alsglobal.com

To: **SILVER RANGE RESOURCES LTD.**
C/O ARCHER, CATHRO & ASSOCIATES (1981) LIMITED
1016-510 W HASTINGS ST
VANCOUVER BC V6B 1L8

Finalized Date: 17-JUL-2012
Account: RANSIL

Project: Keg-Main-Group 1

CERTIFICATE OF ANALYSIS WH12150910

Sample Description	Method	ME-MS61	ME-MS61	ME-MS61	ME-MS61	ME-MS61	ME-MS61	ME-MS61	ME-MS61	ME-MS61	ME-MS61	ME-MS61	ME-MS61	ME-MS61	ME-MS61	ME-MS61
	Analyte	P	Pb	Rb	Re	S	Sb	Sc	Se	Sn	Sr	Ta	Te	Th	Ti	Tl
	Units	ppm	ppm	ppm	ppm	%	ppm	ppm	ppm	ppm	ppm	ppm	ppm	ppm	%	ppm
	LOR	10	0.5	0.1	0.002	0.01	0.05	0.1	1	0.2	0.2	0.05	0.05	0.2	0.005	0.02
K284338		2000	90.9	60.5	0.013	2.57	4.68	8.5	19	23.0	247	0.57	0.35	6.3	0.261	0.67
K284339		1060	43.6	120.0	0.010	2.23	4.00	11.3	18	15.7	220	0.65	0.63	7.7	0.277	1.26
K284340		580	30.4	129.5	0.007	1.12	2.92	11.6	10	7.1	231	0.67	0.18	8.3	0.298	1.48
K284341		750	488	182.5	0.037	1.31	2.48	12.3	12	8.9	217	0.70	0.23	8.5	0.301	2.22
K284342		800	23.5	163.0	0.007	1.68	3.57	11.5	9	6.4	174.5	0.53	0.81	7.0	0.246	1.83
K284343		800	12.6	159.5	0.015	2.06	9.57	11.5	8	9.4	193.5	0.66	0.13	7.9	0.308	1.68
K284344		880	12.6	154.5	0.019	2.17	4.07	12.2	9	10.7	198.5	0.71	0.18	8.5	0.330	1.75
K284345		4630	14.7	144.5	0.030	2.18	2.10	11.3	9	10.8	248	0.69	0.20	8.0	0.323	1.54
K284346		1140	11.2	174.5	0.016	2.39	4.94	12.2	10	9.6	209	0.78	0.22	9.0	0.352	1.80
K284347		1470	12.0	178.0	0.014	1.98	2.27	12.3	8	8.4	227	0.76	0.10	9.1	0.348	2.24
K284348		1610	13.5	188.0	0.036	2.10	2.52	13.1	8	9.4	225	0.76	0.12	9.1	0.358	2.26
K284349		1940	13.8	190.0	0.040	2.12	2.55	12.7	8	9.5	234	0.78	0.13	9.2	0.357	2.33
K284350		1840	22.4	126.0	0.048	1.74	2.93	10.8	9	9.3	197.0	0.67	0.21	7.5	0.300	1.34
K284351		3320	11.6	154.5	0.077	1.79	2.08	11.9	11	5.5	199.5	0.59	0.15	7.1	0.271	1.66
K284352		690	9.5	112.5	0.005	1.85	1.71	12.6	10	11.4	186.5	0.66	0.18	8.2	0.303	1.35
K284353		2990	14.8	74.3	0.012	2.52	4.20	9.2	14	20.3	240	0.55	0.39	6.7	0.269	0.69
K284354		860	1530	72.8	0.018	2.94	7.78	6.9	53	223	166.0	0.54	0.46	6.5	0.263	0.63
K284355		2120	15.7	65.2	0.009	1.74	1.76	8.7	10	19.7	247	0.65	0.21	7.3	0.294	0.60
K284356		1870	14.8	76.9	0.029	2.32	1.87	9.6	13	18.0	249	0.70	0.42	8.2	0.317	0.75
K284357		2140	13.0	55.4	0.020	4.03	2.82	9.0	20	23.2	266	0.69	0.74	8.0	0.335	0.61
K284358		2840	14.3	104.5	0.032	2.91	3.99	9.8	17	25.4	244	0.69	0.56	7.5	0.317	1.04
K284359		200	1.5	1.8	<0.002	0.02	<0.05	0.4	1	0.2	49.5	<0.05	<0.05	<0.2	0.005	<0.02
K284360		3420	11.7	116.5	0.009	2.15	2.82	10.6	13	27.6	246	0.67	0.84	7.7	0.304	1.13
K284361		2330	70.7	116.5	0.010	1.83	3.28	8.9	10	36.9	338	0.58	0.23	6.5	0.274	1.07
K284362		2680	61.0	173.0	0.023	2.32	4.04	9.6	15	45.5	207	0.71	0.52	7.4	0.334	1.61
K284363		3370	130.5	149.5	0.008	4.45	12.30	7.0	37	63.6	89.4	0.56	1.41	6.3	0.275	1.51
K284364		2600	5940	196.0	0.012	4.77	26.8	7.8	138	108.0	97.4	0.58	0.80	6.8	0.281	1.74
K284365		1020	3240	63.8	0.012	4.48	8.38	6.7	95	>500	137.0	0.46	0.53	5.6	0.229	0.65
K284366		1430	7810	146.0	0.012	2.99	34.8	10.8	137	173.5	230	0.65	0.40	8.3	0.314	0.97
K284367		2210	8020	26.1	0.038	3.05	25.7	10.9	91	304	239	0.66	0.35	8.1	0.323	0.31
K284368		1850	950	32.1	0.021	1.20	15.30	10.0	23	315	218	0.72	0.45	8.4	0.315	0.38
K284369		1790	441	36.1	0.010	1.87	5.83	7.7	16	271	188.0	0.51	0.07	6.2	0.249	0.33
K284370		1350	23.2	78.1	0.015	0.44	5.27	7.9	6	286	195.0	0.58	<0.05	6.2	0.273	0.58
K284371		200	3.8	1.9	<0.002	0.02	0.05	0.3	1	1.1	50.4	<0.05	<0.05	<0.2	<0.005	<0.02
K284372		1470	574	79.7	0.011	0.92	8.66	7.7	16	252	191.5	0.53	0.13	5.8	0.243	0.68
K284373		1060	902	93.1	0.009	1.89	5.81	7.3	29	243	193.5	0.51	0.20	5.9	0.249	0.78

***** See Appendix Page for comments regarding this certificate *****

ALS Canada Ltd.
2103 Dollarton Hwy
North Vancouver BC V7H 0A7
Phone: 604 984 0221 Fax: 604 984 0218 www.alsglobal.com

To: **SILVER RANGE RESOURCES LTD.**
C/O ARCHER, CATHRO & ASSOCIATES (1981) LIMITED
1016-510 W HASTINGS ST
VANCOUVER BC V6B 1L8

Finalized Date: 17-JUL-2012
Account: RANSIL

Project: Keg-Main-Group 1

CERTIFICATE OF ANALYSIS WH12150910

Sample Description	Method	ME-MS61	ME-MS61	ME-MS61	ME-MS61	ME-MS61	ME-MS61	Zn-OG62
	Analyte	U	V	W	Y	Zn	Zr	Zn
	Units	ppm	ppm	ppm	ppm	ppm	ppm	%
	LOR	0.1	1	0.1	0.1	2	0.5	0.001
K284338		2.8	157	20.1	29.3	647	63.4	
K284339		2.7	119	20.7	33.3	243	75.9	
K284340		2.1	91	3.4	29.9	103	75.1	
K284341		4.2	250	2.0	31.1	116	83.1	
K284342		2.7	125	2.7	23.3	144	68.4	
K284343		4.4	141	3.6	30.9	84	72.4	
K284344		5.2	163	3.6	31.9	83	75.8	
K284345		8.7	212	3.2	52.2	239	82.6	
K284346		6.5	181	5.5	35.3	53	81.5	
K284347		5.6	220	2.3	31.8	107	73.9	
K284348		12.5	318	16.4	40.7	141	94.2	
K284349		14.3	343	16.1	43.1	164	93.8	
K284350		10.3	466	2.1	33.9	175	84.4	
K284351		9.8	683	2.0	29.3	334	83.3	
K284352		2.7	88	5.8	33.5	96	66.3	
K284353		3.6	131	14.9	36.6	455	62.8	
K284354		3.6	111	5.5	24.1	>10000	38.1	1.380
K284355		3.6	139	5.4	32.9	388	58.3	
K284356		6.4	400	31.4	33.7	493	64.4	
K284357		4.6	229	18.3	34.4	258	62.3	
K284358		6.9	293	28.7	38.3	364	65.3	
K284359		0.7	3	0.2	1.1	19	0.7	
K284360		3.9	154	22.0	42.2	96	66.6	
K284361		3.7	133	4.1	33.2	481	57.1	
K284362		5.9	295	2.6	36.0	495	67.2	
K284363		4.0	130	8.9	31.1	4210	53.7	
K284364		4.5	218	6.1	30.9	>10000	59.5	2.05
K284365		3.4	81	11.0	22.0	>10000	34.2	2.62
K284366		3.8	180	6.0	36.9	6920	66.4	
K284367		6.0	355	7.5	34.5	>10000	56.0	1.455
K284368		5.6	190	5.3	29.8	7660	49.1	
K284369		3.1	109	11.4	25.8	>10000	42.9	1.385
K284370		3.5	179	1.4	25.4	849	47.5	
K284371		0.7	3	0.1	1.1	65	0.5	
K284372		3.2	136	2.3	26.0	3850	47.2	
K284373		3.0	109	2.3	25.0	>10000	44.0	1.420

***** See Appendix Page for comments regarding this certificate *****

ALS Canada Ltd.
2103 Dollarton Hwy
North Vancouver BC V7H 0A7
Phone: 604 984 0221 Fax: 604 984 0218 www.alsglobal.com

To: **SILVER RANGE RESOURCES LTD.**
C/O ARCHER, CATHRO & ASSOCIATES (1981) LIMITED
1016-510 W HASTINGS ST
VANCOUVER BC V6B 1L8

Finalized Date: 17-JUL-2012
Account: RANSIL

Project: Keg-Main-Group 1

CERTIFICATE OF ANALYSIS WH12150910

Method	CERTIFICATE COMMENTS
ME-MS61	Interference: Ca>10% on ICP-MS As, ICP-AES results shown.
ME-MS61	REE's may not be totally soluble in this method.

ALS Canada Ltd.

2103 Dollarton Hwy
North Vancouver BC V7H 0A7
Phone: 604 984 0221 Fax: 604 984 0218 www.alsglobal.com

To: **SILVER RANGE RESOURCES LTD.**
C/O ARCHER, CATHRO & ASSOCIATES (1981) LIMITED
1016-510 W HASTINGS ST
VANCOUVER BC V6B 1L8

Finalized Date: 18-JUL-2012
Account: RANSIL

CERTIFICATE WH12150911

Project: Keg-Main-Group 1

P.O. No.: Batch 18

This report is for 36 Drill Core samples submitted to our lab in Whitehorse, YT, Canada on 28-JUN-2012.

The following have access to data associated with this certificate:

MATT DUMALA	JOAN MARIACHER	

SAMPLE PREPARATION

ALS CODE	DESCRIPTION
WEI-21	Received Sample Weight
LOG-22	Sample login - Rcd w/o BarCode
CRU-31	Fine crushing - 70%<2mm
CRU-QC	Crushing QC Test
SPL-21	Split sample - riffle splitter
PUL-QC	Pulverizing QC Test
PUL-31	Pulverize split to 85%<75 um
LOG-22d	Sample login - Rcd w/o BarCode dup
SPL-21d	Split sample - duplicate
PUL-31d	Pulverize Split - duplicate
LOG-23	Pulp Login - Rcvd with Barcode

ANALYTICAL PROCEDURES

ALS CODE	DESCRIPTION	INSTRUMENT
Au-AA24	Au 50g FA AA finish	AAS
Sn-XRF05	Sn-Trace Level XRF Analysis	XRF
ME-MS61	48 element four acid ICP-MS	

To: **SILVER RANGE RESOURCES LTD.**
ATTN: JOAN MARIACHER
C/O ARCHER, CATHRO & ASSOCIATES (1981) LIMITED
1016-510 W HASTINGS ST
VANCOUVER BC V6B 1L8

This is the Final Report and supersedes any preliminary report with this certificate number. Results apply to samples as submitted. All pages of this report have been checked and approved for release.

***** See Appendix Page for comments regarding this certificate *****

Signature: 

Colin Ramshaw, Vancouver Laboratory Manager

ALS Canada Ltd.
2103 Dollarton Hwy
North Vancouver BC V7H 0A7
Phone: 604 984 0221 Fax: 604 984 0218 www.alsglobal.com

To: **SILVER RANGE RESOURCES LTD.**
C/O ARCHER, CATHRO & ASSOCIATES (1981) LIMITED
1016-510 W HASTINGS ST
VANCOUVER BC V6B 1L8

Finalized Date: 18-JUL-2012
Account: RANSIL

Project: Keg-Main-Group 1

CERTIFICATE OF ANALYSIS WH12150911

Sample Description	Method	WEI-21	Au-AA24	Sn-XRF05	ME-MS61	ME-MS61	ME-MS61	ME-MS61	ME-MS61	ME-MS61	ME-MS61	ME-MS61	ME-MS61	ME-MS61	ME-MS61	ME-MS61
	Analyte	Recvd Wt.	Au	Sn	Ag	Al	As	Ba	Be	Bi	Ca	Cd	Ce	Co	Cr	Cs
	Units	kg	ppm	ppm	ppm	%	ppm	ppm	ppm	ppm	%	ppm	ppm	ppm	ppm	ppm
	LOR	0.02	0.005	5	0.01	0.01	0.2	10	0.05	0.01	0.01	0.02	0.01	0.1	1	0.05
K286189		8.73	<0.005	9	0.31	6.21	11.1	860	1.71	3.92	3.06	6.14	53.1	14.2	57	10.90
K286190		9.10	<0.005	9	0.33	6.16	14.1	970	2.04	3.18	3.10	0.75	60.0	13.4	67	9.31
K286191		8.77	<0.005	9	0.37	6.02	15.0	900	2.02	2.61	3.49	0.75	59.8	13.3	60	9.45
K286192		0.20	<0.005	168	13.90	4.51	146.5	1320	1.31	45.5	8.15	55.9	47.3	6.4	67	5.21
K286193		7.67	<0.005	10	0.31	6.12	25.6	1080	2.06	4.06	4.20	1.07	59.9	12.2	59	9.22
K286194		7.61	<0.005	7	0.35	6.38	28.7	1270	1.74	5.63	2.55	0.15	62.7	16.3	55	13.65
K286195		8.08	<0.005	7	0.31	6.55	19.9	1110	1.91	4.94	2.12	0.26	66.1	15.7	64	13.90
K286196		6.01	<0.005	<5	0.01	0.10	<5	30	0.07	0.04	21.5	0.08	1.64	1.1	1	0.22
K286197		8.08	<0.005	<5	0.22	6.48	11.7	1460	1.86	2.02	2.47	0.67	68.8	12.2	74	15.40
K286198		7.82	<0.005	8	0.28	6.41	15.7	1130	1.94	2.78	2.43	1.46	66.6	14.5	72	15.80
K286199		8.09	<0.005	<5	0.25	6.65	15.4	910	1.94	2.82	2.24	0.53	66.6	13.3	66	15.85
K286200		3.11	<0.005	8	0.25	6.48	14.7	920	1.84	2.39	2.16	0.47	65.8	13.5	62	15.70
K286201		8.25	<0.005	8	0.17	6.52	12.8	1000	1.86	1.90	2.27	1.36	62.7	11.0	78	16.10
K286202		8.08	<0.005	<5	0.24	6.53	11.7	1430	1.93	2.72	2.25	0.70	67.8	12.8	74	14.90
K286203		7.86	<0.005	7	0.32	6.41	14.5	1100	1.88	3.52	2.15	0.16	61.7	14.9	68	14.80
K286204		8.00	<0.005	<5	0.30	6.47	8.5	920	1.96	4.14	3.18	2.45	72.0	15.0	74	13.50
K286205		5.09	<0.005	<5	0.03	0.10	<5	30	0.07	1.28	22.3	0.07	1.79	1.2	1	0.29
K286206		8.30	<0.005	<5	0.27	6.65	18.1	790	1.83	3.48	2.66	0.83	70.0	14.3	72	14.80
K286207		7.65	<0.005	7	0.25	6.71	9.9	710	2.07	2.70	2.70	1.13	67.6	13.6	66	14.60
K286208		7.92	<0.005	5	0.38	6.52	3.3	1120	1.92	4.47	1.98	0.04	65.9	19.5	55	14.50
K286209		<0.02	<0.005	6	0.35	6.64	2.2	1110	2.10	4.53	2.03	0.05	67.8	19.4	57	14.60
K286210		8.29	<0.005	7	0.25	6.45	0.8	1370	1.75	4.33	2.13	0.10	56.3	16.1	59	13.50
K286211		8.36	<0.005	10	0.27	6.59	0.2	1440	1.77	10.00	2.27	0.05	60.4	15.9	60	14.10
K286212		7.65	<0.005	6	0.26	6.42	1.6	1520	1.93	3.81	2.33	0.66	62.4	15.4	70	15.05
K286213		7.92	<0.005	10	0.37	6.48	17.7	1510	1.87	4.23	4.92	1.25	70.9	14.7	67	9.39
K286214		8.75	<0.005	13	0.29	6.48	4.7	1250	1.89	6.85	4.91	0.87	70.0	12.6	66	9.60
K286215		8.15	0.006	14	0.40	6.28	7.1	1100	1.67	8.75	5.13	1.22	67.8	13.4	57	7.41
K286216		0.20	0.005	170	14.35	4.46	142.5	1480	1.07	54.2	8.21	61.1	51.3	6.1	63	6.05
K286217		8.18	<0.005	10	0.30	6.78	12.2	1180	1.91	5.14	5.12	1.01	70.4	12.6	64	9.03
K286218		8.15	<0.005	8	0.24	6.79	4.8	1310	1.98	3.17	3.17	0.64	71.3	13.1	75	13.35
K286219		7.77	<0.005	8	0.25	6.01	9.0	940	1.90	3.15	3.23	1.43	58.0	13.4	63	10.15
K286220		8.40	<0.005	11	0.24	6.08	15.1	870	2.07	3.99	3.83	1.58	60.0	13.1	61	8.44
K286221		7.77	<0.005	11	0.27	5.95	3.2	1020	1.88	5.00	2.76	3.40	58.1	15.1	54	12.70
K286222		8.22	<0.005	8	0.29	5.80	5.5	1060	1.88	3.92	3.52	1.53	52.5	14.4	63	9.44
K286223		8.35	<0.005	13	0.29	6.05	6.1	1010	1.95	5.02	4.11	0.65	55.8	14.0	65	9.71
K286224		7.80	<0.005	9	0.23	6.48	3.0	1350	2.26	2.56	3.16	0.48	58.2	13.1	72	14.30

***** See Appendix Page for comments regarding this certificate *****

ALS Canada Ltd.
2103 Dollarton Hwy
North Vancouver BC V7H 0A7
Phone: 604 984 0221 Fax: 604 984 0218 www.alsglobal.com

To: **SILVER RANGE RESOURCES LTD.**
C/O ARCHER, CATHRO & ASSOCIATES (1981) LIMITED
1016-510 W HASTINGS ST
VANCOUVER BC V6B 1L8

Finalized Date: 18-JUL-2012
Account: RANSIL

Project: Keg-Main-Group 1

CERTIFICATE OF ANALYSIS WH12150911

Sample Description	Method	ME-MS61	ME-MS61	ME-MS61	ME-MS61	ME-MS61	ME-MS61	ME-MS61	ME-MS61	ME-MS61	ME-MS61	ME-MS61	ME-MS61	ME-MS61	ME-MS61	ME-MS61
	Analyte	Cu	Fe	Ga	Ge	Hf	In	K	La	Li	Mg	Mn	Mo	Na	Nb	Ni
	Units	ppm	%	ppm	ppm	ppm	ppm	%	ppm	ppm	%	ppm	ppm	%	ppm	ppm
	LOR	0.2	0.01	0.05	0.05	0.1	0.005	0.01	0.5	0.2	0.01	5	0.05	0.01	0.1	0.2
K286189		251	3.62	17.65	0.26	2.2	0.120	2.60	29.1	22.2	1.95	252	44.4	0.60	11.7	53.7
K286190		246	3.76	16.65	0.22	1.9	0.037	2.85	31.1	22.1	1.98	266	28.2	0.69	11.0	49.8
K286191		271	3.87	16.10	0.21	1.9	0.036	2.44	32.6	24.4	2.16	301	12.55	0.71	10.5	45.2
K286192		765	3.51	11.60	0.23	1.4	2.31	1.92	25.1	39.0	2.23	1740	14.05	0.23	8.7	47.4
K286193		263	3.55	15.10	0.21	1.9	0.053	2.67	32.7	26.4	2.32	353	8.41	0.32	10.5	39.1
K286194		315	4.24	14.65	0.15	2.3	0.011	3.29	31.2	31.1	1.55	124	57.4	0.60	10.8	64.6
K286195		238	3.82	15.60	0.15	2.3	0.016	3.55	33.4	29.8	1.46	119	150.0	0.66	11.9	69.4
K286196		2.4	0.45	0.28	0.06	<0.1	0.005	0.04	0.8	1.2	12.95	194	0.31	0.01	0.3	1.7
K286197		190.5	3.10	15.25	0.13	2.3	0.025	3.35	36.6	30.4	1.61	178	57.8	0.67	11.7	53.1
K286198		284	3.71	15.35	0.16	2.3	0.041	3.13	34.8	30.4	1.72	184	83.8	0.67	11.5	64.1
K286199		195.0	3.52	16.45	0.15	2.3	0.022	3.27	33.8	31.7	1.68	171	75.4	0.81	11.7	57.6
K286200		198.5	3.46	15.55	0.14	2.3	0.019	3.22	33.9	30.7	1.63	170	60.2	0.78	11.5	53.9
K286201		166.5	3.02	14.80	0.16	2.2	0.037	3.17	33.0	33.3	1.69	194	17.40	0.75	11.3	46.6
K286202		174.5	3.19	15.10	0.16	2.3	0.026	3.37	36.0	31.6	1.56	162	102.0	0.78	12.0	60.9
K286203		286	3.92	15.05	0.14	2.3	0.014	3.35	31.8	33.1	1.55	135	74.9	0.71	11.1	63.2
K286204		320	4.02	16.00	0.17	2.3	0.095	2.96	38.4	27.3	2.25	303	45.7	0.70	12.4	57.3
K286205		4.4	0.49	0.25	0.05	<0.1	<0.005	0.04	0.8	1.2	13.45	205	0.38	0.01	0.3	1.8
K286206		200	3.72	16.15	0.16	2.4	0.029	2.85	37.0	33.7	1.88	230	43.6	0.88	12.6	57.2
K286207		189.5	3.64	16.10	0.15	2.3	0.032	2.91	35.1	30.0	1.87	187	57.3	1.01	12.0	55.0
K286208		330	4.69	17.25	0.17	2.4	0.007	3.35	32.4	33.4	1.54	97	103.0	0.76	11.1	76.6
K286209		329	4.77	17.20	0.17	2.6	0.008	3.42	33.2	33.1	1.57	100	107.0	0.78	11.5	75.9
K286210		278	3.87	15.60	0.15	2.3	0.010	3.24	28.0	28.5	1.46	92	40.2	0.72	11.1	64.5
K286211		311	4.00	15.60	0.17	2.2	0.005	3.58	30.3	27.2	1.55	96	123.5	0.59	11.3	72.9
K286212		268	3.74	15.45	0.16	2.3	0.021	3.47	32.0	31.3	1.63	135	94.6	0.52	11.8	71.1
K286213		454	4.71	15.20	0.16	2.3	0.073	2.46	40.1	20.3	3.27	538	6.12	0.49	12.6	46.1
K286214		364	4.18	15.60	0.18	2.2	0.072	2.43	38.7	17.7	3.04	544	2.28	0.49	13.1	38.0
K286215		521	4.58	14.70	0.16	2.2	0.090	2.27	36.8	14.8	3.24	621	5.94	0.47	12.6	38.0
K286216		769	3.57	10.30	0.16	1.5	2.51	1.93	27.6	35.3	2.22	1780	14.00	0.24	9.0	47.6
K286217		333	4.03	15.80	0.16	2.3	0.063	2.72	38.2	16.8	3.00	598	4.33	0.56	13.3	39.7
K286218		256	3.57	15.95	0.17	2.4	0.030	3.07	38.3	30.3	2.10	299	53.0	0.66	12.7	51.9
K286219		220	3.36	16.40	0.20	2.2	0.043	2.51	30.3	27.5	2.00	321	32.3	0.65	11.6	46.2
K286220		260	3.40	17.30	0.20	2.2	0.063	2.67	32.4	21.2	2.39	453	15.75	0.60	12.3	42.3
K286221		343	3.72	16.75	0.22	2.2	0.065	2.87	30.3	32.2	1.82	229	70.3	0.48	11.6	68.7
K286222		294	3.59	14.90	0.13	2.0	0.048	2.49	29.8	22.2	2.15	376	29.5	0.55	11.0	49.6
K286223		401	3.88	14.90	0.16	2.0	0.050	2.60	31.1	23.7	2.61	487	24.7	0.42	11.6	42.6
K286224		267	3.49	16.10	0.15	2.2	0.034	3.03	32.8	30.8	2.17	368	1.90	0.56	12.6	38.7

***** See Appendix Page for comments regarding this certificate *****

ALS Canada Ltd.
2103 Dollarton Hwy
North Vancouver BC V7H 0A7
Phone: 604 984 0221 Fax: 604 984 0218 www.alsglobal.com

To: **SILVER RANGE RESOURCES LTD.**
C/O ARCHER, CATHRO & ASSOCIATES (1981) LIMITED
1016-510 W HASTINGS ST
VANCOUVER BC V6B 1L8

Finalized Date: 18-JUL-2012
Account: RANSIL

Project: Keg-Main-Group 1

CERTIFICATE OF ANALYSIS WH12150911

Sample Description	Method	ME-MS61	ME-MS61	ME-MS61	ME-MS61	ME-MS61	ME-MS61	ME-MS61	ME-MS61	ME-MS61	ME-MS61	ME-MS61	ME-MS61	ME-MS61	ME-MS61	ME-MS61
	Analyte	P	Pb	Rb	Re	S	Sb	Sc	Se	Sn	Sr	Ta	Te	Th	Ti	Tl
	Units	ppm	ppm	ppm	ppm	%	ppm	ppm	ppm	ppm	ppm	ppm	ppm	ppm	%	ppm
	LOR	10	0.5	0.1	0.002	0.01	0.05	0.1	1	0.2	0.2	0.05	0.05	0.2	0.005	0.02
K286189		1820	8.8	160.5	0.031	1.83	0.71	11.8	10	5.8	242	0.80	0.08	8.7	0.344	2.05
K286190		1570	8.7	168.0	0.021	1.81	0.84	12.1	8	6.1	215	0.79	0.07	9.1	0.361	1.92
K286191		2060	7.4	154.5	0.010	1.89	1.50	11.9	7	5.3	190.5	0.76	0.06	8.8	0.344	1.77
K286192		1150	1030	96.3	0.016	1.04	7.47	8.3	25	135.5	211	0.61	0.21	7.0	0.286	0.87
K286193		1790	7.8	157.0	0.007	1.59	3.26	11.7	7	5.9	371	0.77	0.07	8.8	0.349	1.71
K286194		1200	11.1	194.0	0.019	1.98	3.21	12.5	6	3.0	240	0.77	0.11	9.5	0.327	2.40
K286195		1140	10.1	201	0.038	1.84	0.89	12.5	7	3.6	281	0.84	0.10	9.6	0.348	2.42
K286196		220	1.8	1.8	<0.002	0.01	<0.05	0.3	1	<0.2	48.3	<0.05	<0.05	<0.2	<0.005	<0.02
K286197		1510	10.4	186.5	0.047	1.28	1.13	12.2	6	3.3	250	0.85	0.05	9.9	0.351	2.33
K286198		1450	8.8	199.5	0.052	1.71	0.68	12.0	7	3.7	307	0.85	0.07	9.8	0.348	2.47
K286199		1440	9.6	192.5	0.033	1.57	0.82	12.6	6	3.1	258	0.83	0.08	9.8	0.354	2.43
K286200		1310	9.3	191.0	0.021	1.58	0.76	12.1	6	3.2	277	0.82	0.06	9.8	0.344	2.37
K286201		1640	9.7	192.5	0.018	1.20	0.83	11.8	6	3.7	198.0	0.81	<0.05	9.4	0.355	2.38
K286202		1500	9.6	192.5	0.046	1.39	1.18	12.1	7	3.3	237	0.85	0.06	9.9	0.356	2.45
K286203		1290	10.3	198.0	0.033	1.85	1.63	12.0	7	3.1	216	0.81	0.08	9.4	0.335	2.45
K286204		1820	10.1	170.0	0.034	1.71	0.93	12.3	9	5.1	274	0.89	0.08	10.1	0.366	2.14
K286205		230	2.8	1.9	<0.002	0.01	<0.05	0.3	1	<0.2	49.9	<0.05	<0.05	0.2	<0.005	<0.02
K286206		1680	9.0	177.5	0.033	1.66	0.83	12.3	8	3.6	224	0.91	0.07	10.1	0.375	2.26
K286207		1950	10.6	175.5	0.023	1.64	0.65	12.4	6	3.3	207	0.85	0.08	10.0	0.359	2.32
K286208		1010	12.3	208	0.023	2.20	0.53	12.9	7	2.8	251	0.77	0.10	10.0	0.317	2.58
K286209		1050	11.2	212	0.026	2.29	0.54	13.0	7	2.8	247	0.81	0.12	10.2	0.327	2.64
K286210		930	8.7	211	0.019	1.76	0.41	12.1	6	4.9	269	0.78	0.08	9.3	0.331	2.44
K286211		990	10.1	225	0.035	1.78	0.43	12.0	7	5.3	308	0.77	0.21	9.4	0.341	2.50
K286212		1330	9.1	213	0.048	1.60	0.85	12.3	7	4.2	265	0.83	0.08	9.4	0.345	2.42
K286213		2070	9.0	133.5	0.013	2.11	1.35	11.7	11	9.4	286	0.93	0.08	9.5	0.379	1.51
K286214		1930	8.7	133.0	0.008	1.72	0.92	11.5	9	9.7	276	0.94	0.14	9.7	0.385	1.50
K286215		1710	9.7	113.0	0.007	2.06	0.94	11.2	11	10.0	291	0.90	0.23	9.6	0.376	1.26
K286216		1130	1050	89.6	0.017	1.04	8.27	7.5	25	141.0	210	0.65	0.23	6.9	0.279	0.89
K286217		1770	10.0	136.0	0.011	1.78	1.01	11.9	8	8.7	303	0.95	0.10	10.2	0.394	1.55
K286218		1680	11.0	179.0	0.033	1.54	0.74	12.3	7	6.1	238	0.91	0.05	10.1	0.383	2.12
K286219		1840	9.5	141.5	0.015	1.59	1.01	11.7	8	5.1	269	0.82	0.07	8.0	0.355	1.71
K286220		1790	7.7	145.5	0.014	1.57	0.93	12.3	10	6.5	275	0.83	0.10	8.0	0.365	1.45
K286221		1950	7.8	197.5	0.039	1.76	0.62	12.3	13	6.7	254	0.81	0.13	7.7	0.358	2.14
K286222		1740	11.3	136.5	0.016	1.59	1.09	11.6	6	5.7	219	0.80	0.06	9.2	0.334	1.72
K286223		1560	7.6	145.0	0.020	1.55	0.92	11.2	9	7.0	252	0.83	0.10	8.9	0.361	1.75
K286224		1650	8.3	190.0	0.008	1.27	0.62	12.3	6	6.4	231	0.94	0.05	10.0	0.391	2.39

***** See Appendix Page for comments regarding this certificate *****

ALS Canada Ltd.
2103 Dollarton Hwy
North Vancouver BC V7H 0A7
Phone: 604 984 0221 Fax: 604 984 0218 www.alsglobal.com

To: **SILVER RANGE RESOURCES LTD.**
C/O ARCHER, CATHRO & ASSOCIATES (1981) LIMITED
1016-510 W HASTINGS ST
VANCOUVER BC V6B 1L8

Finalized Date: 18-JUL-2012
Account: RANSIL

Project: Keg-Main-Group 1

CERTIFICATE OF ANALYSIS WH12150911

Sample Description	Method	ME-MS61	ME-MS61	ME-MS61	ME-MS61	ME-MS61	ME-MS61
	Analyte	U	V	W	Y	Zn	Zr
	Units	ppm	ppm	ppm	ppm	ppm	ppm
	LOR	0.1	1	0.1	0.1	2	0.5
K286189		8.6	387	1.7	34.1	421	83.2
K286190		6.6	314	1.5	30.5	81	73.0
K286191		5.2	201	1.4	32.2	82	69.3
K286192		3.7	137	2.5	28.0	3220	50.8
K286193		4.4	178	1.4	32.3	101	67.3
K286194		12.8	217	1.2	22.4	38	80.0
K286195		14.7	317	2.4	27.4	45	82.3
K286196		0.8	3	<0.1	0.9	17	<0.5
K286197		7.2	370	1.6	27.7	85	79.5
K286198		8.9	388	1.6	26.7	145	78.9
K286199		9.6	322	1.2	25.6	76	81.3
K286200		8.6	265	1.1	25.5	71	81.3
K286201		5.4	282	1.1	27.1	154	76.5
K286202		9.8	368	2.3	28.9	89	84.8
K286203		10.7	299	1.2	24.1	44	80.4
K286204		6.7	326	1.2	33.5	187	81.2
K286205		0.9	3	<0.1	1.0	18	0.6
K286206		7.8	337	1.2	32.3	103	85.6
K286207		9.2	308	1.2	27.1	119	83.5
K286208		15.5	238	1.6	21.6	30	88.5
K286209		16.1	245	1.7	22.1	30	90.9
K286210		11.2	231	1.4	22.0	32	85.6
K286211		15.3	286	1.9	23.3	32	83.0
K286212		10.7	399	1.9	27.3	87	81.4
K286213		4.6	224	1.2	36.1	125	77.4
K286214		3.9	213	2.0	35.0	96	78.0
K286215		4.0	204	1.4	33.5	112	74.8
K286216		3.8	137	2.5	26.8	3240	52.6
K286217		4.2	238	1.2	34.4	110	80.4
K286218		7.1	313	1.3	32.3	91	81.0
K286219		5.8	228	1.4	29.5	129	76.7
K286220		4.4	238	1.3	34.6	132	79.0
K286221		11.8	509	1.6	37.3	276	84.0
K286222		6.6	239	1.6	29.2	120	70.5
K286223		4.9	250	1.5	29.1	88	67.8
K286224		3.6	208	1.4	29.8	84	74.3

***** See Appendix Page for comments regarding this certificate *****

ALS Canada Ltd.
2103 Dollarton Hwy
North Vancouver BC V7H 0A7
Phone: 604 984 0221 Fax: 604 984 0218 www.alsglobal.com

To: **SILVER RANGE RESOURCES LTD.**
C/O ARCHER, CATHRO & ASSOCIATES (1981) LIMITED
1016-510 W HASTINGS ST
VANCOUVER BC V6B 1L8

Project: Keg-Main-Group 1

Finalized Date: 18-JUL-2012
Account: RANSIL

CERTIFICATE OF ANALYSIS WH12150911

Method	CERTIFICATE COMMENTS
ME-MS61	Interference: Ca>10% on ICP-MS As, ICP-AES results shown.
ME-MS61	REE's may not be totally soluble in this method.

ALS Canada Ltd.

2103 Dollarton Hwy
North Vancouver BC V7H 0A7
Phone: 604 984 0221 Fax: 604 984 0218 www.alsglobal.com

To: **SILVER RANGE RESOURCES LTD.**
C/O ARCHER, CATHRO & ASSOCIATES (1981) LIMITED
1016-510 W HASTINGS ST
VANCOUVER BC V6B 1L8

Finalized Date: 17-JUL-2012
Account: RANSIL

CERTIFICATE WH12150912

Project: Keg-Main-Group 1

P.O. No.: Batch 19

This report is for 36 Drill Core samples submitted to our lab in Whitehorse, YT, Canada on 28-JUN-2012.

The following have access to data associated with this certificate:

MATT DUMALA	JOAN MARIACHER	

SAMPLE PREPARATION

ALS CODE	DESCRIPTION
WEI-21	Received Sample Weight
LOG-22	Sample login - Rcd w/o BarCode
CRU-31	Fine crushing - 70%<2mm
CRU-QC	Crushing QC Test
SPL-21	Split sample - riffle splitter
PUL-QC	Pulverizing QC Test
PUL-31	Pulverize split to 85%<75 um
LOG-22d	Sample login - Rcd w/o BarCode dup
SPL-21d	Split sample - duplicate
PUL-31d	Pulverize Split - duplicate
LOG-23	Pulp Login - Rcvd with Barcode

ANALYTICAL PROCEDURES

ALS CODE	DESCRIPTION	INSTRUMENT
Au-AA24	Au 50g FA AA finish	AAS
ME-OG62	Ore Grade Elements - Four Acid	ICP-AES
Sn-XRF05	Sn-Trace Level XRF Analysis	XRF
ME-MS61	48 element four acid ICP-MS	
Zn-OG62	Ore Grade Zn - Four Acid	VARIABLE

To: **SILVER RANGE RESOURCES LTD.**
ATTN: JOAN MARIACHER
C/O ARCHER, CATHRO & ASSOCIATES (1981) LIMITED
1016-510 W HASTINGS ST
VANCOUVER BC V6B 1L8

This is the Final Report and supersedes any preliminary report with this certificate number. Results apply to samples as submitted. All pages of this report have been checked and approved for release.

***** See Appendix Page for comments regarding this certificate *****

Signature: 

Colin Ramshaw, Vancouver Laboratory Manager

ALS Canada Ltd.
2103 Dollarton Hwy
North Vancouver BC V7H 0A7
Phone: 604 984 0221 Fax: 604 984 0218 www.alsglobal.com

To: **SILVER RANGE RESOURCES LTD.**
C/O ARCHER, CATHRO & ASSOCIATES (1981) LIMITED
1016-510 W HASTINGS ST
VANCOUVER BC V6B 1L8

Finalized Date: 17-JUL-2012
Account: RANSIL

Project: Keg-Main-Group 1

CERTIFICATE OF ANALYSIS WH12150912

Sample Description	Method	WEI-21	Au-AA24	Sn-XRF05	ME-MS61	ME-MS61	ME-MS61	ME-MS61	ME-MS61	ME-MS61	ME-MS61	ME-MS61	ME-MS61	ME-MS61	ME-MS61	ME-MS61
	Analyte	Recvd Wt.	Au	Sn	Ag	Al	As	Ba	Be	Bi	Ca	Cd	Ce	Co	Cr	Cs
	Units	kg	ppm	ppm	ppm	%	ppm	ppm	ppm	ppm	%	ppm	ppm	ppm	ppm	ppm
	LOR	0.02	0.005	5	0.01	0.01	0.2	10	0.05	0.01	0.01	0.02	0.01	0.1	1	0.05
K284374		7.86	<0.005	210	7.37	3.88	60.2	560	0.98	16.05	6.58	48.0	35.0	6.4	56	3.09
K284375		8.24	<0.005	277	6.05	3.90	190.0	440	0.86	10.60	7.75	304	41.3	9.4	44	3.01
K284376		5.88	<0.005	246	5.05	4.21	303	380	0.79	12.60	8.54	98.6	48.1	6.0	42	2.76
K284377		5.66	<0.005	19	0.31	5.42	13.4	760	1.15	0.35	5.86	2.36	69.3	6.8	63	5.82
K284378		7.28	<0.005	<5	<0.01	0.09	6	20	0.08	0.02	20.4	0.11	1.08	1.3	2	0.32
K284379		6.25	<0.005	8	0.42	5.80	13.6	690	1.66	0.52	4.69	0.32	52.5	9.5	76	6.37
K284380		5.68	<0.005	27	0.54	4.62	35.7	650	1.36	0.51	6.00	0.44	55.2	7.1	59	11.80
K284381		7.53	0.009	158	34.0	4.59	68.8	650	1.21	104.5	6.76	42.8	44.8	8.3	68	7.56
K284382		8.05	<0.005	45	0.71	4.71	25.2	570	1.31	3.16	7.50	1.81	44.7	8.5	71	8.08
K284383		7.21	<0.005	178	2.92	4.28	186.0	480	1.17	42.2	9.31	58.5	44.1	9.1	67	6.65
K284384		3.52	<0.005	154	3.50	4.45	84.5	460	1.33	60.6	8.80	42.7	43.7	9.8	65	6.90
K284385		8.80	0.005	30	0.58	5.60	54.7	840	1.69	5.76	6.76	4.09	63.0	10.0	77	8.13
K284386		8.28	<0.005	186	6.54	4.23	365	640	1.25	83.8	8.31	51.4	45.8	7.0	49	5.58
K284387		7.50	0.006	473	19.00	4.08	142.5	580	0.97	242	8.85	180.0	49.7	7.2	53	4.37
K284388		8.18	0.028	363	19.55	4.27	982	590	1.14	278	8.08	104.0	47.0	8.5	58	6.89
K284389		7.18	<0.005	<5	0.04	0.07	<5	20	0.06	0.61	21.2	0.18	1.33	1.4	2	0.18
K284390		9.74	0.010	455	16.40	3.92	557	880	1.24	184.0	10.90	84.5	46.2	6.9	48	3.20
K284391		8.60	<0.005	337	7.58	4.99	204	1830	1.23	12.40	10.30	15.90	48.2	4.7	42	3.93
K284392		8.16	<0.005	331	3.73	3.91	272	640	0.87	2.96	10.05	17.35	39.4	3.6	32	3.12
K284393		9.07	<0.005	171	2.83	4.95	283	490	1.08	13.95	9.37	123.0	54.7	8.3	48	3.28
K284394		<0.02	<0.005	170	2.43	4.33	221	410	1.00	7.05	8.05	106.0	47.6	7.0	42	2.70
K284395		8.92	<0.005	249	2.66	4.55	82.7	500	1.14	9.64	9.54	72.1	46.5	6.6	43	3.39
K284396		8.25	<0.005	154	1.43	4.33	25.7	740	1.24	3.88	9.79	80.9	41.9	7.0	53	2.91
K284397		8.75	0.021	286	3.26	3.96	493	780	0.95	7.94	11.00	27.9	39.2	6.4	45	3.91
K284398		8.58	0.006	201	3.00	3.80	44.2	260	1.05	11.20	9.91	17.75	37.9	5.0	43	2.32
K284399		8.82	0.012	170	5.01	4.39	151	1120	1.16	22.2	11.40	27.8	42.9	7.8	69	3.51
K284400		0.20	0.015	268	22.8	4.07	1240	260	1.07	81.6	8.45	293	41.5	12.9	57	4.87
K284401		8.68	<0.005	83	2.54	4.35	142.5	1180	1.25	19.35	9.50	39.2	42.6	8.2	64	7.78
K284402		4.52	<0.005	136	7.43	4.45	15.7	670	1.14	33.6	9.19	126.0	42.7	14.4	70	7.96
K284403		3.22	<0.005	98	3.86	4.73	11.6	920	1.35	7.91	8.19	16.95	49.4	6.8	79	4.16
K284404		8.78	<0.005	52	0.89	4.95	18.6	1210	1.62	4.59	7.03	4.57	49.8	5.0	74	4.10
K284405		8.09	<0.005	57	0.40	4.82	26.0	1730	1.56	0.65	6.43	0.51	45.3	4.7	64	3.91
K284406		0.20	0.015	895	58.3	3.50	407	130	0.86	111.5	8.15	507	35.2	11.9	61	4.11
K284407		1.64	<0.005	94	0.77	4.97	21.8	2790	1.21	0.61	5.89	1.15	60.1	6.0	78	4.72
K284408		6.45	<0.005	89	1.69	4.21	84.4	2740	1.32	4.25	6.41	2.97	33.9	3.7	64	3.89
K284409		8.01	0.005	62	1.77	4.60	163.5	1590	1.30	10.65	6.02	4.10	55.0	6.9	63	4.99

***** See Appendix Page for comments regarding this certificate *****

ALS Canada Ltd.
2103 Dollarton Hwy
North Vancouver BC V7H 0A7
Phone: 604 984 0221 Fax: 604 984 0218 www.alsglobal.com

To: **SILVER RANGE RESOURCES LTD.**
C/O ARCHER, CATHRO & ASSOCIATES (1981) LIMITED
1016-510 W HASTINGS ST
VANCOUVER BC V6B 1L8

Finalized Date: 17-JUL-2012
Account: RANSIL

Project: Keg-Main-Group 1

CERTIFICATE OF ANALYSIS WH12150912

Sample Description	Method	ME-MS61	ME-MS61	ME-MS61	ME-MS61	ME-MS61	ME-MS61	ME-MS61	ME-MS61	ME-MS61	ME-MS61	ME-MS61	ME-MS61	ME-MS61	ME-MS61	ME-MS61
	Analyte	Cu	Fe	Ga	Ge	Hf	In	K	La	Li	Mg	Mn	Mo	Na	Nb	Ni
	Units	ppm	%	ppm	ppm	ppm	ppm	%	ppm	ppm	%	ppm	ppm	%	ppm	ppm
	LOR	0.2	0.01	0.05	0.05	0.1	0.005	0.01	0.5	0.2	0.01	5	0.05	0.01	0.1	0.2
K284374		1315	2.35	10.65	0.14	1.0	1.390	1.80	16.8	42.5	1.78	1520	4.34	0.24	7.8	33.4
K284375		893	3.45	12.00	0.19	1.1	8.52	1.34	19.9	52.4	2.17	3030	3.34	0.22	8.7	30.4
K284376		588	3.33	10.40	0.13	1.5	3.22	1.32	22.7	44.0	2.36	3740	2.69	0.27	8.4	25.6
K284377		91.0	2.16	12.25	0.14	1.8	0.085	2.76	33.1	27.4	2.55	617	3.96	0.43	13.6	39.6
K284378		2.1	0.47	0.25	0.05	<0.1	0.006	0.03	0.5	1.7	12.25	209	0.17	0.01	0.2	1.9
K284379		67.6	2.34	15.95	0.19	2.2	0.026	2.93	27.0	37.1	2.51	299	3.25	0.65	10.5	54.3
K284380		272	2.00	12.00	0.16	1.5	0.062	1.70	29.6	42.2	2.15	597	3.21	0.47	9.5	35.8
K284381		200	2.55	12.15	0.23	1.5	1.005	2.26	24.2	43.9	2.27	1490	2.96	0.32	8.8	45.6
K284382		81.9	2.34	12.95	0.13	1.7	0.061	2.32	25.6	25.9	2.41	795	2.35	0.43	8.7	49.7
K284383		330	2.96	12.05	0.15	1.4	1.760	1.74	25.1	40.3	2.78	1940	2.36	0.36	8.6	42.7
K284384		398	2.81	12.30	0.16	1.5	1.440	1.87	24.6	40.2	2.69	1740	2.30	0.40	8.9	43.2
K284385		121.5	2.39	15.95	0.17	2.0	0.163	2.68	33.9	41.7	2.63	727	1.54	0.57	12.0	63.5
K284386		506	3.10	11.65	0.18	1.4	1.125	1.88	24.8	37.7	2.63	2210	1.36	0.29	9.0	39.8
K284387		2470	4.35	12.90	0.23	1.4	3.71	1.67	27.5	35.3	2.31	3480	4.11	0.25	8.7	51.1
K284388		2870	3.58	11.60	0.18	1.4	3.25	1.93	26.1	23.3	2.49	2600	2.59	0.31	8.9	46.4
K284389		5.2	0.41	0.22	<0.05	<0.1	0.007	0.03	0.6	1.1	13.05	183	0.14	0.01	0.4	2.9
K284390		3040	4.58	11.05	0.16	1.2	3.38	1.57	25.7	34.3	2.84	4630	2.77	0.20	8.7	31.7
K284391		1015	3.21	12.70	0.13	1.3	1.035	2.30	24.6	23.0	2.46	3510	1.87	0.27	10.0	27.1
K284392		1035	3.19	10.25	0.10	1.0	1.100	0.81	21.1	22.1	2.08	3930	1.27	0.18	8.0	17.2
K284393		785	3.04	12.35	0.13	1.5	4.99	1.58	27.8	29.0	2.52	2630	1.46	0.28	10.6	25.9
K284394		680	2.64	10.85	0.13	1.3	4.41	1.39	23.8	25.0	2.14	2250	1.32	0.23	9.4	23.0
K284395		820	3.02	12.05	0.12	1.3	3.25	1.36	24.1	24.2	2.16	2870	1.81	0.23	9.4	24.3
K284396		464	3.05	11.25	0.11	1.3	4.37	1.41	22.2	25.7	2.80	2600	2.95	0.23	8.7	32.0
K284397		777	4.20	10.55	0.13	1.0	1.610	1.20	21.8	34.0	2.54	4360	2.69	0.16	7.6	29.3
K284398		371	3.09	10.80	0.12	1.2	1.105	0.91	19.8	41.1	2.01	3110	2.07	0.16	7.8	25.6
K284399		920	4.05	11.25	0.13	1.3	2.31	0.96	25.1	32.5	3.36	3480	4.58	0.20	8.4	48.5
K284400		1855	6.01	11.95	0.32	1.1	20.6	1.46	22.4	28.3	2.12	2590	17.10	0.18	8.5	42.7
K284401		394	3.81	11.30	0.16	1.4	2.61	1.89	24.1	29.1	3.25	2820	5.63	0.29	8.6	48.1
K284402		1760	4.28	11.40	0.19	1.4	9.22	1.65	23.2	24.8	3.18	1880	4.76	0.21	8.6	40.1
K284403		1200	2.46	12.60	0.12	1.6	2.28	2.03	27.1	22.6	3.02	1080	3.65	0.25	9.2	42.1
K284404		244	1.64	12.55	0.13	1.6	0.422	3.19	25.9	31.0	2.87	667	2.84	0.25	9.9	37.4
K284405		146.5	1.49	11.80	0.11	1.5	0.152	3.57	23.1	27.9	2.80	714	2.19	0.23	9.3	37.2
K284406		6620	6.68	10.20	0.47	1.0	16.30	1.22	20.4	49.5	2.23	2700	9.54	0.16	7.2	39.5
K284407		259	1.57	12.45	0.12	1.7	0.253	4.23	31.9	50.4	2.20	683	3.41	0.18	10.1	43.7
K284408		513	1.46	9.78	0.11	1.4	0.532	3.94	17.3	46.3	2.77	902	2.18	0.16	8.2	18.9
K284409		353	1.89	11.90	0.15	1.5	0.397	3.59	28.9	27.9	2.55	676	2.28	0.21	9.7	41.7

***** See Appendix Page for comments regarding this certificate *****

ALS Canada Ltd.
2103 Dollarton Hwy
North Vancouver BC V7H 0A7
Phone: 604 984 0221 Fax: 604 984 0218 www.alsglobal.com

To: **SILVER RANGE RESOURCES LTD.**
C/O ARCHER, CATHRO & ASSOCIATES (1981) LIMITED
1016-510 W HASTINGS ST
VANCOUVER BC V6B 1L8

Finalized Date: 17-JUL-2012
Account: RANSIL

Project: Keg-Main-Group 1

CERTIFICATE OF ANALYSIS WH12150912

Sample Description	Method	ME-MS61	ME-MS61	ME-MS61	ME-MS61	ME-MS61	ME-MS61	ME-MS61	ME-MS61	ME-MS61	ME-MS61	ME-MS61	ME-MS61	ME-MS61	ME-MS61	ME-MS61
	Analyte	P	Pb	Rb	Re	S	Sb	Sc	Se	Sn	Sr	Ta	Te	Th	Ti	Tl
	Units	ppm	ppm	ppm	ppm	%	ppm	ppm	ppm	ppm	ppm	ppm	ppm	ppm	%	ppm
	LOR	10	0.5	0.1	0.002	0.01	0.05	0.1	1	0.2	0.2	0.05	0.05	0.2	0.005	0.02
K284374		750	233	88.1	0.008	0.82	5.65	6.8	15	175.5	190.0	0.42	0.09	5.3	0.231	0.70
K284375		700	161.5	73.4	0.007	1.67	5.43	6.2	23	231	184.5	0.47	0.07	5.1	0.237	0.49
K284376		690	176.5	58.2	0.006	0.81	4.40	5.6	11	239	186.5	0.65	0.05	6.2	0.259	0.59
K284377		670	8.9	146.5	0.006	0.78	3.07	8.4	14	23.9	268	0.75	0.05	7.0	0.328	0.95
K284378		160	1.6	1.6	<0.002	0.02	<0.05	0.3	1	0.2	43.0	<0.05	<0.05	<0.2	<0.005	<0.02
K284379		760	8.6	142.5	0.013	1.08	3.35	11.6	24	7.0	232	0.80	0.07	8.5	0.333	1.44
K284380		590	9.2	93.3	0.011	0.75	2.88	9.3	12	26.4	234	0.65	<0.05	7.0	0.288	0.92
K284381		570	1790	111.5	0.012	0.90	4.83	10.0	33	120.0	194.5	0.59	0.21	6.9	0.274	1.30
K284382		770	43.2	112.0	0.010	0.54	3.91	10.3	12	45.2	247	0.61	0.06	6.9	0.270	1.08
K284383		800	99.6	91.8	0.011	0.81	6.64	9.9	11	141.5	207	0.55	0.09	6.8	0.254	0.90
K284384		800	127.0	97.3	0.011	0.77	7.41	10.3	11	128.5	205	0.58	0.11	6.9	0.265	0.94
K284385		680	22.4	141.5	0.009	0.88	4.18	13.5	10	37.4	266	0.78	0.06	9.3	0.348	1.36
K284386		650	189.5	95.8	0.009	0.93	8.11	9.3	12	150.0	192.0	0.60	0.10	7.0	0.268	0.96
K284387		760	471	80.0	0.010	2.10	14.25	8.5	25	378	143.0	0.58	0.25	7.8	0.259	0.85
K284388		900	268	88.8	0.013	1.49	8.76	8.7	17	285	177.5	0.60	0.34	7.0	0.276	0.81
K284389		260	1.9	1.3	<0.002	0.01	<0.05	0.3	1	0.4	48.9	<0.05	<0.05	<0.2	<0.005	<0.02
K284390		980	309	70.4	0.012	1.26	13.55	7.4	13	382	143.5	0.57	0.40	6.6	0.272	0.65
K284391		810	163.0	107.5	0.007	0.52	4.85	7.8	6	288	210	0.66	0.06	7.5	0.303	0.97
K284392		630	27.6	37.5	0.005	0.38	2.90	5.5	3	287	136.5	0.54	<0.05	5.6	0.261	0.33
K284393		850	37.9	70.9	0.007	1.01	2.89	8.3	10	134.5	223	0.72	0.08	8.2	0.342	0.66
K284394		730	29.6	61.8	0.006	0.87	2.72	7.1	9	120.0	189.5	0.65	0.07	7.2	0.298	0.58
K284395		750	28.2	59.8	0.007	0.79	3.17	7.5	7	209	220	0.63	0.09	7.0	0.299	0.57
K284396		1040	12.8	60.8	0.011	0.80	4.15	8.0	8	125.5	215	0.58	0.05	6.6	0.276	0.56
K284397		920	43.4	54.5	0.010	0.74	26.9	6.4	6	246	147.5	0.50	0.10	5.7	0.246	0.52
K284398		700	80.8	45.4	0.009	0.53	3.49	6.6	6	171.5	158.0	0.53	0.08	5.7	0.259	0.41
K284399		1390	37.5	42.5	0.020	0.66	3.16	8.8	6	134.5	205	0.55	0.55	6.4	0.278	0.38
K284400		840	1450	64.6	0.017	2.95	7.80	6.9	50	203	163.5	0.56	0.44	5.9	0.268	0.61
K284401		1170	37.3	87.4	0.021	0.80	4.17	9.0	10	66.6	201	0.59	0.18	6.7	0.274	0.79
K284402		1210	69.1	77.5	0.019	1.89	2.95	8.6	21	107.5	187.5	0.58	0.33	6.4	0.280	0.70
K284403		1310	16.3	94.6	0.020	0.79	2.38	9.9	9	75.5	194.5	0.62	0.09	7.2	0.296	0.83
K284404		930	9.7	149.0	0.012	0.47	2.14	10.0	6	41.8	207	0.67	0.07	7.9	0.331	1.28
K284405		840	8.6	162.5	0.011	0.35	1.51	9.7	4	49.8	181.5	0.64	<0.05	7.4	0.306	1.41
K284406		970	3040	56.1	0.012	4.49	8.73	6.6	88	>500	133.0	0.48	0.59	5.2	0.227	0.64
K284407		1410	7.2	204	0.018	0.44	3.62	9.6	5	77.2	180.5	0.67	<0.05	8.1	0.331	1.67
K284408		840	10.7	174.0	0.011	0.31	5.83	9.4	3	72.8	143.0	0.55	0.11	6.3	0.280	1.49
K284409		880	36.5	168.5	0.013	0.73	17.20	9.3	9	50.9	182.0	0.64	0.17	7.6	0.306	1.40

***** See Appendix Page for comments regarding this certificate *****

ALS Canada Ltd.
2103 Dollarton Hwy
North Vancouver BC V7H 0A7
Phone: 604 984 0221 Fax: 604 984 0218 www.alsglobal.com

To: **SILVER RANGE RESOURCES LTD.**
C/ O ARCHER, CATHRO & ASSOCIATES (1981) LIMITED
1016- 510 W HASTINGS ST
VANCOUVER BC V6B 1L8

Finalized Date: 17- JUL- 2012
Account: RANSIL

Project: Keg- Main- Group 1

CERTIFICATE OF ANALYSIS WH12150912

Sample Description	Method	ME- MS61	ME- MS61	ME- MS61	ME- MS61	ME- MS61	ME- MS61	Zn- OG62
	Analyte	U	V	W	Y	Zn	Zr	Zn
	Units	ppm	ppm	ppm	ppm	ppm	ppm	%
	LOR	0.1	1	0.1	0.1	2	0.5	0.001
K284374		2.7	95	1.1	20.3	2610	38.0	
K284375		2.1	77	0.9	21.4	>10000	38.0	1.765
K284376		2.1	69	1.3	20.4	5070	34.0	
K284377		2.4	92	1.0	32.7	138	66.1	
K284378		0.6	2	0.1	0.7	18	<0.5	
K284379		3.2	114	1.3	27.9	58	73.3	
K284380		2.6	80	1.0	27.7	52	56.0	
K284381		3.0	87	6.5	25.4	2980	56.8	
K284382		3.1	94	1.3	25.2	175	57.6	
K284383		3.2	81	1.7	26.8	3750	54.5	
K284384		3.2	83	2.2	26.8	2590	57.6	
K284385		3.4	99	1.3	31.2	109	75.7	
K284386		2.9	67	1.4	27.1	3050	52.2	
K284387		2.9	74	1.3	26.4	9520	50.9	
K284388		3.1	74	1.7	26.7	5570	49.4	
K284389		0.4	2	0.1	1.0	21	<0.5	
K284390		3.5	66	1.0	24.8	4930	41.6	
K284391		3.5	62	27.8	28.8	965	43.8	
K284392		1.9	40	1.3	22.9	1090	29.6	
K284393		2.6	59	4.4	29.0	6430	51.4	
K284394		2.3	51	4.9	25.8	5650	46.1	
K284395		2.3	58	11.1	26.5	4100	43.5	
K284396		3.4	77	3.2	26.0	4970	43.9	
K284397		2.7	63	2.3	22.3	1760	36.1	
K284398		2.3	55	1.6	21.1	1150	40.0	
K284399		4.3	95	1.1	27.4	1720	46.4	
K284400		3.0	107	4.8	23.4	>10000	39.3	1.400
K284401		3.7	98	2.6	25.3	2250	50.5	
K284402		3.3	91	1.0	26.3	6040	53.2	
K284403		3.6	107	1.1	28.9	983	61.2	
K284404		3.1	94	1.1	28.0	284	61.4	
K284405		2.8	87	1.0	26.7	50	56.7	
K284406		2.9	77	10.8	22.1	>10000	35.4	2.51
K284407		3.1	95	1.4	29.2	78	64.1	
K284408		2.6	90	1.0	22.4	184	53.4	
K284409		2.9	78	1.6	26.9	235	57.6	

***** See Appendix Page for comments regarding this certificate *****

ALS Canada Ltd.
2103 Dollarton Hwy
North Vancouver BC V7H 0A7
Phone: 604 984 0221 Fax: 604 984 0218 www.alsglobal.com

To: **SILVER RANGE RESOURCES LTD.**
C/O ARCHER, CATHRO & ASSOCIATES (1981) LIMITED
1016-510 W HASTINGS ST
VANCOUVER BC V6B 1L8

Finalized Date: 17-JUL-2012
Account: RANSIL

Project: Keg-Main-Group 1

CERTIFICATE OF ANALYSIS WH12150912

Method	CERTIFICATE COMMENTS
ME-MS61	Interference: Ca>10% on ICP-MS As, ICP-AES results shown.
ME-MS61	REE's may not be totally soluble in this method.

ALS Canada Ltd.

2103 Dollarton Hwy
North Vancouver BC V7H 0A7
Phone: 604 984 0221 Fax: 604 984 0218 www.alsglobal.com

To: **SILVER RANGE RESOURCES LTD.**
C/O ARCHER, CATHRO & ASSOCIATES (1981) LIMITED
1016- 510 W HASTINGS ST
VANCOUVER BC V6B 1L8

Finalized Date: 15- JUL- 2012
Account: RANSIL

CERTIFICATE WH12150913

Project: Keg- Main- Group 1

P.O. No.: Batch 20

This report is for 36 Drill Core samples submitted to our lab in Whitehorse, YT, Canada on 28- JUN- 2012.

The following have access to data associated with this certificate:

MATT DUMALA	JOAN MARIACHER	

SAMPLE PREPARATION

ALS CODE	DESCRIPTION
WEI- 21	Received Sample Weight
LOG- 22	Sample login - Rcd w/o BarCode
CRU- 31	Fine crushing - 70%< 2mm
CRU- QC	Crushing QC Test
SPL- 21	Split sample - riffle splitter
PUL- QC	Pulverizing QC Test
PUL- 31	Pulverize split to 85%< 75 um
LOG- 22d	Sample login - Rcd w/o BarCode dup
SPL- 21d	Split sample - duplicate
PUL- 31d	Pulverize Split - duplicate
LOG- 23	Pulp Login - Rcvd with Barcode

ANALYTICAL PROCEDURES

ALS CODE	DESCRIPTION	INSTRUMENT
Au- AA24	Au 50g FA AA finish	AAS
Sn- XRF05	Sn- Trace Level XRF Analysis	XRF
ME- MS61	48 element four acid ICP- MS	

To: **SILVER RANGE RESOURCES LTD.**
ATTN: JOAN MARIACHER
C/O ARCHER, CATHRO & ASSOCIATES (1981) LIMITED
1016- 510 W HASTINGS ST
VANCOUVER BC V6B 1L8

This is the Final Report and supersedes any preliminary report with this certificate number. Results apply to samples as submitted. All pages of this report have been checked and approved for release.

***** See Appendix Page for comments regarding this certificate *****

Signature: 

Colin Ramshaw, Vancouver Laboratory Manager

ALS Canada Ltd.
2103 Dollarton Hwy
North Vancouver BC V7H 0A7
Phone: 604 984 0221 Fax: 604 984 0218 www.alsglobal.com

To: **SILVER RANGE RESOURCES LTD.**
C/O ARCHER, CATHRO & ASSOCIATES (1981) LIMITED
1016-510 W HASTINGS ST
VANCOUVER BC V6B 1L8

Finalized Date: 15-JUL-2012
Account: RANSIL

Project: Keg-Main-Group 1

CERTIFICATE OF ANALYSIS WH12150913

Sample Description	Method / Analyte / Units / LOR	WEI-21 Recvd Wt. kg 0.02	Au-AA24 Au ppm 0.005	Sn-XRF05 Sn ppm 5	ME-MS61 Ag ppm 0.01	ME-MS61 Al % 0.01	ME-MS61 As ppm 0.2	ME-MS61 Ba ppm 10	ME-MS61 Be ppm 0.05	ME-MS61 Bi ppm 0.01	ME-MS61 Ca % 0.01	ME-MS61 Cd ppm 0.02	ME-MS61 Ce ppm 0.01	ME-MS61 Co ppm 0.1	ME-MS61 Cr ppm 1	ME-MS61 Cs ppm 0.05
K286225		8.47	0.005	12	0.24	6.28	79.8	1130	2.02	3.93	3.70	0.41	61.1	13.7	70	13.25
K286226		7.50	<0.005	10	0.23	6.22	8.0	1150	2.02	2.27	2.87	0.80	58.4	14.0	69	12.40
K286227		8.47	<0.005	9	0.22	5.65	19.9	760	1.89	2.76	2.77	0.31	57.6	13.5	65	10.30
K286228		8.47	0.006	<5	0.23	5.64	16.9	1230	1.83	4.94	1.93	0.61	53.3	13.3	71	10.70
K286229		0.20	<0.005	168	14.10	4.24	133.0	1360	1.25	45.6	7.88	47.7	43.6	6.6	67	5.47
K286230		8.15	<0.005	9	0.17	5.32	7.1	1140	1.34	3.39	1.65	5.40	51.1	12.5	66	9.53
K286231		8.08	0.005	6	0.19	5.55	16.1	1180	1.53	10.15	2.30	0.75	58.3	13.8	75	9.67
K286232		8.35	<0.005	6	0.16	5.09	8.1	1170	1.45	1.44	1.87	0.12	55.4	16.9	70	8.49
K286233		7.43	<0.005	<5	0.21	4.69	10.0	900	1.39	3.93	1.51	0.31	53.1	17.5	58	7.69
K286234		4.95	<0.005	<5	<0.01	0.11	<5	20	0.05	0.05	21.4	0.06	1.41	1.2	<1	0.58
K286235		8.25	<0.005	8	0.33	5.01	10.7	870	1.29	4.13	2.35	0.66	56.5	15.7	54	5.80
K286236		7.10	<0.005	<5	0.27	4.77	3.2	1250	1.20	7.18	1.95	5.62	47.3	14.4	48	7.17
K286237		6.37	0.009	<5	0.35	4.82	1.4	550	1.41	17.45	2.71	0.56	56.3	18.0	49	8.94
K286238		6.52	<0.005	8	0.27	5.18	1.7	1250	1.64	7.53	1.94	0.29	59.1	15.1	62	9.06
K286239		3.75	<0.005	<5	0.26	5.24	0.8	1310	1.65	6.25	2.07	0.57	57.6	15.3	66	8.87
K286240		6.64	<0.005	<5	0.27	4.99	1.1	1280	1.46	6.85	1.49	0.34	49.1	15.2	67	6.79
K286241		6.99	<0.005	6	0.23	5.86	1.7	1350	1.61	5.76	2.11	0.16	55.1	15.0	70	9.05
K286242		6.29	<0.005	<5	0.25	6.38	0.7	1230	1.73	7.56	1.92	0.05	65.1	15.6	73	10.45
K286243		6.09	<0.005	7	0.29	6.36	0.8	1260	1.83	14.85	3.26	0.12	66.1	18.1	66	9.97
K286244		6.19	0.005	7	0.26	6.27	1.2	1140	1.83	11.15	2.45	0.08	68.0	17.2	64	11.00
K286245		<0.02	0.005	8	0.23	6.22	1.3	1150	1.49	9.07	2.44	0.06	60.1	15.2	65	9.56
K286246		6.96	<0.005	12	0.30	5.50	6.9	520	1.45	5.55	2.65	0.06	63.7	21.3	56	12.15
K286247		6.33	<0.005	6	0.20	5.99	1.2	990	1.69	4.05	2.11	0.07	60.8	16.4	59	11.55
K286248		6.69	<0.005	5	0.26	5.69	93.0	670	1.66	4.61	2.21	0.17	62.3	17.2	55	11.90
K286249		6.60	<0.005	6	0.18	5.75	0.9	960	1.21	6.53	2.18	0.11	45.5	12.0	63	7.74
K286250		6.82	<0.005	<5	0.28	6.07	2.9	1010	1.80	7.29	1.92	0.13	65.9	14.7	71	10.30
K286251		3.83	<0.005	<5	<0.01	0.09	<5	30	0.06	0.09	22.1	0.06	1.39	1.2	<1	0.26
K286252		6.31	<0.005	5	0.28	6.03	1.2	970	1.70	5.06	1.87	0.09	66.5	15.0	61	11.65
K286253		5.94	<0.005	7	0.24	6.09	1.5	1060	1.73	7.07	1.82	0.06	62.6	14.3	65	10.50
K286254		6.25	0.015	<5	0.86	6.11	51.5	1110	1.72	5.16	2.31	0.27	63.1	16.7	67	13.05
K286255		7.17	0.016	8	0.39	5.67	9.0	960	1.57	120.0	2.87	0.16	56.5	16.4	58	14.15
K286256		6.63	<0.005	6	0.22	6.26	7.7	790	1.31	14.10	1.52	0.04	43.5	12.1	58	10.80
K286257		0.20	<0.005	170	15.15	4.60	138.0	1490	1.17	54.0	8.38	61.9	50.2	6.7	65	5.67
K286258		7.13	<0.005	7	0.28	6.11	60.9	1000	1.68	4.84	2.41	0.05	61.1	13.8	60	13.55
K286259		3.73	<0.005	5	0.22	5.79	0.9	960	1.59	4.21	1.63	0.06	55.7	14.3	60	12.60
K286260		3.25	0.026	16	0.92	3.90	2.8	380	1.19	50.6	3.78	0.97	47.2	25.0	53	9.79

***** See Appendix Page for comments regarding this certificate *****

ALS Canada Ltd.
2103 Dollarton Hwy
North Vancouver BC V7H 0A7
Phone: 604 984 0221 Fax: 604 984 0218 www.alsglobal.com

To: **SILVER RANGE RESOURCES LTD.**
C/O ARCHER, CATHRO & ASSOCIATES (1981) LIMITED
1016-510 W HASTINGS ST
VANCOUVER BC V6B 1L8

Finalized Date: 15-JUL-2012
Account: RANSIL

Project: Keg-Main-Group 1

CERTIFICATE OF ANALYSIS WH12150913

Sample Description	Method	ME-MS61	ME-MS61	ME-MS61	ME-MS61	ME-MS61	ME-MS61	ME-MS61	ME-MS61	ME-MS61	ME-MS61	ME-MS61	ME-MS61	ME-MS61	ME-MS61	ME-MS61
	Analyte	Cu	Fe	Ga	Ge	Hf	In	K	La	Li	Mg	Mn	Mo	Na	Nb	Ni
	Units	ppm	%	ppm	ppm	ppm	ppm	%	ppm	ppm	%	ppm	ppm	%	ppm	ppm
	LOR	0.2	0.01	0.05	0.05	0.1	0.005	0.01	0.5	0.2	0.01	5	0.05	0.01	0.1	0.2
K286225		281	3.57	17.25	0.15	2.1	0.035	2.79	32.5	24.3	2.39	429	2.25	0.55	13.0	34.7
K286226		262	3.20	16.40	0.17	1.9	0.033	3.20	31.1	26.1	1.98	300	3.18	0.50	12.0	34.4
K286227		289	2.90	14.95	0.15	1.9	0.019	2.76	31.0	23.3	1.76	288	33.2	0.38	11.6	38.9
K286228		251	2.94	15.15	0.16	1.9	0.019	3.15	28.5	27.6	1.41	131	22.7	0.50	11.0	44.7
K286229		726	3.32	11.35	0.19	1.3	2.19	1.85	23.8	35.5	2.13	1590	14.90	0.24	8.9	41.5
K286230		239	2.68	13.15	0.20	1.9	0.041	2.68	27.0	23.2	1.17	145	40.1	0.53	8.9	56.0
K286231		224	2.82	14.30	0.23	1.9	0.025	2.84	31.5	24.4	1.48	382	7.17	0.40	9.9	40.2
K286232		230	2.56	13.15	0.19	1.8	0.018	2.93	28.7	22.2	1.14	232	9.46	0.34	8.6	40.2
K286233		200	2.93	12.80	0.21	1.8	0.020	2.36	27.7	20.3	0.92	162	28.2	0.45	8.4	57.8
K286234		3.1	0.49	0.37	0.10	<0.1	<0.005	0.05	0.7	1.2	12.50	218	0.37	0.01	0.3	<0.2
K286235		190.0	2.80	11.90	0.20	1.8	0.025	2.28	29.4	15.0	1.37	467	5.01	0.56	9.4	34.7
K286236		289	3.31	12.70	0.19	2.0	0.070	2.41	25.0	22.5	0.90	80	33.7	0.41	8.7	61.2
K286237		523	4.03	12.65	0.24	1.9	0.011	2.11	29.4	22.4	1.28	122	30.1	0.22	9.6	56.1
K286238		373	3.49	13.15	0.22	2.1	0.011	3.06	31.2	18.7	1.15	88	19.45	0.47	9.8	54.8
K286239		382	3.50	12.90	0.22	2.1	0.014	3.10	30.3	18.4	1.10	83	21.0	0.48	9.7	56.3
K286240		340	3.53	11.90	0.20	2.0	0.010	3.25	26.8	17.4	0.85	76	27.0	0.51	9.1	76.6
K286241		388	3.43	14.20	0.21	2.3	0.007	3.05	28.2	18.7	1.29	113	26.4	0.55	10.0	53.9
K286242		400	3.85	14.05	0.24	2.5	0.005	3.75	32.5	20.6	1.26	78	24.6	0.56	10.8	51.8
K286243		490	4.08	16.55	0.26	2.5	0.009	2.34	32.5	19.5	2.07	198	23.0	0.38	11.4	55.4
K286244		519	3.63	15.15	0.24	2.4	0.007	3.31	33.8	22.4	1.70	162	29.3	0.37	11.0	52.3
K286245		532	3.67	13.45	0.20	2.1	0.007	3.31	29.7	19.6	1.72	164	25.5	0.36	9.4	47.3
K286246		588	4.07	13.90	0.24	2.1	0.007	2.89	31.1	36.2	1.60	157	15.85	0.28	9.5	55.4
K286247		439	3.53	14.15	0.21	2.3	0.008	3.28	30.2	23.4	1.24	84	19.80	0.43	10.0	53.4
K286248		465	3.73	15.10	0.24	2.2	0.018	2.47	31.1	24.4	1.46	113	23.1	0.43	9.0	52.9
K286249		424	3.67	11.05	0.17	1.6	0.009	2.92	21.9	19.7	1.55	203	15.15	0.41	7.5	40.6
K286250		435	3.45	14.60	0.23	2.3	0.036	3.20	32.9	19.6	1.16	93	28.8	0.52	10.3	53.4
K286251		3.0	0.49	0.33	0.11	<0.1	<0.005	0.03	0.7	1.1	12.90	220	0.24	0.01	0.3	<0.2
K286252		392	3.73	14.55	0.22	2.3	0.007	3.07	33.0	23.0	1.29	92	28.6	0.62	9.9	55.3
K286253		362	3.31	14.30	0.22	2.3	0.007	3.31	30.5	27.3	1.19	86	23.7	0.48	10.2	51.7
K286254		475	3.61	14.75	0.23	2.4	0.029	2.67	30.5	47.7	1.41	112	34.9	0.30	10.0	59.3
K286255		412	3.38	13.50	0.23	2.4	0.032	2.70	27.1	57.7	1.42	325	33.1	0.20	10.5	56.3
K286256		296	4.02	11.15	0.14	1.8	0.011	3.01	21.1	43.6	1.29	177	22.2	0.36	7.3	43.6
K286257		808	3.54	12.10	0.27	1.6	2.63	1.93	26.2	37.4	2.24	1800	14.50	0.24	8.8	47.1
K286258		224	3.47	14.25	0.21	2.4	0.011	2.81	30.6	52.7	1.68	443	37.5	0.22	10.8	57.4
K286259		268	3.47	14.55	0.20	2.3	0.010	2.82	28.3	42.6	1.19	104	41.1	0.21	9.7	59.3
K286260		615	4.26	12.45	0.21	1.4	0.072	1.31	19.4	31.6	2.56	1650	37.5	0.08	6.6	55.8

***** See Appendix Page for comments regarding this certificate *****

ALS Canada Ltd.
2103 Dollarton Hwy
North Vancouver BC V7H 0A7
Phone: 604 984 0221 Fax: 604 984 0218 www.alsglobal.com

To: **SILVER RANGE RESOURCES LTD.**
C/O ARCHER, CATHRO & ASSOCIATES (1981) LIMITED
1016-510 W HASTINGS ST
VANCOUVER BC V6B 1L8

Finalized Date: 15-JUL-2012
Account: RANSIL

Project: Keg-Main-Group 1

CERTIFICATE OF ANALYSIS WH12150913

Sample Description	Method	ME-MS61	ME-MS61	ME-MS61	ME-MS61	ME-MS61	ME-MS61	ME-MS61	ME-MS61	ME-MS61	ME-MS61	ME-MS61	ME-MS61	ME-MS61	ME-MS61	ME-MS61
	Analyte	P	Pb	Rb	Re	S	Sb	Sc	Se	Sn	Sr	Ta	Te	Th	Ti	Tl
	Units	ppm	ppm	ppm	ppm	%	ppm	ppm	ppm	ppm	ppm	ppm	ppm	ppm	%	ppm
	LOR	10	0.5	0.1	0.002	0.01	0.05	0.1	1	0.2	0.2	0.05	0.05	0.2	0.005	0.02
K286225		1760	9.5	175.0	0.008	1.62	0.87	12.8	7	7.9	230	0.90	0.08	9.8	0.392	2.08
K286226		1570	9.6	178.0	0.008	1.55	0.80	12.3	6	4.8	222	0.80	0.05	9.2	0.372	2.12
K286227		1320	8.2	156.0	0.071	1.41	0.80	11.3	7	4.7	237	0.79	0.06	8.8	0.351	1.83
K286228		1200	9.9	183.0	0.022	1.44	0.71	11.6	7	3.3	204	0.73	0.13	9.0	0.331	2.15
K286229		1070	963	83.1	0.014	1.04	7.35	8.1	23	120.0	202	0.58	0.22	6.5	0.277	0.86
K286230		1540	8.8	170.0	0.072	1.27	0.70	9.6	14	2.8	174.5	0.67	0.08	8.0	0.301	1.90
K286231		1020	8.8	173.5	0.025	1.33	1.24	10.1	13	3.6	208	0.73	0.47	8.8	0.326	1.82
K286232		2160	8.4	169.0	0.008	1.17	0.73	9.7	7	3.0	220	0.63	0.07	8.0	0.277	1.81
K286233		2300	8.7	143.5	0.028	1.42	0.79	9.7	9	2.6	144.5	0.62	0.13	7.7	0.261	1.70
K286234		200	1.3	3.6	<0.002	0.02	<0.05	0.3	1	<0.2	47.6	<0.05	<0.05	0.8	0.005	<0.02
K286235		980	15.9	120.0	0.007	1.41	1.57	8.8	7	5.8	203	0.70	0.14	8.4	0.304	1.45
K286236		1200	8.7	138.0	0.053	1.95	3.05	8.9	9	2.3	132.0	0.64	0.19	8.1	0.275	1.58
K286237		2410	5.9	152.0	0.037	2.13	2.03	9.4	13	3.7	236	0.71	0.70	7.7	0.289	1.55
K286238		2200	7.9	176.0	0.027	1.71	0.61	10.3	9	2.4	198.5	0.72	0.16	8.5	0.302	1.96
K286239		3010	7.8	173.5	0.029	1.71	0.46	10.2	9	2.3	204	0.70	0.15	8.5	0.302	1.87
K286240		1850	14.0	160.0	0.041	1.84	0.66	9.8	9	1.8	173.5	0.68	0.16	8.0	0.294	1.75
K286241		1080	7.4	176.5	0.024	1.71	0.51	10.9	8	2.8	215	0.73	0.11	9.0	0.325	1.98
K286242		740	7.3	212	0.019	1.84	0.35	12.0	9	2.4	218	0.78	0.14	10.0	0.349	2.23
K286243		860	5.4	163.5	0.017	2.08	0.37	11.9	11	3.0	265	0.83	0.29	9.8	0.359	1.81
K286244		920	6.6	213	0.021	1.81	0.60	12.1	9	3.6	235	0.80	0.25	9.3	0.344	2.15
K286245		920	6.2	191.0	0.018	1.85	0.48	10.5	8	3.2	236	0.67	0.20	8.2	0.338	1.86
K286246		910	6.6	187.0	0.016	2.01	1.52	10.5	11	4.9	175.0	0.71	0.18	7.9	0.305	1.94
K286247		730	7.6	205	0.020	1.61	0.73	11.2	8	2.5	212	0.72	0.10	8.9	0.318	2.20
K286248		810	6.5	178.0	0.019	1.88	1.87	11.3	8	2.3	217	0.67	0.21	8.9	0.283	2.11
K286249		1070	5.5	142.0	0.012	1.81	0.61	8.4	7	1.8	219	0.54	0.16	6.6	0.317	1.56
K286250		930	8.0	187.5	0.020	1.66	0.43	11.5	7	3.0	220	0.73	0.14	9.2	0.320	2.25
K286251		180	1.2	2.0	<0.002	0.02	<0.05	0.3	1	<0.2	45.7	<0.05	<0.05	<0.2	<0.005	<0.02
K286252		920	6.8	176.0	0.021	1.84	0.85	11.6	7	1.9	205	0.72	0.11	9.5	0.309	2.34
K286253		830	7.5	193.5	0.018	1.54	0.81	11.6	7	2.4	259	0.74	0.14	9.1	0.322	2.22
K286254		790	10.8	190.0	0.023	1.72	258	11.6	8	3.8	286	0.71	0.15	8.8	0.321	2.16
K286255		620	11.5	174.5	0.024	1.55	10.85	11.0	9	6.1	260	0.74	3.33	8.5	0.328	1.95
K286256		610	8.5	147.5	0.019	2.01	3.84	8.9	5	2.7	263	0.54	1.05	6.8	0.337	1.82
K286257		1180	1055	104.0	0.018	1.05	8.38	8.3	33	155.5	219	0.66	0.27	7.2	0.291	0.90
K286258		820	11.4	156.0	0.029	1.67	4.88	11.3	7	4.3	222	0.81	0.23	9.1	0.352	2.07
K286259		540	6.1	176.5	0.028	1.69	1.34	11.5	7	2.4	174.0	0.71	0.12	8.9	0.322	2.19
K286260		440	26.0	73.0	0.017	2.25	3.30	9.9	12	15.3	116.5	0.48	1.16	5.2	0.205	0.71

***** See Appendix Page for comments regarding this certificate *****

ALS Canada Ltd.
2103 Dollarton Hwy
North Vancouver BC V7H 0A7
Phone: 604 984 0221 Fax: 604 984 0218 www.alsglobal.com

To: **SILVER RANGE RESOURCES LTD.**
C/O ARCHER, CATHRO & ASSOCIATES (1981) LIMITED
1016-510 W HASTINGS ST
VANCOUVER BC V6B 1L8

Finalized Date: 15-JUL-2012
Account: RANSIL

Project: Keg-Main-Group 1

CERTIFICATE OF ANALYSIS WH12150913

Sample Description	Method	ME-MS61	ME-MS61	ME-MS61	ME-MS61	ME-MS61	ME-MS61
	Analyte	U	V	W	Y	Zn	Zr
	Units	ppm	ppm	ppm	ppm	ppm	ppm
	LOR	0.1	1	0.1	0.1	2	0.5
K286225		3.7	198	1.5	30.7	76	74.9
K286226		3.5	227	1.4	28.5	101	70.1
K286227		6.3	338	1.6	29.4	62	69.6
K286228		5.7	297	1.5	24.9	69	72.8
K286229		3.2	129	2.7	26.4	2940	48.3
K286230		8.3	530	1.5	25.3	433	71.1
K286231		3.9	209	1.5	28.5	76	70.0
K286232		4.7	125	1.5	24.6	29	66.9
K286233		8.2	213	1.5	25.8	40	69.7
K286234		0.7	3	0.1	1.1	15	0.8
K286235		3.7	126	1.5	29.1	64	64.8
K286236		9.7	394	1.8	21.2	388	82.5
K286237		8.6	361	1.9	37.2	58	82.8
K286238		8.0	419	1.8	34.7	37	87.2
K286239		8.4	463	1.9	35.3	53	86.2
K286240		8.7	657	1.9	24.2	40	86.9
K286241		7.2	228	1.9	24.3	30	89.0
K286242		7.0	161	2.1	20.9	22	90.7
K286243		7.0	166	1.9	29.9	28	91.9
K286244		7.9	174	2.1	25.9	23	88.7
K286245		6.9	172	1.8	23.0	24	79.5
K286246		5.8	195	1.8	23.6	19	77.2
K286247		6.4	193	2.0	16.9	22	86.1
K286248		6.9	175	2.0	18.4	33	83.2
K286249		4.9	207	1.5	16.0	29	63.1
K286250		7.4	195	2.1	21.7	24	88.4
K286251		0.5	3	0.1	1.1	14	0.6
K286252		7.4	184	2.1	19.0	19	86.1
K286253		6.7	179	2.1	20.8	19	86.9
K286254		11.5	200	2.3	20.3	33	92.8
K286255		10.1	177	2.4	25.5	27	91.6
K286256		5.7	196	1.3	16.3	25	68.3
K286257		3.5	140	3.0	29.9	3250	56.3
K286258		10.5	217	1.7	26.4	20	91.1
K286259		10.0	217	1.7	21.8	18	90.6
K286260		2.6	79	5.5	17.0	98	53.3

***** See Appendix Page for comments regarding this certificate *****

ALS Canada Ltd.
2103 Dollarton Hwy
North Vancouver BC V7H 0A7
Phone: 604 984 0221 Fax: 604 984 0218 www.alsglobal.com

To: **SILVER RANGE RESOURCES LTD.**
C/O ARCHER, CATHRO & ASSOCIATES (1981) LIMITED
1016-510 W HASTINGS ST
VANCOUVER BC V6B 1L8

Project: Keg-Main-Group 1

Finalized Date: 15-JUL-2012
Account: RANSIL

CERTIFICATE OF ANALYSIS WH12150913

Method	CERTIFICATE COMMENTS
ME-MS61	Interference: Ca>10% on ICP-MS As, ICP-AES results shown.
ME-MS61	REE's may not be totally soluble in this method.

ALS Canada Ltd.

2103 Dollarton Hwy
North Vancouver BC V7H 0A7
Phone: 604 984 0221 Fax: 604 984 0218 www.alsglobal.com

To: **SILVER RANGE RESOURCES LTD.**
C/O ARCHER, CATHRO & ASSOCIATES (1981) LIMITED
1016-510 W HASTINGS ST
VANCOUVER BC V6B 1L8

Finalized Date: 18-JUL-2012
Account: RANSIL

CERTIFICATE WH12150914

Project: Hammer-Keg

P.O. No.: Batch 6

This report is for 36 Drill Core samples submitted to our lab in Whitehorse, YT, Canada on 28-JUN-2012.

The following have access to data associated with this certificate:

MATT DUMALA	JOAN MARIACHER	

SAMPLE PREPARATION

ALS CODE	DESCRIPTION
WEI-21	Received Sample Weight
LOG-22	Sample login - Rcd w/o BarCode
CRU-31	Fine crushing - 70%<2mm
CRU-QC	Crushing QC Test
SPL-22Y	Split Sample - Boyd Rotary Splitter
PUL-QC	Pulverizing QC Test
PUL-31	Pulverize split to 85%<75 um
LOG-22d	Sample login - Rcd w/o BarCode dup
SPL-21d	Split sample - duplicate
PUL-31d	Pulverize Split - duplicate
LOG-23	Pulp Login - Rcvd with Barcode

ANALYTICAL PROCEDURES

ALS CODE	DESCRIPTION	INSTRUMENT
Au-AA24	Au 50g FA AA finish	AAS
Au-GRA22	Au 50 g FA-GRAV finish	WST-SIM
ME-OG62	Ore Grade Elements - Four Acid	ICP-AES
Sn-XRF05	Sn-Trace Level XRF Analysis	XRF
ME-MS61	48 element four acid ICP-MS	
Ag-OG62	Ore Grade Ag - Four Acid	VARIABLE
Pb-OG62	Ore Grade Pb - Four Acid	VARIABLE
Zn-OG62	Ore Grade Zn - Four Acid	VARIABLE
Ag-GRA21	Ag 30g FA-GRAV finish	WST-SIM

To: **SILVER RANGE RESOURCES LTD.**
ATTN: JOAN MARIACHER
C/O ARCHER, CATHRO & ASSOCIATES (1981) LIMITED
1016-510 W HASTINGS ST
VANCOUVER BC V6B 1L8

This is the Final Report and supersedes any preliminary report with this certificate number. Results apply to samples as submitted. All pages of this report have been checked and approved for release.

***** See Appendix Page for comments regarding this certificate *****

Signature: 

Colin Ramshaw, Vancouver Laboratory Manager

Comments: Gold assay on sample L845701 is reported by fire assay gravimetric method due to high silver content in the sample that may cause incomplete gold dissolution in aqua-regia solution.

ALS Canada Ltd.
2103 Dollarton Hwy
North Vancouver BC V7H 0A7
Phone: 604 984 0221 Fax: 604 984 0218 www.alsglobal.com

To: **SILVER RANGE RESOURCES LTD.**
C/O ARCHER, CATHRO & ASSOCIATES (1981) LIMITED
1016-510 W HASTINGS ST
VANCOUVER BC V6B 1L8

Finalized Date: 18-JUL-2012
Account: RANSIL

Project: Hammer-Keg

CERTIFICATE OF ANALYSIS WH12150914

Sample Description	Method	WEI-21	Au-AA24	Au-GRA22	Sn-XRF05	ME-MS61	ME-MS61	ME-MS61	ME-MS61	ME-MS61	ME-MS61	ME-MS61	ME-MS61	ME-MS61	ME-MS61	ME-MS61
	Analyte	Recvd Wt.	Au	Au	Sn	Ag	Al	As	Ba	Be	Bi	Ca	Cd	Ce	Co	Cr
	Units	kg	ppm	ppm	ppm	ppm	%	ppm	ppm	ppm	ppm	%	ppm	ppm	ppm	ppm
	LOR	0.02	0.005	0.05	5	0.01	0.01	0.2	10	0.05	0.01	0.01	0.02	0.01	0.1	1
L845681		1.71	<0.005		7	0.46	7.66	4.0	550	4.75	1.86	0.64	0.39	82.9	2.7	17
L845682		1.15	<0.005		10	0.01	7.88	0.7	610	7.45	0.72	1.11	0.03	91.8	2.3	22
L845683		4.53	<0.005		9	0.03	7.25	0.4	590	5.45	0.61	1.06	0.02	89.1	2.4	28
L845684		0.22	0.115		25	63.6	5.18	2740	590	0.81	3.93	7.09	132.0	27.8	12.7	41
L845685		3.09	<0.005		11	0.36	7.54	3.1	560	5.29	0.93	1.56	0.22	81.2	2.5	31
L845686		5.30	<0.005		9	0.05	7.63	1.2	580	5.65	0.57	1.27	0.03	87.1	2.8	27
L845687		3.49	0.006		8	2.19	7.52	34.5	340	5.49	0.60	0.73	0.16	82.5	2.5	32
L845688		2.44	0.025		6	43.1	6.63	88.0	260	5.05	0.47	0.20	0.02	77.5	3.4	21
L845689		<0.02	0.033		7	10.50	6.48	104.0	240	4.84	0.61	0.19	0.03	77.1	4.2	23
L845690		4.78	<0.005		8	0.26	7.48	12.5	440	4.18	0.54	0.28	0.04	84.1	2.5	20
L845691		4.65	<0.005		6	0.12	7.77	3.0	590	5.56	0.57	0.92	<0.02	95.8	3.1	19
L845692		2.26	<0.005		<5	0.01	0.13	<5	20	0.08	0.12	19.90	0.06	1.52	1.7	2
L845693		4.00	<0.005		8	0.05	7.37	2.6	620	5.16	0.75	1.15	0.03	95.3	3.0	28
L845694		3.03	<0.005		9	0.06	7.76	0.7	640	5.36	0.60	1.20	0.03	101.5	3.1	30
L845695		6.90	<0.005		6	0.11	7.66	1.5	570	5.23	0.56	1.17	0.03	84.4	2.9	24
L845696		7.51	<0.005		5	0.05	7.67	1.4	560	5.61	0.58	1.08	0.03	80.4	2.9	24
L845697		6.05	<0.005		9	0.08	8.08	2.0	530	5.14	0.78	0.86	0.04	81.0	2.8	20
L845698		1.36	<0.005		10	1.79	6.99	19.1	340	4.31	0.34	1.01	0.21	42.0	1.7	21
L845699		3.75	<0.005		5	0.33	8.17	8.3	580	5.63	0.67	0.41	0.04	92.2	3.5	18
L845700		1.16	<0.005		6	0.27	7.76	4.5	570	5.49	0.41	0.58	0.05	93.1	3.7	17
L845701		0.03		7.73	661	>100	0.26	>10000	150	0.08	0.12	0.01	255	4.06	0.6	14
L845702		4.76	<0.005		8	0.12	8.09	2.3	630	4.94	0.44	1.12	0.02	93.4	2.8	22
L845703		3.25	<0.005		10	0.85	7.92	18.0	580	5.74	0.79	0.34	0.14	95.0	4.3	20
L845704		4.32	<0.005		7	0.75	8.11	28.9	640	3.69	0.49	0.20	0.05	92.2	1.7	19
L845705		4.68	<0.005		7	0.43	7.85	22.8	530	4.01	0.46	0.14	<0.02	87.3	1.0	20
L845706		4.51	<0.005		8	0.62	7.50	47.5	300	4.99	0.72	0.12	0.03	87.6	1.6	30
L845707		2.22	<0.005		5	0.84	7.43	61.9	330	4.77	1.05	0.12	0.02	83.4	2.4	29
L845708		3.09	<0.005		10	0.36	7.09	30.3	320	4.65	0.57	0.11	<0.02	80.0	11.0	18
L845709		3.14	0.005		<5	0.98	6.18	114.0	330	4.92	0.47	0.10	0.10	60.9	2.4	18
L845710		0.99	0.012		6	10.60	7.09	197.0	440	4.88	0.62	0.11	0.64	65.2	9.2	15
L845711		1.64	<0.005		11	1.60	7.50	95.5	300	4.38	0.74	0.08	0.07	62.7	1.4	21
L845712		1.12	0.007		63	4.90	6.05	177.0	230	3.90	0.33	0.09	0.52	63.7	6.6	13
L845713		1.27	<0.005		<5	0.04	0.17	5	20	0.10	0.02	20.9	0.06	2.29	1.7	2
L845714		1.70	<0.005		7	0.55	7.52	44.5	540	5.38	0.46	0.17	0.55	89.4	5.4	17
L845715		3.82	<0.005		10	1.17	7.74	5.4	570	5.34	0.68	0.21	0.14	91.4	3.8	18
L845716		5.79	0.005		8	0.56	7.67	48.5	550	4.48	0.47	0.17	0.02	86.7	1.4	17

Comments: Gold assay on sample L845701 is reported by fire assay gravimetric method due to high silver content in the sample that may cause incomplete gold dissolution in aqua-regia solution.

***** See Appendix Page for comments regarding this certificate *****

ALS Canada Ltd.
2103 Dollarton Hwy
North Vancouver BC V7H 0A7
Phone: 604 984 0221 Fax: 604 984 0218 www.alsglobal.com

To: **SILVER RANGE RESOURCES LTD.**
C/O ARCHER, CATHRO & ASSOCIATES (1981) LIMITED
1016-510 W HASTINGS ST
VANCOUVER BC V6B 1L8

Finalized Date: 18-JUL-2012
Account: RANSIL

Project: Hammer-Keg

CERTIFICATE OF ANALYSIS WH12150914

Sample Description	Method	ME-MS61	ME-MS61	ME-MS61	ME-MS61	ME-MS61	ME-MS61	ME-MS61	ME-MS61	ME-MS61	ME-MS61	ME-MS61	ME-MS61	ME-MS61	ME-MS61	ME-MS61
	Analyte	Cs	Cu	Fe	Ga	Ge	Hf	In	K	La	Li	Mg	Mn	Mo	Na	Nb
	Units	ppm	ppm	%	ppm	ppm	ppm	ppm	%	ppm	ppm	%	ppm	ppm	%	ppm
	LOR	0.05	0.2	0.01	0.05	0.05	0.1	0.005	0.01	0.5	0.2	0.01	5	0.05	0.01	0.1
L845681		24.0	13.0	1.43	25.1	0.18	2.0	0.030	4.55	42.1	97.7	0.29	2990	1.18	0.40	8.8
L845682		9.66	2.3	1.33	28.8	0.20	2.3	0.040	3.91	46.3	68.9	0.38	228	1.17	2.30	9.4
L845683		9.81	8.0	1.28	26.2	0.20	2.1	0.035	3.79	45.1	52.9	0.36	211	1.65	2.05	8.6
L845684		2.90	1055	3.84	11.30	0.17	1.4	0.089	1.38	14.3	15.6	0.69	2830	5.21	1.24	4.3
L845685		18.20	4.6	1.37	27.9	0.19	2.2	0.037	4.15	39.3	113.5	0.32	930	1.85	1.41	10.4
L845686		11.90	1.9	1.48	28.1	0.24	2.1	0.034	3.90	44.0	74.7	0.37	350	1.45	2.07	11.8
L845687		30.3	7.3	1.24	28.2	0.23	1.9	0.038	3.32	41.9	540	0.23	781	1.81	0.18	10.5
L845688		39.1	8.9	1.01	23.4	0.22	1.9	0.029	2.20	39.7	720	0.13	192	1.06	0.06	8.8
L845689		37.6	13.4	1.07	23.1	0.22	1.7	0.029	2.15	39.2	690	0.13	201	1.12	0.06	8.7
L845690		35.8	1.7	0.83	28.6	0.23	2.1	0.039	3.48	42.2	402	0.18	358	0.96	0.14	10.1
L845691		18.40	7.5	1.72	27.2	0.26	2.2	0.040	3.83	49.2	121.0	0.50	306	0.69	1.36	10.1
L845692		0.99	1.8	0.40	0.69	0.19	<0.1	0.006	0.07	0.7	3.0	12.25	177	0.18	0.01	0.4
L845693		14.30	3.7	1.44	28.0	0.28	2.3	0.036	3.82	48.8	100.5	0.42	271	1.40	1.68	9.4
L845694		9.60	2.4	1.59	27.6	0.34	2.4	0.038	3.80	52.1	99.0	0.47	254	1.47	2.14	10.2
L845695		16.95	1.9	1.43	26.6	0.28	2.3	0.037	4.01	42.8	94.5	0.35	364	1.26	1.58	11.8
L845696		16.60	1.5	1.38	26.1	0.24	2.1	0.034	3.93	41.1	86.0	0.32	255	1.32	1.98	11.8
L845697		14.15	16.4	1.37	27.4	0.27	2.2	0.046	4.16	41.4	75.0	0.31	281	1.09	1.26	11.7
L845698		14.60	3.9	1.20	22.7	0.22	1.1	0.027	3.49	21.4	66.7	0.31	277	1.43	1.10	4.8
L845699		17.85	2.2	1.65	27.1	0.23	2.5	0.040	4.26	46.6	102.5	0.35	951	1.04	0.47	14.0
L845700		14.60	3.6	1.78	26.5	0.25	2.4	0.038	3.75	47.6	106.0	0.33	398	0.73	1.29	11.1
L845701		0.43	3770	12.40	2.28	0.31	0.1	0.088	0.10	2.5	7.1	0.01	40	1.18	0.01	0.6
L845702		12.90	<0.2	1.82	26.1	0.12	2.5	0.038	3.98	45.8	90.0	0.42	802	1.15	2.05	11.7
L845703		23.5	15.8	1.55	26.0	0.23	2.2	0.034	3.92	48.6	188.0	0.26	2330	1.51	0.66	10.0
L845704		18.50	7.2	0.95	27.2	0.22	2.4	0.037	4.12	47.3	94.3	0.24	303	0.86	0.13	11.3
L845705		25.8	5.9	0.82	27.1	0.25	2.4	0.038	4.40	43.7	274	0.24	102	0.93	0.11	11.6
L845706		22.9	5.2	1.04	26.5	0.24	2.2	0.038	3.63	43.7	339	0.25	265	1.67	0.06	11.2
L845707		24.8	6.8	1.53	25.4	0.25	2.2	0.032	3.72	42.5	309	0.25	259	1.60	0.06	10.5
L845708		29.9	12.9	0.70	25.7	0.24	2.0	0.033	3.56	40.1	188.5	0.26	120	0.73	0.06	13.0
L845709		22.5	4.0	1.20	21.8	0.22	1.6	0.029	3.14	30.8	184.5	0.20	572	1.19	0.07	8.7
L845710		22.6	26.1	2.71	27.2	0.25	1.6	0.040	4.11	30.1	150.5	0.23	9450	3.01	0.10	9.5
L845711		20.4	6.9	1.70	27.1	0.24	1.8	0.041	4.06	31.2	162.5	0.25	427	1.45	0.07	10.2
L845712		21.7	15.8	5.27	20.7	0.26	1.6	0.019	2.97	31.9	156.0	0.20	9220	1.91	0.05	7.7
L845713		0.48	3.1	0.44	0.77	0.14	<0.1	<0.005	0.08	1.1	3.2	12.80	207	0.17	0.01	0.5
L845714		24.1	5.3	2.76	26.5	0.27	2.2	0.032	4.12	44.7	151.0	0.21	11250	1.60	0.09	11.7
L845715		17.85	10.4	1.37	26.5	0.30	2.4	0.042	4.18	45.1	119.5	0.21	1920	1.08	0.67	12.7
L845716		20.1	2.6	1.09	27.1	0.29	2.3	0.037	4.22	44.3	115.0	0.26	189	0.94	0.15	12.1

Comments: Gold assay on sample L845701 is reported by fire assay gravimetric method due to high silver content in the sample that may cause incomplete gold dissolution in aqua-regia solution.

***** See Appendix Page for comments regarding this certificate *****

ALS Canada Ltd.
2103 Dollarton Hwy
North Vancouver BC V7H 0A7
Phone: 604 984 0221 Fax: 604 984 0218 www.alsglobal.com

To: **SILVER RANGE RESOURCES LTD.**
C/O ARCHER, CATHRO & ASSOCIATES (1981) LIMITED
1016-510 W HASTINGS ST
VANCOUVER BC V6B 1L8

Finalized Date: 18-JUL-2012
Account: RANSIL

Project: Hammer-Keg

CERTIFICATE OF ANALYSIS WH12150914

Sample Description	Method	ME-MS61	ME-MS61	ME-MS61	ME-MS61	ME-MS61	ME-MS61	ME-MS61	ME-MS61	ME-MS61	ME-MS61	ME-MS61	ME-MS61	ME-MS61	ME-MS61	ME-MS61
	Analyte	Ni	P	Pb	Rb	Re	S	Sb	Sc	Se	Sn	Sr	Ta	Te	Th	Ti
	Units	ppm	ppm	ppm	ppm	ppm	%	ppm	ppm	ppm	ppm	ppm	ppm	ppm	ppm	%
	LOR	0.2	10	0.5	0.1	0.002	0.01	0.05	0.1	1	0.2	0.2	0.05	0.05	0.2	0.005
L845681		3.3	680	47.9	349	<0.002	0.23	2.92	4.2	1	6.4	96.5	0.79	<0.05	20.2	0.162
L845682		2.6	610	49.3	252	<0.002	0.01	0.17	5.2	1	7.6	224	0.92	<0.05	22.7	0.183
L845683		2.5	610	44.0	260	<0.002	0.02	0.22	5.0	1	7.9	200	0.69	<0.05	21.0	0.170
L845684		25.6	670	>10000	71.9	0.003	2.83	54.4	8.0	7	2.8	443	0.31	0.18	3.9	0.208
L845685		3.0	540	80.4	294	<0.002	0.05	0.51	4.5	1	9.7	169.0	0.98	<0.05	19.8	0.183
L845686		3.2	520	47.1	258	<0.002	0.01	0.32	5.2	1	6.4	200	0.97	<0.05	20.2	0.185
L845687		3.6	470	104.0	270	<0.002	0.11	5.32	4.9	1	8.3	83.1	0.82	<0.05	19.5	0.165
L845688		3.1	500	44.7	188.5	<0.002	0.21	14.95	4.0	1	6.0	66.1	0.71	<0.05	18.5	0.161
L845689		4.2	460	44.6	185.5	<0.002	0.23	12.40	4.0	1	6.0	63.0	0.67	<0.05	18.1	0.163
L845690		2.7	550	51.4	251	<0.002	0.04	1.52	5.1	1	6.9	78.5	0.76	<0.05	20.7	0.190
L845691		3.5	590	46.7	266	<0.002	0.02	0.72	4.9	1	7.0	171.5	0.72	<0.05	22.4	0.201
L845692		<0.2	250	1.6	5.9	<0.002	0.01	0.06	0.4	1	<0.2	48.1	<0.05	<0.05	0.2	<0.005
L845693		3.6	580	45.5	257	<0.002	0.04	0.80	5.1	1	6.0	193.5	0.73	<0.05	22.0	0.195
L845694		3.6	600	47.9	252	<0.002	0.01	0.17	5.3	1	6.6	222	0.75	<0.05	23.5	0.202
L845695		2.7	480	48.2	262	<0.002	0.02	0.57	5.2	1	6.3	192.0	0.94	<0.05	20.9	0.187
L845696		2.8	590	45.6	262	<0.002	0.01	0.33	4.9	1	7.3	188.0	1.01	<0.05	20.3	0.183
L845697		3.2	500	49.3	271	<0.002	0.03	1.22	5.3	1	8.3	137.0	1.00	<0.05	20.5	0.175
L845698		2.2	1110	89.4	255	<0.002	0.04	2.68	3.9	1	6.6	104.5	0.43	<0.05	9.5	0.096
L845699		2.8	600	60.3	313	<0.002	0.07	1.56	5.5	1	7.4	88.4	1.16	<0.05	22.2	0.192
L845700		3.2	550	48.7	255	<0.002	<0.01	0.61	5.4	1	6.4	139.0	0.94	<0.05	22.3	0.206
L845701		3.1	60	>10000	8.2	0.003	>10.0	3560	0.6	6	166.0	8.0	<0.05	<0.05	0.4	0.010
L845702		3.5	570	50.8	262	<0.002	<0.01	0.15	5.0	1	6.2	197.0	0.99	<0.05	22.3	0.207
L845703		5.1	780	74.0	294	<0.002	<0.01	2.77	5.1	1	6.3	109.0	0.72	<0.05	22.2	0.182
L845704		1.9	460	63.5	288	<0.002	0.01	3.67	5.3	1	6.4	98.3	0.93	<0.05	22.4	0.213
L845705		1.9	370	58.3	357	<0.002	0.01	3.02	5.6	1	6.4	83.1	0.88	<0.05	21.8	0.202
L845706		1.7	390	51.4	345	<0.002	0.01	4.24	5.4	1	7.0	36.5	0.90	<0.05	19.9	0.194
L845707		2.6	410	55.4	337	<0.002	0.01	4.62	5.1	1	7.1	41.5	0.87	<0.05	19.8	0.186
L845708		3.4	200	52.7	347	<0.002	0.02	4.32	4.8	1	10.0	53.9	1.15	<0.05	17.6	0.182
L845709		2.5	270	44.4	288	<0.002	<0.01	6.40	4.0	1	5.3	47.4	0.78	<0.05	14.6	0.132
L845710		6.7	450	72.7	346	<0.002	<0.01	6.83	4.8	1	5.9	106.0	0.86	<0.05	13.9	0.134
L845711		1.9	350	163.0	375	<0.002	0.07	7.12	5.4	1	13.9	60.7	0.84	<0.05	14.8	0.149
L845712		2.6	620	1755	273	<0.002	0.08	18.75	4.0	1	47.0	85.6	0.58	<0.05	13.4	0.133
L845713		0.9	240	4.9	5.7	<0.002	<0.01	0.13	0.3	1	0.3	48.2	<0.05	<0.05	0.3	0.005
L845714		3.2	590	94.1	327	<0.002	<0.01	3.68	4.7	1	6.0	138.5	1.11	<0.05	19.5	0.185
L845715		4.6	490	52.2	301	<0.002	<0.01	1.22	6.2	1	6.7	109.0	1.11	<0.05	21.1	0.206
L845716		1.8	350	48.9	329	<0.002	0.05	3.12	5.2	1	6.6	85.2	1.01	<0.05	20.1	0.192

Comments: Gold assay on sample L845701 is reported by fire assay gravimetric method due to high silver content in the sample that may cause incomplete gold dissolution in aqua-regia solution.

***** See Appendix Page for comments regarding this certificate *****

ALS Canada Ltd.
2103 Dollarton Hwy
North Vancouver BC V7H 0A7
Phone: 604 984 0221 Fax: 604 984 0218 www.alsglobal.com

To: **SILVER RANGE RESOURCES LTD.**
C/O ARCHER, CATHRO & ASSOCIATES (1981) LIMITED
1016-510 W HASTINGS ST
VANCOUVER BC V6B 1L8

Finalized Date: 18-JUL-2012
Account: RANSIL

Project: Hammer-Keg

CERTIFICATE OF ANALYSIS WH12150914

Sample Description	Method	ME-MS61	ME-MS61	ME-MS61	ME-MS61	ME-MS61	ME-MS61	ME-MS61	Ag-OG62	Pb-OG62	Zn-OG62	Ag-GRA21
	Analyte	Tl	U	V	W	Y	Zn	Zr	Ag	Pb	Zn	Ag
	Units	ppm	ppm	ppm	ppm	ppm	ppm	ppm	ppm	%	%	ppm
	LOR	0.02	0.1	1	0.1	0.1	2	0.5	1	0.001	0.001	5
L845681		3.36	8.4	22	1.7	9.3	1500	74.2				
L845682		1.49	9.5	25	0.9	9.6	56	84.7				
L845683		1.57	6.9	23	1.5	9.3	45	81.2				
L845684		0.76	1.7	64	9.3	13.3	>10000	44.8		1.935	1.970	
L845685		2.33	7.1	25	1.2	8.7	115	80.6				
L845686		1.70	7.9	24	0.7	8.5	55	78.2				
L845687		2.04	11.9	21	5.5	8.7	86	68.2				
L845688		1.22	7.6	20	20.3	9.5	46	67.0				
L845689		1.23	5.9	21	20.4	9.5	54	65.2				
L845690		1.50	9.1	25	19.8	8.1	48	81.5				
L845691		1.87	8.6	26	1.2	9.1	62	83.8				
L845692		0.03	0.7	2	0.1	0.9	15	0.6				
L845693		1.60	7.4	26	1.1	9.0	58	87.0				
L845694		1.52	8.9	27	0.8	9.4	60	88.3				
L845695		2.21	9.6	21	1.4	8.4	59	88.0				
L845696		1.76	9.3	20	1.6	8.5	53	77.3				
L845697		1.96	10.2	19	2.0	8.3	47	73.3				
L845698		1.99	12.2	12	1.4	10.6	75	37.8				
L845699		2.50	9.5	21	2.8	10.0	88	90.2				
L845700		1.84	6.1	23	4.5	9.2	58	88.7				
L845701		0.13	0.5	7	159.0	0.8	>10000	3.7	>1500	10.65	2.65	3360
L845702		1.64	10.1	25	1.2	9.8	60	85.8				
L845703		2.11	10.4	22	6.6	11.7	99	85.0				
L845704		1.80	8.8	24	41.9	8.8	40	91.1				
L845705		2.32	11.6	23	8.6	8.2	21	89.5				
L845706		2.71	10.8	24	3.4	8.5	28	82.6				
L845707		2.76	14.0	22	3.8	8.2	43	79.0				
L845708		2.26	5.3	20	5.4	7.1	21	73.9				
L845709		1.82	19.4	14	9.4	6.5	79	58.6				
L845710		2.33	38.6	13	62.4	8.9	265	56.2				
L845711		3.53	23.3	16	4.1	5.3	77	60.4				
L845712		3.38	59.1	14	7.3	6.5	360	57.4				
L845713		0.03	0.8	2	0.1	1.0	17	1.0				
L845714		2.58	44.4	21	3.5	10.7	259	79.8				
L845715		2.34	12.7	22	6.7	10.1	141	84.1				
L845716		2.30	10.1	21	3.8	6.8	36	86.8				

Comments: Gold assay on sample L845701 is reported by fire assay gravimetric method due to high silver content in the sample that may cause incomplete gold dissolution in aqua-regia solution.

***** See Appendix Page for comments regarding this certificate *****

ALS Canada Ltd.
2103 Dollarton Hwy
North Vancouver BC V7H 0A7
Phone: 604 984 0221 Fax: 604 984 0218 www.alsglobal.com

To: **SILVER RANGE RESOURCES LTD.**
C/O ARCHER, CATHRO & ASSOCIATES (1981) LIMITED
1016-510 W HASTINGS ST
VANCOUVER BC V6B 1L8

Finalized Date: 18-JUL-2012
Account: RANSIL

Project: Hammer-Keg

CERTIFICATE OF ANALYSIS WH12150914

Method	CERTIFICATE COMMENTS
ME-MS61	Interference: Ca>10% on ICP-MS As, ICP-AES results shown.
ME-MS61	REE's may not be totally soluble in this method.

ALS Canada Ltd.
2103 Dollarton Hwy
North Vancouver BC V7H 0A7
Phone: 604 984 0221 Fax: 604 984 0218 www.alsglobal.com

To: **SILVER RANGE RESOURCES LTD.**
C/O ARCHER, CATHRO & ASSOCIATES (1981) LIMITED
1016-510 W HASTINGS ST
VANCOUVER BC V6B 1L8

Finalized Date: 18-JUL-2012
Account: RANSIL

CERTIFICATE WH12150915

Project: Keg-Claim Group 3-Archimedes

P.O. No.:

This report is for 31 Rock samples submitted to our lab in Whitehorse, YT, Canada on 28-JUN-2012.

The following have access to data associated with this certificate:

MATT DUMALA	JOAN MARIACHER	

SAMPLE PREPARATION

ALS CODE	DESCRIPTION
WEI-21	Received Sample Weight
LOG-22	Sample login - Rcd w/o BarCode
CRU-31	Fine crushing - 70%<2mm
CRU-QC	Crushing QC Test
PUL-QC	Pulverizing QC Test
SPL-22Y	Split Sample - Boyd Rotary Splitter
PUL-31	Pulverize split to 85%<75 um

ANALYTICAL PROCEDURES

ALS CODE	DESCRIPTION	INSTRUMENT
Au-AA24	Au 50g FA AA finish	AAS
ME-OG62	Ore Grade Elements - Four Acid	ICP-AES
ME-MS61	48 element four acid ICP-MS	
Ag-OG62	Ore Grade Ag - Four Acid	VARIABLE
Pb-OG62	Ore Grade Pb - Four Acid	VARIABLE
Ag-GRA21	Ag 30g FA-GRAV finish	WST-SIM
Pb-VOL70	Pb by Titration	
Sn-XRF05	Sn-Trace Level XRF Analysis	XRF

To: **SILVER RANGE RESOURCES LTD.**
ATTN: JOAN MARIACHER
C/O ARCHER, CATHRO & ASSOCIATES (1981) LIMITED
1016-510 W HASTINGS ST
VANCOUVER BC V6B 1L8

This is the Final Report and supersedes any preliminary report with this certificate number. Results apply to samples as submitted. All pages of this report have been checked and approved for release.

***** See Appendix Page for comments regarding this certificate *****

Signature:

Colin Ramshaw, Vancouver Laboratory Manager

ALS Canada Ltd.
2103 Dollarton Hwy
North Vancouver BC V7H 0A7
Phone: 604 984 0221 Fax: 604 984 0218 www.alsglobal.com

To: **SILVER RANGE RESOURCES LTD.**
C/O ARCHER, CATHRO & ASSOCIATES (1981) LIMITED
1016-510 W HASTINGS ST
VANCOUVER BC V6B 1L8

Finalized Date: 18-JUL-2012
Account: RANSIL

Project: Keg-Claim Group 3-Archimedes

CERTIFICATE OF ANALYSIS WH12150915

Sample Description	Method	WEI-21	Au-AA24	ME-MS61	ME-MS61	ME-MS61	ME-MS61	ME-MS61	ME-MS61	ME-MS61	ME-MS61	ME-MS61	ME-MS61	ME-MS61	ME-MS61	ME-MS61
	Analyte	Recvd Wt.	Au	Ag	Al	As	Ba	Be	Bi	Ca	Cd	Ce	Co	Cr	Cs	Cu
	Units	kg	ppm	ppm	%	ppm	ppm	ppm	ppm	%	ppm	ppm	ppm	ppm	ppm	ppm
	LOR	0.02	0.005	0.01	0.01	0.2	10	0.05	0.01	0.01	0.02	0.01	0.1	1	0.05	0.2
K191861		0.20	<0.005	2.81	8.62	91.1	170	5.98	0.08	0.07	11.25	91.7	40.6	29	3.38	373
K191862		0.40	<0.005	0.61	2.43	116.5	1710	10.05	0.15	0.21	3.07	73.4	7.2	67	1.96	229
K191863		0.37	0.014	>100	0.76	416	190	0.23	1.20	0.02	0.31	13.60	1.2	29	0.73	108.0
K191864		0.31	0.005	6.83	3.01	272	550	0.91	0.24	0.03	0.40	85.0	1.1	115	2.41	141.0
K191865		0.84	0.027	>100	0.29	97.7	190	0.09	0.65	0.02	<0.02	9.79	0.7	15	0.30	46.9
K191866		0.45	0.016	>100	0.18	73.2	40	0.05	0.24	0.02	<0.02	3.87	0.5	25	0.27	20.4
K191867		0.32	0.006	4.40	3.54	538	1080	0.79	0.10	0.03	3.42	36.9	21.8	54	7.95	7.8
K191868		0.16	0.008	>100	4.32	226	5380	0.38	5.14	0.06	2.85	62.2	3.1	43	1.86	79.1
K191869		0.17	0.008	>100	6.82	1420	3220	0.52	0.33	0.09	5.31	91.7	1.1	63	3.14	100.0
K191870		0.40	0.014	>100	4.52	653	3710	0.54	1.49	0.09	3.16	42.8	6.4	45	3.17	199.0
K191871		0.41	0.048	>100	2.07	1535	360	0.77	2.18	0.02	2.50	24.4	5.0	16	2.78	443
K191872		0.23	0.007	>100	2.09	602	1850	0.32	0.29	0.10	3.90	31.3	3.7	31	0.77	81.5
K191873		0.34	0.013	>100	1.68	1765	480	0.30	0.14	0.07	3.19	10.75	2.6	26	1.25	123.5
K191874		0.90	0.033	>100	0.21	364	100	0.08	0.77	0.02	<0.02	8.27	1.0	20	0.27	82.3
K191875		0.44	0.034	>100	0.60	4010	220	0.20	1.41	0.03	3.62	29.2	4.9	14	0.52	447
K191876		0.38	0.296	>100	0.81	7310	60	0.41	0.86	0.05	14.40	47.0	15.7	14	0.56	220
K191877		0.36	<0.005	27.7	2.05	133.5	1580	1.29	1.12	1.80	1.72	30.3	6.6	36	0.57	65.2
K191878		0.45	<0.005	1.93	1.03	44.1	2870	0.20	0.02	0.03	0.11	8.95	0.4	41	0.66	15.5
K191879		0.69	<0.005	3.35	1.18	25.8	2210	0.36	0.21	0.03	0.02	8.13	0.6	45	1.58	9.4
K191880		0.32	<0.005	0.73	1.88	165.0	500	0.46	0.04	0.04	1.93	20.4	0.9	33	1.56	6.3
K191881		0.43	<0.005	0.87	1.62	112.5	1060	0.29	0.07	0.03	0.11	22.6	0.3	43	1.47	5.4
K191882		0.09	<0.005	1.74	5.98	425	640	0.86	0.29	0.07	0.53	149.5	0.5	101	4.03	89.6
M676044		1.27	<0.005	1.65	2.39	14.4	300	0.80	0.07	0.02	0.04	20.3	0.5	44	4.41	11.5
M676045		0.84	0.007	0.60	5.04	7.2	640	1.43	0.14	0.82	<0.02	54.0	3.7	57	5.72	15.4
M676046		0.66	0.006	14.15	5.04	91.8	1050	0.94	0.05	0.11	0.13	69.5	1.3	56	5.08	82.9
M676054		1.02	<0.005	0.77	5.96	1.9	590	2.35	0.10	2.66	0.02	65.2	4.4	60	4.27	9.5
M676055		0.62	<0.005	2.87	1.55	14.0	9750	0.32	0.11	0.02	0.66	60.8	172.0	28	0.85	323
M676056		0.68	<0.005	2.50	0.96	321	310	0.55	0.03	0.21	13.30	35.5	19.1	17	0.90	20.2
M676057		0.53	<0.005	0.46	6.95	1.4	1420	2.26	0.40	1.96	0.50	74.0	6.3	66	7.50	21.9
M676058		0.48	0.008	70.2	1.53	268	3420	0.53	1.46	0.11	0.54	15.05	0.9	29	0.83	55.1
M676059		1.10	<0.005	0.41	7.46	20.2	1310	2.27	0.42	1.54	0.33	85.8	6.6	68	8.56	20.4

***** See Appendix Page for comments regarding this certificate *****

ALS Canada Ltd.
2103 Dollarton Hwy
North Vancouver BC V7H 0A7
Phone: 604 984 0221 Fax: 604 984 0218 www.alsglobal.com

To: **SILVER RANGE RESOURCES LTD.**
C/O ARCHER, CATHRO & ASSOCIATES (1981) LIMITED
1016-510 W HASTINGS ST
VANCOUVER BC V6B 1L8

Finalized Date: 18-JUL-2012
Account: RANSIL

Project: Keg-Claim Group 3-Archimedes

CERTIFICATE OF ANALYSIS WH12150915

Sample Description	Method	ME-MS61	ME-MS61	ME-MS61	ME-MS61	ME-MS61	ME-MS61	ME-MS61	ME-MS61	ME-MS61	ME-MS61	ME-MS61	ME-MS61	ME-MS61	ME-MS61	ME-MS61
	Analyte	Fe	Ga	Ge	Hf	In	K	La	Li	Mg	Mn	Mo	Na	Nb	Ni	P
	Units	%	ppm	ppm	ppm	ppm	%	ppm	ppm	%	ppm	ppm	%	ppm	ppm	ppm
	LOR	0.01	0.05	0.05	0.1	0.005	0.01	0.5	0.2	0.01	5	0.05	0.01	0.1	0.2	10
K191861		11.65	3.84	0.20	1.1	0.027	0.52	12.3	47.4	0.36	698	2.20	0.02	4.1	368	1150
K191862		27.5	3.95	0.48	0.8	0.102	0.24	36.3	20.9	0.09	271	1.61	0.01	5.0	333	>10000
K191863		3.27	1.95	0.24	1.1	8.27	0.31	10.9	7.6	0.04	53	1.08	0.01	5.2	13.4	300
K191864		13.50	9.44	0.30	2.0	0.134	1.03	46.1	11.2	0.12	32	1.65	0.02	8.9	8.4	1720
K191865		1.95	0.65	0.08	0.2	2.48	0.11	6.4	8.1	0.01	55	0.66	0.01	1.2	4.7	160
K191866		1.20	0.55	0.07	0.3	1.590	0.07	2.2	8.0	0.01	42	0.71	0.01	1.8	3.5	70
K191867		5.41	8.68	0.11	2.3	0.035	1.55	17.9	16.2	0.24	479	4.58	0.03	11.4	47.7	370
K191868		4.39	7.14	0.42	2.3	10.05	3.95	45.5	14.0	0.04	128	1.65	0.13	16.4	12.5	390
K191869		1.63	9.53	0.31	1.9	0.125	4.53	52.0	9.9	0.05	53	1.24	0.20	23.1	10.2	370
K191870		8.74	7.90	0.27	2.1	13.20	4.08	25.5	15.4	0.08	297	3.72	0.11	17.5	26.3	380
K191871		18.05	5.85	0.66	0.4	8.37	0.93	14.0	8.6	0.13	146	2.68	0.01	2.6	24.9	800
K191872		7.09	5.28	0.31	2.1	2.25	2.06	17.1	7.5	0.13	98	4.97	0.06	9.5	24.8	320
K191873		8.47	4.16	0.31	1.4	3.95	1.18	9.5	5.8	0.08	66	1.83	0.03	6.4	18.1	410
K191874		3.34	0.88	0.21	0.3	9.57	0.09	5.7	8.8	0.01	48	1.00	0.02	1.6	6.6	200
K191875		16.30	3.11	0.47	0.7	49.1	0.36	22.2	4.2	0.02	113	3.75	0.02	5.0	26.6	1020
K191876		45.8	2.28	1.50	0.3	24.8	0.11	15.6	1.7	0.03	244	15.30	0.02	2.8	117.5	2020
K191877		5.08	2.94	0.14	1.7	1.565	0.13	15.5	28.9	0.49	698	1.15	0.03	6.3	57.9	220
K191878		1.12	1.85	0.07	0.7	0.082	0.71	4.8	19.2	0.01	45	1.05	0.03	2.4	3.6	130
K191879		0.91	3.48	0.07	0.5	0.069	0.61	4.3	9.5	0.05	58	0.74	0.02	1.8	4.4	70
K191880		2.15	4.09	0.10	1.5	0.019	0.61	16.8	12.6	0.10	108	1.94	0.03	6.1	7.3	510
K191881		1.27	4.56	0.07	1.0	0.041	1.01	16.0	10.8	0.06	65	0.73	0.01	3.1	2.9	130
K191882		5.47	12.50	0.29	4.1	0.106	4.24	88.8	13.4	0.03	63	2.22	0.12	16.0	2.8	1380
M676044		1.12	6.47	0.08	1.2	0.014	1.25	17.8	8.6	0.30	52	39.9	0.01	5.5	14.5	240
M676045		1.85	13.20	0.12	3.2	0.017	2.52	25.0	34.2	1.13	57	1.06	0.09	9.4	22.1	460
M676046		1.39	10.65	0.25	2.9	0.378	4.49	33.4	32.6	1.80	97	1.51	0.09	9.7	18.0	460
M676054		1.61	13.75	0.15	3.1	0.013	2.58	29.8	25.4	1.65	180	0.51	0.16	10.8	19.7	570
M676055		5.67	9.57	0.13	0.8	0.027	0.36	23.8	12.9	0.02	71900	3.39	0.08	2.2	7.9	280
M676056		15.55	2.64	0.28	0.9	0.027	0.26	13.9	5.7	0.06	659	2.97	0.01	7.4	74.0	930
M676057		2.29	18.10	0.15	2.4	0.044	3.07	38.6	36.3	1.23	339	3.54	0.21	10.3	30.6	700
M676058		2.95	3.87	0.18	0.9	0.062	0.31	8.1	12.5	0.13	90	1.54	0.03	5.1	5.5	470
M676059		2.86	19.10	0.18	2.6	0.022	3.39	45.7	35.8	1.31	106	3.71	0.17	12.5	29.7	760

***** See Appendix Page for comments regarding this certificate *****

ALS Canada Ltd.
2103 Dollarton Hwy
North Vancouver BC V7H 0A7
Phone: 604 984 0221 Fax: 604 984 0218 www.alsglobal.com

To: **SILVER RANGE RESOURCES LTD.**
C/O ARCHER, CATHRO & ASSOCIATES (1981) LIMITED
1016-510 W HASTINGS ST
VANCOUVER BC V6B 1L8

Finalized Date: 18-JUL-2012
Account: RANSIL

Project: Keg-Claim Group 3-Archimedes

CERTIFICATE OF ANALYSIS WH12150915

Sample Description	Method	ME-MS61	ME-MS61	ME-MS61	ME-MS61	ME-MS61	ME-MS61	ME-MS61	ME-MS61	ME-MS61	ME-MS61	ME-MS61	ME-MS61	ME-MS61	ME-MS61	ME-MS61
	Analyte	Pb	Rb	Re	S	Sb	Sc	Se	Sn	Sr	Ta	Te	Th	Ti	Tl	U
	Units	ppm	ppm	ppm	%	ppm	ppm	ppm	ppm	ppm	ppm	ppm	ppm	%	ppm	ppm
	LOR	0.5	0.1	0.002	0.01	0.05	0.1	1	0.2	0.2	0.05	0.05	0.2	0.005	0.02	0.1
K191861		123.0	28.5	<0.002	0.09	62.5	4.8	2	3.1	18.2	0.22	0.07	4.2	0.079	0.98	7.0
K191862		63.5	12.4	<0.002	0.05	41.3	22.7	4	0.9	629	0.26	0.09	4.2	0.087	0.25	11.1
K191863		>10000	22.9	<0.002	0.22	2050	1.5	58	>500	14.5	0.07	1.30	2.2	0.073	0.50	2.3
K191864		693	59.7	<0.002	0.06	44.1	9.5	3	15.8	42.8	0.46	0.14	11.9	0.169	1.05	6.2
K191865		>10000	6.8	<0.002	0.05	605	0.4	16	>500	12.3	<0.05	0.71	0.9	0.014	0.13	0.6
K191866		>10000	5.3	<0.002	0.02	119.0	0.4	8	110.5	4.2	0.05	0.18	0.7	0.016	0.09	0.4
K191867		836	98.8	<0.002	0.02	70.3	4.3	2	48.5	10.6	0.61	0.10	4.4	0.210	2.32	2.2
K191868		>10000	144.0	<0.002	0.47	148.0	2.4	102	380	265	0.70	1.76	10.0	0.197	4.20	6.0
K191869		>10000	128.5	<0.002	0.62	513	5.9	49	431	471	0.91	0.44	9.7	0.250	7.68	3.3
K191870		>10000	152.5	<0.002	0.59	78.0	2.7	39	400	230	0.76	0.69	7.3	0.216	3.91	4.2
K191871		>10000	77.2	<0.002	0.34	602	1.5	118	>500	9.0	0.10	1.46	2.9	0.016	1.23	3.2
K191872		>10000	82.3	<0.002	0.32	83.0	3.2	45	183.0	78.0	0.42	0.16	6.4	0.141	1.83	3.0
K191873		>10000	69.9	<0.002	1.43	111.0	2.0	55	397	20.5	0.30	0.16	3.1	0.110	1.34	2.1
K191874		>10000	5.7	<0.002	0.18	594	0.4	43	>500	9.7	<0.05	0.76	1.0	0.014	0.21	0.7
K191875		>10000	18.3	<0.002	1.28	1110	1.0	81	>500	18.5	0.16	1.57	3.5	0.037	0.96	2.4
K191876		>10000	7.2	<0.002	0.28	585	1.0	241	>500	9.1	0.09	2.04	2.7	0.018	0.12	9.1
K191877		7050	5.6	<0.002	0.12	56.6	1.9	13	47.8	67.9	0.31	0.55	4.6	0.110	0.16	2.2
K191878		335	34.5	<0.002	0.25	5.48	4.4	5	18.6	32.4	0.15	<0.05	2.1	0.072	0.68	1.0
K191879		405	32.8	0.002	0.21	6.06	3.4	3	19.0	37.8	0.12	<0.05	1.9	0.054	0.67	0.9
K191880		106.5	33.9	<0.002	0.03	7.78	2.0	2	14.5	51.6	0.32	<0.05	4.3	0.108	0.55	1.4
K191881		85.3	46.9	<0.002	0.26	4.36	4.3	3	9.8	41.2	0.25	<0.05	5.1	0.075	1.10	0.8
K191882		331	158.5	<0.002	1.24	13.60	13.5	11	80.3	342	1.04	0.16	22.8	0.384	6.47	4.0
M676044		52.5	52.8	0.035	0.22	13.85	4.1	8	1.1	23.8	0.35	0.11	3.8	0.136	1.19	5.0
M676045		22.2	92.6	0.002	0.71	5.24	6.4	2	1.6	79.2	0.65	<0.05	10.9	0.256	0.75	2.6
M676046		580	155.5	0.003	0.29	54.4	6.7	8	7.8	138.5	0.64	0.09	11.3	0.281	2.61	4.5
M676054		38.6	85.4	0.002	0.65	2.66	7.6	2	2.3	119.5	0.75	<0.05	11.4	0.279	0.68	2.8
M676055		14.4	8.4	<0.002	0.06	5.36	5.6	2	0.5	14.3	0.15	0.06	2.8	0.092	10.05	1.2
M676056		887	10.1	<0.002	0.04	62.8	3.0	2	0.3	21.9	0.24	<0.05	3.1	0.055	3.33	1.5
M676057		27.1	133.0	0.003	0.89	1.27	10.6	2	1.8	198.5	0.73	0.08	13.1	0.265	1.25	3.7
M676058		2000	29.5	<0.002	0.16	91.2	3.2	25	51.6	37.2	0.31	0.54	4.1	0.139	0.44	1.3
M676059		29.8	150.0	0.003	0.99	5.32	11.6	6	2.8	186.0	0.86	0.08	14.2	0.320	1.90	3.8

***** See Appendix Page for comments regarding this certificate *****

ALS Canada Ltd.
2103 Dollarton Hwy
North Vancouver BC V7H 0A7
Phone: 604 984 0221 Fax: 604 984 0218 www.alsglobal.com

To: **SILVER RANGE RESOURCES LTD.**
C/O ARCHER, CATHRO & ASSOCIATES (1981) LIMITED
1016-510 W HASTINGS ST
VANCOUVER BC V6B 1L8

Finalized Date: 18-JUL-2012
Account: RANSIL

Project: Keg-Claim Group 3-Archimedes

CERTIFICATE OF ANALYSIS WH12150915

Sample Description	Method	ME-MS61	ME-MS61	ME-MS61	ME-MS61	ME-MS61	Ag-OG62	Pb-OG62	Ag-GRA21	Pb-VOL70	Sn-XRF05
	Analyte	V	W	Y	Zn	Zr	Ag	Pb	Ag	Pb	Sn
	Units	ppm	ppm	ppm	ppm	ppm	ppm	%	ppm	%	ppm
	LOR	1	0.1	0.1	2	0.5	1	0.001	5	0.01	5
K191861		117	0.7	46.9	3410	37.0					5
K191862		633	1.3	74.9	3700	27.3					12
K191863		52	0.4	5.1	366	43.1	>1500	>20.0	3900	28.12	1210
K191864		430	1.3	14.6	52	77.5					18
K191865		13	0.3	2.2	203	8.9	516	11.65			522
K191866		13	0.5	1.6	114	10.6	172	2.54			138
K191867		349	1.4	14.5	196	89.9					50
K191868		132	0.4	8.4	887	82.7	813	16.35			574
K191869		216	0.7	13.2	431	73.4	695	12.15			662
K191870		147	0.6	8.1	1950	77.9	287	6.35			644
K191871		36	1.0	5.0	2820	17.1	487	11.00			1025
K191872		147	0.6	15.1	1720	81.0	213	3.25			206
K191873		111	1.4	7.4	1390	53.5	151	5.50			413
K191874		11	0.3	2.1	341	9.4	910	10.80			517
K191875		32	0.8	8.9	2050	28.7	327	>20.0		29.81	954
K191876		24	6.4	30.5	7610	12.5	242	5.71			1240
K191877		72	0.6	25.5	1700	64.0					53
K191878		56	0.3	2.9	20	27.4					22
K191879		83	0.4	3.3	13	19.8					22
K191880		141	0.4	4.7	100	55.7					15
K191881		89	0.5	3.6	19	31.2					13
K191882		306	1.0	31.7	22	158.5					170
M676044		748	0.6	6.7	5	42.7					<5
M676045		83	0.8	16.5	7	99.4					<5
M676046		69	0.6	11.6	33	103.0					8
M676054		73	1.0	21.0	8	94.3					<5
M676055		18	1.6	4.4	100	28.2					16
M676056		122	0.4	47.6	1450	31.6					<5
M676057		243	1.0	18.0	104	73.3					<5
M676058		59	1.2	4.2	137	32.6					57
M676059		192	1.1	19.1	55	78.0					<5

***** See Appendix Page for comments regarding this certificate *****

ALS Canada Ltd.
2103 Dollarton Hwy
North Vancouver BC V7H 0A7
Phone: 604 984 0221 Fax: 604 984 0218 www.alsglobal.com

To: **SILVER RANGE RESOURCES LTD.**
C/O ARCHER, CATHRO & ASSOCIATES (1981) LIMITED
1016-510 W HASTINGS ST
VANCOUVER BC V6B 1L8

Finalized Date: 18-JUL-2012
Account: RANSIL

Project: Keg-Claim Group 3-Archimedes

CERTIFICATE OF ANALYSIS WH12150915

Method	CERTIFICATE COMMENTS
ME-MS61	REE's may not be totally soluble in this method.

ALS Canada Ltd.

2103 Dollarton Hwy
North Vancouver BC V7H 0A7
Phone: 604 984 0221 Fax: 604 984 0218 www.alsglobal.com

To: **SILVER RANGE RESOURCES LTD.**
C/O ARCHER, CATHRO & ASSOCIATES (1981) LIMITED
1016-510 W HASTINGS ST
VANCOUVER BC V6B 1L8

Finalized Date: 14-JUL-2012
Account: RANSIL

CERTIFICATE WH12150916

Project: Keg-Claim Group 3-Archimedes

P.O. No.:

This report is for 121 Soil samples submitted to our lab in Whitehorse, YT, Canada on 28-JUN-2012.

The following have access to data associated with this certificate:

MATT DUMALA	JOAN MARIACHER	

SAMPLE PREPARATION

ALS CODE	DESCRIPTION
WEI-21	Received Sample Weight
LOG-22	Sample login - Rcd w/o BarCode
SCR-41	Screen to -180um and save both

ANALYTICAL PROCEDURES

ALS CODE	DESCRIPTION	INSTRUMENT
Au-ICP21	Au 30g FA ICP-AES Finish	ICP-AES
ME-MS41	51 anal. aqua regia ICPMS	

To: **SILVER RANGE RESOURCES LTD.**
ATTN: JOAN MARIACHER
C/O ARCHER, CATHRO & ASSOCIATES (1981) LIMITED
1016-510 W HASTINGS ST
VANCOUVER BC V6B 1L8

This is the Final Report and supersedes any preliminary report with this certificate number. Results apply to samples as submitted. All pages of this report have been checked and approved for release.

***** See Appendix Page for comments regarding this certificate *****

Signature:

Colin Ramshaw, Vancouver Laboratory Manager

ALS Canada Ltd.
2103 Dollarton Hwy
North Vancouver BC V7H 0A7
Phone: 604 984 0221 Fax: 604 984 0218 www.alsglobal.com

To: **SILVER RANGE RESOURCES LTD.**
C/O ARCHER, CATHRO & ASSOCIATES (1981) LIMITED
1016-510 W HASTINGS ST
VANCOUVER BC V6B 1L8

Finalized Date: 14-JUL-2012
Account: RANSIL

Project: Keg-Claim Group 3-Archimedes

CERTIFICATE OF ANALYSIS WH12150916

Sample Description	Method	WEI-21	Au-ICP21	ME-MS41	ME-MS41	ME-MS41	ME-MS41	ME-MS41	ME-MS41	ME-MS41	ME-MS41	ME-MS41	ME-MS41	ME-MS41	ME-MS41	ME-MS41
	Analyte	Recvd Wt.	Au	Ag	Al	As	Au	B	Ba	Be	Bi	Ca	Cd	Ce	Co	Cr
	Units	kg	ppm	ppm	%	ppm	ppm	ppm	ppm	ppm	ppm	%	ppm	ppm	ppm	ppm
	LOR	0.02	0.001	0.01	0.01	0.1	0.2	10	10	0.05	0.01	0.01	0.01	0.02	0.1	1
DD018225		0.18	0.003	0.47	2.00	25.1	<0.2	<10	220	0.87	0.52	1.11	1.10	22.3	6.7	33
DD018226		0.17	0.005	0.73	1.41	15.4	<0.2	<10	450	1.00	0.38	1.84	2.47	22.2	5.5	20
DD018227		0.15	0.005	1.07	1.58	11.3	<0.2	<10	220	0.67	1.70	0.89	1.45	15.05	5.1	22
DD018228		0.09	0.001	0.84	1.28	15.6	<0.2	<10	170	0.59	1.66	0.87	1.12	14.45	4.5	20
DD018229		0.23	0.001	0.71	2.10	11.2	<0.2	<10	240	0.92	2.66	0.79	1.54	18.15	4.9	32
DD018230		0.20	0.001	0.56	2.44	14.1	<0.2	<10	380	1.20	0.59	0.71	0.50	21.1	6.5	34
DD018231		0.08	0.009	1.50	1.47	13.2	<0.2	<10	440	0.81	1.78	1.32	1.85	13.35	3.5	15
DD018232		0.24	0.003	4.00	1.94	88.2	<0.2	<10	300	1.73	4.47	0.77	4.84	22.5	4.7	24
DD018233		0.15	0.002	1.59	1.50	24.0	<0.2	<10	180	0.85	1.42	1.10	1.88	12.45	4.6	15
DD018234		0.15	0.003	1.04	1.78	26.1	<0.2	<10	310	0.99	1.09	0.83	2.99	23.8	7.0	24
DD018235		0.26	0.005	0.42	0.84	31.6	<0.2	<10	530	0.62	0.29	0.40	0.95	34.2	6.5	21
DD018236		0.15	0.002	0.65	0.81	22.1	<0.2	<10	210	0.54	0.19	1.50	0.91	28.2	5.9	14
DD018237		0.18	0.012	0.61	0.74	16.3	<0.2	<10	160	0.63	0.14	1.77	0.64	25.5	4.7	11
DD018238		0.14	0.002	0.37	0.61	5.5	<0.2	<10	170	0.48	0.07	2.55	0.40	10.95	4.5	4
DD018239		0.25	0.002	0.52	1.49	12.9	<0.2	<10	170	0.87	0.19	1.58	0.64	21.3	5.7	21
DD018240		0.15	0.002	0.26	0.81	8.5	<0.2	<10	100	0.45	0.09	2.30	0.43	7.76	3.1	9
DD018241		0.18	0.002	0.40	1.39	11.2	<0.2	<10	160	0.97	0.17	1.75	0.48	18.55	5.0	18
DD018242		0.24	0.001	0.19	2.13	14.4	<0.2	<10	110	1.25	0.20	0.37	0.59	20.4	5.8	25
DD018243		0.30	<0.001	0.37	0.97	25.7	<0.2	<10	100	0.68	0.11	0.69	0.25	18.00	3.6	12
DD018244		0.26	0.002	0.91	0.97	68.0	<0.2	<10	160	0.91	0.20	1.78	0.68	31.2	5.6	16
DD018245		0.33	0.002	0.89	0.85	37.1	<0.2	<10	90	0.79	0.19	0.90	0.34	26.0	4.5	14
DD018246		0.32	0.001	0.93	1.80	51.8	<0.2	<10	170	1.35	0.27	0.92	0.73	64.8	6.1	29
DD018247		0.21	0.001	0.40	1.83	33.2	<0.2	<10	120	1.09	0.16	1.80	0.38	17.00	5.0	26
DD018248		0.28	0.001	0.45	0.97	22.4	<0.2	<10	200	0.70	0.17	0.94	0.48	43.0	6.4	18
DD018249		0.17	0.002	0.90	0.64	30.2	<0.2	<10	130	0.47	0.23	0.26	1.07	35.6	5.9	10
DD018250		0.28	0.004	1.37	0.83	56.5	<0.2	<10	340	0.58	0.62	0.42	1.16	55.2	7.7	18
CC49937		0.25	0.002	0.47	0.91	17.4	<0.2	<10	830	0.49	0.19	0.15	0.91	25.9	8.1	17
CC49938		0.25	0.002	0.31	0.93	14.6	<0.2	<10	470	0.36	0.17	0.07	0.79	20.5	6.2	17
CC49939		0.28	0.002	0.25	1.02	12.6	<0.2	<10	1460	0.42	0.14	0.10	0.58	18.60	6.5	14
CC49940		0.26	0.002	1.11	0.61	7.2	<0.2	<10	1020	0.23	0.17	0.19	1.08	20.3	2.7	14
CC49941		0.26	0.001	0.23	0.87	14.0	<0.2	<10	2700	0.27	0.22	0.10	0.77	20.6	6.1	20
CC49942		0.26	0.003	1.16	0.45	6.5	<0.2	<10	1580	0.10	0.15	0.05	0.66	13.75	2.1	10
CC49943		0.25	0.003	0.26	0.51	8.9	<0.2	<10	1480	0.16	0.15	0.06	0.83	17.50	3.2	12
CC49944		0.32	0.005	0.41	0.52	26.0	<0.2	<10	910	0.48	0.16	0.43	0.88	28.2	7.4	11
CC49945		0.21	0.001	0.73	0.63	5.0	<0.2	<10	760	0.26	0.06	0.20	0.47	11.35	4.5	7
CC49946		0.19	0.001	0.43	0.59	2.6	<0.2	<10	660	0.17	0.09	0.17	1.01	8.85	4.0	5
CC08621		0.24	0.001	0.23	1.24	13.2	<0.2	<10	1060	0.32	0.22	0.08	0.68	20.0	5.0	21
CC08622		0.24	0.001	0.33	0.54	6.3	<0.2	<10	1210	0.16	0.19	0.05	0.92	19.85	3.8	11
CC08623		0.12	0.002	1.26	0.89	28.2	<0.2	<10	630	0.40	0.08	0.42	0.60	11.80	4.1	9
CC08624		0.21	0.005	0.41	1.23	19.6	<0.2	<10	620	0.57	0.23	0.55	0.70	27.2	9.4	22

***** See Appendix Page for comments regarding this certificate *****

ALS Canada Ltd.
2103 Dollarton Hwy
North Vancouver BC V7H 0A7
Phone: 604 984 0221 Fax: 604 984 0218 www.alsglobal.com

To: **SILVER RANGE RESOURCES LTD.**
C/O ARCHER, CATHRO & ASSOCIATES (1981) LIMITED
1016-510 W HASTINGS ST
VANCOUVER BC V6B 1L8

Finalized Date: 14-JUL-2012
Account: RANSIL

Project: Keg-Claim Group 3-Archimedes

CERTIFICATE OF ANALYSIS WH12150916

Sample Description	Method	ME-MS41	ME-MS41	ME-MS41	ME-MS41	ME-MS41	ME-MS41	ME-MS41	ME-MS41	ME-MS41	ME-MS41	ME-MS41	ME-MS41	ME-MS41	ME-MS41	ME-MS41
	Analyte	Cs	Cu	Fe	Ga	Ge	Hf	Hg	In	K	La	Li	Mg	Mn	Mo	Na
	Units	ppm	ppm	%	ppm	ppm	ppm	ppm	ppm	%	ppm	ppm	%	ppm	ppm	%
	LOR	0.05	0.2	0.01	0.05	0.05	0.02	0.01	0.005	0.01	0.2	0.1	0.01	5	0.05	0.01
DD018225		3.16	31.0	2.30	5.83	<0.05	0.10	0.08	0.044	0.12	11.9	19.8	0.62	172	1.75	0.03
DD018226		2.23	49.6	1.83	3.87	<0.05	0.10	0.09	0.025	0.11	12.2	12.2	0.33	291	2.07	0.03
DD018227		2.44	22.6	1.59	4.52	<0.05	0.06	0.07	0.038	0.07	8.0	14.0	0.44	356	1.39	0.02
DD018228		1.98	14.4	1.42	4.04	<0.05	0.05	0.04	0.047	0.06	7.2	13.8	0.33	464	1.14	0.03
DD018229		3.60	15.7	1.83	5.93	<0.05	0.08	0.04	0.053	0.12	9.5	22.7	0.65	300	1.27	0.03
DD018230		4.64	22.1	2.24	7.13	<0.05	0.08	0.05	0.036	0.11	11.4	21.2	0.67	238	1.39	0.02
DD018231		2.88	21.8	1.17	3.87	<0.05	0.07	0.05	0.057	0.07	7.5	11.9	0.33	243	0.99	0.03
DD018232		4.20	31.0	1.56	6.10	<0.05	0.10	0.05	0.082	0.09	11.1	20.9	0.49	401	0.85	0.03
DD018233		4.27	29.1	1.32	3.87	<0.05	0.06	0.05	0.038	0.07	6.7	12.5	0.33	197	0.88	0.03
DD018234		3.41	24.8	1.83	5.11	<0.05	0.07	0.06	0.043	0.07	12.4	18.4	0.49	1020	1.56	0.02
DD018235		1.91	40.8	2.27	2.93	0.08	0.15	0.06	0.026	0.10	18.0	9.6	0.42	235	4.65	0.01
DD018236		3.24	16.9	1.69	2.41	0.05	0.07	0.04	0.028	0.06	17.7	9.5	0.31	347	1.34	0.02
DD018237		2.98	15.2	1.49	2.06	<0.05	0.06	0.03	0.021	0.05	16.7	8.5	0.28	291	1.09	0.02
DD018238		0.99	22.7	0.61	1.69	<0.05	0.05	0.04	0.010	0.03	8.0	2.0	0.07	161	0.41	0.03
DD018239		2.68	21.3	1.71	3.66	0.05	0.08	0.04	0.025	0.09	10.7	15.0	0.57	182	0.97	0.03
DD018240		1.80	16.8	0.85	2.05	<0.05	0.06	0.02	0.011	0.05	4.2	6.2	0.28	150	0.48	0.04
DD018241		4.67	19.9	1.85	3.17	<0.05	0.09	0.04	0.026	0.12	9.5	14.0	0.57	197	0.93	0.03
DD018242		5.78	10.8	2.53	4.61	<0.05	0.21	0.02	0.028	0.14	8.0	14.6	0.69	110	1.28	0.03
DD018243		2.16	12.3	1.32	2.23	<0.05	0.04	0.02	0.018	0.05	8.2	9.4	0.29	113	0.73	0.03
DD018244		2.37	27.8	1.89	2.58	0.05	0.05	0.04	0.026	0.06	18.0	14.6	0.37	296	0.98	0.02
DD018245		2.50	11.8	1.90	2.26	0.05	0.04	0.04	0.023	0.06	15.7	12.7	0.35	139	1.18	0.02
DD018246		4.97	15.1	2.66	4.60	0.10	0.11	0.03	0.041	0.07	37.7	34.9	0.56	256	2.63	0.02
DD018247		2.80	11.6	2.03	4.65	<0.05	0.08	0.02	0.023	0.05	8.3	14.6	0.52	208	1.40	0.03
DD018248		3.23	14.0	2.26	2.72	0.06	0.03	0.03	0.024	0.06	24.9	11.9	0.37	231	1.41	0.02
DD018249		2.45	10.7	1.53	2.59	<0.05	0.02	0.03	0.024	0.06	16.5	6.4	0.15	276	0.93	0.02
DD018250		2.25	13.9	2.13	2.63	0.07	0.04	0.04	0.042	0.04	29.5	8.1	0.27	531	1.13	0.01
CC49937		1.61	28.8	2.25	3.39	<0.05	0.02	0.03	0.021	0.12	11.5	10.2	0.23	308	3.67	<0.01
CC49938		1.66	18.4	2.13	3.88	<0.05	<0.02	0.02	0.019	0.09	9.5	11.3	0.23	183	2.78	0.01
CC49939		1.36	18.4	1.64	3.10	<0.05	0.03	0.04	0.014	0.08	9.4	10.7	0.21	175	3.01	0.01
CC49940		1.46	33.3	1.32	3.37	<0.05	<0.02	0.03	0.012	0.08	9.9	4.4	0.12	70	1.90	0.01
CC49941		1.11	16.4	2.36	4.40	<0.05	<0.02	0.01	0.018	0.10	9.8	7.8	0.21	177	3.58	<0.01
CC49942		0.76	9.9	1.25	3.48	<0.05	<0.02	0.01	0.008	0.05	7.2	1.8	0.05	50	1.96	0.01
CC49943		0.63	12.3	1.55	3.15	<0.05	<0.02	0.01	0.009	0.08	8.8	3.9	0.12	75	2.63	<0.01
CC49944		4.55	61.1	2.35	2.07	0.05	0.08	0.05	0.024	0.10	11.5	5.8	0.26	352	5.08	0.01
CC49945		1.06	15.2	1.03	2.25	<0.05	0.02	0.02	0.008	0.06	5.3	3.6	0.09	334	1.16	0.02
CC49946		0.91	26.6	0.75	2.29	<0.05	0.02	0.01	0.007	0.04	4.3	2.8	0.06	471	0.82	0.03
CC08621		1.11	14.3	2.76	6.10	<0.05	0.06	0.02	0.020	0.10	9.4	12.7	0.29	120	2.60	<0.01
CC08622		0.89	10.7	1.35	3.30	<0.05	<0.02	0.01	0.009	0.07	9.3	3.0	0.08	135	2.18	<0.01
CC08623		1.08	20.4	1.00	2.40	<0.05	0.02	0.04	0.018	0.07	6.4	4.7	0.10	437	0.99	0.04
CC08624		1.06	23.4	2.30	3.46	<0.05	0.05	0.06	0.027	0.12	13.4	10.6	0.40	358	4.01	0.02

***** See Appendix Page for comments regarding this certificate *****

ALS Canada Ltd.
2103 Dollarton Hwy
North Vancouver BC V7H 0A7
Phone: 604 984 0221 Fax: 604 984 0218 www.alsglobal.com

To: **SILVER RANGE RESOURCES LTD.**
C/O ARCHER, CATHRO & ASSOCIATES (1981) LIMITED
1016-510 W HASTINGS ST
VANCOUVER BC V6B 1L8

Finalized Date: 14-JUL-2012
Account: RANSIL

Project: Keg-Claim Group 3-Archimedes

CERTIFICATE OF ANALYSIS WH12150916

Sample Description	Method	ME-MS41	ME-MS41	ME-MS41	ME-MS41	ME-MS41	ME-MS41	ME-MS41	ME-MS41	ME-MS41	ME-MS41	ME-MS41	ME-MS41	ME-MS41	ME-MS41	ME-MS41
	Analyte	Nb	Ni	P	Pb	Rb	Re	S	Sb	Sc	Se	Sn	Sr	Ta	Te	Th
	Units	ppm	ppm	ppm	ppm	ppm	ppm	%	ppm	ppm	ppm	ppm	ppm	ppm	ppm	ppm
	LOR	0.05	0.2	10	0.2	0.1	0.001	0.01	0.05	0.1	0.2	0.2	0.2	0.01	0.01	0.2
DD018225		1.69	32.8	640	19.0	22.0	0.001	0.06	1.70	3.8	1.2	1.1	75.8	<0.01	0.06	3.2
DD018226		0.80	30.8	840	14.3	14.8	0.003	0.10	2.11	3.0	2.8	0.7	73.4	0.01	0.07	1.3
DD018227		0.90	21.5	750	34.8	15.6	<0.001	0.08	2.08	2.2	1.1	2.3	38.1	<0.01	0.05	1.3
DD018228		0.77	14.7	690	29.2	11.0	<0.001	0.07	2.99	1.9	0.8	9.6	38.1	<0.01	0.05	1.4
DD018229		1.42	20.7	450	25.4	19.9	<0.001	0.04	2.71	3.5	0.7	1.8	54.7	<0.01	0.04	3.4
DD018230		1.52	29.6	670	28.6	24.3	<0.001	0.06	1.80	3.5	1.0	2.9	58.9	0.01	0.04	3.2
DD018231		0.81	16.2	710	38.2	12.7	<0.001	0.10	2.28	1.7	1.2	2.8	63.3	<0.01	0.04	1.1
DD018232		2.14	21.4	610	184.0	16.9	<0.001	0.06	5.78	2.3	2.2	14.9	56.3	0.01	0.06	4.1
DD018233		0.96	25.9	690	52.5	13.5	<0.001	0.08	2.67	1.7	1.3	4.3	57.6	0.01	0.04	1.4
DD018234		1.16	23.5	940	67.1	17.5	0.001	0.08	3.46	2.3	1.6	3.9	40.3	0.01	0.05	1.8
DD018235		0.68	34.4	1180	36.2	9.5	0.005	0.04	4.76	3.5	2.4	1.4	43.3	<0.01	0.09	5.0
DD018236		0.76	28.3	680	30.3	9.6	0.002	0.06	5.10	1.9	0.4	0.9	61.2	<0.01	0.04	1.3
DD018237		0.76	26.0	600	23.9	7.0	<0.001	0.06	4.63	1.4	0.4	0.7	70.9	<0.01	0.04	0.9
DD018238		0.37	13.2	440	7.4	3.0	0.001	0.07	2.23	0.7	0.7	0.5	85.7	<0.01	0.02	0.3
DD018239		1.10	29.6	560	24.2	16.2	<0.001	0.04	1.78	2.5	0.9	0.6	71.7	<0.01	0.04	1.8
DD018240		0.53	15.9	490	12.1	7.7	<0.001	0.06	1.50	0.7	0.4	0.4	92.7	<0.01	0.03	0.4
DD018241		1.36	30.3	470	18.7	19.7	0.001	0.04	1.58	2.0	0.6	0.6	96.1	<0.01	0.03	1.8
DD018242		3.32	32.3	190	21.0	19.2	0.001	0.01	1.53	2.7	0.2	0.6	88.0	0.01	0.06	5.9
DD018243		1.10	17.9	290	15.3	8.8	<0.001	0.01	1.66	1.6	0.5	1.0	46.6	<0.01	0.03	2.0
DD018244		0.93	25.9	500	53.3	9.3	<0.001	0.04	21.2	1.8	0.9	3.2	62.4	<0.01	0.04	1.1
DD018245		1.05	23.4	330	28.0	6.5	0.001	0.02	13.50	2.1	0.6	1.8	36.3	<0.01	0.06	2.5
DD018246		1.23	41.3	320	36.2	11.5	0.001	0.01	10.50	4.6	0.8	1.0	48.9	<0.01	0.06	5.4
DD018247		1.37	24.5	410	16.1	9.9	<0.001	0.05	3.12	1.9	0.5	0.6	74.6	0.01	0.04	1.6
DD018248		0.81	29.4	330	23.1	8.9	<0.001	0.02	5.45	2.5	0.7	0.6	37.9	<0.01	0.05	1.8
DD018249		0.63	25.0	330	51.1	8.0	<0.001	0.02	6.70	1.5	0.7	1.8	19.8	<0.01	0.14	1.6
DD018250		0.65	32.9	460	148.5	6.1	<0.001	0.01	11.60	2.7	0.4	3.0	21.0	<0.01	0.14	3.1
CC49937		0.66	20.1	340	12.3	12.2	<0.001	0.03	1.70	2.8	1.1	0.4	21.2	<0.01	0.07	2.3
CC49938		0.76	16.6	280	10.3	13.2	0.001	0.02	1.27	2.0	0.4	0.4	12.2	<0.01	0.05	1.3
CC49939		0.72	17.4	390	11.7	9.8	<0.001	0.04	1.56	2.1	1.2	0.4	22.1	<0.01	0.03	2.3
CC49940		0.76	14.5	280	10.1	10.0	0.001	0.02	1.29	2.0	0.8	0.6	24.5	<0.01	0.03	1.4
CC49941		1.00	18.5	410	13.1	10.5	0.001	0.08	1.51	1.8	0.6	0.6	24.5	<0.01	0.06	1.5
CC49942		0.76	8.5	260	6.9	6.3	<0.001	0.04	1.06	0.9	0.4	0.5	14.8	<0.01	0.05	1.2
CC49943		0.80	11.8	210	8.2	8.1	0.001	0.05	1.27	1.3	0.5	0.5	16.9	<0.01	0.04	1.5
CC49944		0.14	30.6	850	13.6	9.6	0.003	0.08	3.61	4.1	1.8	0.3	42.2	<0.01	0.10	3.4
CC49945		0.38	7.7	410	5.1	6.3	<0.001	0.02	0.57	1.0	0.7	0.2	20.9	<0.01	0.04	0.4
CC49946		0.35	5.1	240	4.9	4.7	<0.001	0.01	0.49	0.7	0.2	0.3	21.9	<0.01	<0.01	0.3
CC08621		1.44	14.8	300	11.8	12.5	<0.001	0.03	1.57	2.6	0.3	0.8	15.3	<0.01	0.06	2.7
CC08622		0.79	9.3	200	8.1	9.5	0.001	0.03	1.13	1.2	<0.2	0.6	12.0	<0.01	0.03	1.2
CC08623		0.33	16.1	330	31.7	8.7	<0.001	<0.01	1.16	1.9	0.9	1.6	23.6	<0.01	0.03	0.7
CC08624		0.76	34.6	590	24.7	12.3	0.001	0.01	2.33	3.9	1.3	0.9	43.1	<0.01	0.07	3.3

***** See Appendix Page for comments regarding this certificate *****

ALS Canada Ltd.
2103 Dollarton Hwy
North Vancouver BC V7H 0A7
Phone: 604 984 0221 Fax: 604 984 0218 www.alsglobal.com

To: **SILVER RANGE RESOURCES LTD.**
C/O ARCHER, CATHRO & ASSOCIATES (1981) LIMITED
1016-510 W HASTINGS ST
VANCOUVER BC V6B 1L8

Finalized Date: 14-JUL-2012
Account: RANSIL

Project: Keg-Claim Group 3-Archimedes

CERTIFICATE OF ANALYSIS WH12150916

Sample Description	Method	ME-MS41	ME-MS41	ME-MS41	ME-MS41	ME-MS41	ME-MS41	ME-MS41	ME-MS41
	Analyte	Ti	Tl	U	V	W	Y	Zn	Zr
	Units	%	ppm	ppm	ppm	ppm	ppm	ppm	ppm
	LOR	0.005	0.02	0.05	1	0.05	0.05	2	0.5
DD018225		0.040	0.26	2.83	101	0.22	10.80	171	3.5
DD018226		0.018	0.30	2.69	66	0.14	17.60	121	3.2
DD018227		0.029	0.25	1.25	68	0.20	6.14	128	1.9
DD018228		0.028	0.20	1.13	67	0.14	4.74	92	1.6
DD018229		0.035	0.28	1.16	119	0.18	8.01	178	3.0
DD018230		0.040	0.37	1.40	119	0.21	8.87	107	2.9
DD018231		0.024	0.22	1.44	52	0.13	6.90	132	2.6
DD018232		0.030	0.31	2.72	89	0.17	18.60	458	2.6
DD018233		0.026	0.18	1.65	47	0.14	7.70	138	2.0
DD018234		0.026	0.30	2.85	73	0.28	11.45	185	1.8
DD018235		0.044	0.27	1.83	62	0.16	10.75	132	6.3
DD018236		0.023	0.20	0.99	35	0.21	10.55	154	2.0
DD018237		0.022	0.18	1.15	29	0.22	12.25	105	2.2
DD018238		0.015	0.08	1.13	10	<0.05	8.00	25	2.0
DD018239		0.035	0.26	1.16	58	0.14	12.60	117	2.5
DD018240		0.022	0.15	1.12	31	0.07	4.32	66	2.2
DD018241		0.037	0.32	1.53	55	0.17	12.50	113	3.5
DD018242		0.095	0.31	1.28	94	0.31	8.40	119	8.5
DD018243		0.034	0.15	0.65	34	0.16	7.72	45	1.6
DD018244		0.025	0.18	1.53	39	0.25	14.45	97	1.5
DD018245		0.030	0.18	0.61	38	0.16	12.40	94	1.6
DD018246		0.031	0.39	1.45	103	0.18	22.2	143	4.0
DD018247		0.035	0.15	1.14	89	0.20	7.89	59	3.1
DD018248		0.029	0.17	1.20	38	0.25	12.65	107	1.4
DD018249		0.031	0.20	0.61	28	0.13	7.27	170	0.7
DD018250		0.030	0.22	1.04	38	0.24	15.25	203	1.4
CC49937		0.018	0.28	0.74	43	0.14	3.50	73	0.7
CC49938		0.026	0.23	0.45	43	0.20	2.22	61	<0.5
CC49939		0.019	0.27	0.62	39	0.11	2.62	67	1.5
CC49940		0.035	0.26	0.74	32	0.23	3.36	45	<0.5
CC49941		0.041	0.33	0.51	53	0.23	2.30	75	<0.5
CC49942		0.037	0.28	0.25	36	0.16	1.08	34	<0.5
CC49943		0.039	0.31	0.37	40	0.20	1.99	48	<0.5
CC49944		0.008	0.47	0.99	28	0.05	8.04	104	3.8
CC49945		0.024	0.10	0.35	23	0.07	2.20	34	0.5
CC49946		0.021	0.10	0.27	18	0.07	1.20	32	0.5
CC08621		0.060	0.31	0.41	61	0.28	2.05	71	2.4
CC08622		0.034	0.29	0.39	38	0.19	2.33	37	<0.5
CC08623		0.014	0.18	0.57	25	0.06	7.18	56	0.5
CC08624		0.022	0.23	0.87	58	0.12	6.47	162	1.6

***** See Appendix Page for comments regarding this certificate *****

ALS Canada Ltd.
2103 Dollarton Hwy
North Vancouver BC V7H 0A7
Phone: 604 984 0221 Fax: 604 984 0218 www.alsglobal.com

To: **SILVER RANGE RESOURCES LTD.**
C/O ARCHER, CATHRO & ASSOCIATES (1981) LIMITED
1016-510 W HASTINGS ST
VANCOUVER BC V6B 1L8

Finalized Date: 14-JUL-2012
Account: RANSIL

Project: Keg-Claim Group 3-Archimedes

CERTIFICATE OF ANALYSIS WH12150916

Sample Description	Method	WEI-21	Au-ICP21	ME-MS41	ME-MS41	ME-MS41	ME-MS41	ME-MS41	ME-MS41	ME-MS41	ME-MS41	ME-MS41	ME-MS41	ME-MS41	ME-MS41	ME-MS41
	Analyte	Recvd Wt.	Au	Ag	Al	As	Au	B	Ba	Be	Bi	Ca	Cd	Ce	Co	Cr
	Units	kg	ppm	ppm	%	ppm	ppm	ppm	ppm	ppm	ppm	%	ppm	ppm	ppm	ppm
	LOR	0.02	0.001	0.01	0.01	0.1	0.2	10	10	0.05	0.01	0.01	0.01	0.02	0.1	1
CC08625		0.22	0.004	0.19	1.44	18.6	<0.2	<10	1170	0.83	0.19	0.42	0.65	34.1	10.0	25
CC08626		0.12	<0.001	0.05	0.18	0.8	<0.2	<10	90	0.05	<0.01	1.14	0.12	2.72	1.1	2
CC08627		0.24	0.001	0.29	1.62	10.9	<0.2	<10	180	0.64	0.13	1.95	1.35	9.54	4.5	22
CC08628		0.22	0.003	0.98	1.52	36.5	<0.2	<10	200	0.71	0.43	0.62	1.51	18.05	7.1	30
CC08629		0.14	0.003	2.30	1.92	124.0	<0.2	<10	200	0.85	1.44	1.36	5.93	19.20	6.8	26
CC08630		0.09	0.003	0.76	1.19	37.5	<0.2	<10	220	0.59	0.36	1.79	3.58	12.55	4.4	19
CC08631		0.17	0.025	0.92	1.33	87.4	<0.2	<10	150	0.67	0.57	1.40	1.04	20.7	5.6	20
CC49900		0.19	0.003	0.52	1.34	23.2	<0.2	<10	150	0.56	0.37	1.04	0.66	21.8	5.2	22
CC49901		0.08	0.002	0.06	0.21	1.5	<0.2	<10	50	0.05	0.04	0.42	0.17	1.98	0.7	4
CC49902		0.19	0.004	0.38	0.99	19.8	<0.2	<10	170	0.44	0.21	1.48	0.64	13.60	5.6	14
CC49903		0.12	0.002	0.38	0.90	34.4	<0.2	<10	190	0.36	0.15	1.38	0.55	11.65	3.9	14
CC49904		0.13	0.002	0.68	1.16	65.8	<0.2	<10	270	0.41	0.25	1.10	0.57	15.85	4.8	16
CC49905		0.20	0.003	0.59	1.43	47.7	<0.2	<10	440	0.78	0.39	0.84	0.93	32.0	8.6	25
CC49906		0.27	0.001	0.38	1.05	20.6	<0.2	<10	170	0.32	0.29	0.69	0.42	19.25	5.1	20
CC49907		0.20	0.002	0.44	1.06	12.3	<0.2	<10	180	0.52	0.35	1.12	0.63	25.8	4.9	19
CC49908		0.13	0.003	0.62	0.94	13.3	<0.2	<10	160	0.42	0.40	1.14	0.69	21.2	3.9	16
CC49909		0.17	0.002	2.85	0.57	15.0	<0.2	<10	190	0.32	0.11	1.65	4.27	17.15	3.1	8
CC49910		0.26	0.008	8.82	0.90	166.5	<0.2	<10	370	0.85	0.39	2.01	8.73	86.7	6.1	17
CC49911		0.18	0.002	1.05	0.79	32.1	<0.2	<10	220	1.17	0.15	2.61	1.08	43.8	4.5	14
CC49912		0.19	0.004	1.49	0.70	80.1	<0.2	<10	280	0.74	0.24	1.65	1.58	38.2	3.1	13
CC49913		0.22	0.004	0.79	0.71	149.0	<0.2	<10	380	0.35	0.16	0.58	0.23	20.4	5.1	13
CC49914		0.13	0.020	2.65	0.63	102.0	<0.2	<10	1640	0.70	0.33	2.23	2.20	47.5	3.9	17
CC49915		0.17	0.010	4.56	0.28	38.7	<0.2	<10	660	0.14	0.36	0.17	0.44	37.4	0.4	12
CC49916		0.22	0.004	1.08	0.72	65.6	<0.2	<10	380	0.22	0.23	0.06	0.32	19.10	2.3	13
CC49917		0.25	0.001	0.70	0.47	12.7	<0.2	<10	140	0.13	0.17	0.03	0.13	21.1	1.0	10
CC49918		0.21	0.001	0.21	0.58	32.5	<0.2	<10	130	0.14	0.27	0.05	0.11	21.1	1.4	10
CC49919		0.24	0.002	0.34	0.36	5.3	<0.2	<10	420	0.12	0.08	0.09	0.78	11.40	2.1	6
CC49920		0.22	0.004	1.01	1.22	86.2	<0.2	<10	960	0.59	0.30	0.10	1.67	26.8	11.5	60
CC49921		0.29	0.003	0.55	1.07	32.3	<0.2	<10	280	0.32	0.23	0.20	0.58	26.1	5.8	20
CC49922		0.22	0.001	0.43	0.50	1.6	<0.2	<10	180	0.11	0.08	0.05	0.30	14.75	1.2	6
CC49923		0.25	0.004	0.26	0.76	43.6	<0.2	<10	180	0.23	0.27	0.06	0.21	27.9	2.4	16
CC49924		0.22	0.010	3.38	0.74	37.7	<0.2	<10	500	0.22	0.32	0.18	0.33	25.0	1.1	16
CC49925		0.32	0.010	2.14	0.79	56.9	<0.2	<10	1140	0.32	0.34	0.51	0.53	31.6	3.6	19
CC49926		0.23	0.003	0.53	0.57	6.5	<0.2	<10	490	0.15	0.14	0.34	0.35	13.40	1.6	10
CC49927		0.21	0.003	0.90	0.51	35.8	<0.2	<10	380	0.15	0.22	0.25	0.30	18.95	1.7	17
CC49928		0.28	0.004	0.58	0.82	30.4	<0.2	<10	360	0.40	0.16	0.73	0.73	23.0	4.6	27
CC49929		0.14	0.003	0.56	0.70	19.4	<0.2	<10	680	0.24	0.16	1.28	0.89	16.85	3.8	13
CC49930		0.21	0.005	0.82	0.86	22.5	<0.2	<10	440	0.36	0.26	1.21	0.34	23.6	6.1	16
CC49931		0.21	0.004	1.39	0.78	45.2	<0.2	<10	360	0.51	0.29	1.89	1.14	34.3	4.0	16
CC49932		0.32	0.013	10.85	1.03	488	<0.2	<10	480	0.74	0.84	1.00	4.00	90.2	7.7	18

***** See Appendix Page for comments regarding this certificate *****

ALS Canada Ltd.
2103 Dollarton Hwy
North Vancouver BC V7H 0A7
Phone: 604 984 0221 Fax: 604 984 0218 www.alsglobal.com

To: **SILVER RANGE RESOURCES LTD.**
C/O ARCHER, CATHRO & ASSOCIATES (1981) LIMITED
1016-510 W HASTINGS ST
VANCOUVER BC V6B 1L8

Finalized Date: 14-JUL-2012
Account: RANSIL

Project: Keg-Claim Group 3-Archimedes

CERTIFICATE OF ANALYSIS WH12150916

Sample Description	Method	ME-MS41	ME-MS41	ME-MS41	ME-MS41	ME-MS41	ME-MS41	ME-MS41	ME-MS41	ME-MS41	ME-MS41	ME-MS41	ME-MS41	ME-MS41	ME-MS41	ME-MS41
	Analyte	Cs	Cu	Fe	Ga	Ge	Hf	Hg	In	K	La	Li	Mg	Mn	Mo	Na
	Units	ppm	ppm	%	ppm	ppm	ppm	ppm	ppm	%	ppm	ppm	%	ppm	ppm	%
	LOR	0.05	0.2	0.01	0.05	0.05	0.02	0.01	0.005	0.01	0.2	0.1	0.01	5	0.05	0.01
CC08625		1.69	27.5	2.24	3.81	0.06	0.08	0.05	0.030	0.11	17.6	13.5	0.46	323	3.21	0.01
CC08626		0.07	9.6	0.30	0.58	<0.05	0.02	<0.01	<0.005	0.04	1.3	0.3	0.03	110	0.17	0.05
CC08627		1.75	13.6	1.44	3.71	<0.05	0.05	0.01	0.022	0.05	4.9	9.6	0.35	272	0.63	0.03
CC08628		2.76	32.4	1.97	4.45	0.07	0.09	0.03	0.034	0.23	8.8	14.8	1.03	217	7.80	0.02
CC08629		3.08	44.8	1.83	5.40	<0.05	0.07	0.06	0.042	0.09	9.1	15.9	0.61	395	1.36	0.03
CC08630		1.64	32.6	1.33	3.53	0.05	0.05	0.05	0.019	0.07	7.1	9.5	0.36	282	1.02	0.02
CC08631		2.78	28.2	1.61	4.33	<0.05	0.07	0.09	0.027	0.08	10.5	12.9	0.41	317	1.42	0.01
CC49900		2.26	18.8	1.68	3.94	<0.05	0.06	0.07	0.024	0.07	11.0	13.2	0.41	396	1.18	0.02
CC49901		0.10	3.6	0.41	0.76	<0.05	<0.02	0.02	<0.005	0.02	1.1	0.3	0.02	24	0.47	0.03
CC49902		1.52	16.5	1.25	2.84	0.05	0.04	0.08	0.011	0.05	7.0	7.3	0.24	521	1.08	0.02
CC49903		1.19	18.3	1.12	2.75	<0.05	0.05	0.06	0.011	0.05	6.3	7.0	0.20	302	0.85	0.02
CC49904		1.31	31.3	1.39	3.25	<0.05	0.05	0.09	0.017	0.04	8.3	7.2	0.22	243	1.16	0.02
CC49905		1.37	41.7	2.46	4.43	0.05	0.04	0.12	0.031	0.09	17.6	14.4	0.38	386	3.55	0.01
CC49906		2.23	16.1	1.54	3.97	<0.05	0.03	0.08	0.016	0.08	9.5	13.2	0.32	246	1.96	0.01
CC49907		2.97	21.6	1.32	3.58	0.05	0.06	0.07	0.016	0.06	12.4	11.9	0.29	365	1.10	0.02
CC49908		3.23	19.9	1.22	3.13	<0.05	0.04	0.07	0.016	0.06	11.0	9.9	0.25	297	1.08	0.02
CC49909		1.39	15.2	0.98	1.70	<0.05	0.03	0.10	0.106	0.04	9.9	3.2	0.14	387	0.74	0.02
CC49910		5.27	32.5	2.01	2.63	0.13	0.04	0.20	0.229	0.07	62.0	7.5	0.26	620	1.07	0.01
CC49911		6.71	18.3	1.66	2.12	0.11	0.05	0.12	0.041	0.06	39.7	10.4	0.27	498	1.19	0.01
CC49912		3.26	19.3	1.44	1.88	0.06	0.05	0.08	0.044	0.07	28.3	7.7	0.22	196	0.92	0.01
CC49913		1.13	15.7	1.45	2.51	<0.05	0.06	0.08	0.017	0.06	10.2	5.7	0.20	518	1.88	0.02
CC49914		1.81	66.3	1.94	2.14	0.10	0.17	0.20	0.053	0.08	24.2	3.8	0.18	171	2.07	0.01
CC49915		3.54	8.8	0.47	3.26	0.06	<0.02	0.17	0.045	0.05	22.5	0.9	0.02	13	1.34	<0.01
CC49916		1.54	17.8	1.33	3.78	<0.05	<0.02	0.06	0.018	0.06	9.6	2.7	0.06	101	1.96	0.01
CC49917		1.31	13.3	0.70	4.08	<0.05	<0.02	0.02	0.010	0.03	10.7	1.0	0.03	29	1.26	0.01
CC49918		1.47	9.5	1.15	4.79	<0.05	<0.02	<0.01	0.015	0.04	10.6	2.4	0.09	58	2.14	0.01
CC49919		1.04	9.8	0.69	2.02	<0.05	<0.02	0.02	0.006	0.05	6.5	1.8	0.04	86	1.24	0.01
CC49920		2.16	42.0	2.34	4.80	<0.05	<0.02	0.05	0.043	0.11	14.3	12.5	0.25	732	8.22	<0.01
CC49921		1.22	11.0	1.96	4.39	<0.05	<0.02	0.02	0.020	0.10	13.9	10.1	0.32	220	3.56	<0.01
CC49922		0.67	15.6	0.48	2.37	<0.05	<0.02	0.01	<0.005	0.03	7.3	0.8	0.02	50	0.48	0.01
CC49923		1.50	11.7	1.82	4.98	0.05	0.02	0.05	0.023	0.05	15.8	4.4	0.17	118	3.87	0.01
CC49924		2.94	23.3	1.17	3.67	0.07	<0.02	0.23	0.030	0.06	14.2	2.7	0.10	33	1.43	0.02
CC49925		2.29	18.7	1.84	2.89	0.07	<0.02	0.13	0.049	0.08	19.2	6.6	0.23	142	3.26	0.02
CC49926		1.42	12.3	0.94	2.15	<0.05	<0.02	0.12	0.017	0.05	7.1	3.8	0.12	47	1.14	0.02
CC49927		1.64	9.6	1.04	2.61	<0.05	<0.02	0.15	0.023	0.05	10.7	2.9	0.11	127	2.73	0.02
CC49928		2.07	16.6	1.34	2.20	0.06	0.04	0.09	0.030	0.08	11.5	9.8	0.32	361	2.69	0.02
CC49929		0.95	14.1	1.18	2.48	0.05	0.05	0.12	0.024	0.05	8.5	5.8	0.16	380	2.09	0.03
CC49930		0.90	17.3	1.62	2.74	0.05	0.04	0.17	0.032	0.07	12.7	8.6	0.24	240	1.68	0.02
CC49931		1.83	21.7	1.49	2.14	0.07	0.05	0.15	0.059	0.06	21.1	8.4	0.25	256	0.93	0.01
CC49932		5.14	30.5	2.93	2.61	0.13	0.09	0.17	0.185	0.12	57.2	8.6	0.21	505	2.06	0.01

***** See Appendix Page for comments regarding this certificate *****

ALS Canada Ltd.
2103 Dollarton Hwy
North Vancouver BC V7H 0A7
Phone: 604 984 0221 Fax: 604 984 0218 www.alsglobal.com

To: **SILVER RANGE RESOURCES LTD.**
C/O ARCHER, CATHRO & ASSOCIATES (1981) LIMITED
1016-510 W HASTINGS ST
VANCOUVER BC V6B 1L8

Finalized Date: 14-JUL-2012
Account: RANSIL

Project: Keg-Claim Group 3-Archimedes

CERTIFICATE OF ANALYSIS WH12150916

Sample Description	Method	ME-MS41	ME-MS41	ME-MS41	ME-MS41	ME-MS41	ME-MS41	ME-MS41	ME-MS41	ME-MS41	ME-MS41	ME-MS41	ME-MS41	ME-MS41	ME-MS41	ME-MS41
	Analyte	Nb	Ni	P	Pb	Rb	Re	S	Sb	Sc	Se	Sn	Sr	Ta	Te	Th
	Units	ppm	ppm	ppm	ppm	ppm	ppm	%	ppm	ppm	ppm	ppm	ppm	ppm	ppm	ppm
	LOR	0.05	0.2	10	0.2	0.1	0.001	0.01	0.05	0.1	0.2	0.2	0.2	0.01	0.01	0.2
CC08625		0.69	34.6	360	20.7	11.5	<0.001	0.02	2.11	4.7	2.0	0.9	33.6	<0.01	0.04	3.2
CC08626		0.08	2.0	320	0.6	1.1	<0.001	0.02	0.25	0.2	<0.2	<0.2	31.3	<0.01	<0.01	<0.2
CC08627		0.81	19.3	460	31.6	11.5	0.001	0.05	1.04	2.0	1.2	0.5	71.6	0.01	0.02	1.7
CC08628		1.29	49.3	1470	59.6	19.3	0.003	0.05	5.46	2.9	2.1	6.0	48.3	<0.01	0.12	3.6
CC08629		0.95	30.4	740	174.0	25.6	0.001	0.08	5.45	2.6	1.5	10.6	58.6	<0.01	0.05	1.2
CC08630		0.80	19.4	670	57.0	15.5	<0.001	0.07	3.47	1.7	0.9	3.6	63.4	<0.01	0.01	1.1
CC08631		0.99	22.5	670	48.4	14.6	<0.001	0.08	3.54	2.2	2.1	3.2	56.5	<0.01	0.06	1.2
CC49900		0.97	19.4	700	23.3	12.7	<0.001	0.06	2.07	2.1	1.5	1.8	41.2	<0.01	0.04	1.5
CC49901		0.18	2.4	330	1.8	0.9	<0.001	0.04	0.58	0.4	<0.2	<0.2	20.1	<0.01	<0.01	<0.2
CC49902		0.66	11.8	690	24.0	8.0	<0.001	0.08	2.69	1.4	1.2	1.3	52.4	<0.01	0.01	1.0
CC49903		0.58	12.9	640	19.9	7.7	<0.001	0.08	4.15	1.3	1.2	2.2	46.1	<0.01	0.04	0.9
CC49904		0.70	14.4	770	20.5	5.0	<0.001	0.07	7.91	1.5	1.2	1.7	40.8	<0.01	0.01	0.9
CC49905		0.96	27.1	740	45.4	9.4	<0.001	0.03	5.41	3.5	2.5	4.3	42.5	<0.01	0.05	3.2
CC49906		0.85	13.5	600	22.8	10.7	0.001	0.03	4.45	2.2	1.2	3.5	33.9	<0.01	0.04	2.1
CC49907		0.72	17.6	640	23.2	9.6	<0.001	0.05	3.46	1.8	0.8	2.1	45.4	<0.01	0.02	1.2
CC49908		0.64	13.0	670	33.7	8.7	<0.001	0.06	4.41	1.5	0.9	3.3	44.9	<0.01	0.02	0.9
CC49909		0.49	11.5	790	458	4.5	<0.001	0.13	11.05	0.6	1.3	3.3	45.9	<0.01	0.02	0.3
CC49910		0.56	28.9	1430	884	8.8	<0.001	0.19	59.5	1.4	5.4	38.7	59.1	<0.01	0.08	0.7
CC49911		0.63	35.6	1130	39.5	9.2	0.001	0.15	4.37	1.3	2.0	0.9	56.5	<0.01	0.04	0.6
CC49912		0.58	22.8	760	96.4	9.8	<0.001	0.11	4.10	1.2	2.7	4.7	56.8	<0.01	0.06	0.8
CC49913		0.47	10.6	810	37.3	8.1	<0.001	0.05	2.40	1.4	2.2	2.2	27.5	<0.01	0.08	1.1
CC49914		0.54	40.0	750	73.2	9.0	0.003	0.21	8.07	2.8	8.8	2.9	107.5	<0.01	0.10	2.5
CC49915		0.26	4.2	400	112.0	10.0	0.003	0.04	2.67	0.8	5.2	6.1	37.1	<0.01	0.10	2.0
CC49916		0.29	7.0	480	34.2	7.6	<0.001	0.05	3.43	0.4	1.6	2.8	22.8	<0.01	0.07	<0.2
CC49917		0.30	4.6	250	15.0	4.3	<0.001	<0.01	1.22	0.3	0.4	1.2	9.4	<0.01	0.03	<0.2
CC49918		0.73	7.8	380	24.7	7.0	<0.001	0.01	2.32	0.5	0.8	1.6	16.7	<0.01	0.03	0.2
CC49919		0.22	7.3	380	17.6	5.9	<0.001	<0.01	0.90	0.6	0.2	0.7	13.9	<0.01	0.01	0.2
CC49920		0.87	51.7	1090	101.5	15.6	<0.001	0.04	4.43	2.1	1.8	6.1	34.1	<0.01	0.06	1.3
CC49921		1.06	15.6	730	26.9	11.8	<0.001	<0.01	1.96	2.0	1.1	1.5	23.6	<0.01	0.02	2.7
CC49922		0.33	2.2	230	4.6	2.2	<0.001	<0.01	0.25	0.5	<0.2	0.6	7.8	<0.01	<0.01	0.8
CC49923		1.08	8.6	390	19.2	9.4	0.001	0.01	3.87	1.7	1.2	1.3	12.4	<0.01	0.08	3.1
CC49924		0.39	8.8	840	60.4	14.6	0.005	0.06	4.92	0.9	4.2	3.8	39.4	<0.01	0.08	0.2
CC49925		0.62	19.8	840	69.4	11.8	0.002	0.07	6.32	2.0	3.3	3.2	58.0	<0.01	0.12	1.8
CC49926		0.27	7.6	710	14.8	8.5	0.002	0.06	1.19	0.8	1.5	0.5	25.3	<0.01	0.03	0.2
CC49927		0.40	9.1	650	35.5	9.6	0.002	0.05	2.06	1.0	1.9	2.0	23.4	<0.01	0.06	0.5
CC49928		0.81	28.6	810	30.1	11.0	0.002	0.05	2.03	2.1	1.2	1.6	36.9	<0.01	0.04	1.9
CC49929		0.54	11.2	940	51.5	5.9	0.001	0.10	1.97	1.4	1.8	1.3	48.6	<0.01	0.03	0.8
CC49930		0.47	14.1	920	39.5	8.4	0.001	0.07	3.21	2.7	2.1	1.4	41.8	<0.01	0.06	1.5
CC49931		0.59	23.4	850	120.5	8.1	0.002	0.14	4.42	1.9	2.9	3.7	53.0	<0.01	0.05	1.1
CC49932		0.49	52.0	820	581	14.5	0.002	0.23	31.7	3.8	6.3	84.9	54.8	<0.01	0.12	2.5

***** See Appendix Page for comments regarding this certificate *****

ALS Canada Ltd.
2103 Dollarton Hwy
North Vancouver BC V7H 0A7
Phone: 604 984 0221 Fax: 604 984 0218 www.alsglobal.com

To: **SILVER RANGE RESOURCES LTD.**
C/O ARCHER, CATHRO & ASSOCIATES (1981) LIMITED
1016-510 W HASTINGS ST
VANCOUVER BC V6B 1L8

Finalized Date: 14-JUL-2012
Account: RANSIL

Project: Keg-Claim Group 3-Archimedes

CERTIFICATE OF ANALYSIS WH12150916

Sample Description	Method	ME-MS41	ME-MS41	ME-MS41	ME-MS41	ME-MS41	ME-MS41	ME-MS41	ME-MS41
	Analyte	Ti	Tl	U	V	W	Y	Zn	Zr
	Units	%	ppm	ppm	ppm	ppm	ppm	ppm	ppm
	LOR	0.005	0.02	0.05	1	0.05	0.05	2	0.5
CC08625		0.017	0.26	1.02	58	0.15	15.65	107	2.2
CC08626		0.015	0.02	0.27	9	<0.05	0.79	11	0.6
CC08627		0.028	0.18	1.72	64	0.11	6.34	115	1.9
CC08628		0.051	0.39	3.11	172	0.24	9.24	210	4.0
CC08629		0.027	0.26	2.72	95	0.09	8.16	532	2.5
CC08630		0.024	0.18	1.50	64	0.09	6.39	198	2.1
CC08631		0.024	0.21	2.29	64	0.17	9.90	139	2.8
CC49900		0.029	0.17	1.70	70	0.24	9.41	125	2.0
CC49901		0.017	<0.02	0.17	8	<0.05	0.65	13	<0.5
CC49902		0.019	0.13	1.18	42	0.10	6.15	102	2.0
CC49903		0.018	0.12	0.95	33	0.11	5.13	81	2.2
CC49904		0.019	0.14	1.37	38	0.11	6.57	100	1.6
CC49905		0.018	0.23	1.56	66	0.20	11.85	155	1.8
CC49906		0.021	0.19	0.89	64	0.15	4.54	118	1.3
CC49907		0.021	0.18	1.29	58	0.11	9.17	86	2.1
CC49908		0.019	0.14	1.34	50	0.10	7.93	84	1.6
CC49909		0.021	0.18	0.58	25	0.05	8.97	321	1.6
CC49910		0.015	0.29	2.84	36	0.11	39.1	639	1.6
CC49911		0.013	0.22	1.92	37	0.08	37.8	127	2.0
CC49912		0.014	0.32	1.57	30	0.09	22.3	162	2.2
CC49913		0.017	0.17	0.88	32	0.07	5.61	65	1.8
CC49914		0.016	0.53	2.32	27	0.12	25.6	59	7.7
CC49915		0.010	0.77	0.66	12	0.63	3.21	12	<0.5
CC49916		0.023	0.25	0.53	36	0.17	2.22	29	<0.5
CC49917		0.028	0.12	0.38	28	0.09	1.84	15	<0.5
CC49918		0.036	0.20	0.46	49	0.20	2.17	34	<0.5
CC49919		0.022	0.17	0.32	21	0.06	2.69	30	<0.5
CC49920		0.021	0.36	1.24	70	0.29	6.33	143	<0.5
CC49921		0.036	0.20	0.61	58	0.22	3.58	92	<0.5
CC49922		0.029	0.06	0.21	16	0.06	1.28	11	0.5
CC49923		0.046	0.24	0.58	68	0.30	3.09	46	0.8
CC49924		0.015	0.70	1.20	27	0.12	5.18	34	<0.5
CC49925		0.026	0.58	1.07	43	0.25	6.97	104	<0.5
CC49926		0.018	0.21	0.68	29	0.09	3.28	44	<0.5
CC49927		0.017	0.36	0.72	31	0.12	3.11	29	<0.5
CC49928		0.022	0.30	1.06	36	0.20	9.46	138	1.4
CC49929		0.017	0.19	0.98	31	0.10	6.21	87	1.8
CC49930		0.012	0.20	1.48	43	0.09	9.53	92	1.3
CC49931		0.015	0.32	2.12	35	0.12	19.80	106	1.8
CC49932		0.014	0.52	1.91	50	0.44	39.7	738	2.9

***** See Appendix Page for comments regarding this certificate *****

ALS Canada Ltd.
2103 Dollarton Hwy
North Vancouver BC V7H 0A7
Phone: 604 984 0221 Fax: 604 984 0218 www.alsglobal.com

To: **SILVER RANGE RESOURCES LTD.**
C/O ARCHER, CATHRO & ASSOCIATES (1981) LIMITED
1016-510 W HASTINGS ST
VANCOUVER BC V6B 1L8

Finalized Date: 14-JUL-2012
Account: RANSIL

Project: Keg-Claim Group 3-Archimedes

CERTIFICATE OF ANALYSIS WH12150916

Sample Description	Method	WEI-21	Au-ICP21	ME-MS41	ME-MS41	ME-MS41	ME-MS41	ME-MS41	ME-MS41	ME-MS41	ME-MS41	ME-MS41	ME-MS41	ME-MS41	ME-MS41	ME-MS41
	Analyte	Recvd Wt.	Au	Ag	Al	As	Au	B	Ba	Be	Bi	Ca	Cd	Ce	Co	Cr
	Units	kg	ppm	ppm	%	ppm	ppm	ppm	ppm	ppm	ppm	%	ppm	ppm	ppm	ppm
	LOR	0.02	0.001	0.01	0.01	0.1	0.2	10	10	0.05	0.01	0.01	0.01	0.02	0.1	1
CC49933		0.22	0.014	7.06	0.81	383	<0.2	<10	450	0.51	0.59	1.90	4.89	76.0	4.9	16
CC49934		0.24	0.003	4.40	1.10	57.7	<0.2	<10	280	0.74	0.21	1.33	4.21	54.7	6.4	17
CC49935		0.18	0.002	2.28	0.70	36.4	<0.2	<10	140	0.38	0.09	1.52	3.08	24.9	3.5	9
CC49936		0.24	0.004	2.35	0.69	58.0	<0.2	<10	410	0.63	0.16	2.03	1.65	73.0	4.6	18
CC70686		0.23	0.001	0.55	0.80	51.4	<0.2	<10	180	0.27	0.23	0.55	1.07	15.15	4.0	23
CC70687		0.16	0.002	0.45	0.57	6.6	<0.2	<10	590	0.18	0.08	1.98	1.04	12.60	2.7	9
CC70688		0.19	0.002	1.04	0.92	10.4	<0.2	<10	320	0.42	0.14	1.07	1.93	31.5	6.1	17
CC70689		0.25	0.001	0.50	0.84	11.6	<0.2	<10	310	0.26	0.18	0.87	1.53	22.1	7.6	17
CC70690		0.18	<0.001	0.72	0.67	14.3	<0.2	<10	140	0.29	0.14	0.24	1.30	29.4	6.8	11
CC70691		0.18	<0.001	0.71	0.28	4.8	<0.2	<10	100	0.10	0.08	0.17	0.82	9.43	2.0	5
CC70692		0.18	0.003	1.10	1.47	18.9	<0.2	<10	350	0.53	0.26	0.41	0.70	33.6	7.3	28
CC70693		0.21	0.002	0.34	0.70	11.1	<0.2	<10	210	0.24	0.11	0.28	1.36	21.4	6.1	12
CC70694		0.21	0.002	2.07	1.07	26.4	<0.2	<10	370	0.49	0.37	0.08	1.07	34.7	9.7	26
CC70695		0.26	0.011	0.28	1.13	18.1	<0.2	<10	130	0.45	0.19	0.17	1.09	38.1	9.3	24
CC70696		0.21	0.003	0.80	1.01	16.5	<0.2	<10	210	0.34	0.29	0.08	0.78	31.0	3.0	23
CC70697		0.21	0.004	0.56	1.18	13.4	<0.2	<10	510	0.54	0.22	0.76	2.98	33.8	5.2	21
CC70698		0.27	0.009	0.62	1.15	55.0	<0.2	<10	420	0.69	0.26	0.16	0.76	44.5	12.4	23
CC70699		0.28	0.002	0.16	0.59	16.8	<0.2	<10	150	0.23	0.25	0.04	0.23	32.0	2.5	15
CC70700		0.21	0.004	1.34	0.20	95.0	<0.2	<10	100	0.12	0.17	0.01	0.03	20.3	0.2	17
CC14556		0.15	0.003	1.02	0.81	14.3	<0.2	<10	420	0.50	0.14	1.69	2.68	62.4	5.9	13
CC14557		0.19	0.003	0.56	0.81	9.9	<0.2	<10	490	0.37	0.14	1.34	1.18	39.9	5.5	13
CC14558		0.28	0.003	2.28	0.75	38.2	<0.2	<10	410	0.81	0.20	1.16	1.70	111.0	6.1	17
CC14559		0.19	0.004	1.14	0.87	18.4	<0.2	<10	740	0.68	0.17	1.67	0.70	56.6	5.2	17
CC14560		0.16	0.003	1.60	1.84	22.4	<0.2	<10	400	0.55	0.31	0.38	1.18	32.3	8.9	28
CC14561		0.24	0.006	23.1	1.46	605	<0.2	<10	130	3.30	8.62	0.04	12.40	104.5	4.8	18
CC14562		0.23	0.002	0.35	0.59	23.2	<0.2	<10	110	0.25	0.33	0.10	1.79	26.6	4.3	13
CC14563		0.25	0.003	0.26	0.93	26.0	<0.2	<10	110	0.36	0.32	0.11	0.78	27.7	7.0	19
CC14564		0.20	0.001	0.66	0.88	11.2	<0.2	<10	150	0.51	0.18	1.19	1.66	24.6	5.1	11
CC14565		0.25	0.004	0.62	0.68	14.9	<0.2	<10	100	0.47	0.15	1.25	0.55	41.8	4.5	12
CC14566		0.21	0.006	0.95	0.85	21.6	<0.2	<10	240	0.58	0.20	0.92	0.72	36.9	5.4	15
CC14567		0.14	0.004	0.90	0.96	16.1	<0.2	<10	230	0.63	0.19	1.27	0.63	32.2	5.3	14
CC14568		0.23	0.002	0.89	0.77	17.8	<0.2	<10	180	0.53	0.15	1.04	0.63	31.4	5.0	13
CC14569		0.21	0.006	0.87	1.24	14.9	<0.2	<10	360	0.94	0.20	1.36	1.04	32.2	7.4	23
CC14570		0.26	0.004	0.95	1.24	23.0	<0.2	<10	450	0.66	0.24	1.42	1.42	25.2	8.6	22
CC14571		0.11	0.004	0.95	0.79	26.3	<0.2	<10	410	0.51	0.13	2.27	1.38	28.6	5.7	13
CC14572		0.13	0.003	0.51	0.63	8.0	<0.2	<10	720	0.51	0.10	3.16	0.98	15.80	4.4	11
CC14573		0.26	0.002	0.75	1.35	26.6	<0.2	<10	230	0.67	0.19	1.25	0.65	27.2	8.5	24
CC14574		0.26	0.002	0.55	1.27	26.0	<0.2	<10	300	0.69	0.16	1.19	0.66	22.5	6.5	19
CC14575		0.20	0.003	0.47	1.07	13.1	<0.2	<10	560	0.42	0.17	1.24	0.72	20.7	6.7	19
CC14576		0.16	0.003	0.52	0.69	8.4	<0.2	<10	670	0.41	0.08	2.45	0.75	14.05	3.3	9

***** See Appendix Page for comments regarding this certificate *****

ALS Canada Ltd.
2103 Dollarton Hwy
North Vancouver BC V7H 0A7
Phone: 604 984 0221 Fax: 604 984 0218 www.alsglobal.com

To: **SILVER RANGE RESOURCES LTD.**
C/O ARCHER, CATHRO & ASSOCIATES (1981) LIMITED
1016-510 W HASTINGS ST
VANCOUVER BC V6B 1L8

Finalized Date: 14-JUL-2012
Account: RANSIL

Project: Keg-Claim Group 3-Archimedes

CERTIFICATE OF ANALYSIS WH12150916

Sample Description	Method	ME-MS41	ME-MS41	ME-MS41	ME-MS41	ME-MS41	ME-MS41	ME-MS41	ME-MS41	ME-MS41	ME-MS41	ME-MS41	ME-MS41	ME-MS41	ME-MS41	ME-MS41
	Analyte	Cs	Cu	Fe	Ga	Ge	Hf	Hg	In	K	La	Li	Mg	Mn	Mo	Na
	Units	ppm	ppm	%	ppm	ppm	ppm	ppm	ppm	%	ppm	ppm	%	ppm	ppm	%
	LOR	0.05	0.2	0.01	0.05	0.05	0.02	0.01	0.005	0.01	0.2	0.1	0.01	5	0.05	0.01
CC49933		4.61	35.5	2.27	1.98	0.10	0.11	0.17	0.161	0.10	47.7	5.9	0.15	285	1.83	0.02
CC49934		4.84	17.9	2.20	2.48	0.07	0.04	0.15	0.265	0.07	25.2	11.6	0.30	420	1.83	0.02
CC49935		1.90	14.3	1.18	1.38	0.05	0.04	0.08	0.155	0.04	11.9	4.3	0.11	375	0.76	0.03
CC49936		3.21	18.1	1.76	1.76	0.11	0.05	0.18	0.107	0.05	46.7	5.4	0.19	386	1.46	0.02
CC70686		1.39	13.4	1.95	2.56	<0.05	<0.02	0.03	0.045	0.06	7.0	9.7	0.23	288	1.70	0.01
CC70687		0.69	14.0	0.69	1.47	<0.05	0.02	0.04	0.013	0.03	7.4	3.0	0.10	265	0.44	0.04
CC70688		3.43	16.2	1.46	2.51	0.05	0.04	0.05	0.028	0.06	17.6	9.0	0.26	375	0.86	0.03
CC70689		2.01	10.6	1.60	3.07	<0.05	0.02	0.03	0.025	0.06	9.9	7.6	0.21	671	1.30	0.02
CC70690		1.98	12.1	1.44	2.41	<0.05	0.02	0.05	0.026	0.05	15.0	4.7	0.12	609	1.05	0.02
CC70691		1.17	6.6	0.73	1.49	<0.05	<0.02	0.03	0.010	0.05	4.9	1.1	0.04	233	0.53	0.02
CC70692		2.89	14.7	2.63	4.98	0.05	<0.02	0.05	0.032	0.07	16.1	15.0	0.42	255	1.74	0.01
CC70693		1.40	7.6	1.32	2.65	<0.05	<0.02	0.03	0.022	0.04	11.4	5.4	0.12	420	0.67	0.02
CC70694		3.57	19.5	2.60	5.11	0.05	<0.02	0.09	0.040	0.08	16.6	5.3	0.15	2750	2.77	0.01
CC70695		1.29	17.8	2.24	3.21	0.06	0.02	0.05	0.026	0.05	20.1	11.3	0.35	488	1.52	0.01
CC70696		1.60	11.9	1.83	5.58	0.05	<0.02	0.05	0.024	0.05	16.4	6.0	0.17	136	1.75	0.01
CC70697		2.48	13.0	2.13	3.84	0.05	<0.02	0.09	0.031	0.04	17.1	8.3	0.17	432	1.33	0.01
CC70698		2.86	22.6	2.34	3.38	0.08	0.02	0.02	0.033	0.05	23.1	10.2	0.30	282	1.48	0.01
CC70699		5.75	12.5	1.51	3.90	0.06	<0.02	0.06	0.021	0.05	17.6	1.7	0.05	98	1.79	0.01
CC70700		1.09	52.7	1.80	2.12	0.05	<0.02	0.04	0.046	0.03	11.9	0.7	0.01	8	1.62	<0.01
CC14556		4.14	20.1	1.33	2.25	0.09	0.05	0.11	0.047	0.04	37.6	5.2	0.17	563	0.66	0.02
CC14557		2.44	22.2	1.28	2.57	0.07	0.05	0.06	0.030	0.05	23.2	5.4	0.18	422	0.80	0.02
CC14558		4.49	22.4	2.80	2.17	0.12	0.06	0.10	0.050	0.06	66.6	6.9	0.26	733	1.64	0.01
CC14559		3.62	27.9	1.93	2.28	0.08	0.04	0.13	0.034	0.06	34.9	7.1	0.22	477	1.04	0.02
CC14560		1.93	11.4	3.05	6.02	0.05	0.02	0.09	0.037	0.05	16.1	20.5	0.36	472	1.82	0.01
CC14561		2.67	146.0	10.75	6.03	0.20	0.03	0.06	5.47	0.02	92.5	6.8	0.03	305	2.10	0.01
CC14562		3.17	13.8	1.83	3.83	<0.05	<0.02	0.02	0.056	0.05	14.0	3.6	0.09	207	1.58	0.01
CC14563		5.17	13.7	2.41	4.40	0.05	<0.02	0.02	0.030	0.05	12.4	11.5	0.25	287	1.99	0.01
CC14564		4.01	16.7	1.37	2.73	0.05	0.03	0.04	0.020	0.04	13.4	7.6	0.17	359	0.84	0.02
CC14565		3.36	12.7	1.54	2.21	0.07	0.04	0.05	0.022	0.05	29.6	7.7	0.20	312	0.89	0.02
CC14566		3.62	16.7	1.66	2.59	0.08	0.05	0.05	0.030	0.05	25.4	8.7	0.25	328	1.07	0.01
CC14567		4.23	16.5	1.50	2.70	0.06	0.06	0.07	0.026	0.06	21.6	9.9	0.27	315	0.92	0.02
CC14568		5.14	14.6	1.69	2.20	0.07	0.06	0.06	0.024	0.05	19.6	9.2	0.24	247	0.92	0.01
CC14569		3.52	45.5	1.86	3.31	0.07	0.07	0.10	0.028	0.08	20.6	18.2	0.44	387	1.23	0.02
CC14570		2.56	58.2	2.15	3.80	0.06	0.06	0.07	0.032	0.09	19.1	15.2	0.32	368	1.70	0.02
CC14571		2.22	26.1	1.30	2.10	0.06	0.06	0.05	0.023	0.05	18.6	7.7	0.22	425	0.75	0.03
CC14572		1.21	56.8	0.93	1.73	<0.05	0.04	0.09	0.013	0.05	9.8	5.3	0.20	377	0.87	0.04
CC14573		3.03	22.1	1.83	3.69	0.06	0.07	0.05	0.032	0.11	13.6	16.7	0.61	219	1.31	0.03
CC14574		2.99	18.9	2.01	3.24	0.06	0.07	0.03	0.042	0.10	11.4	14.9	0.47	302	1.23	0.02
CC14575		1.54	26.0	1.73	3.11	<0.05	0.03	0.06	0.024	0.09	9.0	14.4	0.32	255	1.44	0.03
CC14576		1.23	33.2	0.89	1.80	0.05	0.05	0.05	0.009	0.04	13.5	4.5	0.11	183	0.65	0.04

***** See Appendix Page for comments regarding this certificate *****

ALS Canada Ltd.
2103 Dollarton Hwy
North Vancouver BC V7H 0A7
Phone: 604 984 0221 Fax: 604 984 0218 www.alsglobal.com

To: **SILVER RANGE RESOURCES LTD.**
C/O ARCHER, CATHRO & ASSOCIATES (1981) LIMITED
1016-510 W HASTINGS ST
VANCOUVER BC V6B 1L8

Finalized Date: 14-JUL-2012
Account: RANSIL

Project: Keg-Claim Group 3-Archimedes

CERTIFICATE OF ANALYSIS WH12150916

Sample Description	Method	ME-MS41	ME-MS41	ME-MS41	ME-MS41	ME-MS41	ME-MS41	ME-MS41	ME-MS41	ME-MS41	ME-MS41	ME-MS41	ME-MS41	ME-MS41	ME-MS41	ME-MS41
	Analyte	Nb	Ni	P	Pb	Rb	Re	S	Sb	Sc	Se	Sn	Sr	Ta	Te	Th
	Units	ppm	ppm	ppm	ppm	ppm	ppm	%	ppm	ppm	ppm	ppm	ppm	ppm	ppm	ppm
	LOR	0.05	0.2	10	0.2	0.1	0.001	0.01	0.05	0.1	0.2	0.2	0.2	0.01	0.01	0.2
CC49933		0.41	32.5	1170	541	12.2	0.001	0.24	31.8	1.9	5.8	51.4	74.6	<0.01	0.12	1.7
CC49934		0.61	40.6	740	472	11.5	0.002	0.10	11.10	1.9	3.0	5.7	40.0	<0.01	0.04	1.0
CC49935		0.39	19.8	640	199.5	5.1	0.001	0.12	3.63	1.2	2.2	1.8	39.7	<0.01	0.03	0.4
CC49936		0.30	34.0	1000	231	7.8	0.001	0.12	3.87	1.7	3.2	1.5	53.7	<0.01	0.04	1.0
CC70686		1.39	22.9	220	196.0	7.0	0.001	0.02	11.10	1.1	0.3	10.0	26.0	<0.01	0.04	1.4
CC70687		0.33	9.7	710	12.2	2.7	0.001	0.09	1.40	0.6	0.6	0.4	66.0	<0.01	0.02	0.2
CC70688		0.68	24.2	720	31.4	8.6	0.002	0.06	3.20	1.9	0.9	0.8	42.9	<0.01	0.02	1.1
CC70689		0.78	16.5	370	32.9	12.4	0.001	0.04	2.94	1.5	0.4	0.7	34.5	<0.01	0.02	1.1
CC70690		0.57	19.8	300	49.1	6.4	0.001	0.02	6.85	1.4	0.6	1.1	20.6	<0.01	0.02	1.6
CC70691		0.26	7.6	250	10.5	6.1	0.001	0.02	1.91	0.5	0.3	0.5	13.9	<0.01	0.02	<0.2
CC70692		0.92	27.4	420	30.2	10.1	0.001	0.03	3.69	2.1	0.6	0.9	23.6	<0.01	0.05	0.9
CC70693		0.32	16.9	520	21.3	4.4	0.001	0.04	4.23	0.8	0.6	0.5	18.8	<0.01	0.02	0.2
CC70694		0.58	25.5	1200	42.9	25.8	0.001	0.08	9.61	1.6	0.6	2.2	13.4	<0.01	0.05	0.3
CC70695		0.80	35.0	580	22.0	6.9	0.001	0.02	3.53	2.2	0.8	0.8	17.5	<0.01	0.04	1.8
CC70696		0.97	14.0	360	23.1	9.3	0.001	0.02	1.71	1.4	0.6	1.0	11.3	<0.01	0.05	0.5
CC70697		0.67	22.8	1040	23.1	7.2	0.001	0.09	1.77	1.4	0.8	0.6	40.2	<0.01	0.06	0.3
CC70698		0.98	37.2	690	42.0	7.9	0.001	0.01	4.36	3.6	1.6	1.1	27.6	<0.01	0.05	4.1
CC70699		0.59	19.0	460	60.5	8.1	0.001	0.02	3.07	0.9	0.8	1.6	25.1	<0.01	0.04	0.5
CC70700		0.07	1.9	230	214	4.1	0.001	0.02	13.95	1.4	2.7	8.5	19.2	<0.01	0.12	1.9
CC14556		0.43	26.1	1140	119.5	8.4	0.001	0.14	3.12	1.4	1.8	1.3	57.3	<0.01	0.02	0.6
CC14557		0.47	17.7	940	32.0	8.8	0.001	0.11	2.05	1.5	1.6	0.5	48.2	<0.01	0.03	0.7
CC14558		0.24	40.5	700	322	8.1	0.001	0.16	6.92	2.4	2.3	7.8	47.8	<0.01	0.05	1.6
CC14559		0.34	28.2	920	56.6	9.1	0.001	0.13	3.67	1.7	2.5	1.3	65.8	<0.01	0.04	0.6
CC14560		1.77	26.0	450	28.8	8.4	0.001	0.03	2.25	2.7	0.8	0.8	22.3	0.01	0.05	2.4
CC14561		1.02	152.0	2240	5950	5.3	0.001	0.16	101.0	6.4	12.1	134.5	86.1	0.02	1.72	8.9
CC14562		0.98	18.0	400	107.5	11.9	0.001	0.02	9.92	1.3	0.6	4.2	12.3	<0.01	0.09	0.8
CC14563		1.07	25.2	380	44.4	12.0	<0.001	0.02	5.62	1.7	0.5	1.4	11.3	<0.01	0.07	1.2
CC14564		0.84	16.9	730	30.4	9.0	<0.001	0.06	2.70	1.3	0.7	0.8	45.6	0.01	0.04	0.6
CC14565		0.68	20.5	550	25.8	8.4	<0.001	0.04	4.47	1.7	0.9	0.6	48.7	<0.01	0.03	1.3
CC14566		0.67	28.1	660	32.5	9.4	<0.001	0.05	5.51	1.9	1.0	1.3	35.5	<0.01	0.04	1.3
CC14567		0.76	25.0	800	28.8	8.4	0.001	0.07	3.80	1.6	0.9	1.0	53.9	0.01	0.04	1.1
CC14568		0.72	24.7	590	24.8	8.1	0.001	0.05	4.53	1.8	0.9	0.7	40.3	<0.01	0.04	1.3
CC14569		1.06	36.7	690	25.6	12.6	<0.001	0.05	2.79	2.4	1.5	1.1	55.5	0.01	0.05	1.5
CC14570		1.00	35.2	510	30.1	13.9	<0.001	0.03	2.53	2.7	1.5	1.0	52.9	<0.01	0.06	1.3
CC14571		0.70	24.8	660	38.7	7.9	0.001	0.07	2.72	1.5	1.4	1.3	72.9	0.01	0.04	0.8
CC14572		0.34	27.5	730	11.8	6.0	0.001	0.09	2.23	0.9	2.4	0.3	101.5	<0.01	0.05	0.2
CC14573		1.62	45.9	480	45.6	17.9	<0.001	0.02	2.11	2.9	0.9	1.5	55.0	<0.01	0.04	2.8
CC14574		1.88	31.1	430	57.1	16.1	0.001	0.02	2.66	2.5	1.0	1.2	59.9	<0.01	0.04	2.5
CC14575		0.96	24.6	460	21.6	9.9	0.001	0.03	1.49	2.3	0.9	0.6	47.0	<0.01	0.03	1.4
CC14576		0.47	12.8	570	12.7	5.2	0.001	0.07	1.50	0.9	1.6	0.6	75.6	<0.01	0.04	0.3

***** See Appendix Page for comments regarding this certificate *****

ALS Canada Ltd.
2103 Dollarton Hwy
North Vancouver BC V7H 0A7
Phone: 604 984 0221 Fax: 604 984 0218 www.alsglobal.com

To: **SILVER RANGE RESOURCES LTD.**
C/O ARCHER, CATHRO & ASSOCIATES (1981) LIMITED
1016-510 W HASTINGS ST
VANCOUVER BC V6B 1L8

Finalized Date: 14-JUL-2012
Account: RANSIL

Project: Keg-Claim Group 3-Archimedes

CERTIFICATE OF ANALYSIS WH12150916

Sample Description	Method	ME-MS41	ME-MS41	ME-MS41	ME-MS41	ME-MS41	ME-MS41	ME-MS41	ME-MS41
	Analyte	Ti	Tl	U	V	W	Y	Zn	Zr
	Units	%	ppm	ppm	ppm	ppm	ppm	ppm	ppm
	LOR	0.005	0.02	0.05	1	0.05	0.05	2	0.5
CC49933		0.011	0.47	2.09	35	0.14	24.8	493	3.3
CC49934		0.016	0.51	1.58	46	0.22	26.1	568	1.2
CC49935		0.024	0.38	0.68	29	0.05	18.00	293	1.3
CC49936		0.011	0.28	1.81	36	0.08	33.7	243	1.4
CC70686		0.027	0.15	0.43	48	0.22	2.89	110	0.5
CC70687		0.018	0.07	0.98	18	0.12	5.76	36	0.9
CC70688		0.030	0.17	0.87	33	0.13	13.00	140	1.2
CC70689		0.035	0.14	0.51	38	0.20	3.65	121	0.7
CC70690		0.032	0.18	0.54	32	0.17	7.06	132	0.6
CC70691		0.026	0.07	0.26	21	0.08	1.89	51	<0.5
CC70692		0.042	0.23	0.74	60	0.34	4.96	131	<0.5
CC70693		0.024	0.13	0.43	34	0.26	4.50	124	<0.5
CC70694		0.042	0.35	1.41	70	0.35	6.52	162	<0.5
CC70695		0.060	0.20	1.01	47	0.39	7.71	191	0.6
CC70696		0.051	0.19	0.99	59	0.35	4.33	70	<0.5
CC70697		0.028	0.21	1.04	54	0.24	13.35	174	<0.5
CC70698		0.061	0.60	1.41	45	0.19	22.1	272	1.0
CC70699		0.037	0.48	0.71	49	0.26	4.55	113	<0.5
CC70700		<0.005	0.09	0.70	38	0.06	3.06	8	<0.5
CC14556		0.016	0.29	1.83	34	0.07	30.6	170	1.6
CC14557		0.020	0.23	1.45	34	0.11	18.70	105	1.6
CC14558		0.011	0.36	1.29	40	0.09	30.6	277	1.8
CC14559		0.013	0.29	1.68	40	0.09	29.8	133	1.3
CC14560		0.052	0.19	0.73	68	0.39	6.17	210	0.6
CC14561		0.025	1.09	4.11	79	0.38	36.3	3190	2.0
CC14562		0.046	0.24	0.61	53	0.33	4.12	155	<0.5
CC14563		0.044	0.22	0.60	53	0.44	4.22	142	0.5
CC14564		0.028	0.15	0.84	31	0.14	9.84	146	1.0
CC14565		0.025	0.18	1.03	33	0.17	14.75	80	1.4
CC14566		0.022	0.21	1.41	37	0.16	17.15	161	1.5
CC14567		0.022	0.18	1.43	32	0.23	14.25	121	1.8
CC14568		0.024	0.19	1.38	31	0.21	14.40	134	1.6
CC14569		0.027	0.22	1.96	51	0.19	23.0	103	2.4
CC14570		0.022	0.23	1.82	52	0.20	19.55	153	1.8
CC14571		0.019	0.16	1.03	28	0.18	16.60	110	2.1
CC14572		0.011	0.13	3.74	23	0.11	11.60	43	1.6
CC14573		0.046	0.27	0.70	65	0.64	10.70	180	2.6
CC14574		0.042	0.25	0.79	53	0.36	9.72	147	2.5
CC14575		0.028	0.15	0.82	42	0.16	5.13	101	1.1
CC14576		0.015	0.11	2.78	22	0.09	14.60	40	1.9

***** See Appendix Page for comments regarding this certificate *****

ALS Canada Ltd.
2103 Dollarton Hwy
North Vancouver BC V7H 0A7
Phone: 604 984 0221 Fax: 604 984 0218 www.alsglobal.com

To: **SILVER RANGE RESOURCES LTD.**
C/O ARCHER, CATHRO & ASSOCIATES (1981) LIMITED
1016-510 W HASTINGS ST
VANCOUVER BC V6B 1L8

Finalized Date: 14-JUL-2012
Account: RANSIL

Project: Keg-Claim Group 3-Archimedes

CERTIFICATE OF ANALYSIS WH12150916

Sample Description	Method	WEI-21	Au-ICP21	ME-MS41	ME-MS41	ME-MS41	ME-MS41	ME-MS41	ME-MS41	ME-MS41	ME-MS41	ME-MS41	ME-MS41	ME-MS41	ME-MS41	ME-MS41
	Analyte	Recvd Wt.	Au	Ag	Al	As	Au	B	Ba	Be	Bi	Ca	Cd	Ce	Co	Cr
	Units	kg	ppm	ppm	%	ppm	ppm	ppm	ppm	ppm	ppm	%	ppm	ppm	ppm	ppm
	LOR	0.02	0.001	0.01	0.01	0.1	0.2	10	10	0.05	0.01	0.01	0.01	0.02	0.1	1
CC14577		0.14	0.003	0.55	0.68	15.5	<0.2	<10	460	0.37	0.12	1.64	0.60	18.15	3.9	11

***** See Appendix Page for comments regarding this certificate *****

ALS Canada Ltd.
2103 Dollarton Hwy
North Vancouver BC V7H 0A7
Phone: 604 984 0221 Fax: 604 984 0218 www.alsglobal.com

To: **SILVER RANGE RESOURCES LTD.**
C/O ARCHER, CATHRO & ASSOCIATES (1981) LIMITED
1016-510 W HASTINGS ST
VANCOUVER BC V6B 1L8

Finalized Date: 14-JUL-2012
Account: RANSIL

Project: Keg-Claim Group 3-Archimedes

CERTIFICATE OF ANALYSIS WH12150916

Sample Description	Method	ME-MS41	ME-MS41	ME-MS41	ME-MS41	ME-MS41	ME-MS41	ME-MS41	ME-MS41	ME-MS41	ME-MS41	ME-MS41	ME-MS41	ME-MS41	ME-MS41	ME-MS41
	Analyte	Cs	Cu	Fe	Ga	Ge	Hf	Hg	In	K	La	Li	Mg	Mn	Mo	Na
	Units	ppm	ppm	%	ppm	ppm	ppm	ppm	ppm	%	ppm	ppm	%	ppm	ppm	%
	LOR	0.05	0.2	0.01	0.05	0.05	0.02	0.01	0.005	0.01	0.2	0.1	0.01	5	0.05	0.01
CC14577		1.63	24.9	1.28	1.99	<0.05	0.04	0.04	0.018	0.05	10.6	8.5	0.23	233	0.83	0.03

***** See Appendix Page for comments regarding this certificate *****

ALS Canada Ltd.
2103 Dollarton Hwy
North Vancouver BC V7H 0A7
Phone: 604 984 0221 Fax: 604 984 0218 www.alsglobal.com

To: **SILVER RANGE RESOURCES LTD.**
C/O ARCHER, CATHRO & ASSOCIATES (1981) LIMITED
1016-510 W HASTINGS ST
VANCOUVER BC V6B 1L8

Finalized Date: 14-JUL-2012
Account: RANSIL

Project: Keg-Claim Group 3-Archimedes

CERTIFICATE OF ANALYSIS WH12150916

Sample Description	Method	ME-MS41	ME-MS41	ME-MS41	ME-MS41	ME-MS41	ME-MS41	ME-MS41	ME-MS41	ME-MS41	ME-MS41	ME-MS41	ME-MS41	ME-MS41	ME-MS41	ME-MS41
	Analyte	Nb	Ni	P	Pb	Rb	Re	S	Sb	Sc	Se	Sn	Sr	Ta	Te	Th
	Units	ppm	ppm	ppm	ppm	ppm	ppm	%	ppm	ppm	ppm	ppm	ppm	ppm	ppm	ppm
	LOR	0.05	0.2	10	0.2	0.1	0.001	0.01	0.05	0.1	0.2	0.2	0.2	0.01	0.01	0.2
CC14577		0.75	18.5	530	20.0	7.3	<0.001	0.04	4.26	1.3	1.1	1.4	54.5	<0.01	0.04	0.6

***** See Appendix Page for comments regarding this certificate *****

ALS Canada Ltd.
2103 Dollarton Hwy
North Vancouver BC V7H 0A7
Phone: 604 984 0221 Fax: 604 984 0218 www.alsglobal.com

To: **SILVER RANGE RESOURCES LTD.**
C/O ARCHER, CATHRO & ASSOCIATES (1981) LIMITED
1016- 510 W HASTINGS ST
VANCOUVER BC V6B 1L8

Finalized Date: 14- JUL- 2012
Account: RANSIL

Project: Keg- Claim Group 3- Archimedes

CERTIFICATE OF ANALYSIS WH12150916

Sample Description	Method	ME-MS41	ME-MS41	ME-MS41	ME-MS41	ME-MS41	ME-MS41	ME-MS41	ME-MS41
	Analyte	Ti	Tl	U	V	W	Y	Zn	Zr
	Units	%	ppm	ppm	ppm	ppm	ppm	ppm	ppm
	LOR	0.005	0.02	0.05	1	0.05	0.05	2	0.5
CC14577		0.021	0.11	1.14	25	0.12	8.69	65	1.3

***** See Appendix Page for comments regarding this certificate *****

ALS Canada Ltd.
2103 Dollarton Hwy
North Vancouver BC V7H 0A7
Phone: 604 984 0221 Fax: 604 984 0218 www.alsglobal.com

To: **SILVER RANGE RESOURCES LTD.**
C/O ARCHER, CATHRO & ASSOCIATES (1981) LIMITED
1016-510 W HASTINGS ST
VANCOUVER BC V6B 1L8

Finalized Date: 14-JUL-2012
Account: RANSIL

Project: Keg-Claim Group 3-Archimedes

CERTIFICATE OF ANALYSIS WH12150916

Method	CERTIFICATE COMMENTS
ME-MS41	Gold determinations by this method are semi-quantitative due to the small sample weight used (0.5g).

ALS Canada Ltd.

2103 Dollarton Hwy
North Vancouver BC V7H 0A7
Phone: 604 984 0221 Fax: 604 984 0218 www.alsglobal.com

To: **SILVER RANGE RESOURCES LTD.**
C/O ARCHER, CATHRO & ASSOCIATES (1981) LIMITED
1016-510 W HASTINGS ST
VANCOUVER BC V6B 1L8

Finalized Date: 14-JUL-2012
Account: RANSIL

CERTIFICATE WH12150917

Project: Keg-Claim Group 3-Archimedes

P.O. No.:

This report is for 156 Soil samples submitted to our lab in Whitehorse, YT, Canada on 28-JUN-2012.

The following have access to data associated with this certificate:

MATT DUMALA	JOAN MARIACHER	

SAMPLE PREPARATION

ALS CODE	DESCRIPTION
WEI-21	Received Sample Weight
LOG-22	Sample login - Rcd w/o BarCode
SCR-41	Screen to -180um and save both

ANALYTICAL PROCEDURES

ALS CODE	DESCRIPTION	INSTRUMENT
Au-ICP21	Au 30g FA ICP-AES Finish	ICP-AES
ME-MS41	51 anal. aqua regia ICPMS	

To: **SILVER RANGE RESOURCES LTD.**
ATTN: JOAN MARIACHER
C/O ARCHER, CATHRO & ASSOCIATES (1981) LIMITED
1016-510 W HASTINGS ST
VANCOUVER BC V6B 1L8

This is the Final Report and supersedes any preliminary report with this certificate number. Results apply to samples as submitted. All pages of this report have been checked and approved for release.

***** See Appendix Page for comments regarding this certificate *****

Signature: 

Colin Ramshaw, Vancouver Laboratory Manager

ALS Canada Ltd.
2103 Dollarton Hwy
North Vancouver BC V7H 0A7
Phone: 604 984 0221 Fax: 604 984 0218 www.alsglobal.com

To: **SILVER RANGE RESOURCES LTD.**
C/O ARCHER, CATHRO & ASSOCIATES (1981) LIMITED
1016-510 W HASTINGS ST
VANCOUVER BC V6B 1L8

Finalized Date: 14-JUL-2012
Account: RANSIL

Project: Keg-Claim Group 3-Archimedes

CERTIFICATE OF ANALYSIS WH12150917

Sample Description	Method	WEI-21	Au-ICP21	ME-MS41	ME-MS41	ME-MS41	ME-MS41	ME-MS41	ME-MS41	ME-MS41	ME-MS41	ME-MS41	ME-MS41	ME-MS41	ME-MS41	ME-MS41
	Analyte	Recvd Wt.	Au	Ag	Al	As	Au	B	Ba	Be	Bi	Ca	Cd	Ce	Co	Cr
	Units	kg	ppm	ppm	%	ppm	ppm	ppm	ppm	ppm	ppm	%	ppm	ppm	ppm	ppm
	LOR	.02	0.001	0.01	0.01	0.1	0.2	10	10	0.05	0.01	0.01	0.01	0.02	0.1	1
CC142377		0.10	0.005	0.44	1.52	11.9	<0.2	<10	160	0.64	0.69	1.78	0.83	14.65	4.2	24
CC142378		0.26	0.003	0.44	1.26	9.2	<0.2	<10	210	0.72	0.29	0.86	0.45	29.3	3.5	20
CC142379		0.16	0.002	1.16	2.17	41.3	<0.2	<10	170	1.17	1.41	1.10	2.34	20.3	4.9	29
CC142380		0.22	0.004	11.40	1.92	79.5	<0.2	<10	190	1.04	18.05	0.60	11.50	41.8	6.3	25
CC142381		Not Recvd														
CC142382		0.30	0.006	2.20	1.10	82.9	<0.2	<10	260	0.82	6.72	0.26	9.26	43.2	6.0	22
CC142383		0.26	0.007	7.80	1.65	511	<0.2	<10	220	0.56	10.70	0.11	10.20	33.2	5.0	24
CC142384		0.17	0.008	2.49	1.23	26.8	<0.2	<10	150	1.02	3.35	0.21	1.47	19.95	3.2	16
CC142385		0.15	0.009	26.3	2.41	513	<0.2	<10	200	1.40	27.7	0.71	29.7	25.7	5.3	29
CC142386		0.15	0.001	0.32	0.70	5.3	<0.2	<10	50	0.22	0.20	0.18	0.44	6.24	1.3	5
CC142387		0.11	0.001	0.30	1.21	21.4	<0.2	<10	370	0.60	0.29	0.55	0.97	10.00	3.3	16
CC142388		0.13	0.002	1.01	1.57	34.0	<0.2	<10	150	0.77	1.76	1.02	1.69	12.55	4.3	19
CC142389		0.07	0.002	0.60	1.29	31.6	<0.2	<10	220	0.58	0.41	1.31	1.08	15.05	5.2	16
CC142390		0.21	0.007	0.94	1.16	40.4	<0.2	<10	480	0.83	0.52	0.67	2.22	39.7	9.5	24
CC142391		0.14	0.002	0.21	0.49	5.8	<0.2	<10	90	0.20	0.07	1.98	0.57	6.15	2.0	6
CC142392		0.14	0.002	0.19	0.53	6.0	<0.2	<10	50	0.24	0.07	1.87	0.24	6.71	1.7	6
CC142393		0.17	0.004	0.23	0.73	17.1	<0.2	<10	110	0.37	0.11	1.04	0.56	16.25	3.1	12
CC142394		0.25	0.003	0.21	0.41	7.2	<0.2	<10	80	0.34	0.07	1.39	0.33	10.40	2.4	7
CC142395		0.14	0.002	0.32	0.67	14.4	<0.2	<10	170	0.56	0.10	1.26	0.26	24.1	3.7	11
CC142396		0.24	0.001	0.33	0.56	17.1	<0.2	<10	150	0.43	0.14	0.95	0.85	23.6	3.2	8
CC142397		0.22	0.001	0.68	1.31	32.5	<0.2	<10	420	1.26	0.19	1.73	0.61	26.9	4.6	17
CC142398		0.17	0.002	0.64	0.65	23.0	<0.2	<10	80	1.02	0.23	1.67	0.63	31.7	5.2	12
CC142399		0.21	0.001	0.76	0.76	33.1	<0.2	<10	100	1.15	0.33	1.08	0.90	35.2	7.1	14
CC142400		0.23	0.001	0.54	0.54	29.0	<0.2	<10	40	1.11	0.26	1.84	0.17	31.4	5.7	8
CC142401		0.27	0.001	0.61	0.63	72.2	<0.2	<10	120	1.63	0.24	2.40	1.14	61.2	13.3	10
CC142402		0.25	0.002	0.96	1.22	30.1	<0.2	<10	300	0.74	0.29	0.31	2.37	58.6	10.5	24
CC142403		0.21	0.004	2.63	1.83	153.0	<0.2	<10	320	1.19	0.92	0.12	3.43	71.4	21.2	30
CC142404		0.21	0.007	2.07	1.00	222	<0.2	<10	230	0.53	1.53	0.07	1.01	37.2	6.6	19
CC142405		0.22	0.003	0.79	0.69	28.9	<0.2	<10	90	0.27	0.17	0.05	0.22	23.8	3.0	16
CC142406		0.24	0.008	0.78	0.40	22.2	<0.2	<10	120	0.24	0.16	0.04	0.17	18.75	1.3	15
CC142407		0.24	0.011	1.51	0.73	32.7	<0.2	<10	270	0.44	0.38	0.11	0.24	89.5	4.5	24
CC142408		0.19	0.013	1.57	0.65	52.1	<0.2	<10	350	0.42	0.36	0.09	0.15	72.8	2.7	34
CC142409		0.22	0.031	2.93	0.63	92.0	<0.2	<10	250	0.30	0.49	0.03	0.04	83.1	1.0	31
CC142410		0.19	0.018	0.76	0.47	32.7	<0.2	<10	190	0.21	0.60	0.03	0.04	58.7	0.8	19
CC97781		0.17	0.009	0.35	0.73	19.0	<0.2	<10	110	0.23	0.27	0.05	0.24	35.1	3.3	21
CC97782		0.16	0.024	0.57	0.58	11.9	<0.2	<10	100	0.16	0.35	0.04	0.12	20.1	2.1	15
CC97783		0.22	0.008	1.53	0.76	46.6	<0.2	<10	140	0.22	0.27	0.05	0.20	45.5	2.8	23
CC97784		0.17	0.007	0.62	0.98	41.2	<0.2	<10	180	0.43	0.32	0.09	0.39	35.0	5.5	24
CC97785		0.18	0.009	1.06	0.98	19.8	<0.2	<10	120	0.29	0.31	0.05	0.18	37.6	4.2	24
CC142411		0.29	0.004	0.60	0.21	17.8	<0.2	<10	160	0.15	0.16	0.01	0.03	21.9	0.2	13

***** See Appendix Page for comments regarding this certificate *****

ALS Canada Ltd.
2103 Dollarton Hwy
North Vancouver BC V7H 0A7
Phone: 604 984 0221 Fax: 604 984 0218 www.alsglobal.com

To: **SILVER RANGE RESOURCES LTD.**
C/O ARCHER, CATHRO & ASSOCIATES (1981) LIMITED
1016-510 W HASTINGS ST
VANCOUVER BC V6B 1L8

Finalized Date: 14-JUL-2012
Account: RANSIL

Project: Keg-Claim Group 3-Archimedes

CERTIFICATE OF ANALYSIS WH12150917

Sample Description	Method	ME-MS41	ME-MS41	ME-MS41	ME-MS41	ME-MS41	ME-MS41	ME-MS41	ME-MS41	ME-MS41	ME-MS41	ME-MS41	ME-MS41	ME-MS41	ME-MS41	ME-MS41
	Analyte	Cs	Cu	Fe	Ga	Ge	Hf	Hg	In	K	La	Li	Mg	Mn	Mo	Na
	Units	ppm	ppm	%	ppm	ppm	ppm	ppm	ppm	%	ppm	ppm	%	ppm	ppm	%
	LOR	0.05	0.2	0.01	0.05	0.05	0.02	0.01	0.005	0.01	0.2	0.1	0.01	5	0.05	0.01
CC142377		2.76	13.6	1.54	4.26	0.06	0.09	0.05	0.029	0.08	7.5	12.1	0.47	246	1.54	0.02
CC142378		2.11	17.9	1.22	3.80	0.05	0.06	0.05	0.020	0.04	9.8	10.6	0.30	228	0.78	0.01
CC142379		4.62	34.0	1.85	6.84	0.07	0.09	0.06	0.048	0.09	11.4	14.6	0.53	290	1.43	0.02
CC142380		5.18	61.8	2.50	5.50	0.07	0.04	0.07	0.225	0.09	20.9	18.1	0.45	284	2.20	0.01
CC142381																
CC142382		2.13	26.2	1.86	4.59	0.07	0.06	0.04	0.098	0.08	23.1	13.8	0.40	311	1.28	<0.01
CC142383		2.25	37.8	3.07	6.48	0.05	0.02	0.06	0.167	0.08	16.4	14.9	0.27	252	2.70	<0.01
CC142384		3.50	16.7	1.37	4.00	0.05	0.02	0.07	0.074	0.06	8.9	9.7	0.27	139	1.04	0.01
CC142385		5.89	71.1	3.19	6.81	0.08	0.06	0.07	0.437	0.17	10.1	16.5	0.56	368	1.41	0.03
CC142386		0.79	5.6	0.68	2.16	<0.05	<0.02	0.03	0.010	0.02	3.1	1.6	0.05	56	0.35	0.02
CC142387		2.80	10.5	1.35	3.82	<0.05	0.05	0.06	0.021	0.09	4.7	9.3	0.33	127	0.66	0.02
CC142388		2.72	17.5	1.55	4.78	0.06	0.06	0.05	0.049	0.08	6.4	10.5	0.37	216	0.83	0.02
CC142389		2.17	26.1	1.42	4.06	<0.05	0.06	0.06	0.025	0.06	7.7	8.2	0.32	488	1.41	0.02
CC142390		2.67	50.3	2.67	3.64	0.09	0.10	0.15	0.037	0.13	19.6	13.0	0.45	450	5.89	0.02
CC142391		0.74	18.0	0.53	1.55	<0.05	0.03	0.04	0.007	0.04	3.2	2.7	0.11	139	0.45	0.02
CC142392		0.91	12.2	0.52	1.44	<0.05	0.05	0.04	0.008	0.03	3.2	2.9	0.15	110	0.34	0.03
CC142393		1.54	9.1	1.22	2.02	<0.05	0.05	0.03	0.020	0.05	8.0	7.6	0.29	144	0.70	0.02
CC142394		1.06	14.6	0.79	1.42	<0.05	0.03	0.03	0.009	0.04	5.4	3.8	0.12	144	0.26	0.02
CC142395		1.55	21.7	1.19	2.16	0.06	0.05	0.03	0.015	0.07	13.3	7.2	0.20	216	0.74	0.02
CC142396		1.96	9.9	1.29	1.81	0.05	0.04	0.05	0.014	0.04	12.6	6.2	0.19	150	0.98	0.01
CC142397		5.46	17.8	2.57	3.21	0.07	0.09	0.03	0.040	0.06	17.3	15.0	0.43	211	2.44	0.03
CC142398		4.74	14.8	2.43	1.58	0.07	0.08	0.02	0.030	0.07	20.4	13.5	0.41	196	2.92	<0.01
CC142399		4.46	16.6	2.93	2.08	0.08	0.06	0.02	0.030	0.07	20.9	14.8	0.39	310	2.45	<0.01
CC142400		5.48	14.6	3.28	1.25	0.07	0.10	0.01	0.026	0.06	18.8	12.0	0.37	157	3.72	<0.01
CC142401		14.95	21.1	4.84	1.63	0.11	0.08	0.05	0.038	0.09	32.3	8.2	0.24	449	3.68	<0.01
CC142402		3.65	15.5	2.51	3.92	0.06	0.04	0.04	0.039	0.06	24.7	12.3	0.34	697	1.85	0.01
CC142403		15.80	26.0	3.32	5.44	0.09	0.03	0.13	0.061	0.11	33.9	17.4	0.36	1140	2.30	<0.01
CC142404		4.12	24.1	2.46	3.85	0.06	<0.02	0.06	0.036	0.07	18.7	8.8	0.17	339	2.56	<0.01
CC142405		2.85	21.7	1.78	2.82	0.05	<0.02	0.03	0.021	0.04	12.0	5.1	0.12	88	1.65	<0.01
CC142406		1.66	21.6	1.27	1.88	<0.05	0.02	0.06	0.021	0.05	9.7	1.3	0.04	126	1.89	<0.01
CC142407		2.32	47.6	2.07	6.17	0.16	0.03	0.06	0.046	0.04	44.7	6.0	0.17	155	2.27	<0.01
CC142408		2.04	59.5	2.86	6.65	0.16	0.03	0.08	0.079	0.05	39.1	3.7	0.12	120	2.39	<0.01
CC142409		4.43	60.2	2.53	8.13	0.14	0.05	0.04	0.085	0.07	42.2	1.5	0.05	46	2.36	<0.01
CC142410		1.59	53.7	2.11	5.01	0.12	0.03	0.10	0.060	0.03	27.0	1.1	0.03	33	1.79	<0.01
CC97781		1.73	39.3	2.13	4.44	0.07	<0.02	0.05	0.046	0.03	17.8	5.8	0.14	93	2.73	<0.01
CC97782		1.79	75.2	2.48	4.49	0.06	0.02	0.13	0.027	0.05	9.5	2.2	0.07	74	2.51	<0.01
CC97783		1.36	71.2	3.06	5.10	0.09	0.02	0.19	0.064	0.04	23.1	4.2	0.13	87	4.77	<0.01
CC97784		1.29	23.9	2.47	4.51	0.05	<0.02	0.07	0.026	0.05	18.3	8.8	0.23	197	2.22	0.01
CC97785		1.99	34.8	2.19	6.42	0.05	<0.02	0.09	0.035	0.06	18.1	7.5	0.20	177	2.11	<0.01
CC142411		1.05	38.2	1.31	1.97	0.06	0.11	0.06	0.033	0.03	10.5	0.6	0.01	9	1.12	<0.01

***** See Appendix Page for comments regarding this certificate *****

ALS Canada Ltd.
2103 Dollarton Hwy
North Vancouver BC V7H 0A7
Phone: 604 984 0221 Fax: 604 984 0218 www.alsglobal.com

To: **SILVER RANGE RESOURCES LTD.**
C/O ARCHER, CATHRO & ASSOCIATES (1981) LIMITED
1016-510 W HASTINGS ST
VANCOUVER BC V6B 1L8

Finalized Date: 14-JUL-2012
Account: RANSIL

Project: Keg-Claim Group 3-Archimedes

CERTIFICATE OF ANALYSIS WH12150917

Sample Description	Method	ME-MS41	ME-MS41	ME-MS41	ME-MS41	ME-MS41	ME-MS41	ME-MS41	ME-MS41	ME-MS41	ME-MS41	ME-MS41	ME-MS41	ME-MS41	ME-MS41	ME-MS41
	Analyte	Nb	Ni	P	Pb	Rb	Re	S	Sb	Sc	Se	Sn	Sr	Ta	Te	Th
	Units	ppm	ppm	ppm	ppm	ppm	ppm	%	ppm	ppm	ppm	ppm	ppm	ppm	ppm	ppm
	LOR	0.05	0.2	10	0.2	0.1	0.001	0.01	0.05	0.1	0.2	0.2	0.2	0.01	0.01	0.2
CC142377		1.52	20.3	640	15.4	17.1	<0.001	0.10	1.60	2.3	1.0	1.4	90.4	0.01	0.03	1.5
CC142378		0.86	15.2	610	9.1	10.8	<0.001	0.08	1.04	2.0	1.1	0.9	43.8	<0.01	0.04	1.0
CC142379		1.48	29.5	630	38.5	18.2	0.001	0.08	4.34	3.3	1.7	3.3	64.5	0.01	0.05	2.0
CC142380		1.51	33.3	630	401	17.8	<0.001	0.05	21.3	3.0	2.2	79.6	36.9	0.01	0.12	2.7
CC142381																
CC142382		0.77	37.7	480	155.0	11.4	<0.001	0.02	13.85	3.4	0.8	5.1	21.6	<0.01	0.06	6.4
CC142383		1.25	22.8	370	372	15.7	0.001	0.05	10.85	2.7	2.2	20.5	16.3	<0.01	0.13	3.4
CC142384		1.79	14.4	550	162.5	12.7	<0.001	0.05	4.08	1.1	1.2	6.3	30.9	<0.01	0.02	1.6
CC142385		1.20	38.2	710	1440	20.2	<0.001	0.12	51.8	3.0	5.1	50.2	77.4	<0.01	0.16	4.5
CC142386		0.35	3.4	360	13.0	3.1	<0.001	0.05	0.55	0.3	0.4	1.1	15.9	<0.01	0.02	<0.2
CC142387		0.78	18.8	540	38.3	11.1	<0.001	0.09	2.49	1.6	0.5	1.8	42.5	0.01	0.02	1.4
CC142388		0.89	25.1	610	57.7	12.3	<0.001	0.08	3.71	2.0	0.9	3.4	50.0	0.01	0.04	1.8
CC142389		0.89	22.8	830	27.5	15.6	0.001	0.12	3.32	1.5	1.7	1.5	58.3	<0.01	0.06	0.8
CC142390		1.03	48.9	1120	53.9	12.9	0.005	0.06	6.14	4.6	3.1	2.1	48.9	0.01	0.08	5.8
CC142391		0.43	8.8	480	7.2	4.6	<0.001	0.10	1.41	0.6	0.9	0.3	73.0	<0.01	0.02	0.2
CC142392		0.35	8.7	460	11.5	3.3	0.001	0.10	1.49	0.5	0.6	0.3	54.6	<0.01	0.02	0.2
CC142393		1.01	16.8	310	35.3	6.4	<0.001	0.05	2.32	1.6	0.5	1.0	35.9	<0.01	0.02	1.5
CC142394		0.42	9.8	630	10.1	4.1	<0.001	0.06	1.17	1.0	0.6	0.5	42.7	<0.01	0.01	0.6
CC142395		0.76	19.3	440	14.6	7.9	<0.001	0.05	2.32	1.5	1.0	0.5	52.7	<0.01	0.03	1.0
CC142396		0.56	17.3	500	18.7	5.2	<0.001	0.07	4.42	1.2	0.6	0.4	36.5	<0.01	0.03	0.9
CC142397		2.14	34.1	460	23.1	8.8	0.001	0.08	9.04	2.3	1.1	0.7	96.2	0.01	0.06	1.9
CC142398		1.46	40.6	520	27.5	7.2	0.001	0.04	11.30	2.2	0.7	0.4	54.0	0.01	0.06	2.8
CC142399		1.06	49.7	450	49.4	7.8	0.001	0.03	13.55	2.9	0.8	0.6	35.6	0.01	0.07	4.5
CC142400		2.14	46.1	470	39.6	6.3	0.001	0.03	10.35	1.8	0.7	0.4	51.7	0.01	0.06	6.4
CC142401		1.31	82.5	750	66.5	11.0	0.001	0.06	38.1	1.7	1.6	1.4	51.1	0.01	0.06	5.5
CC142402		0.78	36.7	600	68.0	15.4	<0.001	0.05	10.00	2.2	0.8	1.5	19.8	<0.01	0.08	1.2
CC142403		0.48	77.5	1020	130.0	23.5	<0.001	0.07	11.20	1.3	1.2	7.2	35.9	0.01	0.21	0.3
CC142404		0.66	33.6	510	93.6	10.3	<0.001	0.05	18.50	1.3	1.6	3.5	20.6	<0.01	0.29	0.6
CC142405		0.67	13.2	410	21.3	7.4	<0.001	0.02	7.66	1.9	0.9	0.9	26.6	<0.01	0.05	1.6
CC142406		0.40	8.7	550	29.8	6.6	<0.001	0.03	7.58	1.2	1.1	1.2	35.8	<0.01	0.05	1.3
CC142407		0.61	16.1	800	136.5	6.7	0.001	0.03	11.00	3.3	4.9	1.2	83.0	<0.01	0.12	4.8
CC142408		0.44	10.0	1040	246	6.5	0.001	0.04	17.75	4.5	7.2	2.0	112.0	<0.01	0.17	3.8
CC142409		0.19	6.2	750	311	9.4	<0.001	0.06	17.75	5.7	6.1	11.8	88.3	<0.01	0.26	8.8
CC142410		0.13	4.6	560	116.0	3.6	<0.001	0.04	8.76	3.6	6.7	1.5	59.7	<0.01	0.33	4.9
CC97781		0.49	14.2	430	47.9	6.0	<0.001	0.05	5.68	1.3	3.5	1.2	21.2	<0.01	0.08	0.4
CC97782		0.30	8.8	640	50.4	7.0	0.001	0.08	4.93	2.0	3.6	1.3	15.1	<0.01	0.13	0.3
CC97783		0.38	11.2	930	218	5.8	<0.001	0.10	15.45	1.5	6.8	1.6	21.3	<0.01	0.11	0.3
CC97784		1.02	15.7	610	90.0	8.0	<0.001	0.02	8.75	2.4	1.8	11.1	38.8	<0.01	0.04	2.7
CC97785		0.62	13.9	480	64.6	9.2	0.001	0.02	4.50	1.8	4.0	1.5	19.1	<0.01	0.12	0.7
CC142411		0.10	1.4	320	26.2	2.8	0.001	<0.01	7.24	2.5	2.8	0.6	34.3	<0.01	0.12	3.4

***** See Appendix Page for comments regarding this certificate *****

ALS Canada Ltd.
2103 Dollarton Hwy
North Vancouver BC V7H 0A7
Phone: 604 984 0221 Fax: 604 984 0218 www.alsglobal.com

To: **SILVER RANGE RESOURCES LTD.**
C/O ARCHER, CATHRO & ASSOCIATES (1981) LIMITED
1016-510 W HASTINGS ST
VANCOUVER BC V6B 1L8

Finalized Date: 14-JUL-2012
Account: RANSIL

Project: Keg-Claim Group 3-Archimedes

CERTIFICATE OF ANALYSIS WH12150917

Sample Description	Method	ME-MS41	ME-MS41	ME-MS41	ME-MS41	ME-MS41	ME-MS41	ME-MS41	ME-MS41
	Analyte	Ti	Tl	U	V	W	Y	Zn	Zr
	Units	%	ppm	ppm	ppm	ppm	ppm	ppm	ppm
	LOR	0.005	0.02	0.05	1	0.05	0.05	2	0.5
CC142377		0.031	0.17	1.09	86	0.21	7.23	91	4.0
CC142378		0.025	0.20	1.75	72	0.14	9.58	85	2.0
CC142379		0.032	0.25	1.32	106	0.18	13.20	153	3.6
CC142380		0.034	0.23	1.52	78	0.32	11.80	527	1.3
CC142381									
CC142382		0.024	0.33	1.02	66	0.23	9.70	1340	3.0
CC142383		0.027	0.39	0.85	88	0.28	6.36	635	0.9
CC142384		0.025	0.21	1.46	48	0.16	9.93	202	0.6
CC142385		0.033	0.50	1.21	109	0.22	8.22	1220	2.6
CC142386		0.026	0.06	0.34	21	0.08	1.83	19	<0.5
CC142387		0.029	0.19	0.80	59	0.15	3.69	87	1.7
CC142388		0.031	0.19	1.14	69	0.14	6.06	172	2.1
CC142389		0.021	0.17	1.39	47	0.12	8.38	107	2.8
CC142390		0.035	0.41	1.72	70	0.27	13.95	202	3.1
CC142391		0.016	0.07	0.52	18	0.05	2.98	37	1.5
CC142392		0.016	0.10	1.48	19	0.07	2.73	43	1.5
CC142393		0.033	0.11	0.71	32	0.19	5.43	87	1.7
CC142394		0.026	0.09	1.11	25	0.06	4.94	36	1.3
CC142395		0.025	0.09	0.84	30	0.11	12.60	44	2.2
CC142396		0.020	0.10	0.92	25	0.14	7.05	75	1.3
CC142397		0.030	0.15	1.40	65	0.18	20.8	85	3.5
CC142398		0.021	0.15	1.00	37	0.15	18.15	99	2.5
CC142399		0.026	0.24	1.17	42	0.22	18.45	203	1.8
CC142400		0.036	0.14	1.42	30	0.14	14.20	47	4.8
CC142401		0.013	0.22	1.48	29	0.12	21.8	395	4.0
CC142402		0.032	0.35	1.29	52	0.45	12.30	291	0.9
CC142403		0.027	1.65	1.77	77	0.26	13.60	394	<0.5
CC142404		0.031	0.52	1.23	61	0.34	8.21	191	<0.5
CC142405		0.024	0.17	1.05	41	0.13	5.12	43	<0.5
CC142406		0.012	0.12	0.81	38	0.08	5.71	25	<0.5
CC142407		0.030	0.14	1.53	55	0.22	10.80	49	<0.5
CC142408		0.020	0.15	1.70	90	0.15	11.40	45	<0.5
CC142409		0.007	0.27	1.07	75	0.09	8.97	23	1.8
CC142410		0.005	0.12	1.60	35	0.11	6.59	13	<0.5
CC97781		0.031	0.12	0.83	50	0.23	3.72	45	<0.5
CC97782		0.016	0.16	0.84	34	0.14	3.78	30	<0.5
CC97783		0.022	0.16	1.71	59	0.40	5.26	46	<0.5
CC97784		0.044	0.15	0.98	60	0.43	5.44	56	0.5
CC97785		0.034	0.17	0.96	53	0.24	4.18	46	<0.5
CC142411		<0.005	0.07	1.11	24	<0.05	5.87	5	4.6

***** See Appendix Page for comments regarding this certificate *****

ALS Canada Ltd.
2103 Dollarton Hwy
North Vancouver BC V7H 0A7
Phone: 604 984 0221 Fax: 604 984 0218 www.alsglobal.com

To: **SILVER RANGE RESOURCES LTD.**
C/O ARCHER, CATHRO & ASSOCIATES (1981) LIMITED
1016-510 W HASTINGS ST
VANCOUVER BC V6B 1L8

Finalized Date: 14-JUL-2012
Account: RANSIL

Project: Keg-Claim Group 3-Archimedes

CERTIFICATE OF ANALYSIS WH12150917

Sample Description	Method	WEI-21	Au-ICP21	ME-MS41	ME-MS41	ME-MS41	ME-MS41	ME-MS41	ME-MS41	ME-MS41	ME-MS41	ME-MS41	ME-MS41	ME-MS41	ME-MS41	ME-MS41
	Analyte	Recvd Wt.	Au	Ag	Al	As	Au	B	Ba	Be	Bi	Ca	Cd	Ce	Co	Cr
	Units	kg	ppm	ppm	%	ppm	ppm	ppm	ppm	ppm	ppm	%	ppm	ppm	ppm	ppm
	LOR	.02	0.001	0.01	0.01	0.1	0.2	10	10	0.05	0.01	0.01	0.01	0.02	0.1	1
CC142412		0.29	0.001	0.92	0.81	34.7	<0.2	<10	260	0.66	0.33	0.72	3.94	80.0	9.5	14
CC142413		0.20	0.004	0.95	0.75	24.2	<0.2	<10	130	0.31	0.16	0.07	0.24	22.2	3.4	19
CC142414		0.28	0.003	6.58	0.88	132.0	<0.2	<10	310	0.57	0.75	0.07	6.18	57.4	35.0	16
CC142415		0.21	0.005	1.54	1.63	192.0	<0.2	<10	260	0.93	1.03	0.05	2.25	46.5	19.4	29
CC142416		0.19	0.003	0.99	1.28	56.8	<0.2	<10	160	2.09	0.25	0.04	3.12	51.4	26.3	17
CC142417		0.23	0.003	0.45	0.86	23.5	<0.2	<10	100	0.36	0.21	0.10	0.25	21.6	4.4	18
CC142418		0.24	0.004	0.59	1.44	12.4	<0.2	<10	110	0.48	0.17	0.09	0.23	20.9	6.2	26
CC142419		0.21	0.004	0.49	0.41	14.0	<0.2	<10	80	0.15	0.12	0.09	0.20	17.45	2.1	16
CC142420		0.20	0.004	1.08	0.85	16.0	<0.2	<10	110	0.30	0.18	0.06	0.13	21.6	3.3	22
CC142421		0.26	0.012	0.65	0.59	20.3	<0.2	<10	100	0.19	0.30	0.04	0.13	20.4	1.6	21
CC142422		0.21	0.015	0.81	0.49	17.3	<0.2	<10	120	0.15	0.42	0.03	0.07	26.0	0.9	23
CC142423		0.28	0.021	1.32	0.65	15.6	<0.2	<10	220	0.23	0.43	0.04	0.10	37.7	1.6	25
CC142424		0.20	0.004	0.85	0.70	14.5	<0.2	<10	630	0.52	0.15	1.63	1.19	50.1	5.2	15
CC142425		0.15	0.007	1.15	0.87	15.4	<0.2	<10	1330	0.65	0.19	1.87	1.69	56.4	6.3	16
CC142426		0.12	0.001	0.10	0.22	0.9	<0.2	<10	60	0.05	0.03	0.29	0.26	9.49	3.1	3
CC142427		0.19	0.005	0.81	0.93	14.9	<0.2	<10	930	0.69	0.15	0.76	1.14	68.2	9.8	17
CC142428		0.14	0.004	0.84	0.68	9.4	<0.2	<10	310	0.44	0.11	1.22	1.19	43.9	5.1	10
CC142429		0.17	0.003	0.94	0.98	16.0	<0.2	<10	700	0.68	0.21	1.64	1.46	63.3	8.1	17
CC142430		0.15	0.003	3.47	0.68	33.5	<0.2	<10	430	0.51	0.13	2.22	5.64	41.7	4.5	10
CC142431		0.13	0.007	3.21	0.62	17.2	<0.2	<10	360	0.35	0.14	1.61	2.77	28.3	3.8	9
CC142432		0.31	0.002	1.45	0.83	79.3	<0.2	<10	190	0.92	0.16	1.12	6.16	118.5	4.5	17
CC142433		0.22	0.004	0.72	0.59	16.0	<0.2	<10	240	0.96	0.18	2.19	0.64	34.5	3.1	10
CC142434		0.20	0.008	0.67	0.59	18.1	<0.2	<10	180	0.42	0.14	0.51	0.88	40.4	5.5	13
CC142435		0.17	0.002	0.41	0.61	9.5	<0.2	<10	320	0.41	0.12	1.11	0.50	13.45	4.0	10
CC142436		0.25	0.002	0.31	0.50	5.5	<0.2	<10	370	0.21	0.10	1.00	0.30	9.31	2.9	6
CC142437		0.23	NSS	0.47	0.40	7.3	<0.2	<10	1230	0.11	0.09	0.36	0.25	8.35	3.4	6
CC142438		0.21	0.003	0.91	1.28	35.8	<0.2	<10	300	0.33	0.33	0.07	0.18	22.1	3.4	20
CC142439		0.20	0.004	0.59	1.50	33.1	<0.2	<10	420	0.45	0.29	0.05	0.26	23.2	4.3	22
CC142440		0.25	0.014	1.22	0.59	35.6	<0.2	<10	930	0.20	0.30	0.06	0.23	26.9	2.4	12
CC142441		0.22	0.002	0.21	1.87	19.7	<0.2	<10	320	1.04	0.18	0.43	0.92	24.6	6.7	21
CC142442		0.16	0.001	0.25	1.30	16.8	<0.2	<10	240	0.76	0.18	0.53	0.31	24.8	6.1	19
CC142443		0.17	0.001	0.29	1.67	23.1	<0.2	<10	240	1.06	0.17	1.24	0.60	21.4	6.8	17
CC142444		0.24	0.002	0.34	1.87	37.6	<0.2	<10	230	0.96	0.13	1.90	0.53	22.9	7.0	26
CC142445		0.26	0.002	0.44	1.21	20.4	<0.2	<10	410	0.85	0.19	0.76	0.50	20.1	7.1	19
CC142446		0.22	0.004	0.99	0.96	49.6	<0.2	<10	350	1.16	0.20	3.87	0.90	24.0	7.9	14
CC142447		0.21	0.001	0.68	1.33	16.8	<0.2	<10	360	0.79	0.16	0.68	0.40	19.60	5.6	17
CC142448		0.24	0.007	19.95	1.16	580	<0.2	<10	250	1.20	0.16	0.34	5.02	231	6.3	15
CC142449		0.24	0.003	1.58	0.98	24.6	<0.2	<10	330	0.63	0.20	0.15	1.19	31.4	6.6	16
CC142450		0.19	0.003	0.20	1.37	18.5	<0.2	<10	200	0.38	0.30	0.15	0.47	21.9	6.2	24
CC142451		0.14	0.002	0.56	1.44	15.3	<0.2	<10	180	0.60	0.25	0.18	0.58	40.2	9.8	24

***** See Appendix Page for comments regarding this certificate *****

ALS Canada Ltd.
2103 Dollarton Hwy
North Vancouver BC V7H 0A7
Phone: 604 984 0221 Fax: 604 984 0218 www.alsglobal.com

To: **SILVER RANGE RESOURCES LTD.**
C/O ARCHER, CATHRO & ASSOCIATES (1981) LIMITED
1016-510 W HASTINGS ST
VANCOUVER BC V6B 1L8

Finalized Date: 14-JUL-2012
Account: RANSIL

Project: Keg-Claim Group 3-Archimedes

CERTIFICATE OF ANALYSIS WH12150917

Sample Description	Method	ME-MS41	ME-MS41	ME-MS41	ME-MS41	ME-MS41	ME-MS41	ME-MS41	ME-MS41	ME-MS41	ME-MS41	ME-MS41	ME-MS41	ME-MS41	ME-MS41	ME-MS41
	Analyte	Cs	Cu	Fe	Ga	Ge	Hf	Hg	In	K	La	Li	Mg	Mn	Mo	Na
	Units	ppm	ppm	%	ppm	ppm	ppm	ppm	ppm	%	ppm	ppm	%	ppm	ppm	%
	LOR	0.05	0.2	0.01	0.05	0.05	0.02	0.01	0.005	0.01	0.2	0.1	0.01	5	0.05	0.01
CC142412		3.49	16.6	1.85	3.05	0.08	0.05	0.11	0.033	0.07	41.3	9.2	0.24	949	1.31	0.01
CC142413		2.16	18.3	2.29	2.76	<0.05	0.02	0.06	0.020	0.05	11.2	7.0	0.17	131	1.38	0.01
CC142414		3.19	22.1	2.29	3.54	0.06	<0.02	0.20	0.053	0.05	25.7	5.5	0.13	4660	2.14	0.01
CC142415		10.25	29.2	3.29	5.52	0.05	<0.02	0.05	0.047	0.07	22.5	9.7	0.22	756	2.92	0.01
CC142416		7.21	26.7	5.31	2.57	0.06	0.03	0.06	0.032	0.05	23.7	6.8	0.09	252	2.70	<0.01
CC142417		0.88	16.2	1.91	3.29	<0.05	<0.02	0.07	0.018	0.05	11.2	7.8	0.22	156	1.48	0.01
CC142418		1.03	21.1	2.27	3.83	<0.05	0.02	0.08	0.027	0.05	10.9	15.5	0.38	180	1.46	0.01
CC142419		0.55	24.6	1.56	2.24	<0.05	<0.02	0.03	0.021	0.03	9.0	3.2	0.12	71	1.23	0.01
CC142420		1.39	33.1	2.02	3.28	0.05	<0.02	0.06	0.025	0.05	11.3	6.5	0.18	134	1.93	0.01
CC142421		1.54	71.2	2.17	6.02	0.05	<0.02	0.13	0.069	0.03	9.6	2.2	0.06	83	2.00	0.01
CC142422		1.48	99.5	2.46	8.95	0.07	0.02	0.16	0.088	0.03	12.3	1.5	0.04	30	2.00	<0.01
CC142423		1.90	78.4	2.22	6.08	0.08	<0.02	0.16	0.066	0.04	19.2	2.4	0.07	87	2.16	0.01
CC142424		4.79	19.1	1.70	2.33	0.06	0.05	0.08	0.029	0.05	29.8	5.4	0.18	335	0.96	0.02
CC142425		4.26	33.1	1.86	2.54	0.08	0.06	0.15	0.039	0.06	35.3	6.4	0.19	396	1.29	0.02
CC142426		0.28	4.9	0.97	1.73	<0.05	<0.02	0.02	<0.005	0.01	4.1	0.6	0.04	106	0.12	0.02
CC142427		4.68	15.1	2.18	2.69	0.06	0.03	0.12	0.031	0.06	31.5	6.6	0.23	992	1.32	0.01
CC142428		2.62	16.2	1.19	2.24	0.07	0.04	0.07	0.031	0.03	26.4	3.2	0.12	448	0.50	0.02
CC142429		1.79	17.5	1.93	2.89	0.09	0.03	0.16	0.034	0.07	34.3	7.8	0.27	759	1.08	0.01
CC142430		2.21	24.8	1.19	2.19	0.07	0.05	0.10	0.230	0.05	27.3	4.7	0.15	462	0.71	0.02
CC142431		1.03	19.6	1.24	1.98	0.05	0.04	0.12	0.094	0.04	16.5	4.0	0.14	438	0.89	0.02
CC142432		8.49	18.7	2.66	2.67	0.17	0.07	0.08	0.137	0.06	87.4	12.1	0.36	381	1.13	0.01
CC142433		4.28	14.9	1.46	1.49	0.06	0.05	0.09	0.029	0.05	25.7	7.0	0.21	284	1.18	0.01
CC142434		4.65	6.1	1.22	1.83	0.05	0.02	0.06	0.040	0.06	21.5	7.9	0.19	231	1.00	0.01
CC142435		0.78	13.0	1.15	1.87	<0.05	0.05	0.07	0.015	0.05	6.7	5.4	0.17	310	1.22	0.03
CC142436		0.52	11.0	0.80	1.81	<0.05	0.04	0.07	0.007	0.03	4.6	2.5	0.09	405	1.15	0.03
CC142437		0.76	9.0	0.75	2.03	<0.05	<0.02	0.05	0.008	0.04	4.3	2.2	0.07	175	0.98	0.03
CC142438		1.52	14.4	2.74	6.23	<0.05	0.06	0.03	0.025	0.08	11.4	8.1	0.20	122	3.11	0.01
CC142439		2.12	18.0	2.60	4.51	<0.05	0.04	0.03	0.031	0.09	11.7	16.7	0.21	111	3.16	0.01
CC142440		1.02	16.7	1.76	3.21	<0.05	<0.02	0.02	0.025	0.08	14.3	4.9	0.10	61	4.12	0.01
CC142441		5.84	14.6	2.26	3.78	<0.05	0.10	0.01	0.026	0.12	10.7	18.7	0.37	305	1.22	0.01
CC142442		2.39	14.7	2.08	3.56	0.05	0.06	0.03	0.026	0.14	11.4	11.8	0.35	221	1.76	0.02
CC142443		4.38	12.3	2.10	3.08	0.05	0.11	0.02	0.023	0.11	10.4	14.3	0.44	324	1.35	0.02
CC142444		4.96	14.4	2.44	4.12	0.08	0.11	0.02	0.033	0.14	14.9	29.9	1.30	385	1.57	0.02
CC142445		2.14	18.5	2.36	3.55	<0.05	0.06	0.04	0.031	0.09	10.7	12.9	0.38	210	3.01	0.02
CC142446		3.83	21.2	2.75	2.46	0.06	0.08	0.11	0.045	0.12	13.5	10.5	0.33	267	3.09	0.02
CC142447		4.40	11.5	2.11	3.32	<0.05	0.07	0.04	0.053	0.07	8.9	13.8	0.47	318	1.46	0.02
CC142448		5.40	124.0	6.59	3.24	0.36	0.11	0.08	3.51	0.16	187.0	13.0	0.25	240	1.72	0.01
CC142449		2.70	13.4	2.18	3.71	<0.05	<0.02	0.13	0.083	0.07	16.9	8.4	0.21	529	2.11	0.01
CC142450		2.42	14.3	3.79	6.76	0.05	0.03	0.03	0.036	0.06	11.8	16.5	0.25	224	2.56	0.01
CC142451		4.60	8.8	2.90	6.05	0.05	<0.02	0.06	0.041	0.06	15.0	19.2	0.25	391	1.82	0.01

***** See Appendix Page for comments regarding this certificate *****

ALS Canada Ltd.
2103 Dollarton Hwy
North Vancouver BC V7H 0A7
Phone: 604 984 0221 Fax: 604 984 0218 www.alsglobal.com

To: **SILVER RANGE RESOURCES LTD.**
C/O ARCHER, CATHRO & ASSOCIATES (1981) LIMITED
1016-510 W HASTINGS ST
VANCOUVER BC V6B 1L8

Finalized Date: 14-JUL-2012
Account: RANSIL

Project: Keg-Claim Group 3-Archimedes

CERTIFICATE OF ANALYSIS WH12150917

Sample Description	Method	ME-MS41	ME-MS41	ME-MS41	ME-MS41	ME-MS41	ME-MS41	ME-MS41	ME-MS41	ME-MS41	ME-MS41	ME-MS41	ME-MS41	ME-MS41	ME-MS41	ME-MS41
	Analyte	Nb	Ni	P	Pb	Rb	Re	S	Sb	Sc	Se	Sn	Sr	Ta	Te	Th
	Units	ppm	ppm	ppm	ppm	ppm	ppm	%	ppm	ppm	ppm	ppm	ppm	ppm	ppm	ppm
	LOR	0.05	0.2	10	0.2	0.1	0.001	0.01	0.05	0.1	0.2	0.2	0.2	0.01	0.01	0.2
CC142412		0.50	31.2	920	55.2	10.6	<0.001	0.06	8.48	1.6	0.6	1.2	29.4	<0.01	0.06	1.3
CC142413		0.82	11.0	610	14.9	6.0	0.001	0.01	7.32	1.9	0.2	0.5	31.6	<0.01	0.05	2.1
CC142414		0.44	36.5	960	421	10.6	0.001	0.10	20.1	0.9	1.4	8.5	9.5	<0.01	0.15	0.5
CC142415		0.70	65.8	980	88.7	13.2	0.001	0.05	9.77	1.5	0.8	1.9	22.9	<0.01	0.19	0.4
CC142416		0.45	156.0	1020	25.9	6.5	0.001	0.05	14.90	3.3	1.0	0.8	30.8	<0.01	0.07	5.1
CC142417		0.61	15.3	540	18.7	6.1	<0.001	0.03	3.28	1.1	0.5	0.8	14.7	<0.01	0.05	0.5
CC142418		1.16	22.1	360	13.7	6.7	0.001	0.03	1.83	2.1	0.7	0.6	11.9	<0.01	0.04	1.2
CC142419		0.34	7.8	430	17.9	3.1	0.001	0.02	5.77	1.1	1.0	0.4	15.4	0.01	0.03	0.4
CC142420		0.48	10.8	490	16.8	6.8	0.001	0.03	5.51	1.3	0.8	0.6	17.5	<0.01	0.04	0.4
CC142421		0.21	7.2	570	59.3	4.9	0.001	0.05	6.00	2.0	6.3	1.2	21.2	<0.01	0.16	0.4
CC142422		0.18	6.0	360	88.5	3.4	0.001	0.02	5.68	4.4	9.3	1.7	30.6	<0.01	0.19	2.7
CC142423		0.26	7.1	520	95.4	4.9	0.001	0.03	5.25	3.5	7.3	1.4	48.4	<0.01	0.22	2.0
CC142424		0.45	25.3	920	33.3	8.3	0.002	0.11	4.05	1.7	1.1	0.7	51.9	<0.01	0.05	0.7
CC142425		0.46	31.3	1220	30.5	8.4	<0.001	0.14	2.95	1.8	2.3	0.8	56.6	<0.01	0.03	0.7
CC142426		0.18	2.7	850	7.0	0.6	<0.001	0.02	0.21	0.3	<0.2	<0.2	17.1	<0.01	<0.01	<0.2
CC142427		0.46	31.3	760	56.5	9.3	0.001	0.07	3.81	2.2	1.1	0.9	30.5	<0.01	0.04	1.2
CC142428		0.40	15.1	970	172.5	5.8	0.001	0.11	2.02	1.1	0.8	0.9	39.3	<0.01	<0.01	0.5
CC142429		0.37	22.6	1540	47.3	7.2	<0.001	0.14	3.08	1.1	1.5	0.6	52.7	<0.01	0.03	0.5
CC142430		0.42	14.8	1050	619	6.8	0.001	0.13	5.12	1.1	3.2	3.6	55.6	<0.01	0.02	0.4
CC142431		0.36	11.9	930	346	5.4	0.001	0.14	19.30	1.0	1.2	4.3	41.4	<0.01	0.02	0.5
CC142432		0.44	35.0	690	87.5	10.1	0.001	0.08	62.1	2.9	2.6	3.1	32.1	<0.01	0.02	2.2
CC142433		0.42	24.8	1000	36.1	7.8	0.001	0.13	1.72	1.2	1.4	0.5	44.7	<0.01	0.01	0.8
CC142434		0.64	21.7	600	73.8	8.6	0.001	0.05	1.73	1.6	0.5	1.3	21.8	<0.01	0.04	1.4
CC142435		0.47	11.2	590	17.2	5.8	0.001	0.06	0.94	1.3	0.9	0.4	34.8	<0.01	0.03	0.7
CC142436		0.33	6.4	840	7.8	3.6	0.001	0.06	0.73	0.8	0.6	0.3	36.4	<0.01	0.01	0.4
CC142437		0.30	5.1	540	20.4	5.1	0.001	0.07	0.79	0.5	<0.2	1.1	21.4	<0.01	0.01	0.2
CC142438		2.24	13.3	340	28.0	9.4	0.001	0.05	3.39	2.0	1.2	1.3	15.1	<0.01	0.09	3.4
CC142439		1.58	16.2	420	21.8	11.6	0.001	0.09	3.90	2.0	1.6	1.3	19.9	<0.01	0.06	3.9
CC142440		0.70	12.0	400	20.9	10.3	<0.001	0.08	5.07	1.3	3.1	1.0	20.6	<0.01	0.10	2.1
CC142441		1.86	42.1	170	28.5	23.3	0.001	0.02	1.27	2.6	0.3	1.7	37.1	<0.01	0.01	4.0
CC142442		1.60	29.3	190	20.4	16.3	0.001	0.02	1.30	2.7	<0.2	0.8	32.3	<0.01	0.02	3.8
CC142443		2.18	44.7	270	21.7	18.4	0.001	0.04	2.37	2.3	0.7	1.6	66.2	<0.01	0.02	3.1
CC142444		1.94	66.2	210	17.9	13.9	0.001	0.03	7.03	3.3	0.8	4.3	66.9	<0.01	0.02	4.1
CC142445		1.57	32.0	320	23.8	13.1	0.001	0.06	1.50	2.8	1.6	0.7	44.6	<0.01	0.05	2.5
CC142446		1.45	38.3	410	65.7	9.6	<0.001	0.04	4.73	2.7	1.5	1.2	83.1	<0.01	0.04	3.2
CC142447		1.21	22.3	460	97.1	10.2	0.001	0.03	2.35	2.0	0.9	0.9	53.1	<0.01	0.03	2.2
CC142448		0.34	88.9	830	5780	10.1	0.001	0.31	56.0	6.5	6.0	35.7	15.6	<0.01	0.07	9.2
CC142449		0.61	20.6	820	118.5	11.6	<0.001	0.06	5.04	1.1	0.5	1.9	15.6	<0.01	0.04	0.6
CC142450		1.96	18.2	390	41.6	9.8	<0.001	0.01	1.67	2.7	1.1	1.3	12.7	<0.01	0.04	3.1
CC142451		1.05	22.9	630	28.3	11.8	<0.001	0.03	1.47	1.8	0.5	0.9	12.2	<0.01	0.05	0.8

***** See Appendix Page for comments regarding this certificate *****

ALS Canada Ltd.
2103 Dollarton Hwy
North Vancouver BC V7H 0A7
Phone: 604 984 0221 Fax: 604 984 0218 www.alsglobal.com

To: **SILVER RANGE RESOURCES LTD.**
C/O ARCHER, CATHRO & ASSOCIATES (1981) LIMITED
1016-510 W HASTINGS ST
VANCOUVER BC V6B 1L8

Finalized Date: 14-JUL-2012
Account: RANSIL

Project: Keg-Claim Group 3-Archimedes

CERTIFICATE OF ANALYSIS WH12150917

Sample Description	Method	ME-MS41	ME-MS41	ME-MS41	ME-MS41	ME-MS41	ME-MS41	ME-MS41	ME-MS41
	Analyte	Ti	Tl	U	V	W	Y	Zn	Zr
	Units	%	ppm	ppm	ppm	ppm	ppm	ppm	ppm
	LOR	0.005	0.02	0.05	1	0.05	0.05	2	0.5
CC142412		0.025	0.25	1.03	43	0.15	18.55	214	1.6
CC142413		0.033	0.13	0.98	57	0.23	7.67	42	0.6
CC142414		0.028	1.84	1.25	55	0.23	12.25	293	<0.5
CC142415		0.028	1.06	2.01	76	0.25	11.80	287	<0.5
CC142416		0.014	1.01	3.80	81	0.12	35.7	1170	1.2
CC142417		0.039	0.10	0.68	43	0.21	3.80	54	<0.5
CC142418		0.050	0.11	0.66	42	0.25	3.67	57	0.5
CC142419		0.030	0.05	0.58	34	0.10	3.49	27	<0.5
CC142420		0.030	0.12	0.95	40	0.19	4.52	34	<0.5
CC142421		0.012	0.12	1.07	46	0.10	3.40	25	<0.5
CC142422		0.007	0.13	0.90	51	0.07	3.21	14	0.5
CC142423		0.012	0.15	0.93	51	0.09	5.00	25	<0.5
CC142424		0.018	0.33	1.49	37	0.10	24.1	126	1.6
CC142425		0.013	0.28	2.02	38	0.09	30.0	155	1.9
CC142426		0.046	0.02	0.13	34	<0.05	2.32	26	<0.5
CC142427		0.020	0.36	1.14	42	0.17	25.1	132	1.0
CC142428		0.020	0.18	1.26	31	0.05	18.55	81	1.6
CC142429		0.012	0.20	2.27	45	0.12	26.2	106	0.7
CC142430		0.014	0.18	1.91	27	0.06	19.55	297	1.9
CC142431		0.016	0.13	0.95	29	0.07	10.70	211	1.4
CC142432		0.011	0.40	0.88	52	0.12	45.2	704	2.7
CC142433		0.009	0.15	1.87	29	0.08	24.1	75	2.0
CC142434		0.014	0.23	0.85	35	0.17	12.25	149	0.9
CC142435		0.016	0.11	0.99	27	0.07	6.37	64	1.7
CC142436		0.016	0.08	0.61	22	0.09	3.83	30	1.5
CC142437		0.021	0.12	0.35	24	0.05	1.76	28	<0.5
CC142438		0.059	0.22	0.54	77	0.35	2.57	57	3.0
CC142439		0.035	0.37	0.59	60	0.26	2.84	67	1.8
CC142440		0.016	0.46	0.41	44	0.12	2.50	52	<0.5
CC142441		0.045	0.32	0.79	64	0.22	14.60	295	4.8
CC142442		0.042	0.24	0.67	52	0.17	9.69	91	3.0
CC142443		0.050	0.33	0.86	48	0.21	25.2	124	4.5
CC142444		0.051	0.66	0.81	99	0.22	31.0	254	4.9
CC142445		0.023	0.26	1.81	48	0.20	8.62	121	2.4
CC142446		0.020	0.29	1.06	41	0.20	15.20	150	3.2
CC142447		0.021	0.19	0.86	54	0.17	8.30	82	2.5
CC142448		0.006	0.99	2.22	68	0.17	85.6	3420	6.0
CC142449		0.023	0.20	0.67	49	0.18	5.61	183	<0.5
CC142450		0.043	0.19	0.55	75	0.34	3.13	101	1.3
CC142451		0.040	0.21	0.65	72	0.28	6.33	141	<0.5

***** See Appendix Page for comments regarding this certificate *****

ALS Canada Ltd.
2103 Dollarton Hwy
North Vancouver BC V7H 0A7
Phone: 604 984 0221 Fax: 604 984 0218 www.alsglobal.com

To: **SILVER RANGE RESOURCES LTD.**
C/O ARCHER, CATHRO & ASSOCIATES (1981) LIMITED
1016-510 W HASTINGS ST
VANCOUVER BC V6B 1L8

Finalized Date: 14-JUL-2012
Account: RANSIL

Project: Keg-Claim Group 3-Archimedes

CERTIFICATE OF ANALYSIS WH12150917

Sample Description	Method	WEI-21	Au-ICP21	ME-MS41	ME-MS41	ME-MS41	ME-MS41	ME-MS41	ME-MS41	ME-MS41	ME-MS41	ME-MS41	ME-MS41	ME-MS41	ME-MS41	ME-MS41
	Analyte	Recvd Wt.	Au	Ag	Al	As	Au	B	Ba	Be	Bi	Ca	Cd	Ce	Co	Cr
	Units	kg	ppm	ppm	%	ppm	ppm	ppm	ppm	ppm	ppm	%	ppm	ppm	ppm	ppm
	LOR	.02	0.001	0.01	0.01	0.1	0.2	10	10	0.05	0.01	0.01	0.01	0.02	0.1	1
CC142452		0.19	0.002	0.90	0.82	41.0	<0.2	<10	160	0.50	0.19	0.15	1.50	114.5	14.7	16
CC142453		0.28	0.002	0.29	0.48	35.9	<0.2	<10	60	0.34	0.17	0.03	0.47	35.8	8.0	10
CC142454		0.19	0.003	0.80	0.84	18.5	<0.2	<10	220	0.33	0.22	0.07	0.40	27.1	4.4	15
CC142455		0.17	0.002	0.18	0.18	3.0	<0.2	<10	40	0.06	0.05	0.06	0.32	5.16	3.6	4
CC142456		0.24	0.004	0.79	0.75	18.7	<0.2	<10	300	0.99	0.16	1.58	2.71	80.6	12.3	14
CC142457		0.22	0.006	0.53	0.82	19.6	<0.2	<10	270	0.87	0.12	0.82	1.86	93.7	12.4	12
CC142458		0.28	0.007	0.89	0.74	26.1	<0.2	<10	510	0.87	0.16	1.29	2.19	90.9	12.1	18
CC142461		0.26	0.002	0.50	0.65	15.0	<0.2	<10	340	0.44	0.11	1.00	1.38	39.0	8.2	9
CC142462		0.14	0.002	0.93	0.79	14.3	<0.2	<10	540	0.55	0.15	1.17	3.46	56.6	11.4	13
CC142463		0.21	0.002	0.99	0.73	18.2	<0.2	<10	530	0.63	0.14	1.60	5.47	59.9	13.6	14
CC142464		0.30	0.004	0.85	0.61	19.7	<0.2	<10	660	0.51	0.15	0.62	1.67	40.1	8.3	14
CC142465		0.26	0.007	0.61	0.52	16.9	<0.2	<10	480	0.48	0.12	0.65	1.74	45.7	10.3	12
CC142466		0.21	0.005	1.18	0.86	23.1	<0.2	<10	670	0.72	0.16	1.01	5.40	72.9	14.1	16
CC142467		0.24	0.008	1.59	0.19	4.5	<0.2	<10	600	0.07	0.05	0.06	0.17	6.68	1.9	12
CC142468		0.20	0.009	1.11	0.38	17.4	<0.2	<10	1030	0.14	0.20	0.07	0.08	14.60	2.3	21
CC142469		0.21	0.013	1.60	0.62	22.5	<0.2	<10	1390	0.43	0.20	0.06	0.10	28.8	7.5	27
CC142470		0.27	0.015	1.16	0.59	27.0	<0.2	<10	1310	0.42	0.18	0.02	0.06	29.5	3.1	31
CC142471		0.16	0.013	1.08	0.86	23.1	<0.2	<10	1500	0.38	0.27	0.06	0.33	28.5	4.3	25
CC08632		0.23	0.004	1.35	0.24	16.7	<0.2	<10	730	0.21	0.15	0.02	0.06	31.2	0.4	14
CC08633		0.14	0.005	2.18	0.59	18.2	<0.2	<10	630	0.16	0.19	0.08	0.08	30.4	0.9	12
CC08634		0.19	0.005	6.34	0.80	14.8	<0.2	<10	300	1.04	0.13	1.43	11.85	49.5	18.6	14
CC08635		0.18	0.004	1.95	0.90	16.7	<0.2	<10	170	0.90	0.11	0.25	7.79	39.3	17.0	17
CC08636		0.14	0.002	2.49	0.86	16.0	<0.2	<10	250	0.50	0.17	1.12	4.51	37.4	11.4	14
CC08637		0.17	0.001	0.72	0.38	7.4	<0.2	<10	90	0.35	0.06	0.67	2.81	26.9	12.1	8
CC08638		0.23	0.004	0.79	0.68	15.9	<0.2	<10	230	0.57	0.13	1.61	3.05	60.0	11.2	12
CC08639		0.13	0.002	0.44	0.60	7.8	<0.2	<10	430	0.61	0.14	2.42	2.36	27.8	8.1	9
CC08640		0.26	0.002	0.41	0.74	9.0	<0.2	<10	290	0.59	0.16	2.07	1.35	36.7	10.2	11
CC08641		0.19	0.002	0.16	0.59	3.6	<0.2	<10	120	0.24	0.08	1.39	0.68	13.25	3.9	6
CC08642		0.19	0.001	0.10	0.60	4.5	<0.2	<10	130	0.26	0.16	0.22	0.37	22.6	2.8	8
CC08643		0.19	0.002	0.30	0.39	17.8	<0.2	<10	50	0.29	0.07	0.05	0.39	18.60	2.8	6
CC08644		0.21	0.004	1.25	1.11	22.1	<0.2	<10	1320	1.14	0.16	0.65	1.26	111.0	14.1	19
CC08645		0.29	0.002	1.47	1.09	60.8	<0.2	<10	640	0.73	0.21	0.59	1.61	42.7	15.4	19
CC08646		0.14	<0.001	0.66	0.84	29.2	<0.2	<10	210	0.80	0.18	1.88	0.55	38.1	8.2	13
CC08647		0.15	0.005	0.43	1.11	19.2	<0.2	<10	230	0.93	0.23	0.59	0.45	49.0	7.5	18
CC08648		0.21	0.001	0.49	1.18	17.8	<0.2	<10	430	1.05	0.20	0.85	0.54	31.9	7.1	18
CC08649		0.13	0.006	0.35	0.51	5.5	<0.2	<10	120	0.28	0.06	1.72	0.86	7.45	2.2	6
CC08650		0.15	0.002	0.49	1.04	51.7	<0.2	<10	240	1.07	0.21	0.77	1.14	25.4	8.8	16
CC08651		0.19	0.001	0.18	1.33	15.7	<0.2	<10	220	0.91	0.19	1.22	0.63	22.6	7.2	20
CC08652		0.13	0.001	0.19	1.50	12.9	<0.2	<10	140	0.74	0.17	0.54	0.87	16.15	5.8	16
CC08653		0.14	0.001	0.25	1.58	13.2	<0.2	<10	150	0.83	0.15	1.06	0.69	15.55	5.6	22

***** See Appendix Page for comments regarding this certificate *****

ALS Canada Ltd.
2103 Dollarton Hwy
North Vancouver BC V7H 0A7
Phone: 604 984 0221 Fax: 604 984 0218 www.alsglobal.com

To: **SILVER RANGE RESOURCES LTD.**
C/O ARCHER, CATHRO & ASSOCIATES (1981) LIMITED
1016-510 W HASTINGS ST
VANCOUVER BC V6B 1L8

Finalized Date: 14-JUL-2012
Account: RANSIL

Project: Keg-Claim Group 3-Archimedes

CERTIFICATE OF ANALYSIS WH12150917

Sample Description	Method	ME-MS41	ME-MS41	ME-MS41	ME-MS41	ME-MS41	ME-MS41	ME-MS41	ME-MS41	ME-MS41	ME-MS41	ME-MS41	ME-MS41	ME-MS41	ME-MS41	ME-MS41
	Analyte	Cs	Cu	Fe	Ga	Ge	Hf	Hg	In	K	La	Li	Mg	Mn	Mo	Na
	Units	ppm	ppm	%	ppm	ppm	ppm	ppm	ppm	%	ppm	ppm	%	ppm	ppm	%
	LOR	0.05	0.2	0.01	0.05	0.05	0.02	0.01	0.005	0.01	0.2	0.1	0.01	5	0.05	0.01
CC142452		3.82	21.0	3.06	3.12	0.11	0.04	0.04	0.039	0.04	67.9	7.9	0.22	282	1.59	0.01
CC142453		2.20	8.6	2.50	3.00	0.05	<0.02	0.04	0.020	0.03	20.4	2.9	0.06	195	1.80	0.01
CC142454		1.69	12.6	2.26	5.12	<0.05	<0.02	0.05	0.021	0.06	13.8	6.6	0.15	136	3.30	0.01
CC142455		0.50	5.2	1.17	1.65	<0.05	<0.02	0.03	0.006	0.02	2.7	0.4	0.03	64	0.38	0.02
CC142456		7.83	19.7	2.14	2.41	0.13	0.07	0.13	0.048	0.06	53.4	6.1	0.19	590	1.34	0.01
CC142457		7.04	17.6	2.15	2.40	0.12	0.08	0.09	0.039	0.05	52.1	8.1	0.23	437	1.05	0.01
CC142458		8.29	18.8	2.60	2.36	0.12	0.10	0.16	0.046	0.08	53.7	6.6	0.22	855	2.23	0.02
CC142461		3.29	16.4	1.42	2.04	0.05	0.04	0.04	0.026	0.04	22.9	4.5	0.14	361	0.68	0.02
CC142462		4.23	18.7	1.74	2.61	0.07	0.05	0.17	0.034	0.05	30.8	5.5	0.16	861	0.99	0.02
CC142463		4.10	18.7	1.88	2.12	0.08	0.06	0.18	0.037	0.06	32.2	5.5	0.19	1340	0.90	0.01
CC142464		2.99	16.4	2.06	1.84	0.06	0.04	0.04	0.030	0.05	24.7	5.4	0.20	459	1.10	0.01
CC142465		3.62	15.8	1.61	1.74	0.07	0.05	0.07	0.025	0.05	28.1	4.5	0.16	341	0.87	0.01
CC142466		4.54	22.2	2.27	2.09	0.11	0.06	0.13	0.040	0.05	45.8	5.2	0.18	1040	1.47	0.01
CC142467		2.26	12.5	0.70	1.34	<0.05	<0.02	0.07	0.007	0.04	3.7	0.6	0.02	281	1.18	0.02
CC142468		3.37	56.4	2.34	3.10	0.05	<0.02	0.05	0.023	0.05	8.5	2.4	0.06	123	1.97	0.01
CC142469		8.17	107.5	2.72	3.25	0.06	0.02	0.10	0.033	0.12	15.9	3.1	0.07	777	2.16	0.01
CC142470		15.75	109.5	3.06	3.44	0.06	0.02	0.03	0.036	0.13	17.2	2.9	0.07	164	2.60	0.01
CC142471		10.50	73.4	2.91	3.89	0.06	<0.02	0.04	0.031	0.11	16.0	5.8	0.16	128	2.53	0.01
CC08632		1.31	28.7	1.44	2.23	0.05	<0.02	0.04	0.045	0.04	17.9	0.7	0.01	19	1.24	0.01
CC08633		2.04	30.1	1.32	3.80	0.05	0.02	0.07	0.027	0.04	17.3	1.3	0.03	24	1.04	0.02
CC08634		4.50	19.8	1.99	2.27	0.09	0.06	0.13	0.032	0.04	33.2	5.6	0.19	788	1.03	0.02
CC08635		2.73	12.9	2.20	1.96	0.07	0.05	0.06	0.026	0.04	18.9	4.1	0.12	570	1.66	0.02
CC08636		4.09	20.4	1.62	2.92	0.07	0.06	0.08	0.042	0.05	24.2	5.6	0.17	1060	0.95	0.02
CC08637		2.09	18.1	1.53	1.90	0.05	0.04	0.06	0.016	0.04	15.1	2.4	0.09	608	0.57	0.02
CC08638		3.60	13.7	1.57	1.89	0.08	0.05	0.12	0.032	0.04	32.3	4.5	0.15	662	0.79	0.01
CC08639		3.97	16.9	1.26	1.89	0.05	0.05	0.21	0.025	0.05	14.8	3.1	0.12	1070	0.83	0.02
CC08640		2.16	14.6	1.59	2.57	0.05	0.03	0.13	0.028	0.04	19.7	4.5	0.12	1480	1.00	0.01
CC08641		0.82	11.4	1.01	2.13	<0.05	0.04	0.05	0.011	0.03	8.4	2.1	0.07	402	0.50	0.03
CC08642		2.10	9.6	1.12	3.56	<0.05	<0.02	0.04	0.017	0.03	11.8	2.3	0.05	144	1.05	0.01
CC08643		2.38	6.9	1.52	1.47	<0.05	0.02	0.04	0.021	0.03	10.0	4.4	0.09	65	1.10	0.01
CC08644		5.03	17.8	2.51	3.38	0.08	0.09	0.11	0.057	0.09	44.8	10.1	0.23	1180	2.51	0.01
CC08645		2.82	18.2	2.43	3.89	<0.05	0.04	0.05	0.265	0.09	20.4	10.9	0.26	939	2.11	0.02
CC08646		3.64	16.8	2.19	2.43	<0.05	0.07	0.05	0.038	0.12	16.5	8.7	0.27	361	2.30	0.02
CC08647		3.56	12.2	2.34	3.38	<0.05	0.07	0.03	0.039	0.09	24.1	13.4	0.34	577	2.34	0.01
CC08648		3.93	18.6	2.27	3.22	<0.05	0.09	0.03	0.045	0.11	15.6	15.2	0.36	391	2.28	0.02
CC08649		1.62	10.8	0.77	1.51	<0.05	0.02	0.02	0.012	0.03	4.0	4.3	0.12	302	0.69	0.03
CC08650		3.48	18.5	2.73	2.82	<0.05	0.09	0.04	0.048	0.16	15.2	12.6	0.36	641	2.65	0.02
CC08651		2.60	11.3	2.28	3.46	<0.05	0.10	0.02	0.032	0.10	10.9	14.9	0.41	176	1.54	0.02
CC08652		3.75	13.1	2.22	3.60	<0.05	0.11	0.01	0.030	0.08	7.1	16.3	0.58	483	1.38	0.02
CC08653		3.05	15.4	1.73	3.98	<0.05	0.07	0.01	0.025	0.06	6.9	19.7	0.42	576	1.16	0.02

***** See Appendix Page for comments regarding this certificate *****

ALS Canada Ltd.
2103 Dollarton Hwy
North Vancouver BC V7H 0A7
Phone: 604 984 0221 Fax: 604 984 0218 www.alsglobal.com

To: **SILVER RANGE RESOURCES LTD.**
C/O ARCHER, CATHRO & ASSOCIATES (1981) LIMITED
1016-510 W HASTINGS ST
VANCOUVER BC V6B 1L8

Finalized Date: 14-JUL-2012
Account: RANSIL

Project: Keg-Claim Group 3-Archimedes

CERTIFICATE OF ANALYSIS WH12150917

Sample Description	Method	ME-MS41	ME-MS41	ME-MS41	ME-MS41	ME-MS41	ME-MS41	ME-MS41	ME-MS41	ME-MS41	ME-MS41	ME-MS41	ME-MS41	ME-MS41	ME-MS41	ME-MS41
	Analyte	Nb	Ni	P	Pb	Rb	Re	S	Sb	Sc	Se	Sn	Sr	Ta	Te	Th
	Units	ppm	ppm	ppm	ppm	ppm	ppm	%	ppm	ppm	ppm	ppm	ppm	ppm	ppm	ppm
	LOR	0.05	0.2	10	0.2	0.1	0.001	0.01	0.05	0.1	0.2	0.2	0.2	0.01	0.01	0.2
CC142452		0.67	72.3	650	520	7.8	<0.001	0.01	6.33	3.1	1.1	9.4	11.2	<0.01	0.04	5.5
CC142453		0.59	27.6	340	26.7	6.4	0.001	0.01	6.35	1.6	0.5	0.8	4.6	<0.01	0.04	1.6
CC142454		1.02	15.9	410	20.1	9.6	<0.001	0.01	1.93	1.8	0.9	0.9	11.6	<0.01	0.07	2.4
CC142455		0.11	4.4	280	10.2	1.8	<0.001	0.01	1.18	0.4	<0.2	0.3	10.3	<0.01	0.01	<0.2
CC142456		0.37	49.5	1150	27.6	10.2	<0.001	0.10	5.52	2.4	1.7	0.6	57.1	<0.01	0.05	1.0
CC142457		0.36	55.5	880	43.2	8.3	<0.001	0.06	5.29	2.4	1.9	0.5	34.4	<0.01	0.03	1.5
CC142458		0.32	58.0	1110	49.5	11.5	0.001	0.10	10.25	2.8	2.5	1.1	53.9	<0.01	0.05	1.7
CC142461		0.35	26.4	860	36.9	6.1	0.001	0.06	6.38	1.4	0.8	0.5	46.2	<0.01	0.03	0.8
CC142462		0.38	28.5	1290	51.6	7.9	<0.001	0.11	4.21	1.5	1.5	0.8	55.7	<0.01	0.03	0.8
CC142463		0.27	41.5	1240	68.4	7.7	<0.001	0.13	4.64	1.6	1.5	0.9	57.4	<0.01	0.03	0.8
CC142464		0.31	38.5	540	49.2	6.1	<0.001	0.05	6.29	2.4	1.3	1.0	36.6	<0.01	0.03	1.5
CC142465		0.29	37.6	570	41.2	6.6	<0.001	0.04	5.99	2.1	1.1	1.0	56.7	<0.01	0.03	1.6
CC142466		0.23	64.1	900	86.9	7.3	<0.001	0.09	7.57	2.3	2.1	1.6	40.0	<0.01	0.04	1.1
CC142467		0.05	7.5	690	12.7	4.4	<0.001	0.04	0.91	0.4	0.6	0.6	9.8	<0.01	0.01	<0.2
CC142468		0.38	10.3	330	31.0	7.0	<0.001	0.04	3.82	1.9	3.7	0.8	19.9	<0.01	0.07	1.6
CC142469		0.19	15.4	610	17.0	15.3	0.001	0.08	3.29	4.5	4.6	0.5	22.7	<0.01	0.11	2.1
CC142470		0.16	14.6	410	14.1	16.7	0.002	0.07	3.87	6.1	5.8	0.5	23.5	<0.01	0.12	4.2
CC142471		0.62	16.3	630	24.0	14.9	0.001	0.12	3.04	3.8	5.6	0.6	44.0	<0.01	0.11	2.8
CC08632		0.08	6.4	360	66.1	4.0	<0.001	0.03	6.84	3.9	2.6	1.0	33.6	<0.01	0.06	2.3
CC08633		0.22	3.6	510	89.7	4.5	<0.001	0.02	5.79	1.8	3.7	1.3	26.7	<0.01	0.11	1.5
CC08634		0.34	74.6	1130	52.6	7.0	<0.001	0.12	7.00	1.9	1.6	4.6	58.5	<0.01	0.05	1.0
CC08635		0.32	83.1	880	65.6	4.8	0.001	0.04	7.08	1.6	0.9	2.4	20.0	<0.01	0.04	1.6
CC08636		0.46	33.1	1210	139.0	9.3	<0.001	0.10	7.84	1.8	0.8	2.1	53.7	<0.01	0.04	0.9
CC08637		0.22	28.3	740	10.9	4.0	<0.001	0.04	4.80	1.6	0.8	0.3	31.3	<0.01	0.01	0.9
CC08638		0.34	35.6	1130	28.3	6.2	<0.001	0.11	5.93	1.6	1.5	0.7	70.6	<0.01	0.03	0.9
CC08639		0.29	19.2	1680	26.3	8.0	<0.001	0.18	1.40	1.1	1.0	0.5	101.5	<0.01	0.03	0.5
CC08640		0.34	20.3	1610	20.0	6.6	<0.001	0.13	1.74	0.9	1.3	0.4	82.7	<0.01	0.02	0.4
CC08641		0.39	7.1	870	9.6	3.4	0.001	0.09	0.86	0.6	0.4	0.3	52.6	<0.01	0.03	0.3
CC08642		0.32	8.4	600	12.8	4.2	<0.001	0.04	1.57	0.5	0.3	0.6	15.5	<0.01	0.03	<0.2
CC08643		0.45	25.7	290	40.7	4.9	<0.001	0.02	5.73	1.0	0.2	0.4	5.2	<0.01	0.03	1.1
CC08644		0.33	43.0	760	60.4	9.0	<0.001	0.06	6.99	3.5	1.5	0.8	30.6	0.01	0.06	2.1
CC08645		0.64	26.3	670	353	13.9	<0.001	0.06	7.83	2.3	1.3	3.7	31.4	<0.01	0.06	1.4
CC08646		1.14	34.9	510	62.8	12.0	<0.001	0.06	9.04	2.0	0.9	0.7	60.2	0.01	0.06	1.8
CC08647		0.66	28.0	440	60.0	10.9	<0.001	0.03	4.58	2.5	0.7	0.8	29.8	<0.01	0.06	2.3
CC08648		1.30	28.8	430	51.4	14.5	<0.001	0.04	2.58	2.6	0.9	1.0	39.4	0.01	0.06	2.4
CC08649		0.59	7.5	450	9.6	5.3	<0.001	0.07	0.67	0.7	0.4	0.3	65.2	<0.01	0.02	0.3
CC08650		1.47	43.8	340	94.5	16.3	<0.001	0.04	2.87	3.1	1.3	1.0	36.6	0.01	0.06	3.3
CC08651		2.18	29.2	160	23.7	16.6	<0.001	0.02	1.30	3.0	0.6	0.9	48.3	0.01	0.03	4.4
CC08652		2.54	21.3	150	21.2	17.9	<0.001	0.02	1.11	2.3	0.4	0.7	31.7	0.01	0.03	3.5
CC08653		2.01	19.5	220	19.7	12.0	<0.001	0.03	1.51	2.2	0.5	1.5	57.0	0.01	0.04	2.3

***** See Appendix Page for comments regarding this certificate *****

ALS Canada Ltd.
2103 Dollarton Hwy
North Vancouver BC V7H 0A7
Phone: 604 984 0221 Fax: 604 984 0218 www.alsglobal.com

To: **SILVER RANGE RESOURCES LTD.**
C/O ARCHER, CATHRO & ASSOCIATES (1981) LIMITED
1016-510 W HASTINGS ST
VANCOUVER BC V6B 1L8

Finalized Date: 14-JUL-2012
Account: RANSIL

Project: Keg-Claim Group 3-Archimedes

CERTIFICATE OF ANALYSIS WH12150917

Sample Description	Method	ME-MS41	ME-MS41	ME-MS41	ME-MS41	ME-MS41	ME-MS41	ME-MS41	ME-MS41
	Analyte	Ti	Tl	U	V	W	Y	Zn	Zr
	Units	%	ppm	ppm	ppm	ppm	ppm	ppm	ppm
	LOR	0.005	0.02	0.05	1	0.05	0.05	2	0.5
CC142452		0.019	0.31	0.94	57	0.18	18.75	563	1.8
CC142453		0.020	0.29	0.58	51	0.22	8.68	146	<0.5
CC142454		0.029	0.23	0.61	65	0.21	3.85	77	<0.5
CC142455		0.043	0.06	0.18	39	<0.05	1.15	28	<0.5
CC142456		0.013	0.36	1.40	41	0.10	41.3	243	2.5
CC142457		0.015	0.48	1.24	36	0.08	37.1	284	2.8
CC142458		0.012	0.90	1.07	43	0.10	39.2	207	3.3
CC142461		0.019	0.34	1.01	29	0.06	18.05	161	1.6
CC142462		0.017	0.49	1.41	35	0.08	23.6	199	1.6
CC142463		0.012	0.69	1.29	36	0.08	36.5	270	2.0
CC142464		0.017	0.50	0.88	33	0.08	17.60	273	1.5
CC142465		0.013	0.49	0.80	26	0.44	23.1	242	1.8
CC142466		0.011	0.81	1.12	34	0.09	37.4	530	2.0
CC142467		0.010	0.16	0.22	16	0.05	1.08	33	<0.5
CC142468		0.016	0.16	0.40	30	0.09	2.61	27	<0.5
CC142469		0.009	0.32	1.02	35	0.07	6.61	51	0.5
CC142470		0.009	0.41	1.03	41	0.06	6.16	48	1.3
CC142471		0.027	0.67	1.01	46	0.17	5.36	63	0.6
CC08632		<0.005	0.15	0.65	31	0.06	4.28	17	0.5
CC08633		0.013	0.15	0.63	35	0.05	3.33	15	0.6
CC08634		0.015	0.90	1.27	35	0.09	66.2	714	2.5
CC08635		0.020	0.54	0.77	35	0.08	23.7	826	1.5
CC08636		0.019	0.55	1.09	37	0.10	23.8	361	2.1
CC08637		0.040	0.26	0.43	40	<0.05	15.85	187	1.3
CC08638		0.012	0.58	1.47	29	0.09	32.6	213	1.9
CC08639		0.013	0.26	1.06	29	0.07	18.85	107	1.5
CC08640		0.012	0.23	1.00	39	0.11	19.15	84	1.0
CC08641		0.029	0.08	0.41	28	<0.05	6.86	47	1.6
CC08642		0.023	0.12	0.54	38	0.12	4.09	35	<0.5
CC08643		0.009	0.16	0.36	23	0.14	5.06	141	0.6
CC08644		0.009	0.66	1.10	56	0.16	23.4	101	1.7
CC08645		0.023	0.25	0.88	52	0.30	8.82	152	0.7
CC08646		0.017	0.19	0.88	35	0.25	10.35	72	2.1
CC08647		0.019	0.18	0.79	49	0.25	10.30	66	1.6
CC08648		0.030	0.24	0.89	49	0.19	12.60	79	2.5
CC08649		0.021	0.07	0.77	19	0.10	3.89	74	0.9
CC08650		0.035	0.31	0.84	46	0.26	22.1	328	3.0
CC08651		0.047	0.28	0.79	55	0.35	10.35	127	4.0
CC08652		0.060	0.21	1.00	62	0.27	9.74	136	5.1
CC08653		0.037	0.18	1.03	63	0.17	8.67	72	3.1

***** See Appendix Page for comments regarding this certificate *****

ALS Canada Ltd.
2103 Dollarton Hwy
North Vancouver BC V7H 0A7
Phone: 604 984 0221 Fax: 604 984 0218 www.alsglobal.com

To: **SILVER RANGE RESOURCES LTD.**
C/O ARCHER, CATHRO & ASSOCIATES (1981) LIMITED
1016-510 W HASTINGS ST
VANCOUVER BC V6B 1L8

Finalized Date: 14-JUL-2012
Account: RANSIL

Project: Keg-Claim Group 3-Archimedes

CERTIFICATE OF ANALYSIS WH12150917

Sample Description	Method	WEI-21	Au-ICP21	ME-MS41	ME-MS41	ME-MS41	ME-MS41	ME-MS41	ME-MS41	ME-MS41	ME-MS41	ME-MS41	ME-MS41	ME-MS41	ME-MS41	ME-MS41
	Analyte	Recvd Wt.	Au	Ag	Al	As	Au	B	Ba	Be	Bi	Ca	Cd	Ce	Co	Cr
	Units	kg	ppm	ppm	%	ppm	ppm	ppm	ppm	ppm	ppm	%	ppm	ppm	ppm	ppm
	LOR	.02	0.001	0.01	0.01	0.1	0.2	10	10	0.05	0.01	0.01	0.01	0.02	0.1	1
CC08654		0.22	0.001	0.10	1.79	13.1	<0.2	<10	270	1.05	0.18	0.57	0.40	22.0	6.2	27
CC08655		0.22	0.001	0.43	0.73	9.4	<0.2	<10	590	0.30	0.14	0.13	1.49	17.95	2.7	10
CC08656		0.25	0.001	1.41	0.48	3.1	<0.2	<10	560	0.23	0.08	0.69	1.08	7.22	2.8	5
CC08657		0.15	0.001	0.37	0.44	4.3	<0.2	<10	110	0.19	0.06	1.70	1.77	5.50	2.3	5
CC08658		0.17	<0.001	0.23	1.12	12.6	<0.2	<10	180	0.48	0.13	0.32	0.47	15.20	5.7	14
CC08659		0.25	<0.001	0.10	0.34	1.6	<0.2	<10	90	0.11	0.04	0.78	0.33	5.04	1.7	3
CC08660		0.20	<0.001	0.12	1.12	26.3	<0.2	<10	140	0.49	0.16	0.28	0.30	14.05	3.8	13
CC08661		0.14	<0.001	0.39	1.08	25.8	<0.2	<10	180	0.57	0.19	0.37	1.08	21.1	5.6	16
CC08662		0.19	0.001	0.38	0.96	10.5	<0.2	<10	300	0.47	0.14	0.93	0.71	15.55	4.0	12
CC08663		0.22	0.001	0.35	0.95	23.2	<0.2	<10	470	0.70	0.17	0.47	0.36	40.8	6.4	17
CC08664		0.22	0.003	0.62	0.88	21.6	<0.2	<10	280	1.03	0.20	0.97	0.70	63.6	7.2	15
CC08665		0.23	0.005	0.34	1.03	18.8	<0.2	<10	470	0.56	0.15	0.42	0.51	49.3	8.6	22
CC08666		0.18	0.005	0.28	1.07	16.1	<0.2	<10	320	0.64	0.18	0.39	0.51	60.7	10.6	23
CC08667		0.31	0.002	2.59	0.55	57.4	<0.2	<10	490	0.64	0.12	0.52	5.41	92.7	27.9	15
CC08668		0.18	0.001	0.33	0.94	23.0	<0.2	<10	220	0.57	0.22	0.32	1.99	41.5	11.0	23
CC08669		0.22	0.005	8.57	0.85	37.3	<0.2	<10	500	0.82	0.17	0.50	10.20	63.6	26.6	22
CC08670		0.18	0.009	0.46	0.88	17.5	<0.2	<10	110	0.43	0.22	0.10	0.62	32.8	8.2	24
CC08671		0.11	0.003	0.21	1.43	14.7	<0.2	<10	180	0.74	0.21	0.11	1.05	45.0	10.1	27
CC08672		0.17	0.002	0.27	1.35	14.6	<0.2	<10	310	0.54	0.23	0.26	2.94	40.9	9.8	25
CC08673		0.18	0.003	1.00	0.56	11.5	<0.2	<10	80	0.76	0.10	0.10	2.29	26.7	5.8	11
CC08674		0.28	0.002	2.40	1.13	15.0	<0.2	<10	440	1.28	0.18	0.47	6.88	60.3	18.3	16
CC93766		0.23	0.001	0.38	0.75	7.2	<0.2	<10	180	0.46	0.09	0.55	2.01	26.2	7.7	7
CC93767		0.20	0.005	0.99	0.70	29.8	<0.2	<10	250	0.42	0.21	0.03	0.16	38.1	1.9	13
CC93768		0.19	0.014	3.08	0.59	29.4	<0.2	<10	330	0.17	0.33	0.05	0.06	38.9	1.4	12
CC93769		0.32	0.015	3.40	0.58	54.3	<0.2	<10	650	0.20	0.25	0.02	0.05	51.7	0.9	26
CC93770		0.26	0.019	1.47	0.48	47.7	<0.2	<10	1420	0.22	0.41	0.03	0.05	70.3	0.8	28
CC93771		0.19	0.050	1.75	1.10	21.4	<0.2	<10	1230	0.40	0.52	0.03	0.08	58.0	1.9	32
CC93772		0.18	0.028	0.36	0.90	57.9	<0.2	<10	330	0.19	0.41	0.04	0.16	31.1	2.2	25
CC93773		0.26	0.006	0.31	0.84	21.3	<0.2	<10	230	0.28	0.24	0.09	0.16	23.8	4.7	24
CC93774		0.20	0.029	1.29	0.90	65.7	<0.2	<10	780	0.42	0.51	0.05	0.12	70.9	1.7	30
CC93775		0.22	0.003	1.23	0.80	19.7	<0.2	<10	150	0.23	0.34	0.04	0.13	25.8	3.0	20
CC93776		0.21	0.017	1.45	0.42	23.5	<0.2	<10	220	0.17	0.33	0.02	0.11	24.8	0.8	17
CC93777		0.21	0.004	1.14	0.77	24.0	<0.2	<10	170	0.35	0.20	0.05	0.13	26.5	2.6	18
CC93778		0.20	0.003	0.69	0.18	22.1	<0.2	<10	90	0.08	0.15	0.01	0.02	20.0	0.4	11
CC93779		0.19	0.007	0.68	0.54	23.4	<0.2	<10	170	0.18	0.41	0.03	0.12	37.1	1.5	17
CC93780		0.18	0.013	0.32	0.89	16.8	<0.2	<10	110	0.29	0.18	0.11	0.22	23.9	4.9	22

***** See Appendix Page for comments regarding this certificate *****

ALS Canada Ltd.
2103 Dollarton Hwy
North Vancouver BC V7H 0A7
Phone: 604 984 0221 Fax: 604 984 0218 www.alsglobal.com

To: **SILVER RANGE RESOURCES LTD.**
C/O ARCHER, CATHRO & ASSOCIATES (1981) LIMITED
1016-510 W HASTINGS ST
VANCOUVER BC V6B 1L8

Finalized Date: 14-JUL-2012
Account: RANSIL

Project: Keg-Claim Group 3-Archimedes

CERTIFICATE OF ANALYSIS WH12150917

Sample Description	Method	ME-MS41	ME-MS41	ME-MS41	ME-MS41	ME-MS41	ME-MS41	ME-MS41	ME-MS41	ME-MS41	ME-MS41	ME-MS41	ME-MS41	ME-MS41	ME-MS41	ME-MS41
	Analyte	Cs	Cu	Fe	Ga	Ge	Hf	Hg	In	K	La	Li	Mg	Mn	Mo	Na
	Units	ppm	ppm	%	ppm	ppm	ppm	ppm	ppm	%	ppm	ppm	%	ppm	ppm	%
	LOR	0.05	0.2	0.01	0.05	0.05	0.02	0.01	0.005	0.01	0.2	0.1	0.01	5	0.05	0.01
CC08654		1.85	9.7	1.98	4.76	<0.05	0.10	0.02	0.028	0.10	9.0	20.4	0.46	211	1.06	0.02
CC08655		1.38	14.6	1.22	3.85	<0.05	0.02	0.02	0.014	0.06	11.0	7.6	0.10	82	1.41	0.02
CC08656		0.81	12.0	0.73	2.09	<0.05	<0.02	0.03	0.008	0.04	3.7	3.1	0.05	245	0.61	0.03
CC08657		0.83	8.7	0.69	1.35	<0.05	0.02	0.03	0.007	0.03	3.0	3.7	0.08	155	0.71	0.05
CC08658		2.58	12.3	1.70	3.01	<0.05	0.09	0.01	0.020	0.07	6.7	13.0	0.30	213	1.73	0.02
CC08659		0.47	5.6	0.50	1.06	<0.05	0.02	0.02	<0.005	0.03	2.6	1.7	0.05	204	0.35	0.04
CC08660		3.42	7.8	2.20	3.02	<0.05	0.06	0.02	0.026	0.08	7.0	20.3	0.44	96	2.19	0.01
CC08661		3.70	12.5	1.91	2.88	<0.05	0.03	0.03	0.033	0.08	9.5	16.9	0.37	606	2.25	0.01
CC08662		3.16	9.0	1.41	2.61	<0.05	0.03	0.02	0.023	0.05	8.2	15.3	0.21	291	1.30	0.03
CC08663		3.92	14.1	2.15	2.75	<0.05	0.04	0.02	0.035	0.09	20.3	15.1	0.37	193	2.36	0.02
CC08664		7.76	14.7	2.67	2.63	0.08	0.10	0.04	0.046	0.10	38.7	14.8	0.41	285	2.57	0.01
CC08665		2.06	17.5	2.23	3.47	<0.05	0.05	0.02	0.045	0.08	23.9	10.5	0.33	339	1.58	0.02
CC08666		1.81	12.5	2.33	3.52	0.05	0.11	0.03	0.031	0.08	28.9	11.4	0.35	550	1.40	0.02
CC08667		4.31	16.7	2.93	2.19	0.12	0.11	0.02	0.055	0.04	41.8	10.7	0.07	4120	2.38	0.01
CC08668		2.56	12.9	2.30	4.32	<0.05	0.02	0.04	0.034	0.07	19.5	12.2	0.22	842	2.51	0.01
CC08669		2.87	20.0	2.23	3.00	0.07	0.11	0.28	0.054	0.06	32.8	7.2	0.14	3490	2.71	0.01
CC08670		1.36	14.7	2.49	4.17	<0.05	0.02	0.08	0.024	0.06	17.2	9.4	0.18	432	2.32	0.01
CC08671		1.50	17.2	2.44	3.90	<0.05	0.03	0.08	0.030	0.06	16.2	21.3	0.34	286	2.10	0.01
CC08672		2.01	13.9	2.51	5.08	<0.05	0.02	0.06	0.033	0.06	18.2	15.4	0.30	586	2.14	0.01
CC08673		2.63	9.0	1.74	2.35	<0.05	0.02	0.07	0.017	0.04	12.4	3.4	0.10	224	1.47	0.02
CC08674		8.99	23.2	2.25	3.43	0.10	0.09	0.09	0.044	0.07	37.6	7.9	0.18	615	1.50	0.03
CC93766		2.66	19.6	1.24	2.04	<0.05	0.05	0.04	0.017	0.03	15.3	4.0	0.09	335	0.59	0.03
CC93767		3.91	22.0	2.13	2.98	<0.05	0.02	0.05	0.034	0.07	19.6	2.0	0.05	53	1.46	0.02
CC93768		2.58	39.6	1.85	3.80	<0.05	0.02	0.13	0.046	0.04	20.9	1.6	0.04	39	1.27	0.02
CC93769		2.58	58.0	2.08	5.42	0.09	0.02	0.13	0.063	0.04	27.9	1.4	0.03	38	2.94	0.01
CC93770		1.89	53.9	1.98	7.42	0.11	0.06	0.05	0.054	0.04	38.2	1.7	0.04	28	3.08	0.01
CC93771		7.12	86.3	3.00	8.39	0.11	0.05	0.13	0.059	0.05	32.1	3.3	0.09	103	2.81	0.01
CC93772		3.32	65.6	2.97	6.41	<0.05	<0.02	0.09	0.059	0.05	16.6	3.7	0.12	119	3.23	0.01
CC93773		1.52	39.7	2.36	3.80	<0.05	<0.02	0.04	0.035	0.04	11.9	6.1	0.16	226	2.35	0.01
CC93774		3.56	56.3	2.58	4.18	0.11	0.04	0.12	0.070	0.04	40.5	3.5	0.07	75	5.25	0.01
CC93775		1.41	33.2	2.27	6.45	<0.05	<0.02	0.11	0.029	0.05	13.9	3.7	0.08	321	2.56	0.01
CC93776		1.29	88.2	2.43	4.13	<0.05	0.02	0.14	0.089	0.03	12.3	1.2	0.02	30	1.84	0.01
CC93777		2.47	34.9	1.98	3.49	<0.05	0.02	0.04	0.033	0.05	13.7	4.1	0.10	107	1.78	0.01
CC93778		0.94	47.6	1.29	1.61	<0.05	0.02	0.03	0.029	0.03	10.5	0.7	0.01	17	1.37	<0.01
CC93779		1.53	39.1	1.82	4.88	<0.05	0.02	0.08	0.092	0.04	18.7	0.9	0.03	52	2.14	0.01
CC93780		0.81	27.8	2.10	3.50	<0.05	0.03	0.04	0.034	0.04	12.9	10.2	0.25	163	1.81	0.01

***** See Appendix Page for comments regarding this certificate *****

ALS Canada Ltd.
2103 Dollarton Hwy
North Vancouver BC V7H 0A7
Phone: 604 984 0221 Fax: 604 984 0218 www.alsglobal.com

To: **SILVER RANGE RESOURCES LTD.**
C/O ARCHER, CATHRO & ASSOCIATES (1981) LIMITED
1016-510 W HASTINGS ST
VANCOUVER BC V6B 1L8

Finalized Date: 14-JUL-2012
Account: RANSIL

Project: Keg-Claim Group 3-Archimedes

CERTIFICATE OF ANALYSIS WH12150917

Sample Description	Method	ME-MS41	ME-MS41	ME-MS41	ME-MS41	ME-MS41	ME-MS41	ME-MS41	ME-MS41	ME-MS41	ME-MS41	ME-MS41	ME-MS41	ME-MS41	ME-MS41	ME-MS41
	Analyte	Nb	Ni	P	Pb	Rb	Re	S	Sb	Sc	Se	Sn	Sr	Ta	Te	Th
	Units	ppm	ppm	ppm	ppm	ppm	ppm	%	ppm	ppm	ppm	ppm	ppm	ppm	ppm	ppm
	LOR	0.05	0.2	10	0.2	0.1	0.001	0.01	0.05	0.1	0.2	0.2	0.2	0.01	0.01	0.2
CC08654		2.67	26.7	100	20.0	16.3	<0.001	0.02	1.02	3.2	0.4	1.0	27.7	<0.01	0.03	3.8
CC08655		0.78	9.4	220	15.3	9.8	<0.001	0.02	1.20	1.5	0.5	0.6	13.8	<0.01	0.03	1.2
CC08656		0.49	5.3	220	10.3	5.4	<0.001	0.03	0.49	0.8	0.2	0.3	34.2	<0.01	0.02	0.4
CC08657		0.50	6.0	350	9.3	4.6	0.001	0.07	0.49	0.6	0.3	0.2	57.1	<0.01	0.02	0.2
CC08658		2.67	27.1	180	17.6	16.0	<0.001	0.01	1.11	1.9	0.3	0.9	33.4	<0.01	0.03	2.9
CC08659		0.32	3.8	280	4.1	1.9	<0.001	0.03	0.29	0.5	<0.2	0.2	28.4	<0.01	0.02	0.2
CC08660		3.32	24.1	160	25.8	18.4	<0.001	0.02	1.83	1.6	0.3	1.5	31.1	<0.01	0.03	3.1
CC08661		2.18	21.9	280	28.7	14.3	<0.001	0.02	2.74	1.9	0.3	0.7	24.5	<0.01	0.04	2.2
CC08662		1.32	13.5	290	21.6	9.4	<0.001	0.04	1.33	1.4	0.4	0.5	34.1	<0.01	0.03	0.9
CC08663		0.88	25.7	240	29.6	12.4	<0.001	0.02	3.80	2.4	0.6	0.6	23.9	<0.01	0.04	2.9
CC08664		0.45	39.9	470	27.7	9.9	0.001	0.03	8.21	3.4	1.0	0.4	35.6	0.01	0.05	3.7
CC08665		0.88	30.3	430	43.6	8.0	<0.001	0.02	5.10	3.2	0.8	0.8	26.8	<0.01	0.04	3.1
CC08666		1.24	31.2	410	29.4	8.3	<0.001	0.02	3.50	3.7	0.7	0.7	23.7	0.01	0.03	7.4
CC08667		0.34	93.7	630	362	5.3	<0.001	0.01	69.0	2.7	1.5	14.1	31.6	0.01	0.02	6.7
CC08668		0.71	30.6	620	54.4	13.1	<0.001	0.04	7.36	1.6	0.5	1.9	22.8	<0.01	0.06	0.9
CC08669		0.46	80.2	920	216	8.4	<0.001	0.07	19.95	2.4	1.9	5.0	25.4	0.01	0.12	2.1
CC08670		0.88	23.7	560	28.3	9.6	<0.001	0.06	6.01	1.5	0.6	1.1	11.1	<0.01	0.07	1.0
CC08671		0.78	40.2	530	20.4	8.3	<0.001	0.04	2.00	2.1	0.6	0.4	11.4	<0.01	0.06	1.5
CC08672		1.06	27.5	640	20.4	10.3	<0.001	0.05	2.25	2.2	0.6	0.7	18.2	<0.01	0.05	1.1
CC08673		0.30	45.4	680	14.5	4.0	<0.001	0.05	3.43	0.8	0.6	0.5	10.7	<0.01	0.03	0.3
CC08674		0.52	110.5	920	39.2	10.0	<0.001	0.07	4.98	3.0	2.1	1.0	33.4	0.01	0.06	1.4
CC93766		0.39	29.9	760	12.6	4.1	<0.001	0.06	1.98	1.1	0.7	0.3	30.3	0.01	0.03	0.6
CC93767		0.20	20.9	950	55.3	7.2	<0.001	0.13	10.05	1.2	1.4	1.6	66.2	<0.01	0.07	1.0
CC93768		0.24	4.2	570	105.5	5.4	<0.001	0.05	9.98	2.2	3.6	2.0	31.7	<0.01	0.15	1.7
CC93769		0.13	7.9	520	293	4.8	<0.001	0.03	8.92	3.3	10.4	2.6	32.4	<0.01	0.15	3.5
CC93770		0.16	5.0	520	251	4.5	0.001	0.04	12.75	3.0	6.1	2.6	43.9	<0.01	0.14	7.0
CC93771		0.31	10.2	930	70.7	8.3	<0.001	0.03	6.66	5.8	9.4	2.3	55.0	0.01	0.20	4.5
CC93772		0.26	8.9	760	142.5	9.3	<0.001	0.04	11.35	1.0	5.7	11.9	26.1	<0.01	0.21	0.2
CC93773		0.35	13.5	740	66.5	6.5	<0.001	0.03	5.44	1.8	2.9	1.3	26.2	<0.01	0.09	0.4
CC93774		0.42	9.8	1230	650	6.1	<0.001	0.04	36.7	5.0	7.1	2.9	88.6	0.01	0.20	2.3
CC93775		0.75	9.4	680	75.5	10.2	<0.001	0.08	4.71	1.3	1.7	2.2	12.9	<0.01	0.13	0.4
CC93776		0.17	6.7	660	82.5	3.7	0.001	0.06	13.35	2.2	2.9	1.2	33.3	<0.01	0.18	1.3
CC93777		0.40	18.7	760	83.8	7.4	<0.001	0.03	7.46	2.0	1.4	2.2	37.4	<0.01	0.09	0.9
CC93778		0.09	2.3	200	62.6	2.5	<0.001	0.01	12.60	1.4	1.6	4.3	17.4	<0.01	0.07	2.1
CC93779		0.36	6.4	730	208	5.6	<0.001	0.07	11.45	1.0	4.0	1.2	32.0	<0.01	0.20	0.2
CC93780		0.67	16.8	420	40.5	4.6	<0.001	0.03	4.41	2.0	1.9	1.2	16.5	<0.01	0.07	1.5

***** See Appendix Page for comments regarding this certificate *****

ALS Canada Ltd.
2103 Dollarton Hwy
North Vancouver BC V7H 0A7
Phone: 604 984 0221 Fax: 604 984 0218 www.alsglobal.com

To: **SILVER RANGE RESOURCES LTD.**
C/O ARCHER, CATHRO & ASSOCIATES (1981) LIMITED
1016-510 W HASTINGS ST
VANCOUVER BC V6B 1L8

Finalized Date: 14-JUL-2012
Account: RANSIL

Project: Keg-Claim Group 3-Archimedes

CERTIFICATE OF ANALYSIS WH12150917

Sample Description	Method	ME-MS41	ME-MS41	ME-MS41	ME-MS41	ME-MS41	ME-MS41	ME-MS41	ME-MS41
	Analyte	Ti	Tl	U	V	W	Y	Zn	Zr
	Units	%	ppm	ppm	ppm	ppm	ppm	ppm	ppm
	LOR	0.005	0.02	0.05	1	0.05	0.05	2	0.5
CC08654		0.048	0.21	0.44	76	0.23	8.48	71	4.2
CC08655		0.024	0.13	0.52	36	0.22	6.84	63	0.8
CC08656		0.024	0.06	0.28	22	0.14	1.66	35	0.5
CC08657		0.019	0.07	0.36	19	0.08	1.82	85	0.8
CC08658		0.051	0.19	0.61	41	0.21	5.74	160	5.2
CC08659		0.020	0.04	0.36	15	0.05	1.52	30	0.5
CC08660		0.064	0.29	0.76	55	0.30	5.07	136	2.6
CC08661		0.042	0.18	0.64	50	0.25	6.12	188	1.0
CC08662		0.027	0.13	0.44	40	0.19	5.86	64	1.0
CC08663		0.022	0.21	0.75	42	0.15	9.04	77	1.2
CC08664		0.012	0.24	0.75	41	0.14	23.1	128	2.4
CC08665		0.036	0.16	0.72	45	0.30	12.85	92	1.4
CC08666		0.055	0.20	0.97	49	0.57	12.35	84	4.0
CC08667		0.008	0.74	0.85	31	0.36	40.1	527	4.3
CC08668		0.032	0.21	0.67	51	0.32	6.84	207	<0.5
CC08669		0.018	0.76	1.35	34	0.25	34.6	599	2.1
CC08670		0.048	0.16	0.84	56	0.44	4.89	109	<0.5
CC08671		0.032	0.15	0.85	49	0.31	5.53	118	0.5
CC08672		0.041	0.19	0.66	59	0.42	7.37	146	<0.5
CC08673		0.025	0.35	0.58	27	0.12	10.70	470	<0.5
CC08674		0.024	0.71	1.25	40	0.25	59.4	1020	1.4
CC93766		0.027	0.32	0.60	27	0.07	14.55	238	1.3
CC93767		0.007	0.41	0.90	42	0.08	6.17	195	<0.5
CC93768		0.018	0.23	0.89	39	0.12	4.65	22	<0.5
CC93769		0.007	0.16	1.04	60	0.08	4.48	17	0.5
CC93770		0.007	0.19	1.01	79	0.07	4.30	16	2.4
CC93771		0.011	0.57	1.85	47	0.13	14.80	30	0.5
CC93772		0.016	0.26	1.18	50	0.20	3.83	39	<0.5
CC93773		0.028	0.14	0.91	47	0.16	4.29	47	<0.5
CC93774		0.018	0.26	1.95	98	0.22	8.41	38	0.5
CC93775		0.040	0.17	1.00	71	0.30	2.79	41	<0.5
CC93776		0.006	0.14	1.07	58	0.08	3.19	31	<0.5
CC93777		0.018	0.17	1.22	59	0.15	6.58	65	<0.5
CC93778		<0.005	0.07	0.50	22	0.05	2.42	9	0.8
CC93779		0.021	0.14	1.07	57	0.21	4.13	33	<0.5
CC93780		0.041	0.10	0.89	49	0.36	3.75	55	0.5

***** See Appendix Page for comments regarding this certificate *****

ALS Canada Ltd.
2103 Dollarton Hwy
North Vancouver BC V7H 0A7
Phone: 604 984 0221 Fax: 604 984 0218 www.alsglobal.com

To: **SILVER RANGE RESOURCES LTD.**
C/O ARCHER, CATHRO & ASSOCIATES (1981) LIMITED
1016-510 W HASTINGS ST
VANCOUVER BC V6B 1L8

Finalized Date: 14-JUL-2012
Account: RANSIL

Project: Keg-Claim Group 3-Archimedes

CERTIFICATE OF ANALYSIS WH12150917

Method	CERTIFICATE COMMENTS
ALL METHODS	NSS is non-sufficient sample.
ME-MS41	Gold determinations by this method are semi-quantitative due to the small sample weight used (0.5g).

ALS Canada Ltd.

2103 Dollarton Hwy
North Vancouver BC V7H 0A7
Phone: 604 984 0221 Fax: 604 984 0218 www.alsglobal.com

To: **SILVER RANGE RESOURCES LTD.**
C/O ARCHER, CATHRO & ASSOCIATES (1981) LIMITED
1016-510 W HASTINGS ST
VANCOUVER BC V6B 1L8

Finalized Date: 26-JUL-2012
Account: RANSIL

CERTIFICATE WH12152625

Project: Keg (Main - Group 1)

P.O. No.: Batch 21

This report is for 36 Drill Core samples submitted to our lab in Whitehorse, YT, Canada on 3-JUL-2012.

The following have access to data associated with this certificate:

MATT DUMALA	JOAN MARIACHER	

SAMPLE PREPARATION

ALS CODE	DESCRIPTION
WEI-21	Received Sample Weight
LOG-22	Sample login - Rcd w/o BarCode
CRU-31	Fine crushing - 70%<2mm
CRU-QC	Crushing QC Test
SPL-21	Split sample - riffle splitter
PUL-QC	Pulverizing QC Test
PUL-31	Pulverize split to 85%<75 um
LOG-22d	Sample login - Rcd w/o BarCode dup
SPL-21d	Split sample - duplicate
PUL-31d	Pulverize Split - duplicate
LOG-23	Pulp Login - Rcvd with Barcode

ANALYTICAL PROCEDURES

ALS CODE	DESCRIPTION	
ME-MS61	48 element four acid ICP-MS	
Au-AA24	Au 50g FA AA finish	AAS
Sn-XRF05	Sn-Trace Level XRF Analysis	XRF

To: **SILVER RANGE RESOURCES LTD.**
ATTN: JOAN MARIACHER
C/O ARCHER, CATHRO & ASSOCIATES (1981) LIMITED
1016-510 W HASTINGS ST
VANCOUVER BC V6B 1L8

This is the Final Report and supersedes any preliminary report with this certificate number. Results apply to samples as submitted. All pages of this report have been checked and approved for release.

***** See Appendix Page for comments regarding this certificate *****

Signature: 

Colin Ramshaw, Vancouver Laboratory Manager

ALS Canada Ltd.
2103 Dollarton Hwy
North Vancouver BC V7H 0A7
Phone: 604 984 0221 Fax: 604 984 0218 www.alsglobal.com

To: **SILVER RANGE RESOURCES LTD.**
C/O ARCHER, CATHRO & ASSOCIATES (1981) LIMITED
1016-510 W HASTINGS ST
VANCOUVER BC V6B 1L8

Finalized Date: 26-JUL-2012
Account: RANSIL

Project: Keg (Main - Group 1)

CERTIFICATE OF ANALYSIS WH12152625

Sample Description	Method	WEI-21	ME-MS61	ME-MS61	ME-MS61	ME-MS61	ME-MS61	ME-MS61	ME-MS61	ME-MS61	ME-MS61	ME-MS61	ME-MS61	ME-MS61	ME-MS61	ME-MS61
	Analyte	Recvd Wt.	Ag	Al	As	Ba	Be	Bi	Ca	Cd	Ce	Co	Cr	Cs	Cu	Fe
	Units	kg	ppm	%	ppm	ppm	ppm	ppm	%	ppm	ppm	ppm	ppm	ppm	ppm	%
	LOR	0.02	0.01	0.01	0.2	10	0.05	0.01	0.01	0.02	0.01	0.1	1	0.05	0.2	0.01
K286261		7.81	0.17	2.81	10.4	1020	1.08	1.34	0.43	0.19	38.5	15.2	41	3.56	113.5	1.92
K286262		7.69	0.32	3.08	9.2	1320	1.29	5.96	0.50	0.16	41.7	13.7	49	3.99	126.0	1.73
K286263		6.78	0.20	2.87	9.1	1800	1.18	0.95	0.55	0.18	39.1	13.5	40	3.55	124.0	1.39
K286264		7.04	0.15	2.93	3.3	1200	1.20	0.80	0.65	0.12	42.8	12.5	41	3.65	106.5	1.47
K286265		7.34	0.25	3.41	8.9	1870	1.26	2.05	0.95	0.21	41.2	12.5	41	4.91	132.0	1.74
K286266		6.71	0.01	0.08	<5	20	0.05	0.03	19.05	0.05	1.25	1.2	1	0.16	6.0	0.39
K286267		7.89	0.34	2.50	8.4	1220	0.99	1.58	0.68	0.15	36.2	12.3	29	3.99	179.0	1.44
K286268		7.68	0.27	2.50	17.9	2000	0.96	0.76	0.81	0.09	38.0	11.6	27	4.09	155.0	1.15
K286269		7.42	0.20	2.97	11.3	3960	1.07	0.81	1.04	0.15	39.5	9.9	46	4.77	133.0	1.14
K286270		7.73	0.27	3.99	14.9	1150	1.44	3.00	1.38	2.34	42.0	19.4	49	5.82	302	2.58
K286271		2.09	0.28	5.67	20.0	1180	1.80	4.79	2.28	10.95	54.9	26.2	61	12.65	287	3.72
K286272		5.83	5.68	3.59	6.4	260	1.21	60.3	7.74	6.84	36.8	46.7	28	4.76	2870	8.22
K286273		0.20	35.2	4.25	426	480	0.90	122.0	7.08	176.5	44.8	7.5	66	5.69	1050	5.23
K286274		8.13	1.49	5.19	31.8	680	1.60	66.4	2.26	2.02	44.0	24.8	66	9.46	1090	3.43
K286275		8.04	0.29	5.36	1.6	940	1.81	18.80	1.33	0.19	53.1	17.6	55	10.20	493	3.48
K286276		7.59	0.91	5.36	11.4	790	1.39	150.5	3.50	0.75	50.9	23.5	46	12.10	850	4.06
K286277		8.05	0.33	6.24	10.0	960	1.86	9.94	1.53	0.09	57.8	18.3	57	11.65	513	3.92
K286278		4.01	0.41	6.17	18.8	900	1.89	8.28	1.50	0.11	57.0	20.3	60	11.85	549	4.14
K286279		8.17	1.02	5.89	15.4	400	1.75	42.8	2.27	0.54	55.9	25.5	64	9.65	821	4.23
K286280		8.25	0.72	6.23	13.3	560	1.85	43.4	2.37	0.45	56.4	22.6	68	10.40	760	3.73
K286281		8.35	0.46	5.69	6.4	780	1.86	10.35	2.81	2.19	55.9	19.1	57	8.65	501	3.73
K286282		8.44	0.42	5.74	5.1	1200	1.66	6.01	1.91	0.69	49.8	17.4	62	9.68	518	3.87
K286283		4.78	0.01	0.09	<5	20	0.05	0.07	21.5	0.05	1.31	1.4	2	0.33	4.6	0.52
K286284		8.09	1.19	6.38	5.8	1180	1.88	65.4	2.09	0.99	62.8	18.5	63	11.95	912	3.82
K286285		8.14	0.46	6.02	0.8	1160	1.84	17.20	2.17	0.28	71.5	18.8	62	13.15	594	3.83
K286286		8.05	3.09	5.42	1.3	640	1.73	26.3	2.65	26.2	58.5	22.3	58	15.25	731	4.35
K286287		8.42	0.30	5.73	0.5	1110	1.62	4.85	1.72	0.23	62.5	13.6	57	12.15	390	3.58
K286288		<0.02	0.36	5.75	1.5	1140	1.83	6.22	1.71	0.32	63.4	16.4	58	11.15	449	3.82
K286289		7.73	0.31	4.76	3.5	900	1.84	5.81	1.43	3.97	53.4	18.1	53	8.71	468	3.45
K286290		7.91	0.35	4.78	6.2	1180	1.74	7.07	1.77	2.94	51.3	20.6	58	8.17	503	3.21
K286291		6.75	0.28	4.90	5.7	1480	1.84	12.60	1.50	1.34	61.6	21.0	60	9.09	401	3.13
K286292		6.43	0.77	4.88	1.8	730	2.04	14.25	4.64	2.14	65.3	20.3	47	14.80	673	4.76
K286293		0.19	15.50	4.14	134.0	1390	1.44	52.7	7.66	58.6	46.2	7.2	65	5.07	729	3.33
K286294		6.40	0.50	4.96	2.3	600	2.15	15.35	6.57	2.63	60.0	18.3	49	13.10	516	4.11
K286295		7.82	0.40	6.00	7.9	1250	1.91	10.15	3.36	4.53	60.6	17.7	60	14.30	374	3.84
K286296		7.71	0.38	6.14	5.8	990	2.12	9.18	3.55	1.86	58.7	16.6	69	12.10	351	3.82

***** See Appendix Page for comments regarding this certificate *****

ALS Canada Ltd.
2103 Dollarton Hwy
North Vancouver BC V7H 0A7
Phone: 604 984 0221 Fax: 604 984 0218 www.alsglobal.com

To: **SILVER RANGE RESOURCES LTD.**
C/O ARCHER, CATHRO & ASSOCIATES (1981) LIMITED
1016-510 W HASTINGS ST
VANCOUVER BC V6B 1L8

Finalized Date: 26-JUL-2012
Account: RANSIL

Project: Keg (Main - Group 1)

CERTIFICATE OF ANALYSIS WH12152625

Sample Description	Method	ME-MS61	ME-MS61	ME-MS61	ME-MS61	ME-MS61	ME-MS61	ME-MS61	ME-MS61	ME-MS61	ME-MS61	ME-MS61	ME-MS61	ME-MS61	ME-MS61	ME-MS61
	Analyte	Ga	Ge	Hf	In	K	La	Li	Mg	Mn	Mo	Na	Nb	Ni	P	Pb
	Units	ppm	ppm	ppm	ppm	%	ppm	ppm	%	ppm	ppm	%	ppm	ppm	ppm	ppm
	LOR	0.05	0.05	0.1	0.005	0.01	0.5	0.2	0.01	5	0.05	0.01	0.1	0.2	10	0.5
K286261		10.05	<0.05	1.1	0.018	1.39	13.9	35.1	0.41	117	1.59	0.03	4.9	51.4	240	6.5
K286262		10.80	<0.05	1.1	0.019	1.48	15.3	42.8	0.46	130	1.43	0.03	5.4	51.7	220	8.3
K286263		9.62	<0.05	1.2	0.014	1.29	14.8	39.4	0.29	77	1.27	0.02	4.9	42.2	220	5.3
K286264		9.67	<0.05	1.3	0.010	1.21	17.0	44.5	0.34	114	1.12	0.03	5.1	37.8	340	4.7
K286265		10.40	0.05	1.1	0.016	1.32	18.2	66.5	0.59	218	0.72	0.10	5.7	38.6	240	9.4
K286266		0.29	<0.05	<0.1	<0.005	0.03	0.6	1.2	12.00	172	0.24	0.01	0.4	1.4	170	1.2
K286267		9.35	<0.05	1.0	0.013	1.01	14.4	46.4	0.31	89	6.16	0.05	4.6	40.3	200	5.9
K286268		8.77	<0.05	1.1	0.011	1.04	15.5	49.2	0.23	85	1.25	0.02	4.5	38.2	190	4.7
K286269		9.14	<0.05	1.0	0.010	1.15	14.6	53.5	0.33	100	1.11	0.03	5.0	39.7	220	5.9
K286270		12.00	0.06	1.4	0.078	1.58	19.6	40.4	0.84	427	68.1	0.08	6.9	68.9	390	5.4
K286271		14.85	0.09	2.3	0.096	2.39	29.4	59.7	1.60	469	350	0.17	10.2	120.0	1410	12.9
K286272		11.65	0.15	1.4	1.490	0.25	16.2	21.6	7.62	1630	37.9	0.15	7.0	137.5	660	83.3
K286273		11.00	0.21	1.3	9.99	1.65	24.3	29.9	2.21	1870	12.55	0.19	8.1	42.5	1190	2590
K286274		13.15	0.09	2.3	0.334	2.14	22.2	57.7	1.23	204	316	0.15	10.0	89.5	450	11.6
K286275		14.05	0.10	2.2	0.051	2.69	28.5	38.5	1.09	100	49.9	0.18	8.6	66.6	480	7.7
K286276		14.60	0.11	1.9	0.145	2.44	26.5	87.2	4.25	1160	20.8	0.13	9.3	56.3	820	8.8
K286277		16.80	0.13	2.4	0.029	3.02	31.3	49.0	1.37	207	35.2	0.28	9.5	58.6	680	8.7
K286278		16.95	0.13	2.4	0.030	2.98	31.1	50.5	1.44	229	35.7	0.28	9.3	59.2	640	8.7
K286279		15.85	0.18	2.3	0.106	2.88	25.1	31.5	1.51	220	25.8	0.35	9.3	62.7	570	10.8
K286280		16.90	0.18	2.5	0.157	3.18	25.8	45.1	1.37	210	33.1	0.22	10.2	68.9	730	7.8
K286281		14.95	0.19	2.2	0.106	2.73	26.1	25.6	1.75	445	32.7	0.29	9.9	56.5	670	9.8
K286282		14.30	0.17	2.1	0.050	2.63	25.9	24.8	1.27	247	44.2	0.34	10.3	62.3	700	9.2
K286283		0.28	0.06	<0.1	<0.005	0.03	0.6	1.4	12.80	217	0.28	0.01	0.4	3.5	180	1.3
K286284		16.05	0.16	2.2	0.302	2.86	31.5	33.2	1.53	254	32.7	0.45	10.0	61.3	830	8.6
K286285		15.30	0.19	2.5	0.065	2.49	36.3	30.2	1.57	105	31.2	0.58	9.8	61.6	870	6.0
K286286		14.45	0.20	2.2	0.587	2.31	29.9	42.0	1.33	162	32.2	0.34	7.4	60.2	960	806
K286287		14.15	0.16	2.4	0.016	2.94	32.0	28.6	1.34	159	27.9	0.47	9.3	53.1	760	16.7
K286288		14.35	0.13	2.6	0.021	2.85	29.0	33.1	1.40	154	25.5	0.45	8.2	57.3	770	20.9
K286289		12.80	0.19	2.2	0.075	2.62	26.8	26.2	1.11	103	22.1	0.33	7.7	54.3	1320	15.9
K286290		13.35	0.16	1.9	0.085	2.19	26.4	23.9	1.24	150	45.3	0.41	7.8	61.5	880	10.4
K286291		13.70	0.16	2.0	0.032	2.76	29.8	26.8	1.00	124	27.3	0.35	8.2	63.0	750	11.9
K286292		13.85	0.15	2.0	0.118	1.62	31.8	49.0	2.20	492	28.8	0.09	9.6	55.4	1640	10.1
K286293		11.20	0.16	1.6	2.22	1.76	23.0	40.6	2.14	1600	13.50	0.22	8.0	49.0	1080	979
K286294		13.30	0.14	1.9	0.079	1.75	27.8	47.8	2.07	566	30.5	0.07	9.3	47.8	1730	8.4
K286295		15.45	0.15	2.2	0.129	2.43	29.6	39.5	2.37	761	20.8	0.43	10.5	49.0	1830	9.9
K286296		15.30	0.16	2.3	0.054	2.40	29.7	34.8	2.20	654	23.4	0.46	10.7	46.6	1980	9.9

***** See Appendix Page for comments regarding this certificate *****

ALS Canada Ltd.
2103 Dollarton Hwy
North Vancouver BC V7H 0A7
Phone: 604 984 0221 Fax: 604 984 0218 www.alsglobal.com

To: **SILVER RANGE RESOURCES LTD.**
C/O ARCHER, CATHRO & ASSOCIATES (1981) LIMITED
1016-510 W HASTINGS ST
VANCOUVER BC V6B 1L8

Finalized Date: 26-JUL-2012
Account: RANSIL

Project: Keg (Main - Group 1)

CERTIFICATE OF ANALYSIS WH12152625

Sample Description	Method	ME-MS61	ME-MS61	ME-MS61	ME-MS61	ME-MS61	ME-MS61	ME-MS61	ME-MS61	ME-MS61	ME-MS61	ME-MS61	ME-MS61	ME-MS61	ME-MS61	ME-MS61
	Analyte	Rb	Re	S	Sb	Sc	Se	Sn	Sr	Ta	Te	Th	Ti	Tl	U	V
	Units	ppm	ppm	%	ppm	ppm	ppm	ppm	ppm	ppm	ppm	ppm	%	ppm	ppm	ppm
	LOR	0.1	0.002	0.01	0.05	0.1	1	0.2	0.2	0.05	0.05	0.2	0.005	0.02	0.1	1
K286261		77.0	<0.002	0.88	5.61	11.2	2	2.4	78.5	0.31	0.06	3.8	0.147	0.70	0.7	50
K286262		83.6	<0.002	0.75	3.72	12.3	2	3.3	86.7	0.37	0.35	4.5	0.157	0.66	0.8	60
K286263		78.2	<0.002	0.62	1.93	10.6	2	3.2	73.5	0.31	0.06	5.4	0.137	0.61	0.9	39
K286264		74.1	<0.002	0.62	1.43	9.7	2	3.5	65.0	0.33	<0.05	6.7	0.138	0.59	1.0	36
K286265		82.1	<0.002	0.72	3.31	10.2	2	4.5	115.5	0.36	0.10	6.1	0.154	0.72	1.0	40
K286266		1.5	<0.002	0.01	<0.05	0.3	1	<0.2	45.2	<0.05	<0.05	<0.2	<0.005	<0.02	0.7	2
K286267		67.6	0.002	0.73	3.62	9.6	2	4.1	30.9	0.30	0.06	4.2	0.121	0.59	1.2	47
K286268		66.0	<0.002	0.47	3.23	9.4	2	4.4	47.8	0.29	<0.05	4.4	0.120	0.54	0.8	31
K286269		75.6	<0.002	0.44	2.96	11.0	2	5.4	81.1	0.32	0.05	4.7	0.138	0.64	0.9	40
K286270		94.5	0.012	1.23	1.68	12.2	4	6.3	89.9	0.47	0.09	5.8	0.208	1.11	5.8	134
K286271		158.5	0.028	1.81	2.93	13.0	5	4.3	203	0.76	0.18	9.0	0.325	2.28	12.0	193
K286272		22.7	0.034	4.19	13.80	6.2	23	73.6	149.5	0.52	0.86	4.6	0.203	0.34	8.9	80
K286273		81.3	0.013	2.62	11.85	6.7	53	134.5	191.0	0.60	0.53	5.8	0.254	0.85	3.4	125
K286274		154.0	0.027	1.64	4.84	12.3	8	12.6	331	0.73	3.52	7.7	0.295	1.62	9.9	183
K286275		180.0	0.029	1.52	1.04	13.3	7	4.1	206	0.59	0.39	8.1	0.264	1.99	19.9	222
K286276		201	0.014	1.81	11.45	11.5	10	9.7	171.5	0.69	4.80	7.1	0.282	2.15	6.6	135
K286277		189.5	0.022	1.85	29.0	13.9	6	4.5	190.5	0.69	0.22	9.2	0.297	2.24	14.5	193
K286278		190.0	0.019	2.00	70.9	14.2	6	4.8	191.0	0.66	0.18	8.9	0.295	2.25	15.2	185
K286279		177.0	0.023	2.08	27.1	14.4	9	7.6	212	0.62	1.17	8.3	0.300	2.00	8.1	186
K286280		204	0.031	1.74	18.00	16.5	8	6.6	260	0.69	1.56	8.8	0.339	2.08	8.2	260
K286281		162.5	0.024	1.82	3.60	13.9	7	5.0	226	0.65	0.25	8.4	0.310	1.85	9.1	199
K286282		154.5	0.035	1.96	0.95	11.1	7	3.8	216	0.68	0.18	8.0	0.321	1.98	9.5	263
K286283		1.7	<0.002	0.02	0.07	0.3	1	<0.2	42.2	<0.05	<0.05	<0.2	0.005	<0.02	0.5	2
K286284		168.5	0.016	1.90	1.03	12.6	7	8.4	209	0.68	1.88	8.7	0.315	2.37	8.5	204
K286285		180.5	0.018	1.68	0.64	11.5	9	2.8	190.5	0.67	0.47	9.8	0.293	2.52	9.2	193
K286286		173.5	0.040	2.13	0.65	10.5	15	11.4	167.0	0.51	0.55	8.7	0.236	2.18	8.1	277
K286287		202	0.018	1.63	0.64	10.9	7	4.9	170.5	0.63	0.14	9.8	0.280	2.28	7.7	176
K286288		189.5	0.026	1.86	0.54	11.5	7	5.2	176.0	0.55	0.17	9.2	0.274	2.56	7.9	172
K286289		171.0	0.043	1.56	0.53	9.8	10	9.2	162.5	0.57	0.15	7.8	0.246	2.17	9.0	315
K286290		157.0	0.047	1.49	0.37	9.8	9	3.9	175.0	0.53	0.16	8.2	0.245	1.97	11.2	272
K286291		171.5	0.037	1.47	1.43	10.5	10	3.9	155.0	0.55	0.22	8.4	0.246	2.01	8.0	257
K286292		124.0	0.027	2.69	7.42	10.2	15	9.2	72.6	0.64	0.27	7.7	0.286	1.43	8.4	252
K286293		85.9	0.021	1.00	9.29	8.1	18	140.0	199.5	0.61	0.25	5.9	0.269	0.94	3.3	128
K286294		113.0	0.027	2.66	17.50	9.6	12	7.0	69.5	0.64	0.20	7.6	0.289	1.58	7.8	260
K286295		160.5	0.030	1.86	1.53	11.8	10	7.3	130.5	0.76	0.21	8.9	0.325	2.01	6.9	277
K286296		157.0	0.030	1.84	0.93	11.5	11	6.5	199.0	0.77	0.14	9.6	0.340	2.06	7.5	278

***** See Appendix Page for comments regarding this certificate *****

ALS Canada Ltd.
2103 Dollarton Hwy
North Vancouver BC V7H 0A7
Phone: 604 984 0221 Fax: 604 984 0218 www.alsglobal.com

To: **SILVER RANGE RESOURCES LTD.**
C/O ARCHER, CATHRO & ASSOCIATES (1981) LIMITED
1016-510 W HASTINGS ST
VANCOUVER BC V6B 1L8

Finalized Date: 26-JUL-2012
Account: RANSIL

Project: Keg (Main - Group 1)

CERTIFICATE OF ANALYSIS WH12152625

Sample Description	Method	ME-MS61	ME-MS61	ME-MS61	ME-MS61	Au-AA24	Sn-XRF05
	Analyte	W	Y	Zn	Zr	Au	Sn
	Units	ppm	ppm	ppm	ppm	ppm	ppm
	LOR	0.1	0.1	2	0.5	0.005	5
K286261		0.9	10.1	29	50.9	<0.005	<5
K286262		1.1	10.9	27	49.8	<0.005	<5
K286263		0.9	9.6	23	54.4	<0.005	5
K286264		0.9	11.6	17	56.7	<0.005	<5
K286265		1.3	12.1	22	49.3	<0.005	5
K286266		0.1	0.8	14	<0.5	<0.005	<5
K286267		1.4	10.3	17	45.8	<0.005	6
K286268		1.5	10.6	11	52.3	<0.005	5
K286269		1.4	11.0	18	47.0	<0.005	10
K286270		1.5	16.7	158	60.9	<0.005	8
K286271		2.2	25.6	685	88.5	<0.005	8
K286272		31.3	22.3	340	50.8	0.032	78
K286273		3.6	23.2	8280	48.8	0.008	179
K286274		19.5	21.9	107	87.6	0.048	14
K286275		2.1	21.3	24	91.1	0.024	7
K286276		13.8	25.7	65	70.9	0.182	16
K286277		1.7	23.0	22	93.7	0.005	5
K286278		1.6	23.5	23	91.2	0.005	8
K286279		2.4	22.1	39	88.5	0.033	10
K286280		2.4	23.0	31	95.2	0.049	12
K286281		1.8	23.1	101	85.6	0.006	9
K286282		1.9	20.2	52	88.9	0.006	8
K286283		0.2	0.9	14	0.8	<0.005	<5
K286284		2.2	20.9	57	89.0	0.076	9
K286285		2.2	18.0	31	86.2	0.012	8
K286286		2.0	20.1	1420	77.0	0.020	18
K286287		1.8	17.9	32	83.5	<0.005	8
K286288		2.0	17.4	39	80.8	<0.005	10
K286289		1.9	23.0	220	67.8	<0.005	13
K286290		2.0	23.1	168	67.4	0.007	9
K286291		1.9	20.3	98	70.1	0.007	6
K286292		2.8	30.8	128	65.2	0.008	7
K286293		2.6	23.6	2990	47.5	0.005	168
K286294		2.5	27.2	165	61.5	0.012	10
K286295		2.2	26.8	246	72.8	0.010	9
K286296		18.2	26.6	126	69.3	0.008	10

***** See Appendix Page for comments regarding this certificate *****

ALS Canada Ltd.
2103 Dollarton Hwy
North Vancouver BC V7H 0A7
Phone: 604 984 0221 Fax: 604 984 0218 www.alsglobal.com

To: **SILVER RANGE RESOURCES LTD.**
C/O ARCHER, CATHRO & ASSOCIATES (1981) LIMITED
1016-510 W HASTINGS ST
VANCOUVER BC V6B 1L8

Finalized Date: 26-JUL-2012
Account: RANSIL

Project: Keg (Main - Group 1)

CERTIFICATE OF ANALYSIS WH12152625

Method	CERTIFICATE COMMENTS
ME-MS61	Interference: Ca>10% on ICP-MS As, ICP-AES results shown.
ME-MS61	REE's may not be totally soluble in this method.

ALS Canada Ltd.

2103 Dollarton Hwy
North Vancouver BC V7H 0A7
Phone: 604 984 0221 Fax: 604 984 0218 www.alsglobal.com

To: **SILVER RANGE RESOURCES LTD.**
C/O ARCHER, CATHRO & ASSOCIATES (1981) LIMITED
1016-510 W HASTINGS ST
VANCOUVER BC V6B 1L8

Finalized Date: 22-JUL-2012
Account: RANSIL

CERTIFICATE WH12152626

Project: Keg (Main - Group 1)

P.O. No.: Batch 22

This report is for 36 Drill Core samples submitted to our lab in Whitehorse, YT, Canada on 3-JUL-2012.

The following have access to data associated with this certificate:

MATT DUMALA	JOAN MARIACHER	

SAMPLE PREPARATION

ALS CODE	DESCRIPTION
WEI-21	Received Sample Weight
LOG-22	Sample login - Rcd w/o BarCode
CRU-31	Fine crushing - 70%<2mm
CRU-QC	Crushing QC Test
PUL-QC	Pulverizing QC Test
SPL-22Y	Split Sample - Boyd Rotary Splitter
PUL-31	Pulverize split to 85%<75 um
LOG-22d	Sample login - Rcd w/o BarCode dup
SPL-21d	Split sample - duplicate
PUL-31d	Pulverize Split - duplicate
LOG-23	Pulp Login - Rcvd with Barcode

ANALYTICAL PROCEDURES

ALS CODE	DESCRIPTION	
ME-MS61	48 element four acid ICP-MS	
Ag-OG62	Ore Grade Ag - Four Acid	VARIABLE
ME-OG62	Ore Grade Elements - Four Acid	ICP-AES
Pb-OG62	Ore Grade Pb - Four Acid	VARIABLE
Zn-OG62	Ore Grade Zn - Four Acid	VARIABLE
Au-AA24	Au 50g FA AA finish	AAS
Sn-XRF05	Sn-Trace Level XRF Analysis	XRF

To: **SILVER RANGE RESOURCES LTD.**
ATTN: JOAN MARIACHER
C/O ARCHER, CATHRO & ASSOCIATES (1981) LIMITED
1016-510 W HASTINGS ST
VANCOUVER BC V6B 1L8

This is the Final Report and supersedes any preliminary report with this certificate number. Results apply to samples as submitted. All pages of this report have been checked and approved for release.

***** See Appendix Page for comments regarding this certificate *****

Signature: 

Colin Ramshaw, Vancouver Laboratory Manager

ALS Canada Ltd.
2103 Dollarton Hwy
North Vancouver BC V7H 0A7
Phone: 604 984 0221 Fax: 604 984 0218 www.alsglobal.com

To: **SILVER RANGE RESOURCES LTD.**
C/O ARCHER, CATHRO & ASSOCIATES (1981) LIMITED
1016-510 W HASTINGS ST
VANCOUVER BC V6B 1L8

Finalized Date: 22-JUL-2012
Account: RANSIL

Project: Keg (Main - Group 1)

CERTIFICATE OF ANALYSIS WH12152626

Sample Description	Method	WEI-21	ME-MS61	ME-MS61	ME-MS61	ME-MS61	ME-MS61	ME-MS61	ME-MS61	ME-MS61	ME-MS61	ME-MS61	ME-MS61	ME-MS61	ME-MS61	ME-MS61
	Analyte	Recvd Wt.	Ag	Al	As	Ba	Be	Bi	Ca	Cd	Ce	Co	Cr	Cs	Cu	Fe
	Units	kg	ppm	%	ppm	ppm	ppm	ppm	%	ppm	ppm	ppm	ppm	ppm	ppm	%
	LOR	0.02	0.01	0.01	0.2	10	0.05	0.01	0.01	0.02	0.01	0.1	1	0.05	0.2	0.01
K284410		7.28	9.85	4.73	16.3	1450	1.18	20.6	5.47	8.56	55.4	12.1	67	4.02	758	3.36
K284411		7.10	2.41	5.01	11.9	1150	1.33	3.74	6.00	30.2	53.8	8.7	66	5.58	410	2.57
K284412		6.27	0.70	5.33	190.5	1230	1.24	0.62	6.52	0.48	56.9	6.1	58	6.17	160.0	2.00
K284414		6.98	1.18	5.35	70.3	1580	1.28	3.15	5.47	1.91	62.0	8.9	74	9.19	345	2.62
K284415		4.91	0.04	0.10	<5	20	0.06	0.02	21.9	0.07	1.25	1.0	2	0.71	3.4	0.48
K284416		3.72	1.93	5.66	32.1	310	1.53	2.62	6.15	8.24	57.4	15.1	59	5.54	462	8.02
K284417		3.59	0.41	5.42	90	980	1.34	0.68	10.80	4.34	56.7	8.4	53	6.40	105.5	3.50
K284418		6.71	1.68	4.61	508	1300	1.10	2.10	11.30	8.50	47.8	6.4	35	4.74	241	2.17
K284419		3.40	5.04	4.42	145	1550	0.99	7.80	12.20	16.25	49.4	5.6	39	5.05	291	2.19
K284420		0.25	16.35	4.56	148.0	1480	1.14	45.7	8.56	65.4	49.2	6.8	58	6.04	781	3.61
K284421		3.60	10.80	3.88	187	1070	0.80	19.45	15.65	26.9	41.1	6.8	66	2.06	70.7	2.73
K284422		3.29	18.30	3.31	72	800	0.73	30.8	20.3	17.40	30.8	3.7	25	2.50	86.6	1.64
K284423		3.58	5.99	2.84	186	660	0.52	10.75	15.35	4.48	30.0	2.2	21	2.19	19.1	1.16
K284424		3.15	25.3	1.33	215	40	0.33	54.8	21.7	7.25	20.3	1.6	13	1.70	108.5	0.94
K284425		<0.02	25.3	1.36	239	40	0.34	52.8	22.2	7.01	21.1	1.8	13	1.76	115.5	0.94
K284426		4.05	1.75	3.98	328	480	1.12	5.64	15.05	2.84	42.1	6.1	41	5.59	21.4	2.14
K284427		2.78	2.45	3.04	28	70	0.41	5.65	17.80	8.23	24.9	1.7	21	0.77	37.4	1.10
K284428		3.49	1.76	2.38	279	1020	0.57	3.10	13.30	3.05	24.4	2.2	25	2.77	71.5	0.92
K284429		2.99	28.2	5.05	15.7	600	1.70	51.7	8.15	61.4	57.1	5.0	78	10.95	542	2.73
K284430		3.31	2.77	4.98	96.4	2660	1.32	5.33	8.08	29.9	49.9	7.7	84	53.0	206	2.80
K284431		3.18	0.04	0.09	<5	20	0.07	0.06	21.9	0.11	1.10	0.9	3	0.41	2.8	0.47
K284432		2.91	>100	3.75	121.5	1210	1.16	296	6.72	118.0	42.1	10.5	62	11.20	1245	3.12
K284433		4.25	10.85	5.13	301	3160	1.01	23.8	6.00	14.85	51.8	4.8	80	13.60	233	2.40
K284434		2.94	>100	2.87	242	140	0.53	811	5.24	517	26.8	7.2	39	4.26	4810	4.20
K284435		1.55	>100	2.88	301	140	0.60	729	5.00	431	29.8	6.8	39	4.22	4700	4.15
K284436		2.22	39.3	4.04	75.4	480	0.81	82.3	8.32	43.4	45.2	5.0	51	38.2	779	3.40
K284437		5.84	61.2	3.95	556	2720	0.77	138.5	5.25	52.4	40.3	3.8	48	10.20	425	1.99
K284438		3.63	78.0	4.45	66.7	1140	0.77	180.0	7.02	88.1	54.0	3.8	63	7.07	624	2.88
K284439		3.25	>100	2.95	248	270	0.47	714	7.47	142.5	43.3	6.5	44	4.69	2570	4.79
K284440		3.28	9.60	4.81	268	2170	0.78	21.2	6.46	15.65	56.2	4.4	60	8.38	319	2.64
K284441		0.25	59.2	3.62	411	130	0.63	123.5	7.99	525	37.7	11.7	60	3.96	6750	6.56
K284442		4.65	>100	4.61	38.8	190	0.81	704	7.78	287	56.8	6.7	69	21.0	1780	4.30
K284443		2.99	>100	2.88	60.5	200	0.74	550	8.91	275	37.7	8.1	32	4.87	3540	4.45
K284444		5.52	85.2	5.12	35.0	1290	1.26	171.0	9.84	66.7	65.6	4.6	92	69.1	1230	3.19
K284445		4.94	>100	4.02	17.7	310	0.86	533	8.19	90.7	55.1	4.8	53	29.4	1255	3.51
K284446		4.99	13.00	4.59	236	9820	1.08	27.5	5.71	23.1	52.8	2.7	54	3.36	217	2.14

***** See Appendix Page for comments regarding this certificate *****

ALS Canada Ltd.
2103 Dollarton Hwy
North Vancouver BC V7H 0A7
Phone: 604 984 0221 Fax: 604 984 0218 www.alsglobal.com

To: **SILVER RANGE RESOURCES LTD.**
C/O ARCHER, CATHRO & ASSOCIATES (1981) LIMITED
1016-510 W HASTINGS ST
VANCOUVER BC V6B 1L8

Finalized Date: 22-JUL-2012
Account: RANSIL

Project: Keg (Main - Group 1)

CERTIFICATE OF ANALYSIS WH12152626

Sample Description	Method	ME-MS61	ME-MS61	ME-MS61	ME-MS61	ME-MS61	ME-MS61	ME-MS61	ME-MS61	ME-MS61	ME-MS61	ME-MS61	ME-MS61	ME-MS61	ME-MS61	ME-MS61
	Analyte	Ga	Ge	Hf	In	K	La	Li	Mg	Mn	Mo	Na	Nb	Ni	P	Pb
	Units	ppm	ppm	ppm	ppm	%	ppm	ppm	%	ppm	ppm	%	ppm	ppm	ppm	ppm
	LOR	0.05	0.05	0.1	0.005	0.01	0.5	0.2	0.01	5	0.05	0.01	0.1	0.2	10	0.5
K284410		12.45	0.22	1.7	0.643	3.61	28.6	15.8	2.60	648	3.09	0.26	9.8	53.8	1020	670
K284411		11.70	0.19	1.9	1.325	3.20	25.9	18.4	2.88	515	2.93	0.37	9.9	43.4	980	189.5
K284412		11.35	0.12	1.8	0.112	3.50	26.0	33.5	3.15	617	1.65	0.34	10.6	29.6	740	13.5
K284414		13.60	0.15	2.1	0.208	3.53	30.3	33.1	2.72	561	22.0	0.25	11.1	45.3	790	34.1
K284415		0.28	0.06	<0.1	<0.005	0.05	0.6	1.3	12.95	207	0.17	0.01	0.3	<0.2	170	1.7
K284416		13.40	0.23	2.3	0.152	2.31	29.0	23.8	2.04	367	54.4	0.29	10.5	80.5	750	125.0
K284417		12.50	0.13	2.3	0.082	2.90	28.2	35.9	1.74	450	60.7	0.38	10.4	83.9	700	25.2
K284418		10.60	0.13	1.9	0.095	2.59	24.1	29.2	1.18	630	27.5	0.19	9.2	48.5	550	198.0
K284419		10.00	0.13	1.9	0.147	2.04	24.9	30.1	1.34	1180	30.7	0.13	9.1	49.6	830	914
K284420		11.25	0.19	1.6	2.63	2.04	25.4	34.6	2.31	1750	15.65	0.26	9.1	43.6	1170	1030
K284421		11.25	0.15	1.7	0.191	1.05	21.7	28.8	1.72	1960	53.8	0.05	7.9	80.0	830	1970
K284422		7.98	0.18	1.3	0.167	0.88	15.8	35.6	0.80	1420	19.85	0.06	5.7	26.9	560	3980
K284423		7.01	0.10	1.3	0.053	0.92	15.5	32.6	1.26	1180	7.62	0.02	5.1	11.8	580	1155
K284424		6.04	0.16	0.7	0.075	0.22	11.0	26.7	0.60	1290	3.44	0.01	3.2	8.2	370	3940
K284425		6.08	0.14	0.8	0.050	0.23	11.3	27.8	0.61	1320	3.28	0.01	3.3	8.5	380	3770
K284426		8.98	0.09	1.7	0.053	0.87	22.0	70.6	1.48	2040	33.9	0.11	8.0	52.2	740	362
K284427		7.35	0.07	1.0	0.065	0.10	12.7	17.6	0.30	1460	4.36	0.01	4.7	7.4	460	449
K284428		5.41	0.07	0.9	0.048	1.46	12.7	21.5	0.61	976	7.03	0.06	4.2	13.2	420	257
K284429		13.10	0.21	2.2	0.596	0.87	29.7	22.1	2.81	1170	5.48	0.36	10.2	45.1	1020	2720
K284430		9.78	0.15	2.0	0.027	3.47	26.1	25.9	3.07	1620	3.79	0.26	9.6	61.0	1210	262
K284431		0.30	0.05	<0.1	0.005	0.04	0.5	1.1	13.00	206	0.20	0.01	0.3	<0.2	170	4.3
K284432		8.97	0.45	1.7	1.695	3.45	22.3	26.6	2.74	1340	2.91	0.13	8.0	63.3	1210	7210
K284433		11.20	0.14	2.0	0.089	4.66	27.4	38.8	2.90	1180	4.50	0.17	9.7	60.9	1230	752
K284434		7.62	1.17	1.1	6.59	2.04	13.3	31.6	2.03	1160	2.73	0.07	5.3	33.8	520	>10000
K284435		7.50	1.04	1.1	5.46	2.14	14.4	32.5	2.03	1120	2.62	0.08	5.1	35.5	680	>10000
K284436		8.94	0.18	1.5	0.385	1.65	23.7	31.6	3.00	1720	2.13	0.17	7.4	36.7	820	2410
K284437		7.81	0.23	1.5	0.428	3.60	19.6	21.5	1.46	834	1.95	0.10	8.6	26.5	430	3510
K284438		8.57	0.31	1.9	0.798	4.14	27.8	27.1	3.14	1520	3.85	0.13	9.3	33.6	1440	4330
K284439		7.05	1.01	1.4	1.130	2.32	22.5	21.5	1.71	1440	2.63	0.06	6.8	26.9	1180	>10000
K284440		10.30	0.13	1.8	0.047	4.09	28.9	31.0	2.56	1180	2.89	0.13	9.9	37.0	1190	641
K284441		9.38	0.42	1.1	17.95	1.18	21.4	39.1	2.19	2770	8.90	0.16	7.2	41.4	1020	3090
K284442		10.50	0.87	1.9	3.27	2.69	29.6	30.2	3.12	1710	4.36	0.13	9.6	32.5	1330	>10000
K284443		8.32	0.85	1.1	3.29	0.58	20.3	47.9	2.31	1600	1.71	0.04	5.2	34.7	620	>10000
K284444		12.90	0.31	2.2	0.644	0.56	37.0	67.1	3.21	1800	5.78	0.33	10.8	48.5	1820	5280
K284445		9.63	1.04	1.7	0.945	0.89	30.8	62.0	2.95	1580	2.78	0.24	8.3	40.3	1200	>10000
K284446		10.35	0.10	1.7	0.214	3.68	28.0	43.9	2.27	904	2.51	0.07	9.3	25.5	910	1255

***** See Appendix Page for comments regarding this certificate *****

ALS Canada Ltd.
2103 Dollarton Hwy
North Vancouver BC V7H 0A7
Phone: 604 984 0221 Fax: 604 984 0218 www.alsglobal.com

To: **SILVER RANGE RESOURCES LTD.**
C/O ARCHER, CATHRO & ASSOCIATES (1981) LIMITED
1016-510 W HASTINGS ST
VANCOUVER BC V6B 1L8

Finalized Date: 22-JUL-2012
Account: RANSIL

Project: Keg (Main - Group 1)

CERTIFICATE OF ANALYSIS WH12152626

Sample Description	Method	ME-MS61	ME-MS61	ME-MS61	ME-MS61	ME-MS61	ME-MS61	ME-MS61	ME-MS61	ME-MS61	ME-MS61	ME-MS61	ME-MS61	ME-MS61	ME-MS61	ME-MS61
	Analyte	Rb	Re	S	Sb	Sc	Se	Sn	Sr	Ta	Te	Th	Ti	Tl	U	V
	Units	ppm	ppm	%	ppm	ppm	ppm	ppm	ppm	ppm	ppm	ppm	%	ppm	ppm	ppm
	LOR	0.1	0.002	0.01	0.05	0.1	1	0.2	0.2	0.05	0.05	0.2	0.005	0.02	0.1	1
K284410		149.0	0.016	1.62	3.29	10.4	32	84.4	211	0.72	0.40	8.4	0.316	1.44	3.4	86
K284411		133.0	0.015	1.27	2.62	10.7	21	42.6	248	0.73	0.13	8.6	0.332	1.23	3.3	90
K284412		146.5	0.005	0.78	7.26	9.6	7	29.8	247	0.78	<0.05	9.0	0.352	1.25	2.6	67
K284414		167.0	0.032	1.23	4.82	12.1	13	69.1	458	0.81	0.08	9.8	0.354	1.68	4.8	127
K284415		2.9	<0.002	0.01	<0.05	0.3	1	<0.2	43.6	<0.05	<0.05	<0.2	<0.005	0.02	0.5	2
K284416		96.1	0.062	4.53	5.39	11.8	19	26.2	321	0.79	0.26	9.1	0.349	1.12	6.4	177
K284417		130.5	0.066	1.40	7.96	10.4	10	48.5	344	0.75	0.07	8.8	0.335	1.79	5.8	297
K284418		121.0	0.033	0.59	22.6	7.7	9	90.0	330	0.69	0.08	7.6	0.297	1.32	3.8	232
K284419		93.7	0.032	0.23	15.40	7.3	14	232	269	0.68	0.10	7.4	0.298	1.00	4.3	250
K284420		85.4	0.017	1.13	9.32	8.7	26	157.5	218	0.66	0.26	7.3	0.306	0.95	3.7	144
K284421		47.5	0.056	0.24	20.3	7.2	22	460	146.0	0.58	0.16	6.3	0.263	0.57	5.2	418
K284422		44.5	0.021	0.24	24.2	4.4	40	358	203	0.46	0.27	4.7	0.199	0.62	2.7	159
K284423		47.8	0.007	0.07	13.15	3.5	12	245	95.9	0.39	0.09	4.2	0.175	0.45	2.6	57
K284424		19.3	0.003	0.25	258	2.0	36	232	216	0.24	0.26	2.7	0.106	0.74	1.6	24
K284425		20.0	0.003	0.25	261	2.1	35	236	221	0.25	0.25	2.7	0.109	0.72	1.6	24
K284426		67.8	0.035	0.16	135.5	7.0	5	346	347	0.59	0.05	6.5	0.272	0.50	4.8	283
K284427		6.5	0.005	0.07	62.5	3.2	6	376	118.5	0.35	0.05	3.4	0.162	0.12	1.8	38
K284428		70.5	0.008	0.08	39.4	3.4	4	151.5	190.5	0.31	<0.05	3.5	0.141	0.67	2.0	58
K284429		41.0	0.016	1.29	28.1	10.7	40	394	273	0.75	0.15	9.2	0.332	0.64	4.1	94
K284430		163.0	0.017	0.81	37.1	10.7	12	143.0	253	0.68	<0.05	8.0	0.321	1.68	3.8	111
K284431		1.9	<0.002	0.01	0.27	0.3	1	1.1	43.3	<0.05	<0.05	<0.2	<0.005	<0.02	0.5	2
K284432		167.5	0.012	1.12	53.5	8.3	131	>500	159.5	0.58	0.56	6.4	0.258	2.32	3.4	78
K284433		228	0.022	0.79	34.0	10.0	19	157.0	216	0.64	0.06	7.3	0.313	2.25	3.5	103
K284434		102.0	0.010	4.64	35.0	4.3	414	>500	110.5	0.36	1.87	3.6	0.174	2.44	2.0	45
K284435		107.5	0.012	4.26	41.1	4.7	371	>500	113.5	0.36	1.69	3.6	0.168	2.37	2.3	45
K284436		83.7	0.012	1.68	21.9	7.4	48	290	220	0.50	0.18	5.1	0.238	0.88	2.7	63
K284437		181.0	0.004	0.78	27.4	7.2	62	335	176.0	0.60	0.28	6.0	0.291	1.99	2.0	51
K284438		198.5	0.016	1.30	51.0	8.8	83	>500	189.0	0.63	0.32	6.5	0.300	2.35	3.3	89
K284439		119.0	0.015	4.10	42.7	4.3	345	>500	118.5	0.48	1.57	4.9	0.227	2.29	2.7	49
K284440		203	0.018	0.95	36.7	9.1	21	211	195.0	0.66	0.06	6.7	0.310	2.17	2.9	82
K284441		59.1	0.013	4.63	8.93	5.4	106	>500	135.0	0.48	0.71	4.9	0.228	0.63	3.0	78
K284442		134.5	0.020	3.15	77.1	7.5	299	>500	271	0.66	1.34	6.7	0.309	2.29	3.4	102
K284443		29.9	0.009	3.67	41.0	4.1	297	>500	201	0.36	1.34	3.9	0.170	1.63	1.9	51
K284444		32.4	0.035	1.61	29.6	9.8	91	>500	379	0.74	0.38	7.5	0.338	0.65	4.3	115
K284445		46.6	0.012	2.41	47.5	6.4	371	>500	270	0.59	1.57	6.4	0.280	1.32	3.0	71
K284446		184.0	0.005	0.24	14.40	7.0	18	185.0	215	0.63	0.09	6.7	0.298	1.95	2.2	70

***** See Appendix Page for comments regarding this certificate *****

ALS Canada Ltd.
2103 Dollarton Hwy
North Vancouver BC V7H 0A7
Phone: 604 984 0221 Fax: 604 984 0218 www.alsglobal.com

To: **SILVER RANGE RESOURCES LTD.**
C/O ARCHER, CATHRO & ASSOCIATES (1981) LIMITED
1016-510 W HASTINGS ST
VANCOUVER BC V6B 1L8

Finalized Date: 22-JUL-2012
Account: RANSIL

Project: Keg (Main - Group 1)

CERTIFICATE OF ANALYSIS WH12152626

Sample Description	Method Analyte Units LOR	ME-MS61 W ppm 0.1	ME-MS61 Y ppm 0.1	ME-MS61 Zn ppm 2	ME-MS61 Zr ppm 0.5	Ag-OG62 Ag ppm 1	Pb-OG62 Pb % 0.001	Zn-OG62 Zn % 0.001	Au-AA24 Au ppm 0.005	Sn-XRF05 Sn ppm 5
K284410		1.0	24.8	448	55.6				<0.005	86
K284411		1.1	24.8	1560	65.0				<0.005	45
K284412		1.8	24.4	54	60.2				<0.005	27
K284414		1.5	27.3	122	71.4				0.008	66
K284415		0.1	0.8	13	0.5				<0.005	<5
K284416		1.5	26.2	497	79.5				<0.005	28
K284417		2.2	25.4	269	77.7				0.010	46
K284418		2.4	21.2	438	58.9				<0.005	79
K284419		2.6	22.9	897	59.5				<0.005	217
K284420		3.0	24.6	3300	51.5				0.005	169
K284421		2.2	21.0	1500	53.6				<0.005	511
K284422		2.2	13.7	912	35.4				<0.005	370
K284423		2.1	13.7	278	37.0				<0.005	242
K284424		4.1	8.4	343	20.0				0.007	229
K284425		4.3	8.7	354	20.5				0.007	226
K284426		5.0	19.6	278	50.3				0.006	389
K284427		1.6	11.2	500	28.1				<0.005	383
K284428		2.1	11.6	215	26.7				0.012	151
K284429		2.7	25.4	3160	75.8				<0.005	398
K284430		0.9	26.1	1060	70.8				<0.005	141
K284431		0.3	0.8	19	<0.5				<0.005	<5
K284432		0.9	26.0	5260	57.1	126			<0.005	602
K284433		1.1	27.5	762	73.7				<0.005	158
K284434		0.5	14.3	>10000	40.4	350	2.45	3.25	0.008	1555
K284435		0.5	14.6	>10000	39.7	324	2.24	2.75	0.007	1360
K284436		0.9	23.9	2620	53.5				<0.005	313
K284437		2.2	18.7	3100	50.8				<0.005	350
K284438		0.9	27.3	5260	67.2				<0.005	550
K284439		0.7	23.2	8250	48.1	306	1.870		0.007	1845
K284440		0.9	27.6	784	65.8				<0.005	220
K284441		10.1	21.4	>10000	37.1			2.49	0.022	893
K284442		0.7	28.8	>10000	68.4	300	1.645	1.745	0.013	953
K284443		0.8	19.0	>10000	38.2	256	1.880	1.760	0.006	1625
K284444		1.0	35.4	4180	81.8				<0.005	864
K284445		0.9	27.2	5490	60.3	243	2.13		<0.005	808
K284446		1.3	25.6	1550	60.6				<0.005	206

***** See Appendix Page for comments regarding this certificate *****

ALS Canada Ltd.
2103 Dollarton Hwy
North Vancouver BC V7H 0A7
Phone: 604 984 0221 Fax: 604 984 0218 www.alsglobal.com

To: **SILVER RANGE RESOURCES LTD.**
C/O ARCHER, CATHRO & ASSOCIATES (1981) LIMITED
1016-510 W HASTINGS ST
VANCOUVER BC V6B 1L8

Finalized Date: 22-JUL-2012
Account: RANSIL

Project: Keg (Main - Group 1)

CERTIFICATE OF ANALYSIS WH12152626

Method	CERTIFICATE COMMENTS
ME-MS61	Interference: Ca>10% on ICP-MS As, ICP-AES results shown.
ME-MS61	REE's may not be totally soluble in this method.

ALS Canada Ltd.

2103 Dollarton Hwy
North Vancouver BC V7H 0A7
Phone: 604 984 0221 Fax: 604 984 0218 www.alsglobal.com

To: **SILVER RANGE RESOURCES LTD.**
C/O ARCHER, CATHRO & ASSOCIATES (1981) LIMITED
1016-510 W HASTINGS ST
VANCOUVER BC V6B 1L8

Finalized Date: 22-JUL-2012
Account: RANSIL

CERTIFICATE WH12152627

Project: Keg-Main-Group 1

P.O. No.: Batch 23

This report is for 36 Drill Core samples submitted to our lab in Whitehorse, YT, Canada on 3-JUL-2012.

The following have access to data associated with this certificate:

MATT DUMALA	JOAN MARIACHER	

SAMPLE PREPARATION

ALS CODE	DESCRIPTION
WEI-21	Received Sample Weight
LOG-22	Sample login - Rcd w/o BarCode
CRU-31	Fine crushing - 70%<2mm
CRU-QC	Crushing QC Test
PUL-QC	Pulverizing QC Test
SPL-22Y	Split Sample - Boyd Rotary Splitter
PUL-31	Pulverize split to 85%<75 um
LOG-22d	Sample login - Rcd w/o BarCode dup
SPL-21d	Split sample - duplicate
PUL-31d	Pulverize Split - duplicate
LOG-23	Pulp Login - Rcvd with Barcode

ANALYTICAL PROCEDURES

ALS CODE	DESCRIPTION	
ME-MS61	48 element four acid ICP-MS	
Au-AA24	Au 50g FA AA finish	AAS
Sn-XRF05	Sn-Trace Level XRF Analysis	XRF

To: **SILVER RANGE RESOURCES LTD.**
ATTN: JOAN MARIACHER
C/O ARCHER, CATHRO & ASSOCIATES (1981) LIMITED
1016-510 W HASTINGS ST
VANCOUVER BC V6B 1L8

This is the Final Report and supersedes any preliminary report with this certificate number. Results apply to samples as submitted. All pages of this report have been checked and approved for release.

***** See Appendix Page for comments regarding this certificate *****

Signature: 

Colin Ramshaw, Vancouver Laboratory Manager

ALS Canada Ltd.
2103 Dollarton Hwy
North Vancouver BC V7H 0A7
Phone: 604 984 0221 Fax: 604 984 0218 www.alsglobal.com

To: **SILVER RANGE RESOURCES LTD.**
C/O ARCHER, CATHRO & ASSOCIATES (1981) LIMITED
1016-510 W HASTINGS ST
VANCOUVER BC V6B 1L8

Finalized Date: 22-JUL-2012
Account: RANSIL

Project: Keg-Main-Group 1

CERTIFICATE OF ANALYSIS WH12152627

Sample Description	Method	WEI-21	ME-MS61	ME-MS61	ME-MS61	ME-MS61	ME-MS61	ME-MS61	ME-MS61	ME-MS61	ME-MS61	ME-MS61	ME-MS61	ME-MS61	ME-MS61	ME-MS61
	Analyte	Recvd Wt.	Ag	Al	As	Ba	Be	Bi	Ca	Cd	Ce	Co	Cr	Cs	Cu	Fe
	Units	kg	ppm	%	ppm	ppm	ppm	ppm	%	ppm	ppm	ppm	ppm	ppm	ppm	%
	LOR	0.02	0.01	0.01	0.2	10	0.05	0.01	0.01	0.02	0.01	0.1	1	0.05	0.2	0.01
K286297		6.96	0.49	6.08	7.3	750	2.30	7.71	2.96	4.86	62.4	16.4	63	14.55	281	3.39
K286298		8.71	0.45	5.92	607	820	1.94	7.09	3.43	3.00	62.8	16.0	66	10.70	261	3.61
K286299		6.74	0.52	6.27	102.5	630	2.19	8.93	3.87	2.68	63.0	17.5	63	12.35	354	4.23
K286300		8.26	2.34	5.97	13.9	440	2.02	21.6	3.48	24.6	63.5	19.5	64	11.45	438	4.54
K286301		5.12	0.05	0.10	<5	30	0.07	0.19	20.5	0.13	1.46	0.6	2	0.22	4.4	0.42
K286302		7.63	7.75	6.38	4.4	840	2.34	17.60	3.57	5.98	66.9	15.9	66	13.10	301	3.71
K286303		7.98	0.85	6.10	22.1	700	2.15	6.93	3.03	3.72	63.3	18.0	68	13.40	283	3.73
K286304		8.27	0.51	5.96	169.0	650	2.18	5.64	2.76	3.65	66.0	19.1	66	13.25	258	3.66
K286305		7.70	0.26	5.91	100.5	960	1.96	2.94	2.07	2.88	59.8	14.2	68	13.10	176.5	2.97
K286306		7.72	0.51	5.67	84.6	980	1.95	8.21	2.61	1.97	55.4	16.0	64	11.95	263	3.50
K286307		3.17	0.44	5.55	130.5	970	1.74	7.08	2.57	1.78	52.9	15.1	63	11.00	244	3.29
K286308		8.25	0.52	5.88	4.1	740	2.06	19.40	4.21	3.35	62.2	16.0	65	7.16	354	4.01
K286309		7.65	0.36	5.61	3.6	700	1.99	10.20	4.31	1.66	72.8	13.0	54	4.97	309	3.75
K286310		7.73	0.55	5.44	27.3	780	2.18	13.25	2.53	1.22	69.1	14.7	57	13.60	321	3.91
K286311		8.01	0.34	4.60	390	710	1.74	10.65	1.75	1.65	57.6	16.0	59	9.04	215	2.80
K286312		8.03	0.32	4.35	9.7	860	1.62	7.31	1.78	3.26	56.6	13.4	68	8.20	199.0	2.58
K286313		8.06	0.39	5.04	17.3	800	1.72	11.25	2.21	0.49	62.9	13.0	57	10.80	381	3.51
K286314		8.36	0.75	5.13	1.9	560	2.06	12.10	2.93	0.33	70.9	15.1	55	12.30	489	4.35
K286315		7.94	0.35	4.45	7.9	860	1.48	5.11	1.47	0.82	52.0	15.0	55	7.93	256	3.07
K286316		<0.02	0.34	4.66	7.1	970	1.57	5.16	1.55	0.67	51.1	14.9	60	7.83	265	3.28
K286317		8.15	0.32	4.88	39.4	730	1.68	5.50	1.78	1.78	58.3	14.9	53	11.55	238	3.15
K286318		7.59	0.38	5.01	210	430	2.24	8.11	2.59	0.26	60.1	14.3	55	12.50	364	3.82
K286319		7.97	0.74	5.39	56.0	420	2.04	22.5	3.29	3.13	54.1	15.0	62	12.55	541	4.51
K286320		8.22	0.52	5.30	89.8	500	2.00	16.15	3.09	1.09	56.9	14.0	60	9.56	548	4.04
K286321		7.98	0.56	4.95	1520	670	1.87	21.5	1.84	0.46	56.0	14.4	66	14.25	384	3.34
K286322		7.70	0.34	4.99	9.5	1010	1.79	38.5	1.95	1.61	48.1	15.1	68	10.40	352	2.99
K286323		8.10	0.19	6.16	84.3	1160	2.21	2.89	2.51	1.31	61.6	11.6	75	14.05	231	2.92
K286324		7.72	0.33	5.57	498	530	1.91	19.30	3.11	0.42	57.6	12.7	73	13.85	438	3.51
K286325		4.15	0.01	0.12	8	30	0.07	0.04	20.6	0.07	1.56	2.3	2	0.33	3.7	0.45
K286326		7.65	2.35	4.36	16.4	130	1.48	85.1	4.92	61.6	50.1	10.7	76	6.25	1015	5.87
K286327		8.11	5.30	4.93	321	340	1.50	45.8	5.61	26.2	54.8	8.4	87	7.42	779	4.86
K286328		8.41	1.15	4.74	526	480	1.52	28.0	6.31	29.4	52.6	7.4	81	6.70	403	3.67
K286329		7.95	2.30	4.65	360	210	1.59	77.9	6.61	48.9	49.0	6.6	75	5.10	466	4.52
K286330		7.68	6.60	4.20	105.5	150	1.43	170.5	7.34	99.0	45.5	8.2	83	5.32	557	5.18
K286331		0.19	36.2	4.04	423	290	1.08	129.0	6.99	172.0	40.5	8.1	69	5.82	1055	5.17
K286350		0.19	14.75	4.19	133.5	1340	1.30	49.0	7.55	56.1	44.0	6.7	63	5.46	729	3.20

***** See Appendix Page for comments regarding this certificate *****

ALS Canada Ltd.
2103 Dollarton Hwy
North Vancouver BC V7H 0A7
Phone: 604 984 0221 Fax: 604 984 0218 www.alsglobal.com

To: **SILVER RANGE RESOURCES LTD.**
C/O ARCHER, CATHRO & ASSOCIATES (1981) LIMITED
1016-510 W HASTINGS ST
VANCOUVER BC V6B 1L8

Finalized Date: 22-JUL-2012
Account: RANSIL

Project: Keg-Main-Group 1

CERTIFICATE OF ANALYSIS WH12152627

Sample Description	Method	ME-MS61	ME-MS61	ME-MS61	ME-MS61	ME-MS61	ME-MS61	ME-MS61	ME-MS61	ME-MS61	ME-MS61	ME-MS61	ME-MS61	ME-MS61	ME-MS61	ME-MS61
	Analyte	Ga	Ge	Hf	In	K	La	Li	Mg	Mn	Mo	Na	Nb	Ni	P	Pb
	Units	ppm	ppm	ppm	ppm	%	ppm	ppm	%	ppm	ppm	%	ppm	ppm	ppm	ppm
	LOR	0.05	0.05	0.1	0.005	0.01	0.5	0.2	0.01	5	0.05	0.01	0.1	0.2	10	0.5
K286297		17.00	0.18	2.2	0.088	2.60	32.3	41.1	2.06	701	28.0	0.50	10.7	56.1	1820	16.0
K286298		15.45	0.19	2.3	0.062	2.33	31.2	31.1	2.19	834	32.8	0.52	10.5	51.3	1640	14.3
K286299		16.10	0.18	2.2	0.061	2.56	34.8	34.2	2.50	919	29.7	0.49	10.6	56.4	1870	15.0
K286300		15.60	0.23	2.2	0.482	2.51	32.7	29.7	2.35	882	28.7	0.48	10.7	56.5	1950	156.0
K286301		0.30	0.08	<0.1	<0.005	0.04	0.7	1.5	12.65	189	0.28	0.01	0.2	2.2	200	1.9
K286302		17.15	0.25	2.3	0.124	2.50	36.6	40.4	2.12	567	29.2	0.53	11.3	55.2	2680	1895
K286303		16.75	0.22	2.3	0.064	2.44	33.0	43.0	1.93	518	35.0	0.64	10.5	64.6	2320	28.1
K286304		16.85	0.21	2.4	0.059	2.48	34.2	47.0	1.74	483	36.5	0.64	10.4	68.7	2300	16.8
K286305		15.20	0.19	2.4	0.041	3.02	34.5	49.1	1.25	203	44.8	0.72	9.7	71.9	2630	12.3
K286306		15.45	0.23	2.2	0.052	2.78	30.7	46.4	1.65	415	29.8	0.53	10.2	61.1	2140	11.0
K286307		14.05	0.16	2.3	0.043	2.80	28.3	43.5	1.59	403	27.6	0.51	9.4	55.6	1960	10.0
K286308		15.65	0.19	2.4	0.171	2.07	35.2	22.1	2.52	1160	29.3	0.52	10.5	52.0	1980	11.1
K286309		14.60	0.22	2.2	0.095	1.94	39.3	15.0	2.66	844	22.6	0.68	10.4	47.1	1730	8.6
K286310		15.30	0.23	2.3	0.048	2.30	35.3	41.9	1.67	260	15.85	0.62	11.0	49.8	1540	13.4
K286311		13.30	0.18	1.9	0.039	2.31	29.9	44.1	1.15	279	15.05	0.47	9.5	53.0	940	10.0
K286312		12.05	0.21	2.1	0.058	2.55	28.5	39.4	0.84	141	21.4	0.44	8.8	58.7	3130	10.2
K286313		13.45	0.18	2.1	0.022	2.25	33.6	45.3	1.47	169	22.3	0.45	9.3	51.7	1480	8.0
K286314		14.45	0.20	2.3	0.035	1.57	37.7	44.0	1.98	232	14.05	0.51	10.4	48.3	1390	11.1
K286315		12.15	0.19	2.1	0.023	2.41	28.0	39.4	0.84	132	22.6	0.59	8.2	56.9	2080	12.2
K286316		11.95	0.18	2.0	0.028	2.46	27.1	39.4	0.88	142	22.6	0.62	8.2	56.5	2150	11.8
K286317		13.40	0.18	2.0	0.032	2.30	32.2	52.0	1.24	150	22.8	0.46	8.9	56.2	1630	8.1
K286318		14.30	0.17	2.0	0.023	2.45	30.6	57.6	1.87	369	12.85	0.33	11.5	42.6	1240	8.9
K286319		14.80	0.20	2.1	0.211	2.07	27.7	57.2	2.32	473	27.1	0.35	11.7	50.2	1280	11.3
K286320		14.60	0.19	2.0	0.076	2.13	29.2	44.1	2.10	377	21.6	0.45	11.2	48.2	1310	7.6
K286321		14.70	0.18	2.0	0.035	2.87	29.0	84.5	1.83	207	28.2	0.34	10.1	50.6	1540	8.7
K286322		13.25	0.17	1.9	0.045	2.41	26.3	53.5	1.21	154	23.9	0.44	9.0	57.2	1670	12.5
K286323		15.80	0.17	2.2	0.049	2.83	32.9	56.4	1.74	245	3.50	0.59	11.2	36.8	1450	11.2
K286324		14.70	0.19	1.9	0.035	2.50	31.6	55.2	2.15	328	7.47	0.31	11.5	39.6	1650	12.7
K286325		0.41	<0.05	<0.1	0.005	0.04	0.7	1.6	12.60	178	17.50	0.01	0.5	<0.2	220	1.3
K286326		13.65	0.25	1.7	4.65	2.84	28.4	33.7	2.63	640	9.75	0.15	9.2	58.9	2610	81.6
K286327		15.00	0.20	1.7	2.08	2.67	31.6	22.8	2.02	772	23.0	0.19	10.2	73.2	2100	155.0
K286328		13.40	0.17	1.8	2.51	2.57	31.4	27.0	2.57	763	18.70	0.24	10.3	51.8	1820	31.5
K286329		13.15	0.18	1.6	3.61	1.54	27.6	24.0	2.21	961	8.68	0.21	10.0	38.6	2050	110.5
K286330		13.20	0.18	1.6	7.18	0.97	27.0	20.7	2.13	1330	24.8	0.18	9.3	53.0	1690	296
K286331		11.05	0.27	1.4	9.03	1.61	22.6	34.6	2.19	1780	11.90	0.20	8.4	42.5	1140	2580
K286350		11.40	0.17	1.5	2.32	1.78	24.2	37.7	2.14	1570	13.45	0.24	9.1	43.5	1060	954

***** See Appendix Page for comments regarding this certificate *****

ALS Canada Ltd.
2103 Dollarton Hwy
North Vancouver BC V7H 0A7
Phone: 604 984 0221 Fax: 604 984 0218 www.alsglobal.com

To: **SILVER RANGE RESOURCES LTD.**
C/O ARCHER, CATHRO & ASSOCIATES (1981) LIMITED
1016-510 W HASTINGS ST
VANCOUVER BC V6B 1L8

Finalized Date: 22-JUL-2012
Account: RANSIL

Project: Keg-Main-Group 1

CERTIFICATE OF ANALYSIS WH12152627

Sample Description	Method	ME-MS61	ME-MS61	ME-MS61	ME-MS61	ME-MS61	ME-MS61	ME-MS61	ME-MS61	ME-MS61	ME-MS61	ME-MS61	ME-MS61	ME-MS61	ME-MS61	ME-MS61
	Analyte	Rb	Re	S	Sb	Sc	Se	Sn	Sr	Ta	Te	Th	Ti	Tl	U	V
	Units	ppm	ppm	%	ppm	ppm	ppm	ppm	ppm	ppm	ppm	ppm	%	ppm	ppm	ppm
	LOR	0.1	0.002	0.01	0.05	0.1	1	0.2	0.2	0.05	0.05	0.2	0.005	0.02	0.1	1
K286297		168.5	0.028	1.74	3.75	12.4	12	8.1	204	0.80	0.11	9.5	0.345	2.27	7.2	320
K286298		149.5	0.028	1.87	1.62	11.5	11	8.5	172.0	0.77	0.07	9.3	0.349	1.99	8.0	274
K286299		167.0	0.027	2.22	1.55	11.6	15	10.3	183.5	0.78	0.15	9.4	0.363	2.19	8.1	322
K286300		156.0	0.034	2.41	1.28	11.6	19	15.9	179.0	0.79	0.22	8.7	0.348	2.06	7.8	287
K286301		2.0	<0.002	<0.01	<0.05	0.3	<1	0.4	47.9	<0.05	<0.05	<0.2	0.005	<0.02	0.6	3
K286302		176.0	0.033	1.96	4.43	13.0	46	27.1	189.0	0.78	0.47	9.6	0.360	2.38	9.8	345
K286303		176.5	0.044	1.90	0.94	12.3	14	6.9	155.0	0.75	0.14	9.8	0.333	2.54	10.3	375
K286304		171.5	0.046	1.86	1.15	12.5	13	5.4	153.5	0.74	0.14	9.6	0.322	2.61	10.8	382
K286305		204	0.057	1.44	1.52	11.9	14	7.0	158.0	0.74	<0.05	9.6	0.322	2.77	11.4	491
K286306		180.0	0.044	1.82	53.4	11.5	13	7.8	156.0	0.72	0.10	9.2	0.320	2.30	9.0	372
K286307		169.0	0.033	1.73	80.2	10.9	10	8.4	153.0	0.73	0.05	9.0	0.317	2.34	8.1	362
K286308		124.0	0.019	2.11	2.83	11.3	13	12.3	194.0	0.75	0.14	9.3	0.332	1.54	8.3	228
K286309		102.5	0.011	2.12	1.41	10.9	9	6.7	195.5	0.75	0.10	8.9	0.329	1.20	8.0	181
K286310		181.5	0.010	1.98	1.66	11.4	11	6.8	168.0	0.81	0.13	9.2	0.331	2.42	7.1	187
K286311		154.0	0.028	1.47	1.74	9.5	10	10.9	142.5	0.72	0.10	8.3	0.285	1.85	5.5	245
K286312		154.5	0.043	1.36	1.06	9.4	9	8.5	149.0	0.66	0.06	7.8	0.272	1.84	8.4	400
K286313		167.0	0.032	1.81	1.03	10.0	11	4.8	155.5	0.70	0.09	8.5	0.300	2.05	8.5	248
K286314		149.5	0.013	2.29	0.97	10.7	10	7.2	138.5	0.76	0.10	8.9	0.316	1.87	6.7	130
K286315		146.0	0.031	1.62	1.21	9.1	9	6.0	122.0	0.63	<0.05	8.1	0.260	1.93	8.8	251
K286316		148.5	0.031	1.67	1.19	8.9	9	6.1	128.5	0.63	<0.05	7.9	0.269	1.95	8.2	253
K286317		163.5	0.034	1.55	3.15	10.1	8	5.8	133.0	0.68	<0.05	8.5	0.285	2.16	8.1	301
K286318		173.0	0.010	1.85	7.31	10.1	8	13.9	147.5	0.74	0.08	7.9	0.297	1.83	5.9	134
K286319		170.0	0.014	2.24	2.00	10.5	12	14.7	167.0	0.75	0.17	8.2	0.314	1.83	6.8	201
K286320		149.5	0.013	2.03	1.21	10.3	10	11.0	181.0	0.73	0.13	8.0	0.308	1.59	6.7	187
K286321		230	0.036	1.50	1.98	10.2	9	15.6	144.0	0.68	0.19	7.5	0.276	2.46	7.4	331
K286322		162.5	0.035	1.38	1.52	9.6	8	7.9	178.0	0.61	0.34	7.9	0.258	1.82	7.4	334
K286323		201	0.009	1.28	0.91	11.5	7	9.7	199.5	0.79	0.08	9.3	0.325	2.34	3.6	196
K286324		169.0	0.009	1.72	2.25	10.6	11	25.6	216	0.78	0.14	8.3	0.325	1.84	3.7	175
K286325		2.2	0.003	0.04	<0.05	0.5	1	<0.2	48.7	<0.05	<0.05	<0.2	0.006	<0.02	0.4	2
K286326		132.0	0.011	3.38	3.71	8.1	33	55.7	130.5	0.62	0.39	6.2	0.270	1.20	3.9	151
K286327		130.5	0.022	2.56	4.67	9.1	21	57.5	162.5	0.68	0.16	6.8	0.299	1.09	5.5	257
K286328		125.5	0.015	1.68	2.25	8.4	15	43.3	210	0.69	0.10	6.9	0.297	1.04	4.3	200
K286329		71.6	0.010	2.39	7.33	8.3	15	61.4	197.0	0.67	0.24	6.6	0.298	0.87	3.6	136
K286330		48.1	0.032	2.64	9.09	7.9	19	53.7	182.5	0.62	0.36	5.9	0.270	0.64	4.9	265
K286331		77.9	0.013	2.67	12.10	6.9	55	147.5	185.0	0.56	0.51	5.9	0.246	0.88	3.4	120
K286350		85.2	0.017	1.03	8.02	7.6	24	141.0	204	0.61	0.24	6.5	0.269	0.88	3.5	127

***** See Appendix Page for comments regarding this certificate *****

ALS Canada Ltd.
2103 Dollarton Hwy
North Vancouver BC V7H 0A7
Phone: 604 984 0221 Fax: 604 984 0218 www.alsglobal.com

To: **SILVER RANGE RESOURCES LTD.**
C/O ARCHER, CATHRO & ASSOCIATES (1981) LIMITED
1016-510 W HASTINGS ST
VANCOUVER BC V6B 1L8

Finalized Date: 22-JUL-2012
Account: RANSIL

Project: Keg-Main-Group 1

CERTIFICATE OF ANALYSIS WH12152627

Sample Description	Method	ME-MS61	ME-MS61	ME-MS61	ME-MS61	Au-AA24	Sn-XRF05
	Analyte	W	Y	Zn	Zr	Au	Sn
	Units	ppm	ppm	ppm	ppm	ppm	ppm
	LOR	0.1	0.1	2	0.5	0.005	5
K286297		1.8	27.1	217	74.6	<0.005	7
K286298		2.9	28.5	172	71.4	0.005	9
K286299		16.2	29.3	156	69.5	0.006	12
K286300		16.5	29.1	1160	73.3	0.009	26
K286301		0.1	0.9	17	0.6	<0.005	<5
K286302		2.5	32.7	246	79.8	<0.005	30
K286303		2.0	27.4	163	75.3	<0.005	12
K286304		2.1	27.8	185	81.4	<0.005	8
K286305		2.1	24.5	167	77.2	<0.005	12
K286306		8.6	25.8	128	74.8	<0.005	8
K286307		4.0	23.7	123	68.6	0.007	10
K286308		17.4	32.0	172	67.9	0.009	14
K286309		5.3	38.6	97	71.3	<0.005	14
K286310		4.6	38.1	74	76.0	<0.005	7
K286311		2.1	26.6	126	67.0	<0.005	10
K286312		1.8	31.0	234	68.3	<0.005	11
K286313		1.9	29.9	59	70.5	<0.005	11
K286314		13.4	38.2	47	74.2	<0.005	11
K286315		1.9	26.8	64	69.4	<0.005	8
K286316		1.8	26.8	58	68.5	<0.005	9
K286317		1.8	29.1	154	74.5	<0.005	5
K286318		6.4	34.0	41	73.2	<0.005	21
K286319		5.8	28.5	168	73.5	0.007	17
K286320		3.3	30.7	80	72.9	0.006	15
K286321		6.1	27.4	61	71.5	0.016	20
K286322		1.8	24.2	121	73.2	0.025	12
K286323		1.4	25.1	106	70.4	<0.005	14
K286324		4.2	29.7	63	65.9	0.006	27
K286325		0.2	1.0	16	0.6	<0.005	<5
K286326		17.1	36.2	2770	57.5	0.024	67
K286327		46.2	35.9	1180	57.5	0.012	69
K286328		8.1	31.7	1380	63.2	0.010	48
K286329		21.2	31.7	2210	51.2	0.034	72
K286330		25.5	29.9	4570	52.0	0.052	72
K286331		3.1	23.8	8350	47.0	0.008	176
K286350		2.5	25.6	2930	51.4	<0.005	171

***** See Appendix Page for comments regarding this certificate *****

ALS Canada Ltd.
2103 Dollarton Hwy
North Vancouver BC V7H 0A7
Phone: 604 984 0221 Fax: 604 984 0218 www.alsglobal.com

To: **SILVER RANGE RESOURCES LTD.**
C/O ARCHER, CATHRO & ASSOCIATES (1981) LIMITED
1016-510 W HASTINGS ST
VANCOUVER BC V6B 1L8

Project: Keg-Main-Group 1

Finalized Date: 22-JUL-2012
Account: RANSIL

CERTIFICATE OF ANALYSIS WH12152627

Method	CERTIFICATE COMMENTS
ME-MS61	Interference: Ca>10% on ICP-MS As, ICP-AES results shown.
ME-MS61	REE's may not be totally soluble in this method.

ALS Canada Ltd.

2103 Dollarton Hwy
North Vancouver BC V7H 0A7
Phone: 604 984 0221 Fax: 604 984 0218 www.alsglobal.com

To: **SILVER RANGE RESOURCES LTD.**
C/O ARCHER, CATHRO & ASSOCIATES (1981) LIMITED
1016-510 W HASTINGS ST
VANCOUVER BC V6B 1L8

Finalized Date: 24-JUL-2012
Account: RANSIL

CERTIFICATE WH12152628

Project: Keg-Main-Group 1

P.O. No.: Batch 24

This report is for 36 Drill Core samples submitted to our lab in Whitehorse, YT, Canada on 3-JUL-2012.

The following have access to data associated with this certificate:

MATT DUMALA	JOAN MARIACHER	

SAMPLE PREPARATION

ALS CODE	DESCRIPTION
WEI-21	Received Sample Weight
LOG-22	Sample login - Rcd w/o BarCode
CRU-31	Fine crushing - 70%<2mm
CRU-QC	Crushing QC Test
SPL-21	Split sample - riffle splitter
PUL-QC	Pulverizing QC Test
PUL-31	Pulverize split to 85%<75 um
LOG-22d	Sample login - Rcd w/o BarCode dup
SPL-21d	Split sample - duplicate
PUL-31d	Pulverize Split - duplicate
LOG-23	Pulp Login - Rcvd with Barcode

ANALYTICAL PROCEDURES

ALS CODE	DESCRIPTION	
ME-MS61	48 element four acid ICP-MS	
Ag-OG62	Ore Grade Ag - Four Acid	VARIABLE
ME-OG62	Ore Grade Elements - Four Acid	ICP-AES
Pb-OG62	Ore Grade Pb - Four Acid	VARIABLE
Zn-OG62	Ore Grade Zn - Four Acid	VARIABLE
Au-AA24	Au 50g FA AA finish	AAS
Sn-XRF05	Sn-Trace Level XRF Analysis	XRF

To: **SILVER RANGE RESOURCES LTD.**
ATTN: JOAN MARIACHER
C/O ARCHER, CATHRO & ASSOCIATES (1981) LIMITED
1016-510 W HASTINGS ST
VANCOUVER BC V6B 1L8

This is the Final Report and supersedes any preliminary report with this certificate number. Results apply to samples as submitted. All pages of this report have been checked and approved for release.

***** See Appendix Page for comments regarding this certificate *****

Signature: 

Colin Ramshaw, Vancouver Laboratory Manager

ALS Canada Ltd.
2103 Dollarton Hwy
North Vancouver BC V7H 0A7
Phone: 604 984 0221 Fax: 604 984 0218 www.alsglobal.com

To: **SILVER RANGE RESOURCES LTD.**
C/O ARCHER, CATHRO & ASSOCIATES (1981) LIMITED
1016-510 W HASTINGS ST
VANCOUVER BC V6B 1L8

Finalized Date: 24-JUL-2012
Account: RANSIL

Project: Keg-Main-Group 1

CERTIFICATE OF ANALYSIS WH12152628

Sample Description	Method	WEI-21	ME-MS61	ME-MS61	ME-MS61	ME-MS61	ME-MS61	ME-MS61	ME-MS61	ME-MS61	ME-MS61	ME-MS61	ME-MS61	ME-MS61	ME-MS61	ME-MS61
	Analyte	Recvd Wt.	Ag	Al	As	Ba	Be	Bi	Ca	Cd	Ce	Co	Cr	Cs	Cu	Fe
	Units	kg	ppm	%	ppm	ppm	ppm	ppm	%	ppm	ppm	ppm	ppm	ppm	ppm	%
	LOR	0.02	0.01	0.01	0.2	10	0.05	0.01	0.01	0.02	0.01	0.1	1	0.05	0.2	0.01
K284447		3.99	>100	2.48	532	120	0.77	381	6.63	267	24.1	12.4	33	2.88	3850	6.27
K284448		2.45	97.7	2.93	16	700	1.63	190.0	13.70	118.5	38.0	6.4	50	2.59	1715	3.29
K284449		8.29	>100	2.98	73	290	1.27	283	12.85	168.5	35.2	4.9	28	2.67	2000	3.57
K284450		4.78	>100	3.52	90.7	290	1.06	202	9.24	118.0	39.1	6.3	51	4.36	2050	4.29
K284451		5.46	0.30	0.07	<5	20	0.05	0.57	21.2	0.42	1.16	1.1	1	0.23	6.9	0.46
K284452		2.85	21.0	4.10	281	2090	0.88	33.9	12.85	49.4	34.5	4.0	51	4.66	166.5	2.58
K284453		4.30	31.3	3.52	381	660	1.19	42.8	13.40	138.0	37.8	6.4	40	3.53	1700	2.70
K284454		3.95	11.55	4.41	130.5	1700	1.16	18.50	8.66	15.95	42.3	5.4	44	6.57	377	2.28
K284455		5.06	8.62	4.91	55.4	1880	1.34	12.80	6.57	20.9	51.3	8.6	66	5.82	321	2.61
K284456		5.59	63.4	5.10	251	600	1.48	102.5	5.91	133.5	53.4	8.0	63	19.60	1970	2.76
K284457		5.65	0.21	0.12	6	30	0.07	0.31	20.1	0.42	1.58	1.1	1	0.25	6.5	0.44
K284458		4.46	4.53	4.51	517	1550	1.16	7.50	6.24	6.90	47.0	5.2	43	7.17	52.9	1.46
K284459		8.47	15.05	4.37	399	1500	1.13	25.8	7.79	17.60	47.2	6.2	55	7.52	179.5	2.18
K284460		8.10	6.47	4.85	436	1320	1.37	9.86	6.85	10.45	47.6	5.3	42	8.53	97.3	2.10
K284461		3.62	7.85	4.78	238	1360	1.20	13.75	7.20	14.20	50.2	4.8	44	8.22	135.0	2.20
K284462		7.88	13.65	4.81	2340	1350	1.27	24.1	6.59	19.20	53.2	6.7	47	6.47	356	2.22
K284463		7.82	5.93	3.81	3290	1290	1.03	4.87	6.15	15.70	51.3	6.0	46	4.34	238	1.77
K284464		7.79	9.17	4.79	382	1670	1.23	18.00	5.75	10.85	51.2	6.6	59	5.99	149.5	2.17
K284465		8.28	1.01	5.87	285	1030	1.74	1.35	4.23	2.93	65.6	9.3	95	10.20	137.0	2.38
K284466		0.25	15.20	4.46	130.5	1450	1.19	53.3	8.22	59.4	51.8	7.2	68	5.78	752	3.47
K284467		8.20	21.9	5.50	123.5	490	1.39	40.9	5.67	34.6	59.8	12.8	77	7.85	379	4.35
K284468		7.66	6.93	4.50	2570	1170	1.05	8.64	8.91	16.70	48.9	8.4	45	4.49	312	2.61
K284469		3.64	31.1	5.81	7610	710	1.21	51.0	5.64	60.6	54.2	11.2	59	5.66	847	4.13
K284470		4.28	0.53	2.57	36	550	0.50	0.31	16.85	0.64	30.5	2.1	16	1.67	22.4	1.02
K284471		7.81	0.45	3.69	242	730	0.77	0.32	9.49	0.73	40.2	5.4	37	2.93	79.5	1.93
K284472		0.25	23.0	4.10	1200	230	0.98	88.5	8.37	296	45.5	13.0	52	4.68	1830	5.95
K284473		8.01	0.94	3.89	69	520	0.86	0.24	13.05	5.44	42.6	6.4	46	2.70	70.3	2.00
K284474		7.58	0.62	3.48	16	460	0.73	0.14	16.05	3.41	36.2	5.3	40	2.88	42.4	1.70
K284475		8.04	0.49	3.31	9	550	0.79	0.11	15.65	1.21	31.9	4.2	38	3.07	30.7	1.35
K284476		7.79	0.52	2.80	13	530	0.77	0.10	15.10	1.60	28.5	3.0	26	2.52	24.3	0.98
K284478		<0.02	0.53	2.76	<5	520	0.69	0.14	14.40	1.49	27.8	2.9	25	2.41	23.1	0.93
K284477		7.79	0.36	2.80	<5	580	0.71	0.10	14.70	0.63	26.5	2.9	29	2.11	19.0	1.04
K284479		7.64	0.25	2.52	19	770	0.48	0.09	12.20	0.37	21.8	2.2	17	2.22	18.5	0.58
K284480		7.51	0.21	1.87	5	510	0.46	0.04	17.55	0.52	16.80	1.8	11	1.55	9.3	0.45
K284481		7.75	0.38	1.94	<5	530	0.49	0.04	19.45	4.79	17.10	2.2	22	1.65	18.6	0.71
K284482		7.99	0.32	1.62	<5	570	0.35	0.04	19.55	0.24	12.00	1.1	10	0.97	7.3	0.38

***** See Appendix Page for comments regarding this certificate *****

ALS Canada Ltd.
2103 Dollarton Hwy
North Vancouver BC V7H 0A7
Phone: 604 984 0221 Fax: 604 984 0218 www.alsglobal.com

To: **SILVER RANGE RESOURCES LTD.**
C/O ARCHER, CATHRO & ASSOCIATES (1981) LIMITED
1016-510 W HASTINGS ST
VANCOUVER BC V6B 1L8

Finalized Date: 24-JUL-2012
Account: RANSIL

Project: Keg-Main-Group 1

CERTIFICATE OF ANALYSIS WH12152628

Sample Description	Method	ME-MS61	ME-MS61	ME-MS61	ME-MS61	ME-MS61	ME-MS61	ME-MS61	ME-MS61	ME-MS61	ME-MS61	ME-MS61	ME-MS61	ME-MS61	ME-MS61	ME-MS61
	Analyte	Ga	Ge	Hf	In	K	La	Li	Mg	Mn	Mo	Na	Nb	Ni	P	Pb
	Units	ppm	ppm	ppm	ppm	%	ppm	ppm	%	ppm	ppm	%	ppm	ppm	ppm	ppm
	LOR	0.05	0.05	0.1	0.005	0.01	0.5	0.2	0.01	5	0.05	0.01	0.1	0.2	10	0.5
K284447		7.24	0.90	1.0	4.26	0.60	13.6	49.0	2.13	1360	2.16	0.07	4.6	53.6	680	>10000
K284448		8.59	0.44	1.2	2.09	0.24	18.2	63.0	1.63	1520	3.55	0.04	5.4	48.7	1040	7350
K284449		7.87	0.47	1.1	3.13	0.76	19.4	40.2	1.10	1340	1.67	0.03	5.3	24.9	510	>10000
K284450		9.53	0.48	1.4	2.71	1.81	21.0	35.5	1.52	1000	3.40	0.06	7.3	34.6	940	>10000
K284451		0.26	0.07	<0.1	0.010	0.06	0.5	1.3	12.85	207	0.14	<0.01	0.2	2.7	170	25.5
K284452		10.05	0.22	1.6	0.810	3.31	17.6	31.5	1.33	1150	2.33	0.08	7.8	28.6	770	2450
K284453		9.36	0.27	1.4	1.865	2.62	20.5	38.6	1.39	1340	1.95	0.08	7.0	28.8	650	3000
K284454		9.87	0.17	1.6	0.256	2.73	22.4	51.4	2.29	980	1.59	0.12	7.9	34.5	680	1295
K284455		11.00	0.23	2.0	0.189	3.23	26.1	41.1	2.65	851	2.18	0.21	10.2	57.5	940	880
K284456		12.90	0.34	2.2	2.08	2.83	27.0	47.4	2.61	829	1.96	0.29	10.6	47.6	730	3980
K284457		0.29	<0.05	<0.1	0.009	0.05	0.8	1.1	12.55	179	0.22	0.01	0.4	1.5	210	15.2
K284458		10.65	0.15	2.0	0.099	3.86	22.9	40.6	3.50	796	0.60	0.14	9.7	24.1	690	527
K284459		10.60	0.17	1.7	0.278	3.85	24.6	25.3	4.04	930	1.20	0.24	8.3	38.3	720	1425
K284460		11.85	0.16	1.8	0.161	4.35	23.2	33.8	3.04	857	0.53	0.31	9.7	24.1	590	961
K284461		11.75	0.14	1.8	0.233	4.05	24.4	33.8	3.31	1000	0.59	0.29	9.0	23.3	610	1090
K284462		11.15	0.16	1.8	0.340	4.14	26.2	36.2	3.15	887	0.74	0.29	8.9	28.5	620	1495
K284463		8.92	0.15	1.6	0.351	3.56	26.3	46.7	2.88	921	0.70	0.14	7.5	26.9	730	1615
K284464		11.70	0.16	1.8	0.218	4.39	25.5	42.0	2.87	840	0.83	0.22	8.8	41.9	760	867
K284465		14.50	0.17	2.4	0.070	4.20	31.7	54.4	2.17	399	27.1	0.48	11.7	70.8	700	105.0
K284466		11.95	0.21	1.5	2.54	1.88	27.7	39.6	2.26	1680	15.85	0.24	9.2	49.2	1140	1025
K284467		13.85	0.27	2.1	0.465	3.27	29.8	49.6	1.60	378	52.4	0.55	10.4	76.0	710	2100
K284468		10.30	0.17	1.8	0.171	3.61	25.7	35.5	1.31	497	35.9	0.27	8.6	67.0	580	1335
K284469		11.65	0.30	2.0	0.576	4.47	28.3	56.2	1.61	599	41.5	0.24	10.3	80.9	600	3650
K284470		4.06	0.06	1.0	0.020	1.30	17.0	10.7	0.67	434	3.24	0.70	4.5	9.0	290	104.5
K284471		6.69	0.13	1.6	0.022	3.11	21.0	18.8	0.90	368	24.9	0.36	7.0	54.3	420	62.3
K284472		11.80	0.33	1.2	22.0	1.44	24.2	29.3	2.13	2600	16.60	0.18	8.2	49.0	840	1465
K284473		8.18	0.13	1.6	0.080	2.14	22.6	14.8	1.57	377	40.8	0.50	7.3	73.0	740	167.5
K284474		6.88	0.09	1.3	0.042	1.66	19.2	15.6	1.40	339	27.7	0.42	6.0	49.7	610	63.2
K284475		7.32	0.11	1.3	0.018	1.61	17.9	16.3	1.18	329	15.35	0.56	6.0	31.8	610	62.3
K284476		5.75	0.12	1.2	0.028	1.40	16.2	14.6	0.98	278	11.60	0.54	4.9	22.7	470	116.5
K284478		5.43	0.11	1.1	0.026	1.38	15.7	13.3	0.97	264	10.75	0.55	4.7	21.6	450	116.0
K284477		6.04	0.10	1.0	0.012	1.42	15.4	15.8	1.09	284	14.05	0.55	4.8	24.5	460	45.0
K284479		4.34	0.06	1.0	0.009	1.92	11.1	17.4	0.68	250	3.81	0.29	3.7	15.1	370	34.2
K284480		3.07	0.10	0.6	0.010	1.03	8.9	9.4	0.63	209	3.37	0.31	2.8	11.9	280	32.7
K284481		4.04	0.10	0.7	0.038	1.04	9.7	16.0	0.74	233	10.65	0.38	3.2	21.6	350	37.5
K284482		3.15	0.10	0.6	0.007	0.86	6.5	7.9	0.41	232	2.51	0.38	2.3	6.7	290	71.8

***** See Appendix Page for comments regarding this certificate *****

ALS Canada Ltd.
2103 Dollarton Hwy
North Vancouver BC V7H 0A7
Phone: 604 984 0221 Fax: 604 984 0218 www.alsglobal.com

To: **SILVER RANGE RESOURCES LTD.**
C/O ARCHER, CATHRO & ASSOCIATES (1981) LIMITED
1016-510 W HASTINGS ST
VANCOUVER BC V6B 1L8

Finalized Date: 24-JUL-2012
Account: RANSIL

Project: Keg-Main-Group 1

CERTIFICATE OF ANALYSIS WH12152628

Sample Description	Method	ME-MS61	ME-MS61	ME-MS61	ME-MS61	ME-MS61	ME-MS61	ME-MS61	ME-MS61	ME-MS61	ME-MS61	ME-MS61	ME-MS61	ME-MS61	ME-MS61	ME-MS61
	Analyte	Rb	Re	S	Sb	Sc	Se	Sn	Sr	Ta	Te	Th	Ti	Tl	U	V
	Units	ppm	ppm	%	ppm	ppm	ppm	ppm	ppm	ppm	ppm	ppm	%	ppm	ppm	ppm
	LOR	0.1	0.002	0.01	0.05	0.1	1	0.2	0.2	0.05	0.05	0.2	0.005	0.02	0.1	1
K284447		27.3	0.017	5.52	32.5	4.1	344	>500	159.0	0.34	1.29	3.4	0.164	1.19	2.1	56
K284448		14.2	0.018	2.17	31.5	6.1	111	329	457	0.40	0.60	4.7	0.182	0.54	4.6	65
K284449		37.1	0.008	3.27	56.9	5.0	161	480	342	0.38	0.93	4.0	0.173	1.03	2.2	51
K284450		86.9	0.016	3.18	31.5	6.0	152	395	479	0.52	0.97	5.2	0.241	1.44	3.2	75
K284451		2.7	<0.002	0.01	0.12	0.3	2	1.3	42.3	<0.05	<0.05	<0.2	<0.005	<0.02	0.6	2
K284452		161.5	0.013	0.89	15.75	7.3	49	164.5	167.5	0.56	0.19	6.2	0.252	1.74	3.7	69
K284453		126.5	0.013	1.71	17.35	6.5	71	>500	183.5	0.50	0.24	5.4	0.219	1.60	2.3	61
K284454		136.0	0.007	0.37	10.30	7.3	15	178.0	167.0	0.55	0.09	6.1	0.246	1.56	1.9	65
K284455		152.0	0.016	0.71	5.46	9.2	31	223	278	0.70	0.08	7.8	0.319	1.73	2.8	86
K284456		142.0	0.013	1.60	7.96	9.9	88	>500	273	0.76	0.39	8.0	0.329	1.97	2.8	73
K284457		1.9	<0.002	0.01	0.08	0.4	2	3.7	48.2	<0.05	0.06	0.2	0.007	0.02	0.7	3
K284458		185.0	0.004	0.12	5.48	7.8	10	188.5	140.5	0.71	0.08	7.4	0.307	1.89	2.0	58
K284459		179.5	0.010	0.55	4.90	8.7	24	194.0	180.0	0.58	0.13	6.6	0.263	2.10	2.1	67
K284460		217	0.004	0.54	5.07	8.5	17	146.5	194.5	0.69	0.06	7.9	0.294	2.31	1.9	51
K284461		215	0.003	0.65	4.31	8.5	16	159.0	195.5	0.65	0.06	7.9	0.292	2.32	2.1	49
K284462		224	0.003	0.55	5.81	8.9	20	207	203	0.67	0.12	8.1	0.292	2.60	2.3	51
K284463		191.5	0.007	0.31	9.67	7.5	22	183.5	134.0	0.56	0.13	6.6	0.252	2.03	2.0	48
K284464		240	0.009	0.44	4.65	9.8	15	182.5	202	0.64	0.06	7.8	0.298	2.75	2.3	62
K284465		256	0.052	1.10	7.05	13.6	15	92.9	275	0.85	<0.05	9.9	0.361	3.19	5.8	215
K284466		101.5	0.018	1.06	8.27	9.0	28	142.5	211	0.63	0.24	7.3	0.289	0.98	3.9	135
K284467		198.5	0.063	2.91	7.53	11.9	44	81.0	246	0.72	0.23	8.1	0.338	2.69	8.9	195
K284468		185.5	0.043	1.35	6.09	8.3	24	111.5	306	0.61	0.12	7.2	0.277	2.02	4.2	287
K284469		219	0.041	2.50	11.55	9.5	52	145.0	301	0.75	0.24	8.5	0.348	2.85	4.9	344
K284470		56.8	0.004	0.47	0.97	2.8	3	17.7	324	0.34	<0.05	4.2	0.158	1.04	1.4	35
K284471		138.5	0.033	0.92	2.76	4.9	9	63.9	262	0.53	<0.05	6.3	0.251	1.71	3.0	178
K284472		72.2	0.020	2.91	8.31	7.2	55	215	163.0	0.57	0.45	6.0	0.261	0.68	3.3	107
K284473		113.5	0.044	1.00	3.31	6.9	15	28.5	333	0.52	0.08	6.1	0.232	2.00	4.2	283
K284474		86.0	0.032	0.81	3.64	5.9	9	12.7	360	0.43	0.05	5.1	0.189	1.88	3.4	183
K284475		84.8	0.017	0.76	2.15	5.0	5	9.1	439	0.46	<0.05	5.1	0.178	1.55	2.8	105
K284476		71.9	0.011	0.48	1.95	3.7	5	10.1	351	0.38	<0.05	4.0	0.145	1.18	2.3	79
K284478		70.2	0.011	0.48	1.88	3.5	5	9.6	344	0.36	<0.05	3.9	0.144	1.18	2.2	76
K284477		69.0	0.013	0.55	1.64	3.7	4	7.2	367	0.35	<0.05	3.9	0.140	1.08	2.5	89
K284479		81.6	0.003	0.08	1.42	2.5	2	11.9	270	0.28	<0.05	2.8	0.122	1.12	1.4	39
K284480		45.2	0.004	0.11	1.44	1.7	3	4.5	434	0.21	<0.05	2.1	0.082	0.58	1.2	24
K284481		47.5	0.011	0.48	1.92	2.3	4	6.5	417	0.22	<0.05	2.4	0.095	0.83	2.0	71
K284482		33.6	0.002	0.20	1.77	1.3	2	5.1	401	0.17	<0.05	1.6	0.070	0.43	1.7	19

***** See Appendix Page for comments regarding this certificate *****

ALS Canada Ltd.
2103 Dollarton Hwy
North Vancouver BC V7H 0A7
Phone: 604 984 0221 Fax: 604 984 0218 www.alsglobal.com

To: **SILVER RANGE RESOURCES LTD.**
C/O ARCHER, CATHRO & ASSOCIATES (1981) LIMITED
1016-510 W HASTINGS ST
VANCOUVER BC V6B 1L8

Finalized Date: 24-JUL-2012
Account: RANSIL

Project: Keg-Main-Group 1

CERTIFICATE OF ANALYSIS WH12152628

Sample Description	Method	ME-MS61	ME-MS61	ME-MS61	ME-MS61	Ag-OG62	Pb-OG62	Zn-OG62	Au-AA24	Sn-XRF05
	Analyte	W	Y	Zn	Zr	Ag	Pb	Zn	Au	Sn
	Units	ppm	ppm	ppm	ppm	ppm	%	%	ppm	ppm
	LOR	0.1	0.1	2	0.5	1	0.001	0.001	0.005	5
K284447		1.3	13.2	>10000	34.0	204	2.05	1.730	<0.005	747
K284448		1.8	29.3	6660	42.5				<0.005	314
K284449		2.0	24.9	>10000	40.1	135	1.085	1.145	<0.005	518
K284450		2.0	23.5	7280	51.0	115	1.195		<0.005	435
K284451		0.1	0.9	34	<0.5				<0.005	<5
K284452		2.9	22.0	3040	57.7				<0.005	167
K284453		1.7	23.7	7620	51.0				<0.005	1430
K284454		1.0	21.6	957	59.2				<0.005	176
K284455		1.2	27.3	1060	74.5				<0.005	236
K284456		1.2	26.1	7140	80.0				<0.005	1565
K284457		0.1	1.0	36	1.0				<0.005	<5
K284458		1.1	24.1	374	69.3				<0.005	197
K284459		1.1	22.0	1030	63.4				<0.005	202
K284460		1.2	23.5	629	64.0				<0.005	146
K284461		1.3	27.1	898	58.5				<0.005	171
K284462		1.2	26.5	1220	61.0				<0.005	225
K284463		1.2	25.6	939	53.7				<0.005	209
K284464		1.2	27.1	696	61.3				<0.005	198
K284465		1.8	32.5	207	84.9				<0.005	95
K284466		2.9	31.0	3050	53.1				<0.005	169
K284467		1.8	33.3	2120	76.3				<0.005	89
K284468		1.7	26.5	1020	65.2				<0.005	125
K284469		2.6	26.8	3850	70.2				<0.005	180
K284470		0.7	14.4	57	34.0				<0.005	23
K284471		1.1	20.1	65	53.7				<0.005	69
K284472		6.1	25.5	>10000	38.9			1.450	0.015	271
K284473		1.2	24.7	324	58.0				<0.005	30
K284474		0.8	20.7	226	45.6				<0.005	13
K284475		0.7	16.5	96	45.1				<0.005	12
K284476		0.6	14.6	105	42.0				<0.005	10
K284478		0.5	14.1	96	38.2				<0.005	13
K284477		0.6	13.8	48	37.8				<0.005	6
K284479		0.6	11.6	47	33.5				<0.005	12
K284480		0.3	8.8	44	23.9				<0.005	6
K284481		0.4	9.2	345	27.3				<0.005	9
K284482		0.2	6.6	21	22.6				<0.005	8

***** See Appendix Page for comments regarding this certificate *****

ALS Canada Ltd.
2103 Dollarton Hwy
North Vancouver BC V7H 0A7
Phone: 604 984 0221 Fax: 604 984 0218 www.alsglobal.com

To: **SILVER RANGE RESOURCES LTD.**
C/O ARCHER, CATHRO & ASSOCIATES (1981) LIMITED
1016-510 W HASTINGS ST
VANCOUVER BC V6B 1L8

Finalized Date: 24-JUL-2012
Account: RANSIL

Project: Keg-Main-Group 1

CERTIFICATE OF ANALYSIS WH12152628

Method	CERTIFICATE COMMENTS
ME-MS61	Interference: Ca>10% on ICP-MS As, ICP-AES results shown.
ME-MS61	REE's may not be totally soluble in this method.

ALS Canada Ltd.

2103 Dollarton Hwy
North Vancouver BC V7H 0A7
Phone: 604 984 0221 Fax: 604 984 0218 www.alsglobal.com

To: **SILVER RANGE RESOURCES LTD.**
C/O ARCHER, CATHRO & ASSOCIATES (1981) LIMITED
1016-510 W HASTINGS ST
VANCOUVER BC V6B 1L8

Finalized Date: 23-JUL-2012
Account: RANSIL

CERTIFICATE WH12152629

Project: Keg-Main-Group 1

P.O. No.: Batch 25

This report is for 36 Drill Core samples submitted to our lab in Whitehorse, YT, Canada on 3-JUL-2012.

The following have access to data associated with this certificate:

MATT DUMALA	JOAN MARIACHER	

SAMPLE PREPARATION

ALS CODE	DESCRIPTION
WEI-21	Received Sample Weight
LOG-22	Sample login - Rcd w/o BarCode
CRU-31	Fine crushing - 70%<2mm
CRU-QC	Crushing QC Test
SPL-21	Split sample - riffle splitter
PUL-QC	Pulverizing QC Test
PUL-31	Pulverize split to 85%<75 um
LOG-22d	Sample login - Rcd w/o BarCode dup
SPL-21d	Split sample - duplicate
PUL-31d	Pulverize Split - duplicate
LOG-23	Pulp Login - Rcvd with Barcode

ANALYTICAL PROCEDURES

ALS CODE	DESCRIPTION	
ME-MS61	48 element four acid ICP-MS	
ME-OG62	Ore Grade Elements - Four Acid	ICP-AES
Pb-OG62	Ore Grade Pb - Four Acid	VARIABLE
Zn-OG62	Ore Grade Zn - Four Acid	VARIABLE
Au-AA24	Au 50g FA AA finish	AAS
Sn-XRF05	Sn-Trace Level XRF Analysis	XRF

To: **SILVER RANGE RESOURCES LTD.**
ATTN: JOAN MARIACHER
C/O ARCHER, CATHRO & ASSOCIATES (1981) LIMITED
1016-510 W HASTINGS ST
VANCOUVER BC V6B 1L8

This is the Final Report and supersedes any preliminary report with this certificate number. Results apply to samples as submitted. All pages of this report have been checked and approved for release.

***** See Appendix Page for comments regarding this certificate *****

Signature: 

Colin Ramshaw, Vancouver Laboratory Manager

ALS Canada Ltd.
2103 Dollarton Hwy
North Vancouver BC V7H 0A7
Phone: 604 984 0221 Fax: 604 984 0218 www.alsglobal.com

To: **SILVER RANGE RESOURCES LTD.**
C/O ARCHER, CATHRO & ASSOCIATES (1981) LIMITED
1016-510 W HASTINGS ST
VANCOUVER BC V6B 1L8

Finalized Date: 23-JUL-2012
Account: RANSIL

Project: Keg-Main-Group 1

CERTIFICATE OF ANALYSIS WH12152629

Sample Description	Method	WEI-21	ME-MS61	ME-MS61	ME-MS61	ME-MS61	ME-MS61	ME-MS61	ME-MS61	ME-MS61	ME-MS61	ME-MS61	ME-MS61	ME-MS61	ME-MS61	ME-MS61
	Analyte	Recvd Wt.	Ag	Al	As	Ba	Be	Bi	Ca	Cd	Ce	Co	Cr	Cs	Cu	Fe
	Units	kg	ppm	%	ppm	ppm	ppm	ppm	%	ppm	ppm	ppm	ppm	ppm	ppm	%
	LOR	0.02	0.01	0.01	0.2	10	0.05	0.01	0.01	0.02	0.01	0.1	1	0.05	0.2	0.01
K286332		8.58	9.53	4.85	1710	460	1.35	45.2	8.53	89.9	52.5	8.5	88	5.56	389	4.42
K286333		8.93	11.00	4.16	257	360	1.15	48.4	9.06	188.5	54.2	8.2	56	6.70	423	5.45
K286334		8.78	13.65	4.78	996	680	1.19	43.0	9.71	105.5	57.9	7.7	54	4.08	186.0	3.55
K286335		4.51	0.04	0.09	<5	20	0.08	0.13	20.5	0.55	1.81	1.2	2	0.21	3.9	0.42
K286336		8.70	8.79	4.08	639	480	1.31	31.8	10.05	70.7	48.2	4.8	41	4.41	213	3.92
K286337		8.57	2.02	4.95	254	850	1.38	18.25	9.06	106.0	50.0	6.3	65	3.29	176.5	2.95
K286338		8.60	0.27	4.83	232	760	1.13	3.34	8.59	7.57	53.4	7.4	63	2.78	130.0	2.15
K286339		8.10	0.71	5.14	94	620	1.18	5.40	10.35	24.8	60.6	7.6	80	3.24	112.5	2.96
K286340		8.09	1.02	4.80	161.5	590	1.02	8.22	9.26	13.05	59.3	5.8	59	3.38	86.1	2.74
K286341		9.16	4.33	4.90	2270	910	1.24	17.85	9.63	61.6	90.5	9.0	61	4.29	225	4.02
K286342		9.15	3.55	5.18	242	280	1.39	377	8.44	23.1	48.8	13.3	65	5.32	713	5.59
K286343		0.26	35.7	4.25	414	310	0.83	133.0	7.15	179.0	41.4	8.4	69	5.55	1085	5.26
K286344		8.53	4.08	4.83	441	1050	1.16	78.6	9.36	33.9	52.7	6.9	67	2.96	361	3.87
K286345		8.98	0.87	5.14	15.1	1310	1.17	3.35	8.43	7.60	58.8	5.1	66	2.50	144.0	2.39
K286346		8.69	53.9	4.12	43.4	520	1.09	173.0	9.96	109.0	43.7	5.9	45	2.71	357	5.22
K286347		8.39	17.70	4.31	334	500	1.09	56.4	8.91	61.0	44.2	4.9	59	4.70	384	2.76
K286348		7.46	3.73	4.82	1730	1010	1.08	23.3	7.50	73.6	47.7	9.0	58	4.96	556	3.73
K286349		7.64	1.10	5.26	1070	800	1.26	3.53	6.74	10.60	48.3	7.7	63	4.73	154.5	2.22
K286351		2.78	68.4	2.14	1180	270	0.30	143.5	6.41	411	24.4	17.8	12	2.60	1135	9.33
K286352		4.63	0.48	0.43	283	200	0.11	1.27	19.30	6.68	7.80	2.3	5	0.49	65.2	0.89
K286353		5.66	26.9	3.19	419	180	1.03	63.2	5.84	109.5	28.7	6.3	48	3.78	245	3.30
K286354		8.19	12.55	5.68	198.5	250	1.20	12.00	4.98	89.0	58.1	12.1	84	5.44	634	5.54
K286355		8.15	6.24	3.70	929	150	1.17	222	3.50	215	32.9	10.7	46	2.12	2000	12.15
K286356		0.20	35.4	4.03	412	410	0.97	122.0	6.85	178.5	41.5	8.5	70	6.09	1040	5.06
K286357		5.06	42.0	4.61	203	170	1.02	46.8	6.57	372	52.2	10.7	55	1.51	1870	11.10
K286358		4.15	5.94	5.72	365	580	1.27	6.49	8.76	19.05	63.1	10.3	60	3.43	416	5.78
K286359		8.16	1.13	6.00	426	700	1.27	3.89	6.97	15.40	59.1	12.1	60	4.27	299	5.14
K286360		<0.02	1.10	6.10	430	710	1.41	3.80	7.02	14.85	63.3	12.8	61	4.58	271	5.14
K286361		8.52	3.63	6.10	1150	820	1.41	9.23	7.33	15.65	58.9	12.8	76	5.91	322	5.14
K286362		8.26	5.88	5.51	1535	410	1.27	12.15	6.71	22.3	61.9	12.2	53	5.46	443	5.40
K286363		8.50	5.41	5.65	2080	980	1.28	13.85	8.23	25.8	54.8	10.7	60	6.19	276	4.61
K286364		8.33	1.21	5.89	609	990	1.37	34.0	7.60	10.25	61.2	11.0	62	9.05	380	4.52
K286365		3.83	1.01	5.67	483	1180	1.59	68.1	7.42	10.20	58.8	10.3	72	8.10	345	4.17
K286366		8.44	0.61	4.94	249	760	0.96	3.08	10.85	4.20	47.2	7.2	55	3.78	224	3.83
K286367		8.02	0.48	4.28	101	560	0.98	2.51	11.75	6.17	38.1	5.5	67	2.00	97.9	1.61
K286368		6.60	1.05	5.01	299	850	1.14	15.15	9.88	19.15	46.7	7.4	110	3.46	120.0	2.58

***** See Appendix Page for comments regarding this certificate *****

ALS Canada Ltd.
2103 Dollarton Hwy
North Vancouver BC V7H 0A7
Phone: 604 984 0221 Fax: 604 984 0218 www.alsglobal.com

To: **SILVER RANGE RESOURCES LTD.**
C/O ARCHER, CATHRO & ASSOCIATES (1981) LIMITED
1016-510 W HASTINGS ST
VANCOUVER BC V6B 1L8

Finalized Date: 23-JUL-2012
Account: RANSIL

Project: Keg-Main-Group 1

CERTIFICATE OF ANALYSIS WH12152629

Sample Description	Method	ME-MS61	ME-MS61	ME-MS61	ME-MS61	ME-MS61	ME-MS61	ME-MS61	ME-MS61	ME-MS61	ME-MS61	ME-MS61	ME-MS61	ME-MS61	ME-MS61	ME-MS61
	Analyte	Ga	Ge	Hf	In	K	La	Li	Mg	Mn	Mo	Na	Nb	Ni	P	Pb
	Units	ppm	ppm	ppm	ppm	%	ppm	ppm	%	ppm	ppm	%	ppm	ppm	ppm	ppm
	LOR	0.05	0.05	0.1	0.005	0.01	0.5	0.2	0.01	5	0.05	0.01	0.1	0.2	10	0.5
K286332		13.55	0.17	1.5	4.50	1.52	29.0	28.6	2.13	2310	18.05	0.20	9.5	57.9	2380	614
K286333		11.50	0.16	1.2	10.75	0.90	31.9	15.9	2.33	3350	5.10	0.20	8.6	35.6	1030	666
K286334		12.15	0.12	1.4	4.23	1.17	34.3	19.8	2.25	2710	2.78	0.21	9.5	36.7	870	1310
K286335		0.40	<0.05	<0.1	0.033	0.03	0.8	1.2	12.65	180	0.25	0.01	0.4	1.0	190	4.2
K286336		10.60	0.09	1.2	3.19	0.82	27.9	21.8	2.39	3900	1.90	0.17	8.0	24.2	980	836
K286337		13.50	0.10	1.7	6.12	1.46	25.9	25.8	2.83	1420	3.99	0.23	10.3	43.5	950	117.0
K286338		11.85	0.09	1.7	0.502	1.46	28.9	17.7	2.89	729	2.29	0.19	10.2	39.2	1000	13.8
K286339		13.45	0.13	1.8	1.660	1.46	34.9	19.9	3.48	1200	3.14	0.20	10.5	46.6	1330	37.4
K286340		11.50	0.09	1.5	0.757	1.31	35.3	17.7	2.96	1060	2.54	0.20	9.7	40.1	990	47.7
K286341		12.15	0.17	1.4	3.69	1.87	68.2	20.3	3.04	1620	2.44	0.24	9.6	37.0	910	178.0
K286342		13.20	0.23	1.6	1.350	2.92	24.8	18.2	3.20	881	1.91	0.27	10.5	47.5	910	112.5
K286343		11.00	0.27	1.3	8.29	1.67	22.7	30.5	2.17	1850	13.00	0.20	8.1	43.7	1210	2600
K286344		12.15	0.13	1.4	1.645	1.41	29.2	20.6	3.07	1350	2.33	0.23	10.2	37.3	830	318
K286345		13.05	0.11	1.6	0.308	2.05	33.0	17.3	3.06	749	2.07	0.28	11.1	43.1	760	44.1
K286346		11.15	0.25	1.2	3.90	1.11	24.5	16.6	2.49	3950	1.49	0.16	7.4	37.2	760	4670
K286347		10.65	0.10	1.3	1.955	0.56	23.2	23.2	2.64	1440	3.12	0.17	8.4	42.9	1010	1605
K286348		12.75	0.14	1.5	2.09	1.34	24.6	21.9	1.92	557	3.09	0.18	9.6	43.6	800	134.5
K286349		11.25	0.11	1.7	0.289	1.51	19.9	23.3	2.54	429	1.74	0.22	10.4	37.0	690	52.0
K286351		4.19	0.66	0.4	5.78	0.40	18.0	8.8	0.99	848	0.72	0.08	2.9	29.0	360	>10000
K286352		1.23	0.06	0.2	0.285	0.23	5.3	3.1	11.80	207	0.80	0.02	0.9	2.8	230	22.7
K286353		7.72	0.15	0.8	1.490	0.24	15.5	18.0	0.99	1300	1.51	0.15	4.5	28.8	490	4790
K286354		15.05	0.23	2.2	0.927	0.59	28.1	35.0	1.54	391	47.4	0.32	11.3	53.1	670	4470
K286355		11.05	0.32	1.2	13.40	1.62	14.6	10.0	1.44	510	27.5	0.16	7.1	51.1	560	230
K286356		12.30	0.27	1.4	9.06	1.59	22.8	36.9	2.13	1880	12.95	0.18	8.7	42.9	1150	2560
K286357		16.05	0.76	1.3	9.69	0.57	27.4	16.9	1.68	1210	67.3	0.24	9.9	73.0	690	>10000
K286358		16.15	0.17	2.0	0.577	1.60	34.0	14.8	1.91	988	73.1	0.45	11.9	110.0	760	560
K286359		15.60	0.18	2.2	0.564	2.65	30.8	15.7	1.80	451	47.8	0.60	12.2	87.1	760	65.7
K286360		16.35	0.17	2.2	0.550	2.71	32.8	17.1	1.80	459	49.6	0.61	12.8	91.6	780	39.9
K286361		15.95	0.16	2.1	0.438	2.72	30.5	17.7	1.91	536	51.2	0.75	12.5	89.7	800	253
K286362		15.55	0.18	2.0	0.600	2.22	32.0	14.6	1.77	598	45.8	0.72	12.1	76.1	760	416
K286363		14.50	0.15	1.9	1.010	2.36	28.8	23.0	1.83	948	45.5	0.63	11.3	78.7	780	369
K286364		15.75	0.16	2.0	0.698	2.61	31.9	23.3	1.76	881	50.7	0.50	12.6	81.0	820	44.3
K286365		15.40	0.16	1.9	0.724	2.51	30.2	22.4	1.67	867	49.3	0.48	12.1	78.9	760	20.8
K286366		13.05	0.09	1.7	0.505	1.57	24.7	13.0	1.50	1500	50.2	0.41	10.2	79.2	720	11.2
K286367		11.05	0.07	1.4	0.394	1.51	20.1	14.2	1.42	580	14.60	0.16	9.0	40.3	650	17.3
K286368		13.25	0.10	1.7	1.550	2.01	25.2	27.1	2.44	893	25.3	0.20	10.5	62.6	900	39.7

***** See Appendix Page for comments regarding this certificate *****

ALS Canada Ltd.
2103 Dollarton Hwy
North Vancouver BC V7H 0A7
Phone: 604 984 0221 Fax: 604 984 0218 www.alsglobal.com

To: **SILVER RANGE RESOURCES LTD.**
C/O ARCHER, CATHRO & ASSOCIATES (1981) LIMITED
1016-510 W HASTINGS ST
VANCOUVER BC V6B 1L8

Finalized Date: 23-JUL-2012
Account: RANSIL

Project: Keg-Main-Group 1

CERTIFICATE OF ANALYSIS WH12152629

Sample Description	Method	ME-MS61	ME-MS61	ME-MS61	ME-MS61	ME-MS61	ME-MS61	ME-MS61	ME-MS61	ME-MS61	ME-MS61	ME-MS61	ME-MS61	ME-MS61	ME-MS61	ME-MS61
	Analyte	Rb	Re	S	Sb	Sc	Se	Sn	Sr	Ta	Te	Th	Ti	Tl	U	V
	Units	ppm	ppm	%	ppm	ppm	ppm	ppm	ppm	ppm	ppm	ppm	%	ppm	ppm	ppm
	LOR	0.1	0.002	0.01	0.05	0.1	1	0.2	0.2	0.05	0.05	0.2	0.005	0.02	0.1	1
K286332		78.9	0.021	1.55	5.93	8.6	19	105.5	186.5	0.64	0.12	6.3	0.301	0.64	4.8	229
K286333		47.9	0.011	2.37	4.68	6.4	20	142.5	157.0	0.57	0.11	5.7	0.274	0.41	3.1	93
K286334		60.7	0.012	0.99	7.26	8.1	17	238	183.0	0.62	0.09	6.6	0.300	0.54	2.7	75
K286335		1.9	<0.002	<0.01	<0.05	0.3	1	0.5	45.7	<0.05	<0.05	<0.2	<0.005	<0.02	0.6	2
K286336		41.1	0.007	0.81	5.64	6.9	10	247	147.0	0.53	0.06	5.3	0.259	0.38	2.6	55
K286337		75.9	0.013	0.87	2.62	10.6	11	50.2	196.0	0.68	0.09	7.2	0.320	0.60	3.3	86
K286338		72.1	0.012	0.59	1.18	10.4	9	16.7	201	0.68	<0.05	7.1	0.317	0.56	3.1	76
K286339		72.6	0.018	0.62	1.91	10.0	11	15.6	207	0.70	<0.05	8.3	0.322	0.59	4.1	97
K286340		65.3	0.010	0.49	2.92	8.9	9	17.1	193.0	0.65	0.05	6.6	0.305	0.52	3.0	73
K286341		92.9	0.010	1.13	5.40	7.7	14	22.8	196.0	0.62	0.10	6.5	0.296	0.75	2.8	76
K286342		136.5	0.011	2.82	3.38	9.1	32	44.4	221	0.68	0.72	6.5	0.325	1.06	2.8	84
K286343		82.2	0.012	2.76	10.95	6.6	63	141.5	189.0	0.53	0.52	5.6	0.258	0.83	3.1	124
K286344		68.0	0.010	1.26	3.23	8.1	18	37.8	228	0.66	0.41	6.2	0.315	0.50	2.6	77
K286345		93.1	0.009	0.70	1.34	10.0	11	34.0	260	0.71	<0.05	7.4	0.340	0.67	2.7	81
K286346		49.5	0.006	2.18	7.39	5.6	53	>500	148.5	0.51	0.43	6.3	0.242	0.56	2.9	57
K286347		29.4	0.013	0.77	3.93	8.6	21	123.0	192.0	0.55	0.15	5.9	0.262	0.28	3.2	78
K286348		67.7	0.014	1.64	4.09	9.7	21	49.9	181.0	0.63	0.18	6.7	0.294	0.64	2.7	76
K286349		77.2	0.007	0.88	2.67	10.4	10	26.6	218	0.69	0.06	7.6	0.326	0.58	2.3	66
K286351		20.1	0.002	6.21	5.91	1.4	192	87.6	128.5	0.19	3.54	1.6	0.085	0.44	0.8	14
K286352		13.8	<0.002	0.26	0.38	0.8	4	10.6	55.6	0.07	<0.05	0.6	0.024	0.08	0.7	6
K286353		15.3	0.009	1.87	5.80	5.1	50	109.0	149.0	0.31	0.52	3.4	0.142	0.29	1.8	39
K286354		55.6	0.064	3.11	8.73	11.6	42	130.5	344	0.76	0.27	8.0	0.350	0.47	7.2	184
K286355		70.3	0.029	6.77	3.50	5.7	44	72.6	175.0	0.53	0.46	4.4	0.220	0.59	3.2	119
K286356		79.1	0.013	2.67	12.40	7.3	57	144.5	179.5	0.58	0.49	5.8	0.249	0.90	3.2	123
K286357		25.0	0.060	7.37	27.5	7.8	179	188.5	313	0.73	2.04	6.7	0.307	0.28	5.4	212
K286358		65.3	0.081	2.88	9.85	10.3	20	130.0	325	0.84	0.14	8.5	0.360	0.60	6.9	219
K286359		112.0	0.054	2.85	3.48	10.7	15	12.9	263	0.86	0.12	9.0	0.362	1.14	6.1	146
K286360		117.0	0.058	2.82	3.58	11.5	15	13.3	269	0.87	0.13	9.5	0.369	1.18	6.4	147
K286361		114.5	0.056	2.75	3.82	11.1	15	23.5	302	0.87	0.13	9.1	0.381	1.21	6.7	153
K286362		99.2	0.050	3.03	5.51	10.4	16	49.4	282	0.83	0.17	8.7	0.342	1.11	6.5	119
K286363		99.4	0.051	2.04	5.02	10.0	15	73.1	331	0.78	0.14	8.3	0.352	0.97	6.4	129
K286364		111.0	0.056	1.66	2.99	11.1	13	39.3	355	0.88	0.20	9.0	0.370	1.00	6.6	150
K286365		109.5	0.057	1.49	3.83	10.5	12	36.5	343	0.86	0.38	8.5	0.351	0.95	6.7	149
K286366		62.4	0.062	0.89	3.91	8.3	6	41.2	329	0.73	<0.05	7.2	0.313	0.56	5.3	198
K286367		62.5	0.019	0.52	4.52	7.4	7	17.1	269	0.60	0.05	6.2	0.255	0.52	3.8	148
K286368		76.2	0.039	0.68	4.72	9.9	10	32.9	304	0.73	0.15	7.7	0.326	0.64	5.2	246

***** See Appendix Page for comments regarding this certificate *****

ALS Canada Ltd.
2103 Dollarton Hwy
North Vancouver BC V7H 0A7
Phone: 604 984 0221 Fax: 604 984 0218 www.alsglobal.com

To: **SILVER RANGE RESOURCES LTD.**
C/O ARCHER, CATHRO & ASSOCIATES (1981) LIMITED
1016-510 W HASTINGS ST
VANCOUVER BC V6B 1L8

Finalized Date: 23-JUL-2012
Account: RANSIL

Project: Keg-Main-Group 1

CERTIFICATE OF ANALYSIS WH12152629

Sample Description	Method	ME-MS61	ME-MS61	ME-MS61	ME-MS61	Pb-OG62	Zn-OG62	Au-AA24	Sn-XRF05
	Analyte	W	Y	Zn	Zr	Pb	Zn	Au	Sn
	Units	ppm	ppm	ppm	ppm	%	%	ppm	ppm
	LOR	0.1	0.1	2	0.5	0.001	0.001	0.005	5
K286332		28.6	34.1	4190	56.1			0.007	147
K286333		39.5	28.0	8960	41.0			0.008	185
K286334		30.5	27.6	5010	45.0			<0.005	367
K286335		0.2	1.1	35	0.5			<0.005	5
K286336		26.6	23.2	3710	39.6			<0.005	311
K286337		6.2	26.8	5010	61.7			<0.005	58
K286338		6.5	28.2	399	62.2			<0.005	20
K286339		9.0	33.1	1220	64.0			<0.005	19
K286340		2.7	27.5	707	50.7			<0.005	20
K286341		20.3	27.5	2880	48.1			<0.005	35
K286342		3.4	27.4	1110	54.0			0.035	51
K286343		2.6	24.1	8780	47.2			0.006	177
K286344		6.8	27.7	1640	50.1			0.029	43
K286345		2.3	27.9	411	55.7			<0.005	36
K286346		14.4	23.7	5200	38.7			0.006	2390
K286347		3.6	25.0	3000	48.6			<0.005	184
K286348		0.8	24.8	3290	51.7			<0.005	57
K286349		1.2	27.0	491	59.1			<0.005	27
K286351		2.0	10.2	>10000	11.4	1.575	2.53	<0.005	137
K286352		0.2	3.3	315	7.0			<0.005	5
K286353		1.5	13.8	6140	27.1			<0.005	119
K286354		1.9	30.0	4770	81.6			<0.005	144
K286355		12.1	16.7	>10000	42.1		1.310	0.023	97
K286356		3.5	23.7	8190	50.7			0.007	178
K286357		2.9	25.9	>10000	44.7	1.645	2.95	<0.005	242
K286358		9.8	30.7	1220	73.5			<0.005	137
K286359		2.1	30.2	867	83.0			<0.005	19
K286360		2.1	31.9	807	86.0			<0.005	17
K286361		3.5	30.8	852	81.4			<0.005	28
K286362		11.3	32.8	1000	76.3			<0.005	56
K286363		11.0	29.7	1250	73.2			<0.005	80
K286364		3.3	32.1	542	74.2			0.016	49
K286365		3.1	31.2	532	69.6			0.032	41
K286366		1.4	24.7	312	59.3			<0.005	40
K286367		1.1	24.0	342	53.6			<0.005	21
K286368		1.3	30.0	1080	66.7			0.014	39

***** See Appendix Page for comments regarding this certificate *****

ALS Canada Ltd.
2103 Dollarton Hwy
North Vancouver BC V7H 0A7
Phone: 604 984 0221 Fax: 604 984 0218 www.alsglobal.com

To: **SILVER RANGE RESOURCES LTD.**
C/O ARCHER, CATHRO & ASSOCIATES (1981) LIMITED
1016-510 W HASTINGS ST
VANCOUVER BC V6B 1L8

Project: Keg-Main-Group 1

Finalized Date: 23-JUL-2012
Account: RANSIL

CERTIFICATE OF ANALYSIS WH12152629

Method	CERTIFICATE COMMENTS
ME-MS61	Interference: Ca>10% on ICP-MS As, ICP-AES results shown.
ME-MS61	REE's may not be totally soluble in this method.

ALS Canada Ltd.

2103 Dollarton Hwy
North Vancouver BC V7H 0A7
Phone: 604 984 0221 Fax: 604 984 0218 www.alsglobal.com

To: **SILVER RANGE RESOURCES LTD.**
C/O ARCHER, CATHRO & ASSOCIATES (1981) LIMITED
1016-510 W HASTINGS ST
VANCOUVER BC V6B 1L8

Finalized Date: 24-JUL-2012
Account: RANSIL

CERTIFICATE WH12153600

Project: Keg (Main - Group 1)

P.O. No.: Batch 26

This report is for 36 Drill Core samples submitted to our lab in Whitehorse, YT, Canada on 3-JUL-2012.

The following have access to data associated with this certificate:

MATT DUMALA	JOAN MARIACHER	

SAMPLE PREPARATION

ALS CODE	DESCRIPTION
WEI-21	Received Sample Weight
LOG-22	Sample login - Rcd w/o BarCode
CRU-31	Fine crushing - 70%<2mm
CRU-QC	Crushing QC Test
SPL-21	Split sample - riffle splitter
PUL-QC	Pulverizing QC Test
PUL-31	Pulverize split to 85%<75 um
LOG-22d	Sample login - Rcd w/o BarCode dup
SPL-21d	Split sample - duplicate
PUL-31d	Pulverize Split - duplicate
LOG-23	Pulp Login - Rcvd with Barcode

ANALYTICAL PROCEDURES

ALS CODE	DESCRIPTION	
ME-MS61	48 element four acid ICP-MS	
ME-OG62	Ore Grade Elements - Four Acid	ICP-AES
Zn-OG62	Ore Grade Zn - Four Acid	VARIABLE
Au-AA24	Au 50g FA AA finish	AAS
Sn-XRF05	Sn-Trace Level XRF Analysis	XRF

To: **SILVER RANGE RESOURCES LTD.**
ATTN: JOAN MARIACHER
C/O ARCHER, CATHRO & ASSOCIATES (1981) LIMITED
1016-510 W HASTINGS ST
VANCOUVER BC V6B 1L8

This is the Final Report and supersedes any preliminary report with this certificate number. Results apply to samples as submitted. All pages of this report have been checked and approved for release.

***** See Appendix Page for comments regarding this certificate *****

Signature: 

Colin Ramshaw, Vancouver Laboratory Manager

ALS Canada Ltd.
2103 Dollarton Hwy
North Vancouver BC V7H 0A7
Phone: 604 984 0221 Fax: 604 984 0218 www.alsglobal.com

To: **SILVER RANGE RESOURCES LTD.**
C/O ARCHER, CATHRO & ASSOCIATES (1981) LIMITED
1016-510 W HASTINGS ST
VANCOUVER BC V6B 1L8

Finalized Date: 24-JUL-2012
Account: RANSIL

Project: Keg (Main - Group 1)

CERTIFICATE OF ANALYSIS WH12153600

Sample Description	Method	WEI-21	ME-MS61	ME-MS61	ME-MS61	ME-MS61	ME-MS61	ME-MS61	ME-MS61	ME-MS61	ME-MS61	ME-MS61	ME-MS61	ME-MS61	ME-MS61	ME-MS61
	Analyte	Recvd Wt.	Ag	Al	As	Ba	Be	Bi	Ca	Cd	Ce	Co	Cr	Cs	Cu	Fe
	Units	kg	ppm	%	ppm	ppm	ppm	ppm	%	ppm	ppm	ppm	ppm	ppm	ppm	%
	LOR	0.02	0.01	0.01	0.2	10	0.05	0.01	0.01	0.02	0.01	0.1	1	0.05	0.2	0.01
K286369		7.34	1.25	4.67	99.8	670	1.46	14.30	8.88	7.93	50.6	6.2	80	2.43	107.5	2.06
K286370		2.35	30.4	5.09	19.3	530	2.07	39.2	5.59	210	49.5	17.8	59	4.88	896	5.71
K286371		0.19	24.3	3.85	1170	550	1.07	95.4	7.92	292	42.2	13.0	55	4.13	1800	5.81
K286372		8.46	1.58	4.61	34.9	520	1.40	6.14	7.35	7.25	53.7	7.0	64	4.33	122.5	2.16
K286373		8.68	0.85	4.66	89.9	640	1.29	7.32	7.59	109.0	51.7	10.6	74	2.67	162.0	2.42
K286374		8.04	0.50	4.34	42.4	690	1.42	6.91	4.68	63.7	47.4	10.0	80	4.28	109.5	2.31
K286375		7.52	0.48	5.01	22.0	810	1.75	0.82	2.72	0.77	50.5	9.3	83	7.76	97.4	2.32
K286376		8.00	0.56	6.14	7.5	1020	2.46	0.81	2.48	2.22	50.2	10.7	77	8.30	81.9	2.33
K286377		4.20	0.02	0.09	<5	20	0.07	0.06	20.0	0.10	1.37	0.6	1	0.18	2.0	0.43
K286378		7.84	1.10	3.86	75.2	770	1.16	3.50	5.96	1.80	41.9	8.2	75	2.65	93.4	2.06
K286379		8.36	0.41	4.31	70.1	810	1.34	0.82	8.19	1.05	46.3	7.3	62	3.20	76.1	1.90
K286380		9.06	0.52	4.68	57.8	830	1.36	4.53	7.90	0.69	48.9	7.6	67	3.21	85.2	2.10
K286381		7.85	0.44	4.32	111.5	900	1.13	1.57	8.84	2.48	55.3	7.6	60	3.69	95.7	1.96
K286382		7.68	0.30	4.36	47.9	870	1.33	1.28	5.09	0.29	43.6	6.5	72	3.81	96.0	1.65
K286383		3.48	0.30	4.22	45.6	800	1.42	1.47	5.65	0.26	45.8	7.2	65	3.85	100.5	1.77
K286384		4.53	14.70	4.63	47.8	1680	1.43	53.2	6.03	17.30	51.7	7.1	76	5.83	71.3	2.13
K286385		7.57	2.27	4.74	28.4	890	1.49	5.39	5.14	6.07	56.6	8.3	79	6.05	111.5	2.25
K286386		5.82	1.04	4.86	100.0	1370	1.40	2.71	6.76	12.15	56.2	9.1	61	7.89	76.2	2.31
K286387		6.25	0.45	5.46	52	1140	1.43	1.42	10.75	26.3	58.2	6.6	51	13.65	43.8	2.89
K286388		0.19	14.85	4.71	153.5	1480	1.11	49.2	8.51	63.8	50.2	7.0	68	5.68	797	3.71
K286389		7.15	1.39	4.62	45	750	1.23	15.05	11.20	89.6	51.1	6.0	48	9.46	46.3	2.78
K286390		8.65	0.33	5.03	42.6	850	1.16	1.94	9.86	29.6	57.8	4.9	60	11.90	31.8	2.67
K286391		7.42	0.38	5.29	28.9	1040	1.12	1.06	8.21	4.59	57.7	6.7	57	9.21	69.1	2.35
K286392		7.56	0.20	4.59	32	420	0.92	1.76	11.55	57.7	55.5	6.0	51	12.30	43.1	3.23
K286393		8.07	0.36	5.13	21.5	970	1.35	1.14	7.20	118.0	54.2	10.7	78	9.88	178.5	3.40
K286394		8.29	0.22	4.68	17.9	670	1.37	1.39	9.65	169.5	53.0	8.4	52	9.06	91.5	4.01
K286395		3.92	0.01	0.13	<5	20	0.11	0.05	21.5	3.37	2.53	1.8	2	0.50	4.3	0.48
K286396		7.93	0.14	4.73	41.3	1980	0.96	0.74	7.39	51.1	60.4	5.1	66	8.49	41.4	2.11
K286397		7.56	0.42	5.42	31.2	1890	1.36	1.51	7.19	8.85	60.4	7.6	68	7.88	74.2	2.29
K286398		7.72	1.08	5.64	11.0	1770	1.34	3.79	5.58	13.45	62.5	8.7	73	5.30	131.5	2.63
K286399		8.16	0.73	5.14	8.5	2160	1.08	8.48	5.84	20.1	51.2	7.4	69	4.07	148.5	2.68
K286400		<0.02	0.70	5.06	8.2	2150	1.03	7.31	5.73	19.85	49.9	7.2	68	4.01	143.0	2.61
K286401		7.97	0.60	5.56	10.2	1430	1.29	10.05	5.18	28.8	58.3	8.9	85	3.93	185.5	2.90
K286402		7.01	0.47	6.12	19.7	1190	1.47	10.20	5.34	43.4	61.7	10.7	90	6.24	237	3.18
K286403		8.33	0.44	6.25	15.0	1070	1.55	2.85	4.98	20.2	57.5	10.2	104	4.93	149.0	2.88
K286404		7.62	0.38	5.55	11.2	650	1.40	10.25	6.01	28.2	59.1	9.1	89	4.25	210	3.21

***** See Appendix Page for comments regarding this certificate *****

ALS Canada Ltd.
2103 Dollarton Hwy
North Vancouver BC V7H 0A7
Phone: 604 984 0221 Fax: 604 984 0218 www.alsglobal.com

To: **SILVER RANGE RESOURCES LTD.**
C/O ARCHER, CATHRO & ASSOCIATES (1981) LIMITED
1016-510 W HASTINGS ST
VANCOUVER BC V6B 1L8

Finalized Date: 24-JUL-2012
Account: RANSIL

Project: Keg (Main - Group 1)

CERTIFICATE OF ANALYSIS WH12153600

Sample Description	Method	ME-MS61	ME-MS61	ME-MS61	ME-MS61	ME-MS61	ME-MS61	ME-MS61	ME-MS61	ME-MS61	ME-MS61	ME-MS61	ME-MS61	ME-MS61	ME-MS61	ME-MS61
	Analyte	Ga	Ge	Hf	In	K	La	Li	Mg	Mn	Mo	Na	Nb	Ni	P	Pb
	Units	ppm	ppm	ppm	ppm	%	ppm	ppm	%	ppm	ppm	%	ppm	ppm	ppm	ppm
	LOR	0.05	0.05	0.1	0.005	0.01	0.5	0.2	0.01	5	0.05	0.01	0.1	0.2	10	0.5
K286369		11.85	0.12	2.2	0.405	1.33	23.3	21.7	2.25	582	10.00	0.20	9.7	41.4	740	146.5
K286370		12.60	0.37	1.8	3.59	1.84	25.3	39.7	1.73	462	13.70	0.20	9.1	74.6	520	8780
K286371		10.45	0.22	1.3	21.6	1.35	21.3	29.3	2.05	2530	13.75	0.16	7.3	46.1	830	1440
K286372		11.40	0.14	1.9	0.258	1.38	26.3	21.1	2.24	598	8.61	0.20	9.5	39.4	610	262
K286373		10.45	0.17	2.0	8.17	1.69	25.7	20.5	2.51	591	4.01	0.18	9.0	45.7	620	25.3
K286374		12.15	0.17	2.7	4.31	1.80	26.7	40.9	1.83	386	7.05	0.20	7.9	56.5	750	8.9
K286375		13.90	0.14	2.3	0.057	2.05	25.7	65.9	1.55	123	6.27	0.30	8.7	50.2	610	8.5
K286376		16.15	0.12	2.4	0.064	3.45	26.9	69.7	1.22	118	5.87	0.57	9.7	47.9	560	8.9
K286377		0.25	0.05	<0.1	0.008	0.04	0.6	1.3	12.55	179	0.15	0.01	0.2	1.9	190	1.8
K286378		9.55	0.16	1.9	0.063	1.71	24.0	16.8	1.95	296	5.07	0.19	7.3	51.1	880	29.3
K286379		10.40	0.12	1.8	0.063	2.08	24.4	23.4	2.47	359	3.43	0.23	8.7	39.6	590	7.7
K286380		11.05	0.14	1.9	0.053	1.91	23.5	17.5	2.51	522	4.51	0.26	9.2	43.2	600	18.7
K286381		10.25	0.18	1.8	0.181	1.85	28.5	32.2	2.35	460	3.78	0.18	8.6	34.3	600	7.2
K286382		10.55	0.14	1.8	0.044	1.95	19.3	26.3	2.08	241	5.08	0.18	7.7	35.7	510	5.7
K286383		11.50	0.16	1.9	0.033	1.81	20.4	28.6	2.10	245	5.30	0.18	8.2	38.2	480	5.8
K286384		12.40	0.19	2.0	0.202	2.96	26.8	29.0	2.35	947	27.3	0.34	9.7	53.2	1760	460
K286385		12.15	0.17	2.3	0.047	2.43	30.3	22.4	1.76	645	72.8	0.51	9.6	79.4	1750	126.5
K286386		11.80	0.14	2.8	0.156	2.67	28.7	21.8	1.87	990	12.10	0.27	10.3	47.0	1530	46.4
K286387		14.20	0.08	2.0	0.713	1.75	31.5	38.2	2.59	1720	6.83	0.14	11.1	43.5	2120	14.0
K286388		11.70	0.14	1.7	2.53	2.01	26.8	37.6	2.31	1760	12.80	0.24	9.5	45.9	1190	1045
K286389		12.60	0.08	1.7	2.18	1.07	27.3	39.9	2.37	1940	8.96	0.13	10.2	35.1	1500	53.8
K286390		13.60	0.09	1.9	0.745	1.47	32.5	36.5	2.74	1860	13.35	0.25	11.1	41.5	2020	10.8
K286391		12.55	0.09	2.2	0.131	2.28	31.4	28.7	1.96	1220	20.5	0.32	11.2	41.6	1560	11.2
K286392		13.35	0.09	1.6	1.540	0.45	31.8	43.5	2.56	2270	10.50	0.12	10.0	35.9	2570	6.0
K286393		14.15	0.12	2.1	3.59	2.21	30.6	33.1	1.90	1020	10.15	0.43	11.3	57.0	2390	6.5
K286394		13.15	0.12	1.5	5.01	0.94	29.2	40.2	2.68	1850	10.10	0.18	10.1	39.3	1800	2.8
K286395		0.71	<0.05	<0.1	0.103	0.05	1.3	2.8	13.15	208	0.36	0.01	0.6	2.1	260	2.0
K286396		10.40	0.08	2.2	1.390	2.43	33.5	26.9	1.98	1150	34.0	0.15	10.2	47.0	2410	4.5
K286397		12.35	0.10	2.2	0.242	3.28	32.8	19.1	2.34	947	19.95	0.34	11.6	52.9	1820	16.9
K286398		12.85	0.13	2.4	0.220	3.26	34.0	25.8	1.89	534	64.2	0.52	12.2	68.0	1600	47.0
K286399		11.05	0.10	2.3	0.436	3.06	27.7	49.2	1.80	624	42.7	0.36	12.1	49.6	1340	25.6
K286400		10.75	0.09	2.1	0.454	3.02	26.8	47.8	1.76	610	40.9	0.35	11.7	47.6	1300	23.9
K286401		12.60	0.11	2.4	0.535	3.06	31.6	45.8	1.79	508	81.3	0.46	12.4	74.6	1540	17.1
K286402		13.35	0.13	2.7	0.633	3.72	33.6	22.6	1.96	466	108.5	0.41	12.8	98.1	1520	12.0
K286403		14.75	0.14	2.6	0.292	3.18	31.4	15.3	1.89	422	98.4	0.69	13.2	93.0	1190	11.8
K286404		12.50	0.14	2.5	0.725	2.17	33.0	12.8	1.93	483	35.1	0.48	11.5	68.0	1880	10.4

***** See Appendix Page for comments regarding this certificate *****

ALS Canada Ltd.
2103 Dollarton Hwy
North Vancouver BC V7H 0A7
Phone: 604 984 0221 Fax: 604 984 0218 www.alsglobal.com

To: **SILVER RANGE RESOURCES LTD.**
C/O ARCHER, CATHRO & ASSOCIATES (1981) LIMITED
1016-510 W HASTINGS ST
VANCOUVER BC V6B 1L8

Finalized Date: 24-JUL-2012
Account: RANSIL

Project: Keg (Main - Group 1)

CERTIFICATE OF ANALYSIS WH12153600

Sample Description	Method	ME-MS61	ME-MS61	ME-MS61	ME-MS61	ME-MS61	ME-MS61	ME-MS61	ME-MS61	ME-MS61	ME-MS61	ME-MS61	ME-MS61	ME-MS61	ME-MS61	ME-MS61
	Analyte	Rb	Re	S	Sb	Sc	Se	Sn	Sr	Ta	Te	Th	Ti	Tl	U	V
	Units	ppm	ppm	%	ppm	ppm	ppm	ppm	ppm	ppm	ppm	ppm	%	ppm	ppm	ppm
	LOR	0.1	0.002	0.01	0.05	0.1	1	0.2	0.2	0.05	0.05	0.2	0.005	0.02	0.1	1
K286369		62.9	0.030	0.74	1.71	10.2	13	35.5	259	0.73	0.11	7.7	0.299	0.53	4.0	131
K286370		91.1	0.024	3.52	7.42	9.6	108	48.2	281	0.60	0.26	7.2	0.275	0.97	3.6	217
K286371		64.4	0.021	2.76	8.02	6.6	51	213	153.5	0.52	0.40	5.9	0.245	0.76	3.5	104
K286372		64.8	0.023	0.67	1.87	9.5	10	27.9	228	0.68	0.05	7.8	0.297	0.53	3.6	143
K286373		68.2	0.026	1.07	2.19	9.5	18	13.5	207	0.64	0.09	7.4	0.284	0.60	3.4	99
K286374		96.4	0.046	1.07	2.81	13.4	16	9.0	186.0	0.56	0.09	6.9	0.250	0.80	5.0	117
K286375		117.5	0.028	1.03	1.59	14.2	12	3.1	166.5	0.58	0.18	8.1	0.275	1.06	4.5	113
K286376		153.5	0.014	1.13	1.75	14.0	11	1.9	217	0.69	0.11	9.5	0.287	1.49	4.4	99
K286377		1.7	0.005	0.02	<0.05	0.3	<1	0.5	43.9	<0.05	<0.05	<0.2	<0.005	<0.02	0.7	3
K286378		72.7	0.030	0.82	1.76	10.2	13	4.7	232	0.47	0.15	5.7	0.228	0.62	4.0	100
K286379		94.6	0.019	0.63	1.60	9.5	10	5.3	234	0.58	0.11	6.7	0.262	0.74	3.2	85
K286380		86.4	0.027	0.63	2.30	9.3	10	21.3	202	0.67	0.10	7.7	0.291	0.73	3.6	102
K286381		81.9	0.027	0.59	2.24	9.5	11	7.8	216	0.64	0.09	7.0	0.278	0.78	3.0	92
K286382		91.2	0.036	0.66	1.73	10.7	12	5.2	226	0.58	0.08	6.5	0.263	0.77	3.2	120
K286383		91.9	0.029	0.85	2.12	11.3	12	5.4	215	0.55	0.10	6.4	0.257	0.73	3.3	120
K286384		139.0	0.026	0.56	3.32	8.8	20	55.2	229	0.68	0.21	8.0	0.305	1.54	4.4	256
K286385		113.0	0.053	0.88	2.94	9.1	12	68.3	231	0.67	<0.05	7.7	0.308	1.17	8.3	527
K286386		126.0	0.015	0.46	3.48	8.6	7	97.6	244	0.76	0.05	8.6	0.337	1.31	3.9	176
K286387		76.5	0.007	0.18	4.58	8.4	5	162.5	215	0.80	<0.05	8.4	0.356	0.67	3.8	163
K286388		94.1	0.017	1.11	8.46	8.6	27	142.5	221	0.66	0.27	7.1	0.295	0.88	3.7	141
K286389		47.9	0.008	0.63	4.86	7.6	8	183.5	197.5	0.75	0.08	7.4	0.345	0.40	3.4	140
K286390		64.9	0.012	0.47	4.01	8.8	5	146.5	260	0.77	<0.05	8.0	0.353	0.58	3.7	181
K286391		103.0	0.015	0.51	3.83	8.8	6	105.0	264	0.81	<0.05	8.3	0.357	0.96	4.2	250
K286392		22.8	0.008	0.65	5.00	7.4	6	221	206	0.69	<0.05	7.1	0.319	0.19	3.6	147
K286393		111.0	0.016	1.58	5.14	9.9	14	79.6	223	0.80	<0.05	8.7	0.356	1.18	4.1	176
K286394		41.5	0.009	1.79	6.68	7.5	11	97.8	226	0.72	<0.05	7.2	0.328	0.36	3.5	151
K286395		3.1	<0.002	0.01	0.14	0.6	1	2.1	55.5	<0.05	<0.05	0.3	0.006	0.02	0.7	3
K286396		109.5	0.029	0.51	3.83	6.9	6	79.2	286	0.77	<0.05	8.4	0.346	0.98	5.2	302
K286397		143.0	0.019	0.69	3.19	9.4	7	52.0	309	0.84	<0.05	8.7	0.349	1.28	4.7	249
K286398		131.5	0.043	1.19	3.57	9.7	13	20.4	301	0.87	0.07	9.2	0.380	1.27	7.1	563
K286399		121.0	0.022	1.13	3.77	8.2	11	31.9	272	0.88	0.07	8.9	0.383	1.13	5.4	323
K286400		118.0	0.022	1.10	3.76	7.9	11	32.4	267	0.86	0.07	8.7	0.374	1.11	5.2	316
K286401		117.0	0.050	1.40	3.29	9.2	15	24.5	296	0.89	0.08	9.1	0.384	1.05	7.8	696
K286402		136.5	0.068	1.63	4.54	10.5	19	16.7	305	0.93	0.10	9.7	0.403	1.24	10.5	1060
K286403		127.0	0.059	1.51	2.86	11.0	17	12.8	282	0.96	0.07	9.8	0.400	1.22	9.0	1030
K286404		84.4	0.021	1.62	2.37	9.6	16	16.3	247	0.85	0.11	9.1	0.358	0.84	6.7	359

***** See Appendix Page for comments regarding this certificate *****

ALS Canada Ltd.
2103 Dollarton Hwy
North Vancouver BC V7H 0A7
Phone: 604 984 0221 Fax: 604 984 0218 www.alsglobal.com

To: **SILVER RANGE RESOURCES LTD.**
C/O ARCHER, CATHRO & ASSOCIATES (1981) LIMITED
1016-510 W HASTINGS ST
VANCOUVER BC V6B 1L8

Finalized Date: 24-JUL-2012
Account: RANSIL

Project: Keg (Main - Group 1)

CERTIFICATE OF ANALYSIS WH12153600

Sample Description	Method	ME-MS61	ME-MS61	ME-MS61	ME-MS61	Zn-OG62	Au-AA24	Sn-XRF05
	Analyte	W	Y	Zn	Zr	Zn	Au	Sn
	Units	ppm	ppm	ppm	ppm	%	ppm	ppm
	LOR	0.1	0.1	2	0.5	0.001	0.005	5
K286369		1.2	27.6	437	65.0		0.006	38
K286370		3.6	22.4	>10000	55.9	1.155	0.005	77
K286371		5.8	20.2	>10000	35.4	1.455	0.016	270
K286372		1.5	25.9	406	58.6		<0.005	33
K286373		1.0	24.7	5120	54.2		0.005	22
K286374		1.0	29.8	2920	82.2		0.006	15
K286375		1.1	26.9	86	86.9		0.007	<5
K286376		1.7	20.9	132	81.9		0.005	<5
K286377		0.1	0.9	17	<0.5		<0.005	<5
K286378		0.8	26.1	119	57.9		<0.005	6
K286379		0.9	23.9	85	56.3		<0.005	6
K286380		1.1	25.1	98	55.9		<0.005	22
K286381		1.8	24.9	169	54.2		<0.005	9
K286382		0.7	22.1	39	59.3		<0.005	7
K286383		0.8	23.4	36	58.1		<0.005	7
K286384		1.4	30.2	1060	64.3		0.010	65
K286385		1.5	34.7	451	73.8		<0.005	76
K286386		1.4	31.5	848	64.4		<0.005	104
K286387		1.7	33.5	1710	67.1		<0.005	164
K286388		2.8	27.6	3270	58.0		0.005	169
K286389		39.6	29.3	5790	54.1		0.005	202
K286390		2.1	35.5	1920	64.9		<0.005	149
K286391		1.5	33.5	368	78.5		<0.005	109
K286392		3.1	34.6	3770	49.5		<0.005	229
K286393		1.6	31.6	6680	75.4		<0.005	94
K286394		1.7	30.8	9510	46.2		<0.005	121
K286395		0.2	1.7	59	1.4		<0.005	<5
K286396		1.4	38.3	3020	71.7		<0.005	87
K286397		1.4	36.9	557	78.5		<0.005	54
K286398		1.9	38.5	844	89.5		<0.005	25
K286399		2.2	31.6	1180	80.8		<0.005	36
K286400		2.1	30.6	1160	77.0		<0.005	37
K286401		1.9	36.5	1760	88.6		<0.005	29
K286402		2.0	39.2	2580	97.1		0.008	23
K286403		2.2	34.7	1220	98.5		<0.005	16
K286404		4.7	37.1	1510	90.7		0.005	20

***** See Appendix Page for comments regarding this certificate *****

ALS Canada Ltd.
2103 Dollarton Hwy
North Vancouver BC V7H 0A7
Phone: 604 984 0221 Fax: 604 984 0218 www.alsglobal.com

To: **SILVER RANGE RESOURCES LTD.**
C/O ARCHER, CATHRO & ASSOCIATES (1981) LIMITED
1016-510 W HASTINGS ST
VANCOUVER BC V6B 1L8

Finalized Date: 24-JUL-2012
Account: RANSIL

Project: Keg (Main - Group 1)

CERTIFICATE OF ANALYSIS WH12153600

Method	CERTIFICATE COMMENTS
ME-MS61	Interference: Ca>10% on ICP-MS As, ICP-AES results shown.
ME-MS61	REE's may not be totally soluble in this method.

ALS Canada Ltd.

2103 Dollarton Hwy
North Vancouver BC V7H 0A7
Phone: 604 984 0221 Fax: 604 984 0218 www.alsglobal.com

To: **SILVER RANGE RESOURCES LTD.**
C/O ARCHER, CATHRO & ASSOCIATES (1981) LIMITED
1016-510 W HASTINGS ST
VANCOUVER BC V6B 1L8

Finalized Date: 25-JUL-2012
Account: RANSIL

CERTIFICATE WH12153601

Project: Hammer - Keg

P.O. No.: Batch 7

This report is for 36 Drill Core samples submitted to our lab in Whitehorse, YT, Canada on 3-JUL-2012.

The following have access to data associated with this certificate:

MATT DUMALA	JOAN MARIACHER	

SAMPLE PREPARATION

ALS CODE	DESCRIPTION
WEI-21	Received Sample Weight
LOG-22	Sample login - Rcd w/o BarCode
CRU-31	Fine crushing - 70%<2mm
CRU-QC	Crushing QC Test
SPL-21	Split sample - riffle splitter
PUL-QC	Pulverizing QC Test
PUL-31	Pulverize split to 85%<75 um
LOG-22d	Sample login - Rcd w/o BarCode dup
SPL-21d	Split sample - duplicate
PUL-31d	Pulverize Split - duplicate
LOG-23	Pulp Login - Rcvd with Barcode

ANALYTICAL PROCEDURES

ALS CODE	DESCRIPTION	
ME-MS61	48 element four acid ICP-MS	
Ag-OG62	Ore Grade Ag - Four Acid	VARIABLE
ME-OG62	Ore Grade Elements - Four Acid	ICP-AES
Pb-OG62	Ore Grade Pb - Four Acid	VARIABLE
Zn-OG62	Ore Grade Zn - Four Acid	VARIABLE
Ag-GRA21	Ag 30g FA-GRAV finish	WST-SIM
Au-AA24	Au 50g FA AA finish	AAS
Sn-XRF05	Sn-Trace Level XRF Analysis	XRF

To: **SILVER RANGE RESOURCES LTD.**
ATTN: JOAN MARIACHER
C/O ARCHER, CATHRO & ASSOCIATES (1981) LIMITED
1016-510 W HASTINGS ST
VANCOUVER BC V6B 1L8

This is the Final Report and supersedes any preliminary report with this certificate number. Results apply to samples as submitted. All pages of this report have been checked and approved for release.

***** See Appendix Page for comments regarding this certificate *****

Signature: 

Colin Ramshaw, Vancouver Laboratory Manager

ALS Canada Ltd.
2103 Dollarton Hwy
North Vancouver BC V7H 0A7
Phone: 604 984 0221 Fax: 604 984 0218 www.alsglobal.com

To: **SILVER RANGE RESOURCES LTD.**
C/O ARCHER, CATHRO & ASSOCIATES (1981) LIMITED
1016-510 W HASTINGS ST
VANCOUVER BC V6B 1L8

Finalized Date: 25-JUL-2012
Account: RANSIL

Project: Hammer - Keg

CERTIFICATE OF ANALYSIS WH12153601

Sample Description	Method	WEI-21	ME-MS61	ME-MS61	ME-MS61	ME-MS61	ME-MS61	ME-MS61	ME-MS61	ME-MS61	ME-MS61	ME-MS61	ME-MS61	ME-MS61	ME-MS61	ME-MS61
	Analyte	Recvd Wt.	Ag	Al	As	Ba	Be	Bi	Ca	Cd	Ce	Co	Cr	Cs	Cu	Fe
	Units	kg	ppm	%	ppm	ppm	ppm	ppm	%	ppm	ppm	ppm	ppm	ppm	ppm	%
	LOR	0.02	0.01	0.01	0.2	10	0.05	0.01	0.01	0.02	0.01	0.1	1	0.05	0.2	0.01
L845717		2.28	0.33	7.36	28.3	460	3.86	0.59	0.19	0.08	73.1	1.3	9	16.10	3.1	1.42
L845718		6.23	0.37	7.90	49.7	590	4.45	0.81	0.27	0.05	86.1	3.1	12	17.25	4.8	1.13
L845719		5.76	0.17	7.94	9.5	530	4.50	0.64	0.34	0.02	77.6	2.4	10	19.95	4.2	1.19
L845720		3.67	0.01	0.10	<5	40	0.11	0.03	21.4	0.06	2.10	1.6	1	0.34	1.8	0.46
L845721		6.87	0.08	7.75	0.7	620	4.76	0.76	0.96	0.02	87.8	2.5	13	12.80	6.2	1.67
L845722		6.84	0.06	7.85	3.2	620	4.82	0.95	1.24	0.03	92.7	2.8	14	13.00	4.9	1.66
L845723		3.64	0.07	7.64	0.7	610	4.87	0.55	0.65	0.03	91.2	2.7	13	13.10	3.5	1.58
L845724		3.32	0.21	7.78	52.2	540	4.31	1.06	0.23	0.03	77.8	2.0	11	19.60	4.8	1.35
L845725		3.37	0.10	7.92	4.4	620	3.82	0.59	0.19	<0.02	78.8	2.5	11	15.10	5.0	0.81
L845726		0.23	58.2	4.86	2560	570	0.87	4.22	6.87	129.0	31.7	12.7	45	3.25	980	3.71
L845727		6.07	0.18	7.50	6.4	550	3.97	0.85	0.31	0.10	76.3	2.2	10	18.75	2.3	1.04
L845728		7.21	0.12	7.62	0.8	580	4.96	1.40	1.17	0.04	81.4	2.2	9	10.10	4.5	1.38
L845729		2.50	0.15	7.84	2.0	600	4.41	1.26	0.49	<0.02	81.2	1.9	10	10.15	14.9	1.18
L845730		4.72	0.21	7.56	16.7	570	4.47	0.59	0.33	0.02	79.1	2.4	8	20.7	1.9	1.34
L845731		3.31	0.28	7.43	44.0	430	4.35	0.54	0.21	<0.02	76.0	2.6	9	19.00	10.2	1.13
L845732		4.16	0.07	7.90	2.3	540	5.44	0.94	0.94	<0.02	79.7	2.0	10	16.70	3.3	1.31
L845733		3.53	0.04	7.42	3.5	550	4.82	0.72	1.02	0.03	82.0	2.4	11	15.90	7.1	1.49
L845734		1.68	0.02	7.27	2.3	530	4.80	1.14	0.98	0.02	86.7	2.6	12	16.65	11.7	1.54
L845735		6.53	0.13	7.92	1.5	600	6.00	0.64	1.15	0.04	77.2	2.5	14	11.10	15.5	1.45
L845736		6.45	0.21	7.51	5.6	570	5.75	0.57	0.96	0.04	80.9	2.2	9	9.55	5.3	1.34
L845737		0.04	>100	0.26	>10000	150	0.11	0.10	0.01	259	4.03	0.5	14	0.38	3800	12.80
L845738		7.06	3.30	7.50	53.8	560	5.53	0.81	1.08	0.27	81.4	2.1	10	11.85	5.4	1.33
L845739		6.62	0.49	7.61	13.8	580	6.88	0.78	1.08	0.06	82.6	2.3	9	17.50	1.4	1.38
L845740		4.00	0.27	7.56	4.3	600	6.17	0.62	0.94	0.05	85.6	2.2	9	12.95	1.1	1.51
L845741		1.51	0.24	7.70	6.6	600	4.04	0.88	0.28	0.25	90.6	2.7	7	23.2	4.3	1.17
L845742		4.59	0.48	7.33	16.7	450	3.96	0.78	0.19	0.23	78.2	1.6	7	18.65	2.1	0.92
L845743		2.11	1.59	7.42	36.0	300	4.75	0.72	0.13	0.38	82.7	1.8	9	18.40	17.2	1.78
L845744		2.15	23.3	5.81	265	150	4.45	0.42	0.09	2.64	63.9	3.4	7	22.8	28.0	2.73
L845745		<0.02	20.6	6.25	276	160	4.52	0.43	0.09	2.29	69.5	3.5	7	23.2	24.5	2.85
L845746		4.49	0.35	7.77	5.8	580	5.00	0.51	0.67	0.57	85.3	2.1	8	21.3	2.3	1.49
L845747		3.67	0.06	0.10	<5	20	0.06	0.02	21.7	0.06	1.74	1.2	<1	0.27	2.0	0.45
L845748		7.61	0.10	7.92	1.9	520	5.27	0.63	1.14	0.04	78.6	2.7	12	9.00	4.5	1.55
L845749		3.64	0.34	7.50	18.7	480	5.02	0.55	0.85	0.15	73.3	2.6	10	16.45	4.8	1.50
L845750		2.22	0.87	7.76	82.9	520	5.37	0.60	0.41	0.16	71.6	2.5	10	14.45	6.7	1.31
L845751		2.42	0.48	7.38	9.4	480	5.22	0.66	0.97	0.11	71.0	2.5	9	19.70	1.9	1.53
L845752		5.04	0.11	7.46	1.3	550	5.71	0.48	1.28	0.03	71.5	2.5	11	16.30	1.9	1.50

***** See Appendix Page for comments regarding this certificate *****

ALS Canada Ltd.
2103 Dollarton Hwy
North Vancouver BC V7H 0A7
Phone: 604 984 0221 Fax: 604 984 0218 www.alsglobal.com

To: **SILVER RANGE RESOURCES LTD.**
C/O ARCHER, CATHRO & ASSOCIATES (1981) LIMITED
1016-510 W HASTINGS ST
VANCOUVER BC V6B 1L8

Finalized Date: 25-JUL-2012
Account: RANSIL

Project: Hammer - Keg

CERTIFICATE OF ANALYSIS WH12153601

Sample Description	Method	ME-MS61	ME-MS61	ME-MS61	ME-MS61	ME-MS61	ME-MS61	ME-MS61	ME-MS61	ME-MS61	ME-MS61	ME-MS61	ME-MS61	ME-MS61	ME-MS61	ME-MS61
	Analyte	Ga	Ge	Hf	In	K	La	Li	Mg	Mn	Mo	Na	Nb	Ni	P	Pb
	Units	ppm	ppm	ppm	ppm	%	ppm	ppm	%	ppm	ppm	%	ppm	ppm	ppm	ppm
	LOR	0.05	0.05	0.1	0.005	0.01	0.5	0.2	0.01	5	0.05	0.01	0.1	0.2	10	0.5
L845717		23.6	0.08	2.1	0.038	3.91	36.8	155.0	0.23	278	0.37	0.32	9.6	1.7	500	41.2
L845718		25.4	0.11	2.4	0.035	4.07	42.9	136.5	0.26	94	0.31	0.56	10.7	3.2	560	48.0
L845719		26.2	0.11	2.2	0.049	4.12	38.6	138.5	0.27	139	0.31	0.52	9.4	2.3	510	40.9
L845720		0.69	0.07	<0.1	<0.005	0.05	1.0	3.3	13.25	195	0.14	0.01	0.6	1.9	210	1.9
L845721		24.0	0.13	2.3	0.054	4.00	44.1	70.0	0.38	554	0.28	1.95	10.6	2.6	510	42.7
L845722		24.0	0.16	2.4	0.037	3.97	46.0	72.3	0.45	297	0.32	1.99	10.9	2.9	540	42.9
L845723		24.0	0.15	2.3	0.040	3.99	44.8	58.3	0.34	254	0.27	1.84	10.9	2.6	490	43.8
L845724		24.4	0.14	2.4	0.041	4.21	37.5	190.5	0.25	82	0.51	0.28	10.5	2.5	500	40.6
L845725		23.8	0.12	2.3	0.037	4.00	38.3	87.8	0.23	93	0.25	0.12	10.7	2.4	500	40.5
L845726		11.85	0.12	1.4	0.094	1.32	16.6	21.7	0.68	2730	5.48	1.22	4.3	27.5	630	>10000
L845727		22.5	0.09	2.2	0.036	3.97	37.9	192.0	0.24	408	0.26	0.32	10.5	2.3	510	52.7
L845728		22.6	0.12	2.4	0.028	3.99	40.7	56.3	0.34	277	0.56	1.95	11.6	2.1	540	48.0
L845729		24.8	0.11	2.2	0.042	4.23	40.4	113.5	0.31	167	0.21	1.27	11.2	2.0	620	44.2
L845730		22.5	0.11	2.2	0.031	4.18	35.1	155.5	0.22	509	0.28	0.27	12.0	1.8	530	46.0
L845731		23.5	0.10	1.9	0.034	3.93	33.6	202	0.26	680	0.30	0.08	10.6	2.0	530	41.0
L845732		22.8	0.12	2.2	0.033	3.94	39.7	55.9	0.27	265	0.28	1.73	12.1	2.0	580	40.7
L845733		22.9	0.13	2.2	0.033	3.84	40.3	85.8	0.28	232	0.24	1.50	11.8	3.4	550	43.6
L845734		22.6	0.14	2.2	0.037	3.73	43.8	82.4	0.30	231	0.22	1.45	12.4	3.6	530	42.8
L845735		24.9	0.14	1.9	0.036	4.03	37.8	55.9	0.36	314	0.35	2.16	10.2	4.1	570	47.3
L845736		23.7	0.18	1.9	0.030	3.94	40.1	54.4	0.34	250	0.37	2.10	10.9	2.5	520	47.2
L845737		2.15	0.41	0.1	0.104	0.10	2.6	7.9	0.01	40	1.24	0.01	0.6	2.9	50	>10000
L845738		24.6	0.13	2.0	0.031	3.91	40.4	62.0	0.33	263	0.32	2.17	10.2	2.5	560	160.0
L845739		25.2	0.15	2.0	0.035	3.94	40.8	82.6	0.34	333	0.33	1.77	10.2	2.6	610	59.6
L845740		24.0	0.16	2.2	0.030	3.93	42.7	63.3	0.33	420	0.31	2.05	10.0	2.7	610	53.2
L845741		24.3	0.17	2.2	0.035	4.56	43.8	303	0.24	685	0.46	0.23	8.3	3.9	590	60.8
L845742		24.2	0.17	1.9	0.031	3.80	37.7	560	0.20	434	0.37	0.09	9.0	2.0	530	50.8
L845743		24.6	0.17	2.0	0.031	3.87	40.6	125.5	0.23	374	0.42	0.06	9.2	1.9	490	52.5
L845744		22.9	0.06	1.8	0.019	2.57	31.9	64.4	0.20	3970	0.78	0.02	7.2	1.6	390	176.5
L845745		20.8	0.15	1.7	0.023	2.84	34.7	63.1	0.22	4110	0.85	0.03	7.6	1.8	420	186.0
L845746		25.2	0.17	2.2	0.035	4.39	42.5	96.6	0.27	3450	0.35	0.63	9.1	2.5	510	51.0
L845747		0.37	0.09	<0.1	<0.005	0.04	0.8	1.5	13.30	206	0.33	0.01	0.4	2.6	200	2.7
L845748		26.5	0.17	1.6	0.037	3.92	38.4	68.4	0.42	310	0.34	2.23	10.7	3.5	550	43.0
L845749		24.6	0.18	1.5	0.032	4.08	36.8	69.5	0.38	3530	0.35	0.85	10.5	5.2	490	45.9
L845750		26.2	0.18	1.4	0.039	3.94	33.8	135.5	0.28	1360	0.33	1.31	11.1	3.5	600	51.4
L845751		23.7	0.20	1.5	0.033	4.01	35.0	130.0	0.30	2880	0.34	0.97	10.6	3.2	470	57.4
L845752		23.8	0.18	1.6	0.040	3.94	34.3	55.6	0.32	487	0.58	1.83	12.2	3.1	500	40.8

***** See Appendix Page for comments regarding this certificate *****

ALS Canada Ltd.
2103 Dollarton Hwy
North Vancouver BC V7H 0A7
Phone: 604 984 0221 Fax: 604 984 0218 www.alsglobal.com

To: **SILVER RANGE RESOURCES LTD.**
C/O ARCHER, CATHRO & ASSOCIATES (1981) LIMITED
1016-510 W HASTINGS ST
VANCOUVER BC V6B 1L8

Finalized Date: 25-JUL-2012
Account: RANSIL

Project: Hammer - Keg

CERTIFICATE OF ANALYSIS WH12153601

Sample Description	Method	ME-MS61	ME-MS61	ME-MS61	ME-MS61	ME-MS61	ME-MS61	ME-MS61	ME-MS61	ME-MS61	ME-MS61	ME-MS61	ME-MS61	ME-MS61	ME-MS61	ME-MS61
	Analyte	Rb	Re	S	Sb	Sc	Se	Sn	Sr	Ta	Te	Th	Ti	Tl	U	V
	Units	ppm	ppm	%	ppm	ppm	ppm	ppm	ppm	ppm	ppm	ppm	%	ppm	ppm	ppm
	LOR	0.1	0.002	0.01	0.05	0.1	1	0.2	0.2	0.05	0.05	0.2	0.005	0.02	0.1	1
L845717		306	<0.002	0.02	2.27	4.2	1	5.9	68.1	0.85	<0.05	18.3	0.165	2.06	13.7	19
L845718		299	<0.002	0.15	2.49	4.9	1	6.6	88.2	0.96	<0.05	21.8	0.198	1.90	11.9	24
L845719		287	<0.002	0.07	1.66	5.8	1	6.4	91.6	0.77	<0.05	19.8	0.183	1.72	15.3	21
L845720		4.1	<0.002	0.01	<0.05	0.5	1	<0.2	51.7	<0.05	<0.05	0.3	<0.005	0.02	0.8	2
L845721		253	<0.002	0.01	0.32	4.5	1	6.2	185.5	0.98	<0.05	21.4	0.200	1.50	9.5	24
L845722		261	<0.002	0.01	0.24	4.6	1	6.0	198.0	1.01	<0.05	22.0	0.210	1.55	8.8	25
L845723		257	<0.002	0.01	0.34	4.7	1	6.1	165.5	0.93	<0.05	22.6	0.205	1.54	13.6	25
L845724		308	<0.002	0.01	2.46	4.6	1	6.4	78.8	0.88	<0.05	20.9	0.185	1.81	16.2	22
L845725		266	<0.002	<0.01	1.86	4.5	1	6.4	81.5	1.02	<0.05	21.2	0.197	1.59	13.1	24
L845726		74.5	0.003	2.73	60.9	8.8	4	3.0	421	0.34	0.23	4.3	0.203	0.78	1.9	61
L845727		267	<0.002	0.04	1.12	4.4	1	5.8	87.0	1.04	<0.05	20.7	0.184	1.50	16.3	21
L845728		255	<0.002	0.01	0.25	3.9	1	6.4	181.0	1.13	<0.05	20.9	0.179	1.52	8.0	20
L845729		276	<0.002	<0.01	0.44	5.2	1	7.1	130.0	1.02	<0.05	21.7	0.191	1.61	5.7	21
L845730		290	<0.002	<0.01	1.48	4.0	1	6.4	90.6	1.20	<0.05	21.8	0.188	1.78	6.8	19
L845731		326	<0.002	<0.01	2.75	4.5	1	5.9	60.3	1.05	<0.05	20.1	0.187	1.88	7.9	23
L845732		272	<0.002	<0.01	0.40	4.0	1	8.5	155.0	1.34	<0.05	20.1	0.179	1.58	10.9	20
L845733		241	<0.002	<0.01	1.29	4.5	1	5.8	155.5	1.12	<0.05	20.8	0.185	1.46	9.2	21
L845734		243	<0.002	<0.01	1.66	4.8	1	6.1	151.0	1.15	<0.05	21.7	0.195	1.45	9.2	23
L845735		256	<0.002	0.01	0.31	4.7	1	7.6	195.0	0.93	<0.05	20.2	0.191	1.78	11.8	22
L845736		258	<0.002	0.01	0.39	4.6	1	7.2	172.0	1.17	<0.05	21.7	0.181	1.72	10.4	19
L845737		8.7	0.002	>10.0	3670	0.4	5	163.0	8.1	<0.05	<0.05	0.6	0.010	0.13	0.6	7
L845738		269	<0.002	0.03	3.88	4.5	1	6.9	182.5	0.96	<0.05	21.5	0.176	1.70	9.2	19
L845739		278	<0.002	0.03	0.98	4.9	1	7.2	165.5	1.02	<0.05	21.9	0.188	1.79	12.1	20
L845740		275	<0.002	0.01	0.72	4.6	1	7.4	180.5	1.16	<0.05	23.2	0.180	1.76	9.8	19
L845741		281	<0.002	0.15	3.77	4.3	1	6.1	92.8	0.70	<0.05	25.1	0.163	1.99	10.0	15
L845742		308	<0.002	0.05	4.61	4.7	1	6.0	64.4	0.76	<0.05	21.3	0.174	2.29	8.3	19
L845743		366	<0.002	1.01	9.09	4.8	1	9.7	40.9	0.88	<0.05	21.5	0.186	4.65	9.7	21
L845744		274	<0.002	0.19	34.1	3.8	1	17.9	33.8	0.68	<0.05	15.3	0.138	3.37	16.5	15
L845745		306	<0.002	0.20	29.9	3.8	1	15.3	33.9	0.76	<0.05	17.9	0.148	3.90	18.2	16
L845746		334	<0.002	0.21	3.30	5.1	1	6.5	106.5	0.76	<0.05	22.1	0.186	3.31	6.8	21
L845747		2.8	<0.002	0.01	0.10	0.3	1	<0.2	47.0	<0.05	<0.05	0.2	<0.005	0.02	0.7	3
L845748		278	<0.002	0.01	0.31	5.1	1	6.8	169.5	1.10	<0.05	19.0	0.194	1.67	8.9	23
L845749		306	<0.002	0.13	3.75	5.1	1	10.7	102.5	1.08	<0.05	18.3	0.189	3.36	9.8	22
L845750		279	<0.002	0.03	6.24	5.6	1	7.9	112.5	1.14	<0.05	19.2	0.200	2.21	9.3	26
L845751		305	<0.002	0.08	2.46	5.0	1	7.3	110.5	0.97	<0.05	18.4	0.178	2.57	7.8	20
L845752		275	<0.002	0.01	0.94	4.8	1	6.6	172.0	1.04	<0.05	18.0	0.190	1.86	5.5	22

***** See Appendix Page for comments regarding this certificate *****

ALS Canada Ltd.
2103 Dollarton Hwy
North Vancouver BC V7H 0A7
Phone: 604 984 0221 Fax: 604 984 0218 www.alsglobal.com

To: **SILVER RANGE RESOURCES LTD.**
C/O ARCHER, CATHRO & ASSOCIATES (1981) LIMITED
1016-510 W HASTINGS ST
VANCOUVER BC V6B 1L8

Finalized Date: 25-JUL-2012
Account: RANSIL

Project: Hammer - Keg

CERTIFICATE OF ANALYSIS WH12153601

Sample Description	Method	ME-MS61	ME-MS61	ME-MS61	ME-MS61	Ag-OG62	Pb-OG62	Zn-OG62	Ag-GRA21	Au-AA24	Sn-XRF05
	Analyte	W	Y	Zn	Zr	Ag	Pb	Zn	Ag	Au	Sn
	Units	ppm	ppm	ppm	ppm	ppm	%	%	ppm	ppm	ppm
	LOR	0.1	0.1	2	0.5	1	0.001	0.001	5	0.005	5
L845717		1.8	7.1	47	75.3					<0.005	6
L845718		5.2	9.6	79	89.0					0.006	10
L845719		3.1	8.5	54	77.3					<0.005	6
L845720		0.1	0.9	18	1.1					<0.005	<5
L845721		1.4	8.3	60	86.5					<0.005	9
L845722		1.1	8.8	59	87.6					<0.005	10
L845723		1.2	8.5	62	87.6					<0.005	9
L845724		4.5	8.2	61	89.0					<0.005	<5
L845725		11.3	7.9	32	84.5					<0.005	8
L845726		9.6	12.9	>10000	43.7		1.935	1.940		0.099	24
L845727		10.6	8.0	75	80.1					<0.005	8
L845728		1.6	8.6	54	84.5					<0.005	7
L845729		3.1	9.1	41	77.8					<0.005	9
L845730		3.2	7.8	43	77.1					<0.005	10
L845731		5.5	7.5	35	68.0					<0.005	5
L845732		2.1	8.2	59	77.2					<0.005	11
L845733		1.8	8.7	53	79.3					<0.005	7
L845734		1.8	8.9	52	78.5					<0.005	7
L845735		1.6	8.6	56	68.0					<0.005	10
L845736		1.3	7.8	52	68.1					<0.005	8
L845737		170.5	0.8	>10000	4.0	>1500	10.40	2.56	3250	6.65	655
L845738		1.3	8.1	76	72.4					<0.005	7
L845739		4.9	8.3	62	74.3					<0.005	13
L845740		1.2	8.5	127	76.1					<0.005	12
L845741		11.6	9.2	277	77.0					<0.005	9
L845742		3.2	7.4	179	70.4					<0.005	5
L845743		2.7	7.5	129	74.5					0.008	12
L845744		2.3	5.8	1020	66.0					0.009	17
L845745		2.8	6.5	933	64.7					0.007	16
L845746		2.1	8.6	595	82.6					<0.005	6
L845747		0.1	0.9	19	0.6					<0.005	<5
L845748		1.3	9.3	65	58.8					<0.005	5
L845749		1.4	9.3	590	55.8					<0.005	13
L845750		1.6	7.7	357	50.1					<0.005	9
L845751		1.5	8.8	324	54.3					<0.005	6
L845752		1.2	8.9	60	60.4					<0.005	7

***** See Appendix Page for comments regarding this certificate *****

ALS Canada Ltd.
2103 Dollarton Hwy
North Vancouver BC V7H 0A7
Phone: 604 984 0221 Fax: 604 984 0218 www.alsglobal.com

To: **SILVER RANGE RESOURCES LTD.**
C/O ARCHER, CATHRO & ASSOCIATES (1981) LIMITED
1016-510 W HASTINGS ST
VANCOUVER BC V6B 1L8

Finalized Date: 25-JUL-2012
Account: RANSIL

Project: Hammer - Keg

CERTIFICATE OF ANALYSIS WH12153601

Method	CERTIFICATE COMMENTS
ME-MS61	Interference: Ca>10% on ICP-MS As, ICP-AES results shown.
ME-MS61	REE's may not be totally soluble in this method.

ALS Canada Ltd.

2103 Dollarton Hwy
North Vancouver BC V7H 0A7
Phone: 604 984 0221 Fax: 604 984 0218 www.alsglobal.com

To: **SILVER RANGE RESOURCES LTD.**
C/O ARCHER, CATHRO & ASSOCIATES (1981) LIMITED
1016-510 W HASTINGS ST
VANCOUVER BC V6B 1L8

Finalized Date: 24-JUL-2012
Account: RANSIL

CERTIFICATE WH12153602

Project: Hammer - Keg

P.O. No.: Batch 8

This report is for 36 Drill Core samples submitted to our lab in Whitehorse, YT, Canada on 3-JUL-2012.

The following have access to data associated with this certificate:

MATT DUMALA	JOAN MARIACHER	

SAMPLE PREPARATION

ALS CODE	DESCRIPTION
WEI-21	Received Sample Weight
LOG-22	Sample login - Rcd w/o BarCode
CRU-31	Fine crushing - 70%<2mm
CRU-QC	Crushing QC Test
SPL-21	Split sample - riffle splitter
PUL-QC	Pulverizing QC Test
PUL-31	Pulverize split to 85%<75 um
LOG-22d	Sample login - Rcd w/o BarCode dup
SPL-21d	Split sample - duplicate
PUL-31d	Pulverize Split - duplicate
LOG-23	Pulp Login - Rcvd with Barcode

ANALYTICAL PROCEDURES

ALS CODE	DESCRIPTION	
ME-MS61	48 element four acid ICP-MS	
Ag-OG62	Ore Grade Ag - Four Acid	VARIABLE
ME-OG62	Ore Grade Elements - Four Acid	ICP-AES
Pb-OG62	Ore Grade Pb - Four Acid	VARIABLE
Zn-OG62	Ore Grade Zn - Four Acid	VARIABLE
Ag-GRA21	Ag 30g FA-GRAV finish	WST-SIM
Au-AA24	Au 50g FA AA finish	AAS
Sn-XRF05	Sn-Trace Level XRF Analysis	XRF

To: **SILVER RANGE RESOURCES LTD.**
ATTN: JOAN MARIACHER
C/O ARCHER, CATHRO & ASSOCIATES (1981) LIMITED
1016-510 W HASTINGS ST
VANCOUVER BC V6B 1L8

This is the Final Report and supersedes any preliminary report with this certificate number. Results apply to samples as submitted. All pages of this report have been checked and approved for release.

***** See Appendix Page for comments regarding this certificate *****

Signature: 

Colin Ramshaw, Vancouver Laboratory Manager

ALS Canada Ltd.
2103 Dollarton Hwy
North Vancouver BC V7H 0A7
Phone: 604 984 0221 Fax: 604 984 0218 www.alsglobal.com

To: **SILVER RANGE RESOURCES LTD.**
C/O ARCHER, CATHRO & ASSOCIATES (1981) LIMITED
1016-510 W HASTINGS ST
VANCOUVER BC V6B 1L8

Finalized Date: 24-JUL-2012
Account: RANSIL

Project: Hammer - Keg

CERTIFICATE OF ANALYSIS WH12153602

Sample Description	Method	WEI-21	ME-MS61	ME-MS61	ME-MS61	ME-MS61	ME-MS61	ME-MS61	ME-MS61	ME-MS61	ME-MS61	ME-MS61	ME-MS61	ME-MS61	ME-MS61	ME-MS61
	Analyte	Recvd Wt.	Ag	Al	As	Ba	Be	Bi	Ca	Cd	Ce	Co	Cr	Cs	Cu	Fe
	Units	kg	ppm	%	ppm	ppm	ppm	ppm	%	ppm	ppm	ppm	ppm	ppm	ppm	%
	LOR	0.02	0.01	0.01	0.2	10	0.05	0.01	0.01	0.02	0.01	0.1	1	0.05	0.2	0.01
L845753		3.67	1.06	7.63	26.0	420	4.45	0.54	0.41	0.55	76.4	2.5	12	22.7	6.6	1.50
L845754		1.46	>100	3.99	1030	130	2.62	0.70	0.50	18.80	43.8	2.1	15	12.65	233	4.11
L845755		1.07	3.19	6.85	95.5	260	3.12	1.07	0.38	1.85	64.6	1.6	12	20.4	8.1	1.85
L845756		3.58	0.91	0.09	<5	10	0.08	0.02	20.9	0.10	1.45	1.0	2	0.18	2.4	0.45
L845757		1.11	0.15	7.59	102.0	510	4.70	0.64	0.62	0.37	73.2	2.8	12	17.60	9.0	2.07
L845758		5.92	0.32	7.06	1.6	490	6.01	0.50	1.26	0.05	76.7	2.9	15	10.95	9.2	1.47
L845759		7.50	0.07	6.99	2.1	510	5.96	0.56	1.06	0.06	71.7	2.8	15	9.99	8.0	1.41
L845760		7.33	0.24	7.01	1.5	510	5.29	0.73	1.00	0.15	69.1	2.3	12	8.37	2.8	1.35
L845761		5.17	0.21	6.90	0.6	500	5.32	0.58	1.07	0.09	71.5	2.3	12	6.68	1.0	1.31
L845762		2.51	0.24	6.80	0.8	490	5.15	0.55	1.02	0.09	73.7	2.2	10	6.58	1.1	1.30
L845763		2.56	0.08	7.07	0.5	500	5.42	0.37	1.15	0.03	88.5	3.0	13	8.68	6.5	1.46
L845764		2.27	7.84	7.49	73.0	360	4.13	0.57	0.34	0.53	77.3	4.1	12	24.3	11.9	1.29
L845765		2.64	0.34	7.38	8.6	380	4.74	0.45	0.28	0.08	70.1	4.0	10	29.8	7.3	0.86
L845766		1.18	0.29	7.38	9.6	500	5.26	0.50	0.30	0.11	77.7	3.1	9	32.1	4.1	1.97
L845767		2.90	0.14	6.93	1.3	430	5.18	0.36	1.01	0.04	64.2	3.0	13	8.58	11.5	1.43
L845768		4.65	0.04	0.10	<5	20	0.08	0.06	19.35	0.06	1.36	1.0	1	0.19	2.8	0.42
L845769		3.17	0.05	6.93	0.6	470	5.47	0.59	1.20	0.04	68.1	2.7	14	11.50	3.8	1.49
L845770		3.61	0.16	6.93	1.1	480	6.16	0.56	0.73	0.04	71.3	2.3	13	22.2	1.7	1.28
L845771		2.66	0.24	7.16	6.0	470	5.97	0.63	0.35	0.06	72.3	4.4	12	23.7	8.0	1.47
L845772		2.28	0.09	7.07	2.0	480	6.17	0.45	0.90	0.04	59.8	3.2	13	24.1	5.4	1.30
L845773		3.21	0.06	7.28	1.4	510	6.96	0.46	1.41	0.03	66.0	3.1	15	17.05	7.0	1.50
L845774		0.25	52.6	4.33	2280	500	0.74	3.24	6.12	116.0	24.6	11.1	36	2.68	873	3.30
L845775		5.69	1.39	7.27	7.2	550	6.47	0.45	1.01	0.14	75.7	2.6	14	9.03	8.7	1.42
L845776		1.02	>100	6.54	222	460	4.32	0.34	0.26	7.76	66.8	2.6	10	20.4	206	1.71
L845777		1.50	14.90	7.42	14.9	620	6.30	0.46	0.37	2.30	68.4	1.2	11	14.95	7.7	1.10
L845778		1.66	26.6	6.44	581	340	5.09	0.32	0.21	4.99	69.5	3.2	11	20.0	11.1	2.27
L845779		<0.02	20.6	6.63	460	340	4.90	0.33	0.20	4.05	70.3	3.0	9	19.15	7.6	2.00
L845780		2.96	1.09	7.16	13.7	570	6.47	0.48	0.69	0.13	74.0	2.5	10	16.95	1.9	1.37
L845781		4.60	0.31	7.40	3.2	510	7.04	0.56	1.12	0.06	78.9	3.4	15	13.50	7.4	1.64
L845782		1.74	2.56	5.89	53.6	280	7.82	0.40	1.99	0.18	47.4	3.7	11	51.9	7.8	1.51
L845783		3.84	0.18	7.21	2.1	530	6.15	0.35	1.10	0.05	71.1	2.9	13	12.90	7.0	1.49
L845784		0.07	>100	0.23	>10000	140	0.07	0.12	0.01	236	3.92	0.5	12	0.39	3540	12.00
L845785		6.70	5.25	7.09	53.7	520	6.44	0.45	0.96	0.30	70.4	2.5	13	11.90	6.6	1.34
L845786		3.03	1.40	7.08	15.8	540	6.27	0.51	0.35	0.07	58.0	2.6	9	19.90	3.3	1.33
L845787		1.70	1.01	6.74	75.1	580	5.88	0.39	0.19	0.08	60.1	2.3	9	18.80	3.4	1.60
L845788		3.72	0.48	7.04	10.0	430	7.72	0.50	0.55	0.03	73.9	2.6	11	21.4	3.3	1.32

***** See Appendix Page for comments regarding this certificate *****

ALS Canada Ltd.
2103 Dollarton Hwy
North Vancouver BC V7H 0A7
Phone: 604 984 0221 Fax: 604 984 0218 www.alsglobal.com

To: **SILVER RANGE RESOURCES LTD.**
C/O ARCHER, CATHRO & ASSOCIATES (1981) LIMITED
1016-510 W HASTINGS ST
VANCOUVER BC V6B 1L8

Finalized Date: 24-JUL-2012
Account: RANSIL

Project: Hammer - Keg

CERTIFICATE OF ANALYSIS WH12153602

Sample Description	Method	ME-MS61	ME-MS61	ME-MS61	ME-MS61	ME-MS61	ME-MS61	ME-MS61	ME-MS61	ME-MS61	ME-MS61	ME-MS61	ME-MS61	ME-MS61	ME-MS61	ME-MS61
	Analyte	Ga	Ge	Hf	In	K	La	Li	Mg	Mn	Mo	Na	Nb	Ni	P	Pb
	Units	ppm	ppm	ppm	ppm	%	ppm	ppm	%	ppm	ppm	%	ppm	ppm	ppm	ppm
	LOR	0.05	0.05	0.1	0.005	0.01	0.5	0.2	0.01	5	0.05	0.01	0.1	0.2	10	0.5
L845753		26.7	0.13	1.7	0.046	3.81	36.2	510	0.25	1590	0.32	0.24	10.3	2.9	530	56.4
L845754		15.45	0.12	0.7	0.036	1.94	22.1	62.7	0.22	75000	0.41	0.04	4.4	1.7	210	1785
L845755		23.0	0.10	1.2	0.033	3.51	30.7	152.5	0.25	16350	0.34	0.07	8.2	1.6	460	127.5
L845756		0.27	0.05	<0.1	<0.005	0.03	0.6	1.3	12.45	305	0.08	0.01	0.3	2.0	240	4.5
L845757		26.3	0.13	1.4	0.036	3.95	34.3	140.0	0.41	387	0.32	1.05	9.3	3.4	570	42.4
L845758		22.8	0.15	1.3	0.038	3.51	33.3	55.5	0.41	375	0.39	1.98	9.7	3.2	630	40.7
L845759		26.9	0.10	1.5	0.028	3.60	36.2	90.1	0.40	268	0.29	2.02	11.0	3.5	550	42.0
L845760		24.8	0.10	1.7	0.025	3.61	35.0	60.6	0.38	289	0.25	2.02	10.9	2.6	510	51.3
L845761		25.5	0.12	1.7	0.028	3.64	37.3	55.7	0.36	278	0.24	1.93	10.4	2.6	450	50.1
L845762		26.0	0.13	1.5	0.026	3.65	34.9	54.1	0.36	282	0.24	1.93	10.4	2.6	440	45.8
L845763		28.1	0.16	1.2	0.038	3.54	41.8	61.0	0.36	300	0.38	1.87	11.7	3.7	620	40.1
L845764		24.9	0.13	1.2	0.039	3.60	36.8	246	0.22	2090	1.24	0.23	11.0	3.5	570	72.6
L845765		28.9	0.12	1.2	0.040	3.67	32.9	132.5	0.20	705	0.80	0.34	11.3	3.1	590	45.2
L845766		28.4	0.14	1.0	0.042	3.80	39.8	54.8	0.24	1740	1.02	1.39	10.7	4.8	590	41.1
L845767		25.3	0.10	1.3	0.038	3.69	31.0	50.8	0.33	255	0.20	1.73	11.4	3.6	540	35.5
L845768		0.21	<0.05	<0.1	<0.005	0.03	0.6	1.2	12.05	168	0.15	0.01	0.3	0.9	180	2.8
L845769		24.4	0.10	1.7	0.036	3.50	33.5	76.7	0.38	255	0.26	1.94	10.1	2.6	480	38.7
L845770		24.7	0.10	1.7	0.035	3.69	35.3	87.6	0.24	205	0.25	1.38	9.9	2.5	530	41.6
L845771		27.0	0.13	1.6	0.042	3.64	34.3	211	0.22	362	0.98	0.37	10.3	3.7	560	42.2
L845772		26.4	0.13	1.3	0.045	3.85	27.4	229	0.17	504	0.49	0.14	10.1	3.4	560	38.3
L845773		26.9	0.13	1.8	0.035	3.85	30.8	105.0	0.34	300	0.23	1.80	10.1	3.5	500	40.6
L845774		9.21	0.09	1.2	0.078	1.18	12.6	13.6	0.60	2350	4.60	1.10	3.8	22.4	560	>10000
L845775		26.5	0.12	2.0	0.036	3.64	38.4	72.8	0.37	291	0.18	1.99	10.2	2.9	470	52.3
L845776		23.8	0.16	1.7	0.025	3.87	32.4	122.5	0.17	10700	0.39	0.56	9.3	2.3	340	820
L845777		26.9	0.16	2.1	0.036	4.47	32.2	134.0	0.16	663	0.25	1.14	11.8	2.7	490	158.5
L845778		24.6	0.17	1.7	0.026	3.84	34.9	118.0	0.19	17700	0.76	0.10	10.6	3.5	450	501
L845779		23.9	0.17	1.7	0.030	3.89	35.7	109.0	0.19	15500	0.61	0.09	10.0	3.2	460	392
L845780		26.2	0.15	2.0	0.034	4.01	36.3	80.0	0.26	1660	0.35	1.58	11.6	2.6	550	60.4
L845781		27.6	0.20	1.8	0.038	3.72	39.8	119.5	0.37	658	0.34	1.62	11.6	4.4	440	42.8
L845782		22.4	0.12	1.5	0.027	3.33	20.4	161.0	0.31	4960	0.45	0.09	10.2	4.2	400	76.5
L845783		25.3	0.15	1.4	0.038	3.96	34.8	46.3	0.24	335	0.47	1.77	10.5	3.7	570	39.5
L845784		1.70	0.11	0.1	0.094	0.10	2.4	5.0	<0.01	36	1.22	0.01	0.4	2.5	50	>10000
L845785		25.0	0.14	1.8	0.037	3.88	35.0	48.8	0.29	232	0.23	1.65	11.4	2.7	460	177.0
L845786		24.6	0.14	1.7	0.034	3.89	27.9	118.5	0.21	226	0.15	1.09	10.6	2.4	500	68.6
L845787		25.4	0.16	1.5	0.029	4.08	29.8	270	0.23	2000	0.46	0.10	10.5	3.0	420	48.1
L845788		27.5	0.16	1.9	0.034	3.64	37.1	155.5	0.23	308	0.23	0.58	12.3	2.8	490	45.6

***** See Appendix Page for comments regarding this certificate *****

ALS Canada Ltd.
2103 Dollarton Hwy
North Vancouver BC V7H 0A7
Phone: 604 984 0221 Fax: 604 984 0218 www.alsglobal.com

To: **SILVER RANGE RESOURCES LTD.**
C/O ARCHER, CATHRO & ASSOCIATES (1981) LIMITED
1016-510 W HASTINGS ST
VANCOUVER BC V6B 1L8

Finalized Date: 24-JUL-2012
Account: RANSIL

Project: Hammer - Keg

CERTIFICATE OF ANALYSIS WH12153602

Sample Description	Method	ME-MS61	ME-MS61	ME-MS61	ME-MS61	ME-MS61	ME-MS61	ME-MS61	ME-MS61	ME-MS61	ME-MS61	ME-MS61	ME-MS61	ME-MS61	ME-MS61	ME-MS61
	Analyte	Rb	Re	S	Sb	Sc	Se	Sn	Sr	Ta	Te	Th	Ti	Tl	U	V
	Units	ppm	ppm	%	ppm	ppm	ppm	ppm	ppm	ppm	ppm	ppm	%	ppm	ppm	ppm
	LOR	0.1	0.002	0.01	0.05	0.1	1	0.2	0.2	0.05	0.05	0.2	0.005	0.02	0.1	1
L845753		298	<0.002	0.03	6.75	5.2	1	7.6	67.3	0.94	<0.05	18.5	0.194	2.21	13.1	23
L845754		184.5	<0.002	0.43	388	2.5	1	36.8	40.9	0.40	<0.05	9.1	0.088	2.21	14.7	11
L845755		299	<0.002	0.05	12.20	4.3	1	8.8	40.7	0.85	<0.05	16.0	0.167	3.16	9.8	23
L845756		1.8	<0.002	0.01	0.81	0.3	1	0.2	45.9	<0.05	<0.05	<0.2	<0.005	<0.02	0.9	2
L845757		277	<0.002	<0.01	10.70	4.9	1	7.1	110.5	1.02	<0.05	18.1	0.198	1.76	9.6	25
L845758		251	<0.002	0.02	0.53	4.5	1	7.9	167.0	1.17	<0.05	17.6	0.186	1.52	6.6	25
L845759		236	0.003	0.01	0.17	4.8	1	7.2	173.0	1.23	<0.05	16.6	0.195	1.40	7.8	25
L845760		219	<0.002	<0.01	0.40	4.1	1	8.1	165.0	1.12	<0.05	16.6	0.183	1.43	6.5	22
L845761		225	0.002	<0.01	0.19	4.6	1	8.4	168.5	1.03	<0.05	16.6	0.181	1.42	5.6	22
L845762		224	0.002	<0.01	0.26	4.6	1	9.0	167.0	1.02	<0.05	16.7	0.184	1.41	6.7	22
L845763		217	0.002	<0.01	0.45	5.2	1	7.6	168.0	0.91	<0.05	19.6	0.196	1.25	6.5	28
L845764		253	<0.002	<0.01	10.20	4.7	1	9.8	72.4	0.90	<0.05	19.9	0.199	1.93	14.6	27
L845765		266	0.002	<0.01	4.20	5.4	<1	7.9	59.5	0.86	<0.05	18.9	0.199	1.60	10.6	28
L845766		312	0.002	<0.01	3.98	4.9	1	7.6	92.1	0.83	<0.05	17.1	0.190	2.03	7.7	28
L845767		246	<0.002	<0.01	0.57	5.2	2	7.1	122.0	0.87	<0.05	15.9	0.180	1.49	2.7	24
L845768		1.7	<0.002	0.01	<0.05	0.2	1	0.2	45.4	<0.05	<0.05	<0.2	<0.005	<0.02	0.5	2
L845769		223	<0.002	<0.01	0.11	5.1	1	6.6	164.5	0.79	0.06	16.7	0.193	1.36	6.2	24
L845770		231	<0.002	<0.01	0.75	4.8	2	6.1	130.0	0.79	<0.05	16.7	0.194	1.44	5.7	23
L845771		236	<0.002	<0.01	2.23	5.7	2	7.3	83.8	0.82	0.05	17.5	0.194	1.53	12.4	25
L845772		237	<0.002	<0.01	1.34	5.7	1	6.9	73.8	0.76	<0.05	15.8	0.200	1.46	6.5	24
L845773		234	<0.002	0.01	0.55	5.7	2	7.1	167.5	0.76	<0.05	17.0	0.207	1.48	7.0	27
L845774		53.6	0.002	2.30	49.8	6.6	5	2.6	363	0.27	0.20	3.3	0.178	0.66	1.5	54
L845775		234	<0.002	<0.01	1.21	5.2	2	6.5	173.0	0.90	0.05	18.0	0.192	1.41	2.8	23
L845776		271	<0.002	0.01	215	4.4	2	70.6	139.0	0.87	<0.05	15.3	0.176	2.28	13.9	21
L845777		314	<0.002	<0.01	15.30	4.9	2	6.8	134.5	1.06	0.05	18.9	0.205	2.35	5.8	23
L845778		330	<0.002	<0.01	49.7	4.7	2	29.0	185.5	0.90	0.05	15.9	0.174	3.49	18.7	21
L845779		328	<0.002	<0.01	37.5	4.4	2	29.6	164.5	0.86	0.05	16.2	0.174	3.36	15.2	21
L845780		257	<0.002	<0.01	2.27	4.9	2	7.8	163.5	0.98	0.05	18.0	0.182	1.91	5.1	21
L845781		244	<0.002	0.03	0.67	6.1	2	7.2	157.0	0.94	<0.05	17.8	0.210	1.75	5.3	28
L845782		253	0.002	0.39	6.47	4.4	2	10.4	73.7	0.87	<0.05	11.7	0.189	2.68	6.7	25
L845783		247	0.002	0.01	0.44	5.5	2	6.4	170.5	1.00	0.07	17.6	0.196	1.81	7.8	26
L845784		6.8	0.003	>10.0	3260	0.4	7	154.5	7.1	<0.05	0.06	0.5	0.009	0.13	0.5	6
L845785		256	<0.002	0.02	5.15	5.0	2	6.8	160.5	1.07	<0.05	17.3	0.182	1.78	6.9	22
L845786		248	<0.002	<0.01	2.11	4.5	2	7.2	117.0	1.14	<0.05	15.2	0.157	1.63	4.7	18
L845787		322	<0.002	<0.01	6.07	4.6	2	6.4	84.5	0.95	0.07	14.7	0.159	2.08	7.8	19
L845788		283	<0.002	<0.01	1.75	5.1	2	7.2	68.3	1.05	0.06	17.8	0.180	1.88	4.0	21

***** See Appendix Page for comments regarding this certificate *****

ALS Canada Ltd.
2103 Dollarton Hwy
North Vancouver BC V7H 0A7
Phone: 604 984 0221 Fax: 604 984 0218 www.alsglobal.com

To: **SILVER RANGE RESOURCES LTD.**
C/O ARCHER, CATHRO & ASSOCIATES (1981) LIMITED
1016-510 W HASTINGS ST
VANCOUVER BC V6B 1L8

Finalized Date: 24-JUL-2012
Account: RANSIL

Project: Hammer - Keg

CERTIFICATE OF ANALYSIS WH12153602

Sample Description	Method	ME-MS61	ME-MS61	ME-MS61	ME-MS61	Ag-OG62	Pb-OG62	Zn-OG62	Ag-GRA21	Au-AA24	Sn-XRF05
	Analyte	W	Y	Zn	Zr	Ag	Pb	Zn	Ag	Au	Sn
	Units	ppm	ppm	ppm	ppm	ppm	%	%	ppm	ppm	ppm
	LOR	0.1	0.1	2	0.5	1	0.001	0.001	5	0.005	5
L845753		6.2	9.5	419	58.6					<0.005	7
L845754		1.6	9.9	5580	29.4	536				0.051	47
L845755		2.7	9.0	1290	41.2					<0.005	12
L845756		0.1	0.9	25	<0.5					<0.005	<5
L845757		2.5	9.9	341	49.2					<0.005	9
L845758		1.0	9.0	125	43.1					<0.005	10
L845759		0.8	8.4	57	48.4					<0.005	6
L845760		1.0	9.4	63	56.1					<0.005	8
L845761		1.0	9.5	53	51.2					<0.005	8
L845762		1.0	9.9	57	50.9					<0.005	11
L845763		1.3	9.6	58	41.6					<0.005	7
L845764		6.1	9.1	237	37.8					<0.005	10
L845765		6.9	9.2	61	40.7					<0.005	7
L845766		1.7	12.0	78	34.7					<0.005	5
L845767		1.7	9.9	53	44.0					<0.005	7
L845768		0.2	0.8	14	<0.5					<0.005	<5
L845769		0.8	8.4	56	60.0					<0.005	6
L845770		4.0	9.2	62	59.1					<0.005	8
L845771		6.6	9.5	64	53.4					<0.005	7
L845772		11.9	8.6	51	45.5					<0.005	6
L845773		1.6	8.4	56	63.6					<0.005	6
L845774		8.4	10.1	>10000	36.4		1.945	2.03		0.093	25
L845775		1.2	8.8	159	73.2					<0.005	8
L845776		2.6	7.1	1660	62.8	496				0.054	72
L845777		1.7	8.1	1080	79.5					<0.005	9
L845778		2.9	9.5	1140	66.1					0.020	31
L845779		2.6	8.9	1040	64.7					0.014	28
L845780		1.3	8.9	133	74.9					<0.005	11
L845781		1.5	9.2	88	65.4					<0.005	10
L845782		2.1	7.7	153	55.3					<0.005	12
L845783		1.4	8.9	53	50.1					<0.005	8
L845784		151.5	0.6	>10000	3.1	>1500	10.25	2.52	3180	6.61	658
L845785		1.8	8.7	80	66.4					<0.005	9
L845786		2.0	7.0	88	60.9					<0.005	8
L845787		4.4	7.2	178	55.4					<0.005	7
L845788		1.6	8.8	82	70.8					<0.005	6

***** See Appendix Page for comments regarding this certificate *****

ALS Canada Ltd.
2103 Dollarton Hwy
North Vancouver BC V7H 0A7
Phone: 604 984 0221 Fax: 604 984 0218 www.alsglobal.com

To: **SILVER RANGE RESOURCES LTD.**
C/O ARCHER, CATHRO & ASSOCIATES (1981) LIMITED
1016-510 W HASTINGS ST
VANCOUVER BC V6B 1L8

Finalized Date: 24-JUL-2012
Account: RANSIL

Project: Hammer - Keg

CERTIFICATE OF ANALYSIS WH12153602

Method	CERTIFICATE COMMENTS
ME-MS61	Interference: Ca>10% on ICP-MS As, ICP-AES results shown.
ME-MS61	REE's may not be totally soluble in this method.

ALS Canada Ltd.

2103 Dollarton Hwy
North Vancouver BC V7H 0A7
Phone: 604 984 0221 Fax: 604 984 0218 www.alsglobal.com

To: **SILVER RANGE RESOURCES LTD.**
C/O ARCHER, CATHRO & ASSOCIATES (1981) LIMITED
1016-510 W HASTINGS ST
VANCOUVER BC V6B 1L8

Finalized Date: 22-JUL-2012
Account: RANSIL

CERTIFICATE WH12153603

Project: Keg-Group 2

P.O. No.:

This report is for 12 Rock samples submitted to our lab in Whitehorse, YT, Canada on 3-JUL-2012.

The following have access to data associated with this certificate:

MATT DUMALA	JOAN MARIACHER	

SAMPLE PREPARATION

ALS CODE	DESCRIPTION
WEI-21	Received Sample Weight
LOG-22	Sample login - Rcd w/o BarCode
CRU-31	Fine crushing - 70%<2mm
CRU-QC	Crushing QC Test
SPL-21	Split sample - riffle splitter
PUL-QC	Pulverizing QC Test
PUL-31	Pulverize split to 85%<75 um

ANALYTICAL PROCEDURES

ALS CODE	DESCRIPTION	
ME-MS61	48 element four acid ICP-MS	
Au-AA23	Au 30g FA-AA finish	AAS

To: **SILVER RANGE RESOURCES LTD.**
ATTN: JOAN MARIACHER
C/O ARCHER, CATHRO & ASSOCIATES (1981) LIMITED
1016-510 W HASTINGS ST
VANCOUVER BC V6B 1L8

This is the Final Report and supersedes any preliminary report with this certificate number. Results apply to samples as submitted. All pages of this report have been checked and approved for release.

***** See Appendix Page for comments regarding this certificate *****

Signature:



Colin Ramshaw, Vancouver Laboratory Manager

ALS Canada Ltd.
2103 Dollarton Hwy
North Vancouver BC V7H 0A7
Phone: 604 984 0221 Fax: 604 984 0218 www.alsglobal.com

To: **SILVER RANGE RESOURCES LTD.**
C/O ARCHER, CATHRO & ASSOCIATES (1981) LIMITED
1016-510 W HASTINGS ST
VANCOUVER BC V6B 1L8

Finalized Date: 22-JUL-2012
Account: RANSIL

Project: Keg-Group 2

CERTIFICATE OF ANALYSIS WH12153603

Sample Description	Method	WEI-21	ME-MS61	ME-MS61	ME-MS61	ME-MS61	ME-MS61	ME-MS61	ME-MS61	ME-MS61	ME-MS61	ME-MS61	ME-MS61	ME-MS61	ME-MS61	ME-MS61
	Analyte	Recvd Wt.	Ag	Al	As	Ba	Be	Bi	Ca	Cd	Ce	Co	Cr	Cs	Cu	Fe
	Units	kg	ppm	%	ppm	ppm	ppm	ppm	%	ppm	ppm	ppm	ppm	ppm	ppm	%
	LOR	0.02	0.01	0.01	0.2	10	0.05	0.01	0.01	0.02	0.01	0.1	1	0.05	0.2	0.01
M676047		1.35	0.92	7.94	2.6	50	0.77	7.77	5.77	0.28	20.9	32.8	356	3.66	123.0	9.73
M676048		0.86	0.02	11.90	50.3	2330	1.60	0.24	1.32	0.13	54.0	22.1	515	6.84	4.0	0.45
M676049		0.59	0.32	7.73	4.2	360	0.74	5.25	6.09	1.40	23.4	30.9	338	5.58	92.0	4.05
M676050		0.83	1.60	2.69	3.5	20	0.20	37.1	2.92	0.20	22.0	50.0	38	1.08	322	19.90
M676052		0.59	0.70	7.10	3.8	530	0.84	10.55	4.30	0.36	22.8	35.6	294	2.50	181.0	6.93
M676053		1.45	0.59	9.10	15.1	260	1.75	11.65	5.99	0.65	22.1	29.8	490	2.37	148.0	4.94
M676060		0.98	0.06	7.95	28.2	180	0.73	0.49	0.03	<0.02	204	7.4	35	1.86	3.5	0.72
M676061		0.79	0.98	4.31	28.2	630	0.83	0.56	0.29	0.07	27.8	15.4	40	3.69	10.7	2.43
M676062		1.36	0.41	6.35	37.1	900	1.48	0.21	0.09	<0.02	70.8	1.9	56	4.85	5.7	0.97
M676063		0.97	0.45	6.66	2.3	900	1.70	0.88	1.11	0.28	81.9	7.0	55	5.58	20.7	2.96
M676064		0.32	2.95	5.15	2.7	1000	1.06	12.30	1.32	<0.02	66.7	2.4	39	3.67	8.7	2.72
M676025		0.52	0.22	3.52	2.4	480	3.18	0.17	1.03	0.28	43.5	77.7	34	0.92	4.6	29.0

***** See Appendix Page for comments regarding this certificate *****

ALS Canada Ltd.
2103 Dollarton Hwy
North Vancouver BC V7H 0A7
Phone: 604 984 0221 Fax: 604 984 0218 www.alsglobal.com

To: **SILVER RANGE RESOURCES LTD.**
C/O ARCHER, CATHRO & ASSOCIATES (1981) LIMITED
1016-510 W HASTINGS ST
VANCOUVER BC V6B 1L8

Finalized Date: 22-JUL-2012
Account: RANSIL

Project: Keg-Group 2

CERTIFICATE OF ANALYSIS WH12153603

Sample Description	Method	ME-MS61	ME-MS61	ME-MS61	ME-MS61	ME-MS61	ME-MS61	ME-MS61	ME-MS61	ME-MS61	ME-MS61	ME-MS61	ME-MS61	ME-MS61	ME-MS61	ME-MS61
	Analyte	Ga	Ge	Hf	In	K	La	Li	Mg	Mn	Mo	Na	Nb	Ni	P	Pb
	Units	ppm	ppm	ppm	ppm	%	ppm	ppm	%	ppm	ppm	%	ppm	ppm	ppm	ppm
	LOR	0.05	0.05	0.1	0.005	0.01	0.5	0.2	0.01	5	0.05	0.01	0.1	0.2	10	0.5
M676047		20.3	0.24	1.0	0.022	0.28	9.0	12.9	1.70	303	0.65	0.18	7.7	56.3	470	11.3
M676048		25.5	0.16	2.6	0.051	5.72	22.8	19.2	0.58	36	1.09	0.21	14.0	79.9	1260	2.9
M676049		18.75	0.19	1.3	0.012	0.78	11.1	15.8	1.08	117	0.45	0.24	6.8	35.6	100	11.2
M676050		7.73	0.43	1.5	0.026	0.08	11.7	3.8	1.90	203	0.71	0.06	5.2	74.2	380	13.6
M676052		15.80	0.22	1.0	0.023	2.18	10.2	9.7	1.80	313	0.55	0.16	6.7	57.4	490	11.6
M676053		26.2	0.20	1.3	0.019	1.02	9.3	22.0	1.30	129	0.53	0.33	8.9	69.3	360	13.4
M676060		22.1	0.20	0.8	<0.005	1.14	97.6	31.4	0.04	21	1.37	0.04	20.9	9.7	500	2.4
M676061		10.15	0.14	2.1	0.029	2.06	15.5	16.6	0.35	43	0.47	0.02	8.5	18.6	1460	17.9
M676062		18.00	0.16	2.2	0.027	3.16	31.3	21.9	0.40	48	0.34	0.03	11.6	6.7	760	9.3
M676063		17.25	0.21	2.4	0.021	3.11	41.7	36.4	1.41	91	2.53	0.10	11.7	22.8	630	9.6
M676064		14.05	0.25	1.9	0.017	3.19	28.6	22.8	0.69	60	35.0	0.05	8.9	9.9	6480	26.1
M676025		4.38	0.47	1.1	0.014	0.43	24.7	5.9	0.69	1840	0.96	0.02	6.3	614	1000	5.2

***** See Appendix Page for comments regarding this certificate *****

ALS Canada Ltd.
2103 Dollarton Hwy
North Vancouver BC V7H 0A7
Phone: 604 984 0221 Fax: 604 984 0218 www.alsglobal.com

To: **SILVER RANGE RESOURCES LTD.**
C/O ARCHER, CATHRO & ASSOCIATES (1981) LIMITED
1016- 510 W HASTINGS ST
VANCOUVER BC V6B 1L8

Finalized Date: 22- JUL- 2012
Account: RANSIL

Project: Keg- Group 2

CERTIFICATE OF ANALYSIS WH12153603

Sample Description	Method	ME-MS61	ME-MS61	ME-MS61	ME-MS61	ME-MS61	ME-MS61	ME-MS61	ME-MS61	ME-MS61	ME-MS61	ME-MS61	ME-MS61	ME-MS61	ME-MS61	ME-MS61
	Analyte	Rb	Re	S	Sb	Sc	Se	Sn	Sr	Ta	Te	Th	Ti	Tl	U	V
	Units	ppm	ppm	%	ppm	ppm	ppm	ppm	ppm	ppm	ppm	ppm	%	ppm	ppm	ppm
	LOR	0.1	0.002	0.01	0.05	0.1	1	0.2	0.2	0.05	0.05	0.2	0.005	0.02	0.1	1
M676047		5.5	<0.002	6.15	3.76	37.3	17	19.3	139.5	0.51	0.21	2.4	0.711	0.47	0.7	262
M676048		124.0	<0.002	0.11	1.51	28.3	2	4.3	149.0	0.89	<0.05	4.3	1.290	1.80	1.9	238
M676049		30.0	<0.002	2.19	2.34	29.8	11	11.0	192.0	0.45	0.19	2.5	0.680	0.40	0.5	215
M676050		3.7	<0.002	>10.0	5.35	71.9	35	7.4	49.3	0.36	1.41	4.2	0.147	0.10	1.7	270
M676052		70.6	<0.002	3.93	4.01	33.5	18	13.2	125.0	0.44	0.34	2.8	0.624	0.86	0.5	219
M676053		19.1	<0.002	1.99	5.54	31.7	14	14.5	241	0.58	0.37	2.1	0.920	0.63	0.5	248
M676060		53.1	0.002	0.31	2.75	4.7	2	1.4	86.3	1.38	<0.05	40.3	0.441	0.57	1.6	87
M676061		84.5	0.002	1.93	4.48	6.1	4	1.4	39.7	0.65	0.11	8.7	0.277	0.69	3.7	119
M676062		125.5	<0.002	0.33	1.60	7.4	2	2.2	52.8	0.84	<0.05	9.6	0.344	0.81	3.7	178
M676063		127.5	0.007	1.03	1.71	11.6	7	3.0	158.5	0.84	0.06	11.6	0.334	1.28	4.5	168
M676064		121.0	0.012	0.61	3.82	5.9	15	2.7	170.5	0.67	0.23	8.1	0.277	1.20	4.7	136
M676025		16.6	0.003	0.31	8.07	4.7	2	0.8	117.0	0.36	<0.05	5.2	0.126	0.20	2.5	140

***** See Appendix Page for comments regarding this certificate *****

ALS Canada Ltd.
2103 Dollarton Hwy
North Vancouver BC V7H 0A7
Phone: 604 984 0221 Fax: 604 984 0218 www.alsglobal.com

To: **SILVER RANGE RESOURCES LTD.**
C/ O ARCHER, CATHRO & ASSOCIATES (1981) LIMITED
1016- 510 W HASTINGS ST
VANCOUVER BC V6B 1L8

Finalized Date: 22- JUL- 2012
Account: RANSIL

Project: Keg- Group 2

CERTIFICATE OF ANALYSIS WH12153603

Sample Description	Method Analyte Units LOR	ME- MS61 W ppm 0.1	ME- MS61 Y ppm 0.1	ME- MS61 Zn ppm 2	ME- MS61 Zr ppm 0.5	Au- AA23 Au ppm 0.005
M676047		0.9	32.5	38	40.1	0.009
M676048		1.0	15.2	5	107.5	<0.005
M676049		2.6	20.8	82	50.6	<0.005
M676050		0.4	99.5	24	83.7	0.027
M676052		0.8	27.8	37	40.9	0.006
M676053		2.5	18.8	59	46.5	0.008
M676060		1.5	8.6	<2	28.6	<0.005
M676061		0.9	21.2	8	71.8	0.014
M676062		1.3	16.2	4	78.4	<0.005
M676063		1.3	23.8	23	85.7	<0.005
M676064		1.8	60.5	6	62.1	<0.005
M676025		0.7	56.2	3330	40.9	<0.005

***** See Appendix Page for comments regarding this certificate *****

ALS Canada Ltd.
2103 Dollarton Hwy
North Vancouver BC V7H 0A7
Phone: 604 984 0221 Fax: 604 984 0218 www.alsglobal.com

To: **SILVER RANGE RESOURCES LTD.**
C/O ARCHER, CATHRO & ASSOCIATES (1981) LIMITED
1016-510 W HASTINGS ST
VANCOUVER BC V6B 1L8

Project: Keg-Group 2

Finalized Date: 22-JUL-2012
Account: RANSIL

CERTIFICATE OF ANALYSIS WH12153603

Method	CERTIFICATE COMMENTS
ME-MS61	REE's may not be totally soluble in this method.

ALS Canada Ltd.

2103 Dollarton Hwy
North Vancouver BC V7H 0A7
Phone: 604 984 0221 Fax: 604 984 0218 www.alsglobal.com

To: **SILVER RANGE RESOURCES LTD.**
C/O ARCHER, CATHRO & ASSOCIATES (1981) LIMITED
1016-510 W HASTINGS ST
VANCOUVER BC V6B 1L8

Finalized Date: 21-JUL-2012
Account: RANSIL

CERTIFICATE WH12153604

Project: Keg-Group 3

P.O. No.:

This report is for 2 Rock samples submitted to our lab in Whitehorse, YT, Canada on 3-JUL-2012.

The following have access to data associated with this certificate:

MATT DUMALA	JOAN MARIACHER	

SAMPLE PREPARATION

ALS CODE	DESCRIPTION
WEI-21	Received Sample Weight
LOG-22	Sample login - Rcd w/o BarCode
CRU-31	Fine crushing - 70%<2mm
SPL-21	Split sample - riffle splitter
PUL-31	Pulverize split to 85%<75 um

ANALYTICAL PROCEDURES

ALS CODE	DESCRIPTION	
ME-MS61	48 element four acid ICP-MS	
Au-AA23	Au 30g FA-AA finish	AAS

To: **SILVER RANGE RESOURCES LTD.**
ATTN: JOAN MARIACHER
C/O ARCHER, CATHRO & ASSOCIATES (1981) LIMITED
1016-510 W HASTINGS ST
VANCOUVER BC V6B 1L8

This is the Final Report and supersedes any preliminary report with this certificate number. Results apply to samples as submitted. All pages of this report have been checked and approved for release.

***** See Appendix Page for comments regarding this certificate *****

Signature: 

Colin Ramshaw, Vancouver Laboratory Manager

ALS Canada Ltd.
2103 Dollarton Hwy
North Vancouver BC V7H 0A7
Phone: 604 984 0221 Fax: 604 984 0218 www.alsglobal.com

To: **SILVER RANGE RESOURCES LTD.**
C/O ARCHER, CATHRO & ASSOCIATES (1981) LIMITED
1016-510 W HASTINGS ST
VANCOUVER BC V6B 1L8

Finalized Date: 21-JUL-2012
Account: RANSIL

Project: Keg-Group 3

CERTIFICATE OF ANALYSIS WH12153604

Sample Description	Method	WEI-21	ME-MS61	ME-MS61	ME-MS61	ME-MS61	ME-MS61	ME-MS61	ME-MS61	ME-MS61	ME-MS61	ME-MS61	ME-MS61	ME-MS61	ME-MS61	ME-MS61
	Analyte	Recvd Wt.	Ag	Al	As	Ba	Be	Bi	Ca	Cd	Ce	Co	Cr	Cs	Cu	Fe
	Units	kg	ppm	%	ppm	ppm	ppm	ppm	%	ppm	ppm	ppm	ppm	ppm	ppm	%
	LOR	0.02	0.01	0.01	0.2	10	0.05	0.01	0.01	0.02	0.01	0.1	1	0.05	0.2	0.01
M676065		0.56	0.60	6.58	61	190	1.01	0.33	12.10	0.95	55.6	38.7	281	18.20	112.0	6.50
M676066		0.90	1.51	7.59	110.0	120	1.37	0.86	9.04	2.96	64.7	43.4	312	9.76	70.0	7.36

***** See Appendix Page for comments regarding this certificate *****

ALS Canada Ltd.
2103 Dollarton Hwy
North Vancouver BC V7H 0A7
Phone: 604 984 0221 Fax: 604 984 0218 www.alsglobal.com

To: **SILVER RANGE RESOURCES LTD.**
C/O ARCHER, CATHRO & ASSOCIATES (1981) LIMITED
1016-510 W HASTINGS ST
VANCOUVER BC V6B 1L8

Finalized Date: 21-JUL-2012
Account: RANSIL

Project: Keg-Group 3

CERTIFICATE OF ANALYSIS WH12153604

Sample Description	Method	ME-MS61	ME-MS61	ME-MS61	ME-MS61	ME-MS61	ME-MS61	ME-MS61	ME-MS61	ME-MS61	ME-MS61	ME-MS61	ME-MS61	ME-MS61	ME-MS61	ME-MS61
	Analyte	Ga	Ge	Hf	In	K	La	Li	Mg	Mn	Mo	Na	Nb	Ni	P	Pb
	Units	ppm	ppm	ppm	ppm	%	ppm	ppm	%	ppm	ppm	%	ppm	ppm	ppm	ppm
	LOR	0.05	0.05	0.1	0.005	0.01	0.5	0.2	0.01	5	0.05	0.01	0.1	0.2	10	0.5
M676065		19.05	0.13	1.7	0.081	1.72	29.7	93.8	5.38	1590	0.75	0.09	38.4	154.0	1640	45.5
M676066		19.60	0.18	1.6	0.070	1.31	34.1	79.4	4.83	1750	0.52	0.14	45.7	183.5	1810	282

***** See Appendix Page for comments regarding this certificate *****

ALS Canada Ltd.
2103 Dollarton Hwy
North Vancouver BC V7H 0A7
Phone: 604 984 0221 Fax: 604 984 0218 www.alsglobal.com

To: **SILVER RANGE RESOURCES LTD.**
C/O ARCHER, CATHRO & ASSOCIATES (1981) LIMITED
1016-510 W HASTINGS ST
VANCOUVER BC V6B 1L8

Finalized Date: 21-JUL-2012
Account: RANSIL

Project: Keg-Group 3

CERTIFICATE OF ANALYSIS WH12153604

Sample Description	Method	ME-MS61	ME-MS61	ME-MS61	ME-MS61	ME-MS61	ME-MS61	ME-MS61	ME-MS61	ME-MS61	ME-MS61	ME-MS61	ME-MS61	ME-MS61	ME-MS61	ME-MS61
	Analyte	Rb	Re	S	Sb	Sc	Se	Sn	Sr	Ta	Te	Th	Ti	Tl	U	V
	Units	ppm	ppm	%	ppm	ppm	ppm	ppm	ppm	ppm	ppm	ppm	%	ppm	ppm	ppm
	LOR	0.1	0.002	0.01	0.05	0.1	1	0.2	0.2	0.05	0.05	0.2	0.005	0.02	0.1	1
M676065		139.5	<0.002	2.00	13.20	18.4	2	25.2	314	2.17	<0.05	3.1	0.952	2.17	0.6	180
M676066		95.2	<0.002	1.50	27.0	21.1	2	17.4	334	2.54	0.16	3.4	1.130	1.37	0.7	188

***** See Appendix Page for comments regarding this certificate *****

ALS Canada Ltd.
2103 Dollarton Hwy
North Vancouver BC V7H 0A7
Phone: 604 984 0221 Fax: 604 984 0218 www.alsglobal.com

To: **SILVER RANGE RESOURCES LTD.**
C/O ARCHER, CATHRO & ASSOCIATES (1981) LIMITED
1016-510 W HASTINGS ST
VANCOUVER BC V6B 1L8

Finalized Date: 21-JUL-2012
Account: RANSIL

Project: Keg-Group 3

CERTIFICATE OF ANALYSIS WH12153604

Sample Description	Method Analyte Units LOR	ME-MS61 W ppm 0.1	ME-MS61 Y ppm 0.1	ME-MS61 Zn ppm 2	ME-MS61 Zr ppm 0.5	Au-AA23 Au ppm 0.005
M676065		1.2	19.6	105	65.3	<0.005
M676066		1.9	20.6	374	60.0	<0.005

***** See Appendix Page for comments regarding this certificate *****

ALS Canada Ltd.
2103 Dollarton Hwy
North Vancouver BC V7H 0A7
Phone: 604 984 0221 Fax: 604 984 0218 www.alsglobal.com

To: **SILVER RANGE RESOURCES LTD.**
C/O ARCHER, CATHRO & ASSOCIATES (1981) LIMITED
1016-510 W HASTINGS ST
VANCOUVER BC V6B 1L8

Project: Keg-Group 3

Finalized Date: 21-JUL-2012
Account: RANSIL

CERTIFICATE OF ANALYSIS WH12153604

Method	CERTIFICATE COMMENTS
ME-MS61	Interference: Ca>10% on ICP-MS As, ICP-AES results shown.
ME-MS61	REE's may not be totally soluble in this method.

ALS Canada Ltd.

2103 Dollarton Hwy
North Vancouver BC V7H 0A7
Phone: 604 984 0221 Fax: 604 984 0218 www.alsglobal.com

To: **SILVER RANGE RESOURCES LTD.**
C/O ARCHER, CATHRO & ASSOCIATES (1981) LIMITED
1016-510 W HASTINGS ST
VANCOUVER BC V6B 1L8

Finalized Date: 23-JUL-2012
Account: RANSIL

CERTIFICATE WH12153605

Project: Keg-Zeno-Group 6

P.O. No.:

This report is for 28 Rock samples submitted to our lab in Whitehorse, YT, Canada on 3-JUL-2012.

The following have access to data associated with this certificate:

MATT DUMALA	JOAN MARIACHER	

SAMPLE PREPARATION

ALS CODE	DESCRIPTION
WEI-21	Received Sample Weight
LOG-22	Sample login - Rcd w/o BarCode
CRU-31	Fine crushing - 70%<2mm
CRU-QC	Crushing QC Test
SPL-21	Split sample - riffle splitter
PUL-QC	Pulverizing QC Test
PUL-31	Pulverize split to 85%<75 um

ANALYTICAL PROCEDURES

ALS CODE	DESCRIPTION	
ME-MS61	48 element four acid ICP-MS	
ME-OG62	Ore Grade Elements - Four Acid	ICP-AES
Ag-OG62	Ore Grade Ag - Four Acid	VARIABLE
Pb-OG62	Ore Grade Pb - Four Acid	VARIABLE
W-XRF05	Trace Level W XRF Analysis	XRF
Au-AA23	Au 30g FA-AA finish	AAS
Sn-XRF05	Sn-Trace Level XRF Analysis	XRF

To: **SILVER RANGE RESOURCES LTD.**
ATTN: JOAN MARIACHER
C/O ARCHER, CATHRO & ASSOCIATES (1981) LIMITED
1016-510 W HASTINGS ST
VANCOUVER BC V6B 1L8

This is the Final Report and supersedes any preliminary report with this certificate number. Results apply to samples as submitted. All pages of this report have been checked and approved for release.

***** See Appendix Page for comments regarding this certificate *****

Signature:

Colin Ramshaw, Vancouver Laboratory Manager

ALS Canada Ltd.
2103 Dollarton Hwy
North Vancouver BC V7H 0A7
Phone: 604 984 0221 Fax: 604 984 0218 www.alsglobal.com

To: **SILVER RANGE RESOURCES LTD.**
C/O ARCHER, CATHRO & ASSOCIATES (1981) LIMITED
1016-510 W HASTINGS ST
VANCOUVER BC V6B 1L8

Finalized Date: 23-JUL-2012
Account: RANSIL

Project: Keg-Zeno-Group 6

CERTIFICATE OF ANALYSIS WH12153605

Sample Description	Method	WEI-21	ME-MS61	ME-MS61	ME-MS61	ME-MS61	ME-MS61	ME-MS61	ME-MS61	ME-MS61	ME-MS61	ME-MS61	ME-MS61	ME-MS61	ME-MS61	ME-MS61
	Analyte	Recvd Wt.	Ag	Al	As	Ba	Be	Bi	Ca	Cd	Ce	Co	Cr	Cs	Cu	Fe
	Units	kg	ppm	%	ppm	ppm	ppm	ppm	%	ppm	ppm	ppm	ppm	ppm	ppm	%
	LOR	0.02	0.01	0.01	0.2	10	0.05	0.01	0.01	0.02	0.01	0.1	1	0.05	0.2	0.01
M676138		1.02	7.78	4.50	25.5	1470	2.83	2.04	7.22	21.2	46.5	3.1	26	6.45	172.5	2.11
M676139		1.33	0.74	7.94	15.7	880	1.12	11.45	2.37	0.18	121.5	10.6	61	20.4	33.3	3.97
M676140		1.48	1.14	4.91	26.8	1050	1.64	0.36	1.79	1.27	60.5	9.6	54	13.45	79.0	1.84
M676141		1.17	0.94	6.61	23.3	1410	2.26	0.20	2.04	8.58	44.0	6.6	145	11.95	112.0	2.05
M676142		1.41	>100	1.02	>10000	180	0.89	429	0.04	1.07	11.60	6.5	20	1.27	15.8	7.77
M676143		2.10	>100	0.29	>10000	110	0.45	357	0.01	1.26	4.23	8.5	18	0.67	8.5	10.90
M676144		1.36	77.7	0.55	>10000	140	0.56	521	0.01	1.35	2.46	7.5	15	1.51	20.2	14.05
M676145		1.73	>100	0.13	>10000	30	0.35	515	0.01	5.82	3.36	6.6	15	0.14	30.9	8.85
M676146		1.09	2.14	2.45	1550	850	1.55	4.34	0.05	0.56	19.95	1.4	20	2.01	5.2	0.79
M676147		1.15	5.76	2.67	6270	720	1.98	8.07	0.09	6.73	25.5	1.5	20	2.28	13.5	1.17
M676148		1.95	>100	0.55	>10000	190	0.55	380	0.01	13.75	2.79	9.9	17	0.85	237	9.64
M676149		1.33	17.65	0.90	>10000	140	0.96	158.0	0.03	0.19	1.97	16.6	12	1.66	10.9	11.35
M676150		1.40	24.1	0.58	>10000	310	0.73	83.4	0.03	1.92	5.04	13.1	19	1.19	18.9	7.34
M676151		1.61	54.7	0.40	>10000	160	0.40	389	0.06	2.46	6.41	25.3	17	1.64	382	10.95
M676152		0.94	53.8	2.70	>10000	1000	3.09	212	0.03	2.51	7.99	4.3	22	6.97	24.9	2.18
M676153		1.33	7.55	5.89	>10000	570	2.40	74.7	1.94	1.31	88.5	20.7	47	52.1	204	4.22
M676154		1.18	11.05	1.00	>10000	210	1.23	71.5	0.03	2.04	20.3	8.6	30	1.92	12.4	1.75
M676155		1.39	1.01	0.44	>10000	150	0.67	15.25	0.02	0.38	3.39	3.9	28	0.91	4.2	1.68
M676156		1.77	55.5	0.53	>10000	190	0.66	263	0.01	2.62	10.00	9.4	29	1.69	62.8	3.72
M676157		1.26	9.58	1.96	>10000	430	1.07	16.15	0.03	10.65	9.12	1.5	22	3.70	435	2.34
M676158		1.02	62.7	5.68	>10000	250	2.61	116.5	0.08	29.2	32.6	3.2	18	14.70	4330	7.45
M676159		1.41	>100	0.79	>10000	140	0.63	98.3	0.03	14.65	6.11	4.1	18	9.70	1030	10.40
M676160		1.06	0.63	3.59	299	1000	1.57	0.61	13.35	0.10	40.5	2.5	20	3.32	14.9	1.58
M676161		2.08	1.63	6.04	70.0	610	2.11	0.30	4.00	3.28	58.4	10.0	85	24.8	201	3.02
M676204		1.48	0.29	7.65	67.2	5480	1.97	0.42	2.44	0.06	65.2	5.4	76	27.7	20.8	3.36
M676205		2.03	0.08	8.30	34.4	3990	1.73	0.14	1.64	0.88	78.4	14.2	67	26.5	15.5	4.28
M676206		1.56	0.35	7.80	42.9	1430	2.35	0.33	5.40	2.02	73.3	13.0	69	15.20	93.0	4.25
M676207		2.02	0.31	7.28	98.3	1020	3.06	0.48	2.13	1.65	67.6	6.2	16	12.15	28.4	3.03

***** See Appendix Page for comments regarding this certificate *****

ALS Canada Ltd.
2103 Dollarton Hwy
North Vancouver BC V7H 0A7
Phone: 604 984 0221 Fax: 604 984 0218 www.alsglobal.com

To: **SILVER RANGE RESOURCES LTD.**
C/O ARCHER, CATHRO & ASSOCIATES (1981) LIMITED
1016-510 W HASTINGS ST
VANCOUVER BC V6B 1L8

Finalized Date: 23-JUL-2012
Account: RANSIL

Project: Keg-Zeno-Group 6

CERTIFICATE OF ANALYSIS WH12153605

Sample Description	Method	ME-MS61	ME-MS61	ME-MS61	ME-MS61	ME-MS61	ME-MS61	ME-MS61	ME-MS61	ME-MS61	ME-MS61	ME-MS61	ME-MS61	ME-MS61	ME-MS61	ME-MS61
	Analyte	Ga	Ge	Hf	In	K	La	Li	Mg	Mn	Mo	Na	Nb	Ni	P	Pb
	Units	ppm	ppm	ppm	ppm	%	ppm	ppm	%	ppm	ppm	%	ppm	ppm	ppm	ppm
	LOR	0.05	0.05	0.1	0.005	0.01	0.5	0.2	0.01	5	0.05	0.01	0.1	0.2	10	0.5
M676138		9.69	0.11	1.2	0.406	3.49	25.5	32.9	5.52	4200	0.38	0.14	7.4	13.9	310	1245
M676139		20.2	0.24	2.0	0.012	2.21	72.4	101.0	4.28	173	1.87	1.03	12.4	24.5	270	13.0
M676140		13.00	0.15	2.6	0.015	2.41	32.7	62.6	1.13	150	20.3	0.08	10.5	76.3	6400	24.5
M676141		16.05	0.16	2.2	0.166	3.34	28.0	64.3	1.61	143	4.16	0.15	9.4	75.2	630	14.3
M676142		3.98	0.20	0.2	0.164	0.24	6.4	22.4	0.18	62	1.17	0.05	1.6	3.6	80	3820
M676143		0.97	0.24	0.1	0.084	0.09	2.4	16.9	0.04	45	1.02	0.01	0.9	2.6	50	5720
M676144		1.98	0.30	0.1	0.283	0.24	1.5	11.2	0.07	49	1.57	0.01	0.9	2.7	70	944
M676145		0.55	0.23	<0.1	0.906	0.01	2.0	18.8	0.02	40	0.68	0.01	0.3	1.8	10	>10000
M676146		6.74	0.07	0.9	0.060	1.16	10.8	22.6	0.25	138	0.35	0.10	1.0	3.6	20	68.1
M676147		7.81	0.11	1.3	0.625	1.00	14.1	23.4	0.31	140	0.50	0.10	1.0	3.8	20	553
M676148		1.73	0.23	0.1	1.840	0.23	1.7	13.6	0.05	56	0.62	0.01	0.6	4.1	40	5460
M676149		2.70	0.24	<0.1	0.172	0.17	1.1	12.1	0.18	58	0.78	0.06	0.5	2.8	30	405
M676150		1.86	0.16	<0.1	0.192	0.12	2.8	16.2	0.12	77	0.70	0.05	0.3	3.3	30	1395
M676151		1.96	0.24	<0.1	0.380	0.12	3.7	13.8	0.11	84	1.08	0.05	0.5	12.4	40	1055
M676152		7.68	0.09	0.3	0.194	1.23	4.1	58.1	0.30	105	0.49	0.04	1.8	2.3	60	1610
M676153		15.30	0.26	0.8	0.088	1.92	48.3	96.9	1.94	1160	4.89	1.00	9.7	23.0	790	167.0
M676154		3.43	0.09	0.1	0.075	0.27	10.6	23.8	0.17	82	0.41	0.04	0.6	4.7	30	485
M676155		1.44	0.07	<0.1	0.023	0.08	1.9	14.7	0.10	70	0.33	0.03	0.1	2.2	10	32.7
M676156		1.96	0.11	0.1	0.249	0.24	5.5	16.3	0.07	67	0.73	0.05	0.7	2.4	40	1185
M676157		6.84	0.09	0.4	0.763	0.98	4.8	25.5	0.10	76	0.51	0.02	1.9	1.7	110	545
M676158		15.95	0.26	1.2	5.03	2.86	16.2	80.7	0.37	143	1.50	0.07	6.0	2.4	350	1550
M676159		2.99	0.20	0.2	6.48	0.45	3.2	36.7	0.29	127	1.59	0.01	1.7	4.5	130	>10000
M676160		6.81	0.10	1.2	0.059	2.21	21.9	14.3	5.51	456	0.22	0.08	5.8	8.0	220	38.7
M676161		16.10	0.20	2.6	0.050	2.88	35.4	72.7	2.36	262	13.00	0.22	10.7	76.2	>10000	21.9
M676204		23.2	0.23	0.2	0.074	3.67	34.2	84.6	2.64	372	0.51	1.75	15.9	7.7	380	27.1
M676205		21.2	0.21	0.8	0.066	1.40	44.8	48.9	2.52	855	0.63	4.81	14.9	27.3	450	12.4
M676206		19.90	0.17	1.4	0.029	1.75	40.1	72.9	2.46	1220	0.43	0.92	13.7	26.7	450	118.5
M676207		18.45	0.20	1.8	0.069	2.96	33.2	83.2	0.71	623	0.57	1.63	12.4	7.2	460	66.4

***** See Appendix Page for comments regarding this certificate *****

ALS Canada Ltd.
2103 Dollarton Hwy
North Vancouver BC V7H 0A7
Phone: 604 984 0221 Fax: 604 984 0218 www.alsglobal.com

To: **SILVER RANGE RESOURCES LTD.**
C/O ARCHER, CATHRO & ASSOCIATES (1981) LIMITED
1016-510 W HASTINGS ST
VANCOUVER BC V6B 1L8

Finalized Date: 23-JUL-2012
Account: RANSIL

Project: Keg-Zeno-Group 6

CERTIFICATE OF ANALYSIS WH12153605

Sample Description	Method	ME-MS61	ME-MS61	ME-MS61	ME-MS61	ME-MS61	ME-MS61	ME-MS61	ME-MS61	ME-MS61	ME-MS61	ME-MS61	ME-MS61	ME-MS61	ME-MS61	ME-MS61
	Analyte	Rb	Re	S	Sb	Sc	Se	Sn	Sr	Ta	Te	Th	Ti	Tl	U	V
	Units	ppm	ppm	%	ppm	ppm	ppm	ppm	ppm	ppm	ppm	ppm	%	ppm	ppm	ppm
	LOR	0.1	0.002	0.01	0.05	0.1	1	0.2	0.2	0.05	0.05	0.2	0.005	0.02	0.1	1
M676138		193.0	<0.002	0.22	6.58	6.1	2	331	93.9	0.52	0.30	7.4	0.220	2.00	1.8	56
M676139		115.0	<0.002	1.61	10.65	12.8	10	3.0	341	0.84	0.14	12.7	0.332	2.34	1.7	61
M676140		139.0	0.034	1.02	13.55	10.5	4	20.7	265	0.72	0.06	9.2	0.251	2.14	15.1	269
M676141		156.5	0.017	1.09	30.7	12.6	6	3.5	278	0.64	0.05	7.5	0.297	1.69	7.5	263
M676142		24.9	<0.002	3.53	229	2.0	20	42.5	11.0	0.12	1.09	1.9	0.036	0.47	0.7	22
M676143		10.7	<0.002	5.51	292	0.6	29	18.0	6.3	<0.05	1.29	0.6	0.016	0.62	0.5	7
M676144		22.3	<0.002	6.67	227	0.9	32	27.6	3.7	<0.05	1.47	0.6	0.017	0.33	0.6	18
M676145		0.9	0.002	4.28	318	0.2	33	50.8	4.0	<0.05	1.45	0.4	<0.005	1.00	0.1	1
M676146		69.3	<0.002	0.06	8.60	1.7	2	69.9	20.1	0.25	<0.05	9.2	0.016	0.60	1.7	8
M676147		72.6	0.002	0.28	115.5	1.8	2	128.0	18.5	0.25	0.07	11.5	0.019	0.61	2.3	11
M676148		19.0	0.002	4.75	423	0.5	26	236	3.8	<0.05	1.04	1.1	0.011	0.47	0.5	5
M676149		18.9	0.003	5.11	116.5	1.7	27	35.0	10.6	<0.05	1.05	0.4	0.012	0.28	0.1	9
M676150		10.4	<0.002	2.94	96.0	2.5	19	57.5	12.2	<0.05	0.91	0.5	0.011	0.31	0.1	10
M676151		12.5	0.010	5.77	89.9	0.7	28	25.3	10.2	<0.05	1.29	0.7	0.012	0.65	0.2	3
M676152		138.5	<0.002	0.71	441	6.7	7	101.5	11.6	0.13	0.60	2.0	0.076	1.24	0.4	27
M676153		211	0.002	1.38	16.80	8.8	7	41.1	178.5	0.66	0.31	11.1	0.240	3.02	1.3	41
M676154		28.9	0.003	0.58	30.4	2.3	4	30.6	9.0	<0.05	0.28	1.2	0.024	0.32	0.1	12
M676155		7.7	<0.002	0.60	18.50	1.4	5	9.0	8.2	<0.05	0.10	0.2	0.005	0.11	0.1	6
M676156		24.0	0.002	1.46	51.7	1.3	10	34.7	5.2	0.08	0.69	0.9	0.020	0.51	0.2	5
M676157		82.1	0.002	0.86	11.70	3.4	5	184.5	9.7	0.18	<0.05	3.7	0.054	0.62	0.7	13
M676158		266	0.003	3.74	49.6	10.5	19	394	19.4	0.54	0.14	11.1	0.155	2.15	2.4	40
M676159		74.3	<0.002	3.73	176.5	1.7	15	>500	26.5	0.09	3.79	0.7	0.052	1.27	0.8	21
M676160		65.3	<0.002	0.02	11.15	4.6	2	19.6	67.4	0.39	<0.05	5.6	0.172	0.53	1.4	29
M676161		131.0	0.037	1.21	13.65	9.9	10	8.0	468	0.67	0.06	9.8	0.280	1.73	11.6	494
M676204		98.6	<0.002	0.55	3.37	13.7	2	4.5	281	0.93	0.07	10.6	0.420	1.14	0.6	82
M676205		87.5	0.003	0.12	1.01	13.1	2	13.0	246	1.03	<0.05	14.2	0.381	1.28	1.5	63
M676206		98.3	<0.002	0.69	2.42	11.8	3	102.0	382	0.92	<0.05	13.4	0.366	1.72	1.6	84
M676207		159.0	<0.002	0.01	0.94	14.1	2	18.1	202	1.19	<0.05	15.9	0.305	1.24	2.9	52

***** See Appendix Page for comments regarding this certificate *****

ALS Canada Ltd.
2103 Dollarton Hwy
North Vancouver BC V7H 0A7
Phone: 604 984 0221 Fax: 604 984 0218 www.alsglobal.com

To: **SILVER RANGE RESOURCES LTD.**
C/O ARCHER, CATHRO & ASSOCIATES (1981) LIMITED
1016-510 W HASTINGS ST
VANCOUVER BC V6B 1L8

Finalized Date: 23-JUL-2012
Account: RANSIL

Project: Keg-Zeno-Group 6

CERTIFICATE OF ANALYSIS WH12153605

Sample Description	Method	ME-MS61	ME-MS61	ME-MS61	ME-MS61	Ag-OG62	Pb-OG62	W-XRF05	Au-AA23	Sn-XRF05
	Analyte	W	Y	Zn	Zr	Ag	Pb	W	Au	Sn
	Units	ppm	ppm	ppm	ppm	ppm	%	ppm	ppm	ppm
	LOR	0.1	0.1	2	0.5	1	0.001	10	0.005	5
M676138		47.6	21.5	1140	44.5				<0.005	
M676139		1.3	17.6	55	73.2				<0.005	
M676140		1.5	33.6	84	102.0				0.005	
M676141		1.5	25.0	944	85.9				0.006	
M676142		67.0	2.5	27	7.3	130			0.208	
M676143		50.9	1.0	12	3.1	137			0.189	
M676144		25.9	1.0	22	4.0				0.166	
M676145		74.4	0.5	162	0.9	241	1.115		0.172	
M676146		1.9	2.9	15	20.8				<0.005	
M676147		16.2	3.4	233	30.2				<0.005	
M676148		78.0	1.0	730	2.8	149			0.138	
M676149		212	1.6	14	1.4				0.059	
M676150		91.1	0.9	40	1.3				0.036	
M676151		880	2.1	89	1.4			900	0.095	
M676152		86.0	2.5	57	9.0				0.035	
M676153		28.1	18.0	75	24.9				0.026	
M676154		177.5	1.9	28	2.1				0.035	
M676155		8.0	0.7	7	<0.5				0.011	
M676156		110.0	1.2	132	1.9				0.073	
M676157		173.0	2.4	212	9.2				<0.005	
M676158		210	9.9	762	30.5				0.008	
M676159		4.0	4.0	463	6.7	126	1.495		0.006	2530
M676160		1.2	17.9	49	42.8				<0.005	
M676161		1.5	31.1	385	102.0				<0.005	
M676204		0.7	9.0	64	6.5				<0.005	
M676205		0.7	15.9	92	25.1				<0.005	
M676206		3.9	16.4	154	47.0				<0.005	
M676207		2.4	21.7	162	48.6				<0.005	

***** See Appendix Page for comments regarding this certificate *****

ALS Canada Ltd.
2103 Dollarton Hwy
North Vancouver BC V7H 0A7
Phone: 604 984 0221 Fax: 604 984 0218 www.alsglobal.com

To: **SILVER RANGE RESOURCES LTD.**
C/O ARCHER, CATHRO & ASSOCIATES (1981) LIMITED
1016-510 W HASTINGS ST
VANCOUVER BC V6B 1L8

Finalized Date: 23-JUL-2012
Account: RANSIL

Project: Keg-Zeno-Group 6

CERTIFICATE OF ANALYSIS WH12153605

Method	CERTIFICATE COMMENTS
ME-MS61	Interference: Ca>10%on ICP-MS As,ICP-AES results shown.
ME-MS61	REE's may not be totally soluble in this method.

ALS Canada Ltd.

2103 Dollarton Hwy
North Vancouver BC V7H 0A7
Phone: 604 984 0221 Fax: 604 984 0218 www.alsglobal.com

To: **SILVER RANGE RESOURCES LTD.**
C/O ARCHER, CATHRO & ASSOCIATES (1981) LIMITED
1016-510 W HASTINGS ST
VANCOUVER BC V6B 1L8

Finalized Date: 8-JUL-2012
This copy reported on 10-JUL-2012
Account: RANSIL

CERTIFICATE WH12153698

Project: Re-assays from WH12133975

P.O. No.: Batch 4

This report is for 36 Drill Core samples submitted to our lab in Whitehorse, YT, Canada on 4-JUL-2012.

The following have access to data associated with this certificate:

JOAN MARIACHER		

SAMPLE PREPARATION

ALS CODE	DESCRIPTION
FND-02	Find Sample for Addn Analysis

ANALYTICAL PROCEDURES

ALS CODE	DESCRIPTION	INSTRUMENT
Zn-OG62	Ore Grade Zn - Four Acid	VARIABLE
ME-MS61	48 element four acid ICP-MS	
ME-OG62	Ore Grade Elements - Four Acid	ICP-AES

To: **SILVER RANGE RESOURCES LTD.**
ATTN: JOAN MARIACHER
C/O ARCHER, CATHRO & ASSOCIATES (1981) LIMITED
1016-510 W HASTINGS ST
VANCOUVER BC V6B 1L8

This is the Final Report and supersedes any preliminary report with this certificate number. Results apply to samples as submitted. All pages of this report have been checked and approved for release.

***** See Appendix Page for comments regarding this certificate *****

Comments: **Re-analysis Results for Samples Originally Reported on Certificate WH12133975**

Signature:

Colin Ramshaw, Vancouver Laboratory Manager

ALS Canada Ltd.
2103 Dollarton Hwy
North Vancouver BC V7H 0A7
Phone: 604 984 0221 Fax: 604 984 0218 www.alsglobal.com

To: **SILVER RANGE RESOURCES LTD.**
C/O ARCHER, CATHRO & ASSOCIATES (1981) LIMITED
1016-510 W HASTINGS ST
VANCOUVER BC V6B 1L8

Finalized Date: 8-JUL-2012
Account: RANSIL

Project: Re-assays from WH12133975

CERTIFICATE OF ANALYSIS WH12153698

Sample Description	Method	ME-MS61	ME-MS61	ME-MS61	ME-MS61	ME-MS61	ME-MS61	ME-MS61	ME-MS61	ME-MS61	ME-MS61	ME-MS61	ME-MS61	ME-MS61	ME-MS61	ME-MS61
	Analyte	Ag	Al	As	Ba	Be	Bi	Ca	Cd	Ce	Co	Cr	Cs	Cu	Fe	Ga
	Units	ppm	%	ppm	ppm	ppm	ppm	%	ppm	ppm	ppm	ppm	ppm	ppm	%	ppm
	LOR	0.01	0.01	0.2	10	0.05	0.01	0.01	0.02	0.01	0.1	1	0.05	0.2	0.01	0.05
K285937		0.37	6.04	4.6	550	2.11	12.70	2.59	1.52	60.5	17.7	67	11.25	411	3.92	17.05
K285938		0.48	6.25	3.3	440	2.37	36.7	3.57	1.65	64.4	19.1	67	11.30	493	3.97	17.30
K285939		0.23	6.49	3.8	970	2.22	5.62	2.19	0.21	68.8	13.9	73	12.85	300	2.93	17.20
K285940		0.23	6.57	5.9	890	2.37	5.67	2.21	0.24	69.2	14.9	73	13.15	314	3.00	18.20
K285941		0.23	6.26	17.4	1070	2.17	19.40	2.03	1.24	64.6	15.4	75	12.65	287	3.07	17.50
K285942		0.31	6.40	7.1	760	2.33	55.8	2.06	0.14	57.0	17.8	66	13.30	470	3.55	18.25
K285943		0.25	6.51	6.2	870	2.33	3.53	2.25	0.80	71.6	14.0	75	14.15	292	2.98	17.60
K285944		0.30	6.62	34.3	650	2.28	8.30	3.57	0.30	68.6	15.7	75	12.40	417	3.71	17.65
K285945		0.01	0.08	<5	40	0.10	0.08	20.8	0.08	1.25	2.2	2	0.16	3.7	0.44	0.42
K285946		0.29	6.59	9.7	800	2.53	5.55	3.80	0.52	69.4	12.8	71	15.05	342	3.19	17.35
K285947		0.28	6.64	6.5	1080	2.36	3.42	2.56	1.06	68.8	12.6	75	15.15	373	2.87	17.00
K285948		0.62	6.39	41.4	910	2.07	7.86	2.74	0.35	54.9	15.7	65	14.55	425	3.19	16.85
K285949		0.28	6.21	11.8	600	2.24	5.24	2.79	2.19	59.8	19.9	70	11.80	409	3.57	16.40
K285950		0.28	6.08	1065	750	2.12	4.30	2.70	0.56	59.4	21.8	71	13.90	283	3.38	16.15
K285951		0.48	6.50	24.0	780	2.00	13.95	2.56	0.66	60.8	18.1	79	13.35	411	3.49	17.70
K285952		0.69	4.77	324	250	0.80	39.6	1.22	0.20	31.1	27.6	61	14.15	771	5.31	14.30
K285953		57.2	3.73	415	120	1.11	132.5	8.15	540	34.5	15.5	60	3.91	7230	6.58	11.65
K285954		0.50	6.53	44.5	660	2.24	10.75	2.27	0.73	62.5	23.4	76	14.80	547	4.04	17.50
K285955		0.45	6.68	160.0	800	2.38	21.7	3.16	0.42	58.0	22.7	75	14.50	492	3.74	18.30
K285956		0.41	6.24	66.9	1010	2.11	9.64	2.46	2.26	64.6	21.7	73	14.30	502	3.56	17.70
K285957		33.6	4.27	414	380	1.48	132.5	7.20	179.5	38.3	10.3	67	5.57	1145	5.32	12.70
K285958		0.51	6.41	50.9	720	2.30	19.60	3.24	2.03	64.2	24.5	72	12.55	552	3.99	17.50
K285959		0.73	6.47	10.7	890	2.43	16.65	3.18	3.08	60.3	20.7	74	11.00	396	3.66	17.75
K285960		0.27	6.34	4.0	660	2.22	5.50	2.11	0.45	62.2	21.2	74	11.40	427	3.73	17.50
K285961		0.24	6.61	4.1	1020	2.30	5.54	2.19	0.39	62.1	18.5	76	11.10	366	3.41	17.70
K285962		0.29	6.41	4.0	910	2.15	9.68	2.44	1.46	63.9	21.3	77	11.10	385	3.76	17.80
K285963		0.27	6.45	17.5	680	2.27	10.30	2.41	1.66	63.0	20.7	83	11.05	398	3.67	17.95
K285964		0.27	6.28	6.1	690	2.17	7.88	2.54	0.82	59.0	19.2	78	11.10	401	3.56	16.80
K285965		0.38	6.41	3.8	560	2.29	10.80	2.64	3.13	66.0	24.0	77	13.75	574	4.09	18.05
K285966		0.30	6.27	7.0	540	2.25	9.77	2.63	0.88	55.7	21.0	75	12.70	457	3.93	17.10
K285967		0.01	0.18	<5	30	0.13	0.04	21.0	0.06	1.38	2.3	5	0.49	3.0	0.47	0.57
K285968		0.43	6.23	9.1	540	2.01	33.3	2.91	0.44	63.1	19.0	77	12.25	494	3.61	15.20
K285969		6.25	5.66	8.9	320	1.95	58.6	2.42	43.5	47.3	21.2	67	12.05	723	4.68	15.50
K285970		0.85	5.68	59.0	230	2.13	46.0	4.47	12.25	51.8	20.1	50	6.36	766	4.86	16.25
K285971		0.44	6.62	6.5	600	2.38	63.9	3.66	1.46	62.6	19.3	67	11.90	515	4.05	18.05
K285972		0.39	6.11	2.7	430	2.28	22.6	3.27	0.52	66.2	17.0	58	10.25	426	4.14	16.75

Comments: **Re-analysis Results for Samples Originally Reported on Certificate WH12133975**

***** See Appendix Page for comments regarding this certificate *****

ALS Canada Ltd.
2103 Dollarton Hwy
North Vancouver BC V7H 0A7
Phone: 604 984 0221 Fax: 604 984 0218 www.alsglobal.com

To: **SILVER RANGE RESOURCES LTD.**
C/O ARCHER, CATHRO & ASSOCIATES (1981) LIMITED
1016-510 W HASTINGS ST
VANCOUVER BC V6B 1L8

Finalized Date: 8-JUL-2012
Account: RANSIL

Project: Re-assays from WH12133975

CERTIFICATE OF ANALYSIS WH12153698

Sample Description	Method	ME-MS61	ME-MS61	ME-MS61	ME-MS61	ME-MS61	ME-MS61	ME-MS61	ME-MS61	ME-MS61	ME-MS61	ME-MS61	ME-MS61	ME-MS61	ME-MS61	ME-MS61
	Analyte	Ge	Hf	In	K	La	Li	Mg	Mn	Mo	Na	Nb	Ni	P	Pb	Rb
	Units	ppm	ppm	ppm	%	ppm	ppm	%	ppm	ppm	%	ppm	ppm	ppm	ppm	ppm
	LOR	0.05	0.1	0.005	0.01	0.5	0.2	0.01	5	0.05	0.01	0.1	0.2	10	0.5	0.1
K285937		0.11	2.1	0.039	2.81	32.4	25.8	1.86	145	57.7	0.38	11.9	63.7	2310	6.4	197.5
K285938		0.13	1.9	0.061	2.47	34.9	25.9	2.39	350	7.65	0.30	12.2	42.2	1990	9.0	181.5
K285939		0.15	2.2	0.016	3.43	35.2	29.7	1.60	116	58.8	0.38	11.3	48.5	1630	8.6	231
K285940		0.18	2.1	0.016	3.44	35.3	30.3	1.63	117	61.7	0.38	11.5	51.4	1610	8.7	238
K285941		0.17	2.1	0.043	3.14	33.1	28.7	1.58	150	61.1	0.51	11.2	49.2	1460	8.5	208
K285942		0.20	2.2	0.011	3.52	27.9	25.5	1.48	100	250	0.41	11.7	74.7	1050	10.3	231
K285943		0.19	2.2	0.027	3.52	37.1	27.9	1.65	131	36.5	0.46	11.7	48.9	1710	8.6	236
K285944		0.23	2.2	0.022	2.87	37.4	23.9	2.50	438	9.23	0.44	13.4	45.9	2260	7.6	184.0
K285945		0.06	<0.1	0.006	0.03	0.6	1.0	12.45	214	0.50	0.01	0.4	4.1	210	1.3	1.9
K285946		0.20	2.3	0.026	2.74	36.7	30.9	2.39	311	10.90	0.41	13.2	43.8	2080	8.2	198.0
K285947		0.14	2.3	0.045	3.36	36.0	39.5	1.76	94	30.9	0.52	11.6	43.2	1730	6.5	221
K285948		0.21	2.3	0.016	3.41	27.1	52.4	1.68	152	77.7	0.25	11.8	51.0	1320	14.6	236
K285949		0.23	2.1	0.049	2.85	30.1	44.1	1.83	235	33.6	0.35	12.0	59.0	1870	7.0	190.0
K285950		0.16	2.1	0.015	2.96	30.7	51.1	1.51	200	30.1	0.42	11.7	62.2	2150	8.8	202
K285951		0.20	2.2	0.015	3.55	31.2	57.0	1.73	176	44.3	0.37	12.4	66.7	2740	13.8	241
K285952		0.18	1.8	0.013	4.01	11.4	71.1	1.95	163	26.0	0.12	9.8	56.5	1700	9.7	219
K285953		0.41	1.1	18.55	1.23	19.9	57.8	2.24	2850	9.68	0.16	8.0	50.9	1050	3300	77.9
K285954		0.13	2.3	0.024	4.04	30.6	61.0	1.36	138	52.9	0.33	12.3	82.4	3130	13.1	239
K285955		0.17	2.3	0.030	3.15	30.5	54.2	1.89	359	39.1	0.42	12.4	66.6	2950	11.9	218
K285956		0.22	2.2	0.069	3.30	33.7	49.3	1.58	238	30.1	0.37	11.9	59.8	2090	12.7	224
K285957		0.28	1.3	9.02	1.70	21.5	37.7	2.19	1920	13.60	0.20	8.6	50.8	1220	2750	89.4
K285958		0.15	2.1	0.052	2.76	33.6	45.3	2.09	510	25.2	0.36	11.9	55.6	2440	13.8	195.0
K285959		0.15	2.1	0.049	2.46	32.1	33.3	1.98	528	27.6	0.57	11.9	57.8	2220	38.3	160.5
K285960		0.16	2.2	0.023	3.37	33.0	34.4	1.24	119	57.5	0.41	11.1	81.2	3380	10.1	213
K285961		0.20	2.2	0.025	3.48	32.3	32.5	1.26	127	57.2	0.43	11.3	75.6	3450	10.1	212
K285962		0.19	2.2	0.035	2.92	34.8	27.5	1.61	188	45.4	0.46	11.4	72.2	2360	6.6	195.0
K285963		0.21	2.1	0.035	3.30	33.2	27.3	1.47	141	41.9	0.36	11.8	80.9	3510	8.1	208
K285964		0.17	2.1	0.020	2.82	32.1	29.8	1.53	129	39.9	0.40	11.5	74.7	2680	7.3	182.5
K285965		0.28	2.2	0.059	3.09	37.4	38.6	1.70	156	37.4	0.36	12.0	79.5	2900	9.2	219
K285966		0.20	2.2	0.025	3.15	29.2	34.7	1.50	142	65.1	0.41	11.7	85.2	3690	9.4	210
K285967		<0.05	<0.1	0.005	0.06	0.7	1.7	12.50	207	0.23	0.01	0.5	4.9	180	1.4	3.8
K285968		0.16	2.0	0.015	3.00	33.2	33.1	1.70	219	43.6	0.28	11.0	66.6	2840	11.7	208
K285969		0.24	2.0	0.767	3.49	24.0	32.1	2.11	291	33.4	0.21	11.1	60.2	1700	430	236
K285970		0.21	1.8	0.294	2.85	26.0	16.6	3.64	851	25.6	0.22	11.8	45.8	1920	48.3	159.0
K285971		0.24	2.1	0.042	3.01	32.1	24.4	2.57	648	32.2	0.27	12.8	52.3	2030	14.3	214
K285972		0.16	2.1	0.023	2.73	33.0	18.9	2.08	334	61.1	0.37	12.6	53.9	1830	9.2	190.5

Comments: **Re-analysis Results for Samples Originally Reported on Certificate WH12133975**

***** See Appendix Page for comments regarding this certificate *****

ALS Canada Ltd.
2103 Dollarton Hwy
North Vancouver BC V7H 0A7
Phone: 604 984 0221 Fax: 604 984 0218 www.alsglobal.com

To: **SILVER RANGE RESOURCES LTD.**
C/O ARCHER, CATHRO & ASSOCIATES (1981) LIMITED
1016-510 W HASTINGS ST
VANCOUVER BC V6B 1L8

Finalized Date: 8-JUL-2012
Account: RANSIL

Project: Re-assays from WH12133975

CERTIFICATE OF ANALYSIS WH12153698

Sample Description	Method	ME-MS61	ME-MS61	ME-MS61	ME-MS61	ME-MS61	ME-MS61	ME-MS61	ME-MS61	ME-MS61	ME-MS61	ME-MS61	ME-MS61	ME-MS61	ME-MS61	ME-MS61
	Analyte	Re	S	Sb	Sc	Se	Sn	Sr	Ta	Te	Th	Ti	Tl	U	V	W
	Units	ppm	%	ppm	ppm	ppm	ppm	ppm	ppm	ppm	ppm	%	ppm	ppm	ppm	ppm
	LOR	0.002	0.01	0.05	0.1	1	0.2	0.2	0.05	0.05	0.2	0.005	0.02	0.1	1	0.1
K285937		0.033	1.86	1.26	14.0	13	4.7	221	0.81	0.17	8.1	0.349	2.27	9.7	441	2.8
K285938		0.007	2.01	1.45	14.0	12	9.6	251	0.82	0.38	8.4	0.352	1.93	3.9	174	2.3
K285939		0.029	1.31	0.76	14.0	8	4.1	263	0.81	0.11	8.9	0.340	2.67	8.8	319	2.5
K285940		0.030	1.35	0.76	14.4	8	4.1	268	0.79	0.10	8.9	0.341	2.75	8.9	325	2.7
K285941		0.034	1.47	0.94	13.7	8	3.4	190.5	0.78	0.13	8.7	0.328	2.51	6.6	311	1.7
K285942		0.077	1.77	1.16	13.8	9	3.7	247	0.77	0.56	8.4	0.330	2.62	15.8	405	3.7
K285943		0.034	1.47	1.07	14.7	10	3.6	257	0.84	0.09	9.0	0.347	2.74	6.2	335	1.8
K285944		0.014	1.84	1.30	14.2	11	9.3	237	0.90	0.22	9.1	0.394	2.16	4.6	263	2.4
K285945		<0.002	0.02	<0.05	0.7	<1	<0.2	44.4	<0.05	<0.05	<0.2	<0.005	<0.02	0.5	3	0.1
K285946		0.021	1.41	2.06	13.6	10	6.7	242	0.92	0.14	8.9	0.393	2.35	4.4	288	1.8
K285947		0.025	1.27	1.79	14.0	9	3.0	232	0.81	0.10	9.0	0.354	2.61	5.9	320	1.7
K285948		0.030	1.38	277	13.9	9	8.0	251	0.79	0.21	8.7	0.343	2.56	9.8	258	2.8
K285949		0.041	1.80	4.32	13.4	13	4.5	254	0.80	0.12	8.7	0.345	2.13	8.0	396	2.4
K285950		0.047	1.77	7.91	12.8	13	5.1	208	0.78	0.19	9.1	0.332	2.21	8.7	437	3.1
K285951		0.044	1.68	3.08	14.1	11	10.7	263	0.85	0.55	9.8	0.365	2.67	11.1	423	2.9
K285952		0.033	2.59	3.12	12.5	16	22.5	134.5	0.64	2.82	7.1	0.283	2.85	6.8	344	4.1
K285953		0.016	4.54	9.54	8.4	119	>500	143.0	0.50	0.52	6.5	0.224	0.73	4.0	80	10.2
K285954		0.052	1.98	1.70	14.8	14	24.3	254	0.83	0.26	9.5	0.351	2.88	13.0	498	2.9
K285955		0.037	1.92	6.68	14.2	13	19.3	249	0.83	0.68	10.2	0.358	2.57	11.9	354	54.2
K285956		0.036	1.82	1.98	14.1	15	8.2	229	0.81	0.34	10.1	0.339	2.75	9.5	365	1.8
K285957		0.013	2.75	12.10	9.2	68	151.5	193.0	0.55	0.41	6.9	0.254	0.96	3.9	125	3.0
K285958		0.029	2.01	2.12	14.4	15	9.3	221	0.79	0.68	9.2	0.345	2.35	9.4	300	5.2
K285959		0.033	1.92	1.69	14.3	13	5.5	181.0	0.79	0.59	9.5	0.340	2.08	8.9	348	1.8
K285960		0.064	1.87	0.99	14.0	15	4.0	211	0.76	0.12	10.0	0.326	2.53	14.3	525	2.2
K285961		0.061	1.68	0.94	14.1	13	4.1	217	0.77	0.12	10.1	0.344	2.47	13.8	544	2.2
K285962		0.062	1.91	0.57	14.3	15	3.4	200	0.77	0.22	10.3	0.338	2.34	10.6	471	2.2
K285963		0.078	1.86	0.62	14.1	15	4.1	216	0.76	0.27	9.9	0.345	2.41	11.8	549	2.5
K285964		0.073	1.72	0.70	13.3	14	3.0	228	0.78	0.14	9.5	0.344	2.29	10.8	501	2.5
K285965		0.056	2.00	1.42	14.4	16	7.4	237	0.78	0.22	10.5	0.342	2.57	11.4	420	2.6
K285966		0.068	1.94	1.11	13.8	14	4.9	251	0.78	0.13	9.8	0.337	2.47	15.2	580	4.7
K285967		0.002	0.02	<0.05	0.8	<1	<0.2	46.4	<0.05	<0.05	<0.2	0.005	0.03	0.8	4	0.1
K285968		0.060	1.70	1.38	12.3	13	5.8	266	0.74	0.57	8.5	0.332	2.29	11.1	451	6.4
K285969		0.046	2.30	1.34	12.2	18	26.8	228	0.73	0.33	8.7	0.324	2.48	8.4	347	2.6
K285970		0.021	2.45	1.51	11.4	15	41.9	257	0.78	0.55	8.7	0.338	1.59	6.9	221	2.1
K285971		0.037	2.02	1.40	14.2	14	15.7	276	0.85	0.70	10.2	0.365	2.25	8.6	352	11.1
K285972		0.020	2.09	0.83	13.2	11	6.5	254	0.83	0.25	9.8	0.350	2.08	10.9	227	3.3

Comments: **Re-analysis Results for Samples Originally Reported on Certificate WH12133975**

***** See Appendix Page for comments regarding this certificate *****

ALS Canada Ltd.
2103 Dollarton Hwy
North Vancouver BC V7H 0A7
Phone: 604 984 0221 Fax: 604 984 0218 www.alsglobal.com

To: **SILVER RANGE RESOURCES LTD.**
C/O ARCHER, CATHRO & ASSOCIATES (1981) LIMITED
1016-510 W HASTINGS ST
VANCOUVER BC V6B 1L8

Finalized Date: 8-JUL-2012
Account: RANSIL

Project: Re-assays from WH12133975

CERTIFICATE OF ANALYSIS WH12153698

Sample Description	Method	ME-MS61	ME-MS61	ME-MS61	Zn-OG62
	Analyte	Y	Zn	Zr	Zn
	Units	ppm	ppm	ppm	%
	LOR	0.1	2	0.5	0.001
K285937		35.0	124	83.6	
K285938		33.4	127	73.3	
K285939		25.1	44	79.6	
K285940		25.6	45	82.5	
K285941		24.3	120	79.3	
K285942		21.9	31	86.6	
K285943		27.6	82	82.2	
K285944		35.8	58	81.7	
K285945		0.9	17	<0.5	
K285946		34.3	76	83.5	
K285947		25.7	89	82.1	
K285948		28.8	39	87.5	
K285949		27.9	152	82.6	
K285950		26.6	52	81.0	
K285951		32.0	62	88.8	
K285952		24.7	47	72.0	
K285953		23.1	>10000	40.0	2.49
K285954		32.7	66	90.2	
K285955		30.4	53	91.9	
K285956		26.6	155	84.4	
K285957		24.5	8610	51.4	
K285958		28.9	149	82.6	
K285959		26.2	175	83.1	
K285960		28.7	52	87.2	
K285961		27.5	47	87.7	
K285962		27.9	107	87.5	
K285963		30.6	115	87.9	
K285964		27.3	71	83.2	
K285965		28.0	184	89.1	
K285966		30.0	68	89.1	
K285967		1.0	15	0.5	
K285968		28.5	46	78.5	
K285969		27.1	2240	80.1	
K285970		28.9	657	69.2	
K285971		31.9	116	82.5	
K285972		36.2	59	85.7	

Comments: **Re-analysis Results for Samples Originally Reported on Certificate WH12133975**

***** See Appendix Page for comments regarding this certificate *****

ALS Canada Ltd.
2103 Dollarton Hwy
North Vancouver BC V7H 0A7
Phone: 604 984 0221 Fax: 604 984 0218 www.alsglobal.com

To: **SILVER RANGE RESOURCES LTD.**
C/O ARCHER, CATHRO & ASSOCIATES (1981) LIMITED
1016-510 W HASTINGS ST
VANCOUVER BC V6B 1L8

Finalized Date: 8-JUL-2012
Account: RANSIL

Project: Re-assays from WH12133975

CERTIFICATE OF ANALYSIS WH12153698

Method	CERTIFICATE COMMENTS
ME-MS61	Interference: Ca>10% on ICP-MS As, ICP-AES results shown.
ME-MS61	REE's may not be totally soluble in this method.

ALS Canada Ltd.
2103 Dollarton Hwy
North Vancouver BC V7H 0A7
Phone: 604 984 0221 Fax: 604 984 0218 www.alsglobal.com

To: **SILVER RANGE RESOURCES LTD.**
C/O ARCHER, CATHRO & ASSOCIATES (1981) LIMITED
1016-510 W HASTINGS ST
VANCOUVER BC V6B 1L8

Finalized Date: 10-JUL-2012
Account: RANSIL

CERTIFICATE WH12153699

Project: Re-assays from WH12131510

P.O. No.: Batch 3

This report is for 36 Drill Core samples submitted to our lab in Whitehorse, YT, Canada on 4-JUL-2012.

The following have access to data associated with this certificate:

MATT DUMALA	JOAN MARIACHER	

SAMPLE PREPARATION

ALS CODE	DESCRIPTION
FND-02	Find Sample for Addn Analysis

ANALYTICAL PROCEDURES

ALS CODE	DESCRIPTION	INSTRUMENT
Zn-OG62	Ore Grade Zn - Four Acid	VARIABLE
ME-MS61	48 element four acid ICP-MS	
ME-OG62	Ore Grade Elements - Four Acid	ICP-AES

To: **SILVER RANGE RESOURCES LTD.**
ATTN: JOAN MARIACHER
C/O ARCHER, CATHRO & ASSOCIATES (1981) LIMITED
1016-510 W HASTINGS ST
VANCOUVER BC V6B 1L8

This is the Final Report and supersedes any preliminary report with this certificate number. Results apply to samples as submitted. All pages of this report have been checked and approved for release.

***** See Appendix Page for comments regarding this certificate *****

Comments: **Re-analysis Results for Samples Originally Reported on Certificate WH12131510**

Signature:

Colin Ramshaw, Vancouver Laboratory Manager

ALS Canada Ltd.
2103 Dollarton Hwy
North Vancouver BC V7H 0A7
Phone: 604 984 0221 Fax: 604 984 0218 www.alsglobal.com

To: **SILVER RANGE RESOURCES LTD.**
C/O ARCHER, CATHRO & ASSOCIATES (1981) LIMITED
1016-510 W HASTINGS ST
VANCOUVER BC V6B 1L8

Finalized Date: 10-JUL-2012
Account: RANSIL

Project: Re-assays from WH12131510

CERTIFICATE OF ANALYSIS WH12153699

Sample Description	Method	ME-MS61	ME-MS61	ME-MS61	ME-MS61	ME-MS61	ME-MS61	ME-MS61	ME-MS61	ME-MS61	ME-MS61	ME-MS61	ME-MS61	ME-MS61	ME-MS61	ME-MS61
	Analyte	Ag	Al	As	Ba	Be	Bi	Ca	Cd	Ce	Co	Cr	Cs	Cu	Fe	Ga
	Units	ppm	%	ppm	ppm	ppm	ppm	%	ppm	ppm	ppm	ppm	ppm	ppm	%	ppm
	LOR	0.01	0.01	0.2	10	0.05	0.01	0.01	0.02	0.01	0.1	1	0.05	0.2	0.01	0.05
K285901		0.47	4.97	22.0	880	1.58	3.98	3.87	6.76	51.2	15.4	82	4.61	143.0	3.15	12.25
K285902		0.38	5.03	9.3	800	1.44	4.02	3.04	2.17	52.3	14.4	78	4.80	160.5	3.04	12.40
K285903		0.45	4.13	15.5	800	1.21	7.24	3.71	7.75	55.7	16.0	75	3.16	289	3.37	11.10
K285904		0.31	4.81	14.3	1000	1.41	5.75	2.70	0.85	52.9	14.6	87	4.70	153.5	3.03	11.85
K285905		0.39	4.70	97.1	500	1.44	7.10	2.90	12.30	52.6	13.7	78	6.11	215	3.57	12.05
K285906		23.8	3.94	1210	220	1.01	85.6	8.07	304	44.8	11.9	50	4.34	1870	5.79	10.50
K285907		0.38	4.88	15.4	710	1.65	6.54	2.97	1.45	53.8	18.8	88	6.65	246	3.56	12.50
K285908		0.33	4.60	22.2	570	1.57	7.60	2.89	2.08	50.0	13.6	79	7.47	248	3.45	12.05
K285909		0.13	5.28	156.5	1430	1.72	5.13	1.98	0.76	60.3	11.2	83	9.46	151.0	2.90	13.55
K285910		0.15	4.80	8.1	1330	1.51	3.40	3.14	0.26	53.8	10.4	84	5.66	171.0	2.84	12.50
K285911		0.13	4.79	12.9	1540	1.47	3.28	3.06	0.23	52.8	10.5	76	5.67	162.0	2.67	13.00
K285912		0.19	4.89	18.8	1640	1.46	5.32	3.11	2.51	52.9	9.6	94	7.27	188.5	2.72	11.60
K285913		0.26	4.58	6.2	400	1.30	13.45	4.64	7.36	47.1	8.4	62	2.44	284	3.30	11.15
K285914		0.33	4.33	13.0	210	1.40	19.00	5.12	1.87	52.6	7.7	62	2.65	388	3.73	9.77
K285915		0.43	4.32	10.1	170	1.46	21.4	5.40	4.42	44.6	7.9	98	2.55	430	4.06	10.90
K285916		0.30	4.16	7.8	450	1.27	19.55	6.23	16.95	47.0	6.2	90	5.62	253	2.99	10.05
K285917		<0.01	0.09	<5	30	<0.05	0.07	21.9	0.08	1.48	1.3	1	0.16	3.8	0.42	0.38
K285918		0.36	4.29	12.4	400	1.30	23.1	6.34	13.35	42.9	5.9	70	5.12	300	2.96	10.25
K285919		0.36	4.68	12.2	440	1.51	38.3	6.86	3.46	45.9	7.4	76	8.01	394	3.49	11.55
K285920		0.36	4.12	8.6	650	0.97	56.9	8.62	3.40	43.2	5.5	68	5.01	353	3.29	11.00
K285921		0.01	0.07	<5	20	<0.05	0.13	22.2	0.06	1.44	1.3	1	0.14	2.4	0.42	0.36
K285922		0.27	4.15	9.4	490	1.24	27.0	6.92	0.34	39.1	5.6	65	4.01	338	2.79	10.80
K285923		0.33	4.32	4.3	440	1.18	20.4	7.79	0.43	37.7	5.5	66	5.68	354	2.88	11.00
K285924		0.42	4.76	36.2	250	1.29	61.8	6.53	1.07	47.1	6.3	73	5.77	387	3.20	11.90
K285925		0.29	4.07	6.0	310	1.20	18.60	6.10	7.02	45.0	6.5	83	4.20	314	3.04	9.53
K285926		0.39	4.01	10.4	170	1.26	19.40	6.78	5.56	45.4	8.0	75	2.97	411	3.84	9.93
K285927		0.41	4.10	9.8	140	1.23	20.5	6.94	5.56	44.6	8.2	78	3.03	450	3.96	10.10
K285928		0.24	5.07	59.4	810	1.56	11.20	3.83	1.43	55.4	10.0	91	6.24	257	2.92	12.85
K285929		0.23	4.71	7.3	1010	1.44	6.17	3.04	0.46	56.8	10.4	79	5.95	232	2.73	12.75
K285930		0.18	5.11	4.7	1020	1.55	3.78	2.26	0.66	58.8	11.7	84	8.57	208	2.90	13.95
K285931		0.41	4.44	5.7	350	1.40	15.00	3.14	1.88	49.9	13.9	75	5.72	387	3.96	11.85
K285932		15.45	4.27	127.5	1340	1.27	42.6	7.99	54.8	49.3	6.6	66	5.23	790	3.39	10.75
K285933		0.34	4.98	8.6	490	1.71	7.47	2.97	1.29	54.4	17.6	86	7.65	344	3.83	13.75
K285934		0.47	4.68	12.5	210	1.69	12.55	5.05	3.90	55.2	17.9	92	3.59	488	4.56	12.25
K285935		0.27	5.83	8.9	640	1.86	7.44	2.69	1.49	62.8	15.1	67	8.44	379	3.86	15.25
K285936		0.25	5.97	7.6	540	1.83	5.52	2.70	1.14	57.8	17.5	59	8.10	388	4.22	14.80

Comments: **Re-analysis Results for Samples Originally Reported on Certificate WH12131510**

***** See Appendix Page for comments regarding this certificate *****

ALS Canada Ltd.
2103 Dollarton Hwy
North Vancouver BC V7H 0A7
Phone: 604 984 0221 Fax: 604 984 0218 www.alsglobal.com

To: **SILVER RANGE RESOURCES LTD.**
C/O ARCHER, CATHRO & ASSOCIATES (1981) LIMITED
1016-510 W HASTINGS ST
VANCOUVER BC V6B 1L8

Finalized Date: 10-JUL-2012
Account: RANSIL

Project: Re-assays from WH12131510

CERTIFICATE OF ANALYSIS WH12153699

Sample Description	Method	ME-MS61	ME-MS61	ME-MS61	ME-MS61	ME-MS61	ME-MS61	ME-MS61	ME-MS61	ME-MS61	ME-MS61	ME-MS61	ME-MS61	ME-MS61	ME-MS61	ME-MS61
	Analyte	Ge	Hf	In	K	La	Li	Mg	Mn	Mo	Na	Nb	Ni	P	Pb	Rb
	Units	ppm	ppm	ppm	%	ppm	ppm	%	ppm	ppm	%	ppm	ppm	ppm	ppm	ppm
	LOR	0.05	0.1	0.005	0.01	0.5	0.2	0.01	5	0.05	0.01	0.1	0.2	10	0.5	0.1
K285901		0.16	2.1	0.104	2.14	24.6	12.3	2.51	744	18.05	0.55	9.0	73.8	1640	44.2	101.0
K285902		0.17	2.0	0.037	2.08	25.5	13.1	2.00	551	19.55	0.64	9.1	69.6	1450	9.3	96.2
K285903		0.18	1.8	0.159	1.44	29.2	9.6	2.38	535	28.5	0.32	7.6	84.4	2100	14.4	68.2
K285904		0.18	2.0	0.031	2.18	25.4	16.1	1.83	344	14.00	0.52	8.3	66.7	1350	8.3	106.0
K285905		0.15	1.9	0.249	2.31	29.4	14.6	1.96	319	15.60	0.47	8.8	65.0	890	15.5	123.0
K285906		0.27	1.3	20.6	1.40	25.5	27.2	2.04	2700	14.05	0.17	8.1	46.2	830	1525	68.2
K285907		0.16	1.9	0.054	2.32	31.0	14.8	2.06	419	6.33	0.45	9.1	74.8	1170	10.7	130.0
K285908		0.15	1.9	0.060	2.19	28.9	18.1	2.07	287	29.3	0.33	8.7	80.1	900	10.7	131.5
K285909		0.15	2.0	0.035	2.69	33.1	24.2	1.64	188	9.03	0.57	9.9	53.7	670	7.5	167.0
K285910		0.15	1.9	0.041	2.16	30.3	14.2	2.28	295	0.90	0.44	9.0	74.4	700	6.9	118.0
K285911		0.16	1.8	0.038	2.14	30.2	14.3	2.21	281	0.82	0.42	9.2	75.8	680	5.8	121.0
K285912		0.18	2.0	0.062	2.52	30.7	20.4	2.18	267	7.51	0.31	9.7	75.5	1350	6.7	137.0
K285913		0.13	1.8	0.262	2.25	24.6	6.9	2.90	406	2.51	0.23	9.7	45.9	860	6.0	89.3
K285914		0.14	1.8	0.090	2.38	28.9	8.3	3.14	432	1.86	0.19	9.0	43.6	910	7.8	87.0
K285915		0.14	1.7	0.182	2.10	26.6	10.0	2.73	379	9.86	0.20	8.0	49.9	3460	7.2	77.1
K285916		0.11	1.7	0.610	2.16	28.2	13.5	2.38	469	10.90	0.29	8.5	42.9	3340	5.1	81.6
K285917		0.22	<0.1	<0.005	0.04	0.8	1.1	13.10	197	0.16	0.01	0.5	4.5	240	1.2	1.6
K285918		0.09	1.8	0.491	2.71	23.5	16.0	2.30	496	6.68	0.20	9.0	36.4	2950	5.5	97.2
K285919		0.14	1.8	0.171	3.56	26.0	14.1	2.74	546	7.23	0.21	9.2	47.6	3610	7.0	140.0
K285920		0.10	1.6	0.194	3.59	23.4	14.5	4.18	767	6.56	0.14	8.3	37.4	3620	6.7	138.0
K285921		0.25	<0.1	<0.005	0.03	0.7	0.9	13.15	205	0.18	<0.01	0.4	4.5	250	1.3	1.4
K285922		0.10	1.6	0.050	3.34	20.3	14.7	2.93	566	10.70	0.14	8.9	40.4	2730	5.0	130.5
K285923		0.11	1.8	0.058	2.53	19.5	15.2	3.15	617	7.76	0.15	9.1	42.5	3230	7.0	105.0
K285924		0.12	1.9	0.068	3.08	27.1	14.9	2.53	501	7.95	0.17	8.9	39.5	3330	10.2	125.5
K285925		0.10	1.6	0.255	2.15	25.7	20.0	2.25	472	9.20	0.18	7.9	42.8	3380	5.4	80.3
K285926		0.12	1.6	0.206	1.93	26.5	11.9	3.21	422	9.99	0.17	7.7	44.9	3510	7.6	74.6
K285927		0.11	1.6	0.198	2.04	26.1	12.2	3.22	420	9.60	0.18	7.7	46.7	3570	7.6	75.7
K285928		0.14	1.9	0.051	2.46	32.1	25.4	2.34	244	7.02	0.28	9.5	76.6	1460	8.0	130.5
K285929		0.12	1.8	0.033	2.19	31.8	14.5	2.01	186	0.90	0.33	9.3	67.9	830	7.5	124.0
K285930		0.14	2.0	0.027	2.76	32.7	22.0	1.61	137	19.90	0.41	9.6	68.8	1040	7.3	167.5
K285931		0.13	1.7	0.060	2.09	28.1	13.3	2.16	243	17.55	0.31	8.2	66.6	870	10.4	116.5
K285932		0.14	1.5	2.35	1.90	27.8	36.1	2.19	1760	13.30	0.23	8.9	47.0	1130	1065	93.0
K285933		0.14	1.8	0.049	2.39	31.9	17.9	2.01	274	11.30	0.37	9.3	79.8	1360	8.5	142.0
K285934		0.14	2.0	0.132	1.82	32.7	10.7	3.04	654	24.5	0.27	9.1	92.8	2720	8.8	88.9
K285935		0.13	2.2	0.033	2.88	36.1	22.5	1.85	201	38.1	0.45	11.5	67.1	1500	8.1	188.0
K285936		0.15	2.0	0.046	2.88	32.0	19.1	1.98	233	14.35	0.42	10.7	51.6	1210	7.5	177.5

Comments: **Re-analysis Results for Samples Originally Reported on Certificate WH12131510**

***** See Appendix Page for comments regarding this certificate *****

ALS Canada Ltd.
2103 Dollarton Hwy
North Vancouver BC V7H 0A7
Phone: 604 984 0221 Fax: 604 984 0218 www.alsglobal.com

To: **SILVER RANGE RESOURCES LTD.**
C/O ARCHER, CATHRO & ASSOCIATES (1981) LIMITED
1016-510 W HASTINGS ST
VANCOUVER BC V6B 1L8

Finalized Date: 10-JUL-2012
Account: RANSIL

Project: Re-assays from WH12131510

CERTIFICATE OF ANALYSIS WH12153699

Sample Description	Method	ME-MS61	ME-MS61	ME-MS61	ME-MS61	ME-MS61	ME-MS61	ME-MS61	ME-MS61	ME-MS61	ME-MS61	ME-MS61	ME-MS61	ME-MS61	ME-MS61	ME-MS61
	Analyte	Re	S	Sb	Sc	Se	Sn	Sr	Ta	Te	Th	Ti	Tl	U	V	W
	Units	ppm	%	ppm	ppm	ppm	ppm	ppm	ppm	ppm	ppm	%	ppm	ppm	ppm	ppm
	LOR	0.002	0.01	0.05	0.1	1	0.2	0.2	0.05	0.05	0.2	0.005	0.02	0.1	1	0.1
K285901		0.037	1.69	1.48	10.7	7	6.4	189.0	0.63	0.06	7.7	0.276	1.14	7.7	257	1.9
K285902		0.044	1.70	1.03	9.5	6	4.4	171.5	0.61	0.06	7.6	0.279	1.17	8.3	258	1.5
K285903		0.052	1.83	1.53	9.4	10	6.6	186.0	0.50	0.11	6.2	0.227	0.82	11.2	415	1.7
K285904		0.035	1.58	1.26	10.4	7	3.8	199.0	0.60	0.16	7.0	0.262	1.18	4.8	241	1.4
K285905		0.031	1.90	1.99	10.9	9	7.3	209	0.67	0.20	7.4	0.275	1.48	5.2	253	1.8
K285906		0.019	2.90	7.79	6.2	54	226	159.5	0.63	0.49	6.2	0.246	0.65	3.4	110	5.2
K285907		0.015	1.81	1.51	11.5	9	5.6	214	0.67	0.15	7.3	0.279	1.57	4.3	224	1.6
K285908		0.064	1.80	2.17	11.1	10	5.3	202	0.65	0.20	7.5	0.261	1.61	6.5	436	1.8
K285909		0.022	1.18	1.31	12.4	8	4.0	182.5	0.75	0.26	8.8	0.306	2.20	3.9	213	1.6
K285910		0.005	1.15	1.17	11.5	8	3.8	188.0	0.67	0.16	8.1	0.292	1.45	2.5	99	1.4
K285911		0.005	1.07	1.11	11.8	8	3.9	191.5	0.67	0.15	7.9	0.285	1.44	2.5	99	1.4
K285912		0.015	1.05	2.54	11.7	14	5.2	215	0.74	0.14	8.3	0.304	1.42	3.7	184	1.5
K285913		0.006	1.59	1.87	9.2	12	8.2	242	0.77	0.31	7.7	0.298	0.84	2.6	102	2.2
K285914		0.006	1.78	2.39	8.2	13	9.8	195.5	0.70	0.37	7.5	0.287	0.89	2.5	92	2.6
K285915		0.016	2.09	1.50	8.5	15	8.7	197.5	0.62	0.34	6.4	0.261	0.69	4.3	175	3.3
K285916		0.014	1.55	1.49	8.1	13	8.1	179.0	0.64	0.32	6.8	0.271	0.63	4.4	161	2.3
K285917		<0.002	0.01	<0.05	0.4	1	<0.2	44.1	<0.05	<0.05	0.4	<0.005	<0.02	0.9	3	0.1
K285918		0.011	1.41	2.99	7.8	11	9.5	217	0.71	0.27	7.1	0.295	0.83	3.9	128	2.2
K285919		0.011	1.76	1.57	7.9	13	19.4	206	0.69	0.38	7.6	0.291	1.18	4.5	144	3.8
K285920		0.009	1.36	2.10	7.6	11	20.3	170.5	0.63	0.73	6.3	0.277	1.21	3.4	133	2.4
K285921		<0.002	0.01	<0.05	0.3	1	<0.2	45.3	<0.05	<0.05	<0.2	<0.005	<0.02	0.6	3	0.1
K285922		0.012	1.38	2.34	7.0	10	19.6	209	0.67	0.53	6.7	0.284	1.08	4.1	163	2.2
K285923		0.010	1.30	5.32	8.1	11	17.9	238	0.71	0.41	6.7	0.283	0.93	4.0	142	1.9
K285924		0.011	1.64	5.01	8.6	13	19.4	253	0.71	1.35	7.1	0.287	1.06	3.8	149	6.1
K285925		0.014	1.61	4.69	7.7	13	10.2	226	0.65	0.30	6.5	0.262	0.68	4.2	148	2.6
K285926		0.016	2.12	6.49	7.9	15	10.4	171.0	0.59	0.33	6.2	0.238	0.66	4.0	159	1.9
K285927		0.016	2.24	5.96	7.7	15	10.5	176.0	0.60	0.36	6.3	0.252	0.70	4.0	167	2.0
K285928		0.014	1.43	2.95	10.9	12	7.4	237	0.73	0.29	7.8	0.299	1.33	3.7	179	1.9
K285929		0.006	1.37	1.46	11.5	9	5.9	214	0.70	0.22	7.8	0.284	1.38	2.5	92	1.7
K285930		0.033	1.40	1.09	12.3	9	5.0	215	0.68	0.15	7.8	0.292	1.98	6.4	349	1.6
K285931		0.034	2.14	1.57	10.3	12	8.1	206	0.60	0.40	6.9	0.256	1.30	5.9	274	3.5
K285932		0.016	1.05	7.37	7.8	27	140.5	212	0.65	0.25	6.8	0.281	0.90	3.6	146	3.3
K285933		0.023	2.00	1.34	11.8	12	6.0	199.0	0.67	0.22	7.5	0.280	1.64	5.8	294	1.8
K285934		0.050	2.51	1.47	10.8	15	9.1	249	0.67	0.31	7.0	0.278	0.88	8.3	536	4.0
K285935		0.040	1.91	0.80	12.2	9	5.0	231	0.85	0.12	9.1	0.350	2.19	8.4	397	2.8
K285936		0.011	2.22	1.08	11.8	10	7.0	250	0.82	0.12	8.6	0.335	2.17	4.7	224	1.6

Comments: **Re-analysis Results for Samples Originally Reported on Certificate WH12131510**

***** See Appendix Page for comments regarding this certificate *****

ALS Canada Ltd.
2103 Dollarton Hwy
North Vancouver BC V7H 0A7
Phone: 604 984 0221 Fax: 604 984 0218 www.alsglobal.com

To: **SILVER RANGE RESOURCES LTD.**
C/O ARCHER, CATHRO & ASSOCIATES (1981) LIMITED
1016-510 W HASTINGS ST
VANCOUVER BC V6B 1L8

Finalized Date: 10-JUL-2012
Account: RANSIL

Project: Re-assays from WH12131510

CERTIFICATE OF ANALYSIS WH12153699

Sample Description	Method	ME-MS61	ME-MS61	ME-MS61	Zn-OG62
	Analyte	Y	Zn	Zr	Zn
	Units	ppm	ppm	ppm	%
	LOR	0.1	2	0.5	0.001
K285901		32.9	419	80.2	
K285902		33.9	170	76.3	
K285903		42.4	515	71.8	
K285904		31.9	82	74.8	
K285905		29.5	853	70.0	
K285906		22.3	>10000	40.6	1.405
K285907		32.2	126	74.8	
K285908		30.3	188	74.5	
K285909		28.5	107	77.2	
K285910		30.3	57	70.9	
K285911		30.9	54	72.8	
K285912		33.4	241	76.1	
K285913		27.0	502	60.6	
K285914		26.1	152	60.4	
K285915		30.6	325	62.1	
K285916		31.7	1300	60.9	
K285917		1.0	17	<0.5	
K285918		30.0	869	60.6	
K285919		32.9	258	63.7	
K285920		29.8	252	58.7	
K285921		1.0	14	<0.5	
K285922		30.4	51	61.1	
K285923		31.5	52	62.7	
K285924		33.4	86	67.1	
K285925		29.6	471	57.1	
K285926		29.1	399	57.0	
K285927		29.6	422	57.1	
K285928		33.2	119	72.3	
K285929		31.2	61	71.0	
K285930		31.6	79	81.2	
K285931		30.2	167	66.1	
K285932		26.4	3280	55.1	
K285933		32.9	113	73.1	
K285934		37.5	295	81.0	
K285935		34.6	146	89.0	
K285936		28.4	119	70.8	

Comments: **Re-analysis Results for Samples Originally Reported on Certificate WH12131510**

***** See Appendix Page for comments regarding this certificate *****

ALS Canada Ltd.
2103 Dollarton Hwy
North Vancouver BC V7H 0A7
Phone: 604 984 0221 Fax: 604 984 0218 www.alsglobal.com

To: **SILVER RANGE RESOURCES LTD.**
C/O ARCHER, CATHRO & ASSOCIATES (1981) LIMITED
1016-510 W HASTINGS ST
VANCOUVER BC V6B 1L8

Finalized Date: 10-JUL-2012
Account: RANSIL

Project: Re-assays from WH12131510

CERTIFICATE OF ANALYSIS WH12153699

Method	CERTIFICATE COMMENTS
ME-MS61	Interference: Ca>10% on ICP-MS As, ICP-AES results shown.
ME-MS61	REE's may not be totally soluble in this method.

ALS Canada Ltd.

2103 Dollarton Hwy
North Vancouver BC V7H 0A7
Phone: 604 984 0221 Fax: 604 984 0218 www.alsglobal.com

To: **SILVER RANGE RESOURCES LTD.**
C/O ARCHER, CATHRO & ASSOCIATES (1981) LIMITED
1016-510 W HASTINGS ST
VANCOUVER BC V6B 1L8

Finalized Date: 8-JUL-2012
This copy reported on 10-JUL-2012
Account: RANSIL

CERTIFICATE WH12154560

Project: Re-assays from WH12131218

P.O. No.: Batch 1

This report is for 36 Drill Core samples submitted to our lab in Whitehorse, YT, Canada on 4-JUL-2012.

The following have access to data associated with this certificate:

MATT DUMALA	JOAN MARIACHER	

SAMPLE PREPARATION

ALS CODE	DESCRIPTION
FND-02	Find Sample for Addn Analysis

ANALYTICAL PROCEDURES

ALS CODE	DESCRIPTION	INSTRUMENT
Zn-OG62	Ore Grade Zn - Four Acid	VARIABLE
ME-MS61	48 element four acid ICP-MS	
ME-OG62	Ore Grade Elements - Four Acid	ICP-AES

To: **SILVER RANGE RESOURCES LTD.**
ATTN: JOAN MARIACHER
C/O ARCHER, CATHRO & ASSOCIATES (1981) LIMITED
1016-510 W HASTINGS ST
VANCOUVER BC V6B 1L8

This is the Final Report and supersedes any preliminary report with this certificate number. Results apply to samples as submitted. All pages of this report have been checked and approved for release.

***** See Appendix Page for comments regarding this certificate *****

Comments: **Re-analysis Results for Samples Originally Reported on Certificate WH12131218**

Signature:

Colin Ramshaw, Vancouver Laboratory Manager

ALS Canada Ltd.
2103 Dollarton Hwy
North Vancouver BC V7H 0A7
Phone: 604 984 0221 Fax: 604 984 0218 www.alsglobal.com

To: **SILVER RANGE RESOURCES LTD.**
C/O ARCHER, CATHRO & ASSOCIATES (1981) LIMITED
1016-510 W HASTINGS ST
VANCOUVER BC V6B 1L8

Finalized Date: 8-JUL-2012
Account: RANSIL

Project: Re-assays from WH12131218

CERTIFICATE OF ANALYSIS WH12154560

Sample Description	Method	ME-MS61	ME-MS61	ME-MS61	ME-MS61	ME-MS61	ME-MS61	ME-MS61	ME-MS61	ME-MS61	ME-MS61	ME-MS61	ME-MS61	ME-MS61	ME-MS61	ME-MS61
	Analyte	Ag	Al	As	Ba	Be	Bi	Ca	Cd	Ce	Co	Cr	Cs	Cu	Fe	Ga
	Units	ppm	%	ppm	ppm	ppm	ppm	%	ppm	ppm	ppm	ppm	ppm	ppm	%	ppm
	LOR	0.01	0.01	0.2	10	0.05	0.01	0.01	0.02	0.01	0.1	1	0.05	0.2	0.01	0.05
K284051		0.92	2.53	84	530	0.76	0.11	21.9	0.58	23.5	5.4	33	4.15	24.6	1.30	6.77
K284052		0.32	3.10	31	540	0.76	0.08	15.50	0.33	28.8	4.8	38	2.26	14.3	1.72	9.04
K284053		0.20	3.52	32	860	0.91	0.11	12.50	0.47	33.2	5.6	33	4.23	24.7	1.61	10.10
K284054		0.33	3.82	69	990	0.98	0.19	11.00	0.97	36.7	7.3	41	3.67	129.5	1.87	9.95
K284055		0.02	0.08	<5	20	0.08	0.03	21.6	0.06	1.32	1.7	<1	0.16	2.4	0.43	0.35
K284056		0.20	4.77	93.0	1720	1.25	0.19	8.85	3.41	49.7	8.3	50	7.69	61.7	1.77	11.35
K284057		0.21	4.28	51.1	1250	1.07	0.17	9.91	1.42	38.8	6.7	39	12.55	49.3	1.56	10.60
K284058		0.10	2.37	18	50	0.60	0.20	18.65	0.58	30.2	3.5	16	1.38	7.0	1.65	8.70
K284059		0.29	5.47	59.8	1340	1.14	0.40	8.45	1.15	42.0	6.7	46	7.03	107.5	2.08	13.30
K284060		60.4	3.75	430	150	0.88	121.5	8.21	539	34.5	14.5	53	3.98	7280	6.64	11.45
K284061		0.17	4.92	42.2	970	1.19	0.22	6.70	1.27	45.7	8.1	45	8.64	66.1	2.10	12.10
K284062		0.32	4.05	25.0	1000	1.06	0.44	8.94	0.87	36.1	6.8	40	6.82	50.0	1.74	9.83
K284063		0.82	3.64	14.0	780	0.94	1.53	8.68	2.44	33.2	5.8	32	6.62	45.2	1.48	8.41
K284064		0.68	3.60	13.2	780	0.90	1.11	8.73	1.61	33.3	5.8	33	6.24	45.7	1.46	8.32
K284065		0.49	4.04	41.5	970	1.07	0.76	6.40	2.73	36.6	7.4	51	6.61	58.2	1.76	10.20
K284066		0.26	4.91	48	850	1.19	0.46	10.05	3.20	38.8	8.0	67	8.07	61.8	2.14	13.95
K284067		0.17	4.24	71	780	1.01	0.33	10.95	3.43	37.6	6.7	56	3.27	42.6	2.12	11.75
K284068		0.44	4.80	43.1	940	1.69	0.60	9.40	9.93	43.9	7.3	59	5.84	131.5	2.30	13.10
K284069		38.8	4.43	451	240	1.15	135.0	7.56	184.0	40.7	10.4	61	5.95	1205	5.58	13.25
K284070		0.59	5.29	39.0	1160	1.34	1.05	6.32	2.82	51.2	8.8	64	6.58	92.5	2.19	12.65
K284071		8.53	4.31	21.8	550	1.05	23.2	9.38	23.4	42.8	6.0	44	6.01	128.0	2.26	12.45
K284072		1.04	4.61	17.7	540	1.11	1.83	7.16	75.4	42.0	9.5	43	8.35	280	3.54	12.85
K284073		4.49	5.23	16.4	950	1.33	10.75	7.74	10.90	43.8	8.0	56	5.80	122.0	2.23	11.30
K284074		4.02	4.98	14.6	890	1.37	9.71	7.16	9.98	44.8	8.2	50	6.10	115.5	2.12	11.65
K284075		4.14	4.72	8.4	970	1.15	9.66	8.50	4.73	47.1	7.4	52	5.12	115.5	2.05	10.55
K284076		4.03	4.71	15.9	1000	1.30	10.05	7.58	20.9	48.5	8.4	68	8.05	162.0	2.49	11.70
K284077		1.25	5.07	23.0	720	1.30	2.86	9.89	2.35	52.3	8.5	81	8.33	113.5	2.33	12.10
K284078		2.61	3.14	16	330	0.75	6.27	12.05	3.12	30.9	4.5	32	6.39	61.1	1.24	6.94
K284079		1.19	3.50	35	850	1.03	2.59	13.35	2.27	32.5	6.9	53	3.95	66.2	1.57	8.33
K284080		0.01	0.07	<5	80	0.07	0.03	22.1	0.07	1.22	1.5	<1	0.15	2.6	0.43	0.31
K284081		5.68	3.34	39	530	1.08	13.90	11.25	8.42	34.2	5.6	50	3.28	95.9	1.63	7.66
K284082		2.03	4.05	23.6	650	1.11	4.49	9.26	2.13	39.8	6.1	49	9.19	85.9	1.53	9.79
K284083		0.67	4.48	25	570	1.23	1.14	11.60	5.04	40.4	7.8	64	6.30	68.9	2.09	11.80
K284084		0.60	4.71	8	440	1.31	0.72	12.30	4.57	43.5	8.9	80	6.80	80.6	2.20	12.15
K284085		0.60	4.12	21	660	1.09	0.85	13.00	3.98	39.2	6.8	44	5.55	54.8	1.72	10.20
K284086		1.11	4.91	25.1	830	1.29	1.81	8.69	2.92	44.9	9.0	72	8.07	86.0	2.05	12.95

Comments: **Re-analysis Results for Samples Originally Reported on Certificate WH12131218**

***** See Appendix Page for comments regarding this certificate *****

ALS Canada Ltd.
2103 Dollarton Hwy
North Vancouver BC V7H 0A7
Phone: 604 984 0221 Fax: 604 984 0218 www.alsglobal.com

To: **SILVER RANGE RESOURCES LTD.**
C/O ARCHER, CATHRO & ASSOCIATES (1981) LIMITED
1016-510 W HASTINGS ST
VANCOUVER BC V6B 1L8

Finalized Date: 8-JUL-2012
Account: RANSIL

Project: Re-assays from WH12131218

CERTIFICATE OF ANALYSIS WH12154560

Sample Description	Method	ME-MS61	ME-MS61	ME-MS61	ME-MS61	ME-MS61	ME-MS61	ME-MS61	ME-MS61	ME-MS61	ME-MS61	ME-MS61	ME-MS61	ME-MS61	ME-MS61	ME-MS61
	Analyte	Ge	Hf	In	K	La	Li	Mg	Mn	Mo	Na	Nb	Ni	P	Pb	Rb
	Units	ppm	ppm	ppm	%	ppm	ppm	%	ppm	ppm	%	ppm	ppm	ppm	ppm	ppm
	LOR	0.05	0.1	0.005	0.01	0.5	0.2	0.01	5	0.05	0.01	0.1	0.2	10	0.5	0.1
K284051		<0.05	1.1	0.057	0.99	15.3	47.3	1.61	739	0.88	0.05	4.5	30.3	770	9.5	52.2
K284052		<0.05	1.5	0.100	0.58	16.8	78.4	2.11	754	1.60	0.03	6.8	29.4	790	4.9	32.5
K284053		0.05	1.6	0.079	1.38	18.7	77.1	2.09	608	1.92	0.07	7.0	29.9	720	4.7	74.4
K284054		0.07	1.7	0.106	1.66	20.0	74.0	2.29	996	3.23	0.10	7.9	42.9	700	6.9	87.0
K284055		<0.05	<0.1	<0.005	0.03	0.6	1.4	12.90	194	0.16	0.01	0.4	1.7	290	1.4	1.6
K284056		0.09	1.8	0.119	2.75	24.6	48.4	2.43	636	5.82	0.16	8.9	48.4	1110	6.4	137.0
K284057		0.05	1.6	0.066	2.63	20.0	41.1	2.18	509	2.57	0.23	8.1	35.5	580	5.5	133.5
K284058		<0.05	1.1	0.106	0.12	19.8	45.0	1.45	875	0.97	0.01	4.6	13.9	490	6.5	6.6
K284059		0.07	1.9	0.092	2.92	21.0	58.2	2.60	775	3.03	0.17	9.3	45.3	700	11.5	150.5
K284060		0.34	1.2	17.75	1.27	19.5	54.4	2.26	2850	9.54	0.16	7.4	48.8	1060	3290	64.5
K284061		0.09	1.9	0.068	2.85	22.8	110.0	2.41	578	2.69	0.21	9.5	39.7	660	8.4	146.5
K284062		0.06	1.4	0.043	2.45	19.6	41.6	3.08	472	3.42	0.22	7.2	35.5	870	18.6	124.5
K284063		0.05	1.3	0.041	2.26	17.6	17.4	1.89	357	3.21	0.31	6.3	27.5	760	65.5	112.0
K284064		0.05	1.3	0.036	2.17	17.5	17.2	1.90	356	3.33	0.32	6.3	28.1	760	48.7	109.5
K284065		0.06	1.6	0.055	2.48	19.9	21.2	1.99	397	5.15	0.26	7.0	39.9	1080	28.1	127.5
K284066		0.07	1.8	0.100	2.22	21.6	47.1	2.17	712	8.28	0.36	8.2	48.6	1660	16.3	117.0
K284067		0.06	1.8	0.186	1.54	21.7	62.4	1.85	1560	7.14	0.09	7.7	37.7	2030	9.6	80.5
K284068		0.08	2.0	0.269	2.34	24.8	64.1	2.39	1380	6.27	0.15	9.0	41.3	2140	23.5	119.0
K284069		0.24	1.4	9.52	1.85	22.1	37.7	2.31	2000	13.90	0.21	8.7	51.6	1290	2860	89.8
K284070		0.12	2.2	0.104	3.15	29.4	51.0	2.39	734	5.58	0.26	10.0	53.2	2310	32.5	156.5
K284071		0.10	1.8	0.599	1.30	24.8	50.1	2.31	779	10.65	0.13	8.5	35.0	2310	419	69.5
K284072		0.13	1.9	2.31	2.01	22.1	39.3	2.72	777	5.93	0.19	8.6	47.2	1360	28.3	107.5
K284073		0.10	2.1	0.340	2.72	23.3	51.5	2.55	660	8.19	0.22	9.1	51.3	1610	211	135.5
K284074		0.10	2.1	0.318	2.64	23.8	52.0	2.40	609	8.60	0.22	9.6	52.3	1490	171.5	141.0
K284075		0.09	2.0	0.163	2.52	25.7	30.8	2.39	662	7.14	0.19	9.4	37.9	1770	193.0	123.5
K284076		0.10	2.1	0.578	2.38	27.3	28.3	2.43	774	7.47	0.17	9.3	45.0	2460	175.0	117.0
K284077		0.10	2.2	0.081	2.28	29.3	22.3	2.46	693	9.77	0.22	9.5	51.1	3100	58.1	110.0
K284078		<0.05	1.5	0.176	1.23	17.9	20.9	1.77	413	6.03	0.12	5.7	22.5	1770	122.5	64.1
K284079		0.06	1.5	0.074	1.62	19.8	45.8	2.33	831	8.05	0.15	6.4	44.8	1940	60.8	80.3
K284080		<0.05	<0.1	<0.005	0.03	0.6	1.3	13.30	200	0.29	0.01	0.3	1.6	240	1.5	1.3
K284081		0.08	1.4	0.199	1.38	19.8	44.6	1.92	660	15.85	0.09	5.7	34.1	2150	265	68.9
K284082		0.06	1.7	0.060	2.14	22.6	24.8	2.10	533	6.14	0.25	7.1	32.8	1730	119.5	105.5
K284083		0.09	1.6	0.057	2.20	23.5	21.1	2.40	488	30.3	0.34	7.5	53.3	2210	44.8	105.0
K284084		0.12	1.8	0.045	2.48	25.8	18.9	2.10	371	46.8	0.43	8.4	68.3	2260	100.0	117.5
K284085		0.05	1.6	0.046	2.33	22.2	23.0	2.35	435	14.80	0.26	7.3	45.3	2340	55.3	112.5
K284086		0.09	1.8	0.051	2.75	24.7	23.5	2.32	412	10.20	0.50	8.8	59.7	1690	88.2	138.0

Comments: **Re-analysis Results for Samples Originally Reported on Certificate WH12131218**

***** See Appendix Page for comments regarding this certificate *****

ALS Canada Ltd.
2103 Dollarton Hwy
North Vancouver BC V7H 0A7
Phone: 604 984 0221 Fax: 604 984 0218 www.alsglobal.com

To: **SILVER RANGE RESOURCES LTD.**
C/O ARCHER, CATHRO & ASSOCIATES (1981) LIMITED
1016-510 W HASTINGS ST
VANCOUVER BC V6B 1L8

Finalized Date: 8-JUL-2012
Account: RANSIL

Project: Re-assays from WH12131218

CERTIFICATE OF ANALYSIS WH12154560

Sample Description	Method	ME-MS61	ME-MS61	ME-MS61	ME-MS61	ME-MS61	ME-MS61	ME-MS61	ME-MS61	ME-MS61	ME-MS61	ME-MS61	ME-MS61	ME-MS61	ME-MS61	ME-MS61
	Analyte	Re	S	Sb	Sc	Se	Sn	Sr	Ta	Te	Th	Ti	Tl	U	V	W
	Units	ppm	%	ppm	ppm	ppm	ppm	ppm	ppm	ppm	ppm	%	ppm	ppm	ppm	ppm
	LOR	0.002	0.01	0.05	0.1	1	0.2	0.2	0.05	0.05	0.2	0.005	0.02	0.1	1	0.1
K284051		0.004	0.07	5.36	5.4	2	69.1	333	0.32	0.08	3.2	0.140	0.50	2.2	48	2.3
K284052		0.005	0.03	5.88	6.9	3	151.5	179.0	0.50	0.08	4.6	0.207	0.29	2.4	81	1.7
K284053		0.006	0.08	5.01	7.0	5	103.5	246	0.51	0.09	4.7	0.216	0.66	2.5	68	1.7
K284054		0.011	0.18	5.01	8.2	5	100.5	293	0.58	0.08	5.3	0.246	0.82	3.0	83	1.6
K284055		<0.002	0.01	0.10	0.4	<1	0.2	50.0	<0.05	0.09	<0.2	<0.005	<0.02	0.6	3	0.1
K284056		0.016	0.21	5.60	9.2	4	79.8	605	0.68	0.09	6.5	0.294	1.34	4.6	120	1.5
K284057		0.008	0.26	5.34	8.3	4	65.4	375	0.60	0.08	5.7	0.258	1.33	2.6	73	1.3
K284058		0.006	0.15	7.45	4.2	2	214	172.0	0.33	0.06	2.9	0.144	0.08	1.7	33	2.1
K284059		0.013	0.33	7.93	9.8	5	184.5	360	0.68	0.12	6.6	0.301	1.42	3.0	100	1.4
K284060		0.013	4.61	9.94	7.8	100	>500	142.5	0.54	0.85	5.0	0.231	0.69	3.2	82	11.3
K284061		0.015	0.58	7.62	9.7	9	45.6	248	0.71	0.09	7.2	0.308	1.51	3.5	92	1.1
K284062		0.013	0.29	3.85	8.5	10	39.0	367	0.53	0.11	5.4	0.232	1.21	3.0	96	1.4
K284063		0.010	0.47	4.19	6.5	11	14.4	410	0.48	0.12	4.9	0.208	1.10	2.8	72	0.8
K284064		0.010	0.46	3.50	6.7	10	13.2	425	0.47	0.12	4.8	0.204	1.07	2.6	71	0.7
K284065		0.014	0.46	4.44	8.7	9	25.5	324	0.52	0.10	5.6	0.230	1.25	3.8	117	1.0
K284066		0.017	0.70	12.25	9.6	10	128.5	267	0.60	0.09	6.1	0.265	1.17	3.7	146	9.9
K284067		0.012	0.40	11.40	8.5	5	166.0	215	0.58	0.08	5.7	0.255	0.77	3.5	131	2.6
K284068		0.013	0.71	10.25	9.8	8	162.5	274	0.68	0.12	6.9	0.292	1.15	4.0	125	1.5
K284069		0.014	2.87	12.75	9.0	60	145.0	202	0.63	0.69	5.8	0.269	0.94	3.5	133	3.7
K284070		0.013	0.67	9.39	11.7	12	58.5	307	0.74	0.11	7.8	0.322	1.54	4.4	145	1.3
K284071		0.014	0.60	11.20	7.6	20	58.5	299	0.64	0.24	6.2	0.269	0.74	3.8	130	1.9
K284072		0.012	2.24	9.17	8.7	17	39.7	313	0.64	0.08	6.8	0.274	1.08	3.2	112	1.1
K284073		0.014	0.76	6.76	9.7	16	35.3	338	0.69	0.20	7.0	0.306	1.37	3.8	148	1.2
K284074		0.014	0.72	6.76	10.0	16	34.9	319	0.71	0.17	7.3	0.294	1.41	3.8	143	1.2
K284075		0.020	0.73	9.64	9.3	12	40.0	332	0.71	0.16	7.1	0.303	1.22	4.4	121	0.9
K284076		0.016	0.95	7.97	10.6	17	47.0	375	0.70	0.20	7.3	0.306	1.11	4.4	132	1.0
K284077		0.022	0.73	6.08	10.9	19	40.3	468	0.71	0.17	7.5	0.309	1.03	5.0	143	1.3
K284078		0.012	0.31	3.06	5.6	10	15.5	328	0.43	0.15	4.5	0.186	0.62	2.8	69	0.7
K284079		0.013	0.31	5.35	7.7	8	45.8	321	0.47	0.13	5.1	0.202	0.76	4.0	121	0.9
K284080		<0.002	0.02	0.08	0.3	<1	0.2	47.1	<0.05	0.11	<0.2	<0.005	<0.02	0.6	3	0.1
K284081		0.016	0.26	11.90	6.4	17	35.6	321	0.44	0.21	4.7	0.185	0.74	3.2	124	1.1
K284082		0.014	0.44	5.11	7.7	11	32.7	298	0.54	0.14	5.8	0.233	1.08	3.2	106	1.0
K284083		0.041	0.72	4.46	9.4	17	18.7	384	0.56	0.12	6.2	0.242	1.02	6.4	301	1.1
K284084		0.059	0.93	3.89	10.1	23	16.9	422	0.62	0.17	6.5	0.263	1.18	7.3	386	1.2
K284085		0.015	0.41	3.88	8.0	8	15.6	322	0.55	0.12	5.7	0.238	1.08	4.8	175	1.0
K284086		0.018	0.70	4.27	10.6	18	16.9	291	0.65	0.15	6.9	0.285	1.47	3.9	146	1.3

Comments: **Re-analysis Results for Samples Originally Reported on Certificate WH12131218**

***** See Appendix Page for comments regarding this certificate *****

ALS Canada Ltd.
2103 Dollarton Hwy
North Vancouver BC V7H 0A7
Phone: 604 984 0221 Fax: 604 984 0218 www.alsglobal.com

To: **SILVER RANGE RESOURCES LTD.**
C/O ARCHER, CATHRO & ASSOCIATES (1981) LIMITED
1016-510 W HASTINGS ST
VANCOUVER BC V6B 1L8

Finalized Date: 8-JUL-2012
Account: RANSIL

Project: Re-assays from WH12131218

CERTIFICATE OF ANALYSIS WH12154560

Sample Description	Method	ME-MS61	ME-MS61	ME-MS61	Zn-OG62
	Analyte	Y	Zn	Zr	Zn
	Units	ppm	ppm	ppm	%
	LOR	0.1	2	0.5	0.001
K284051		18.2	82	35.0	
K284052		19.6	67	49.9	
K284053		22.3	61	52.0	
K284054		23.5	116	69.7	
K284055		1.0	14	0.7	
K284056		29.4	269	60.4	
K284057		22.0	135	54.0	
K284058		18.8	85	35.0	
K284059		24.8	98	63.4	
K284060		23.4	>10000	36.9	2.62
K284061		25.2	125	60.9	
K284062		23.1	112	48.3	
K284063		20.1	190	44.2	
K284064		20.1	124	45.1	
K284065		24.2	240	53.6	
K284066		27.2	278	61.7	
K284067		27.2	302	60.3	
K284068		32.3	716	65.4	
K284069		26.6	8960	48.2	
K284070		37.1	232	73.5	
K284071		32.1	1700	56.4	
K284072		27.3	4870	64.4	
K284073		29.3	840	69.9	
K284074		30.2	720	74.1	
K284075		31.8	379	66.2	
K284076		34.6	1530	69.6	
K284077		38.2	209	72.3	
K284078		23.4	235	48.0	
K284079		26.2	193	68.1	
K284080		0.9	13	<0.5	
K284081		25.3	565	58.0	
K284082		27.3	170	68.9	
K284083		29.9	320	60.6	
K284084		32.0	277	83.7	
K284085		27.6	323	52.8	
K284086		29.2	236	81.6	

Comments: **Re-analysis Results for Samples Originally Reported on Certificate WH12131218**

***** See Appendix Page for comments regarding this certificate *****

ALS Canada Ltd.
2103 Dollarton Hwy
North Vancouver BC V7H 0A7
Phone: 604 984 0221 Fax: 604 984 0218 www.alsglobal.com

To: **SILVER RANGE RESOURCES LTD.**
C/O ARCHER, CATHRO & ASSOCIATES (1981) LIMITED
1016-510 W HASTINGS ST
VANCOUVER BC V6B 1L8

Finalized Date: 8-JUL-2012
Account: RANSIL

Project: Re-assays from WH12131218

CERTIFICATE OF ANALYSIS WH12154560

Method	CERTIFICATE COMMENTS
ME-MS61	Interference: Ca>10% on ICP-MS As, ICP-AES results shown.
ME-MS61	REE's may not be totally soluble in this method.

ALS Canada Ltd.

2103 Dollarton Hwy
North Vancouver BC V7H 0A7
Phone: 604 984 0221 Fax: 604 984 0218 www.alsglobal.com

To: **SILVER RANGE RESOURCES LTD.**
C/O ARCHER, CATHRO & ASSOCIATES (1981) LIMITED
1016-510 W HASTINGS ST
VANCOUVER BC V6B 1L8

Finalized Date: 27-JUL-2012
Account: RANSIL

CERTIFICATE WH12154940

Project: Hammer-Keg

P.O. No.: Batch 9

This report is for 36 Drill Core samples submitted to our lab in Whitehorse, YT, Canada on 5-JUL-2012.

The following have access to data associated with this certificate:

MATT DUMALA	JOAN MARIACHER	

SAMPLE PREPARATION

ALS CODE	DESCRIPTION
WEI-21	Received Sample Weight
LOG-22	Sample login - Rcd w/o BarCode
CRU-31	Fine crushing - 70%<2mm
CRU-QC	Crushing QC Test
SPL-21	Split sample - riffle splitter
PUL-QC	Pulverizing QC Test
PUL-31	Pulverize split to 85%<75 um
LOG-22d	Sample login - Rcd w/o BarCode dup
SPL-21d	Split sample - duplicate
PUL-31d	Pulverize Split - duplicate
LOG-23	Pulp Login - Rcvd with Barcode

ANALYTICAL PROCEDURES

ALS CODE	DESCRIPTION	INSTRUMENT
Au-AA24	Au 50g FA AA finish	AAS
Au-GRA22	Au 50 g FA-GRAV finish	WST-SIM
ME-OG62	Ore Grade Elements - Four Acid	ICP-AES
Sn-XRF05	Sn-Trace Level XRF Analysis	XRF
ME-MS61	48 element four acid ICP-MS	
Ag-OG62	Ore Grade Ag - Four Acid	VARIABLE
Pb-OG62	Ore Grade Pb - Four Acid	VARIABLE
Zn-OG62	Ore Grade Zn - Four Acid	VARIABLE
Ag-GRA21	Ag 30g FA-GRAV finish	WST-SIM

To: **SILVER RANGE RESOURCES LTD.**
ATTN: JOAN MARIACHER
C/O ARCHER, CATHRO & ASSOCIATES (1981) LIMITED
1016-510 W HASTINGS ST
VANCOUVER BC V6B 1L8

This is the Final Report and supersedes any preliminary report with this certificate number. Results apply to samples as submitted. All pages of this report have been checked and approved for release.

***** See Appendix Page for comments regarding this certificate *****

Signature: 

Colin Ramshaw, Vancouver Laboratory Manager

Comments: Gold assay on sample L845794 is reported by fire assay gravimetric method due to high silver content in the sample that may cause incomplete gold dissolution in aqua-regia solution.

ALS Canada Ltd.
2103 Dollarton Hwy
North Vancouver BC V7H 0A7
Phone: 604 984 0221 Fax: 604 984 0218 www.alsglobal.com

To: **SILVER RANGE RESOURCES LTD.**
C/O ARCHER, CATHRO & ASSOCIATES (1981) LIMITED
1016-510 W HASTINGS ST
VANCOUVER BC V6B 1L8

Finalized Date: 27-JUL-2012
Account: RANSIL

Project: Hammer-Keg

CERTIFICATE OF ANALYSIS WH12154940

Sample Description	Method / Analyte / Units / LOR	WEI-21 Recvd Wt. kg 0.02	Au-AA24 Au ppm 0.005	Au-GRA22 Au ppm 0.05	Sn-XRF05 Sn ppm 5	ME-MS61 Ag ppm 0.01	ME-MS61 Al % 0.01	ME-MS61 As ppm 0.2	ME-MS61 Ba ppm 10	ME-MS61 Be ppm 0.05	ME-MS61 Bi ppm 0.01	ME-MS61 Ca % 0.01	ME-MS61 Cd ppm 0.02	ME-MS61 Ce ppm 0.01	ME-MS61 Co ppm 0.1	ME-MS61 Cr ppm 1
L845789		2.06	<0.005		10	0.05	7.22	6.7	570	5.21	0.50	1.14	0.02	80.8	3.3	12
L845790		5.12	<0.005		11	0.02	6.91	9.7	430	4.77	0.75	0.76	0.04	59.9	2.6	11
L845791		2.26	<0.005		11	0.12	7.03	37.6	510	4.57	0.48	0.32	0.05	63.2	4.2	11
L845792		3.39	<0.005		10	0.05	7.36	11.3	530	4.95	0.54	0.47	0.03	74.4	3.1	12
L845793		3.55	<0.005		8	0.11	7.14	13.6	480	4.90	0.54	0.40	0.05	65.7	2.3	9
L845794		0.06		6.85	658	>100	0.25	>10000	150	0.11	0.12	0.01	252	3.23	0.6	11
L845795		3.70	<0.005		10	0.31	8.38	25.3	560	5.52	0.79	0.24	0.04	72.0	3.7	11
L845796		1.42	0.014		21	17.50	6.29	480	290	3.99	0.46	0.12	1.85	64.8	2.2	9
L845797		3.56	<0.005		<5	0.20	0.13	8	20	0.05	0.02	20.4	0.07	1.24	1.4	<1
L845798		5.46	<0.005		7	1.31	7.33	83.0	520	4.04	0.53	0.23	0.21	67.8	3.8	11
L845799		3.60	<0.005		14	0.27	7.64	18.8	580	3.69	0.55	0.33	0.14	75.9	4.0	8
L845800		5.51	<0.005		11	1.17	6.63	78.3	370	4.88	0.52	0.30	0.16	63.5	3.1	7
L845801		4.32	<0.005		7	1.31	6.85	15.6	340	5.21	0.59	0.26	0.07	59.7	2.4	10
L845802		1.44	<0.005		11	0.88	6.93	4.9	400	4.49	0.39	0.72	0.06	61.8	3.3	10
L845803		<0.02	<0.005		9	0.93	6.84	6.4	400	4.43	0.37	0.72	0.06	61.3	3.3	11
L845804		2.95	<0.005		8	0.48	7.06	6.1	440	5.08	0.42	0.83	0.05	67.4	2.6	10
L845805		6.38	<0.005		6	1.14	7.16	3.3	460	5.76	0.38	0.50	0.07	64.8	3.1	12
L845806		5.96	<0.005		7	2.99	7.28	1.6	500	5.08	0.53	0.29	0.10	72.6	3.2	13
L845807		1.39	<0.005		<5	0.24	7.25	2.2	600	4.82	0.51	0.97	0.06	78.6	2.7	8
L845808		2.63	<0.005		18	2.76	7.44	316	290	4.81	0.43	0.18	0.25	80.1	1.2	7
L845809		0.26	0.092		26	61.5	4.91	2620	560	0.91	3.35	6.72	125.5	25.5	13.8	41
L845810		3.45	<0.005		11	1.04	7.06	7.3	540	5.07	0.43	0.24	0.58	81.2	1.4	11
L845811		1.92	<0.005		6	0.34	7.66	2.1	640	4.57	0.45	0.37	1.01	86.0	1.9	12
L845812		0.99	<0.005		10	58.3	7.82	30.3	590	6.21	0.59	0.17	5.39	108.0	9.1	9
L845813		3.62	<0.005		7	1.47	7.22	4.4	320	4.86	0.86	0.16	0.36	67.6	1.1	10
L845814		1.88	<0.005		8	1.30	7.11	6.0	300	5.09	0.77	0.16	0.31	65.5	1.0	8
L845815		1.01	<0.005		17	4.00	6.10	417	210	5.01	0.35	0.14	1.78	69.8	1.3	5
L845816		1.81	<0.005		9	0.68	7.28	10.4	260	4.48	0.48	0.12	0.05	83.1	1.0	10
L845817		1.48	<0.005		11	0.62	7.21	47.2	410	4.81	0.43	0.14	0.87	85.7	3.0	7
L845818		1.57	<0.005		6	0.46	8.76	56.7	490	5.29	0.60	0.19	0.15	86.2	1.9	10
L845819		1.30	<0.005		7	0.90	7.09	108.5	310	5.71	0.45	0.15	0.60	81.8	2.1	8
L845820		3.81	<0.005		7	0.39	7.35	49.0	350	4.64	0.46	0.17	0.11	83.2	2.2	10
L845821		1.76	<0.005		7	1.44	7.32	51.4	490	5.46	0.53	0.17	0.29	83.9	2.2	9
L845822		3.61	<0.005		<5	0.01	0.09	<5	20	0.07	0.03	21.4	0.06	1.21	1.3	2
L845823		3.40	<0.005		10	0.91	7.77	2.9	590	5.96	0.57	0.48	0.05	90.3	2.0	11
L845824		6.29	<0.005		6	8.94	7.34	3.6	560	4.90	0.47	0.60	0.22	90.9	2.0	11

Comments: Gold assay on sample L845794 is reported by fire assay gravimetric method due to high silver content in the sample that may cause incomplete gold dissolution in aqua-regia solution.

***** See Appendix Page for comments regarding this certificate *****

ALS Canada Ltd.
2103 Dollarton Hwy
North Vancouver BC V7H 0A7
Phone: 604 984 0221 Fax: 604 984 0218 www.alsglobal.com

To: **SILVER RANGE RESOURCES LTD.**
C/O ARCHER, CATHRO & ASSOCIATES (1981) LIMITED
1016-510 W HASTINGS ST
VANCOUVER BC V6B 1L8

Finalized Date: 27-JUL-2012
Account: RANSIL

Project: Hammer-Keg

CERTIFICATE OF ANALYSIS WH12154940

Sample Description	Method	ME-MS61	ME-MS61	ME-MS61	ME-MS61	ME-MS61	ME-MS61	ME-MS61	ME-MS61	ME-MS61	ME-MS61	ME-MS61	ME-MS61	ME-MS61	ME-MS61	ME-MS61
	Analyte	Cs	Cu	Fe	Ga	Ge	Hf	In	K	La	Li	Mg	Mn	Mo	Na	Nb
	Units	ppm	ppm	%	ppm	ppm	ppm	ppm	%	ppm	ppm	%	ppm	ppm	%	ppm
	LOR	0.05	0.2	0.01	0.05	0.05	0.1	0.005	0.01	0.5	0.2	0.01	5	0.05	0.01	0.1
L845789		18.80	5.7	1.35	27.0	0.19	2.0	0.034	3.62	37.4	241	0.27	372	0.19	0.71	12.7
L845790		11.95	5.3	1.34	24.8	0.20	1.6	0.030	3.36	28.1	75.6	0.33	362	0.20	1.80	11.9
L845791		14.35	6.3	1.64	25.2	0.16	1.7	0.033	3.50	26.6	216	0.26	1620	0.50	0.32	10.0
L845792		17.60	6.0	1.40	25.5	0.17	1.9	0.035	3.56	34.4	229	0.29	189	0.27	0.66	11.4
L845793		16.30	3.5	1.64	23.4	0.18	1.5	0.034	3.58	30.6	157.0	0.24	286	0.35	0.72	12.2
L845794		0.33	3810	12.00	1.97	0.19	0.1	0.030	0.10	1.9	7.8	0.01	39	1.29	0.01	0.6
L845795		17.40	4.6	0.85	30.9	0.07	2.0	0.038	4.28	32.7	189.5	0.21	160	0.30	0.18	14.0
L845796		21.8	15.3	3.22	21.5	0.08	1.5	0.026	3.35	30.3	86.2	0.24	7120	2.30	0.07	9.2
L845797		0.31	1.8	0.46	0.41	<0.05	<0.1	<0.005	0.05	0.6	1.8	12.55	229	0.17	0.01	0.3
L845798		17.25	6.4	0.76	27.8	0.27	1.8	0.039	3.92	30.3	220	0.23	250	0.37	0.12	10.5
L845799		15.50	26.4	1.22	27.4	0.22	2.0	0.035	3.83	34.2	104.0	0.33	438	0.29	0.14	11.3
L845800		27.0	5.8	1.52	23.7	0.14	1.8	0.030	3.44	31.1	167.5	0.30	1520	0.74	0.09	9.7
L845801		17.10	13.0	1.15	24.0	0.12	1.7	0.035	3.41	27.8	295	0.25	490	1.61	0.30	8.9
L845802		15.85	10.3	1.36	23.0	0.14	1.7	0.032	3.38	29.2	78.7	0.29	467	0.23	0.98	8.4
L845803		15.75	10.7	1.44	22.8	0.12	1.6	0.031	3.32	29.1	78.3	0.29	488	0.29	0.99	8.3
L845804		16.90	4.0	1.35	23.5	0.12	1.9	0.029	3.39	31.3	68.7	0.25	480	0.22	1.44	9.9
L845805		9.79	13.7	1.49	24.3	0.12	1.6	0.034	3.38	29.2	51.9	0.35	474	0.25	2.03	9.9
L845806		7.85	2.3	1.59	25.8	0.13	1.8	0.046	3.48	33.0	50.3	0.42	424	0.20	1.84	7.6
L845807		16.30	1.0	1.19	23.0	0.13	2.5	0.030	4.10	36.7	81.6	0.25	976	0.34	1.31	8.7
L845808		18.40	3.1	1.89	24.6	0.09	2.5	0.029	3.92	37.8	46.8	0.24	5310	0.65	0.09	8.8
L845809		2.60	980	3.64	10.85	0.19	1.3	0.070	1.28	12.7	17.6	0.67	2690	5.21	1.17	4.2
L845810		13.05	5.8	1.34	24.0	0.19	2.2	0.029	3.79	40.2	50.4	0.16	903	0.31	1.02	8.8
L845811		11.65	4.7	1.20	26.5	0.22	2.5	0.033	3.97	41.6	33.8	0.23	353	0.41	1.51	9.4
L845812		19.65	13.6	2.36	29.0	0.26	2.3	0.038	4.48	50.5	57.5	0.22	8020	1.18	0.16	9.1
L845813		21.0	18.4	1.10	24.5	0.20	1.9	0.027	3.87	32.9	99.0	0.24	2190	0.33	0.05	9.2
L845814		19.45	16.3	1.20	24.3	0.20	2.0	0.029	3.80	32.1	120.5	0.24	2070	0.32	0.05	9.2
L845815		19.25	7.7	4.06	24.3	0.24	1.8	0.023	2.89	34.6	54.8	0.21	29200	1.78	0.02	6.3
L845816		20.5	4.2	0.91	25.6	0.22	2.5	0.030	3.60	40.6	71.6	0.26	424	0.29	0.03	8.5
L845817		25.1	3.7	1.57	25.8	0.24	2.4	0.028	3.96	42.3	118.5	0.25	7740	0.65	0.05	9.4
L845818		35.7	5.3	1.13	33.2	0.25	2.6	0.040	5.04	41.8	128.0	0.32	724	0.54	0.05	10.8
L845819		24.0	5.3	2.45	25.5	0.25	2.1	0.032	3.59	41.8	83.0	0.24	2390	0.77	0.03	7.8
L845820		28.3	6.7	0.93	25.4	0.24	2.2	0.030	3.83	41.1	85.4	0.26	526	0.49	0.05	8.4
L845821		24.0	6.1	2.21	25.8	0.25	2.3	0.031	4.26	40.8	94.2	0.22	3130	1.52	0.07	7.7
L845822		0.33	1.8	0.48	0.39	0.28	<0.1	0.005	0.04	0.6	1.2	12.70	215	0.42	<0.01	0.3
L845823		15.10	5.6	1.38	27.2	0.37	2.4	0.036	4.05	44.6	74.2	0.28	341	0.31	1.11	8.9
L845824		11.35	7.2	1.42	25.4	0.34	2.4	0.032	3.57	45.5	41.9	0.28	152	0.25	1.75	9.0

Comments: Gold assay on sample L845794 is reported by fire assay gravimetric method due to high silver content in the sample that may cause incomplete gold dissolution in aqua-regia solution.

***** See Appendix Page for comments regarding this certificate *****

ALS Canada Ltd.
2103 Dollarton Hwy
North Vancouver BC V7H 0A7
Phone: 604 984 0221 Fax: 604 984 0218 www.alsglobal.com

To: **SILVER RANGE RESOURCES LTD.**
C/O ARCHER, CATHRO & ASSOCIATES (1981) LIMITED
1016-510 W HASTINGS ST
VANCOUVER BC V6B 1L8

Finalized Date: 27-JUL-2012
Account: RANSIL

Project: Hammer-Keg

CERTIFICATE OF ANALYSIS WH12154940

Sample Description	Method	ME-MS61	ME-MS61	ME-MS61	ME-MS61	ME-MS61	ME-MS61	ME-MS61	ME-MS61	ME-MS61	ME-MS61	ME-MS61	ME-MS61	ME-MS61	ME-MS61	ME-MS61
	Analyte	Ni	P	Pb	Rb	Re	S	Sb	Sc	Se	Sn	Sr	Ta	Te	Th	Ti
	Units	ppm	ppm	ppm	ppm	ppm	%	ppm	ppm	ppm	ppm	ppm	ppm	ppm	ppm	%
	LOR	0.2	10	0.5	0.1	0.002	0.01	0.05	0.1	1	0.2	0.2	0.05	0.05	0.2	0.005
L845789		3.3	430	43.5	269	<0.002	<0.01	1.07	5.5	1	8.1	116.5	0.93	<0.05	20.7	0.208
L845790		3.2	580	34.6	326	<0.002	<0.01	0.28	4.4	1	10.1	137.0	1.27	<0.05	15.5	0.166
L845791		3.5	490	39.8	293	<0.002	<0.01	2.31	5.3	1	10.2	88.4	1.12	<0.05	17.3	0.173
L845792		3.4	460	42.5	275	<0.002	<0.01	1.22	5.6	1	8.0	100.5	1.04	<0.05	18.8	0.199
L845793		2.5	540	38.6	271	<0.002	<0.01	1.12	4.8	1	7.6	98.1	1.10	<0.05	16.7	0.184
L845794		3.4	50	>10000	9.4	0.002	>10.0	3510	0.4	6	154.5	7.3	<0.05	<0.05	0.5	0.011
L845795		2.4	550	45.5	319	<0.002	0.01	2.45	6.0	1	9.5	79.0	1.44	<0.05	18.3	0.200
L845796		5.5	350	170.0	348	<0.002	0.01	31.3	3.9	1	23.9	114.5	0.86	<0.05	15.6	0.149
L845797		2.9	160	6.7	4.0	<0.002	0.01	0.32	0.4	1	0.2	42.5	<0.05	<0.05	0.2	<0.005
L845798		2.1	450	75.5	380	<0.002	<0.01	6.38	6.3	1	9.4	76.0	0.82	<0.05	18.3	0.196
L845799		2.7	530	49.4	295	<0.002	<0.01	3.22	5.6	1	13.1	87.1	0.95	<0.05	19.6	0.204
L845800		3.9	550	52.4	346	<0.002	<0.01	25.1	4.9	1	8.5	65.4	0.92	<0.05	17.1	0.173
L845801		3.0	600	50.2	317	<0.002	<0.01	5.91	4.5	1	10.6	56.7	0.76	<0.05	16.3	0.151
L845802		3.9	510	38.6	273	<0.002	<0.01	2.41	5.6	1	5.9	75.2	0.67	<0.05	16.9	0.177
L845803		4.1	510	39.5	277	<0.002	<0.01	2.53	5.4	1	5.8	74.6	0.63	<0.05	16.2	0.173
L845804		3.0	540	44.1	282	<0.002	<0.01	2.06	5.1	1	8.0	110.5	0.92	<0.05	17.6	0.160
L845805		4.0	560	38.6	254	<0.002	<0.01	1.04	5.4	1	7.6	139.5	0.91	<0.05	17.0	0.174
L845806		4.6	560	45.6	270	<0.002	<0.01	1.14	5.5	1	7.1	132.0	0.46	<0.05	18.9	0.185
L845807		2.7	520	46.9	293	<0.002	0.02	1.21	4.6	1	6.8	162.0	0.74	<0.05	20.6	0.181
L845808		1.7	540	318	367	<0.002	0.03	32.2	4.9	1	20.0	82.3	0.63	<0.05	21.5	0.197
L845809		27.9	630	>10000	70.9	0.003	2.73	52.6	8.5	4	2.7	425	0.29	0.17	3.6	0.198
L845810		2.3	510	79.8	289	<0.002	0.05	7.50	4.7	1	8.0	129.0	0.70	<0.05	20.9	0.172
L845811		2.4	550	45.6	279	<0.002	0.01	1.88	4.9	1	6.3	165.0	0.72	<0.05	22.7	0.195
L845812		3.9	520	126.5	333	<0.002	<0.01	52.0	5.4	1	7.4	138.5	0.69	<0.05	22.8	0.190
L845813		1.6	590	43.5	369	<0.002	<0.01	9.95	3.8	1	7.9	64.8	1.25	<0.05	15.9	0.145
L845814		1.5	610	52.1	361	<0.002	<0.01	10.80	3.9	1	8.1	66.9	1.23	<0.05	15.8	0.144
L845815		2.2	470	83.7	290	<0.002	0.01	31.4	3.7	1	13.6	170.0	0.45	<0.05	16.3	0.140
L845816		1.1	480	58.4	350	<0.002	<0.01	5.02	4.9	1	9.9	40.5	0.66	<0.05	21.9	0.177
L845817		2.9	480	42.3	369	<0.002	<0.01	5.08	4.7	1	5.8	100.5	0.73	<0.05	21.5	0.174
L845818		1.9	600	44.4	460	<0.002	<0.01	7.54	5.3	1	8.4	57.6	0.82	<0.05	22.8	0.184
L845819		2.6	550	41.3	350	<0.002	<0.01	12.45	4.6	1	6.9	51.9	0.55	<0.05	20.5	0.158
L845820		2.1	520	43.4	341	<0.002	<0.01	5.08	4.7	1	6.4	51.7	0.60	<0.05	21.4	0.174
L845821		3.7	550	53.0	325	<0.002	<0.01	5.25	4.7	1	9.9	94.5	0.60	<0.05	20.5	0.173
L845822		4.2	160	1.3	2.8	<0.002	0.01	0.06	0.3	1	<0.2	43.1	<0.05	<0.05	<0.2	<0.005
L845823		2.2	570	46.0	300	<0.002	<0.01	1.19	4.9	1	9.2	135.0	0.73	<0.05	23.8	0.184
L845824		2.1	530	53.6	257	<0.002	<0.01	1.22	4.6	1	5.9	159.5	0.64	<0.05	21.9	0.181

Comments: Gold assay on sample L845794 is reported by fire assay gravimetric method due to high silver content in the sample that may cause incomplete gold dissolution in aqua-regia solution.

***** See Appendix Page for comments regarding this certificate *****

ALS Canada Ltd.
2103 Dollarton Hwy
North Vancouver BC V7H 0A7
Phone: 604 984 0221 Fax: 604 984 0218 www.alsglobal.com

To: **SILVER RANGE RESOURCES LTD.**
C/O ARCHER, CATHRO & ASSOCIATES (1981) LIMITED
1016-510 W HASTINGS ST
VANCOUVER BC V6B 1L8

Finalized Date: 27-JUL-2012
Account: RANSIL

Project: Hammer-Keg

CERTIFICATE OF ANALYSIS WH12154940

Sample Description	Method	ME-MS61	ME-MS61	ME-MS61	ME-MS61	ME-MS61	ME-MS61	ME-MS61	Ag-OG62	Pb-OG62	Zn-OG62	Ag-GRA21
	Analyte	Tl	U	V	W	Y	Zn	Zr	Ag	Pb	Zn	Ag
	Units	ppm	ppm	ppm	ppm	ppm	ppm	ppm	ppm	%	%	ppm
	LOR	0.02	0.1	1	0.1	0.1	2	0.5	1	0.001	0.001	5
L845789		1.48	4.4	25	7.7	9.3	64	82.9				
L845790		1.57	2.6	20	1.5	8.3	101	61.7				
L845791		1.70	9.5	22	5.6	7.5	99	66.8				
L845792		1.51	8.2	24	12.1	9.7	58	69.5				
L845793		1.76	7.9	21	3.1	9.1	80	46.6				
L845794		0.12	0.5	7	195.5	0.8	>10000	3.7	>1500	10.70	2.68	3320
L845795		2.15	10.5	23	22.7	9.2	50	65.9				
L845796		3.45	62.2	20	11.6	9.6	735	49.7				
L845797		0.03	0.5	3	0.2	0.8	17	0.8				
L845798		2.00	8.9	24	11.5	8.0	82	67.9				
L845799		1.74	15.1	26	12.9	10.4	104	74.8				
L845800		2.12	7.5	25	19.5	9.6	326	64.9				
L845801		2.45	3.5	21	6.0	9.3	223	61.9				
L845802		2.32	4.2	27	1.9	9.5	85	60.4				
L845803		2.22	4.0	26	1.8	9.6	84	60.8				
L845804		1.97	3.2	22	1.9	9.5	67	69.3				
L845805		1.57	2.5	25	1.7	9.3	107	58.6				
L845806		1.71	2.1	26	1.9	10.0	174	67.2				
L845807		2.58	7.8	22	1.4	9.4	137	79.8				
L845808		4.30	8.9	23	1.9	9.2	272	88.8				
L845809		0.74	1.5	61	10.2	11.0	>10000	41.0		1.935	2.02	
L845810		2.26	11.2	21	1.4	7.9	545	84.6				
L845811		2.04	7.2	24	1.5	7.7	484	92.1				
L845812		3.47	14.9	25	2.9	9.5	1400	87.7				
L845813		4.29	8.9	18	1.9	6.4	434	69.6				
L845814		4.22	9.5	18	2.0	6.4	410	70.5				
L845815		3.61	36.0	18	2.3	6.7	2620	69.2				
L845816		4.23	8.1	22	2.0	7.3	237	86.5				
L845817		3.07	15.1	22	2.2	7.4	1050	93.6				
L845818		3.68	12.8	25	1.7	7.3	295	101.5				
L845819		3.52	47.1	21	2.0	9.8	845	80.3				
L845820		3.33	11.8	22	1.9	6.9	263	83.9				
L845821		4.07	24.3	22	2.3	9.8	841	78.9				
L845822		0.02	0.4	1	0.1	0.7	17	<0.5				
L845823		2.54	8.6	23	1.5	9.0	225	89.3				
L845824		1.83	5.7	22	1.2	8.3	231	88.7				

Comments: Gold assay on sample L845794 is reported by fire assay gravimetric method due to high silver content in the sample that may cause incomplete gold dissolution in aqua-regia solution.

***** See Appendix Page for comments regarding this certificate *****

ALS Canada Ltd.
2103 Dollarton Hwy
North Vancouver BC V7H 0A7
Phone: 604 984 0221 Fax: 604 984 0218 www.alsglobal.com

To: **SILVER RANGE RESOURCES LTD.**
C/O ARCHER, CATHRO & ASSOCIATES (1981) LIMITED
1016-510 W HASTINGS ST
VANCOUVER BC V6B 1L8

Finalized Date: 27-JUL-2012
Account: RANSIL

Project: Hammer-Keg

CERTIFICATE OF ANALYSIS WH12154940

Method	CERTIFICATE COMMENTS
ME-MS61	Interference: Ca>10% on ICP-MS As, ICP-AES results shown.
ME-MS61	REE's may not be totally soluble in this method.

ALS Canada Ltd.

2103 Dollarton Hwy
North Vancouver BC V7H 0A7
Phone: 604 984 0221 Fax: 604 984 0218 www.alsglobal.com

To: **SILVER RANGE RESOURCES LTD.**
C/O ARCHER, CATHRO & ASSOCIATES (1981) LIMITED
1016-510 W HASTINGS ST
VANCOUVER BC V6B 1L8

Finalized Date: 25-JUL-2012
Account: RANSIL

CERTIFICATE WH12154941

Project: Keg-Main-Group 1

P.O. No.: Batch 27

This report is for 36 Drill Core samples submitted to our lab in Whitehorse, YT, Canada on 5-JUL-2012.

The following have access to data associated with this certificate:

MATT DUMALA	JOAN MARIACHER	

SAMPLE PREPARATION

ALS CODE	DESCRIPTION
WEI-21	Received Sample Weight
LOG-22	Sample login - Rcd w/o BarCode
CRU-31	Fine crushing - 70%<2mm
CRU-QC	Crushing QC Test
SPL-21	Split sample - riffle splitter
PUL-QC	Pulverizing QC Test
PUL-31	Pulverize split to 85%<75 um
LOG-22d	Sample login - Rcd w/o BarCode dup
SPL-21d	Split sample - duplicate
PUL-31d	Pulverize Split - duplicate
LOG-23	Pulp Login - Rcvd with Barcode

ANALYTICAL PROCEDURES

ALS CODE	DESCRIPTION	INSTRUMENT
Au-AA24	Au 50g FA AA finish	AAS
ME-OG62	Ore Grade Elements - Four Acid	ICP-AES
Sn-XRF05	Sn-Trace Level XRF Analysis	XRF
ME-MS61	48 element four acid ICP-MS	
Zn-OG62	Ore Grade Zn - Four Acid	VARIABLE

To: **SILVER RANGE RESOURCES LTD.**
ATTN: JOAN MARIACHER
C/O ARCHER, CATHRO & ASSOCIATES (1981) LIMITED
1016-510 W HASTINGS ST
VANCOUVER BC V6B 1L8

This is the Final Report and supersedes any preliminary report with this certificate number. Results apply to samples as submitted. All pages of this report have been checked and approved for release.

***** See Appendix Page for comments regarding this certificate *****

Signature:

Colin Ramshaw, Vancouver Laboratory Manager

ALS Canada Ltd.
2103 Dollarton Hwy
North Vancouver BC V7H 0A7
Phone: 604 984 0221 Fax: 604 984 0218 www.alsglobal.com

To: **SILVER RANGE RESOURCES LTD.**
C/O ARCHER, CATHRO & ASSOCIATES (1981) LIMITED
1016-510 W HASTINGS ST
VANCOUVER BC V6B 1L8

Finalized Date: 25-JUL-2012
Account: RANSIL

Project: Keg-Main-Group 1

CERTIFICATE OF ANALYSIS WH12154941

Sample Description	Method / Analyte / Units / LOR	WEI-21 Recvd Wt. kg 0.02	Au-AA24 Au ppm 0.005	Sn-XRF05 Sn ppm 5	ME-MS61 Ag ppm 0.01	ME-MS61 Al % 0.01	ME-MS61 As ppm 0.2	ME-MS61 Ba ppm 10	ME-MS61 Be ppm 0.05	ME-MS61 Bi ppm 0.01	ME-MS61 Ca % 0.01	ME-MS61 Cd ppm 0.02	ME-MS61 Ce ppm 0.01	ME-MS61 Co ppm 0.1	ME-MS61 Cr ppm 1	ME-MS61 Cs ppm 0.05
K284483		7.10	<0.005	9	0.44	1.90	9	580	0.44	0.03	17.55	0.51	14.75	1.8	15	2.06
K284484		7.37	<0.005	22	0.67	1.78	38	750	0.34	0.03	14.75	0.58	13.25	1.2	11	1.37
K284485		7.63	<0.005	109	2.92	2.91	69.9	1340	0.81	3.68	7.75	9.79	31.0	5.9	32	2.88
K284486		7.79	<0.005	86	0.37	5.27	163.5	1140	1.37	0.08	4.75	0.18	58.6	7.8	75	5.07
K284487		0.26	<0.005	168	15.30	4.38	132.0	1430	1.29	47.4	7.99	59.9	48.9	6.9	63	5.56
K284488		8.43	<0.005	125	0.66	4.74	260	1110	1.29	0.27	5.05	1.03	50.5	7.1	70	4.69
K284489		8.00	<0.005	158	0.41	5.48	262	940	1.62	0.19	5.12	<0.02	56.2	7.6	86	5.62
K284490		7.89	<0.005	43	0.26	5.09	69.2	1060	1.51	0.07	5.48	0.32	55.8	7.6	58	7.07
K284491		3.42	<0.005	38	0.26	5.09	69.8	1050	1.61	0.08	5.33	0.26	52.9	7.5	58	7.55
K284492		7.53	<0.005	51	0.31	4.79	102.5	1010	1.43	0.08	5.72	0.81	53.6	6.2	60	5.02
K284493		7.04	<0.005	92	0.20	4.93	75.7	1400	1.42	0.05	6.99	0.20	50.5	5.8	65	5.24
K284494		6.00	<0.005	127	0.22	4.20	52.9	1620	1.32	0.03	7.41	0.91	43.3	6.7	50	4.68
K284495		6.56	<0.005	91	0.22	4.48	108.0	1330	1.35	0.04	6.93	0.36	51.0	6.5	56	4.50
K284496		0.26	0.017	270	23.9	3.97	1135	270	1.05	84.5	8.09	292	42.8	12.9	50	4.45
K284497		4.55	<0.005	45	0.19	3.93	160.5	860	1.12	0.09	4.67	1.01	38.3	7.4	41	3.82
K284498		4.72	<0.005	28	0.20	3.22	223	690	0.84	0.06	5.55	1.79	35.2	8.2	41	4.70
K284499		5.76	<0.005	271	7.02	2.92	39	30	0.71	14.10	17.45	5.31	29.3	2.8	36	0.77
K284500		6.15	<0.005	187	1.00	2.96	86	560	0.84	1.57	15.95	3.67	33.0	3.8	38	3.33
K284501		7.05	<0.005	152	5.59	4.03	69	840	1.18	10.25	11.75	2.82	41.0	6.2	59	4.53
K284502		7.53	<0.005	92	4.02	3.92	80	1160	1.21	6.90	11.40	3.38	41.7	5.8	48	4.69
K284503		4.15	<0.005	<5	0.01	0.12	<5	20	0.06	0.09	20.5	0.07	1.51	0.6	3	0.32
K284504		7.52	<0.005	107	1.84	4.43	64	940	0.95	4.11	14.65	2.21	37.5	5.2	49	3.78
K284505		7.49	<0.005	29	1.17	3.38	34	990	0.87	2.15	15.40	1.82	37.8	3.9	37	5.45
K284506		3.23	<0.005	38	2.70	2.79	111	1130	0.64	5.62	15.40	3.13	30.2	3.0	29	2.72
K284507		3.60	<0.005	81	0.56	5.13	66.3	2010	1.38	0.46	7.56	3.43	50.4	5.0	52	5.25
K284508		4.55	<0.005	<5	0.02	0.07	<5	20	0.06	0.07	20.6	0.08	1.32	0.6	2	0.12
K284509		7.17	<0.005	45	2.43	3.48	23	1190	0.76	3.89	11.30	8.13	43.9	4.9	42	4.20
K284510		7.61	<0.005	49	5.55	5.04	25.1	1450	1.39	11.10	5.24	0.81	52.3	6.6	67	9.65
K284511		7.05	<0.005	43	5.52	4.11	83.3	1430	1.10	10.25	9.78	3.90	47.8	5.6	53	6.31
K284512		5.90	<0.005	28	1.93	2.37	5	820	0.53	3.61	15.85	2.79	24.5	1.7	21	2.81
K284513		<0.02	<0.005	32	2.29	2.47	<5	850	0.56	4.11	16.45	3.16	26.7	1.9	21	2.89
K284514		6.34	<0.005	69	3.44	4.29	86.0	1510	1.21	7.42	8.99	5.30	45.3	5.2	49	6.00
K284515		3.59	<0.005	58	2.80	3.28	46	1080	0.96	5.21	13.70	5.41	37.8	4.1	39	4.73
K284516		3.19	<0.005	62	29.2	3.39	13	940	0.93	65.2	14.65	25.6	34.7	3.9	37	7.01
K284517		6.27	<0.005	53	0.66	4.50	22.3	1520	1.16	1.00	8.26	2.12	46.1	5.4	53	6.69
K284518		5.95	<0.005	27	1.70	2.83	7	890	0.61	2.78	16.90	2.75	28.8	2.9	25	2.72

***** See Appendix Page for comments regarding this certificate *****

ALS Canada Ltd.
2103 Dollarton Hwy
North Vancouver BC V7H 0A7
Phone: 604 984 0221 Fax: 604 984 0218 www.alsglobal.com

To: **SILVER RANGE RESOURCES LTD.**
C/O ARCHER, CATHRO & ASSOCIATES (1981) LIMITED
1016-510 W HASTINGS ST
VANCOUVER BC V6B 1L8

Finalized Date: 25-JUL-2012
Account: RANSIL

Project: Keg-Main-Group 1

CERTIFICATE OF ANALYSIS WH12154941

Sample Description	Method	ME-MS61	ME-MS61	ME-MS61	ME-MS61	ME-MS61	ME-MS61	ME-MS61	ME-MS61	ME-MS61	ME-MS61	ME-MS61	ME-MS61	ME-MS61	ME-MS61	ME-MS61
	Analyte	Cu	Fe	Ga	Ge	Hf	In	K	La	Li	Mg	Mn	Mo	Na	Nb	Ni
	Units	ppm	%	ppm	ppm	ppm	ppm	%	ppm	ppm	%	ppm	ppm	%	ppm	ppm
	LOR	0.2	0.01	0.05	0.05	0.1	0.005	0.01	0.5	0.2	0.01	5	0.05	0.01	0.1	0.2
K284483		13.6	0.55	3.14	0.21	0.9	0.011	0.96	7.9	8.8	0.51	232	5.34	0.19	2.9	12.3
K284484		16.2	0.40	2.59	0.20	0.9	0.010	1.04	6.9	8.5	0.44	227	2.88	0.09	2.7	6.7
K284485		100.5	2.54	6.79	0.18	1.1	0.170	2.46	15.3	46.5	3.25	1170	1.61	0.06	5.3	30.2
K284486		90.3	1.98	11.80	0.26	2.3	0.053	4.76	27.7	16.0	2.81	455	2.73	0.34	10.5	48.9
K284487		763	3.37	11.70	0.28	1.6	2.27	1.84	25.4	40.0	2.17	1660	14.45	0.21	8.8	49.4
K284488		79.8	1.84	11.25	0.24	1.9	0.046	4.64	25.3	22.3	2.67	545	1.85	0.28	8.8	49.7
K284489		67.4	1.95	12.90	0.27	2.2	0.033	4.51	28.7	26.4	2.69	506	2.92	0.44	10.1	59.2
K284490		41.9	1.82	12.05	0.25	2.1	0.033	4.20	27.1	34.8	2.54	486	1.57	0.37	10.1	53.2
K284491		43.2	1.79	11.95	0.25	2.1	0.036	4.17	26.1	34.9	2.52	484	1.45	0.38	10.0	51.2
K284492		70.7	1.88	11.25	0.26	2.0	0.062	3.93	26.0	32.8	2.46	545	1.91	0.26	9.4	44.1
K284493		47.2	2.06	11.75	0.23	2.1	0.046	4.24	25.2	35.9	3.24	857	1.21	0.34	9.7	49.3
K284494		70.9	2.46	11.40	0.20	1.8	0.032	3.92	22.7	32.2	2.70	928	1.72	0.16	8.3	57.2
K284495		47.7	2.13	11.40	0.22	1.9	0.045	3.71	26.0	45.1	2.78	872	1.49	0.16	8.8	55.6
K284496		1840	5.78	11.15	0.36	1.2	22.8	1.37	22.9	29.9	2.04	2560	15.65	0.14	8.1	47.5
K284497		55.1	1.58	8.96	0.20	1.5	0.032	3.29	18.1	28.5	2.06	380	1.39	0.22	7.1	43.7
K284498		53.8	1.49	8.73	0.18	1.2	0.026	2.38	17.2	36.7	1.97	394	1.37	0.09	5.7	45.0
K284499		24.7	1.98	8.33	0.15	1.4	0.133	0.07	16.7	40.3	2.57	913	1.40	<0.01	5.5	22.8
K284500		57.8	1.60	7.56	0.16	1.4	0.037	0.86	19.3	23.6	1.74	732	1.03	0.02	5.5	24.9
K284501		53.3	1.97	10.50	0.20	1.7	0.082	1.50	23.6	30.8	2.33	742	2.28	0.12	7.4	43.4
K284502		87.1	1.74	9.49	0.19	1.6	0.105	1.93	24.3	61.7	1.97	732	2.29	0.12	7.2	41.1
K284503		4.6	0.41	0.31	0.05	<0.1	0.006	0.05	0.7	1.7	12.75	179	0.17	0.01	0.2	2.6
K284504		47.9	1.89	10.70	0.16	1.8	0.030	2.01	20.9	30.0	1.86	651	1.57	0.12	6.5	39.6
K284505		77.4	1.38	7.21	0.15	1.2	0.034	2.04	21.0	37.5	1.84	502	1.59	0.40	5.3	28.1
K284506		94.2	1.15	6.07	0.13	1.0	0.063	1.71	18.0	47.7	1.81	671	1.40	0.24	4.3	21.0
K284507		135.0	1.84	12.35	0.18	2.0	0.045	2.85	23.9	76.8	3.21	1100	3.47	0.25	8.9	48.4
K284508		2.3	0.42	0.21	0.11	<0.1	0.009	0.03	0.6	1.4	12.80	181	0.11	0.01	0.2	1.8
K284509		130.5	1.89	7.79	0.21	1.3	0.139	1.95	24.2	46.6	2.67	795	3.13	0.22	5.8	32.2
K284510		100.5	1.82	12.40	0.23	2.2	0.024	3.05	24.3	35.2	2.30	508	4.88	0.32	8.7	53.8
K284511		117.0	1.84	9.68	0.18	1.5	0.064	2.48	24.7	26.9	2.26	585	3.26	0.26	6.4	38.8
K284512		22.3	0.87	4.41	0.09	0.8	0.034	1.31	15.1	16.7	1.64	485	1.48	0.43	3.3	11.6
K284513		23.2	0.91	4.82	0.15	0.8	0.032	1.37	16.4	18.5	1.70	506	1.55	0.44	3.5	12.8
K284514		89.8	1.88	10.45	0.18	1.7	0.109	2.22	23.1	57.0	2.57	938	2.83	0.24	7.1	38.3
K284515		125.5	1.56	7.98	0.15	1.2	0.077	1.40	20.8	46.9	2.28	896	2.58	0.14	5.5	23.3
K284516		41.5	1.62	9.48	0.25	1.2	0.381	1.25	19.0	36.9	1.91	1100	3.00	0.09	5.7	25.1
K284517		90.2	1.86	10.15	0.16	1.7	0.028	2.63	22.4	55.8	2.73	813	2.68	0.29	7.2	41.0
K284518		45.1	1.11	5.42	0.13	1.0	0.023	1.55	17.0	23.9	1.74	543	1.80	0.51	4.1	16.5

***** See Appendix Page for comments regarding this certificate *****

ALS Canada Ltd.
2103 Dollarton Hwy
North Vancouver BC V7H 0A7
Phone: 604 984 0221 Fax: 604 984 0218 www.alsglobal.com

To: **SILVER RANGE RESOURCES LTD.**
C/O ARCHER, CATHRO & ASSOCIATES (1981) LIMITED
1016-510 W HASTINGS ST
VANCOUVER BC V6B 1L8

Finalized Date: 25-JUL-2012
Account: RANSIL

Project: Keg-Main-Group 1

CERTIFICATE OF ANALYSIS WH12154941

Sample Description	Method	ME-MS61	ME-MS61	ME-MS61	ME-MS61	ME-MS61	ME-MS61	ME-MS61	ME-MS61	ME-MS61	ME-MS61	ME-MS61	ME-MS61	ME-MS61	ME-MS61	ME-MS61
	Analyte	P	Pb	Rb	Re	S	Sb	Sc	Se	Sn	Sr	Ta	Te	Th	Ti	Tl
	Units	ppm	ppm	ppm	ppm	%	ppm	ppm	ppm	ppm	ppm	ppm	ppm	ppm	%	ppm
	LOR	10	0.5	0.1	0.002	0.01	0.05	0.1	1	0.2	0.2	0.05	0.05	0.2	0.005	0.02
K284483		470	60.1	38.9	0.003	0.25	2.69	1.9	3	6.5	368	0.21	<0.05	1.8	0.095	0.52
K284484		350	111.5	41.0	0.002	0.12	2.16	1.6	6	17.1	294	0.21	<0.05	1.7	0.093	0.51
K284485		820	405	135.5	0.008	0.56	6.32	4.0	9	105.0	98.4	0.37	<0.05	3.7	0.174	1.39
K284486		840	22.0	188.5	0.019	0.61	2.83	10.6	6	87.6	233	0.73	<0.05	8.1	0.329	1.94
K284487		1110	1010	99.2	0.016	1.04	8.37	8.3	26	138.0	212	0.62	0.25	6.4	0.275	0.88
K284488		930	128.0	190.0	0.015	0.45	2.85	9.4	6	131.0	219	0.62	0.06	7.1	0.282	2.09
K284489		1210	27.9	206	0.022	0.47	2.33	11.7	7	124.0	266	0.72	0.05	8.3	0.323	2.14
K284490		680	8.8	228	0.010	0.27	2.68	10.5	5	40.9	243	0.71	<0.05	7.8	0.314	2.17
K284491		680	8.7	225	0.009	0.30	2.37	10.6	5	40.1	228	0.72	<0.05	8.1	0.315	2.23
K284492		820	37.1	210	0.012	0.47	3.30	9.9	7	51.5	281	0.66	<0.05	7.6	0.293	1.98
K284493		870	6.0	219	0.010	0.27	3.64	10.1	4	88.2	220	0.66	<0.05	7.7	0.301	2.19
K284494		850	7.0	208	0.017	0.35	4.08	7.7	5	122.0	163.0	0.58	<0.05	6.2	0.257	2.05
K284495		950	5.9	196.0	0.016	0.17	7.45	8.4	4	89.1	179.0	0.61	<0.05	6.7	0.272	1.88
K284496		820	1415	72.0	0.019	2.84	8.86	6.7	53	231	160.0	0.52	0.50	5.5	0.247	0.60
K284497		610	10.2	169.0	0.009	0.27	3.91	6.7	5	39.2	164.5	0.51	<0.05	5.8	0.228	1.66
K284498		750	6.7	130.5	0.014	0.22	4.75	4.9	6	25.3	128.5	0.40	0.09	4.1	0.187	1.28
K284499		570	478	3.8	0.004	0.05	4.77	5.0	6	242	160.5	0.39	0.08	4.1	0.181	0.12
K284500		840	66.3	51.9	0.005	0.06	3.33	5.1	3	190.0	199.5	0.40	<0.05	4.1	0.178	0.46
K284501		940	365	88.8	0.008	0.14	5.59	8.3	7	138.5	190.5	0.50	0.07	5.6	0.230	0.79
K284502		890	240	108.5	0.008	0.14	6.33	7.3	7	92.5	222	0.49	0.05	5.6	0.220	1.02
K284503		200	3.4	2.7	<0.002	<0.01	0.07	0.3	1	0.5	45.6	<0.05	<0.05	<0.2	<0.005	0.02
K284504		830	145.5	113.5	0.005	0.12	4.31	7.0	7	100.5	246	0.48	<0.05	6.1	0.224	1.00
K284505		700	81.6	106.0	0.005	0.22	2.86	5.2	6	28.2	361	0.40	0.05	5.3	0.191	0.99
K284506		710	177.0	90.7	0.006	0.03	5.53	4.2	4	33.1	271	0.32	0.07	4.3	0.157	0.81
K284507		730	21.0	167.5	0.011	0.27	6.42	10.0	6	73.7	316	0.65	<0.05	8.6	0.316	1.46
K284508		200	1.8	1.3	<0.002	<0.01	0.09	0.2	<1	0.5	45.3	<0.05	<0.05	<0.2	<0.005	<0.02
K284509		950	304	100.5	0.010	0.50	4.66	5.4	13	43.3	265	0.45	0.11	5.5	0.207	0.90
K284510		750	839	164.0	0.015	0.66	4.29	9.8	23	43.3	308	0.62	0.15	8.4	0.303	1.51
K284511		1000	791	126.0	0.011	0.68	3.56	6.7	22	41.1	318	0.48	0.15	6.1	0.234	1.16
K284512		470	216	63.4	0.005	0.13	2.33	2.9	6	22.2	337	0.24	0.09	3.0	0.123	0.59
K284513		480	244	69.8	0.004	0.14	2.63	3.2	7	25.5	349	0.25	0.07	3.2	0.128	0.55
K284514		820	351	119.5	0.010	0.40	6.60	7.3	10	69.1	293	0.52	0.10	6.7	0.253	1.19
K284515		730	339	78.4	0.005	0.25	7.07	5.2	12	56.6	341	0.39	0.07	4.9	0.188	0.68
K284516		700	3840	67.3	0.004	0.37	8.72	5.5	67	58.4	327	0.41	0.48	5.3	0.202	0.82
K284517		760	61.8	137.0	0.010	0.45	4.86	7.3	8	53.5	274	0.57	0.07	6.7	0.268	1.22
K284518		530	192.5	77.9	0.004	0.28	2.42	3.8	8	25.6	385	0.28	0.05	3.8	0.146	0.70

***** See Appendix Page for comments regarding this certificate *****

ALS Canada Ltd.
2103 Dollarton Hwy
North Vancouver BC V7H 0A7
Phone: 604 984 0221 Fax: 604 984 0218 www.alsglobal.com

To: **SILVER RANGE RESOURCES LTD.**
C/O ARCHER, CATHRO & ASSOCIATES (1981) LIMITED
1016-510 W HASTINGS ST
VANCOUVER BC V6B 1L8

Finalized Date: 25-JUL-2012
Account: RANSIL

Project: Keg-Main-Group 1

CERTIFICATE OF ANALYSIS WH12154941

Sample Description	Method	ME-MS61	ME-MS61	ME-MS61	ME-MS61	ME-MS61	ME-MS61	Zn-OG62
	Analyte	U	V	W	Y	Zn	Zr	Zn
	Units	ppm	ppm	ppm	ppm	ppm	ppm	%
	LOR	0.1	1	0.1	0.1	2	0.5	0.001
K284483		1.5	35	0.3	8.4	48	30.9	
K284484		1.4	19	0.3	6.8	48	31.0	
K284485		1.9	37	0.6	16.4	682	41.7	
K284486		2.7	88	1.4	27.1	44	83.5	
K284487		3.1	134	2.8	24.6	3060	52.5	
K284488		2.6	83	1.3	24.3	115	70.9	
K284489		3.2	112	1.3	28.9	50	80.2	
K284490		2.3	82	1.2	27.3	81	78.1	
K284491		2.4	82	1.1	26.8	75	75.7	
K284492		2.5	81	1.1	25.9	98	75.1	
K284493		2.7	81	1.0	25.4	74	79.4	
K284494		2.4	63	0.9	23.2	147	65.5	
K284495		2.3	73	1.2	24.7	110	71.5	
K284496		2.7	105	4.9	20.6	>10000	39.8	1.410
K284497		1.6	51	1.1	18.1	126	51.6	
K284498		1.7	45	1.2	16.2	174	42.5	
K284499		1.9	46	1.6	15.3	479	41.5	
K284500		2.0	52	1.6	17.5	283	46.2	
K284501		3.0	84	1.7	22.2	324	60.8	
K284502		3.0	81	9.0	21.4	229	56.0	
K284503		0.6	3	0.1	0.9	17	0.5	
K284504		3.2	74	2.0	20.1	200	56.1	
K284505		2.6	59	1.0	18.5	139	50.6	
K284506		2.5	47	0.8	17.2	252	37.9	
K284507		3.6	108	1.2	25.9	263	71.7	
K284508		0.5	2	0.1	0.9	17	<0.5	
K284509		3.8	72	0.9	23.1	564	40.4	
K284510		4.3	107	1.1	24.6	89	67.6	
K284511		3.7	83	0.9	24.4	260	48.7	
K284512		1.5	30	0.4	13.1	193	23.8	
K284513		1.7	31	0.4	14.0	216	27.3	
K284514		3.4	85	1.2	22.2	377	51.2	
K284515		2.7	67	0.7	18.7	449	40.8	
K284516		2.8	73	1.0	18.5	1550	39.6	
K284517		3.6	86	1.0	21.9	173	50.7	
K284518		2.0	39	0.5	14.9	186	31.1	

***** See Appendix Page for comments regarding this certificate *****

ALS Canada Ltd.
2103 Dollarton Hwy
North Vancouver BC V7H 0A7
Phone: 604 984 0221 Fax: 604 984 0218 www.alsglobal.com

To: **SILVER RANGE RESOURCES LTD.**
C/O ARCHER, CATHRO & ASSOCIATES (1981) LIMITED
1016-510 W HASTINGS ST
VANCOUVER BC V6B 1L8

Finalized Date: 25-JUL-2012
Account: RANSIL

Project: Keg-Main-Group 1

CERTIFICATE OF ANALYSIS WH12154941

Method	CERTIFICATE COMMENTS
ME-MS61	Interference: Ca>10% on ICP-MS As, ICP-AES results shown.
ME-MS61	REE's may not be totally soluble in this method.

ALS Canada Ltd.

2103 Dollarton Hwy
North Vancouver BC V7H 0A7
Phone: 604 984 0221 Fax: 604 984 0218 www.alsglobal.com

To: **SILVER RANGE RESOURCES LTD.**
C/O ARCHER, CATHRO & ASSOCIATES (1981) LIMITED
1016-510 W HASTINGS ST
VANCOUVER BC V6B 1L8

Finalized Date: 26-JUL-2012
Account: RANSIL

CERTIFICATE WH12154942

Project: Keg-Main-Group 1

P.O. No.: Batch 28

This report is for 36 Drill Core samples submitted to our lab in Whitehorse, YT, Canada on 5-JUL-2012.

The following have access to data associated with this certificate:

MATT DUMALA	JOAN MARIACHER	

SAMPLE PREPARATION

ALS CODE	DESCRIPTION
WEI-21	Received Sample Weight
LOG-22	Sample login - Rcd w/o BarCode
CRU-31	Fine crushing - 70%<2mm
CRU-QC	Crushing QC Test
SPL-21	Split sample - riffle splitter
PUL-QC	Pulverizing QC Test
PUL-31	Pulverize split to 85%<75 um
LOG-22d	Sample login - Rcd w/o BarCode dup
SPL-21d	Split sample - duplicate
PUL-31d	Pulverize Split - duplicate
LOG-23	Pulp Login - Rcvd with Barcode

ANALYTICAL PROCEDURES

ALS CODE	DESCRIPTION	INSTRUMENT
Au-AA24	Au 50g FA AA finish	AAS
ME-OG62	Ore Grade Elements - Four Acid	ICP-AES
Sn-XRF05	Sn-Trace Level XRF Analysis	XRF
ME-MS61	48 element four acid ICP-MS	
Zn-OG62	Ore Grade Zn - Four Acid	VARIABLE

To: **SILVER RANGE RESOURCES LTD.**
ATTN: JOAN MARIACHER
C/O ARCHER, CATHRO & ASSOCIATES (1981) LIMITED
1016-510 W HASTINGS ST
VANCOUVER BC V6B 1L8

This is the Final Report and supersedes any preliminary report with this certificate number. Results apply to samples as submitted. All pages of this report have been checked and approved for release.

***** See Appendix Page for comments regarding this certificate *****

Signature: 

Colin Ramshaw, Vancouver Laboratory Manager

ALS Canada Ltd.
2103 Dollarton Hwy
North Vancouver BC V7H 0A7
Phone: 604 984 0221 Fax: 604 984 0218 www.alsglobal.com

To: **SILVER RANGE RESOURCES LTD.**
C/O ARCHER, CATHRO & ASSOCIATES (1981) LIMITED
1016-510 W HASTINGS ST
VANCOUVER BC V6B 1L8

Finalized Date: 26-JUL-2012
Account: RANSIL

Project: Keg-Main-Group 1

CERTIFICATE OF ANALYSIS WH12154942

Sample Description	Method	WEI-21	Au-AA24	Sn-XRF05	ME-MS61	ME-MS61	ME-MS61	ME-MS61	ME-MS61	ME-MS61	ME-MS61	ME-MS61	ME-MS61	ME-MS61	ME-MS61	ME-MS61
	Analyte	Recvd Wt.	Au	Sn	Ag	Al	As	Ba	Be	Bi	Ca	Cd	Ce	Co	Cr	Cs
	Units	kg	ppm	ppm	ppm	%	ppm	ppm	ppm	ppm	%	ppm	ppm	ppm	ppm	ppm
	LOR	0.02	0.005	5	0.01	0.01	0.2	10	0.05	0.01	0.01	0.02	0.01	0.1	1	0.05
K286405		7.91	<0.005	21	0.42	5.70	15.5	1210	1.55	3.31	4.99	22.8	56.5	8.8	98	4.73
K286406		7.91	<0.005	24	0.62	5.62	12.1	1330	1.52	7.30	5.40	33.4	52.4	8.3	85	5.41
K286407		7.02	0.025	29	0.50	5.56	16.9	1420	1.89	33.9	5.58	32.5	66.9	7.6	82	4.32
K286408		0.20	<0.005	169	14.10	4.35	115.5	1440	1.15	45.7	8.01	63.5	44.6	6.1	64	5.53
K286409		7.61	<0.005	23	0.38	5.40	13.4	1350	1.40	2.69	5.88	7.99	58.5	7.2	60	8.38
K286410		7.56	0.044	89	0.78	4.78	7.1	1500	1.24	37.0	7.91	60.2	54.3	6.4	67	9.05
K286411		7.23	<0.005	140	3.72	4.44	42	1890	1.36	10.50	10.90	10.20	52.9	5.3	50	6.09
K286412		7.13	<0.005	102	2.02	4.35	38	1900	0.99	6.01	10.70	15.65	48.4	4.5	45	5.36
K286413		6.80	<0.005	63	3.88	6.17	61.7	1640	1.43	11.80	9.88	13.60	63.8	7.6	76	7.56
K286414		7.67	0.011	90	0.65	5.12	22.4	2040	1.30	14.85	8.60	52.9	53.0	6.8	72	7.11
K286415		8.10	0.125	54	0.68	4.80	12.4	550	1.28	84.9	6.79	94.4	48.2	6.8	77	6.00
K286416		3.26	<0.005	<5	0.03	0.10	<5	20	0.05	0.35	21.8	0.49	1.40	1.5	1	0.24
K286417		8.14	0.102	68	1.66	4.33	11.3	1090	1.33	60.7	8.40	97.2	46.5	7.0	67	4.89
K286418		7.17	<0.005	37	0.77	4.86	14.9	780	1.46	9.61	6.96	31.6	50.7	7.7	108	6.47
K286419		7.40	0.005	12	0.33	5.13	9.9	770	1.58	1.66	5.89	2.45	55.9	8.4	84	5.07
K286420		3.47	<0.005	13	0.33	5.07	13.2	760	1.50	1.60	5.95	2.64	51.8	8.5	85	4.23
K286421		8.22	0.008	13	0.28	5.26	6.9	1850	1.42	17.40	5.66	4.92	58.2	7.5	81	4.28
K286422		7.82	0.036	31	0.93	4.60	13.1	480	1.35	45.1	6.41	98.3	48.4	5.5	66	4.73
K286423		8.15	0.043	32	0.92	4.39	5.8	410	1.31	46.9	5.43	102.5	43.5	6.0	58	3.38
K286424		8.56	0.031	34	0.54	4.80	4.1	400	1.51	49.8	8.26	82.7	48.7	5.7	74	2.85
K286425		7.97	0.020	25	0.57	5.01	7.3	600	1.49	36.5	6.73	43.7	48.4	4.9	81	4.42
K286426		9.10	0.139	40	1.32	4.25	5.9	270	1.42	143.5	6.25	105.0	41.8	6.2	76	2.96
K286427		<0.02	0.145	38	1.18	4.10	5.4	270	1.49	134.0	5.97	73.6	38.8	5.7	73	2.84
K286428		8.64	0.093	73	1.59	4.01	5.3	280	1.40	101.5	6.27	359	38.2	6.1	71	3.38
K286429		8.68	0.086	32	1.01	3.82	3.5	200	1.36	98.2	6.15	28.7	38.8	4.4	60	3.19
K286430		6.83	0.163	33	0.98	4.58	13.4	330	1.40	139.0	5.88	111.5	46.9	6.5	65	5.50
K286431		4.27	0.164	114	2.86	2.86	1.9	150	1.31	222	6.24	459	39.2	7.2	25	5.47
K286432		0.21	0.005	168	14.05	4.25	111.0	1430	1.20	47.3	7.85	62.2	43.9	6.0	64	5.37
K286433		6.50	0.017	25	0.53	4.87	9.8	620	1.44	25.9	5.71	14.55	45.0	4.9	81	6.09
K286434		8.92	0.077	25	0.88	4.50	2.2	280	1.42	87.8	6.32	3.13	46.5	7.4	69	1.79
K286435		4.26	0.040	22	0.64	4.92	1.1	350	1.58	51.3	7.60	2.60	51.5	5.0	69	2.16
K286436		9.00	0.177	26	1.56	3.44	11.3	180	1.32	192.0	6.33	3.07	30.8	10.2	54	1.54
K286437		7.69	0.073	36	1.74	3.52	1.8	350	0.85	103.5	4.32	1.02	16.25	11.5	54	5.63
K286438		3.55	<0.005	<5	0.01	0.07	7	20	0.05	0.28	22.0	0.10	1.22	1.2	<1	0.14
K286439		4.47	0.046	29	0.65	5.06	3.1	340	1.71	58.4	5.41	1.07	68.5	6.6	84	2.18
K286440		7.64	0.072	27	0.92	4.01	3.6	220	1.38	72.2	5.26	5.53	41.3	9.8	61	2.44

***** See Appendix Page for comments regarding this certificate *****

ALS Canada Ltd.
2103 Dollarton Hwy
North Vancouver BC V7H 0A7
Phone: 604 984 0221 Fax: 604 984 0218 www.alsglobal.com

To: **SILVER RANGE RESOURCES LTD.**
C/O ARCHER, CATHRO & ASSOCIATES (1981) LIMITED
1016-510 W HASTINGS ST
VANCOUVER BC V6B 1L8

Finalized Date: 26-JUL-2012
Account: RANSIL

Project: Keg-Main-Group 1

CERTIFICATE OF ANALYSIS WH12154942

Sample Description	Method	ME-MS61	ME-MS61	ME-MS61	ME-MS61	ME-MS61	ME-MS61	ME-MS61	ME-MS61	ME-MS61	ME-MS61	ME-MS61	ME-MS61	ME-MS61	ME-MS61	ME-MS61
	Analyte	Cu	Fe	Ga	Ge	Hf	In	K	La	Li	Mg	Mn	Mo	Na	Nb	Ni
	Units	ppm	%	ppm	ppm	ppm	ppm	%	ppm	ppm	%	ppm	ppm	%	ppm	ppm
	LOR	0.2	0.01	0.05	0.05	0.1	0.005	0.01	0.5	0.2	0.01	5	0.05	0.01	0.1	0.2
K286405		183.0	2.88	15.15	0.25	2.5	0.324	2.72	29.4	15.9	1.70	419	83.6	0.58	12.3	78.5
K286406		243	3.00	15.35	0.24	2.3	0.618	2.67	27.7	23.7	1.84	480	108.5	0.51	12.2	88.7
K286407		227	2.77	14.95	0.25	2.1	0.752	2.72	35.2	33.5	1.75	479	43.3	0.41	11.3	64.4
K286408		771	3.45	12.00	0.24	1.5	2.41	1.91	22.9	39.5	2.19	1680	14.10	0.24	8.8	44.9
K286409		124.5	2.37	13.90	0.23	2.0	0.202	2.95	28.8	18.8	2.13	578	8.09	0.42	11.6	44.1
K286410		190.0	2.94	13.00	0.22	1.9	1.170	2.02	29.0	24.1	2.06	1260	31.9	0.20	10.4	47.7
K286411		37.0	2.17	11.60	0.18	1.8	0.247	1.89	28.4	37.6	2.05	1600	12.10	0.11	10.7	39.2
K286412		36.0	1.86	11.15	0.18	1.8	0.323	2.15	25.5	22.7	2.02	1200	9.09	0.14	9.6	29.7
K286413		58.9	2.57	15.30	0.22	2.4	0.269	2.66	33.4	27.8	2.53	1070	12.65	0.41	12.5	55.0
K286414		169.5	2.86	13.30	0.21	2.1	1.705	2.86	29.3	18.3	2.07	1020	71.2	0.22	10.2	64.0
K286415		365	3.81	13.40	0.26	1.9	3.19	2.81	26.0	18.7	2.31	701	14.05	0.29	9.6	51.1
K286416		3.1	0.46	0.43	0.35	<0.1	0.018	0.04	0.6	1.4	12.95	197	0.23	0.01	0.5	2.6
K286417		294	3.51	13.20	0.24	1.8	2.80	2.09	25.3	22.8	2.68	1160	8.82	0.25	8.7	49.4
K286418		175.0	2.79	13.45	0.23	2.1	0.844	2.00	28.7	15.1	1.92	674	80.1	0.53	9.7	88.4
K286419		103.0	2.33	14.30	0.24	2.2	0.080	2.31	30.3	13.0	2.30	368	11.65	0.74	9.9	67.2
K286420		109.0	2.32	14.10	0.27	2.1	0.089	2.28	27.9	11.7	2.36	384	10.55	0.74	9.8	63.5
K286421		140.0	2.28	14.90	0.27	2.1	0.213	3.16	31.4	15.2	2.61	367	6.27	0.42	10.0	64.5
K286422		492	3.95	13.65	0.26	1.8	5.81	2.62	24.0	18.5	2.46	534	9.21	0.19	9.2	42.4
K286423		586	4.39	13.10	0.28	1.6	6.47	2.07	20.8	21.6	1.92	419	6.21	0.21	9.1	30.6
K286424		497	4.21	14.45	0.24	1.7	4.38	1.99	26.6	16.3	3.19	718	4.36	0.23	9.3	35.4
K286425		514	3.60	14.75	0.24	1.9	2.67	2.32	25.8	17.9	2.29	495	5.49	0.24	9.4	38.7
K286426		1400	8.29	13.05	0.30	1.6	6.84	1.54	22.8	17.3	2.15	655	62.4	0.18	7.4	52.9
K286427		1305	7.87	12.80	0.30	1.6	4.88	1.57	21.1	17.0	2.14	552	42.3	0.17	7.3	47.8
K286428		1435	8.58	12.90	0.33	1.5	23.6	1.70	20.3	18.0	2.15	948	10.90	0.18	6.7	43.1
K286429		1095	6.58	12.20	0.25	1.3	1.585	1.12	19.9	17.4	2.36	543	5.90	0.15	7.4	23.2
K286430		1015	5.68	14.20	0.28	1.7	6.21	2.26	23.7	16.8	2.42	482	5.48	0.23	8.9	35.0
K286431		2760	14.55	12.85	0.44	0.6	22.1	0.52	20.7	26.5	2.11	1320	4.03	0.08	4.8	27.0
K286432		758	3.41	12.05	0.24	1.5	2.37	1.85	22.5	40.1	2.16	1660	13.90	0.24	8.7	44.2
K286433		566	4.01	15.75	0.25	1.8	0.848	1.90	24.1	23.1	2.05	429	8.26	0.24	9.6	38.3
K286434		1250	7.40	13.55	0.29	1.8	0.166	0.94	24.6	16.5	2.79	401	3.56	0.19	8.9	38.0
K286435		924	5.50	14.85	0.24	1.9	0.152	0.96	28.5	10.2	3.50	489	3.46	0.21	9.6	27.4
K286436		2280	12.55	12.00	0.38	1.1	0.186	0.18	15.8	9.9	3.10	416	10.10	0.13	6.3	40.4
K286437		2330	14.50	12.35	0.44	1.3	0.076	1.44	6.3	122.5	4.99	533	2.33	0.10	6.8	46.2
K286438		9.4	0.47	0.32	0.20	<0.1	0.005	0.03	0.6	1.1	13.10	193	0.17	0.01	0.3	2.0
K286439		828	5.59	14.60	0.20	2.1	0.085	1.30	40.3	13.2	2.41	292	2.75	0.20	9.8	33.6
K286440		1180	7.13	11.60	0.21	1.7	0.351	2.11	22.1	9.5	2.81	375	5.69	0.16	8.2	36.0

***** See Appendix Page for comments regarding this certificate *****

ALS Canada Ltd.
2103 Dollarton Hwy
North Vancouver BC V7H 0A7
Phone: 604 984 0221 Fax: 604 984 0218 www.alsglobal.com

To: **SILVER RANGE RESOURCES LTD.**
C/O ARCHER, CATHRO & ASSOCIATES (1981) LIMITED
1016-510 W HASTINGS ST
VANCOUVER BC V6B 1L8

Finalized Date: 26-JUL-2012
Account: RANSIL

Project: Keg-Main-Group 1

CERTIFICATE OF ANALYSIS WH12154942

Sample Description	Method	ME-MS61	ME-MS61	ME-MS61	ME-MS61	ME-MS61	ME-MS61	ME-MS61	ME-MS61	ME-MS61	ME-MS61	ME-MS61	ME-MS61	ME-MS61	ME-MS61	ME-MS61
	Analyte	P	Pb	Rb	Re	S	Sb	Sc	Se	Sn	Sr	Ta	Te	Th	Ti	Tl
	Units	ppm	ppm	ppm	ppm	%	ppm	ppm	ppm	ppm	ppm	ppm	ppm	ppm	%	ppm
	LOR	10	0.5	0.1	0.002	0.01	0.05	0.1	1	0.2	0.2	0.05	0.05	0.2	0.005	0.02
K286405		1540	13.3	117.0	0.034	1.37	2.76	10.0	16	16.4	281	0.85	0.06	8.2	0.381	1.03
K286406		1460	16.5	116.0	0.059	1.42	3.74	10.0	17	23.5	266	0.83	0.09	7.7	0.378	0.97
K286407		2500	12.0	119.5	0.030	1.28	3.21	10.1	14	24.3	285	0.81	0.29	7.3	0.348	1.01
K286408		1120	999	94.2	0.016	0.96	8.43	7.6	28	152.5	210	0.60	0.24	5.7	0.285	0.81
K286409		1360	15.3	128.5	0.007	0.97	2.44	9.8	9	21.7	308	0.78	0.05	7.5	0.357	1.08
K286410		2040	33.6	88.4	0.025	1.10	4.57	7.9	11	89.9	240	0.76	0.07	7.0	0.342	0.76
K286411		1940	240	91.2	0.007	0.11	7.12	7.7	6	150.0	202	0.72	<0.05	6.6	0.339	0.73
K286412		1630	172.0	98.9	0.007	0.20	9.66	6.4	6	113.5	192.5	0.69	<0.05	6.0	0.314	0.82
K286413		2790	275	124.0	0.012	0.53	7.59	9.8	12	87.1	261	0.87	0.06	8.2	0.404	1.04
K286414		3770	14.5	128.5	0.039	0.96	3.63	8.0	12	93.0	272	0.72	0.06	6.6	0.329	1.03
K286415		2900	8.3	128.0	0.016	1.92	3.48	8.2	20	49.0	260	0.67	0.14	6.2	0.320	1.06
K286416		230	1.4	1.8	<0.002	0.02	<0.05	0.3	1	0.3	47.3	<0.05	<0.05	<0.2	<0.005	<0.02
K286417		3110	47.9	88.5	0.013	1.62	4.03	8.2	19	60.1	246	0.65	0.14	6.3	0.299	0.77
K286418		2610	24.7	85.7	0.039	1.24	4.13	8.8	20	39.3	248	0.69	0.08	6.7	0.312	0.66
K286419		2210	9.0	101.0	0.015	1.01	2.76	10.9	15	8.2	251	0.69	0.06	7.3	0.323	0.75
K286420		2100	8.8	97.6	0.014	1.03	2.63	10.6	14	8.5	248	0.65	0.06	7.0	0.318	0.70
K286421		1630	7.6	133.5	0.012	0.97	2.56	11.2	16	8.5	272	0.67	0.10	7.0	0.321	0.99
K286422		1720	19.7	113.0	0.011	1.95	3.18	8.3	18	25.4	244	0.65	0.14	5.9	0.304	0.89
K286423		1550	18.1	91.4	0.007	2.23	2.62	7.4	21	18.0	209	0.64	0.16	5.6	0.299	0.74
K286424		2110	6.1	81.0	0.008	1.99	1.81	9.1	18	25.4	230	0.66	0.17	6.2	0.313	0.66
K286425		2320	7.0	95.4	0.011	1.80	2.10	9.6	16	21.3	259	0.67	0.17	6.4	0.322	0.77
K286426		2140	6.1	59.9	0.101	4.30	1.96	7.6	35	30.5	208	0.53	0.92	5.0	0.264	0.52
K286427		2120	5.4	63.3	0.071	3.89	1.68	7.7	34	25.9	193.5	0.52	0.90	5.0	0.249	0.55
K286428		2250	6.2	70.8	0.018	5.02	2.37	7.5	43	44.7	178.0	0.50	0.31	5.1	0.228	0.59
K286429		1890	3.6	45.7	0.010	2.98	1.40	7.2	25	28.3	202	0.51	0.62	4.6	0.255	0.38
K286430		1540	4.9	92.7	0.011	2.87	2.34	9.1	27	18.0	241	0.63	0.71	5.6	0.296	0.75
K286431		1120	4.9	20.7	0.005	8.40	2.52	2.8	61	70.5	98.6	0.36	0.99	3.1	0.178	0.23
K286432		1100	983	93.4	0.016	0.95	8.38	7.9	27	151.0	206	0.58	0.26	5.7	0.276	0.81
K286433		2250	5.6	90.0	0.011	1.87	1.82	9.3	17	18.3	274	0.65	0.24	6.2	0.318	0.74
K286434		2240	6.1	41.8	0.008	3.67	1.59	8.4	30	18.6	267	0.63	0.99	5.7	0.299	0.34
K286435		1690	4.6	40.3	0.006	2.53	1.42	9.4	20	18.8	267	0.66	0.52	6.2	0.318	0.34
K286436		3550	7.9	6.7	0.007	6.15	2.46	5.6	50	23.1	181.0	0.45	2.24	4.5	0.222	0.08
K286437		1710	14.5	102.0	0.005	6.81	3.53	6.4	58	24.1	122.0	0.48	1.34	4.0	0.238	0.87
K286438		220	2.5	1.3	<0.002	0.02	<0.05	0.2	1	<0.2	45.1	<0.05	<0.05	<0.2	<0.005	<0.02
K286439		2360	7.2	61.3	0.009	2.63	1.78	10.4	21	20.1	288	0.70	0.94	7.2	0.327	0.47
K286440		2650	7.6	90.8	0.009	3.48	4.93	8.0	26	17.3	181.5	0.56	1.37	5.7	0.266	0.74

***** See Appendix Page for comments regarding this certificate *****

ALS Canada Ltd.
2103 Dollarton Hwy
North Vancouver BC V7H 0A7
Phone: 604 984 0221 Fax: 604 984 0218 www.alsglobal.com

To: **SILVER RANGE RESOURCES LTD.**
C/O ARCHER, CATHRO & ASSOCIATES (1981) LIMITED
1016-510 W HASTINGS ST
VANCOUVER BC V6B 1L8

Finalized Date: 26-JUL-2012
Account: RANSIL

Project: Keg-Main-Group 1

CERTIFICATE OF ANALYSIS WH12154942

Sample Description	Method	ME-MS61	ME-MS61	ME-MS61	ME-MS61	ME-MS61	ME-MS61	Zn-OG62
	Analyte	U	V	W	Y	Zn	Zr	Zn
	Units	ppm	ppm	ppm	ppm	ppm	ppm	%
	LOR	0.1	1	0.1	0.1	2	0.5	0.001
K286405		7.8	659	2.0	37.3	1330	92.1	
K286406		7.6	785	3.4	34.4	1780	88.7	
K286407		6.4	378	3.9	42.8	1740	77.0	
K286408		3.2	136	2.5	25.9	3150	54.9	
K286409		3.1	103	2.3	33.4	441	71.7	
K286410		4.3	232	4.1	33.8	3620	63.6	
K286411		3.0	145	1.7	32.2	744	59.3	
K286412		2.6	122	1.8	28.7	1040	55.7	
K286413		4.1	192	1.8	38.7	941	83.5	
K286414		7.1	582	5.0	36.0	2960	72.2	
K286415		4.0	172	5.8	33.9	4980	65.6	
K286416		0.7	4	0.1	1.0	39	<0.5	
K286417		3.8	148	4.8	32.7	5140	59.6	
K286418		6.7	642	2.5	37.7	1880	75.5	
K286419		4.5	173	1.2	39.1	153	80.3	
K286420		4.2	167	1.5	38.8	165	80.2	
K286421		3.7	142	1.6	35.0	267	78.0	
K286422		3.5	142	6.9	30.9	4540	64.2	
K286423		2.8	98	13.0	29.4	4830	55.9	
K286424		3.3	119	12.9	32.5	4130	60.2	
K286425		3.7	131	9.4	31.5	2220	63.1	
K286426		7.7	384	86.0	29.1	5250	56.0	
K286427		6.8	350	89.4	28.5	3550	53.6	
K286428		4.5	156	24.4	27.7	>10000	47.1	1.945
K286429		3.1	112	50.0	25.6	1420	45.4	
K286430		3.3	123	17.7	29.9	5330	58.8	
K286431		1.9	61	106.0	23.5	>10000	13.0	2.63
K286432		3.2	133	2.7	25.4	3080	52.2	
K286433		3.4	136	15.8	30.1	734	64.9	
K286434		3.5	110	22.5	32.5	190	62.5	
K286435		2.9	114	38.0	30.7	162	65.5	
K286436		4.2	97	84.4	25.5	184	36.3	
K286437		2.8	100	59.2	22.7	112	45.4	
K286438		0.5	3	0.2	0.8	17	<0.5	
K286439		3.7	120	38.0	39.1	83	75.6	
K286440		3.8	110	16.3	28.9	303	62.3	

***** See Appendix Page for comments regarding this certificate *****

ALS Canada Ltd.
2103 Dollarton Hwy
North Vancouver BC V7H 0A7
Phone: 604 984 0221 Fax: 604 984 0218 www.alsglobal.com

To: **SILVER RANGE RESOURCES LTD.**
C/O ARCHER, CATHRO & ASSOCIATES (1981) LIMITED
1016-510 W HASTINGS ST
VANCOUVER BC V6B 1L8

Finalized Date: 26-JUL-2012
Account: RANSIL

Project: Keg-Main-Group 1

CERTIFICATE OF ANALYSIS WH12154942

Method	CERTIFICATE COMMENTS
ME-MS61	Interference: Ca>10% on ICP-MS As, ICP-AES results shown.
ME-MS61	REE's may not be totally soluble in this method.

ALS Canada Ltd.
2103 Dollarton Hwy
North Vancouver BC V7H 0A7
Phone: 604 984 0221 Fax: 604 984 0218 www.alsglobal.com

To: **SILVER RANGE RESOURCES LTD.**
C/O ARCHER, CATHRO & ASSOCIATES (1981) LIMITED
1016-510 W HASTINGS ST
VANCOUVER BC V6B 1L8

Finalized Date: 29-JUL-2012
Account: RANSIL

CERTIFICATE WH12155782

Project: Keg-Main-Group 1

P.O. No.: Batch 31

This report is for 36 Drill Core samples submitted to our lab in Whitehorse, YT, Canada on 8-JUL-2012.

The following have access to data associated with this certificate:

MATT DUMALA	JOAN MARIACHER	

SAMPLE PREPARATION

ALS CODE	DESCRIPTION
WEI-21	Received Sample Weight
LOG-22	Sample login - Rcd w/o BarCode
CRU-31	Fine crushing - 70%<2mm
CRU-QC	Crushing QC Test
SPL-21	Split sample - riffle splitter
PUL-QC	Pulverizing QC Test
PUL-31	Pulverize split to 85%<75 um
LOG-22d	Sample login - Rcd w/o BarCode dup
SPL-21d	Split sample - duplicate
PUL-31d	Pulverize Split - duplicate
LOG-23	Pulp Login - Rcvd with Barcode

ANALYTICAL PROCEDURES

ALS CODE	DESCRIPTION	INSTRUMENT
Au-AA24	Au 50g FA AA finish	AAS
Sn-XRF05	Sn-Trace Level XRF Analysis	XRF
ME-MS61	48 element four acid ICP-MS	

To: **SILVER RANGE RESOURCES LTD.**
ATTN: JOAN MARIACHER
C/O ARCHER, CATHRO & ASSOCIATES (1981) LIMITED
1016-510 W HASTINGS ST
VANCOUVER BC V6B 1L8

This is the Final Report and supersedes any preliminary report with this certificate number. Results apply to samples as submitted. All pages of this report have been checked and approved for release.

***** See Appendix Page for comments regarding this certificate *****

Signature: 

Colin Ramshaw, Vancouver Laboratory Manager

ALS Canada Ltd.
2103 Dollarton Hwy
North Vancouver BC V7H 0A7
Phone: 604 984 0221 Fax: 604 984 0218 www.alsglobal.com

To: **SILVER RANGE RESOURCES LTD.**
C/O ARCHER, CATHRO & ASSOCIATES (1981) LIMITED
1016-510 W HASTINGS ST
VANCOUVER BC V6B 1L8

Finalized Date: 29-JUL-2012
Account: RANSIL

Project: Keg-Main-Group 1

CERTIFICATE OF ANALYSIS WH12155782

Sample Description	Method	WEI-21	Au-AA24	Sn-XRF05	ME-MS61	ME-MS61	ME-MS61	ME-MS61	ME-MS61	ME-MS61	ME-MS61	ME-MS61	ME-MS61	ME-MS61	ME-MS61	ME-MS61
	Analyte	Recvd Wt.	Au	Sn	Ag	Al	As	Ba	Be	Bi	Ca	Cd	Ce	Co	Cr	Cs
	Units	kg	ppm	ppm	ppm	%	ppm	ppm	ppm	ppm	%	ppm	ppm	ppm	ppm	ppm
	LOR	0.02	0.005	5	0.01	0.01	0.2	10	0.05	0.01	0.01	0.02	0.01	0.1	1	0.05
K286441		7.75	0.052	29	0.79	4.39	11.0	280	1.27	56.4	4.57	4.61	38.9	10.1	60	2.87
K286442		6.21	0.032	23	0.42	4.69	27.3	670	1.52	30.0	4.73	5.96	52.7	10.6	79	3.92
K286443		7.97	0.049	24	0.83	4.94	94.7	360	1.38	43.3	4.95	1.65	44.8	11.0	81	3.32
K286444		8.06	0.038	12	0.44	4.85	23.3	670	1.27	32.2	5.32	3.02	46.0	8.4	83	3.14
K286445		0.26	0.005	168	13.25	4.45	139.0	1460	1.19	46.6	8.15	60.1	46.3	7.0	69	5.27
K286446		8.36	0.041	21	0.56	5.25	10.4	430	1.45	44.5	4.60	2.17	46.0	12.4	90	3.86
K286447		7.84	0.031	16	0.46	5.35	3.6	790	1.43	23.7	4.15	1.09	50.7	11.8	84	4.39
K286448		7.23	0.017	7	0.30	5.37	36.0	1220	1.73	11.00	2.58	1.42	52.9	12.9	80	9.42
K286449		7.72	0.006	10	0.58	4.80	12.5	700	1.45	10.40	3.29	1.62	52.6	15.5	71	5.29
K286450		4.68	<0.005	<5	0.01	0.09	<5	50	0.05	0.06	21.7	0.06	1.43	1.4	1	0.25
K286451		8.01	0.012	10	0.38	5.22	14.5	850	1.69	11.00	2.74	1.43	53.1	15.8	94	9.90
K286452		7.64	0.015	12	0.37	5.35	86.3	990	1.70	16.40	2.89	0.75	52.5	16.0	84	10.30
K286453		7.81	0.006	7	0.23	5.57	7.3	1090	1.82	4.59	2.19	0.16	52.4	15.4	99	11.80
K286454		7.94	<0.005	13	0.30	5.10	11.3	900	1.67	6.63	2.94	1.69	55.8	12.7	79	8.70
K286455		<0.02	0.005	12	0.30	4.95	11.6	850	1.58	7.92	3.09	2.30	56.2	12.3	82	8.07
K286456		7.75	0.044	12	0.53	5.28	7.1	800	1.73	40.0	3.62	2.73	54.7	17.1	90	8.85
K286457		7.98	0.012	9	0.37	4.40	6.6	850	1.45	15.30	2.47	2.86	51.7	18.0	102	7.97
K286458		7.74	0.014	12	0.67	4.89	9.4	880	1.70	17.95	3.19	1.43	52.5	16.6	85	7.97
K286459		8.24	0.013	15	0.63	4.97	15.2	460	1.54	22.0	3.55	1.86	50.6	18.4	72	6.21
K286460		8.00	0.020	11	0.67	4.70	7.6	510	1.59	24.1	2.71	0.80	43.0	16.7	84	7.66
K286461		3.39	0.029	15	0.59	4.71	8.0	550	1.51	42.7	2.75	0.71	44.4	16.7	84	7.75
K286462		7.30	0.360	16	1.18	4.27	8.1	330	1.33	229	2.67	1.67	41.4	28.3	70	9.83
K286463		8.02	0.039	17	0.60	5.03	13.6	440	1.59	37.8	2.30	1.35	47.9	19.9	89	11.05
K286464		8.01	0.009	21	0.69	4.66	7.0	410	1.63	29.2	3.16	3.09	48.6	16.5	69	9.06
K286465		7.70	<0.005	32	0.67	4.80	36.0	820	1.97	12.95	2.82	3.39	49.3	13.9	74	12.25
K286466		6.90	0.006	90	0.76	5.45	721	920	3.17	11.05	3.74	2.20	53.2	16.5	81	15.75
K286467		3.73	<0.005	<5	0.01	0.11	<5	20	0.07	0.06	20.7	0.07	1.71	1.5	1	0.31
K286468		7.13	<0.005	78	0.63	6.02	63.9	1340	3.28	16.00	3.78	1.02	62.9	14.5	65	18.65
K286469		7.37	<0.005	105	1.27	5.95	311	1240	2.53	9.39	4.41	2.25	57.5	15.5	61	16.80
K286470		7.07	<0.005	33	4.34	5.22	20.3	970	1.86	14.75	2.92	14.00	55.9	14.7	62	13.80
K286471		6.96	<0.005	70	0.27	5.36	136.5	1540	2.27	3.28	4.32	0.11	52.5	14.3	61	11.45
K286472		0.28	<0.005	170	13.60	4.49	135.5	1440	1.21	54.3	8.11	58.1	43.3	7.2	72	5.23
K286473		7.15	<0.005	14	0.39	6.00	13.1	2730	1.93	4.86	2.25	0.13	44.5	11.5	76	16.05
K286474		6.38	0.006	115	0.32	5.26	203	1830	5.77	7.28	7.10	0.08	43.0	11.1	64	13.20
K286475		7.67	<0.005	21	0.47	4.87	10.4	1980	1.65	8.97	3.35	0.69	46.8	14.7	50	10.20
K286476		6.63	<0.005	9	0.32	4.85	9.1	2080	1.38	10.90	2.22	0.32	45.6	15.3	47	8.57

***** See Appendix Page for comments regarding this certificate *****

ALS Canada Ltd.
2103 Dollarton Hwy
North Vancouver BC V7H 0A7
Phone: 604 984 0221 Fax: 604 984 0218 www.alsglobal.com

To: **SILVER RANGE RESOURCES LTD.**
C/O ARCHER, CATHRO & ASSOCIATES (1981) LIMITED
1016-510 W HASTINGS ST
VANCOUVER BC V6B 1L8

Finalized Date: 29-JUL-2012
Account: RANSIL

Project: Keg-Main-Group 1

CERTIFICATE OF ANALYSIS WH12155782

Sample Description	Method	ME-MS61	ME-MS61	ME-MS61	ME-MS61	ME-MS61	ME-MS61	ME-MS61	ME-MS61	ME-MS61	ME-MS61	ME-MS61	ME-MS61	ME-MS61	ME-MS61	ME-MS61
	Analyte	Cu	Fe	Ga	Ge	Hf	In	K	La	Li	Mg	Mn	Mo	Na	Nb	Ni
	Units	ppm	%	ppm	ppm	ppm	ppm	%	ppm	ppm	%	ppm	ppm	%	ppm	ppm
	LOR	0.2	0.01	0.05	0.05	0.1	0.005	0.01	0.5	0.2	0.01	5	0.05	0.01	0.1	0.2
K286441		965	6.26	11.85	0.22	1.8	0.222	1.95	19.1	9.5	2.69	300	6.25	0.17	9.5	45.2
K286442		584	3.99	12.95	0.19	2.0	0.230	2.43	29.4	14.8	2.52	323	8.54	0.16	10.4	66.6
K286443		978	6.16	13.35	0.24	2.0	0.088	1.28	23.9	23.9	2.31	245	21.5	0.19	10.2	59.3
K286444		556	4.06	12.20	0.15	1.8	0.122	1.83	24.9	11.1	2.54	293	8.15	0.21	9.7	45.9
K286445		750	3.51	12.45	0.17	1.5	2.44	1.86	25.2	35.2	2.20	1720	14.60	0.23	9.3	49.3
K286446		708	5.16	14.15	0.21	2.1	0.125	2.08	23.5	14.5	2.49	257	68.8	0.22	11.3	76.9
K286447		635	4.44	14.45	0.18	2.0	0.060	2.04	27.2	14.7	2.21	202	41.7	0.26	10.8	77.3
K286448		354	3.28	14.65	0.15	2.1	0.044	2.39	28.9	35.9	1.81	169	31.6	0.34	9.8	78.8
K286449		501	4.26	13.45	0.17	1.9	0.062	1.87	30.0	27.6	2.20	255	19.90	0.29	9.2	74.7
K286450		3.1	0.46	0.36	0.17	<0.1	0.005	0.04	0.7	1.3	13.25	188	0.20	0.01	0.5	3.6
K286451		477	4.06	15.15	0.17	2.1	0.050	2.34	29.6	26.8	1.90	192	33.6	0.33	9.7	82.6
K286452		354	3.69	15.20	0.14	1.7	0.034	2.00	28.5	23.2	2.03	236	7.75	0.38	9.9	70.8
K286453		200	3.15	15.60	0.13	1.8	0.028	2.75	27.9	23.3	1.73	221	4.38	0.45	9.6	57.3
K286454		359	3.78	14.45	0.16	2.1	0.061	2.17	31.7	19.3	1.91	223	25.5	0.37	9.2	71.8
K286455		365	3.86	13.65	0.15	2.0	0.071	2.02	32.0	16.6	2.06	245	18.85	0.36	8.9	64.6
K286456		563	4.61	15.30	0.19	2.2	0.071	2.11	31.1	22.5	2.79	260	88.2	0.34	9.5	95.8
K286457		448	3.95	12.55	0.14	1.7	0.094	1.88	27.5	20.7	1.54	165	37.4	0.26	7.8	77.5
K286458		505	4.42	14.50	0.16	1.8	0.060	2.03	29.0	23.1	2.39	256	16.35	0.32	8.8	67.7
K286459		640	5.33	13.80	0.17	2.0	0.073	1.93	27.5	21.4	2.52	276	39.0	0.27	9.2	87.3
K286460		507	4.05	13.50	0.16	1.7	0.054	2.07	22.8	27.0	2.08	208	13.25	0.24	8.2	60.2
K286461		480	4.13	13.50	0.15	1.6	0.063	2.13	23.6	27.9	2.11	207	12.90	0.24	8.5	62.1
K286462		1185	6.50	12.40	0.22	1.6	0.217	2.01	20.9	45.2	3.06	229	17.45	0.16	7.5	67.1
K286463		694	4.42	14.50	0.17	2.0	0.048	2.35	25.2	49.3	1.75	149	30.8	0.20	9.4	91.1
K286464		694	5.11	14.15	0.20	1.9	0.111	1.91	25.4	37.1	2.81	272	27.6	0.18	9.2	73.8
K286465		406	3.87	13.65	0.14	1.9	0.150	2.58	27.3	72.3	1.67	259	29.1	0.11	9.1	68.5
K286466		378	4.06	16.50	0.16	2.1	0.392	2.89	29.4	81.2	1.98	390	57.9	0.11	10.3	92.1
K286467		2.4	0.44	0.44	0.19	<0.1	0.005	0.05	0.8	1.6	12.55	186	0.24	0.01	0.5	4.0
K286468		387	3.71	18.05	0.16	2.1	0.384	3.02	34.8	102.5	2.08	419	35.6	0.16	11.5	61.4
K286469		330	3.53	18.95	0.16	2.4	0.425	3.07	29.2	87.9	1.71	398	47.7	0.11	11.9	58.9
K286470		370	3.59	13.55	0.16	1.8	0.266	3.30	29.8	104.0	1.30	242	12.85	0.12	9.9	45.7
K286471		186.5	2.29	13.75	0.13	1.8	0.240	3.75	26.4	62.0	0.56	310	29.9	0.07	10.4	53.2
K286472		711	3.31	11.25	0.24	1.6	2.34	1.89	24.9	40.1	2.21	1700	14.80	0.23	9.4	48.2
K286473		273	2.53	14.10	0.16	2.1	0.035	4.00	22.7	94.4	1.16	180	40.6	0.22	11.3	52.6
K286474		167.5	2.15	11.15	0.15	2.3	0.598	2.58	20.9	80.3	0.66	1500	44.2	0.05	12.0	55.5
K286475		332	3.05	11.05	0.17	1.7	0.042	2.70	25.8	78.3	0.97	246	14.90	0.06	9.2	46.4
K286476		330	2.84	11.05	0.16	1.7	0.016	2.86	26.0	64.7	1.13	111	26.2	0.07	8.8	50.8

***** See Appendix Page for comments regarding this certificate *****

ALS Canada Ltd.
2103 Dollarton Hwy
North Vancouver BC V7H 0A7
Phone: 604 984 0221 Fax: 604 984 0218 www.alsglobal.com

To: **SILVER RANGE RESOURCES LTD.**
C/O ARCHER, CATHRO & ASSOCIATES (1981) LIMITED
1016-510 W HASTINGS ST
VANCOUVER BC V6B 1L8

Finalized Date: 29-JUL-2012
Account: RANSIL

Project: Keg-Main-Group 1

CERTIFICATE OF ANALYSIS WH12155782

Sample Description	Method	ME-MS61	ME-MS61	ME-MS61	ME-MS61	ME-MS61	ME-MS61	ME-MS61	ME-MS61	ME-MS61	ME-MS61	ME-MS61	ME-MS61	ME-MS61	ME-MS61	ME-MS61
	Analyte	P	Pb	Rb	Re	S	Sb	Sc	Se	Sn	Sr	Ta	Te	Th	Ti	Tl
	Units	ppm	ppm	ppm	ppm	%	ppm	ppm	ppm	ppm	ppm	ppm	ppm	ppm	%	ppm
	LOR	10	0.5	0.1	0.002	0.01	0.05	0.1	1	0.2	0.2	0.05	0.05	0.2	0.005	0.02
K286441		1410	12.8	87.0	0.008	3.11	2.60	8.3	24	20.1	229	0.68	0.87	6.3	0.303	0.73
K286442		1480	6.4	115.5	0.017	1.40	4.70	11.4	18	15.8	237	0.74	0.42	7.5	0.325	0.97
K286443		2840	12.2	79.2	0.017	3.29	3.32	9.4	24	17.6	266	0.74	0.86	7.0	0.320	0.67
K286444		2670	6.9	82.7	0.012	1.90	2.95	9.2	15	12.2	259	0.71	0.52	7.1	0.318	0.70
K286445		1120	1015	100.0	0.018	1.01	8.64	8.8	29	148.0	209	0.65	0.23	7.0	0.285	0.86
K286446		1830	7.9	105.0	0.058	2.60	1.71	10.4	22	13.4	252	0.85	0.92	7.8	0.352	0.91
K286447		2100	7.5	109.5	0.030	2.22	1.22	11.1	18	11.7	280	0.79	0.58	7.6	0.337	0.98
K286448		1180	6.8	168.0	0.045	1.40	23.0	12.8	11	4.4	240	0.69	0.42	7.9	0.305	1.61
K286449		880	15.8	118.5	0.046	2.22	4.72	11.7	13	10.0	233	0.64	0.22	7.2	0.285	1.12
K286450		200	1.4	2.1	<0.002	0.01	0.05	0.3	1	<0.2	50.8	<0.05	<0.05	<0.2	<0.005	<0.02
K286451		1010	9.7	168.5	0.065	2.00	1.41	12.4	13	7.6	211	0.70	0.32	8.0	0.302	1.79
K286452		850	10.8	160.0	0.022	1.68	1.38	11.2	11	6.9	203	0.67	0.59	7.4	0.300	1.68
K286453		820	9.3	187.0	0.007	1.34	0.94	12.8	7	6.1	178.5	0.68	0.19	8.0	0.302	2.02
K286454		1010	9.4	145.0	0.045	1.93	1.58	12.2	11	7.2	223	0.70	0.16	7.6	0.299	1.52
K286455		970	9.3	130.0	0.035	1.94	1.58	11.9	10	8.3	214	0.66	0.19	7.4	0.288	1.41
K286456		1240	11.2	149.0	0.149	2.32	2.47	12.3	17	8.0	202	0.70	0.95	8.0	0.305	1.57
K286457		2060	6.4	134.0	0.100	1.94	0.91	10.9	13	4.0	226	0.56	0.40	6.5	0.247	1.37
K286458		1160	17.5	144.5	0.036	2.22	1.69	12.3	13	12.0	197.0	0.60	0.43	7.1	0.276	1.44
K286459		1110	11.2	127.0	0.063	2.75	2.38	11.3	18	10.8	218	0.66	0.48	6.8	0.285	1.15
K286460		780	19.3	140.5	0.024	2.05	1.80	11.6	12	9.5	196.0	0.61	0.54	6.8	0.265	1.50
K286461		840	14.5	148.5	0.024	2.03	2.43	11.4	13	9.3	198.0	0.60	0.76	6.7	0.269	1.44
K286462		1020	9.8	178.0	0.037	3.27	2.92	10.7	24	12.5	171.0	0.54	5.25	5.8	0.237	1.77
K286463		1020	9.7	185.5	0.055	2.11	2.25	12.6	15	8.0	216	0.69	0.73	7.2	0.289	1.84
K286464		1030	15.7	138.5	0.049	2.62	3.42	11.2	18	15.3	179.5	0.64	0.38	6.7	0.276	1.33
K286465		790	73.7	181.0	0.046	1.63	3.44	11.8	11	28.5	130.0	0.64	0.19	7.2	0.284	1.69
K286466		1010	25.7	217	0.088	2.01	23.7	12.8	13	90.6	124.0	0.73	0.26	7.7	0.316	1.90
K286467		200	1.4	2.6	<0.002	0.01	0.05	0.4	1	0.3	46.9	<0.05	<0.05	<0.2	0.005	0.02
K286468		1480	15.9	255	0.029	1.53	14.15	12.4	9	80.3	206	0.81	0.30	8.7	0.349	2.29
K286469		1590	156.5	263	0.040	1.56	30.4	12.5	10	108.5	184.0	0.85	0.15	9.2	0.350	2.35
K286470		2000	788	236	0.042	1.69	14.45	9.9	13	28.2	171.0	0.73	0.19	8.1	0.306	2.57
K286471		1350	13.0	250	0.034	1.10	34.0	10.7	6	72.8	146.0	0.75	0.08	8.4	0.312	2.24
K286472		1110	949	97.1	0.015	0.98	8.15	8.4	27	141.5	205	0.64	0.24	6.8	0.282	0.88
K286473		1730	13.0	214	0.049	1.09	3.59	11.8	7	14.6	156.5	0.77	0.09	8.2	0.340	2.63
K286474		1800	6.4	221	0.075	0.99	15.80	11.5	5	112.0	126.0	0.81	0.10	8.8	0.346	1.81
K286475		2130	8.5	173.5	0.020	1.57	2.69	9.0	7	13.7	97.2	0.62	0.11	7.1	0.281	1.66
K286476		1320	7.4	166.5	0.040	1.49	3.59	8.8	7	4.4	103.5	0.59	0.14	6.9	0.260	1.69

***** See Appendix Page for comments regarding this certificate *****

ALS Canada Ltd.
2103 Dollarton Hwy
North Vancouver BC V7H 0A7
Phone: 604 984 0221 Fax: 604 984 0218 www.alsglobal.com

To: **SILVER RANGE RESOURCES LTD.**
C/O ARCHER, CATHRO & ASSOCIATES (1981) LIMITED
1016-510 W HASTINGS ST
VANCOUVER BC V6B 1L8

Finalized Date: 29-JUL-2012
Account: RANSIL

Project: Keg-Main-Group 1

CERTIFICATE OF ANALYSIS WH12155782

Sample Description	Method	ME-MS61	ME-MS61	ME-MS61	ME-MS61	ME-MS61	ME-MS61
	Analyte	U	V	W	Y	Zn	Zr
	Units	ppm	ppm	ppm	ppm	ppm	ppm
	LOR	0.1	1	0.1	0.1	2	0.5
K286441		3.3	107	10.4	30.2	249	62.8
K286442		4.0	151	4.5	35.7	301	73.3
K286443		4.6	226	13.5	33.3	107	70.7
K286444		3.7	133	6.8	32.8	180	63.3
K286445		3.7	134	2.9	28.5	3140	53.0
K286446		6.9	383	14.3	35.5	142	74.8
K286447		6.2	248	9.2	36.4	84	74.5
K286448		9.5	455	2.2	36.7	119	89.4
K286449		5.3	286	4.5	34.1	128	72.9
K286450		0.7	4	0.1	1.0	17	<0.5
K286451		7.6	391	3.5	34.8	121	78.3
K286452		3.6	262	2.4	30.1	82	69.1
K286453		2.6	155	1.6	25.5	47	67.9
K286454		7.9	308	3.8	35.4	137	76.7
K286455		7.0	272	4.5	34.7	179	72.3
K286456		13.5	1100	3.1	38.7	215	90.8
K286457		6.9	360	1.7	34.2	222	68.3
K286458		5.2	241	3.8	33.9	120	72.7
K286459		10.5	506	5.5	40.3	142	83.2
K286460		4.7	197	4.1	27.1	72	61.9
K286461		4.5	194	5.2	29.2	66	63.8
K286462		4.6	232	11.6	30.2	122	59.7
K286463		8.6	384	8.7	35.4	115	77.7
K286464		8.0	371	12.0	37.0	207	72.8
K286465		7.1	323	17.5	29.6	182	76.4
K286466		12.0	659	10.6	38.0	155	87.1
K286467		0.7	5	0.1	1.1	16	0.7
K286468		7.4	400	4.6	37.9	98	81.6
K286469		10.2	382	7.4	35.0	137	88.0
K286470		6.1	329	4.6	31.4	764	65.3
K286471		7.9	239	6.8	26.0	24	65.8
K286472		3.4	136	3.2	27.6	3080	53.5
K286473		7.6	337	3.5	24.3	25	76.7
K286474		8.1	348	9.1	29.2	37	83.0
K286475		5.7	248	4.2	27.4	57	66.5
K286476		7.1	288	3.5	23.1	34	65.7

***** See Appendix Page for comments regarding this certificate *****

ALS Canada Ltd.
2103 Dollarton Hwy
North Vancouver BC V7H 0A7
Phone: 604 984 0221 Fax: 604 984 0218 www.alsglobal.com

To: **SILVER RANGE RESOURCES LTD.**
C/O ARCHER, CATHRO & ASSOCIATES (1981) LIMITED
1016-510 W HASTINGS ST
VANCOUVER BC V6B 1L8

Finalized Date: 29-JUL-2012
Account: RANSIL

Project: Keg-Main-Group 1

CERTIFICATE OF ANALYSIS WH12155782

Method	CERTIFICATE COMMENTS
ME-MS61	Interference: Ca>10% on ICP-MS As, ICP-AES results shown.
ME-MS61	REE's may not be totally soluble in this method.

ALS Canada Ltd.

2103 Dollarton Hwy
North Vancouver BC V7H 0A7
Phone: 604 984 0221 Fax: 604 984 0218 www.alsglobal.com

To: **SILVER RANGE RESOURCES LTD.**
C/O ARCHER, CATHRO & ASSOCIATES (1981) LIMITED
1016-510 W HASTINGS ST
VANCOUVER BC V6B 1L8

Finalized Date: 30-JUL-2012
Account: RANSIL

CERTIFICATE WH12155784

Project: Hammer - KEG

P.O. No.: Batch 13

This report is for 36 Drill Core samples submitted to our lab in Whitehorse, YT, Canada on 10-JUL-2012.

The following have access to data associated with this certificate:

MATT DUMALA	JOAN MARIACHER	

SAMPLE PREPARATION

ALS CODE	DESCRIPTION
WEI-21	Received Sample Weight
LOG-22	Sample login - Rcd w/o BarCode
CRU-31	Fine crushing - 70%<2mm
CRU-QC	Crushing QC Test
SPL-21	Split sample - riffle splitter
PUL-QC	Pulverizing QC Test
PUL-31	Pulverize split to 85%<75 um
LOG-22d	Sample login - Rcd w/o BarCode dup
SPL-21d	Split sample - duplicate
PUL-31d	Pulverize Split - duplicate
LOG-23	Pulp Login - Rcvd with Barcode

ANALYTICAL PROCEDURES

ALS CODE	DESCRIPTION	INSTRUMENT
Au-AA24	Au 50g FA AA finish	AAS
Au-GRA22	Au 50 g FA-GRAV finish	WST-SIM
ME-OG62	Ore Grade Elements - Four Acid	ICP-AES
Sn-XRF05	Sn-Trace Level XRF Analysis	XRF
ME-MS61	48 element four acid ICP-MS	
Ag-OG62	Ore Grade Ag - Four Acid	VARIABLE
Pb-OG62	Ore Grade Pb - Four Acid	VARIABLE
Zn-OG62	Ore Grade Zn - Four Acid	VARIABLE
Ag-GRA21	Ag 30g FA-GRAV finish	WST-SIM

To: **SILVER RANGE RESOURCES LTD.**
ATTN: JOAN MARIACHER
C/O ARCHER, CATHRO & ASSOCIATES (1981) LIMITED
1016-510 W HASTINGS ST
VANCOUVER BC V6B 1L8

This is the Final Report and supersedes any preliminary report with this certificate number. Results apply to samples as submitted. All pages of this report have been checked and approved for release.

***** See Appendix Page for comments regarding this certificate *****

Signature: 

Colin Ramshaw, Vancouver Laboratory Manager

Comments: Gold assay on sample L845963 is reported by fire assay gravimetric method due to high silver content in the sample that may cause incomplete gold dissolution in aqua-regia solution.

ALS Canada Ltd.
2103 Dollarton Hwy
North Vancouver BC V7H 0A7
Phone: 604 984 0221 Fax: 604 984 0218 www.alsglobal.com

To: **SILVER RANGE RESOURCES LTD.**
C/O ARCHER, CATHRO & ASSOCIATES (1981) LIMITED
1016-510 W HASTINGS ST
VANCOUVER BC V6B 1L8

Finalized Date: 30-JUL-2012
Account: RANSIL

Project: Hammer - KEG

CERTIFICATE OF ANALYSIS WH12155784

Sample Description	Method Analyte Units LOR	WEI-21 Recvd Wt. kg 0.02	Au-AA24 Au ppm 0.005	Au-GRA22 Au ppm 0.05	Sn-XRF05 Sn ppm 5	ME-MS61 Ag ppm 0.01	ME-MS61 Al % 0.01	ME-MS61 As ppm 0.2	ME-MS61 Ba ppm 10	ME-MS61 Be ppm 0.05	ME-MS61 Bi ppm 0.01	ME-MS61 Ca % 0.01	ME-MS61 Cd ppm 0.02	ME-MS61 Ce ppm 0.01	ME-MS61 Co ppm 0.1	ME-MS61 Cr ppm 1
L845933		1.45	0.012		7	6.81	5.84	172.0	120	5.05	0.41	0.22	0.32	48.0	3.5	7
L845934		1.37	<0.005		6	1.07	7.20	48.1	220	5.92	0.54	0.18	0.10	64.2	2.9	7
L845935		4.34	<0.005		<5	0.03	0.08	<5	20	0.06	0.02	21.0	0.06	1.10	1.5	<1
L845936		2.49	<0.005		8	0.33	7.52	10.1	570	5.87	0.39	0.33	0.03	50.1	3.1	9
L845937		7.14	<0.005		8	0.19	7.74	2.5	580	5.41	0.52	1.03	<0.02	68.6	3.0	9
L845938		7.41	<0.005		7	0.27	7.88	3.0	560	6.27	0.58	1.06	0.02	74.0	2.4	9
L845939		2.08	<0.005		7	0.39	7.75	70.7	560	5.94	0.48	0.67	0.03	71.2	2.9	10
L845940		6.91	<0.005		8	0.14	7.66	1.0	580	5.94	0.49	0.99	0.02	68.0	2.9	11
L845941		6.41	<0.005		9	0.13	7.60	1.1	590	5.99	0.53	1.07	<0.02	70.5	3.0	13
L845942		2.54	<0.005		8	0.28	8.06	2.1	610	5.49	0.54	1.62	0.03	68.6	3.5	14
L845943		<0.02	<0.005		8	0.20	7.92	1.7	600	5.43	0.51	1.58	0.03	70.0	3.3	15
L845944		2.85	<0.005		8	0.25	7.73	7.4	570	5.36	0.55	1.19	0.04	68.7	3.4	12
L845945		1.92	<0.005		12	1.18	7.81	69.9	580	6.35	0.46	0.37	0.13	57.9	2.6	8
L845946		0.25	0.108		25	62.4	5.48	2870	600	0.76	3.97	7.39	133.0	26.7	13.4	45
L845947		2.81	<0.005		8	0.27	6.41	5.6	580	5.14	0.43	2.57	0.12	33.3	3.7	9
L845948		4.54	<0.005		8	0.22	6.40	2.4	570	5.45	0.50	2.11	0.02	30.4	4.5	8
L845949		2.21	<0.005		22	4.90	6.92	137.5	350	5.06	0.40	1.55	0.16	38.9	3.2	7
L845950		7.18	<0.005		7	0.16	7.76	1.3	550	6.44	0.52	1.39	0.03	61.6	3.2	12
L845951		4.73	<0.005		8	0.29	7.63	2.6	540	5.97	0.64	1.37	0.04	62.6	3.2	10
L845952		2.09	<0.005		9	0.60	7.48	3.5	570	6.37	2.00	1.16	0.04	68.0	3.1	9
L845953		7.27	<0.005		7	0.14	7.12	3.5	580	6.06	0.60	1.01	0.03	70.5	2.2	9
L845954		4.01	<0.005		7	0.38	7.67	1.5	550	7.05	1.04	1.03	0.03	72.2	2.4	7
L845955		1.14	<0.005		9	0.32	8.61	0.9	750	5.98	0.55	0.44	0.02	72.7	2.4	6
L845956		1.23	<0.005		10	0.55	8.38	55.4	740	6.04	0.38	2.39	0.10	56.3	3.3	5
L845957		1.58	<0.005		8	0.40	7.43	2.8	620	6.31	0.96	0.39	0.03	79.9	2.3	6
L845958		4.15	<0.005		<5	0.01	0.08	<5	20	0.07	0.02	21.8	0.06	1.14	1.4	<1
L845959		3.30	<0.005		7	0.29	6.66	0.8	580	5.85	0.54	0.62	<0.02	60.4	2.3	8
L845960		6.83	<0.005		7	0.15	7.34	0.7	570	6.18	0.73	1.26	0.03	74.8	2.8	11
L845961		7.03	<0.005		10	0.76	7.23	11.7	560	6.73	0.82	1.20	0.24	69.4	2.2	8
L845962		7.16	<0.005		6	0.20	7.26	1.7	590	6.62	0.65	1.11	0.03	79.6	2.4	11
L845963		0.06		7.60	658	>100	0.26	>10000	160	0.07	0.12	0.01	258	3.55	0.5	8
L845964		3.54	<0.005		8	0.39	7.15	6.2	530	5.89	0.68	0.57	0.04	84.1	2.3	8
L845965		6.40	<0.005		7	0.12	6.89	0.4	570	6.16	0.56	1.02	0.03	86.1	2.1	10
L845966		3.43	<0.005		8	0.97	7.31	1.4	560	6.08	0.57	1.07	0.53	85.9	2.0	9
L845967		1.21	<0.005		7	6.50	7.10	29.5	530	4.88	0.59	0.25	0.64	90.4	4.5	6
L845968		1.16	0.023		34	>100	5.95	686	330	6.40	1.20	0.13	39.5	84.0	10.7	5

Comments: Gold assay on sample L845963 is reported by fire assay gravimetric method due to high silver content in the sample that may cause incomplete gold dissolution in aqua-regia solution.

***** See Appendix Page for comments regarding this certificate *****

ALS Canada Ltd.
2103 Dollarton Hwy
North Vancouver BC V7H 0A7
Phone: 604 984 0221 Fax: 604 984 0218 www.alsglobal.com

To: **SILVER RANGE RESOURCES LTD.**
C/O ARCHER, CATHRO & ASSOCIATES (1981) LIMITED
1016-510 W HASTINGS ST
VANCOUVER BC V6B 1L8

Finalized Date: 30-JUL-2012
Account: RANSIL

Project: Hammer - KEG

CERTIFICATE OF ANALYSIS WH12155784

Sample Description	Method	ME-MS61	ME-MS61	ME-MS61	ME-MS61	ME-MS61	ME-MS61	ME-MS61	ME-MS61	ME-MS61	ME-MS61	ME-MS61	ME-MS61	ME-MS61	ME-MS61	ME-MS61
	Analyte	Cs	Cu	Fe	Ga	Ge	Hf	In	K	La	Li	Mg	Mn	Mo	Na	Nb
	Units	ppm	ppm	%	ppm	ppm	ppm	ppm	%	ppm	ppm	%	ppm	ppm	%	ppm
	LOR	0.05	0.2	0.01	0.05	0.05	0.1	0.005	0.01	0.5	0.2	0.01	5	0.05	0.01	0.1
L845933		33.0	8.5	1.95	18.55	0.11	1.3	0.026	2.55	25.0	69.9	0.25	9410	1.83	0.03	7.6
L845934		20.1	4.9	1.52	24.1	0.13	1.9	0.026	3.66	32.0	115.5	0.30	2510	0.53	0.05	11.2
L845935		0.41	2.8	0.41	0.31	0.06	<0.1	<0.005	0.04	0.6	1.1	12.45	211	0.11	0.01	0.4
L845936		22.3	4.6	1.68	26.3	0.11	1.9	0.036	4.50	23.4	94.3	0.28	387	0.25	0.45	11.9
L845937		12.65	5.0	1.53	26.3	0.12	2.0	0.036	3.99	34.9	66.3	0.32	282	0.22	1.72	11.7
L845938		9.97	3.2	1.44	26.0	0.14	2.0	0.033	4.09	38.3	52.8	0.34	374	0.21	2.06	12.5
L845939		17.40	7.6	1.49	26.7	0.13	1.8	0.032	4.08	37.1	88.2	0.28	2300	0.33	1.39	12.2
L845940		13.20	6.8	1.51	25.7	0.15	1.9	0.034	3.90	34.0	60.6	0.36	314	0.17	1.98	14.1
L845941		9.24	6.8	1.50	26.3	0.13	1.9	0.031	3.96	35.9	56.7	0.42	288	0.21	2.13	9.9
L845942		12.40	6.4	1.34	27.6	0.14	2.0	0.037	4.38	34.0	54.9	0.38	314	0.19	2.23	11.7
L845943		12.25	6.0	1.32	27.7	0.15	2.0	0.036	4.35	34.9	55.0	0.38	309	0.24	2.21	11.6
L845944		18.75	6.3	1.73	28.3	0.15	1.9	0.039	4.27	35.1	42.3	0.38	1070	0.19	1.56	13.5
L845945		23.9	5.2	2.41	25.8	0.17	1.7	0.031	4.13	29.1	79.4	0.24	1420	0.32	1.23	11.7
L845946		3.01	1010	3.86	10.65	0.12	1.3	0.081	1.44	14.6	15.2	0.73	2930	5.30	1.30	4.3
L845947		19.90	7.6	1.46	23.0	0.10	1.6	0.031	3.73	14.5	117.5	0.22	416	0.18	0.59	8.7
L845948		23.1	9.9	1.32	24.0	0.10	1.6	0.032	3.69	13.0	206	0.23	545	0.34	0.45	10.9
L845949		25.8	6.2	1.46	24.7	0.12	1.7	0.028	3.71	17.1	151.5	0.33	11300	0.32	0.09	10.0
L845950		19.50	4.5	1.50	26.9	0.14	1.8	0.034	3.84	30.9	83.7	0.34	538	0.30	1.71	9.8
L845951		13.65	16.4	1.56	25.3	0.15	1.8	0.031	3.83	31.5	70.5	0.38	772	0.27	1.94	10.1
L845952		14.85	9.7	1.42	26.7	0.15	2.0	0.037	4.10	34.6	69.2	0.35	700	0.41	1.92	10.5
L845953		11.75	4.7	1.26	26.6	0.13	2.4	0.034	3.71	36.6	47.0	0.30	256	0.17	2.03	8.5
L845954		10.60	3.3	1.41	26.4	0.16	2.1	0.030	3.92	36.5	38.0	0.27	281	0.25	2.00	10.4
L845955		13.30	3.6	1.19	30.1	0.15	2.9	0.031	4.87	35.7	36.9	0.28	130	0.11	2.65	14.3
L845956		23.6	3.9	2.66	31.9	0.15	2.6	0.030	5.07	27.4	86.2	0.27	18950	0.58	1.05	12.5
L845957		18.15	3.1	1.43	26.9	0.17	2.3	0.033	4.19	41.9	35.9	0.34	1040	0.17	1.33	10.8
L845958		0.25	1.7	0.42	0.39	0.07	<0.1	0.005	0.04	0.6	1.1	13.15	241	0.06	0.01	0.4
L845959		10.40	4.6	1.27	25.9	0.11	2.4	0.030	3.81	28.4	43.2	0.37	236	0.16	1.76	9.2
L845960		11.75	6.6	1.38	27.1	0.16	2.3	0.036	3.75	38.8	47.1	0.35	379	0.28	2.06	8.5
L845961		9.79	5.3	1.35	27.0	0.15	2.3	0.034	3.89	34.6	64.1	0.34	1330	0.33	1.96	9.2
L845962		9.23	4.4	1.29	27.4	0.16	2.3	0.030	3.80	42.3	48.1	0.34	360	0.32	2.11	8.8
L845963		0.39	3610	12.20	1.79	0.24	0.1	0.092	0.10	2.3	6.0	<0.01	31	1.09	0.01	0.5
L845964		9.31	5.3	1.30	28.0	0.11	2.3	0.034	3.61	43.1	53.6	0.32	272	0.20	1.91	9.7
L845965		6.20	2.0	1.29	27.6	0.14	2.4	0.034	3.62	43.2	49.8	0.34	225	0.29	2.25	8.8
L845966		11.15	6.0	1.42	28.3	0.16	2.3	0.034	3.77	43.9	68.9	0.34	647	0.33	1.88	8.5
L845967		21.6	40.1	1.18	29.6	0.14	2.2	0.036	3.90	45.9	106.5	0.22	136	0.23	0.22	8.0
L845968		28.6	713	3.73	26.3	0.07	1.6	0.101	3.18	41.4	132.0	0.17	52000	2.84	0.07	5.9

Comments: Gold assay on sample L845963 is reported by fire assay gravimetric method due to high silver content in the sample that may cause incomplete gold dissolution in aqua-regia solution.

***** See Appendix Page for comments regarding this certificate *****

ALS Canada Ltd.
2103 Dollarton Hwy
North Vancouver BC V7H 0A7
Phone: 604 984 0221 Fax: 604 984 0218 www.alsglobal.com

To: **SILVER RANGE RESOURCES LTD.**
C/O ARCHER, CATHRO & ASSOCIATES (1981) LIMITED
1016-510 W HASTINGS ST
VANCOUVER BC V6B 1L8

Finalized Date: 30-JUL-2012
Account: RANSIL

Project: Hammer - KEG

CERTIFICATE OF ANALYSIS WH12155784

Sample Description	Method	ME-MS61	ME-MS61	ME-MS61	ME-MS61	ME-MS61	ME-MS61	ME-MS61	ME-MS61	ME-MS61	ME-MS61	ME-MS61	ME-MS61	ME-MS61	ME-MS61	ME-MS61
	Analyte	Ni	P	Pb	Rb	Re	S	Sb	Sc	Se	Sn	Sr	Ta	Te	Th	Ti
	Units	ppm	ppm	ppm	ppm	ppm	%	ppm	ppm	ppm	ppm	ppm	ppm	ppm	ppm	%
	LOR	0.2	10	0.5	0.1	0.002	0.01	0.05	0.1	1	0.2	0.2	0.05	0.05	0.2	0.005
L845933		3.0	430	211	260	<0.002	<0.01	20.5	3.9	1	6.8	70.2	0.67	<0.05	12.9	0.132
L845934		3.6	510	66.5	359	<0.002	<0.01	7.05	5.0	1	7.2	47.2	1.05	<0.05	17.4	0.182
L845935		2.2	190	1.8	3.0	<0.002	<0.01	0.07	0.3	<1	<0.2	45.8	<0.05	<0.05	<0.2	<0.005
L845936		3.2	540	44.5	265	<0.002	<0.01	1.78	5.5	1	6.3	96.3	1.05	<0.05	16.0	0.208
L845937		3.2	600	42.0	258	<0.002	<0.01	0.62	5.4	1	6.6	162.5	1.00	<0.05	17.4	0.198
L845938		2.4	610	44.5	276	<0.002	<0.01	0.71	4.8	1	6.8	159.0	1.13	<0.05	18.6	0.189
L845939		3.2	530	55.6	272	<0.002	<0.01	5.40	5.6	1	9.4	160.5	0.90	<0.05	17.4	0.203
L845940		3.2	500	42.3	240	<0.002	<0.01	0.60	5.2	1	6.9	173.0	1.02	<0.05	16.9	0.202
L845941		3.2	440	43.5	239	<0.002	<0.01	0.41	5.4	1	7.1	195.0	0.94	<0.05	17.6	0.201
L845942		3.6	480	44.8	274	<0.002	0.01	0.56	5.6	1	7.3	188.0	1.11	<0.05	17.1	0.226
L845943		3.5	500	44.0	275	<0.002	0.01	0.59	5.7	1	7.3	182.5	1.10	<0.05	17.5	0.223
L845944		3.7	570	42.3	301	<0.002	<0.01	1.70	5.5	1	7.7	130.5	1.16	<0.05	17.0	0.228
L845945		3.3	510	63.2	278	<0.002	<0.01	6.14	4.9	1	8.7	126.0	1.04	<0.05	15.1	0.185
L845946		26.3	670	>10000	64.8	0.003	2.78	55.9	7.6	4	2.9	449	0.31	0.19	3.9	0.214
L845947		4.2	400	49.9	200	<0.002	0.01	1.28	3.9	1	6.3	112.5	0.85	<0.05	10.2	0.179
L845948		4.3	430	40.3	194.0	<0.002	0.02	1.13	4.3	1	6.7	136.5	0.95	<0.05	9.6	0.189
L845949		4.3	530	97.4	262	<0.002	0.14	9.79	4.5	1	21.5	73.4	0.80	<0.05	11.5	0.178
L845950		3.6	530	43.1	256	<0.002	0.02	0.91	5.4	1	7.0	178.5	0.74	<0.05	15.0	0.202
L845951		3.4	620	40.4	268	<0.002	0.01	0.97	4.9	1	6.8	161.0	0.81	<0.05	15.9	0.200
L845952		3.4	1010	46.0	301	<0.002	0.01	1.10	4.9	1	7.6	167.0	0.84	<0.05	16.9	0.192
L845953		2.0	540	42.9	233	<0.002	<0.01	0.69	4.6	1	6.4	180.5	0.62	<0.05	17.7	0.183
L845954		2.2	530	55.5	246	<0.002	<0.01	0.68	4.8	1	6.9	179.0	0.85	<0.05	19.5	0.184
L845955		2.1	690	49.2	202	<0.002	<0.01	0.68	5.3	1	8.2	197.5	1.21	<0.05	22.1	0.231
L845956		2.3	640	53.9	196.0	<0.002	<0.01	55.4	4.6	1	9.8	462	1.06	<0.05	16.2	0.211
L845957		2.1	550	48.7	271	<0.002	<0.01	2.51	4.6	1	7.0	163.0	0.87	<0.05	20.7	0.185
L845958		2.3	160	1.3	2.4	<0.002	<0.01	0.10	0.3	<1	<0.2	41.5	<0.05	<0.05	<0.2	<0.005
L845959		2.4	550	43.0	214	<0.002	<0.01	1.18	4.2	<1	6.5	159.5	0.72	<0.05	16.6	0.184
L845960		2.2	540	48.8	239	<0.002	<0.01	0.40	4.7	1	6.9	198.0	0.63	<0.05	18.8	0.183
L845961		2.0	530	68.3	255	<0.002	0.03	2.67	4.6	1	7.7	184.5	0.73	<0.05	18.3	0.182
L845962		2.2	550	46.1	244	<0.002	0.01	0.85	4.7	1	6.5	205	0.61	<0.05	19.8	0.178
L845963		2.7	50	>10000	7.2	0.002	>10.0	3500	0.5	5	165.0	6.9	<0.05	<0.05	0.5	0.011
L845964		3.0	530	57.5	262	<0.002	<0.01	3.56	5.2	1	6.7	158.5	0.73	<0.05	20.5	0.177
L845965		2.1	520	50.9	236	<0.002	<0.01	0.19	4.9	1	6.5	202	0.66	<0.05	20.2	0.177
L845966		2.2	540	57.3	267	<0.002	0.01	0.53	5.4	1	6.8	186.0	0.66	<0.05	20.1	0.181
L845967		2.3	530	544	278	<0.002	<0.01	58.8	5.8	1	7.7	92.2	0.57	<0.05	19.0	0.176
L845968		2.8	560	>10000	265	<0.002	0.02	1005	3.6	1	18.5	240	0.48	<0.05	16.4	0.134

Comments: Gold assay on sample L845963 is reported by fire assay gravimetric method due to high silver content in the sample that may cause incomplete gold dissolution in aqua-regia solution.

***** See Appendix Page for comments regarding this certificate *****

ALS Canada Ltd.
2103 Dollarton Hwy
North Vancouver BC V7H 0A7
Phone: 604 984 0221 Fax: 604 984 0218 www.alsglobal.com

To: **SILVER RANGE RESOURCES LTD.**
C/O ARCHER, CATHRO & ASSOCIATES (1981) LIMITED
1016-510 W HASTINGS ST
VANCOUVER BC V6B 1L8

Finalized Date: 30-JUL-2012
Account: RANSIL

Project: Hammer - KEG

CERTIFICATE OF ANALYSIS WH12155784

Sample Description	Method	ME-MS61	ME-MS61	ME-MS61	ME-MS61	ME-MS61	ME-MS61	ME-MS61	Ag-OG62	Pb-OG62	Zn-OG62	Ag-GRA21
	Analyte	Tl	U	V	W	Y	Zn	Zr	Ag	Pb	Zn	Ag
	Units	ppm	ppm	ppm	ppm	ppm	ppm	ppm	ppm	%	%	ppm
	LOR	0.02	0.1	1	0.1	0.1	2	0.5	1	0.001	0.001	5
L845933		2.67	14.8	21	8.3	8.2	292	48.9				
L845934		3.32	7.5	23	3.2	9.2	107	67.7				
L845935		0.02	0.4	2	0.1	0.8	14	<0.5				
L845936		2.48	5.5	25	1.8	7.6	66	70.0				
L845937		1.57	4.9	24	1.8	9.4	52	72.5				
L845938		1.74	4.7	22	1.6	9.7	50	71.8				
L845939		2.06	5.9	25	1.8	8.6	67	62.8				
L845940		1.55	4.1	24	1.3	7.9	52	69.8				
L845941		1.49	4.5	25	1.1	7.4	51	69.3				
L845942		1.81	10.9	28	1.3	8.1	54	76.5				
L845943		1.82	7.7	28	1.3	8.2	53	75.7				
L845944		2.07	3.8	29	2.0	9.0	64	68.5				
L845945		1.95	5.5	24	2.0	7.3	127	60.5				
L845946		0.75	1.8	66	10.0	11.8	>10000	40.0		1.930	1.945	
L845947		1.51	4.7	23	2.2	4.6	75	59.0				
L845948		1.48	6.9	24	3.9	4.8	54	59.1				
L845949		2.83	7.6	22	2.8	6.2	153	58.7				
L845950		1.76	9.6	27	1.5	8.1	57	61.8				
L845951		1.90	6.1	26	1.1	8.7	61	62.9				
L845952		2.09	6.8	26	1.3	9.1	66	67.9				
L845953		1.52	5.3	23	1.2	7.8	53	82.1				
L845954		1.75	6.3	23	1.3	7.8	53	74.6				
L845955		2.62	5.2	29	1.9	7.4	44	99.6				
L845956		3.55	13.5	30	39.6	11.6	65	92.0				
L845957		2.24	2.9	22	1.9	8.1	56	82.0				
L845958		0.02	0.5	2	0.2	0.7	13	0.5				
L845959		1.68	2.9	22	1.8	6.8	50	81.8				
L845960		1.82	7.6	24	0.9	8.2	60	81.6				
L845961		1.97	8.4	22	1.2	7.7	110	80.3				
L845962		1.66	6.9	22	1.1	8.5	63	80.8				
L845963		0.12	0.5	10	171.5	0.4	>10000	3.3	>1500	11.15	2.68	3320
L845964		1.76	3.1	21	1.6	9.9	94	84.3				
L845965		1.48	6.5	21	1.0	9.5	58	82.9				
L845966		1.87	6.3	22	0.8	9.4	601	79.9				
L845967		1.80	18.9	21	6.3	8.8	742	76.4				
L845968		3.09	82.3	16	3.2	8.3	4660	56.1	>1500	1.130		1590

Comments: Gold assay on sample L845963 is reported by fire assay gravimetric method due to high silver content in the sample that may cause incomplete gold dissolution in aqua-regia solution.

***** See Appendix Page for comments regarding this certificate *****

ALS Canada Ltd.
2103 Dollarton Hwy
North Vancouver BC V7H 0A7
Phone: 604 984 0221 Fax: 604 984 0218 www.alsglobal.com

To: **SILVER RANGE RESOURCES LTD.**
C/O ARCHER, CATHRO & ASSOCIATES (1981) LIMITED
1016-510 W HASTINGS ST
VANCOUVER BC V6B 1L8

Project: Hammer - KEG

Finalized Date: 30-JUL-2012
Account: RANSIL

CERTIFICATE OF ANALYSIS WH12155784

Method	CERTIFICATE COMMENTS
ME-MS61	Interference: Ca>10% on ICP-MS As, ICP-AES results shown.
ME-MS61	REE's may not be totally soluble in this method.

ALS Canada Ltd.

2103 Dollarton Hwy
North Vancouver BC V7H 0A7
Phone: 604 984 0221 Fax: 604 984 0218 www.alsglobal.com

To: **SILVER RANGE RESOURCES LTD.**
C/O ARCHER, CATHRO & ASSOCIATES (1981) LIMITED
1016-510 W HASTINGS ST
VANCOUVER BC V6B 1L8

Finalized Date: 30-JUL-2012
Account: RANSIL

CERTIFICATE WH12155785

Project: KEG (Main - Group 1)

P.O. No.: Batch 33

This report is for 36 Drill Core samples submitted to our lab in Whitehorse, YT, Canada on 10-JUL-2012.

The following have access to data associated with this certificate:

MATT DUMALA	JOAN MARIACHER	

SAMPLE PREPARATION

ALS CODE	DESCRIPTION
WEI-21	Received Sample Weight
LOG-22	Sample login - Rcd w/o BarCode
CRU-31	Fine crushing - 70%<2mm
PUL-QC	Pulverizing QC Test
SPL-21	Split sample - riffle splitter
PUL-31	Pulverize split to 85%<75 um
LOG-22d	Sample login - Rcd w/o BarCode dup
SPL-21d	Split sample - duplicate
PUL-31d	Pulverize Split - duplicate
LOG-23	Pulp Login - Rcvd with Barcode

ANALYTICAL PROCEDURES

ALS CODE	DESCRIPTION	INSTRUMENT
Au-AA24	Au 50g FA AA finish	AAS
Sn-XRF05	Sn-Trace Level XRF Analysis	XRF
ME-MS61	48 element four acid ICP-MS	

To: **SILVER RANGE RESOURCES LTD.**
ATTN: JOAN MARIACHER
C/O ARCHER, CATHRO & ASSOCIATES (1981) LIMITED
1016-510 W HASTINGS ST
VANCOUVER BC V6B 1L8

This is the Final Report and supersedes any preliminary report with this certificate number. Results apply to samples as submitted. All pages of this report have been checked and approved for release.

***** See Appendix Page for comments regarding this certificate *****

Signature: 

Colin Ramshaw, Vancouver Laboratory Manager

ALS Canada Ltd.
2103 Dollarton Hwy
North Vancouver BC V7H 0A7
Phone: 604 984 0221 Fax: 604 984 0218 www.alsglobal.com

To: **SILVER RANGE RESOURCES LTD.**
C/O ARCHER, CATHRO & ASSOCIATES (1981) LIMITED
1016-510 W HASTINGS ST
VANCOUVER BC V6B 1L8

Finalized Date: 30-JUL-2012
Account: RANSIL

Project: KEG (Main - Group 1)

CERTIFICATE OF ANALYSIS WH12155785

Sample Description	Method	WEI-21	Au-AA24	Sn-XRF05	ME-MS61	ME-MS61	ME-MS61	ME-MS61	ME-MS61	ME-MS61	ME-MS61	ME-MS61	ME-MS61	ME-MS61	ME-MS61	ME-MS61
	Analyte	Recvd Wt.	Au	Sn	Ag	Al	As	Ba	Be	Bi	Ca	Cd	Ce	Co	Cr	Cs
	Units	kg	ppm	ppm	ppm	%	ppm	ppm	ppm	ppm	%	ppm	ppm	ppm	ppm	ppm
	LOR	0.02	0.005	5	0.01	0.01	0.2	10	0.05	0.01	0.01	0.02	0.01	0.1	1	0.05
K284591		5.84	0.011	17	0.67	5.70	41.7	1300	1.89	0.54	5.46	0.44	53.4	9.9	107	10.85
K284593		8.54	0.009	21	0.40	5.38	41.9	1520	1.74	0.43	6.14	0.14	51.1	9.2	79	8.32
K284594		8.28	<0.005	50	0.49	4.99	49.5	1710	1.53	0.69	7.14	1.05	52.8	8.7	74	9.38
K284595		3.48	<0.005	43	0.53	5.13	51.9	1680	1.67	0.46	6.93	0.52	51.6	9.9	79	9.79
K284596		5.78	0.006	138	9.70	5.39	31.1	1050	1.61	20.3	6.67	59.6	50.0	9.0	83	7.38
K284597		2.46	0.005	102	4.93	4.06	14	1840	1.31	8.29	10.95	29.7	37.6	6.7	59	6.33
K284598		5.22	0.008	42	4.42	4.75	29	1130	1.38	6.94	10.95	11.30	40.7	7.5	95	7.26
K284599		3.45	0.006	51	2.51	5.10	95	1760	1.77	3.30	10.25	8.33	47.5	8.8	79	4.57
K284600		3.39	<0.005	<5	0.07	0.08	<5	20	0.06	0.07	20.7	0.12	1.36	0.7	1	0.18
K284601		3.59	<0.005	149	14.90	4.36	471	2330	1.57	13.55	7.44	42.1	45.5	9.2	61	5.28
K284602		6.62	<0.005	126	4.28	4.62	339	2360	1.44	7.30	5.53	4.84	49.8	7.9	56	5.20
K284603		3.64	<0.005	155	4.00	4.67	47.8	2880	1.39	6.59	7.67	10.55	48.0	9.0	56	5.46
K284604		4.45	<0.005	165	1.48	4.69	75.6	2410	1.39	2.35	8.32	3.74	43.4	5.9	56	6.39
K284605		<0.02	<0.005	162	1.68	4.73	83.7	2520	1.15	2.56	8.52	2.82	44.7	5.9	57	6.57
K284606		6.47	<0.005	67	1.26	3.49	30	1500	1.24	2.21	12.50	6.15	37.0	6.0	35	15.90
K284607		7.29	<0.005	147	9.00	4.36	55	1990	1.23	15.50	11.65	14.85	39.2	6.7	46	5.48
K284608		7.87	<0.005	61	0.84	5.38	8.2	2240	1.62	0.78	5.30	2.32	53.4	7.1	61	6.83
K284609		0.19	0.005	170	15.30	4.39	138.5	1430	1.41	46.0	8.13	56.9	44.1	7.4	65	5.42
K284610		7.57	0.020	590	2.11	5.82	297	1120	1.16	7.47	10.10	7.87	50.8	6.6	68	7.42
K284611		6.54	<0.005	367	24.3	5.87	45.5	2320	1.32	42.0	4.70	25.1	57.3	11.8	85	7.65
K284612		3.58	<0.005	108	11.55	5.80	19.5	3710	1.19	25.1	4.03	15.60	52.8	9.9	101	6.07
K284613		5.24	<0.005	263	8.25	4.81	81.6	2780	1.09	16.00	4.29	9.52	48.6	4.8	60	4.49
K284614		2.66	<0.005	84	6.21	4.82	57.0	2140	0.98	8.82	2.41	34.5	28.0	6.6	57	6.19
K284615		4.83	<0.005	120	7.13	5.17	161.0	1290	0.85	10.10	3.38	7.99	27.9	5.4	59	9.54
K284616		3.40	<0.005	<5	0.10	0.11	<5	20	0.06	0.11	20.9	0.23	1.33	0.7	3	0.20
K284617		4.09	<0.005	131	4.92	4.21	60.3	1570	0.98	10.30	6.26	13.85	43.8	5.1	64	11.75
K284618		3.32	<0.005	229	3.29	3.50	21.4	1210	1.04	6.06	8.71	28.3	42.0	4.1	41	3.09
K284619		7.30														
K284620		7.04	<0.005	192	5.65	3.84	96.0	1400	0.90	10.00	6.11	111.5	37.5	6.3	41	3.74
K284621		0.19	0.005	169	14.50	4.34	129.0	1420	1.22	54.8	8.08	58.3	46.1	6.5	65	5.30
K284622		2.76	<0.005	408	5.94	3.11	35.9	310	0.53	15.05	8.81	25.9	30.7	4.4	26	2.33
K284623		4.28	<0.005	22	2.39	4.29	17.6	1300	1.01	4.41	3.55	5.52	40.5	7.2	52	6.42
K284624		6.94	<0.005	13	1.09	4.33	38.8	660	1.12	1.16	3.42	4.98	39.8	7.7	57	4.59
K284625		6.81	<0.005	24	2.47	4.52	167.5	730	1.16	5.33	4.90	5.62	45.1	7.8	63	4.55
K284626		7.85	<0.005	28	1.02	5.45	54.9	830	1.42	2.05	3.47	1.65	58.2	8.4	66	7.12
K284627		6.75	0.008	14	0.47	5.27	33.0	570	1.32	10.85	4.02	0.96	51.3	8.5	61	5.71

***** See Appendix Page for comments regarding this certificate *****

ALS Canada Ltd.
2103 Dollarton Hwy
North Vancouver BC V7H 0A7
Phone: 604 984 0221 Fax: 604 984 0218 www.alsglobal.com

To: **SILVER RANGE RESOURCES LTD.**
C/O ARCHER, CATHRO & ASSOCIATES (1981) LIMITED
1016-510 W HASTINGS ST
VANCOUVER BC V6B 1L8

Finalized Date: 30-JUL-2012
Account: RANSIL

Project: KEG (Main - Group 1)

CERTIFICATE OF ANALYSIS WH12155785

Sample Description	Method	ME-MS61	ME-MS61	ME-MS61	ME-MS61	ME-MS61	ME-MS61	ME-MS61	ME-MS61	ME-MS61	ME-MS61	ME-MS61	ME-MS61	ME-MS61	ME-MS61	ME-MS61
	Analyte	Cu	Fe	Ga	Ge	Hf	In	K	La	Li	Mg	Mn	Mo	Na	Nb	Ni
	Units	ppm	%	ppm	ppm	ppm	ppm	%	ppm	ppm	%	ppm	ppm	%	ppm	ppm
	LOR	0.2	0.01	0.05	0.05	0.1	0.005	0.01	0.5	0.2	0.01	5	0.05	0.01	0.1	0.2
K284591		112.0	2.29	16.20	0.14	2.4	0.028	3.08	30.1	39.6	2.45	417	9.57	0.41	9.5	81.0
K284593		117.0	2.20	14.85	0.17	2.2	0.028	2.51	28.7	27.5	2.76	487	5.79	0.26	9.1	73.7
K284594		165.0	2.06	13.80	0.15	2.3	0.007	1.96	29.3	23.4	2.59	747	7.47	0.27	8.9	67.6
K284595		249	2.25	14.30	0.15	2.4	0.041	2.09	30.1	25.5	2.57	694	7.51	0.27	8.9	81.3
K284596		351	2.65	15.05	0.21	2.2	1.155	2.69	28.0	41.3	1.92	1020	9.29	0.27	9.5	53.5
K284597		321	1.91	11.25	0.13	1.6	0.656	1.63	22.4	41.6	1.65	1050	5.19	0.22	7.0	35.0
K284598		117.0	2.31	12.00	0.15	1.9	0.198	2.06	23.7	36.3	2.23	678	10.90	0.37	7.0	50.6
K284599		86.5	2.55	13.50	0.15	1.8	0.089	2.17	26.8	35.6	1.88	642	26.0	0.30	8.3	68.9
K284600		3.7	0.43	0.29	<0.05	<0.1	0.011	0.04	0.7	1.6	12.55	184	0.20	0.01	0.2	2.1
K284601		399	2.67	13.30	0.20	1.7	1.745	2.00	26.3	51.9	1.91	729	5.49	0.14	7.8	57.8
K284602		168.0	2.55	13.15	0.16	1.9	0.145	2.33	25.0	49.1	1.43	745	3.03	0.11	7.9	40.5
K284603		105.5	1.96	12.85	0.14	1.8	0.181	2.76	25.8	49.3	1.93	912	2.41	0.14	8.1	54.9
K284604		75.9	2.39	13.15	0.14	1.8	0.016	2.10	24.0	44.1	1.40	1030	1.32	0.11	8.0	41.5
K284605		75.9	2.41	13.40	0.18	1.7	<0.005	2.19	24.6	45.7	1.44	1060	1.38	0.11	8.5	40.6
K284606		119.5	1.54	8.29	0.11	1.3	0.079	1.49	20.7	30.5	2.03	1080	1.61	0.17	6.4	44.3
K284607		187.5	2.06	11.20	0.11	1.5	0.157	1.88	21.4	60.3	2.51	1530	3.42	0.20	7.3	41.5
K284608		179.5	2.03	13.50	0.13	2.1	0.035	2.69	25.3	27.4	2.28	603	2.91	0.31	9.1	43.9
K284609		743	3.37	12.60	0.14	1.6	2.23	1.87	23.7	41.9	2.12	1660	13.15	0.24	8.5	49.6
K284610		84.6	2.85	14.30	0.12	1.9	<0.005	1.87	29.3	144.0	1.80	2620	13.90	0.09	8.4	58.8
K284611		328	3.53	16.95	0.24	2.2	0.352	2.54	30.0	111.5	2.15	1760	11.35	0.09	9.7	69.3
K284612		208	2.08	13.50	0.15	2.2	0.163	3.49	28.7	52.7	1.35	943	29.2	0.15	10.1	85.4
K284613		261	2.15	11.95	0.15	2.0	0.094	1.30	27.3	79.2	1.23	1040	23.8	0.07	9.2	29.7
K284614		127.5	4.00	12.00	0.21	1.8	0.153	1.81	15.1	33.5	0.69	336	14.30	0.08	8.4	28.0
K284615		163.5	4.14	9.65	0.19	1.7	0.310	2.04	15.2	38.4	0.73	682	13.30	0.10	7.8	27.4
K284616		3.4	0.43	0.29	0.13	<0.1	<0.005	0.04	0.6	1.5	12.40	183	0.31	0.01	0.2	2.0
K284617		94.5	2.26	8.90	0.20	2.1	0.104	1.87	23.9	38.5	1.64	926	8.95	0.19	7.2	39.5
K284618		121.5	1.70	9.49	0.11	1.6	<0.005	1.02	21.0	52.2	1.48	1540	3.35	0.08	6.9	27.1
K284619																
K284620		266	2.66	9.57	0.20	1.3	1.740	1.51	20.1	53.2	1.89	1580	4.78	0.15	6.5	28.9
K284621		750	3.42	11.55	0.20	1.7	2.26	1.86	23.4	38.7	2.18	1700	14.40	0.24	8.4	45.4
K284622		48.0	1.89	9.51	0.14	1.1	0.201	0.31	19.2	49.6	1.41	1830	4.71	0.02	4.8	20.3
K284623		86.9	1.88	10.15	0.20	1.5	0.077	2.16	19.3	38.2	1.68	460	2.76	0.42	7.3	38.5
K284624		93.6	1.88	11.30	0.21	1.8	0.092	1.96	19.3	36.0	1.77	304	2.17	0.54	7.1	40.2
K284625		150.0	2.22	10.70	0.21	1.6	0.181	2.25	22.9	35.0	2.26	411	3.86	0.41	7.6	38.5
K284626		89.1	2.31	12.95	0.23	2.2	0.026	2.84	27.2	39.4	2.15	328	2.63	0.54	10.1	45.3
K284627		115.5	2.32	12.85	0.22	2.0	0.034	2.35	24.1	33.9	2.42	300	3.19	0.29	9.0	45.9

***** See Appendix Page for comments regarding this certificate *****

ALS Canada Ltd.
2103 Dollarton Hwy
North Vancouver BC V7H 0A7
Phone: 604 984 0221 Fax: 604 984 0218 www.alsglobal.com

To: **SILVER RANGE RESOURCES LTD.**
C/O ARCHER, CATHRO & ASSOCIATES (1981) LIMITED
1016-510 W HASTINGS ST
VANCOUVER BC V6B 1L8

Finalized Date: 30-JUL-2012
Account: RANSIL

Project: KEG (Main - Group 1)

CERTIFICATE OF ANALYSIS WH12155785

Sample Description	Method	ME-MS61	ME-MS61	ME-MS61	ME-MS61	ME-MS61	ME-MS61	ME-MS61	ME-MS61	ME-MS61	ME-MS61	ME-MS61	ME-MS61	ME-MS61	ME-MS61	ME-MS61
	Analyte	P	Pb	Rb	Re	S	Sb	Sc	Se	Sn	Sr	Ta	Te	Th	Ti	Tl
	Units	ppm	ppm	ppm	ppm	%	ppm	ppm	ppm	ppm	ppm	ppm	ppm	ppm	%	ppm
	LOR	10	0.5	0.1	0.002	0.01	0.05	0.1	1	0.2	0.2	0.05	0.05	0.2	0.005	0.02
K284591		1780	25.5	162.5	0.017	1.01	5.94	10.9	16	15.9	313	0.65	0.09	8.2	0.331	1.74
K284593		1520	15.2	124.0	0.015	0.91	4.48	10.7	15	17.3	317	0.62	<0.05	7.9	0.320	1.18
K284594		1970	25.8	100.5	0.016	0.77	4.61	9.4	8	53.5	283	0.59	<0.05	7.4	0.309	1.02
K284595		1960	14.5	107.0	0.013	0.91	4.60	9.9	13	42.9	299	0.61	<0.05	7.4	0.308	0.97
K284596		3100	567	131.5	0.018	1.13	8.34	9.6	38	130.5	280	0.67	0.10	7.7	0.330	1.28
K284597		1930	324	75.4	0.009	0.67	6.28	6.8	14	100.5	275	0.47	<0.05	5.7	0.258	0.81
K284598		2490	316	82.0	0.024	1.01	5.58	8.3	25	37.3	282	0.51	0.09	6.4	0.272	0.95
K284599		2750	220	97.8	0.030	1.25	11.95	8.8	20	44.5	334	0.59	0.06	7.0	0.291	1.02
K284600		220	3.6	1.6	<0.002	0.02	0.12	0.3	1	0.4	47.1	<0.05	<0.05	<0.2	<0.005	<0.02
K284601		990	4050	99.5	0.015	0.57	24.1	8.5	43	149.0	216	0.53	0.11	6.3	0.263	0.93
K284602		870	684	114.0	0.008	0.67	44.2	8.4	26	126.0	243	0.54	<0.05	6.5	0.279	1.10
K284603		860	569	146.0	0.012	0.45	6.20	9.5	12	142.5	265	0.57	<0.05	6.7	0.277	1.44
K284604		960	181.0	108.0	0.007	0.84	15.90	8.6	28	160.5	344	0.54	<0.05	6.9	0.282	1.15
K284605		1000	196.5	109.0	0.009	0.76	15.50	8.7	28	169.5	340	0.58	<0.05	7.2	0.296	1.10
K284606		720	131.0	74.2	0.015	0.24	4.15	6.3	8	58.8	234	0.46	<0.05	5.4	0.231	0.72
K284607		730	1185	85.9	0.012	0.42	6.11	7.4	18	131.0	267	0.51	0.07	5.6	0.256	0.82
K284608		610	105.0	136.0	0.010	0.80	3.42	9.0	11	57.8	290	0.64	<0.05	7.9	0.312	1.27
K284609		1120	989	91.2	0.019	1.04	8.82	7.8	27	151.0	210	0.60	0.20	5.9	0.287	0.80
K284610		1830	358	124.0	0.016	0.48	74.0	8.9	7	490	143.0	0.59	0.06	6.8	0.334	1.23
K284611		2280	3620	145.5	0.017	0.82	32.0	9.8	53	347	365	0.66	0.25	7.4	0.350	1.59
K284612		1160	1075	162.0	0.039	0.44	9.51	9.1	20	100.5	614	0.72	0.08	8.2	0.366	1.69
K284613		1510	836	68.1	0.008	0.15	20.5	6.8	9	275	342	0.65	0.06	6.6	0.335	0.68
K284614		1440	651	91.9	0.005	0.96	99.2	8.5	47	83.4	411	0.58	<0.05	6.6	0.288	0.99
K284615		1050	479	97.5	0.007	0.15	52.6	8.1	19	119.0	216	0.58	0.05	6.0	0.262	0.94
K284616		230	5.7	1.6	0.003	0.01	0.49	0.3	1	0.8	47.1	<0.05	<0.05	<0.2	0.005	<0.02
K284617		1790	416	93.6	0.021	0.28	13.10	7.4	17	124.5	190.5	0.54	<0.05	5.9	0.249	0.98
K284618		1920	302	50.2	0.003	0.09	7.76	6.5	6	229	209	0.46	<0.05	5.4	0.239	0.49
K284619																
K284620		830	770	72.3	0.008	0.96	10.75	6.4	21	179.0	229	0.50	0.06	5.1	0.225	0.71
K284621		1130	996	89.6	0.021	0.96	8.03	7.8	24	149.5	209	0.61	0.22	6.5	0.279	0.94
K284622		820	738	15.9	0.007	0.14	7.08	4.0	10	384	60.0	0.35	0.06	3.8	0.173	0.24
K284623		510	194.0	111.5	0.016	0.58	5.07	8.2	18	18.3	218	0.52	<0.05	6.1	0.246	1.19
K284624		460	29.7	94.5	0.012	0.74	3.99	9.0	25	8.5	176.0	0.51	0.05	5.8	0.237	0.94
K284625		550	147.5	110.0	0.016	0.92	4.44	8.1	19	22.5	211	0.56	<0.05	6.4	0.261	1.15
K284626		610	79.7	140.5	0.014	0.84	4.76	9.8	18	23.9	261	0.78	<0.05	8.6	0.329	1.54
K284627		520	16.9	125.0	0.013	0.99	3.43	10.0	16	11.8	247	0.65	<0.05	7.7	0.298	1.28

***** See Appendix Page for comments regarding this certificate *****

ALS Canada Ltd.
2103 Dollarton Hwy
North Vancouver BC V7H 0A7
Phone: 604 984 0221 Fax: 604 984 0218 www.alsglobal.com

To: **SILVER RANGE RESOURCES LTD.**
C/O ARCHER, CATHRO & ASSOCIATES (1981) LIMITED
1016- 510 W HASTINGS ST
VANCOUVER BC V6B 1L8

Finalized Date: 30- JUL- 2012
Account: RANSIL

Project: KEG (Main - Group 1)

CERTIFICATE OF ANALYSIS WH12155785

Sample Description	Method	ME-MS61	ME-MS61	ME-MS61	ME-MS61	ME-MS61	ME-MS61
	Analyte	U	V	W	Y	Zn	Zr
	Units	ppm	ppm	ppm	ppm	ppm	ppm
	LOR	0.1	1	0.1	0.1	2	0.5
K284591		4.9	195	1.4	34.2	67	79.4
K284593		4.0	150	1.3	34.1	34	82.5
K284594		4.2	156	1.3	35.2	84	81.7
K284595		4.0	162	1.3	36.6	59	85.8
K284596		4.7	150	7.0	35.0	3680	75.5
K284597		3.4	110	1.4	26.4	2000	50.7
K284598		5.4	180	1.2	28.4	838	62.9
K284599		7.0	376	3.0	31.9	763	65.6
K284600		0.9	4	0.1	1.0	20	0.6
K284601		4.4	110	1.9	26.1	3890	59.0
K284602		3.8	79	16.3	20.7	507	55.4
K284603		3.3	88	2.0	27.1	844	58.6
K284604		3.3	83	4.3	23.8	353	56.9
K284605		3.5	87	4.7	24.4	300	59.6
K284606		2.8	63	1.4	21.1	360	45.8
K284607		3.0	98	1.6	22.0	1000	52.9
K284608		2.9	91	1.3	25.7	188	72.4
K284609		3.4	135	2.7	25.6	3130	50.7
K284610		3.7	229	5.9	27.4	987	52.4
K284611		4.2	210	9.4	30.0	1930	67.3
K284612		6.0	592	7.1	29.7	1980	77.5
K284613		4.2	341	9.6	27.4	1020	62.6
K284614		5.5	224	20.2	15.1	742	63.2
K284615		4.1	124	12.5	15.9	1820	55.0
K284616		0.8	3	0.2	1.0	20	0.6
K284617		3.9	141	12.5	26.0	1130	66.5
K284618		2.6	87	1.5	25.7	1650	44.2
K284619							
K284620		2.5	85	1.9	20.9	6290	41.8
K284621		3.5	136	2.6	26.4	3150	52.5
K284622		2.0	52	1.7	20.3	2080	29.8
K284623		2.4	78	1.2	20.7	374	54.3
K284624		2.1	85	1.0	20.0	367	55.4
K284625		2.9	88	1.0	25.3	421	58.1
K284626		2.9	93	1.3	27.5	163	74.7
K284627		2.7	92	1.1	25.1	105	70.3

***** See Appendix Page for comments regarding this certificate *****

ALS Canada Ltd.
2103 Dollarton Hwy
North Vancouver BC V7H 0A7
Phone: 604 984 0221 Fax: 604 984 0218 www.alsglobal.com

To: **SILVER RANGE RESOURCES LTD.**
C/O ARCHER, CATHRO & ASSOCIATES (1981) LIMITED
1016- 510 W HASTINGS ST
VANCOUVER BC V6B 1L8

Finalized Date: 30- JUL- 2012
Account: RANSIL

Project: KEG (Main - Group 1)

CERTIFICATE OF ANALYSIS WH12155785

Method	CERTIFICATE COMMENTS
ME- MS61	Interference: Ca> 10% on ICP- MS As, ICP- AES results shown.
ME- MS61	REE's may not be totally soluble in this method.

ALS Canada Ltd.
2103 Dollarton Hwy
North Vancouver BC V7H 0A7
Phone: 604 984 0221 Fax: 604 984 0218 www.alsglobal.com

To: **SILVER RANGE RESOURCES LTD.**
C/O ARCHER, CATHRO & ASSOCIATES (1981) LIMITED
1016-510 W HASTINGS ST
VANCOUVER BC V6B 1L8

Finalized Date: 29-JUL-2012
Account: RANSIL

CERTIFICATE WH12155786

Project: KEG (Main - Group 1)

P.O. No.: Batch 34

This report is for 36 Drill Core samples submitted to our lab in Whitehorse, YT, Canada on 10-JUL-2012.

The following have access to data associated with this certificate:

MATT DUMALA	JOAN MARIACHER	

SAMPLE PREPARATION

ALS CODE	DESCRIPTION
WEI-21	Received Sample Weight
LOG-22	Sample login - Rcd w/o BarCode
CRU-31	Fine crushing - 70%<2mm
CRU-QC	Crushing QC Test
SPL-21	Split sample - riffle splitter
PUL-QC	Pulverizing QC Test
PUL-31	Pulverize split to 85%<75 um
LOG-22d	Sample login - Rcd w/o BarCode dup
SPL-21d	Split sample - duplicate
PUL-31d	Pulverize Split - duplicate
LOG-23	Pulp Login - Rcvd with Barcode

ANALYTICAL PROCEDURES

ALS CODE	DESCRIPTION	INSTRUMENT
Au-AA24	Au 50g FA AA finish	AAS
ME-OG62	Ore Grade Elements - Four Acid	ICP-AES
Sn-XRF05	Sn-Trace Level XRF Analysis	XRF
ME-MS61	48 element four acid ICP-MS	
Zn-OG62	Ore Grade Zn - Four Acid	VARIABLE

To: **SILVER RANGE RESOURCES LTD.**
ATTN: JOAN MARIACHER
C/O ARCHER, CATHRO & ASSOCIATES (1981) LIMITED
1016-510 W HASTINGS ST
VANCOUVER BC V6B 1L8

This is the Final Report and supersedes any preliminary report with this certificate number. Results apply to samples as submitted. All pages of this report have been checked and approved for release.

***** See Appendix Page for comments regarding this certificate *****

Signature: 

Colin Ramshaw, Vancouver Laboratory Manager

ALS Canada Ltd.
2103 Dollarton Hwy
North Vancouver BC V7H 0A7
Phone: 604 984 0221 Fax: 604 984 0218 www.alsglobal.com

To: **SILVER RANGE RESOURCES LTD.**
C/O ARCHER, CATHRO & ASSOCIATES (1981) LIMITED
1016-510 W HASTINGS ST
VANCOUVER BC V6B 1L8

Finalized Date: 29-JUL-2012
Account: RANSIL

Project: KEG (Main - Group 1)

CERTIFICATE OF ANALYSIS WH12155786

Sample Description	Method	WEI-21	Au-AA24	Sn-XRF05	ME-MS61	ME-MS61	ME-MS61	ME-MS61	ME-MS61	ME-MS61	ME-MS61	ME-MS61	ME-MS61	ME-MS61	ME-MS61	ME-MS61
	Analyte	Recvd Wt.	Au	Sn	Ag	Al	As	Ba	Be	Bi	Ca	Cd	Ce	Co	Cr	Cs
	Units	kg	ppm	ppm	ppm	%	ppm	ppm	ppm	ppm	%	ppm	ppm	ppm	ppm	ppm
	LOR	0.02	0.005	5	0.01	0.01	0.2	10	0.05	0.01	0.01	0.02	0.01	0.1	1	0.05
K286513		6.03	0.009	87	1.43	3.94	10.5	260	1.83	17.60	5.34	176.0	41.6	9.1	52	5.12
K286514		8.40	0.064	134	25.6	2.39	29.6	190	1.05	262	2.43	442	23.4	15.4	29	3.88
K286515		8.91	0.083	262	21.1	2.32	205	120	1.14	257	7.10	909	26.1	19.0	24	0.92
K286516		0.19	0.008	178	36.1	4.05	411	900	1.15	119.5	7.19	170.5	44.6	8.8	71	6.41
K286517		4.42	0.030	353	21.4	2.32	753	50	1.28	131.5	10.10	892	22.8	9.2	23	0.69
K286518		3.39	<0.005	278	4.79	3.18	10	590	0.93	18.70	16.10	31.2	28.5	2.9	21	2.46
K286519		7.95	0.026	220	23.8	3.12	23	1200	0.73	159.0	18.45	83.7	27.1	3.2	23	2.47
K286520		8.19	<0.005	346	21.4	2.83	34	270	0.95	57.0	12.00	21.3	23.2	2.3	22	1.43
K286521		5.17	0.056	576	63.2	3.15	403	520	1.07	273	11.15	370	30.9	8.5	34	1.23
K286522		4.10	0.009	264	3.90	4.22	839	1970	1.49	28.1	8.59	278	38.7	7.2	48	4.37
K286523		8.32	<0.005	143	2.92	4.36	189.0	1340	1.43	10.80	8.82	66.3	40.9	4.8	42	4.41
K286524		3.86	<0.005	<5	0.03	0.08	<5	20	0.08	0.10	21.2	0.47	1.80	1.9	1	0.18
K286525		8.75	0.075	124	3.96	3.99	33.6	890	1.31	64.5	9.83	2.40	36.0	3.8	53	3.70
K286526		8.50	<0.005	63	1.43	5.41	71.2	950	1.80	7.06	6.69	8.96	60.3	6.5	68	7.21
K286527		8.08	<0.005	38	3.06	5.54	178.0	890	1.91	3.52	5.04	30.2	56.1	8.1	74	10.15
K286528		8.94	<0.005	78	1.01	6.93	284	2080	2.29	2.00	5.61	12.05	66.9	7.9	74	8.94
K286529		3.38	<0.005	67	1.22	6.53	210	1690	2.16	1.62	5.55	10.65	64.1	7.6	71	8.10
K286530		8.88	<0.005	90	2.38	4.60	128.0	1880	1.49	8.34	8.10	6.92	55.9	4.9	53	7.36
K286531		9.27	<0.005	48	0.29	4.84	38.4	880	1.53	1.31	7.81	1.19	53.2	5.6	56	11.15
K286532		6.92	<0.005	34	0.42	6.09	95.0	1690	1.99	1.13	5.12	0.47	62.3	7.1	69	8.24
K286533		6.73	<0.005	31	0.34	4.52	70.1	1140	1.32	1.17	7.64	0.23	47.5	4.2	50	9.33
K286534		7.15	<0.005	71	0.61	4.89	197.0	880	1.45	3.30	7.71	65.5	52.0	7.7	55	4.19
K286535		6.80	0.012	57	15.05	4.18	118.5	1060	1.19	37.7	8.58	31.0	47.5	5.6	51	6.40
K286536		0.19	0.005	168	14.05	4.12	136.5	1340	1.35	46.4	7.79	48.4	48.0	6.9	64	5.82
K286537		6.18	<0.005	12	0.54	5.68	267	1100	2.13	3.77	4.73	1.48	60.1	8.7	78	8.37
K286538		6.34	<0.005	23	0.68	3.76	120.5	700	1.15	1.35	7.55	3.41	34.9	3.5	37	3.77
K286539		6.35	<0.005	27	0.74	4.92	305	830	1.75	1.38	9.15	9.40	53.9	7.5	63	8.02
K286540		6.70	<0.005	23	1.28	5.43	220	860	1.71	2.97	5.63	4.31	57.0	8.9	83	9.60
K286541		<0.02	<0.005	24	1.10	5.58	200	910	1.79	2.39	5.42	5.53	57.6	8.4	76	10.20
K286542		6.23	<0.005	13	0.95	6.15	241	1310	2.04	3.85	4.36	0.77	57.8	9.0	83	9.86
K286543		6.56	<0.005	36	3.01	4.82	851	1050	1.41	4.03	7.46	15.45	56.0	6.6	60	6.81
K286544		2.65	0.014	275	13.50	4.28	1350	1160	0.97	9.11	6.11	258	45.7	14.2	57	3.33
K286545		4.03	<0.005	<5	0.04	0.11	<5	20	0.06	0.06	21.7	0.36	1.48	1.4	2	0.20
K286546		4.11	<0.005	29	1.41	6.05	203	1260	1.61	2.39	6.02	5.66	52.7	7.7	73	6.32
K286547		6.56	0.005	38	1.63	5.11	98.8	1260	1.48	1.93	7.93	4.83	49.2	6.9	61	5.41
K286548		6.41	<0.005	14	0.78	4.61	248	1020	1.39	0.89	6.00	2.19	45.5	8.1	79	3.93

***** See Appendix Page for comments regarding this certificate *****

ALS Canada Ltd.
2103 Dollarton Hwy
North Vancouver BC V7H 0A7
Phone: 604 984 0221 Fax: 604 984 0218 www.alsglobal.com

To: **SILVER RANGE RESOURCES LTD.**
C/O ARCHER, CATHRO & ASSOCIATES (1981) LIMITED
1016-510 W HASTINGS ST
VANCOUVER BC V6B 1L8

Finalized Date: 29-JUL-2012
Account: RANSIL

Project: KEG (Main - Group 1)

CERTIFICATE OF ANALYSIS WH12155786

Sample Description	Method	ME-MS61	ME-MS61	ME-MS61	ME-MS61	ME-MS61	ME-MS61	ME-MS61	ME-MS61	ME-MS61	ME-MS61	ME-MS61	ME-MS61	ME-MS61	ME-MS61	ME-MS61
	Analyte	Cu	Fe	Ga	Ge	Hf	In	K	La	Li	Mg	Mn	Mo	Na	Nb	Ni
	Units	ppm	%	ppm	ppm	ppm	ppm	%	ppm	ppm	%	ppm	ppm	%	ppm	ppm
	LOR	0.2	0.01	0.05	0.05	0.1	0.005	0.01	0.5	0.2	0.01	5	0.05	0.01	0.1	0.2
K286513		750	5.93	12.20	0.23	1.4	11.80	2.93	20.2	30.1	2.71	778	1.66	0.12	8.2	38.8
K286514		1630	12.85	9.29	0.66	0.9	23.5	1.10	11.1	38.5	0.90	821	7.63	0.07	4.5	29.4
K286515		2350	11.60	11.55	0.56	0.6	48.0	0.06	15.5	38.4	0.84	3160	12.45	0.02	4.1	24.9
K286516		1085	5.29	12.10	0.31	1.3	9.51	1.70	24.4	38.2	2.16	1870	12.25	0.19	8.7	47.7
K286517		2890	6.30	11.80	0.27	0.7	48.2	0.07	13.0	23.9	1.09	4050	6.97	0.01	4.4	21.8
K286518		32.1	2.49	9.42	0.05	1.1	2.16	0.57	15.6	11.6	1.20	3590	4.92	0.02	5.3	21.5
K286519		67.1	2.39	7.12	0.12	1.1	4.33	0.89	14.5	10.0	1.20	3020	6.71	0.04	4.8	26.7
K286520		21.6	2.40	8.48	0.09	1.0	1.295	0.28	13.1	27.2	0.98	3430	6.55	0.02	5.1	15.5
K286521		3060	6.31	12.00	0.35	1.2	17.50	0.50	18.1	37.3	1.40	3960	13.90	0.03	6.0	34.3
K286522		751	3.14	12.30	0.13	1.5	14.80	1.76	19.3	87.4	1.95	2390	18.40	0.14	8.9	35.4
K286523		293	2.09	11.75	0.09	1.4	3.57	1.62	21.9	44.4	1.41	1620	8.70	0.15	8.4	33.2
K286524		3.6	0.42	0.38	0.08	<0.1	0.035	0.03	0.9	1.3	12.45	187	0.11	0.01	0.5	2.8
K286525		48.8	2.05	9.98	0.11	1.4	0.200	1.66	18.3	37.6	1.67	1520	8.72	0.18	7.7	32.7
K286526		104.5	2.06	14.10	0.12	2.0	0.542	2.17	31.3	59.3	1.81	818	14.20	0.33	11.0	45.4
K286527		242	2.33	13.65	0.21	2.0	0.747	2.41	28.4	65.2	1.63	509	11.45	0.35	11.3	54.9
K286528		282	2.03	16.50	0.17	2.3	0.700	4.22	34.9	49.0	1.70	566	11.00	0.38	13.7	46.6
K286529		364	1.98	15.50	0.16	2.2	0.644	3.70	33.5	48.5	1.70	546	10.80	0.38	12.8	43.2
K286530		65.9	2.19	11.65	0.13	1.7	0.392	3.20	29.7	28.5	2.45	1290	5.02	0.18	9.8	31.2
K286531		69.8	2.27	11.80	0.11	1.7	0.134	2.29	27.1	20.7	2.66	1050	4.20	0.23	9.8	31.0
K286532		104.5	1.76	15.45	0.18	2.2	0.057	3.97	31.5	44.5	1.98	398	6.43	0.24	12.6	39.2
K286533		76.4	1.60	10.45	0.10	1.6	0.061	1.82	23.5	28.7	2.41	708	4.20	0.21	9.2	27.3
K286534		151.5	2.24	12.40	0.14	1.8	3.86	1.86	26.7	29.4	2.42	1020	4.51	0.19	10.0	31.4
K286535		106.0	1.73	9.97	0.15	1.6	1.495	1.88	25.1	22.3	1.96	811	5.12	0.17	9.1	33.3
K286536		736	3.29	11.35	0.20	1.5	2.34	1.83	25.5	39.6	2.10	1640	12.95	0.21	9.1	46.3
K286537		143.5	2.24	13.85	0.19	2.1	0.070	3.34	30.3	48.0	2.06	317	11.90	0.22	11.7	47.6
K286538		89.2	1.11	7.53	0.07	1.2	0.128	1.47	18.6	21.2	1.14	385	6.24	0.12	6.8	23.0
K286539		163.0	1.95	12.00	0.13	1.8	0.416	2.23	28.3	24.7	1.97	529	7.84	0.18	10.5	39.7
K286540		192.0	2.29	13.05	0.18	2.0	0.206	2.48	29.2	40.9	2.04	406	13.15	0.27	11.3	47.5
K286541		181.0	2.28	12.90	0.18	2.0	0.258	2.83	29.5	41.9	1.92	413	13.00	0.32	11.4	46.3
K286542		172.0	2.22	13.80	0.20	2.1	0.049	3.43	28.3	50.1	1.53	213	12.75	0.22	12.6	47.0
K286543		418	2.05	11.25	0.16	1.9	0.799	2.07	29.0	24.2	2.39	673	6.93	0.17	10.2	34.1
K286544		3510	2.89	9.38	0.23	1.7	7.81	2.55	25.3	28.5	1.86	888	9.51	0.17	9.0	54.7
K286545		9.0	0.47	0.31	<0.05	<0.1	0.014	0.04	0.7	1.4	13.55	193	0.19	0.01	0.4	4.1
K286546		184.0	2.00	12.65	0.17	2.2	0.201	2.72	27.1	44.3	1.86	413	18.25	0.23	11.4	57.7
K286547		219	2.04	10.80	0.16	1.9	0.212	2.20	25.8	33.0	1.97	576	8.60	0.18	9.7	42.1
K286548		176.5	2.17	10.10	0.17	2.2	0.110	1.89	27.1	25.7	2.25	362	7.37	0.18	8.7	52.1

***** See Appendix Page for comments regarding this certificate *****

ALS Canada Ltd.
2103 Dollarton Hwy
North Vancouver BC V7H 0A7
Phone: 604 984 0221 Fax: 604 984 0218 www.alsglobal.com

To: **SILVER RANGE RESOURCES LTD.**
C/O ARCHER, CATHRO & ASSOCIATES (1981) LIMITED
1016-510 W HASTINGS ST
VANCOUVER BC V6B 1L8

Finalized Date: 29-JUL-2012
Account: RANSIL

Project: KEG (Main - Group 1)

CERTIFICATE OF ANALYSIS WH12155786

Sample Description	Method	ME-MS61	ME-MS61	ME-MS61	ME-MS61	ME-MS61	ME-MS61	ME-MS61	ME-MS61	ME-MS61	ME-MS61	ME-MS61	ME-MS61	ME-MS61	ME-MS61	ME-MS61
	Analyte	P	Pb	Rb	Re	S	Sb	Sc	Se	Sn	Sr	Ta	Te	Th	Ti	Tl
	Units	ppm	ppm	ppm	ppm	%	ppm	ppm	ppm	ppm	ppm	ppm	ppm	ppm	%	ppm
	LOR	10	0.5	0.1	0.002	0.01	0.05	0.1	1	0.2	0.2	0.05	0.05	0.2	0.005	0.02
K286513		790	28.2	142.5	0.009	3.86	3.00	8.6	31	59.9	105.0	0.56	0.11	5.7	0.243	1.20
K286514		420	918	57.0	0.011	7.61	4.89	3.5	128	82.3	87.0	0.31	0.92	2.7	0.132	0.54
K286515		520	931	3.8	0.012	8.20	16.90	3.0	111	165.0	36.7	0.28	0.85	2.5	0.116	0.08
K286516		1140	2670	84.6	0.014	2.66	12.70	8.4	58	154.0	186.5	0.56	0.62	6.0	0.249	0.84
K286517		550	785	4.7	0.015	4.86	22.3	3.3	67	276	37.7	0.32	0.60	2.7	0.131	0.14
K286518		620	354	35.1	0.003	0.16	10.05	3.7	7	283	46.7	0.37	0.07	3.3	0.153	0.21
K286519		610	1450	43.0	0.006	0.28	7.70	3.5	22	192.5	72.4	0.39	0.65	4.0	0.172	0.39
K286520		430	1415	19.6	0.006	0.16	8.16	3.2	18	330	54.6	0.37	0.20	3.0	0.156	0.19
K286521		650	2830	29.8	0.023	3.58	13.75	4.8	68	438	56.3	0.42	1.26	3.7	0.176	0.46
K286522		650	83.0	90.2	0.024	1.12	9.57	9.2	16	205	178.5	0.60	0.22	5.9	0.254	0.66
K286523		480	123.5	81.8	0.014	0.49	6.85	7.7	9	149.5	197.5	0.59	0.08	6.1	0.249	0.68
K286524		320	2.0	1.5	<0.002	0.01	0.05	0.3	1	0.5	46.4	<0.05	<0.05	<0.2	<0.005	<0.02
K286525		500	214	73.2	0.018	0.21	6.47	7.5	7	125.5	171.0	0.56	0.30	5.9	0.234	0.62
K286526		550	63.5	110.0	0.025	0.66	3.92	11.4	8	67.2	264	0.77	0.09	9.0	0.315	1.02
K286527		490	1710	134.5	0.024	1.11	5.67	11.6	29	34.4	245	0.76	0.31	9.1	0.318	1.17
K286528		610	26.1	206	0.020	0.71	3.84	14.1	8	76.2	332	0.96	0.05	11.1	0.367	1.81
K286529		580	26.8	178.0	0.022	0.72	3.44	13.4	8	70.1	314	0.89	0.05	10.6	0.352	1.56
K286530		680	131.5	140.5	0.017	0.28	4.33	9.8	6	89.4	206	0.67	0.07	7.4	0.289	1.13
K286531		610	7.9	97.1	0.013	0.46	4.14	10.1	5	47.9	237	0.69	<0.05	7.7	0.292	0.85
K286532		590	10.9	194.5	0.020	0.50	2.78	14.0	8	32.3	305	0.82	0.06	9.9	0.339	1.64
K286533		540	8.1	80.0	0.016	0.25	2.41	9.7	4	32.3	240	0.62	<0.05	7.1	0.274	0.66
K286534		540	8.5	83.5	0.017	0.76	3.03	10.3	11	60.8	235	0.66	0.06	7.3	0.293	0.73
K286535		620	674	85.1	0.015	0.41	3.79	8.8	22	56.5	230	0.65	0.23	6.9	0.267	0.83
K286536		1090	986	88.1	0.017	1.00	8.24	8.6	25	144.0	196.5	0.61	0.26	6.9	0.268	0.82
K286537		580	10.5	171.0	0.024	0.92	2.96	12.6	12	11.3	226	0.78	0.11	9.4	0.330	1.53
K286538		480	18.9	69.7	0.012	0.22	2.57	5.7	5	19.8	200	0.47	<0.05	5.2	0.209	0.56
K286539		550	13.2	106.5	0.022	0.62	3.10	10.7	9	24.5	238	0.71	0.07	7.9	0.295	0.90
K286540		550	25.9	126.5	0.033	0.89	3.13	11.9	13	18.9	220	0.77	0.10	8.9	0.319	1.19
K286541		530	22.4	140.0	0.031	0.88	3.37	11.9	12	22.5	221	0.76	0.09	8.8	0.318	1.36
K286542		470	16.9	155.5	0.022	0.98	4.69	12.3	13	10.5	288	0.86	0.12	9.4	0.351	1.69
K286543		640	185.5	96.2	0.018	0.65	4.91	10.0	12	35.3	269	0.69	0.12	7.8	0.304	0.82
K286544		760	65.0	117.0	0.021	1.81	4.16	8.1	31	219	214	0.66	0.17	7.0	0.299	0.97
K286545		230	1.9	1.7	<0.002	0.02	0.06	0.4	1	0.4	49.9	<0.05	<0.05	<0.2	0.007	<0.02
K286546		630	26.9	137.5	0.029	0.74	3.07	11.2	12	27.0	358	0.83	0.06	9.1	0.360	1.17
K286547		590	8.3	97.5	0.027	0.58	3.59	10.3	12	34.6	267	0.69	0.09	8.1	0.315	0.87
K286548		890	7.2	82.3	0.034	0.82	2.99	11.7	13	8.7	271	0.63	0.09	7.0	0.286	0.73

***** See Appendix Page for comments regarding this certificate *****

ALS Canada Ltd.
2103 Dollarton Hwy
North Vancouver BC V7H 0A7
Phone: 604 984 0221 Fax: 604 984 0218 www.alsglobal.com

To: **SILVER RANGE RESOURCES LTD.**
C/O ARCHER, CATHRO & ASSOCIATES (1981) LIMITED
1016-510 W HASTINGS ST
VANCOUVER BC V6B 1L8

Finalized Date: 29-JUL-2012
Account: RANSIL

Project: KEG (Main - Group 1)

CERTIFICATE OF ANALYSIS WH12155786

Sample Description	Method	ME-MS61	ME-MS61	ME-MS61	ME-MS61	ME-MS61	ME-MS61	Zn-OG62
	Analyte	U	V	W	Y	Zn	Zr	Zn
	Units	ppm	ppm	ppm	ppm	ppm	ppm	%
	LOR	0.1	1	0.1	0.1	2	0.5	0.001
K286513		2.8	69	19.6	22.6	9170	47.6	
K286514		2.0	58	23.2	11.6	>10000	29.4	2.47
K286515		2.6	81	2.4	12.4	>10000	17.2	4.72
K286516		3.1	122	2.9	24.6	8440	47.5	
K286517		2.1	71	4.5	12.2	>10000	16.5	4.89
K286518		2.8	80	1.6	14.7	2440	32.1	
K286519		3.0	113	1.4	15.1	4830	33.7	
K286520		2.0	57	1.5	11.6	1440	25.4	
K286521		2.7	125	7.4	14.8	>10000	33.0	2.29
K286522		3.4	204	1.6	21.8	>10000	50.7	1.480
K286523		3.0	152	1.2	21.2	4040	46.4	
K286524		0.6	2	0.1	0.9	53	<0.5	
K286525		3.1	129	1.0	21.1	231	44.3	
K286526		3.9	230	1.3	28.2	571	69.9	
K286527		3.6	207	1.4	26.0	2510	71.5	
K286528		4.1	217	1.5	28.2	738	80.3	
K286529		4.1	214	1.5	27.6	655	79.4	
K286530		3.1	129	1.0	27.4	482	57.9	
K286531		2.9	108	0.9	25.8	136	58.2	
K286532		3.7	173	1.3	27.1	68	81.4	
K286533		2.8	116	0.9	23.9	65	57.4	
K286534		3.0	121	0.9	26.4	3670	60.9	
K286535		3.1	143	1.1	23.7	1790	54.4	
K286536		3.4	130	2.6	25.4	3040	50.1	
K286537		3.9	233	1.3	27.8	139	77.4	
K286538		2.3	126	0.9	18.6	206	42.2	
K286539		3.1	173	1.3	25.4	580	63.1	
K286540		3.8	243	1.2	26.4	300	75.4	
K286541		3.8	237	1.3	25.4	365	74.2	
K286542		3.5	236	1.5	24.2	78	74.8	
K286543		3.4	152	1.0	26.8	997	64.6	
K286544		3.2	158	0.9	25.6	>10000	54.0	1.230
K286545		0.5	3	0.1	1.0	34	0.8	
K286546		4.1	282	1.9	28.5	317	77.0	
K286547		3.5	161	1.1	25.4	259	66.0	
K286548		4.1	119	0.9	31.6	155	76.2	

***** See Appendix Page for comments regarding this certificate *****

ALS Canada Ltd.
2103 Dollarton Hwy
North Vancouver BC V7H 0A7
Phone: 604 984 0221 Fax: 604 984 0218 www.alsglobal.com

To: **SILVER RANGE RESOURCES LTD.**
C/O ARCHER, CATHRO & ASSOCIATES (1981) LIMITED
1016- 510 W HASTINGS ST
VANCOUVER BC V6B 1L8

Finalized Date: 29- JUL- 2012
Account: RANSIL

Project: KEG (Main - Group 1)

CERTIFICATE OF ANALYSIS WH12155786

Method	CERTIFICATE COMMENTS
ME- MS61	Interference: Ca> 10% on ICP- MS As, ICP- AES results shown.
ME- MS61	REE's may not be totally soluble in this method.

ALS Canada Ltd.

2103 Dollarton Hwy
North Vancouver BC V7H 0A7
Phone: 604 984 0221 Fax: 604 984 0218 www.alsglobal.com

To: **SILVER RANGE RESOURCES LTD.**
C/O ARCHER, CATHRO & ASSOCIATES (1981) LIMITED
1016-510 W HASTINGS ST
VANCOUVER BC V6B 1L8

Finalized Date: 28-JUL-2012
Account: RANSIL

CERTIFICATE WH12155787

Project: KEG (Main - Group 1)

P.O. No.: Batch 35

This report is for 36 Drill Core samples submitted to our lab in Whitehorse, YT, Canada on 10-JUL-2012.

The following have access to data associated with this certificate:

MATT DUMALA	JOAN MARIACHER	

SAMPLE PREPARATION

ALS CODE	DESCRIPTION
WEI-21	Received Sample Weight
LOG-22	Sample login - Rcd w/o BarCode
CRU-31	Fine crushing - 70%<2mm
CRU-QC	Crushing QC Test
SPL-21	Split sample - riffle splitter
PUL-QC	Pulverizing QC Test
PUL-31	Pulverize split to 85%<75 um
LOG-22d	Sample login - Rcd w/o BarCode dup
SPL-21d	Split sample - duplicate
PUL-31d	Pulverize Split - duplicate
LOG-23	Pulp Login - Rcvd with Barcode

ANALYTICAL PROCEDURES

ALS CODE	DESCRIPTION	INSTRUMENT
Au-AA24	Au 50g FA AA finish	AAS
ME-OG62	Ore Grade Elements - Four Acid	ICP-AES
Sn-XRF05	Sn-Trace Level XRF Analysis	XRF
ME-MS61	48 element four acid ICP-MS	
Zn-OG62	Ore Grade Zn - Four Acid	VARIABLE

To: **SILVER RANGE RESOURCES LTD.**
ATTN: JOAN MARIACHER
C/O ARCHER, CATHRO & ASSOCIATES (1981) LIMITED
1016-510 W HASTINGS ST
VANCOUVER BC V6B 1L8

This is the Final Report and supersedes any preliminary report with this certificate number. Results apply to samples as submitted. All pages of this report have been checked and approved for release.

***** See Appendix Page for comments regarding this certificate *****

Signature: 

Colin Ramshaw, Vancouver Laboratory Manager

ALS Canada Ltd.
2103 Dollarton Hwy
North Vancouver BC V7H 0A7
Phone: 604 984 0221 Fax: 604 984 0218 www.alsglobal.com

To: **SILVER RANGE RESOURCES LTD.**
C/O ARCHER, CATHRO & ASSOCIATES (1981) LIMITED
1016-510 W HASTINGS ST
VANCOUVER BC V6B 1L8

Finalized Date: 28-JUL-2012
Account: RANSIL

Project: KEG (Main - Group 1)

CERTIFICATE OF ANALYSIS WH12155787

Sample Description	Method / Analyte / Units / LOR	WEI-21 Recvd Wt. kg 0.02	Au-AA24 Au ppm 0.005	Sn-XRF05 Sn ppm 5	ME-MS61 Ag ppm 0.01	ME-MS61 Al % 0.01	ME-MS61 As ppm 0.2	ME-MS61 Ba ppm 10	ME-MS61 Be ppm 0.05	ME-MS61 Bi ppm 0.01	ME-MS61 Ca % 0.01	ME-MS61 Cd ppm 0.02	ME-MS61 Ce ppm 0.01	ME-MS61 Co ppm 0.1	ME-MS61 Cr ppm 1	ME-MS61 Cs ppm 0.05
K286549		7.78	<0.005	13	0.57	5.26	172.5	1030	1.49	0.58	5.99	1.18	47.0	7.3	80	3.56
K286550		7.67	<0.005	146	2.38	4.32	246	970	0.96	5.00	10.40	14.90	39.7	6.1	63	3.43
K286551		7.33	<0.005	51	1.54	4.53	86.8	900	1.46	3.19	9.02	2.98	43.0	5.9	58	4.56
K286552		4.56	0.010	41	0.43	4.74	6.0	690	1.26	13.45	7.03	45.3	41.7	8.3	99	4.43
K286553		3.47	<0.005	<5	0.01	0.08	<5	50	0.05	0.04	21.9	0.12	1.35	1.2	1	0.26
K286554		7.50	<0.005	36	0.66	4.46	18.1	660	1.42	5.36	7.48	19.95	48.0	8.6	81	5.68
K286555		7.69	0.038	54	1.28	4.17	6.6	570	1.33	63.4	7.97	175.0	40.9	6.9	90	12.25
K286556		6.91	<0.005	50	0.72	4.65	7.1	2070	1.59	3.60	7.68	27.7	50.5	6.0	85	9.27
K286557		0.19	0.021	272	24.2	4.12	1035	590	1.11	91.1	8.50	307	43.7	12.7	56	4.61
K286558		6.96	<0.005	26	0.31	5.55	7.0	1820	1.59	2.23	7.04	6.09	56.4	8.1	83	7.24
K286559		7.79	<0.005	45	0.23	5.08	3.6	2290	1.42	1.28	7.17	12.60	53.2	6.9	71	12.35
K286560		2.69	<0.005	93	0.52	3.47	1.2	700	1.07	0.68	9.42	121.5	41.0	9.9	49	14.80
K286561		5.13	<0.005	44	0.39	4.37	1.1	1540	1.26	2.13	7.28	44.5	49.9	6.1	73	8.27
K286562		<0.02	<0.005	40	0.30	4.29	1.4	1550	1.26	1.81	7.15	28.8	49.7	5.6	69	7.92
K286563		8.07	0.009	32	0.46	4.17	38.9	900	1.27	20.4	6.66	5.06	42.7	7.4	70	2.32
K286564		8.20	0.039	84	1.18	3.95	10.2	490	1.47	158.5	8.11	129.0	40.2	5.7	94	2.34
K286565		8.24	0.040	55	0.61	3.90	24.3	940	1.21	77.1	6.38	57.2	40.7	4.6	90	2.11
K286566		8.18	0.138	99	1.58	3.85	14.1	470	1.35	405	7.61	208	36.6	5.4	77	2.20
K286567		8.52	0.018	64	1.44	4.29	27.9	1020	1.35	54.8	8.38	97.3	43.6	6.1	109	1.83
K286568		7.46	0.007	15	0.40	4.92	34.5	1270	1.42	9.63	5.39	7.14	48.3	9.3	83	4.70
K286569		3.27	0.006	16	0.38	5.20	28.7	1340	1.55	8.27	5.46	5.80	48.9	9.2	82	5.07
K286570		7.80	0.007	7	0.31	5.37	6.0	1160	1.68	4.32	3.84	3.54	71.7	9.7	121	7.11
K286571		7.47	0.009	11	0.32	5.52	3.9	1050	1.68	4.38	3.15	3.79	52.8	10.1	111	8.31
K286572		7.34	0.008	15	0.31	4.78	30.2	1500	1.28	13.70	4.92	11.05	44.3	8.2	63	2.28
K286573		8.30	0.007	22	0.46	4.64	8.3	660	1.23	18.10	5.62	12.50	47.6	9.0	64	1.92
K286574		3.42	0.007	32	0.49	4.02	14.6	580	0.95	18.15	7.49	15.95	40.6	8.0	49	3.00
K286575		2.72	<0.005	<5	0.01	0.06	<5	20	0.05	0.05	20.4	0.08	1.16	1.0	<1	0.13
K286576		4.99	0.007	12	0.32	5.23	10.7	1540	1.63	10.10	3.70	3.90	55.8	9.4	97	7.37
K286577		7.79	0.012	6	0.24	4.99	59.3	1360	1.55	7.35	3.37	1.16	53.6	9.1	91	6.85
K286578		7.79	0.026	9	0.25	4.68	3.6	850	1.41	14.15	3.09	0.25	50.6	9.4	73	6.86
K286579		8.05	0.010	11	0.36	5.20	5.1	1000	1.73	7.66	2.83	1.09	57.1	12.7	79	9.14
K286580		8.13	<0.005	7	0.36	4.88	8.7	1370	1.75	6.38	2.74	4.02	47.1	16.7	85	7.74
K286581		0.19	0.005	170	15.45	4.44	121.0	1470	1.28	47.6	7.89	55.9	46.6	7.7	71	5.49
K286582		7.57	0.005	7	0.23	4.98	4.3	1080	1.79	4.62	2.07	1.40	50.0	15.2	99	11.00
K286583		8.06	<0.005	9	0.33	4.52	6.5	1290	1.64	5.35	2.34	2.04	50.7	15.5	76	8.28
K286584		7.81	0.005	7	0.32	4.90	9.7	1070	1.72	5.16	2.20	1.54	48.2	14.6	83	9.96

***** See Appendix Page for comments regarding this certificate *****

ALS Canada Ltd.
2103 Dollarton Hwy
North Vancouver BC V7H 0A7
Phone: 604 984 0221 Fax: 604 984 0218 www.alsglobal.com

To: **SILVER RANGE RESOURCES LTD.**
C/O ARCHER, CATHRO & ASSOCIATES (1981) LIMITED
1016-510 W HASTINGS ST
VANCOUVER BC V6B 1L8

Finalized Date: 28-JUL-2012
Account: RANSIL

Project: KEG (Main - Group 1)

CERTIFICATE OF ANALYSIS WH12155787

Sample Description	Method	ME-MS61	ME-MS61	ME-MS61	ME-MS61	ME-MS61	ME-MS61	ME-MS61	ME-MS61	ME-MS61	ME-MS61	ME-MS61	ME-MS61	ME-MS61	ME-MS61	ME-MS61
	Analyte	Cu	Fe	Ga	Ge	Hf	In	K	La	Li	Mg	Mn	Mo	Na	Nb	Ni
	Units	ppm	%	ppm	ppm	ppm	ppm	%	ppm	ppm	%	ppm	ppm	%	ppm	ppm
	LOR	0.2	0.01	0.05	0.05	0.1	0.005	0.01	0.5	0.2	0.01	5	0.05	0.01	0.1	0.2
K286549		160.0	1.92	11.80	0.16	2.1	0.087	2.25	23.5	29.4	2.21	321	5.53	0.20	9.9	45.5
K286550		208	2.00	9.60	0.15	1.9	0.513	1.65	23.7	28.3	2.01	1000	6.06	0.15	8.7	44.2
K286551		131.0	1.88	9.66	0.13	1.9	0.213	1.87	24.6	27.5	2.21	743	6.46	0.18	8.9	45.7
K286552		370	4.26	11.95	0.20	2.0	0.960	2.03	23.4	11.5	3.06	744	12.35	0.22	9.4	46.1
K286553		2.7	0.44	0.22	<0.05	<0.1	0.005	0.03	0.6	1.2	13.60	188	0.15	0.01	0.4	3.4
K286554		293	3.95	11.60	0.20	2.0	0.570	2.56	26.6	22.0	3.33	801	18.80	0.20	9.3	58.3
K286555		426	5.21	11.45	0.23	1.7	3.37	1.45	24.1	19.3	2.45	985	15.75	0.20	8.0	46.7
K286556		134.5	2.70	10.65	0.16	2.1	0.525	2.11	28.8	26.1	2.34	969	12.25	0.23	9.4	45.0
K286557		1960	6.07	11.05	0.37	1.3	23.6	1.51	23.7	30.6	2.15	2670	17.50	0.17	8.5	50.8
K286558		117.0	2.63	12.20	0.18	2.3	0.117	2.87	34.8	16.2	2.20	605	9.63	0.40	11.1	55.8
K286559		124.0	2.51	11.40	0.15	2.0	0.264	2.56	30.7	18.4	2.47	953	7.99	0.30	9.9	44.7
K286560		427	4.37	9.86	0.17	1.5	2.31	0.33	23.2	29.5	3.10	1970	7.04	0.12	7.9	29.0
K286561		174.5	2.67	10.90	0.15	1.8	0.877	1.94	28.1	16.5	2.47	922	8.70	0.27	8.8	36.7
K286562		145.0	2.45	10.55	0.15	1.8	0.585	1.96	27.9	15.3	2.47	889	8.43	0.26	8.8	36.0
K286563		377	4.01	10.20	0.20	1.7	0.217	2.73	24.5	10.8	3.11	632	8.06	0.25	8.2	46.3
K286564		612	5.51	11.60	0.25	1.7	3.79	1.84	23.5	14.4	2.72	879	19.20	0.21	8.2	46.1
K286565		355	3.41	10.35	0.17	1.6	1.485	2.14	24.4	12.8	2.01	694	14.85	0.20	7.6	41.6
K286566		653	6.12	10.55	0.27	1.5	4.71	2.04	21.1	14.8	2.47	984	12.15	0.19	7.4	40.0
K286567		389	4.53	11.30	0.22	1.7	2.41	1.84	26.9	13.6	2.63	1040	18.60	0.28	8.3	50.5
K286568		268	3.52	12.20	0.19	1.9	0.230	2.55	26.2	16.8	3.28	499	7.83	0.47	8.9	61.5
K286569		278	3.63	13.05	0.20	2.0	0.191	2.70	26.4	17.6	3.26	501	7.83	0.48	9.6	61.8
K286570		213	2.92	13.15	0.22	2.1	0.095	2.59	40.6	20.5	2.16	247	23.6	0.61	9.8	83.7
K286571		213	2.96	13.80	0.20	2.3	0.105	2.86	26.8	31.8	2.07	249	20.4	0.59	10.4	76.7
K286572		261	3.12	11.40	0.18	1.6	0.345	2.35	22.8	6.0	2.85	471	2.72	0.36	8.4	49.0
K286573		450	4.46	10.90	0.19	1.7	0.398	2.04	23.7	5.8	3.55	526	2.69	0.26	8.7	45.5
K286574		498	4.38	9.52	0.19	1.7	0.603	2.47	20.4	10.8	4.08	749	1.50	0.18	8.7	35.9
K286575		3.5	0.43	0.18	<0.05	<0.1	<0.005	0.02	0.5	0.9	12.75	181	0.24	0.01	0.2	3.2
K286576		290	3.20	13.20	0.19	2.0	0.143	2.64	29.6	26.1	2.28	266	11.05	0.34	9.7	71.3
K286577		225	2.72	12.80	0.18	2.0	0.063	2.42	29.1	22.3	2.13	241	7.52	0.36	9.0	76.7
K286578		187.0	2.72	12.40	0.14	1.9	0.043	2.19	26.6	16.3	2.13	257	0.76	0.36	8.5	69.2
K286579		338	4.03	13.95	0.21	2.2	0.054	2.57	29.9	19.7	2.15	263	10.75	0.50	9.9	62.8
K286580		323	3.85	14.40	0.21	2.0	0.136	2.37	25.4	17.2	2.08	288	45.0	0.47	9.0	78.5
K286581		793	3.44	12.40	0.23	1.6	2.45	1.82	24.6	39.0	2.14	1700	13.25	0.23	9.1	47.4
K286582		179.0	2.96	15.15	0.20	1.9	0.062	2.43	26.8	25.2	1.60	221	11.40	0.47	9.6	61.0
K286583		283	3.44	13.55	0.21	1.9	0.070	2.16	26.6	18.9	1.68	256	15.35	0.43	8.6	58.6
K286584		240	3.42	13.95	0.22	2.0	0.054	2.48	25.8	19.2	1.57	220	16.55	0.38	9.5	66.5

***** See Appendix Page for comments regarding this certificate *****

ALS Canada Ltd.
2103 Dollarton Hwy
North Vancouver BC V7H 0A7
Phone: 604 984 0221 Fax: 604 984 0218 www.alsglobal.com

To: **SILVER RANGE RESOURCES LTD.**
C/O ARCHER, CATHRO & ASSOCIATES (1981) LIMITED
1016- 510 W HASTINGS ST
VANCOUVER BC V6B 1L8

Finalized Date: 28- JUL- 2012
Account: RANSIL

Project: KEG (Main - Group 1)

CERTIFICATE OF ANALYSIS WH12155787

Sample Description	Method	ME-MS61	ME-MS61	ME-MS61	ME-MS61	ME-MS61	ME-MS61	ME-MS61	ME-MS61	ME-MS61	ME-MS61	ME-MS61	ME-MS61	ME-MS61	ME-MS61	ME-MS61
	Analyte	P	Pb	Rb	Re	S	Sb	Sc	Se	Sn	Sr	Ta	Te	Th	Ti	Tl
	Units	ppm	ppm	ppm	ppm	%	ppm	ppm	ppm	ppm	ppm	ppm	ppm	ppm	%	ppm
	LOR	10	0.5	0.1	0.002	0.01	0.05	0.1	1	0.2	0.2	0.05	0.05	0.2	0.005	0.02
K286549		630	7.1	100.0	0.027	0.69	2.23	11.1	12	10.7	251	0.72	0.08	7.8	0.328	0.89
K286550		1460	143.5	74.8	0.032	0.41	4.56	10.2	10	143.5	237	0.63	0.06	6.2	0.266	0.65
K286551		1020	37.6	84.7	0.028	0.30	3.20	10.0	7	47.8	218	0.65	0.05	6.5	0.278	0.72
K286552		3440	6.0	77.1	0.017	2.24	1.87	8.9	16	28.4	245	0.68	0.16	7.1	0.314	0.73
K286553		230	1.8	1.4	<0.002	0.01	<0.05	0.3	1	0.2	49.0	<0.05	<0.05	<0.2	<0.005	<0.02
K286554		2650	24.2	102.5	0.023	1.67	2.66	8.3	13	27.9	226	0.69	0.09	7.1	0.302	0.90
K286555		4950	34.8	55.2	0.018	3.01	3.70	7.4	21	35.2	208	0.60	0.38	6.2	0.277	0.49
K286556		3650	35.1	79.8	0.016	0.75	3.36	8.7	9	41.8	282	0.70	<0.05	7.7	0.322	0.66
K286557		860	1500	68.5	0.018	2.85	8.76	6.6	57	234	168.5	0.62	0.50	6.3	0.274	0.66
K286558		4150	10.7	112.0	0.011	0.98	2.88	10.5	11	20.6	364	0.79	<0.05	9.1	0.356	0.91
K286559		3520	6.9	96.6	0.012	0.88	2.37	9.1	8	39.9	294	0.72	<0.05	8.0	0.335	0.81
K286560		2300	4.5	15.9	0.007	1.76	2.54	5.5	12	74.5	207	0.57	<0.05	6.2	0.259	0.13
K286561		3270	7.1	74.8	0.012	1.03	1.74	7.7	8	37.8	209	0.66	<0.05	7.2	0.298	0.62
K286562		3130	6.6	75.1	0.012	0.88	1.65	7.7	7	33.9	209	0.64	<0.05	7.2	0.295	0.62
K286563		3520	5.8	99.4	0.012	1.89	1.19	7.7	16	25.0	210	0.61	0.42	6.3	0.265	0.87
K286564		5430	12.9	67.5	0.018	2.89	1.76	7.2	24	64.3	238	0.60	1.25	6.1	0.267	0.63
K286565		3740	6.0	76.1	0.016	1.67	1.69	7.1	13	43.8	238	0.56	0.69	6.0	0.257	0.67
K286566		4310	17.1	71.1	0.014	3.28	1.63	6.6	28	69.3	212	0.56	1.50	5.6	0.254	0.66
K286567		5160	44.3	62.8	0.018	2.12	1.61	7.5	18	52.4	257	0.62	0.40	6.6	0.285	0.54
K286568		1440	8.8	105.5	0.015	1.59	1.30	9.4	15	11.7	218	0.66	0.15	7.6	0.301	1.14
K286569		1350	8.9	115.0	0.013	1.69	1.31	9.9	15	12.2	228	0.70	0.14	7.9	0.314	1.20
K286570		4190	8.7	125.5	0.033	1.32	1.20	10.7	17	5.7	249	0.74	0.10	8.5	0.321	1.41
K286571		1000	10.0	147.5	0.028	1.32	1.15	11.2	16	7.0	239	0.76	0.10	9.0	0.341	1.61
K286572		960	7.7	81.2	0.010	1.32	1.39	7.9	12	12.0	262	0.63	0.21	6.7	0.280	0.81
K286573		1130	7.8	72.7	0.010	1.93	1.61	7.8	15	16.1	256	0.64	0.26	6.7	0.293	0.73
K286574		1060	7.2	94.8	0.005	1.76	2.85	7.8	15	27.5	172.0	0.63	0.24	6.7	0.285	0.95
K286575		170	1.9	1.0	<0.002	<0.01	<0.05	0.3	1	<0.2	43.5	<0.05	<0.05	<0.2	<0.005	<0.02
K286576		1710	8.3	136.5	0.020	1.42	1.14	10.5	15	9.6	260	0.71	0.20	8.2	0.315	1.45
K286577		1630	6.9	124.5	0.015	1.14	1.02	10.5	12	6.1	212	0.66	0.17	8.0	0.295	1.36
K286578		730	5.9	118.5	0.006	0.96	0.89	10.6	8	5.0	170.5	0.63	0.46	7.4	0.283	1.33
K286579		690	8.0	148.5	0.020	1.68	0.86	11.3	13	8.7	197.0	0.73	0.23	8.4	0.320	1.80
K286580		870	9.4	133.0	0.098	1.75	1.16	12.5	11	7.1	196.5	0.60	0.18	6.7	0.280	1.56
K286581		1150	1030	93.4	0.016	0.98	8.50	9.0	27	150.0	215	0.63	0.24	6.6	0.285	0.87
K286582		950	10.2	164.0	0.034	1.18	1.05	13.1	9	5.0	168.0	0.64	0.16	7.2	0.276	2.05
K286583		1120	10.9	132.0	0.037	1.54	1.25	12.1	9	6.4	175.5	0.59	0.19	6.5	0.260	1.55
K286584		840	11.3	153.5	0.040	1.61	1.41	13.0	9	6.7	262	0.63	0.17	7.2	0.289	1.80

***** See Appendix Page for comments regarding this certificate *****

ALS Canada Ltd.
2103 Dollarton Hwy
North Vancouver BC V7H 0A7
Phone: 604 984 0221 Fax: 604 984 0218 www.alsglobal.com

To: **SILVER RANGE RESOURCES LTD.**
C/O ARCHER, CATHRO & ASSOCIATES (1981) LIMITED
1016-510 W HASTINGS ST
VANCOUVER BC V6B 1L8

Finalized Date: 28-JUL-2012
Account: RANSIL

Project: KEG (Main - Group 1)

CERTIFICATE OF ANALYSIS WH12155787

Sample Description	Method	ME-MS61	ME-MS61	ME-MS61	ME-MS61	ME-MS61	ME-MS61	Zn-OG62
	Analyte	U	V	W	Y	Zn	Zr	Zn
	Units	ppm	ppm	ppm	ppm	ppm	ppm	%
	LOR	0.1	1	0.1	0.1	2	0.5	0.001
K286549		3.3	123	1.9	27.4	97	70.4	
K286550		4.0	107	1.1	32.1	766	66.8	
K286551		3.7	106	1.1	28.9	248	63.4	
K286552		4.1	213	16.6	31.8	2770	66.2	
K286553		0.7	2	0.1	1.0	20	<0.5	
K286554		4.0	225	5.7	34.6	1260	68.2	
K286555		4.6	184	12.1	33.4	>10000	57.1	1.075
K286556		4.1	155	2.6	34.0	1870	67.8	
K286557		3.3	110	5.6	23.3	>10000	38.9	1.435
K286558		4.3	151	1.5	43.3	429	81.3	
K286559		4.4	141	4.5	36.9	931	68.3	
K286560		3.0	99	13.8	25.3	7890	47.7	
K286561		3.7	117	4.9	32.0	2850	60.5	
K286562		3.7	116	3.5	31.7	1870	59.7	
K286563		3.3	137	13.7	32.1	284	55.8	
K286564		5.0	197	38.6	34.0	6970	57.8	
K286565		4.0	152	6.7	29.7	3260	52.5	
K286566		3.9	160	41.8	29.4	>10000	48.1	1.220
K286567		4.7	206	21.0	34.8	5730	59.0	
K286568		3.2	164	3.0	30.8	466	65.1	
K286569		3.2	163	2.2	31.5	371	68.7	
K286570		5.9	292	2.2	49.8	303	74.7	
K286571		4.5	309	3.3	30.4	284	80.0	
K286572		2.2	103	6.1	25.2	620	54.0	
K286573		2.3	101	7.5	29.3	725	56.0	
K286574		2.2	76	4.7	29.0	844	56.1	
K286575		0.6	1	0.1	0.8	17	<0.5	
K286576		4.0	195	2.4	34.8	254	71.8	
K286577		3.5	158	1.7	34.5	110	69.6	
K286578		2.2	86	2.9	29.2	50	65.1	
K286579		3.1	205	2.8	31.2	105	76.4	
K286580		6.3	430	3.8	29.9	282	78.7	
K286581		3.5	138	2.6	26.5	3200	51.2	
K286582		3.5	220	1.5	29.4	129	73.8	
K286583		4.4	217	1.6	31.7	162	68.7	
K286584		5.4	300	2.5	29.6	137	76.3	

***** See Appendix Page for comments regarding this certificate *****

ALS Canada Ltd.
2103 Dollarton Hwy
North Vancouver BC V7H 0A7
Phone: 604 984 0221 Fax: 604 984 0218 www.alsglobal.com

To: **SILVER RANGE RESOURCES LTD.**
C/O ARCHER, CATHRO & ASSOCIATES (1981) LIMITED
1016- 510 W HASTINGS ST
VANCOUVER BC V6B 1L8

Page: Appendix 1
Total # Appendix Pages: 1
Finalized Date: 28- JUL- 2012
Account: RANSIL

Project: KEG (Main - Group 1)

CERTIFICATE OF ANALYSIS WH12155787

Method	CERTIFICATE COMMENTS
ME- MS61	Interference: Ca> 10% on ICP- MS As, ICP- AES results shown.
ME- MS61	REE's may not be totally soluble in this method.

ALS Canada Ltd.

2103 Dollarton Hwy
North Vancouver BC V7H 0A7
Phone: 604 984 0221 Fax: 604 984 0218 www.alsglobal.com

To: **SILVER RANGE RESOURCES LTD.**
C/O ARCHER, CATHRO & ASSOCIATES (1981) LIMITED
1016-510 W HASTINGS ST
VANCOUVER BC V6B 1L8

Finalized Date: 28-JUL-2012
Account: RANSIL

CERTIFICATE WH12155788

Project: Keg (Main - Group 1)

P.O. No.: Batch 36

This report is for 36 Drill Core samples submitted to our lab in Whitehorse, YT, Canada on 10-JUL-2012.

The following have access to data associated with this certificate:

MATT DUMALA	JOAN MARIACHER	

SAMPLE PREPARATION

ALS CODE	DESCRIPTION
WEI-21	Received Sample Weight
LOG-22	Sample login - Rcd w/o BarCode
CRU-31	Fine crushing - 70%<2mm
CRU-QC	Crushing QC Test
SPL-21	Split sample - riffle splitter
PUL-QC	Pulverizing QC Test
PUL-31	Pulverize split to 85%<75 um
LOG-22d	Sample login - Rcd w/o BarCode dup
SPL-21d	Split sample - duplicate
PUL-31d	Pulverize Split - duplicate
LOG-23	Pulp Login - Rcvd with Barcode

ANALYTICAL PROCEDURES

ALS CODE	DESCRIPTION	INSTRUMENT
Au-AA24	Au 50g FA AA finish	AAS
ME-OG62	Ore Grade Elements - Four Acid	ICP-AES
Sn-XRF05	Sn-Trace Level XRF Analysis	XRF
ME-MS61	48 element four acid ICP-MS	
Ag-OG62	Ore Grade Ag - Four Acid	VARIABLE
Pb-OG62	Ore Grade Pb - Four Acid	VARIABLE
Zn-OG62	Ore Grade Zn - Four Acid	VARIABLE

To: **SILVER RANGE RESOURCES LTD.**
ATTN: JOAN MARIACHER
C/O ARCHER, CATHRO & ASSOCIATES (1981) LIMITED
1016-510 W HASTINGS ST
VANCOUVER BC V6B 1L8

This is the Final Report and supersedes any preliminary report with this certificate number. Results apply to samples as submitted. All pages of this report have been checked and approved for release.

***** See Appendix Page for comments regarding this certificate *****

Signature: 

Colin Ramshaw, Vancouver Laboratory Manager

ALS Canada Ltd.
2103 Dollarton Hwy
North Vancouver BC V7H 0A7
Phone: 604 984 0221 Fax: 604 984 0218 www.alsglobal.com

To: **SILVER RANGE RESOURCES LTD.**
C/O ARCHER, CATHRO & ASSOCIATES (1981) LIMITED
1016-510 W HASTINGS ST
VANCOUVER BC V6B 1L8

Finalized Date: 28-JUL-2012
Account: RANSIL

Project: Keg (Main - Group 1)

CERTIFICATE OF ANALYSIS WH12155788

Sample Description	Method	WEI-21	Au-AA24	Sn-XRF05	ME-MS61	ME-MS61	ME-MS61	ME-MS61	ME-MS61	ME-MS61	ME-MS61	ME-MS61	ME-MS61	ME-MS61	ME-MS61	ME-MS61
	Analyte	Recvd Wt.	Au	Sn	Ag	Al	As	Ba	Be	Bi	Ca	Cd	Ce	Co	Cr	Cs
	Units	kg	ppm	ppm	ppm	%	ppm	ppm	ppm	ppm	%	ppm	ppm	ppm	ppm	ppm
	LOR	0.02	0.005	5	0.01	0.01	0.2	10	0.05	0.01	0.01	0.02	0.01	0.1	1	0.05
K284628		7.99	0.005	14	0.63	4.90	14.7	850	1.43	11.30	4.07	0.61	46.4	9.0	74	7.15
K284629		3.43	0.006	14	0.44	4.57	18.8	480	1.28	1.99	4.53	0.53	42.0	8.5	89	4.42
K284630		6.68	<0.005	31	0.44	5.28	128.5	980	1.72	1.33	4.77	0.82	46.8	8.8	73	10.20
K284631		5.40	<0.005	494	35.9	3.72	521	490	1.36	59.7	11.80	104.0	36.2	7.1	55	10.10
K284632		0.19	0.008	176	37.6	4.09	346	520	1.13	128.0	6.94	176.0	42.1	9.5	68	5.98
K284633		8.90	<0.005	536	12.65	3.87	3070	300	1.05	25.3	11.00	106.0	45.7	7.5	69	12.85
K284634		8.68	<0.005	386	32.3	4.49	203	710	1.44	51.4	9.64	62.8	44.7	6.8	58	16.05
K284635		3.45	<0.005	418	40.4	4.45	946	1180	1.17	53.6	8.62	99.8	41.0	8.2	58	4.12
K284636		2.72	0.011	872	>100	3.79	5410	370	1.19	205	10.10	480	37.5	13.1	52	2.25
K284637		2.61	<0.005	<5	0.27	0.08	<5	20	0.06	0.37	21.5	0.86	1.27	1.5	2	0.14
K284638		4.55	<0.005	324	18.55	4.98	421	870	1.61	43.0	8.23	79.4	47.4	7.7	69	9.32
K284639		6.78	<0.005	547	52.5	2.78	3720	170	1.10	115.0	12.85	139.5	33.8	5.7	32	1.15
K284640		3.99	0.009	1265	>100	1.56	44.6	180	0.37	649	2.07	824	24.1	7.0	20	2.75
K284641		3.46	<0.005	198	32.4	5.69	16.4	510	2.11	38.3	5.13	277	59.8	6.9	73	5.91
K284642		5.33	0.005	506	>100	2.39	161.0	220	0.56	134.0	4.16	528	44.3	9.1	50	2.24
K284643		4.23	<0.005	<5	0.19	0.08	<5	30	0.07	0.24	20.7	0.76	1.58	1.5	2	0.18
K284644		5.04	<0.005	243	81.8	4.63	16.8	570	1.40	130.0	3.62	253	43.9	8.4	47	3.74
K284645		3.65	0.006	607	>100	3.26	34.7	150	0.99	8.97	3.03	>1000	30.6	17.7	27	2.11
K284646		2.08	<0.005	62	17.50	4.62	11	410	1.44	19.60	10.80	40.8	41.3	3.8	44	4.22
K284647		2.53	<0.005	306	77.0	5.18	7.3	130	1.55	14.45	6.09	742	50.7	9.0	67	2.13
K284648		4.59	<0.005	20	3.09	3.09	10	580	0.90	1.02	20.4	12.65	29.8	4.9	30	2.30
K284649		<0.02	<0.005	18	2.96	2.98	16	560	0.85	0.95	19.65	12.15	28.7	4.8	34	2.23
K284650		4.15	<0.005	9	0.34	3.26	9	510	0.81	0.24	12.35	1.62	30.7	3.6	26	1.75
K284651		6.57	<0.005	16	2.08	2.50	10	760	0.58	1.16	11.85	12.85	17.85	2.2	17	2.23
K284652		6.49	<0.005	12	0.65	2.68	26	570	0.61	0.23	13.75	6.80	22.5	3.1	25	1.71
K284653		6.71	<0.005	12	0.39	2.59	12	530	0.71	0.10	17.15	1.34	22.2	3.2	39	1.72
K284654		3.84	<0.005	14	1.12	2.68	13	550	0.75	0.20	17.20	1.60	23.4	3.4	46	1.60
K284655		3.46	<0.005	452	25.7	3.73	269	600	0.88	46.6	9.15	47.0	37.4	6.0	41	2.26
K284656		3.92	<0.005	124	19.55	3.28	44.4	1460	0.98	37.7	7.84	25.7	34.5	6.2	79	3.43
K284657		5.68	<0.005	20	0.62	2.75	23	1040	0.81	0.48	17.70	15.95	28.0	5.5	118	1.89
K284658		6.41	<0.005	8	0.74	2.89	10	750	0.84	0.40	17.55	9.79	29.2	4.7	183	2.29
K284659		0.19	0.007	169	13.30	4.19	129.0	1390	1.04	53.6	7.81	57.0	45.2	6.3	68	5.05
K284660		6.68	<0.005	23	0.54	2.80	19	840	0.67	0.68	14.35	5.77	29.8	4.4	96	7.63
K284661		6.82	<0.005	15	0.85	2.25	7	780	0.63	1.07	16.05	6.61	28.2	3.2	97	2.94
K284662		6.36	<0.005	11	0.87	3.07	15	860	0.78	0.91	15.85	6.64	32.9	6.3	122	3.35
K284663		7.04	<0.005	9	0.76	2.42	<5	850	0.70	0.28	15.80	6.27	30.3	3.5	114	1.79

***** See Appendix Page for comments regarding this certificate *****

ALS Canada Ltd.
2103 Dollarton Hwy
North Vancouver BC V7H 0A7
Phone: 604 984 0221 Fax: 604 984 0218 www.alsglobal.com

To: **SILVER RANGE RESOURCES LTD.**
C/O ARCHER, CATHRO & ASSOCIATES (1981) LIMITED
1016-510 W HASTINGS ST
VANCOUVER BC V6B 1L8

Finalized Date: 28-JUL-2012
Account: RANSIL

Project: Keg (Main - Group 1)

CERTIFICATE OF ANALYSIS WH12155788

Sample Description	Method	ME-MS61	ME-MS61	ME-MS61	ME-MS61	ME-MS61	ME-MS61	ME-MS61	ME-MS61	ME-MS61	ME-MS61	ME-MS61	ME-MS61	ME-MS61	ME-MS61	ME-MS61
	Analyte	Cu	Fe	Ga	Ge	Hf	In	K	La	Li	Mg	Mn	Mo	Na	Nb	Ni
	Units	ppm	%	ppm	ppm	ppm	ppm	%	ppm	ppm	%	ppm	ppm	%	ppm	ppm
	LOR	0.2	0.01	0.05	0.05	0.1	0.005	0.01	0.5	0.2	0.01	5	0.05	0.01	0.1	0.2
K284628		105.5	2.16	12.90	0.21	1.8	0.039	2.43	23.1	42.2	2.34	310	2.04	0.26	9.1	50.6
K284629		87.5	2.13	13.10	0.20	1.8	0.035	1.92	21.4	20.9	2.33	272	3.58	0.24	8.0	41.5
K284630		113.5	2.06	15.00	0.17	1.9	0.038	2.37	25.8	56.7	2.26	482	1.08	0.21	9.5	53.8
K284631		1195	3.97	13.50	0.30	1.3	1.815	0.72	22.4	34.9	2.57	4200	3.34	0.12	6.5	38.9
K284632		1125	5.12	12.50	0.32	1.4	9.45	1.62	23.0	38.5	2.09	1830	11.85	0.19	8.3	46.6
K284633		958	4.29	12.35	0.22	1.5	1.930	0.54	28.2	34.8	2.98	3860	3.12	0.15	7.8	43.1
K284634		1410	2.98	14.90	0.24	1.5	0.934	1.23	24.7	45.1	2.22	2460	2.06	0.21	8.2	39.9
K284635		3170	3.57	13.15	0.28	1.6	1.385	2.21	21.8	43.9	2.75	2310	1.94	0.15	8.4	44.7
K284636		7970	6.08	13.75	0.61	1.1	6.67	0.69	21.8	62.3	2.22	4600	2.93	0.07	6.2	34.3
K284637		19.8	0.45	0.35	0.10	<0.1	0.016	0.03	0.6	1.4	13.15	199	0.11	<0.01	0.3	0.6
K284638		427	3.20	14.85	0.23	1.8	1.285	1.76	25.5	57.4	2.51	2450	2.76	0.27	9.8	59.2
K284639		2020	3.99	9.64	0.32	1.1	2.60	0.33	19.6	48.1	1.81	3440	2.05	0.08	5.8	16.6
K284640		3690	15.55	11.05	3.21	0.8	36.1	0.91	13.4	81.4	1.70	1080	1.14	0.05	3.4	30.8
K284641		705	5.05	18.95	0.61	2.2	7.00	1.71	29.7	66.5	2.03	920	2.91	0.34	11.6	47.5
K284642		2590	11.90	11.35	2.04	2.0	12.85	0.84	22.8	120.0	1.82	1420	6.46	0.05	8.5	54.9
K284643		6.1	0.45	0.32	0.07	<0.1	0.026	0.03	0.8	1.5	12.45	190	0.16	<0.01	0.3	<0.2
K284644		1075	8.43	14.10	1.11	2.0	10.00	1.48	22.2	30.6	1.58	494	40.4	0.26	9.0	66.0
K284645		2540	19.70	11.10	4.93	1.2	24.9	0.38	15.7	33.6	1.30	949	5.90	0.20	5.6	86.4
K284646		317	3.19	12.15	0.27	1.7	0.929	0.90	21.4	25.6	1.49	620	9.96	0.36	8.2	22.5
K284647		1435	12.30	16.50	1.05	2.0	14.20	0.19	26.8	15.8	1.69	832	28.2	0.37	9.8	44.1
K284648		89.2	1.49	7.35	0.15	1.2	0.387	1.23	15.8	10.7	1.07	415	17.15	0.34	5.4	30.9
K284649		78.6	1.43	6.97	0.14	1.1	0.375	1.21	15.2	10.4	1.03	400	16.30	0.33	5.3	28.7
K284650		31.7	1.03	6.85	0.11	1.2	0.036	1.59	15.9	8.6	0.95	282	9.96	0.27	5.2	21.7
K284651		39.5	0.70	4.75	0.14	0.9	0.431	1.57	9.2	20.9	0.70	282	2.44	0.22	3.5	6.7
K284652		32.1	0.86	5.37	0.11	1.0	0.156	1.51	11.9	15.9	0.80	272	8.99	0.46	3.9	21.1
K284653		37.5	0.95	5.43	0.12	1.0	0.040	1.24	12.6	10.2	0.97	417	11.90	0.35	4.0	28.9
K284654		42.9	1.06	5.76	0.14	1.1	0.054	1.30	13.3	11.1	1.04	431	13.75	0.35	4.2	33.2
K284655		1900	2.63	10.40	0.23	1.4	0.599	0.65	20.6	74.2	1.70	1920	3.45	0.10	7.3	23.5
K284656		716	1.84	8.24	0.25	2.0	0.412	2.26	23.3	40.3	1.78	973	8.25	0.13	6.6	47.2
K284657		53.8	1.43	6.23	0.22	1.3	0.041	1.38	20.4	13.4	1.66	311	5.86	0.35	5.2	41.6
K284658		40.4	1.32	7.19	0.17	1.4	0.035	1.28	22.5	10.0	1.67	199	4.77	0.18	5.4	40.0
K284659		745	3.31	10.45	0.19	1.5	2.26	1.84	24.0	36.6	2.13	1620	13.05	0.22	9.0	45.1
K284660		49.2	1.12	5.57	0.14	1.5	0.032	1.57	19.1	17.9	1.78	282	5.07	0.20	5.9	34.6
K284661		43.6	0.98	4.61	0.12	1.4	0.049	1.15	19.6	31.4	1.73	262	2.85	0.14	5.0	25.3
K284662		43.4	1.32	6.49	0.16	1.6	0.047	1.56	23.9	21.3	1.99	282	5.73	0.38	6.2	51.3
K284663		33.8	1.00	5.02	0.14	1.5	0.066	1.26	23.4	8.4	1.81	260	2.65	0.40	5.0	25.4

***** See Appendix Page for comments regarding this certificate *****

ALS Canada Ltd.
2103 Dollarton Hwy
North Vancouver BC V7H 0A7
Phone: 604 984 0221 Fax: 604 984 0218 www.alsglobal.com

To: **SILVER RANGE RESOURCES LTD.**
C/O ARCHER, CATHRO & ASSOCIATES (1981) LIMITED
1016-510 W HASTINGS ST
VANCOUVER BC V6B 1L8

Finalized Date: 28-JUL-2012
Account: RANSIL

Project: Keg (Main - Group 1)

CERTIFICATE OF ANALYSIS WH12155788

Sample Description	Method	ME-MS61	ME-MS61	ME-MS61	ME-MS61	ME-MS61	ME-MS61	ME-MS61	ME-MS61	ME-MS61	ME-MS61	ME-MS61	ME-MS61	ME-MS61	ME-MS61	ME-MS61
	Analyte	P	Pb	Rb	Re	S	Sb	Sc	Se	Sn	Sr	Ta	Te	Th	Ti	Tl
	Units	ppm	ppm	ppm	ppm	%	ppm	ppm	ppm	ppm	ppm	ppm	ppm	ppm	%	ppm
	LOR	10	0.5	0.1	0.002	0.01	0.05	0.1	1	0.2	0.2	0.05	0.05	0.2	0.005	0.02
K284628		480	18.4	145.0	0.012	0.78	3.72	11.2	17	11.9	248	0.63	0.11	7.0	0.290	1.40
K284629		500	17.1	103.5	0.008	0.88	3.63	11.3	13	9.9	153.5	0.56	0.05	6.4	0.259	0.95
K284630		620	32.0	147.5	0.013	0.67	4.99	11.8	12	31.7	260	0.66	0.06	7.4	0.293	1.36
K284631		1080	5760	37.1	0.019	1.54	14.55	7.9	49	445	143.0	0.45	0.23	5.1	0.205	0.44
K284632		1150	2660	84.0	0.011	2.42	12.65	8.4	59	153.0	190.0	0.56	0.47	5.7	0.252	0.87
K284633		1320	1355	28.8	0.022	1.42	21.7	8.9	23	480	133.0	0.54	0.19	5.9	0.246	0.29
K284634		840	4230	71.5	0.012	1.17	12.75	9.4	38	344	206	0.56	0.19	6.3	0.254	0.74
K284635		750	5790	105.5	0.012	1.79	14.60	9.7	49	394	194.0	0.59	0.23	6.5	0.269	1.01
K284636		1030	>10000	38.6	0.015	4.77	31.4	6.8	145	>500	78.9	0.43	0.87	5.0	0.206	0.64
K284637		190	35.8	1.5	<0.002	0.02	0.11	0.3	1	2.1	45.4	<0.05	<0.05	<0.2	<0.005	<0.02
K284638		910	2170	101.0	0.014	1.12	12.55	11.5	28	308	232	0.69	0.17	7.8	0.296	0.93
K284639		780	5100	19.8	0.014	1.85	15.05	5.1	61	500	145.0	0.43	0.48	4.6	0.192	0.40
K284640		680	>10000	64.2	0.003	>10.0	33.4	3.4	824	>500	46.5	0.25	1.90	3.3	0.120	2.06
K284641		1010	9880	120.0	0.015	3.64	23.1	13.2	133	169.0	297	0.80	0.24	9.3	0.334	1.20
K284642		830	>10000	55.6	0.013	7.81	60.4	8.9	511	395	78.2	0.61	1.05	7.4	0.266	0.95
K284643		210	48.0	1.4	<0.002	0.02	0.11	0.3	2	0.9	51.2	<0.05	<0.05	<0.2	<0.005	<0.02
K284644		660	>10000	79.3	0.041	5.25	26.4	9.7	264	220	230	0.65	0.93	6.9	0.286	0.85
K284645		640	>10000	20.3	0.006	>10.0	286	5.6	>1000	378	170.0	0.42	3.31	4.6	0.175	0.49
K284646		900	3840	45.3	0.010	1.58	10.00	8.3	50	57.4	340	0.57	0.08	6.0	0.242	0.42
K284647		1060	>10000	9.2	0.033	8.57	82.9	10.6	246	223	344	0.69	0.42	7.8	0.294	0.15
K284648		600	1215	52.6	0.017	0.74	3.82	5.2	21	11.8	617	0.37	0.06	4.0	0.164	0.54
K284649		580	1135	50.4	0.015	0.71	3.61	5.0	20	11.5	600	0.36	0.06	3.8	0.159	0.55
K284650		570	61.7	63.0	0.009	0.49	1.07	4.4	5	6.1	352	0.37	<0.05	4.0	0.167	0.64
K284651		340	844	66.9	<0.002	0.27	4.20	2.3	21	16.0	322	0.27	0.09	2.4	0.113	0.65
K284652		570	185.0	61.0	0.012	0.31	2.98	3.2	9	7.5	378	0.29	<0.05	2.8	0.126	0.61
K284653		660	47.8	49.6	0.014	0.45	1.47	4.0	7	9.3	524	0.29	0.06	2.9	0.124	0.50
K284654		720	269	50.6	0.018	0.53	2.03	4.4	13	10.7	510	0.29	0.10	3.1	0.136	0.54
K284655		630	1085	36.7	0.015	0.81	6.73	7.2	31	421	159.0	0.51	0.48	4.9	0.223	0.37
K284656		2470	1455	114.5	0.056	0.72	8.39	10.3	40	119.5	237	0.47	0.38	4.9	0.211	1.12
K284657		5050	96.7	69.5	0.021	0.60	3.03	6.0	34	14.9	532	0.36	<0.05	3.6	0.162	0.84
K284658		5820	66.8	69.6	0.016	0.88	2.64	7.1	18	5.6	672	0.37	<0.05	3.8	0.171	0.90
K284659		1080	990	87.7	0.016	1.03	7.90	7.4	25	139.0	201	0.62	0.24	6.8	0.281	0.82
K284660		3740	123.5	72.4	0.021	0.34	3.56	5.3	16	18.4	413	0.40	0.05	4.3	0.183	0.73
K284661		6480	173.5	56.0	0.012	0.23	2.05	4.8	10	13.1	395	0.34	0.06	4.2	0.156	0.56
K284662		5820	131.0	72.8	0.029	0.51	2.20	6.8	16	8.1	500	0.41	0.08	4.9	0.196	0.77
K284663		7230	110.0	55.2	0.014	0.53	1.59	6.1	16	6.0	518	0.33	<0.05	4.3	0.158	0.80

***** See Appendix Page for comments regarding this certificate *****

ALS Canada Ltd.
2103 Dollarton Hwy
North Vancouver BC V7H 0A7
Phone: 604 984 0221 Fax: 604 984 0218 www.alsglobal.com

To: **SILVER RANGE RESOURCES LTD.**
C/O ARCHER, CATHRO & ASSOCIATES (1981) LIMITED
1016-510 W HASTINGS ST
VANCOUVER BC V6B 1L8

Finalized Date: 28-JUL-2012
Account: RANSIL

Project: Keg (Main - Group 1)

CERTIFICATE OF ANALYSIS WH12155788

Sample Description	Method	ME-MS61	ME-MS61	ME-MS61	ME-MS61	ME-MS61	ME-MS61	Ag-OG62	Pb-OG62	Zn-OG62
	Analyte	U	V	W	Y	Zn	Zr	Ag	Pb	Zn
	Units	ppm	ppm	ppm	ppm	ppm	ppm	ppm	%	%
	LOR	0.1	1	0.1	0.1	2	0.5	1	0.001	0.001
K284628		2.5	97	1.1	24.0	93	63.9			
K284629		2.3	89	1.0	23.1	66	60.6			
K284630		2.8	101	1.3	25.0	96	66.7			
K284631		4.5	80	5.4	22.2	5800	40.6			
K284632		3.3	127	3.0	24.4	8570	45.8			
K284633		4.4	93	1.4	26.8	5700	48.3			
K284634		3.7	82	1.7	24.6	3830	52.7			
K284635		3.1	80	1.6	22.7	5730	50.8			
K284636		3.8	72	1.8	22.3	>10000	31.6	114	1.515	2.67
K284637		0.7	3	0.1	0.9	69	<0.5			
K284638		3.9	99	1.6	26.5	4900	57.0			
K284639		2.6	42	5.3	18.8	7910	29.6			
K284640		1.9	26	0.9	11.9	>10000	26.2	300	3.68	5.27
K284641		5.3	111	1.6	31.8	>10000	76.7			1.950
K284642		4.6	68	3.0	19.7	>10000	67.9	132	4.48	3.62
K284643		0.5	3	0.1	1.0	78	<0.5			
K284644		5.3	151	2.2	24.7	>10000	64.5		1.440	1.615
K284645		2.5	65	0.6	14.1	>10000	40.1	259	9.26	7.32
K284646		3.4	108	1.4	20.9	2750	56.8			
K284647		5.1	262	1.3	27.3	>10000	72.4		3.15	4.86
K284648		2.7	169	0.9	15.3	942	40.8			
K284649		2.6	163	0.8	14.4	925	40.0			
K284650		2.4	85	0.6	15.7	121	41.3			
K284651		1.4	26	0.5	9.3	848	28.8			
K284652		1.9	82	0.9	11.9	476	34.0			
K284653		2.6	95	0.6	14.3	121	33.9			
K284654		2.9	111	0.6	15.6	149	37.7			
K284655		2.4	86	1.6	22.1	2710	46.5			
K284656		6.5	112	1.5	33.0	1590	69.3			
K284657		4.3	94	1.4	25.0	404	47.6			
K284658		4.7	100	1.1	28.2	295	48.9			
K284659		3.3	131	2.6	24.7	3030	49.4			
K284660		4.0	67	0.9	24.1	256	51.9			
K284661		3.6	53	0.9	27.8	321	51.6			
K284662		5.4	111	1.0	31.9	320	56.6			
K284663		4.6	67	0.8	33.7	276	51.3			

***** See Appendix Page for comments regarding this certificate *****

ALS Canada Ltd.
2103 Dollarton Hwy
North Vancouver BC V7H 0A7
Phone: 604 984 0221 Fax: 604 984 0218 www.alsglobal.com

To: **SILVER RANGE RESOURCES LTD.**
C/O ARCHER, CATHRO & ASSOCIATES (1981) LIMITED
1016- 510 W HASTINGS ST
VANCOUVER BC V6B 1L8

Finalized Date: 28- JUL- 2012
Account: RANSIL

Project: Keg (Main - Group 1)

CERTIFICATE OF ANALYSIS WH12155788

Method	CERTIFICATE COMMENTS
ME- MS61	Interference: Ca> 10% on ICP- MS As, ICP- AES results shown.
ME- MS61	REE's may not be totally soluble in this method.

ALS Canada Ltd.

2103 Dollarton Hwy
North Vancouver BC V7H 0A7
Phone: 604 984 0221 Fax: 604 984 0218 www.alsglobal.com

To: **SILVER RANGE RESOURCES LTD.**
C/O ARCHER, CATHRO & ASSOCIATES (1981) LIMITED
1016-510 W HASTINGS ST
VANCOUVER BC V6B 1L8

Finalized Date: 16-JUL-2012
Account: RANSIL

CERTIFICATE WH12155822

Project: Keg (Group 3)

P.O. No.:

This report is for 50 Rock samples submitted to our lab in Whitehorse, YT, Canada on 6-JUL-2012.

The following have access to data associated with this certificate:

MATT DUMALA	JOAN MARIACHER	

SAMPLE PREPARATION

ALS CODE	DESCRIPTION
WEI-21	Received Sample Weight
LOG-22	Sample login - Rcd w/o BarCode
CRU-31	Fine crushing - 70%<2mm
CRU-QC	Crushing QC Test
SPL-21	Split sample - riffle splitter
PUL-QC	Pulverizing QC Test
PUL-31	Pulverize split to 85%<75 um

ANALYTICAL PROCEDURES

ALS CODE	DESCRIPTION	
ME-MS61	48 element four acid ICP-MS	
ME-OG62	Ore Grade Elements - Four Acid	ICP-AES
Ag-OG62	Ore Grade Ag - Four Acid	VARIABLE
Pb-OG62	Ore Grade Pb - Four Acid	VARIABLE
Au-AA23	Au 30g FA-AA finish	AAS

To: **SILVER RANGE RESOURCES LTD.**
ATTN: JOAN MARIACHER
C/O ARCHER, CATHRO & ASSOCIATES (1981) LIMITED
1016-510 W HASTINGS ST
VANCOUVER BC V6B 1L8

This is the Final Report and supersedes any preliminary report with this certificate number. Results apply to samples as submitted. All pages of this report have been checked and approved for release.

***** See Appendix Page for comments regarding this certificate *****

Signature:

Colin Ramshaw, Vancouver Laboratory Manager

ALS Canada Ltd.
2103 Dollarton Hwy
North Vancouver BC V7H 0A7
Phone: 604 984 0221 Fax: 604 984 0218 www.alsglobal.com

To: **SILVER RANGE RESOURCES LTD.**
C/O ARCHER, CATHRO & ASSOCIATES (1981) LIMITED
1016-510 W HASTINGS ST
VANCOUVER BC V6B 1L8

Finalized Date: 16-JUL-2012
Account: RANSIL

Project: Keg (Group 3)

CERTIFICATE OF ANALYSIS WH12155822

Sample Description	Method	WEI-21	ME-MS61	ME-MS61	ME-MS61	ME-MS61	ME-MS61	ME-MS61	ME-MS61	ME-MS61	ME-MS61	ME-MS61	ME-MS61	ME-MS61	ME-MS61	ME-MS61
	Analyte	Recvd Wt.	Ag	Al	As	Ba	Be	Bi	Ca	Cd	Ce	Co	Cr	Cs	Cu	Fe
	Units	kg	ppm	%	ppm	ppm	ppm	ppm	%	ppm	ppm	ppm	ppm	ppm	ppm	%
	LOR	0.02	0.01	0.01	0.2	10	0.05	0.01	0.01	0.02	0.01	0.1	1	0.05	0.2	0.01
K191883		0.32	11.05	3.97	>10000	350	0.92	14.75	0.19	1.45	12.95	3.3	46	1.46	106.0	3.00
K191884		0.66	>100	4.46	>10000	1370	1.06	11.50	0.25	1.70	28.6	2.8	61	2.30	49.7	3.07
K191885		0.44	29.5	6.19	9000	420	1.42	65.8	0.25	2.61	15.40	0.2	63	2.25	26.7	1.30
K191886		0.42	0.86	8.04	167.0	740	1.19	0.20	3.73	0.91	51.2	10.1	63	4.86	6.4	4.49
K191887		0.36	57.4	3.93	>10000	40	1.65	39.2	0.20	6.25	28.6	209	63	0.26	369	18.40
K191888		0.39	>100	2.67	>10000	1270	0.99	6.11	0.02	4.64	107.0	1.3	23	2.08	494	15.80
K191889		0.32	39.9	3.22	>10000	440	1.01	55.1	0.09	7.32	11.45	1.9	7	2.28	228	17.70
K191890		0.26	12.50	7.31	>10000	740	1.13	2.32	0.04	5.19	22.9	0.7	12	10.15	147.0	6.75
K191891		0.09	25.8	0.58	5730	610	0.40	9.58	0.09	1.48	27.9	1.1	17	0.89	70.1	2.05
K191892		0.41	14.95	6.45	4230	410	3.08	29.8	0.35	0.54	13.25	0.4	78	0.80	14.6	1.62
K191893		0.25	29.7	6.58	1200	1430	2.51	38.0	0.37	4.53	92.1	0.5	69	1.55	27.7	2.50
K191894		0.35	82.7	1.66	>10000	110	0.30	1.66	0.01	5.09	2.54	89.3	27	2.13	282	21.6
K191895		0.53	43.8	3.75	>10000	170	1.35	9.73	0.21	9.70	13.85	127.0	35	1.03	144.0	18.25
K191896		0.41	>100	8.93	>10000	1450	2.18	16.35	0.30	27.5	129.0	0.9	19	3.09	154.5	12.35
K191897		0.53	>100	7.39	>10000	6230	4.55	46.6	0.15	8.32	191.0	0.4	17	77.9	83.9	10.55
K191898		0.43	>100	7.50	>10000	2830	3.45	12.00	0.04	3.80	153.0	0.8	13	24.6	65.7	4.50
K191899		0.49	>100	7.92	>10000	310	2.49	36.0	0.40	6.16	10.60	1.6	51	0.58	135.0	6.21
K191900		0.40	1.51	7.77	349	1260	2.11	0.69	1.08	1.03	77.6	6.0	69	8.67	28.8	2.58
L840501		0.15	>100	1.71	>10000	40	0.75	4660	0.09	71.9	19.40	30.7	33	0.21	202	13.40
L840502		0.31	10.55	0.17	679	10	0.07	10.15	0.86	22.5	2.37	0.5	16	0.10	9.7	1.72
L840503		0.55	19.85	0.05	1020	30	<0.05	18.15	0.13	6.99	1.53	0.2	16	0.11	19.0	1.70
L840504		0.64	>100	0.44	>10000	140	0.08	5210	0.02	4.59	2.45	14.1	6	0.20	112.5	17.25
L840505		0.38	2.09	2.32	457	60	3.96	10.10	6.17	1.80	21.5	10.8	7	0.82	173.5	9.34
L840506		0.56	>100	0.21	>10000	60	0.79	27.9	0.01	3.81	3.35	36.0	<1	0.15	1020	28.8
L840507		0.20	>100	1.59	>10000	130	0.74	386	0.02	68.5	57.4	8.2	7	2.16	934	22.0
L840508		0.56	>100	7.15	>10000	410	2.16	23.6	0.40	20.5	20.3	1.2	72	12.55	53.0	3.02
L840509		0.50	52.8	1.17	>10000	120	0.16	84.4	0.01	36.9	6.91	2.2	16	0.94	501	21.7
L840510		0.35	>100	4.84	>10000	460	0.53	104.0	0.01	10.90	52.6	0.4	64	5.05	352	16.00
L840511		0.24	>100	1.01	>10000	70	0.23	5.25	0.01	16.30	78.1	41.7	18	1.01	434	23.8
L840512		0.99	>100	5.73	>10000	840	1.48	39.6	0.19	5.74	92.0	1.4	60	2.23	214	15.40
L840513		0.60	81.3	9.36	>10000	1560	4.05	18.35	0.50	11.50	42.9	0.6	76	0.77	77.0	4.52
L840514		0.47	>100	6.12	>10000	4330	1.91	31.5	0.23	44.7	156.5	0.9	51	10.50	187.5	14.60
L840515		0.89	22.8	5.87	>10000	720	1.68	182.0	0.22	23.6	63.2	5.9	65	3.88	177.5	3.59
L840516		0.59	>100	0.58	>10000	40	0.40	729	0.04	2.56	26.7	395	3	0.24	138.5	26.6
L840517		0.55	69.4	4.23	>10000	170	1.29	99.1	0.17	13.30	39.2	26.6	82	1.72	938	18.50
L840518		0.48	83.7	3.91	>10000	210	1.11	98.7	0.21	5.79	13.80	24.1	43	0.91	507	20.2
L840519		0.52	>100	7.47	>10000	540	1.83	916	0.31	6.02	73.9	0.5	95	7.26	151.5	5.19
L840520		0.49	65.2	4.81	>10000	1170	0.69	3.15	0.04	5.65	80.8	2.1	59	5.50	399	10.10
L840528		0.50	73.8	0.96	755	230	0.41	15.15	3.90	5.69	5.31	1.5	12	0.43	30.5	4.19
L840529		0.40	49.5	0.22	9900	30	0.44	53.4	2.43	6.78	1.98	1.3	10	0.21	6.6	2.24

***** See Appendix Page for comments regarding this certificate *****

ALS Canada Ltd.
2103 Dollarton Hwy
North Vancouver BC V7H 0A7
Phone: 604 984 0221 Fax: 604 984 0218 www.alsglobal.com

To: **SILVER RANGE RESOURCES LTD.**
C/O ARCHER, CATHRO & ASSOCIATES (1981) LIMITED
1016-510 W HASTINGS ST
VANCOUVER BC V6B 1L8

Finalized Date: 16-JUL-2012
Account: RANSIL

Project: Keg (Group 3)

CERTIFICATE OF ANALYSIS WH12155822

Sample Description	Method	ME-MS61	ME-MS61	ME-MS61	ME-MS61	ME-MS61	ME-MS61	ME-MS61	ME-MS61	ME-MS61	ME-MS61	ME-MS61	ME-MS61	ME-MS61	ME-MS61	ME-MS61
	Analyte	Ga	Ge	Hf	In	K	La	Li	Mg	Mn	Mo	Na	Nb	Ni	P	Pb
	Units	ppm	ppm	ppm	ppm	%	ppm	ppm	%	ppm	ppm	%	ppm	ppm	ppm	ppm
	LOR	0.05	0.05	0.1	0.005	0.01	0.5	0.2	0.01	5	0.05	0.01	0.1	0.2	10	0.5
K191883		12.15	0.39	1.5	0.037	0.57	6.9	45.2	0.97	60	1.66	0.18	7.5	2.8	100	159.5
K191884		14.55	0.32	1.7	0.049	0.38	17.1	21.8	1.26	54	1.68	0.25	8.9	3.2	320	410
K191885		16.55	0.21	2.0	0.647	1.42	9.1	17.0	1.29	61	2.31	0.21	11.1	1.4	130	544
K191886		17.35	0.15	1.5	0.035	1.68	26.4	38.9	1.47	668	0.71	1.08	9.7	4.2	420	11.1
K191887		13.65	2.11	1.2	0.238	0.09	11.3	5.3	1.17	30	6.36	0.25	11.0	21.8	390	458
K191888		6.31	1.17	0.3	5.45	0.63	50.9	9.0	0.11	23	14.25	0.01	2.0	1.8	2390	>10000
K191889		10.40	1.95	1.3	0.396	0.65	6.4	6.5	0.59	22	1.02	0.12	6.4	0.7	290	436
K191890		16.45	0.47	2.8	0.155	3.35	13.1	11.0	0.39	87	0.81	0.03	10.4	0.7	290	1320
K191891		2.53	0.20	0.4	0.209	0.20	15.9	31.9	0.05	92	0.58	0.01	1.5	2.6	1620	5950
K191892		18.55	0.13	1.9	0.035	0.57	7.7	10.0	1.85	62	2.47	0.36	10.9	3.3	350	2060
K191893		20.3	0.25	2.3	0.048	1.41	45.8	12.2	1.69	75	3.60	0.36	12.6	3.0	930	2590
K191894		6.08	1.69	1.1	0.210	0.82	1.5	9.6	0.14	30	2.86	<0.01	5.6	115.5	170	264
K191895		11.45	2.28	1.0	0.205	0.18	5.9	4.6	1.13	37	1.04	0.24	5.0	49.9	310	825
K191896		18.20	1.11	2.5	4.27	1.22	77.1	8.8	1.78	317	13.65	0.41	8.9	2.7	4830	>10000
K191897		23.7	0.50	3.2	7.78	2.23	85.5	10.0	1.08	105	3.24	0.29	12.1	1.3	840	2730
K191898		20.3	0.57	2.6	0.203	3.28	72.2	18.7	0.46	79	2.25	0.06	10.6	1.9	330	773
K191899		27.4	0.71	1.7	3.27	0.06	5.8	36.3	2.42	159	2.34	0.51	8.4	3.0	550	1900
K191900		21.3	0.18	2.7	0.030	3.56	43.7	22.4	1.21	57	3.43	0.13	14.1	32.1	750	17.8
L840501		6.03	3.22	1.4	8.57	0.04	17.4	5.5	0.54	32	30.6	0.10	3.9	28.5	1210	>10000
L840502		0.73	0.06	0.1	0.389	0.03	1.3	4.1	0.83	123	0.34	<0.01	0.4	2.2	100	3170
L840503		0.67	0.21	0.1	0.826	0.01	1.3	6.7	0.17	58	0.27	<0.01	0.1	1.2	110	9990
L840504		0.86	4.25	0.1	0.270	0.42	1.5	1.8	0.02	13	0.42	<0.01	0.9	2.2	100	5740
L840505		2.38	0.17	0.4	0.056	0.11	13.6	9.2	10.20	1150	28.7	0.01	1.3	103.0	1940	62.8
L840506		1.01	1.61	<0.1	0.730	0.06	2.0	0.8	0.02	<5	164.5	<0.01	0.7	19.8	4190	10000
L840507		3.93	2.14	0.5	2.84	0.54	36.1	5.9	0.08	58	1.91	<0.01	1.9	0.7	2200	7380
L840508		23.7	0.28	2.0	0.831	0.46	9.5	14.7	2.12	124	3.37	0.42	10.5	2.9	310	1705
L840509		4.21	1.94	0.4	1.380	0.45	3.6	2.3	0.07	15	2.84	<0.01	3.0	1.4	310	1045
L840510		15.95	2.37	1.8	1.275	2.36	28.6	15.1	0.31	39	3.52	0.02	11.1	1.1	430	6180
L840511		4.19	1.91	0.6	0.271	0.32	35.6	7.7	0.09	11	2.38	<0.01	3.3	26.5	390	1585
L840512		15.30	1.71	1.8	1.470	0.49	49.0	44.8	1.24	87	2.91	0.25	10.1	1.6	1140	>10000
L840513		34.8	0.32	3.0	2.85	0.07	18.9	10.3	2.97	162	4.12	0.74	14.5	3.5	1130	>10000
L840514		17.05	1.73	2.0	4.95	0.70	81.8	10.6	1.37	69	4.52	0.33	8.8	1.6	1570	>10000
L840515		17.95	0.98	2.3	0.110	1.94	35.9	18.9	1.02	55	3.29	0.17	10.0	6.1	360	4180
L840516		1.58	5.18	0.2	0.148	0.04	12.2	1.3	0.12	6	0.51	0.02	1.1	306	590	3670
L840517		12.40	1.63	1.6	0.657	0.57	20.7	7.1	0.89	50	4.24	0.15	8.6	16.6	460	7670
L840518		12.20	2.39	1.2	0.523	0.35	7.1	5.7	0.99	43	3.54	0.18	7.3	17.2	130	1720
L840519		25.9	1.08	3.2	9.82	1.36	46.8	13.3	1.56	81	5.41	0.27	19.0	2.0	1020	>10000
L840520		14.55	0.53	1.7	0.183	2.19	40.9	19.5	0.39	91	1.93	0.03	8.8	2.8	430	4590
L840528		3.29	0.26	0.5	2.22	0.58	3.0	6.3	5.51	717	0.45	0.03	1.6	13.0	730	7560
L840529		1.48	0.16	0.2	0.915	0.03	1.1	5.6	3.38	250	0.23	0.02	0.4	1.9	30	2130

***** See Appendix Page for comments regarding this certificate *****

ALS Canada Ltd.
2103 Dollarton Hwy
North Vancouver BC V7H 0A7
Phone: 604 984 0221 Fax: 604 984 0218 www.alsglobal.com

To: **SILVER RANGE RESOURCES LTD.**
C/O ARCHER, CATHRO & ASSOCIATES (1981) LIMITED
1016-510 W HASTINGS ST
VANCOUVER BC V6B 1L8

Finalized Date: 16-JUL-2012
Account: RANSIL

Project: Keg (Group 3)

CERTIFICATE OF ANALYSIS WH12155822

Sample Description	Method	ME-MS61	ME-MS61	ME-MS61	ME-MS61	ME-MS61	ME-MS61	ME-MS61	ME-MS61	ME-MS61	ME-MS61	ME-MS61	ME-MS61	ME-MS61	ME-MS61	ME-MS61
	Analyte	Rb	Re	S	Sb	Sc	Se	Sn	Sr	Ta	Te	Th	Ti	Tl	U	V
	Units	ppm	ppm	%	ppm	ppm	ppm	ppm	ppm	ppm	ppm	ppm	%	ppm	ppm	ppm
	LOR	0.1	0.002	0.01	0.05	0.1	1	0.2	0.2	0.05	0.05	0.2	0.005	0.02	0.1	1
K191883		35.6	<0.002	0.39	57.1	6.7	112	11.3	50.9	0.51	10.15	4.1	0.217	0.92	1.6	138
K191884		26.5	<0.002	0.20	61.2	7.6	81	11.2	58.9	0.57	39.3	7.2	0.257	3.57	2.1	176
K191885		59.1	<0.002	0.05	42.3	9.5	53	27.9	50.3	0.73	4.22	5.4	0.330	1.16	1.7	195
K191886		67.7	<0.002	1.48	3.10	24.0	5	0.7	213	0.68	0.20	7.4	0.381	0.94	2.0	110
K191887		4.9	0.005	7.56	400	9.4	547	28.1	69.4	0.75	144.5	7.4	0.308	0.38	3.1	178
K191888		71.3	0.002	0.44	1410	4.7	298	304	45.7	0.14	15.45	2.5	0.052	2.31	2.1	77
K191889		57.2	<0.002	1.41	198.0	12.7	540	16.4	55.5	0.48	19.05	6.2	0.225	1.85	1.0	66
K191890		334	<0.002	0.07	120.5	14.4	111	55.0	14.6	0.84	6.98	9.8	0.332	4.63	2.5	54
K191891		9.7	<0.002	0.21	25.6	1.7	47	10.8	73.2	0.10	1.42	2.1	0.037	0.31	1.7	44
K191892		26.5	0.004	0.27	77.6	10.4	28	19.9	163.0	0.72	5.04	6.4	0.287	0.57	2.1	141
K191893		64.3	0.004	0.30	132.0	12.8	38	26.3	252	0.85	1.44	13.8	0.335	1.39	4.0	197
K191894		96.1	<0.002	7.33	533	3.1	450	106.5	2.7	0.39	6.88	2.9	0.164	1.49	1.2	57
K191895		16.3	<0.002	8.53	367	6.8	617	7.4	107.5	0.34	112.0	5.6	0.143	1.31	1.7	94
K191896		78.4	0.002	0.50	1310	33.2	287	382	160.5	0.79	6.71	20.0	0.351	1.82	3.6	223
K191897		449	<0.002	0.29	248	42.5	60	40.6	180.0	1.01	8.39	17.9	0.385	176.5	5.2	120
K191898		361	0.002	0.19	110.0	21.1	113	43.4	99.5	0.78	3.37	11.8	0.325	24.4	3.3	77
K191899		2.3	<0.002	0.10	223	17.0	188	480	172.0	0.61	2.52	8.9	0.254	1.24	2.1	381
K191900		165.5	0.003	0.89	8.14	13.2	5	4.5	97.0	0.91	<0.05	13.8	0.367	1.68	3.5	197
L840501		1.4	0.006	5.33	7970	7.1	845	>500	36.6	0.24	145.0	19.0	0.104	1.18	66.8	270
L840502		1.1	<0.002	0.55	36.7	0.8	8	12.2	2.6	<0.05	0.41	0.5	0.010	0.08	0.4	11
L840503		1.0	<0.002	0.41	4810	0.3	56	66.6	1.6	<0.05	1.35	0.3	0.005	0.23	0.3	3
L840504		11.3	<0.002	6.94	2490	0.6	>1000	7.1	11.9	<0.05	229	0.7	0.018	0.53	0.3	18
L840505		3.0	<0.002	0.05	32.3	4.3	10	2.3	25.0	0.08	0.25	1.8	0.028	0.10	10.7	172
L840506		4.4	0.003	>10.0	556	1.2	399	227	11.6	<0.05	26.0	0.7	<0.005	0.24	8.3	92
L840507		41.2	<0.002	5.04	367	55.9	659	32.9	20.8	0.12	21.2	22.5	0.062	0.65	2.0	44
L840508		62.5	<0.002	0.19	790	14.2	62	205	141.5	0.72	4.03	6.7	0.296	12.50	4.0	269
L840509		26.2	<0.002	3.95	322	6.3	546	22.7	13.6	0.18	7.94	3.5	0.078	0.93	1.0	59
L840510		171.0	<0.002	2.04	666	11.6	711	130.0	34.1	0.80	7.93	9.2	0.306	2.77	2.0	207
L840511		37.2	0.002	6.32	998	3.8	539	88.5	33.2	0.22	5.97	10.3	0.089	2.20	3.2	46
L840512		49.8	<0.002	0.56	699	9.4	489	261	114.0	0.72	9.38	10.1	0.288	2.47	2.6	212
L840513		1.6	<0.002	0.22	1435	14.2	63	283	270	1.14	1.29	6.7	0.420	3.91	5.2	470
L840514		96.3	<0.002	0.44	3830	11.6	459	>500	121.0	0.66	4.82	10.5	0.253	8.33	6.0	163
L840515		83.1	0.004	1.39	3620	11.0	276	12.3	61.2	0.70	10.25	11.5	0.278	1.24	3.5	169
L840516		1.9	<0.002	>10.0	775	1.1	>1000	2.6	19.3	<0.05	228	2.6	0.021	0.47	0.9	15
L840517		56.9	0.002	6.29	521	9.6	490	18.2	71.5	0.62	72.4	7.6	0.234	0.92	2.5	120
L840518		37.8	<0.002	7.85	596	8.6	630	17.6	57.3	0.53	121.0	8.0	0.203	0.60	1.5	114
L840519		144.5	0.002	0.38	715	16.5	289	41.8	110.0	1.28	23.3	14.4	0.470	3.00	3.2	205
L840520		237	<0.002	1.63	432	8.8	99	207	40.3	0.63	3.68	9.1	0.238	3.20	2.2	153
L840528		25.3	<0.002	2.53	110.5	3.0	63	125.5	19.5	0.11	1.12	2.2	0.033	0.51	1.1	94
L840529		1.9	<0.002	0.32	418	0.9	33	470	7.6	<0.05	11.20	0.9	0.010	0.17	0.4	21

***** See Appendix Page for comments regarding this certificate *****

ALS Canada Ltd.
2103 Dollarton Hwy
North Vancouver BC V7H 0A7
Phone: 604 984 0221 Fax: 604 984 0218 www.alsglobal.com

To: **SILVER RANGE RESOURCES LTD.**
C/O ARCHER, CATHRO & ASSOCIATES (1981) LIMITED
1016-510 W HASTINGS ST
VANCOUVER BC V6B 1L8

Finalized Date: 16-JUL-2012
Account: RANSIL

Project: Keg (Group 3)

CERTIFICATE OF ANALYSIS WH12155822

Sample Description	Method	ME-MS61	ME-MS61	ME-MS61	ME-MS61	Ag-OG62	Pb-OG62	Au-AA23
	Analyte	W	Y	Zn	Zr	Ag	Pb	Au
	Units	ppm	ppm	ppm	ppm	ppm	%	ppm
	LOR	0.1	0.1	2	0.5	1	0.001	0.005
K191883		0.5	3.1	39	55.2			0.044
K191884		0.4	5.4	57	61.4	128		0.097
K191885		0.9	4.5	28	74.4			<0.005
K191886		0.4	24.3	114	48.4			<0.005
K191887		0.4	7.4	144	38.7			0.243
K191888		0.6	37.5	356	6.2	488	3.06	0.193
K191889		0.4	1.8	202	41.4			0.066
K191890		1.4	3.6	59	89.4			0.014
K191891		0.3	11.0	73	11.8			<0.005
K191892		1.0	6.5	29	68.1			0.017
K191893		0.8	6.6	49	82.6			<0.005
K191894		0.8	2.7	86	36.5			0.309
K191895		0.3	8.0	128	34.4			0.380
K191896		1.4	26.1	373	79.8	162	2.94	0.093
K191897		1.1	13.9	175	102.0	117		0.023
K191898		1.2	9.8	132	88.4	138		0.011
K191899		1.4	4.6	187	63.4	323		0.045
K191900		1.4	21.8	103	98.6			<0.005
L840501		4.9	2.3	288	50.0	1050	2.10	0.224
L840502		0.1	1.6	2330	3.9			<0.005
L840503		0.1	0.8	468	1.9			0.116
L840504		0.5	0.9	83	3.7	692		0.183
L840505		0.3	38.1	1540	12.6			<0.005
L840506		0.7	1.9	128	1.0	192	1.060	0.429
L840507		0.3	4.9	663	17.1	673		0.174
L840508		0.5	4.4	79	68.3	311		0.014
L840509		0.4	1.2	414	10.3			0.041
L840510		1.6	5.2	167	58.6	141		0.037
L840511		0.6	1.9	149	19.5	205		0.248
L840512		0.7	6.7	380	62.5	393	1.345	0.271
L840513		0.8	6.3	185	103.0		1.465	0.048
L840514		0.8	20.8	388	66.4	485	2.01	0.189
L840515		1.1	10.7	46	77.7			0.245
L840516		0.1	1.9	153	4.8	363		2.67
L840517		0.5	3.4	237	50.8			0.141
L840518		0.4	2.6	152	45.5			0.238
L840519		0.9	8.6	232	126.5	261	2.40	0.019
L840520		2.1	14.7	209	60.1			0.132
L840528		0.3	25.8	491	23.0			<0.005
L840529		0.1	5.1	161	7.5			0.031

***** See Appendix Page for comments regarding this certificate *****

ALS Canada Ltd.
2103 Dollarton Hwy
North Vancouver BC V7H 0A7
Phone: 604 984 0221 Fax: 604 984 0218 www.alsglobal.com

To: **SILVER RANGE RESOURCES LTD.**
C/O ARCHER, CATHRO & ASSOCIATES (1981) LIMITED
1016-510 W HASTINGS ST
VANCOUVER BC V6B 1L8

Finalized Date: 16-JUL-2012
Account: RANSIL

Project: Keg (Group 3)

CERTIFICATE OF ANALYSIS WH12155822

Sample Description	Method	WEI-21	ME-MS61	ME-MS61	ME-MS61	ME-MS61	ME-MS61	ME-MS61	ME-MS61	ME-MS61	ME-MS61	ME-MS61	ME-MS61	ME-MS61	ME-MS61	ME-MS61
	Analyte	Recvd Wt.	Ag	Al	As	Ba	Be	Bi	Ca	Cd	Ce	Co	Cr	Cs	Cu	Fe
	Units	kg	ppm	%	ppm	ppm	ppm	ppm	%	ppm	ppm	ppm	ppm	ppm	ppm	%
	LOR	0.02	0.01	0.01	0.2	10	0.05	0.01	0.01	0.02	0.01	0.1	1	0.05	0.2	0.01
L840530		0.43	7.69	0.80	116.0	40	0.46	80.2	3.94	5.06	11.30	0.5	15	0.25	21.7	2.58
L840531		0.42	56.4	3.12	>10000	470	0.26	330	0.45	3.91	45.0	22.8	41	1.78	171.0	13.25
L840532		0.57	3.03	0.49	397	60	0.25	14.15	1.50	1.06	6.86	0.4	17	0.26	17.7	2.57
L840533		0.20	8.75	1.80	543	190	0.65	7.37	2.60	14.10	9.88	1.6	22	0.53	12.8	2.61
L840534		0.40	51.0	1.35	85.1	270	0.25	21.6	0.70	108.0	44.3	6.8	24	0.68	61.6	4.68
L840535		0.46	20.0	1.19	256	760	0.26	2.55	0.03	0.25	10.15	0.4	28	1.04	13.6	0.99
L840536		0.99	>100	1.00	>10000	50	0.28	17.90	0.06	0.91	0.87	61.0	10	0.12	30.0	24.7
L840537		0.42	56.1	4.02	>10000	110	1.28	23.0	0.23	8.99	6.01	1.7	38	0.65	31.9	9.95
L840538		0.44	38.6	5.57	>10000	90	1.67	23.7	0.33	4.29	7.87	2.4	59	0.65	32.8	6.96
L840539		0.51	7.99	2.36	2360	1250	2.63	0.81	0.08	10.55	98.8	3.2	21	9.14	343	17.55

***** See Appendix Page for comments regarding this certificate *****

ALS Canada Ltd.
2103 Dollarton Hwy
North Vancouver BC V7H 0A7
Phone: 604 984 0221 Fax: 604 984 0218 www.alsglobal.com

To: **SILVER RANGE RESOURCES LTD.**
C/O ARCHER, CATHRO & ASSOCIATES (1981) LIMITED
1016-510 W HASTINGS ST
VANCOUVER BC V6B 1L8

Finalized Date: 16-JUL-2012
Account: RANSIL

Project: Keg (Group 3)

CERTIFICATE OF ANALYSIS WH12155822

Sample Description	Method	ME-MS61	ME-MS61	ME-MS61	ME-MS61	ME-MS61	ME-MS61	ME-MS61	ME-MS61	ME-MS61	ME-MS61	ME-MS61	ME-MS61	ME-MS61	ME-MS61	ME-MS61
	Analyte	Ga	Ge	Hf	In	K	La	Li	Mg	Mn	Mo	Na	Nb	Ni	P	Pb
	Units	ppm	ppm	ppm	ppm	%	ppm	ppm	%	ppm	ppm	%	ppm	ppm	ppm	ppm
	LOR	0.05	0.05	0.1	0.005	0.01	0.5	0.2	0.01	5	0.05	0.01	0.1	0.2	10	0.5
L840530		4.93	0.53	0.6	3.21	0.17	6.5	7.2	6.10	463	0.50	0.02	2.1	1.3	110	1690
L840531		7.22	1.42	1.4	0.331	2.75	24.4	10.0	0.65	46	1.23	0.05	11.1	26.0	170	592
L840532		2.21	0.09	0.4	0.879	0.20	3.9	5.9	2.15	233	0.47	0.01	1.8	1.8	90	91.6
L840533		5.80	0.11	0.8	0.556	0.55	5.7	6.4	3.72	274	0.85	0.08	3.3	6.6	200	1715
L840534		5.31	0.44	0.5	1.680	0.99	22.2	9.7	1.38	160	1.48	0.01	2.2	28.4	1640	3710
L840535		2.71	0.09	0.6	0.020	0.57	7.2	16.1	0.07	48	1.02	0.01	2.3	2.6	570	1835
L840536		3.18	3.18	0.5	0.158	0.02	0.5	2.1	0.32	15	1.17	0.06	2.2	64.2	170	376
L840537		13.20	0.71	1.9	0.097	0.06	3.0	8.3	1.34	60	1.18	0.28	6.7	4.1	820	409
L840538		17.55	0.80	3.1	0.072	0.14	4.2	10.2	1.84	76	1.52	0.37	9.7	5.6	1420	567
L840539		4.83	0.40	0.7	0.123	0.65	46.5	27.3	0.10	146	4.73	0.02	2.9	35.9	4320	1430

***** See Appendix Page for comments regarding this certificate *****

ALS Canada Ltd.
2103 Dollarton Hwy
North Vancouver BC V7H 0A7
Phone: 604 984 0221 Fax: 604 984 0218 www.alsglobal.com

To: **SILVER RANGE RESOURCES LTD.**
C/O ARCHER, CATHRO & ASSOCIATES (1981) LIMITED
1016-510 W HASTINGS ST
VANCOUVER BC V6B 1L8

Finalized Date: 16-JUL-2012
Account: RANSIL

Project: Keg (Group 3)

CERTIFICATE OF ANALYSIS WH12155822

Sample Description	Method	ME-MS61	ME-MS61	ME-MS61	ME-MS61	ME-MS61	ME-MS61	ME-MS61	ME-MS61	ME-MS61	ME-MS61	ME-MS61	ME-MS61	ME-MS61	ME-MS61	ME-MS61
	Analyte	Rb	Re	S	Sb	Sc	Se	Sn	Sr	Ta	Te	Th	Ti	Tl	U	V
	Units	ppm	ppm	%	ppm	ppm	ppm	ppm	ppm	ppm	ppm	ppm	%	ppm	ppm	ppm
	LOR	0.1	0.002	0.01	0.05	0.1	1	0.2	0.2	0.05	0.05	0.2	0.005	0.02	0.1	1
L840530		7.9	<0.002	0.53	1470	3.0	135	9.9	15.3	0.08	1.91	2.2	0.047	0.13	0.7	96
L840531		102.5	<0.002	6.17	624	4.6	354	8.5	60.2	0.52	36.4	5.3	0.173	1.41	1.8	164
L840532		10.7	<0.002	0.16	41.5	3.0	22	8.6	9.8	0.09	0.32	1.5	0.032	0.13	0.5	57
L840533		17.3	<0.002	0.22	742	4.0	10	17.9	40.3	0.22	0.27	3.0	0.088	0.28	1.0	100
L840534		35.7	<0.002	2.23	62.1	1.5	96	8.3	24.7	0.16	1.37	3.4	0.047	0.71	1.6	93
L840535		32.4	<0.002	0.19	35.0	0.9	6	12.9	29.2	0.15	0.17	2.7	0.057	0.45	0.9	64
L840536		1.0	<0.002	>10.0	424	1.1	940	18.6	52.1	0.12	265	1.9	0.044	0.06	0.3	52
L840537		4.1	<0.002	0.18	204	5.8	188	25.0	215	0.47	143.5	8.6	0.160	0.17	1.2	213
L840538		6.6	<0.002	0.44	162.0	7.6	241	35.1	387	0.69	96.3	14.2	0.249	0.21	1.9	222
L840539		43.4	<0.002	0.06	273	1.4	13	11.6	247	0.19	1.35	3.4	0.067	0.52	3.6	129

***** See Appendix Page for comments regarding this certificate *****

ALS Canada Ltd.
2103 Dollarton Hwy
North Vancouver BC V7H 0A7
Phone: 604 984 0221 Fax: 604 984 0218 www.alsglobal.com

To: **SILVER RANGE RESOURCES LTD.**
C/O ARCHER, CATHRO & ASSOCIATES (1981) LIMITED
1016-510 W HASTINGS ST
VANCOUVER BC V6B 1L8

Finalized Date: 16-JUL-2012
Account: RANSIL

Project: Keg (Group 3)

CERTIFICATE OF ANALYSIS WH12155822

Sample Description	Method	ME-MS61	ME-MS61	ME-MS61	ME-MS61	Ag-OG62	Pb-OG62	Au-AA23
	Analyte	W	Y	Zn	Zr	Ag	Pb	Au
	Units	ppm	ppm	ppm	ppm	ppm	%	ppm
	LOR	0.1	0.1	2	0.5	1	0.001	0.005
L840530		2.1	10.0	282	23.8			0.009
L840531		1.8	12.5	138	56.0			0.100
L840532		0.2	4.6	145	12.7			<0.005
L840533		1.4	6.8	1120	28.5			<0.005
L840534		0.6	15.3	5910	15.4			<0.005
L840535		0.3	1.9	21	20.9			<0.005
L840536		0.2	0.7	44	16.6	105		0.563
L840537		0.5	5.5	184	68.8			0.816
L840538		0.8	6.2	199	100.5			0.265
L840539		0.9	29.7	1220	20.8			0.013

***** See Appendix Page for comments regarding this certificate *****

ALS Canada Ltd.
2103 Dollarton Hwy
North Vancouver BC V7H 0A7
Phone: 604 984 0221 Fax: 604 984 0218 www.alsglobal.com

To: **SILVER RANGE RESOURCES LTD.**
C/O ARCHER, CATHRO & ASSOCIATES (1981) LIMITED
1016-510 W HASTINGS ST
VANCOUVER BC V6B 1L8

Finalized Date: 16-JUL-2012
Account: RANSIL

Project: Keg (Group 3)

CERTIFICATE OF ANALYSIS WH12155822

Method	CERTIFICATE COMMENTS
ME-MS61	REE's may not be totally soluble in this method.

ALS Canada Ltd.

2103 Dollarton Hwy
North Vancouver BC V7H 0A7
Phone: 604 984 0221 Fax: 604 984 0218 www.alsglobal.com

To: **SILVER RANGE RESOURCES LTD.**
C/O ARCHER, CATHRO & ASSOCIATES (1981) LIMITED
1016-510 W HASTINGS ST
VANCOUVER BC V6B 1L8

Finalized Date: 26-JUL-2012
Account: RANSIL

CERTIFICATE WH12155826

Project: Keg-Group 3

P.O. No.:

This report is for 240 Soil samples submitted to our lab in Whitehorse, YT, Canada on 6-JUL-2012.

The following have access to data associated with this certificate:

MATT DUMALA	JOAN MARIACHER	

SAMPLE PREPARATION

ALS CODE	DESCRIPTION
WEI-21	Received Sample Weight
LOG-22	Sample login - Rcd w/o BarCode
SCR-41	Screen to -180um and save both

ANALYTICAL PROCEDURES

ALS CODE	DESCRIPTION	INSTRUMENT
Au-ICP21	Au 30g FA ICP-AES Finish	ICP-AES
ME-MS41	51 anal. aqua regia ICPMS	

To: **SILVER RANGE RESOURCES LTD.**
ATTN: JOAN MARIACHER
C/O ARCHER, CATHRO & ASSOCIATES (1981) LIMITED
1016-510 W HASTINGS ST
VANCOUVER BC V6B 1L8

This is the Final Report and supersedes any preliminary report with this certificate number. Results apply to samples as submitted. All pages of this report have been checked and approved for release.

***** See Appendix Page for comments regarding this certificate *****

Signature:

Colin Ramshaw, Vancouver Laboratory Manager

ALS Canada Ltd.
2103 Dollarton Hwy
North Vancouver BC V7H 0A7
Phone: 604 984 0221 Fax: 604 984 0218 www.alsglobal.com

To: **SILVER RANGE RESOURCES LTD.**
C/O ARCHER, CATHRO & ASSOCIATES (1981) LIMITED
1016-510 W HASTINGS ST
VANCOUVER BC V6B 1L8

Finalized Date: 26-JUL-2012
Account: RANSIL

Project: Keg-Group 3

CERTIFICATE OF ANALYSIS WH12155826

Sample Description	Method	WEI-21	Au-ICP21	ME-MS41	ME-MS41	ME-MS41	ME-MS41	ME-MS41	ME-MS41	ME-MS41	ME-MS41	ME-MS41	ME-MS41	ME-MS41	ME-MS41	ME-MS41
	Analyte	Recvd Wt.	Au	Ag	Al	As	Au	B	Ba	Be	Bi	Ca	Cd	Ce	Co	Cr
	Units	kg	ppm	ppm	%	ppm	ppm	ppm	ppm	ppm	ppm	%	ppm	ppm	ppm	ppm
	LOR	0.02	0.001	0.01	0.01	0.1	0.2	10	10	0.05	0.01	0.01	0.01	0.02	0.1	1
ZZ24501		0.26	0.001	0.27	1.48	36.2	<0.2	<10	170	0.71	0.23	0.82	0.47	20.5	6.2	23
ZZ24502		0.26	0.001	0.42	1.35	27.3	<0.2	<10	230	0.82	0.20	2.20	0.51	20.0	6.7	22
ZZ24503		0.26	0.002	0.31	1.39	17.7	<0.2	<10	200	0.70	0.22	1.59	0.66	18.40	6.1	22
ZZ24504		0.22	0.004	0.45	1.37	10.3	<0.2	<10	510	0.46	0.22	1.56	1.04	10.50	3.7	27
ZZ24505		0.13	0.003	2.14	1.34	126.5	<0.2	<10	230	0.67	1.67	1.49	7.67	19.75	5.8	19
ZZ24506		0.14	0.003	2.75	1.41	286	<0.2	<10	190	0.61	2.11	1.40	9.12	21.4	7.5	21
ZZ24507		0.19	0.002	0.88	1.91	60.0	<0.2	<10	250	0.85	1.18	1.65	2.67	18.80	5.3	29
ZZ24508		0.19	0.003	0.39	0.86	11.0	<0.2	<10	160	0.33	0.29	0.77	0.40	11.75	3.5	12
ZZ24509		0.20	0.001	0.62	1.37	23.3	<0.2	<10	200	0.53	0.62	0.89	0.95	14.85	4.9	22
ZZ24510		0.18	0.002	0.82	1.48	70.4	<0.2	<10	220	0.68	0.89	1.30	1.36	20.3	6.3	22
ZZ24511		0.19	0.009	3.42	2.52	75.2	<0.2	<10	170	1.02	1.45	1.57	3.05	17.70	5.8	37
ZZ24512		0.15	0.002	0.30	1.99	14.1	<0.2	<10	220	0.82	0.33	1.60	1.07	15.00	4.5	30
ZZ24513		0.19	0.002	0.56	2.17	25.9	<0.2	<10	110	0.86	0.90	1.76	1.27	13.60	4.5	30
ZZ24514		0.29	0.006	0.78	2.05	37.2	<0.2	<10	100	0.85	1.68	1.63	1.85	18.10	5.3	29
ZZ24515		0.14	0.001	0.41	1.93	23.5	<0.2	<10	110	0.72	0.34	1.72	0.80	14.50	4.3	28
ZZ24516		0.18	0.006	0.68	1.42	48.0	<0.2	<10	180	0.67	0.39	1.67	0.79	22.5	5.6	23
ZZ24517		0.23	0.002	0.93	2.91	246	<0.2	<10	180	1.06	0.45	1.15	0.98	22.9	7.2	41
ZZ24518		0.34	0.002	0.97	1.92	58.6	<0.2	<10	170	0.93	0.58	1.48	1.01	27.1	5.8	29
ZZ24519		0.27	0.005	0.18	0.91	4.4	<0.2	<10	190	0.31	0.24	0.60	1.11	16.80	4.9	13
ZZ24520		0.30	0.002	0.27	1.54	18.3	<0.2	<10	250	0.73	0.26	0.25	0.50	38.5	4.1	28
ZZ24521		0.24	0.004	0.29	1.26	14.1	<0.2	<10	460	0.87	0.32	0.37	0.35	47.9	7.0	22
ZZ24522		0.30	0.002	0.87	2.23	16.6	<0.2	<10	420	1.16	0.26	0.19	0.59	42.6	8.5	29
ZZ24523		0.25	0.002	0.45	1.78	12.3	<0.2	<10	260	0.58	0.32	0.14	0.55	28.5	5.1	26
ZZ24524		0.25	0.003	0.46	2.22	23.5	<0.2	<10	490	1.31	0.38	0.34	1.36	51.2	7.5	34
ZZ24525		0.25	0.002	0.47	2.38	20.1	<0.2	<10	380	1.08	0.36	0.18	0.60	25.9	5.9	36
ZZ24526		0.28	0.004	0.30	1.08	15.7	<0.2	<10	400	0.79	0.24	0.38	0.56	33.6	6.0	25
ZZ24527		0.30	0.003	0.57	1.89	21.6	<0.2	<10	300	0.83	0.30	0.24	0.76	28.9	8.3	31
ZZ24528		0.16	0.002	0.69	1.24	7.5	<0.2	<10	540	0.72	0.18	0.69	0.88	26.1	6.0	18
ZZ24529		0.17	0.007	0.39	0.83	4.8	<0.2	<10	260	0.27	0.19	0.51	0.64	13.20	6.8	16
ZZ24530		0.17	0.002	0.43	1.58	6.7	<0.2	<10	270	0.93	0.20	1.51	1.58	18.00	5.4	26
ZZ24531		0.23	0.003	0.43	1.67	9.7	<0.2	<10	330	0.87	0.29	1.29	1.11	18.50	5.6	28
ZZ24532		0.28	0.001	0.32	2.50	16.1	<0.2	<10	120	1.10	0.32	2.56	0.82	14.70	4.9	36
ZZ24533		0.14	0.007	0.44	1.70	10.5	<0.2	<10	350	0.93	0.34	1.28	0.88	19.30	6.1	25
ZZ24534		0.28	0.004	0.64	1.46	18.4	<0.2	<10	340	0.82	0.59	1.14	1.53	23.0	6.2	24
ZZ24535		0.21	0.004	0.42	1.01	10.3	<0.2	<10	210	0.31	0.30	0.37	0.33	18.30	4.4	20
CC93395		0.28	<0.001	0.15	1.31	16.7	<0.2	<10	170	1.12	0.17	0.67	0.43	19.65	5.5	21
CC93396		0.29	0.001	0.23	1.37	15.0	<0.2	<10	290	0.57	0.16	0.56	0.29	17.15	5.4	20
CC93397		0.27	<0.001	0.30	1.32	77.1	<0.2	<10	220	0.80	0.17	0.67	0.70	44.7	4.5	17
CC93398		0.28	<0.001	0.34	1.34	174.5	<0.2	<10	230	0.64	0.18	0.22	1.14	29.0	6.2	19
CC93399		0.27	0.003	0.43	1.83	111.0	<0.2	<10	400	1.41	0.20	0.88	0.67	31.2	7.9	26

***** See Appendix Page for comments regarding this certificate *****

ALS Canada Ltd.
2103 Dollarton Hwy
North Vancouver BC V7H 0A7
Phone: 604 984 0221 Fax: 604 984 0218 www.alsglobal.com

To: **SILVER RANGE RESOURCES LTD.**
C/O ARCHER, CATHRO & ASSOCIATES (1981) LIMITED
1016-510 W HASTINGS ST
VANCOUVER BC V6B 1L8

Finalized Date: 26-JUL-2012
Account: RANSIL

Project: Keg-Group 3

CERTIFICATE OF ANALYSIS WH12155826

Sample Description	Method	ME-MS41	ME-MS41	ME-MS41	ME-MS41	ME-MS41	ME-MS41	ME-MS41	ME-MS41	ME-MS41	ME-MS41	ME-MS41	ME-MS41	ME-MS41	ME-MS41	ME-MS41
	Analyte	Cs	Cu	Fe	Ga	Ge	Hf	Hg	In	K	La	Li	Mg	Mn	Mo	Na
	Units	ppm	ppm	%	ppm	ppm	ppm	ppm	ppm	%	ppm	ppm	%	ppm	ppm	%
	LOR	0.05	0.2	0.01	0.05	0.05	0.02	0.01	0.005	0.01	0.2	0.1	0.01	5	0.05	0.01
ZZ24501		2.08	13.1	1.89	4.23	<0.05	0.09	0.03	0.028	0.10	8.4	13.9	0.36	130	1.72	0.02
ZZ24502		2.13	17.4	1.69	3.63	<0.05	0.08	0.05	0.024	0.12	9.7	13.4	0.48	269	1.52	0.03
ZZ24503		1.50	18.3	1.65	3.65	<0.05	0.06	0.06	0.025	0.09	8.1	12.2	0.37	212	1.49	0.03
ZZ24504		1.93	14.3	1.24	4.29	0.08	0.10	0.05	0.015	0.11	5.3	13.3	0.79	186	1.09	0.03
ZZ24505		1.91	61.0	1.74	4.09	0.05	0.09	0.10	0.055	0.09	10.2	10.4	0.41	353	1.67	0.02
ZZ24506		1.90	61.5	1.99	4.31	0.06	0.06	0.09	0.072	0.07	11.0	11.7	0.44	453	1.20	0.02
ZZ24507		2.71	23.6	1.82	5.34	0.06	0.07	0.07	0.042	0.08	9.1	15.5	0.66	345	1.19	0.04
ZZ24508		1.11	10.5	0.99	2.93	<0.05	0.04	0.06	0.014	0.06	5.6	6.0	0.24	185	1.34	0.03
ZZ24509		1.98	14.5	1.30	4.13	<0.05	0.07	0.07	0.025	0.07	7.1	11.4	0.43	300	1.63	0.02
ZZ24510		2.23	28.2	1.80	4.45	0.05	0.07	0.08	0.032	0.09	10.4	12.6	0.43	394	1.83	0.03
ZZ24511		4.68	30.0	2.16	7.43	0.07	0.08	0.06	0.065	0.08	9.9	19.1	0.91	355	1.03	0.04
ZZ24512		2.98	15.4	1.70	5.28	<0.05	0.07	0.05	0.026	0.06	7.6	14.0	0.69	302	0.67	0.04
ZZ24513		3.68	16.1	1.73	6.05	0.06	0.07	0.05	0.040	0.09	7.2	13.9	0.91	258	0.56	0.04
ZZ24514		3.58	20.3	1.95	5.98	0.05	0.07	0.06	0.050	0.07	9.9	15.3	0.83	324	0.89	0.03
ZZ24515		3.70	15.7	1.80	5.92	0.06	0.07	0.05	0.028	0.09	7.2	15.1	0.91	294	0.71	0.03
ZZ24516		2.10	27.1	1.65	4.46	0.05	0.06	0.08	0.027	0.07	11.0	13.7	0.44	280	1.38	0.02
ZZ24517		6.32	20.4	2.92	7.67	0.08	0.09	0.07	0.039	0.16	11.2	22.9	1.94	596	1.21	0.03
ZZ24518		3.57	20.1	1.99	5.65	0.06	0.08	0.07	0.029	0.09	13.5	15.8	0.71	461	1.38	0.03
ZZ24519		1.74	24.0	1.08	3.89	<0.05	<0.02	0.10	0.015	0.04	7.7	5.6	0.12	547	0.82	0.02
ZZ24520		1.76	9.4	1.90	5.33	0.06	<0.02	0.06	0.024	0.06	18.5	14.1	0.38	214	1.12	0.01
ZZ24521		1.52	21.4	1.92	3.99	0.07	0.05	0.09	0.025	0.07	25.1	13.0	0.36	374	1.80	0.02
ZZ24522		2.41	14.9	2.09	5.44	0.06	0.08	0.08	0.030	0.08	21.2	20.4	0.48	355	1.34	0.01
ZZ24523		1.77	8.8	2.66	6.00	0.05	0.04	0.07	0.026	0.07	14.5	16.3	0.35	205	1.41	0.01
ZZ24524		2.91	22.6	2.28	5.73	0.07	0.04	0.07	0.037	0.12	20.4	18.1	0.57	318	2.08	0.01
ZZ24525		3.36	14.2	2.36	6.88	0.06	0.16	0.04	0.040	0.08	16.1	23.4	0.49	205	1.47	0.01
ZZ24526		1.42	21.8	1.63	3.49	0.07	0.08	0.07	0.022	0.09	17.0	10.9	0.42	299	2.79	0.01
ZZ24527		2.64	21.0	2.67	5.09	0.06	0.06	0.07	0.039	0.10	23.6	18.6	0.43	197	2.95	0.01
ZZ24528		1.39	23.7	1.42	4.05	0.05	0.03	0.14	0.027	0.06	13.4	9.5	0.26	893	1.34	0.03
ZZ24529		1.36	12.5	1.06	3.28	<0.05	<0.02	0.08	0.016	0.06	6.5	6.3	0.25	535	1.72	0.03
ZZ24530		2.28	22.5	1.70	4.47	0.05	0.07	0.07	0.027	0.06	9.7	14.2	0.48	379	1.12	0.02
ZZ24531		2.20	21.2	1.70	4.83	0.06	0.08	0.07	0.028	0.08	10.2	14.0	0.59	248	1.11	0.04
ZZ24532		4.30	15.2	2.26	6.81	0.06	0.10	0.04	0.044	0.19	7.8	17.1	0.78	235	1.21	0.07
ZZ24533		2.23	27.7	1.72	4.69	0.05	0.06	0.08	0.029	0.07	10.8	13.5	0.54	493	1.23	0.03
ZZ24534		2.09	27.5	2.02	4.29	0.05	0.07	0.07	0.034	0.12	12.5	12.1	0.53	309	1.79	0.03
ZZ24535		1.54	10.3	1.32	3.63	<0.05	0.02	0.07	0.017	0.08	10.2	9.7	0.43	154	2.31	0.02
CC93395		3.42	9.7	2.23	3.25	<0.05	0.14	0.03	0.023	0.12	9.2	13.9	0.44	204	1.53	0.02
CC93396		1.71	13.3	2.04	3.83	<0.05	0.06	0.03	0.024	0.08	8.0	11.0	0.32	163	1.52	0.02
CC93397		4.47	30.9	2.08	3.10	0.06	0.05	0.04	0.040	0.06	21.6	10.3	0.16	149	1.78	0.01
CC93398		2.03	33.2	2.12	3.77	<0.05	0.08	0.03	0.032	0.05	12.6	12.1	0.26	257	2.12	0.02
CC93399		4.79	68.0	2.57	4.28	0.07	0.18	0.06	0.043	0.10	16.9	27.4	0.49	173	2.23	0.02

***** See Appendix Page for comments regarding this certificate *****

ALS Canada Ltd.
2103 Dollarton Hwy
North Vancouver BC V7H 0A7
Phone: 604 984 0221 Fax: 604 984 0218 www.alsglobal.com

To: **SILVER RANGE RESOURCES LTD.**
C/O ARCHER, CATHRO & ASSOCIATES (1981) LIMITED
1016-510 W HASTINGS ST
VANCOUVER BC V6B 1L8

Finalized Date: 26-JUL-2012
Account: RANSIL

Project: Keg-Group 3

CERTIFICATE OF ANALYSIS WH12155826

Sample Description	Method	ME-MS41	ME-MS41	ME-MS41	ME-MS41	ME-MS41	ME-MS41	ME-MS41	ME-MS41	ME-MS41	ME-MS41	ME-MS41	ME-MS41	ME-MS41	ME-MS41	ME-MS41
	Analyte	Nb	Ni	P	Pb	Rb	Re	S	Sb	Sc	Se	Sn	Sr	Ta	Te	Th
	Units	ppm	ppm	ppm	ppm	ppm	ppm	%	ppm	ppm	ppm	ppm	ppm	ppm	ppm	ppm
	LOR	0.05	0.2	10	0.2	0.1	0.001	0.01	0.05	0.1	0.2	0.2	0.2	0.01	0.01	0.2
ZZ24501		2.29	25.3	150	32.4	22.6	0.001	0.05	1.80	2.2	0.4	2.0	31.9	<0.01	0.04	4.2
ZZ24502		1.39	31.6	340	27.1	22.7	0.001	0.06	1.64	2.5	0.6	1.0	71.8	<0.01	0.04	2.9
ZZ24503		1.29	28.5	310	23.5	15.8	0.001	0.09	1.81	2.5	0.9	1.0	54.4	<0.01	0.04	2.3
ZZ24504		1.44	17.2	720	18.6	11.5	0.001	0.08	1.22	2.2	0.8	1.1	56.1	0.01	0.03	2.3
ZZ24505		0.95	28.6	800	147.0	17.2	0.001	0.10	6.24	2.0	2.9	6.5	52.7	<0.01	0.04	1.4
ZZ24506		1.16	22.7	730	299	16.0	0.001	0.10	5.58	2.3	4.1	8.4	47.8	<0.01	0.07	1.8
ZZ24507		1.43	26.4	660	43.1	18.6	<0.001	0.09	1.87	2.8	1.1	2.1	71.6	<0.01	0.04	2.0
ZZ24508		0.68	10.5	640	14.2	9.9	<0.001	0.08	1.00	1.2	0.4	0.6	29.0	<0.01	0.02	0.9
ZZ24509		1.11	20.8	720	29.8	13.3	0.001	0.09	1.55	1.8	0.5	1.4	35.1	<0.01	0.03	1.6
ZZ24510		1.15	24.2	740	50.2	17.0	0.001	0.11	3.49	2.4	1.3	4.7	51.8	<0.01	0.05	1.8
ZZ24511		1.70	32.3	670	273	20.5	0.001	0.11	4.76	3.3	0.9	15.6	71.8	<0.01	0.06	2.1
ZZ24512		1.26	22.0	640	19.2	13.7	0.001	0.14	1.30	2.3	0.5	0.9	67.7	<0.01	0.02	1.4
ZZ24513		1.44	24.6	520	36.7	19.8	<0.001	0.08	1.25	2.9	0.7	1.3	76.6	<0.01	0.04	1.7
ZZ24514		1.46	27.3	520	32.5	15.7	<0.001	0.10	2.43	2.6	0.7	4.5	58.2	<0.01	0.04	1.8
ZZ24515		1.75	19.8	550	25.0	16.5	0.001	0.11	1.80	2.5	0.6	1.9	59.9	<0.01	0.04	1.6
ZZ24516		1.18	21.6	710	46.4	13.9	<0.001	0.11	3.32	2.3	1.3	4.3	36.8	<0.01	0.04	1.7
ZZ24517		2.34	33.9	410	118.5	27.5	<0.001	0.07	3.62	3.8	0.6	4.0	43.2	<0.01	0.06	4.6
ZZ24518		1.60	28.0	510	58.7	19.7	<0.001	0.08	5.32	3.1	1.2	9.3	57.8	<0.01	0.07	2.9
ZZ24519		0.80	9.4	420	9.2	15.6	<0.001	0.05	0.44	0.9	<0.2	0.6	35.5	<0.01	0.03	0.3
ZZ24520		1.40	15.3	570	15.8	11.0	<0.001	0.03	1.14	2.8	0.3	0.9	17.4	<0.01	0.03	2.2
ZZ24521		0.98	22.9	950	16.5	9.1	<0.001	0.04	1.74	4.0	1.1	1.2	28.6	<0.01	0.06	5.9
ZZ24522		1.83	27.2	640	15.8	13.0	<0.001	0.05	1.46	3.8	0.5	1.0	15.9	<0.01	0.04	6.7
ZZ24523		1.89	13.9	410	13.8	12.6	<0.001	<0.01	0.85	2.7	0.6	1.0	12.3	<0.01	0.02	3.7
ZZ24524		1.77	30.9	1130	20.5	17.7	0.001	<0.01	2.20	4.2	1.1	1.8	27.1	<0.01	0.03	4.1
ZZ24525		2.79	25.5	440	16.4	15.8	<0.001	<0.01	1.48	3.8	0.9	1.8	19.0	0.01	0.02	5.5
ZZ24526		1.21	25.8	1130	13.3	9.2	0.001	<0.01	1.85	3.6	1.4	0.7	28.5	<0.01	0.04	4.4
ZZ24527		1.19	31.7	980	19.4	15.9	0.001	0.01	2.18	3.6	1.2	1.6	21.0	<0.01	0.04	4.8
ZZ24528		0.64	18.9	1000	8.2	9.2	0.002	0.05	1.03	2.3	1.7	0.6	41.3	0.01	0.03	0.7
ZZ24529		0.46	10.0	970	9.7	8.8	0.001	0.06	0.55	0.8	0.9	0.4	28.7	<0.01	0.01	0.2
ZZ24530		0.93	24.1	870	13.4	13.9	<0.001	0.07	1.06	2.3	1.1	0.3	72.0	<0.01	0.03	1.3
ZZ24531		1.10	25.8	720	13.5	15.3	<0.001	0.06	1.02	3.0	1.3	0.5	74.2	<0.01	0.03	1.8
ZZ24532		2.03	27.3	500	16.4	26.7	<0.001	0.05	1.97	3.5	0.5	0.7	123.0	0.01	0.03	2.4
ZZ24533		0.89	25.1	840	13.5	13.5	0.001	0.05	1.15	2.5	1.3	0.5	64.2	<0.01	0.04	1.1
ZZ24534		1.21	29.0	920	24.1	16.5	0.002	0.03	2.03	3.2	1.3	1.3	60.6	<0.01	0.04	2.4
ZZ24535		0.99	17.7	850	13.8	9.8	0.001	0.01	1.49	1.9	0.5	0.8	27.7	<0.01	0.02	1.8
CC93395		4.18	34.1	170	21.7	16.6	<0.001	0.01	1.43	2.6	0.7	5.2	27.7	<0.01	0.02	4.0
CC93396		1.48	20.4	170	19.4	10.7	<0.001	0.02	1.16	2.1	0.3	0.8	23.3	<0.01	0.02	2.7
CC93397		0.86	33.2	320	23.9	15.9	<0.001	0.03	1.70	2.0	0.8	1.1	39.8	<0.01	0.06	2.6
CC93398		1.05	32.4	190	161.0	9.1	<0.001	0.01	3.21	2.2	0.6	13.4	15.9	<0.01	0.03	2.8
CC93399		2.50	68.7	290	49.3	19.2	<0.001	<0.01	3.84	3.7	1.6	1.8	45.0	<0.01	0.06	5.7

***** See Appendix Page for comments regarding this certificate *****

ALS Canada Ltd.
2103 Dollarton Hwy
North Vancouver BC V7H 0A7
Phone: 604 984 0221 Fax: 604 984 0218 www.alsglobal.com

To: **SILVER RANGE RESOURCES LTD.**
C/O ARCHER, CATHRO & ASSOCIATES (1981) LIMITED
1016-510 W HASTINGS ST
VANCOUVER BC V6B 1L8

Finalized Date: 26-JUL-2012
Account: RANSIL

Project: Keg-Group 3

CERTIFICATE OF ANALYSIS WH12155826

Sample Description	Method	ME-MS41	ME-MS41	ME-MS41	ME-MS41	ME-MS41	ME-MS41	ME-MS41	ME-MS41
	Analyte	Ti	Tl	U	V	W	Y	Zn	Zr
	Units	%	ppm	ppm	ppm	ppm	ppm	ppm	ppm
	LOR	0.005	0.02	0.05	1	0.05	0.05	2	0.5
ZZ24501		0.041	0.25	0.74	62	0.22	5.12	93	3.6
ZZ24502		0.035	0.34	0.81	61	0.18	10.90	103	2.8
ZZ24503		0.028	0.23	1.04	57	0.18	7.90	99	2.7
ZZ24504		0.045	0.14	0.81	90	0.20	5.67	167	4.1
ZZ24505		0.024	0.23	2.21	58	0.10	8.22	503	3.1
ZZ24506		0.029	0.20	2.34	63	0.14	8.70	934	2.4
ZZ24507		0.034	0.24	1.10	109	0.25	8.28	275	2.9
ZZ24508		0.025	0.17	0.83	41	0.11	3.32	73	1.8
ZZ24509		0.029	0.20	0.94	73	0.13	4.87	144	2.6
ZZ24510		0.026	0.21	1.63	71	0.24	7.89	168	2.9
ZZ24511		0.037	0.36	1.33	147	0.17	8.00	273	3.3
ZZ24512		0.034	0.25	1.49	110	0.22	6.52	139	2.3
ZZ24513		0.042	0.25	1.14	121	0.13	6.07	146	3.0
ZZ24514		0.036	0.22	1.23	113	0.12	7.09	206	3.1
ZZ24515		0.042	0.26	1.14	113	0.12	5.35	98	3.2
ZZ24516		0.029	0.21	2.63	78	0.18	8.30	92	2.2
ZZ24517		0.067	0.47	1.50	157	0.19	8.48	210	3.6
ZZ24518		0.034	0.30	1.25	104	0.17	10.20	125	3.4
ZZ24519		0.028	0.13	0.62	48	0.24	4.31	42	<0.5
ZZ24520		0.042	0.31	0.93	72	1.39	9.46	85	<0.5
ZZ24521		0.040	0.22	1.10	59	0.23	16.10	95	2.6
ZZ24522		0.039	0.31	1.02	69	0.47	8.97	159	3.2
ZZ24523		0.055	0.19	0.70	68	0.38	4.33	68	1.5
ZZ24524		0.045	0.43	1.26	98	0.45	12.80	135	1.4
ZZ24525		0.063	0.32	0.94	122	0.35	8.51	94	6.3
ZZ24526		0.041	0.23	1.18	80	0.17	14.05	88	3.3
ZZ24527		0.026	0.38	0.91	87	0.58	9.57	124	2.3
ZZ24528		0.020	0.17	1.52	46	0.15	15.30	66	0.7
ZZ24529		0.017	0.15	1.03	47	0.11	3.96	51	<0.5
ZZ24530		0.026	0.16	1.62	91	0.12	9.10	104	2.2
ZZ24531		0.030	0.21	2.10	93	0.15	11.10	119	2.8
ZZ24532		0.043	0.33	0.93	145	0.17	7.22	128	3.5
ZZ24533		0.023	0.22	1.83	82	0.13	12.00	125	2.1
ZZ24534		0.031	0.23	1.19	80	0.23	10.65	152	2.5
ZZ24535		0.032	0.20	0.76	61	0.20	4.81	106	0.8
CC93395		0.089	0.29	0.95	55	0.41	14.10	70	4.7
CC93396		0.037	0.17	0.62	50	0.21	4.48	69	2.0
CC93397		0.018	0.19	1.06	53	0.18	12.90	167	1.7
CC93398		0.026	0.24	0.79	59	0.19	7.86	248	2.6
CC93399		0.047	0.85	1.27	73	0.26	24.3	309	6.6

***** See Appendix Page for comments regarding this certificate *****

ALS Canada Ltd.
2103 Dollarton Hwy
North Vancouver BC V7H 0A7
Phone: 604 984 0221 Fax: 604 984 0218 www.alsglobal.com

To: **SILVER RANGE RESOURCES LTD.**
C/O ARCHER, CATHRO & ASSOCIATES (1981) LIMITED
1016-510 W HASTINGS ST
VANCOUVER BC V6B 1L8

Finalized Date: 26-JUL-2012
Account: RANSIL

Project: Keg-Group 3

CERTIFICATE OF ANALYSIS WH12155826

Sample Description	Method	WEI-21	Au-ICP21	ME-MS41	ME-MS41	ME-MS41	ME-MS41	ME-MS41	ME-MS41	ME-MS41	ME-MS41	ME-MS41	ME-MS41	ME-MS41	ME-MS41	ME-MS41
	Analyte	Recvd Wt.	Au	Ag	Al	As	Au	B	Ba	Be	Bi	Ca	Cd	Ce	Co	Cr
	Units	kg	ppm	ppm	%	ppm	ppm	ppm	ppm	ppm	ppm	%	ppm	ppm	ppm	ppm
	LOR	0.02	0.001	0.01	0.01	0.1	0.2	10	10	0.05	0.01	0.01	0.01	0.02	0.1	1
CC93400		0.34	<0.001	0.47	1.29	39.9	<0.2	<10	200	1.25	0.21	1.29	0.86	40.0	8.4	21
CC36437		0.30	0.005	1.16	1.40	150.5	<0.2	<10	130	0.49	0.27	0.11	0.86	22.5	5.7	30
CC36438		0.34	0.002	1.00	0.79	34.2	<0.2	<10	160	0.45	0.28	0.09	0.37	33.4	3.1	17
CC36439		0.31	0.016	1.43	1.92	25.2	<0.2	<10	120	0.99	0.23	0.09	0.48	25.6	5.1	32
CC36440		0.33	0.005	0.93	1.75	30.7	<0.2	<10	140	0.97	0.30	0.11	0.42	24.3	5.1	30
CC36441		0.29	0.006	1.37	1.87	26.3	<0.2	<10	150	1.12	0.25	0.16	0.51	20.3	4.3	25
CC36442		0.30	0.005	0.82	2.17	32.4	<0.2	<10	190	1.27	0.29	0.11	0.50	22.5	4.8	32
CC36443		0.30	0.007	0.66	1.62	33.8	<0.2	<10	110	0.58	0.26	0.07	0.52	20.3	2.9	28
CC36444		0.19	0.008	1.73	2.41	27.3	<0.2	<10	160	2.13	0.35	0.33	2.12	30.2	7.2	37
CC36445		0.26	0.003	0.45	1.62	35.7	<0.2	<10	130	0.81	0.17	0.24	0.58	24.2	5.0	26
CC36446		0.24	0.038	0.75	0.84	49.5	<0.2	<10	150	0.47	0.23	0.07	1.08	32.1	3.1	19
CC36447		0.22	0.002	0.88	1.44	26.2	<0.2	<10	140	0.90	0.17	0.61	0.59	21.2	9.9	18
CC36448		0.20	0.003	0.44	2.06	20.9	<0.2	<10	150	1.18	0.16	0.48	0.44	17.85	6.7	32
CC36449		0.39	0.001	0.44	1.48	32.0	<0.2	<10	160	0.77	0.25	0.34	0.33	18.95	4.7	29
CC36450		0.23	0.002	0.43	2.05	15.6	<0.2	<10	150	1.24	0.20	0.37	0.16	24.0	6.3	42
CC48290		0.25	0.002	0.36	1.80	11.4	<0.2	<10	120	1.13	0.14	0.46	0.15	17.05	5.0	32
CC48291		0.28	0.001	0.26	1.50	19.7	<0.2	<10	130	0.64	0.15	0.36	0.22	24.9	3.3	25
CC48292		0.32	0.001	0.31	2.16	25.7	<0.2	<10	120	1.46	0.15	0.70	0.89	30.6	24.4	83
CC48293		0.32	0.002	0.59	1.47	21.0	<0.2	<10	120	0.89	0.19	0.15	0.73	26.1	6.8	25
CC48294		0.39	0.004	1.32	2.09	22.7	<0.2	<10	170	1.16	0.28	0.11	0.61	25.3	5.3	34
CC48295		0.36	0.004	0.29	1.85	15.2	<0.2	<10	130	0.85	0.25	0.09	0.51	24.9	6.3	31
CC48296		0.39	0.003	0.31	1.16	19.1	<0.2	<10	180	0.43	0.30	0.07	0.39	23.2	3.0	19
CC48297		0.36	0.004	1.12	1.87	25.6	<0.2	<10	170	0.93	0.25	0.12	0.64	22.4	5.3	30
CC48298		0.43	0.005	0.79	1.06	42.5	<0.2	<10	210	0.37	0.31	0.05	0.24	22.1	3.0	22
CC48299		0.25	0.002	3.11	1.60	135.5	<0.2	<10	130	0.61	0.22	0.10	0.92	23.9	4.6	26
CC48300		0.31	0.002	0.59	3.62	16.1	<0.2	<10	40	1.99	0.12	0.32	3.22	16.65	17.8	34
CC36692		0.36	<0.001	1.28	2.35	243	<0.2	<10	240	1.09	1.79	2.46	1.96	11.85	4.7	30
CC36693		0.23	0.001	0.74	2.52	25.5	<0.2	<10	380	1.07	0.95	2.21	1.49	12.10	5.0	33
CC36694		0.30	<0.001	0.35	2.05	14.2	<0.2	<10	390	0.80	0.35	1.84	0.95	12.75	4.6	31
CC36695		0.24	0.001	0.21	1.25	7.4	<0.2	<10	180	0.46	0.19	1.55	0.59	8.63	3.2	17
CC36696		0.22	<0.001	0.27	1.28	11.6	<0.2	<10	170	0.57	0.21	1.53	0.83	9.50	4.0	18
CC36697		0.15	0.001	0.36	1.20	19.0	<0.2	<10	200	0.47	0.22	1.39	0.71	16.15	4.3	18
CC36698		0.18	0.001	0.30	1.43	12.9	<0.2	<10	200	0.70	0.20	1.70	0.89	16.75	4.2	19
CC36699		0.21	0.003	0.15	1.00	4.9	<0.2	<10	80	0.44	0.10	2.34	0.62	8.02	2.6	9
CC36700		0.26	0.001	0.35	1.85	15.0	<0.2	<10	180	0.91	0.44	2.25	1.28	18.55	5.0	28
CC70588		0.30	0.005	0.80	1.16	15.8	<0.2	<10	530	0.74	0.24	1.23	1.42	32.6	6.8	22
CC70589		0.32	<0.001	0.15	1.46	17.1	<0.2	<10	150	0.81	0.15	0.84	0.29	17.50	4.3	26
CC70590		0.31	<0.001	0.23	1.12	11.2	<0.2	<10	140	0.66	0.12	1.80	0.26	12.15	4.6	18
CC70591		0.33	0.002	0.31	1.25	14.4	<0.2	<10	180	0.74	0.15	2.07	0.48	15.15	4.8	22
CC70592		0.33	0.002	0.50	1.14	8.8	<0.2	<10	480	0.61	0.16	1.76	0.94	21.6	5.9	22

***** See Appendix Page for comments regarding this certificate *****

ALS Canada Ltd.
2103 Dollarton Hwy
North Vancouver BC V7H 0A7
Phone: 604 984 0221 Fax: 604 984 0218 www.alsglobal.com

To: **SILVER RANGE RESOURCES LTD.**
C/O ARCHER, CATHRO & ASSOCIATES (1981) LIMITED
1016-510 W HASTINGS ST
VANCOUVER BC V6B 1L8

Finalized Date: 26-JUL-2012
Account: RANSIL

Project: Keg-Group 3

CERTIFICATE OF ANALYSIS WH12155826

Sample Description	Method	ME-MS41	ME-MS41	ME-MS41	ME-MS41	ME-MS41	ME-MS41	ME-MS41	ME-MS41	ME-MS41	ME-MS41	ME-MS41	ME-MS41	ME-MS41	ME-MS41	ME-MS41
	Analyte	Cs	Cu	Fe	Ga	Ge	Hf	Hg	In	K	La	Li	Mg	Mn	Mo	Na
	Units	ppm	ppm	%	ppm	ppm	ppm	ppm	ppm	%	ppm	ppm	%	ppm	ppm	%
	LOR	0.05	0.2	0.01	0.05	0.05	0.02	0.01	0.005	0.01	0.2	0.1	0.01	5	0.05	0.01
CC93400		4.66	26.4	2.69	3.12	0.07	0.20	0.05	0.033	0.16	21.6	15.2	0.43	150	2.09	0.02
CC36437		5.92	24.2	3.12	8.29	0.05	0.03	0.13	0.030	0.07	12.1	8.8	0.34	184	7.00	0.01
CC36438		4.44	19.0	2.28	6.26	0.07	0.05	0.05	0.021	0.07	20.4	4.2	0.13	75	11.70	0.01
CC36439		6.31	25.6	3.28	6.70	0.06	0.03	0.10	0.036	0.11	13.5	20.8	0.49	173	3.96	0.02
CC36440		8.06	32.9	3.96	7.45	0.06	0.04	0.06	0.042	0.13	13.3	13.9	0.50	180	4.67	0.02
CC36441		5.43	25.6	3.04	6.08	0.06	0.04	0.07	0.031	0.10	11.1	11.1	0.39	134	3.84	0.03
CC36442		6.15	25.4	3.63	7.56	0.06	0.04	0.07	0.036	0.14	12.2	17.4	0.60	181	3.95	0.04
CC36443		4.92	21.0	2.64	7.11	0.05	0.04	0.08	0.027	0.11	10.8	9.3	0.35	88	3.65	0.02
CC36444		8.87	52.6	2.16	6.84	0.11	0.06	0.07	0.035	0.20	15.8	22.0	1.50	127	4.57	0.02
CC36445		2.75	19.0	2.19	5.26	0.06	0.02	0.05	0.021	0.08	12.6	19.8	0.86	172	3.03	0.01
CC36446		3.98	19.3	2.59	4.40	0.05	<0.02	0.06	0.028	0.08	19.2	3.1	0.14	79	5.63	0.01
CC36447		7.25	22.6	1.88	4.39	0.05	0.02	0.05	0.019	0.09	12.3	12.2	0.81	324	1.96	0.03
CC36448		7.30	22.8	2.10	5.50	0.07	0.08	0.04	0.024	0.16	10.5	18.2	1.43	342	2.65	0.02
CC36449		8.39	21.5	2.73	5.70	0.05	<0.02	0.06	0.036	0.16	11.0	18.5	0.98	106	8.29	0.02
CC36450		5.91	20.6	2.22	7.05	0.06	0.05	0.05	0.029	0.11	13.4	21.6	1.02	131	4.24	0.02
CC48290		4.33	17.0	1.83	5.28	0.06	0.05	0.06	0.022	0.10	10.3	15.8	0.87	105	3.08	0.02
CC48291		5.81	16.3	1.65	4.45	0.06	0.02	0.04	0.018	0.10	14.3	13.3	0.93	95	1.90	0.02
CC48292		12.10	43.1	2.64	5.07	0.10	0.02	0.02	0.030	0.16	17.4	29.1	2.28	526	2.11	0.02
CC48293		3.56	29.4	2.60	4.60	0.06	0.03	0.04	0.028	0.10	13.4	15.7	0.48	178	3.61	0.01
CC48294		5.78	37.7	2.90	6.79	0.06	0.02	0.09	0.037	0.19	12.8	20.6	0.68	139	3.53	0.02
CC48295		4.69	20.5	3.04	7.03	0.07	0.05	0.04	0.028	0.18	13.2	19.4	0.73	191	3.08	0.02
CC48296		5.28	18.3	2.82	6.85	0.05	0.05	0.04	0.028	0.09	12.0	9.0	0.29	85	4.07	0.02
CC48297		4.06	24.1	4.07	7.12	0.05	0.08	0.07	0.033	0.10	11.9	23.0	0.53	154	4.03	0.02
CC48298		6.38	18.0	2.86	6.35	0.06	0.35	0.04	0.028	0.13	14.5	11.1	0.35	117	35.1	0.02
CC48299		3.79	32.0	2.93	5.24	0.06	0.04	0.07	0.034	0.08	13.6	17.0	0.40	159	10.40	0.02
CC48300		8.46	58.4	2.33	10.25	0.19	0.19	0.02	0.025	0.57	5.4	45.1	3.26	374	2.22	0.01
CC36692		3.50	21.6	2.85	5.79	0.06	0.09	0.03	0.058	0.15	6.0	16.0	0.77	270	0.95	0.05
CC36693		3.67	18.3	2.62	6.38	0.06	0.09	0.04	0.051	0.14	6.5	18.1	0.93	265	0.69	0.05
CC36694		2.87	15.1	1.98	5.06	0.05	0.09	0.05	0.032	0.08	6.7	14.9	0.82	316	0.69	0.05
CC36695		1.51	10.1	1.54	3.12	<0.05	0.05	0.04	0.020	0.06	4.2	7.7	0.40	225	0.42	0.04
CC36696		2.17	13.6	1.83	3.32	<0.05	0.06	0.03	0.029	0.06	4.5	12.0	0.51	247	0.50	0.04
CC36697		1.62	12.5	1.69	3.34	0.05	0.07	0.05	0.022	0.06	8.1	15.2	0.48	374	0.96	0.03
CC36698		1.93	16.6	1.61	3.62	<0.05	0.06	0.06	0.031	0.06	8.9	12.2	0.43	348	0.65	0.04
CC36699		0.91	14.8	0.96	2.12	<0.05	0.05	0.05	0.014	0.03	4.1	3.6	0.12	200	0.58	0.04
CC36700		2.60	14.8	2.02	4.61	0.06	0.06	0.08	0.062	0.08	11.0	13.6	0.54	383	0.75	0.03
CC70588		2.13	36.3	1.98	3.40	0.07	0.08	0.10	0.029	0.12	20.3	12.9	0.40	259	1.47	0.02
CC70589		2.25	8.1	2.06	3.26	0.05	0.16	0.02	0.021	0.13	8.7	14.4	0.52	137	0.95	0.02
CC70590		2.66	7.8	1.69	2.26	<0.05	0.10	0.02	0.018	0.14	5.1	8.3	0.43	174	0.76	0.03
CC70591		2.27	17.7	1.82	2.87	0.05	0.07	0.04	0.018	0.12	8.6	9.7	0.46	196	1.32	0.04
CC70592		1.54	20.9	1.64	2.78	0.05	0.06	0.07	0.020	0.12	11.6	11.3	0.41	277	0.75	0.03

***** See Appendix Page for comments regarding this certificate *****

ALS Canada Ltd.
2103 Dollarton Hwy
North Vancouver BC V7H 0A7
Phone: 604 984 0221 Fax: 604 984 0218 www.alsglobal.com

To: **SILVER RANGE RESOURCES LTD.**
C/O ARCHER, CATHRO & ASSOCIATES (1981) LIMITED
1016-510 W HASTINGS ST
VANCOUVER BC V6B 1L8

Finalized Date: 26-JUL-2012
Account: RANSIL

Project: Keg-Group 3

CERTIFICATE OF ANALYSIS WH12155826

Sample Description	Method	ME-MS41	ME-MS41	ME-MS41	ME-MS41	ME-MS41	ME-MS41	ME-MS41	ME-MS41	ME-MS41	ME-MS41	ME-MS41	ME-MS41	ME-MS41	ME-MS41	ME-MS41
	Analyte	Nb	Ni	P	Pb	Rb	Re	S	Sb	Sc	Se	Sn	Sr	Ta	Te	Th
	Units	ppm	ppm	ppm	ppm	ppm	ppm	%	ppm	ppm	ppm	ppm	ppm	ppm	ppm	ppm
	LOR	0.05	0.2	10	0.2	0.1	0.001	0.01	0.05	0.1	0.2	0.2	0.2	0.01	0.01	0.2
CC93400		1.58	57.0	220	38.5	24.1	<0.001	0.01	4.00	3.0	1.3	1.5	59.5	<0.01	0.03	5.4
CC36437		1.87	23.2	760	61.7	14.1	<0.001	0.05	3.41	1.4	1.4	4.1	16.3	<0.01	0.08	0.4
CC36438		2.59	18.9	530	38.3	13.3	<0.001	0.04	6.83	1.5	1.4	1.7	48.1	<0.01	0.10	2.9
CC36439		2.07	24.2	730	20.7	21.9	<0.001	0.09	3.97	1.8	1.1	0.7	28.6	<0.01	0.06	0.8
CC36440		2.64	23.5	660	28.9	24.4	<0.001	0.10	5.78	2.5	1.5	1.1	33.0	<0.01	0.08	2.5
CC36441		1.91	19.1	660	23.3	18.6	<0.001	0.12	4.46	1.6	1.4	0.8	32.6	<0.01	0.06	1.2
CC36442		1.79	23.3	780	25.1	28.2	<0.001	0.19	5.87	2.1	1.3	0.8	48.8	<0.01	0.05	1.5
CC36443		1.63	17.2	810	30.6	18.9	<0.001	0.13	5.39	1.3	1.3	0.9	28.4	<0.01	0.07	0.5
CC36444		1.66	50.3	1610	50.6	21.9	0.002	0.13	7.99	2.6	3.5	0.7	68.1	<0.01	0.09	1.6
CC36445		0.87	29.1	1230	19.4	15.5	<0.001	0.03	5.93	1.2	1.1	0.6	21.0	<0.01	0.06	0.3
CC36446		0.28	19.3	1490	40.7	8.2	0.001	0.14	8.95	0.2	1.8	0.9	35.1	<0.01	0.13	<0.2
CC36447		0.53	25.7	1120	19.8	15.3	<0.001	0.08	3.53	0.9	1.1	0.4	32.7	<0.01	0.03	0.3
CC36448		1.55	36.1	1000	11.8	22.1	0.001	0.05	4.13	2.4	0.9	0.4	31.9	<0.01	0.04	1.7
CC36449		0.73	34.7	1460	30.3	25.5	0.001	0.13	10.80	1.2	1.4	0.6	35.2	<0.01	0.10	0.4
CC36450		1.40	43.7	1590	13.2	20.3	0.001	0.09	3.39	1.6	1.8	0.5	28.6	<0.01	0.05	0.5
CC48290		1.03	37.1	1500	11.5	15.5	0.001	0.12	2.40	1.2	1.4	0.4	31.6	<0.01	0.04	0.5
CC48291		0.81	21.0	920	10.1	17.9	0.001	0.08	3.23	1.6	1.2	0.4	19.1	<0.01	0.04	0.6
CC48292		0.40	85.0	1320	12.6	21.0	0.002	0.04	3.27	4.2	2.1	0.4	29.7	<0.01	0.07	1.3
CC48293		1.18	35.5	680	20.2	15.0	0.001	0.09	3.12	1.8	1.1	0.6	25.5	<0.01	0.07	0.9
CC48294		1.18	25.5	1020	20.7	32.5	<0.001	0.17	3.44	1.8	2.3	0.8	51.6	<0.01	0.06	0.5
CC48295		2.20	27.1	440	14.2	36.3	<0.001	0.08	1.92	2.9	0.9	0.8	23.1	<0.01	0.04	1.8
CC48296		2.72	15.7	440	29.0	16.1	<0.001	0.13	2.49	1.7	0.8	1.0	39.6	<0.01	0.07	2.4
CC48297		3.35	27.2	510	29.7	17.3	<0.001	0.09	4.05	2.8	1.3	1.0	33.1	<0.01	0.07	3.8
CC48298		4.40	17.4	440	62.4	18.3	<0.001	0.12	8.36	2.0	2.4	1.0	57.7	<0.01	0.16	4.9
CC48299		1.90	22.1	490	91.2	17.4	<0.001	0.06	5.64	2.2	2.1	4.9	28.2	<0.01	0.09	1.9
CC48300		1.97	85.4	280	21.2	53.1	0.001	0.02	2.41	4.5	0.9	1.2	68.4	<0.01	0.06	4.4
CC36692		1.26	28.2	510	81.8	20.9	<0.001	0.12	3.59	3.0	0.8	0.8	143.5	<0.01	0.04	2.3
CC36693		1.41	28.3	510	43.7	21.5	<0.001	0.10	1.63	3.2	0.9	0.7	107.0	0.01	0.04	2.4
CC36694		0.97	22.8	690	18.0	16.0	<0.001	0.11	1.00	2.3	0.8	0.5	94.2	<0.01	0.03	1.4
CC36695		0.61	13.3	510	9.4	7.9	<0.001	0.09	0.64	1.5	0.2	0.3	64.3	<0.01	0.02	1.0
CC36696		0.65	18.2	480	15.1	9.4	<0.001	0.09	1.12	1.8	0.7	0.4	65.0	<0.01	0.03	1.0
CC36697		0.71	15.5	860	20.4	9.3	<0.001	0.13	1.05	1.6	1.0	1.0	56.0	<0.01	0.04	1.2
CC36698		0.84	16.4	710	13.8	9.5	<0.001	0.12	0.98	1.6	1.0	1.2	60.8	<0.01	0.03	0.9
CC36699		0.56	9.2	660	7.1	4.3	<0.001	0.15	0.61	0.5	0.6	0.2	65.9	0.01	0.01	0.3
CC36700		1.15	22.4	760	14.5	18.6	<0.001	0.15	1.04	1.8	0.9	0.9	68.8	<0.01	0.04	1.0
CC70588		1.24	30.1	590	30.3	12.3	0.001	0.05	1.78	3.6	1.0	0.9	49.0	<0.01	0.05	3.2
CC70589		3.58	24.5	140	23.4	18.6	<0.001	0.06	1.50	2.5	0.5	0.9	48.6	<0.01	0.03	4.3
CC70590		1.54	24.4	310	16.8	18.2	<0.001	0.07	0.96	1.6	0.6	0.4	74.1	<0.01	0.03	2.4
CC70591		1.25	27.3	420	18.1	20.5	<0.001	0.06	1.46	2.0	1.0	1.6	89.2	<0.01	0.03	2.1
CC70592		1.21	24.7	510	17.9	16.1	0.002	0.09	1.02	2.5	1.1	0.6	65.1	<0.01	0.04	1.8

***** See Appendix Page for comments regarding this certificate *****

ALS Canada Ltd.
2103 Dollarton Hwy
North Vancouver BC V7H 0A7
Phone: 604 984 0221 Fax: 604 984 0218 www.alsglobal.com

To: **SILVER RANGE RESOURCES LTD.**
C/O ARCHER, CATHRO & ASSOCIATES (1981) LIMITED
1016-510 W HASTINGS ST
VANCOUVER BC V6B 1L8

Finalized Date: 26-JUL-2012
Account: RANSIL

Project: Keg-Group 3

CERTIFICATE OF ANALYSIS WH12155826

Sample Description	Method	ME-MS41	ME-MS41	ME-MS41	ME-MS41	ME-MS41	ME-MS41	ME-MS41	ME-MS41
	Analyte	Ti	Tl	U	V	W	Y	Zn	Zr
	Units	%	ppm	ppm	ppm	ppm	ppm	ppm	ppm
	LOR	0.005	0.02	0.05	1	0.05	0.05	2	0.5
CC93400		0.033	1.09	0.92	56	0.15	22.9	169	8.1
CC36437		0.069	0.36	1.71	79	0.31	5.13	98	0.8
CC36438		0.095	0.35	2.00	84	0.21	4.86	78	1.9
CC36439		0.081	0.34	1.54	71	0.35	5.69	84	1.3
CC36440		0.142	0.33	1.43	88	0.45	5.61	88	1.6
CC36441		0.086	0.25	1.73	75	0.37	4.49	86	1.3
CC36442		0.088	0.30	1.76	84	0.34	5.23	103	1.6
CC36443		0.067	0.30	1.51	84	0.26	3.55	57	1.4
CC36444		0.074	0.36	2.65	90	0.28	14.20	210	2.4
CC36445		0.048	0.26	1.77	57	0.22	7.56	149	0.6
CC36446		0.009	0.27	2.28	56	0.26	4.58	78	<0.5
CC36447		0.031	0.28	1.53	79	0.18	10.90	90	0.5
CC36448		0.065	0.37	2.43	150	0.20	12.90	79	2.3
CC36449		0.033	0.57	2.33	119	0.16	5.96	159	0.5
CC36450		0.048	0.55	3.13	168	0.25	11.50	105	1.6
CC48290		0.044	0.45	2.78	132	0.20	10.25	98	1.4
CC48291		0.035	0.44	1.87	97	0.20	6.27	39	0.8
CC48292		0.037	0.40	2.35	142	0.19	21.2	126	0.7
CC48293		0.063	0.26	1.85	65	0.25	6.66	113	1.1
CC48294		0.054	0.41	2.01	82	0.22	7.20	105	0.9
CC48295		0.103	0.34	1.26	73	0.30	4.88	100	2.1
CC48296		0.132	0.31	1.09	83	0.32	3.98	67	2.1
CC48297		0.127	0.37	1.23	86	0.37	4.95	92	3.0
CC48298		0.174	0.69	4.38	101	0.25	3.26	50	16.6
CC48299		0.078	0.38	1.65	113	0.29	4.21	86	1.3
CC48300		0.137	0.84	1.30	72	0.26	16.15	210	8.3
CC36692		0.032	0.25	1.05	128	0.13	7.16	215	3.1
CC36693		0.040	0.29	1.10	144	0.13	8.01	184	3.3
CC36694		0.032	0.24	1.34	119	0.16	7.80	176	2.6
CC36695		0.027	0.14	0.79	66	0.07	4.40	93	1.8
CC36696		0.027	0.17	0.73	76	0.08	5.78	123	1.9
CC36697		0.021	0.17	1.39	66	0.12	6.37	121	2.4
CC36698		0.023	0.16	1.96	73	0.13	8.94	114	2.4
CC36699		0.024	0.09	0.70	31	<0.05	3.75	53	1.9
CC36700		0.028	0.25	1.62	103	0.30	9.80	122	2.0
CC70588		0.031	0.23	1.08	47	0.26	18.60	164	2.9
CC70589		0.067	0.30	0.84	66	0.30	10.85	51	5.5
CC70590		0.037	0.25	1.09	45	0.10	8.26	51	4.2
CC70591		0.037	0.33	0.84	55	0.17	10.05	78	2.7
CC70592		0.036	0.23	1.52	45	0.20	11.30	107	2.2

***** See Appendix Page for comments regarding this certificate *****

ALS Canada Ltd.
2103 Dollarton Hwy
North Vancouver BC V7H 0A7
Phone: 604 984 0221 Fax: 604 984 0218 www.alsglobal.com

To: **SILVER RANGE RESOURCES LTD.**
C/O ARCHER, CATHRO & ASSOCIATES (1981) LIMITED
1016-510 W HASTINGS ST
VANCOUVER BC V6B 1L8

Finalized Date: 26-JUL-2012
Account: RANSIL

Project: Keg-Group 3

CERTIFICATE OF ANALYSIS WH12155826

Sample Description	Method	WEI-21	Au-ICP21	ME-MS41	ME-MS41	ME-MS41	ME-MS41	ME-MS41	ME-MS41	ME-MS41	ME-MS41	ME-MS41	ME-MS41	ME-MS41	ME-MS41	ME-MS41
	Analyte	Recvd Wt.	Au	Ag	Al	As	Au	B	Ba	Be	Bi	Ca	Cd	Ce	Co	Cr
	Units	kg	ppm	ppm	%	ppm	ppm	ppm	ppm	ppm	ppm	%	ppm	ppm	ppm	ppm
	LOR	0.02	0.001	0.01	0.01	0.1	0.2	10	10	0.05	0.01	0.01	0.01	0.02	0.1	1
CC70593		0.27	0.005	0.81	1.30	19.4	<0.2	<10	890	0.87	0.29	1.35	1.26	33.4	7.7	25
CC70594		0.22	0.003	0.48	0.94	12.5	<0.2	<10	1040	0.57	0.18	1.41	1.80	21.4	5.2	18
CC70595		0.37	0.003	0.63	0.92	6.8	<0.2	<10	660	0.49	0.13	0.68	0.77	22.4	4.5	15
CC70596		0.20	0.002	0.44	0.89	8.8	<0.2	<10	290	0.37	0.21	1.25	0.67	16.05	4.5	14
CC70597		0.18	0.004	1.61	1.25	34.5	<0.2	<10	300	0.43	1.79	1.08	3.02	17.30	4.7	20
CC70598		0.17	0.004	0.70	2.00	58.5	<0.2	<10	170	0.80	1.27	1.89	3.37	13.70	4.9	25
CC70599		0.24	0.002	1.59	2.84	23.7	<0.2	<10	280	1.28	7.59	2.14	9.34	15.75	4.7	38
CC70600		0.28	0.002	1.50	3.34	255	<0.2	<10	240	1.52	5.06	1.83	8.46	17.90	5.8	44
ZZ24562		0.24	0.004	0.58	1.29	25.9	<0.2	<10	240	0.59	0.42	0.43	0.78	19.80	5.5	19
ZZ24563		0.27	0.005	0.80	1.67	32.0	<0.2	<10	280	0.82	0.44	0.52	0.94	19.15	5.6	23
ZZ24564		0.26	0.003	0.45	1.31	13.8	<0.2	<10	320	0.60	0.32	0.50	0.58	18.70	5.9	19
ZZ24565		0.24	0.002	0.66	1.50	18.3	<0.2	<10	320	0.68	0.38	0.54	0.69	22.3	5.4	21
ZZ24566		0.45	0.006	0.61	0.91	15.7	<0.2	<10	1060	0.67	0.24	0.44	1.60	32.3	5.7	19
ZZ24567		0.19	0.005	0.57	1.04	19.4	<0.2	<10	620	0.57	0.23	0.71	1.06	20.5	6.5	15
ZZ24568		0.33	0.004	0.90	1.02	72.0	<0.2	<10	560	0.72	0.47	1.13	1.82	32.1	9.4	21
ZZ24569		0.17	0.012	0.86	1.05	39.5	<0.2	<10	540	1.09	0.29	3.28	1.53	20.1	8.6	20
ZZ24570		0.17	0.003	0.48	0.92	14.5	<0.2	<10	510	0.61	0.25	1.94	1.45	22.7	5.1	18
ZZ24571		0.26	0.003	1.48	2.36	66.3	<0.2	<10	140	1.09	1.10	0.74	2.66	18.15	9.2	33
ZZ24572		0.15	0.003	0.43	0.75	7.0	<0.2	<10	280	0.31	0.24	1.59	2.50	11.20	3.3	10
ZZ24573		0.26	0.007	0.93	0.74	26.9	<0.2	<10	130	0.32	1.54	0.41	0.83	10.40	2.2	10
ZZ24574		0.18	0.002	0.43	1.31	12.4	<0.2	<10	190	0.60	0.64	1.40	0.77	12.10	3.9	20
ZZ24575		0.21	0.003	0.38	1.91	26.0	<0.2	<10	310	0.90	0.47	2.07	0.97	16.40	4.9	31
ZZ24576		0.24	0.001	0.13	0.83	3.9	<0.2	<10	70	0.29	0.17	0.99	0.37	5.12	2.2	10
ZZ24577		0.16	0.003	0.13	1.21	5.0	<0.2	<10	50	0.38	0.12	0.37	0.63	10.10	2.0	15
ZZ24578		0.21	0.001	0.16	1.58	5.3	<0.2	<10	70	0.55	0.08	6.69	0.36	10.85	1.6	18
ZZ24579		0.19	0.002	0.21	1.27	7.6	<0.2	<10	110	0.53	0.18	1.32	0.48	11.70	3.5	17
ZZ24580		0.16	0.005	0.33	0.72	4.9	<0.2	<10	120	0.32	0.31	0.34	0.21	11.85	1.6	13
ZZ24581		0.19	0.004	0.35	1.32	17.4	<0.2	<10	330	0.54	0.32	0.60	0.16	22.2	6.3	23
ZZ24582		0.22	0.005	0.35	1.26	14.7	<0.2	<10	280	0.56	0.30	0.39	0.67	24.8	5.5	26
ZZ24583		0.16	0.004	0.38	0.77	4.8	<0.2	<10	560	0.41	0.23	2.07	2.35	15.70	5.7	14
ZZ24584		0.18	0.001	0.10	0.48	2.8	<0.2	<10	50	0.15	0.12	0.13	0.23	4.02	1.7	5
ZZ24585		0.30	0.002	0.30	1.76	12.0	<0.2	<10	330	0.72	0.38	0.32	0.21	30.1	5.0	22
ZZ24586		0.30	0.002	0.16	1.08	11.0	<0.2	<10	210	0.43	0.42	0.22	0.22	22.4	3.8	17
ZZ24587		0.26	0.007	16.25	1.73	1460	<0.2	<10	490	7.09	3.48	0.08	10.85	102.5	6.4	10
ZZ24588		0.33	0.007	9.22	1.68	704	<0.2	<10	400	0.99	2.07	0.07	1.89	68.3	6.7	32
ZZ24589		0.23	0.007	5.49	0.66	411	<0.2	<10	150	0.33	6.34	0.05	1.16	25.4	1.6	11
ZZ24590		0.23	0.007	5.36	0.94	461	<0.2	<10	310	0.78	1.88	0.03	2.28	40.4	2.4	17
ZZ24591		0.33	0.007	6.20	1.78	982	<0.2	<10	240	0.61	2.22	0.08	1.70	38.5	6.7	29
ZZ24592		0.34	0.006	3.80	2.05	1120	<0.2	<10	280	0.76	2.80	0.07	2.42	42.0	4.6	28
ZZ24593		0.21	0.006	3.37	1.36	1295	<0.2	<10	240	0.68	2.13	0.07	3.72	40.9	5.1	14

***** See Appendix Page for comments regarding this certificate *****

ALS Canada Ltd.
2103 Dollarton Hwy
North Vancouver BC V7H 0A7
Phone: 604 984 0221 Fax: 604 984 0218 www.alsglobal.com

To: **SILVER RANGE RESOURCES LTD.**
C/O ARCHER, CATHRO & ASSOCIATES (1981) LIMITED
1016-510 W HASTINGS ST
VANCOUVER BC V6B 1L8

Finalized Date: 26-JUL-2012
Account: RANSIL

Project: Keg-Group 3

CERTIFICATE OF ANALYSIS WH12155826

Sample Description	Method	ME-MS41	ME-MS41	ME-MS41	ME-MS41	ME-MS41	ME-MS41	ME-MS41	ME-MS41	ME-MS41	ME-MS41	ME-MS41	ME-MS41	ME-MS41	ME-MS41	ME-MS41
	Analyte	Cs	Cu	Fe	Ga	Ge	Hf	Hg	In	K	La	Li	Mg	Mn	Mo	Na
	Units	ppm	ppm	%	ppm	ppm	ppm	ppm	ppm	%	ppm	ppm	%	ppm	ppm	%
	LOR	0.05	0.2	0.01	0.05	0.05	0.02	0.01	0.005	0.01	0.2	0.1	0.01	5	0.05	0.01
CC70593		2.79	35.6	2.55	3.61	0.07	0.09	0.13	0.033	0.16	17.8	11.7	0.47	394	3.60	0.03
CC70594		1.46	36.6	1.76	2.40	0.06	0.06	0.10	0.025	0.12	12.1	7.7	0.31	340	1.96	0.03
CC70595		1.59	22.5	1.43	2.66	0.06	0.05	0.07	0.019	0.12	12.0	9.3	0.54	241	1.67	0.03
CC70596		1.12	16.9	1.29	2.74	<0.05	0.05	0.09	0.018	0.08	8.5	7.5	0.28	350	1.04	0.03
CC70597		1.77	25.2	1.62	3.66	0.05	0.05	0.06	0.089	0.08	9.5	9.9	0.44	286	1.06	0.03
CC70598		3.13	23.8	1.98	5.06	0.06	0.07	0.06	0.055	0.09	7.5	13.0	0.63	331	0.96	0.04
CC70599		4.10	19.9	2.77	6.83	0.07	0.10	0.04	0.198	0.17	8.8	17.6	0.92	283	0.91	0.05
CC70600		5.14	21.3	3.19	8.29	0.10	0.13	0.03	0.183	0.18	10.4	22.2	1.10	287	1.03	0.06
ZZ24562		1.80	21.1	1.82	3.76	0.06	0.04	0.04	0.029	0.09	10.7	9.5	0.43	210	2.54	0.03
ZZ24563		2.08	26.7	1.80	4.29	0.05	0.05	0.06	0.038	0.10	9.5	11.2	0.51	195	1.91	0.03
ZZ24564		1.49	18.3	1.63	3.77	<0.05	0.03	0.08	0.022	0.07	9.7	10.1	0.39	281	1.98	0.03
ZZ24565		1.80	22.6	1.70	3.94	0.06	0.06	0.08	0.028	0.09	12.3	10.8	0.54	311	1.95	0.03
ZZ24566		1.73	37.9	2.12	2.71	0.07	0.07	0.09	0.027	0.13	17.0	9.1	0.40	267	4.24	0.01
ZZ24567		1.45	31.3	2.00	3.05	0.05	0.04	0.10	0.024	0.10	10.5	7.5	0.25	469	3.13	0.03
ZZ24568		2.60	40.2	2.48	3.40	0.05	0.15	0.10	0.036	0.12	17.3	11.1	0.51	454	3.82	0.02
ZZ24569		1.48	72.7	2.21	2.83	<0.05	0.06	0.11	0.029	0.09	12.1	7.2	0.27	880	4.67	0.02
ZZ24570		1.18	38.1	1.34	2.88	<0.05	0.08	0.10	0.023	0.07	12.6	8.8	0.31	190	1.14	0.02
ZZ24571		4.73	34.9	2.67	6.57	0.08	0.27	0.04	0.078	0.24	9.5	20.3	1.46	211	4.49	0.02
ZZ24572		0.96	32.3	0.88	2.27	<0.05	0.05	0.10	0.013	0.05	5.9	3.4	0.17	281	1.25	0.03
ZZ24573		1.14	15.8	0.91	2.43	<0.05	0.02	0.04	0.034	0.05	5.4	4.8	0.18	94	1.02	0.02
ZZ24574		2.34	15.6	1.26	4.03	0.05	0.05	0.04	0.018	0.06	6.9	8.6	0.38	186	0.74	0.03
ZZ24575		2.90	20.6	1.71	5.25	0.06	0.10	0.06	0.026	0.09	8.8	12.1	0.64	243	0.55	0.03
ZZ24576		1.58	8.6	0.92	2.84	<0.05	0.03	0.04	0.011	0.03	2.8	5.7	0.28	91	0.50	0.03
ZZ24577		2.06	5.1	2.34	3.10	<0.05	0.04	0.05	0.016	0.05	5.1	14.5	0.89	242	0.63	0.01
ZZ24578		4.19	3.5	1.63	3.71	0.05	0.05	0.03	0.015	0.10	6.4	17.9	1.46	263	0.53	0.03
ZZ24579		2.24	15.5	1.30	3.50	<0.05	0.06	0.05	0.018	0.05	6.2	10.8	0.45	310	0.78	0.03
ZZ24580		1.42	5.5	0.81	2.97	<0.05	<0.02	0.04	0.027	0.03	8.0	5.6	0.16	59	0.63	0.02
ZZ24581		1.87	8.9	2.04	4.59	<0.05	0.02	0.08	0.025	0.07	14.0	14.5	0.40	347	1.97	0.02
ZZ24582		2.95	8.3	1.57	4.49	<0.05	0.03	0.09	0.027	0.10	17.7	19.2	0.42	439	1.92	0.01
ZZ24583		0.86	18.2	1.24	2.51	<0.05	0.06	0.14	0.016	0.04	8.1	4.6	0.17	211	1.25	0.02
ZZ24584		0.57	3.9	0.66	1.74	<0.05	<0.02	0.02	0.010	0.03	2.0	2.4	0.06	86	0.25	0.02
ZZ24585		2.35	18.1	2.04	5.98	<0.05	<0.02	0.06	0.021	0.07	17.7	13.7	0.30	183	1.29	0.01
ZZ24586		1.43	9.6	1.65	5.41	<0.05	<0.02	0.03	0.017	0.06	12.6	8.4	0.23	102	1.37	0.01
ZZ24587		5.58	588	20.7	2.94	0.21	0.08	0.31	0.220	0.04	50.9	2.2	0.06	209	5.46	0.01
ZZ24588		9.28	103.0	4.18	6.67	0.11	0.02	0.13	0.055	0.12	38.7	11.9	0.42	261	4.41	0.01
ZZ24589		1.96	30.0	2.08	3.33	0.05	<0.02	0.09	0.047	0.06	14.1	3.3	0.12	40	1.98	0.01
ZZ24590		6.17	50.8	3.24	3.94	0.06	<0.02	0.08	0.039	0.12	25.0	6.1	0.23	138	3.51	0.01
ZZ24591		3.95	48.9	3.09	6.88	0.07	0.02	0.11	0.051	0.10	21.6	13.9	0.43	258	4.25	0.01
ZZ24592		5.04	78.1	3.51	7.22	0.09	0.04	0.06	0.064	0.14	23.8	16.2	0.55	152	4.26	0.02
ZZ24593		2.71	68.1	2.85	5.36	0.08	0.07	0.04	0.073	0.05	23.1	9.7	0.29	134	2.26	0.01

***** See Appendix Page for comments regarding this certificate *****

ALS Canada Ltd.
2103 Dollarton Hwy
North Vancouver BC V7H 0A7
Phone: 604 984 0221 Fax: 604 984 0218 www.alsglobal.com

To: **SILVER RANGE RESOURCES LTD.**
C/O ARCHER, CATHRO & ASSOCIATES (1981) LIMITED
1016-510 W HASTINGS ST
VANCOUVER BC V6B 1L8

Finalized Date: 26-JUL-2012
Account: RANSIL

Project: Keg-Group 3

CERTIFICATE OF ANALYSIS WH12155826

Sample Description	Method	ME-MS41	ME-MS41	ME-MS41	ME-MS41	ME-MS41	ME-MS41	ME-MS41	ME-MS41	ME-MS41	ME-MS41	ME-MS41	ME-MS41	ME-MS41	ME-MS41	ME-MS41
	Analyte	Nb	Ni	P	Pb	Rb	Re	S	Sb	Sc	Se	Sn	Sr	Ta	Te	Th
	Units	ppm	ppm	ppm	ppm	ppm	ppm	%	ppm	ppm	ppm	ppm	ppm	ppm	ppm	ppm
	LOR	0.05	0.2	10	0.2	0.1	0.001	0.01	0.05	0.1	0.2	0.2	0.2	0.01	0.01	0.2
CC70593		1.11	36.8	1020	30.2	18.1	0.001	0.08	2.57	4.2	1.7	0.9	73.9	<0.01	0.07	3.7
CC70594		0.69	30.2	920	26.0	9.5	0.002	0.11	2.05	2.5	2.9	0.6	58.2	<0.01	0.05	2.0
CC70595		0.39	23.8	860	7.9	10.3	0.002	0.05	1.08	2.7	1.4	0.4	31.7	<0.01	0.04	1.7
CC70596		0.62	12.2	820	11.1	9.1	0.002	0.11	1.02	1.8	1.7	0.4	41.6	<0.01	0.02	1.0
CC70597		0.78	18.3	750	128.0	15.3	0.001	0.08	1.86	1.9	1.7	3.4	38.2	<0.01	0.03	1.2
CC70598		0.99	26.1	610	65.1	21.5	<0.001	0.09	1.23	2.3	1.2	1.4	70.4	<0.01	0.05	1.4
CC70599		1.88	28.2	570	62.0	23.2	<0.001	0.13	1.72	3.6	1.1	1.0	120.5	0.01	0.05	2.6
CC70600		2.31	36.4	450	80.9	29.4	<0.001	0.11	1.63	4.9	1.2	1.4	126.0	<0.01	0.07	4.3
ZZ24562		1.14	26.2	850	33.5	11.7	0.001	0.10	2.59	2.2	0.9	1.2	33.3	<0.01	0.04	2.9
ZZ24563		1.14	31.2	760	47.1	15.8	<0.001	0.11	2.87	2.5	1.1	1.6	31.0	<0.01	0.04	2.6
ZZ24564		0.85	20.0	840	22.4	13.1	0.001	0.11	1.40	1.9	1.1	0.8	31.6	<0.01	0.03	1.2
ZZ24565		1.18	26.7	900	40.4	14.0	0.001	0.06	2.34	2.2	1.0	1.0	33.6	<0.01	0.04	2.6
ZZ24566		0.69	40.4	1100	15.6	11.7	0.001	0.01	2.78	3.6	2.1	0.8	36.6	<0.01	0.06	4.3
ZZ24567		0.66	28.3	830	22.4	9.4	0.002	<0.01	2.18	2.5	2.4	0.7	39.8	<0.01	0.04	1.7
ZZ24568		1.34	42.3	990	73.4	12.0	0.003	0.02	5.65	3.7	1.7	4.9	59.4	<0.01	0.07	5.9
ZZ24569		0.66	34.7	1180	29.2	9.7	0.005	0.14	5.39	1.3	4.5	1.1	116.5	<0.01	0.07	0.5
ZZ24570		1.09	26.2	820	29.5	8.6	0.005	0.11	3.71	2.6	3.6	0.9	74.4	<0.01	0.05	2.6
ZZ24571		1.87	58.3	1250	108.0	26.0	0.001	0.03	7.30	3.5	1.9	3.9	64.6	<0.01	0.08	6.3
ZZ24572		0.58	11.7	820	9.1	8.3	0.002	0.13	2.23	1.1	2.3	0.5	57.8	<0.01	0.03	0.6
ZZ24573		0.63	11.7	490	36.8	6.7	<0.001	0.03	2.16	0.9	0.6	2.8	24.1	<0.01	0.02	0.6
ZZ24574		0.97	17.2	590	20.5	12.3	<0.001	0.07	1.16	1.7	0.5	1.2	53.6	<0.01	0.03	1.1
ZZ24575		1.59	24.0	520	18.8	17.3	0.001	0.09	1.37	2.7	1.0	0.5	76.1	0.01	0.03	2.2
ZZ24576		0.53	8.1	320	5.5	6.0	<0.001	0.05	0.50	0.9	0.2	0.2	34.6	<0.01	0.02	0.6
ZZ24577		1.43	10.2	350	10.1	6.3	<0.001	0.03	0.76	1.0	0.5	0.3	23.2	<0.01	0.03	2.2
ZZ24578		1.28	9.6	190	8.3	12.0	<0.001	0.02	0.34	2.1	0.4	0.3	152.5	<0.01	0.02	3.1
ZZ24579		0.95	12.3	710	8.2	8.0	0.001	0.09	0.74	1.4	0.6	0.5	51.1	<0.01	0.02	0.9
ZZ24580		0.62	7.2	600	7.3	4.8	<0.001	0.05	0.46	1.0	0.3	1.6	21.8	<0.01	0.02	0.3
ZZ24581		1.31	15.0	930	15.2	11.3	0.001	0.04	0.95	2.7	0.4	1.0	33.3	<0.01	0.04	2.1
ZZ24582		1.80	20.3	830	16.7	14.2	0.001	0.02	1.15	2.5	0.4	2.3	25.0	<0.01	0.02	3.2
ZZ24583		0.77	17.9	1050	11.0	7.0	0.001	0.18	1.47	2.1	2.6	0.5	76.6	<0.01	0.02	1.3
ZZ24584		0.17	3.5	240	2.6	2.7	<0.001	0.01	0.19	0.2	<0.2	0.3	12.4	<0.01	0.01	<0.2
ZZ24585		1.60	15.3	450	29.3	13.6	0.001	0.02	0.98	2.5	0.6	0.9	20.4	<0.01	0.02	1.6
ZZ24586		1.64	11.3	320	19.9	15.0	<0.001	0.02	0.85	1.7	0.2	0.9	16.6	<0.01	0.03	1.3
ZZ24587		0.40	62.1	7610	1065	6.5	0.001	0.10	110.0	1.9	9.2	16.7	261	0.01	0.38	6.0
ZZ24588		1.20	26.5	1520	748	15.4	0.002	0.13	66.2	3.5	10.3	5.4	45.2	<0.01	0.28	2.9
ZZ24589		0.15	8.8	1100	916	6.8	0.001	0.13	29.4	0.1	4.7	8.4	37.8	<0.01	0.44	<0.2
ZZ24590		0.59	14.9	1230	415	13.7	0.001	0.18	48.5	1.2	6.2	5.9	43.6	<0.01	0.22	0.7
ZZ24591		1.11	30.7	810	527	14.4	0.001	0.10	135.5	3.3	6.3	8.5	30.7	<0.01	0.29	3.0
ZZ24592		1.33	34.3	820	632	17.4	0.002	0.18	83.7	5.3	9.1	8.5	57.8	<0.01	0.33	6.9
ZZ24593		1.04	17.5	650	941	5.9	0.001	0.07	125.5	5.7	9.5	14.8	39.5	<0.01	0.30	8.6

***** See Appendix Page for comments regarding this certificate *****

ALS Canada Ltd.
2103 Dollarton Hwy
North Vancouver BC V7H 0A7
Phone: 604 984 0221 Fax: 604 984 0218 www.alsglobal.com

To: **SILVER RANGE RESOURCES LTD.**
C/O ARCHER, CATHRO & ASSOCIATES (1981) LIMITED
1016-510 W HASTINGS ST
VANCOUVER BC V6B 1L8

Finalized Date: 26-JUL-2012
Account: RANSIL

Project: Keg-Group 3

CERTIFICATE OF ANALYSIS WH12155826

Sample Description	Method	ME-MS41	ME-MS41	ME-MS41	ME-MS41	ME-MS41	ME-MS41	ME-MS41	ME-MS41
	Analyte	Ti	Tl	U	V	W	Y	Zn	Zr
	Units	%	ppm	ppm	ppm	ppm	ppm	ppm	ppm
	LOR	0.005	0.02	0.05	1	0.05	0.05	2	0.5
CC70593		0.030	0.46	1.45	65	0.22	16.60	180	3.4
CC70594		0.024	0.29	1.38	48	0.12	10.55	142	2.4
CC70595		0.022	0.23	0.84	37	0.06	10.65	93	1.6
CC70596		0.021	0.17	1.29	39	0.15	5.59	97	1.5
CC70597		0.028	0.22	1.76	64	0.15	6.48	418	1.7
CC70598		0.032	0.23	1.17	98	0.14	6.06	272	2.3
CC70599		0.041	0.34	1.25	164	0.15	8.91	662	3.6
CC70600		0.056	0.37	0.92	189	0.23	10.40	648	4.9
ZZ24562		0.044	0.26	0.88	74	0.13	8.03	139	2.1
ZZ24563		0.038	0.28	1.14	79	0.14	8.72	185	2.1
ZZ24564		0.023	0.23	1.27	59	0.14	6.65	117	0.9
ZZ24565		0.036	0.27	1.11	67	0.21	9.23	154	2.0
ZZ24566		0.024	0.35	1.12	49	0.09	15.00	169	3.1
ZZ24567		0.022	0.25	1.55	47	0.12	9.12	145	1.6
ZZ24568		0.042	0.29	1.82	56	0.16	12.70	203	7.2
ZZ24569		0.011	0.25	4.26	64	0.14	21.5	98	2.6
ZZ24570		0.024	0.18	2.97	51	0.22	10.85	97	3.2
ZZ24571		0.073	0.34	1.89	135	0.23	12.05	411	12.9
ZZ24572		0.017	0.12	1.00	23	0.07	4.63	63	2.2
ZZ24573		0.018	0.13	0.47	30	0.09	2.98	140	0.6
ZZ24574		0.029	0.17	1.09	69	0.10	4.92	76	2.1
ZZ24575		0.034	0.27	2.40	105	0.21	8.58	108	3.8
ZZ24576		0.024	0.09	0.78	39	0.05	2.81	60	1.2
ZZ24577		0.034	0.21	0.50	57	0.10	4.71	145	1.6
ZZ24578		0.036	0.37	0.49	67	0.09	12.30	114	2.5
ZZ24579		0.028	0.14	1.25	67	0.15	5.49	81	2.1
ZZ24580		0.024	0.22	0.81	51	0.30	4.05	37	<0.5
ZZ24581		0.032	0.25	1.04	67	0.24	6.16	81	0.8
ZZ24582		0.038	0.45	0.75	82	1.11	7.24	126	1.3
ZZ24583		0.021	0.11	1.15	33	0.13	6.44	56	2.1
ZZ24584		0.019	0.02	0.19	24	0.05	1.14	27	<0.5
ZZ24585		0.037	0.19	1.11	54	0.33	10.20	57	<0.5
ZZ24586		0.049	0.15	0.63	56	0.30	3.87	41	<0.5
ZZ24587		0.013	0.17	9.61	53	0.58	38.2	1010	2.0
ZZ24588		0.058	0.70	4.08	88	0.18	7.33	143	0.7
ZZ24589		0.012	0.20	1.05	39	0.08	2.36	64	<0.5
ZZ24590		0.032	0.38	2.17	67	0.11	5.58	97	0.6
ZZ24591		0.058	0.55	1.97	72	0.15	6.19	138	0.6
ZZ24592		0.071	0.63	2.47	72	0.11	8.73	172	1.5
ZZ24593		0.059	0.41	2.37	45	0.07	8.21	156	2.8

***** See Appendix Page for comments regarding this certificate *****

ALS Canada Ltd.
2103 Dollarton Hwy
North Vancouver BC V7H 0A7
Phone: 604 984 0221 Fax: 604 984 0218 www.alsglobal.com

To: **SILVER RANGE RESOURCES LTD.**
C/O ARCHER, CATHRO & ASSOCIATES (1981) LIMITED
1016-510 W HASTINGS ST
VANCOUVER BC V6B 1L8

Finalized Date: 26-JUL-2012
Account: RANSIL

Project: Keg-Group 3

CERTIFICATE OF ANALYSIS WH12155826

Sample Description	Method	WEI-21	Au-ICP21	ME-MS41	ME-MS41	ME-MS41	ME-MS41	ME-MS41	ME-MS41	ME-MS41	ME-MS41	ME-MS41	ME-MS41	ME-MS41	ME-MS41	ME-MS41
	Analyte	Recvd Wt.	Au	Ag	Al	As	Au	B	Ba	Be	Bi	Ca	Cd	Ce	Co	Cr
	Units	kg	ppm	ppm	%	ppm	ppm	ppm	ppm	ppm	ppm	%	ppm	ppm	ppm	ppm
	LOR	0.02	0.001	0.01	0.01	0.1	0.2	10	10	0.05	0.01	0.01	0.01	0.02	0.1	1
ZZ24594		0.21	0.007	4.97	1.35	709	<0.2	<10	270	0.58	2.66	0.07	1.14	36.7	3.6	27
ZZ24595		0.23	0.004	2.56	1.11	277	<0.2	<10	100	0.37	0.64	0.07	0.50	23.8	4.1	20
ZZ24596		0.24	0.005	3.93	1.46	872	<0.2	<10	190	0.44	1.85	0.08	1.55	38.7	5.5	27
ZZ24597		0.27	0.009	1.70	1.52	205	<0.2	<10	140	0.44	0.75	0.06	0.45	22.2	3.7	24
ZZ24598		0.25	0.004	0.99	1.47	89.0	<0.2	<10	140	0.52	0.39	0.11	0.45	29.6	6.2	26
ZZ24599		0.26	0.002	0.69	1.46	51.5	<0.2	<10	110	0.53	0.38	0.07	0.36	28.7	4.4	28
ZZ24600		0.23	0.003	0.86	1.83	38.1	<0.2	<10	130	0.69	0.42	0.07	0.29	24.1	4.5	29
ZZ24601		0.21	0.005	0.50	1.56	28.6	<0.2	<10	90	0.65	0.28	0.11	0.44	24.9	5.0	29
ZZ24602		0.31	0.003	1.40	1.59	65.3	<0.2	<10	150	0.73	0.66	0.10	0.58	29.0	6.8	32
ZZ24603		0.24	0.005	1.16	1.46	126.5	<0.2	<10	240	0.58	0.67	0.24	0.86	39.2	6.1	26
ZZ24604		0.25	0.004	1.07	1.23	123.0	<0.2	<10	200	0.42	0.59	0.14	0.52	35.0	5.1	26
ZZ24605		0.25	0.004	2.81	1.61	120.0	<0.2	<10	160	0.48	0.43	0.08	0.59	30.6	8.3	31
ZZ24606		0.25	0.006	3.61	1.05	276	<0.2	<10	350	0.49	1.35	0.15	0.81	48.9	4.7	18
ZZ24607		0.27	0.010	10.05	1.16	1165	<0.2	<10	480	0.54	3.83	0.21	2.85	56.9	4.2	19
ZZ24608		0.25	0.006	6.70	1.22	326	<0.2	<10	380	0.48	0.99	0.03	1.64	57.6	1.9	9
ZZ24609		0.24	0.005	5.11	0.83	725	<0.2	<10	190	0.37	1.43	0.09	2.21	40.9	3.4	25
ZZ24610		0.29	0.006	10.10	1.73	753	<0.2	<10	360	0.46	3.08	0.06	3.07	40.9	3.8	32
ZZ24611		0.31	0.012	6.56	2.06	1175	<0.2	<10	320	0.75	3.36	0.08	4.38	56.3	4.3	31
ZZ24612		0.29	0.006	3.68	2.11	725	<0.2	<10	240	0.60	2.40	0.08	1.79	45.5	3.5	29
ZZ24613		0.26	0.006	4.02	1.52	399	<0.2	<10	140	0.44	1.55	0.07	1.55	29.2	3.3	20
ZZ24614		0.31	0.006	3.99	2.19	636	<0.2	<10	210	0.63	1.67	0.17	1.95	41.0	4.1	33
ZZ24615		0.29	0.007	4.17	2.20	642	<0.2	<10	210	0.62	1.66	0.16	1.93	43.5	4.2	33
ZZ24616		0.32	0.005	4.38	2.12	639	<0.2	<10	200	0.62	2.01	0.14	1.88	39.9	4.1	32
ZZ24617		0.25	0.018	9.44	2.25	1265	<0.2	<10	220	0.63	8.18	0.53	1.23	56.7	4.8	38
ZZ24618		0.22	0.008	3.68	2.27	246	<0.2	<10	180	0.77	0.76	0.16	2.02	40.9	11.2	36
ZZ24619		0.23	0.004	2.37	1.95	89.8	<0.2	<10	240	0.55	0.37	0.15	0.75	35.3	9.3	30
ZZ24620		0.21	0.005	0.35	1.38	81.8	<0.2	<10	120	0.50	0.29	0.18	0.97	28.3	7.1	25
ZZ24621		0.19	0.004	0.42	1.50	32.5	<0.2	<10	120	0.39	0.25	0.12	0.32	24.1	5.8	25
ZZ24622		0.20	0.005	0.56	1.75	57.7	<0.2	<10	140	0.52	0.45	0.10	0.45	34.4	9.0	31
ZZ24623		0.20	0.006	1.06	1.71	95.5	<0.2	<10	140	0.49	0.60	0.07	0.45	34.3	6.2	32
ZZ24624		0.21	0.002	1.21	1.87	22.0	<0.2	<10	100	0.59	0.27	0.15	0.56	23.2	6.9	28
ZZ24625		0.12	0.005	1.39	1.07	64.4	<0.2	<10	160	0.46	0.33	0.06	0.30	31.9	3.7	22
ZZ24626		0.17	0.007	0.62	2.42	83.0	<0.2	<10	320	1.76	0.35	0.10	0.79	33.8	7.5	31
ZZ24627		0.19	0.004	0.92	2.13	61.4	<0.2	<10	140	0.94	0.34	0.08	0.39	30.4	5.8	31
ZZ24628		0.23	0.005	1.01	2.46	80.4	<0.2	<10	160	0.88	0.42	0.09	0.44	28.6	6.6	31
ZZ24629		0.20	0.007	1.00	2.73	71.1	<0.2	<10	220	1.09	0.36	0.10	0.46	29.1	7.7	34
ZZ24630		0.25	0.005	2.68	2.48	569	<0.2	<10	170	0.90	0.35	0.09	0.80	28.1	9.0	36
ZZ24631		0.20	0.006	1.10	1.99	51.4	<0.2	<10	190	0.69	0.74	0.07	0.43	23.6	4.5	33
ZZ24632		0.22	0.010	0.83	1.90	43.0	<0.2	<10	170	0.69	0.28	0.25	0.89	28.0	4.2	40
ZZ24633		0.31	0.006	3.98	1.10	270	<0.2	<10	140	1.33	8.49	0.06	4.28	65.7	7.5	21

***** See Appendix Page for comments regarding this certificate *****

ALS Canada Ltd.
2103 Dollarton Hwy
North Vancouver BC V7H 0A7
Phone: 604 984 0221 Fax: 604 984 0218 www.alsglobal.com

To: **SILVER RANGE RESOURCES LTD.**
C/O ARCHER, CATHRO & ASSOCIATES (1981) LIMITED
1016-510 W HASTINGS ST
VANCOUVER BC V6B 1L8

Finalized Date: 26-JUL-2012
Account: RANSIL

Project: Keg-Group 3

CERTIFICATE OF ANALYSIS WH12155826

Sample Description	Method	ME-MS41	ME-MS41	ME-MS41	ME-MS41	ME-MS41	ME-MS41	ME-MS41	ME-MS41	ME-MS41	ME-MS41	ME-MS41	ME-MS41	ME-MS41	ME-MS41	ME-MS41
	Analyte	Cs	Cu	Fe	Ga	Ge	Hf	Hg	In	K	La	Li	Mg	Mn	Mo	Na
	Units	ppm	ppm	%	ppm	ppm	ppm	ppm	ppm	%	ppm	ppm	%	ppm	ppm	%
	LOR	0.05	0.2	0.01	0.05	0.05	0.02	0.01	0.005	0.01	0.2	0.1	0.01	5	0.05	0.01
ZZ24594		3.35	49.3	2.63	6.35	0.07	<0.02	0.10	0.056	0.09	21.1	9.6	0.28	152	3.54	<0.01
ZZ24595		1.47	22.4	2.33	4.87	<0.05	<0.02	0.09	0.025	0.05	13.1	10.3	0.26	155	2.32	<0.01
ZZ24596		2.97	52.9	3.07	5.25	0.07	0.02	0.08	0.041	0.08	22.2	12.8	0.37	230	3.33	0.01
ZZ24597		2.15	26.2	2.33	6.86	<0.05	<0.02	0.12	0.032	0.07	12.5	11.9	0.37	277	3.07	0.01
ZZ24598		2.08	27.0	2.67	5.48	0.05	<0.02	0.08	0.028	0.07	17.5	13.8	0.41	257	2.79	0.01
ZZ24599		2.64	19.4	2.49	6.76	<0.05	<0.02	0.05	0.026	0.07	15.9	10.7	0.34	172	3.10	0.01
ZZ24600		2.90	23.5	2.61	6.15	0.05	0.02	0.12	0.031	0.10	13.2	11.3	0.40	242	3.91	0.01
ZZ24601		1.88	23.9	2.54	5.32	<0.05	0.02	0.08	0.026	0.06	13.8	14.7	0.37	165	2.85	0.01
ZZ24602		4.81	36.2	2.76	6.58	0.05	0.03	0.09	0.037	0.10	16.4	10.0	0.33	419	12.70	0.01
ZZ24603		2.57	26.9	2.75	4.85	0.08	0.03	0.02	0.033	0.08	21.1	14.1	0.52	210	3.66	0.01
ZZ24604		2.35	24.6	2.65	5.68	0.12	0.03	0.03	0.026	0.08	17.6	14.0	0.38	171	3.57	0.01
ZZ24605		1.62	24.7	2.93	6.26	0.10	0.02	0.07	0.028	0.07	15.1	18.1	0.40	299	3.46	0.01
ZZ24606		1.82	42.1	2.54	4.65	0.14	0.04	0.02	0.039	0.05	24.1	10.8	0.26	128	3.38	0.01
ZZ24607		2.55	73.2	2.99	6.21	0.18	0.04	0.05	0.206	0.06	28.8	10.4	0.27	124	4.82	0.01
ZZ24608		3.35	59.1	2.62	6.28	0.17	0.05	0.02	0.032	0.04	28.4	7.2	0.10	52	3.64	<0.01
ZZ24609		1.93	88.9	2.78	5.07	0.13	0.04	0.03	0.057	0.05	21.2	7.5	0.17	124	1.97	0.01
ZZ24610		5.44	81.0	3.36	7.52	0.15	0.03	0.10	0.040	0.08	20.4	17.3	0.43	203	4.20	0.01
ZZ24611		8.26	113.0	6.33	7.62	0.26	0.07	0.06	0.087	0.15	27.7	15.4	0.44	177	7.04	0.07
ZZ24612		6.41	82.8	4.81	7.77	0.20	0.07	0.04	0.072	0.14	22.8	18.6	0.53	155	5.12	0.03
ZZ24613		4.73	69.9	2.71	6.02	0.13	0.02	0.06	0.036	0.07	14.6	12.4	0.35	105	3.24	0.02
ZZ24614		6.43	88.6	5.07	7.81	0.21	0.05	0.03	0.067	0.23	22.1	20.2	0.64	166	10.65	0.02
ZZ24615		6.78	90.0	5.23	7.82	0.21	0.05	0.04	0.071	0.22	23.6	19.0	0.63	170	10.65	0.02
ZZ24616		6.17	86.1	5.56	7.48	0.21	0.06	0.04	0.070	0.22	21.6	18.3	0.60	161	10.35	0.02
ZZ24617		7.63	123.5	6.46	7.91	0.28	0.07	0.18	0.099	0.28	31.3	17.9	0.60	185	34.1	0.03
ZZ24618		6.78	104.5	4.55	7.36	0.18	0.05	0.05	0.074	0.16	22.6	22.2	0.63	257	6.32	0.01
ZZ24619		4.55	45.2	3.05	6.81	0.13	0.04	0.07	0.033	0.11	18.4	21.4	0.57	259	3.99	0.01
ZZ24620		3.69	44.4	3.24	5.10	0.14	0.03	0.02	0.031	0.09	14.4	15.3	0.51	185	6.01	0.02
ZZ24621		1.61	26.5	2.42	5.96	0.09	<0.02	0.06	0.024	0.06	12.3	16.7	0.34	174	3.27	0.01
ZZ24622		2.74	29.8	3.25	6.10	0.11	0.03	0.05	0.034	0.08	17.2	19.2	0.51	311	3.31	0.01
ZZ24623		3.71	30.3	3.13	8.00	0.13	0.02	0.06	0.031	0.09	17.2	20.0	0.45	284	3.68	0.02
ZZ24624		4.14	21.4	2.97	8.62	0.09	0.04	0.09	0.025	0.08	11.9	20.1	0.37	307	4.92	0.01
ZZ24625		9.47	36.6	3.38	6.87	0.13	0.06	0.08	0.034	0.12	19.0	9.5	0.25	181	47.6	0.01
ZZ24626		10.15	49.7	5.50	7.63	0.16	0.06	0.04	0.085	0.15	17.4	15.9	0.46	244	7.05	0.06
ZZ24627		6.44	37.5	3.88	7.88	0.14	0.04	0.07	0.046	0.11	15.4	18.7	0.48	246	4.74	0.03
ZZ24628		6.36	45.1	6.29	7.71	0.17	0.05	0.06	0.083	0.11	14.2	17.0	0.57	266	5.37	0.05
ZZ24629		6.36	40.7	5.31	8.54	0.17	0.05	0.07	0.069	0.14	14.3	18.8	0.61	307	5.62	0.07
ZZ24630		4.83	47.2	4.49	8.83	0.14	0.04	0.10	0.069	0.13	14.3	21.8	0.62	382	6.36	0.04
ZZ24631		5.24	48.1	2.69	9.06	0.12	0.05	0.07	0.038	0.16	12.5	18.9	0.51	191	6.48	0.02
ZZ24632		5.39	34.7	2.40	7.22	0.13	0.04	0.10	0.039	0.13	14.3	24.2	0.80	157	8.24	0.01
ZZ24633		3.94	150.0	6.31	4.54	0.21	0.04	0.11	0.333	0.07	34.6	6.3	0.26	155	7.71	0.01

***** See Appendix Page for comments regarding this certificate *****

ALS Canada Ltd.
2103 Dollarton Hwy
North Vancouver BC V7H 0A7
Phone: 604 984 0221 Fax: 604 984 0218 www.alsglobal.com

To: **SILVER RANGE RESOURCES LTD.**
C/O ARCHER, CATHRO & ASSOCIATES (1981) LIMITED
1016-510 W HASTINGS ST
VANCOUVER BC V6B 1L8

Finalized Date: 26-JUL-2012
Account: RANSIL

Project: Keg-Group 3

CERTIFICATE OF ANALYSIS WH12155826

Sample Description	Method	ME-MS41	ME-MS41	ME-MS41	ME-MS41	ME-MS41	ME-MS41	ME-MS41	ME-MS41	ME-MS41	ME-MS41	ME-MS41	ME-MS41	ME-MS41	ME-MS41	ME-MS41
	Analyte	Nb	Ni	P	Pb	Rb	Re	S	Sb	Sc	Se	Sn	Sr	Ta	Te	Th
	Units	ppm	ppm	ppm	ppm	ppm	ppm	%	ppm	ppm	ppm	ppm	ppm	ppm	ppm	ppm
	LOR	0.05	0.2	10	0.2	0.1	0.001	0.01	0.05	0.1	0.2	0.2	0.2	0.01	0.01	0.2
ZZ24594		0.82	30.6	760	598	12.2	0.002	0.06	76.7	3.0	6.6	8.0	34.5	<0.01	0.18	2.0
ZZ24595		0.90	17.5	440	200	8.7	0.001	0.03	22.7	1.6	2.0	3.1	12.6	<0.01	0.07	0.8
ZZ24596		1.14	20.0	600	442	10.1	0.001	0.07	44.1	3.7	7.8	3.7	20.6	<0.01	0.31	4.8
ZZ24597		0.82	19.6	860	281	14.1	<0.001	0.11	7.15	1.0	2.5	3.4	16.7	<0.01	0.07	0.3
ZZ24598		0.92	25.0	700	139.5	11.8	0.001	0.07	5.42	1.8	1.7	2.6	21.3	<0.01	0.08	0.9
ZZ24599		0.84	20.8	520	47.4	12.8	0.001	0.06	3.46	1.3	1.3	1.5	20.6	<0.01	0.05	0.5
ZZ24600		1.23	24.8	1030	39.6	15.4	<0.001	0.15	4.50	1.4	1.7	1.0	27.2	<0.01	0.06	0.6
ZZ24601		1.26	23.8	570	19.4	10.3	0.001	0.07	2.48	1.6	1.5	0.7	18.0	<0.01	0.05	0.7
ZZ24602		1.58	35.4	1130	65.6	16.9	0.001	0.11	6.54	1.5	2.5	2.0	35.4	<0.01	0.11	0.7
ZZ24603		1.38	29.9	1110	110.5	10.6	0.001	0.06	11.50	3.3	2.7	2.8	37.7	<0.01	0.09	5.7
ZZ24604		1.26	24.2	800	77.2	10.0	0.001	0.06	10.90	2.5	2.5	2.3	28.2	<0.01	0.08	2.4
ZZ24605		1.41	25.7	460	54.4	11.2	0.001	0.03	6.48	2.9	2.0	2.3	15.0	<0.01	0.07	1.6
ZZ24606		0.97	19.8	940	431	6.8	0.001	0.01	27.9	4.0	5.4	9.6	40.3	<0.01	0.11	4.7
ZZ24607		0.74	22.2	1320	2010	8.8	0.001	0.02	58.1	5.5	13.4	25.3	39.3	0.01	0.31	6.8
ZZ24608		0.58	19.0	840	774	5.5	0.001	0.03	47.3	6.7	10.8	5.9	26.0	<0.01	0.11	8.5
ZZ24609		0.91	13.4	670	1245	6.2	0.002	0.06	88.7	5.5	8.4	8.0	18.6	<0.01	0.22	5.6
ZZ24610		1.16	19.9	970	414	11.6	0.003	0.10	100.0	4.5	9.6	5.0	21.8	<0.01	0.32	2.1
ZZ24611		1.49	24.5	1740	689	17.2	0.004	0.51	144.5	5.4	16.4	8.8	77.6	0.01	0.49	11.3
ZZ24612		1.67	28.0	1360	533	13.7	0.002	0.27	85.1	5.0	10.5	7.7	54.7	0.01	0.33	8.6
ZZ24613		0.85	19.1	920	292	9.1	0.001	0.14	45.8	2.4	6.2	4.1	25.8	<0.01	0.19	0.8
ZZ24614		1.56	40.1	1900	506	21.6	0.003	0.31	69.2	4.8	9.7	11.6	71.6	0.01	0.24	6.4
ZZ24615		1.66	39.3	1870	531	21.5	0.003	0.32	68.1	5.0	9.9	13.3	76.1	0.01	0.25	6.1
ZZ24616		1.62	37.5	1700	533	21.5	0.002	0.35	68.6	4.9	9.9	12.9	87.9	0.01	0.25	7.6
ZZ24617		1.16	45.5	6910	351	27.8	0.007	0.47	119.5	3.9	15.4	10.2	87.2	0.01	1.23	4.5
ZZ24618		1.74	53.5	1280	356	16.8	0.001	0.15	61.1	4.3	6.5	10.7	48.8	0.01	0.19	4.7
ZZ24619		1.48	45.9	960	61.2	15.4	0.001	0.06	28.3	4.0	2.6	1.8	34.8	<0.01	0.08	4.7
ZZ24620		1.20	37.1	1030	31.9	11.6	0.001	0.10	23.3	3.4	2.9	1.2	62.6	<0.01	0.08	4.4
ZZ24621		0.75	23.4	730	16.0	8.8	0.001	0.04	5.47	1.3	1.8	0.7	14.9	<0.01	0.05	0.3
ZZ24622		1.23	30.8	620	34.7	11.4	0.001	0.07	11.50	2.8	2.0	1.7	22.8	<0.01	0.08	1.8
ZZ24623		1.12	27.6	810	49.6	16.1	0.001	0.12	15.35	2.1	2.3	1.5	25.6	<0.01	0.11	1.2
ZZ24624		2.74	19.1	520	30.2	19.3	<0.001	0.04	1.64	2.7	1.1	1.3	14.0	0.01	0.05	2.7
ZZ24625		3.22	28.5	660	49.1	30.8	0.001	0.10	16.00	1.8	4.2	1.4	38.5	<0.01	0.17	3.0
ZZ24626		2.54	31.1	1510	48.2	17.3	<0.001	0.34	14.45	3.0	3.1	1.0	83.4	0.01	0.13	5.6
ZZ24627		1.65	23.6	1330	36.1	16.2	<0.001	0.21	8.62	2.6	3.0	0.9	46.5	0.01	0.10	1.6
ZZ24628		1.93	27.7	1430	71.6	14.7	<0.001	0.35	13.35	2.9	4.4	1.4	66.0	0.01	0.13	4.1
ZZ24629		1.69	29.5	1250	75.4	18.5	<0.001	0.40	11.20	3.2	3.8	1.3	86.9	0.01	0.11	3.1
ZZ24630		1.51	32.7	1210	226	20.2	0.001	0.26	15.60	3.2	4.2	4.7	56.1	0.01	0.14	1.8
ZZ24631		1.89	37.9	1020	45.8	22.4	<0.001	0.16	7.90	2.5	4.1	1.0	55.7	0.01	0.11	1.1
ZZ24632		1.30	30.3	1840	37.1	16.0	0.001	0.15	9.08	1.4	2.8	1.0	46.7	0.01	0.10	0.3
ZZ24633		0.58	59.3	3710	5360	12.0	0.001	0.09	102.5	1.5	3.4	257	45.1	0.01	1.65	1.2

***** See Appendix Page for comments regarding this certificate *****

ALS Canada Ltd.
2103 Dollarton Hwy
North Vancouver BC V7H 0A7
Phone: 604 984 0221 Fax: 604 984 0218 www.alsglobal.com

To: **SILVER RANGE RESOURCES LTD.**
C/O ARCHER, CATHRO & ASSOCIATES (1981) LIMITED
1016-510 W HASTINGS ST
VANCOUVER BC V6B 1L8

Finalized Date: 26-JUL-2012
Account: RANSIL

Project: Keg-Group 3

CERTIFICATE OF ANALYSIS WH12155826

Sample Description	Method	ME-MS41	ME-MS41	ME-MS41	ME-MS41	ME-MS41	ME-MS41	ME-MS41	ME-MS41
	Analyte	Ti	Tl	U	V	W	Y	Zn	Zr
	Units	%	ppm	ppm	ppm	ppm	ppm	ppm	ppm
	LOR	0.005	0.02	0.05	1	0.05	0.05	2	0.5
ZZ24594		0.045	0.86	2.02	73	0.11	6.13	104	<0.5
ZZ24595		0.042	0.22	1.04	50	0.27	3.20	70	<0.5
ZZ24596		0.056	0.54	1.88	57	0.17	6.11	102	0.8
ZZ24597		0.040	0.23	1.52	66	0.22	3.73	71	<0.5
ZZ24598		0.051	0.21	1.46	63	0.39	4.43	78	<0.5
ZZ24599		0.050	0.25	1.34	75	0.25	4.07	58	<0.5
ZZ24600		0.055	0.32	2.01	72	0.25	4.70	58	0.8
ZZ24601		0.054	0.21	1.43	61	0.28	4.61	68	0.6
ZZ24602		0.075	0.36	4.34	101	0.28	5.60	83	1.2
ZZ24603		0.076	0.36	1.90	67	0.27	7.77	96	1.7
ZZ24604		0.056	0.32	1.63	63	0.33	5.79	77	0.8
ZZ24605		0.054	0.21	1.24	61	0.38	5.20	77	0.6
ZZ24606		0.038	0.18	2.04	44	0.16	10.50	83	1.0
ZZ24607		0.029	0.31	3.24	46	0.26	16.55	138	0.9
ZZ24608		0.022	0.36	2.84	33	0.06	10.70	130	1.3
ZZ24609		0.044	0.27	2.02	52	0.07	7.59	96	1.4
ZZ24610		0.041	0.99	3.14	79	0.10	7.28	126	0.7
ZZ24611		0.064	0.76	3.32	79	0.22	11.80	167	2.4
ZZ24612		0.071	0.53	2.66	72	0.19	9.59	133	2.9
ZZ24613		0.041	0.40	1.76	49	0.13	7.44	87	0.6
ZZ24614		0.080	0.34	4.04	94	0.39	11.15	180	1.7
ZZ24615		0.082	0.31	3.81	94	0.40	11.30	185	1.9
ZZ24616		0.080	0.31	3.62	90	0.45	10.00	187	2.3
ZZ24617		0.060	0.52	11.15	141	0.97	25.1	151	1.7
ZZ24618		0.080	0.28	2.92	78	1.29	10.50	252	1.7
ZZ24619		0.061	0.24	2.45	75	0.81	8.59	150	1.2
ZZ24620		0.069	0.16	2.79	78	0.55	9.18	148	1.0
ZZ24621		0.031	0.16	1.31	61	0.33	4.97	72	<0.5
ZZ24622		0.059	0.19	1.80	70	0.40	5.77	100	0.8
ZZ24623		0.055	0.29	1.85	83	0.40	5.08	88	0.8
ZZ24624		0.070	0.18	1.18	59	0.37	4.45	85	1.4
ZZ24625		0.112	0.29	3.14	108	0.26	4.13	108	3.3
ZZ24626		0.109	0.33	2.40	78	0.51	9.19	132	2.3
ZZ24627		0.067	0.27	2.16	83	0.35	7.59	99	1.5
ZZ24628		0.082	0.23	1.99	79	0.41	8.23	154	1.5
ZZ24629		0.071	0.26	2.12	83	0.44	8.86	137	1.7
ZZ24630		0.071	0.29	2.63	96	0.32	7.87	150	1.5
ZZ24631		0.074	0.30	2.40	100	0.27	6.21	82	2.3
ZZ24632		0.052	0.31	3.22	102	0.38	8.98	83	1.1
ZZ24633		0.025	0.23	6.73	149	0.52	24.7	595	<0.5

***** See Appendix Page for comments regarding this certificate *****

ALS Canada Ltd.
2103 Dollarton Hwy
North Vancouver BC V7H 0A7
Phone: 604 984 0221 Fax: 604 984 0218 www.alsglobal.com

To: **SILVER RANGE RESOURCES LTD.**
C/O ARCHER, CATHRO & ASSOCIATES (1981) LIMITED
1016-510 W HASTINGS ST
VANCOUVER BC V6B 1L8

Finalized Date: 26-JUL-2012
Account: RANSIL

Project: Keg-Group 3

CERTIFICATE OF ANALYSIS WH12155826

Sample Description	Method	WEI-21	Au-ICP21	ME-MS41	ME-MS41	ME-MS41	ME-MS41	ME-MS41	ME-MS41	ME-MS41	ME-MS41	ME-MS41	ME-MS41	ME-MS41	ME-MS41	ME-MS41
	Analyte	Recvd Wt.	Au	Ag	Al	As	Au	B	Ba	Be	Bi	Ca	Cd	Ce	Co	Cr
	Units	kg	ppm	ppm	%	ppm	ppm	ppm	ppm	ppm	ppm	%	ppm	ppm	ppm	ppm
	LOR	0.02	0.001	0.01	0.01	0.1	0.2	10	10	0.05	0.01	0.01	0.01	0.02	0.1	1
ZZ24634		0.25	0.008	2.45	2.19	172.5	<0.2	<10	160	1.31	1.01	0.45	2.58	40.2	16.1	43
CC103443		0.22	0.001	0.15	1.21	15.4	<0.2	<10	170	0.78	0.17	0.38	0.38	17.65	6.6	20
CC103444		0.23	0.001	0.21	0.96	14.1	<0.2	<10	130	0.63	0.15	0.43	0.33	14.95	5.9	14
CC103445		0.28	0.001	0.19	1.26	13.8	<0.2	<10	160	0.74	0.15	1.47	0.42	26.3	5.7	20
CC103446		0.19	0.001	0.43	1.40	12.2	<0.2	<10	180	0.60	0.16	1.81	0.71	18.05	6.3	23
CC103447		0.16	0.001	0.48	1.59	13.1	<0.2	<10	200	0.62	0.14	2.80	0.86	17.65	5.6	26
CC103448		0.23	0.003	0.73	1.29	21.3	<0.2	<10	450	0.81	0.21	1.20	1.30	26.5	6.9	23
CC103449		0.23	0.004	0.36	0.67	12.6	<0.2	<10	240	0.33	0.11	1.41	0.67	13.90	3.4	9
CC103450		0.13	0.007	0.61	1.18	17.5	<0.2	<10	260	0.51	0.57	1.24	1.00	15.35	5.2	16
CC103451		0.13	0.003	1.70	1.74	184.0	<0.2	<10	190	0.72	8.18	1.64	12.45	17.65	6.1	25
CC103452		0.16	0.002	2.65	2.30	126.5	<0.2	<10	170	0.99	4.65	1.39	10.35	19.70	6.9	30
CC103453		0.21	0.002	3.77	2.20	156.0	<0.2	<10	170	0.95	4.06	1.47	6.58	20.7	6.9	29
CC103454		0.28	0.004	14.85	2.08	499	<0.2	<10	160	0.95	6.61	1.30	22.6	21.7	6.8	30
CC103455		0.15	0.002	2.99	2.20	154.5	<0.2	<10	130	0.92	3.35	1.91	4.71	15.05	6.4	30
CC103456		0.16	0.003	0.58	1.41	22.9	<0.2	<10	200	0.57	0.66	1.73	1.03	15.40	4.6	22
CC103457		0.15	0.003	1.45	1.82	62.7	<0.2	<10	130	0.87	1.61	2.17	1.36	12.95	4.7	24
CC103458		0.28	0.001	0.43	2.78	14.1	<0.2	<10	140	1.21	0.42	2.24	1.13	14.10	5.1	37
CC103459		0.20	0.002	0.36	1.97	12.2	<0.2	<10	130	0.82	0.31	1.81	1.02	13.80	4.7	29
CC103460		0.14	0.001	0.30	1.56	14.3	<0.2	<10	220	0.63	0.22	1.73	0.78	13.35	4.2	23
CC103461		0.18	0.003	0.24	1.19	10.6	<0.2	<10	180	0.40	0.22	1.95	0.89	10.70	3.9	17
CC103462		0.18	0.002	0.26	0.90	14.5	<0.2	<10	260	0.26	0.25	1.06	0.66	8.27	3.6	16
CC103463		0.22	0.004	0.22	0.85	12.3	<0.2	<10	130	0.33	0.18	1.22	0.81	9.62	3.8	9
CC103464		0.26	0.002	0.48	1.61	32.1	<0.2	<10	350	0.64	0.41	1.23	1.60	14.85	4.7	26
CC103465		0.23	0.002	0.52	1.66	22.8	<0.2	<10	120	0.85	0.35	2.20	1.80	12.85	4.4	23
CC103466		0.20	0.001	0.27	1.51	14.3	<0.2	<10	110	0.68	0.22	2.07	0.87	11.15	4.2	21
CC103467		0.24	0.001	0.23	0.92	12.3	<0.2	<10	140	0.59	0.56	0.94	1.01	25.2	3.5	26
CC103468		0.13	0.002	0.27	0.97	13.7	<0.2	<10	250	0.37	0.18	0.56	0.41	20.4	6.7	17
CC103469		0.30	0.003	0.52	1.53	10.2	<0.2	<10	520	0.74	0.27	0.36	0.16	41.4	5.9	26
CC103470		0.26	0.003	0.56	2.32	17.2	<0.2	<10	540	1.12	0.27	0.31	0.51	38.9	6.6	34
CC103471		0.21	0.003	0.44	1.81	19.1	<0.2	<10	420	0.77	0.34	0.32	0.39	29.4	7.3	29
CC103472		0.17	0.001	0.33	1.74	10.8	<0.2	<10	180	0.79	0.22	1.23	0.66	17.05	4.6	24
CC103473		0.13	0.003	0.25	1.26	5.2	<0.2	<10	150	0.59	0.17	2.26	1.23	13.05	3.4	14
CC103474		0.23	0.002	0.22	1.40	6.8	<0.2	<10	170	0.53	0.19	0.86	0.44	16.40	4.6	23
CC103475		0.17	0.001	0.16	1.43	9.2	<0.2	<10	70	0.50	0.17	1.70	0.59	6.64	3.4	18
CC103476		0.15	0.002	0.27	1.43	8.3	<0.2	<10	210	0.68	0.25	1.98	0.63	12.35	3.6	21
CC103477		0.19	0.002	0.77	1.35	8.7	<0.2	<10	210	0.55	1.76	1.48	1.71	8.98	3.1	17
CC103478		0.25	0.001	0.26	2.80	21.8	<0.2	<10	90	1.17	0.31	8.31	0.47	8.30	7.6	32
CC103479		0.18	0.001	1.23	2.25	23.2	<0.2	<10	190	1.03	1.30	1.77	1.62	14.20	5.1	27
CC103480		0.18	0.002	0.60	1.25	39.4	<0.2	<10	140	0.61	0.83	1.59	2.17	8.34	3.0	15
CC103481		0.15	0.001	0.12	0.34	2.6	<0.2	<10	130	0.09	0.08	1.79	1.08	4.09	1.5	3

***** See Appendix Page for comments regarding this certificate *****

ALS Canada Ltd.
2103 Dollarton Hwy
North Vancouver BC V7H 0A7
Phone: 604 984 0221 Fax: 604 984 0218 www.alsglobal.com

To: **SILVER RANGE RESOURCES LTD.**
C/O ARCHER, CATHRO & ASSOCIATES (1981) LIMITED
1016-510 W HASTINGS ST
VANCOUVER BC V6B 1L8

Finalized Date: 26-JUL-2012
Account: RANSIL

Project: Keg-Group 3

CERTIFICATE OF ANALYSIS WH12155826

Sample Description	Method	ME-MS41	ME-MS41	ME-MS41	ME-MS41	ME-MS41	ME-MS41	ME-MS41	ME-MS41	ME-MS41	ME-MS41	ME-MS41	ME-MS41	ME-MS41	ME-MS41	ME-MS41
	Analyte	Cs	Cu	Fe	Ga	Ge	Hf	Hg	In	K	La	Li	Mg	Mn	Mo	Na
	Units	ppm	ppm	%	ppm	ppm	ppm	ppm	ppm	%	ppm	ppm	%	ppm	ppm	%
	LOR	0.05	0.2	0.01	0.05	0.05	0.02	0.01	0.005	0.01	0.2	0.1	0.01	5	0.05	0.01
ZZ24634		8.47	52.4	4.41	6.62	0.19	0.04	0.11	0.061	0.24	19.5	19.6	1.23	802	5.97	0.03
CC103443		3.90	9.7	2.40	3.57	0.08	0.11	0.02	0.027	0.13	7.9	15.5	0.41	342	1.29	0.01
CC103444		2.77	9.7	1.96	2.69	0.06	0.08	0.02	0.020	0.11	6.0	10.8	0.24	197	1.60	0.01
CC103445		2.86	13.2	1.74	3.61	0.10	0.09	0.02	0.023	0.10	13.2	17.5	0.48	174	1.26	0.02
CC103446		2.42	23.8	1.77	3.95	0.08	0.09	0.03	0.025	0.09	8.6	12.5	0.46	375	1.22	0.03
CC103447		2.81	24.6	1.64	4.45	0.08	0.09	0.04	0.023	0.11	8.3	12.7	0.55	444	1.40	0.04
CC103448		2.98	21.5	1.79	3.48	0.05	0.11	0.10	0.025	0.13	14.4	14.0	0.57	245	3.07	0.03
CC103449		1.10	13.1	0.97	1.99	<0.05	0.05	0.06	0.013	0.07	6.8	6.0	0.20	208	1.13	0.03
CC103450		1.53	25.3	1.39	3.43	<0.05	0.06	0.08	0.027	0.06	7.7	8.9	0.34	384	1.06	0.03
CC103451		2.64	33.8	2.19	4.91	<0.05	0.06	0.08	0.251	0.09	8.9	13.5	0.61	390	1.24	0.02
CC103452		3.74	58.1	2.62	6.24	0.06	0.07	0.06	0.138	0.09	10.5	16.1	0.83	353	1.53	0.02
CC103453		3.37	55.0	2.50	5.98	0.05	0.07	0.07	0.124	0.10	10.3	15.3	0.74	352	1.34	0.02
CC103454		3.53	112.0	2.72	5.78	0.07	0.07	0.08	0.198	0.11	12.3	14.8	0.69	398	1.61	0.02
CC103455		3.38	33.6	2.34	6.29	0.05	0.07	0.07	0.079	0.08	7.9	15.3	0.76	348	1.08	0.03
CC103456		2.00	17.9	1.41	4.03	<0.05	0.07	0.07	0.026	0.09	7.7	11.3	0.44	231	1.15	0.03
CC103457		2.93	23.0	1.71	5.19	0.05	0.07	0.06	0.042	0.08	6.5	13.8	0.61	287	0.92	0.03
CC103458		4.56	15.6	2.34	7.78	0.06	0.10	0.04	0.047	0.16	7.5	17.3	0.89	293	0.84	0.06
CC103459		3.49	16.0	1.79	5.54	<0.05	0.06	0.04	0.031	0.08	7.2	15.0	0.73	319	0.66	0.04
CC103460		2.44	14.0	1.52	4.18	<0.05	0.05	0.06	0.025	0.06	7.0	13.1	0.56	314	0.64	0.03
CC103461		1.71	15.0	1.26	3.48	<0.05	0.06	0.06	0.018	0.04	5.2	8.8	0.36	272	0.62	0.03
CC103462		1.96	10.2	1.31	3.96	<0.05	0.04	0.04	0.021	0.04	4.2	8.7	0.31	138	0.83	0.03
CC103463		0.87	11.8	0.98	2.80	<0.05	0.03	0.06	0.013	0.03	4.6	4.1	0.15	379	0.72	0.02
CC103464		2.79	15.7	1.67	4.79	<0.05	0.06	0.05	0.030	0.06	7.5	13.4	0.53	244	0.94	0.02
CC103465		3.96	20.3	1.60	4.44	<0.05	0.07	0.05	0.024	0.07	6.5	13.0	0.52	233	0.71	0.03
CC103466		2.72	14.1	1.51	4.16	0.05	0.05	0.05	0.024	0.06	5.5	11.6	0.43	208	0.70	0.03
CC103467		2.01	11.9	1.01	3.24	<0.05	0.02	0.05	0.023	0.05	14.5	8.2	0.19	290	1.78	0.02
CC103468		1.29	9.2	1.41	3.34	<0.05	0.05	0.07	0.014	0.05	9.4	11.2	0.29	1000	2.05	0.02
CC103469		1.63	16.1	1.84	5.06	0.05	0.02	0.16	0.023	0.05	19.5	13.7	0.35	108	0.98	0.01
CC103470		2.35	18.3	2.26	5.42	0.05	0.03	0.09	0.031	0.09	21.4	16.7	0.48	220	2.02	0.01
CC103471		2.29	18.7	2.13	4.77	<0.05	0.04	0.07	0.027	0.10	13.6	16.0	0.52	236	1.97	0.01
CC103472		3.87	12.8	1.94	4.57	<0.05	0.05	0.05	0.023	0.10	9.2	21.9	0.92	373	0.76	0.02
CC103473		2.32	17.1	1.19	3.18	<0.05	0.06	0.08	0.022	0.05	6.9	10.8	0.35	340	0.69	0.03
CC103474		2.16	10.5	1.45	4.50	<0.05	0.05	0.05	0.021	0.05	8.7	15.1	0.49	245	0.77	0.02
CC103475		1.81	11.6	1.73	3.53	<0.05	0.05	0.04	0.029	0.06	3.4	10.0	0.54	201	0.63	0.03
CC103476		2.42	15.2	1.44	3.78	0.05	0.05	0.04	0.022	0.07	6.4	14.0	0.58	231	0.57	0.03
CC103477		1.83	12.6	1.26	3.53	<0.05	0.05	0.04	0.044	0.06	4.7	9.0	0.46	184	0.55	0.04
CC103478		4.07	18.3	3.93	7.11	0.07	0.09	0.03	0.038	0.20	4.4	13.1	0.76	303	1.18	0.05
CC103479		3.38	17.3	1.99	6.32	0.05	0.07	0.05	0.049	0.07	7.6	16.3	0.78	300	0.97	0.04
CC103480		1.83	15.6	1.23	3.84	<0.05	0.04	0.03	0.046	0.04	4.5	7.5	0.33	209	0.49	0.04
CC103481		0.22	12.3	0.39	0.93	<0.05	0.03	0.02	<0.005	0.03	1.9	0.8	0.06	102	0.18	0.04

***** See Appendix Page for comments regarding this certificate *****

ALS Canada Ltd.
2103 Dollarton Hwy
North Vancouver BC V7H 0A7
Phone: 604 984 0221 Fax: 604 984 0218 www.alsglobal.com

To: **SILVER RANGE RESOURCES LTD.**
C/O ARCHER, CATHRO & ASSOCIATES (1981) LIMITED
1016-510 W HASTINGS ST
VANCOUVER BC V6B 1L8

Finalized Date: 26-JUL-2012
Account: RANSIL

Project: Keg-Group 3

CERTIFICATE OF ANALYSIS WH12155826

Sample Description	Method	ME-MS41	ME-MS41	ME-MS41	ME-MS41	ME-MS41	ME-MS41	ME-MS41	ME-MS41	ME-MS41	ME-MS41	ME-MS41	ME-MS41	ME-MS41	ME-MS41	ME-MS41
	Analyte	Nb	Ni	P	Pb	Rb	Re	S	Sb	Sc	Se	Sn	Sr	Ta	Te	Th
	Units	ppm	ppm	ppm	ppm	ppm	ppm	%	ppm	ppm	ppm	ppm	ppm	ppm	ppm	ppm
	LOR	0.05	0.2	10	0.2	0.1	0.001	0.01	0.05	0.1	0.2	0.2	0.2	0.01	0.01	0.2
ZZ24634		1.18	55.1	2150	377	24.4	0.001	0.12	54.9	3.5	3.0	12.0	52.6	0.01	0.22	1.7
CC103443		2.38	35.9	170	27.8	18.8	<0.001	0.01	1.11	2.6	0.6	0.7	19.7	<0.01	0.03	4.7
CC103444		2.20	29.2	150	20.4	13.7	<0.001	0.01	1.04	1.7	0.5	0.5	41.9	<0.01	0.03	3.2
CC103445		1.97	30.8	170	17.9	19.7	<0.001	0.01	1.17	2.6	1.0	0.8	49.4	0.01	0.03	3.1
CC103446		1.61	28.0	300	50.6	16.9	<0.001	0.03	1.32	2.4	1.5	1.1	75.7	0.01	0.03	2.2
CC103447		1.33	23.5	460	32.6	19.1	0.001	0.05	1.67	2.2	1.6	0.7	107.5	0.01	0.03	1.5
CC103448		1.32	35.5	700	33.3	16.9	0.001	0.04	2.44	3.2	1.1	1.1	71.7	<0.01	0.04	3.9
CC103449		0.55	15.0	420	16.5	7.0	<0.001	0.06	1.29	1.2	0.6	0.5	52.0	<0.01	0.02	1.0
CC103450		0.70	18.1	720	26.7	11.9	0.001	0.08	1.55	1.6	1.5	0.9	42.5	<0.01	0.04	0.9
CC103451		0.94	28.0	680	79.3	23.6	0.001	0.09	1.83	2.4	2.2	2.5	57.9	<0.01	0.05	1.7
CC103452		1.19	34.4	620	167.0	22.9	<0.001	0.07	4.20	2.8	1.5	10.2	59.3	<0.01	0.05	2.1
CC103453		1.20	33.1	620	315	22.2	<0.001	0.07	4.51	3.0	1.9	14.3	65.9	<0.01	0.07	2.4
CC103454		1.13	34.4	650	1620	23.0	<0.001	0.05	16.05	3.1	3.1	54.4	74.5	<0.01	0.09	2.8
CC103455		1.06	30.7	600	189.0	18.5	<0.001	0.09	5.61	2.7	2.1	11.3	66.1	<0.01	0.06	1.7
CC103456		1.00	20.7	670	28.7	16.7	0.001	0.07	2.02	2.1	0.8	1.3	63.8	<0.01	0.04	1.5
CC103457		0.94	22.9	630	54.2	15.8	<0.001	0.10	4.70	2.1	1.2	7.9	74.5	0.01	0.05	1.2
CC103458		1.78	30.3	550	23.4	25.3	<0.001	0.07	2.44	3.9	0.8	1.3	142.0	0.01	0.04	2.8
CC103459		1.11	24.7	660	21.8	15.9	<0.001	0.09	1.27	2.5	0.8	0.8	88.0	<0.01	0.04	1.7
CC103460		0.97	18.2	660	15.7	12.1	<0.001	0.09	1.13	1.8	0.6	1.0	78.1	<0.01	0.03	1.0
CC103461		0.76	13.5	660	13.6	9.2	<0.001	0.12	1.00	1.3	0.5	0.7	59.9	<0.01	0.02	0.8
CC103462		0.75	13.0	560	13.7	5.8	<0.001	0.08	0.95	1.2	0.2	1.0	43.5	<0.01	0.02	0.7
CC103463		0.48	9.1	860	18.1	4.6	<0.001	0.09	0.83	0.6	0.3	0.5	44.6	<0.01	0.01	0.4
CC103464		1.15	21.1	490	33.6	13.4	<0.001	0.07	2.44	2.1	0.6	1.6	48.8	0.01	0.04	1.6
CC103465		1.09	22.1	530	34.0	13.1	<0.001	0.10	1.92	1.9	1.2	1.0	83.0	<0.01	0.02	1.3
CC103466		0.94	21.9	450	18.8	12.4	<0.001	0.09	1.25	1.8	0.7	0.8	75.5	0.01	0.04	1.1
CC103467		1.05	17.3	680	9.0	8.7	<0.001	0.08	0.98	1.0	0.4	2.8	35.6	<0.01	0.02	0.5
CC103468		0.94	14.8	710	12.2	8.7	<0.001	0.04	0.89	2.0	0.4	0.8	29.0	<0.01	0.01	2.1
CC103469		1.14	19.8	950	17.0	9.3	<0.001	0.05	1.03	3.4	1.5	0.8	24.4	<0.01	0.05	1.7
CC103470		2.05	30.8	920	19.0	14.7	<0.001	0.02	1.82	4.4	1.4	1.1	32.1	0.01	0.04	4.7
CC103471		1.37	30.5	790	18.5	17.4	<0.001	0.02	1.74	3.3	0.8	1.1	27.8	<0.01	0.05	3.2
CC103472		1.48	21.4	410	14.3	17.2	<0.001	0.05	0.71	2.7	1.0	0.6	63.4	<0.01	0.03	2.3
CC103473		0.72	13.5	760	9.1	8.5	<0.001	0.12	0.82	1.4	0.6	0.4	82.3	<0.01	0.02	0.9
CC103474		1.14	15.5	580	9.6	10.3	<0.001	0.06	0.62	2.0	0.5	0.6	48.2	<0.01	0.02	1.4
CC103475		0.53	16.2	390	10.9	8.4	<0.001	0.08	0.66	1.7	0.3	0.3	80.8	<0.01	0.02	0.9
CC103476		0.77	17.6	550	12.2	12.8	<0.001	0.09	0.79	1.6	0.8	0.4	70.5	<0.01	0.02	0.9
CC103477		0.74	14.3	440	33.0	9.9	<0.001	0.07	0.72	1.4	0.4	0.4	65.2	<0.01	0.04	0.9
CC103478		1.54	43.4	420	22.6	26.4	0.001	0.21	1.64	4.0	0.8	0.5	223	0.01	0.06	4.1
CC103479		1.31	26.8	520	58.8	15.5	<0.001	0.08	1.68	2.6	0.8	0.7	78.1	0.01	0.04	1.7
CC103480		0.62	12.4	490	20.3	7.4	<0.001	0.09	1.31	1.3	0.7	0.8	51.0	0.01	0.02	0.7
CC103481		0.18	3.9	450	2.0	2.0	<0.001	0.08	0.67	0.3	0.6	0.4	43.3	<0.01	0.01	0.2

***** See Appendix Page for comments regarding this certificate *****

ALS Canada Ltd.
2103 Dollarton Hwy
North Vancouver BC V7H 0A7
Phone: 604 984 0221 Fax: 604 984 0218 www.alsglobal.com

To: **SILVER RANGE RESOURCES LTD.**
C/O ARCHER, CATHRO & ASSOCIATES (1981) LIMITED
1016-510 W HASTINGS ST
VANCOUVER BC V6B 1L8

Finalized Date: 26-JUL-2012
Account: RANSIL

Project: Keg-Group 3

CERTIFICATE OF ANALYSIS WH12155826

Sample Description	Method	ME-MS41	ME-MS41	ME-MS41	ME-MS41	ME-MS41	ME-MS41	ME-MS41	ME-MS41
	Analyte	Ti	Tl	U	V	W	Y	Zn	Zr
	Units	%	ppm	ppm	ppm	ppm	ppm	ppm	ppm
	LOR	0.005	0.02	0.05	1	0.05	0.05	2	0.5
ZZ24634		0.051	0.47	3.36	125	0.34	20.4	302	0.8
CC103443		0.048	0.25	0.79	50	0.20	11.40	180	5.5
CC103444		0.039	0.20	0.87	40	0.21	8.26	138	3.7
CC103445		0.041	0.26	0.68	55	0.22	14.65	74	3.7
CC103446		0.037	0.29	1.16	59	0.21	10.70	122	3.6
CC103447		0.033	0.40	1.31	77	0.18	10.15	102	3.5
CC103448		0.031	0.47	1.00	69	0.26	14.15	173	4.4
CC103449		0.021	0.17	0.67	28	0.08	5.15	82	1.8
CC103450		0.024	0.17	1.49	52	0.07	6.09	141	2.0
CC103451		0.027	0.24	1.73	91	0.26	6.51	1340	2.5
CC103452		0.034	0.22	1.52	114	0.18	8.41	921	2.9
CC103453		0.033	0.25	1.75	108	0.15	8.59	839	2.9
CC103454		0.036	0.24	1.30	105	0.22	10.40	1740	2.8
CC103455		0.029	0.23	1.97	119	0.13	7.09	458	2.8
CC103456		0.026	0.18	1.18	81	0.17	5.72	140	2.7
CC103457		0.027	0.21	1.22	95	0.12	5.92	145	3.0
CC103458		0.042	0.35	0.99	149	0.19	8.22	143	4.0
CC103459		0.029	0.26	1.25	113	0.10	6.70	127	2.8
CC103460		0.025	0.17	1.46	81	0.09	6.49	136	2.2
CC103461		0.023	0.12	1.44	55	0.09	4.27	113	2.0
CC103462		0.028	0.12	0.80	64	0.12	2.79	130	1.4
CC103463		0.024	0.08	0.80	36	0.11	3.54	89	1.1
CC103464		0.028	0.22	1.36	93	0.19	6.17	216	2.5
CC103465		0.024	0.19	2.52	92	0.11	6.98	193	3.0
CC103466		0.026	0.18	1.22	89	0.10	5.15	98	2.3
CC103467		0.024	0.16	0.73	56	0.60	7.08	92	0.9
CC103468		0.030	0.15	0.57	45	0.19	4.94	60	1.3
CC103469		0.025	0.21	2.77	46	0.33	14.05	55	0.6
CC103470		0.031	0.33	1.45	95	0.30	19.55	92	1.5
CC103471		0.028	0.31	1.12	82	0.21	9.16	105	1.2
CC103472		0.034	0.20	1.51	87	0.12	9.53	102	2.3
CC103473		0.021	0.16	1.19	53	0.10	7.97	88	2.2
CC103474		0.034	0.17	1.18	89	0.13	5.39	90	1.8
CC103475		0.025	0.20	0.80	81	0.10	4.65	118	1.9
CC103476		0.024	0.18	1.28	80	0.12	7.47	82	2.2
CC103477		0.026	0.15	1.00	68	0.09	4.44	181	2.1
CC103478		0.043	0.37	0.96	148	0.22	5.98	65	3.8
CC103479		0.028	0.23	1.37	110	0.13	8.30	150	3.2
CC103480		0.025	0.12	0.93	62	0.37	4.19	146	1.9
CC103481		0.018	<0.02	0.30	11	<0.05	1.05	28	1.1

***** See Appendix Page for comments regarding this certificate *****

ALS Canada Ltd.
2103 Dollarton Hwy
North Vancouver BC V7H 0A7
Phone: 604 984 0221 Fax: 604 984 0218 www.alsglobal.com

To: **SILVER RANGE RESOURCES LTD.**
C/O ARCHER, CATHRO & ASSOCIATES (1981) LIMITED
1016-510 W HASTINGS ST
VANCOUVER BC V6B 1L8

Finalized Date: 26-JUL-2012
Account: RANSIL

Project: Keg-Group 3

CERTIFICATE OF ANALYSIS WH12155826

Sample Description	Method	WEI-21	Au-ICP21	ME-MS41	ME-MS41	ME-MS41	ME-MS41	ME-MS41	ME-MS41	ME-MS41	ME-MS41	ME-MS41	ME-MS41	ME-MS41	ME-MS41	ME-MS41
	Analyte	Recvd Wt.	Au	Ag	Al	As	Au	B	Ba	Be	Bi	Ca	Cd	Ce	Co	Cr
	Units	kg	ppm	ppm	%	ppm	ppm	ppm	ppm	ppm	ppm	%	ppm	ppm	ppm	ppm
	LOR	0.02	0.001	0.01	0.01	0.1	0.2	10	10	0.05	0.01	0.01	0.01	0.02	0.1	1
CC103482		0.20	0.003	3.21	1.55	109.5	<0.2	<10	240	0.75	5.26	1.89	6.11	19.80	5.7	23
CC103483		0.15	0.001	0.37	0.44	16.3	<0.2	<10	160	0.22	0.24	1.93	0.73	5.91	2.3	4
CC103484		0.27	0.006	0.80	0.97	24.8	<0.2	<10	590	0.67	0.37	0.49	1.76	36.8	9.0	19
CC103485		0.22	0.002	0.23	0.24	1.7	<0.2	<10	50	0.09	0.07	0.06	0.26	8.07	0.5	4
CC103486		0.26	0.003	0.48	0.74	30.4	<0.2	<10	170	0.40	0.29	0.16	0.46	16.55	4.0	19
CC103487		0.24	0.005	0.56	0.69	20.9	<0.2	<10	730	0.40	0.16	1.37	1.20	18.35	5.2	14
CC103488		0.23	0.003	0.45	0.73	14.4	<0.2	<10	860	0.41	0.17	0.79	0.83	23.4	5.3	15
CC103489		0.26	0.004	1.08	0.90	9.2	<0.2	<10	1530	0.43	0.16	1.34	0.83	18.80	5.3	16
CC103490		0.25	0.002	0.48	0.82	11.4	<0.2	<10	420	0.40	0.16	1.99	1.06	18.75	5.6	14
CC103491		0.15	0.001	0.22	0.38	2.4	<0.2	<10	400	0.23	0.05	2.72	0.62	5.52	1.9	4
CC103492		0.24	0.005	0.83	0.95	16.1	<0.2	<10	800	0.59	0.24	2.28	0.86	23.3	8.0	17
CC103493		0.18	0.004	0.68	0.75	8.4	<0.2	<10	800	0.36	0.13	1.89	0.78	17.65	5.6	14
CC103494		0.17	0.005	1.03	1.37	35.5	<0.2	<10	410	0.54	0.44	0.91	1.60	21.2	7.3	25
CC103495		0.28	0.005	0.64	1.42	35.5	<0.2	<10	360	0.75	0.35	0.36	0.83	31.1	7.7	25
CC103496		0.15	0.005	1.21	1.44	27.2	<0.2	<10	350	0.65	0.31	1.15	2.05	16.45	6.4	17
CC103497		0.20	0.002	0.55	1.42	21.0	<0.2	<10	200	0.51	0.47	0.67	0.83	14.45	7.2	20
CC103498		0.19	0.003	0.51	1.00	13.6	<0.2	<10	190	0.43	0.26	0.65	0.51	11.95	4.9	13
CC86630		0.20	0.011	4.58	3.08	370	<0.2	<10	90	1.78	8.42	0.74	2.26	30.4	23.0	30
CC86631		0.10	0.002	0.38	2.15	21.0	<0.2	<10	60	0.72	0.32	2.40	2.32	9.89	5.5	26
CC86632		0.24	0.007	3.35	2.56	437	<0.2	<10	70	0.93	2.22	1.16	6.10	16.35	8.6	31
CC86633		0.13	0.001	0.26	0.38	21.6	<0.2	<10	40	0.19	0.29	0.13	0.86	10.60	1.9	5
CC86634		0.16	0.002	1.21	2.77	67.3	<0.2	<10	70	0.87	1.56	1.35	3.52	12.55	8.5	31
CC86635		0.15	0.005	2.47	2.72	52.5	<0.2	<10	100	1.03	6.46	1.01	3.48	20.3	8.5	35
CC86636		0.19	0.003	1.19	3.25	36.5	<0.2	<10	120	1.44	4.88	0.65	2.46	17.40	9.7	43
CC86637		0.11	0.001	0.32	2.12	13.4	<0.2	<10	120	0.80	0.43	1.96	0.73	9.77	6.0	27
CC86638		0.14	0.005	0.75	3.00	42.0	<0.2	<10	60	1.11	0.64	0.78	1.48	15.90	7.7	33
CC86639		0.17	0.002	0.48	2.94	31.1	<0.2	<10	50	0.79	0.52	1.00	3.27	10.15	7.7	32
CC86640		0.31	0.002	0.41	2.69	30.6	<0.2	<10	50	0.98	0.81	1.23	0.84	12.95	6.1	33
CC86641		0.18	0.005	1.70	3.04	188.0	<0.2	<10	80	1.10	2.02	1.13	6.42	20.2	10.0	37
CC86642		0.22	0.003	3.95	2.59	190.5	<0.2	<10	150	1.69	2.99	0.21	4.31	27.7	20.7	33
CC86643		0.29	0.002	1.11	3.04	60.2	<0.2	<10	130	1.44	0.89	0.31	1.25	24.3	15.9	34
CC86644		0.23	0.011	1.99	2.38	115.5	<0.2	<10	140	1.31	4.55	0.15	1.97	26.2	8.3	30
CC86645		0.17	0.011	0.86	3.25	25.5	<0.2	<10	170	2.21	0.81	0.26	1.22	36.8	13.2	36
CC44738		0.28	0.028	68.2	0.91	1150	<0.2	<10	330	0.37	15.70	0.06	12.25	74.4	2.4	26
CC44739		0.28	0.004	3.35	1.03	214	<0.2	<10	120	1.09	6.08	0.05	3.06	57.5	6.7	20
CC44740		0.19	0.002	0.71	3.26	6.0	<0.2	<10	70	1.59	0.14	1.17	0.04	16.85	9.2	37
CC142484		0.35	0.078	20.3	1.73	9250	<0.2	<10	290	1.41	17.40	0.07	8.68	69.9	13.2	24
CC142485		0.23	0.184	18.50	3.13	>10000	<0.2	<10	120	2.51	46.1	0.87	70.6	59.4	25.5	47
CC142486		0.22	0.007	2.85	2.94	402	<0.2	<10	150	1.44	10.25	0.52	1.36	21.3	12.1	32
CC142488		0.19	0.001	2.75	4.70	101.0	<0.2	<10	100	2.52	0.15	0.07	8.98	111.5	65.4	10

***** See Appendix Page for comments regarding this certificate *****

ALS Canada Ltd.
2103 Dollarton Hwy
North Vancouver BC V7H 0A7
Phone: 604 984 0221 Fax: 604 984 0218 www.alsglobal.com

To: **SILVER RANGE RESOURCES LTD.**
C/O ARCHER, CATHRO & ASSOCIATES (1981) LIMITED
1016-510 W HASTINGS ST
VANCOUVER BC V6B 1L8

Finalized Date: 26-JUL-2012
Account: RANSIL

Project: Keg-Group 3

CERTIFICATE OF ANALYSIS WH12155826

Sample Description	Method	ME-MS41	ME-MS41	ME-MS41	ME-MS41	ME-MS41	ME-MS41	ME-MS41	ME-MS41	ME-MS41	ME-MS41	ME-MS41	ME-MS41	ME-MS41	ME-MS41	ME-MS41
	Analyte	Cs	Cu	Fe	Ga	Ge	Hf	Hg	In	K	La	Li	Mg	Mn	Mo	Na
	Units	ppm	ppm	%	ppm	ppm	ppm	ppm	ppm	%	ppm	ppm	%	ppm	ppm	%
	LOR	0.05	0.2	0.01	0.05	0.05	0.02	0.01	0.005	0.01	0.2	0.1	0.01	5	0.05	0.01
CC103482		2.57	44.2	1.66	4.41	0.05	0.05	0.08	0.100	0.07	10.6	11.5	0.50	418	1.08	0.02
CC103483		0.37	20.5	0.63	1.44	<0.05	0.04	0.04	0.008	0.03	3.0	1.3	0.08	241	0.63	0.03
CC103484		1.79	54.1	2.46	3.39	0.13	0.08	0.14	0.031	0.13	20.7	11.1	0.38	268	7.85	0.01
CC103485		0.82	13.4	0.27	1.33	<0.05	<0.02	0.02	<0.005	0.03	4.4	0.4	0.02	10	0.55	0.02
CC103486		1.58	27.8	1.72	2.88	0.07	0.02	0.04	0.022	0.08	9.5	8.4	0.28	126	3.18	0.01
CC103487		1.93	30.1	1.65	2.18	0.08	0.08	0.08	0.019	0.10	10.7	7.6	0.32	264	2.58	0.01
CC103488		2.14	22.8	1.59	2.62	0.08	0.06	0.08	0.021	0.10	13.0	8.2	0.27	211	2.17	0.01
CC103489		1.11	51.6	1.41	3.17	0.08	0.05	0.10	0.017	0.08	12.2	7.4	0.20	368	0.84	0.02
CC103490		1.28	23.9	1.43	2.64	0.07	0.06	0.05	0.017	0.07	9.8	10.0	0.27	282	0.57	0.02
CC103491		0.56	30.3	0.44	0.97	<0.05	0.04	0.05	0.006	0.03	3.5	1.8	0.07	203	0.44	0.04
CC103492		1.55	55.3	1.75	3.06	0.09	0.07	0.11	0.024	0.09	13.3	10.6	0.29	455	1.61	0.01
CC103493		3.02	31.3	1.19	2.12	0.06	0.06	0.09	0.022	0.09	9.2	7.2	0.28	340	1.11	0.03
CC103494		2.73	26.9	2.19	4.16	0.10	0.08	0.08	0.043	0.15	11.7	13.9	0.65	379	3.71	0.02
CC103495		2.18	41.3	2.22	4.41	0.11	0.08	0.07	0.035	0.12	17.4	14.6	0.59	215	4.38	0.01
CC103496		1.91	32.0	1.41	3.95	0.07	0.06	0.10	0.027	0.08	8.8	9.9	0.31	648	2.76	0.02
CC103497		2.23	18.4	1.49	4.47	0.07	0.06	0.06	0.028	0.09	8.1	13.4	0.63	302	1.62	0.02
CC103498		1.35	19.1	1.27	3.33	0.06	0.05	0.05	0.019	0.08	6.5	8.4	0.35	161	1.48	0.03
CC86630		5.82	60.2	3.23	7.97	0.15	0.05	0.14	0.212	0.16	14.3	19.4	0.76	488	3.77	0.01
CC86631		3.10	17.3	1.65	5.98	0.10	0.08	0.06	0.024	0.09	5.5	9.8	0.74	388	1.09	0.04
CC86632		4.44	28.3	2.64	6.78	0.13	0.08	0.05	0.109	0.15	8.5	15.9	1.27	283	1.33	0.03
CC86633		0.77	7.2	0.65	1.61	<0.05	<0.02	0.03	0.009	0.02	6.8	1.7	0.06	26	0.47	0.02
CC86634		4.55	22.1	2.62	7.60	0.13	0.07	0.06	0.057	0.11	6.5	19.6	1.76	448	1.50	0.02
CC86635		5.32	26.1	2.85	7.70	0.12	0.09	0.09	0.102	0.14	11.6	20.3	1.41	362	1.39	0.02
CC86636		5.68	19.3	3.35	8.90	0.13	0.11	0.07	0.062	0.19	9.2	28.1	1.44	310	1.39	0.01
CC86637		3.04	12.9	2.82	5.72	0.09	0.05	0.08	0.036	0.09	5.7	13.9	0.63	380	1.22	0.02
CC86638		4.26	17.6	3.22	7.20	0.12	0.09	0.07	0.056	0.16	8.4	17.0	1.10	415	1.21	0.02
CC86639		5.37	17.7	2.68	7.60	0.15	0.08	0.04	0.042	0.18	5.2	21.8	2.29	424	0.78	0.03
CC86640		5.74	16.1	2.84	7.75	0.14	0.14	0.01	0.041	0.33	7.2	18.3	1.56	286	0.91	0.04
CC86641		6.62	28.7	3.58	8.22	0.18	0.11	0.05	0.249	0.36	11.3	18.9	1.94	290	1.94	0.03
CC86642		7.07	41.2	3.96	8.67	0.16	0.06	0.16	0.217	0.23	14.2	25.2	1.16	444	4.90	0.02
CC86643		6.54	30.8	3.61	10.05	0.15	0.08	0.07	0.104	0.15	12.8	29.6	1.14	281	4.09	0.01
CC86644		5.38	41.5	3.52	8.58	0.14	0.05	0.08	0.180	0.21	14.1	19.9	0.64	180	5.40	0.01
CC86645		5.54	63.7	3.42	9.22	0.17	0.07	0.10	0.061	0.30	18.6	25.9	0.92	218	4.92	0.02
CC44738		3.97	113.5	5.18	5.37	0.28	0.03	0.82	0.346	0.39	52.5	8.1	0.21	82	3.78	0.02
CC44739		3.75	114.5	5.25	4.35	0.17	0.04	0.12	0.187	0.08	32.4	5.7	0.23	130	6.46	0.01
CC44740		5.04	22.5	2.64	13.65	0.16	0.13	0.02	0.017	0.20	6.4	52.1	1.66	195	1.33	0.01
CC142484		11.05	70.9	7.29	5.54	0.32	0.07	0.14	0.067	0.14	38.3	21.5	0.68	343	6.60	0.02
CC142485		5.21	57.5	7.86	13.00	0.37	0.18	0.08	1.800	0.13	34.4	62.7	2.22	741	5.39	0.01
CC142486		5.95	42.7	4.55	8.86	0.15	0.07	0.11	0.370	0.26	11.2	20.5	0.83	348	5.61	0.02
CC142488		6.95	388	10.70	2.41	0.29	0.15	0.06	0.040	0.03	20.4	22.5	0.19	1350	2.19	<0.01

***** See Appendix Page for comments regarding this certificate *****

ALS Canada Ltd.
2103 Dollarton Hwy
North Vancouver BC V7H 0A7
Phone: 604 984 0221 Fax: 604 984 0218 www.alsglobal.com

To: **SILVER RANGE RESOURCES LTD.**
C/O ARCHER, CATHRO & ASSOCIATES (1981) LIMITED
1016-510 W HASTINGS ST
VANCOUVER BC V6B 1L8

Finalized Date: 26-JUL-2012
Account: RANSIL

Project: Keg-Group 3

CERTIFICATE OF ANALYSIS WH12155826

Sample Description	Method	ME-MS41	ME-MS41	ME-MS41	ME-MS41	ME-MS41	ME-MS41	ME-MS41	ME-MS41	ME-MS41	ME-MS41	ME-MS41	ME-MS41	ME-MS41	ME-MS41	ME-MS41
	Analyte	Nb	Ni	P	Pb	Rb	Re	S	Sb	Sc	Se	Sn	Sr	Ta	Te	Th
	Units	ppm	ppm	ppm	ppm	ppm	ppm	%	ppm	ppm	ppm	ppm	ppm	ppm	ppm	ppm
	LOR	0.05	0.2	10	0.2	0.1	0.001	0.01	0.05	0.1	0.2	0.2	0.2	0.01	0.01	0.2
CC103482		0.92	24.8	700	99.3	16.2	<0.001	0.12	3.21	1.8	1.9	6.3	58.9	<0.01	0.06	1.0
CC103483		0.33	7.1	670	5.0	3.1	0.001	0.12	1.59	0.4	1.0	0.3	50.9	<0.01	0.02	0.2
CC103484		0.93	42.2	1140	28.1	12.2	0.006	0.08	4.09	4.6	4.1	0.9	65.1	0.01	0.08	4.7
CC103485		0.30	2.2	170	3.4	3.1	<0.001	0.02	0.33	0.4	0.4	0.3	10.1	<0.01	0.01	0.2
CC103486		0.63	25.7	920	35.3	8.8	0.001	0.05	4.32	1.4	1.5	2.1	21.9	<0.01	0.07	0.6
CC103487		0.68	26.3	910	16.6	10.0	0.002	0.08	2.22	2.7	1.9	0.5	61.6	0.01	0.04	1.6
CC103488		0.63	18.5	760	24.0	11.8	0.002	0.06	2.28	2.9	1.6	0.7	46.4	<0.01	0.04	1.9
CC103489		0.81	20.7	430	18.4	9.0	0.001	0.07	1.30	2.4	1.7	0.6	55.4	0.01	0.03	0.8
CC103490		0.89	21.8	500	22.5	10.2	0.001	0.07	1.64	2.0	1.4	0.5	64.4	0.01	0.03	1.0
CC103491		0.25	17.1	670	4.2	2.7	0.002	0.11	1.29	0.5	2.0	0.2	91.2	<0.01	0.02	<0.2
CC103492		0.80	33.6	650	27.6	10.2	0.002	0.08	2.17	2.6	2.4	0.9	88.9	0.01	0.05	1.1
CC103493		0.62	23.0	740	19.3	9.9	0.002	0.07	1.46	2.6	2.1	0.6	67.3	<0.01	0.04	1.1
CC103494		1.25	35.3	1160	73.4	15.1	0.002	0.06	6.28	2.9	2.1	2.2	69.4	0.01	0.06	2.9
CC103495		1.15	39.1	1070	58.9	13.3	0.001	0.04	4.81	3.6	2.1	1.6	39.4	<0.01	0.07	5.0
CC103496		0.72	27.3	850	38.2	13.4	0.002	0.09	3.10	1.9	2.0	1.2	58.8	0.01	0.05	0.8
CC103497		1.00	25.4	680	37.9	16.2	0.001	0.07	2.50	2.2	1.4	1.4	39.0	<0.01	0.03	1.4
CC103498		0.69	19.6	570	18.7	10.9	0.001	0.05	1.60	1.8	1.1	1.0	32.2	<0.01	0.03	1.1
CC86630		1.18	47.7	1160	242	21.2	0.001	0.15	43.4	2.1	5.4	10.7	61.9	0.02	0.31	0.6
CC86631		1.31	23.0	770	32.1	14.1	<0.001	0.14	3.49	2.2	1.7	0.5	87.2	0.01	0.04	1.1
CC86632		1.48	39.9	560	533	22.7	0.001	0.09	37.5	3.1	4.1	2.1	60.4	0.01	0.22	1.9
CC86633		0.29	7.2	400	8.4	3.1	<0.001	0.05	1.20	0.3	0.4	0.4	13.0	<0.01	0.02	<0.2
CC86634		1.43	36.8	740	120.0	19.1	<0.001	0.11	20.6	2.9	2.4	1.1	52.9	0.01	0.08	1.5
CC86635		1.91	42.7	690	89.2	22.0	<0.001	0.08	9.22	3.3	2.0	8.7	71.6	0.01	0.09	2.9
CC86636		2.66	51.3	570	54.3	27.3	<0.001	0.08	4.83	4.1	1.3	1.2	73.3	0.01	0.07	3.7
CC86637		1.22	29.6	990	30.2	16.6	<0.001	0.16	3.27	1.8	1.1	0.7	120.5	0.01	0.05	0.8
CC86638		1.81	40.6	540	71.5	21.7	<0.001	0.08	8.41	3.7	1.6	0.8	66.8	0.01	0.06	4.0
CC86639		1.56	39.3	480	62.5	23.1	<0.001	0.08	14.70	3.6	1.7	0.6	43.5	0.01	0.06	2.1
CC86640		1.18	32.9	470	55.1	36.2	<0.001	0.05	13.70	4.3	1.0	1.0	125.5	0.01	0.07	5.0
CC86641		2.76	46.3	560	471	38.9	0.001	0.12	154.0	4.4	3.5	4.3	82.5	0.01	0.21	4.6
CC86642		2.18	49.6	1180	149.5	28.6	0.001	0.26	20.8	3.1	4.2	14.1	73.6	0.01	0.19	2.2
CC86643		2.49	54.6	580	97.6	24.7	<0.001	0.11	22.4	4.2	3.4	2.3	53.6	0.02	0.16	4.2
CC86644		1.76	38.5	720	118.0	34.0	0.001	0.18	18.15	3.8	4.4	1.6	59.1	0.01	0.15	2.7
CC86645		1.71	53.0	900	29.0	39.8	0.001	0.19	4.73	4.6	3.5	1.3	75.0	0.01	0.08	2.6
CC44738		0.72	15.4	3820	8830	26.6	0.001	0.88	565	1.7	40.7	35.0	124.5	<0.01	1.72	2.4
CC44739		0.53	50.0	2850	3330	14.1	0.001	0.10	77.2	1.3	2.9	147.5	39.6	0.01	0.88	0.8
CC44740		1.24	33.6	240	24.9	21.6	<0.001	0.04	2.92	4.6	1.6	1.2	147.5	0.01	0.03	8.5
CC142484		1.03	64.0	1590	552	17.1	0.001	0.20	55.7	2.4	15.1	19.1	110.5	0.01	16.65	4.0
CC142485		0.54	63.6	2560	2180	16.6	0.001	0.06	42.4	7.7	12.9	27.6	78.1	0.02	19.90	8.1
CC142486		1.79	44.6	1110	197.0	30.7	0.001	0.20	41.9	4.1	5.3	2.0	61.8	0.01	0.32	3.3
CC142488		0.34	346	1300	36.9	6.2	0.002	0.06	28.9	5.3	1.9	1.1	7.3	0.02	0.10	5.5

***** See Appendix Page for comments regarding this certificate *****

ALS Canada Ltd.
2103 Dollarton Hwy
North Vancouver BC V7H 0A7
Phone: 604 984 0221 Fax: 604 984 0218 www.alsglobal.com

To: **SILVER RANGE RESOURCES LTD.**
C/O ARCHER, CATHRO & ASSOCIATES (1981) LIMITED
1016-510 W HASTINGS ST
VANCOUVER BC V6B 1L8

Finalized Date: 26-JUL-2012
Account: RANSIL

Project: Keg-Group 3

CERTIFICATE OF ANALYSIS WH12155826

Sample Description	Method	ME-MS41	ME-MS41	ME-MS41	ME-MS41	ME-MS41	ME-MS41	ME-MS41	ME-MS41
	Analyte	Ti	Tl	U	V	W	Y	Zn	Zr
	Units	%	ppm	ppm	ppm	ppm	ppm	ppm	ppm
	LOR	0.005	0.02	0.05	1	0.05	0.05	2	0.5
CC103482		0.025	0.22	2.41	73	0.16	8.16	505	2.1
CC103483		0.019	0.04	0.57	16	<0.05	2.78	47	1.6
CC103484		0.029	0.40	1.38	64	0.17	17.25	211	3.4
CC103485		0.015	0.05	0.28	9	0.05	1.06	8	<0.5
CC103486		0.023	0.25	1.43	80	0.16	5.39	89	<0.5
CC103487		0.017	0.29	0.88	37	0.12	11.85	126	2.6
CC103488		0.019	0.26	1.47	39	0.17	8.94	99	1.6
CC103489		0.027	0.12	2.17	36	0.20	13.80	90	1.3
CC103490		0.025	0.14	0.92	32	0.28	7.79	108	2.0
CC103491		0.012	0.07	1.50	10	<0.05	4.69	52	1.6
CC103492		0.018	0.19	3.05	42	0.15	13.00	99	2.1
CC103493		0.018	0.28	0.99	29	0.11	8.34	90	2.0
CC103494		0.038	0.23	1.68	80	0.25	9.82	234	2.7
CC103495		0.037	0.31	1.85	90	0.19	11.55	178	3.5
CC103496		0.019	0.25	1.53	51	0.15	9.08	159	1.8
CC103497		0.033	0.20	1.21	65	0.17	5.84	187	2.2
CC103498		0.025	0.17	1.06	43	0.15	5.37	113	1.6
CC86630		0.037	0.39	3.20	80	0.24	14.75	496	0.8
CC86631		0.034	0.29	1.29	106	0.12	6.61	110	3.1
CC86632		0.049	0.27	2.02	127	0.81	10.40	790	2.7
CC86633		0.023	0.09	0.46	19	0.06	2.25	65	<0.5
CC86634		0.045	0.33	1.62	129	0.27	9.07	503	2.4
CC86635		0.050	0.35	2.06	135	0.24	11.65	426	3.2
CC86636		0.055	0.35	2.01	173	0.29	10.15	283	3.7
CC86637		0.024	0.31	0.99	112	0.18	5.34	90	1.9
CC86638		0.048	0.32	1.53	122	0.20	12.65	343	3.0
CC86639		0.055	0.34	1.59	134	0.16	9.37	664	2.7
CC86640		0.060	0.54	1.41	151	0.18	11.05	94	5.8
CC86641		0.077	0.47	1.87	149	0.26	12.50	645	4.2
CC86642		0.075	0.55	2.53	124	0.37	11.95	690	1.7
CC86643		0.075	0.39	1.82	119	0.51	10.50	562	2.5
CC86644		0.068	0.50	2.45	96	0.38	9.41	275	1.6
CC86645		0.064	0.46	4.39	94	0.28	16.85	229	1.9
CC44738		0.032	1.04	7.11	62	0.28	7.09	108	0.9
CC44739		0.026	0.27	6.11	122	0.45	21.3	475	<0.5
CC44740		0.083	0.27	1.55	38	0.11	16.10	14	5.1
CC142484		0.047	0.55	2.67	59	0.57	27.1	673	1.4
CC142485		0.014	0.74	4.80	199	0.45	40.5	2300	7.8
CC142486		0.059	0.51	2.05	104	0.26	8.68	439	2.4
CC142488		0.006	1.91	6.00	56	0.21	46.7	2670	4.3

***** See Appendix Page for comments regarding this certificate *****

ALS Canada Ltd.
2103 Dollarton Hwy
North Vancouver BC V7H 0A7
Phone: 604 984 0221 Fax: 604 984 0218 www.alsglobal.com

To: **SILVER RANGE RESOURCES LTD.**
C/O ARCHER, CATHRO & ASSOCIATES (1981) LIMITED
1016-510 W HASTINGS ST
VANCOUVER BC V6B 1L8

Project: Keg-Group 3

Finalized Date: 26-JUL-2012
Account: RANSIL

CERTIFICATE OF ANALYSIS WH12155826

Method	CERTIFICATE COMMENTS
ME-MS41	Gold determinations by this method are semi-quantitative due to the small sample weight used (0.5g).

ALS Canada Ltd.

2103 Dollarton Hwy
North Vancouver BC V7H 0A7
Phone: 604 984 0221 Fax: 604 984 0218 www.alsglobal.com

To: **SILVER RANGE RESOURCES LTD.**
C/O ARCHER, CATHRO & ASSOCIATES (1981) LIMITED
1016-510 W HASTINGS ST
VANCOUVER BC V6B 1L8

Finalized Date: 26-JUL-2012
Account: RANSIL

CERTIFICATE WH12155827

Project: KEG (Group 2)

P.O. No.:

This report is for 166 Soil samples submitted to our lab in Whitehorse, YT, Canada on 6-JUL-2012.

The following have access to data associated with this certificate:

MATT DUMALA	JOAN MARIACHER	

SAMPLE PREPARATION

ALS CODE	DESCRIPTION
WEI-21	Received Sample Weight
LOG-22	Sample login - Rcd w/o BarCode
SCR-41	Screen to -180um and save both
EXTRA-01	Extra Sample received in Shipment

ANALYTICAL PROCEDURES

ALS CODE	DESCRIPTION	INSTRUMENT
Au-ICP21	Au 30g FA ICP-AES Finish	ICP-AES
ME-MS41	51 anal. aqua regia ICPMS	

To: **SILVER RANGE RESOURCES LTD.**
ATTN: JOAN MARIACHER
C/O ARCHER, CATHRO & ASSOCIATES (1981) LIMITED
1016-510 W HASTINGS ST
VANCOUVER BC V6B 1L8

This is the Final Report and supersedes any preliminary report with this certificate number. Results apply to samples as submitted. All pages of this report have been checked and approved for release.

***** See Appendix Page for comments regarding this certificate *****

Signature:

Colin Ramshaw, Vancouver Laboratory Manager

ALS Canada Ltd.
2103 Dollarton Hwy
North Vancouver BC V7H 0A7
Phone: 604 984 0221 Fax: 604 984 0218 www.alsglobal.com

To: **SILVER RANGE RESOURCES LTD.**
C/O ARCHER, CATHRO & ASSOCIATES (1981) LIMITED
1016-510 W HASTINGS ST
VANCOUVER BC V6B 1L8

Finalized Date: 26-JUL-2012
Account: RANSIL

Project: KEG (Group 2)

CERTIFICATE OF ANALYSIS WH12155827

Sample Description	Method	WEI-21	Au-ICP21	ME-MS41	ME-MS41	ME-MS41	ME-MS41	ME-MS41	ME-MS41	ME-MS41	ME-MS41	ME-MS41	ME-MS41	ME-MS41	ME-MS41	ME-MS41
	Analyte	Recvd Wt.	Au	Ag	Al	As	Au	B	Ba	Be	Bi	Ca	Cd	Ce	Co	Cr
	Units	kg	ppm	ppm	%	ppm	ppm	ppm	ppm	ppm	ppm	%	ppm	ppm	ppm	ppm
	LOR	0.02	0.001	0.01	0.01	0.1	0.2	10	10	0.05	0.01	0.01	0.01	0.02	0.1	1
CC49778		0.29	0.004	0.27	1.19	13.2	<0.2	<10	100	0.41	0.19	0.13	0.19	28.3	5.2	22
CC49779		0.16	0.006	2.92	2.30	24.7	<0.2	<10	560	1.17	0.31	0.18	1.45	89.3	14.6	32
CC49780		0.32	0.001	0.69	0.74	105.5	<0.2	<10	60	0.65	0.18	0.01	0.69	25.0	12.7	6
CC49781		0.23	0.003	0.54	1.02	37.9	<0.2	<10	160	0.49	0.33	0.21	0.42	40.3	7.7	20
CC49782		0.25	0.003	0.57	1.60	48.8	<0.2	<10	140	0.46	0.30	0.13	0.55	27.8	7.3	32
CC49783		0.21	0.002	0.62	2.26	8.3	<0.2	<10	180	1.87	0.30	0.57	0.43	39.8	4.9	36
CC49784		0.25	0.004	0.36	2.85	8.8	<0.2	<10	160	1.61	0.37	0.34	0.72	38.3	7.0	43
CC49785		0.14	0.001	0.99	2.28	12.0	<0.2	<10	160	0.96	0.28	0.32	0.73	17.50	4.7	42
CC55107		0.30	0.001	0.41	3.15	11.8	<0.2	<10	60	1.26	1.22	0.40	2.00	18.90	8.8	34
CC55108		0.35	0.002	0.92	3.14	99.3	<0.2	<10	90	2.32	7.29	0.31	6.20	26.2	13.2	36
CC55109		0.30	0.003	0.61	3.10	35.3	<0.2	<10	110	1.90	2.67	0.19	9.95	34.8	10.7	36
CC55110		0.19	0.001	1.09	2.48	18.6	<0.2	<10	130	1.35	1.71	0.12	1.70	25.2	7.7	33
CC55111		0.30	0.003	0.76	2.14	17.0	<0.2	<10	180	1.02	1.20	0.08	0.69	31.8	5.9	35
CC55112		0.28	0.002	0.36	2.81	25.6	<0.2	<10	70	1.98	1.18	0.15	1.86	36.9	10.7	33
CC55113		0.26	0.003	0.66	4.20	26.8	<0.2	<10	100	2.04	0.89	0.14	2.24	40.7	11.3	44
CC55114		0.32	0.003	1.60	2.43	14.0	<0.2	<10	80	1.03	0.66	0.49	3.02	18.60	4.6	32
CC55115		0.29	0.002	0.93	3.58	21.8	<0.2	<10	90	1.50	1.10	0.19	2.52	30.2	9.3	41
CC55116		0.35	0.002	0.86	3.41	27.6	<0.2	<10	50	1.93	0.73	0.17	3.01	21.6	13.3	41
CC55117		0.27	0.002	0.74	3.78	9.7	<0.2	<10	30	2.09	0.85	0.28	8.38	22.4	17.0	39
CC55118		0.31	0.002	0.48	3.77	22.9	<0.2	<10	200	1.66	1.57	0.24	1.71	28.0	13.1	42
CC55119		0.31	0.001	0.50	3.43	16.4	<0.2	<10	140	1.86	1.71	0.38	2.57	26.6	16.5	37
CC55120		0.26	0.002	1.41	2.52	59.4	<0.2	<10	80	1.42	4.42	0.15	6.16	24.1	9.6	32
CC55121		0.24	0.005	1.02	1.71	37.8	<0.2	<10	90	0.98	2.38	1.17	2.01	17.30	10.7	23
CC55122		0.25	0.002	0.58	1.47	7.3	<0.2	<10	110	0.92	0.94	0.46	0.87	19.70	4.1	18
CC55123		0.20	0.001	0.31	1.25	6.3	<0.2	<10	70	0.71	1.40	0.21	0.59	12.90	4.4	8
CC55124		0.19	0.003	0.74	1.97	10.4	<0.2	<10	130	1.05	1.81	0.44	2.19	18.70	6.8	19
CC55125		0.34	0.004	0.63	6.06	22.0	<0.2	<10	120	2.91	0.99	0.31	1.07	14.80	29.0	14
CC55126		0.29	0.006	0.34	2.85	13.3	<0.2	<10	240	1.51	1.43	0.25	0.82	22.6	11.6	28
CC55127		0.29	0.002	0.36	1.72	7.5	<0.2	<10	150	0.92	1.23	0.23	0.30	16.30	4.0	23
CC55128		0.25	0.003	0.71	2.28	8.4	<0.2	<10	190	1.09	1.36	0.22	1.25	14.85	7.5	19
CC55129		0.21	0.004	0.43	2.06	5.5	<0.2	<10	210	1.14	1.41	0.51	0.88	16.25	6.2	31
CC55130		0.24	0.002	0.45	3.58	5.6	<0.2	<10	140	2.49	3.12	0.68	5.95	31.9	50.8	35
CC55131		0.27	0.004	1.26	2.78	7.2	<0.2	<10	350	1.28	5.94	0.93	21.9	13.15	11.4	32
CC55132		0.20	0.002	0.61	3.51	3.9	<0.2	<10	90	1.45	1.90	1.16	1.92	12.90	8.8	41
CC55133		0.24	0.002	0.55	3.57	3.1	<0.2	<10	90	1.39	2.36	0.77	2.01	11.50	11.2	43
CC55134		0.22	0.002	0.34	3.83	5.0	<0.2	<10	100	1.37	1.82	0.54	0.96	17.80	11.0	48
CC55135		0.22	0.001	0.31	3.77	5.2	<0.2	<10	130	1.47	2.04	0.28	1.69	21.1	10.4	43
CC55136		0.18	0.007	0.82	2.64	6.1	<0.2	<10	80	0.89	1.73	0.71	4.55	12.25	9.3	32
CC93915		0.19	0.002	0.59	2.73	7.7	<0.2	<10	50	1.09	0.37	1.56	0.51	6.33	8.7	27
CC93916		0.20	0.003	1.36	3.20	47.3	<0.2	<10	60	1.16	3.68	2.47	8.84	6.85	10.7	36

***** See Appendix Page for comments regarding this certificate *****

ALS Canada Ltd.
2103 Dollarton Hwy
North Vancouver BC V7H 0A7
Phone: 604 984 0221 Fax: 604 984 0218 www.alsglobal.com

To: **SILVER RANGE RESOURCES LTD.**
C/O ARCHER, CATHRO & ASSOCIATES (1981) LIMITED
1016-510 W HASTINGS ST
VANCOUVER BC V6B 1L8

Finalized Date: 26-JUL-2012
Account: RANSIL

Project: KEG (Group 2)

CERTIFICATE OF ANALYSIS WH12155827

Sample Description	Method	ME-MS41	ME-MS41	ME-MS41	ME-MS41	ME-MS41	ME-MS41	ME-MS41	ME-MS41	ME-MS41	ME-MS41	ME-MS41	ME-MS41	ME-MS41	ME-MS41	ME-MS41
	Analyte	Cs	Cu	Fe	Ga	Ge	Hf	Hg	In	K	La	Li	Mg	Mn	Mo	Na
	Units	ppm	ppm	%	ppm	ppm	ppm	ppm	ppm	%	ppm	ppm	%	ppm	ppm	%
	LOR	0.05	0.2	0.01	0.05	0.05	0.02	0.01	0.005	0.01	0.2	0.1	0.01	5	0.05	0.01
CC49778		0.95	22.0	2.10	4.36	0.05	0.02	0.04	0.026	0.04	14.5	11.4	0.29	146	1.60	0.01
CC49779		4.88	45.2	3.07	5.99	0.10	0.06	0.16	0.046	0.08	42.6	14.0	0.33	536	2.27	0.01
CC49780		3.21	13.4	1.21	0.75	<0.05	0.03	0.02	0.022	0.03	13.0	2.5	0.03	427	1.13	<0.01
CC49781		1.02	20.1	1.90	3.35	0.06	0.02	0.02	0.022	0.04	19.7	10.2	0.28	231	1.30	0.01
CC49782		1.64	16.4	3.17	5.45	0.06	0.03	0.07	0.035	0.05	15.2	20.6	0.37	344	1.72	0.01
CC49783		7.11	30.8	1.78	8.40	0.11	0.08	0.06	0.030	0.27	14.3	25.2	1.72	229	6.98	0.01
CC49784		8.28	38.5	2.05	9.17	0.13	0.08	0.05	0.035	0.22	15.2	32.4	2.32	194	4.95	0.01
CC49785		6.22	33.2	1.83	8.07	0.11	0.03	0.09	0.026	0.11	8.2	28.5	1.94	148	12.65	0.01
CC55107		4.88	23.3	2.40	8.26	0.15	0.08	0.01	0.013	0.42	7.7	17.2	1.91	147	2.71	0.01
CC55108		5.62	36.4	3.57	9.18	0.20	0.14	0.01	0.021	0.62	9.9	20.1	2.11	144	5.31	0.01
CC55109		5.86	45.8	2.87	8.28	0.21	0.11	0.02	0.021	0.65	12.9	22.6	1.96	128	4.42	0.01
CC55110		3.99	18.9	2.29	7.94	0.12	0.03	0.03	0.015	0.16	10.7	21.5	1.32	179	2.95	0.01
CC55111		3.96	24.8	2.59	7.35	0.10	0.04	0.03	0.015	0.12	14.3	21.4	0.85	143	2.60	0.01
CC55112		5.25	33.7	2.76	7.45	0.16	0.07	0.02	0.020	0.32	14.3	22.0	1.20	136	4.59	0.01
CC55113		8.42	48.3	3.28	11.70	0.19	0.05	0.05	0.026	0.51	15.2	34.0	2.50	218	8.22	0.02
CC55114		4.96	37.5	1.69	8.09	0.12	0.03	0.22	0.046	0.19	8.5	26.0	1.70	169	8.41	0.01
CC55115		6.25	30.6	2.21	10.20	0.14	0.03	0.06	0.017	0.28	12.3	30.5	1.71	176	4.02	0.01
CC55116		6.01	22.6	2.28	9.36	0.21	0.05	0.04	0.014	0.47	8.5	28.4	2.04	169	2.69	0.01
CC55117		5.74	29.2	2.85	9.89	0.25	0.08	0.02	0.011	0.47	7.8	34.5	2.10	192	3.08	0.01
CC55118		5.85	20.4	3.59	9.95	0.28	0.04	0.02	0.014	0.56	10.4	31.8	3.44	257	4.67	0.01
CC55119		5.63	20.1	3.17	9.19	0.22	0.04	0.02	0.019	0.48	9.6	28.3	3.44	317	2.52	0.01
CC55120		4.70	34.7	2.33	7.37	0.18	0.04	0.02	0.016	0.49	9.0	19.9	1.82	133	3.03	0.01
CC55121		2.49	68.9	2.24	5.16	0.10	0.07	0.05	0.043	0.05	8.3	16.3	0.77	260	9.01	0.01
CC55122		2.42	30.5	1.70	4.85	0.07	0.02	0.05	0.018	0.05	10.6	12.9	0.54	74	2.94	0.01
CC55123		1.49	23.9	1.97	4.31	0.05	0.02	0.02	0.010	0.04	5.6	5.3	0.23	101	2.33	0.02
CC55124		2.64	26.6	2.40	5.56	0.07	0.03	0.06	0.017	0.09	9.5	12.4	0.64	130	3.14	0.02
CC55125		2.18	43.5	10.70	6.14	0.13	0.12	0.03	0.022	0.07	5.7	8.9	0.41	308	2.88	0.01
CC55126		3.28	36.6	3.91	5.99	0.10	0.08	0.03	0.015	0.18	10.2	14.2	0.76	181	3.24	0.01
CC55127		2.87	21.3	2.59	6.32	0.07	<0.02	0.03	0.014	0.07	7.5	11.3	0.57	111	3.21	0.01
CC55128		2.43	30.1	3.49	6.35	0.08	0.05	0.06	0.020	0.09	6.6	12.0	0.72	195	3.59	0.01
CC55129		2.85	22.0	2.20	6.96	0.06	0.02	0.05	0.020	0.10	6.9	17.0	0.99	135	4.09	<0.01
CC55130		4.18	80.2	6.04	10.80	0.20	0.07	0.03	0.022	0.25	10.1	33.4	2.09	305	5.57	0.01
CC55131		3.46	78.9	7.15	9.47	0.17	0.15	0.02	0.259	0.39	6.3	21.6	1.73	153	4.46	0.03
CC55132		4.50	25.2	2.55	9.81	0.14	0.08	0.02	0.021	0.29	5.1	19.6	2.85	325	1.69	0.02
CC55133		4.75	40.2	2.43	10.15	0.17	0.10	0.02	0.021	0.25	5.5	17.0	2.84	231	4.42	0.01
CC55134		5.95	29.5	2.73	10.15	0.16	0.10	0.01	0.014	0.24	6.6	21.8	3.13	329	3.39	0.01
CC55135		5.79	46.0	2.70	9.28	0.12	0.11	0.02	0.015	0.27	7.5	19.9	2.85	297	6.17	<0.01
CC55136		3.82	57.1	1.94	7.61	0.11	0.03	0.05	0.026	0.11	5.3	20.1	2.08	283	10.15	0.01
CC93915		2.77	28.7	2.43	7.38	0.20	0.07	0.02	0.023	0.37	3.1	18.1	2.56	230	1.11	0.04
CC93916		4.17	34.0	2.66	9.35	0.18	0.12	0.03	0.119	0.50	3.3	25.0	3.48	253	1.82	0.03

***** See Appendix Page for comments regarding this certificate *****

ALS Canada Ltd.
2103 Dollarton Hwy
North Vancouver BC V7H 0A7
Phone: 604 984 0221 Fax: 604 984 0218 www.alsglobal.com

To: **SILVER RANGE RESOURCES LTD.**
C/O ARCHER, CATHRO & ASSOCIATES (1981) LIMITED
1016-510 W HASTINGS ST
VANCOUVER BC V6B 1L8

Finalized Date: 26-JUL-2012
Account: RANSIL

Project: KEG (Group 2)

CERTIFICATE OF ANALYSIS WH12155827

Sample Description	Method	ME-MS41	ME-MS41	ME-MS41	ME-MS41	ME-MS41	ME-MS41	ME-MS41	ME-MS41	ME-MS41	ME-MS41	ME-MS41	ME-MS41	ME-MS41	ME-MS41	ME-MS41
	Analyte	Nb	Ni	P	Pb	Rb	Re	S	Sb	Sc	Se	Sn	Sr	Ta	Te	Th
	Units	ppm	ppm	ppm	ppm	ppm	ppm	%	ppm	ppm	ppm	ppm	ppm	ppm	ppm	ppm
	LOR	0.05	0.2	10	0.2	0.1	0.001	0.01	0.05	0.1	0.2	0.2	0.2	0.01	0.01	0.2
CC49778		1.10	15.8	460	22.7	6.6	<0.001	0.02	2.40	2.3	1.1	0.8	14.2	<0.01	0.04	1.5
CC49779		1.21	44.2	1570	40.7	13.6	<0.001	0.11	4.51	3.9	2.3	1.0	36.7	0.01	0.06	0.8
CC49780		0.20	27.2	490	16.3	3.4	<0.001	0.02	6.58	1.8	0.5	0.2	13.9	<0.01	0.04	4.4
CC49781		1.06	25.6	730	28.6	5.9	<0.001	0.01	2.96	3.0	0.7	0.6	18.4	<0.01	0.05	3.6
CC49782		1.88	22.0	600	23.6	7.6	<0.001	0.03	2.10	2.8	0.8	0.6	11.2	<0.01	0.06	2.8
CC49783		2.75	32.5	1630	21.7	29.1	0.001	0.15	1.87	2.3	2.6	1.3	36.1	0.01	0.05	1.6
CC49784		3.17	45.9	1360	24.0	24.9	0.002	0.09	2.14	4.3	3.5	1.5	30.3	0.01	0.04	3.2
CC49785		1.03	44.4	1540	23.5	14.5	0.003	0.16	3.34	2.3	3.2	0.7	30.3	<0.01	0.06	0.3
CC55107		1.51	64.1	450	8.5	39.8	0.001	0.13	1.66	3.8	1.5	0.9	49.8	<0.01	0.03	4.0
CC55108		0.65	86.8	980	14.5	47.9	0.002	0.24	3.60	5.4	5.8	1.1	77.0	0.01	0.32	8.2
CC55109		1.02	91.3	980	13.5	47.0	0.003	0.22	3.49	5.4	6.9	1.2	90.4	0.01	0.06	7.9
CC55110		1.41	66.2	860	10.6	19.4	0.001	0.17	1.83	2.4	2.4	1.1	51.3	<0.01	0.04	1.0
CC55111		1.80	60.9	680	11.7	16.8	0.001	0.09	1.85	3.2	1.6	1.0	29.9	<0.01	0.04	2.3
CC55112		1.67	66.5	840	15.2	27.2	0.001	0.17	3.44	3.8	3.3	1.0	64.9	0.01	0.04	5.8
CC55113		1.86	86.9	1030	23.6	44.6	0.002	0.32	4.09	5.4	5.1	1.3	85.6	0.01	0.06	4.6
CC55114		1.08	51.6	950	24.9	20.1	0.005	0.13	3.34	2.2	5.1	0.8	32.5	<0.01	0.05	0.4
CC55115		1.67	69.8	960	15.3	28.0	0.001	0.17	2.31	3.7	4.3	1.1	52.9	<0.01	0.04	1.5
CC55116		1.66	55.7	580	14.4	34.8	0.001	0.12	1.77	4.1	2.8	1.0	66.1	<0.01	0.04	3.5
CC55117		0.86	51.8	570	18.7	38.3	0.001	0.13	2.07	5.6	3.8	0.9	68.7	<0.01	0.01	6.5
CC55118		1.84	55.8	850	8.7	38.4	0.002	0.56	1.68	5.7	2.9	1.1	90.3	0.01	0.04	4.1
CC55119		1.31	74.0	620	9.6	41.9	0.002	0.24	1.58	4.7	1.9	1.2	60.9	<0.01	0.05	3.6
CC55120		1.22	86.7	720	10.9	35.7	0.002	0.15	2.46	3.5	4.4	1.0	45.1	<0.01	0.12	2.7
CC55121		0.91	65.9	1330	38.6	7.0	0.011	0.14	8.17	1.4	5.5	0.6	32.6	<0.01	0.11	1.3
CC55122		1.16	34.6	1140	15.8	11.5	<0.001	0.09	1.42	0.8	1.7	0.6	28.3	<0.01	0.05	0.5
CC55123		0.71	20.8	670	8.9	5.1	<0.001	0.08	1.32	0.7	1.6	0.4	24.1	0.01	0.04	0.5
CC55124		1.36	33.5	710	17.1	15.2	0.001	0.10	2.36	1.4	1.7	0.7	37.5	<0.01	0.06	1.2
CC55125		0.88	112.5	820	32.4	8.5	<0.001	0.75	3.88	1.9	2.6	0.5	70.3	<0.01	0.05	8.8
CC55126		1.48	57.3	630	22.0	15.3	0.001	0.14	4.49	3.9	2.3	1.0	124.0	0.01	0.05	5.9
CC55127		1.07	27.6	770	13.6	11.0	<0.001	0.09	1.78	1.2	1.6	0.8	34.5	<0.01	0.04	0.6
CC55128		1.07	32.4	950	16.9	12.0	0.001	0.16	1.92	1.5	2.1	0.5	37.9	0.01	0.04	1.6
CC55129		0.87	30.5	990	13.2	13.1	0.001	0.14	1.62	0.7	1.9	0.6	48.9	<0.01	0.04	0.2
CC55130		0.85	243	750	16.4	24.5	0.007	0.29	2.38	4.8	10.9	0.6	122.0	<0.01	0.11	3.4
CC55131		1.19	58.8	490	20.3	30.0	0.001	0.50	3.75	4.0	3.7	1.5	93.5	0.01	0.14	7.6
CC55132		0.86	45.7	520	8.9	30.0	0.001	0.06	0.95	3.5	1.6	0.6	63.0	<0.01	0.04	3.7
CC55133		1.05	76.0	760	6.8	23.8	0.003	0.14	0.69	2.6	2.4	0.7	40.0	<0.01	0.05	2.5
CC55134		1.13	83.5	410	8.7	28.7	0.001	0.05	0.90	4.9	1.4	0.7	50.3	<0.01	0.03	5.6
CC55135		1.11	68.9	550	9.5	32.3	<0.001	0.06	0.99	3.2	1.4	0.8	28.5	<0.01	0.03	3.7
CC55136		0.73	57.3	1270	11.7	14.2	0.004	0.19	1.34	1.3	4.5	0.5	39.2	<0.01	0.05	0.4
CC93915		0.71	33.8	530	14.8	30.8	<0.001	0.10	1.04	3.0	2.0	0.5	52.3	<0.01	0.04	2.3
CC93916		0.81	46.7	540	17.6	45.9	0.001	0.09	1.68	3.8	1.7	0.7	55.6	0.01	0.10	2.9

***** See Appendix Page for comments regarding this certificate *****

ALS Canada Ltd.
2103 Dollarton Hwy
North Vancouver BC V7H 0A7
Phone: 604 984 0221 Fax: 604 984 0218 www.alsglobal.com

To: **SILVER RANGE RESOURCES LTD.**
C/O ARCHER, CATHRO & ASSOCIATES (1981) LIMITED
1016- 510 W HASTINGS ST
VANCOUVER BC V6B 1L8

Finalized Date: 26- JUL- 2012
Account: RANSIL

Project: KEG (Group 2)

CERTIFICATE OF ANALYSIS WH12155827

Sample Description	Method	ME-MS41	ME-MS41	ME-MS41	ME-MS41	ME-MS41	ME-MS41	ME-MS41	ME-MS41
	Analyte	Ti	Tl	U	V	W	Y	Zn	Zr
	Units	%	ppm	ppm	ppm	ppm	ppm	ppm	ppm
	LOR	0.005	0.02	0.05	1	0.05	0.05	2	0.5
CC49778		0.053	0.11	0.80	49	0.23	5.13	50	0.5
CC49779		0.037	0.47	2.86	63	0.34	41.9	234	0.8
CC49780		0.006	0.37	1.60	17	0.06	6.64	131	2.0
CC49781		0.057	0.20	1.12	41	0.19	11.25	126	0.7
CC49782		0.052	0.18	0.88	56	0.78	5.14	109	0.9
CC49783		0.035	0.44	5.65	124	0.42	27.1	83	2.5
CC49784		0.054	0.60	6.93	154	0.30	26.8	180	2.9
CC49785		0.041	0.41	7.62	262	0.29	13.15	124	1.4
CC55107		0.076	0.57	1.79	135	0.23	13.10	257	3.3
CC55108		0.101	0.82	2.65	77	0.14	21.4	595	8.2
CC55109		0.107	1.15	2.79	141	0.11	33.6	469	6.1
CC55110		0.073	0.36	1.81	100	0.12	13.70	285	1.0
CC55111		0.094	0.47	1.67	68	0.23	10.85	148	1.4
CC55112		0.097	0.49	2.64	117	0.19	21.5	316	3.3
CC55113		0.106	0.87	3.71	180	0.22	26.5	405	2.0
CC55114		0.052	0.40	2.97	115	0.15	13.45	492	1.1
CC55115		0.078	0.46	2.73	84	0.16	19.55	345	1.1
CC55116		0.104	0.51	1.56	63	0.14	12.90	429	1.8
CC55117		0.099	0.72	1.47	65	0.15	22.2	511	3.0
CC55118		0.119	0.81	1.59	66	0.27	10.95	539	1.4
CC55119		0.105	0.81	1.56	60	0.12	15.75	516	1.5
CC55120		0.085	0.88	1.84	76	0.11	17.30	477	1.5
CC55121		0.028	0.28	5.00	86	0.27	12.05	207	2.6
CC55122		0.031	0.24	3.01	62	0.43	10.80	121	0.5
CC55123		0.032	0.15	1.84	37	0.33	5.53	67	0.5
CC55124		0.038	0.20	2.13	56	0.51	9.01	113	0.7
CC55125		0.031	0.16	4.69	35	0.34	8.97	195	3.2
CC55126		0.066	0.26	2.78	53	0.35	11.15	130	2.5
CC55127		0.042	0.22	1.93	68	0.30	7.76	82	<0.5
CC55128		0.035	0.23	2.40	58	0.25	6.46	113	1.4
CC55129		0.020	0.21	2.22	85	0.20	7.80	65	<0.5
CC55130		0.036	0.46	4.04	82	0.39	19.05	1870	2.3
CC55131		0.071	0.50	4.53	51	0.32	13.10	1220	5.6
CC55132		0.054	0.39	2.49	71	0.17	9.79	182	2.4
CC55133		0.060	0.39	4.30	101	0.40	12.60	315	3.5
CC55134		0.072	0.50	4.91	111	0.23	11.55	188	3.3
CC55135		0.064	0.60	4.45	99	0.21	11.80	167	3.0
CC55136		0.036	0.43	5.45	94	0.24	9.61	245	1.1
CC93915		0.052	0.31	1.24	46	0.13	4.90	55	2.4
CC93916		0.057	0.42	1.24	57	0.20	5.67	487	3.9

***** See Appendix Page for comments regarding this certificate *****

ALS Canada Ltd.
2103 Dollarton Hwy
North Vancouver BC V7H 0A7
Phone: 604 984 0221 Fax: 604 984 0218 www.alsglobal.com

To: **SILVER RANGE RESOURCES LTD.**
C/O ARCHER, CATHRO & ASSOCIATES (1981) LIMITED
1016-510 W HASTINGS ST
VANCOUVER BC V6B 1L8

Finalized Date: 26-JUL-2012
Account: RANSIL

Project: KEG (Group 2)

CERTIFICATE OF ANALYSIS WH12155827

Sample Description	Method	WEI-21	Au-ICP21	ME-MS41	ME-MS41	ME-MS41	ME-MS41	ME-MS41	ME-MS41	ME-MS41	ME-MS41	ME-MS41	ME-MS41	ME-MS41	ME-MS41	ME-MS41
	Analyte	Recvd Wt.	Au	Ag	Al	As	Au	B	Ba	Be	Bi	Ca	Cd	Ce	Co	Cr
	Units	kg	ppm	ppm	%	ppm	ppm	ppm	ppm	ppm	ppm	%	ppm	ppm	ppm	ppm
	LOR	0.02	0.001	0.01	0.01	0.1	0.2	10	10	0.05	0.01	0.01	0.01	0.02	0.1	1
CC93917		0.33	0.002	0.94	3.36	17.5	<0.2	<10	70	1.29	0.67	1.81	1.25	10.55	8.4	37
CC93918		0.20	0.001	0.55	3.43	6.5	<0.2	<10	50	1.08	0.48	1.33	0.84	6.97	9.1	39
CC93919		0.21	0.001	0.46	3.20	6.7	<0.2	<10	50	1.08	0.21	1.66	0.44	6.87	7.3	37
CC93920		0.16	0.002	0.64	3.49	5.4	<0.2	<10	50	1.09	0.24	2.00	0.40	6.69	9.5	39
CC93921		0.21	0.002	0.59	3.37	5.9	<0.2	<10	50	1.16	0.25	2.04	0.43	7.92	8.1	36
CC93922		0.20	0.002	0.40	2.65	5.9	<0.2	<10	40	0.86	0.22	1.98	0.28	6.10	5.9	28
CC93923		0.22	0.001	0.49	1.58	4.0	<0.2	<10	70	0.68	0.31	1.14	0.35	8.54	5.5	17
CC93924		0.17	0.002	0.58	2.11	12.1	<0.2	<10	130	0.81	0.72	1.10	1.26	13.45	8.4	26
CC93925		0.23	0.002	0.35	1.96	12.4	<0.2	<10	120	0.68	0.64	0.37	0.40	10.90	5.8	26
CC93926		0.39	0.002	0.52	2.85	12.2	<0.2	<10	70	1.18	0.77	1.19	0.99	10.65	9.4	27
CC93927		0.16	0.002	0.44	2.46	5.7	<0.2	<10	50	0.94	0.40	1.76	0.48	7.07	6.1	26
CC93928		0.30	0.001	0.45	3.23	8.7	<0.2	<10	30	1.03	0.19	2.35	0.30	6.85	7.2	34
CC93929		0.22	0.002	0.29	3.65	8.3	<0.2	<10	30	1.39	0.27	1.74	0.26	9.65	6.5	38
CC93930		0.27	0.002	0.47	3.92	5.2	<0.2	<10	50	1.38	0.54	1.03	0.57	8.86	9.4	39
CC93931		0.26	0.001	0.43	3.62	4.5	<0.2	<10	50	1.39	0.42	0.97	0.49	8.74	7.8	34
CC93932		0.19	0.001	0.49	3.50	8.5	<0.2	<10	80	1.02	0.54	1.04	1.37	7.53	8.7	41
CC93933		0.24	0.002	0.33	3.82	9.8	<0.2	<10	30	1.34	0.30	3.35	0.48	6.55	6.7	38
CC93934		0.32	0.004	0.93	3.67	23.8	<0.2	<10	30	1.48	2.29	4.32	4.35	7.54	8.7	34
CC93935		0.27	0.005	0.98	3.05	14.3	<0.2	<10	30	1.36	0.69	1.41	0.82	9.48	15.2	29
CC93936		0.18	0.004	0.71	2.95	12.3	<0.2	<10	40	1.16	0.90	1.38	1.28	9.94	9.3	24
CC93937		0.26	0.004	1.31	2.64	30.7	<0.2	<10	90	1.33	1.52	1.06	1.44	27.7	9.5	35
CC93938		0.23	0.003	0.60	3.24	9.2	<0.2	<10	50	1.17	0.31	3.64	0.35	7.49	8.6	32
CC93939		0.22	0.003	0.68	3.38	17.2	<0.2	<10	50	1.27	0.26	4.17	0.41	6.27	6.7	33
CC93940		0.30	0.004	0.94	3.88	17.0	<0.2	<10	70	1.66	0.21	3.37	0.46	9.06	11.1	38
CC93941		0.29	0.004	0.87	3.92	14.4	<0.2	<10	90	1.65	0.36	3.47	0.97	12.30	11.5	43
CC93942		0.22	0.003	0.70	3.89	7.1	<0.2	<10	40	1.74	0.17	3.60	0.56	8.35	9.4	38
CC93943		0.27	0.003	0.65	4.51	5.6	<0.2	<10	40	1.78	0.13	4.27	0.13	8.98	6.0	41
CC93944		0.24	0.003	1.24	2.31	160.5	<0.2	<10	20	1.28	2.78	1.57	1.83	10.70	7.9	27
CC93945		0.32	0.004	0.82	2.12	16.3	<0.2	<10	540	1.52	2.91	0.39	4.99	34.0	9.5	34
CC93946		0.20	0.003	0.50	1.97	10.6	<0.2	<10	150	1.08	1.44	0.65	1.30	25.9	4.7	27
CC93947		0.26	0.002	0.69	2.59	13.3	<0.2	<10	70	1.33	0.57	0.86	1.01	9.67	8.8	27
CC93948		0.23	0.001	0.19	0.34	1.1	<0.2	<10	20	0.06	0.12	0.04	0.14	2.21	1.0	2
CC93949		0.34	0.002	0.52	4.63	8.4	<0.2	<10	20	1.66	0.13	1.33	0.70	10.15	8.0	46
CC93950		0.28	0.002	0.34	2.34	8.1	<0.2	<10	130	1.19	1.05	0.28	1.02	14.20	8.0	24
CC69980		0.35	0.007	3.03	0.83	38.8	<0.2	<10	70	0.67	0.24	0.17	1.12	44.3	3.9	49
CC69981		0.26	0.007	3.67	2.03	39.8	<0.2	<10	60	1.61	6.16	1.01	5.76	42.0	8.6	35
CC69982		0.31	0.002	0.65	3.87	5.3	<0.2	<10	30	1.53	1.07	2.52	1.73	12.20	7.2	41
CC69983		0.34	0.003	0.28	2.20	21.5	<0.2	<10	110	1.10	1.19	0.43	2.75	19.60	30.2	30
CC69984		0.16	0.003	0.59	3.02	15.2	<0.2	<10	80	1.41	2.29	0.49	0.80	17.65	11.7	24
CC69985		0.16	0.001	0.31	2.37	18.9	<0.2	<10	50	0.90	1.03	2.28	1.43	9.44	6.6	24

***** See Appendix Page for comments regarding this certificate *****

ALS Canada Ltd.
2103 Dollarton Hwy
North Vancouver BC V7H 0A7
Phone: 604 984 0221 Fax: 604 984 0218 www.alsglobal.com

To: **SILVER RANGE RESOURCES LTD.**
C/O ARCHER, CATHRO & ASSOCIATES (1981) LIMITED
1016-510 W HASTINGS ST
VANCOUVER BC V6B 1L8

Finalized Date: 26-JUL-2012
Account: RANSIL

Project: KEG (Group 2)

CERTIFICATE OF ANALYSIS WH12155827

Sample Description	Method	ME-MS41	ME-MS41	ME-MS41	ME-MS41	ME-MS41	ME-MS41	ME-MS41	ME-MS41	ME-MS41	ME-MS41	ME-MS41	ME-MS41	ME-MS41	ME-MS41	ME-MS41
	Analyte	Cs	Cu	Fe	Ga	Ge	Hf	Hg	In	K	La	Li	Mg	Mn	Mo	Na
	Units	ppm	ppm	%	ppm	ppm	ppm	ppm	ppm	%	ppm	ppm	%	ppm	ppm	%
	LOR	0.05	0.2	0.01	0.05	0.05	0.02	0.01	0.005	0.01	0.2	0.1	0.01	5	0.05	0.01
CC93917		3.59	26.1	2.22	9.53	0.17	0.11	0.01	0.029	0.34	4.7	22.6	2.88	294	1.54	0.05
CC93918		3.55	22.3	2.36	9.16	0.16	0.04	0.02	0.017	0.15	3.2	21.3	3.18	346	1.30	0.03
CC93919		2.99	20.0	1.82	8.74	0.15	0.06	0.01	0.015	0.25	2.9	20.9	3.08	257	0.82	0.03
CC93920		2.96	25.3	2.33	8.49	0.18	0.07	<0.01	0.020	0.34	3.1	20.8	3.49	323	1.03	0.04
CC93921		2.69	23.6	2.01	8.29	0.17	0.07	0.01	0.022	0.37	3.4	16.4	2.69	262	1.52	0.04
CC93922		2.46	16.8	1.57	6.94	0.13	0.05	<0.01	0.014	0.27	2.7	14.0	2.17	241	1.01	0.03
CC93923		1.50	21.7	1.39	4.52	0.09	0.06	0.02	0.013	0.11	3.8	9.8	1.07	194	0.65	0.02
CC93924		2.46	22.9	2.00	6.56	0.08	0.05	0.04	0.020	0.11	6.4	15.0	1.30	462	3.05	0.02
CC93925		2.42	17.8	1.63	6.36	0.07	0.03	0.01	0.016	0.12	5.1	15.0	1.34	151	1.75	0.02
CC93926		2.88	28.9	2.55	7.99	0.13	0.07	0.01	0.020	0.22	4.5	16.2	1.76	266	2.07	0.03
CC93927		2.28	19.1	1.65	6.53	0.11	0.06	0.01	0.018	0.23	3.1	12.8	1.66	187	1.33	0.03
CC93928		3.18	16.9	1.99	8.22	0.16	0.07	<0.01	0.019	0.51	2.8	16.9	2.96	295	1.12	0.03
CC93929		3.24	15.4	1.93	8.97	0.17	0.07	<0.01	0.017	0.39	3.6	18.2	2.82	255	0.82	0.04
CC93930		3.36	22.8	2.60	9.34	0.15	0.05	0.04	0.018	0.22	3.9	19.0	2.71	371	1.91	0.03
CC93931		3.41	20.4	2.48	8.34	0.13	0.05	0.06	0.015	0.25	3.7	16.2	2.46	324	1.15	0.04
CC93932		3.88	21.5	2.32	9.36	0.11	0.05	0.05	0.016	0.07	3.5	23.0	2.92	336	1.72	0.03
CC93933		3.65	16.9	1.96	8.68	0.15	0.10	0.02	0.025	0.63	3.1	21.1	3.15	275	1.21	0.06
CC93934		4.76	29.7	2.58	8.95	0.19	0.10	0.02	0.072	0.65	3.4	24.9	3.49	295	1.18	0.06
CC93935		3.72	42.7	3.78	8.06	0.16	0.06	0.06	0.039	0.31	4.5	22.5	2.59	477	0.83	0.04
CC93936		3.05	27.9	3.20	7.52	0.14	0.09	0.04	0.028	0.28	4.4	21.3	2.51	361	1.96	0.05
CC93937		3.73	59.1	3.16	6.96	0.14	0.15	0.10	0.054	0.36	17.9	21.5	1.87	254	27.1	0.03
CC93938		3.79	30.2	2.49	7.84	0.18	0.09	0.03	0.025	0.60	3.4	19.9	3.18	367	2.11	0.05
CC93939		3.78	22.6	2.32	7.90	0.18	0.09	0.01	0.026	0.55	2.8	20.3	3.21	318	1.06	0.06
CC93940		3.87	36.4	2.95	9.31	0.21	0.12	0.02	0.032	0.57	4.3	23.0	3.49	396	1.72	0.06
CC93941		4.29	38.4	3.02	10.25	0.20	0.23	0.04	0.030	0.55	5.4	24.8	3.72	416	1.89	0.06
CC93942		4.41	26.6	2.50	9.20	0.26	0.13	0.01	0.025	0.75	3.6	24.1	3.73	411	3.10	0.06
CC93943		6.90	16.0	2.15	11.15	0.28	0.15	0.02	0.017	1.42	3.7	35.8	5.01	448	0.66	0.08
CC93944		3.00	24.8	2.19	6.82	0.12	0.09	0.03	0.026	0.32	3.7	23.1	2.02	266	2.53	0.03
CC93945		5.64	49.8	2.73	6.34	0.14	0.09	0.06	0.040	0.28	17.6	20.0	1.32	174	6.11	0.02
CC93946		4.00	29.3	2.04	6.44	0.09	0.02	0.03	0.019	0.15	12.0	18.9	0.99	108	4.65	0.02
CC93947		2.79	38.0	2.19	6.53	0.09	0.05	0.04	0.013	0.15	4.3	16.8	1.50	233	2.04	0.03
CC93948		0.24	5.1	0.54	1.61	<0.05	<0.02	0.03	<0.005	0.02	1.2	0.3	0.02	18	0.48	0.03
CC93949		4.61	19.8	2.05	11.35	0.17	0.21	<0.01	0.023	0.34	3.6	26.1	2.80	307	1.92	0.05
CC93950		2.93	24.1	2.97	5.69	0.05	0.02	0.04	0.018	0.07	6.2	15.4	0.61	164	2.68	0.02
CC69980		2.79	66.0	2.53	2.67	0.09	0.07	0.17	0.062	0.35	30.9	10.9	0.51	89	78.9	0.01
CC69981		3.74	60.0	2.68	5.58	0.16	0.07	0.06	0.112	0.33	20.8	18.0	1.61	265	13.20	0.02
CC69982		4.67	20.7	2.42	9.44	0.14	0.07	0.02	0.010	0.32	5.2	22.1	3.09	332	0.84	0.05
CC69983		2.58	24.4	7.12	5.70	0.10	0.05	0.03	0.023	0.13	8.3	15.6	1.08	818	3.83	0.02
CC69984		2.42	34.3	3.77	6.50	0.08	0.04	0.07	0.021	0.08	8.5	13.1	1.17	295	2.62	0.02
CC69985		2.96	14.5	1.77	5.72	0.13	0.05	0.02	0.014	0.35	4.0	14.6	2.03	345	1.33	0.03

***** See Appendix Page for comments regarding this certificate *****

ALS Canada Ltd.
2103 Dollarton Hwy
North Vancouver BC V7H 0A7
Phone: 604 984 0221 Fax: 604 984 0218 www.alsglobal.com

To: **SILVER RANGE RESOURCES LTD.**
C/O ARCHER, CATHRO & ASSOCIATES (1981) LIMITED
1016-510 W HASTINGS ST
VANCOUVER BC V6B 1L8

Finalized Date: 26-JUL-2012
Account: RANSIL

Project: KEG (Group 2)

CERTIFICATE OF ANALYSIS WH12155827

Sample Description	Method	ME-MS41	ME-MS41	ME-MS41	ME-MS41	ME-MS41	ME-MS41	ME-MS41	ME-MS41	ME-MS41	ME-MS41	ME-MS41	ME-MS41	ME-MS41	ME-MS41	ME-MS41
	Analyte	Nb	Ni	P	Pb	Rb	Re	S	Sb	Sc	Se	Sn	Sr	Ta	Te	Th
	Units	ppm	ppm	ppm	ppm	ppm	ppm	%	ppm	ppm	ppm	ppm	ppm	ppm	ppm	ppm
	LOR	0.05	0.2	10	0.2	0.1	0.001	0.01	0.05	0.1	0.2	0.2	0.2	0.01	0.01	0.2
CC93917		1.01	39.0	530	18.6	38.1	<0.001	0.06	1.72	4.0	1.3	0.7	62.5	<0.01	0.04	4.4
CC93918		0.68	39.1	490	14.2	18.8	0.001	0.07	0.94	3.0	0.8	0.4	48.6	<0.01	0.01	3.6
CC93919		0.73	36.6	330	12.6	23.5	<0.001	0.05	0.81	3.0	1.0	0.4	51.4	<0.01	0.02	2.9
CC93920		0.69	39.3	510	13.9	29.1	0.001	0.07	0.72	3.3	1.1	0.4	51.9	<0.01	0.03	2.7
CC93921		0.95	35.4	610	14.4	34.4	0.002	0.08	0.87	2.1	1.5	0.4	56.6	<0.01	0.03	2.9
CC93922		0.77	27.1	430	11.1	26.1	0.001	0.07	0.87	2.2	1.0	0.4	42.5	<0.01	0.01	2.1
CC93923		0.65	22.4	530	10.0	16.2	0.002	0.07	0.75	1.5	1.7	0.3	32.2	<0.01	0.02	1.4
CC93924		0.88	32.0	710	14.6	24.2	0.003	0.09	1.44	2.3	2.2	0.5	32.6	<0.01	0.05	1.7
CC93925		0.92	27.1	500	10.8	21.2	<0.001	0.04	1.01	2.1	1.0	0.6	24.2	<0.01	0.04	1.4
CC93926		0.94	47.3	580	18.5	23.6	0.001	0.06	1.46	2.6	1.1	0.5	59.2	<0.01	0.03	4.0
CC93927		0.79	30.5	540	13.7	23.8	0.002	0.08	0.97	1.7	1.5	0.4	51.2	<0.01	0.02	2.1
CC93928		0.93	29.7	460	18.5	37.6	0.001	0.08	0.94	2.8	1.4	0.4	52.7	<0.01	0.01	3.2
CC93929		1.03	33.8	270	13.6	31.5	<0.001	0.04	0.68	3.1	0.7	0.5	53.5	<0.01	0.01	5.4
CC93930		0.76	42.4	550	19.1	24.3	0.001	0.06	0.78	3.4	1.5	0.5	62.1	<0.01	0.04	5.4
CC93931		0.71	35.7	540	12.7	22.2	0.001	0.04	0.86	3.6	1.1	0.5	74.1	<0.01	0.05	5.5
CC93932		0.62	41.2	500	12.0	11.1	0.002	0.06	1.00	3.5	2.0	0.5	46.1	<0.01	0.05	3.7
CC93933		0.73	28.8	360	10.7	42.6	0.001	0.05	1.12	4.4	1.2	0.6	66.4	<0.01	0.01	5.4
CC93934		0.67	38.2	480	14.8	48.8	0.001	0.05	1.61	4.9	1.9	0.8	76.7	<0.01	0.06	5.1
CC93935		0.76	46.4	430	24.8	27.3	0.001	0.16	2.70	5.4	1.8	0.7	54.8	<0.01	0.09	3.5
CC93936		0.83	32.9	430	17.0	22.9	0.001	0.11	1.75	4.1	1.8	0.7	58.2	<0.01	0.07	3.9
CC93937		0.73	83.3	1100	47.5	29.8	0.004	0.17	8.27	4.1	4.0	0.9	87.9	<0.01	0.15	5.2
CC93938		0.83	34.0	490	18.0	48.1	0.001	0.09	1.73	3.9	1.7	0.7	72.2	<0.01	0.04	3.1
CC93939		0.75	30.7	590	14.3	41.0	0.001	0.08	1.69	4.1	1.7	0.6	76.8	<0.01	0.02	3.3
CC93940		1.00	47.7	620	21.1	43.5	0.003	0.07	1.75	5.4	1.9	0.7	79.9	<0.01	0.08	4.7
CC93941		0.77	47.5	510	26.3	49.2	0.001	0.04	2.67	6.9	1.6	1.1	78.3	<0.01	0.07	6.5
CC93942		0.89	39.1	410	19.0	57.1	0.002	0.07	1.66	5.1	1.3	0.7	73.1	<0.01	0.04	3.6
CC93943		0.21	22.6	300	15.3	84.1	0.001	0.05	1.62	6.2	0.7	1.0	86.8	<0.01	0.03	5.7
CC93944		0.57	36.2	420	29.5	24.9	0.001	0.10	4.82	3.4	1.8	0.7	51.6	<0.01	0.27	3.3
CC93945		1.06	53.6	1340	22.1	30.6	0.001	0.17	4.30	4.7	3.0	1.4	81.4	<0.01	0.07	7.6
CC93946		1.44	40.5	890	16.3	19.8	0.001	0.10	2.11	1.5	2.2	0.9	42.8	<0.01	0.08	0.7
CC93947		0.80	47.1	760	16.6	15.3	0.001	0.08	2.07	2.2	2.3	0.6	37.5	<0.01	0.02	2.7
CC93948		0.32	2.0	190	1.9	1.1	<0.001	0.03	0.24	0.3	<0.2	<0.2	6.9	<0.01	0.01	<0.2
CC93949		0.46	44.7	390	55.9	28.6	0.001	0.04	0.83	2.3	1.6	0.6	60.8	<0.01	0.03	8.8
CC93950		0.97	55.6	730	11.8	9.8	0.002	0.09	2.02	2.0	1.5	0.7	42.5	0.01	0.09	1.6
CC69980		0.17	64.4	2030	103.5	19.4	0.045	0.36	12.70	2.6	11.2	0.7	57.5	<0.01	0.27	4.0
CC69981		0.47	70.9	1040	109.0	24.6	0.010	0.17	7.10	4.6	7.2	1.6	37.5	<0.01	0.17	4.5
CC69982		0.73	35.3	560	9.2	29.9	0.001	0.06	1.47	2.9	1.3	0.8	73.5	<0.01	0.07	6.3
CC69983		1.15	191.5	530	14.9	14.5	0.002	0.08	2.42	3.1	2.7	0.9	39.0	0.01	0.06	4.4
CC69984		0.83	37.8	840	15.6	11.4	0.001	0.12	1.96	2.2	3.1	0.7	38.3	0.01	0.15	2.7
CC69985		0.63	22.8	520	6.5	30.6	0.002	0.12	0.95	2.2	1.8	0.5	69.8	<0.01	0.07	1.7

***** See Appendix Page for comments regarding this certificate *****

ALS Canada Ltd.
2103 Dollarton Hwy
North Vancouver BC V7H 0A7
Phone: 604 984 0221 Fax: 604 984 0218 www.alsglobal.com

To: **SILVER RANGE RESOURCES LTD.**
C/O ARCHER, CATHRO & ASSOCIATES (1981) LIMITED
1016-510 W HASTINGS ST
VANCOUVER BC V6B 1L8

Finalized Date: 26-JUL-2012
Account: RANSIL

Project: KEG (Group 2)

CERTIFICATE OF ANALYSIS WH12155827

Sample Description	Method	ME-MS41	ME-MS41	ME-MS41	ME-MS41	ME-MS41	ME-MS41	ME-MS41	ME-MS41
	Analyte	Ti	Tl	U	V	W	Y	Zn	Zr
	Units	%	ppm	ppm	ppm	ppm	ppm	ppm	ppm
	LOR	0.005	0.02	0.05	1	0.05	0.05	2	0.5
CC93917		0.062	0.36	1.31	57	0.17	7.49	90	3.9
CC93918		0.054	0.28	1.23	55	0.14	4.59	71	1.7
CC93919		0.059	0.27	1.11	58	0.13	4.83	59	2.0
CC93920		0.065	0.27	1.36	53	0.13	4.68	73	2.1
CC93921		0.065	0.20	1.92	50	0.16	6.13	66	2.5
CC93922		0.049	0.24	1.15	38	0.13	4.73	41	1.7
CC93923		0.036	0.14	1.31	31	0.10	4.61	63	1.8
CC93924		0.039	0.21	2.18	50	0.17	6.22	106	1.6
CC93925		0.047	0.18	1.11	53	0.24	4.20	79	0.9
CC93926		0.054	0.25	1.67	43	0.17	6.28	79	2.5
CC93927		0.045	0.20	1.43	41	0.14	5.17	51	2.0
CC93928		0.063	0.31	1.25	43	0.16	5.87	40	2.1
CC93929		0.072	0.32	0.93	44	0.15	7.14	43	2.1
CC93930		0.061	0.30	1.58	61	0.15	5.68	70	2.1
CC93931		0.051	0.35	1.37	51	0.14	5.85	50	1.9
CC93932		0.049	0.35	1.63	65	0.12	5.40	129	2.0
CC93933		0.063	0.40	0.89	52	0.16	5.67	43	4.4
CC93934		0.063	0.56	1.08	47	0.17	7.52	206	4.1
CC93935		0.052	0.48	0.96	42	0.18	8.35	57	2.4
CC93936		0.053	0.44	2.25	44	0.15	8.32	68	3.3
CC93937		0.045	1.08	7.26	184	0.52	14.75	125	7.0
CC93938		0.066	0.36	1.58	49	0.18	7.24	37	3.5
CC93939		0.061	0.42	0.96	53	0.16	6.20	39	3.3
CC93940		0.079	0.39	1.56	62	0.24	8.44	61	5.2
CC93941		0.094	0.43	1.40	70	0.23	9.77	103	9.8
CC93942		0.071	0.49	1.39	52	0.20	7.32	44	4.4
CC93943		0.091	0.98	0.64	50	0.12	9.33	18	5.4
CC93944		0.041	0.51	1.06	43	0.13	10.45	89	2.8
CC93945		0.062	0.77	4.36	143	0.26	21.0	344	4.7
CC93946		0.036	0.27	2.64	93	0.37	13.80	147	0.6
CC93947		0.044	0.23	2.26	49	0.18	9.13	129	2.3
CC93948		0.024	0.04	0.23	14	0.05	0.55	8	<0.5
CC93949		0.098	0.41	1.55	91	0.22	9.40	39	7.0
CC93950		0.040	0.18	1.81	60	0.20	7.80	202	0.7
CC69980		0.009	1.27	14.00	634	0.70	20.4	135	4.2
CC69981		0.028	1.99	4.61	126	0.23	26.8	244	2.2
CC69982		0.062	0.67	0.89	41	0.14	10.70	75	2.7
CC69983		0.054	0.32	2.62	70	0.30	14.05	1230	2.3
CC69984		0.039	0.32	1.60	47	0.19	8.02	132	1.3
CC69985		0.045	0.37	0.92	35	0.10	5.72	88	1.5

***** See Appendix Page for comments regarding this certificate *****

ALS Canada Ltd.
2103 Dollarton Hwy
North Vancouver BC V7H 0A7
Phone: 604 984 0221 Fax: 604 984 0218 www.alsglobal.com

To: **SILVER RANGE RESOURCES LTD.**
C/O ARCHER, CATHRO & ASSOCIATES (1981) LIMITED
1016-510 W HASTINGS ST
VANCOUVER BC V6B 1L8

Finalized Date: 26-JUL-2012
Account: RANSIL

Project: KEG (Group 2)

CERTIFICATE OF ANALYSIS WH12155827

Sample Description	Method	WEI-21	Au-ICP21	ME-MS41	ME-MS41	ME-MS41	ME-MS41	ME-MS41	ME-MS41	ME-MS41	ME-MS41	ME-MS41	ME-MS41	ME-MS41	ME-MS41	ME-MS41
	Analyte	Recvd Wt.	Au	Ag	Al	As	Au	B	Ba	Be	Bi	Ca	Cd	Ce	Co	Cr
	Units	kg	ppm	ppm	%	ppm	ppm	ppm	ppm	ppm	ppm	%	ppm	ppm	ppm	ppm
	LOR	0.02	0.001	0.01	0.01	0.1	0.2	10	10	0.05	0.01	0.01	0.01	0.02	0.1	1
CC69986		0.22	0.002	0.73	3.44	38.2	<0.2	<10	90	1.48	1.67	0.62	3.94	12.05	14.1	40
CC69987		0.22	0.006	2.10	2.36	66.6	<0.2	<10	130	1.20	6.08	0.23	0.81	24.8	10.4	25
CC69988		0.18	0.002	1.74	3.40	28.6	<0.2	<10	80	1.22	4.82	0.49	2.24	15.95	11.6	35
CC69989		0.17	0.002	0.82	2.37	6.6	<0.2	<10	90	0.98	0.42	0.87	1.41	10.85	6.5	23
CC69990		0.26	0.003	0.59	2.53	62.5	<0.2	<10	140	1.11	1.31	0.16	0.35	22.9	11.0	35
CC69991		0.19	0.004	0.64	2.81	9.8	<0.2	<10	40	1.25	0.25	2.27	0.61	7.34	7.8	27
CC69992		0.24	0.003	0.34	2.49	6.2	<0.2	<10	50	1.05	0.25	1.33	0.37	7.15	7.8	21
CC69993		0.22	0.003	0.59	3.50	5.7	<0.2	<10	50	1.49	0.28	2.59	0.33	8.59	8.5	30
CC69994		0.23	0.004	0.64	3.33	11.0	<0.2	<10	60	1.14	0.15	5.91	0.21	9.42	7.0	23
CC69995		0.25	0.005	1.30	3.88	14.0	<0.2	<10	20	1.48	0.28	2.52	0.11	9.27	15.2	47
CC69996		0.27	0.003	0.62	3.31	18.3	<0.2	<10	50	1.34	0.46	3.24	0.44	9.51	8.5	35
CC69997		0.29	0.002	0.37	1.97	13.4	<0.2	<10	50	0.76	0.52	1.59	0.57	8.27	5.8	19
CC69998		0.15	0.004	0.49	1.63	18.2	<0.2	<10	80	0.79	0.95	2.00	2.01	10.50	5.1	19
CC69999		0.16	0.003	0.62	2.86	8.8	<0.2	<10	50	1.04	0.55	2.03	0.66	6.78	8.1	29
CC70000		0.18	0.003	0.85	2.93	11.4	<0.2	<10	40	1.14	0.37	1.56	0.70	11.15	8.4	28
CC93635		0.26	0.004	0.79	2.98	14.3	<0.2	<10	340	1.97	1.02	1.23	3.55	23.3	7.7	32
CC93636		0.30	0.004	0.75	3.14	27.2	<0.2	<10	110	1.41	0.95	0.81	0.79	19.00	9.8	33
CC93637		0.25	0.002	0.41	2.77	7.5	<0.2	<10	140	1.16	0.89	0.31	0.49	11.15	8.1	21
CC93638		0.20	0.004	0.46	2.41	11.2	<0.2	<10	110	1.21	0.88	0.41	0.40	23.9	9.9	29
CC93639		0.24	0.003	0.15	2.96	12.4	<0.2	<10	150	1.23	1.13	0.33	0.43	16.95	10.2	34
CC93640		0.21	0.001	0.42	3.78	5.0	<0.2	<10	90	1.53	0.85	1.06	0.68	9.73	9.5	38
CC93641		0.23	0.001	0.42	4.66	6.1	<0.2	<10	40	1.27	0.52	1.77	0.85	7.99	9.9	56
CC93642		0.30	0.008	0.89	3.78	13.6	<0.2	<10	70	1.89	0.46	0.50	3.53	12.30	12.6	35
CC93643		0.23	0.002	0.37	1.78	4.5	<0.2	<10	60	0.62	0.36	0.29	2.25	7.05	3.6	21
CC93644		0.31	0.003	0.66	3.85	18.9	<0.2	<10	40	1.25	0.38	5.89	0.82	7.60	9.7	37
CC93645		0.28	0.005	0.97	3.71	41.0	<0.2	<10	40	1.28	1.48	2.49	3.66	11.65	9.6	40
CC93646		0.31	0.003	0.85	4.14	46.8	<0.2	<10	40	1.40	1.63	2.62	5.47	12.35	9.3	46
CC93647		0.31	0.003	0.66	4.65	9.4	<0.2	<10	20	2.39	0.27	2.61	0.48	8.75	17.6	69
CC93648		0.17	0.002	0.41	3.02	10.4	<0.2	<10	40	0.92	0.48	3.00	0.65	7.44	7.5	29
CC93649		0.20	0.001	0.58	3.51	16.1	<0.2	<10	70	1.03	1.09	0.36	0.81	12.90	15.0	33
CC93650		0.16	0.001	0.55	2.47	12.5	<0.2	<10	60	0.90	1.08	0.37	1.02	11.55	9.1	25
CC86651		0.22	0.002	0.55	2.21	11.8	<0.2	<10	160	1.22	0.29	0.18	0.26	17.90	5.3	40
CC86652		0.32	0.011	2.01	3.76	38.4	<0.2	<10	150	4.66	0.93	0.85	14.80	23.3	20.3	63
CC86653		0.29	0.004	1.03	3.33	11.4	<0.2	<10	210	1.76	0.27	1.18	0.64	9.52	6.2	58
CC86654		0.38	0.002	0.89	3.10	6.5	<0.2	<10	150	2.05	0.72	1.05	1.49	11.30	10.9	28
CC86655		0.30	0.003	1.00	3.57	8.7	<0.2	<10	520	1.22	2.99	1.70	5.05	8.10	13.2	47
CC86656		0.35	0.004	2.39	2.30	19.0	<0.2	<10	150	1.06	0.41	7.79	9.19	16.95	15.4	33
CC86657		0.28	0.005	1.28	1.73	34.4	<0.2	<10	570	1.11	0.24	5.56	4.86	24.7	8.8	33
CC86658		0.24	0.006	0.43	2.14	16.9	<0.2	<10	740	1.10	0.97	0.48	0.76	64.0	6.2	46
CC86659		0.22	0.005	4.02	1.51	16.6	<0.2	<10	1310	1.41	13.40	1.33	1.64	40.1	6.4	26

***** See Appendix Page for comments regarding this certificate *****

ALS Canada Ltd.
2103 Dollarton Hwy
North Vancouver BC V7H 0A7
Phone: 604 984 0221 Fax: 604 984 0218 www.alsglobal.com

To: **SILVER RANGE RESOURCES LTD.**
C/O ARCHER, CATHRO & ASSOCIATES (1981) LIMITED
1016-510 W HASTINGS ST
VANCOUVER BC V6B 1L8

Finalized Date: 26-JUL-2012
Account: RANSIL

Project: KEG (Group 2)

CERTIFICATE OF ANALYSIS WH12155827

Sample Description	Method	ME-MS41	ME-MS41	ME-MS41	ME-MS41	ME-MS41	ME-MS41	ME-MS41	ME-MS41	ME-MS41	ME-MS41	ME-MS41	ME-MS41	ME-MS41	ME-MS41	ME-MS41
	Analyte	Cs	Cu	Fe	Ga	Ge	Hf	Hg	In	K	La	Li	Mg	Mn	Mo	Na
	Units	ppm	ppm	%	ppm	ppm	ppm	ppm	ppm	%	ppm	ppm	%	ppm	ppm	%
	LOR	0.05	0.2	0.01	0.05	0.05	0.02	0.01	0.005	0.01	0.2	0.1	0.01	5	0.05	0.01
CC69986		4.56	24.4	2.69	8.77	0.14	0.04	0.06	0.015	0.30	5.2	24.8	2.56	292	2.41	0.02
CC69987		2.62	51.4	4.94	5.52	0.11	0.09	0.04	0.024	0.20	11.5	17.0	0.95	164	2.63	0.01
CC69988		3.86	22.8	2.93	8.88	0.14	0.06	0.08	0.019	0.20	5.8	21.2	2.16	360	1.44	0.01
CC69989		3.46	14.5	2.06	5.99	0.14	0.04	0.03	0.015	0.34	5.2	15.9	1.98	537	0.82	0.02
CC69990		3.19	27.9	2.49	6.91	0.09	0.04	0.02	0.022	0.10	9.3	18.6	1.29	171	2.29	0.01
CC69991		3.23	25.6	2.03	7.90	0.17	0.06	0.01	0.024	0.37	4.0	20.5	2.66	308	1.06	0.04
CC69992		2.13	18.9	2.09	6.25	0.12	0.06	0.03	0.020	0.21	3.3	14.9	2.04	340	1.18	0.03
CC69993		3.97	24.6	2.32	8.82	0.17	0.11	0.03	0.020	0.48	3.9	24.3	3.40	419	1.02	0.06
CC69994		4.21	16.0	2.65	7.69	0.20	0.23	0.02	0.021	0.98	3.7	22.7	4.05	501	1.55	0.04
CC69995		3.58	40.9	4.11	12.80	0.29	0.16	0.05	0.031	0.55	3.4	23.7	2.83	298	1.12	0.06
CC69996		3.16	28.4	2.60	9.78	0.15	0.13	0.02	0.032	0.37	4.4	20.6	2.67	365	1.49	0.02
CC69997		1.98	21.7	1.73	5.55	0.12	0.06	0.02	0.023	0.23	4.1	13.0	1.65	294	1.03	0.02
CC69998		2.04	21.4	1.45	4.60	0.11	0.09	0.04	0.026	0.10	5.0	12.0	1.45	283	1.95	0.01
CC69999		3.30	29.9	2.23	7.02	0.17	0.08	0.02	0.030	0.31	3.3	20.8	2.67	298	0.64	0.02
CC70000		4.20	26.2	2.67	7.38	0.16	0.07	0.02	0.027	0.38	5.5	20.7	2.46	269	1.47	0.03
CC93635		5.73	33.2	2.37	8.59	0.15	0.16	0.04	0.035	0.57	10.2	28.4	2.89	298	6.32	0.02
CC93636		3.64	37.3	2.83	7.91	0.11	0.08	0.02	0.025	0.18	8.0	21.2	1.94	340	3.15	<0.01
CC93637		2.35	34.3	3.46	6.08	0.08	0.06	0.03	0.022	0.14	4.9	13.6	0.84	145	2.53	0.01
CC93638		2.75	36.1	2.68	6.40	0.10	0.06	0.03	0.019	0.13	10.0	18.5	1.05	239	2.94	<0.01
CC93639		3.88	23.7	2.77	8.08	0.09	0.05	0.03	0.018	0.15	7.1	21.1	1.62	300	3.56	<0.01
CC93640		4.38	23.0	2.83	9.67	0.11	0.10	0.01	0.010	0.26	3.9	21.7	2.47	346	1.46	0.02
CC93641		7.18	23.5	2.65	14.05	0.18	0.11	0.02	0.013	0.41	3.3	39.1	4.97	702	0.57	0.02
CC93642		4.55	40.3	2.54	9.11	0.11	0.05	0.05	0.022	0.22	5.2	22.5	1.98	375	7.78	<0.01
CC93643		2.08	15.7	1.52	6.03	0.08	<0.02	0.01	0.014	0.06	3.3	14.6	1.13	119	1.73	<0.01
CC93644		4.64	22.2	3.88	8.72	0.15	0.10	<0.01	0.029	0.86	3.6	25.6	3.08	981	1.52	0.02
CC93645		4.77	29.7	2.87	9.50	0.17	0.08	0.01	0.045	0.40	5.8	26.6	3.29	607	3.06	0.02
CC93646		5.58	29.8	2.90	10.80	0.25	0.11	0.01	0.044	0.46	6.5	31.9	4.48	496	3.01	0.02
CC93647		5.61	50.7	2.70	14.80	0.20	0.43	<0.01	0.036	0.70	3.4	32.5	3.83	471	3.00	0.04
CC93648		3.38	18.8	2.27	7.20	0.14	0.10	<0.01	0.017	0.41	3.2	18.3	2.28	389	0.92	0.02
CC93649		3.88	42.8	3.93	8.93	0.14	0.08	0.03	0.019	0.18	5.5	25.2	2.34	366	1.43	<0.01
CC93650		3.05	27.0	2.69	7.23	0.10	0.02	0.02	0.016	0.10	5.4	21.5	1.77	288	1.78	<0.01
CC86651		4.94	32.3	2.19	8.08	0.09	0.04	0.07	0.030	0.14	9.4	24.1	1.43	176	14.40	<0.01
CC86652		9.03	168.0	3.82	10.90	0.19	0.08	0.06	0.085	0.71	11.8	61.5	2.87	318	39.1	<0.01
CC86653		8.77	47.6	2.12	8.96	0.14	0.07	0.04	0.029	0.57	4.8	37.3	3.30	238	11.10	0.01
CC86654		5.55	48.8	2.61	8.84	0.15	0.11	0.01	0.028	0.38	6.3	30.9	2.43	317	6.28	0.01
CC86655		9.30	52.4	3.49	10.65	0.20	0.17	0.03	0.080	0.56	4.3	26.0	3.91	362	7.76	0.03
CC86656		12.90	104.0	6.70	5.92	0.19	0.21	0.03	0.049	0.49	10.4	30.0	3.15	1040	25.9	0.01
CC86657		4.82	70.3	4.06	5.45	0.13	0.11	0.08	0.024	0.39	13.0	21.5	3.89	996	49.5	0.03
CC86658		5.76	36.3	2.91	7.63	0.14	0.03	0.03	0.054	0.15	28.9	27.6	0.95	196	13.60	0.02
CC86659		3.49	97.7	3.35	5.16	0.12	0.09	0.15	0.052	0.08	21.7	17.5	0.63	192	19.75	0.04

***** See Appendix Page for comments regarding this certificate *****

ALS Canada Ltd.
2103 Dollarton Hwy
North Vancouver BC V7H 0A7
Phone: 604 984 0221 Fax: 604 984 0218 www.alsglobal.com

To: **SILVER RANGE RESOURCES LTD.**
C/O ARCHER, CATHRO & ASSOCIATES (1981) LIMITED
1016-510 W HASTINGS ST
VANCOUVER BC V6B 1L8

Finalized Date: 26-JUL-2012
Account: RANSIL

Project: KEG (Group 2)

CERTIFICATE OF ANALYSIS WH12155827

Sample Description	Method	ME-MS41	ME-MS41	ME-MS41	ME-MS41	ME-MS41	ME-MS41	ME-MS41	ME-MS41	ME-MS41	ME-MS41	ME-MS41	ME-MS41	ME-MS41	ME-MS41	ME-MS41
	Analyte	Nb	Ni	P	Pb	Rb	Re	S	Sb	Sc	Se	Sn	Sr	Ta	Te	Th
	Units	ppm	ppm	ppm	ppm	ppm	ppm	%	ppm	ppm	ppm	ppm	ppm	ppm	ppm	ppm
	LOR	0.05	0.2	10	0.2	0.1	0.001	0.01	0.05	0.1	0.2	0.2	0.2	0.01	0.01	0.2
CC69986		0.99	58.7	620	9.9	24.7	0.001	0.11	1.41	3.8	2.1	0.8	59.7	<0.01	0.06	3.4
CC69987		1.33	63.2	520	29.2	14.9	0.002	0.25	8.62	4.2	3.7	1.3	62.8	0.01	0.11	7.3
CC69988		1.21	43.0	450	26.2	22.4	0.001	0.07	6.99	5.3	1.4	1.9	43.2	<0.01	0.13	5.0
CC69989		0.56	20.3	990	8.7	39.1	<0.001	0.11	1.20	1.9	0.8	0.5	39.5	<0.01	0.03	1.5
CC69990		1.40	47.0	350	17.9	15.9	0.001	0.06	2.51	4.5	1.7	1.1	33.4	<0.01	0.08	4.7
CC69991		0.76	31.0	510	19.2	32.8	0.001	0.09	1.83	3.7	1.8	0.5	63.6	<0.01	0.04	2.4
CC69992		0.80	25.2	450	14.8	23.6	0.002	0.09	1.08	3.3	1.4	0.5	41.4	<0.01	0.03	2.5
CC69993		1.10	33.5	510	12.2	36.3	0.002	0.04	1.38	4.8	1.6	0.7	76.1	<0.01	0.04	3.8
CC69994		0.83	29.6	490	17.1	48.4	0.001	0.08	2.62	3.3	1.1	0.7	84.0	<0.01	0.03	4.9
CC69995		0.80	56.0	340	23.4	40.8	0.001	0.21	1.58	6.5	2.1	0.8	68.9	0.01	0.12	5.9
CC69996		1.07	33.2	690	15.1	37.2	<0.001	0.08	1.32	4.6	1.1	0.6	71.7	<0.01	0.05	3.7
CC69997		0.76	20.6	450	9.4	23.2	0.001	0.07	1.03	2.3	1.1	0.4	45.7	<0.01	0.01	1.5
CC69998		0.57	21.2	760	16.6	13.3	0.001	0.19	1.82	1.7	3.0	0.4	44.9	<0.01	0.01	1.2
CC69999		0.64	31.2	610	17.0	26.2	0.002	0.17	1.41	3.1	2.1	0.5	46.2	<0.01	0.03	2.2
CC70000		0.60	33.5	490	29.8	29.8	0.002	0.10	1.81	3.3	2.3	0.5	47.1	<0.01	0.05	2.4
CC93635		1.08	66.6	860	29.5	39.6	0.004	0.15	2.12	5.7	4.5	0.7	69.5	<0.01	0.03	4.0
CC93636		1.00	54.4	420	26.4	21.5	0.001	0.08	2.85	3.5	2.6	0.9	52.6	<0.01	0.05	5.0
CC93637		1.19	38.0	590	11.8	14.7	<0.001	0.12	1.37	2.2	2.1	0.4	54.5	<0.01	0.05	4.1
CC93638		1.22	48.6	560	13.7	26.8	0.001	0.08	1.64	2.6	1.7	0.5	31.4	<0.01	0.06	2.8
CC93639		1.13	49.3	550	14.7	25.8	0.001	0.07	1.30	2.7	1.3	0.5	36.0	<0.01	0.07	2.6
CC93640		0.80	44.8	300	8.2	28.6	0.001	0.06	1.01	4.2	1.3	0.5	68.1	<0.01	0.05	5.6
CC93641		0.84	43.7	400	11.6	44.8	<0.001	0.09	0.73	4.9	1.0	0.6	60.2	<0.01	0.04	5.9
CC93642		0.81	65.7	1040	19.7	20.7	0.004	0.17	2.40	2.1	4.7	0.5	44.4	<0.01	0.05	2.4
CC93643		0.59	18.7	610	6.5	8.3	<0.001	0.08	0.76	0.7	1.2	0.3	19.0	<0.01	0.04	0.2
CC93644		0.36	37.7	490	24.7	54.2	<0.001	0.41	2.19	3.2	1.4	0.5	89.8	<0.01	0.06	6.2
CC93645		0.68	49.5	590	39.2	32.2	0.002	0.12	4.23	4.0	1.7	0.8	65.6	<0.01	0.10	4.3
CC93646		0.89	62.8	510	22.4	34.6	0.003	0.12	2.71	4.9	3.9	0.7	64.3	<0.01	0.10	5.2
CC93647		0.34	97.8	700	27.7	58.0	0.001	0.04	1.60	5.4	1.6	0.6	98.7	<0.01	0.11	6.0
CC93648		0.72	35.2	490	13.1	31.6	0.001	0.34	1.84	2.1	0.9	0.9	77.8	<0.01	0.03	4.4
CC93649		0.98	63.6	770	12.2	21.5	0.001	0.17	1.80	4.4	2.4	0.6	59.0	<0.01	0.09	5.5
CC93650		1.02	35.0	310	9.5	16.4	<0.001	0.06	1.14	2.8	1.2	0.5	28.2	<0.01	0.05	2.2
CC86651		0.81	40.3	1670	23.0	13.0	0.004	0.20	3.35	1.6	3.6	0.6	28.6	<0.01	0.06	0.5
CC86652		1.38	232	3960	51.6	46.9	0.011	0.35	7.90	7.5	9.4	1.1	223	<0.01	0.23	3.8
CC86653		0.82	65.2	2900	28.4	40.1	0.007	0.19	3.09	3.0	6.7	0.6	79.0	<0.01	0.15	0.9
CC86654		0.76	60.0	980	13.3	28.7	0.007	0.22	1.96	4.8	5.6	0.6	73.9	<0.01	0.07	1.9
CC86655		0.98	80.6	1090	21.1	48.2	0.004	0.34	2.08	5.2	4.2	0.8	94.5	<0.01	0.11	2.6
CC86656		0.43	159.0	2010	43.9	33.6	0.009	0.21	7.68	8.8	11.1	0.8	151.0	<0.01	0.13	5.0
CC86657		0.94	183.0	1400	32.5	23.7	0.027	0.48	7.70	4.2	7.5	0.6	366	0.01	0.12	3.1
CC86658		1.39	44.4	2500	18.0	21.6	0.002	0.18	2.97	1.6	3.1	1.0	66.6	<0.01	0.08	0.9
CC86659		1.20	61.7	1780	46.5	10.5	0.008	0.30	8.00	1.9	7.5	1.7	72.2	0.01	0.30	1.1

***** See Appendix Page for comments regarding this certificate *****

ALS Canada Ltd.
2103 Dollarton Hwy
North Vancouver BC V7H 0A7
Phone: 604 984 0221 Fax: 604 984 0218 www.alsglobal.com

To: **SILVER RANGE RESOURCES LTD.**
C/O ARCHER, CATHRO & ASSOCIATES (1981) LIMITED
1016- 510 W HASTINGS ST
VANCOUVER BC V6B 1L8

Finalized Date: 26- JUL- 2012
Account: RANSIL

Project: KEG (Group 2)

CERTIFICATE OF ANALYSIS WH12155827

Sample Description	Method	ME-MS41	ME-MS41	ME-MS41	ME-MS41	ME-MS41	ME-MS41	ME-MS41	ME-MS41
	Analyte	Ti	Tl	U	V	W	Y	Zn	Zr
	Units	%	ppm	ppm	ppm	ppm	ppm	ppm	ppm
	LOR	0.005	0.02	0.05	1	0.05	0.05	2	0.5
CC69986		0.065	0.53	1.49	68	0.19	10.05	353	1.6
CC69987		0.062	0.27	2.25	41	1.64	14.40	170	4.0
CC69988		0.064	0.37	1.17	48	0.18	7.93	169	2.4
CC69989		0.041	0.51	0.94	31	0.18	6.50	77	1.4
CC69990		0.096	0.37	1.79	57	0.22	11.00	192	1.5
CC69991		0.051	0.31	1.54	41	0.13	5.73	43	2.3
CC69992		0.053	0.24	1.18	42	0.17	5.02	47	2.2
CC69993		0.071	0.38	1.07	48	0.21	7.39	50	3.8
CC69994		0.088	0.74	1.16	36	0.23	8.64	34	9.9
CC69995		0.080	0.49	1.01	64	0.34	8.01	17	7.1
CC69996		0.052	0.38	1.18	58	0.22	8.44	53	5.4
CC69997		0.040	0.22	0.90	31	0.15	5.06	45	2.7
CC69998		0.031	0.28	2.13	48	0.16	7.35	82	3.8
CC69999		0.047	0.27	1.33	47	0.10	5.25	73	2.7
CC70000		0.043	0.27	1.66	43	0.12	7.26	74	2.6
CC93635		0.056	0.45	4.05	148	0.23	17.60	274	6.6
CC93636		0.049	0.36	2.96	68	0.25	11.80	126	2.9
CC93637		0.045	0.24	1.44	43	0.23	5.21	70	2.5
CC93638		0.041	0.30	3.03	57	0.29	11.65	63	2.0
CC93639		0.048	0.27	1.71	64	0.51	6.82	90	1.5
CC93640		0.046	0.42	1.56	56	0.14	8.11	66	3.0
CC93641		0.066	0.53	0.47	93	0.16	7.49	62	4.0
CC93642		0.040	0.39	5.25	90	0.24	13.25	176	1.8
CC93643		0.035	0.21	1.74	43	0.13	3.75	106	<0.5
CC93644		0.049	0.60	1.17	40	0.12	10.65	57	3.7
CC93645		0.055	0.41	1.36	67	0.15	11.60	190	3.3
CC93646		0.081	0.54	1.80	65	0.15	11.50	226	4.1
CC93647		0.083	0.56	2.68	202	0.31	14.80	98	18.1
CC93648		0.045	0.42	0.92	31	0.14	6.19	86	3.0
CC93649		0.054	0.34	1.45	44	0.13	9.51	123	2.9
CC93650		0.054	0.17	1.15	47	0.13	5.83	118	1.2
CC86651		0.031	0.49	8.86	220	0.30	14.70	79	1.3
CC86652		0.067	1.09	17.10	721	0.54	51.6	1740	4.7
CC86653		0.044	0.85	5.08	205	0.34	23.3	164	2.5
CC86654		0.043	0.54	4.25	122	0.22	18.15	212	3.9
CC86655		0.061	0.79	5.92	287	0.23	12.25	496	7.2
CC86656		0.053	1.02	7.77	310	0.57	30.1	778	13.4
CC86657		0.081	0.91	20.7	394	0.91	13.15	659	9.1
CC86658		0.048	0.57	6.52	237	0.60	28.4	159	1.1
CC86659		0.023	1.99	13.30	196	0.50	33.7	209	3.2

***** See Appendix Page for comments regarding this certificate *****

ALS Canada Ltd.
2103 Dollarton Hwy
North Vancouver BC V7H 0A7
Phone: 604 984 0221 Fax: 604 984 0218 www.alsglobal.com

To: **SILVER RANGE RESOURCES LTD.**
C/O ARCHER, CATHRO & ASSOCIATES (1981) LIMITED
1016-510 W HASTINGS ST
VANCOUVER BC V6B 1L8

Finalized Date: 26-JUL-2012
Account: RANSIL

Project: KEG (Group 2)

CERTIFICATE OF ANALYSIS WH12155827

Sample Description	Method	WEI-21	Au-ICP21	ME-MS41	ME-MS41	ME-MS41	ME-MS41	ME-MS41	ME-MS41	ME-MS41	ME-MS41	ME-MS41	ME-MS41	ME-MS41	ME-MS41	ME-MS41
	Analyte	Recvd Wt.	Au	Ag	Al	As	Au	B	Ba	Be	Bi	Ca	Cd	Ce	Co	Cr
	Units	kg	ppm	ppm	%	ppm	ppm	ppm	ppm	ppm	ppm	%	ppm	ppm	ppm	ppm
	LOR	0.02	0.001	0.01	0.01	0.1	0.2	10	10	0.05	0.01	0.01	0.01	0.02	0.1	1
CC86660		0.20	0.006	3.80	1.94	15.0	<0.2	<10	860	1.82	11.65	1.00	1.33	51.9	10.1	35
CC86661		0.19	0.006	2.02	1.80	7.6	<0.2	<10	800	1.46	5.44	1.53	1.52	37.0	8.7	30
CC86662		0.28	0.017	5.23	2.50	153.0	<0.2	<10	1860	1.65	45.2	0.22	2.89	39.7	10.2	35
CC86663		0.20	0.003	0.81	2.47	13.4	<0.2	<10	130	1.38	4.28	0.28	1.70	25.3	8.9	20
CC86664		0.31	0.002	0.38	1.67	11.4	<0.2	<10	120	0.94	1.85	0.13	0.61	20.8	3.7	16
CC86665		0.11	0.001	0.55	1.83	7.5	<0.2	<10	60	0.78	1.45	0.35	1.14	14.45	4.5	16
CC86666		0.28	0.003	0.65	3.00	11.3	<0.2	<10	70	1.16	0.36	0.46	2.11	9.88	8.2	22
CC86667		0.31	0.003	0.85	3.33	27.0	<0.2	<10	60	1.29	0.35	1.11	6.16	10.25	10.5	33
CC86668		0.28	0.004	0.94	3.21	7.6	<0.2	<10	60	1.17	0.21	1.43	3.20	8.67	7.4	31
CC86669		0.32	0.003	0.74	3.09	5.7	<0.2	<10	60	1.24	0.13	0.93	2.69	7.53	8.5	33
CC86670		0.31	0.003	0.95	3.10	8.4	<0.2	<10	70	1.46	0.43	1.03	5.93	13.75	9.3	31
CC86671		0.29	0.003	1.43	3.00	34.8	<0.2	<10	80	2.07	0.61	0.19	6.94	29.1	8.6	33
CC86672		0.37	0.004	1.31	3.23	80.4	<0.2	<10	120	1.99	2.02	0.34	12.60	32.0	13.0	38
CC86673		0.28	0.003	0.83	2.88	8.5	<0.2	<10	90	1.57	1.80	0.11	1.14	18.60	9.4	34
CC86674		0.21	0.003	0.38	1.77	8.7	<0.2	<10	100	0.62	1.26	0.07	0.56	21.2	5.1	32
CC86675		0.35	0.001	0.44	4.00	4.5	<0.2	<10	110	1.59	1.09	0.86	7.59	11.65	14.4	39
CC86676		0.27	0.001	0.17	3.35	5.6	<0.2	<10	100	1.08	0.26	0.29	1.00	15.30	10.7	36
CC86677		0.30	0.002	0.29	2.94	11.0	<0.2	<10	190	1.13	0.97	0.16	3.76	29.7	4.2	41
CC86678		0.42	0.001	0.30	3.85	3.2	<0.2	<10	130	1.40	0.28	0.59	1.37	33.0	7.6	42
CC86679		0.37	0.003	0.37	2.51	18.0	<0.2	<10	100	3.76	0.69	0.27	1.93	138.5	13.9	26
CC86680		0.37	0.003	0.68	3.56	7.2	<0.2	<10	60	1.45	0.14	3.98	0.74	9.80	7.3	38
CC86681		0.39	0.007	0.78	3.35	14.9	<0.2	<10	60	1.73	0.25	4.53	0.24	9.95	13.3	23
CC86682		0.41	0.003	0.99	3.63	10.6	<0.2	<10	80	2.29	0.43	0.98	2.27	18.80	13.8	49
CC86683		0.43	0.003	0.73	2.77	8.6	<0.2	<10	390	1.38	0.65	1.19	1.44	12.95	6.5	39
CC86684		0.31	0.002	0.78	3.96	6.4	<0.2	<10	590	1.47	1.77	1.66	1.70	10.35	11.3	54
CC86685		0.32	0.002	1.17	4.00	3.8	<0.2	<10	450	1.35	11.90	1.69	34.9	9.26	29.6	45
CC86686		0.26	0.002	0.70	4.31	4.1	<0.2	<10	180	1.69	3.39	0.91	1.23	7.99	14.7	52
CC86687		0.32	0.009	2.09	1.93	26.4	<0.2	<10	1200	0.94	9.35	0.68	3.85	28.7	4.3	35
CC86688		0.27	0.005	1.36	1.79	8.1	<0.2	<10	840	0.89	8.01	0.80	2.52	18.15	4.1	40
CC86689		0.27	0.061	2.26	1.82	19.0	<0.2	<10	140	1.03	4.18	0.67	3.50	28.8	5.9	44
CC86690		0.22	0.004	1.05	2.23	18.4	<0.2	<10	1110	1.99	2.40	1.33	16.85	26.9	18.9	32
CC86691		0.26	0.002	0.55	2.01	8.7	<0.2	<10	420	1.73	0.78	0.42	1.15	74.9	5.6	32
CC86692		0.26	0.002	0.62	1.94	10.2	<0.2	<10	590	1.83	0.66	0.75	1.12	54.8	5.2	32
CC86693		0.34	0.004	0.55	3.09	5.6	<0.2	<10	70	1.49	0.18	3.48	1.78	9.60	8.4	27
CC86694		0.37	0.003	0.22	1.50	13.5	<0.2	<10	30	5.39	0.20	0.62	1.79	278	6.3	5
CC86695		0.33	0.005	0.20	1.58	7.6	<0.2	<10	50	6.79	0.30	0.61	1.54	221	2.3	2
CC86696		0.33	0.005	1.19	4.55	21.2	<0.2	<10	100	2.93	0.31	1.32	11.55	33.7	11.2	96
CC86697		0.28	0.005	0.64	3.02	24.0	<0.2	<10	100	2.50	0.54	0.89	1.13	76.7	5.6	36
CC86698		0.37	0.003	0.64	4.11	7.4	<0.2	<10	40	1.44	1.47	1.42	21.8	15.70	20.8	43
CC86699		0.21	0.007	0.91	2.69	34.0	<0.2	<10	60	2.18	1.06	1.99	10.55	13.95	13.3	37

***** See Appendix Page for comments regarding this certificate *****

ALS Canada Ltd.
2103 Dollarton Hwy
North Vancouver BC V7H 0A7
Phone: 604 984 0221 Fax: 604 984 0218 www.alsglobal.com

To: **SILVER RANGE RESOURCES LTD.**
C/O ARCHER, CATHRO & ASSOCIATES (1981) LIMITED
1016-510 W HASTINGS ST
VANCOUVER BC V6B 1L8

Finalized Date: 26-JUL-2012
Account: RANSIL

Project: KEG (Group 2)

CERTIFICATE OF ANALYSIS WH12155827

Sample Description	Method	ME-MS41	ME-MS41	ME-MS41	ME-MS41	ME-MS41	ME-MS41	ME-MS41	ME-MS41	ME-MS41	ME-MS41	ME-MS41	ME-MS41	ME-MS41	ME-MS41	ME-MS41
	Analyte	Cs	Cu	Fe	Ga	Ge	Hf	Hg	In	K	La	Li	Mg	Mn	Mo	Na
	Units	ppm	ppm	%	ppm	ppm	ppm	ppm	ppm	%	ppm	ppm	%	ppm	ppm	%
	LOR	0.05	0.2	0.01	0.05	0.05	0.02	0.01	0.005	0.01	0.2	0.1	0.01	5	0.05	0.01
CC86660		3.95	108.0	3.25	6.62	0.13	0.08	0.13	0.048	0.08	25.0	26.1	0.98	309	16.80	0.02
CC86661		2.81	81.4	2.54	5.88	0.11	0.11	0.08	0.056	0.10	17.4	21.1	0.91	313	11.70	0.03
CC86662		5.60	95.4	3.99	7.23	0.14	0.03	0.04	0.109	0.14	20.7	24.7	0.94	224	8.25	0.05
CC86663		4.27	66.8	3.41	7.13	0.08	0.03	0.02	0.024	0.07	11.4	14.1	0.56	190	4.50	<0.01
CC86664		2.77	39.9	2.67	5.11	0.06	0.03	<0.01	0.022	0.07	10.1	8.1	0.32	72	3.78	<0.01
CC86665		2.35	44.1	2.14	4.77	0.06	0.02	0.08	0.015	0.05	6.6	10.3	0.57	87	3.16	0.01
CC86666		2.54	47.4	3.33	7.16	0.12	0.05	0.04	0.013	0.32	3.6	18.8	2.20	264	1.12	<0.01
CC86667		3.92	29.4	2.35	8.56	0.15	0.10	0.07	0.032	0.39	4.6	23.5	3.21	374	2.15	0.01
CC86668		3.73	28.6	2.19	8.19	0.17	0.12	0.09	0.048	0.36	4.3	24.7	3.32	392	3.13	0.01
CC86669		3.19	32.3	1.89	7.98	0.19	0.11	0.11	0.033	0.50	3.3	22.1	3.11	357	2.93	0.01
CC86670		4.75	31.8	2.03	7.94	0.15	0.12	0.07	0.042	0.47	6.4	25.1	3.19	312	6.83	0.01
CC86671		7.61	73.7	2.89	7.87	0.31	0.03	0.62	0.135	0.60	12.2	25.6	2.46	192	10.35	0.01
CC86672		7.65	102.0	3.31	8.25	0.20	0.04	0.13	0.067	0.60	15.6	25.0	2.53	194	20.4	0.01
CC86673		4.77	20.5	3.10	7.13	0.13	0.02	0.05	0.022	0.27	8.2	18.5	2.07	181	1.91	0.01
CC86674		2.48	22.7	2.42	7.60	0.07	0.02	0.07	0.014	0.10	9.5	8.6	0.61	157	3.14	0.01
CC86675		7.18	30.0	3.12	9.78	0.21	0.10	0.01	0.027	0.75	5.2	25.9	3.99	269	1.05	0.01
CC86676		4.18	17.0	2.35	8.28	0.15	0.09	0.02	0.013	0.22	5.6	16.8	2.40	298	1.34	0.01
CC86677		7.57	70.6	1.52	7.64	0.17	0.03	0.02	0.014	0.59	11.9	28.0	2.16	151	5.50	<0.01
CC86678		3.82	16.8	1.78	9.75	0.17	0.13	0.03	0.016	0.51	13.9	26.1	3.23	210	1.15	0.01
CC86679		5.18	47.6	2.70	8.38	0.27	0.11	0.02	0.046	0.43	61.0	26.6	1.59	349	5.89	<0.01
CC86680		7.11	29.5	2.47	9.28	0.18	0.21	0.02	0.019	0.93	3.6	27.4	4.23	379	2.52	0.01
CC86681		5.87	47.4	3.98	8.80	0.12	1.23	0.07	0.031	0.98	3.4	19.8	2.38	436	2.02	0.02
CC86682		13.20	53.8	2.93	10.90	0.16	0.19	0.03	0.014	0.74	8.1	41.4	3.81	362	17.80	0.01
CC86683		6.83	47.2	2.28	8.11	0.15	0.13	0.07	0.034	0.49	6.3	20.3	2.53	206	12.10	0.04
CC86684		7.42	44.7	3.43	10.15	0.16	0.14	0.07	0.030	0.65	5.8	17.7	3.23	382	7.71	0.06
CC86685		13.60	84.2	7.43	11.85	0.19	0.21	0.02	0.401	1.13	5.1	23.6	3.84	372	3.04	0.03
CC86686		9.79	47.5	5.06	11.10	0.18	0.15	0.03	0.019	0.70	4.4	22.7	2.97	299	2.42	0.05
CC86687		4.64	55.5	2.98	6.27	0.12	0.04	0.09	0.059	0.16	18.3	17.5	0.87	78	11.85	0.01
CC86688		3.38	61.0	3.91	6.22	0.12	0.02	0.07	0.045	0.14	10.7	20.3	0.80	67	12.05	0.01
CC86689		5.29	71.3	7.02	7.55	0.18	0.04	0.09	0.054	0.43	17.2	22.7	0.84	111	28.8	0.04
CC86690		2.95	122.5	4.51	6.42	0.10	0.09	0.05	0.129	0.12	14.4	18.4	0.78	315	41.2	0.04
CC86691		5.29	24.5	2.17	6.00	0.17	0.05	0.05	0.043	0.16	41.5	22.1	1.14	235	9.20	0.01
CC86692		4.76	31.6	2.03	6.14	0.16	0.04	0.08	0.037	0.27	25.3	22.1	1.47	239	10.80	0.01
CC86693		4.82	22.9	2.27	8.41	0.13	0.25	0.02	0.019	0.85	3.5	25.4	3.31	330	1.58	0.01
CC86694		3.68	9.6	3.44	7.43	0.31	0.13	0.08	0.065	0.18	107.5	20.7	0.34	520	4.84	0.01
CC86695		10.35	14.4	3.55	7.24	0.46	0.75	0.04	0.304	0.05	102.5	14.6	0.16	129	2.43	<0.01
CC86696		6.64	79.5	2.79	11.25	0.24	0.23	0.09	0.124	1.06	13.7	44.4	5.06	394	13.50	0.01
CC86697		3.94	28.6	2.34	8.41	0.17	0.30	0.07	0.035	0.40	28.4	24.8	2.56	295	4.38	0.01
CC86698		5.22	25.1	2.75	10.80	0.26	0.14	0.02	0.017	0.61	6.3	29.7	3.35	438	1.50	0.03
CC86699		3.96	86.5	3.10	6.64	0.17	0.11	0.07	0.111	0.43	7.1	21.4	1.72	238	28.7	0.04

***** See Appendix Page for comments regarding this certificate *****

ALS Canada Ltd.
2103 Dollarton Hwy
North Vancouver BC V7H 0A7
Phone: 604 984 0221 Fax: 604 984 0218 www.alsglobal.com

To: **SILVER RANGE RESOURCES LTD.**
C/O ARCHER, CATHRO & ASSOCIATES (1981) LIMITED
1016-510 W HASTINGS ST
VANCOUVER BC V6B 1L8

Finalized Date: 26-JUL-2012
Account: RANSIL

Project: KEG (Group 2)

CERTIFICATE OF ANALYSIS WH12155827

Sample Description	Method	ME-MS41	ME-MS41	ME-MS41	ME-MS41	ME-MS41	ME-MS41	ME-MS41	ME-MS41	ME-MS41	ME-MS41	ME-MS41	ME-MS41	ME-MS41	ME-MS41	ME-MS41
	Analyte	Nb	Ni	P	Pb	Rb	Re	S	Sb	Sc	Se	Sn	Sr	Ta	Te	Th
	Units	ppm	ppm	ppm	ppm	ppm	ppm	%	ppm	ppm	ppm	ppm	ppm	ppm	ppm	ppm
	LOR	0.05	0.2	10	0.2	0.1	0.001	0.01	0.05	0.1	0.2	0.2	0.2	0.01	0.01	0.2
CC86660		1.80	71.2	1480	33.3	16.4	0.004	0.18	5.69	2.7	5.9	2.0	64.2	0.01	0.27	1.8
CC86661		1.78	65.6	1570	23.8	16.3	0.005	0.25	3.87	2.4	6.6	1.7	74.8	0.01	0.16	1.8
CC86662		1.70	55.8	1340	138.0	20.2	0.001	0.23	40.9	2.6	5.9	4.1	50.6	0.01	0.58	1.9
CC86663		0.87	38.2	1290	18.8	10.4	0.001	0.17	3.31	1.3	3.8	0.7	49.8	0.01	0.25	1.2
CC86664		1.03	28.7	1180	15.9	9.3	0.001	0.13	2.95	1.2	2.7	0.7	42.8	0.01	0.09	1.1
CC86665		0.74	29.9	920	12.0	7.4	0.001	0.09	1.39	1.1	2.6	0.5	27.0	0.01	0.07	1.0
CC86666		0.91	43.1	420	24.0	23.0	0.001	0.09	3.09	3.9	1.7	0.6	39.2	<0.01	0.06	3.1
CC86667		0.76	47.5	550	19.5	35.1	0.001	0.08	1.87	4.4	2.9	0.6	31.3	<0.01	0.05	3.0
CC86668		0.81	39.3	600	19.9	32.6	0.002	0.11	2.06	3.8	2.9	0.6	39.2	<0.01	0.05	2.4
CC86669		0.91	44.1	380	21.7	36.5	0.004	0.05	1.76	4.3	2.4	0.6	44.9	<0.01	0.05	3.5
CC86670		0.87	55.0	480	26.7	35.2	0.005	0.09	2.68	3.9	3.3	0.7	43.5	<0.01	0.06	4.0
CC86671		1.11	81.6	970	40.3	38.1	0.005	0.23	4.92	4.3	6.7	1.1	83.1	<0.01	0.06	4.2
CC86672		1.33	74.2	1350	40.5	43.8	0.011	0.34	9.38	5.0	9.4	1.6	93.4	<0.01	0.15	6.0
CC86673		1.18	55.3	740	8.0	30.7	0.001	0.16	1.23	2.7	1.8	1.2	42.7	<0.01	0.05	1.6
CC86674		1.60	40.1	470	11.2	16.4	0.001	0.10	1.33	1.7	2.1	1.3	30.4	<0.01	0.05	1.0
CC86675		0.45	92.4	420	4.8	66.1	0.001	0.09	0.75	6.0	2.4	1.2	56.8	<0.01	0.04	7.5
CC86676		1.37	46.3	310	7.5	30.8	<0.001	0.04	1.27	4.6	1.2	0.9	32.0	<0.01	0.04	4.9
CC86677		1.17	126.5	860	9.2	43.2	0.001	0.16	2.85	4.4	3.3	1.3	74.1	<0.01	0.04	4.6
CC86678		0.87	47.1	430	9.7	48.5	0.001	0.02	1.07	4.7	1.8	0.8	33.8	<0.01	0.02	7.2
CC86679		2.89	34.6	1070	32.4	43.3	0.002	0.07	2.24	3.3	7.7	2.2	30.4	0.01	0.04	15.7
CC86680		0.46	36.1	670	20.1	61.6	0.002	0.07	1.35	9.4	2.3	0.7	59.3	<0.01	0.05	5.1
CC86681		0.05	40.5	270	71.7	50.1	0.001	0.13	2.03	7.4	1.4	0.8	111.5	<0.01	0.10	7.3
CC86682		0.49	84.5	570	19.1	55.0	0.004	0.12	4.14	9.3	3.3	0.9	52.3	<0.01	0.08	4.9
CC86683		0.96	56.4	1130	20.1	35.9	0.012	0.24	2.87	4.7	5.4	0.8	114.5	<0.01	0.08	3.4
CC86684		0.80	74.8	1310	15.6	54.2	0.002	0.30	1.75	5.8	3.4	0.9	146.0	<0.01	0.09	3.8
CC86685		0.25	92.3	1690	12.7	95.6	0.001	0.91	1.55	6.5	5.9	1.7	245	<0.01	0.22	6.7
CC86686		1.31	73.2	810	8.5	65.8	<0.001	0.62	1.28	6.8	2.6	1.0	206	<0.01	0.08	5.8
CC86687		0.99	47.7	2520	31.6	18.7	0.002	0.26	5.95	3.0	6.3	2.0	92.8	<0.01	0.17	1.4
CC86688		0.74	53.6	3080	23.9	12.3	0.003	0.33	3.30	0.9	6.1	1.4	83.0	<0.01	0.34	0.3
CC86689		1.71	85.0	2290	68.7	31.0	0.002	1.00	6.26	2.7	7.0	1.7	141.5	<0.01	0.22	1.7
CC86690		1.24	128.0	2170	22.8	13.1	0.005	0.34	4.42	1.7	7.4	1.2	163.0	0.01	0.15	1.6
CC86691		2.79	33.3	1330	23.7	21.4	0.003	0.11	1.89	2.3	4.8	1.6	38.1	0.01	0.05	5.3
CC86692		1.77	40.1	1330	25.6	28.6	0.005	0.16	2.63	2.7	4.9	1.1	52.8	<0.01	0.05	2.5
CC86693		0.27	41.6	360	25.2	55.2	0.001	0.10	0.89	7.5	1.5	0.6	53.4	<0.01	0.06	5.0
CC86694		3.39	13.5	1160	15.8	44.9	0.001	0.04	1.18	3.9	4.0	1.9	15.6	0.01	0.01	15.5
CC86695		0.84	23.4	420	60.5	31.4	0.002	<0.01	0.36	2.8	12.3	13.5	15.2	0.03	<0.01	73.8
CC86696		0.84	147.0	2700	57.5	71.5	0.015	0.16	2.88	11.9	7.2	1.5	78.1	<0.01	0.15	10.9
CC86697		2.83	50.3	740	39.4	37.3	0.001	0.14	2.33	6.1	3.7	1.6	47.4	0.01	0.04	10.4
CC86698		0.51	75.4	670	9.4	56.9	0.001	0.12	1.27	5.5	2.2	0.9	84.6	<0.01	0.06	6.7
CC86699		1.02	119.5	1280	24.4	36.2	0.018	0.36	9.19	2.6	18.9	0.6	138.0	<0.01	0.13	2.0

***** See Appendix Page for comments regarding this certificate *****

ALS Canada Ltd.
2103 Dollarton Hwy
North Vancouver BC V7H 0A7
Phone: 604 984 0221 Fax: 604 984 0218 www.alsglobal.com

To: **SILVER RANGE RESOURCES LTD.**
C/O ARCHER, CATHRO & ASSOCIATES (1981) LIMITED
1016-510 W HASTINGS ST
VANCOUVER BC V6B 1L8

Finalized Date: 26-JUL-2012
Account: RANSIL

Project: KEG (Group 2)

CERTIFICATE OF ANALYSIS WH12155827

Sample Description	Method	ME-MS41	ME-MS41	ME-MS41	ME-MS41	ME-MS41	ME-MS41	ME-MS41	ME-MS41
	Analyte	Ti	Tl	U	V	W	Y	Zn	Zr
	Units	%	ppm	ppm	ppm	ppm	ppm	ppm	ppm
	LOR	0.005	0.02	0.05	1	0.05	0.05	2	0.5
CC86660		0.029	1.45	13.80	212	0.41	36.3	207	2.6
CC86661		0.028	0.86	9.69	143	0.33	27.7	203	3.6
CC86662		0.046	0.58	6.81	120	0.54	20.6	317	1.0
CC86663		0.030	0.52	3.87	62	0.69	13.35	134	0.8
CC86664		0.037	0.26	3.17	60	0.30	9.59	86	1.0
CC86665		0.028	0.23	3.03	47	0.30	9.10	98	0.8
CC86666		0.052	0.32	1.53	38	0.19	8.94	92	1.9
CC86667		0.059	0.37	1.88	63	0.11	11.80	703	4.0
CC86668		0.060	0.38	2.11	71	0.13	9.44	772	4.4
CC86669		0.067	0.33	1.26	93	0.14	9.88	529	4.8
CC86670		0.069	0.43	2.14	95	0.15	14.40	647	5.4
CC86671		0.088	0.88	3.38	90	0.12	18.40	1660	1.5
CC86672		0.111	1.02	4.01	153	0.26	23.9	659	2.4
CC86673		0.082	0.63	1.34	52	0.32	10.50	453	0.7
CC86674		0.092	0.33	1.32	69	0.31	8.55	126	1.0
CC86675		0.112	0.81	1.31	62	0.11	22.4	936	5.1
CC86676		0.080	0.41	1.01	49	0.16	8.89	165	3.4
CC86677		0.123	1.84	3.46	108	0.15	18.80	145	1.3
CC86678		0.075	0.49	2.08	76	0.18	20.2	215	5.4
CC86679		0.056	0.57	9.22	77	0.44	114.5	253	4.1
CC86680		0.073	0.58	1.78	85	0.18	12.60	43	10.4
CC86681		0.051	0.37	5.12	52	0.19	10.95	28	64.4
CC86682		0.056	0.75	8.69	222	0.24	28.9	260	8.2
CC86683		0.058	0.98	6.16	229	0.27	17.10	225	6.0
CC86684		0.063	1.27	5.40	324	0.23	12.90	169	6.0
CC86685		0.078	2.00	2.87	305	0.22	17.00	1940	12.9
CC86686		0.082	1.17	3.09	319	0.23	15.05	126	6.8
CC86687		0.036	2.21	7.11	175	0.37	18.15	379	1.7
CC86688		0.023	0.79	6.72	203	0.50	14.90	140	0.6
CC86689		0.074	2.01	13.70	295	0.53	23.9	366	2.1
CC86690		0.036	0.56	13.00	401	0.67	25.2	977	3.9
CC86691		0.042	0.45	8.35	167	0.51	52.3	289	1.4
CC86692		0.044	0.63	8.05	147	0.41	38.6	151	1.3
CC86693		0.071	0.45	1.25	64	0.18	10.85	145	12.3
CC86694		0.020	0.47	15.70	18	0.17	80.0	148	6.6
CC86695		<0.005	0.43	64.6	5	0.27	227	587	21.4
CC86696		0.086	0.70	12.95	425	0.36	44.6	692	15.2
CC86697		0.055	0.44	11.85	169	0.30	57.2	191	10.1
CC86698		0.077	0.57	1.74	69	0.12	15.85	498	5.9
CC86699		0.048	0.76	16.85	219	0.32	22.7	993	4.7

***** See Appendix Page for comments regarding this certificate *****

ALS Canada Ltd.
2103 Dollarton Hwy
North Vancouver BC V7H 0A7
Phone: 604 984 0221 Fax: 604 984 0218 www.alsglobal.com

To: **SILVER RANGE RESOURCES LTD.**
C/O ARCHER, CATHRO & ASSOCIATES (1981) LIMITED
1016-510 W HASTINGS ST
VANCOUVER BC V6B 1L8

Finalized Date: 26-JUL-2012
Account: RANSIL

Project: KEG (Group 2)

CERTIFICATE OF ANALYSIS WH12155827

Sample Description	Method	WEI-21	Au-ICP21	ME-MS41	ME-MS41	ME-MS41	ME-MS41	ME-MS41	ME-MS41	ME-MS41	ME-MS41	ME-MS41	ME-MS41	ME-MS41	ME-MS41	ME-MS41
	Analyte	Recvd Wt.	Au	Ag	Al	As	Au	B	Ba	Be	Bi	Ca	Cd	Ce	Co	Cr
	Units	kg	ppm	ppm	%	ppm	ppm	ppm	ppm	ppm	ppm	%	ppm	ppm	ppm	ppm
	LOR	0.02	0.001	0.01	0.01	0.1	0.2	10	10	0.05	0.01	0.01	0.01	0.02	0.1	1
CC86700		0.24	0.002	0.62	4.41	7.2	<0.2	<10	80	1.79	0.91	1.17	5.19	12.70	15.4	42
CC93390		0.17	0.002	0.52	2.79	10.1	<0.2	<10	50	1.28	0.73	1.08	0.46	12.85	8.9	32
CC93391		0.27	0.001	1.24	3.50	30.0	<0.2	<10	90	1.63	1.58	0.62	0.91	17.40	13.4	36
CC93392		0.19	0.003	1.10	3.76	21.0	<0.2	<10	70	1.62	1.23	1.10	0.60	13.45	12.0	40
CC93393		0.30	0.001	0.81	3.74	3.8	<0.2	<10	70	1.63	1.66	1.20	0.57	13.35	8.9	36
CC93394		0.21	0.002	0.49	3.12	10.7	<0.2	<10	70	1.13	1.64	0.28	0.36	20.7	8.5	41

***** See Appendix Page for comments regarding this certificate *****

ALS Canada Ltd.
2103 Dollarton Hwy
North Vancouver BC V7H 0A7
Phone: 604 984 0221 Fax: 604 984 0218 www.alsglobal.com

To: **SILVER RANGE RESOURCES LTD.**
C/O ARCHER, CATHRO & ASSOCIATES (1981) LIMITED
1016-510 W HASTINGS ST
VANCOUVER BC V6B 1L8

Finalized Date: 26-JUL-2012
Account: RANSIL

Project: KEG (Group 2)

CERTIFICATE OF ANALYSIS WH12155827

Sample Description	Method	ME-MS41	ME-MS41	ME-MS41	ME-MS41	ME-MS41	ME-MS41	ME-MS41	ME-MS41	ME-MS41	ME-MS41	ME-MS41	ME-MS41	ME-MS41	ME-MS41	ME-MS41
	Analyte	Cs	Cu	Fe	Ga	Ge	Hf	Hg	In	K	La	Li	Mg	Mn	Mo	Na
	Units	ppm	ppm	%	ppm	ppm	ppm	ppm	ppm	%	ppm	ppm	%	ppm	ppm	%
	LOR	0.05	0.2	0.01	0.05	0.05	0.02	0.01	0.005	0.01	0.2	0.1	0.01	5	0.05	0.01
CC86700		5.15	28.8	3.26	10.25	0.22	0.16	0.03	0.034	0.57	4.8	29.8	3.97	423	4.50	0.02
CC93390		3.60	26.0	2.39	8.00	0.13	0.06	0.02	0.020	0.24	5.2	24.2	2.31	313	1.15	0.03
CC93391		4.48	34.5	3.88	9.26	0.17	0.06	0.03	0.034	0.23	7.7	28.3	2.86	443	1.43	0.02
CC93392		5.36	27.9	3.70	10.30	0.19	0.07	0.03	0.025	0.31	5.8	31.6	3.56	449	0.99	0.02
CC93393		5.97	19.4	3.08	8.29	0.21	0.07	0.03	0.017	0.21	4.8	27.9	3.44	351	0.53	0.04
CC93394		5.10	20.7	2.66	9.48	0.18	0.04	0.05	0.018	0.24	9.3	26.5	2.77	335	1.08	0.01

***** See Appendix Page for comments regarding this certificate *****

ALS Canada Ltd.
2103 Dollarton Hwy
North Vancouver BC V7H 0A7
Phone: 604 984 0221 Fax: 604 984 0218 www.alsglobal.com

To: **SILVER RANGE RESOURCES LTD.**
C/O ARCHER, CATHRO & ASSOCIATES (1981) LIMITED
1016-510 W HASTINGS ST
VANCOUVER BC V6B 1L8

Finalized Date: 26-JUL-2012
Account: RANSIL

Project: KEG (Group 2)

CERTIFICATE OF ANALYSIS WH12155827

Sample Description	Method	ME-MS41	ME-MS41	ME-MS41	ME-MS41	ME-MS41	ME-MS41	ME-MS41	ME-MS41	ME-MS41	ME-MS41	ME-MS41	ME-MS41	ME-MS41	ME-MS41	ME-MS41
	Analyte	Nb	Ni	P	Pb	Rb	Re	S	Sb	Sc	Se	Sn	Sr	Ta	Te	Th
	Units	ppm	ppm	ppm	ppm	ppm	ppm	%	ppm	ppm	ppm	ppm	ppm	ppm	ppm	ppm
	LOR	0.05	0.2	10	0.2	0.1	0.001	0.01	0.05	0.1	0.2	0.2	0.2	0.01	0.01	0.2
CC86700		0.74	69.2	490	12.2	47.5	0.002	0.16	1.33	5.8	2.6	0.9	85.4	<0.01	0.06	7.4
CC93390		0.97	36.3	320	9.0	26.1	0.001	0.06	1.35	3.7	1.2	0.6	49.9	<0.01	0.03	3.6
CC93391		1.00	50.7	510	29.5	29.0	0.001	0.10	4.19	5.1	2.3	2.5	46.9	<0.01	0.07	4.7
CC93392		0.99	46.5	340	17.1	32.2	0.001	0.06	2.63	5.8	1.7	1.1	52.0	<0.01	0.07	4.8
CC93393		1.12	31.4	460	14.7	22.4	0.001	0.06	1.51	4.7	1.4	0.7	69.3	<0.01	0.05	5.9
CC93394		1.24	25.9	400	12.9	25.0	0.001	0.05	1.17	5.5	1.2	0.9	14.9	<0.01	0.06	3.1

***** See Appendix Page for comments regarding this certificate *****

ALS Canada Ltd.
2103 Dollarton Hwy
North Vancouver BC V7H 0A7
Phone: 604 984 0221 Fax: 604 984 0218 www.alsglobal.com

To: **SILVER RANGE RESOURCES LTD.**
C/O ARCHER, CATHRO & ASSOCIATES (1981) LIMITED
1016- 510 W HASTINGS ST
VANCOUVER BC V6B 1L8

Finalized Date: 26- JUL- 2012
Account: RANSIL

Project: KEG (Group 2)

CERTIFICATE OF ANALYSIS WH12155827

Sample Description	Method	ME-MS41	ME-MS41	ME-MS41	ME-MS41	ME-MS41	ME-MS41	ME-MS41	ME-MS41
	Analyte	Ti	Tl	U	V	W	Y	Zn	Zr
	Units	%	ppm	ppm	ppm	ppm	ppm	ppm	ppm
	LOR	0.005	0.02	0.05	1	0.05	0.05	2	0.5
CC86700		0.100	0.60	2.38	103	0.14	17.00	347	6.9
CC93390		0.059	0.37	1.21	43	0.15	7.78	58	2.2
CC93391		0.070	0.43	1.57	45	0.18	9.91	92	1.9
CC93392		0.074	0.39	1.64	45	0.14	9.47	97	2.2
CC93393		0.089	0.62	0.93	32	0.12	9.54	76	2.7
CC93394		0.081	0.56	1.18	48	0.16	9.63	49	1.3

***** See Appendix Page for comments regarding this certificate *****

ALS Canada Ltd.
2103 Dollarton Hwy
North Vancouver BC V7H 0A7
Phone: 604 984 0221 Fax: 604 984 0218 www.alsglobal.com

To: **SILVER RANGE RESOURCES LTD.**
C/O ARCHER, CATHRO & ASSOCIATES (1981) LIMITED
1016-510 W HASTINGS ST
VANCOUVER BC V6B 1L8

Finalized Date: 26-JUL-2012
Account: RANSIL

Project: KEG (Group 2)

CERTIFICATE OF ANALYSIS WH12155827

Method	CERTIFICATE COMMENTS
ME-MS41	Gold determinations by this method are semi-quantitative due to the small sample weight used (0.5g).

ALS Canada Ltd.

2103 Dollarton Hwy
North Vancouver BC V7H 0A7
Phone: 604 984 0221 Fax: 604 984 0218 www.alsglobal.com

To: **SILVER RANGE RESOURCES LTD.**
C/O ARCHER, CATHRO & ASSOCIATES (1981) LIMITED
1016-510 W HASTINGS ST
VANCOUVER BC V6B 1L8

Finalized Date: 26-JUL-2012
Account: RANSIL

CERTIFICATE WH12155828

Project: KEG (Group 2)

P.O. No.:

This report is for 142 Soil samples submitted to our lab in Whitehorse, YT, Canada on 6-JUL-2012.

The following have access to data associated with this certificate:

MATT DUMALA	JOAN MARIACHER	

SAMPLE PREPARATION

ALS CODE	DESCRIPTION
WEI-21	Received Sample Weight
LOG-22	Sample login - Rcd w/o BarCode
SCR-41	Screen to -180um and save both

ANALYTICAL PROCEDURES

ALS CODE	DESCRIPTION	INSTRUMENT
Au-ICP21	Au 30g FA ICP-AES Finish	ICP-AES
ME-MS41	51 anal. aqua regia ICPMS	

To: **SILVER RANGE RESOURCES LTD.**
ATTN: JOAN MARIACHER
C/O ARCHER, CATHRO & ASSOCIATES (1981) LIMITED
1016-510 W HASTINGS ST
VANCOUVER BC V6B 1L8

This is the Final Report and supersedes any preliminary report with this certificate number. Results apply to samples as submitted. All pages of this report have been checked and approved for release.

***** See Appendix Page for comments regarding this certificate *****

Signature:

Colin Ramshaw, Vancouver Laboratory Manager

ALS Canada Ltd.
2103 Dollarton Hwy
North Vancouver BC V7H 0A7
Phone: 604 984 0221 Fax: 604 984 0218 www.alsglobal.com

To: **SILVER RANGE RESOURCES LTD.**
C/O ARCHER, CATHRO & ASSOCIATES (1981) LIMITED
1016-510 W HASTINGS ST
VANCOUVER BC V6B 1L8

Finalized Date: 26-JUL-2012
Account: RANSIL

Project: KEG (Group 2)

CERTIFICATE OF ANALYSIS WH12155828

Sample Description	Method	WEI-21	Au-ICP21	ME-MS41	ME-MS41	ME-MS41	ME-MS41	ME-MS41	ME-MS41	ME-MS41	ME-MS41	ME-MS41	ME-MS41	ME-MS41	ME-MS41	ME-MS41
	Analyte	Recvd Wt.	Au	Ag	Al	As	Au	B	Ba	Be	Bi	Ca	Cd	Ce	Co	Cr
	Units	kg	ppm	ppm	%	ppm	ppm	ppm	ppm	ppm	ppm	%	ppm	ppm	ppm	ppm
	LOR	0.02	0.001	0.01	0.01	0.1	0.2	10	10	0.05	0.01	0.01	0.01	0.02	0.1	1
CC82923		0.24	0.003	0.48	2.28	7.6	<0.2	<10	50	0.88	0.12	1.28	0.54	22.1	5.9	32
CC82924		0.29	0.002	0.66	2.53	11.6	<0.2	<10	70	1.15	0.13	0.60	0.32	19.35	8.3	32
CC82925		0.18	0.008	0.87	1.14	11.4	<0.2	<10	70	0.63	0.24	1.98	0.57	15.40	3.8	34
CC82926		0.29	0.003	0.88	1.33	13.8	<0.2	<10	130	0.42	0.57	0.33	0.81	20.1	2.0	45
CC82927		0.14	0.002	1.31	1.62	20.5	<0.2	<10	90	0.69	1.01	0.43	0.88	14.40	21.1	28
CC82928		0.36	0.002	1.02	1.66	24.1	<0.2	<10	130	0.87	1.34	0.26	1.16	25.5	5.4	29
CC82929		0.33	0.006	1.02	1.99	28.8	<0.2	<10	160	1.30	0.88	0.36	1.33	35.1	10.1	42
CC82930		0.26	0.002	0.82	2.84	15.2	<0.2	<10	110	0.92	0.91	0.53	1.07	15.55	7.8	35
CC82931		0.47	0.004	5.08	2.25	227	<0.2	<10	220	1.24	16.20	0.28	3.33	31.9	10.5	35
CC82932		0.48	0.004	3.02	1.55	74.6	<0.2	<10	150	0.76	8.13	0.31	2.31	30.9	5.8	25
CC82933		0.37	0.003	1.16	2.21	33.7	<0.2	<10	140	0.90	3.52	0.72	3.46	26.1	7.3	29
CC82934		0.32	0.005	1.71	1.07	92.7	<0.2	<10	100	0.55	4.87	0.92	1.33	22.0	3.6	26
CC82935		0.22	0.003	0.76	2.11	12.9	<0.2	<10	70	1.11	0.24	0.67	0.88	20.8	7.7	38
CC82936		0.39	0.002	0.62	1.32	7.7	<0.2	<10	60	0.65	0.25	0.83	0.46	16.45	4.5	28
CC82937		0.26	0.003	0.82	1.25	14.1	<0.2	<10	100	0.76	0.36	0.67	0.36	25.4	4.6	30
CC82938		0.31	0.003	0.34	2.77	22.5	<0.2	<10	210	1.02	1.11	0.07	0.44	27.6	3.2	47
CC82939		0.36	0.003	0.76	2.14	14.3	<0.2	<10	110	0.92	0.42	0.15	0.80	24.0	3.5	35
CC82940		0.29	0.001	1.37	2.20	24.9	<0.2	<10	110	0.72	1.54	0.12	0.75	18.15	5.5	25
CC94467		0.33	0.005	2.42	1.67	76.6	<0.2	<10	140	0.80	6.22	0.25	2.12	28.8	6.1	27
CC94468		0.42	0.004	2.53	2.20	103.0	<0.2	<10	180	1.30	8.99	0.21	2.48	32.2	13.1	42
CC94469		0.42	0.004	2.36	1.96	84.9	<0.2	<10	180	0.86	12.65	0.24	1.38	30.5	5.7	29
CC94470		0.33	0.002	2.92	2.53	18.8	<0.2	<10	150	1.33	20.5	0.26	3.68	20.2	6.7	30
CC94471		0.30	0.002	0.28	1.77	11.6	<0.2	<10	100	0.60	0.56	0.11	0.78	18.20	4.2	27
CC94472		0.36	0.002	0.67	2.33	19.1	<0.2	<10	250	0.79	2.24	0.26	1.54	21.2	5.7	35
CC94473		0.34	0.003	1.08	2.13	63.0	<0.2	<10	130	0.77	7.56	0.12	0.87	26.7	4.4	31
CC94474		0.47	0.004	0.53	2.14	40.2	<0.2	<10	170	1.00	2.27	0.41	1.24	27.3	6.8	29
CC94475		0.30	0.002	0.55	2.51	14.6	<0.2	<10	120	1.10	0.55	0.88	0.68	20.8	8.4	32
CC94476		0.37	0.002	1.08	2.87	32.8	<0.2	<10	130	1.21	3.19	0.40	3.12	20.5	10.8	37
CC94477		0.37	0.004	0.45	1.43	25.3	<0.2	<10	140	0.88	0.66	0.10	0.53	32.3	3.6	25
CC69951		0.24	0.001	0.20	0.68	3.4	<0.2	<10	40	0.25	1.32	0.13	0.23	9.22	1.8	6
CC69952		0.21	0.005	1.62	1.87	23.7	<0.2	<10	1760	0.92	9.82	0.87	3.83	24.5	4.1	36
CC69953		0.18	0.004	0.88	2.16	8.7	<0.2	<10	390	1.60	4.01	0.67	0.58	59.3	7.6	36
CC69954		0.19	0.001	0.84	1.86	7.4	<0.2	<10	280	1.42	2.94	0.19	0.96	36.7	3.7	31
CC69955		0.23	0.006	0.72	4.04	13.4	<0.2	<10	180	2.18	13.30	0.23	0.75	35.7	5.5	41
CC69956		0.21	0.006	3.35	2.88	74.3	<0.2	<10	290	2.65	32.2	0.22	2.78	86.8	11.4	33
CC69957		0.22	0.003	1.71	2.53	12.8	<0.2	<10	270	1.30	8.34	0.10	0.79	41.6	5.5	37
CC69958		0.18	0.004	2.12	2.38	16.2	<0.2	<10	460	1.68	15.50	0.36	3.02	45.9	17.8	37
CC69959		0.27	0.011	5.23	4.15	59.4	<0.2	<10	250	2.57	170.5	0.37	2.31	43.1	14.2	35
CC69960		0.19	0.004	0.76	2.59	13.7	<0.2	<10	110	2.54	0.38	0.86	3.54	68.6	7.6	38
CC69961		0.21	0.003	0.88	2.84	14.4	<0.2	<10	200	1.56	0.20	0.60	1.75	27.1	10.2	45

***** See Appendix Page for comments regarding this certificate *****

ALS Canada Ltd.
2103 Dollarton Hwy
North Vancouver BC V7H 0A7
Phone: 604 984 0221 Fax: 604 984 0218 www.alsglobal.com

To: **SILVER RANGE RESOURCES LTD.**
C/O ARCHER, CATHRO & ASSOCIATES (1981) LIMITED
1016-510 W HASTINGS ST
VANCOUVER BC V6B 1L8

Finalized Date: 26-JUL-2012
Account: RANSIL

Project: KEG (Group 2)

CERTIFICATE OF ANALYSIS WH12155828

Sample Description	Method	ME-MS41	ME-MS41	ME-MS41	ME-MS41	ME-MS41	ME-MS41	ME-MS41	ME-MS41	ME-MS41	ME-MS41	ME-MS41	ME-MS41	ME-MS41	ME-MS41	ME-MS41
	Analyte	Cs	Cu	Fe	Ga	Ge	Hf	Hg	In	K	La	Li	Mg	Mn	Mo	Na
	Units	ppm	ppm	%	ppm	ppm	ppm	ppm	ppm	%	ppm	ppm	%	ppm	ppm	%
	LOR	0.05	0.2	0.01	0.05	0.05	0.02	0.01	0.005	0.01	0.2	0.1	0.01	5	0.05	0.01
CC82923		5.78	16.5	1.74	6.44	0.14	0.14	0.05	0.025	0.40	10.1	26.6	2.64	304	2.70	0.01
CC82924		4.89	20.4	3.64	7.09	0.13	0.10	0.05	0.048	0.18	9.5	26.6	2.76	993	5.65	0.01
CC82925		2.66	51.7	1.35	4.00	0.07	0.11	0.11	0.022	0.11	8.3	11.5	0.74	148	5.14	0.02
CC82926		4.05	16.5	1.42	6.81	0.06	0.03	0.08	0.029	0.14	11.7	14.2	0.72	82	8.69	0.01
CC82927		2.65	21.5	2.27	6.09	0.06	0.03	0.06	0.037	0.07	6.5	16.7	1.03	1420	19.45	0.03
CC82928		2.53	35.1	2.14	5.27	0.07	0.02	0.05	0.043	0.14	12.7	17.3	0.84	135	13.10	0.02
CC82929		3.27	45.1	3.41	6.37	0.11	0.04	0.05	0.043	0.25	17.4	23.9	1.17	294	30.8	0.02
CC82930		3.89	24.0	2.74	8.32	0.11	0.06	0.03	0.029	0.10	6.9	24.9	2.63	382	4.43	0.02
CC82931		4.91	54.5	3.45	8.01	0.08	0.03	0.06	0.264	0.16	16.3	23.1	0.90	357	6.50	0.02
CC82932		3.40	34.3	2.47	4.80	0.08	0.06	0.06	0.103	0.16	16.0	15.4	0.71	142	5.01	0.02
CC82933		3.78	26.1	2.77	5.80	0.11	0.15	0.02	0.078	0.25	13.3	16.3	1.66	282	3.62	0.02
CC82934		3.42	28.4	2.00	5.54	0.08	0.05	0.05	0.078	0.14	11.9	13.3	0.51	116	8.52	0.01
CC82935		3.12	32.4	1.56	6.57	0.09	0.12	0.05	0.027	0.15	9.6	21.7	1.40	159	13.45	0.01
CC82936		2.17	22.6	1.68	4.91	0.07	0.07	0.03	0.020	0.14	8.0	14.2	0.94	133	7.67	0.02
CC82937		3.12	25.9	1.98	4.91	0.06	0.03	0.07	0.035	0.14	13.0	13.2	0.52	114	16.20	0.01
CC82938		7.32	47.0	3.23	10.85	0.10	0.09	0.02	0.052	0.50	15.0	29.5	1.17	160	14.85	0.02
CC82939		4.59	37.0	2.41	7.70	0.08	0.03	0.06	0.037	0.20	13.3	18.9	0.79	104	6.99	0.01
CC82940		3.51	21.0	1.83	7.51	0.06	0.03	0.04	0.042	0.09	8.1	22.6	1.33	127	3.71	0.02
CC94467		2.86	36.7	2.30	5.70	0.09	0.03	0.08	0.109	0.11	16.2	14.0	0.65	156	3.20	0.02
CC94468		5.81	35.8	3.36	7.84	0.13	0.06	0.03	0.160	0.22	17.4	29.8	1.17	390	8.08	0.02
CC94469		4.35	25.2	2.71	5.63	0.10	0.05	0.04	0.084	0.14	16.6	14.8	0.81	143	5.05	0.02
CC94470		4.78	31.4	3.76	7.19	0.13	0.05	0.06	0.411	0.19	10.5	17.5	1.01	151	3.42	0.03
CC94471		2.33	10.8	2.04	7.24	0.06	0.05	0.04	0.021	0.07	9.4	14.1	0.43	120	2.15	0.02
CC94472		3.36	19.3	2.24	6.55	0.08	0.07	0.03	0.044	0.14	10.7	15.5	0.96	198	1.85	0.02
CC94473		5.95	28.4	3.95	8.17	0.12	0.12	0.07	0.088	0.15	14.6	20.8	0.82	108	5.00	0.03
CC94474		4.84	40.1	3.10	6.60	0.13	0.07	0.02	0.054	0.19	14.1	17.7	1.06	193	3.34	0.03
CC94475		4.53	29.7	3.19	7.29	0.16	0.20	0.01	0.034	0.28	9.7	19.4	1.89	350	2.08	0.04
CC94476		5.05	29.3	2.84	8.26	0.15	0.06	0.02	0.090	0.25	9.2	21.7	2.01	303	2.10	0.02
CC94477		5.91	36.7	2.83	6.36	0.11	0.02	0.02	0.048	0.16	16.5	13.5	0.53	83	8.83	0.03
CC69951		1.23	16.8	1.35	2.70	0.05	<0.02	0.01	0.008	0.04	4.1	2.4	0.10	44	1.07	0.04
CC69952		5.63	53.4	2.32	6.42	0.13	0.05	0.06	0.087	0.11	13.4	18.2	0.95	120	10.95	0.04
CC69953		5.54	44.3	2.50	7.33	0.17	0.06	0.05	0.032	0.12	30.6	29.4	1.13	163	13.95	0.03
CC69954		4.48	33.3	2.18	6.62	0.12	0.03	0.07	0.024	0.12	15.7	17.4	0.68	87	7.36	0.03
CC69955		3.75	206	12.15	16.60	0.36	0.16	0.03	0.030	0.40	15.8	17.8	0.96	83	9.17	0.04
CC69956		4.04	57.1	5.22	8.63	0.22	0.04	0.09	0.036	0.22	34.1	25.6	0.98	251	4.13	0.03
CC69957		6.45	70.9	4.55	9.16	0.18	0.04	0.08	0.042	0.22	19.4	22.3	0.99	220	8.66	0.03
CC69958		6.83	64.9	4.15	7.91	0.19	0.04	0.11	0.040	0.27	20.3	26.6	1.33	405	15.25	0.03
CC69959		7.46	96.3	6.92	8.59	0.29	0.07	0.08	0.031	0.53	16.4	27.0	1.44	192	8.49	0.04
CC69960		5.35	43.3	2.94	7.23	0.25	0.22	0.05	0.032	0.62	24.8	29.6	2.40	305	8.09	0.03
CC69961		5.10	61.5	3.19	6.73	0.23	0.10	0.05	0.023	0.55	12.3	36.7	2.88	230	11.40	0.03

***** See Appendix Page for comments regarding this certificate *****

ALS Canada Ltd.
2103 Dollarton Hwy
North Vancouver BC V7H 0A7
Phone: 604 984 0221 Fax: 604 984 0218 www.alsglobal.com

To: **SILVER RANGE RESOURCES LTD.**
C/O ARCHER, CATHRO & ASSOCIATES (1981) LIMITED
1016-510 W HASTINGS ST
VANCOUVER BC V6B 1L8

Finalized Date: 26-JUL-2012
Account: RANSIL

Project: KEG (Group 2)

CERTIFICATE OF ANALYSIS WH12155828

Sample Description	Method	ME-MS41	ME-MS41	ME-MS41	ME-MS41	ME-MS41	ME-MS41	ME-MS41	ME-MS41	ME-MS41	ME-MS41	ME-MS41	ME-MS41	ME-MS41	ME-MS41	ME-MS41
	Analyte	Nb	Ni	P	Pb	Rb	Re	S	Sb	Sc	Se	Sn	Sr	Ta	Te	Th
	Units	ppm	ppm	ppm	ppm	ppm	ppm	%	ppm	ppm	ppm	ppm	ppm	ppm	ppm	ppm
	LOR	0.05	0.2	10	0.2	0.1	0.001	0.01	0.05	0.1	0.2	0.2	0.2	0.01	0.01	0.2
CC82923		0.58	32.4	370	17.3	30.3	0.003	0.13	1.70	2.8	2.8	0.5	22.1	<0.01	0.05	2.4
CC82924		0.70	37.7	540	33.0	27.9	0.001	0.06	2.80	4.1	1.8	0.6	11.3	<0.01	0.05	3.1
CC82925		1.39	34.1	2100	21.7	17.7	0.007	0.21	3.68	1.3	4.7	0.6	46.1	0.01	0.05	0.9
CC82926		1.57	25.0	1270	33.0	19.4	0.003	0.11	3.06	1.3	2.9	1.2	31.8	<0.01	0.05	0.3
CC82927		0.71	25.6	1070	32.4	10.0	0.003	0.12	5.55	1.3	2.8	2.0	23.1	<0.01	0.05	0.3
CC82928		1.10	48.9	1080	21.9	17.4	0.003	0.11	6.10	2.2	3.0	2.0	32.1	<0.01	0.08	1.4
CC82929		1.00	69.2	1510	30.1	27.8	0.002	0.35	7.66	2.8	5.3	1.3	56.2	<0.01	0.10	2.6
CC82930		0.97	44.6	730	23.0	17.2	0.002	0.08	3.40	3.1	1.5	2.0	23.7	<0.01	0.04	1.9
CC82931		1.47	52.9	940	248	23.7	0.001	0.12	71.8	2.5	3.9	43.1	47.2	<0.01	0.43	1.3
CC82932		1.61	36.4	910	111.5	22.0	0.001	0.08	35.9	2.9	3.2	21.3	43.1	<0.01	0.22	4.8
CC82933		1.31	38.2	630	44.3	40.3	0.001	0.08	11.65	3.4	2.0	4.7	52.9	<0.01	0.12	6.4
CC82934		1.33	36.3	680	100.0	23.0	0.002	0.13	35.8	1.8	2.9	14.5	42.5	<0.01	0.25	1.4
CC82935		1.29	69.9	1020	21.2	20.8	0.003	0.15	3.66	3.3	2.7	0.8	27.4	<0.01	0.05	3.7
CC82936		0.87	36.2	1080	11.7	17.1	0.003	0.09	2.10	2.2	1.7	0.6	29.8	<0.01	0.04	2.3
CC82937		1.02	29.4	810	24.7	34.6	0.004	0.10	3.95	2.0	2.2	0.8	37.5	<0.01	0.05	2.2
CC82938		1.97	42.5	870	28.3	54.8	0.003	0.18	3.94	4.8	6.4	1.2	65.4	<0.01	0.13	5.9
CC82939		1.63	31.0	890	15.6	29.2	0.003	0.15	2.98	2.3	4.9	1.1	49.3	<0.01	0.08	1.0
CC82940		1.43	33.5	420	52.1	12.8	0.001	0.05	10.55	2.8	2.1	5.8	21.5	<0.01	0.10	1.3
CC94467		1.39	29.2	700	52.2	18.5	0.002	0.09	28.6	2.6	2.5	3.7	27.8	<0.01	0.21	1.8
CC94468		1.41	54.0	1020	145.0	26.8	0.001	0.13	54.4	4.3	4.1	32.9	60.4	<0.01	0.30	5.2
CC94469		2.21	31.1	790	154.0	25.6	0.001	0.08	55.2	3.3	3.8	7.7	44.3	<0.01	0.30	4.6
CC94470		2.42	32.0	900	45.6	27.8	0.001	0.17	6.71	3.3	3.6	1.6	63.6	0.01	0.21	3.0
CC94471		3.11	16.0	330	16.9	19.6	<0.001	0.03	2.36	2.9	0.7	1.1	11.2	0.01	0.04	3.2
CC94472		2.11	29.0	500	43.0	26.6	<0.001	0.04	5.93	3.8	1.1	1.7	25.8	<0.01	0.06	3.7
CC94473		3.83	29.9	650	62.7	21.9	0.001	0.18	29.5	3.3	3.8	2.4	54.0	0.01	0.23	5.9
CC94474		1.75	29.4	840	37.2	29.5	<0.001	0.11	14.40	4.5	2.5	1.2	67.9	<0.01	0.12	6.0
CC94475		0.83	27.8	560	19.3	40.2	<0.001	0.07	4.92	5.1	1.6	0.9	62.5	<0.01	0.05	7.0
CC94476		1.72	37.0	720	27.6	34.7	<0.001	0.12	4.37	4.3	1.9	1.0	33.0	<0.01	0.07	4.1
CC94477		0.70	27.0	950	17.9	22.0	0.001	0.21	4.79	1.4	4.5	1.1	51.2	<0.01	0.06	0.4
CC69951		0.36	5.1	750	7.1	4.6	<0.001	0.07	1.38	0.6	1.0	0.3	24.2	<0.01	0.06	0.2
CC69952		1.42	39.0	1530	26.1	21.0	0.003	0.21	5.10	2.2	5.3	1.6	82.4	0.01	0.15	0.9
CC69953		2.87	45.1	1390	22.4	26.4	0.003	0.15	2.82	2.5	4.3	1.6	62.9	0.01	0.12	1.9
CC69954		1.79	37.6	1200	16.6	27.9	0.001	0.21	2.19	0.8	3.0	1.5	29.7	0.01	0.09	0.5
CC69955		4.03	39.0	3580	41.2	35.3	0.001	0.89	6.67	4.8	16.5	3.2	181.0	0.02	0.42	14.1
CC69956		1.82	59.4	1920	75.8	26.5	<0.001	0.45	14.95	3.4	4.4	1.8	134.0	0.01	0.27	4.4
CC69957		2.55	50.0	1520	34.4	29.1	0.001	0.34	6.16	3.6	6.1	2.8	56.9	0.01	0.16	4.4
CC69958		1.39	58.6	1930	36.6	28.0	0.002	0.37	5.85	3.6	5.3	1.7	68.9	0.01	0.23	2.6
CC69959		2.07	107.5	2340	100.5	40.1	0.001	0.81	21.6	5.4	10.3	2.0	157.5	0.01	1.56	7.7
CC69960		1.05	67.7	1650	47.0	45.3	0.006	0.46	1.98	6.4	3.5	1.1	74.2	0.01	0.07	13.9
CC69961		1.66	96.3	1480	42.9	37.7	0.013	0.63	2.92	6.8	4.5	0.7	76.6	0.01	0.08	3.6

***** See Appendix Page for comments regarding this certificate *****

ALS Canada Ltd.
2103 Dollarton Hwy
North Vancouver BC V7H 0A7
Phone: 604 984 0221 Fax: 604 984 0218 www.alsglobal.com

To: **SILVER RANGE RESOURCES LTD.**
C/O ARCHER, CATHRO & ASSOCIATES (1981) LIMITED
1016- 510 W HASTINGS ST
VANCOUVER BC V6B 1L8

Finalized Date: 26- JUL- 2012
Account: RANSIL

Project: KEG (Group 2)

CERTIFICATE OF ANALYSIS WH12155828

Sample Description	Method	ME-MS41	ME-MS41	ME-MS41	ME-MS41	ME-MS41	ME-MS41	ME-MS41	ME-MS41
	Analyte	Ti	Tl	U	V	W	Y	Zn	Zr
	Units	%	ppm	ppm	ppm	ppm	ppm	ppm	ppm
	LOR	0.005	0.02	0.05	1	0.05	0.05	2	0.5
CC82923		0.042	0.35	1.15	72	0.12	14.85	53	4.6
CC82924		0.050	0.35	2.06	101	0.14	17.45	68	3.0
CC82925		0.034	0.37	8.85	216	0.32	13.95	36	3.7
CC82926		0.051	0.52	3.07	209	0.35	6.89	65	1.3
CC82927		0.034	0.43	3.15	177	0.20	6.60	126	0.6
CC82928		0.050	0.51	5.96	147	0.25	12.15	180	0.7
CC82929		0.048	1.00	9.67	276	0.39	16.90	183	1.2
CC82930		0.058	0.29	2.52	92	0.15	10.90	175	1.9
CC82931		0.053	0.54	1.99	130	0.44	10.25	748	0.7
CC82932		0.064	0.45	1.94	83	0.28	11.65	307	2.7
CC82933		0.078	0.50	1.92	72	0.29	12.95	283	6.2
CC82934		0.046	0.41	1.77	121	0.31	6.77	203	2.1
CC82935		0.052	0.34	7.16	147	0.17	17.30	199	4.1
CC82936		0.046	0.21	3.91	105	0.20	9.26	117	2.5
CC82937		0.035	0.43	4.60	142	0.23	6.32	92	1.0
CC82938		0.098	0.80	3.31	167	0.18	6.70	99	4.2
CC82939		0.061	0.49	3.53	110	0.21	8.03	79	1.4
CC82940		0.065	0.36	1.30	70	0.22	6.74	143	1.0
CC94467		0.068	0.43	1.96	88	0.46	11.55	234	1.0
CC94468		0.055	0.59	2.10	123	0.42	10.15	484	2.8
CC94469		0.068	0.52	2.44	99	0.46	10.25	229	2.1
CC94470		0.069	0.66	2.06	114	0.43	10.45	492	1.7
CC94471		0.083	0.43	0.94	112	0.42	4.76	50	2.6
CC94472		0.071	0.39	1.39	107	0.32	9.51	201	2.7
CC94473		0.125	0.42	1.76	120	0.40	7.68	165	6.1
CC94474		0.090	0.41	2.42	79	0.34	12.75	134	3.4
CC94475		0.098	0.44	1.65	62	0.27	12.00	68	9.4
CC94476		0.070	0.47	1.39	57	0.31	10.35	464	2.2
CC94477		0.042	0.47	2.04	108	0.23	6.70	99	0.6
CC69951		0.033	0.19	0.92	32	0.15	2.60	23	<0.5
CC69952		0.040	0.53	5.64	152	0.35	12.75	327	2.0
CC69953		0.043	0.50	7.64	164	0.53	36.3	176	1.6
CC69954		0.024	0.52	4.99	107	0.39	17.65	117	0.8
CC69955		0.145	0.60	6.50	125	2.43	11.80	90	8.6
CC69956		0.031	0.44	5.84	143	0.34	23.1	292	0.8
CC69957		0.072	0.50	5.28	117	0.45	17.70	175	1.2
CC69958		0.051	0.60	9.40	184	0.48	22.2	356	1.4
CC69959		0.076	0.65	7.79	177	0.40	19.05	447	2.5
CC69960		0.064	0.55	10.65	157	0.37	50.9	181	12.5
CC69961		0.066	0.70	9.07	210	0.47	35.3	226	4.3

***** See Appendix Page for comments regarding this certificate *****

ALS Canada Ltd.
2103 Dollarton Hwy
North Vancouver BC V7H 0A7
Phone: 604 984 0221 Fax: 604 984 0218 www.alsglobal.com

To: **SILVER RANGE RESOURCES LTD.**
C/O ARCHER, CATHRO & ASSOCIATES (1981) LIMITED
1016-510 W HASTINGS ST
VANCOUVER BC V6B 1L8

Finalized Date: 26-JUL-2012
Account: RANSIL

Project: KEG (Group 2)

CERTIFICATE OF ANALYSIS WH12155828

Sample Description	Method	WEI-21	Au-ICP21	ME-MS41	ME-MS41	ME-MS41	ME-MS41	ME-MS41	ME-MS41	ME-MS41	ME-MS41	ME-MS41	ME-MS41	ME-MS41	ME-MS41	ME-MS41
	Analyte	Recvd Wt.	Au	Ag	Al	As	Au	B	Ba	Be	Bi	Ca	Cd	Ce	Co	Cr
	Units	kg	ppm	ppm	%	ppm	ppm	ppm	ppm	ppm	ppm	%	ppm	ppm	ppm	ppm
	LOR	0.02	0.001	0.01	0.01	0.1	0.2	10	10	0.05	0.01	0.01	0.01	0.02	0.1	1
CC69962		0.15	0.007	1.44	3.14	18.5	<0.2	<10	340	1.77	0.42	1.10	1.62	32.7	9.3	62
CC69963		0.20	0.003	0.82	3.07	16.8	<0.2	<10	130	3.47	0.46	0.69	1.20	121.0	6.4	52
CC69964		0.21	0.002	0.45	4.33	7.2	<0.2	<10	60	1.91	0.81	1.09	16.40	10.45	29.0	35
CC69965		0.22	0.057	3.99	2.67	150.5	<0.2	<10	120	0.98	20.1	0.14	2.94	113.5	4.0	38
CC69966		0.16	0.004	0.88	5.00	18.3	<0.2	<10	50	2.56	0.76	1.74	9.53	16.90	20.6	58
CC69967		0.22	0.002	0.84	3.75	55.8	<0.2	<10	110	1.77	5.27	0.62	6.16	31.6	10.5	45
CC69968		0.15	0.002	1.61	2.56	35.5	<0.2	<10	80	1.56	4.40	0.27	6.98	21.4	12.8	30
CC69969		0.18	0.010	1.39	2.81	85.8	<0.2	<10	100	1.80	5.36	0.36	10.30	28.7	12.6	41
CC69970		0.18	0.006	0.95	2.42	18.9	<0.2	<10	280	1.16	5.24	0.14	0.30	41.6	3.1	41
CC69971		0.20	0.003	1.26	4.87	30.0	<0.2	<10	40	4.32	33.0	1.30	27.4	28.8	64.2	22
CC69972		0.19	0.003	0.93	1.58	20.0	<0.2	<10	80	0.50	4.41	0.16	0.80	20.6	3.5	19
CC69973		0.15	0.007	0.45	1.49	9.8	<0.2	<10	110	0.72	2.49	0.24	0.60	15.80	3.5	21
CC69974		0.14	<0.001	0.68	0.81	3.3	<0.2	<10	100	0.52	0.88	0.10	0.56	16.25	2.3	8
CC69975		0.21	0.009	1.25	2.37	40.0	<0.2	<10	140	1.66	8.82	0.22	1.13	38.1	6.4	30
CC69976		0.14	0.006	1.67	2.27	11.1	<0.2	<10	150	1.15	7.61	0.13	0.98	23.7	5.5	30
CC69977		0.16	0.004	0.39	2.61	13.4	<0.2	<10	210	1.67	3.31	0.22	1.18	30.6	10.4	31
CC69978		0.25	0.003	0.70	3.16	17.2	<0.2	<10	540	2.61	4.24	0.29	2.10	37.1	18.6	30
CC69979		0.15	0.003	1.06	1.94	13.6	<0.2	<10	290	1.45	4.72	0.32	4.78	26.4	10.8	25
CC93786		0.26	0.004	1.59	3.46	14.0	<0.2	<10	50	0.90	0.19	0.11	1.16	19.40	8.7	38
CC93787		0.24	0.003	0.58	2.55	4.1	<0.2	<10	50	1.12	0.18	0.82	1.48	8.77	6.8	23
CC93788		0.23	0.003	1.46	2.84	23.1	<0.2	<10	70	2.28	2.73	0.28	5.24	26.9	16.5	44
CC93789		0.21	0.007	1.77	1.96	52.2	<0.2	<10	130	1.74	0.34	0.10	3.24	49.4	3.3	35
CC93790		0.21	0.005	1.27	2.55	540	<0.2	<10	80	12.30	0.95	0.08	6.05	73.1	5.3	25
CC93791		0.17	0.002	1.21	2.77	272	<0.2	<10	110	12.25	1.64	0.29	23.9	63.9	18.7	19
CC93792		0.18	0.003	0.73	3.47	36.3	<0.2	<10	60	2.84	2.26	0.19	5.65	36.1	15.9	29
CC93793		0.23	0.003	1.14	3.66	22.7	<0.2	<10	100	2.13	3.05	0.05	0.91	59.7	7.6	36
CC93794		0.23	0.006	1.18	3.83	21.3	<0.2	<10	110	2.86	2.40	0.23	1.94	35.6	15.4	46
CC93795		0.23	0.001	0.60	3.43	8.6	<0.2	<10	90	1.71	1.77	0.71	9.53	19.10	15.6	37
CC93796		0.24	0.002	0.32	3.72	3.9	<0.2	<10	80	1.29	0.22	4.44	1.04	13.40	5.6	37
CC93797		0.20	0.001	0.77	4.37	8.6	<0.2	<10	50	2.88	1.41	1.30	34.9	15.10	50.6	35
CC93798		0.22	0.002	0.31	2.28	86.0	<0.2	<10	90	7.98	1.32	0.58	4.79	213	9.6	16
CC93799		0.25	0.002	0.28	1.75	170.5	<0.2	<10	70	7.07	0.72	0.47	3.19	375	7.1	14
CC93800		0.16	0.004	0.09	1.30	21.9	<0.2	<10	50	13.45	0.60	0.33	1.47	>500	6.9	13
CC103401		0.15	0.003	0.64	2.57	8.0	<0.2	<10	430	1.69	1.27	1.13	3.21	26.7	6.9	31
CC103402		0.16	0.002	0.50	0.99	4.0	<0.2	<10	120	0.63	0.50	0.40	1.29	12.15	5.4	14
CC103403		0.24	0.009	3.81	2.08	8.2	<0.2	<10	110	0.66	106.0	0.19	1.54	16.45	6.3	33
CC103404		0.19	0.002	0.76	3.71	5.9	<0.2	<10	180	1.99	19.05	0.16	1.93	20.3	9.1	40
CC103405		0.12	0.001	0.38	3.94	1.9	<0.2	<10	70	1.33	1.91	1.44	1.93	10.60	7.1	39
CC103406		0.19	0.003	0.53	2.81	7.5	<0.2	<10	110	1.62	1.89	0.36	2.29	20.1	7.9	40
CC103407		0.21	0.005	1.40	5.67	19.2	<0.2	<10	40	3.36	1.85	0.63	8.29	17.85	17.9	55

***** See Appendix Page for comments regarding this certificate *****

ALS Canada Ltd.
2103 Dollarton Hwy
North Vancouver BC V7H 0A7
Phone: 604 984 0221 Fax: 604 984 0218 www.alsglobal.com

To: **SILVER RANGE RESOURCES LTD.**
C/O ARCHER, CATHRO & ASSOCIATES (1981) LIMITED
1016-510 W HASTINGS ST
VANCOUVER BC V6B 1L8

Finalized Date: 26-JUL-2012
Account: RANSIL

Project: KEG (Group 2)

CERTIFICATE OF ANALYSIS WH12155828

Sample Description	Method	ME-MS41	ME-MS41	ME-MS41	ME-MS41	ME-MS41	ME-MS41	ME-MS41	ME-MS41	ME-MS41	ME-MS41	ME-MS41	ME-MS41	ME-MS41	ME-MS41	ME-MS41
	Analyte	Cs	Cu	Fe	Ga	Ge	Hf	Hg	In	K	La	Li	Mg	Mn	Mo	Na
	Units	ppm	ppm	%	ppm	ppm	ppm	ppm	ppm	%	ppm	ppm	%	ppm	ppm	%
	LOR	0.05	0.2	0.01	0.05	0.05	0.02	0.01	0.005	0.01	0.2	0.1	0.01	5	0.05	0.01
CC69962		9.67	102.5	3.49	7.60	0.23	0.08	0.16	0.037	0.68	14.6	57.2	2.30	232	11.45	0.03
CC69963		6.74	51.5	2.91	10.45	0.24	0.10	0.10	0.047	0.30	48.4	38.7	2.03	274	12.45	0.02
CC69964		6.00	69.5	3.71	11.05	0.25	0.27	0.01	0.010	0.86	3.5	27.1	3.00	450	0.91	0.03
CC69965		6.24	49.1	4.08	8.18	0.31	0.11	0.06	0.146	0.81	55.6	18.8	1.88	137	2.40	0.03
CC69966		11.45	40.4	4.23	13.95	0.23	0.33	0.02	0.035	1.01	6.6	38.0	4.38	459	3.81	0.04
CC69967		7.97	35.0	3.04	9.99	0.24	0.10	0.03	0.028	0.69	12.0	26.2	2.57	288	5.70	0.04
CC69968		4.11	30.9	2.48	6.94	0.17	0.04	0.06	0.024	0.32	8.4	17.9	1.49	223	3.89	0.03
CC69969		4.93	27.0	2.62	8.01	0.23	0.12	0.04	0.018	0.58	10.4	19.1	1.84	184	4.42	0.02
CC69970		8.11	56.7	4.90	8.72	0.20	0.05	0.02	0.044	0.46	23.0	20.9	0.96	104	13.65	0.05
CC69971		3.42	215	8.70	7.25	0.25	0.17	0.02	0.080	0.04	14.2	21.3	0.66	703	23.4	0.03
CC69972		2.82	80.1	4.78	5.37	0.10	0.02	0.11	0.020	0.08	10.1	7.5	0.29	101	8.41	0.03
CC69973		3.16	43.0	2.18	5.10	0.07	<0.02	0.08	0.018	0.05	8.0	9.2	0.38	63	5.73	0.03
CC69974		1.43	13.8	0.93	2.95	0.05	<0.02	0.04	0.011	0.04	5.9	3.9	0.15	177	1.43	0.04
CC69975		4.49	132.0	4.98	7.38	0.18	0.05	0.04	0.029	0.17	16.2	21.4	0.91	144	5.59	0.02
CC69976		4.60	66.7	4.39	7.91	0.15	0.03	0.07	0.022	0.13	10.4	15.8	0.74	174	5.14	0.03
CC69977		4.09	48.3	3.88	8.82	0.14	0.07	0.04	0.021	0.14	11.7	18.0	0.77	118	3.92	0.02
CC69978		5.79	45.4	4.39	8.12	0.16	0.06	0.07	0.052	0.19	14.8	19.5	0.87	321	4.94	0.02
CC69979		4.06	54.6	3.00	6.59	0.12	0.03	0.11	0.030	0.11	12.1	15.9	0.76	260	5.46	0.02
CC93786		6.24	52.3	6.36	10.55	0.28	0.10	0.06	0.016	0.37	6.2	25.0	2.71	331	2.26	0.03
CC93787		3.15	19.5	2.09	7.84	0.16	0.10	0.04	0.030	0.31	4.6	19.8	2.35	344	1.67	0.02
CC93788		5.44	64.1	3.17	7.66	0.18	0.03	0.15	0.084	0.36	12.1	36.7	2.07	257	10.95	0.02
CC93789		9.45	108.0	3.08	5.78	0.23	0.05	0.22	0.130	0.46	27.2	18.4	1.05	123	57.1	0.02
CC93790		5.14	181.5	19.95	3.09	0.39	0.09	0.05	0.064	0.11	29.6	5.2	0.27	46	141.0	0.01
CC93791		2.94	138.5	18.05	4.36	0.35	0.12	0.03	0.042	0.15	19.3	5.8	0.30	71	33.7	0.01
CC93792		5.13	60.1	4.66	8.12	0.22	0.17	0.04	0.026	0.45	12.0	16.5	1.16	214	3.24	0.04
CC93793		7.80	49.1	5.00	10.30	0.31	0.08	0.03	0.020	0.60	21.6	17.7	1.88	142	4.93	0.02
CC93794		5.02	46.6	5.26	9.54	0.26	0.14	0.06	0.023	0.49	15.6	16.4	1.33	209	9.90	0.03
CC93795		5.42	30.9	3.04	9.02	0.25	0.13	0.03	0.029	0.57	7.1	20.0	2.57	276	3.86	0.03
CC93796		5.04	16.7	1.66	10.20	0.26	0.39	0.02	0.023	1.06	5.2	30.6	4.17	404	5.19	0.05
CC93797		5.13	65.7	4.25	10.25	0.25	0.15	0.05	0.016	0.72	5.4	24.9	3.27	469	2.35	0.03
CC93798		6.34	24.8	2.81	10.35	0.38	0.68	0.07	0.246	0.34	68.8	38.4	0.84	501	6.22	0.01
CC93799		6.39	26.0	2.78	10.25	0.64	0.54	0.10	0.215	0.25	123.5	38.6	0.65	593	11.30	0.01
CC93800		10.30	17.7	4.57	12.10	0.87	0.22	0.14	0.141	0.12	220	18.0	0.30	527	6.74	0.01
CC103401		4.91	27.0	1.95	7.85	0.19	0.09	0.07	0.028	0.40	12.0	25.2	2.65	281	6.46	0.03
CC103402		1.68	15.4	1.29	3.32	0.08	<0.02	0.04	0.012	0.10	5.1	7.5	0.51	244	2.99	0.03
CC103403		2.95	95.0	8.03	7.29	0.26	0.04	0.04	0.032	0.27	9.0	20.3	1.29	99	8.66	0.03
CC103404		4.12	83.1	11.05	10.15	0.30	0.06	0.05	0.056	0.36	8.5	17.1	1.76	180	62.0	0.04
CC103405		5.13	14.6	2.43	9.86	0.20	0.06	0.03	0.017	0.37	4.0	17.1	3.50	356	2.99	0.04
CC103406		4.57	52.6	2.23	8.18	0.18	0.06	0.07	0.055	0.26	9.0	25.9	2.16	237	16.50	0.02
CC103407		8.96	124.0	4.33	14.80	0.44	0.23	0.04	0.229	0.95	6.5	33.7	2.60	247	30.2	0.04

***** See Appendix Page for comments regarding this certificate *****

ALS Canada Ltd.
2103 Dollarton Hwy
North Vancouver BC V7H 0A7
Phone: 604 984 0221 Fax: 604 984 0218 www.alsglobal.com

To: **SILVER RANGE RESOURCES LTD.**
C/O ARCHER, CATHRO & ASSOCIATES (1981) LIMITED
1016-510 W HASTINGS ST
VANCOUVER BC V6B 1L8

Finalized Date: 26-JUL-2012
Account: RANSIL

Project: KEG (Group 2)

CERTIFICATE OF ANALYSIS WH12155828

Sample Description	Method	ME-MS41	ME-MS41	ME-MS41	ME-MS41	ME-MS41	ME-MS41	ME-MS41	ME-MS41	ME-MS41	ME-MS41	ME-MS41	ME-MS41	ME-MS41	ME-MS41	ME-MS41
	Analyte	Nb	Ni	P	Pb	Rb	Re	S	Sb	Sc	Se	Sn	Sr	Ta	Te	Th
	Units	ppm	ppm	ppm	ppm	ppm	ppm	%	ppm	ppm	ppm	ppm	ppm	ppm	ppm	ppm
	LOR	0.05	0.2	10	0.2	0.1	0.001	0.01	0.05	0.1	0.2	0.2	0.2	0.01	0.01	0.2
CC69962		1.42	94.4	5970	70.0	40.3	0.011	0.87	3.39	9.0	9.0	0.7	134.5	0.01	0.20	4.8
CC69963		3.91	61.8	2440	37.7	37.3	0.002	0.17	2.87	3.0	5.5	2.7	63.2	0.02	0.08	2.5
CC69964		0.28	137.0	710	9.5	63.5	0.001	0.10	1.04	7.0	1.5	0.7	59.9	<0.01	0.05	6.9
CC69965		0.43	47.2	2130	77.0	52.6	0.001	0.84	7.66	7.0	8.7	2.2	132.5	<0.01	0.21	17.2
CC69966		0.33	75.1	860	15.0	89.2	0.001	0.31	5.17	8.0	2.8	0.8	142.0	0.01	0.07	7.1
CC69967		1.82	55.2	1470	21.6	52.4	0.001	0.35	5.72	5.5	3.8	1.3	82.3	0.01	0.11	7.4
CC69968		1.27	58.9	910	13.6	29.4	0.001	0.24	2.34	2.6	3.3	0.8	61.0	<0.01	0.10	2.2
CC69969		1.67	101.0	890	17.1	48.4	0.002	0.17	3.01	4.5	4.7	1.3	75.1	<0.01	0.19	6.3
CC69970		1.07	25.0	2800	20.8	47.3	0.001	0.39	4.74	4.2	6.5	1.4	132.5	<0.01	0.19	9.5
CC69971		0.39	390	3270	120.5	6.4	0.003	0.11	39.6	3.7	7.9	0.6	51.4	0.01	0.19	7.2
CC69972		1.20	24.6	1500	22.4	13.1	0.001	0.25	4.30	1.2	4.4	0.9	33.7	0.01	0.17	0.6
CC69973		0.65	29.3	1680	13.9	9.5	0.002	0.18	1.98	0.4	3.2	0.6	37.1	<0.01	0.11	<0.2
CC69974		0.61	7.7	610	6.3	9.5	<0.001	0.09	0.73	0.3	1.0	0.4	14.9	<0.01	0.04	<0.2
CC69975		2.58	40.2	1230	48.6	25.9	0.001	0.24	10.95	3.6	7.9	2.8	43.2	0.01	0.45	4.3
CC69976		2.11	32.9	1040	27.1	24.7	<0.001	0.21	4.88	3.4	5.0	1.7	43.7	0.01	0.26	3.6
CC69977		2.93	52.1	660	26.3	25.5	0.001	0.21	4.81	4.6	3.8	1.6	82.6	0.02	0.10	7.5
CC69978		2.10	66.6	2330	35.5	23.9	0.001	0.25	5.17	4.0	3.7	1.4	275	0.01	0.12	3.8
CC69979		1.50	41.8	1300	30.6	19.4	0.001	0.17	3.59	1.7	3.7	1.2	47.9	0.01	0.12	0.8
CC93786		2.36	41.9	590	37.6	32.3	0.001	0.38	2.70	7.6	2.8	1.0	46.4	0.02	0.04	6.7
CC93787		1.34	27.7	360	17.5	29.9	0.001	0.07	1.18	4.4	1.4	0.5	36.5	<0.01	0.03	3.1
CC93788		0.99	110.5	1180	46.2	30.6	0.004	0.28	4.15	3.9	6.6	1.2	88.2	<0.01	0.11	1.9
CC93789		1.17	48.8	1420	63.4	40.0	0.015	0.58	16.45	3.9	20.0	1.2	73.7	<0.01	0.26	2.7
CC93790		0.53	77.6	6070	16.0	12.2	0.003	0.18	39.0	3.8	11.5	0.9	126.5	0.01	0.07	9.5
CC93791		0.89	193.5	4100	12.3	12.2	0.002	0.18	28.3	3.7	4.1	0.7	175.0	0.02	0.05	12.3
CC93792		1.05	59.0	990	20.6	33.7	0.001	0.41	2.67	4.6	4.3	1.0	169.5	0.01	0.08	8.7
CC93793		2.12	58.5	1270	22.0	49.4	0.001	0.47	3.01	6.7	7.7	1.8	119.5	0.01	0.08	7.7
CC93794		1.70	72.8	1340	31.3	40.3	0.001	0.36	3.13	5.0	6.7	1.1	132.5	0.01	0.09	9.4
CC93795		1.65	75.7	660	11.2	47.4	0.001	0.19	1.49	5.7	3.0	1.1	90.9	0.01	0.05	6.8
CC93796		0.69	30.1	620	13.8	76.3	0.002	0.07	1.16	5.6	1.3	0.8	95.4	<0.01	0.02	7.3
CC93797		1.06	167.5	850	10.7	66.1	0.001	0.23	1.28	6.3	3.1	0.9	139.0	0.01	0.05	7.4
CC93798		5.86	39.0	740	42.6	55.3	0.002	0.10	3.94	4.0	8.1	5.2	38.6	0.02	0.07	57.1
CC93799		5.95	21.2	920	49.4	48.0	0.003	0.06	5.21	4.1	16.0	3.2	33.1	0.03	0.04	70.2
CC93800		2.53	15.0	1260	62.4	55.9	0.007	0.04	2.49	3.2	30.8	2.2	24.2	0.05	0.03	35.1
CC103401		1.72	47.7	1230	37.2	32.0	0.003	0.14	1.72	5.6	3.1	0.8	59.2	0.01	0.05	2.8
CC103402		0.55	17.1	1000	10.8	15.9	<0.001	0.16	0.88	0.4	1.4	0.3	30.1	<0.01	0.03	<0.2
CC103403		2.79	36.0	880	120.0	24.2	0.002	0.54	13.75	6.8	12.2	4.0	54.8	0.02	1.12	5.4
CC103404		2.83	45.2	1070	25.0	28.7	0.001	0.77	5.11	6.0	9.8	1.6	121.5	0.02	0.29	9.6
CC103405		1.01	38.3	650	6.3	35.2	<0.001	0.09	0.42	4.5	1.1	0.7	75.8	<0.01	0.03	3.8
CC103406		1.76	68.6	1180	14.2	31.3	0.004	0.18	1.27	3.9	6.6	0.7	49.5	0.01	0.08	1.0
CC103407		0.96	137.5	1840	38.7	79.5	0.018	0.57	8.04	6.6	14.5	1.2	224	0.01	0.16	7.5

***** See Appendix Page for comments regarding this certificate *****

ALS Canada Ltd.
2103 Dollarton Hwy
North Vancouver BC V7H 0A7
Phone: 604 984 0221 Fax: 604 984 0218 www.alsglobal.com

To: **SILVER RANGE RESOURCES LTD.**
C/O ARCHER, CATHRO & ASSOCIATES (1981) LIMITED
1016- 510 W HASTINGS ST
VANCOUVER BC V6B 1L8

Finalized Date: 26- JUL- 2012
Account: RANSIL

Project: KEG (Group 2)

CERTIFICATE OF ANALYSIS WH12155828

Sample Description	Method	ME-MS41	ME-MS41	ME-MS41	ME-MS41	ME-MS41	ME-MS41	ME-MS41	ME-MS41
	Analyte	Ti	Tl	U	V	W	Y	Zn	Zr
	Units	%	ppm	ppm	ppm	ppm	ppm	ppm	ppm
	LOR	0.005	0.02	0.05	1	0.05	0.05	2	0.5
CC69962		0.066	0.70	15.70	210	0.46	41.6	169	3.0
CC69963		0.038	0.51	17.20	203	0.57	87.0	224	1.4
CC69964		0.091	0.65	2.59	98	0.35	27.0	778	13.0
CC69965		0.068	6.50	5.09	85	0.17	21.7	223	7.0
CC69966		0.087	0.71	4.17	121	0.22	26.5	514	20.0
CC69967		0.098	1.32	4.06	115	0.28	31.9	324	4.7
CC69968		0.064	0.56	2.19	67	0.21	14.20	502	1.6
CC69969		0.096	0.87	2.35	75	0.13	21.2	551	5.5
CC69970		0.051	3.00	6.09	203	0.40	15.20	73	2.6
CC69971		0.011	0.34	31.4	143	0.51	72.5	1380	10.9
CC69972		0.035	0.46	3.82	90	0.57	9.29	92	0.7
CC69973		0.015	0.32	4.46	59	0.56	8.21	94	<0.5
CC69974		0.021	0.19	1.61	32	0.14	5.90	47	<0.5
CC69975		0.069	0.43	4.65	93	2.15	18.55	162	1.5
CC69976		0.066	0.28	2.90	74	0.90	9.57	106	1.1
CC69977		0.068	0.32	2.53	69	0.54	13.70	118	2.2
CC69978		0.048	0.41	5.77	87	0.48	21.7	273	1.5
CC69979		0.036	0.30	3.21	87	0.36	13.35	187	0.8
CC93786		0.100	0.55	3.08	48	0.20	9.92	495	4.8
CC93787		0.062	0.28	1.04	47	0.14	7.32	123	4.2
CC93788		0.053	0.55	4.05	174	0.17	22.0	925	0.7
CC93789		0.060	1.35	8.54	277	0.23	15.45	247	2.5
CC93790		0.016	0.47	19.60	774	0.50	32.6	1080	2.1
CC93791		0.045	0.29	9.14	82	0.44	52.6	2960	5.1
CC93792		0.085	0.54	2.94	73	0.20	23.1	442	9.2
CC93793		0.131	0.98	2.66	63	0.24	17.85	280	4.4
CC93794		0.087	0.73	3.80	85	0.34	23.4	361	7.8
CC93795		0.087	0.84	2.81	86	0.16	19.40	405	5.3
CC93796		0.095	0.55	1.71	75	0.27	14.25	86	19.3
CC93797		0.074	0.80	2.51	52	0.19	22.1	577	6.6
CC93798		0.022	1.46	28.7	92	0.67	206	269	29.4
CC93799		0.024	1.93	54.1	64	0.93	364	197	24.2
CC93800		0.031	0.64	66.7	46	1.06	>500	137	3.5
CC103401		0.059	0.49	4.69	124	0.30	21.7	208	3.8
CC103402		0.021	0.20	2.59	57	0.15	8.48	62	<0.5
CC103403		0.111	0.47	3.48	74	3.67	7.68	196	1.8
CC103404		0.108	0.60	3.76	83	0.71	12.15	538	2.2
CC103405		0.062	0.64	2.19	76	0.27	6.74	155	2.3
CC103406		0.064	0.41	9.23	189	0.41	18.70	213	2.1
CC103407		0.105	1.11	13.55	314	0.64	24.2	666	14.8

***** See Appendix Page for comments regarding this certificate *****

ALS Canada Ltd.
2103 Dollarton Hwy
North Vancouver BC V7H 0A7
Phone: 604 984 0221 Fax: 604 984 0218 www.alsglobal.com

To: **SILVER RANGE RESOURCES LTD.**
C/O ARCHER, CATHRO & ASSOCIATES (1981) LIMITED
1016-510 W HASTINGS ST
VANCOUVER BC V6B 1L8

Finalized Date: 26-JUL-2012
Account: RANSIL

Project: KEG (Group 2)

CERTIFICATE OF ANALYSIS WH12155828

Sample Description	Method	WEI-21	Au-ICP21	ME-MS41	ME-MS41	ME-MS41	ME-MS41	ME-MS41	ME-MS41	ME-MS41	ME-MS41	ME-MS41	ME-MS41	ME-MS41	ME-MS41	ME-MS41
	Analyte	Recvd Wt.	Au	Ag	Al	As	Au	B	Ba	Be	Bi	Ca	Cd	Ce	Co	Cr
	Units	kg	ppm	ppm	%	ppm	ppm	ppm	ppm	ppm	ppm	%	ppm	ppm	ppm	ppm
	LOR	0.02	0.001	0.01	0.01	0.1	0.2	10	10	0.05	0.01	0.01	0.01	0.02	0.1	1
CC103408		0.19	0.021	2.58	3.44	71.6	<0.2	<10	70	2.34	10.75	0.94	90.8	50.1	28.1	33
CC103409		0.17	0.003	1.00	3.74	12.0	<0.2	<10	40	1.80	14.05	1.28	16.95	11.40	12.6	35
CC103410		0.18	0.001	0.47	3.83	4.7	<0.2	<10	50	1.50	1.56	1.40	3.16	11.65	7.2	40
CC103411		0.23	0.001	0.78	2.79	50.1	<0.2	<10	100	1.99	7.90	0.39	4.80	22.8	15.0	34
CC103412		0.17	0.001	0.37	3.63	28.6	<0.2	<10	60	1.46	2.09	3.47	9.48	10.65	9.8	34
CC103413		0.17	0.003	0.98	4.17	31.1	<0.2	<10	120	1.84	9.59	1.19	12.05	22.6	12.2	34
CC103414		0.18	0.002	0.62	5.50	51.3	<0.2	<10	100	2.18	5.26	1.51	2.77	19.05	10.4	23
CC103415		0.25	0.004	1.61	3.65	35.4	<0.2	<10	90	2.34	3.66	0.18	1.54	38.2	15.9	36
CC103416		0.25	0.161	27.3	2.54	6760	<0.2	<10	160	1.49	103.0	0.12	2.69	58.5	13.7	45
CC103417		0.23	0.005	0.55	2.26	59.9	<0.2	<10	130	1.01	1.70	0.25	0.99	23.1	6.5	37
CC103418		0.21	0.001	0.36	4.02	17.4	<0.2	<10	60	1.76	0.26	0.44	3.14	15.80	15.3	43
CC103419		0.17	0.003	0.74	3.52	52.4	<0.2	<10	80	1.21	2.72	0.13	1.56	23.1	13.8	38
CC103420		0.18	0.002	0.67	3.13	10.3	<0.2	<10	50	1.15	0.42	0.23	0.92	12.05	8.4	24
CC103421		0.13	0.002	0.57	3.04	10.1	<0.2	<10	70	1.03	0.40	0.77	0.67	11.35	8.5	24
CC103422		0.13	0.002	0.64	2.45	8.5	<0.2	<10	60	0.93	0.43	0.64	0.59	8.06	8.2	23
CC103423		0.20	0.003	0.54	2.98	8.7	<0.2	<10	70	1.15	0.31	0.53	0.50	11.95	8.7	24
CC103424		0.16	0.003	0.53	2.72	11.6	<0.2	<10	130	1.11	0.77	0.89	1.05	15.35	8.2	30
CC103425		0.14	0.002	0.45	3.24	13.6	<0.2	<10	70	1.05	0.53	1.22	0.82	10.55	9.1	29
CC103426		0.17	0.002	0.42	3.27	16.6	<0.2	<10	40	1.13	0.54	3.29	0.85	8.71	14.9	22
CC103427		0.18	0.003	1.21	4.08	5.4	<0.2	<10	80	1.10	2.19	0.31	1.92	10.05	15.2	22
CC103428		0.16	<0.001	0.51	3.60	6.3	<0.2	<10	50	1.24	0.60	1.15	0.67	11.65	10.3	33
CC103429		0.18	0.001	0.27	2.68	5.1	<0.2	<10	80	0.86	1.45	0.48	0.42	13.05	6.1	26
CC103430		0.15	<0.001	0.44	3.43	6.6	<0.2	<10	70	1.04	0.62	1.07	2.70	9.58	9.1	33
CC103431		0.13	0.002	0.30	2.48	13.7	<0.2	<10	70	0.66	0.61	0.22	0.44	20.6	6.7	33
CC103432		0.18	0.005	0.94	3.74	27.5	<0.2	<10	30	1.34	1.08	1.77	2.85	13.35	11.3	37
CC103433		0.22	0.003	0.45	3.83	10.2	<0.2	<10	40	1.31	0.45	4.19	0.62	9.99	9.3	37
CC103434		0.25	0.002	0.81	3.32	9.3	<0.2	<10	110	1.61	1.11	1.49	1.17	14.55	15.0	21
CC103435		0.20	0.009	2.22	1.26	191.5	<0.2	<10	60	0.74	4.32	1.06	2.44	80.8	11.2	27
CC103436		0.14	0.001	0.58	3.12	9.8	<0.2	<10	70	1.16	0.66	1.67	1.03	11.50	11.9	34
CC103437		0.09	NSS	0.46	1.94	7.7	<0.2	<10	70	0.58	0.84	0.73	0.89	9.98	6.2	21
CC103438		0.21	0.007	0.56	2.90	16.0	<0.2	<10	70	0.97	1.23	1.06	1.21	12.60	7.6	30
CC103439		0.15	0.002	0.74	3.56	13.3	<0.2	<10	60	1.10	0.99	1.46	0.67	11.55	8.6	35
CC103440		0.14	0.006	1.04	3.68	76.1	<0.2	<10	40	1.36	1.66	2.18	4.80	8.68	12.5	31
CC103441		0.31	0.005	1.22	3.49	285	<0.2	<10	30	1.00	3.57	7.48	3.85	11.50	9.0	30
CC103442		0.24	0.020	12.45	3.68	1975	<0.2	<10	30	2.10	77.6	1.55	5.22	38.1	35.6	46
ZZ24536		0.22	0.002	0.66	3.14	9.9	<0.2	<10	80	1.02	1.03	3.75	0.79	11.00	5.4	32
ZZ24537		0.20	0.001	0.67	2.75	6.1	<0.2	<10	60	0.97	0.47	5.71	0.10	6.60	8.3	18
ZZ24538		0.22	0.003	0.58	2.63	6.0	<0.2	<10	130	1.07	0.19	3.26	0.35	13.90	5.9	23
ZZ24539		0.18	0.005	0.98	2.00	25.0	<0.2	<10	660	1.06	0.67	1.67	4.85	23.4	9.5	33
ZZ24540		0.29	0.012	3.49	1.97	67.7	<0.2	<10	230	1.85	1.02	0.68	1.47	62.9	8.2	81

***** See Appendix Page for comments regarding this certificate *****

ALS Canada Ltd.
2103 Dollarton Hwy
North Vancouver BC V7H 0A7
Phone: 604 984 0221 Fax: 604 984 0218 www.alsglobal.com

To: **SILVER RANGE RESOURCES LTD.**
C/O ARCHER, CATHRO & ASSOCIATES (1981) LIMITED
1016-510 W HASTINGS ST
VANCOUVER BC V6B 1L8

Finalized Date: 26-JUL-2012
Account: RANSIL

Project: KEG (Group 2)

CERTIFICATE OF ANALYSIS WH12155828

Sample Description	Method	ME-MS41	ME-MS41	ME-MS41	ME-MS41	ME-MS41	ME-MS41	ME-MS41	ME-MS41	ME-MS41	ME-MS41	ME-MS41	ME-MS41	ME-MS41	ME-MS41	ME-MS41
	Analyte	Cs	Cu	Fe	Ga	Ge	Hf	Hg	In	K	La	Li	Mg	Mn	Mo	Na
	Units	ppm	ppm	%	ppm	ppm	ppm	ppm	ppm	%	ppm	ppm	%	ppm	ppm	%
	LOR	0.05	0.2	0.01	0.05	0.05	0.02	0.01	0.005	0.01	0.2	0.1	0.01	5	0.05	0.01
CC103408		8.62	184.0	4.69	7.79	0.30	0.26	0.04	0.080	0.55	22.2	41.1	2.10	219	8.76	0.04
CC103409		5.51	60.2	3.28	8.73	0.21	0.15	0.03	0.064	0.39	4.6	30.2	2.75	340	9.88	0.06
CC103410		4.75	20.8	1.99	9.55	0.20	0.09	0.02	0.016	0.47	4.7	25.0	3.05	288	1.46	0.04
CC103411		4.65	30.5	2.76	8.08	0.23	0.05	0.02	0.032	0.47	8.7	26.0	2.08	237	6.66	0.02
CC103412		4.72	22.6	2.11	9.10	0.20	0.11	0.02	0.022	0.68	4.2	22.5	3.17	346	2.89	0.05
CC103413		6.50	52.2	4.09	8.57	0.20	0.07	0.03	0.045	0.64	8.9	23.8	2.35	223	4.21	0.02
CC103414		5.73	59.3	5.32	8.71	0.19	0.15	0.03	0.019	0.74	8.1	13.0	1.19	167	4.62	0.04
CC103415		7.21	54.2	4.02	9.22	0.26	0.07	0.09	0.018	0.45	14.3	22.6	1.68	285	8.30	0.03
CC103416		4.07	49.1	6.88	8.82	0.37	0.08	0.07	0.173	0.86	27.0	20.3	1.25	222	4.85	0.03
CC103417		3.33	19.1	2.13	6.64	0.16	0.05	0.05	0.024	0.40	9.6	17.1	1.16	226	6.54	0.02
CC103418		7.00	15.0	2.07	10.10	0.24	0.05	0.02	0.018	0.56	5.8	30.9	3.00	335	1.61	0.01
CC103419		4.59	37.5	3.90	8.57	0.11	0.05	0.06	0.073	0.16	9.6	22.1	1.53	200	6.57	0.01
CC103420		3.05	26.2	3.02	7.63	0.15	0.11	0.04	0.035	0.20	4.9	22.1	2.24	241	2.41	<0.01
CC103421		2.68	25.3	2.63	7.60	0.13	0.10	0.04	0.033	0.27	4.4	19.8	2.26	236	1.94	0.01
CC103422		2.14	25.3	2.64	7.47	0.09	0.06	0.05	0.030	0.19	3.6	16.3	1.62	165	2.39	0.01
CC103423		2.61	27.8	2.64	8.02	0.11	0.08	0.03	0.041	0.28	5.0	18.8	1.98	260	1.85	0.01
CC103424		2.35	32.6	2.61	6.91	0.10	0.10	0.03	0.028	0.20	6.6	14.9	1.22	168	3.24	0.03
CC103425		3.23	28.9	3.06	7.46	0.12	0.08	0.04	0.030	0.34	4.2	16.8	2.07	347	2.50	0.02
CC103426		2.22	24.4	3.90	6.70	0.08	0.09	0.04	0.023	0.30	3.3	14.1	1.47	538	1.14	0.01
CC103427		2.35	68.6	6.57	7.20	0.12	0.06	0.06	0.041	0.28	3.8	11.5	1.29	225	3.05	0.01
CC103428		3.25	24.6	2.43	9.06	0.14	0.06	0.05	0.023	0.30	3.8	19.8	2.49	327	2.29	0.03
CC103429		2.64	19.1	2.23	6.63	<0.05	0.04	0.04	0.016	0.12	5.1	14.1	1.10	151	1.28	0.01
CC103430		3.55	26.5	2.29	8.23	0.10	0.06	0.05	0.026	0.18	4.1	18.8	2.35	314	2.83	0.02
CC103431		2.89	12.7	2.59	8.35	0.06	0.04	0.03	0.021	0.11	9.3	22.1	1.42	235	1.98	0.01
CC103432		3.91	30.6	2.98	8.84	0.11	0.09	0.03	0.060	0.32	5.3	24.0	2.56	362	0.86	0.05
CC103433		5.16	26.8	2.45	9.46	0.17	0.11	0.01	0.027	0.60	4.1	23.6	3.76	358	0.87	0.04
CC103434		12.65	31.0	3.92	9.85	0.07	0.13	0.03	0.024	0.48	6.5	19.6	1.95	374	2.20	0.01
CC103435		4.32	57.3	4.98	4.82	0.15	0.14	0.19	0.093	0.28	35.0	12.1	0.98	463	7.46	0.01
CC103436		3.89	28.5	2.51	8.24	0.13	0.09	0.03	0.027	0.43	5.0	20.4	2.64	383	1.57	0.03
CC103437		2.26	18.0	1.84	5.59	0.09	0.02	0.04	0.017	0.15	4.1	13.5	1.44	272	2.03	0.01
CC103438		3.18	24.6	2.71	7.02	0.11	0.07	0.04	0.021	0.33	5.3	19.1	2.02	406	1.67	0.02
CC103439		3.93	25.2	2.86	8.27	0.12	0.06	0.03	0.021	0.27	4.7	24.1	2.88	436	1.06	0.03
CC103440		3.93	30.8	3.45	7.91	0.12	0.09	0.06	0.079	0.60	3.4	18.9	2.16	432	1.26	0.06
CC103441		6.52	42.6	4.90	9.57	0.20	0.24	0.01	0.032	0.90	4.5	72.8	4.47	655	1.41	0.01
CC103442		2.69	87.3	5.62	10.70	0.23	0.18	0.08	0.071	0.27	8.9	36.0	2.71	513	3.52	0.02
ZZ24536		5.26	21.4	1.93	8.66	0.14	0.40	0.01	0.023	0.78	3.6	22.6	3.72	376	3.34	0.01
ZZ24537		5.55	43.0	4.81	6.92	0.14	0.88	0.01	0.022	0.99	2.5	21.4	3.17	524	1.24	0.01
ZZ24538		3.62	25.7	2.28	7.29	0.13	0.34	0.04	0.028	0.82	4.9	21.5	2.77	315	2.30	0.02
ZZ24539		6.11	65.0	2.96	6.02	0.14	0.12	0.06	0.074	0.29	13.6	24.1	1.76	268	33.8	0.04
ZZ24540		10.40	177.5	6.84	7.91	0.18	0.15	0.24	0.104	0.48	41.2	33.8	0.65	117	58.3	0.02

***** See Appendix Page for comments regarding this certificate *****

ALS Canada Ltd.
2103 Dollarton Hwy
North Vancouver BC V7H 0A7
Phone: 604 984 0221 Fax: 604 984 0218 www.alsglobal.com

To: **SILVER RANGE RESOURCES LTD.**
C/O ARCHER, CATHRO & ASSOCIATES (1981) LIMITED
1016-510 W HASTINGS ST
VANCOUVER BC V6B 1L8

Finalized Date: 26-JUL-2012
Account: RANSIL

Project: KEG (Group 2)

CERTIFICATE OF ANALYSIS WH12155828

Sample Description	Method	ME-MS41	ME-MS41	ME-MS41	ME-MS41	ME-MS41	ME-MS41	ME-MS41	ME-MS41	ME-MS41	ME-MS41	ME-MS41	ME-MS41	ME-MS41	ME-MS41	ME-MS41
	Analyte	Nb	Ni	P	Pb	Rb	Re	S	Sb	Sc	Se	Sn	Sr	Ta	Te	Th
	Units	ppm	ppm	ppm	ppm	ppm	ppm	%	ppm	ppm	ppm	ppm	ppm	ppm	ppm	ppm
	LOR	0.05	0.2	10	0.2	0.1	0.001	0.01	0.05	0.1	0.2	0.2	0.2	0.01	0.01	0.2
CC103408		0.96	186.0	1380	39.8	41.5	0.002	0.48	12.45	6.5	15.5	6.3	111.0	0.02	0.41	13.3
CC103409		1.21	115.5	590	14.6	34.1	0.003	0.17	3.58	3.4	7.2	0.8	79.4	<0.01	0.60	6.5
CC103410		1.14	34.3	560	9.3	38.8	0.001	0.06	1.30	4.5	1.5	0.7	72.2	<0.01	0.04	5.2
CC103411		1.68	64.6	740	15.6	42.8	0.001	0.24	3.25	3.9	3.1	1.1	58.2	<0.01	0.13	2.8
CC103412		1.24	55.6	630	10.3	59.6	<0.001	0.09	1.16	4.3	1.9	0.6	95.8	<0.01	0.09	5.8
CC103413		1.62	74.5	660	11.9	48.2	0.001	0.26	3.53	4.7	6.1	1.3	83.4	<0.01	0.33	5.0
CC103414		1.44	54.4	1200	16.9	44.4	<0.001	0.69	2.95	4.9	11.7	0.7	399	0.02	0.16	8.6
CC103415		2.01	66.9	1250	20.5	36.3	0.001	0.38	3.80	5.3	5.5	1.0	105.0	0.01	0.10	5.7
CC103416		1.33	58.9	1150	585	45.6	0.001	1.46	43.0	5.6	33.8	57.1	129.5	0.01	7.80	10.3
CC103417		2.12	43.2	780	26.4	32.1	0.001	0.19	3.28	3.4	4.1	1.1	40.9	<0.01	0.12	3.4
CC103418		1.55	65.1	430	16.2	42.9	0.001	0.13	1.35	4.5	1.2	0.8	57.3	<0.01	0.02	3.8
CC103419		1.87	73.1	570	32.4	20.7	0.001	0.16	4.85	3.9	3.5	1.4	46.7	0.01	0.13	4.0
CC103420		1.74	43.3	290	19.3	20.8	0.001	0.04	1.51	4.3	0.6	0.7	17.6	<0.01	0.04	5.2
CC103421		1.21	39.0	460	27.0	27.3	0.001	0.04	1.16	3.8	0.7	0.5	39.4	<0.01	0.03	4.5
CC103422		1.15	35.4	340	24.0	23.5	<0.001	0.07	1.42	4.1	0.5	0.5	25.8	<0.01	0.05	2.8
CC103423		1.15	41.8	560	25.0	25.0	0.001	0.05	1.13	3.3	0.8	0.5	44.1	<0.01	0.05	4.4
CC103424		1.17	42.6	830	15.6	23.8	<0.001	0.05	1.86	3.0	1.1	0.6	62.5	<0.01	0.05	5.5
CC103425		1.08	49.0	490	21.6	36.1	<0.001	0.11	1.73	3.1	1.1	0.5	60.6	<0.01	0.04	5.6
CC103426		0.74	62.7	580	17.2	31.8	<0.001	0.11	1.35	2.0	1.4	0.3	152.5	<0.01	0.04	5.5
CC103427		0.68	59.1	860	17.0	21.3	<0.001	0.41	2.43	2.2	3.9	0.3	68.4	0.01	0.06	5.2
CC103428		0.88	46.3	510	17.2	30.8	0.001	0.07	0.97	3.2	1.0	0.4	77.7	<0.01	0.03	5.0
CC103429		1.03	25.6	580	8.1	17.7	<0.001	0.04	0.85	2.5	0.5	0.6	74.1	0.01	0.05	3.2
CC103430		0.79	47.6	670	12.6	19.7	0.004	0.09	1.19	2.7	1.8	0.4	46.1	<0.01	0.04	2.9
CC103431		2.17	23.8	320	15.0	27.5	<0.001	0.03	1.31	3.5	0.8	0.8	14.2	0.01	0.03	4.0
CC103432		0.68	44.2	460	43.3	30.3	<0.001	0.15	3.53	4.8	1.4	1.0	70.6	<0.01	0.05	6.4
CC103433		0.89	37.1	410	12.3	40.5	<0.001	0.09	1.96	4.7	1.0	0.8	74.0	<0.01	0.04	6.2
CC103434		0.87	33.9	300	14.4	35.0	0.001	0.16	2.90	4.3	1.3	2.8	84.6	<0.01	0.07	5.6
CC103435		0.13	51.3	800	35.7	15.7	0.001	0.23	11.60	8.8	3.4	2.0	29.3	<0.01	0.52	13.5
CC103436		0.90	60.8	720	14.9	43.6	<0.001	0.09	2.01	3.3	1.0	1.0	52.3	<0.01	0.04	3.3
CC103437		0.73	26.0	470	10.3	18.7	<0.001	0.07	1.20	2.1	0.9	0.4	37.8	<0.01	0.02	2.2
CC103438		0.81	35.9	650	16.9	30.1	<0.001	0.07	1.97	3.3	1.0	1.2	57.3	<0.01	0.03	4.8
CC103439		0.92	42.7	470	14.5	26.8	<0.001	0.06	1.88	4.1	1.0	1.2	60.6	<0.01	0.02	5.3
CC103440		0.80	52.2	690	65.8	54.8	<0.001	0.14	13.75	3.4	1.3	0.6	77.7	<0.01	0.09	5.2
CC103441		0.26	48.6	600	13.8	62.5	<0.001	0.22	2.21	4.5	2.2	1.1	62.9	0.01	0.44	8.7
CC103442		0.48	127.0	720	381	26.0	0.001	0.16	79.5	7.8	5.5	3.1	72.2	0.01	3.04	9.6
ZZ24536		0.52	29.3	530	30.2	49.3	0.001	0.07	1.21	9.4	1.0	0.6	57.2	<0.01	0.04	5.3
ZZ24537		<0.05	54.9	140	18.0	58.3	0.001	1.48	0.98	9.5	1.4	0.4	48.2	<0.01	0.05	4.2
ZZ24538		0.38	28.7	390	25.2	46.5	0.001	0.08	1.15	7.6	1.0	0.6	54.9	<0.01	0.07	5.2
ZZ24539		0.80	117.0	1820	25.8	23.2	0.014	0.37	4.32	4.0	6.3	0.6	99.0	<0.01	0.08	1.9
ZZ24540		2.79	263	4900	41.0	36.5	0.023	0.67	44.0	5.7	17.6	0.9	267	0.01	0.19	9.8

***** See Appendix Page for comments regarding this certificate *****

ALS Canada Ltd.
2103 Dollarton Hwy
North Vancouver BC V7H 0A7
Phone: 604 984 0221 Fax: 604 984 0218 www.alsglobal.com

To: **SILVER RANGE RESOURCES LTD.**
C/O ARCHER, CATHRO & ASSOCIATES (1981) LIMITED
1016-510 W HASTINGS ST
VANCOUVER BC V6B 1L8

Finalized Date: 26-JUL-2012
Account: RANSIL

Project: KEG (Group 2)

CERTIFICATE OF ANALYSIS WH12155828

Sample Description	Method	ME-MS41	ME-MS41	ME-MS41	ME-MS41	ME-MS41	ME-MS41	ME-MS41	ME-MS41
	Analyte	Ti	Tl	U	V	W	Y	Zn	Zr
	Units	%	ppm	ppm	ppm	ppm	ppm	ppm	ppm
	LOR	0.005	0.02	0.05	1	0.05	0.05	2	0.5
CC103408		0.066	1.56	8.49	98	0.34	47.1	878	13.6
CC103409		0.063	0.78	3.06	87	0.35	18.05	759	6.5
CC103410		0.064	0.50	1.69	65	0.16	11.65	117	3.3
CC103411		0.074	0.68	2.25	71	0.21	14.80	448	1.6
CC103412		0.068	0.70	1.40	50	0.20	10.95	281	3.9
CC103413		0.081	1.01	2.91	60	0.23	12.85	456	2.9
CC103414		0.051	0.88	2.90	40	0.23	13.35	280	6.7
CC103415		0.087	0.95	2.61	61	0.23	30.6	379	2.0
CC103416		0.070	1.04	5.74	74	0.63	19.70	396	4.1
CC103417		0.084	0.40	1.65	82	0.25	9.44	194	2.3
CC103418		0.091	0.39	1.36	55	0.17	12.70	423	2.1
CC103419		0.084	0.35	2.35	87	0.31	12.00	356	1.8
CC103420		0.073	0.32	1.85	48	0.26	9.21	78	4.6
CC103421		0.062	0.23	1.88	47	0.21	8.56	79	4.1
CC103422		0.051	0.22	1.03	52	0.25	5.37	67	2.5
CC103423		0.062	0.29	1.70	88	0.23	8.37	67	3.0
CC103424		0.054	0.33	2.78	65	0.26	10.35	82	3.7
CC103425		0.060	0.34	1.89	45	0.23	7.37	71	3.3
CC103426		0.033	0.30	1.73	29	0.18	7.63	84	3.2
CC103427		0.037	0.37	2.18	33	0.19	7.22	329	2.2
CC103428		0.052	0.31	1.59	56	0.18	6.68	49	2.3
CC103429		0.040	0.23	0.92	44	0.20	4.67	35	1.1
CC103430		0.046	0.34	2.60	63	0.14	7.50	192	1.9
CC103431		0.092	0.32	0.97	64	0.31	6.92	59	1.3
CC103432		0.048	0.49	1.00	43	0.14	10.30	128	3.1
CC103433		0.082	0.54	1.04	50	0.18	8.83	43	4.5
CC103434		0.026	0.59	1.70	28	0.13	10.40	64	4.8
CC103435		0.013	5.81	3.19	63	0.32	22.4	155	8.5
CC103436		0.050	0.40	1.18	50	0.18	9.40	125	3.4
CC103437		0.043	0.22	1.01	41	0.13	4.99	59	1.1
CC103438		0.050	0.42	1.61	50	0.12	7.59	65	2.2
CC103439		0.062	0.41	1.44	47	0.13	9.17	58	2.2
CC103440		0.047	0.61	1.38	39	0.17	7.42	229	2.9
CC103441		0.081	1.04	2.27	30	0.07	15.40	295	9.5
CC103442		0.038	0.43	2.62	62	0.41	58.3	349	5.9
ZZ24536		0.083	0.43	2.46	88	0.22	13.00	25	21.7
ZZ24537		0.060	0.55	1.76	58	0.21	9.19	11	35.7
ZZ24538		0.068	0.39	1.43	70	0.23	9.12	22	17.1
ZZ24539		0.038	0.57	17.80	227	0.62	19.80	635	5.0
ZZ24540		0.142	0.82	24.6	641	1.17	22.2	443	12.2

***** See Appendix Page for comments regarding this certificate *****

ALS Canada Ltd.
2103 Dollarton Hwy
North Vancouver BC V7H 0A7
Phone: 604 984 0221 Fax: 604 984 0218 www.alsglobal.com

To: **SILVER RANGE RESOURCES LTD.**
C/O ARCHER, CATHRO & ASSOCIATES (1981) LIMITED
1016-510 W HASTINGS ST
VANCOUVER BC V6B 1L8

Finalized Date: 26-JUL-2012
Account: RANSIL

Project: KEG (Group 2)

CERTIFICATE OF ANALYSIS WH12155828

Sample Description	Method	WEI-21	Au-ICP21	ME-MS41	ME-MS41	ME-MS41	ME-MS41	ME-MS41	ME-MS41	ME-MS41	ME-MS41	ME-MS41	ME-MS41	ME-MS41	ME-MS41	ME-MS41
	Analyte	Recvd Wt.	Au	Ag	Al	As	Au	B	Ba	Be	Bi	Ca	Cd	Ce	Co	Cr
	Units	kg	ppm	ppm	%	ppm	ppm	ppm	ppm	ppm	ppm	%	ppm	ppm	ppm	ppm
	LOR	0.02	0.001	0.01	0.01	0.1	0.2	10	10	0.05	0.01	0.01	0.01	0.02	0.1	1
ZZ24541		0.21	0.021	5.13	0.79	15.3	<0.2	<10	30	0.34	0.80	0.25	0.66	12.85	4.8	14
ZZ24542		0.25	0.002	6.94	3.34	6.4	<0.2	<10	>10000	1.42	48.7	1.20	106.0	20.7	16.9	17
ZZ24543		0.19	0.008	8.56	2.95	13.2	<0.2	<10	>10000	1.63	68.5	0.36	87.7	35.9	24.9	26
ZZ24544		0.24	0.014	1.28	2.81	15.7	<0.2	<10	580	1.47	8.48	0.19	2.71	27.6	9.5	39
ZZ24545		0.23	0.005	1.96	2.01	59.9	<0.2	<10	640	1.08	19.80	0.06	2.30	42.0	1.9	36
ZZ24546		0.22	0.005	2.29	2.18	14.4	<0.2	<10	240	1.17	21.1	0.13	5.70	21.4	4.4	34
ZZ24547		0.17	0.005	1.21	1.53	18.3	<0.2	<10	290	0.62	10.95	0.10	0.60	21.4	4.0	25
ZZ24548		0.20	0.033	7.75	2.69	60.4	<0.2	<10	140	0.81	88.9	0.07	0.30	25.7	16.0	28
ZZ24549		0.24	0.020	2.05	2.95	26.2	<0.2	<10	180	0.88	38.9	0.08	0.71	44.4	8.5	27
ZZ24550		0.25	<0.001	0.47	0.68	97.1	<0.2	<10	130	0.69	2.51	0.04	0.62	43.9	5.8	6
ZZ24551		0.19	0.015	3.19	0.73	224	<0.2	<10	150	0.78	4.30	0.05	0.94	54.1	3.6	17
ZZ24552		0.28	0.011	1.20	2.00	48.0	<0.2	<10	100	0.75	17.90	0.07	0.63	34.4	4.9	56
ZZ24553		0.20	0.006	1.28	1.50	137.5	<0.2	<10	160	1.01	3.05	0.12	1.77	58.3	6.1	23
ZZ24554		0.19	0.013	1.07	1.71	118.5	<0.2	<10	390	0.38	7.23	0.07	0.57	61.9	3.4	9
ZZ24555		0.17	0.022	2.16	2.10	94.1	<0.2	<10	200	1.16	27.4	0.35	1.13	41.2	11.9	30
ZZ24556		0.25	0.005	0.67	1.13	70.6	<0.2	<10	120	0.54	7.15	0.06	0.50	37.7	5.7	9
ZZ24557		0.18	0.007	1.96	1.53	44.6	<0.2	<10	260	0.71	2.30	0.76	5.42	32.6	7.5	23
ZZ24558		0.26	0.008	0.91	2.23	23.9	<0.2	<10	250	0.85	7.79	0.10	0.25	24.3	4.4	33
ZZ24559		0.27	0.007	1.18	2.56	14.8	<0.2	<10	190	1.28	7.24	0.33	0.74	31.3	7.9	38
ZZ24560		0.22	0.010	1.19	2.51	21.7	<0.2	<10	160	1.47	5.62	0.53	1.17	55.1	7.7	49
ZZ24561		0.23	0.003	0.49	2.31	12.0	<0.2	<10	150	1.46	2.78	1.34	0.67	38.4	8.4	37
CC142487		0.29	0.025	7.44	2.63	1875	<0.2	<10	130	2.03	102.5	0.07	7.39	66.9	7.5	36

***** See Appendix Page for comments regarding this certificate *****

ALS Canada Ltd.
2103 Dollarton Hwy
North Vancouver BC V7H 0A7
Phone: 604 984 0221 Fax: 604 984 0218 www.alsglobal.com

To: **SILVER RANGE RESOURCES LTD.**
C/O ARCHER, CATHRO & ASSOCIATES (1981) LIMITED
1016-510 W HASTINGS ST
VANCOUVER BC V6B 1L8

Finalized Date: 26-JUL-2012
Account: RANSIL

Project: KEG (Group 2)

CERTIFICATE OF ANALYSIS WH12155828

Sample Description	Method	ME-MS41	ME-MS41	ME-MS41	ME-MS41	ME-MS41	ME-MS41	ME-MS41	ME-MS41	ME-MS41	ME-MS41	ME-MS41	ME-MS41	ME-MS41	ME-MS41	ME-MS41
	Analyte	Cs	Cu	Fe	Ga	Ge	Hf	Hg	In	K	La	Li	Mg	Mn	Mo	Na
	Units	ppm	ppm	%	ppm	ppm	ppm	ppm	ppm	%	ppm	ppm	%	ppm	ppm	%
	LOR	0.05	0.2	0.01	0.05	0.05	0.02	0.01	0.005	0.01	0.2	0.1	0.01	5	0.05	0.01
ZZ24541		3.14	27.1	10.20	2.98	0.15	0.05	0.13	0.026	1.23	6.0	8.9	0.52	74	6.84	0.10
ZZ24542		1.21	123.5	10.50	12.00	0.14	0.13	0.05	1.195	0.29	10.1	3.3	0.19	870	6.25	0.50
ZZ24543		4.07	103.0	5.59	9.99	0.14	0.13	0.08	2.78	0.35	16.0	10.8	0.68	538	5.54	0.52
ZZ24544		5.51	75.2	4.54	9.06	0.16	0.10	0.04	0.073	0.43	13.1	17.0	1.13	181	8.35	0.05
ZZ24545		4.70	66.6	2.74	6.25	0.17	0.02	0.04	0.087	0.34	21.5	15.1	0.83	56	5.92	0.02
ZZ24546		6.16	47.3	3.11	7.85	0.09	0.02	0.11	0.123	0.16	10.6	12.2	0.70	82	5.11	0.01
ZZ24547		3.66	56.6	3.14	5.76	0.07	0.02	0.09	0.034	0.10	11.0	8.6	0.45	78	5.35	0.01
ZZ24548		6.67	258	14.90	9.25	0.33	0.07	0.06	0.037	0.23	12.4	9.9	0.85	181	3.42	0.02
ZZ24549		7.59	93.8	5.10	10.80	0.22	0.07	0.04	0.073	0.21	22.3	23.1	1.04	120	5.35	0.01
ZZ24550		3.48	23.1	1.63	2.96	0.11	0.17	0.03	0.028	0.04	20.2	6.0	0.06	40	9.24	0.01
ZZ24551		8.13	46.5	3.83	5.52	0.16	0.02	0.03	0.068	0.23	31.1	5.1	0.08	54	44.3	0.02
ZZ24552		6.20	95.2	3.98	7.12	0.20	0.06	0.03	0.031	0.16	19.9	11.0	0.43	89	4.83	0.02
ZZ24553		7.68	46.2	1.98	5.66	0.17	0.06	0.05	0.031	0.09	26.6	16.2	0.29	91	5.81	0.01
ZZ24554		8.30	61.6	2.01	6.27	0.18	0.02	0.03	0.025	0.07	30.6	12.9	0.14	43	2.44	0.01
ZZ24555		11.55	87.7	4.54	8.17	0.17	0.10	0.02	0.022	0.24	21.9	16.7	0.72	92	5.79	0.02
ZZ24556		6.40	32.2	2.20	4.21	0.10	0.12	0.02	0.022	0.07	17.8	7.9	0.21	68	6.00	0.01
ZZ24557		5.98	69.6	1.90	5.82	0.13	0.05	0.11	0.035	0.10	17.0	19.0	0.48	122	18.35	0.02
ZZ24558		7.70	62.7	4.51	9.00	0.18	0.08	0.05	0.020	0.43	12.7	18.0	0.92	104	8.34	0.03
ZZ24559		7.66	103.0	4.92	9.03	0.22	0.04	0.02	0.032	0.34	17.3	25.3	1.09	150	17.90	0.04
ZZ24560		7.89	114.0	6.62	8.74	0.24	0.07	0.05	0.039	0.20	28.3	23.1	0.77	142	39.4	0.03
ZZ24561		4.04	51.7	3.19	8.24	0.15	0.05	0.05	0.024	0.10	18.9	22.7	0.74	192	9.63	0.02
CC142487		4.85	61.5	6.29	8.67	0.31	0.06	0.03	0.048	0.54	24.8	18.9	1.33	112	12.40	0.04

***** See Appendix Page for comments regarding this certificate *****

ALS Canada Ltd.
2103 Dollarton Hwy
North Vancouver BC V7H 0A7
Phone: 604 984 0221 Fax: 604 984 0218 www.alsglobal.com

To: **SILVER RANGE RESOURCES LTD.**
C/O ARCHER, CATHRO & ASSOCIATES (1981) LIMITED
1016-510 W HASTINGS ST
VANCOUVER BC V6B 1L8

Finalized Date: 26-JUL-2012
Account: RANSIL

Project: KEG (Group 2)

CERTIFICATE OF ANALYSIS WH12155828

Sample Description	Method	ME-MS41	ME-MS41	ME-MS41	ME-MS41	ME-MS41	ME-MS41	ME-MS41	ME-MS41	ME-MS41	ME-MS41	ME-MS41	ME-MS41	ME-MS41	ME-MS41	ME-MS41
	Analyte	Nb	Ni	P	Pb	Rb	Re	S	Sb	Sc	Se	Sn	Sr	Ta	Te	Th
	Units	ppm	ppm	ppm	ppm	ppm	ppm	%	ppm	ppm	ppm	ppm	ppm	ppm	ppm	ppm
	LOR	0.05	0.2	10	0.2	0.1	0.001	0.01	0.05	0.1	0.2	0.2	0.2	0.01	0.01	0.2
ZZ24541		1.48	22.4	1010	413	52.8	0.006	3.32	1.71	1.6	3.2	1.3	131.0	<0.01	0.06	2.1
ZZ24542		1.72	82.2	780	97.6	12.1	0.001	0.03	3.27	3.9	6.6	5.4	103.0	0.01	0.36	5.4
ZZ24543		1.14	89.3	900	180.0	28.2	0.001	0.03	6.32	5.7	8.0	8.0	79.8	<0.01	0.43	6.8
ZZ24544		1.55	42.7	1510	22.6	43.0	0.001	0.26	4.15	5.2	7.6	1.4	147.5	<0.01	0.16	8.0
ZZ24545		1.00	54.3	1370	37.8	33.0	0.001	0.33	14.05	3.5	7.6	2.2	99.3	<0.01	0.17	1.6
ZZ24546		1.16	27.5	1430	12.5	19.7	<0.001	0.35	6.25	1.1	4.1	1.7	97.8	0.01	0.61	0.3
ZZ24547		0.81	23.2	1180	19.8	13.3	0.001	0.21	4.27	0.7	4.2	1.3	43.1	<0.01	0.69	0.2
ZZ24548		1.67	17.9	2690	105.5	19.9	<0.001	0.77	25.9	4.5	25.4	3.5	95.6	0.01	5.58	7.3
ZZ24549		1.65	51.0	1300	23.7	22.5	<0.001	0.25	12.80	8.0	9.9	3.0	55.8	0.01	1.69	17.3
ZZ24550		0.29	10.6	890	17.9	4.2	<0.001	0.02	13.30	1.5	3.2	0.5	49.0	0.01	0.07	14.7
ZZ24551		0.44	17.9	2690	84.7	15.7	0.002	0.51	48.3	3.8	9.5	2.2	81.1	<0.01	0.17	11.9
ZZ24552		1.45	33.4	1280	19.8	16.2	<0.001	0.25	8.99	6.8	9.9	3.7	61.7	<0.01	0.36	5.7
ZZ24553		0.72	29.6	1530	78.1	12.7	<0.001	0.08	28.6	2.8	4.6	2.1	81.1	0.01	0.14	5.3
ZZ24554		1.15	31.0	980	31.2	6.2	<0.001	0.13	22.5	3.3	6.4	2.3	51.6	<0.01	0.51	10.0
ZZ24555		1.38	38.6	1330	41.1	20.6	<0.001	0.35	10.30	4.9	8.1	2.7	81.9	0.01	2.09	9.6
ZZ24556		0.52	14.3	1090	15.2	7.7	<0.001	0.06	9.87	1.9	3.5	0.8	50.5	<0.01	0.24	13.7
ZZ24557		0.99	49.6	1590	44.4	10.5	0.010	0.22	10.10	1.4	7.2	1.1	50.1	<0.01	0.13	1.5
ZZ24558		0.74	28.6	1570	19.9	46.4	<0.001	0.34	7.04	3.9	6.3	1.0	99.7	<0.01	0.34	9.3
ZZ24559		0.68	60.4	2880	19.1	36.0	<0.001	0.37	5.40	3.5	8.2	0.9	102.5	<0.01	0.29	2.8
ZZ24560		1.49	69.9	6510	35.8	22.8	0.001	0.38	9.41	5.2	8.7	1.3	98.5	0.01	0.21	5.9
ZZ24561		1.19	71.4	6600	22.7	17.2	0.001	0.22	4.21	1.1	4.5	1.1	96.2	0.01	0.13	1.3
CC142487		1.17	58.1	1880	104.0	45.1	0.005	0.81	25.3	5.0	17.3	1.5	112.5	<0.01	1.90	11.1

***** See Appendix Page for comments regarding this certificate *****

ALS Canada Ltd.
2103 Dollarton Hwy
North Vancouver BC V7H 0A7
Phone: 604 984 0221 Fax: 604 984 0218 www.alsglobal.com

To: **SILVER RANGE RESOURCES LTD.**
C/O ARCHER, CATHRO & ASSOCIATES (1981) LIMITED
1016-510 W HASTINGS ST
VANCOUVER BC V6B 1L8

Finalized Date: 26-JUL-2012
Account: RANSIL

Project: KEG (Group 2)

CERTIFICATE OF ANALYSIS WH12155828

Sample Description	Method	ME-MS41	ME-MS41	ME-MS41	ME-MS41	ME-MS41	ME-MS41	ME-MS41	ME-MS41
	Analyte	Ti	Tl	U	V	W	Y	Zn	Zr
	Units	%	ppm	ppm	ppm	ppm	ppm	ppm	ppm
	LOR	0.005	0.02	0.05	1	0.05	0.05	2	0.5
ZZ24541		0.086	5.90	2.28	105	0.32	6.96	79	2.6
ZZ24542		0.074	0.63	3.27	104	0.25	18.35	7120	4.7
ZZ24543		0.051	0.48	3.55	132	0.15	21.5	6300	4.8
ZZ24544		0.072	0.93	4.47	190	0.31	13.60	189	4.9
ZZ24545		0.056	1.30	4.80	198	0.22	15.30	150	0.7
ZZ24546		0.034	0.57	3.28	140	0.53	8.23	176	0.8
ZZ24547		0.026	0.42	2.87	115	0.33	7.49	86	0.5
ZZ24548		0.060	0.45	6.63	137	0.78	13.35	50	2.9
ZZ24549		0.064	0.68	4.48	130	1.59	14.70	149	3.3
ZZ24550		<0.005	0.44	15.00	44	1.27	32.7	60	7.2
ZZ24551		0.020	2.50	7.45	116	0.61	12.00	57	0.7
ZZ24552		0.093	0.48	3.26	97	0.80	10.85	98	3.7
ZZ24553		0.027	0.79	8.60	53	0.35	36.1	124	0.7
ZZ24554		0.042	0.25	3.07	31	0.21	16.50	74	<0.5
ZZ24555		0.061	0.58	4.90	146	0.37	13.15	91	5.6
ZZ24556		0.012	0.53	11.55	49	0.99	22.9	70	5.0
ZZ24557		0.025	0.51	6.69	141	0.41	18.60	405	1.7
ZZ24558		0.045	0.75	4.36	123	0.33	10.35	54	4.7
ZZ24559		0.045	0.80	12.40	182	1.06	20.8	93	1.4
ZZ24560		0.050	1.46	20.4	407	1.01	31.4	149	1.8
ZZ24561		0.020	0.70	8.99	123	0.76	29.8	133	1.0
CC142487		0.079	1.10	3.37	83	0.28	21.0	360	3.6

***** See Appendix Page for comments regarding this certificate *****

ALS Canada Ltd.
2103 Dollarton Hwy
North Vancouver BC V7H 0A7
Phone: 604 984 0221 Fax: 604 984 0218 www.alsglobal.com

To: **SILVER RANGE RESOURCES LTD.**
C/O ARCHER, CATHRO & ASSOCIATES (1981) LIMITED
1016-510 W HASTINGS ST
VANCOUVER BC V6B 1L8

Finalized Date: 26-JUL-2012
Account: RANSIL

Project: KEG (Group 2)

CERTIFICATE OF ANALYSIS WH12155828

Method	CERTIFICATE COMMENTS
ALL METHODS	NSS is non-sufficient sample.
ME-MS41	Gold determinations by this method are semi-quantitative due to the small sample weight used (0.5g).

ALS Canada Ltd.

2103 Dollarton Hwy
North Vancouver BC V7H 0A7
Phone: 604 984 0221 Fax: 604 984 0218 www.alsglobal.com

To: **SILVER RANGE RESOURCES LTD.**
C/O ARCHER, CATHRO & ASSOCIATES (1981) LIMITED
1016-510 W HASTINGS ST
VANCOUVER BC V6B 1L8

Finalized Date: 20-JUL-2012
Account: RANSIL

CERTIFICATE WH12155829

Project: Keg-Payne-Group 6

P.O. No.:

This report is for 1 Soil sample submitted to our lab in Whitehorse, YT, Canada on 6-JUL-2012.

The following have access to data associated with this certificate:

MATT DUMALA	JOAN MARIACHER	

SAMPLE PREPARATION

ALS CODE	DESCRIPTION
WEI-21	Received Sample Weight
LOG-22	Sample login - Rcd w/o BarCode
SCR-41	Screen to -180um and save both

ANALYTICAL PROCEDURES

ALS CODE	DESCRIPTION	INSTRUMENT
Au-ICP21	Au 30g FA ICP-AES Finish	ICP-AES
ME-MS41	51 anal. aqua regia ICPMS	

To: **SILVER RANGE RESOURCES LTD.**
ATTN: JOAN MARIACHER
C/O ARCHER, CATHRO & ASSOCIATES (1981) LIMITED
1016-510 W HASTINGS ST
VANCOUVER BC V6B 1L8

This is the Final Report and supersedes any preliminary report with this certificate number. Results apply to samples as submitted. All pages of this report have been checked and approved for release.

***** See Appendix Page for comments regarding this certificate *****

Signature:

Colin Ramshaw, Vancouver Laboratory Manager

ALS Canada Ltd.
2103 Dollarton Hwy
North Vancouver BC V7H 0A7
Phone: 604 984 0221 Fax: 604 984 0218 www.alsglobal.com

To: **SILVER RANGE RESOURCES LTD.**
C/O ARCHER, CATHRO & ASSOCIATES (1981) LIMITED
1016-510 W HASTINGS ST
VANCOUVER BC V6B 1L8

Finalized Date: 20-JUL-2012
Account: RANSIL

Project: Keg-Payne-Group 6

CERTIFICATE OF ANALYSIS WH12155829

Sample Description	Method	WEI-21	Au-ICP21	ME-MS41	ME-MS41	ME-MS41	ME-MS41	ME-MS41	ME-MS41	ME-MS41	ME-MS41	ME-MS41	ME-MS41	ME-MS41	ME-MS41	ME-MS41
	Analyte	Recvd Wt.	Au	Ag	Al	As	Au	B	Ba	Be	Bi	Ca	Cd	Ce	Co	Cr
	Units	kg	ppm	ppm	%	ppm	ppm	ppm	ppm	ppm	ppm	%	ppm	ppm	ppm	ppm
	LOR	0.02	0.001	0.01	0.01	0.1	0.2	10	10	0.05	0.01	0.01	0.01	0.02	0.1	1
CC106169		0.48	0.002	0.87	3.99	148.0	<0.2	<10	120	3.27	0.44	1.30	0.24	51.3	58.5	26

***** See Appendix Page for comments regarding this certificate *****

ALS Canada Ltd.
2103 Dollarton Hwy
North Vancouver BC V7H 0A7
Phone: 604 984 0221 Fax: 604 984 0218 www.alsglobal.com

To: **SILVER RANGE RESOURCES LTD.**
C/O ARCHER, CATHRO & ASSOCIATES (1981) LIMITED
1016-510 W HASTINGS ST
VANCOUVER BC V6B 1L8

Finalized Date: 20-JUL-2012
Account: RANSIL

Project: Keg-Payne-Group 6

CERTIFICATE OF ANALYSIS WH12155829

Sample Description	Method	ME-MS41	ME-MS41	ME-MS41	ME-MS41	ME-MS41	ME-MS41	ME-MS41	ME-MS41	ME-MS41	ME-MS41	ME-MS41	ME-MS41	ME-MS41	ME-MS41	ME-MS41
	Analyte	Cs	Cu	Fe	Ga	Ge	Hf	Hg	In	K	La	Li	Mg	Mn	Mo	Na
	Units	ppm	ppm	%	ppm	ppm	ppm	ppm	ppm	%	ppm	ppm	%	ppm	ppm	%
	LOR	0.05	0.2	0.01	0.05	0.05	0.02	0.01	0.005	0.01	0.2	0.1	0.01	5	0.05	0.01
CC106169		7.41	81.6	8.54	9.48	0.09	0.14	0.07	0.010	0.25	22.5	25.0	0.68	510	0.72	0.07

***** See Appendix Page for comments regarding this certificate *****

ALS Canada Ltd.
2103 Dollarton Hwy
North Vancouver BC V7H 0A7
Phone: 604 984 0221 Fax: 604 984 0218 www.alsglobal.com

To: **SILVER RANGE RESOURCES LTD.**
C/O ARCHER, CATHRO & ASSOCIATES (1981) LIMITED
1016-510 W HASTINGS ST
VANCOUVER BC V6B 1L8

Finalized Date: 20-JUL-2012
Account: RANSIL

Project: Keg-Payne-Group 6

CERTIFICATE OF ANALYSIS WH12155829

Sample Description	Method	ME-MS41	ME-MS41	ME-MS41	ME-MS41	ME-MS41	ME-MS41	ME-MS41	ME-MS41	ME-MS41	ME-MS41	ME-MS41	ME-MS41	ME-MS41	ME-MS41	ME-MS41
	Analyte	Nb	Ni	P	Pb	Rb	Re	S	Sb	Sc	Se	Sn	Sr	Ta	Te	Th
	Units	ppm	ppm	ppm	ppm	ppm	ppm	%	ppm	ppm	ppm	ppm	ppm	ppm	ppm	ppm
	LOR	0.05	0.2	10	0.2	0.1	0.001	0.01	0.05	0.1	0.2	0.2	0.2	0.01	0.01	0.2
CC106169		0.14	88.7	450	82.5	23.8	<0.001	0.20	7.60	4.9	1.4	8.7	300	<0.01	<0.01	15.5

***** See Appendix Page for comments regarding this certificate *****

ALS Canada Ltd.
2103 Dollarton Hwy
North Vancouver BC V7H 0A7
Phone: 604 984 0221 Fax: 604 984 0218 www.alsglobal.com

To: **SILVER RANGE RESOURCES LTD.**
C/O ARCHER, CATHRO & ASSOCIATES (1981) LIMITED
1016-510 W HASTINGS ST
VANCOUVER BC V6B 1L8

Finalized Date: 20-JUL-2012
Account: RANSIL

Project: Keg-Payne-Group 6

CERTIFICATE OF ANALYSIS WH12155829

Sample Description	Method	ME-MS41	ME-MS41	ME-MS41	ME-MS41	ME-MS41	ME-MS41	ME-MS41	ME-MS41
	Analyte	Ti	Tl	U	V	W	Y	Zn	Zr
	Units	%	ppm	ppm	ppm	ppm	ppm	ppm	ppm
	LOR	0.005	0.02	0.05	1	0.05	0.05	2	0.5
CC106169		0.006	0.72	2.33	25	<0.05	29.8	57	8.1

***** See Appendix Page for comments regarding this certificate *****

ALS Canada Ltd.
2103 Dollarton Hwy
North Vancouver BC V7H 0A7
Phone: 604 984 0221 Fax: 604 984 0218 www.alsglobal.com

To: **SILVER RANGE RESOURCES LTD.**
C/O ARCHER, CATHRO & ASSOCIATES (1981) LIMITED
1016-510 W HASTINGS ST
VANCOUVER BC V6B 1L8

Finalized Date: 20-JUL-2012
Account: RANSIL

Project: Keg-Payne-Group 6

CERTIFICATE OF ANALYSIS WH12155829

Method	CERTIFICATE COMMENTS
ME-MS41	Gold determinations by this method are semi-quantitative due to the small sample weight used (0.5g).

ALS Canada Ltd.
2103 Dollarton Hwy
North Vancouver BC V7H 0A7
Phone: 604 984 0221 Fax: 604 984 0218 www.alsglobal.com

To: **SILVER RANGE RESOURCES LTD.**
C/O ARCHER, CATHRO & ASSOCIATES (1981) LIMITED
1016-510 W HASTINGS ST
VANCOUVER BC V6B 1L8

Finalized Date: 14-JUL-2012
Account: RANSIL

CERTIFICATE WH12157304

Project: Keg-Fly-Ku Zone

P.O. No.: Claim Group 7

This report is for 40 Rock samples submitted to our lab in Whitehorse, YT, Canada on 9-JUL-2012.

The following have access to data associated with this certificate:

MATT DUMALA	JOAN MARIACHER	

SAMPLE PREPARATION

ALS CODE	DESCRIPTION
FND-02	Find Sample for Addn Analysis

ANALYTICAL PROCEDURES

ALS CODE	DESCRIPTION	INSTRUMENT
W-XRF10	Fusion XRF - W Ore Grade	XRF
ME-XRF10	Fusion XRF - Ore Grade	XRF
OA-GRA06	LOI for ME-XRF06	WST-SIM

To: **SILVER RANGE RESOURCES LTD.**
ATTN: JOAN MARIACHER
C/O ARCHER, CATHRO & ASSOCIATES (1981) LIMITED
1016-510 W HASTINGS ST
VANCOUVER BC V6B 1L8

This is the Final Report and supersedes any preliminary report with this certificate number. Results apply to samples as submitted. All pages of this report have been checked and approved for release.

Signature:

Colin Ramshaw, Vancouver Laboratory Manager

ALS Canada Ltd.
2103 Dollarton Hwy
North Vancouver BC V7H 0A7
Phone: 604 984 0221 Fax: 604 984 0218 www.alsglobal.com

To: **SILVER RANGE RESOURCES LTD.**
C/O ARCHER, CATHRO & ASSOCIATES (1981) LIMITED
1016-510 W HASTINGS ST
VANCOUVER BC V6B 1L8

Page: 2 - A
Total # Pages: 2 (A)
Finalized Date: 14-JUL-2012
Account: RANSIL

Project: Keg-Fly-Ku Zone

CERTIFICATE OF ANALYSIS WH12157304

Sample Description	Method	W-XRF10
	Analyte	W
	Units	%
	LOR	0.01
K191835		1.02

ALS Canada Ltd.

2103 Dollarton Hwy
North Vancouver BC V7H 0A7
Phone: 604 984 0221 Fax: 604 984 0218 www.alsglobal.com

To: **SILVER RANGE RESOURCES LTD.**
C/O ARCHER, CATHRO & ASSOCIATES (1981) LIMITED
1016-510 W HASTINGS ST
VANCOUVER BC V6B 1L8

Finalized Date: 25-JUL-2012
Account: RANSIL

CERTIFICATE WH12157311

Project: Keg-Payne-Group 6

P.O. No.:

This report is for 10 Rock samples submitted to our lab in Whitehorse, YT, Canada on 6-JUL-2012.

The following have access to data associated with this certificate:

MATT DUMALA	JOAN MARIACHER	

SAMPLE PREPARATION

ALS CODE	DESCRIPTION
WEI-21	Received Sample Weight
LOG-22	Sample login - Rcd w/o BarCode
CRU-31	Fine crushing - 70%<2mm
CRU-QC	Crushing QC Test
SPL-21	Split sample - riffle splitter
PUL-QC	Pulverizing QC Test
PUL-31	Pulverize split to 85%<75 um

ANALYTICAL PROCEDURES

ALS CODE	DESCRIPTION	
ME-MS61	48 element four acid ICP-MS	
ME-OG62	Ore Grade Elements - Four Acid	ICP-AES
Ag-OG62	Ore Grade Ag - Four Acid	VARIABLE
Pb-OG62	Ore Grade Pb - Four Acid	VARIABLE
Au-AA23	Au 30g FA-AA finish	AAS

To: **SILVER RANGE RESOURCES LTD.**
ATTN: JOAN MARIACHER
C/O ARCHER, CATHRO & ASSOCIATES (1981) LIMITED
1016-510 W HASTINGS ST
VANCOUVER BC V6B 1L8

This is the Final Report and supersedes any preliminary report with this certificate number. Results apply to samples as submitted. All pages of this report have been checked and approved for release.

***** See Appendix Page for comments regarding this certificate *****

Signature:

Colin Ramshaw, Vancouver Laboratory Manager

ALS Canada Ltd.
2103 Dollarton Hwy
North Vancouver BC V7H 0A7
Phone: 604 984 0221 Fax: 604 984 0218 www.alsglobal.com

To: **SILVER RANGE RESOURCES LTD.**
C/O ARCHER, CATHRO & ASSOCIATES (1981) LIMITED
1016-510 W HASTINGS ST
VANCOUVER BC V6B 1L8

Finalized Date: 25-JUL-2012
Account: RANSIL

Project: Keg-Payne-Group 6

CERTIFICATE OF ANALYSIS WH12157311

Sample Description	Method	WEI-21	ME-MS61	ME-MS61	ME-MS61	ME-MS61	ME-MS61	ME-MS61	ME-MS61	ME-MS61	ME-MS61	ME-MS61	ME-MS61	ME-MS61	ME-MS61	ME-MS61
	Analyte	Recvd Wt.	Ag	Al	As	Ba	Be	Bi	Ca	Cd	Ce	Co	Cr	Cs	Cu	Fe
	Units	kg	ppm	%	ppm	ppm	ppm	ppm	%	ppm	ppm	ppm	ppm	ppm	ppm	%
	LOR	0.02	0.01	0.01	0.2	10	0.05	0.01	0.01	0.02	0.01	0.1	1	0.05	0.2	0.01
M676165		1.64	0.16	9.08	33.4	1310	3.74	0.65	4.41	<0.02	100.0	19.7	86	17.25	26.7	4.27
M676166		1.65	0.35	6.50	26.9	870	1.66	0.12	2.50	0.07	77.1	19.0	54	8.64	123.5	8.98
M676167		1.74	0.47	8.12	528	900	3.01	0.09	3.71	0.02	91.9	15.4	74	15.30	57.4	4.58
M676168		1.68	0.23	7.60	>10000	1400	1.82	0.17	2.59	0.08	57.7	6.1	14	11.25	35.2	3.69
M676169		1.42	0.76	8.05	52.0	1750	2.84	0.41	3.84	0.18	91.1	10.1	76	14.05	39.3	3.24
M676170		2.26	0.33	8.16	128.0	1330	2.61	0.62	2.65	0.60	111.0	16.8	74	8.62	68.3	4.59
M676171		1.41	0.37	7.63	634	750	1.96	0.08	5.65	<0.02	77.9	18.9	84	15.85	49.1	3.80
M676172		1.57	0.17	7.56	443	950	1.53	0.05	3.56	0.02	83.8	13.1	74	10.80	44.8	3.28
M676173		2.08	1.43	0.74	>10000	90	0.09	9.32	0.16	1.45	7.47	265	6	2.36	4.8	26.2
M676174		1.58	>100	0.15	>10000	60	<0.05	163.0	0.03	17.65	3.65	982	7	0.30	101.0	21.5

***** See Appendix Page for comments regarding this certificate *****

ALS Canada Ltd.
2103 Dollarton Hwy
North Vancouver BC V7H 0A7
Phone: 604 984 0221 Fax: 604 984 0218 www.alsglobal.com

To: **SILVER RANGE RESOURCES LTD.**
C/O ARCHER, CATHRO & ASSOCIATES (1981) LIMITED
1016-510 W HASTINGS ST
VANCOUVER BC V6B 1L8

Finalized Date: 25-JUL-2012
Account: RANSIL

Project: Keg-Payne-Group 6

CERTIFICATE OF ANALYSIS WH12157311

Sample Description	Method	ME-MS61	ME-MS61	ME-MS61	ME-MS61	ME-MS61	ME-MS61	ME-MS61	ME-MS61	ME-MS61	ME-MS61	ME-MS61	ME-MS61	ME-MS61	ME-MS61	ME-MS61
	Analyte	Ga	Ge	Hf	In	K	La	Li	Mg	Mn	Mo	Na	Nb	Ni	P	Pb
	Units	ppm	ppm	ppm	ppm	%	ppm	ppm	%	ppm	ppm	%	ppm	ppm	ppm	ppm
	LOR	0.05	0.05	0.1	0.005	0.01	0.5	0.2	0.01	5	0.05	0.01	0.1	0.2	10	0.5
M676165		26.0	0.33	2.8	0.025	2.84	50.8	47.1	1.81	272	0.38	1.12	19.4	46.4	400	9.6
M676166		17.10	0.39	2.0	<0.005	2.83	37.6	52.6	1.62	172	0.61	0.51	11.7	48.9	490	17.6
M676167		22.8	0.32	2.7	<0.005	2.61	45.7	60.2	1.77	194	0.41	0.81	17.9	39.4	420	13.9
M676168		17.45	0.25	4.0	0.028	2.96	28.0	26.0	0.68	82	1.05	0.98	8.4	3.7	430	14.4
M676169		22.0	0.30	2.9	0.025	2.33	47.3	54.2	1.82	160	1.06	0.86	16.9	36.8	470	145.0
M676170		21.5	0.37	2.4	0.047	3.78	57.1	52.1	1.15	193	0.62	0.82	16.4	40.2	510	13.1
M676171		29.4	0.20	3.1	0.010	1.85	33.1	31.7	1.43	233	0.46	1.13	21.7	39.6	490	38.0
M676172		22.4	0.19	2.8	0.015	2.11	39.7	31.7	1.49	154	1.13	0.99	21.2	30.4	380	7.6
M676173		2.02	0.56	0.1	0.597	0.37	3.2	1.7	0.07	21	0.76	0.05	1.6	11.1	20	51.4
M676174		1.02	0.49	<0.1	0.485	0.06	1.7	2.1	0.02	30	3.07	0.01	0.6	40.7	20	>10000

***** See Appendix Page for comments regarding this certificate *****

ALS Canada Ltd.
2103 Dollarton Hwy
North Vancouver BC V7H 0A7
Phone: 604 984 0221 Fax: 604 984 0218 www.alsglobal.com

To: **SILVER RANGE RESOURCES LTD.**
C/O ARCHER, CATHRO & ASSOCIATES (1981) LIMITED
1016- 510 W HASTINGS ST
VANCOUVER BC V6B 1L8

Finalized Date: 25- JUL- 2012
Account: RANSIL

Project: Keg- Payne- Group 6

CERTIFICATE OF ANALYSIS WH12157311

Sample Description	Method	ME-MS61	ME-MS61	ME-MS61	ME-MS61	ME-MS61	ME-MS61	ME-MS61	ME-MS61	ME-MS61	ME-MS61	ME-MS61	ME-MS61	ME-MS61	ME-MS61	ME-MS61
	Analyte	Rb	Re	S	Sb	Sc	Se	Sn	Sr	Ta	Te	Th	Ti	Tl	U	V
	Units	ppm	ppm	%	ppm	ppm	ppm	ppm	ppm	ppm	ppm	ppm	%	ppm	ppm	ppm
	LOR	0.1	0.002	0.01	0.05	0.1	1	0.2	0.2	0.05	0.05	0.2	0.005	0.02	0.1	1
M676165		105.5	<0.002	1.52	0.88	19.4	3	9.0	339	1.27	<0.05	15.0	0.420	1.71	2.4	78
M676166		151.5	<0.002	5.34	1.76	12.2	4	37.0	223	0.74	<0.05	12.4	0.298	1.93	2.1	52
M676167		126.5	<0.002	2.40	9.54	15.3	6	32.0	294	1.15	0.23	14.2	0.394	2.99	2.4	71
M676168		131.0	<0.002	1.76	29.3	16.6	7	7.3	301	0.64	4.17	9.6	0.189	2.00	2.4	78
M676169		98.4	<0.002	1.35	124.5	14.2	4	24.7	304	1.09	0.16	15.5	0.394	2.29	2.7	79
M676170		155.5	<0.002	1.59	2.76	18.3	3	23.4	366	1.03	<0.05	16.6	0.388	1.66	2.8	79
M676171		69.2	<0.002	1.60	3.51	12.8	2	67.1	477	1.45	0.05	12.6	0.430	2.22	2.2	73
M676172		119.0	<0.002	1.37	2.00	10.9	2	55.2	359	1.36	<0.05	13.6	0.358	1.79	2.3	66
M676173		16.9	<0.002	>10.0	511	0.5	23	3.6	19.7	0.07	16.05	1.3	0.024	0.41	0.3	6
M676174		2.7	<0.002	>10.0	423	0.8	22	15.7	7.3	<0.05	34.0	1.1	0.005	0.75	0.2	3

***** See Appendix Page for comments regarding this certificate *****

ALS Canada Ltd.
2103 Dollarton Hwy
North Vancouver BC V7H 0A7
Phone: 604 984 0221 Fax: 604 984 0218 www.alsglobal.com

To: **SILVER RANGE RESOURCES LTD.**
C/O ARCHER, CATHRO & ASSOCIATES (1981) LIMITED
1016-510 W HASTINGS ST
VANCOUVER BC V6B 1L8

Finalized Date: 25-JUL-2012
Account: RANSIL

Project: Keg-Payne-Group 6

CERTIFICATE OF ANALYSIS WH12157311

Sample Description	Method	ME-MS61	ME-MS61	ME-MS61	ME-MS61	Ag-OG62	Pb-OG62	Au-AA23
	Analyte	W	Y	Zn	Zr	Ag	Pb	Au
	Units	ppm	ppm	ppm	ppm	ppm	%	ppm
	LOR	0.1	0.1	2	0.5	1	0.001	0.005
M676165		1.5	21.2	35	100.5			<0.005
M676166		1.4	24.4	34	71.4			0.007
M676167		1.7	21.0	20	99.1			<0.005
M676168		1.1	16.7	16	149.0			0.013
M676169		1.6	15.9	31	100.5			<0.005
M676170		2.0	19.9	153	86.4			<0.005
M676171		2.7	18.9	35	105.5			<0.005
M676172		2.1	23.1	25	101.0			<0.005
M676173		0.2	2.7	85	4.3			1.415
M676174		0.1	0.9	636	1.1	129	2.35	0.802

***** See Appendix Page for comments regarding this certificate *****

ALS Canada Ltd.
2103 Dollarton Hwy
North Vancouver BC V7H 0A7
Phone: 604 984 0221 Fax: 604 984 0218 www.alsglobal.com

To: **SILVER RANGE RESOURCES LTD.**
C/O ARCHER, CATHRO & ASSOCIATES (1981) LIMITED
1016-510 W HASTINGS ST
VANCOUVER BC V6B 1L8

Project: Keg-Payne-Group 6

Finalized Date: 25-JUL-2012
Account: RANSIL

CERTIFICATE OF ANALYSIS WH12157311

Method	CERTIFICATE COMMENTS
ME-MS61	REE's may not be totally soluble in this method.

ALS Canada Ltd.

2103 Dollarton Hwy
North Vancouver BC V7H 0A7
Phone: 604 984 0221 Fax: 604 984 0218 www.alsglobal.com

To: **SILVER RANGE RESOURCES LTD.**
C/O ARCHER, CATHRO & ASSOCIATES (1981) LIMITED
1016-510 W HASTINGS ST
VANCOUVER BC V6B 1L8

Finalized Date: 28-JUL-2012
Account: RANSIL

CERTIFICATE WH12157312

Project: Keg-Getty-Group 1

P.O. No.:

This report is for 3 Rock samples submitted to our lab in Whitehorse, YT, Canada on 6-JUL-2012.

The following have access to data associated with this certificate:

MATT DUMALA	JOAN MARIACHER	

SAMPLE PREPARATION

ALS CODE	DESCRIPTION
WEI-21	Received Sample Weight
LOG-22	Sample login - Rcd w/o BarCode
CRU-31	Fine crushing - 70%<2mm
PUL-QC	Pulverizing QC Test
SPL-22Y	Split Sample - Boyd Rotary Splitter
PUL-31	Pulverize split to 85%<75 um

ANALYTICAL PROCEDURES

ALS CODE	DESCRIPTION	
ME-MS61	48 element four acid ICP-MS	
Au-AA23	Au 30g FA-AA finish	AAS

To: **SILVER RANGE RESOURCES LTD.**
ATTN: JOAN MARIACHER
C/O ARCHER, CATHRO & ASSOCIATES (1981) LIMITED
1016-510 W HASTINGS ST
VANCOUVER BC V6B 1L8

This is the Final Report and supersedes any preliminary report with this certificate number. Results apply to samples as submitted. All pages of this report have been checked and approved for release.

***** See Appendix Page for comments regarding this certificate *****

Signature: 

Colin Ramshaw, Vancouver Laboratory Manager

ALS Canada Ltd.
2103 Dollarton Hwy
North Vancouver BC V7H 0A7
Phone: 604 984 0221 Fax: 604 984 0218 www.alsglobal.com

To: **SILVER RANGE RESOURCES LTD.**
C/O ARCHER, CATHRO & ASSOCIATES (1981) LIMITED
1016-510 W HASTINGS ST
VANCOUVER BC V6B 1L8

Finalized Date: 28-JUL-2012
Account: RANSIL

Project: Keg-Getty-Group 1

CERTIFICATE OF ANALYSIS WH12157312

Sample Description	Method	WEI-21	ME-MS61	ME-MS61	ME-MS61	ME-MS61	ME-MS61	ME-MS61	ME-MS61	ME-MS61	ME-MS61	ME-MS61	ME-MS61	ME-MS61	ME-MS61	ME-MS61
	Analyte	Recvd Wt.	Ag	Al	As	Ba	Be	Bi	Ca	Cd	Ce	Co	Cr	Cs	Cu	Fe
	Units	kg	ppm	%	ppm	ppm	ppm	ppm	%	ppm	ppm	ppm	ppm	ppm	ppm	%
	LOR	0.02	0.01	0.01	0.2	10	0.05	0.01	0.01	0.02	0.01	0.1	1	0.05	0.2	0.01
M676162		1.33	0.19	2.22	<0.2	20	0.19	0.28	8.87	<0.02	24.8	34.0	17	0.35	249	19.15
M676163		1.31	2.16	1.96	3.9	300	0.54	0.13	0.78	16.70	16.95	1.7	97	2.19	69.6	1.03
M676164		1.29	0.12	2.11	<5	50	0.21	0.07	25.8	0.46	35.1	3.6	11	0.22	6.6	1.44

***** See Appendix Page for comments regarding this certificate *****

ALS Canada Ltd.
2103 Dollarton Hwy
North Vancouver BC V7H 0A7
Phone: 604 984 0221 Fax: 604 984 0218 www.alsglobal.com

To: **SILVER RANGE RESOURCES LTD.**
C/O ARCHER, CATHRO & ASSOCIATES (1981) LIMITED
1016-510 W HASTINGS ST
VANCOUVER BC V6B 1L8

Finalized Date: 28-JUL-2012
Account: RANSIL

Project: Keg-Getty-Group 1

CERTIFICATE OF ANALYSIS WH12157312

Sample Description	Method	ME-MS61	ME-MS61	ME-MS61	ME-MS61	ME-MS61	ME-MS61	ME-MS61	ME-MS61	ME-MS61	ME-MS61	ME-MS61	ME-MS61	ME-MS61	ME-MS61	ME-MS61
	Analyte	Ga	Ge	Hf	In	K	La	Li	Mg	Mn	Mo	Na	Nb	Ni	P	Pb
	Units	ppm	ppm	ppm	ppm	%	ppm	ppm	%	ppm	ppm	%	ppm	ppm	ppm	ppm
	LOR	0.05	0.05	0.1	0.005	0.01	0.5	0.2	0.01	5	0.05	0.01	0.1	0.2	10	0.5
M676162		6.89	0.30	0.6	0.419	0.05	12.8	58.4	2.98	8850	0.69	0.02	3.9	20.9	130	60.4
M676163		6.01	0.15	0.8	0.024	0.67	9.4	38.1	0.21	150	16.70	0.07	3.7	18.4	1590	40.2
M676164		3.10	0.11	0.9	0.023	0.09	14.9	15.1	0.59	1090	0.91	1.25	3.6	6.0	620	4.1

***** See Appendix Page for comments regarding this certificate *****

ALS Canada Ltd.
2103 Dollarton Hwy
North Vancouver BC V7H 0A7
Phone: 604 984 0221 Fax: 604 984 0218 www.alsglobal.com

To: **SILVER RANGE RESOURCES LTD.**
C/O ARCHER, CATHRO & ASSOCIATES (1981) LIMITED
1016- 510 W HASTINGS ST
VANCOUVER BC V6B 1L8

Finalized Date: 28- JUL- 2012
Account: RANSIL

Project: Keg- Getty- Group 1

CERTIFICATE OF ANALYSIS WH12157312

Sample Description	Method	ME-MS61	ME-MS61	ME-MS61	ME-MS61	ME-MS61	ME-MS61	ME-MS61	ME-MS61	ME-MS61	ME-MS61	ME-MS61	ME-MS61	ME-MS61	ME-MS61	ME-MS61
	Analyte	Rb	Re	S	Sb	Sc	Se	Sn	Sr	Ta	Te	Th	Ti	Tl	U	V
	Units	ppm	ppm	%	ppm	ppm	ppm	ppm	ppm	ppm	ppm	ppm	%	ppm	ppm	ppm
	LOR	0.1	0.002	0.01	0.05	0.1	1	0.2	0.2	0.05	0.05	0.2	0.005	0.02	0.1	1
M676162		2.8	<0.002	7.41	0.51	8.9	2	0.4	154.0	0.25	<0.05	3.3	0.089	0.06	0.7	19
M676163		40.4	0.084	0.09	4.60	3.3	16	0.9	56.6	0.23	0.26	4.2	0.101	0.39	4.7	800
M676164		4.3	0.003	0.12	1.70	2.5	1	0.3	975	0.23	<0.05	3.4	0.075	0.04	1.3	14

***** See Appendix Page for comments regarding this certificate *****

ALS Canada Ltd.
2103 Dollarton Hwy
North Vancouver BC V7H 0A7
Phone: 604 984 0221 Fax: 604 984 0218 www.alsglobal.com

To: **SILVER RANGE RESOURCES LTD.**
C/O ARCHER, CATHRO & ASSOCIATES (1981) LIMITED
1016-510 W HASTINGS ST
VANCOUVER BC V6B 1L8

Finalized Date: 28-JUL-2012
Account: RANSIL

Project: Keg-Getty-Group 1

CERTIFICATE OF ANALYSIS WH12157312

Sample Description	Method / Analyte / Units / LOR	ME-MS61 W ppm 0.1	ME-MS61 Y ppm 0.1	ME-MS61 Zn ppm 2	ME-MS61 Zr ppm 0.5	Au-AA23 Au ppm 0.005
M676162		0.4	23.0	68	19.6	<0.005
M676163		0.4	8.5	640	34.0	0.007
M676164		0.3	15.6	53	33.0	<0.005

***** See Appendix Page for comments regarding this certificate *****

ALS Canada Ltd.
2103 Dollarton Hwy
North Vancouver BC V7H 0A7
Phone: 604 984 0221 Fax: 604 984 0218 www.alsglobal.com

To: **SILVER RANGE RESOURCES LTD.**
C/O ARCHER, CATHRO & ASSOCIATES (1981) LIMITED
1016-510 W HASTINGS ST
VANCOUVER BC V6B 1L8

Project: Keg-Getty-Group 1

Finalized Date: 28-JUL-2012
Account: RANSIL

CERTIFICATE OF ANALYSIS WH12157312

Method	CERTIFICATE COMMENTS
ME-MS61	Interference: Ca>10% on ICP-MS As, ICP-AES results shown.
ME-MS61	REE's may not be totally soluble in this method.

ALS Canada Ltd.

2103 Dollarton Hwy
North Vancouver BC V7H 0A7
Phone: 604 984 0221 Fax: 604 984 0218 www.alsglobal.com

To: **SILVER RANGE RESOURCES LTD.**
C/O ARCHER, CATHRO & ASSOCIATES (1981) LIMITED
1016-510 W HASTINGS ST
VANCOUVER BC V6B 1L8

Finalized Date: 27-JUL-2012
Account: RANSIL

CERTIFICATE WH12157313

Project: Keg-Group 2

P.O. No.:

This report is for 7 Rock samples submitted to our lab in Whitehorse, YT, Canada on 6-JUL-2012.

The following have access to data associated with this certificate:

MATT DUMALA	JOAN MARIACHER	

SAMPLE PREPARATION

ALS CODE	DESCRIPTION
WEI-21	Received Sample Weight
LOG-22	Sample login - Rcd w/o BarCode
CRU-31	Fine crushing - 70%<2mm
CRU-QC	Crushing QC Test
SPL-21	Split sample - riffle splitter
PUL-QC	Pulverizing QC Test
PUL-31	Pulverize split to 85%<75 um

ANALYTICAL PROCEDURES

ALS CODE	DESCRIPTION	INSTRUMENT
Au-AA24	Au 50g FA AA finish	AAS
ME-MS61	48 element four acid ICP-MS	

To: **SILVER RANGE RESOURCES LTD.**
ATTN: JOAN MARIACHER
C/O ARCHER, CATHRO & ASSOCIATES (1981) LIMITED
1016-510 W HASTINGS ST
VANCOUVER BC V6B 1L8

This is the Final Report and supersedes any preliminary report with this certificate number. Results apply to samples as submitted. All pages of this report have been checked and approved for release.

***** See Appendix Page for comments regarding this certificate *****

Signature:

Colin Ramshaw, Vancouver Laboratory Manager

ALS Canada Ltd.
2103 Dollarton Hwy
North Vancouver BC V7H 0A7
Phone: 604 984 0221 Fax: 604 984 0218 www.alsglobal.com

To: **SILVER RANGE RESOURCES LTD.**
C/O ARCHER, CATHRO & ASSOCIATES (1981) LIMITED
1016-510 W HASTINGS ST
VANCOUVER BC V6B 1L8

Finalized Date: 27-JUL-2012
Account: RANSIL

Project: Keg-Group 2

CERTIFICATE OF ANALYSIS WH12157313

Sample Description	Method	WEI-21	Au-AA24	ME-MS61	ME-MS61	ME-MS61	ME-MS61	ME-MS61	ME-MS61	ME-MS61	ME-MS61	ME-MS61	ME-MS61	ME-MS61	ME-MS61	ME-MS61
	Analyte	Recvd Wt.	Au	Ag	Al	As	Ba	Be	Bi	Ca	Cd	Ce	Co	Cr	Cs	Cu
	Units	kg	ppm	ppm	%	ppm	ppm	ppm	ppm	%	ppm	ppm	ppm	ppm	ppm	ppm
	LOR	0.02	0.005	0.01	0.01	0.2	10	0.05	0.01	0.01	0.02	0.01	0.1	1	0.05	0.2
L840521		0.30	0.014	7.86	4.37	24.0	610	0.48	101.5	0.27	50.0	58.0	1.5	46	2.28	48.9
L840522		0.57	0.006	2.51	3.79	1380	260	0.82	10.35	0.04	2.08	55.6	0.9	37	1.43	16.9
L840523		0.40	0.006	1.96	3.99	87.3	870	0.71	8.67	0.03	0.49	76.4	0.5	51	2.49	5.2
L840524		0.39	0.011	2.15	1.88	230	380	0.42	11.60	0.02	0.52	17.80	0.9	30	1.39	13.4
L840525		0.27	0.019	3.33	1.15	315	400	0.27	31.2	0.04	0.19	10.40	0.3	18	0.56	3.1
L840526		0.36	<0.005	0.49	4.44	58.0	720	1.17	14.20	0.10	1.35	89.3	0.3	45	7.61	32.7
L840527		0.55	0.006	1.37	3.74	42.2	1020	0.72	10.90	0.07	2.71	83.7	0.4	49	5.88	30.0

***** See Appendix Page for comments regarding this certificate *****

ALS Canada Ltd.
2103 Dollarton Hwy
North Vancouver BC V7H 0A7
Phone: 604 984 0221 Fax: 604 984 0218 www.alsglobal.com

To: **SILVER RANGE RESOURCES LTD.**
C/O ARCHER, CATHRO & ASSOCIATES (1981) LIMITED
1016-510 W HASTINGS ST
VANCOUVER BC V6B 1L8

Finalized Date: 27-JUL-2012
Account: RANSIL

Project: Keg-Group 2

CERTIFICATE OF ANALYSIS WH12157313

Sample Description	Method	ME-MS61	ME-MS61	ME-MS61	ME-MS61	ME-MS61	ME-MS61	ME-MS61	ME-MS61	ME-MS61	ME-MS61	ME-MS61	ME-MS61	ME-MS61	ME-MS61	ME-MS61
	Analyte	Fe	Ga	Ge	Hf	In	K	La	Li	Mg	Mn	Mo	Na	Nb	Ni	P
	Units	%	ppm	ppm	ppm	ppm	%	ppm	ppm	%	ppm	ppm	%	ppm	ppm	ppm
	LOR	0.01	0.05	0.05	0.1	0.005	0.01	0.5	0.2	0.01	5	0.05	0.01	0.1	0.2	10
L840521		3.53	13.85	0.15	2.1	1.095	3.21	28.2	41.6	2.71	112	0.54	0.06	8.8	2.8	330
L840522		3.79	15.55	0.17	2.1	0.012	1.44	26.8	55.6	3.45	120	2.12	0.03	9.4	2.0	200
L840523		4.82	11.45	0.19	2.6	0.014	3.97	34.4	8.7	0.24	24	3.13	0.08	8.6	2.4	1030
L840524		2.61	6.42	0.15	1.8	<0.005	1.89	11.6	6.3	0.16	25	4.48	0.04	4.4	3.0	220
L840525		9.01	4.43	0.26	2.0	0.005	2.68	5.5	3.6	0.05	23	0.97	0.05	7.2	1.2	190
L840526		2.77	11.95	0.22	2.6	0.185	2.41	35.6	18.6	0.98	28	4.66	0.04	7.1	6.1	1540
L840527		4.46	14.50	0.19	2.5	0.055	2.86	36.1	25.0	1.26	43	18.55	0.05	9.4	5.4	1090

***** See Appendix Page for comments regarding this certificate *****

ALS Canada Ltd.
2103 Dollarton Hwy
North Vancouver BC V7H 0A7
Phone: 604 984 0221 Fax: 604 984 0218 www.alsglobal.com

To: **SILVER RANGE RESOURCES LTD.**
C/O ARCHER, CATHRO & ASSOCIATES (1981) LIMITED
1016-510 W HASTINGS ST
VANCOUVER BC V6B 1L8

Finalized Date: 27-JUL-2012
Account: RANSIL

Project: Keg-Group 2

CERTIFICATE OF ANALYSIS WH12157313

Sample Description	Method	ME-MS61	ME-MS61	ME-MS61	ME-MS61	ME-MS61	ME-MS61	ME-MS61	ME-MS61	ME-MS61	ME-MS61	ME-MS61	ME-MS61	ME-MS61	ME-MS61	ME-MS61
	Analyte	Pb	Rb	Re	S	Sb	Sc	Se	Sn	Sr	Ta	Te	Th	Ti	Tl	U
	Units	ppm	ppm	ppm	%	ppm	ppm	ppm	ppm	ppm	ppm	ppm	ppm	%	ppm	ppm
	LOR	0.5	0.1	0.002	0.01	0.05	0.1	1	0.2	0.2	0.05	0.05	0.2	0.005	0.02	0.1
L840521		87.7	130.0	<0.002	1.61	21.6	7.3	19	4.7	81.9	0.59	1.65	7.9	0.274	1.38	1.7
L840522		22.7	57.3	0.007	0.85	11.25	8.1	14	5.7	40.5	0.65	1.11	7.7	0.290	0.87	2.2
L840523		31.2	119.0	0.004	1.70	12.10	4.3	7	1.8	160.5	0.56	0.30	10.4	0.217	1.86	3.1
L840524		27.0	71.9	0.007	0.53	6.56	2.6	17	1.2	52.3	0.29	0.57	4.1	0.114	0.86	1.5
L840525		73.9	90.0	0.005	3.35	3.77	1.1	19	3.9	83.5	0.44	0.39	4.9	0.175	1.04	1.2
L840526		6.4	119.0	0.002	0.85	6.52	7.7	6	4.8	221	0.49	0.26	10.3	0.218	1.81	3.4
L840527		18.1	140.5	0.008	1.47	10.70	11.1	18	9.3	89.7	0.62	0.39	11.8	0.259	1.91	5.9

***** See Appendix Page for comments regarding this certificate *****

ALS Canada Ltd.
2103 Dollarton Hwy
North Vancouver BC V7H 0A7
Phone: 604 984 0221 Fax: 604 984 0218 www.alsglobal.com

To: **SILVER RANGE RESOURCES LTD.**
C/O ARCHER, CATHRO & ASSOCIATES (1981) LIMITED
1016- 510 W HASTINGS ST
VANCOUVER BC V6B 1L8

Finalized Date: 27- JUL- 2012
Account: RANSIL

Project: Keg- Group 2

CERTIFICATE OF ANALYSIS WH12157313

Sample Description	Method Analyte Units LOR	ME-MS61 V ppm 1	ME-MS61 W ppm 0.1	ME-MS61 Y ppm 0.1	ME-MS61 Zn ppm 2	ME-MS61 Zr ppm 0.5
L840521		47	1.2	19.4	1960	77.9
L840522		52	1.9	9.1	52	71.4
L840523		76	1.6	7.2	25	94.5
L840524		50	0.5	2.9	34	64.0
L840525		18	3.5	2.9	8	74.3
L840526		158	1.0	20.9	33	90.2
L840527		373	1.9	17.2	37	86.3

***** See Appendix Page for comments regarding this certificate *****

ALS Canada Ltd.
2103 Dollarton Hwy
North Vancouver BC V7H 0A7
Phone: 604 984 0221 Fax: 604 984 0218 www.alsglobal.com

To: **SILVER RANGE RESOURCES LTD.**
C/O ARCHER, CATHRO & ASSOCIATES (1981) LIMITED
1016-510 W HASTINGS ST
VANCOUVER BC V6B 1L8

Finalized Date: 27-JUL-2012
Account: RANSIL

Project: Keg-Group 2

CERTIFICATE OF ANALYSIS WH12157313

Method	CERTIFICATE COMMENTS
ME-MS61	REE's may not be totally soluble in this method.

ALS Canada Ltd.

2103 Dollarton Hwy
North Vancouver BC V7H 0A7
Phone: 604 984 0221 Fax: 604 984 0218 www.alsglobal.com

To: **SILVER RANGE RESOURCES LTD.**
C/O ARCHER, CATHRO & ASSOCIATES (1981) LIMITED
1016-510 W HASTINGS ST
VANCOUVER BC V6B 1L8

Finalized Date: 27-JUL-2012
Account: RANSIL

CERTIFICATE WH12157314

Project: Keg-RGS-Group 3

P.O. No.:

This report is for 5 Rock samples submitted to our lab in Whitehorse, YT, Canada on 6-JUL-2012.

The following have access to data associated with this certificate:

MATT DUMALA	JOAN MARIACHER	

SAMPLE PREPARATION

ALS CODE	DESCRIPTION
WEI-21	Received Sample Weight
LOG-22	Sample login - Rcd w/o BarCode
CRU-31	Fine crushing - 70%<2mm
CRU-QC	Crushing QC Test
SPL-21	Split sample - riffle splitter
PUL-QC	Pulverizing QC Test
PUL-31	Pulverize split to 85%<75 um

ANALYTICAL PROCEDURES

ALS CODE	DESCRIPTION	
ME-MS61	48 element four acid ICP-MS	
ME-OG62	Ore Grade Elements - Four Acid	ICP-AES
Zn-OG62	Ore Grade Zn - Four Acid	VARIABLE
Ag-OG62	Ore Grade Ag - Four Acid	VARIABLE
Pb-OG62	Ore Grade Pb - Four Acid	VARIABLE
Au-AA23	Au 30g FA-AA finish	AAS
Sn-XRF05	Sn-Trace Level XRF Analysis	XRF

To: **SILVER RANGE RESOURCES LTD.**
ATTN: JOAN MARIACHER
C/O ARCHER, CATHRO & ASSOCIATES (1981) LIMITED
1016-510 W HASTINGS ST
VANCOUVER BC V6B 1L8

This is the Final Report and supersedes any preliminary report with this certificate number. Results apply to samples as submitted. All pages of this report have been checked and approved for release.

***** See Appendix Page for comments regarding this certificate *****

Signature: 

Colin Ramshaw, Vancouver Laboratory Manager

ALS Canada Ltd.
2103 Dollarton Hwy
North Vancouver BC V7H 0A7
Phone: 604 984 0221 Fax: 604 984 0218 www.alsglobal.com

To: **SILVER RANGE RESOURCES LTD.**
C/O ARCHER, CATHRO & ASSOCIATES (1981) LIMITED
1016-510 W HASTINGS ST
VANCOUVER BC V6B 1L8

Finalized Date: 27-JUL-2012
Account: RANSIL

Project: Keg-RGS-Group 3

CERTIFICATE OF ANALYSIS WH12157314

Sample Description	Method	WEI-21	ME-MS61	ME-MS61	ME-MS61	ME-MS61	ME-MS61	ME-MS61	ME-MS61	ME-MS61	ME-MS61	ME-MS61	ME-MS61	ME-MS61	ME-MS61	ME-MS61
	Analyte	Recvd Wt.	Ag	Al	As	Ba	Be	Bi	Ca	Cd	Ce	Co	Cr	Cs	Cu	Fe
	Units	kg	ppm	%	ppm	ppm	ppm	ppm	%	ppm	ppm	ppm	ppm	ppm	ppm	%
	LOR	0.02	0.01	0.01	0.2	10	0.05	0.01	0.01	0.02	0.01	0.1	1	0.05	0.2	0.01
M676175		1.02	0.08	0.82	422	240	0.26	0.07	0.08	0.31	15.05	3.2	27	2.46	12.4	0.53
M676176		1.52	21.2	5.22	1285	1340	1.45	9.31	5.04	41.1	74.4	5.6	92	7.41	374	2.09
M676177		0.73	>100	0.16	>10000	30	0.05	258	0.03	185.0	1.69	5.0	7	0.38	1890	14.20
M676178		0.71	1.43	4.09	292	890	1.19	0.92	1.68	1.45	57.0	10.6	60	12.15	53.3	2.43
M676179		1.71	5.23	1.25	322	380	0.32	3.13	0.50	5.80	20.1	7.9	38	4.08	36.7	1.19

***** See Appendix Page for comments regarding this certificate *****

ALS Canada Ltd.
2103 Dollarton Hwy
North Vancouver BC V7H 0A7
Phone: 604 984 0221 Fax: 604 984 0218 www.alsglobal.com

To: **SILVER RANGE RESOURCES LTD.**
C/O ARCHER, CATHRO & ASSOCIATES (1981) LIMITED
1016-510 W HASTINGS ST
VANCOUVER BC V6B 1L8

Finalized Date: 27-JUL-2012
Account: RANSIL

Project: Keg-RGS-Group 3

CERTIFICATE OF ANALYSIS WH12157314

Sample Description	Method	ME-MS61	ME-MS61	ME-MS61	ME-MS61	ME-MS61	ME-MS61	ME-MS61	ME-MS61	ME-MS61	ME-MS61	ME-MS61	ME-MS61	ME-MS61	ME-MS61	ME-MS61
	Analyte	Ga	Ge	Hf	In	K	La	Li	Mg	Mn	Mo	Na	Nb	Ni	P	Pb
	Units	ppm	ppm	ppm	ppm	%	ppm	ppm	%	ppm	ppm	%	ppm	ppm	ppm	ppm
	LOR	0.05	0.05	0.1	0.005	0.01	0.5	0.2	0.01	5	0.05	0.01	0.1	0.2	10	0.5
M676175		2.41	<0.05	0.4	<0.005	0.37	5.7	9.1	0.07	105	0.42	0.01	1.5	15.9	60	5.4
M676176		13.35	0.26	2.5	0.210	4.36	41.6	41.5	2.14	694	4.63	0.37	11.6	36.5	3500	3450
M676177		1.72	2.68	<0.1	7.48	0.06	1.1	7.9	0.02	136	16.75	<0.01	0.4	2.1	160	>10000
M676178		13.20	0.14	1.5	0.059	1.88	22.7	26.4	1.42	845	1.10	0.14	7.8	38.7	370	242
M676179		4.35	0.08	0.6	0.209	0.57	9.0	24.6	0.17	318	1.74	0.01	2.1	21.7	110	714

***** See Appendix Page for comments regarding this certificate *****

ALS Canada Ltd.
2103 Dollarton Hwy
North Vancouver BC V7H 0A7
Phone: 604 984 0221 Fax: 604 984 0218 www.alsglobal.com

To: **SILVER RANGE RESOURCES LTD.**
C/O ARCHER, CATHRO & ASSOCIATES (1981) LIMITED
1016-510 W HASTINGS ST
VANCOUVER BC V6B 1L8

Finalized Date: 27-JUL-2012
Account: RANSIL

Project: Keg-RGS-Group 3

CERTIFICATE OF ANALYSIS WH12157314

Sample Description	Method	ME-MS61	ME-MS61	ME-MS61	ME-MS61	ME-MS61	ME-MS61	ME-MS61	ME-MS61	ME-MS61	ME-MS61	ME-MS61	ME-MS61	ME-MS61	ME-MS61	ME-MS61
	Analyte	Rb	Re	S	Sb	Sc	Se	Sn	Sr	Ta	Te	Th	Ti	Tl	U	V
	Units	ppm	ppm	%	ppm	ppm	ppm	ppm	ppm	ppm	ppm	ppm	%	ppm	ppm	ppm
	LOR	0.1	0.002	0.01	0.05	0.1	1	0.2	0.2	0.05	0.05	0.2	0.005	0.02	0.1	1
M676175		33.6	<0.002	0.02	2.99	2.2	1	5.6	3.8	0.08	<0.05	1.3	0.033	0.36	0.6	9
M676176		248	0.006	0.51	16.20	12.6	38	395	432	0.79	0.17	8.6	0.345	2.74	4.8	148
M676177		4.7	<0.002	5.45	397	0.4	779	>500	19.1	<0.05	11.10	0.4	<0.005	1.05	0.6	23
M676178		116.5	<0.002	0.60	2.74	10.1	4	83.7	253	0.52	0.05	6.2	0.237	1.59	1.5	69
M676179		40.3	<0.002	0.45	6.96	3.9	4	29.2	20.3	0.14	0.22	1.9	0.054	0.53	1.2	16

***** See Appendix Page for comments regarding this certificate *****

ALS Canada Ltd.
2103 Dollarton Hwy
North Vancouver BC V7H 0A7
Phone: 604 984 0221 Fax: 604 984 0218 www.alsglobal.com

To: **SILVER RANGE RESOURCES LTD.**
C/O ARCHER, CATHRO & ASSOCIATES (1981) LIMITED
1016-510 W HASTINGS ST
VANCOUVER BC V6B 1L8

Finalized Date: 27-JUL-2012
Account: RANSIL

Project: Keg-RGS-Group 3

CERTIFICATE OF ANALYSIS WH12157314

Sample Description	Method	ME-MS61	ME-MS61	ME-MS61	ME-MS61	Zn-OG62	Ag-OG62	Pb-OG62	Au-AA23	Sn-XRF05
	Analyte	W	Y	Zn	Zr	Zn	Ag	Pb	Au	Sn
	Units	ppm	ppm	ppm	ppm	%	ppm	%	ppm	ppm
	LOR	0.1	0.1	2	0.5	0.001	1	0.001	0.005	5
M676175		0.4	3.1	24	14.6				<0.005	
M676176		7.0	52.6	2730	86.8				<0.005	
M676177		8.6	0.5	>10000	1.7	1.120	463	8.63	0.013	1800
M676178		2.9	18.6	137	57.6				<0.005	
M676179		0.5	5.2	1690	24.1				<0.005	

***** See Appendix Page for comments regarding this certificate *****

ALS Canada Ltd.
2103 Dollarton Hwy
North Vancouver BC V7H 0A7
Phone: 604 984 0221 Fax: 604 984 0218 www.alsglobal.com

To: **SILVER RANGE RESOURCES LTD.**
C/O ARCHER, CATHRO & ASSOCIATES (1981) LIMITED
1016-510 W HASTINGS ST
VANCOUVER BC V6B 1L8

Project: Keg-RGS-Group 3

Finalized Date: 27-JUL-2012
Account: RANSIL

CERTIFICATE OF ANALYSIS WH12157314

Method	CERTIFICATE COMMENTS
ME-MS61	REE's may not be totally soluble in this method.

ALS Canada Ltd.
2103 Dollarton Hwy
North Vancouver BC V7H 0A7
Phone: 604 984 0221 Fax: 604 984 0218 www.alsglobal.com

To: **SILVER RANGE RESOURCES LTD.**
C/O ARCHER, CATHRO & ASSOCIATES (1981) LIMITED
1016-510 W HASTINGS ST
VANCOUVER BC V6B 1L8

Finalized Date: 29-JUL-2012
Account: RANSIL

CERTIFICATE WH12157315

Project: Keg-Main-Group 1

P.O. No.: Batch 30

This report is for 36 Drill Core samples submitted to our lab in Whitehorse, YT, Canada on 6-JUL-2012.

The following have access to data associated with this certificate:

MATT DUMALA	JOAN MARIACHER	

SAMPLE PREPARATION

ALS CODE	DESCRIPTION
WEI-21	Received Sample Weight
LOG-22	Sample login - Rcd w/o BarCode
CRU-31	Fine crushing - 70%<2mm
CRU-QC	Crushing QC Test
SPL-22Y	Split Sample - Boyd Rotary Splitter
PUL-QC	Pulverizing QC Test
PUL-31	Pulverize split to 85%<75 um
LOG-22d	Sample login - Rcd w/o BarCode dup
SPL-21d	Split sample - duplicate
PUL-31d	Pulverize Split - duplicate
LOG-23	Pulp Login - Rcvd with Barcode

ANALYTICAL PROCEDURES

ALS CODE	DESCRIPTION	INSTRUMENT
Au-AA24	Au 50g FA AA finish	AAS
ME-OG62	Ore Grade Elements - Four Acid	ICP-AES
Sn-XRF05	Sn-Trace Level XRF Analysis	XRF
ME-MS61	48 element four acid ICP-MS	
Ag-OG62	Ore Grade Ag - Four Acid	VARIABLE
Zn-OG62	Ore Grade Zn - Four Acid	VARIABLE

To: **SILVER RANGE RESOURCES LTD.**
ATTN: JOAN MARIACHER
C/O ARCHER, CATHRO & ASSOCIATES (1981) LIMITED
1016-510 W HASTINGS ST
VANCOUVER BC V6B 1L8

This is the Final Report and supersedes any preliminary report with this certificate number. Results apply to samples as submitted. All pages of this report have been checked and approved for release.

***** See Appendix Page for comments regarding this certificate *****

Signature: 

Colin Ramshaw, Vancouver Laboratory Manager

ALS Canada Ltd.
2103 Dollarton Hwy
North Vancouver BC V7H 0A7
Phone: 604 984 0221 Fax: 604 984 0218 www.alsglobal.com

To: **SILVER RANGE RESOURCES LTD.**
C/O ARCHER, CATHRO & ASSOCIATES (1981) LIMITED
1016-510 W HASTINGS ST
VANCOUVER BC V6B 1L8

Finalized Date: 29-JUL-2012
Account: RANSIL

Project: Keg-Main-Group 1

CERTIFICATE OF ANALYSIS WH12157315

Sample Description	Method / Analyte / Units / LOR	WEI-21 Recvd Wt. kg 0.02	Au-AA24 Au ppm 0.005	Sn-XRF05 Sn ppm 5	ME-MS61 Ag ppm 0.01	ME-MS61 Al % 0.01	ME-MS61 As ppm 0.2	ME-MS61 Ba ppm 10	ME-MS61 Be ppm 0.05	ME-MS61 Bi ppm 0.01	ME-MS61 Ca % 0.01	ME-MS61 Cd ppm 0.02	ME-MS61 Ce ppm 0.01	ME-MS61 Co ppm 0.1	ME-MS61 Cr ppm 1	ME-MS61 Cs ppm 0.05
K284555		8.24	0.005	63	9.28	4.46	12	990	1.19	16.70	12.05	24.4	45.2	8.9	75	6.29
K284556		8.40	0.005	41	2.54	3.80	13	570	0.93	4.63	12.80	3.83	38.7	5.9	70	3.47
K284557		7.73	<0.005	51	1.96	4.29	11.4	800	1.18	3.77	8.87	5.58	48.2	6.3	73	9.41
K284558		3.12	<0.005	59	1.67	4.18	10.3	740	1.24	3.33	8.67	3.99	49.3	6.0	73	9.78
K284559		2.62	<0.005	91	3.33	4.11	<5	440	1.16	6.47	12.30	6.89	43.5	6.6	58	18.00
K284560		5.06	<0.005	74	1.85	4.11	45.6	1080	1.32	4.12	8.50	5.41	57.8	8.1	77	7.64
K284561		4.30	<0.005	63	0.76	4.71	8.6	830	1.40	1.30	8.63	1.44	52.2	6.9	68	6.93
K284562		3.78	<0.005	93	1.35	4.09	7	200	1.22	2.26	12.70	1.10	44.7	7.1	52	7.46
K284563		3.71	<0.005	<5	0.01	0.07	<5	20	0.05	0.01	22.6	0.07	1.40	1.6	<1	0.18
K284564		3.96	<0.005	114	1.62	4.10	11	240	1.15	2.63	12.45	0.84	50.6	5.3	60	8.18
K284565		3.91	<0.005	95	0.38	4.76	5	880	1.22	0.60	10.25	1.28	51.8	5.7	67	7.22
K284566		8.16	<0.005	64	5.13	4.61	12.5	900	1.19	9.59	9.43	12.15	49.0	7.3	75	9.12
K284567		7.69	<0.005	52	1.35	3.64	20	910	0.97	2.45	11.20	3.58	43.0	5.3	60	6.59
K284568		0.21	<0.005	168	14.70	4.23	133.0	1470	1.26	55.2	8.09	61.1	48.1	6.9	65	5.82
K284569		7.23	<0.005	51	1.49	4.67	35	1520	1.42	2.81	10.55	4.87	48.6	8.3	73	5.25
K284570		7.22	<0.005	46	1.88	4.51	18.1	1310	1.48	3.97	8.07	6.04	46.8	6.9	74	7.68
K284571		7.55	<0.005	49	1.20	4.27	15.3	1010	1.25	2.50	7.44	3.23	43.7	6.7	62	6.36
K284572		7.20	<0.005	68	5.62	4.77	27.4	1500	1.41	12.40	6.53	13.05	49.5	7.7	91	8.77
K284573		7.93	<0.005	49	2.22	5.34	19.0	1180	1.47	4.03	5.73	6.45	47.8	8.9	118	9.29
K284574		3.44	<0.005	<5	0.03	0.12	<5	20	0.18	0.10	21.1	0.14	1.45	1.4	2	0.15
K284575		8.57	<0.005	48	0.80	4.18	21	1850	0.92	1.17	10.15	4.67	42.6	5.9	63	6.99
K284576		4.96	<0.005	58	1.48	4.91	5	2560	1.20	1.95	10.35	8.86	51.5	7.3	71	18.65
K284577		1.93	<0.005	100	2.96	5.69	93.4	3330	0.48	5.31	2.18	15.90	30.0	4.9	86	5.27
K284578		<0.02	<0.005	102	2.94	5.77	89.2	3350	0.57	5.53	2.37	14.80	29.9	5.3	84	5.81
K284579		7.00	<0.005	165	3.38	3.41	59	670	0.72	6.64	19.30	15.75	38.4	4.9	47	1.67
K284580		7.90	<0.005	190	2.84	5.04	100	1540	1.14	5.08	12.00	16.40	49.5	9.0	102	4.39
K284581		7.26	<0.005	457	85.9	4.70	125	1290	1.07	139.5	10.80	35.4	41.7	6.9	94	3.96
K284582		5.39	<0.005	159	3.74	4.27	30	1100	1.07	6.95	11.25	19.40	43.3	4.6	69	4.80
K284583		2.59	<0.005	350	63.3	2.64	173	120	0.57	141.5	11.25	118.0	24.1	4.7	35	0.66
K284584		2.94	0.011	551	>100	4.74	4060	150	1.26	208	8.93	185.0	30.2	7.4	50	11.55
K284585		6.18	<0.005	235	51.1	3.33	211	460	0.88	92.3	7.94	70.9	42.5	6.3	70	1.71
K284586		0.21	<0.005	170	14.45	4.45	139.5	1530	1.11	49.9	8.46	63.0	47.5	7.1	72	5.44
K284587		4.03	<0.005	129	12.20	5.01	110.0	750	1.20	25.0	7.64	28.8	46.1	9.0	98	5.79
K284588		5.23	<0.005	128	14.70	3.74	64.3	1260	0.86	31.4	6.81	38.1	47.5	6.6	63	8.15
K284589		2.90	<0.005	64	1.55	5.08	48.4	1560	1.20	1.00	6.33	9.82	55.5	8.2	80	6.06
K284590		7.60	0.005	52	0.75	5.34	38.5	1370	1.32	1.12	5.64	5.72	55.7	7.9	92	8.80

***** See Appendix Page for comments regarding this certificate *****

ALS Canada Ltd.
2103 Dollarton Hwy
North Vancouver BC V7H 0A7
Phone: 604 984 0221 Fax: 604 984 0218 www.alsglobal.com

To: **SILVER RANGE RESOURCES LTD.**
C/O ARCHER, CATHRO & ASSOCIATES (1981) LIMITED
1016-510 W HASTINGS ST
VANCOUVER BC V6B 1L8

Finalized Date: 29-JUL-2012
Account: RANSIL

Project: Keg-Main-Group 1

CERTIFICATE OF ANALYSIS WH12157315

Sample Description	Method	ME-MS61	ME-MS61	ME-MS61	ME-MS61	ME-MS61	ME-MS61	ME-MS61	ME-MS61	ME-MS61	ME-MS61	ME-MS61	ME-MS61	ME-MS61	ME-MS61	ME-MS61
	Analyte	Cu	Fe	Ga	Ge	Hf	In	K	La	Li	Mg	Mn	Mo	Na	Nb	Ni
	Units	ppm	%	ppm	ppm	ppm	ppm	%	ppm	ppm	%	ppm	ppm	%	ppm	ppm
	LOR	0.2	0.01	0.05	0.05	0.1	0.005	0.01	0.5	0.2	0.01	5	0.05	0.01	0.1	0.2
K284555		188.0	2.41	12.20	0.17	1.8	0.482	2.00	25.8	39.1	2.00	788	62.8	0.33	8.8	75.0
K284556		106.0	1.96	10.40	0.09	1.7	0.102	1.40	23.2	34.2	2.30	1120	8.59	0.35	6.8	39.1
K284557		110.5	1.86	11.65	0.10	1.9	0.143	2.14	27.6	22.4	2.02	893	8.62	0.35	8.6	40.9
K284558		115.0	1.85	11.35	0.09	1.8	0.121	1.86	27.9	22.1	2.04	978	8.41	0.34	8.3	38.6
K284559		131.5	2.99	11.75	0.09	1.8	0.185	0.76	25.5	20.1	3.73	2420	5.13	0.21	8.6	34.9
K284560		164.5	2.47	11.30	0.12	2.2	0.154	2.48	33.3	23.9	2.39	1260	7.86	0.22	10.4	51.5
K284561		101.5	2.33	12.45	0.09	2.0	0.069	2.14	29.3	27.2	2.56	1160	4.12	0.23	9.4	41.4
K284562		129.5	3.52	12.95	0.09	1.6	0.107	0.39	27.3	52.8	4.67	3030	2.30	0.11	8.1	24.9
K284563		1.7	0.47	0.36	<0.05	<0.1	0.005	0.03	0.7	1.1	13.75	212	0.14	0.01	0.4	3.0
K284564		49.7	2.79	11.15	0.07	1.7	0.090	0.50	30.0	33.8	3.92	2390	2.32	0.14	8.2	24.3
K284565		59.1	2.52	12.40	0.08	1.9	0.080	1.88	29.6	38.5	3.20	1660	4.05	0.27	9.2	35.3
K284566		222	2.26	12.65	0.12	1.9	0.228	2.34	28.0	29.6	2.27	1050	7.93	0.40	8.8	43.4
K284567		60.7	1.70	9.23	0.07	1.7	0.078	1.79	25.5	35.6	2.29	920	8.73	0.29	6.9	34.9
K284568		786	3.41	12.50	0.17	1.6	2.48	1.88	25.3	36.2	2.19	1700	15.45	0.24	9.0	49.1
K284569		117.5	2.22	12.20	0.12	1.9	0.085	2.58	27.2	52.1	2.46	889	21.2	0.20	8.9	59.7
K284570		102.5	1.96	11.80	0.09	1.8	0.131	2.07	25.7	39.8	2.14	812	11.05	0.27	8.6	41.4
K284571		84.0	1.76	11.00	0.10	1.6	0.096	2.07	23.0	29.1	2.05	721	5.96	0.26	7.9	40.5
K284572		150.0	2.21	12.55	0.16	1.9	0.318	2.68	27.2	37.7	2.01	741	21.8	0.31	9.3	52.2
K284573		209	2.36	13.60	0.13	1.9	0.160	2.91	24.7	25.3	2.01	594	15.55	0.51	10.1	61.4
K284574		4.8	0.44	0.32	<0.05	<0.1	0.006	0.03	0.7	3.1	13.60	194	0.32	0.01	0.3	1.0
K284575		104.0	1.86	10.50	0.07	1.6	0.092	2.56	21.9	18.8	2.72	903	4.89	0.28	7.6	43.8
K284576		123.5	2.22	11.45	0.08	1.8	0.134	2.67	26.8	22.1	2.43	1060	4.35	0.34	9.0	45.1
K284577		165.5	2.26	13.60	0.07	2.1	0.230	3.42	16.9	28.0	0.67	241	10.85	0.13	11.2	39.5
K284578		162.5	2.18	13.30	0.08	2.2	0.221	3.49	16.7	28.4	0.65	261	9.91	0.13	11.0	39.2
K284579		29.8	1.58	8.66	0.05	1.6	0.101	1.01	21.8	34.1	1.23	1020	22.8	0.06	6.9	36.6
K284580		249	2.36	13.00	0.10	2.0	0.175	2.01	28.0	36.4	2.12	1190	49.6	0.09	9.7	82.8
K284581		3270	3.05	12.45	0.22	1.9	1.670	1.31	23.1	41.7	1.90	1340	62.9	0.08	8.9	54.5
K284582		140.5	2.11	11.05	0.06	1.7	0.154	0.86	23.3	73.3	2.83	1840	6.76	0.19	8.0	43.6
K284583		683	3.03	9.73	0.21	0.9	1.760	0.06	13.3	67.1	2.04	2490	23.7	0.04	4.8	18.9
K284584		4070	4.70	11.60	0.28	1.4	10.40	0.32	18.1	40.2	1.01	2090	45.4	0.04	6.3	60.4
K284585		2750	3.02	9.32	0.20	1.5	2.00	0.71	24.4	84.9	2.14	2000	33.3	0.06	7.6	41.2
K284586		823	3.57	11.75	0.16	1.5	2.59	1.97	24.2	36.0	2.30	1780	14.70	0.25	9.4	50.1
K284587		405	2.83	13.00	0.16	1.9	0.457	2.06	24.9	82.7	2.91	1850	21.1	0.20	9.7	59.8
K284588		370	2.45	9.08	0.14	1.5	0.719	1.37	25.0	42.6	2.15	1360	30.1	0.21	7.5	58.0
K284589		628	2.15	12.75	0.11	2.2	0.203	2.61	29.6	41.2	2.53	836	13.65	0.35	10.5	69.4
K284590		142.0	2.21	13.35	0.15	2.1	0.117	2.74	31.2	29.3	2.36	725	12.40	0.42	9.8	70.6

***** See Appendix Page for comments regarding this certificate *****

ALS Canada Ltd.
2103 Dollarton Hwy
North Vancouver BC V7H 0A7
Phone: 604 984 0221 Fax: 604 984 0218 www.alsglobal.com

To: **SILVER RANGE RESOURCES LTD.**
C/O ARCHER, CATHRO & ASSOCIATES (1981) LIMITED
1016-510 W HASTINGS ST
VANCOUVER BC V6B 1L8

Finalized Date: 29-JUL-2012
Account: RANSIL

Project: Keg-Main-Group 1

CERTIFICATE OF ANALYSIS WH12157315

Sample Description	Method	ME-MS61	ME-MS61	ME-MS61	ME-MS61	ME-MS61	ME-MS61	ME-MS61	ME-MS61	ME-MS61	ME-MS61	ME-MS61	ME-MS61	ME-MS61	ME-MS61	ME-MS61
	Analyte	P	Pb	Rb	Re	S	Sb	Sc	Se	Sn	Sr	Ta	Te	Th	Ti	Tl
	Units	ppm	ppm	ppm	ppm	%	ppm	ppm	ppm	ppm	ppm	ppm	ppm	ppm	%	ppm
	LOR	10	0.5	0.1	0.002	0.01	0.05	0.1	1	0.2	0.2	0.05	0.05	0.2	0.005	0.02
K284555		2010	2110	94.9	0.076	1.04	7.25	8.3	30	63.9	327	0.64	0.14	6.7	0.283	0.96
K284556		1960	454	66.3	0.012	0.60	4.35	7.5	15	43.4	320	0.50	0.06	5.8	0.227	0.68
K284557		2270	312	109.5	0.012	0.63	3.95	8.2	12	58.3	286	0.64	<0.05	6.7	0.279	1.12
K284558		2410	258	93.4	0.010	0.60	4.23	7.7	10	63.5	270	0.60	<0.05	6.6	0.275	0.93
K284559		2010	583	45.6	0.008	0.63	6.67	7.6	12	102.5	276	0.63	0.05	6.4	0.279	0.37
K284560		2510	270	117.5	0.010	0.33	7.87	10.0	9	77.9	349	0.78	0.05	8.1	0.329	1.12
K284561		1750	94.1	101.5	0.006	0.60	4.25	8.7	8	69.1	294	0.71	<0.05	7.3	0.307	0.94
K284562		2070	226	22.3	0.005	0.56	8.32	6.9	7	101.5	182.5	0.58	<0.05	5.9	0.259	0.18
K284563		330	1.8	1.5	<0.002	0.02	0.05	0.3	1	0.3	46.2	<0.05	<0.05	<0.2	<0.005	<0.02
K284564		2250	279	27.8	0.004	0.17	7.78	7.0	5	127.0	192.5	0.60	<0.05	6.1	0.271	0.19
K284565		1880	42.4	88.7	0.007	0.47	23.1	8.1	7	99.3	287	0.68	<0.05	7.1	0.308	0.84
K284566		2210	958	110.5	0.013	0.79	7.10	8.2	23	72.7	252	0.66	0.10	7.2	0.294	1.19
K284567		2440	230	83.3	0.013	0.40	4.16	6.5	12	53.1	259	0.53	0.05	5.7	0.226	0.85
K284568		1160	1040	89.7	0.016	1.06	8.77	7.7	29	153.0	207	0.65	0.26	6.6	0.293	0.88
K284569		1870	203	122.5	0.040	0.43	5.99	9.3	13	51.6	356	0.64	0.06	7.0	0.291	1.23
K284570		1380	212	93.7	0.015	0.43	5.61	7.9	14	48.5	278	0.64	0.07	6.6	0.285	0.92
K284571		1000	118.0	95.2	0.011	0.52	4.70	7.6	11	49.3	277	0.58	0.07	6.0	0.257	0.97
K284572		1440	682	116.0	0.022	0.92	6.00	8.6	25	68.9	271	0.68	0.13	7.0	0.307	1.18
K284573		1760	255	130.5	0.025	1.03	3.76	10.7	22	50.2	278	0.76	0.06	7.4	0.321	1.24
K284574		210	4.6	1.7	<0.002	<0.01	0.05	0.4	1	0.2	48.8	<0.05	<0.05	<0.2	<0.005	<0.02
K284575		1340	78.8	120.0	0.011	0.42	3.43	7.8	12	48.9	250	0.59	<0.05	5.9	0.255	1.09
K284576		2240	87.0	126.0	0.012	0.54	3.12	9.5	8	56.6	314	0.71	<0.05	7.2	0.306	1.12
K284577		2220	449	169.0	0.002	0.10	24.9	12.0	7	107.5	316	0.83	0.06	8.5	0.364	1.59
K284578		2160	461	168.5	0.002	0.10	22.7	12.0	7	107.5	319	0.88	0.07	8.9	0.364	1.70
K284579		2400	438	53.3	0.011	0.06	11.80	5.7	7	179.5	257	0.52	0.06	4.8	0.222	0.44
K284580		2230	347	94.1	0.064	0.20	9.36	9.5	7	197.0	189.5	0.74	0.05	7.2	0.313	0.89
K284581		1780	8720	63.9	0.077	0.27	22.8	9.5	55	470	176.0	0.69	0.62	6.5	0.289	0.84
K284582		2090	569	55.4	0.011	0.20	13.05	8.9	10	173.0	276	0.60	0.05	6.4	0.259	0.51
K284583		1100	6240	5.6	0.007	0.37	21.2	3.4	60	349	90.4	0.38	0.57	3.3	0.162	0.37
K284584		1440	9050	32.0	0.019	0.24	111.5	5.7	71	>500	87.1	0.48	1.05	4.3	0.204	0.40
K284585		2410	8780	44.5	0.028	0.43	26.5	7.9	48	243	115.5	0.58	0.45	5.7	0.252	0.50
K284586		1210	1090	92.7	0.020	1.11	8.40	8.6	29	158.5	218	0.69	0.26	6.8	0.306	0.90
K284587		1850	1660	121.0	0.027	0.94	10.30	9.9	28	134.0	189.5	0.74	0.16	7.5	0.315	1.17
K284588		2340	1720	68.3	0.020	0.88	5.59	6.6	27	138.5	219	0.60	0.19	5.6	0.251	0.76
K284589		2060	60.9	122.0	0.022	0.70	5.72	10.3	11	62.4	296	0.80	0.05	8.0	0.331	1.18
K284590		2480	36.8	129.5	0.018	0.85	5.34	10.7	12	52.1	280	0.74	0.07	7.9	0.316	1.30

***** See Appendix Page for comments regarding this certificate *****

ALS Canada Ltd.
2103 Dollarton Hwy
North Vancouver BC V7H 0A7
Phone: 604 984 0221 Fax: 604 984 0218 www.alsglobal.com

To: **SILVER RANGE RESOURCES LTD.**
C/O ARCHER, CATHRO & ASSOCIATES (1981) LIMITED
1016-510 W HASTINGS ST
VANCOUVER BC V6B 1L8

Finalized Date: 29-JUL-2012
Account: RANSIL

Project: Keg-Main-Group 1

CERTIFICATE OF ANALYSIS WH12157315

Sample Description	Method	ME-MS61	ME-MS61	ME-MS61	ME-MS61	ME-MS61	ME-MS61	Ag-OG62	Zn-OG62
	Analyte	U	V	W	Y	Zn	Zr	Ag	Zn
	Units	ppm	ppm	ppm	ppm	ppm	ppm	ppm	%
	LOR	0.1	1	0.1	0.1	2	0.5	1	0.001
K284555		7.4	531	1.4	30.7	1600	70.1		
K284556		3.8	129	0.9	27.0	288	61.1		
K284557		3.6	125	1.1	31.7	402	70.7		
K284558		3.8	121	1.1	32.8	297	68.7		
K284559		3.0	100	1.0	29.3	518	65.4		
K284560		3.8	149	1.4	39.0	502	81.4		
K284561		3.1	108	1.2	33.2	133	70.1		
K284562		2.8	91	0.8	29.2	150	55.6		
K284563		0.5	3	0.1	1.0	17	<0.5		
K284564		2.7	95	1.0	32.5	148	59.0		
K284565		3.2	122	1.2	32.6	167	69.8		
K284566		3.5	134	1.3	31.2	813	70.0		
K284567		3.9	130	1.2	29.5	289	60.0		
K284568		3.5	140	3.3	27.0	3240	56.8		
K284569		5.3	254	1.4	29.7	329	71.5		
K284570		3.6	192	1.3	27.2	436	65.1		
K284571		3.0	104	1.1	23.5	247	58.3		
K284572		4.8	324	1.3	29.7	880	71.4		
K284573		4.4	199	1.3	31.0	453	73.0		
K284574		0.9	3	0.1	1.1	20	<0.5		
K284575		3.0	108	1.0	26.4	276	58.3		
K284576		3.9	124	1.3	32.0	499	65.0		
K284577		3.9	295	44.6	18.5	1800	79.8		
K284578		3.9	287	45.3	18.0	1760	78.8		
K284579		3.8	288	2.7	26.6	596	57.4		
K284580		7.7	703	2.3	36.5	1030	73.0		
K284581		7.4	532	2.7	30.6	2870	67.3		
K284582		3.8	131	11.6	30.5	951	62.3		
K284583		2.7	73	4.7	18.2	7200	26.1		
K284584		9.0	274	6.1	24.1	>10000	42.3	101	1.850
K284585		5.5	176	2.6	31.5	4250	53.6		
K284586		3.6	143	2.7	28.2	3380	53.7		
K284587		4.1	241	4.1	31.2	1770	72.1		
K284588		5.5	258	1.5	34.9	2230	54.3		
K284589		4.8	192	1.4	40.0	453	81.4		
K284590		4.7	199	1.7	43.3	428	78.9		

***** See Appendix Page for comments regarding this certificate *****

ALS Canada Ltd.
2103 Dollarton Hwy
North Vancouver BC V7H 0A7
Phone: 604 984 0221 Fax: 604 984 0218 www.alsglobal.com

To: **SILVER RANGE RESOURCES LTD.**
C/O ARCHER, CATHRO & ASSOCIATES (1981) LIMITED
1016-510 W HASTINGS ST
VANCOUVER BC V6B 1L8

Finalized Date: 29-JUL-2012
Account: RANSIL

Project: Keg-Main-Group 1

CERTIFICATE OF ANALYSIS WH12157315

Method	CERTIFICATE COMMENTS
ME-MS61	Interference: Ca>10% on ICP-MS As, ICP-AES results shown.
ME-MS61	REE's may not be totally soluble in this method.

ALS Canada Ltd.

2103 Dollarton Hwy
North Vancouver BC V7H 0A7
Phone: 604 984 0221 Fax: 604 984 0218 www.alsglobal.com

To: **SILVER RANGE RESOURCES LTD.**
C/O ARCHER, CATHRO & ASSOCIATES (1981) LIMITED
1016-510 W HASTINGS ST
VANCOUVER BC V6B 1L8

Finalized Date: 26-JUL-2012
Account: RANSIL

CERTIFICATE WH12157316

Project: Keg-Main-Group 1

P.O. No.: Batch 29

This report is for 36 Drill Core samples submitted to our lab in Whitehorse, YT, Canada on 6-JUL-2012.

The following have access to data associated with this certificate:

MATT DUMALA	JOAN MARIACHER	

SAMPLE PREPARATION

ALS CODE	DESCRIPTION
WEI-21	Received Sample Weight
LOG-22	Sample login - Rcd w/o BarCode
CRU-31	Fine crushing - 70%<2mm
CRU-QC	Crushing QC Test
SPL-22Y	Split Sample - Boyd Rotary Splitter
PUL-QC	Pulverizing QC Test
PUL-31	Pulverize split to 85%<75 um
LOG-22d	Sample login - Rcd w/o BarCode dup
SPL-21d	Split sample - duplicate
PUL-31d	Pulverize Split - duplicate
LOG-23	Pulp Login - Rcvd with Barcode

ANALYTICAL PROCEDURES

ALS CODE	DESCRIPTION	INSTRUMENT
Au-AA24	Au 50g FA AA finish	AAS
Sn-XRF05	Sn-Trace Level XRF Analysis	XRF
ME-MS61	48 element four acid ICP-MS	

To: **SILVER RANGE RESOURCES LTD.**
ATTN: JOAN MARIACHER
C/O ARCHER, CATHRO & ASSOCIATES (1981) LIMITED
1016-510 W HASTINGS ST
VANCOUVER BC V6B 1L8

This is the Final Report and supersedes any preliminary report with this certificate number. Results apply to samples as submitted. All pages of this report have been checked and approved for release.

***** See Appendix Page for comments regarding this certificate *****

Signature:

Colin Ramshaw, Vancouver Laboratory Manager

ALS Canada Ltd.
2103 Dollarton Hwy
North Vancouver BC V7H 0A7
Phone: 604 984 0221 Fax: 604 984 0218 www.alsglobal.com

To: **SILVER RANGE RESOURCES LTD.**
C/O ARCHER, CATHRO & ASSOCIATES (1981) LIMITED
1016-510 W HASTINGS ST
VANCOUVER BC V6B 1L8

Finalized Date: 26-JUL-2012
Account: RANSIL

Project: Keg-Main-Group 1

CERTIFICATE OF ANALYSIS WH12157316

Sample Description	Method	WEI-21	Au-AA24	Sn-XRF05	ME-MS61	ME-MS61	ME-MS61	ME-MS61	ME-MS61	ME-MS61	ME-MS61	ME-MS61	ME-MS61	ME-MS61	ME-MS61	ME-MS61
	Analyte	Recvd Wt.	Au	Sn	Ag	Al	As	Ba	Be	Bi	Ca	Cd	Ce	Co	Cr	Cs
	Units	kg	ppm	ppm	ppm	%	ppm	ppm	ppm	ppm	%	ppm	ppm	ppm	ppm	ppm
	LOR	0.02	0.005	5	0.01	0.01	0.2	10	0.05	0.01	0.01	0.02	0.01	0.1	1	0.05
K284519		7.21	<0.005	45	0.82	4.49	20.6	1120	1.13	1.35	8.40	2.79	45.4	6.2	55	5.83
K284520		6.85	<0.005	37	1.43	4.06	40.9	610	1.35	2.13	7.24	4.59	45.5	6.9	54	4.43
K284521		7.24	<0.005	40	0.82	4.28	44.8	570	1.34	1.14	6.34	9.79	44.9	8.3	62	5.63
K284522		5.87	<0.005	41	1.64	5.22	48.6	1010	1.54	2.95	6.62	2.75	44.4	7.9	56	18.30
K284523		3.94	<0.005	<5	0.03	0.08	8	20	0.06	0.06	21.3	0.07	1.29	1.5	<1	0.17
K284524		6.67	<0.005	46	1.37	4.08	20.2	790	1.20	2.84	9.44	2.15	42.0	4.8	41	3.90
K284525		6.85	<0.005	42	5.88	3.69	10.1	840	1.00	13.05	9.61	8.44	42.0	4.7	31	5.55
K284526		6.43	<0.005	35	2.20	4.78	18.1	780	1.43	4.74	7.06	1.99	43.3	7.3	62	8.00
K284527		5.62	<0.005	30	1.68	4.47	34.3	870	1.12	3.42	6.43	2.20	45.3	6.2	56	6.12
K284528		6.95	<0.005	98	43.0	3.69	216	820	0.94	97.9	7.75	56.0	36.7	6.9	54	2.67
K284529		3.18	<0.005	<5	0.04	0.07	<5	20	0.05	0.09	21.7	0.10	1.22	1.5	1	0.15
K284530		4.33	<0.005	28	0.23	4.78	39.3	1160	1.48	0.56	4.67	0.60	50.7	7.3	78	5.11
K284531		3.36	<0.005	21	0.23	5.31	22.7	910	1.39	0.57	3.94	0.32	56.7	7.0	60	5.04
K284532		7.04	<0.005	12	0.15	5.35	21.6	520	1.40	0.33	4.03	0.25	53.9	8.2	69	4.71
K284533		0.21	<0.005	169	13.50	4.24	117.0	1420	1.17	48.5	7.79	60.1	45.9	6.3	62	5.13
K284534		8.43	<0.005	19	0.15	5.33	27.7	800	1.48	0.28	4.19	0.32	58.0	7.7	73	5.61
K284535		7.44	<0.005	26	0.29	3.97	30.3	710	1.05	0.58	4.47	0.43	37.3	5.5	71	6.56
K284536		6.32	<0.005	23	0.28	4.15	11.5	650	1.12	0.50	4.65	1.04	37.7	6.9	64	7.22
K284537		7.35	<0.005	42	7.03	4.50	17.3	900	1.18	17.70	7.88	4.59	45.1	6.2	48	8.54
K284538		<0.02	<0.005	44	6.60	4.37	22.5	890	1.10	15.95	7.57	4.65	44.5	6.0	49	8.11
K284539		3.18	<0.005	75	22.5	3.14	21	90	1.24	52.5	13.50	24.5	35.7	4.2	44	3.11
K284540		3.56	<0.005	25	0.52	3.29	10.9	610	0.93	0.98	6.15	7.26	26.0	6.0	62	2.50
K284541		7.13	<0.005	32	1.53	3.37	14	700	0.92	3.22	13.00	2.36	33.8	4.4	50	3.36
K284542		6.69	<0.005	33	0.85	3.98	45.5	600	1.11	1.71	5.31	1.77	37.0	6.1	58	4.61
K284543		6.66	<0.005	49	1.10	3.94	11.1	500	1.03	2.30	6.60	2.94	42.5	6.3	54	9.65
K284544		6.93	<0.005	23	0.41	4.15	16.6	510	1.09	0.77	6.34	1.39	38.0	6.1	63	6.49
K284545		4.01	<0.005	24	0.45	4.20	17.3	530	1.11	0.75	6.09	0.72	38.5	6.0	67	6.40
K284546		7.28	<0.005	47	1.65	3.41	15	300	0.86	3.51	11.10	2.90	34.7	4.1	37	7.32
K284547		6.52	<0.005	31	0.52	3.57	16	630	0.95	0.96	10.20	5.27	35.0	5.8	60	9.53
K284548		6.89	<0.005	30	0.41	3.97	10.1	610	1.11	0.77	7.44	6.83	39.9	6.7	70	6.15
K284549		6.93	<0.005	35	0.70	4.21	6.7	760	1.13	1.34	7.87	10.10	40.6	7.7	58	7.47
K284550		0.20	<0.005	171	13.70	4.19	113.5	1400	1.14	47.0	7.73	59.7	45.1	6.1	61	5.05
K284551		6.74	<0.005	40	0.65	4.66	38.1	810	1.34	1.18	8.04	4.48	47.8	7.4	72	15.15
K284552		4.38	<0.005	33	1.11	4.51	13.1	910	1.49	2.84	8.97	4.30	45.8	7.0	66	13.30
K284553		5.14	<0.005	54	3.57	3.04	125	440	1.11	7.05	17.10	11.40	35.8	4.5	33	8.25
K284554		4.50	<0.005	54	0.69	4.78	7	1360	1.54	1.26	10.85	5.83	50.2	8.0	67	17.30

***** See Appendix Page for comments regarding this certificate *****

ALS Canada Ltd.
2103 Dollarton Hwy
North Vancouver BC V7H 0A7
Phone: 604 984 0221 Fax: 604 984 0218 www.alsglobal.com

To: **SILVER RANGE RESOURCES LTD.**
C/O ARCHER, CATHRO & ASSOCIATES (1981) LIMITED
1016-510 W HASTINGS ST
VANCOUVER BC V6B 1L8

Finalized Date: 26-JUL-2012
Account: RANSIL

Project: Keg-Main-Group 1

CERTIFICATE OF ANALYSIS WH12157316

Sample Description	Method	ME-MS61	ME-MS61	ME-MS61	ME-MS61	ME-MS61	ME-MS61	ME-MS61	ME-MS61	ME-MS61	ME-MS61	ME-MS61	ME-MS61	ME-MS61	ME-MS61	ME-MS61
	Analyte	Cu	Fe	Ga	Ge	Hf	In	K	La	Li	Mg	Mn	Mo	Na	Nb	Ni
	Units	ppm	%	ppm	ppm	ppm	ppm	%	ppm	ppm	%	ppm	ppm	%	ppm	ppm
	LOR	0.2	0.01	0.05	0.05	0.1	0.005	0.01	0.5	0.2	0.01	5	0.05	0.01	0.1	0.2
K284519		116.0	1.82	10.15	0.11	1.7	0.062	2.88	25.2	25.6	2.16	584	5.79	0.35	8.1	38.0
K284520		309	1.99	10.45	0.14	1.5	0.116	1.83	25.7	35.5	2.06	899	5.76	0.20	7.2	39.6
K284521		188.0	2.01	11.35	0.16	1.6	0.158	1.76	24.7	34.4	2.23	574	5.88	0.24	8.1	44.8
K284522		133.5	2.01	13.90	0.18	1.8	0.070	2.86	23.6	33.5	2.03	480	6.11	0.28	9.7	45.4
K284523		2.7	0.45	0.41	0.28	<0.1	<0.005	0.04	0.6	1.3	12.70	191	0.16	0.01	0.4	2.3
K284524		82.7	1.87	9.68	0.15	1.5	0.068	2.16	22.1	60.4	2.16	744	3.82	0.20	7.4	25.8
K284525		79.9	1.68	9.58	0.15	1.3	0.183	1.84	22.6	35.0	2.04	804	2.24	0.28	6.2	18.0
K284526		93.2	2.11	12.65	0.16	1.8	0.071	2.94	23.3	39.3	2.11	615	5.10	0.40	8.8	43.7
K284527		91.6	1.93	10.60	0.15	1.7	0.073	2.93	23.6	19.7	2.05	534	3.75	0.42	8.4	30.5
K284528		511	2.35	10.05	0.30	1.4	1.040	1.32	21.0	51.2	2.13	922	5.15	0.19	6.1	33.0
K284529		2.3	0.45	0.38	0.28	<0.1	<0.005	0.03	0.6	1.1	12.90	193	0.13	0.01	0.4	2.4
K284530		80.6	1.85	12.60	0.19	1.8	0.040	2.81	26.3	43.7	2.01	477	4.93	0.35	8.7	45.3
K284531		72.8	2.06	12.70	0.23	2.1	0.033	3.49	27.7	28.7	2.04	380	2.36	0.50	10.3	35.9
K284532		80.5	2.38	13.10	0.23	2.1	0.027	2.90	26.9	24.0	2.32	317	2.58	0.56	9.3	43.7
K284533		766	3.39	11.50	0.19	1.6	2.24	1.88	24.9	36.4	2.15	1660	13.45	0.24	8.3	42.1
K284534		74.2	2.19	12.80	0.22	2.2	0.035	3.05	29.2	19.9	2.11	359	3.00	0.65	9.9	41.0
K284535		66.4	1.67	10.25	0.17	1.5	0.037	2.34	20.2	24.2	2.11	525	4.57	0.36	6.8	34.5
K284536		86.3	1.93	10.75	0.18	1.5	0.046	2.38	20.0	28.7	1.85	479	4.42	0.40	7.1	34.4
K284537		80.6	2.00	10.70	0.16	1.8	0.122	2.48	23.8	22.6	2.49	897	3.43	0.37	8.3	29.7
K284538		80.9	1.94	10.35	0.17	1.7	0.120	2.43	23.4	21.8	2.42	874	3.55	0.36	8.0	28.2
K284539		74.9	2.10	10.45	0.21	1.4	0.533	0.18	22.9	43.0	2.97	1620	8.43	0.16	5.5	25.6
K284540		149.5	1.77	8.98	0.12	1.2	0.120	1.98	14.7	14.6	1.62	471	5.79	0.24	5.5	33.1
K284541		58.6	1.55	7.55	0.12	1.4	0.071	1.72	20.0	20.0	2.11	814	7.18	0.35	6.0	29.7
K284542		79.5	1.89	10.55	0.16	1.4	0.061	2.00	19.7	41.0	2.00	595	3.29	0.34	6.6	33.0
K284543		96.7	1.90	10.50	0.15	1.4	0.083	1.43	23.5	16.7	2.19	929	5.00	0.23	6.8	31.8
K284544		72.4	1.83	10.75	0.16	1.5	0.049	1.82	20.4	19.6	1.98	545	4.85	0.30	7.0	37.0
K284545		106.5	1.79	11.05	0.17	1.5	0.041	1.89	20.4	20.3	2.00	532	4.89	0.30	7.4	36.5
K284546		44.5	1.75	8.14	0.10	1.3	0.100	0.69	20.3	19.5	2.54	1160	3.74	0.17	5.8	21.1
K284547		101.5	1.63	8.63	0.12	1.4	0.114	1.49	20.6	13.7	2.13	748	6.93	0.23	6.2	35.9
K284548		136.5	1.87	10.70	0.14	1.6	0.159	1.81	22.4	16.5	1.84	612	7.12	0.27	7.1	39.6
K284549		152.5	2.20	10.40	0.14	1.6	0.226	2.00	22.6	32.0	2.15	738	7.27	0.30	7.3	40.4
K284550		743	3.33	11.10	0.18	1.6	2.23	1.84	24.5	33.9	2.11	1620	13.50	0.23	8.2	41.9
K284551		125.0	2.14	11.70	0.16	2.0	0.117	2.14	26.8	30.2	2.22	782	10.30	0.31	8.4	48.7
K284552		90.0	1.86	11.50	0.12	1.8	0.086	2.08	23.9	40.5	2.35	790	5.72	0.26	7.7	58.4
K284553		47.7	2.00	8.83	0.09	1.5	0.126	0.55	19.2	36.8	2.68	1670	3.33	0.07	5.8	23.7
K284554		122.5	2.08	12.35	0.13	1.9	0.091	2.31	27.2	51.7	2.32	868	17.10	0.37	8.8	70.7

***** See Appendix Page for comments regarding this certificate *****

ALS Canada Ltd.
2103 Dollarton Hwy
North Vancouver BC V7H 0A7
Phone: 604 984 0221 Fax: 604 984 0218 www.alsglobal.com

To: **SILVER RANGE RESOURCES LTD.**
C/O ARCHER, CATHRO & ASSOCIATES (1981) LIMITED
1016-510 W HASTINGS ST
VANCOUVER BC V6B 1L8

Finalized Date: 26-JUL-2012
Account: RANSIL

Project: Keg-Main-Group 1

CERTIFICATE OF ANALYSIS WH12157316

Sample Description	Method	ME-MS61	ME-MS61	ME-MS61	ME-MS61	ME-MS61	ME-MS61	ME-MS61	ME-MS61	ME-MS61	ME-MS61	ME-MS61	ME-MS61	ME-MS61	ME-MS61	ME-MS61
	Analyte	P	Pb	Rb	Re	S	Sb	Sc	Se	Sn	Sr	Ta	Te	Th	Ti	Tl
	Units	ppm	ppm	ppm	ppm	%	ppm	ppm	ppm	ppm	ppm	ppm	ppm	ppm	%	ppm
	LOR	10	0.5	0.1	0.002	0.01	0.05	0.1	1	0.2	0.2	0.05	0.05	0.2	0.005	0.02
K284519		1020	105.0	145.0	0.014	0.57	3.37	7.9	10	46.8	298	0.59	<0.05	6.3	0.270	1.25
K284520		1050	154.5	93.1	0.013	0.61	5.46	7.2	14	36.7	212	0.51	<0.05	5.6	0.233	0.91
K284521		960	90.8	94.5	0.014	0.67	4.79	9.0	15	38.5	274	0.56	0.05	6.3	0.257	0.90
K284522		660	226	158.0	0.013	0.70	4.85	9.7	18	41.1	273	0.68	0.08	7.3	0.309	1.40
K284523		210	1.6	1.5	<0.002	0.01	<0.05	0.3	1	<0.2	43.7	<0.05	<0.05	0.2	<0.005	<0.02
K284524		680	134.5	105.5	0.008	0.78	10.70	6.9	10	45.6	204	0.54	<0.05	5.7	0.249	1.00
K284525		780	580	96.3	0.004	0.46	3.62	5.2	16	43.7	229	0.45	0.09	4.7	0.209	0.86
K284526		820	191.5	142.5	0.011	0.63	3.97	9.3	15	33.9	253	0.61	0.06	6.8	0.286	1.42
K284527		750	133.5	140.5	0.007	0.63	2.73	8.0	12	34.0	254	0.62	0.06	6.7	0.284	1.32
K284528		1220	4150	71.1	0.010	0.93	6.31	7.0	70	96.9	250	0.45	0.51	5.0	0.217	1.23
K284529		230	3.8	1.4	<0.002	0.01	<0.05	0.2	1	<0.2	46.8	<0.05	<0.05	<0.2	<0.005	<0.02
K284530		730	15.3	166.0	0.013	0.66	4.32	10.2	14	29.2	273	0.62	0.05	6.9	0.275	1.51
K284531		580	17.0	184.0	0.006	0.82	3.94	9.3	13	20.6	258	0.76	<0.05	8.4	0.338	1.71
K284532		510	7.5	155.0	0.009	0.97	3.20	10.1	17	11.2	223	0.69	0.05	8.0	0.312	1.42
K284533		1110	984	94.6	0.017	0.94	7.97	7.9	25	147.5	205	0.61	0.24	6.4	0.279	0.80
K284534		550	8.5	166.0	0.009	0.87	2.98	9.7	13	18.5	233	0.75	<0.05	8.2	0.325	1.56
K284535		560	20.4	115.5	0.013	0.49	6.67	8.4	14	24.9	195.5	0.49	<0.05	5.7	0.235	1.11
K284536		620	18.4	126.0	0.010	0.69	3.11	8.4	13	23.2	194.0	0.51	0.05	5.8	0.242	1.26
K284537		660	639	121.5	0.006	0.58	3.41	8.0	16	43.7	250	0.61	0.16	6.6	0.275	1.23
K284538		670	593	117.5	0.007	0.58	3.29	7.7	16	43.0	243	0.60	0.14	6.4	0.267	1.20
K284539		2000	2410	10.3	0.013	0.29	9.97	5.2	40	75.6	180.0	0.41	0.24	4.4	0.191	0.47
K284540		710	39.2	94.6	0.008	0.61	2.51	6.8	11	21.5	213	0.37	<0.05	4.5	0.187	0.88
K284541		1320	146.0	93.0	0.012	0.40	3.44	5.9	10	31.8	278	0.44	<0.05	4.5	0.201	0.81
K284542		670	95.3	109.5	0.009	0.51	3.61	7.7	12	29.9	184.5	0.49	0.06	5.5	0.232	1.04
K284543		640	92.0	78.0	0.012	0.57	3.16	7.5	12	48.4	170.0	0.50	0.05	5.6	0.231	0.68
K284544		690	34.6	92.4	0.013	0.56	2.07	8.0	16	22.0	171.5	0.52	<0.05	5.7	0.242	0.92
K284545		630	34.6	97.0	0.012	0.56	2.22	8.3	16	22.0	171.5	0.53	0.05	5.8	0.250	0.95
K284546		950	192.0	38.5	0.008	0.30	2.69	5.6	7	48.4	221	0.43	<0.05	4.4	0.198	0.35
K284547		1310	46.0	77.8	0.012	0.44	2.15	6.7	8	30.1	216	0.43	<0.05	4.8	0.211	0.65
K284548		1240	30.6	97.5	0.014	0.62	2.75	7.9	10	28.9	203	0.50	<0.05	5.6	0.238	0.83
K284549		1020	65.7	98.5	0.012	0.84	3.47	7.5	10	33.7	291	0.54	<0.05	5.7	0.249	0.92
K284550		1100	962	93.6	0.017	0.92	8.06	7.6	25	147.0	201	0.61	0.26	6.1	0.275	0.80
K284551		1390	78.2	104.5	0.018	0.61	3.36	9.0	13	38.2	273	0.64	0.05	6.8	0.283	1.03
K284552		1570	155.0	102.0	0.016	0.51	3.99	9.3	21	29.9	281	0.59	<0.05	6.9	0.270	1.13
K284553		1570	535	29.3	<0.002	0.12	7.15	6.0	11	57.2	270	0.38	<0.05	4.7	0.194	0.32
K284554		2490	93.3	113.5	0.023	0.59	5.12	9.4	12	55.2	302	0.64	<0.05	7.7	0.303	1.20

***** See Appendix Page for comments regarding this certificate *****

ALS Canada Ltd.
2103 Dollarton Hwy
North Vancouver BC V7H 0A7
Phone: 604 984 0221 Fax: 604 984 0218 www.alsglobal.com

To: **SILVER RANGE RESOURCES LTD.**
C/O ARCHER, CATHRO & ASSOCIATES (1981) LIMITED
1016-510 W HASTINGS ST
VANCOUVER BC V6B 1L8

Finalized Date: 26-JUL-2012
Account: RANSIL

Project: Keg-Main-Group 1

CERTIFICATE OF ANALYSIS WH12157316

Sample Description	Method	ME-MS61	ME-MS61	ME-MS61	ME-MS61	ME-MS61	ME-MS61
	Analyte	U	V	W	Y	Zn	Zr
	Units	ppm	ppm	ppm	ppm	ppm	ppm
	LOR	0.1	1	0.1	0.1	2	0.5
K284519		3.8	110	0.9	23.5	217	60.7
K284520		3.9	106	1.2	24.6	322	58.5
K284521		3.9	129	1.1	25.7	637	61.5
K284522		3.2	112	1.5	23.4	200	65.2
K284523		0.5	3	0.1	0.8	16	<0.5
K284524		2.6	85	1.0	21.3	143	54.5
K284525		2.0	54	1.0	21.4	592	45.6
K284526		3.1	132	1.2	24.5	213	67.7
K284527		2.6	97	1.0	22.7	172	60.9
K284528		2.9	110	1.2	22.9	3650	47.4
K284529		0.9	3	0.1	0.8	18	<0.5
K284530		3.1	108	1.0	26.4	69	65.7
K284531		2.7	76	1.1	27.2	47	73.5
K284532		2.7	91	1.1	25.8	42	75.2
K284533		3.6	137	2.8	25.2	3100	53.0
K284534		2.7	90	1.0	27.4	50	75.9
K284535		2.7	94	0.8	20.7	56	56.1
K284536		2.4	85	0.8	20.0	96	56.1
K284537		2.6	91	0.9	22.9	343	61.0
K284538		2.5	91	0.9	22.1	355	60.2
K284539		3.7	135	1.0	24.8	1710	46.2
K284540		1.8	93	0.6	14.7	527	44.8
K284541		3.2	123	0.7	21.1	185	51.0
K284542		2.4	80	0.8	19.7	155	49.6
K284543		3.1	90	0.8	23.1	227	51.1
K284544		2.7	102	0.9	20.9	122	52.0
K284545		2.6	101	0.9	20.8	75	55.2
K284546		2.4	79	1.0	19.8	232	45.4
K284547		3.2	132	0.8	22.1	372	53.3
K284548		3.3	131	0.9	23.1	475	58.0
K284549		3.1	127	1.0	23.0	699	58.8
K284550		3.4	134	2.8	24.8	3040	53.6
K284551		4.1	182	1.1	26.8	362	68.3
K284552		3.5	120	1.1	25.0	281	57.4
K284553		2.3	73	0.7	21.6	748	40.1
K284554		5.9	201	1.1	30.1	395	66.2

***** See Appendix Page for comments regarding this certificate *****

ALS Canada Ltd.
2103 Dollarton Hwy
North Vancouver BC V7H 0A7
Phone: 604 984 0221 Fax: 604 984 0218 www.alsglobal.com

To: **SILVER RANGE RESOURCES LTD.**
C/O ARCHER, CATHRO & ASSOCIATES (1981) LIMITED
1016-510 W HASTINGS ST
VANCOUVER BC V6B 1L8

Project: Keg-Main-Group 1

Finalized Date: 26-JUL-2012
Account: RANSIL

CERTIFICATE OF ANALYSIS WH12157316

Method	CERTIFICATE COMMENTS
ME-MS61	Interference: Ca>10% on ICP-MS As, ICP-AES results shown.
ME-MS61	REE's may not be totally soluble in this method.

ALS Canada Ltd.

2103 Dollarton Hwy
North Vancouver BC V7H 0A7
Phone: 604 984 0221 Fax: 604 984 0218 www.alsglobal.com

To: **SILVER RANGE RESOURCES LTD.**
C/O ARCHER, CATHRO & ASSOCIATES (1981) LIMITED
1016-510 W HASTINGS ST
VANCOUVER BC V6B 1L8

Finalized Date: 26-JUL-2012
Account: RANSIL

CERTIFICATE WH12157317

Project: Hammer-Keg

P.O. No.: Batch 10

This report is for 36 Drill Core samples submitted to our lab in Whitehorse, YT, Canada on 6-JUL-2012.

The following have access to data associated with this certificate:

MATT DUMALA	JOAN MARIACHER	

SAMPLE PREPARATION

ALS CODE	DESCRIPTION
WEI-21	Received Sample Weight
LOG-22	Sample login - Rcd w/o BarCode
CRU-31	Fine crushing - 70%<2mm
CRU-QC	Crushing QC Test
SPL-21	Split sample - riffle splitter
PUL-QC	Pulverizing QC Test
PUL-31	Pulverize split to 85%<75 um
LOG-22d	Sample login - Rcd w/o BarCode dup
SPL-21d	Split sample - duplicate
PUL-31d	Pulverize Split - duplicate
LOG-23	Pulp Login - Rcvd with Barcode

ANALYTICAL PROCEDURES

ALS CODE	DESCRIPTION	INSTRUMENT
Au-AA24	Au 50g FA AA finish	AAS
ME-OG62	Ore Grade Elements - Four Acid	ICP-AES
Sn-XRF05	Sn-Trace Level XRF Analysis	XRF
ME-MS61	48 element four acid ICP-MS	
Ag-OG62	Ore Grade Ag - Four Acid	VARIABLE
Pb-OG62	Ore Grade Pb - Four Acid	VARIABLE
Zn-OG62	Ore Grade Zn - Four Acid	VARIABLE
Ag-GRA21	Ag 30g FA-GRAV finish	WST-SIM

To: **SILVER RANGE RESOURCES LTD.**
ATTN: JOAN MARIACHER
C/O ARCHER, CATHRO & ASSOCIATES (1981) LIMITED
1016-510 W HASTINGS ST
VANCOUVER BC V6B 1L8

This is the Final Report and supersedes any preliminary report with this certificate number. Results apply to samples as submitted. All pages of this report have been checked and approved for release.

***** See Appendix Page for comments regarding this certificate *****

Signature: 

Colin Ramshaw, Vancouver Laboratory Manager

ALS Canada Ltd.
2103 Dollarton Hwy
North Vancouver BC V7H 0A7
Phone: 604 984 0221 Fax: 604 984 0218 www.alsglobal.com

To: **SILVER RANGE RESOURCES LTD.**
C/O ARCHER, CATHRO & ASSOCIATES (1981) LIMITED
1016-510 W HASTINGS ST
VANCOUVER BC V6B 1L8

Finalized Date: 26-JUL-2012
Account: RANSIL

Project: Hammer-Keg

CERTIFICATE OF ANALYSIS WH12157317

Sample Description	Method	WEI-21	Au-AA24	Sn-XRF05	ME-MS61	ME-MS61	ME-MS61	ME-MS61	ME-MS61	ME-MS61	ME-MS61	ME-MS61	ME-MS61	ME-MS61	ME-MS61	ME-MS61
	Analyte	Recvd Wt.	Au	Sn	Ag	Al	As	Ba	Be	Bi	Ca	Cd	Ce	Co	Cr	Cs
	Units	kg	ppm	ppm	ppm	%	ppm	ppm	ppm	ppm	%	ppm	ppm	ppm	ppm	ppm
	LOR	0.02	0.005	5	0.01	0.01	0.2	10	0.05	0.01	0.01	0.02	0.01	0.1	1	0.05
L845825		7.00	<0.005	6	0.17	7.02	14.2	530	5.09	0.44	0.98	0.03	98.0	2.2	13	9.00
L845826		1.10	<0.005	6	0.19	6.97	13.8	510	15.05	0.56	1.16	0.05	96.6	2.4	10	11.30
L845827		7.49	<0.005	8	0.08	7.27	6.5	580	4.83	0.42	1.02	0.04	100.0	2.3	14	8.15
L845828		6.13	<0.005	7	0.14	7.14	12.3	570	5.18	0.42	0.82	0.02	94.9	2.1	12	11.90
L845829		2.76	<0.005	8	0.16	7.41	8.4	570	4.81	0.51	0.90	0.04	96.3	2.2	10	11.75
L845830		4.50	<0.005	8	0.09	7.28	4.3	560	4.87	0.51	1.12	0.03	92.8	2.0	16	9.84
L845831		5.15	<0.005	9	0.08	7.04	4.8	550	5.09	0.43	0.95	0.08	88.0	1.9	10	8.46
L845832		1.96	<0.005	15	1.27	6.74	316	310	4.45	0.36	0.28	0.39	76.2	1.7	8	15.40
L845833		3.90	<0.005	<5	0.01	0.07	<5	20	0.05	0.02	21.2	0.06	1.40	1.2	1	0.18
L845834		1.92	<0.005	8	0.44	7.13	7.1	440	4.85	0.46	0.28	0.14	95.5	2.1	7	20.4
L845835		1.26	<0.005	6	0.22	7.08	7.0	570	5.60	0.43	0.56	0.10	94.5	2.2	7	27.3
L845836		1.48	<0.005	8	0.11	7.12	3.4	560	4.14	0.40	0.85	0.04	89.5	2.0	8	12.30
L845837		5.32	<0.005	<5	0.09	6.98	2.5	550	4.28	0.49	0.95	0.04	95.4	2.1	9	13.20
L845838		3.79	<0.005	5	0.08	7.07	1.7	570	4.55	0.46	1.04	0.03	93.3	2.0	9	9.47
L845839		3.73	<0.005	6	0.23	7.07	4.1	440	4.86	0.39	0.81	0.06	87.1	2.8	14	9.26
L845840		0.20	0.099	25	61.1	4.77	2600	540	0.64	3.69	6.70	128.0	30.0	13.3	41	2.88
L845841		2.28	<0.005	10	0.16	7.10	10.0	470	4.95	0.45	0.96	0.11	86.9	3.3	13	11.70
L845842		3.15	<0.005	6	0.08	7.04	2.3	480	4.91	0.45	1.01	0.05	83.6	2.8	12	5.54
L845843		1.98	<0.005	<5	0.17	7.30	3.6	400	5.08	0.46	1.10	0.05	73.6	2.4	12	8.79
L845844		1.76	<0.005	9	1.98	7.06	25.8	360	4.06	0.44	0.49	0.21	69.2	2.5	11	15.95
L845845		<0.02	<0.005	10	1.84	7.10	22.9	360	5.02	0.44	0.49	0.23	62.6	2.5	9	16.60
L845846		2.64	<0.005	<5	0.16	6.94	<0.2	430	5.38	0.40	1.23	0.02	69.8	2.7	11	10.40
L845847		4.86	<0.005	6	0.08	7.17	<0.2	510	6.19	0.43	1.06	0.03	77.1	2.8	16	8.17
L845848		5.06	<0.005	8	0.09	7.10	<0.2	510	5.94	0.44	1.17	0.07	78.6	3.2	14	9.87
L845849		3.12	<0.005	9	0.16	7.11	0.9	430	5.41	0.43	0.64	0.03	73.1	2.3	12	19.50
L845850		1.77	<0.005	8	0.05	7.10	0.2	460	6.29	0.42	0.79	0.02	72.8	2.6	11	12.00
L845851		7.34	<0.005	6	0.05	7.15	0.6	480	6.37	0.47	1.11	0.05	73.5	2.8	14	11.25
L845852		0.02	6.89	658	>100	0.24	>10000	150	0.08	0.15	0.01	251	3.44	0.5	12	0.33
L845853		2.00	<0.005	10	0.51	7.14	5.4	470	6.19	0.68	0.84	0.08	75.9	2.5	13	22.1
L845854		2.84	<0.005	10	0.13	7.34	1.5	530	5.97	0.65	0.89	0.03	74.9	2.7	13	11.50
L845855		2.09	0.006	7	1.11	6.89	57.7	430	4.96	0.51	0.23	0.11	72.0	4.1	12	27.3
L845856		2.08	<0.005	5	0.42	7.23	45.1	530	4.22	0.38	0.26	0.06	72.3	2.1	10	22.1
L845857		4.01	<0.005	<5	0.15	0.10	7	20	0.07	0.02	21.7	0.07	1.67	1.5	<1	0.26
L845858		7.30	<0.005	10	0.30	7.38	7.8	530	5.47	0.44	1.09	0.07	79.7	2.7	13	13.70
L845859		1.47	<0.005	9	2.74	7.57	35.7	550	5.34	0.55	0.75	0.09	81.8	2.7	11	16.85
L845860		1.57	<0.005	6	0.09	7.23	4.0	540	5.39	0.43	1.00	0.05	74.5	2.6	10	12.95

***** See Appendix Page for comments regarding this certificate *****

ALS Canada Ltd.
2103 Dollarton Hwy
North Vancouver BC V7H 0A7
Phone: 604 984 0221 Fax: 604 984 0218 www.alsglobal.com

To: **SILVER RANGE RESOURCES LTD.**
C/O ARCHER, CATHRO & ASSOCIATES (1981) LIMITED
1016-510 W HASTINGS ST
VANCOUVER BC V6B 1L8

Finalized Date: 26-JUL-2012
Account: RANSIL

Project: Hammer-Keg

CERTIFICATE OF ANALYSIS WH12157317

Sample Description	Method	ME-MS61	ME-MS61	ME-MS61	ME-MS61	ME-MS61	ME-MS61	ME-MS61	ME-MS61	ME-MS61	ME-MS61	ME-MS61	ME-MS61	ME-MS61	ME-MS61	ME-MS61
	Analyte	Cu	Fe	Ga	Ge	Hf	In	K	La	Li	Mg	Mn	Mo	Na	Nb	Ni
	Units	ppm	%	ppm	ppm	ppm	ppm	%	ppm	ppm	%	ppm	ppm	%	ppm	ppm
	LOR	0.2	0.01	0.05	0.05	0.1	0.005	0.01	0.5	0.2	0.01	5	0.05	0.01	0.1	0.2
L845825		2.2	1.25	27.7	0.16	2.5	0.036	3.67	45.9	39.3	0.32	242	0.35	2.01	9.7	2.0
L845826		1.8	1.65	24.4	0.17	2.5	0.030	3.77	43.7	27.3	0.42	1580	0.30	1.70	10.4	1.8
L845827		2.6	1.37	28.5	0.18	2.6	0.033	3.76	45.0	35.6	0.35	399	0.25	2.10	10.1	2.1
L845828		2.2	1.38	27.6	0.18	2.5	0.033	4.01	45.8	33.9	0.32	600	0.22	1.73	9.8	1.9
L845829		2.3	1.41	26.1	0.17	2.4	0.031	4.12	44.0	28.8	0.32	550	0.17	1.69	9.3	1.9
L845830		2.5	1.35	25.5	0.17	2.3	0.033	3.66	42.3	36.7	0.33	227	0.18	2.06	8.2	1.9
L845831		1.7	1.18	28.5	0.17	2.2	0.043	3.82	41.9	34.6	0.29	382	0.27	2.02	9.2	1.8
L845832		3.8	2.61	25.5	0.18	2.0	0.031	3.71	33.5	71.2	0.24	22600	0.48	0.07	8.4	1.5
L845833		1.5	0.49	0.31	0.07	<0.1	<0.005	0.03	0.6	0.8	12.60	246	0.13	0.01	0.3	2.9
L845834		3.6	0.88	27.6	0.20	2.3	0.027	3.87	43.1	244	0.21	1180	0.26	0.37	9.7	1.9
L845835		2.6	1.49	29.2	0.20	2.3	0.026	3.92	47.7	40.4	0.24	9990	0.28	1.35	11.1	2.1
L845836		2.4	1.42	27.7	0.18	2.4	0.030	3.80	43.6	30.0	0.29	331	0.17	1.68	9.0	1.8
L845837		2.7	1.32	28.2	0.19	2.3	0.032	3.66	44.9	30.6	0.30	238	0.21	1.86	9.4	1.9
L845838		2.7	1.32	27.0	0.20	2.3	0.029	3.53	44.7	33.9	0.35	203	0.15	2.09	9.0	1.9
L845839		4.6	1.42	27.0	0.18	1.4	0.034	3.80	39.3	35.5	0.33	578	0.38	1.71	13.0	3.1
L845840		969	3.70	11.40	0.19	1.2	0.089	1.31	14.5	12.2	0.66	2640	5.47	1.21	4.7	24.1
L845841		12.2	1.42	29.6	0.20	1.1	0.043	3.45	41.1	44.6	0.32	264	0.42	1.76	12.3	4.2
L845842		6.7	1.32	28.2	0.19	1.4	0.040	3.60	37.8	40.8	0.35	248	0.43	1.96	11.2	3.3
L845843		6.9	1.23	27.1	0.17	1.5	0.041	3.46	33.5	37.4	0.29	337	0.44	2.09	10.1	2.8
L845844		3.6	1.44	28.1	0.16	1.4	0.046	3.39	33.3	66.1	0.19	2050	1.17	1.15	10.4	3.6
L845845		5.8	1.38	28.8	0.11	1.4	0.049	3.42	30.7	94.8	0.19	2010	1.16	1.15	10.3	3.9
L845846		3.9	1.44	25.4	0.15	1.6	0.033	3.41	34.0	53.5	0.30	329	0.32	1.87	10.2	3.6
L845847		6.6	1.38	26.3	0.17	1.6	0.035	3.47	38.2	60.9	0.34	279	0.32	1.98	10.9	3.6
L845848		6.3	1.50	26.9	0.19	1.6	0.037	3.49	39.3	70.7	0.37	365	0.30	1.95	11.5	3.8
L845849		6.6	1.08	28.4	0.16	1.6	0.049	3.36	36.4	65.8	0.23	261	0.32	1.24	11.5	3.0
L845850		2.3	1.46	25.5	0.17	1.7	0.037	3.43	36.1	60.1	0.33	329	0.23	1.85	9.3	2.6
L845851		3.7	1.40	25.4	0.16	1.8	0.037	3.53	36.3	67.9	0.35	256	0.23	1.92	9.6	5.0
L845852		3760	12.05	1.90	0.17	0.1	0.182	0.10	2.2	6.6	0.01	38	1.10	0.01	0.4	3.1
L845853		4.2	1.38	27.5	0.14	1.7	0.038	3.71	35.9	100.5	0.26	1740	0.27	1.27	9.9	3.2
L845854		6.0	1.46	28.3	0.12	1.8	0.031	3.72	36.8	59.3	0.35	246	0.30	1.69	10.7	3.8
L845855		7.4	1.10	25.5	0.13	1.7	0.024	3.33	37.0	349	0.20	1230	0.72	0.11	9.8	2.8
L845856		3.8	1.14	26.2	0.13	1.7	0.040	3.70	36.2	168.0	0.23	355	0.44	0.24	11.0	2.1
L845857		3.2	0.41	0.46	0.12	<0.1	<0.005	0.04	0.8	2.3	13.20	190	0.11	0.01	0.3	<0.2
L845858		6.0	1.49	27.6	0.18	1.8	0.039	3.63	39.6	119.5	0.38	950	0.31	1.66	12.1	2.9
L845859		8.4	1.77	25.9	0.18	2.1	0.034	3.82	40.5	114.0	0.36	1560	0.80	1.31	10.8	3.0
L845860		8.2	1.60	25.6	0.19	1.9	0.034	3.53	37.2	114.0	0.36	944	0.46	1.80	11.0	3.1

***** See Appendix Page for comments regarding this certificate *****

ALS Canada Ltd.
2103 Dollarton Hwy
North Vancouver BC V7H 0A7
Phone: 604 984 0221 Fax: 604 984 0218 www.alsglobal.com

To: **SILVER RANGE RESOURCES LTD.**
C/O ARCHER, CATHRO & ASSOCIATES (1981) LIMITED
1016-510 W HASTINGS ST
VANCOUVER BC V6B 1L8

Finalized Date: 26-JUL-2012
Account: RANSIL

Project: Hammer-Keg

CERTIFICATE OF ANALYSIS WH12157317

Sample Description	Method	ME-MS61	ME-MS61	ME-MS61	ME-MS61	ME-MS61	ME-MS61	ME-MS61	ME-MS61	ME-MS61	ME-MS61	ME-MS61	ME-MS61	ME-MS61	ME-MS61	ME-MS61
	Analyte	P	Pb	Rb	Re	S	Sb	Sc	Se	Sn	Sr	Ta	Te	Th	Ti	Tl
	Units	ppm	ppm	ppm	ppm	%	ppm	ppm	ppm	ppm	ppm	ppm	ppm	ppm	%	ppm
	LOR	10	0.5	0.1	0.002	0.01	0.05	0.1	1	0.2	0.2	0.05	0.05	0.2	0.005	0.02
L845825		530	40.2	245	<0.002	0.01	0.81	4.9	1	6.9	183.5	0.74	<0.05	20.8	0.181	1.80
L845826		520	62.6	273	<0.002	0.12	1.36	4.1	1	6.4	165.5	0.83	<0.05	22.6	0.181	2.43
L845827		540	38.0	245	<0.002	0.01	0.52	4.5	1	6.2	193.0	0.75	<0.05	22.4	0.180	1.97
L845828		540	42.6	270	<0.002	<0.01	1.78	4.3	1	7.0	174.0	0.75	<0.05	21.4	0.184	2.54
L845829		540	42.3	280	<0.002	<0.01	1.70	4.0	1	6.9	172.0	0.71	<0.05	21.0	0.182	2.74
L845830		520	39.8	233	<0.002	<0.01	0.38	3.9	1	6.3	201	0.63	<0.05	20.7	0.175	1.71
L845831		540	38.4	253	<0.002	0.01	0.38	4.6	1	7.0	194.5	0.61	<0.05	20.4	0.170	1.89
L845832		480	60.4	312	<0.002	0.17	40.9	3.2	1	11.4	43.6	0.65	<0.05	18.4	0.153	4.12
L845833		170	1.3	2.0	<0.002	0.02	0.12	0.2	1	<0.2	48.0	<0.05	<0.05	0.3	<0.005	0.02
L845834		500	51.8	282	<0.002	0.18	6.01	4.1	1	8.5	89.4	0.65	<0.05	20.5	0.171	3.17
L845835		510	37.2	283	<0.002	<0.01	2.14	3.7	1	6.8	389	0.87	<0.05	22.2	0.169	2.50
L845836		540	35.5	243	<0.002	<0.01	0.87	4.1	1	6.3	160.5	0.66	<0.05	22.1	0.175	2.06
L845837		520	36.8	236	<0.002	<0.01	0.70	3.8	1	6.7	182.0	0.64	<0.05	21.5	0.175	1.71
L845838		530	35.9	224	<0.002	<0.01	0.31	3.6	1	5.9	200	0.61	<0.05	21.3	0.171	1.54
L845839		560	37.3	262	<0.002	<0.01	0.62	4.4	1	6.5	144.0	1.28	<0.05	19.8	0.191	1.80
L845840		600	>10000	66.8	0.003	2.71	54.6	6.8	6	2.7	409	0.31	0.18	4.3	0.202	0.79
L845841		560	43.7	251	<0.002	0.01	0.32	5.0	1	6.7	159.0	0.89	<0.05	18.6	0.186	1.58
L845842		520	35.8	238	<0.002	<0.01	0.18	4.8	1	6.6	174.0	0.78	<0.05	17.2	0.172	1.35
L845843		440	35.9	250	<0.002	<0.01	1.03	4.7	1	6.4	156.5	0.78	<0.05	14.6	0.159	1.49
L845844		420	47.3	293	<0.002	<0.01	7.16	5.7	1	9.4	92.6	0.83	<0.05	14.9	0.174	2.03
L845845		420	53.6	296	<0.002	<0.01	7.49	7.5	1	9.6	93.1	0.85	<0.05	15.0	0.176	1.94
L845846		410	37.2	258	<0.002	0.01	0.89	4.9	1	6.7	124.5	0.89	<0.05	17.0	0.177	1.63
L845847		460	38.6	217	<0.002	<0.01	0.21	5.7	1	6.8	177.5	0.85	<0.05	17.3	0.188	1.33
L845848		450	40.5	226	<0.002	0.01	0.25	5.4	1	7.0	179.0	0.86	<0.05	18.6	0.193	1.40
L845849		480	39.2	230	<0.002	<0.01	0.61	7.0	1	7.9	116.5	0.88	<0.05	17.4	0.197	1.42
L845850		540	38.6	239	<0.002	<0.01	0.36	5.3	1	6.9	156.5	0.81	<0.05	16.0	0.190	1.42
L845851		530	39.1	232	<0.002	0.01	0.17	5.1	1	6.9	172.5	0.98	<0.05	16.8	0.185	1.44
L845852		50	>10000	7.8	0.004	>10.0	3650	0.7	8	160.0	7.0	<0.05	<0.05	0.5	0.011	0.13
L845853		510	55.0	276	<0.002	0.01	1.52	4.8	1	8.2	136.0	0.82	<0.05	17.4	0.180	1.92
L845854		560	42.8	256	<0.002	<0.01	0.82	5.3	1	6.9	160.5	0.91	<0.05	18.1	0.186	1.62
L845855		410	39.7	246	<0.002	<0.01	7.12	4.5	1	6.7	80.4	0.82	<0.05	17.7	0.174	1.53
L845856		470	45.4	250	<0.002	0.01	4.64	5.3	1	7.0	89.0	0.98	<0.05	16.6	0.181	1.44
L845857		230	6.5	2.2	<0.002	0.01	0.22	0.3	1	<0.2	47.1	<0.05	<0.05	0.2	<0.005	<0.02
L845858		480	44.7	254	<0.002	0.03	1.65	5.9	1	8.2	162.0	1.09	<0.05	17.7	0.204	1.61
L845859		510	77.9	268	<0.002	0.01	11.85	4.9	1	8.7	146.0	1.03	<0.05	18.1	0.194	2.02
L845860		500	40.8	245	<0.002	0.01	1.92	4.7	1	6.8	177.0	0.97	<0.05	17.5	0.185	1.44

***** See Appendix Page for comments regarding this certificate *****

ALS Canada Ltd.
2103 Dollarton Hwy
North Vancouver BC V7H 0A7
Phone: 604 984 0221 Fax: 604 984 0218 www.alsglobal.com

To: **SILVER RANGE RESOURCES LTD.**
C/O ARCHER, CATHRO & ASSOCIATES (1981) LIMITED
1016-510 W HASTINGS ST
VANCOUVER BC V6B 1L8

Finalized Date: 26-JUL-2012
Account: RANSIL

Project: Hammer-Keg

CERTIFICATE OF ANALYSIS WH12157317

Sample Description	Method / Analyte / Units / LOR	ME-MS61 U ppm 0.1	ME-MS61 V ppm 1	ME-MS61 W ppm 0.1	ME-MS61 Y ppm 0.1	ME-MS61 Zn ppm 2	ME-MS61 Zr ppm 0.5	Ag-OG62 Ag ppm 1	Pb-OG62 Pb % 0.001	Zn-OG62 Zn % 0.001	Ag-GRA21 Ag ppm 5
L845825		10.3	21	1.4	9.4	51	89.0				
L845826		11.5	21	1.5	9.4	120	92.9				
L845827		6.7	22	1.3	9.3	51	92.3				
L845828		3.7	21	1.7	9.9	75	87.1				
L845829		3.9	21	1.5	9.1	84	84.5				
L845830		3.1	21	1.0	9.2	54	84.1				
L845831		9.4	20	1.2	9.4	67	78.7				
L845832		19.3	20	2.5	8.6	602	71.1				
L845833		0.5	2	0.1	0.9	15	0.5				
L845834		13.8	22	3.2	8.3	208	83.1				
L845835		16.0	21	1.8	11.1	273	79.7				
L845836		3.5	21	1.4	9.3	67	86.2				
L845837		3.8	21	1.2	9.4	52	83.6				
L845838		3.4	22	0.9	9.3	50	87.5				
L845839		3.8	25	2.1	11.0	64	46.8				
L845840		1.9	61	9.4	12.5	>10000	40.4		1.970	1.955	
L845841		5.9	26	2.9	10.4	62	43.4				
L845842		10.2	23	1.3	10.6	45	50.3				
L845843		6.8	20	1.4	10.1	45	55.8				
L845844		9.9	26	2.3	10.0	143	51.1				
L845845		9.3	26	2.5	9.5	149	51.2				
L845846		7.3	24	1.5	10.8	49	59.0				
L845847		6.0	26	1.3	9.6	52	60.0				
L845848		8.8	25	1.2	9.1	64	61.7				
L845849		4.1	25	7.0	9.2	57	59.8				
L845850		3.2	23	2.2	9.0	61	63.7				
L845851		7.7	23	1.0	8.7	55	62.7				
L845852		0.6	8	166.0	0.6	>10000	3.4	>1500	10.75	2.54	3290
L845853		10.6	24	2.1	8.9	90	62.0				
L845854		12.3	23	1.2	9.4	66	65.4				
L845855		17.3	21	21.0	7.7	100	63.1				
L845856		11.8	21	12.0	9.3	57	70.1				
L845857		0.6	3	0.2	0.9	18	0.5				
L845858		8.5	24	1.4	8.5	68	69.7				
L845859		9.6	23	1.5	9.0	119	72.1				
L845860		6.9	22	1.0	8.5	65	74.8				

***** See Appendix Page for comments regarding this certificate *****

ALS Canada Ltd.
2103 Dollarton Hwy
North Vancouver BC V7H 0A7
Phone: 604 984 0221 Fax: 604 984 0218 www.alsglobal.com

To: **SILVER RANGE RESOURCES LTD.**
C/O ARCHER, CATHRO & ASSOCIATES (1981) LIMITED
1016-510 W HASTINGS ST
VANCOUVER BC V6B 1L8

Finalized Date: 26-JUL-2012
Account: RANSIL

Project: Hammer-Keg

CERTIFICATE OF ANALYSIS WH12157317

Method	CERTIFICATE COMMENTS
ME-MS61	Interference: Ca>10% on ICP-MS As, ICP-AES results shown.
ME-MS61	REE's may not be totally soluble in this method.

ALS Canada Ltd.
2103 Dollarton Hwy
North Vancouver BC V7H 0A7
Phone: 604 984 0221 Fax: 604 984 0218 www.alsglobal.com

To: **SILVER RANGE RESOURCES LTD.**
C/O ARCHER, CATHRO & ASSOCIATES (1981) LIMITED
1016-510 W HASTINGS ST
VANCOUVER BC V6B 1L8

Finalized Date: 27-JUL-2012
Account: RANSIL

CERTIFICATE WH12157357

Project: Keg-Main-Group 1

P.O. No.: Batch 32

This report is for 36 Drill Core samples submitted to our lab in Whitehorse, YT, Canada on 8-JUL-2012.

The following have access to data associated with this certificate:

MATT DUMALA	JOAN MARIACHER	

SAMPLE PREPARATION

ALS CODE	DESCRIPTION
WEI-21	Received Sample Weight
LOG-22	Sample login - Rcd w/o BarCode
CRU-31	Fine crushing - 70%<2mm
CRU-QC	Crushing QC Test
SPL-21	Split sample - riffle splitter
PUL-QC	Pulverizing QC Test
PUL-31	Pulverize split to 85%<75 um
LOG-22d	Sample login - Rcd w/o BarCode dup
SPL-21d	Split sample - duplicate
PUL-31d	Pulverize Split - duplicate
LOG-23	Pulp Login - Rcvd with Barcode

ANALYTICAL PROCEDURES

ALS CODE	DESCRIPTION	INSTRUMENT
Au-AA24	Au 50g FA AA finish	AAS
ME-OG62	Ore Grade Elements - Four Acid	ICP-AES
Sn-XRF05	Sn-Trace Level XRF Analysis	XRF
ME-MS61	48 element four acid ICP-MS	
Zn-OG62	Ore Grade Zn - Four Acid	VARIABLE

To: **SILVER RANGE RESOURCES LTD.**
ATTN: JOAN MARIACHER
C/O ARCHER, CATHRO & ASSOCIATES (1981) LIMITED
1016-510 W HASTINGS ST
VANCOUVER BC V6B 1L8

This is the Final Report and supersedes any preliminary report with this certificate number. Results apply to samples as submitted. All pages of this report have been checked and approved for release.

***** See Appendix Page for comments regarding this certificate *****

Signature: 

Colin Ramshaw, Vancouver Laboratory Manager

ALS Canada Ltd.
2103 Dollarton Hwy
North Vancouver BC V7H 0A7
Phone: 604 984 0221 Fax: 604 984 0218 www.alsglobal.com

To: **SILVER RANGE RESOURCES LTD.**
C/O ARCHER, CATHRO & ASSOCIATES (1981) LIMITED
1016-510 W HASTINGS ST
VANCOUVER BC V6B 1L8

Finalized Date: 27-JUL-2012
Account: RANSIL

Project: Keg-Main-Group 1

CERTIFICATE OF ANALYSIS WH12157357

Sample Description	Method	WEI-21	Au-AA24	Sn-XRF05	ME-MS61	ME-MS61	ME-MS61	ME-MS61	ME-MS61	ME-MS61	ME-MS61	ME-MS61	ME-MS61	ME-MS61	ME-MS61	ME-MS61
	Analyte	Recvd Wt.	Au	Sn	Ag	Al	As	Ba	Be	Bi	Ca	Cd	Ce	Co	Cr	Cs
	Units	kg	ppm	ppm	ppm	%	ppm	ppm	ppm	ppm	%	ppm	ppm	ppm	ppm	ppm
	LOR	0.02	0.005	5	0.01	0.01	0.2	10	0.05	0.01	0.01	0.02	0.01	0.1	1	0.05
K286477		6.78	0.006	13	0.50	5.18	2.6	1220	1.79	15.65	2.88	0.18	56.9	17.3	47	11.45
K286478		6.74	0.006	13	0.41	4.96	9.0	650	1.86	18.05	3.78	0.26	58.1	16.6	40	12.25
K286479		6.84	0.025	<5	1.04	4.81	174.5	740	1.84	15.10	2.23	0.93	60.8	17.9	43	12.95
K286480		<0.02	0.020	<5	0.80	4.80	126.0	780	2.00	15.30	2.31	1.00	59.1	16.7	44	12.65
K286481		7.28	0.008	9	0.39	5.34	4.9	920	2.08	20.9	2.20	4.14	62.9	16.7	50	9.85
K286482		7.06	0.006	17	0.45	6.00	3.1	940	2.14	17.80	3.45	0.77	58.3	15.1	51	9.98
K286483		7.04	<0.005	14	0.38	5.18	12.0	1290	1.84	9.30	2.36	1.86	56.6	13.8	51	10.20
K286484		7.48	0.007	30	0.59	4.75	4.3	500	1.83	35.1	4.27	6.48	48.5	12.0	65	5.40
K286485		7.13	0.041	56	0.91	4.69	2.0	1490	1.65	140.0	3.75	36.2	51.5	9.6	73	5.48
K286486		0.20	0.008	178	37.2	4.34	427	580	1.20	136.5	7.10	177.0	42.9	9.6	68	6.10
K286487		7.42	0.026	50	0.82	4.43	7.4	850	1.81	64.8	3.04	36.2	44.3	14.6	69	6.95
K286488		8.00	0.035	97	5.62	3.79	9.6	890	0.62	134.5	1.21	317	37.7	35.4	63	8.88
K286489		6.77	<0.005	137	0.83	5.62	247	1270	2.12	6.09	4.00	10.10	60.3	15.0	60	12.90
K286490		6.61	0.013	15	0.36	5.95	27.6	840	2.10	20.5	4.09	1.21	52.7	11.7	56	14.00
K286491		3.45	<0.005	<5	0.01	0.12	<5	20	0.08	0.12	19.25	0.16	1.65	2.1	1	0.26
K286492		7.55	0.005	16	0.37	5.99	343	750	2.10	16.15	2.96	1.31	64.9	14.1	64	13.80
K286493		8.16	<0.005	6	0.18	6.59	3.2	660	2.23	3.13	2.65	0.34	66.6	14.2	75	16.90
K286494		6.84	<0.005	18	0.42	6.71	40.1	850	2.53	12.20	3.35	1.65	66.8	13.2	71	14.90
K286495		7.97	<0.005	13	0.23	6.88	151.0	790	2.32	3.34	2.98	0.30	66.2	13.9	78	16.45
K286496		7.41	<0.005	12	0.32	6.30	10.5	580	2.36	5.96	3.02	0.99	66.3	15.3	70	14.05
K286497		0.20	<0.005	168	14.10	4.36	139.5	1390	1.32	49.8	7.47	55.5	46.7	7.5	61	5.64
K286498		6.96	<0.005	11	0.54	6.43	163.0	640	2.31	5.53	2.59	1.76	61.7	14.3	74	14.20
K286499		7.14	0.006	21	0.54	5.78	150.0	770	2.12	13.95	2.91	1.96	57.1	15.9	63	12.95
K286500		7.54	<0.005	24	0.28	5.90	434	850	2.05	4.44	2.37	0.74	58.4	16.8	57	12.15
K286501		8.03	<0.005	16	0.29	5.98	42.1	720	2.32	2.60	2.57	1.99	61.2	17.1	63	12.60
K286502		3.42	<0.005	19	0.24	6.16	38.3	710	2.36	2.44	2.52	2.13	61.5	16.1	67	13.05
K286503		7.98	<0.005	17	0.61	5.36	84.2	810	1.92	6.09	2.80	0.56	57.2	15.6	59	9.20
K286504		7.88	<0.005	43	2.66	5.43	124.0	870	1.91	12.20	3.36	18.35	56.3	15.9	67	8.95
K286505		7.96	0.009	25	0.66	4.75	43.8	930	1.89	25.6	2.30	5.81	49.5	19.2	69	10.50
K286506		7.99	<0.005	20	0.68	4.81	89.0	740	1.80	7.30	3.10	5.77	54.2	19.2	61	9.37
K286507		6.61	<0.005	17	1.02	4.70	22.0	910	1.79	4.18	2.78	9.75	51.9	18.8	66	8.00
K286508		7.41	<0.005	40	2.36	5.11	105.0	1110	1.95	4.37	3.58	28.2	49.7	20.4	88	9.21
K286509		7.78	<0.005	56	0.64	4.94	238	1120	1.41	4.87	2.25	5.24	51.1	10.7	67	11.15
K286510		6.60	<0.005	108	6.57	4.97	213	970	1.65	26.3	5.25	29.6	55.7	9.8	76	10.70
K286511		9.76	0.005	108	28.6	3.58	202	430	1.44	84.4	4.16	256	37.6	13.8	49	4.23
K286512		3.52	<0.005	<5	0.07	0.11	<5	30	0.07	0.18	19.70	0.42	1.78	1.9	1	0.28

***** See Appendix Page for comments regarding this certificate *****

ALS Canada Ltd.
2103 Dollarton Hwy
North Vancouver BC V7H 0A7
Phone: 604 984 0221 Fax: 604 984 0218 www.alsglobal.com

To: **SILVER RANGE RESOURCES LTD.**
C/O ARCHER, CATHRO & ASSOCIATES (1981) LIMITED
1016-510 W HASTINGS ST
VANCOUVER BC V6B 1L8

Finalized Date: 27-JUL-2012
Account: RANSIL

Project: Keg-Main-Group 1

CERTIFICATE OF ANALYSIS WH12157357

Sample Description	Method	ME-MS61	ME-MS61	ME-MS61	ME-MS61	ME-MS61	ME-MS61	ME-MS61	ME-MS61	ME-MS61	ME-MS61	ME-MS61	ME-MS61	ME-MS61	ME-MS61	ME-MS61
	Analyte	Cu	Fe	Ga	Ge	Hf	In	K	La	Li	Mg	Mn	Mo	Na	Nb	Ni
	Units	ppm	%	ppm	ppm	ppm	ppm	%	ppm	ppm	%	ppm	ppm	%	ppm	ppm
	LOR	0.2	0.01	0.05	0.05	0.1	0.005	0.01	0.5	0.2	0.01	5	0.05	0.01	0.1	0.2
K286477		606	3.98	13.25	0.17	2.0	0.018	2.82	27.7	48.0	1.86	232	18.95	0.09	10.2	47.9
K286478		533	4.44	13.15	0.16	2.0	0.023	1.70	29.2	58.1	2.55	503	19.30	0.08	10.1	45.7
K286479		467	3.97	13.90	0.23	2.0	0.022	2.09	32.5	68.1	1.37	117	14.50	0.11	9.3	47.0
K286480		461	4.00	13.60	0.18	2.0	0.028	2.07	31.1	66.2	1.35	116	14.30	0.11	9.2	46.5
K286481		420	4.01	14.60	0.19	2.0	0.067	2.59	33.5	35.3	1.59	182	17.55	0.28	10.1	51.9
K286482		477	4.38	14.65	0.20	2.2	0.051	2.56	29.9	25.0	2.61	507	51.8	0.21	11.5	52.0
K286483		332	3.49	14.05	0.19	2.1	0.046	2.79	29.9	52.3	1.37	146	22.1	0.17	9.9	56.7
K286484		494	5.38	14.00	0.25	2.0	0.347	2.31	25.4	37.1	2.73	337	29.2	0.15	9.6	60.5
K286485		764	7.48	15.85	0.31	2.0	1.735	2.71	26.3	50.0	3.14	387	10.55	0.13	9.5	56.5
K286486		1065	5.46	12.80	0.33	1.5	9.22	1.69	23.9	37.9	2.23	1900	13.10	0.20	8.1	48.8
K286487		743	7.44	14.65	0.28	1.9	2.18	2.48	23.0	53.1	2.61	304	11.55	0.11	9.3	57.7
K286488		1385	12.25	14.20	0.50	1.8	12.55	3.17	17.0	102.5	1.69	289	15.00	0.07	8.6	82.5
K286489		314	3.93	18.30	0.18	2.1	0.736	2.39	33.4	92.7	2.10	452	25.8	0.16	11.9	50.5
K286490		237	3.56	15.40	0.17	1.9	0.061	2.25	28.1	63.3	1.49	219	46.4	0.40	10.1	45.1
K286491		3.1	0.46	0.52	<0.05	<0.1	0.009	0.04	0.8	1.6	11.80	181	0.30	0.02	0.4	0.9
K286492		218	3.45	17.70	0.19	2.2	0.070	2.74	35.4	70.6	2.13	382	12.50	0.46	11.7	41.6
K286493		137.0	3.23	19.05	0.16	2.4	0.031	2.77	36.0	74.7	2.00	364	1.75	0.66	11.8	43.5
K286494		176.0	3.41	18.75	0.22	2.3	0.100	2.93	36.7	78.6	2.38	503	1.53	0.72	12.6	39.6
K286495		183.0	3.62	19.30	0.21	2.3	0.039	2.91	36.6	85.4	2.27	401	1.50	0.63	12.2	42.6
K286496		205	3.72	18.20	0.19	2.2	0.059	2.35	37.3	77.4	2.20	434	2.01	0.65	11.9	43.1
K286497		721	3.30	12.50	0.19	1.6	2.31	1.82	25.2	40.2	2.11	1620	14.50	0.22	8.7	47.9
K286498		177.5	3.46	17.70	0.20	2.2	0.071	2.85	33.6	75.8	2.01	414	1.79	0.63	11.3	44.1
K286499		238	3.57	16.90	0.20	2.1	0.077	2.47	30.9	59.0	1.83	360	42.9	0.57	10.9	54.2
K286500		237	3.48	17.05	0.20	2.2	0.016	2.70	30.9	68.7	1.58	254	18.65	0.56	11.2	48.5
K286501		266	3.77	18.50	0.22	2.4	0.050	2.32	35.3	70.6	1.86	261	32.9	0.67	11.6	63.7
K286502		246	3.71	18.20	0.24	2.3	0.049	2.46	35.5	72.4	1.84	256	32.6	0.70	11.6	61.5
K286503		344	3.92	16.05	0.21	2.2	0.031	2.22	30.5	53.3	1.81	322	22.7	0.49	11.3	61.4
K286504		341	3.85	16.20	0.21	2.3	0.303	1.82	30.0	48.3	2.04	395	22.5	0.36	11.3	64.0
K286505		351	4.10	14.15	0.17	1.8	0.178	2.32	26.6	61.8	1.79	307	10.80	0.24	8.3	69.3
K286506		314	3.82	15.10	0.21	2.2	0.169	1.94	29.3	52.7	2.08	400	26.9	0.29	9.6	87.2
K286507		239	3.39	14.40	0.17	1.9	0.292	2.15	28.0	54.2	1.95	451	23.9	0.33	8.7	83.4
K286508		267	3.65	14.60	0.13	2.1	0.563	2.22	26.6	47.2	2.33	565	28.9	0.27	9.1	81.3
K286509		297	3.29	14.20	0.13	1.9	0.160	2.90	26.5	79.1	2.24	274	16.70	0.17	8.7	61.8
K286510		323	3.48	17.00	0.18	1.9	1.225	2.77	30.3	68.6	2.16	625	13.20	0.10	10.1	50.4
K286511		693	6.32	12.15	0.24	1.3	6.40	1.58	19.3	35.3	2.57	814	4.22	0.10	6.8	40.8
K286512		4.3	0.42	0.50	<0.05	<0.1	0.012	0.05	0.9	1.8	12.05	178	0.18	0.01	0.5	1.1

***** See Appendix Page for comments regarding this certificate *****

ALS Canada Ltd.
2103 Dollarton Hwy
North Vancouver BC V7H 0A7
Phone: 604 984 0221 Fax: 604 984 0218 www.alsglobal.com

To: **SILVER RANGE RESOURCES LTD.**
C/O ARCHER, CATHRO & ASSOCIATES (1981) LIMITED
1016-510 W HASTINGS ST
VANCOUVER BC V6B 1L8

Finalized Date: 27-JUL-2012
Account: RANSIL

Project: Keg-Main-Group 1

CERTIFICATE OF ANALYSIS WH12157357

Sample Description	Method	ME-MS61	ME-MS61	ME-MS61	ME-MS61	ME-MS61	ME-MS61	ME-MS61	ME-MS61	ME-MS61	ME-MS61	ME-MS61	ME-MS61	ME-MS61	ME-MS61	ME-MS61
	Analyte	P	Pb	Rb	Re	S	Sb	Sc	Se	Sn	Sr	Ta	Te	Th	Ti	Tl
	Units	ppm	ppm	ppm	ppm	%	ppm	ppm	ppm	ppm	ppm	ppm	ppm	ppm	%	ppm
	LOR	10	0.5	0.1	0.002	0.01	0.05	0.1	1	0.2	0.2	0.05	0.05	0.2	0.005	0.02
K286477		1790	6.2	166.5	0.015	2.23	1.64	11.3	10	4.5	119.0	0.72	0.19	7.8	0.299	1.73
K286478		1340	4.4	120.0	0.009	2.48	49.5	10.8	12	6.7	127.0	0.71	0.30	7.4	0.295	1.32
K286479		2080	6.2	164.5	0.015	2.06	478	11.1	9	5.2	180.0	0.67	0.13	7.8	0.272	1.80
K286480		2180	6.0	161.0	0.016	2.14	405	10.8	10	5.2	177.0	0.67	0.13	7.7	0.271	1.77
K286481		1980	6.9	162.5	0.021	1.96	8.85	11.9	10	3.7	398	0.71	0.20	8.2	0.303	1.70
K286482		1430	7.9	144.5	0.020	2.20	10.30	12.0	10	9.9	851	0.81	0.18	8.6	0.346	1.42
K286483		1590	9.0	170.5	0.026	1.62	11.55	11.3	9	9.4	304	0.70	0.12	8.2	0.300	1.77
K286484		1580	9.8	111.0	0.031	2.78	10.70	11.3	17	26.4	194.5	0.67	0.18	6.9	0.293	1.09
K286485		3700	12.2	122.5	0.009	3.83	15.30	10.0	23	35.2	122.0	0.69	0.53	7.0	0.304	1.31
K286486		1180	2710	90.9	0.012	2.69	12.05	8.5	63	135.5	186.0	0.59	0.52	6.2	0.258	0.85
K286487		2890	12.6	133.0	0.011	4.13	7.00	9.4	27	34.8	107.0	0.68	0.34	6.7	0.293	1.36
K286488		2370	209	211	0.012	6.65	6.53	9.0	59	45.9	55.5	0.61	0.76	5.7	0.258	2.00
K286489		1560	53.0	173.0	0.021	1.55	7.96	13.2	10	105.0	202	0.82	0.08	8.4	0.336	1.88
K286490		1230	9.6	157.0	0.019	1.52	8.89	11.8	9	11.3	137.0	0.70	0.16	8.2	0.295	1.98
K286491		200	1.5	2.1	<0.002	0.02	0.07	0.5	<1	0.3	49.5	<0.05	<0.05	<0.2	0.007	0.02
K286492		1630	12.9	180.0	0.014	1.55	2.31	13.4	9	10.5	159.5	0.86	0.20	9.4	0.342	2.13
K286493		1830	8.4	195.0	0.009	1.16	1.32	14.3	6	5.6	146.5	0.88	0.08	10.0	0.352	2.30
K286494		1740	22.6	197.5	0.007	1.27	3.16	14.7	7	15.1	191.5	0.91	0.11	10.3	0.378	2.27
K286495		1900	9.4	210	0.009	1.40	2.14	14.6	7	9.0	193.0	0.89	0.07	10.0	0.379	2.50
K286496		2000	10.4	178.5	0.010	1.47	2.10	13.7	9	10.2	179.0	0.86	0.10	9.7	0.346	2.15
K286497		1070	982	97.4	0.016	0.98	8.07	8.9	27	131.0	196.5	0.63	0.30	6.8	0.277	0.87
K286498		1610	24.0	186.5	0.009	1.37	2.93	14.0	8	9.4	143.5	0.81	0.08	9.7	0.349	2.27
K286499		1350	20.0	177.0	0.028	1.65	7.69	12.9	9	16.9	152.5	0.77	0.10	8.9	0.319	2.17
K286500		1090	12.3	190.5	0.012	1.64	3.91	13.5	7	19.4	175.0	0.78	0.08	9.1	0.325	2.27
K286501		1400	10.7	167.0	0.032	1.75	2.97	14.2	8	15.1	185.0	0.84	0.09	9.5	0.325	2.24
K286502		1270	10.7	175.0	0.032	1.67	2.80	14.3	8	14.1	185.0	0.82	0.08	9.3	0.337	2.25
K286503		1110	19.2	153.5	0.026	1.93	2.43	12.5	10	15.7	196.0	0.78	0.09	8.4	0.323	1.75
K286504		1060	459	135.5	0.031	1.94	3.20	13.0	10	37.7	279	0.80	0.14	8.5	0.326	1.55
K286505		1050	61.0	163.0	0.019	1.92	3.86	13.4	12	21.0	186.5	0.58	0.25	6.9	0.260	1.84
K286506		1970	29.2	133.5	0.043	1.92	4.80	13.4	11	13.5	186.5	0.67	0.13	7.2	0.268	1.46
K286507		1220	85.1	133.5	0.037	1.63	4.88	12.3	8	14.9	154.5	0.62	0.11	6.9	0.259	1.37
K286508		1220	525	147.5	0.075	1.82	14.35	13.1	12	33.2	198.0	0.68	0.11	7.6	0.287	1.46
K286509		700	58.6	186.5	0.025	1.54	3.65	12.5	11	42.7	141.5	0.64	0.08	7.2	0.284	1.79
K286510		1400	1185	187.0	0.013	1.68	54.2	12.2	14	96.4	141.0	0.74	0.10	8.0	0.307	1.70
K286511		1130	4140	100.5	0.009	4.33	8.23	8.5	40	64.3	124.0	0.51	0.25	5.2	0.214	1.02
K286512		230	8.3	2.6	<0.002	0.01	0.11	0.4	<1	0.4	48.6	<0.05	0.05	<0.2	0.005	<0.02

***** See Appendix Page for comments regarding this certificate *****

ALS Canada Ltd.
2103 Dollarton Hwy
North Vancouver BC V7H 0A7
Phone: 604 984 0221 Fax: 604 984 0218 www.alsglobal.com

To: **SILVER RANGE RESOURCES LTD.**
C/O ARCHER, CATHRO & ASSOCIATES (1981) LIMITED
1016-510 W HASTINGS ST
VANCOUVER BC V6B 1L8

Finalized Date: 27-JUL-2012
Account: RANSIL

Project: Keg-Main-Group 1

CERTIFICATE OF ANALYSIS WH12157357

Sample Description	Method	ME-MS61	ME-MS61	ME-MS61	ME-MS61	ME-MS61	ME-MS61	Zn-OG62
	Analyte	U	V	W	Y	Zn	Zr	Zn
	Units	ppm	ppm	ppm	ppm	ppm	ppm	%
	LOR	0.1	1	0.1	0.1	2	0.5	0.001
K286477		6.7	211	3.0	32.8	34	75.7	
K286478		6.0	163	2.4	32.2	38	70.7	
K286479		6.7	189	2.9	36.1	83	77.0	
K286480		6.6	189	2.9	36.1	89	75.9	
K286481		7.2	297	2.4	34.4	331	79.7	
K286482		8.8	245	2.3	30.0	75	80.6	
K286483		7.4	343	2.0	30.9	130	79.5	
K286484		7.5	330	3.2	36.7	358	81.5	
K286485		4.5	164	3.5	40.0	1740	70.5	
K286486		3.5	126	3.1	25.6	8640	51.1	
K286487		4.2	161	4.4	35.6	1680	67.2	
K286488		4.3	167	6.5	28.8	>10000	62.0	1.680
K286489		6.3	306	3.1	36.9	529	76.8	
K286490		6.3	241	3.1	26.2	109	70.8	
K286491		0.9	4	0.1	1.1	21	1.0	
K286492		4.6	223	2.5	31.8	121	77.9	
K286493		3.8	201	1.5	30.5	79	84.5	
K286494		3.7	207	2.3	32.2	130	84.4	
K286495		3.8	218	1.8	32.6	72	83.5	
K286496		4.1	208	2.6	32.9	102	79.8	
K286497		3.7	131	2.7	27.1	3060	53.7	
K286498		3.5	188	1.5	28.9	132	79.3	
K286499		7.2	281	2.9	29.2	136	78.4	
K286500		4.8	192	2.0	29.4	77	79.3	
K286501		8.4	297	1.9	39.5	155	93.6	
K286502		7.5	315	2.1	37.7	175	93.7	
K286503		8.8	183	5.4	36.8	55	90.3	
K286504		9.1	206	1.9	36.6	1030	93.6	
K286505		3.7	165	2.2	28.0	348	68.5	
K286506		10.4	261	3.0	35.7	392	93.9	
K286507		9.4	261	5.7	34.6	590	80.5	
K286508		6.3	272	2.8	29.9	1560	78.4	
K286509		5.2	251	2.1	29.7	306	68.1	
K286510		4.1	194	4.5	35.4	1460	64.2	
K286511		3.1	110	2.3	23.9	>10000	42.3	1.400
K286512		0.7	3	0.1	1.1	33	0.5	

***** See Appendix Page for comments regarding this certificate *****

ALS Canada Ltd.
2103 Dollarton Hwy
North Vancouver BC V7H 0A7
Phone: 604 984 0221 Fax: 604 984 0218 www.alsglobal.com

To: **SILVER RANGE RESOURCES LTD.**
C/O ARCHER, CATHRO & ASSOCIATES (1981) LIMITED
1016-510 W HASTINGS ST
VANCOUVER BC V6B 1L8

Finalized Date: 27-JUL-2012
Account: RANSIL

Project: Keg-Main-Group 1

CERTIFICATE OF ANALYSIS WH12157357

Method	CERTIFICATE COMMENTS
ME-MS61	Interference: Ca>10% on ICP-MS As, ICP-AES results shown.
ME-MS61	REE's may not be totally soluble in this method.

ALS Canada Ltd.

2103 Dollarton Hwy
North Vancouver BC V7H 0A7
Phone: 604 984 0221 Fax: 604 984 0218 www.alsglobal.com

To: **SILVER RANGE RESOURCES LTD.**
C/O ARCHER, CATHRO & ASSOCIATES (1981) LIMITED
1016-510 W HASTINGS ST
VANCOUVER BC V6B 1L8

Finalized Date: 6-AUG-2012
Account: RANSIL

CERTIFICATE WH12157358

Project: Hammer - KEG

P.O. No.: Batch 12

This report is for 36 Drill Core samples submitted to our lab in Whitehorse, YT, Canada on 8-JUL-2012.

The following have access to data associated with this certificate:

MATT DUMALA	JOAN MARIACHER	

SAMPLE PREPARATION

ALS CODE	DESCRIPTION
WEI-21	Received Sample Weight
LOG-22	Sample login - Rcd w/o BarCode
CRU-31	Fine crushing - 70%<2mm
CRU-QC	Crushing QC Test
SPL-21	Split sample - riffle splitter
PUL-31	Pulverize split to 85%<75 um
LOG-22d	Sample login - Rcd w/o BarCode dup
SPL-21d	Split sample - duplicate
PUL-31d	Pulverize Split - duplicate
LOG-23	Pulp Login - Rcvd with Barcode

ANALYTICAL PROCEDURES

ALS CODE	DESCRIPTION	INSTRUMENT
Au-AA24	Au 50g FA AA finish	AAS
ME-OG62	Ore Grade Elements - Four Acid	ICP-AES
Sn-XRF05	Sn-Trace Level XRF Analysis	XRF
ME-MS61	48 element four acid ICP-MS	
Ag-OG62	Ore Grade Ag - Four Acid	VARIABLE
Pb-OG62	Ore Grade Pb - Four Acid	VARIABLE
Zn-OG62	Ore Grade Zn - Four Acid	VARIABLE
Ag-GRA21	Ag 30g FA-GRAV finish	WST-SIM

To: **SILVER RANGE RESOURCES LTD.**
ATTN: JOAN MARIACHER
C/O ARCHER, CATHRO & ASSOCIATES (1981) LIMITED
1016-510 W HASTINGS ST
VANCOUVER BC V6B 1L8

This is the Final Report and supersedes any preliminary report with this certificate number. Results apply to samples as submitted. All pages of this report have been checked and approved for release.

***** See Appendix Page for comments regarding this certificate *****

Signature: 

Colin Ramshaw, Vancouver Laboratory Manager

ALS Canada Ltd.
2103 Dollarton Hwy
North Vancouver BC V7H 0A7
Phone: 604 984 0221 Fax: 604 984 0218 www.alsglobal.com

To: **SILVER RANGE RESOURCES LTD.**
C/O ARCHER, CATHRO & ASSOCIATES (1981) LIMITED
1016-510 W HASTINGS ST
VANCOUVER BC V6B 1L8

Finalized Date: 6-AUG-2012
Account: RANSIL

Project: Hammer - KEG

CERTIFICATE OF ANALYSIS WH12157358

Sample Description	Method / Analyte / Units / LOR	WEI-21 Recvd Wt. kg 0.02	Au-AA24 Au ppm 0.005	Sn-XRF05 Sn ppm 5	ME-MS61 Ag ppm 0.01	ME-MS61 Al % 0.01	ME-MS61 As ppm 0.2	ME-MS61 Ba ppm 10	ME-MS61 Be ppm 0.05	ME-MS61 Bi ppm 0.01	ME-MS61 Ca % 0.01	ME-MS61 Cd ppm 0.02	ME-MS61 Ce ppm 0.01	ME-MS61 Co ppm 0.1	ME-MS61 Cr ppm 1	ME-MS61 Cs ppm 0.05
L845897		4.75	<0.005	6	13.45	6.92	132.0	390	3.76	0.79	0.25	1.27	60.6	2.6	10	20.0
L845898		0.95	0.006	6	11.90	6.07	246	410	4.14	0.69	0.20	0.97	65.5	3.5	9	18.05
L845899		3.03	<0.005	8	1.06	6.71	70.9	300	3.68	0.72	0.21	0.06	62.0	1.7	9	18.80
L845900		0.25	0.095	25	61.5	4.92	2760	570	0.67	3.81	6.97	130.5	31.0	12.2	44	3.01
L845901		4.35	<0.005	7	1.17	6.85	33.7	480	3.67	0.37	0.29	0.23	79.3	10.8	14	29.4
L845902		3.92	<0.005	8	4.13	7.31	8.3	550	4.23	0.39	0.44	0.61	65.2	4.7	17	14.05
L845903		2.54	<0.005	11	10.55	7.50	52.6	460	3.13	0.38	0.25	0.82	77.4	3.2	14	16.30
L845904		0.96	0.088	49	>100	5.12	587	140	3.69	1.97	0.20	17.15	52.8	5.5	9	31.5
L845905		2.53	<0.005	14	24.5	7.57	5.7	500	4.41	0.40	0.22	1.66	77.7	3.5	15	19.85
L845906		3.68	<0.005	<5	1.79	0.12	<5	20	0.07	0.03	22.7	0.13	1.76	1.4	2	0.43
L845907		1.84	<0.005	9	0.26	7.33	2.6	540	4.59	0.33	1.00	0.12	85.3	3.5	15	13.25
L845908		4.77	<0.005	6	0.04	7.42	0.2	550	4.39	0.28	1.35	0.04	84.0	3.5	17	14.05
L845909		7.68	<0.005	5	0.27	7.36	1.4	510	4.52	0.27	1.43	0.08	84.1	3.7	18	16.15
L845910		6.68	<0.005	8	0.10	7.05	3.0	610	4.72	0.76	1.20	0.06	78.4	3.1	14	16.85
L845911		4.10	<0.005	5	0.11	7.03	3.6	1090	4.83	0.58	1.09	0.04	72.5	2.9	13	9.89
L845912		4.80	<0.005	9	0.16	7.23	5.7	470	5.05	0.47	1.00	0.05	82.1	3.1	14	21.1
L845913		2.35	<0.005	7	0.19	7.27	3.7	470	5.04	0.54	1.00	0.05	80.9	2.9	12	21.2
L845914		2.47	<0.005	5	0.08	7.34	4.3	590	5.12	0.50	0.74	0.05	86.8	2.8	13	23.3
L845915		4.05	<0.005	6	0.05	7.18	1.9	700	4.44	0.75	1.32	<0.02	82.8	2.0	11	21.9
L845916		7.21	<0.005	7	<0.01	7.43	<0.2	730	4.50	1.27	1.07	0.03	90.5	2.1	13	13.25
L845917		2.96	<0.005	7	0.02	7.01	0.8	740	4.50	0.51	1.36	0.04	81.1	1.8	10	14.70
L845918		3.39	<0.005	5	0.28	7.05	4.0	540	4.09	0.75	0.60	0.04	69.9	1.6	8	20.1
L845919		6.15	<0.005	6	0.10	7.15	3.0	540	3.89	0.65	1.16	0.04	80.0	1.9	10	11.10
L845920		0.06	7.21	659	>100	0.25	>10000	110	0.09	0.14	0.01	261	4.11	0.6	14	0.41
L845921		7.09	<0.005	10	1.60	7.35	24.1	660	5.37	0.67	1.07	0.14	83.9	2.1	10	13.50
L845922		1.02	<0.005	8	0.70	6.79	5.9	470	5.14	0.73	0.74	0.15	59.2	1.4	6	19.10
L845923		3.59	<0.005	<5	0.16	0.11	11	70	0.08	0.02	21.3	0.07	1.80	1.5	1	0.24
L845924		1.02	<0.005	8	0.19	7.08	6.8	510	4.93	0.62	0.48	0.04	81.7	1.8	8	15.60
L845925		1.13	<0.005	11	1.06	6.92	31.4	330	5.55	0.40	0.29	0.09	85.1	4.3	11	23.7
L845926		<0.02	<0.005	8	1.18	6.99	35.2	330	5.84	0.43	0.26	0.07	83.0	4.2	11	24.0
L845927		3.08	<0.005	7	0.18	7.29	3.3	420	5.17	0.53	0.74	0.04	76.3	2.5	14	13.35
L845928		5.58	<0.005	8	0.03	6.98	0.3	540	5.71	0.41	0.88	0.03	70.9	2.7	11	9.47
L845929		2.66	<0.005	8	2.64	6.74	9.3	490	5.93	0.45	0.43	0.03	64.0	5.4	9	19.50
L845930		7.47	<0.005	10	0.05	5.96	<0.2	530	6.13	0.41	0.90	0.04	55.7	2.8	12	8.85
L845931		7.52	<0.005	8	0.04	7.13	0.7	550	5.85	0.49	1.01	0.02	72.3	2.7	14	9.62
L845932		3.42	<0.005	7	0.34	7.25	13.5	540	5.83	0.50	0.36	0.05	68.3	2.9	10	17.70

***** See Appendix Page for comments regarding this certificate *****

ALS Canada Ltd.
2103 Dollarton Hwy
North Vancouver BC V7H 0A7
Phone: 604 984 0221 Fax: 604 984 0218 www.alsglobal.com

To: **SILVER RANGE RESOURCES LTD.**
C/O ARCHER, CATHRO & ASSOCIATES (1981) LIMITED
1016-510 W HASTINGS ST
VANCOUVER BC V6B 1L8

Finalized Date: 6-AUG-2012
Account: RANSIL

Project: Hammer - KEG

CERTIFICATE OF ANALYSIS WH12157358

Sample Description	Method	ME-MS61	ME-MS61	ME-MS61	ME-MS61	ME-MS61	ME-MS61	ME-MS61	ME-MS61	ME-MS61	ME-MS61	ME-MS61	ME-MS61	ME-MS61	ME-MS61	ME-MS61
	Analyte	Cu	Fe	Ga	Ge	Hf	In	K	La	Li	Mg	Mn	Mo	Na	Nb	Ni
	Units	ppm	%	ppm	ppm	ppm	ppm	%	ppm	ppm	%	ppm	ppm	%	ppm	ppm
	LOR	0.2	0.01	0.05	0.05	0.1	0.005	0.01	0.5	0.2	0.01	5	0.05	0.01	0.1	0.2
L845897		7.3	1.29	26.3	0.09	1.7	0.037	3.92	28.7	168.5	0.24	1600	0.55	0.09	10.3	3.1
L845898		3.8	1.98	22.3	0.09	1.4	0.030	3.60	33.2	115.0	0.22	2220	0.73	0.08	9.0	6.3
L845899		2.7	0.79	24.3	0.08	1.7	0.034	3.35	30.5	186.0	0.25	83	0.33	0.06	10.7	1.2
L845900		1025	3.77	11.00	0.07	1.4	0.088	1.37	15.8	15.9	0.68	2780	5.29	1.22	4.8	24.8
L845901		16.9	0.96	26.9	0.09	1.7	0.038	3.60	37.5	218	0.28	793	0.39	0.10	9.6	4.7
L845902		8.9	2.17	26.7	0.11	1.7	0.036	3.84	30.2	87.9	0.49	936	0.30	0.28	9.7	5.5
L845903		9.5	1.07	27.0	0.12	1.9	0.038	3.91	37.7	115.5	0.30	1200	0.45	0.10	10.5	3.1
L845904		773	2.38	22.6	0.08	1.1	0.179	2.26	27.2	169.0	0.16	28300	3.57	0.04	5.6	3.2
L845905		9.1	1.72	28.3	0.10	1.8	0.042	4.59	36.7	154.0	0.22	2810	0.56	0.13	10.3	5.1
L845906		4.3	0.52	0.43	<0.05	<0.1	0.006	0.06	0.9	2.2	13.50	339	0.13	0.01	0.3	<0.2
L845907		9.1	1.79	28.1	0.15	1.7	0.042	3.99	42.5	65.3	0.39	1470	0.47	1.44	10.7	4.6
L845908		6.5	1.73	26.4	0.19	1.8	0.039	3.93	40.8	70.4	0.44	701	0.40	1.57	11.4	4.3
L845909		9.3	1.82	25.9	0.16	1.6	0.041	3.82	40.2	90.9	0.50	995	0.38	1.35	11.0	5.0
L845910		3.5	1.87	24.5	0.15	1.6	0.035	3.94	38.7	61.4	0.42	1610	0.58	1.03	12.7	4.2
L845911		1.3	1.54	24.3	0.12	1.7	0.035	3.89	35.4	59.6	0.36	305	0.43	1.81	18.4	3.4
L845912		2.3	1.83	25.8	0.15	1.7	0.038	4.42	40.3	62.8	0.41	2400	0.45	0.32	10.2	3.8
L845913		2.6	1.87	25.0	0.14	1.7	0.039	4.36	39.4	68.7	0.40	2540	0.45	0.42	10.3	3.7
L845914		1.0	1.56	24.7	0.14	2.1	0.036	4.39	43.0	70.5	0.19	590	0.32	1.22	9.7	3.3
L845915		<0.2	1.24	24.9	0.14	2.4	0.036	4.44	40.5	53.0	0.21	388	0.28	1.17	9.8	1.9
L845916		1.4	1.44	25.3	0.15	2.5	0.034	4.17	45.0	46.4	0.32	227	0.30	2.15	11.7	1.7
L845917		0.7	1.18	24.1	0.12	2.5	0.029	3.96	39.3	118.5	0.23	345	0.33	1.69	11.5	1.8
L845918		0.7	1.62	23.7	0.14	2.0	0.035	4.50	35.8	116.5	0.24	1960	0.47	0.73	9.1	1.5
L845919		<0.2	1.28	23.5	0.13	2.3	0.032	3.81	40.3	54.0	0.30	250	0.29	2.05	10.0	1.5
L845920		3790	12.55	2.10	0.31	0.1	0.088	0.11	2.7	8.2	<0.01	43	1.40	0.01	1.1	3.1
L845921		2.0	1.43	27.1	0.10	2.2	0.034	3.82	42.8	67.8	0.34	336	0.37	2.08	11.4	1.8
L845922		1.2	1.09	23.9	0.08	1.8	0.031	3.78	29.9	82.2	0.20	406	0.25	0.84	6.6	1.2
L845923		1.5	0.43	0.39	<0.05	<0.1	<0.005	0.05	0.9	1.4	12.60	183	0.11	0.01	1.2	<0.2
L845924		1.0	1.21	26.5	0.17	2.1	0.036	4.14	40.9	47.6	0.31	824	0.17	1.05	9.3	1.6
L845925		5.9	1.73	25.6	0.13	0.9	0.024	3.40	40.5	183.0	0.24	1780	1.32	0.44	11.6	3.7
L845926		5.9	1.74	26.8	0.13	0.9	0.027	3.43	38.9	200	0.23	1820	1.42	0.44	12.3	3.9
L845927		7.5	1.41	24.4	0.20	1.0	0.038	3.86	36.7	111.0	0.30	354	0.41	1.19	11.3	2.8
L845928		2.2	1.28	26.6	0.12	2.0	0.035	3.47	35.2	61.6	0.34	212	0.24	1.99	11.5	2.3
L845929		7.7	1.16	24.6	0.16	1.9	0.031	3.55	31.2	195.5	0.23	436	0.34	0.85	12.2	3.6
L845930		2.3	1.34	26.3	0.19	2.0	0.029	3.48	25.2	63.7	0.33	235	0.20	2.09	12.0	2.6
L845931		2.4	1.35	26.4	0.16	2.0	0.032	3.56	36.3	65.6	0.36	288	0.19	1.97	10.5	2.5
L845932		3.8	1.50	26.3	0.17	2.0	0.031	3.82	33.3	119.0	0.25	542	0.30	0.96	10.7	2.9

***** See Appendix Page for comments regarding this certificate *****

ALS Canada Ltd.
2103 Dollarton Hwy
North Vancouver BC V7H 0A7
Phone: 604 984 0221 Fax: 604 984 0218 www.alsglobal.com

To: **SILVER RANGE RESOURCES LTD.**
C/O ARCHER, CATHRO & ASSOCIATES (1981) LIMITED
1016-510 W HASTINGS ST
VANCOUVER BC V6B 1L8

Finalized Date: 6-AUG-2012
Account: RANSIL

Project: Hammer - KEG

CERTIFICATE OF ANALYSIS WH12157358

Sample Description	Method	ME-MS61	ME-MS61	ME-MS61	ME-MS61	ME-MS61	ME-MS61	ME-MS61	ME-MS61	ME-MS61	ME-MS61	ME-MS61	ME-MS61	ME-MS61	ME-MS61	ME-MS61
	Analyte	P	Pb	Rb	Re	S	Sb	Sc	Se	Sn	Sr	Ta	Te	Th	Ti	Tl
	Units	ppm	ppm	ppm	ppm	%	ppm	ppm	ppm	ppm	ppm	ppm	ppm	ppm	%	ppm
	LOR	10	0.5	0.1	0.002	0.01	0.05	0.1	1	0.2	0.2	0.05	0.05	0.2	0.005	0.02
L845897		520	207	355	<0.002	<0.01	9.69	5.0	1	6.8	82.2	0.82	<0.05	17.5	0.182	2.52
L845898		440	38.1	320	<0.002	<0.01	17.10	4.2	1	5.1	87.5	0.73	<0.05	16.6	0.151	2.73
L845899		510	33.9	338	<0.002	<0.01	6.05	4.9	1	5.9	45.3	0.98	<0.05	18.1	0.180	2.13
L845900		650	>10000	74.9	0.003	2.82	56.3	8.0	5	2.8	419	0.31	0.17	4.2	0.207	0.69
L845901		570	41.8	311	<0.002	0.01	6.31	5.7	1	8.1	69.8	0.69	<0.05	20.8	0.195	1.85
L845902		590	41.0	278	<0.002	<0.01	2.04	5.8	1	6.4	92.9	0.66	<0.05	18.7	0.206	2.03
L845903		630	277	318	<0.002	<0.01	11.05	5.9	1	11.1	69.2	0.72	<0.05	21.7	0.207	2.72
L845904		460	>10000	233	<0.002	0.01	528	2.9	2	42.9	105.0	0.40	0.05	12.6	0.108	2.72
L845905		620	299	362	<0.002	<0.01	7.06	5.9	1	11.7	84.6	0.73	<0.05	21.5	0.200	4.09
L845906		200	46.9	4.7	<0.002	0.01	2.15	0.4	1	0.3	46.3	<0.05	<0.05	0.2	<0.005	0.04
L845907		580	52.4	299	<0.002	<0.01	1.72	5.9	1	7.6	163.5	0.82	<0.05	21.7	0.209	2.23
L845908		570	38.9	290	<0.002	0.03	0.49	5.7	1	6.5	171.5	0.76	<0.05	21.2	0.203	2.21
L845909		510	46.8	286	<0.002	0.09	1.17	6.0	1	7.1	159.0	0.71	<0.05	21.5	0.211	2.45
L845910		510	40.4	302	<0.002	0.08	1.12	5.3	1	6.6	139.0	0.74	<0.05	21.1	0.198	2.73
L845911		550	41.3	277	<0.002	0.03	0.77	5.1	1	5.8	170.5	0.80	<0.05	20.0	0.197	1.81
L845912		540	43.5	358	<0.002	0.18	2.02	5.4	1	7.2	98.6	0.77	<0.05	21.7	0.208	4.11
L845913		530	45.7	349	<0.002	0.17	1.90	5.4	1	7.4	101.0	0.77	<0.05	20.8	0.207	3.85
L845914		540	41.2	321	<0.002	<0.01	2.43	4.7	1	6.2	140.0	0.75	<0.05	24.1	0.202	3.20
L845915		560	43.0	329	<0.002	0.02	1.90	4.8	1	5.2	143.0	0.74	<0.05	23.7	0.200	3.33
L845916		610	42.0	296	<0.002	0.01	0.38	4.7	1	5.8	211	0.90	<0.05	24.8	0.202	2.01
L845917		540	43.0	280	<0.002	0.02	0.58	3.5	1	5.5	186.0	0.86	<0.05	22.0	0.184	2.02
L845918		600	142.5	350	<0.002	0.06	2.25	4.1	1	6.7	128.5	0.58	<0.05	19.4	0.163	2.94
L845919		550	44.7	265	<0.002	<0.01	0.51	3.7	1	5.0	180.5	0.72	<0.05	22.2	0.178	1.64
L845920		60	>10000	10.3	0.003	>10.0	3600	0.7	7	157.0	7.5	<0.05	<0.05	0.7	0.011	0.13
L845921		670	89.3	297	<0.002	0.02	2.46	4.4	1	7.6	181.0	0.77	<0.05	22.0	0.185	1.74
L845922		500	97.8	296	<0.002	<0.01	3.03	4.4	1	8.1	102.5	0.44	<0.05	16.8	0.129	2.69
L845923		230	5.5	3.2	<0.002	0.01	0.25	0.3	1	<0.2	48.0	<0.05	<0.05	0.3	<0.005	<0.02
L845924		560	46.5	320	<0.002	<0.01	2.19	4.4	1	6.6	118.0	0.71	<0.05	22.5	0.171	2.92
L845925		590	60.7	288	<0.002	0.02	6.96	5.4	1	8.1	66.8	1.02	<0.05	20.3	0.176	1.96
L845926		590	62.5	297	<0.002	0.02	7.30	5.7	1	8.3	68.4	1.03	<0.05	19.6	0.178	2.00
L845927		590	35.9	302	<0.002	<0.01	1.47	5.1	1	7.3	108.5	1.21	<0.05	19.8	0.185	1.94
L845928		470	40.4	221	<0.002	<0.01	0.26	5.1	<1	5.9	162.0	1.19	<0.05	17.2	0.174	1.39
L845929		480	41.0	248	<0.002	<0.01	2.08	4.8	<1	6.4	92.6	1.31	<0.05	16.2	0.163	1.64
L845930		430	40.4	198.5	<0.002	<0.01	0.39	5.0	<1	6.1	167.5	1.04	<0.05	14.2	0.186	1.41
L845931		470	41.9	227	<0.002	<0.01	0.25	5.2	<1	6.1	180.5	0.89	<0.05	17.4	0.185	1.41
L845932		460	49.6	266	<0.002	<0.01	2.54	5.3	<1	5.9	112.5	0.93	<0.05	18.2	0.185	2.01

***** See Appendix Page for comments regarding this certificate *****

ALS Canada Ltd.
2103 Dollarton Hwy
North Vancouver BC V7H 0A7
Phone: 604 984 0221 Fax: 604 984 0218 www.alsglobal.com

To: **SILVER RANGE RESOURCES LTD.**
C/O ARCHER, CATHRO & ASSOCIATES (1981) LIMITED
1016-510 W HASTINGS ST
VANCOUVER BC V6B 1L8

Finalized Date: 6-AUG-2012
Account: RANSIL

Project: Hammer - KEG

CERTIFICATE OF ANALYSIS WH12157358

Sample Description	Method	ME-MS61	ME-MS61	ME-MS61	ME-MS61	ME-MS61	ME-MS61	Ag-OG62	Pb-OG62	Zn-OG62	Ag-GRA21
	Analyte	U	V	W	Y	Zn	Zr	Ag	Pb	Zn	Ag
	Units	ppm	ppm	ppm	ppm	ppm	ppm	ppm	%	%	ppm
	LOR	0.1	1	0.1	0.1	2	0.5	1	0.001	0.001	5
L845897		12.5	24	13.4	7.6	717	61.9				
L845898		13.0	25	14.2	8.1	432	52.3				
L845899		11.0	23	12.2	7.3	119	62.9				
L845900		1.8	62	9.6	12.6	>10000	45.5		2.02	2.05	
L845901		12.3	30	14.4	8.7	247	66.9				
L845902		13.6	32	2.9	8.6	720	67.9				
L845903		9.5	31	12.8	9.3	689	70.3				
L845904		94.3	19	18.2	6.7	9300	39.4	559	1.360		
L845905		11.2	32	1.6	9.5	1190	69.7				
L845906		1.4	2	0.2	0.9	57	1.5				
L845907		6.8	32	0.7	9.6	293	68.4				
L845908		6.7	32	0.7	9.7	108	71.3				
L845909		8.4	34	1.3	8.8	196	62.7				
L845910		8.5	29	1.0	8.7	170	60.4				
L845911		10.0	27	1.2	9.7	55	65.5				
L845912		11.9	29	1.6	9.4	217	63.0				
L845913		13.5	29	1.6	9.3	221	62.4				
L845914		5.2	28	1.5	9.0	91	74.4				
L845915		8.2	25	1.2	8.4	55	90.2				
L845916		6.3	23	1.0	9.1	53	96.7				
L845917		6.2	22	1.5	8.4	57	91.5				
L845918		7.6	19	1.6	8.7	116	72.0				
L845919		6.2	21	0.7	8.2	53	80.7				
L845920		0.6	6	209	1.1	>10000	3.7	>1500	10.95	2.67	3300
L845921		6.9	22	1.3	9.7	87	85.2				
L845922		8.9	14	1.1	7.9	172	64.5				
L845923		0.5	2	0.1	1.1	18	0.7				
L845924		4.5	20	2.1	8.9	80	77.9				
L845925		20.3	24	2.2	10.5	92	30.3				
L845926		20.2	24	2.3	10.5	92	31.3				
L845927		5.4	25	2.0	10.1	52	31.8				
L845928		6.1	20	0.9	9.0	49	70.7				
L845929		5.5	18	14.8	8.2	44	66.7				
L845930		3.0	22	0.9	7.5	51	74.1				
L845931		4.0	22	0.9	8.6	50	74.6				
L845932		7.4	22	1.6	8.4	62	72.6				

***** See Appendix Page for comments regarding this certificate *****

ALS Canada Ltd.
2103 Dollarton Hwy
North Vancouver BC V7H 0A7
Phone: 604 984 0221 Fax: 604 984 0218 www.alsglobal.com

To: **SILVER RANGE RESOURCES LTD.**
C/O ARCHER, CATHRO & ASSOCIATES (1981) LIMITED
1016- 510 W HASTINGS ST
VANCOUVER BC V6B 1L8

Finalized Date: 6- AUG- 2012
Account: RANSIL

Project: Hammer - KEG

CERTIFICATE OF ANALYSIS WH12157358

Method	CERTIFICATE COMMENTS
ME- MS61	Interference: Ca> 10% on ICP- MS As, ICP- AES results shown.
ME- MS61	REE's may not be totally soluble in this method.

ALS Canada Ltd.
2103 Dollarton Hwy
North Vancouver BC V7H 0A7
Phone: 604 984 0221 Fax: 604 984 0218 www.alsglobal.com

To: **SILVER RANGE RESOURCES LTD.**
C/O ARCHER, CATHRO & ASSOCIATES (1981) LIMITED
1016-510 W HASTINGS ST
VANCOUVER BC V6B 1L8

Finalized Date: 30-JUL-2012
Account: RANSIL

CERTIFICATE WH12157359

Project: Hammer - KEG

P.O. No.: Batch 11

This report is for 36 Drill Core samples submitted to our lab in Whitehorse, YT, Canada on 8-JUL-2012.

The following have access to data associated with this certificate:

MATT DUMALA	JOAN MARIACHER	

SAMPLE PREPARATION

ALS CODE	DESCRIPTION
WEI-21	Received Sample Weight
LOG-22	Sample login - Rcd w/o BarCode
CRU-31	Fine crushing - 70%<2mm
CRU-QC	Crushing QC Test
SPL-21	Split sample - riffle splitter
PUL-QC	Pulverizing QC Test
PUL-31	Pulverize split to 85%<75 um
LOG-22d	Sample login - Rcd w/o BarCode dup
SPL-21d	Split sample - duplicate
PUL-31d	Pulverize Split - duplicate
LOG-23	Pulp Login - Rcvd with Barcode

ANALYTICAL PROCEDURES

ALS CODE	DESCRIPTION	INSTRUMENT
Au-AA24	Au 50g FA AA finish	AAS
Au-GRA22	Au 50 g FA-GRAV finish	WST-SIM
ME-OG62	Ore Grade Elements - Four Acid	ICP-AES
Sn-XRF05	Sn-Trace Level XRF Analysis	XRF
ME-MS61	48 element four acid ICP-MS	
Ag-OG62	Ore Grade Ag - Four Acid	VARIABLE
Pb-OG62	Ore Grade Pb - Four Acid	VARIABLE
Zn-OG62	Ore Grade Zn - Four Acid	VARIABLE
Ag-GRA21	Ag 30g FA-GRAV finish	WST-SIM

To: **SILVER RANGE RESOURCES LTD.**
ATTN: JOAN MARIACHER
C/O ARCHER, CATHRO & ASSOCIATES (1981) LIMITED
1016-510 W HASTINGS ST
VANCOUVER BC V6B 1L8

This is the Final Report and supersedes any preliminary report with this certificate number. Results apply to samples as submitted. All pages of this report have been checked and approved for release.

***** See Appendix Page for comments regarding this certificate *****

Signature: 

Colin Ramshaw, Vancouver Laboratory Manager

Comments: Gold assay result for sample L845871 is obtained from fire assay gravimetric method due to high Ag content in the sample that might have caused incomplete Au dissolution in aqua regia solution.

ALS Canada Ltd.
2103 Dollarton Hwy
North Vancouver BC V7H 0A7
Phone: 604 984 0221 Fax: 604 984 0218 www.alsglobal.com

To: **SILVER RANGE RESOURCES LTD.**
C/O ARCHER, CATHRO & ASSOCIATES (1981) LIMITED
1016-510 W HASTINGS ST
VANCOUVER BC V6B 1L8

Finalized Date: 30-JUL-2012
Account: RANSIL

Project: Hammer - KEG

CERTIFICATE OF ANALYSIS WH12157359

Sample Description	Method Analyte Units LOR	WEI-21 Recvd Wt. kg 0.02	Au-AA24 Au ppm 0.005	Au-GRA22 Au ppm 0.05	Sn-XRF05 Sn ppm 5	ME-MS61 Ag ppm 0.01	ME-MS61 Al % 0.01	ME-MS61 As ppm 0.2	ME-MS61 Ba ppm 10	ME-MS61 Be ppm 0.05	ME-MS61 Bi ppm 0.01	ME-MS61 Ca % 0.01	ME-MS61 Cd ppm 0.02	ME-MS61 Ce ppm 0.01	ME-MS61 Co ppm 0.1	ME-MS61 Cr ppm 1
L845861		7.21	<0.005		7	1.01	7.46	3.6	550	6.73	0.65	1.09	0.21	80.7	2.7	13
L845862		1.17	0.026		25	>100	6.64	877	280	3.94	0.82	0.25	7.58	69.6	2.1	9
L845863		2.05	<0.005		8	6.17	7.41	15.0	500	5.53	0.46	0.48	0.83	71.7	2.3	8
L845864		4.21	<0.005		<5	0.25	0.12	<5	20	0.05	0.03	21.3	0.07	1.60	1.5	1
L845865		5.38	<0.005		8	0.31	7.16	4.0	510	5.28	0.50	0.85	0.05	79.9	2.5	8
L845866		7.07	<0.005		9	0.12	7.44	5.1	510	6.08	0.54	0.85	0.02	81.0	2.4	10
L845867		7.09	<0.005		9	0.15	6.84	2.3	480	6.03	0.43	1.06	0.04	82.5	2.6	12
L845868		7.42	<0.005		7	0.05	7.37	1.3	510	6.74	0.56	0.94	0.04	80.7	2.7	11
L845869		4.73	<0.005		7	0.17	6.88	1.7	460	6.71	0.49	0.84	0.02	79.7	2.8	12
L845870		6.05	<0.005		8	0.17	7.20	2.4	470	6.97	0.56	0.76	0.02	74.3	2.2	9
L845871		0.05		7.53	662	>100	0.25	>10000	110	0.09	0.12	0.01	259	4.35	0.5	11
L845872		6.90	<0.005		11	3.87	7.16	64.0	530	6.68	0.48	0.92	0.34	78.0	2.4	12
L845873		7.59	<0.005		7	0.81	7.73	11.3	540	6.62	0.52	0.91	0.06	84.2	2.9	12
L845874		6.73	<0.005		11	0.40	7.31	4.4	470	5.88	0.87	0.60	0.03	74.8	2.4	11
L845875		6.65	<0.005		12	0.36	7.70	7.9	480	6.73	0.65	0.87	0.10	73.3	2.5	11
L845876		4.44	<0.005		9	2.31	7.47	2.1	530	6.43	0.34	0.72	0.04	78.9	2.7	11
L845877		4.43	<0.005		12	0.13	7.69	9.1	500	10.45	0.79	0.64	0.13	79.3	3.0	11
L845878		4.48	<0.005		11	0.33	8.38	20.0	460	7.31	0.73	0.29	0.13	51.6	1.8	6
L845879		<0.02	<0.005		9	0.32	8.66	21.7	470	7.28	0.73	0.30	0.13	55.3	1.8	6
L845880		2.19	<0.005		10	0.45	7.53	41.1	440	6.39	0.43	0.18	0.13	62.3	1.6	8
L845881		2.18	<0.005		11	4.33	7.22	62.3	400	5.79	1.38	0.17	0.45	61.8	2.3	9
L845882		2.42	0.007		18	30.1	6.49	223	140	5.77	1.23	0.22	1.88	57.3	3.7	7
L845883		1.81	0.103		22	35.9	6.80	206	140	5.46	1.19	0.22	0.88	56.4	2.5	7
L845884		4.14	<0.005		<5	0.08	0.10	<5	20	0.07	0.02	21.2	0.06	1.42	1.3	1
L845885		1.30	0.009		23	53.7	6.07	75.6	100	4.59	0.52	0.29	1.54	58.5	3.1	7
L845886		1.57	<0.005		11	17.80	6.48	213	190	6.95	0.71	0.23	1.48	65.9	4.8	7
L845887		0.24	0.089		25	57.9	5.18	2690	580	0.69	3.88	6.99	131.5	31.7	11.6	41
L845888		2.87	<0.005		10	3.01	7.79	53.2	320	6.06	0.46	0.19	0.21	75.9	2.4	9
L845889		3.72	<0.005		7	2.33	7.06	43.2	420	5.73	0.46	0.16	0.30	83.6	3.9	12
L845890		4.47	<0.005		7	2.62	7.10	56.9	440	5.79	0.48	0.22	0.25	78.1	2.8	10
L845891		1.99	<0.005		9	3.12	7.01	57.4	430	5.87	0.47	0.21	0.38	77.0	3.4	10
L845892		6.43	<0.005		9	3.04	7.27	40.6	450	4.84	0.59	0.24	0.54	60.8	3.6	10
L845893		2.08	<0.005		9	35.5	6.79	240	420	4.56	0.73	0.16	3.22	59.5	4.2	10
L845894		1.30	0.007		11	23.6	6.67	152.0	290	4.95	0.62	0.16	1.31	58.8	3.0	9
L845895		2.35	0.133		72	>100	3.41	720	100	4.09	0.34	0.09	4.02	28.7	2.0	11
L845896		2.21	0.021		57	93.6	6.22	302	220	5.11	0.78	0.15	1.03	59.7	3.0	13

Comments: Gold assay result for sample L845871 is obtained from fire assay gravimetric method due to high Ag content in the sample that might have caused incomplete Au dissolution in aqua regia solution.

***** See Appendix Page for comments regarding this certificate *****

ALS Canada Ltd.
2103 Dollarton Hwy
North Vancouver BC V7H 0A7
Phone: 604 984 0221 Fax: 604 984 0218 www.alsglobal.com

To: **SILVER RANGE RESOURCES LTD.**
C/O ARCHER, CATHRO & ASSOCIATES (1981) LIMITED
1016-510 W HASTINGS ST
VANCOUVER BC V6B 1L8

Finalized Date: 30-JUL-2012
Account: RANSIL

Project: Hammer - KEG

CERTIFICATE OF ANALYSIS WH12157359

Sample Description	Method	ME-MS61	ME-MS61	ME-MS61	ME-MS61	ME-MS61	ME-MS61	ME-MS61	ME-MS61	ME-MS61	ME-MS61	ME-MS61	ME-MS61	ME-MS61	ME-MS61	ME-MS61
	Analyte	Cs	Cu	Fe	Ga	Ge	Hf	In	K	La	Li	Mg	Mn	Mo	Na	Nb
	Units	ppm	ppm	%	ppm	ppm	ppm	ppm	%	ppm	ppm	%	ppm	ppm	%	ppm
	LOR	0.05	0.2	0.01	0.05	0.05	0.1	0.005	0.01	0.5	0.2	0.01	5	0.05	0.01	0.1
L845861		14.25	3.8	1.49	29.2	0.13	1.9	0.036	3.67	40.0	104.5	0.38	421	0.32	1.99	11.9
L845862		20.9	184.5	2.59	26.9	0.06	1.7	0.047	3.25	34.9	244	0.19	40700	1.84	0.08	8.1
L845863		19.60	5.1	1.23	27.7	0.10	1.8	0.031	3.81	34.4	404	0.20	2110	0.41	0.13	11.7
L845864		0.25	2.6	0.44	0.45	0.18	<0.1	<0.005	0.06	0.7	1.9	12.95	219	0.15	0.01	0.5
L845865		19.60	4.2	1.47	26.7	0.17	1.8	0.032	3.60	40.6	195.5	0.30	1200	0.58	1.05	10.2
L845866		15.85	3.9	1.38	29.6	0.18	1.7	0.038	3.61	40.3	121.0	0.33	309	0.21	1.37	10.5
L845867		14.20	4.2	1.43	25.9	0.19	1.6	0.030	3.26	40.9	94.8	0.34	238	0.20	1.79	8.6
L845868		14.65	5.2	1.45	30.1	0.18	1.7	0.037	3.58	40.1	106.5	0.35	225	0.17	1.71	9.8
L845869		9.85	3.1	1.45	27.9	0.19	1.7	0.036	3.30	39.1	57.1	0.35	361	0.16	2.16	12.9
L845870		12.75	2.9	1.19	27.6	0.17	1.9	0.031	3.63	36.8	43.5	0.24	241	0.19	2.46	12.5
L845871		0.39	3760	12.75	2.01	0.18	0.1	0.077	0.10	2.6	5.5	0.01	40	1.17	0.01	0.5
L845872		9.29	7.4	1.38	27.4	0.10	1.9	0.033	3.70	39.3	66.9	0.38	267	0.18	2.33	11.3
L845873		11.20	5.7	1.58	29.9	0.14	1.9	0.037	3.91	42.5	88.4	0.41	277	0.18	1.95	11.0
L845874		13.20	4.0	1.39	30.1	0.13	1.6	0.041	3.64	37.3	82.0	0.36	379	0.17	1.43	10.7
L845875		15.45	2.9	1.34	30.2	0.12	1.8	0.036	4.01	36.7	72.8	0.27	608	0.25	1.86	11.3
L845876		11.20	5.4	1.42	29.8	0.13	1.9	0.035	4.01	37.8	55.1	0.33	371	0.18	1.81	11.6
L845877		14.70	10.6	1.38	32.5	0.14	1.8	0.044	3.95	39.5	67.0	0.28	490	0.25	1.17	12.7
L845878		18.30	4.2	1.37	32.6	0.10	1.9	0.041	5.16	24.4	79.7	0.24	1280	0.34	0.57	9.0
L845879		18.45	4.7	1.38	32.7	0.10	1.9	0.040	5.30	27.1	77.7	0.25	1220	0.35	0.60	9.3
L845880		19.25	4.8	1.25	27.3	0.10	1.7	0.025	5.00	30.2	76.2	0.20	929	0.45	0.13	10.0
L845881		17.80	8.2	1.50	29.7	0.11	1.5	0.042	4.04	29.9	179.0	0.22	2830	0.43	0.10	11.0
L845882		27.0	16.5	1.40	27.3	0.06	1.5	0.043	2.93	28.7	110.5	0.23	6520	1.01	0.05	9.2
L845883		21.6	148.5	1.36	26.5	0.09	1.4	0.028	3.08	28.5	130.0	0.23	5950	0.98	0.05	8.2
L845884		0.36	2.0	0.47	0.43	0.18	<0.1	<0.005	0.04	0.7	1.2	12.90	230	0.09	0.01	0.4
L845885		20.7	42.1	1.33	24.0	0.08	1.4	0.035	2.70	30.5	80.8	0.27	6550	1.50	0.04	7.7
L845886		39.6	43.8	1.88	25.4	0.11	1.4	0.027	2.90	32.9	187.0	0.25	5960	2.23	0.04	8.3
L845887		3.04	999	3.82	10.85	0.07	1.3	0.086	1.36	16.4	12.8	0.70	2810	5.27	1.27	4.1
L845888		22.5	4.0	1.08	29.5	0.09	1.8	0.038	3.96	37.0	271	0.28	894	0.37	0.07	10.8
L845889		20.1	3.4	1.29	29.1	0.11	1.8	0.038	3.79	40.9	218	0.23	717	0.43	0.09	10.6
L845890		17.25	2.3	1.02	28.0	0.11	1.4	0.035	3.73	38.8	262	0.23	337	0.39	0.09	9.2
L845891		16.75	3.1	1.16	27.1	0.12	1.4	0.034	3.73	38.1	268	0.22	534	0.44	0.09	9.0
L845892		13.45	7.5	1.28	29.7	0.16	1.8	0.039	3.74	29.9	129.0	0.23	986	0.35	0.11	11.6
L845893		17.65	19.9	2.14	27.1	0.19	1.7	0.031	3.99	29.7	53.5	0.22	3270	0.90	0.09	10.1
L845894		16.90	12.1	1.15	27.6	0.20	1.7	0.036	3.32	29.1	246	0.20	1610	0.73	0.07	10.4
L845895		10.60	144.5	1.44	14.35	0.13	0.8	0.010	1.46	15.1	97.5	0.10	539	0.34	0.02	4.8
L845896		16.90	71.4	1.39	25.9	0.18	1.5	0.025	2.98	29.8	98.6	0.21	883	0.62	0.05	8.8

Comments: Gold assay result for sample L845871 is obtained from fire assay gravimetric method due to high Ag content in the sample that might have caused incomplete Au dissolution in aqua regia solution.

***** See Appendix Page for comments regarding this certificate *****

ALS Canada Ltd.
2103 Dollarton Hwy
North Vancouver BC V7H 0A7
Phone: 604 984 0221 Fax: 604 984 0218 www.alsglobal.com

To: **SILVER RANGE RESOURCES LTD.**
C/O ARCHER, CATHRO & ASSOCIATES (1981) LIMITED
1016-510 W HASTINGS ST
VANCOUVER BC V6B 1L8

Finalized Date: 30-JUL-2012
Account: RANSIL

Project: Hammer - KEG

CERTIFICATE OF ANALYSIS WH12157359

Sample Description	Method	ME-MS61	ME-MS61	ME-MS61	ME-MS61	ME-MS61	ME-MS61	ME-MS61	ME-MS61	ME-MS61	ME-MS61	ME-MS61	ME-MS61	ME-MS61	ME-MS61	ME-MS61
	Analyte	Ni	P	Pb	Rb	Re	S	Sb	Sc	Se	Sn	Sr	Ta	Te	Th	Ti
	Units	ppm	ppm	ppm	ppm	ppm	%	ppm	ppm	ppm	ppm	ppm	ppm	ppm	ppm	%
	LOR	0.2	10	0.5	0.1	0.002	0.01	0.05	0.1	1	0.2	0.2	0.05	0.05	0.2	0.005
L845861		3.4	540	54.5	262	<0.002	<0.01	1.15	6.1	1	7.3	179.0	1.03	<0.05	18.2	0.204
L845862		2.1	460	4260	277	<0.002	0.06	309	4.0	1	22.8	211	0.68	<0.05	15.2	0.150
L845863		3.2	530	173.0	283	<0.002	0.01	6.34	5.4	1	8.0	82.1	0.98	<0.05	16.9	0.183
L845864		4.4	200	4.1	2.5	<0.002	0.01	0.15	0.4	1	<0.2	52.4	<0.05	<0.05	<0.2	0.005
L845865		2.9	500	47.2	256	<0.002	<0.01	1.14	4.8	1	7.1	132.0	0.83	<0.05	18.2	0.181
L845866		2.9	580	44.2	252	<0.002	<0.01	1.59	6.3	1	7.7	140.0	0.88	<0.05	17.6	0.191
L845867		2.8	410	45.6	233	<0.002	<0.01	0.41	4.7	1	6.5	155.5	0.86	<0.05	18.4	0.177
L845868		3.2	460	43.9	248	<0.002	<0.01	0.37	6.6	1	7.4	153.0	1.01	<0.05	18.4	0.191
L845869		3.9	490	40.6	238	<0.002	<0.01	0.43	5.6	1	8.3	131.0	1.18	<0.05	17.5	0.185
L845870		2.5	600	42.2	247	<0.002	<0.01	0.38	5.4	1	6.2	137.5	1.17	<0.05	17.6	0.170
L845871		2.7	60	>10000	7.8	0.003	>10.0	3560	0.5	6	164.5	7.5	<0.05	<0.05	0.5	0.010
L845872		2.9	500	178.0	254	<0.002	0.01	4.54	5.1	1	7.3	174.0	1.04	<0.05	18.4	0.177
L845873		3.5	570	75.7	270	<0.002	<0.01	1.09	6.0	1	6.9	172.0	1.02	<0.05	19.5	0.189
L845874		3.0	570	49.2	266	<0.002	<0.01	0.95	5.9	1	8.3	127.0	1.12	<0.05	17.3	0.171
L845875		3.0	630	56.2	295	<0.002	<0.01	0.70	5.4	1	10.0	143.0	1.45	<0.05	16.4	0.171
L845876		3.3	560	45.0	290	<0.002	<0.01	0.43	5.6	1	7.9	157.0	1.25	<0.05	18.3	0.187
L845877		3.8	610	48.3	296	<0.002	<0.01	1.22	6.4	1	8.8	123.5	1.27	<0.05	17.5	0.178
L845878		2.2	630	60.0	389	<0.002	<0.01	2.63	5.7	1	9.4	97.8	0.97	<0.05	13.0	0.120
L845879		2.4	640	58.4	421	<0.002	<0.01	2.43	5.8	1	9.5	100.5	0.95	<0.05	13.3	0.123
L845880		2.2	650	68.0	381	<0.002	<0.01	3.02	4.2	1	9.7	79.4	1.17	<0.05	14.8	0.147
L845881		2.7	570	78.4	350	<0.002	<0.01	6.30	6.6	1	10.6	80.5	1.31	<0.05	14.6	0.161
L845882		3.1	640	240	301	<0.002	<0.01	29.2	5.0	1	17.4	152.0	1.16	<0.05	13.1	0.129
L845883		2.1	640	2300	300	<0.002	<0.01	110.0	4.2	1	25.7	57.8	0.83	<0.05	13.3	0.126
L845884		4.0	180	3.4	2.8	<0.002	<0.01	0.12	0.4	1	<0.2	43.6	<0.05	<0.05	<0.2	<0.005
L845885		2.7	510	988	266	<0.002	<0.01	26.3	4.0	1	21.9	81.8	0.70	<0.05	13.0	0.125
L845886		3.9	550	315	296	<0.002	<0.01	39.8	4.1	1	13.8	81.9	0.80	<0.05	14.4	0.134
L845887		25.8	650	>10000	63.6	0.003	2.79	47.1	7.5	4	3.0	436	0.32	0.18	4.1	0.207
L845888		2.2	490	56.8	367	<0.002	<0.01	6.68	5.3	1	7.5	51.4	0.98	<0.05	17.5	0.176
L845889		3.7	430	57.8	323	<0.002	<0.01	5.00	5.9	1	6.9	56.8	0.89	<0.05	18.6	0.177
L845890		2.8	610	41.1	298	<0.002	<0.01	5.30	5.9	1	6.4	59.7	0.88	<0.05	17.1	0.165
L845891		3.7	580	41.0	301	<0.002	<0.01	6.08	5.4	1	6.4	61.3	0.89	<0.05	17.0	0.162
L845892		3.6	590	46.0	295	<0.002	<0.01	5.92	5.9	1	6.6	79.5	1.15	<0.05	16.1	0.177
L845893		3.8	510	269	353	<0.002	<0.01	39.5	5.3	1	6.6	112.0	0.92	<0.05	15.7	0.165
L845894		3.1	480	860	303	<0.002	<0.01	12.20	5.3	1	7.7	57.2	0.95	<0.05	15.7	0.169
L845895		2.0	270	914	147.0	<0.002	0.02	135.5	2.5	1	72.3	15.8	0.45	<0.05	7.6	0.080
L845896		2.1	480	1635	297	<0.002	<0.01	43.3	5.3	1	58.5	35.3	0.78	<0.05	15.7	0.156

Comments: Gold assay result for sample L845871 is obtained from fire assay gravimetric method due to high Ag content in the sample that might have caused incomplete Au dissolution in aqua regia solution.

***** See Appendix Page for comments regarding this certificate *****

ALS Canada Ltd.
2103 Dollarton Hwy
North Vancouver BC V7H 0A7
Phone: 604 984 0221 Fax: 604 984 0218 www.alsglobal.com

To: **SILVER RANGE RESOURCES LTD.**
C/O ARCHER, CATHRO & ASSOCIATES (1981) LIMITED
1016-510 W HASTINGS ST
VANCOUVER BC V6B 1L8

Finalized Date: 30-JUL-2012
Account: RANSIL

Project: Hammer - KEG

CERTIFICATE OF ANALYSIS WH12157359

Sample Description	Method	ME-MS61	ME-MS61	ME-MS61	ME-MS61	ME-MS61	ME-MS61	ME-MS61	Ag-OG62	Pb-OG62	Zn-OG62	Ag-GRA21
	Analyte	Tl	U	V	W	Y	Zn	Zr	Ag	Pb	Zn	Ag
	Units	ppm	ppm	ppm	ppm	ppm	ppm	ppm	ppm	%	%	ppm
	LOR	0.02	0.1	1	0.1	0.1	2	0.5	1	0.001	0.001	5
L845861		1.53	9.1	24	1.0	9.4	144	62.6				
L845862		3.36	63.2	18	2.0	9.6	2580	57.1	618			
L845863		2.28	6.2	21	3.8	9.3	480	64.0				
L845864		0.02	0.7	2	0.1	1.1	21	0.5				
L845865		1.67	5.8	20	4.5	9.2	97	62.5				
L845866		1.48	5.5	23	4.8	9.7	59	56.2				
L845867		1.42	5.0	22	1.3	7.5	57	54.3				
L845868		1.49	3.8	22	4.1	8.7	61	58.8				
L845869		1.64	2.6	23	1.2	10.4	79	57.4				
L845870		1.65	7.2	18	0.9	10.6	67	63.3				
L845871		0.13	0.6	8	158.5	0.8	>10000	3.4	>1500	11.45	2.78	3320
L845872		1.58	2.7	20	1.1	9.5	84	67.7				
L845873		1.77	3.1	21	1.4	9.9	67	66.9				
L845874		1.69	3.2	20	2.1	9.0	78	55.1				
L845875		1.99	4.2	19	1.3	9.4	93	59.1				
L845876		1.98	3.4	22	1.4	9.1	166	66.1				
L845877		2.07	5.0	20	3.7	9.8	238	64.2				
L845878		3.97	10.6	14	2.6	8.8	269	57.8				
L845879		3.87	10.4	14	2.5	9.4	264	59.6				
L845880		4.00	13.9	16	3.1	9.7	276	55.7				
L845881		3.54	16.6	18	3.7	8.4	388	50.8				
L845882		3.67	12.7	18	14.5	8.1	932	47.6				
L845883		3.75	19.9	22	15.2	8.8	638	45.9				
L845884		0.02	0.5	2	0.1	1.0	16	<0.5				
L845885		3.66	13.6	17	12.7	6.8	1000	44.5				
L845886		3.29	21.2	23	8.0	8.2	1300	48.5				
L845887		0.77	1.9	62	9.3	12.4	>10000	37.9		1.945	1.970	
L845888		3.32	10.7	22	2.5	6.6	199	65.8				
L845889		2.59	10.1	22	2.9	7.3	247	64.8				
L845890		2.01	13.0	23	2.7	8.8	202	47.5				
L845891		2.07	15.3	23	2.8	8.6	255	45.5				
L845892		2.17	10.7	23	3.4	9.8	317	61.8				
L845893		3.44	15.4	22	9.5	8.0	1210	58.1				
L845894		3.31	18.1	22	6.8	8.6	648	60.6				
L845895		1.97	14.7	13	8.6	4.8	1290	28.3	298			
L845896		3.52	24.5	24	13.5	8.0	1190	52.1				

Comments: Gold assay result for sample L845871 is obtained from fire assay gravimetric method due to high Ag content in the sample that might have caused incomplete Au dissolution in aqua regia solution.

***** See Appendix Page for comments regarding this certificate *****

ALS Canada Ltd.
2103 Dollarton Hwy
North Vancouver BC V7H 0A7
Phone: 604 984 0221 Fax: 604 984 0218 www.alsglobal.com

To: **SILVER RANGE RESOURCES LTD.**
C/O ARCHER, CATHRO & ASSOCIATES (1981) LIMITED
1016-510 W HASTINGS ST
VANCOUVER BC V6B 1L8

Finalized Date: 30-JUL-2012
Account: RANSIL

Project: Hammer - KEG

CERTIFICATE OF ANALYSIS WH12157359

Method	CERTIFICATE COMMENTS
ME-MS61	Interference: Ca>10% on ICP-MS As, ICP-AES results shown.
ME-MS61	REE's may not be totally soluble in this method.

ALS Canada Ltd.

2103 Dollarton Hwy
North Vancouver BC V7H 0A7
Phone: 604 984 0221 Fax: 604 984 0218 www.alsglobal.com

To: **SILVER RANGE RESOURCES LTD.**
C/O ARCHER, CATHRO & ASSOCIATES (1981) LIMITED
1016-510 W HASTINGS ST
VANCOUVER BC V6B 1L8

Finalized Date: 28-JUL-2012
Account: RANSIL

CERTIFICATE WH12159017

Project: Keg-Group 2

P.O. No.:

This report is for 178 Soil samples submitted to our lab in Whitehorse, YT, Canada on 12-JUL-2012.

The following have access to data associated with this certificate:

MATT DUMALA	JOAN MARIACHER	

SAMPLE PREPARATION

ALS CODE	DESCRIPTION
WEI-21	Received Sample Weight
LOG-22	Sample login - Rcd w/o BarCode
SCR-41	Screen to -180um and save both

ANALYTICAL PROCEDURES

ALS CODE	DESCRIPTION	INSTRUMENT
Au-ICP21	Au 30g FA ICP-AES Finish	ICP-AES
ME-MS41	51 anal. aqua regia ICPMS	

To: **SILVER RANGE RESOURCES LTD.**
ATTN: JOAN MARIACHER
C/O ARCHER, CATHRO & ASSOCIATES (1981) LIMITED
1016-510 W HASTINGS ST
VANCOUVER BC V6B 1L8

This is the Final Report and supersedes any preliminary report with this certificate number. Results apply to samples as submitted. All pages of this report have been checked and approved for release.

***** See Appendix Page for comments regarding this certificate *****

Signature:

Colin Ramshaw, Vancouver Laboratory Manager

ALS Canada Ltd.
2103 Dollarton Hwy
North Vancouver BC V7H 0A7
Phone: 604 984 0221 Fax: 604 984 0218 www.alsglobal.com

To: **SILVER RANGE RESOURCES LTD.**
C/O ARCHER, CATHRO & ASSOCIATES (1981) LIMITED
1016-510 W HASTINGS ST
VANCOUVER BC V6B 1L8

Finalized Date: 28-JUL-2012
Account: RANSIL

Project: Keg-Group 2

CERTIFICATE OF ANALYSIS WH12159017

Sample Description	Method	WEI-21	Au-ICP21	ME-MS41	ME-MS41	ME-MS41	ME-MS41	ME-MS41	ME-MS41	ME-MS41	ME-MS41	ME-MS41	ME-MS41	ME-MS41	ME-MS41	ME-MS41
	Analyte	Recvd Wt.	Au	Ag	Al	As	Au	B	Ba	Be	Bi	Ca	Cd	Ce	Co	Cr
	Units	kg	ppm	ppm	%	ppm	ppm	ppm	ppm	ppm	ppm	%	ppm	ppm	ppm	ppm
	LOR	0.02	0.001	0.01	0.01	0.1	0.2	10	10	0.05	0.01	0.01	0.01	0.02	0.1	1
CC109621		0.19	<0.001	0.10	0.27	1.5	<0.2	<10	30	<0.05	0.04	0.04	0.09	2.61	0.8	2
CC109622		0.29	0.003	0.38	1.18	18.2	<0.2	<10	100	0.27	0.24	0.06	0.24	18.65	3.4	20
CC109623		0.26	0.003	0.57	0.90	13.5	<0.2	<10	260	0.31	0.19	0.37	0.64	17.60	3.7	16
CC109624		0.25	0.003	1.35	1.30	28.8	<0.2	<10	510	0.69	0.29	1.08	6.27	21.5	7.7	31
CC109625		0.39	0.003	0.85	0.80	23.2	<0.2	<10	420	0.35	0.39	0.28	0.74	22.5	3.9	17
CC109626		0.20	0.002	2.64	0.29	40.1	<0.2	<10	160	0.11	0.23	0.36	1.72	5.44	2.1	3
ZZ24711		0.19	0.011	26.6	3.29	5610	<0.2	<10	300	2.66	8.31	0.35	8.00	31.3	7.4	17
ZZ24712		0.17	0.007	1.38	4.13	93.3	<0.2	<10	550	1.39	0.37	0.11	0.88	19.10	13.5	46
ZZ24713		0.24	0.003	0.40	2.47	41.7	<0.2	<10	520	0.84	0.37	0.07	0.65	20.7	10.2	35
ZZ24714		0.30	0.003	0.17	1.87	33.9	<0.2	<10	310	0.50	0.27	0.09	0.40	18.65	4.3	28
ZZ24715		0.22	0.001	0.11	0.60	8.1	<0.2	<10	80	0.12	0.15	0.05	0.10	14.00	1.6	8
ZZ24716		0.33	0.003	0.68	1.50	40.4	<0.2	<10	330	0.54	0.28	0.24	0.50	30.1	5.6	22
ZZ24717		0.28	0.003	0.63	1.80	26.0	<0.2	<10	210	0.41	0.29	0.12	0.41	23.4	6.3	33
ZZ24718		0.23	0.001	0.22	1.29	18.7	<0.2	<10	130	0.27	0.29	0.23	0.43	23.1	3.3	21
ZZ24719		0.26	0.003	0.23	1.76	41.3	<0.2	<10	460	0.48	0.33	0.54	1.09	22.7	7.3	54
CC109585		0.30	0.002	0.33	0.85	17.2	<0.2	<10	200	0.21	0.19	0.21	0.83	18.75	3.8	14
CC109586		0.32	0.002	0.46	1.22	28.5	<0.2	<10	250	0.37	0.30	0.10	0.41	22.7	3.8	19
CC109587		0.26	0.004	0.55	1.69	16.6	<0.2	<10	240	0.54	0.24	0.10	0.59	26.3	6.6	25
CC109588		0.22	0.002	0.24	1.28	12.4	<0.2	<10	230	0.32	0.19	0.16	0.46	19.40	5.3	19
CC109589		0.33	0.002	0.31	1.22	20.8	<0.2	<10	290	0.39	0.29	0.32	0.40	23.5	4.8	23
CC109590		0.29	0.004	0.79	1.31	9.9	<0.2	<10	240	0.42	0.08	9.84	2.91	14.40	3.2	77
CC109591		0.29	0.002	0.22	1.24	28.6	<0.2	<10	270	0.33	0.29	0.33	0.35	25.3	5.7	31
CC109592		0.22	0.002	0.47	1.20	15.8	<0.2	<10	260	0.37	0.23	0.45	0.40	25.3	5.3	22
CC109593		0.28	0.002	0.47	1.46	19.4	<0.2	<10	430	0.44	0.19	0.90	0.71	20.6	5.5	46
CC109594		0.22	0.003	0.65	1.46	23.2	<0.2	<10	450	0.56	0.25	2.58	1.80	24.1	6.0	61
CC109595		0.25	0.005	1.36	1.86	23.1	<0.2	<10	430	0.85	0.23	2.24	2.98	22.1	7.1	142
CC109596		0.16	0.005	1.02	1.35	9.4	<0.2	<10	230	0.55	0.17	2.44	2.03	24.2	6.0	97
CC109597		0.21	0.003	0.52	1.31	13.5	<0.2	<10	150	0.56	0.18	2.33	3.97	21.1	5.2	64
CC109598		0.19	0.003	0.34	1.76	7.9	<0.2	<10	150	0.57	0.13	2.89	3.40	17.70	4.4	87
CC109599		0.22	0.001	0.09	1.33	4.0	<0.2	<10	180	0.32	0.12	2.40	1.12	16.35	2.0	75
CC109600		0.23	0.001	0.13	1.14	3.9	<0.2	<10	130	0.25	0.08	1.81	1.07	11.75	2.7	52
CC109601		0.15	0.003	0.57	1.11	8.0	<0.2	<10	220	0.34	0.12	2.03	0.74	16.00	4.8	37
CC109602		0.24	0.001	0.19	0.52	10.1	<0.2	<10	120	0.15	0.04	1.47	0.70	5.59	2.4	10
CC109603		0.28	0.009	1.10	1.39	28.2	<0.2	<10	150	0.52	0.13	1.99	2.82	17.35	5.5	85
CC109604		0.29	0.002	0.46	1.51	16.9	<0.2	<10	270	0.53	0.21	3.67	2.60	22.5	6.0	58
CC109605		0.25	0.001	0.30	1.87	10.3	<0.2	<10	290	0.51	0.17	1.15	0.87	18.75	4.5	66
CC109606		0.43	0.004	0.50	1.94	19.1	<0.2	<10	250	0.53	0.24	1.14	3.35	26.1	5.3	58
CC109607		0.24	0.007	1.45	1.93	27.0	<0.2	<10	180	0.60	0.24	3.69	5.50	17.25	5.5	135
CC109608		0.30	0.001	0.27	1.25	12.7	<0.2	<10	180	0.25	0.23	0.40	0.58	20.2	3.8	27
CC109609		0.28	0.002	0.43	1.58	18.7	<0.2	<10	170	0.49	0.19	2.44	2.70	19.05	5.7	76

***** See Appendix Page for comments regarding this certificate *****

ALS Canada Ltd.
2103 Dollarton Hwy
North Vancouver BC V7H 0A7
Phone: 604 984 0221 Fax: 604 984 0218 www.alsglobal.com

To: **SILVER RANGE RESOURCES LTD.**
C/O ARCHER, CATHRO & ASSOCIATES (1981) LIMITED
1016-510 W HASTINGS ST
VANCOUVER BC V6B 1L8

Finalized Date: 28-JUL-2012
Account: RANSIL

Project: Keg-Group 2

CERTIFICATE OF ANALYSIS WH12159017

Sample Description	Method	ME-MS41	ME-MS41	ME-MS41	ME-MS41	ME-MS41	ME-MS41	ME-MS41	ME-MS41	ME-MS41	ME-MS41	ME-MS41	ME-MS41	ME-MS41	ME-MS41	ME-MS41
	Analyte	Cs	Cu	Fe	Ga	Ge	Hf	Hg	In	K	La	Li	Mg	Mn	Mo	Na
	Units	ppm	ppm	%	ppm	ppm	ppm	ppm	ppm	%	ppm	ppm	%	ppm	ppm	%
	LOR	0.05	0.2	0.01	0.05	0.05	0.02	0.01	0.005	0.01	0.2	0.1	0.01	5	0.05	0.01
CC109621		0.30	5.8	0.42	1.30	<0.05	<0.02	0.02	0.008	0.02	1.4	0.3	0.01	18	0.27	0.03
CC109622		1.91	9.4	2.39	5.51	<0.05	<0.02	0.08	0.025	0.04	9.0	12.1	0.25	107	2.11	<0.01
CC109623		1.24	18.7	1.35	3.68	<0.05	<0.02	0.05	0.021	0.04	8.1	9.1	0.24	105	1.41	0.01
CC109624		2.26	76.2	2.04	4.00	0.06	0.06	0.10	0.033	0.07	11.3	13.0	0.44	450	3.69	0.02
CC109625		1.22	31.6	1.28	3.07	0.06	0.02	0.06	0.025	0.05	11.1	11.3	0.32	92	2.09	0.01
CC109626		0.15	15.3	1.14	0.76	0.05	<0.02	0.07	0.012	0.01	2.4	0.5	0.02	29	1.48	0.02
ZZ24711		3.18	36.2	4.23	6.44	0.08	0.15	0.16	0.352	0.05	15.0	13.3	0.31	199	1.80	0.02
ZZ24712		4.79	34.5	3.69	8.11	0.05	0.17	0.09	0.054	0.08	9.0	38.7	0.54	144	3.28	0.01
ZZ24713		3.28	27.9	3.17	6.21	<0.05	0.11	0.06	0.046	0.07	10.2	26.7	0.50	184	2.74	0.01
ZZ24714		2.07	19.3	2.78	6.51	0.07	0.05	0.06	0.031	0.05	9.4	21.1	0.41	135	2.15	0.01
ZZ24715		0.90	7.6	1.18	4.41	<0.05	<0.02	0.02	0.012	0.03	6.7	3.5	0.08	62	1.14	0.01
ZZ24716		1.68	20.8	2.17	5.24	0.06	<0.02	0.03	0.059	0.05	14.8	15.3	0.31	164	1.79	0.01
ZZ24717		2.31	11.8	2.59	5.54	0.05	0.04	0.01	0.063	0.06	11.4	19.7	0.41	208	2.68	0.01
ZZ24718		2.48	7.2	2.50	7.08	<0.05	<0.02	<0.01	0.050	0.05	12.2	17.5	0.25	123	2.82	0.01
ZZ24719		3.33	20.5	3.17	6.70	0.06	0.02	0.01	0.074	0.08	11.0	28.6	0.62	253	3.69	0.01
CC109585		1.46	13.6	1.38	3.90	<0.05	<0.02	0.01	0.043	0.04	9.2	7.8	0.14	145	1.48	0.02
CC109586		1.26	14.5	2.46	5.59	<0.05	<0.02	0.04	0.053	0.05	11.6	10.3	0.19	118	2.53	0.01
CC109587		1.74	15.3	2.40	4.40	<0.05	0.03	0.03	0.065	0.06	13.2	14.4	0.31	165	1.77	0.01
CC109588		1.54	14.0	1.78	3.87	<0.05	<0.02	<0.01	0.047	0.05	9.2	12.9	0.26	133	1.43	0.01
CC109589		1.67	16.6	1.74	4.13	<0.05	<0.02	0.02	0.048	0.05	11.3	12.3	0.29	145	1.66	0.01
CC109590		3.69	15.9	0.98	3.45	0.08	0.13	0.01	0.051	0.07	7.9	19.4	1.73	190	2.51	0.04
CC109591		2.05	18.4	2.33	5.58	<0.05	<0.02	0.06	0.044	0.08	12.1	15.4	0.40	224	4.82	0.01
CC109592		1.44	14.8	1.86	4.27	<0.05	0.02	0.03	0.046	0.05	12.3	13.8	0.34	133	2.47	0.02
CC109593		2.61	21.9	1.59	4.35	<0.05	0.02	0.02	0.050	0.07	9.4	17.2	0.78	171	1.75	0.03
CC109594		2.30	27.0	1.75	4.26	0.05	0.03	0.04	0.042	0.09	12.4	15.5	0.65	187	2.22	0.03
CC109595		3.64	36.8	1.98	5.90	0.07	0.09	0.06	0.044	0.08	13.0	23.4	1.22	385	2.75	0.05
CC109596		2.40	19.9	1.42	4.63	0.09	0.08	0.04	0.045	0.07	14.1	18.9	0.93	191	1.62	0.03
CC109597		2.31	29.6	1.89	3.87	0.07	0.07	0.05	0.038	0.07	10.8	15.3	0.78	160	4.29	0.02
CC109598		3.94	14.4	1.23	4.24	0.06	0.06	0.01	0.050	0.08	10.5	20.2	1.11	268	1.68	0.06
CC109599		3.38	8.6	0.84	3.60	0.06	<0.02	<0.01	0.025	0.04	10.1	17.4	0.72	62	0.40	0.02
CC109600		2.66	7.1	0.79	3.11	<0.05	<0.02	0.01	0.020	0.04	6.7	13.0	0.71	247	0.43	0.03
CC109601		1.34	24.2	1.09	3.23	0.05	0.04	0.06	0.025	0.03	8.0	7.1	0.36	333	1.12	0.03
CC109602		0.44	9.9	0.72	1.49	<0.05	0.02	<0.01	0.013	0.02	3.1	2.0	0.12	686	1.02	0.05
CC109603		3.66	27.9	1.42	4.60	0.06	0.05	0.04	0.043	0.06	8.9	15.5	1.10	340	1.34	0.06
CC109604		3.41	13.7	1.50	4.36	<0.05	0.03	0.04	0.028	0.08	12.1	19.1	0.85	530	1.55	0.02
CC109605		3.71	16.7	1.40	5.04	<0.05	<0.02	0.01	0.029	0.07	8.6	24.9	1.03	143	1.58	0.03
CC109606		3.28	19.4	2.01	6.21	0.05	0.04	0.01	0.050	0.07	13.2	19.7	0.88	192	3.19	0.05
CC109607		5.77	26.8	1.66	5.68	0.07	0.04	0.02	0.076	0.07	9.1	26.1	1.53	190	4.33	0.06
CC109608		1.56	15.6	1.84	5.36	<0.05	<0.02	0.01	0.031	0.05	10.7	12.0	0.38	114	1.71	0.02
CC109609		5.16	14.3	1.23	4.01	0.06	0.06	0.01	0.033	0.12	10.6	27.9	1.17	291	1.46	0.04

***** See Appendix Page for comments regarding this certificate *****

ALS Canada Ltd.
2103 Dollarton Hwy
North Vancouver BC V7H 0A7
Phone: 604 984 0221 Fax: 604 984 0218 www.alsglobal.com

To: **SILVER RANGE RESOURCES LTD.**
C/O ARCHER, CATHRO & ASSOCIATES (1981) LIMITED
1016-510 W HASTINGS ST
VANCOUVER BC V6B 1L8

Finalized Date: 28-JUL-2012
Account: RANSIL

Project: Keg-Group 2

CERTIFICATE OF ANALYSIS WH12159017

Sample Description	Method	ME-MS41	ME-MS41	ME-MS41	ME-MS41	ME-MS41	ME-MS41	ME-MS41	ME-MS41	ME-MS41	ME-MS41	ME-MS41	ME-MS41	ME-MS41	ME-MS41	ME-MS41
	Analyte	Nb	Ni	P	Pb	Rb	Re	S	Sb	Sc	Se	Sn	Sr	Ta	Te	Th
	Units	ppm	ppm	ppm	ppm	ppm	ppm	%	ppm	ppm	ppm	ppm	ppm	ppm	ppm	ppm
	LOR	0.05	0.2	10	0.2	0.1	0.001	0.01	0.05	0.1	0.2	0.2	0.2	0.01	0.01	0.2
CC109621		0.16	1.3	260	1.8	1.2	<0.001	0.01	0.12	0.1	<0.2	<0.2	8.3	<0.01	0.01	<0.2
CC109622		1.21	8.6	420	13.0	8.0	<0.001	0.01	1.50	1.5	0.7	0.6	9.7	<0.01	0.04	1.0
CC109623		0.49	13.6	720	16.2	7.7	<0.001	0.02	2.12	0.9	1.0	0.7	26.3	<0.01	0.04	0.2
CC109624		0.57	35.8	1330	95.4	16.4	0.002	0.05	6.89	3.3	2.8	0.9	44.5	<0.01	0.05	1.6
CC109625		0.58	13.6	970	35.3	6.8	0.001	0.03	5.35	2.5	5.4	1.0	28.1	<0.01	0.07	2.6
CC109626		0.22	7.8	860	339	0.8	0.005	0.16	5.29	0.4	10.9	0.2	18.9	<0.01	0.03	<0.2
ZZ24711		1.02	39.6	1100	3090	8.4	<0.001	0.06	35.9	4.7	7.6	13.1	28.1	0.01	0.82	8.8
ZZ24712		2.59	55.7	740	36.0	14.2	<0.001	0.11	5.72	5.0	1.7	2.3	43.0	0.02	0.07	7.3
ZZ24713		1.42	31.3	330	27.9	13.9	<0.001	0.03	5.01	4.0	1.1	1.8	17.7	0.01	0.08	4.9
ZZ24714		1.33	20.1	340	17.0	8.7	<0.001	0.03	3.77	2.9	1.1	1.5	13.6	0.01	0.05	2.7
ZZ24715		0.48	3.6	240	5.6	5.4	<0.001	0.01	0.64	0.5	0.4	0.5	8.7	<0.01	0.04	0.2
ZZ24716		1.42	19.1	520	25.9	11.1	0.001	<0.01	3.92	2.4	1.0	1.3	19.8	<0.01	0.04	2.9
ZZ24717		1.85	17.6	350	29.0	12.2	0.001	<0.01	4.93	2.4	0.7	2.7	18.0	0.01	0.04	3.7
ZZ24718		1.70	10.5	310	28.1	17.6	<0.001	<0.01	3.42	1.7	<0.2	1.0	17.5	<0.01	0.05	1.3
ZZ24719		1.73	36.5	1630	57.5	16.3	0.001	0.01	7.29	2.8	1.6	1.2	36.6	<0.01	0.05	2.7
CC109585		0.91	9.5	350	18.9	9.2	0.001	<0.01	3.91	1.1	0.3	0.8	19.8	0.01	0.03	0.6
CC109586		1.60	14.2	460	25.6	10.5	<0.001	0.01	4.55	1.8	0.5	1.4	12.9	<0.01	0.05	2.7
CC109587		1.48	18.0	310	15.9	11.5	<0.001	<0.01	2.97	2.7	0.7	0.8	14.5	0.01	0.07	4.5
CC109588		1.10	15.3	410	11.2	9.2	<0.001	<0.01	2.13	1.7	0.7	0.7	14.4	<0.01	0.04	1.4
CC109589		0.99	15.0	580	24.1	10.1	0.001	<0.01	3.34	1.8	1.0	1.0	21.7	<0.01	0.06	1.4
CC109590		1.20	24.8	4560	8.6	7.9	<0.001	0.03	4.36	2.0	2.4	0.5	236	<0.01	0.03	3.5
CC109591		0.95	23.1	1150	28.8	13.7	0.002	0.01	4.43	2.2	1.7	1.5	26.8	<0.01	0.08	1.2
CC109592		1.27	16.5	630	16.2	11.4	0.002	0.01	1.80	2.2	1.2	0.8	25.8	<0.01	0.06	2.4
CC109593		0.94	24.2	1410	18.8	11.1	<0.001	0.01	3.31	2.5	1.0	1.0	45.0	<0.01	0.05	1.9
CC109594		1.04	26.9	2600	20.4	16.3	<0.001	0.02	3.59	2.8	1.4	1.0	90.4	<0.01	0.05	2.7
CC109595		1.05	34.4	5070	20.9	13.3	0.004	0.08	4.07	4.0	5.6	1.0	115.0	<0.01	0.06	2.3
CC109596		1.06	31.4	4510	13.9	13.0	0.004	0.10	2.61	3.8	7.6	1.7	91.2	<0.01	0.04	2.4
CC109597		1.05	29.1	3690	10.4	23.8	0.010	0.13	3.82	3.1	11.2	0.6	67.4	<0.01	0.05	2.1
CC109598		0.75	25.0	7450	7.0	19.7	0.002	0.06	1.96	2.5	3.1	0.5	100.0	<0.01	0.03	1.6
CC109599		0.63	8.4	9780	7.8	7.7	<0.001	0.01	0.76	1.6	0.7	0.4	72.5	<0.01	0.03	0.8
CC109600		0.53	8.4	5430	5.4	6.5	<0.001	0.03	0.63	1.1	0.8	0.4	54.1	<0.01	0.02	0.5
CC109601		0.78	14.0	2030	7.2	6.0	0.001	0.13	1.26	1.3	2.7	0.5	69.8	<0.01	0.04	0.5
CC109602		0.35	5.6	860	3.0	1.9	<0.001	0.05	0.87	0.4	0.8	0.4	45.3	<0.01	0.01	<0.2
CC109603		0.86	30.4	3740	24.2	12.9	0.001	0.03	3.39	3.2	2.1	3.9	79.7	<0.01	0.05	1.8
CC109604		0.95	18.2	4840	15.2	15.9	0.002	0.03	1.71	2.7	2.2	0.7	88.0	<0.01	0.05	1.7
CC109605		0.76	20.4	3200	14.3	10.3	<0.001	0.01	1.37	1.3	1.4	1.1	41.9	<0.01	0.05	0.3
CC109606		1.46	27.2	2100	17.0	15.5	0.001	<0.01	2.55	3.3	1.8	0.8	54.9	<0.01	0.05	3.2
CC109607		0.85	41.8	6800	25.7	10.6	0.001	<0.01	5.58	4.5	3.1	1.2	97.6	<0.01	0.12	2.6
CC109608		1.15	15.6	520	14.1	9.8	<0.001	<0.01	1.16	1.6	0.5	0.8	19.7	<0.01	0.06	1.1
CC109609		0.89	25.1	8710	18.7	22.4	0.001	0.01	2.31	3.1	0.6	0.8	91.2	<0.01	0.05	2.9

***** See Appendix Page for comments regarding this certificate *****

ALS Canada Ltd.
2103 Dollarton Hwy
North Vancouver BC V7H 0A7
Phone: 604 984 0221 Fax: 604 984 0218 www.alsglobal.com

To: **SILVER RANGE RESOURCES LTD.**
C/O ARCHER, CATHRO & ASSOCIATES (1981) LIMITED
1016-510 W HASTINGS ST
VANCOUVER BC V6B 1L8

Finalized Date: 28-JUL-2012
Account: RANSIL

Project: Keg-Group 2

CERTIFICATE OF ANALYSIS WH12159017

Sample Description	Method	ME-MS41	ME-MS41	ME-MS41	ME-MS41	ME-MS41	ME-MS41	ME-MS41	ME-MS41
	Analyte	Ti	Tl	U	V	W	Y	Zn	Zr
	Units	%	ppm	ppm	ppm	ppm	ppm	ppm	ppm
	LOR	0.005	0.02	0.05	1	0.05	0.05	2	0.5
CC109621		0.019	0.03	0.18	11	0.05	0.40	8	<0.5
CC109622		0.035	0.17	0.47	57	0.36	2.28	46	<0.5
CC109623		0.022	0.18	0.65	34	0.28	4.75	61	<0.5
CC109624		0.026	0.32	4.70	54	0.24	16.10	198	1.8
CC109625		0.025	0.19	1.00	44	0.16	7.95	122	0.9
CC109626		0.013	0.07	0.89	7	0.07	3.48	82	<0.5
ZZ24711		0.018	0.25	3.38	39	0.25	14.25	751	5.6
ZZ24712		0.044	0.41	1.38	119	0.34	6.60	197	6.2
ZZ24713		0.034	0.31	0.78	73	0.29	4.21	142	4.5
ZZ24714		0.040	0.24	0.61	71	0.26	2.61	107	2.3
ZZ24715		0.029	0.09	0.25	35	0.19	1.29	22	<0.5
ZZ24716		0.037	0.18	0.91	53	0.27	4.95	94	0.6
ZZ24717		0.049	0.20	0.66	70	0.33	3.22	95	1.8
ZZ24718		0.044	0.15	0.51	78	0.33	2.54	78	<0.5
ZZ24719		0.053	0.28	1.13	99	0.33	6.83	482	0.9
CC109585		0.035	0.12	0.51	37	0.20	2.24	63	<0.5
CC109586		0.033	0.20	0.56	72	0.26	2.93	65	0.7
CC109587		0.040	0.20	0.81	52	0.30	3.62	64	1.5
CC109588		0.032	0.14	0.50	42	0.20	2.86	55	<0.5
CC109589		0.032	0.20	0.83	47	0.19	4.52	57	<0.5
CC109590		0.056	0.73	1.48	51	0.32	13.45	112	6.0
CC109591		0.035	0.25	0.87	76	0.24	6.74	99	<0.5
CC109592		0.036	0.15	0.81	46	0.59	4.36	58	0.8
CC109593		0.039	0.35	1.05	54	0.22	7.52	90	0.9
CC109594		0.038	0.38	1.20	66	0.26	9.88	118	1.5
CC109595		0.042	0.62	1.97	89	0.35	16.10	133	3.5
CC109596		0.037	0.35	2.55	89	0.28	16.60	150	3.1
CC109597		0.038	0.62	8.43	56	0.39	12.30	79	3.1
CC109598		0.037	0.48	3.74	63	0.35	14.65	122	2.5
CC109599		0.038	0.32	1.65	32	0.19	14.20	45	0.5
CC109600		0.028	0.40	1.24	31	0.16	6.92	41	0.5
CC109601		0.028	0.22	1.97	35	0.18	6.65	41	2.0
CC109602		0.021	0.07	0.42	18	0.07	2.57	18	0.7
CC109603		0.041	0.56	1.42	65	0.29	16.40	125	2.1
CC109604		0.038	0.47	1.92	51	0.29	12.65	90	1.1
CC109605		0.038	0.42	1.56	64	0.21	8.20	78	<0.5
CC109606		0.056	0.56	1.28	84	0.41	8.83	112	1.7
CC109607		0.046	0.92	1.60	139	0.40	15.55	174	2.2
CC109608		0.045	0.21	0.57	57	0.25	3.17	62	<0.5
CC109609		0.041	0.70	1.63	52	0.32	12.50	117	2.6

***** See Appendix Page for comments regarding this certificate *****

ALS Canada Ltd.
2103 Dollarton Hwy
North Vancouver BC V7H 0A7
Phone: 604 984 0221 Fax: 604 984 0218 www.alsglobal.com

To: **SILVER RANGE RESOURCES LTD.**
C/O ARCHER, CATHRO & ASSOCIATES (1981) LIMITED
1016-510 W HASTINGS ST
VANCOUVER BC V6B 1L8

Finalized Date: 28-JUL-2012
Account: RANSIL

Project: Keg-Group 2

CERTIFICATE OF ANALYSIS WH12159017

Sample Description	Method	WEI-21	Au-ICP21	ME-MS41	ME-MS41	ME-MS41	ME-MS41	ME-MS41	ME-MS41	ME-MS41	ME-MS41	ME-MS41	ME-MS41	ME-MS41	ME-MS41	ME-MS41
	Analyte	Recvd Wt.	Au	Ag	Al	As	Au	B	Ba	Be	Bi	Ca	Cd	Ce	Co	Cr
	Units	kg	ppm	ppm	%	ppm	ppm	ppm	ppm	ppm	ppm	%	ppm	ppm	ppm	ppm
	LOR	0.02	0.001	0.01	0.01	0.1	0.2	10	10	0.05	0.01	0.01	0.01	0.02	0.1	1
CC109610		0.13	0.002	0.26	1.33	5.6	<0.2	<10	120	0.37	0.10	3.98	0.71	12.25	1.6	94
CC109611		0.32	0.003	0.20	1.24	14.7	<0.2	<10	240	0.34	0.30	0.51	0.64	27.4	3.3	23
CC109612		0.37	0.004	0.61	1.70	22.7	<0.2	<10	410	0.62	0.29	0.87	1.38	32.3	8.8	42
CC109613		0.24	0.005	0.39	2.12	11.2	<0.2	<10	350	0.67	0.19	1.70	0.70	24.7	6.5	86
CC109614		0.29	0.003	0.17	1.61	14.5	<0.2	<10	260	0.44	0.26	0.53	0.40	31.0	5.8	28
CC109615		0.26	0.002	0.16	0.73	4.6	<0.2	<10	100	0.13	0.18	0.16	0.32	18.85	1.5	14
CC109616		0.33	0.001	0.25	2.71	5.3	<0.2	<10	110	0.37	0.13	0.26	0.70	12.25	6.4	39
CC109617		0.25	0.001	0.18	0.61	16.5	<0.2	<10	70	0.14	0.24	0.05	0.15	16.25	1.9	11
CC109618		0.31	0.002	0.15	1.37	23.4	<0.2	<10	150	0.52	0.27	0.12	0.44	24.3	5.4	20
CC109619		0.20	0.002	0.68	0.67	63.6	<0.2	<10	140	0.40	0.18	0.06	0.70	13.50	2.9	10
CC109620		0.23	0.003	0.13	1.04	15.1	<0.2	<10	110	0.23	0.24	0.06	0.21	18.80	3.0	18
CC109676		0.16	0.003	0.36	0.41	2.7	<0.2	<10	220	0.13	0.05	1.94	1.07	4.84	1.6	4
CC109677		0.28	0.003	3.78	0.62	42.7	<0.2	<10	140	<0.05	0.21	1.74	1.01	10.45	4.0	9
CC109678		0.24	0.007	0.28	0.49	2.0	<0.2	<10	140	0.06	0.04	3.00	0.87	5.68	1.8	15
CC109679		0.27	0.001	0.41	1.29	5.4	<0.2	<10	80	0.36	0.11	1.28	0.50	8.75	4.9	33
CC109680		0.31	0.003	0.42	1.50	7.9	<0.2	<10	160	0.34	0.17	1.18	0.43	10.80	5.8	34
CC109681		0.26	0.004	0.59	1.56	6.3	<0.2	<10	150	0.53	0.12	1.41	0.93	13.00	4.9	41
CC109682		0.34	0.002	0.36	0.91	12.5	<0.2	<10	250	0.35	0.18	0.89	0.44	17.00	5.9	21
CC109683		0.27	0.004	0.37	1.52	10.5	<0.2	<10	220	0.55	0.16	0.82	0.51	20.3	6.0	31
CC109684		0.23	0.002	0.36	1.04	14.6	<0.2	<10	210	0.39	0.19	0.46	0.30	21.5	5.2	20
CC109685		0.24	0.005	0.68	1.07	9.8	<0.2	<10	170	0.37	0.14	1.30	0.86	17.60	5.4	43
CC109686		0.32	0.001	0.38	1.29	7.5	<0.2	<10	130	0.37	0.11	1.18	0.51	10.65	4.8	30
CC109687		0.18	0.005	0.30	0.59	3.3	<0.2	<10	160	0.10	0.07	1.55	0.60	7.87	2.2	27
CC109688		0.32	0.005	0.94	1.08	11.1	<0.2	<10	220	0.37	0.13	1.44	3.89	13.80	3.8	63
CC109689		0.20	0.005	1.97	0.94	15.4	<0.2	<10	510	0.75	0.17	2.53	4.70	15.15	9.0	12
CC109690		0.30	0.002	0.23	1.09	44.6	<0.2	<10	400	0.43	0.26	0.22	0.32	21.6	4.4	20
CC109691		0.36	0.002	0.21	1.31	11.9	<0.2	<10	210	0.29	0.20	0.08	0.20	18.15	3.2	19
CC109692		0.39	0.002	0.16	1.27	17.4	<0.2	<10	260	0.31	0.25	0.07	0.14	19.30	3.3	17
CC109693		0.33	0.004	0.24	0.60	12.7	<0.2	<10	110	0.19	0.17	0.04	0.08	13.90	1.6	8
CC109694		0.24	0.001	0.61	0.64	6.7	<0.2	<10	390	0.18	0.12	0.05	0.12	8.87	1.7	14
CC109695		0.20	0.001	0.20	0.73	7.3	<0.2	<10	170	0.16	0.13	0.05	0.12	10.85	3.1	12
CC109696		0.24	0.004	0.53	1.45	20.2	<0.2	<10	350	0.34	0.26	0.10	0.21	27.0	6.3	27
CC109697		0.28	0.003	0.92	1.06	15.5	<0.2	<10	220	0.39	0.15	0.07	0.21	15.65	6.2	17
CC109698		0.30	0.003	1.26	1.75	16.8	<0.2	<10	680	0.74	0.21	1.06	1.49	22.6	7.4	29
CC109699		0.35	0.001	0.21	0.54	14.2	<0.2	<10	110	0.10	0.21	0.15	0.15	13.45	1.3	9
CC86401		0.34	0.005	0.35	2.01	20.0	<0.2	<10	250	0.58	0.28	0.17	0.37	25.0	11.2	29
CC86402		0.28	0.003	0.74	1.04	40.3	<0.2	<10	670	0.48	0.51	0.29	0.87	22.4	4.8	23
CC86858		0.20	<0.001	0.56	0.59	5.7	<0.2	<10	40	0.10	0.09	0.03	0.08	7.29	1.5	6
CC109744		0.24	0.007	8.84	2.04	213	<0.2	<10	320	1.21	3.68	0.18	10.40	34.8	8.7	28
CC109745		0.26	0.009	11.95	1.13	383	<0.2	<10	310	0.40	10.45	0.11	3.68	31.3	2.7	18

***** See Appendix Page for comments regarding this certificate *****

ALS Canada Ltd.
2103 Dollarton Hwy
North Vancouver BC V7H 0A7
Phone: 604 984 0221 Fax: 604 984 0218 www.alsglobal.com

To: **SILVER RANGE RESOURCES LTD.**
C/O ARCHER, CATHRO & ASSOCIATES (1981) LIMITED
1016-510 W HASTINGS ST
VANCOUVER BC V6B 1L8

Finalized Date: 28-JUL-2012
Account: RANSIL

Project: Keg-Group 2

CERTIFICATE OF ANALYSIS WH12159017

Sample Description	Method	ME-MS41	ME-MS41	ME-MS41	ME-MS41	ME-MS41	ME-MS41	ME-MS41	ME-MS41	ME-MS41	ME-MS41	ME-MS41	ME-MS41	ME-MS41	ME-MS41	ME-MS41
	Analyte	Cs	Cu	Fe	Ga	Ge	Hf	Hg	In	K	La	Li	Mg	Mn	Mo	Na
	Units	ppm	ppm	%	ppm	ppm	ppm	ppm	ppm	%	ppm	ppm	%	ppm	ppm	%
	LOR	0.05	0.2	0.01	0.05	0.05	0.02	0.01	0.005	0.01	0.2	0.1	0.01	5	0.05	0.01
CC109610		4.24	5.6	0.62	3.06	0.05	0.05	<0.01	0.020	0.12	7.9	20.1	1.24	153	0.60	0.07
CC109611		1.39	12.9	1.80	5.09	<0.05	<0.02	0.02	0.027	0.05	13.8	9.0	0.25	102	2.08	0.01
CC109612		2.36	34.5	2.23	4.97	<0.05	0.03	0.07	0.043	0.08	17.3	17.8	0.64	360	2.20	0.02
CC109613		3.49	15.8	1.68	5.34	0.06	0.02	0.02	0.028	0.07	12.7	22.8	1.00	231	1.20	0.05
CC109614		1.90	14.2	2.45	4.77	<0.05	0.02	0.04	0.030	0.07	15.6	15.0	0.37	180	1.90	0.01
CC109615		1.39	9.6	0.80	4.97	<0.05	<0.02	<0.01	0.011	0.04	9.0	5.8	0.26	50	0.73	0.01
CC109616		4.22	25.7	1.75	9.49	0.06	0.02	<0.01	0.036	0.15	5.9	36.1	2.51	340	0.69	0.01
CC109617		2.18	7.3	1.83	6.99	0.05	<0.02	0.03	0.011	0.03	8.5	2.4	0.08	91	1.97	0.01
CC109618		2.72	12.6	2.40	5.95	0.07	<0.02	0.03	0.024	0.04	12.8	12.6	0.24	143	2.03	0.01
CC109619		1.42	11.5	2.12	2.97	0.05	<0.02	0.04	0.028	0.04	8.1	3.8	0.09	81	2.01	0.02
CC109620		1.70	9.1	2.20	6.84	0.05	<0.02	0.03	0.019	0.03	9.9	8.9	0.16	126	1.57	0.01
CC109676		0.25	19.9	0.52	1.45	<0.05	0.04	0.07	0.006	0.02	2.4	0.5	0.03	119	2.13	0.03
CC109677		1.09	21.1	0.83	2.15	0.05	0.03	<0.01	0.020	0.03	5.5	3.2	0.11	201	1.89	0.02
CC109678		0.83	13.2	0.44	1.37	<0.05	0.03	<0.01	0.005	0.03	2.8	2.9	0.17	339	0.73	0.03
CC109679		2.19	15.0	1.25	5.54	0.08	0.06	0.02	0.019	0.04	4.4	15.4	1.51	309	1.08	0.03
CC109680		2.99	17.7	1.34	5.88	0.07	0.05	0.04	0.015	0.04	5.8	20.7	1.62	354	1.39	0.03
CC109681		2.69	20.4	1.20	5.30	0.08	0.07	0.04	0.022	0.07	7.0	18.8	1.19	271	1.46	0.05
CC109682		1.28	17.6	1.34	3.64	0.06	0.04	0.06	0.022	0.05	8.5	9.6	0.36	430	1.84	0.02
CC109683		2.10	26.5	1.53	5.56	0.07	0.06	0.06	0.022	0.06	10.4	18.2	1.09	186	1.45	0.03
CC109684		1.57	20.3	1.75	4.27	0.06	0.04	0.06	0.023	0.06	11.2	11.6	0.37	146	2.22	0.02
CC109685		2.71	19.8	1.30	4.18	0.07	0.06	0.06	0.022	0.06	9.7	13.8	0.77	256	1.59	0.02
CC109686		2.08	12.4	1.31	5.21	0.07	0.05	0.03	0.019	0.05	5.4	15.2	1.35	262	1.36	0.02
CC109687		1.26	8.4	0.61	2.55	0.06	0.03	0.05	0.010	0.04	4.4	5.7	0.28	100	0.33	0.04
CC109688		1.64	37.6	1.29	4.34	0.08	0.06	0.08	0.024	0.04	7.6	11.9	0.55	177	1.75	0.03
CC109689		0.98	65.3	1.65	2.74	0.09	0.07	0.15	0.019	0.03	8.4	2.9	0.11	1280	6.16	0.03
CC109690		2.06	30.8	2.08	4.33	0.06	0.03	0.03	0.025	0.05	10.8	14.2	0.35	127	2.43	0.01
CC109691		1.84	15.7	2.06	5.56	0.05	0.02	0.03	0.022	0.04	9.5	13.3	0.22	94	1.55	0.01
CC109692		1.75	18.2	2.01	5.61	0.05	0.03	0.02	0.020	0.03	10.0	12.7	0.21	79	1.98	0.01
CC109693		1.74	11.2	1.30	4.80	<0.05	<0.02	0.02	0.009	0.03	7.5	1.9	0.06	40	1.35	0.02
CC109694		2.34	15.2	1.04	3.32	<0.05	<0.02	0.04	0.010	0.05	5.0	5.9	0.17	58	1.12	0.02
CC109695		1.58	12.6	1.53	4.13	<0.05	<0.02	0.02	0.013	0.03	6.2	6.0	0.13	74	1.08	0.02
CC109696		5.42	42.7	2.79	5.41	0.08	<0.02	<0.01	0.028	0.06	13.8	16.9	0.32	190	2.66	0.01
CC109697		1.65	33.2	1.49	3.43	<0.05	0.02	0.06	0.019	0.04	8.0	8.2	0.24	174	1.19	0.02
CC109698		3.17	50.9	2.05	4.47	0.09	0.05	<0.01	0.024	0.06	12.5	18.9	0.43	514	2.15	0.03
CC109699		1.36	10.5	1.06	4.68	<0.05	<0.02	0.02	0.009	0.03	7.0	3.0	0.07	40	1.66	0.02
CC86401		2.33	19.9	2.76	5.39	0.07	0.07	0.04	0.038	0.06	12.7	20.2	0.45	245	2.08	0.01
CC86402		2.27	21.3	1.77	4.51	0.07	0.02	0.05	0.033	0.06	11.4	12.7	0.37	109	3.24	0.01
CC86858		0.80	9.9	1.05	3.59	<0.05	<0.02	0.02	0.007	0.02	4.2	2.2	0.05	38	0.77	0.03
CC109744		2.93	93.8	2.58	6.35	0.09	0.04	0.15	0.055	0.07	17.0	17.7	0.41	288	3.45	0.01
CC109745		2.18	26.5	1.89	6.05	0.07	0.02	0.10	0.035	0.05	16.2	7.2	0.18	109	1.68	0.01

***** See Appendix Page for comments regarding this certificate *****

ALS Canada Ltd.
2103 Dollarton Hwy
North Vancouver BC V7H 0A7
Phone: 604 984 0221 Fax: 604 984 0218 www.alsglobal.com

To: **SILVER RANGE RESOURCES LTD.**
C/O ARCHER, CATHRO & ASSOCIATES (1981) LIMITED
1016-510 W HASTINGS ST
VANCOUVER BC V6B 1L8

Finalized Date: 28-JUL-2012
Account: RANSIL

Project: Keg-Group 2

CERTIFICATE OF ANALYSIS WH12159017

Sample Description	Method	ME-MS41	ME-MS41	ME-MS41	ME-MS41	ME-MS41	ME-MS41	ME-MS41	ME-MS41	ME-MS41	ME-MS41	ME-MS41	ME-MS41	ME-MS41	ME-MS41	ME-MS41
	Analyte	Nb	Ni	P	Pb	Rb	Re	S	Sb	Sc	Se	Sn	Sr	Ta	Te	Th
	Units	ppm	ppm	ppm	ppm	ppm	ppm	%	ppm	ppm	ppm	ppm	ppm	ppm	ppm	ppm
	LOR	0.05	0.2	10	0.2	0.1	0.001	0.01	0.05	0.1	0.2	0.2	0.2	0.01	0.01	0.2
CC109610		0.54	9.9	>10000	5.9	9.1	<0.001	0.03	1.40	2.1	1.2	0.4	141.5	<0.01	0.04	1.6
CC109611		1.11	12.9	610	17.1	8.9	0.001	<0.01	1.06	1.8	1.1	0.8	24.4	<0.01	0.06	1.6
CC109612		1.19	36.5	1690	22.5	13.5	<0.001	<0.01	2.41	3.7	1.4	0.9	37.8	<0.01	0.05	3.4
CC109613		0.88	29.4	6270	10.8	11.8	0.001	0.01	1.22	3.0	0.9	0.7	77.3	<0.01	0.04	1.5
CC109614		1.34	18.3	710	14.5	11.7	0.001	<0.01	1.22	2.6	1.0	0.7	24.1	<0.01	0.05	2.7
CC109615		0.70	5.2	230	7.8	8.1	<0.001	<0.01	0.49	0.6	0.2	0.7	14.0	<0.01	0.02	<0.2
CC109616		1.76	26.7	330	7.4	15.5	<0.001	<0.01	0.83	4.0	1.4	0.7	19.3	<0.01	0.07	1.5
CC109617		1.09	5.3	390	8.8	7.8	<0.001	0.02	0.98	1.0	0.4	0.8	10.0	<0.01	0.05	0.4
CC109618		1.16	17.0	730	24.1	10.7	<0.001	0.03	1.51	1.6	0.9	0.9	21.5	0.01	0.05	0.7
CC109619		0.46	12.7	870	18.3	3.9	<0.001	0.09	7.24	0.7	0.9	2.0	73.4	<0.01	0.05	<0.2
CC109620		1.48	9.8	420	18.1	8.4	<0.001	0.01	1.09	1.8	0.7	1.0	10.0	0.01	0.04	1.5
CC109676		0.30	6.9	660	3.7	1.4	0.002	0.13	1.32	0.8	3.6	0.2	77.1	<0.01	0.02	0.3
CC109677		0.45	7.8	970	259	4.5	0.002	0.11	3.50	0.7	5.9	0.9	63.0	<0.01	<0.01	0.3
CC109678		0.32	7.2	1080	4.1	4.7	0.001	0.15	0.81	0.6	1.4	0.2	76.6	<0.01	<0.01	0.3
CC109679		0.69	16.6	500	8.3	10.1	0.004	0.06	1.41	3.2	2.6	0.4	33.2	<0.01	0.05	1.8
CC109680		0.69	18.8	560	11.2	10.1	0.002	0.05	1.55	3.3	2.4	0.5	40.7	<0.01	0.07	1.9
CC109681		0.77	26.3	2040	9.1	13.5	0.002	0.04	0.96	3.0	2.5	0.3	60.7	<0.01	0.07	2.1
CC109682		0.70	17.7	1110	15.2	12.0	0.002	0.05	1.39	2.3	2.1	0.7	36.0	<0.01	0.04	1.7
CC109683		0.96	24.3	1090	11.7	18.1	0.001	0.05	1.08	3.9	1.9	0.6	41.4	<0.01	0.04	3.5
CC109684		1.02	19.2	750	11.3	16.1	0.003	0.04	1.34	2.8	2.6	0.5	26.8	<0.01	0.03	2.3
CC109685		0.80	22.5	2280	10.2	17.2	0.003	0.05	1.68	2.7	2.2	0.4	44.2	<0.01	0.05	1.9
CC109686		0.70	17.8	710	7.3	12.9	0.003	0.05	1.97	3.3	2.2	0.5	35.9	<0.01	0.04	2.4
CC109687		0.51	7.5	1270	6.4	11.0	0.003	0.09	0.44	1.4	3.5	0.3	60.2	<0.01	0.02	0.6
CC109688		0.69	29.2	1970	10.9	7.3	0.008	0.11	1.93	2.6	7.9	0.6	64.4	<0.01	0.03	1.0
CC109689		0.50	34.6	1110	16.4	5.9	0.008	0.17	3.93	2.0	12.0	0.4	86.9	0.01	0.04	0.7
CC109690		0.92	22.2	920	20.4	9.5	0.001	0.05	6.04	2.5	1.5	1.1	25.9	<0.01	0.05	2.3
CC109691		1.06	11.8	410	10.5	9.0	<0.001	0.03	1.01	1.9	0.8	0.7	12.1	<0.01	0.03	1.1
CC109692		1.26	13.3	300	13.4	8.8	<0.001	0.02	1.45	2.1	0.7	0.9	11.9	<0.01	0.04	2.7
CC109693		0.64	5.1	390	7.5	6.2	<0.001	0.02	1.78	0.9	0.4	0.6	10.5	<0.01	0.03	0.3
CC109694		0.18	9.5	440	7.4	8.2	0.001	0.03	0.90	0.4	1.0	0.4	11.3	<0.01	0.02	<0.2
CC109695		0.73	8.6	250	7.6	6.9	<0.001	0.02	0.72	1.2	0.6	0.4	8.5	<0.01	0.02	0.6
CC109696		1.26	27.3	700	15.7	11.2	<0.001	0.04	1.97	2.0	<0.2	0.9	14.2	<0.01	<0.01	1.9
CC109697		0.81	21.2	380	15.8	7.2	<0.001	0.02	1.54	2.1	1.0	0.5	10.9	<0.01	0.03	1.2
CC109698		0.86	109.5	800	32.7	9.7	<0.001	0.06	3.42	2.8	0.4	0.8	55.0	<0.01	<0.01	2.2
CC109699		0.87	8.9	260	7.6	6.9	<0.001	0.02	2.37	0.9	0.5	1.0	12.1	<0.01	0.03	0.4
CC86401		1.71	27.9	720	18.1	12.2	<0.001	0.02	1.80	3.8	1.1	0.8	18.3	0.01	0.05	5.6
CC86402		0.87	19.3	1100	58.6	8.9	0.001	0.04	9.48	2.7	2.8	3.1	30.4	<0.01	0.06	2.0
CC86858		0.72	3.4	240	4.4	3.1	<0.001	0.02	0.58	0.8	0.3	0.3	7.0	<0.01	0.02	0.4
CC109744		1.00	32.9	1130	450	13.8	0.001	0.04	6.77	2.7	3.6	2.7	22.7	0.01	0.18	1.2
CC109745		0.49	11.2	530	1050	10.6	<0.001	0.03	6.11	0.9	3.0	3.8	18.9	<0.01	0.35	<0.2

***** See Appendix Page for comments regarding this certificate *****

ALS Canada Ltd.
2103 Dollarton Hwy
North Vancouver BC V7H 0A7
Phone: 604 984 0221 Fax: 604 984 0218 www.alsglobal.com

To: **SILVER RANGE RESOURCES LTD.**
C/O ARCHER, CATHRO & ASSOCIATES (1981) LIMITED
1016-510 W HASTINGS ST
VANCOUVER BC V6B 1L8

Finalized Date: 28-JUL-2012
Account: RANSIL

Project: Keg-Group 2

CERTIFICATE OF ANALYSIS WH12159017

Sample Description	Method	ME-MS41	ME-MS41	ME-MS41	ME-MS41	ME-MS41	ME-MS41	ME-MS41	ME-MS41
	Analyte	Ti	Tl	U	V	W	Y	Zn	Zr
	Units	%	ppm	ppm	ppm	ppm	ppm	ppm	ppm
	LOR	0.005	0.02	0.05	1	0.05	0.05	2	0.5
CC109610		0.031	0.36	1.39	33	0.24	14.85	71	2.9
CC109611		0.036	0.19	0.99	52	0.34	4.69	48	<0.5
CC109612		0.040	0.41	1.56	72	0.44	13.75	123	1.2
CC109613		0.046	0.41	1.61	67	0.30	10.95	77	0.6
CC109614		0.038	0.23	1.18	56	0.32	6.00	68	0.6
CC109615		0.050	0.10	0.38	33	0.16	2.55	20	<0.5
CC109616		0.102	0.20	0.49	53	0.19	4.68	84	0.7
CC109617		0.052	0.14	0.50	65	0.28	1.74	24	<0.5
CC109618		0.034	0.17	0.90	55	0.64	4.43	135	<0.5
CC109619		0.023	0.10	1.11	26	0.14	3.07	102	<0.5
CC109620		0.037	0.17	0.49	59	0.23	2.37	50	<0.5
CC109676		0.019	0.05	0.35	11	<0.05	1.73	21	2.1
CC109677		0.022	0.20	3.28	21	0.05	3.07	52	1.9
CC109678		0.014	0.17	0.65	17	<0.05	1.94	37	2.0
CC109679		0.040	0.33	1.42	49	0.23	6.51	60	2.3
CC109680		0.040	0.28	0.89	46	0.24	5.60	57	2.0
CC109681		0.039	0.29	1.18	48	0.20	8.49	77	3.1
CC109682		0.025	0.20	1.04	40	0.17	6.68	69	1.5
CC109683		0.042	0.34	0.74	47	0.31	9.04	68	2.3
CC109684		0.035	0.24	1.05	40	0.22	6.28	60	1.4
CC109685		0.034	0.33	1.32	45	0.24	9.19	75	2.5
CC109686		0.037	0.26	0.85	46	0.12	7.13	65	2.2
CC109687		0.025	0.27	0.73	27	0.12	3.02	82	1.3
CC109688		0.025	0.55	3.80	68	0.20	9.86	134	2.3
CC109689		0.020	0.18	1.43	28	0.11	14.05	62	2.8
CC109690		0.028	0.22	0.98	47	0.25	6.12	95	0.8
CC109691		0.029	0.15	0.54	48	0.22	2.98	52	0.5
CC109692		0.027	0.18	0.54	59	0.24	3.14	51	1.5
CC109693		0.035	0.11	0.46	39	0.19	2.04	24	<0.5
CC109694		0.016	0.11	0.64	29	0.11	1.91	32	<0.5
CC109695		0.040	0.09	0.43	41	0.17	1.79	35	<0.5
CC109696		0.039	0.19	1.07	59	0.34	4.33	114	0.5
CC109697		0.033	0.15	1.08	33	0.17	3.58	57	0.5
CC109698		0.027	0.20	1.66	105	0.25	15.50	343	2.5
CC109699		0.029	0.13	0.47	44	0.23	1.79	40	<0.5
CC86401		0.040	0.21	0.89	56	0.48	4.68	90	2.8
CC86402		0.028	0.27	1.13	49	0.18	7.22	110	<0.5
CC86858		0.032	0.07	0.33	25	0.14	1.04	17	0.5
CC109744		0.023	0.33	3.21	54	0.27	14.25	835	0.6
CC109745		0.019	0.25	1.30	50	0.34	8.27	142	<0.5

***** See Appendix Page for comments regarding this certificate *****

ALS Canada Ltd.
2103 Dollarton Hwy
North Vancouver BC V7H 0A7
Phone: 604 984 0221 Fax: 604 984 0218 www.alsglobal.com

To: **SILVER RANGE RESOURCES LTD.**
C/O ARCHER, CATHRO & ASSOCIATES (1981) LIMITED
1016-510 W HASTINGS ST
VANCOUVER BC V6B 1L8

Finalized Date: 28-JUL-2012
Account: RANSIL

Project: Keg-Group 2

CERTIFICATE OF ANALYSIS WH12159017

Sample Description	Method	WEI-21	Au-ICP21	ME-MS41	ME-MS41	ME-MS41	ME-MS41	ME-MS41	ME-MS41	ME-MS41	ME-MS41	ME-MS41	ME-MS41	ME-MS41	ME-MS41	ME-MS41
	Analyte	Recvd Wt.	Au	Ag	Al	As	Au	B	Ba	Be	Bi	Ca	Cd	Ce	Co	Cr
	Units	kg	ppm	ppm	%	ppm	ppm	ppm	ppm	ppm	ppm	%	ppm	ppm	ppm	ppm
	LOR	0.02	0.001	0.01	0.01	0.1	0.2	10	10	0.05	0.01	0.01	0.01	0.02	0.1	1
CC109746		0.28	0.002	7.04	0.55	106.5	<0.2	<10	270	0.17	2.12	0.23	4.60	13.60	1.3	9
CC109747		0.40	0.005	1.21	1.21	59.6	<0.2	<10	720	0.59	1.13	0.39	1.23	27.8	7.9	23
CC109748		0.33	0.006	10.30	1.52	97.7	<0.2	<10	720	0.71	4.55	0.46	0.48	34.9	9.6	31
CC109749		0.35	0.002	1.87	0.99	30.2	<0.2	<10	270	0.19	0.34	0.20	0.47	23.8	2.8	20
CC109750		0.30	0.002	1.82	1.12	33.1	<0.2	<10	370	0.46	0.29	0.35	1.15	14.90	6.4	23
CC109901		0.34	0.003	1.46	1.31	21.9	<0.2	<10	870	0.62	0.24	0.35	1.35	31.0	10.8	19
CC109902		0.28	<0.001	0.18	0.36	3.3	<0.2	<10	50	0.06	0.06	0.05	0.04	3.05	2.5	5
CC109903		0.31	0.003	0.89	1.85	28.8	<0.2	<10	500	0.71	0.23	0.14	0.36	23.1	7.3	28
CC109904		0.26	0.002	0.32	1.54	206	<0.2	<10	600	0.47	0.33	0.11	0.28	18.75	6.0	23
CC109905		0.24	0.008	0.28	1.92	44.5	<0.2	<10	460	0.65	0.49	0.24	0.70	24.7	12.9	30
CC109906		0.18	0.002	0.38	0.86	6.3	<0.2	<10	230	0.31	0.09	1.43	2.38	10.30	5.0	17
CC109907		0.11	0.004	0.30	0.43	17.2	<0.2	<10	500	0.13	0.07	2.92	4.32	4.65	22.6	8
CC109908		0.48	0.004	0.85	1.27	26.4	<0.2	<10	580	0.63	0.35	2.31	2.95	27.2	9.1	40
CC109909		0.33	0.007	2.10	1.87	19.9	<0.2	<10	140	0.92	0.17	2.53	3.15	17.80	6.7	117
CC109910		0.18	0.003	0.34	1.75	4.4	<0.2	<10	200	0.45	0.11	0.61	0.17	10.25	5.5	33
CC109911		0.27	0.009	0.63	3.19	13.6	<0.2	<10	130	0.93	0.17	1.00	0.24	14.00	13.2	55
CC109912		0.28	0.004	0.75	1.59	13	<0.2	<10	220	0.79	0.09	12.15	1.67	17.60	5.9	179
CC109913		0.20	0.002	0.23	0.79	8.1	<0.2	<10	180	0.27	0.09	1.59	1.01	13.45	4.1	35
CC109914		0.25	0.002	0.67	1.12	20.8	<0.2	<10	340	0.46	0.20	1.01	1.12	20.0	8.3	29
CC109915		0.31	0.006	1.48	1.78	16	<0.2	<10	80	0.79	0.10	15.50	6.19	11.35	3.8	200
CC109916		0.26	0.003	2.62	1.83	37.7	<0.2	<10	340	0.69	0.22	0.62	1.28	22.3	9.5	45
CC109917		0.23	0.001	0.09	0.73	9.7	<0.2	<10	60	0.16	0.14	0.04	0.15	10.05	2.1	12
CC109918		0.27	0.001	0.07	0.54	10.9	<0.2	<10	60	0.10	0.17	0.04	0.22	17.60	1.5	8
CC109919		0.27	0.002	1.13	0.98	20.2	<0.2	<10	260	0.36	0.15	0.32	0.79	22.6	4.7	16
CC109920		0.32	0.005	0.21	1.93	16.3	<0.2	<10	260	0.57	0.25	0.10	0.47	27.0	10.6	25
CC109921		0.33	0.002	0.25	0.88	23.6	<0.2	<10	300	0.22	0.19	0.07	0.14	17.00	3.1	20
CC109922		0.29	0.008	0.37	0.89	29.0	<0.2	<10	740	0.58	0.20	0.37	0.85	32.4	8.6	20
CC109923		0.28	0.002	0.17	0.73	10.7	<0.2	<10	320	0.19	0.10	0.11	0.19	11.20	3.2	8
CC109924		0.24	0.001	0.77	0.74	33.6	<0.2	<10	180	0.18	0.13	0.05	0.25	12.05	2.8	11
CC109925		0.23	0.001	0.79	0.63	4.9	<0.2	<10	220	0.22	0.09	0.06	1.16	16.45	3.5	6
CC109926		0.34	0.004	0.72	0.99	27.5	<0.2	<10	440	0.36	0.26	0.27	0.75	23.9	9.7	22
CC109927		0.19	0.003	2.05	1.03	23.4	<0.2	<10	560	0.44	0.36	0.55	1.82	26.5	14.2	15
CC109928		0.37	0.004	1.74	1.77	24.8	<0.2	<10	420	0.78	0.33	0.50	1.22	26.2	7.0	36
CC109929		0.37	0.003	0.78	1.16	38.5	<0.2	<10	420	0.78	0.30	0.45	2.07	30.8	23.8	20
CC109930		0.31	0.001	0.45	0.80	11.2	<0.2	<10	150	0.16	0.23	0.05	0.10	21.6	1.6	11
CC109931		0.36	0.004	0.44	1.58	10.8	<0.2	<10	340	0.32	0.23	0.12	0.19	25.2	4.3	22
CC109932		0.30	0.003	0.28	1.87	19.3	<0.2	<10	650	0.72	0.51	0.13	0.34	28.4	8.2	25
CC109933		0.34	0.005	0.69	1.87	18.2	<0.2	<10	410	0.55	0.25	0.15	0.45	34.7	10.0	29
CC109934		0.36	0.005	0.25	1.47	32.2	<0.2	<10	500	0.43	0.33	0.23	0.36	29.3	12.4	24
CC109935		0.28	0.004	0.12	1.60	34.7	<0.2	<10	530	0.73	0.24	0.14	0.28	26.3	7.7	30

***** See Appendix Page for comments regarding this certificate *****

ALS Canada Ltd.
2103 Dollarton Hwy
North Vancouver BC V7H 0A7
Phone: 604 984 0221 Fax: 604 984 0218 www.alsglobal.com

To: **SILVER RANGE RESOURCES LTD.**
C/O ARCHER, CATHRO & ASSOCIATES (1981) LIMITED
1016-510 W HASTINGS ST
VANCOUVER BC V6B 1L8

Finalized Date: 28-JUL-2012
Account: RANSIL

Project: Keg-Group 2

CERTIFICATE OF ANALYSIS WH12159017

Sample Description	Method	ME-MS41	ME-MS41	ME-MS41	ME-MS41	ME-MS41	ME-MS41	ME-MS41	ME-MS41	ME-MS41	ME-MS41	ME-MS41	ME-MS41	ME-MS41	ME-MS41	ME-MS41
	Analyte	Cs	Cu	Fe	Ga	Ge	Hf	Hg	In	K	La	Li	Mg	Mn	Mo	Na
	Units	ppm	ppm	%	ppm	ppm	ppm	ppm	ppm	%	ppm	ppm	%	ppm	ppm	%
	LOR	0.05	0.2	0.01	0.05	0.05	0.02	0.01	0.005	0.01	0.2	0.1	0.01	5	0.05	0.01
CC109746		1.17	32.9	0.65	2.32	0.07	<0.02	<0.01	0.015	0.03	7.0	2.6	0.07	28	0.93	0.03
CC109747		2.42	37.5	2.10	4.44	0.08	0.03	0.06	0.034	0.07	14.1	14.2	0.44	286	2.76	0.02
CC109748		2.09	48.0	2.45	5.35	0.08	0.05	0.09	0.044	0.06	18.2	18.6	0.53	212	3.08	0.02
CC109749		1.43	11.6	1.27	5.78	0.05	<0.02	0.07	0.016	0.04	12.9	9.2	0.29	84	2.05	0.02
CC109750		2.72	29.9	1.23	4.14	<0.05	0.02	0.10	0.026	0.05	7.8	12.9	0.28	349	2.33	0.04
CC109901		2.09	76.9	1.57	3.43	0.06	0.02	0.11	0.032	0.05	16.0	17.7	0.30	155	1.40	0.04
CC109902		0.50	6.3	1.05	2.28	<0.05	<0.02	0.04	<0.005	0.02	1.7	1.4	0.06	58	0.41	0.04
CC109903		2.76	27.6	2.26	5.26	0.05	0.06	0.07	0.027	0.05	12.1	17.4	0.38	132	1.93	0.02
CC109904		3.07	32.0	3.03	5.38	0.05	0.03	0.05	0.027	0.07	9.6	14.4	0.32	153	2.16	0.03
CC109905		2.68	36.4	2.47	4.37	0.06	0.09	0.06	0.033	0.07	11.9	18.8	0.51	386	2.21	0.02
CC109906		0.98	20.6	1.10	2.70	<0.05	0.03	0.05	0.011	0.03	5.3	5.5	0.25	974	2.40	0.05
CC109907		0.43	15.8	6.85	1.74	0.08	0.05	0.08	0.018	0.03	2.3	2.3	0.11	6390	14.10	0.05
CC109908		2.21	53.5	2.10	3.97	0.09	0.08	0.12	0.028	0.13	14.7	13.2	0.67	294	3.65	0.04
CC109909		5.07	66.7	1.61	6.67	0.10	0.16	0.06	0.057	0.21	11.1	25.5	1.76	200	5.60	0.07
CC109910		3.22	26.5	1.36	5.23	0.05	<0.02	0.03	0.015	0.06	5.5	18.5	1.43	411	0.74	0.05
CC109911		6.84	79.0	2.74	9.65	0.09	0.09	0.04	0.037	0.36	7.4	39.2	2.83	700	0.97	0.04
CC109912		3.95	15.9	1.18	3.52	0.09	0.10	0.05	0.023	0.07	13.9	19.2	1.46	523	0.77	0.06
CC109913		1.18	11.7	1.11	2.40	<0.05	0.02	0.05	0.015	0.04	7.9	7.2	0.37	546	0.84	0.05
CC109914		1.87	28.5	1.68	3.37	0.06	0.07	0.07	0.020	0.06	10.0	11.5	0.51	716	3.36	0.05
CC109915		6.16	35.0	1.32	5.06	0.10	0.08	0.03	0.034	0.33	7.2	25.3	1.67	159	7.32	0.05
CC109916		2.98	43.6	1.99	4.75	0.05	0.02	0.07	0.032	0.06	10.6	16.3	0.71	238	2.60	0.03
CC109917		1.27	10.3	1.49	3.45	<0.05	<0.02	0.02	0.010	0.03	5.5	5.4	0.10	66	1.28	0.03
CC109918		1.52	7.8	0.83	4.04	<0.05	<0.02	0.02	0.009	0.02	8.9	1.7	0.06	39	1.34	0.03
CC109919		1.44	19.3	1.49	3.24	0.05	<0.02	0.08	0.023	0.03	11.9	8.2	0.23	67	1.32	0.03
CC109920		1.62	26.5	2.68	3.96	<0.05	0.07	0.06	0.029	0.06	14.4	14.9	0.38	173	1.79	0.03
CC109921		1.63	18.8	1.59	4.44	<0.05	<0.02	0.02	0.016	0.05	8.9	7.2	0.21	85	1.87	0.03
CC109922		1.07	36.2	1.85	3.06	0.07	0.03	0.07	0.023	0.06	16.6	12.4	0.43	352	3.54	0.02
CC109923		1.12	19.0	1.03	2.14	<0.05	0.02	0.02	0.011	0.04	5.9	4.9	0.11	70	0.70	0.04
CC109924		1.33	22.6	1.56	3.96	<0.05	<0.02	0.05	0.011	0.04	6.6	4.1	0.09	121	1.22	0.03
CC109925		0.95	51.1	0.82	2.08	<0.05	<0.02	0.04	0.008	0.02	7.9	1.6	0.03	42	0.66	0.04
CC109926		1.86	38.8	1.88	3.27	0.07	<0.02	0.07	0.030	0.06	12.4	12.7	0.38	243	1.91	0.02
CC109927		1.68	50.9	1.26	3.09	0.05	0.02	0.23	0.033	0.04	12.5	9.8	0.20	636	1.21	0.03
CC109928		2.85	35.5	1.60	5.56	0.05	0.06	0.12	0.029	0.07	13.2	24.4	0.61	203	1.48	0.03
CC109929		1.96	186.5	1.92	3.28	0.09	0.03	0.07	0.038	0.07	17.6	15.4	0.43	219	2.04	0.03
CC109930		1.76	14.1	1.15	5.34	<0.05	<0.02	0.15	0.010	0.03	11.5	2.5	0.07	49	1.51	0.03
CC109931		2.96	43.7	2.35	5.55	<0.05	<0.02	0.05	0.024	0.04	13.3	12.9	0.23	95	1.36	0.02
CC109932		1.70	26.3	2.43	5.03	0.05	0.05	0.05	0.029	0.05	14.3	14.7	0.32	149	1.86	0.03
CC109933		3.72	62.8	2.72	5.16	0.06	0.03	0.07	0.031	0.06	18.2	19.3	0.38	177	1.92	0.02
CC109934		2.27	98.3	2.31	4.18	0.06	0.04	0.06	0.023	0.06	14.3	15.1	0.38	235	2.20	0.02
CC109935		2.21	43.7	2.30	4.61	0.05	0.04	0.06	0.028	0.05	12.5	15.4	0.42	206	1.62	0.02

***** See Appendix Page for comments regarding this certificate *****

ALS Canada Ltd.
2103 Dollarton Hwy
North Vancouver BC V7H 0A7
Phone: 604 984 0221 Fax: 604 984 0218 www.alsglobal.com

To: **SILVER RANGE RESOURCES LTD.**
C/O ARCHER, CATHRO & ASSOCIATES (1981) LIMITED
1016-510 W HASTINGS ST
VANCOUVER BC V6B 1L8

Finalized Date: 28-JUL-2012
Account: RANSIL

Project: Keg-Group 2

CERTIFICATE OF ANALYSIS WH12159017

Sample Description	Method	ME-MS41	ME-MS41	ME-MS41	ME-MS41	ME-MS41	ME-MS41	ME-MS41	ME-MS41	ME-MS41	ME-MS41	ME-MS41	ME-MS41	ME-MS41	ME-MS41	ME-MS41
	Analyte	Nb	Ni	P	Pb	Rb	Re	S	Sb	Sc	Se	Sn	Sr	Ta	Te	Th
	Units	ppm	ppm	ppm	ppm	ppm	ppm	%	ppm	ppm	ppm	ppm	ppm	ppm	ppm	ppm
	LOR	0.05	0.2	10	0.2	0.1	0.001	0.01	0.05	0.1	0.2	0.2	0.2	0.01	0.01	0.2
CC109746		0.50	8.9	530	180.0	4.2	<0.001	0.07	4.44	0.8	9.1	1.2	21.1	<0.01	<0.01	0.3
CC109747		0.88	31.6	1250	172.5	10.7	0.001	0.03	7.73	3.5	2.0	1.9	34.7	<0.01	0.08	4.1
CC109748		1.29	34.1	910	848	10.6	0.001	0.02	7.75	5.6	2.4	3.3	31.6	0.01	0.22	5.5
CC109749		0.71	10.4	490	49.8	8.5	0.001	0.01	2.36	1.3	1.0	1.3	17.6	<0.01	0.03	0.6
CC109750		0.39	19.1	850	46.4	9.6	0.001	0.03	3.70	1.3	2.6	1.5	24.5	<0.01	0.05	0.3
CC109901		0.65	78.4	800	46.8	10.0	0.003	0.08	3.95	2.7	3.1	0.8	26.1	<0.01	0.02	1.8
CC109902		0.13	3.3	210	2.4	2.2	<0.001	0.01	0.38	0.2	<0.2	0.3	7.1	<0.01	<0.01	<0.2
CC109903		1.23	25.6	430	14.9	11.3	0.001	0.01	2.23	3.0	0.7	1.1	17.0	0.01	0.05	4.0
CC109904		1.07	20.8	880	12.6	12.1	<0.001	0.07	2.32	2.1	0.7	1.6	15.5	<0.01	0.05	2.0
CC109905		1.17	35.6	1070	21.6	10.9	0.001	0.02	4.78	3.7	1.1	1.4	23.6	0.01	0.08	4.9
CC109906		0.38	12.3	840	8.1	5.5	0.003	0.05	2.20	1.2	2.6	0.4	50.6	<0.01	0.02	0.6
CC109907		0.27	17.8	820	4.9	3.6	0.020	0.17	2.33	0.7	17.6	0.3	95.9	0.02	0.03	0.4
CC109908		0.74	43.5	3010	23.3	15.4	0.005	0.05	5.09	3.8	4.5	1.0	82.4	<0.01	0.08	4.2
CC109909		0.90	64.5	5700	14.7	27.2	0.002	0.03	3.67	6.7	3.3	0.7	93.5	<0.01	0.10	4.0
CC109910		0.57	27.9	640	3.6	13.1	0.002	0.03	0.60	2.7	2.1	0.4	27.2	<0.01	0.02	0.8
CC109911		0.65	84.4	710	5.9	40.9	0.001	0.01	1.45	8.5	1.8	0.6	41.4	<0.01	0.05	4.8
CC109912		0.56	26.9	>10000	8.3	7.3	0.001	0.02	3.66	3.8	1.9	0.3	291	<0.01	0.02	2.9
CC109913		0.39	10.3	3220	5.6	7.3	0.001	0.04	1.16	1.3	1.3	0.4	46.2	<0.01	0.01	0.8
CC109914		0.68	25.2	1420	32.3	11.5	0.003	0.04	6.04	2.6	2.6	1.0	39.9	<0.01	0.02	2.3
CC109915		0.51	42.4	8150	10.2	27.5	0.001	0.03	7.42	2.9	4.5	0.6	420	<0.01	0.02	3.9
CC109916		0.74	44.5	1600	148.5	11.1	0.001	0.02	6.31	2.9	1.7	1.4	31.7	<0.01	0.04	2.2
CC109917		0.82	5.8	300	6.9	5.1	0.001	0.01	1.01	0.8	<0.2	0.6	7.5	<0.01	0.02	0.6
CC109918		0.35	4.3	270	8.2	4.7	<0.001	0.02	0.98	0.3	0.3	0.8	7.4	<0.01	0.02	<0.2
CC109919		0.57	16.7	830	77.2	6.4	0.003	0.04	4.88	1.4	4.7	1.3	21.4	<0.01	0.01	0.5
CC109920		1.21	27.6	380	16.7	11.9	0.002	<0.01	2.04	2.8	1.0	0.8	13.0	0.01	0.04	5.6
CC109921		0.61	14.1	440	12.3	8.8	0.001	0.02	1.99	1.3	0.5	0.9	15.4	<0.01	<0.01	0.7
CC109922		0.61	28.0	1280	30.3	6.4	0.001	0.01	6.81	3.1	1.0	1.4	33.8	<0.01	0.01	4.3
CC109923		0.33	11.5	510	13.2	4.9	0.001	0.01	0.91	0.6	<0.2	0.4	13.6	<0.01	<0.01	0.4
CC109924		0.32	6.3	430	30.8	6.3	<0.001	0.03	1.96	0.4	0.4	0.7	7.4	<0.01	0.03	<0.2
CC109925		0.15	19.8	430	10.5	3.1	<0.001	0.02	1.16	0.2	0.4	0.5	10.3	<0.01	<0.01	<0.2
CC109926		0.67	38.8	970	33.6	9.8	0.002	0.02	4.38	2.3	1.7	1.0	27.6	<0.01	0.06	2.1
CC109927		0.46	23.5	1000	409	6.9	0.006	0.07	5.33	1.5	2.9	1.7	27.4	<0.01	0.04	0.6
CC109928		1.08	42.2	1120	61.7	11.6	0.004	0.03	2.45	3.7	2.5	1.2	31.9	<0.01	0.02	3.4
CC109929		0.67	184.0	1290	57.8	8.9	0.001	0.01	4.45	3.1	2.0	1.1	41.6	<0.01	0.06	3.9
CC109930		0.62	5.8	300	12.6	6.8	<0.001	0.01	0.97	0.6	0.2	0.9	9.7	<0.01	0.03	0.2
CC109931		1.11	15.4	440	17.0	7.7	0.001	0.01	0.77	1.7	1.2	0.8	15.0	0.01	0.01	1.1
CC109932		1.29	25.8	480	19.1	10.7	0.001	0.01	1.82	3.0	0.8	1.1	14.5	0.01	0.06	4.5
CC109933		1.21	35.1	670	15.7	12.3	0.001	0.01	1.42	3.8	2.4	0.8	15.0	<0.01	0.02	3.5
CC109934		0.91	41.1	1020	19.8	9.8	0.002	0.02	3.58	2.6	1.2	1.0	22.5	<0.01	0.04	4.1
CC109935		0.95	28.3	480	14.5	9.2	0.002	0.01	2.45	3.4	0.5	1.0	17.1	<0.01	0.05	3.5

***** See Appendix Page for comments regarding this certificate *****

ALS Canada Ltd.
2103 Dollarton Hwy
North Vancouver BC V7H 0A7
Phone: 604 984 0221 Fax: 604 984 0218 www.alsglobal.com

To: **SILVER RANGE RESOURCES LTD.**
C/O ARCHER, CATHRO & ASSOCIATES (1981) LIMITED
1016-510 W HASTINGS ST
VANCOUVER BC V6B 1L8

Finalized Date: 28-JUL-2012
Account: RANSIL

Project: Keg-Group 2

CERTIFICATE OF ANALYSIS WH12159017

Sample Description	Method	ME-MS41	ME-MS41	ME-MS41	ME-MS41	ME-MS41	ME-MS41	ME-MS41	ME-MS41
	Analyte	Ti	Tl	U	V	W	Y	Zn	Zr
	Units	%	ppm	ppm	ppm	ppm	ppm	ppm	ppm
	LOR	0.005	0.02	0.05	1	0.05	0.05	2	0.5
CC109746		0.019	0.15	1.01	15	0.11	4.64	135	<0.5
CC109747		0.035	0.34	1.65	55	0.22	9.84	205	1.0
CC109748		0.040	0.27	3.20	59	0.31	15.30	140	1.7
CC109749		0.042	0.17	0.66	54	0.32	3.52	56	<0.5
CC109750		0.019	0.29	1.16	44	0.18	4.57	109	<0.5
CC109901		0.028	0.27	2.29	43	0.18	12.05	256	<0.5
CC109902		0.036	0.04	0.16	32	0.06	0.53	20	<0.5
CC109903		0.038	0.19	0.94	71	0.32	5.10	69	2.5
CC109904		0.032	0.18	0.81	53	0.22	3.38	84	0.8
CC109905		0.039	0.26	1.30	58	0.28	6.84	135	3.2
CC109906		0.032	0.12	2.65	34	0.10	3.55	52	0.9
CC109907		0.009	0.46	5.72	15	0.10	1.98	50	1.8
CC109908		0.026	0.37	2.05	63	0.23	15.60	167	4.2
CC109909		0.049	0.69	2.69	94	0.49	21.1	187	7.5
CC109910		0.054	0.22	0.66	37	0.10	4.42	48	0.5
CC109911		0.104	0.37	1.11	60	0.18	8.85	87	3.6
CC109912		0.038	0.55	2.61	44	0.57	29.0	162	3.8
CC109913		0.029	0.19	1.40	31	0.10	7.05	39	0.8
CC109914		0.033	0.27	1.59	50	0.20	7.48	97	2.3
CC109915		0.049	1.19	1.92	81	0.44	16.05	174	6.1
CC109916		0.032	0.41	1.41	62	0.20	7.32	230	0.8
CC109917		0.034	0.08	0.40	39	0.20	1.26	32	<0.5
CC109918		0.025	0.09	0.41	33	0.21	1.44	26	<0.5
CC109919		0.024	0.17	1.43	32	0.25	7.36	132	<0.5
CC109920		0.034	0.17	0.82	49	0.29	3.78	82	3.0
CC109921		0.034	0.14	0.63	56	0.17	2.65	57	<0.5
CC109922		0.038	0.17	1.50	54	0.20	12.55	111	2.1
CC109923		0.022	0.07	0.44	26	0.10	2.18	60	<0.5
CC109924		0.029	0.11	0.62	40	0.18	1.71	34	<0.5
CC109925		0.021	0.10	0.99	24	0.08	5.27	45	<0.5
CC109926		0.032	0.20	1.06	54	0.22	6.46	159	0.5
CC109927		0.019	0.22	1.79	40	0.14	10.30	109	<0.5
CC109928		0.035	0.37	1.95	76	0.27	8.21	184	1.7
CC109929		0.030	0.21	1.74	61	0.23	16.75	609	1.5
CC109930		0.030	0.16	0.55	42	0.23	2.01	31	<0.5
CC109931		0.032	0.16	1.08	52	0.52	3.32	63	<0.5
CC109932		0.037	0.17	1.11	60	0.29	5.90	81	2.0
CC109933		0.035	0.25	2.48	53	0.37	8.90	140	0.9
CC109934		0.034	0.23	1.33	56	0.28	6.21	142	1.3
CC109935		0.041	0.19	0.99	53	0.32	5.94	74	1.1

***** See Appendix Page for comments regarding this certificate *****

ALS Canada Ltd.
2103 Dollarton Hwy
North Vancouver BC V7H 0A7
Phone: 604 984 0221 Fax: 604 984 0218 www.alsglobal.com

To: **SILVER RANGE RESOURCES LTD.**
C/O ARCHER, CATHRO & ASSOCIATES (1981) LIMITED
1016-510 W HASTINGS ST
VANCOUVER BC V6B 1L8

Finalized Date: 28-JUL-2012
Account: RANSIL

Project: Keg-Group 2

CERTIFICATE OF ANALYSIS WH12159017

Sample Description	Method	WEI-21	Au-ICP21	ME-MS41	ME-MS41	ME-MS41	ME-MS41	ME-MS41	ME-MS41	ME-MS41	ME-MS41	ME-MS41	ME-MS41	ME-MS41	ME-MS41	ME-MS41
	Analyte	Recvd Wt.	Au	Ag	Al	As	Au	B	Ba	Be	Bi	Ca	Cd	Ce	Co	Cr
	Units	kg	ppm	ppm	%	ppm	ppm	ppm	ppm	ppm	ppm	%	ppm	ppm	ppm	ppm
	LOR	0.02	0.001	0.01	0.01	0.1	0.2	10	10	0.05	0.01	0.01	0.01	0.02	0.1	1
CC109936		0.29	0.003	0.14	1.36	49.5	<0.2	<10	510	0.55	0.26	0.17	0.33	23.1	8.4	24
CC109937		0.15	0.003	0.21	0.48	7.4	<0.2	<10	150	0.20	0.08	2.02	0.52	10.45	2.3	9
CC109938		0.27	0.002	1.64	1.18	25.4	<0.2	<10	230	0.68	0.51	1.17	1.99	27.3	8.2	25
CC109939		0.21	0.006	1.39	1.91	19.7	<0.2	<10	300	0.88	0.18	2.83	5.41	21.5	5.6	145
CC109940		0.21	0.007	0.86	1.31	5.4	<0.2	<10	330	0.52	0.14	2.36	3.83	22.1	6.1	73
CC109941		0.31	<0.001	0.42	0.98	12.7	<0.2	<10	360	0.38	0.19	1.43	0.79	18.65	5.7	29
CC109942		0.24	0.002	0.40	1.10	13.5	<0.2	<10	310	0.47	0.23	1.05	0.37	23.7	6.7	24
CC109943		0.33	0.005	0.91	1.58	14.1	<0.2	<10	210	0.78	0.21	0.99	2.08	21.3	9.2	38
CC109951		0.40	0.003	1.72	1.47	40.6	<0.2	<10	470	0.57	0.42	0.35	1.29	24.4	5.8	34
CC109952		0.34	0.002	1.63	1.22	24.5	<0.2	<10	450	0.52	0.26	0.33	0.44	24.3	5.7	22
CC109953		0.22	0.003	1.13	1.91	184.5	<0.2	<10	420	0.83	0.92	0.32	1.82	28.8	8.2	33
CC109954		0.26	0.003	2.25	1.47	30.8	<0.2	<10	360	0.30	0.40	0.31	1.01	18.50	2.0	22
CC109955		0.24	0.001	1.20	0.32	49.3	<0.2	<10	150	0.10	0.18	0.18	0.65	4.45	1.1	4
CC109956		0.31	0.001	3.17	0.39	9.1	<0.2	<10	100	0.08	0.72	0.02	0.12	8.98	0.8	4
CC109957		0.18	0.002	8.08	0.44	35.9	<0.2	<10	200	0.12	1.14	0.15	0.57	14.35	1.2	6
CC109958		0.35	0.005	3.32	1.62	86.7	<0.2	<10	620	0.71	0.83	0.33	0.80	28.5	3.4	32
CC109959		0.17	0.009	0.88	0.39	13.9	<0.2	<10	290	0.16	0.15	0.60	0.61	7.10	2.4	6
CC109960		0.18	<0.001	0.68	0.46	15.5	<0.2	<10	120	0.15	0.12	0.11	0.19	8.45	1.1	8
CC109961		0.33	0.002	0.52	1.20	13.2	<0.2	<10	490	0.31	0.33	0.40	0.69	25.3	3.6	24
CC109962		0.19	0.001	0.66	0.51	7.8	<0.2	<10	150	0.14	0.13	0.11	0.30	8.15	1.4	9
CC109963		0.27	0.004	0.32	1.12	15.1	<0.2	<10	490	0.38	0.23	0.24	2.41	31.0	5.8	23
CC109964		0.27	0.002	0.39	2.67	15.5	<0.2	<10	270	1.12	0.27	0.16	0.98	29.5	9.0	37
CC109965		0.27	0.026	13.85	3.61	70.0	<0.2	<10	1290	3.23	0.89	0.40	3.05	148.5	8.7	39
CC109966		0.18	0.002	0.47	1.08	16.1	<0.2	<10	280	0.21	0.32	0.20	0.49	24.9	2.9	20
CC109967		0.23	0.019	0.71	1.36	29.4	<0.2	<10	520	0.64	0.30	0.36	0.64	26.2	6.9	21
CC109968		0.32	0.003	0.74	0.95	15.4	<0.2	<10	390	0.34	0.23	0.20	0.34	14.70	2.8	16
CC109969		0.19	0.002	0.60	0.61	9.2	<0.2	<10	390	0.22	0.25	0.30	0.22	10.40	2.0	9
CC109970		0.22	0.002	0.95	1.20	27.8	<0.2	<10	920	0.66	0.40	0.86	2.19	22.7	7.3	20
CC109971		0.28	0.006	5.07	1.09	65.1	<0.2	<10	260	0.38	1.21	0.28	0.44	23.2	5.1	24
CC109972		0.27	0.004	19.55	0.62	74.8	<0.2	<10	70	0.16	7.31	0.09	0.22	10.55	2.2	7
CC109973		0.25	0.005	1.35	1.41	127.5	<0.2	<10	160	0.46	0.30	0.12	0.46	26.8	7.0	22
CC109974		0.23	0.015	38.3	1.65	457	<0.2	<10	260	0.77	3.34	0.41	1.15	45.6	7.7	20
CC109975		0.35	0.009	1.91	1.86	33.1	<0.2	<10	450	0.63	0.39	0.20	0.66	30.5	12.5	27
CC109976		0.26	0.002	0.47	0.53	13.0	<0.2	<10	140	0.20	0.10	0.07	0.18	7.71	1.9	7
CC109977		0.24	0.002	0.65	2.67	21.0	<0.2	<10	480	1.41	0.28	0.99	0.61	18.50	7.7	46
CC109978		0.32	0.024	6.65	2.89	36.9	<0.2	<10	1230	1.78	0.72	0.43	2.01	69.3	6.2	40
CC109979		0.31	0.005	0.86	2.09	62.7	<0.2	<10	430	0.67	0.41	0.22	0.63	27.9	12.0	28
CC109980		0.27	0.004	0.90	1.52	24.1	<0.2	<10	470	0.58	0.28	0.25	0.38	25.0	6.6	23
CC109981		0.26	0.003	0.76	1.35	25.9	<0.2	<10	470	0.48	0.28	0.52	0.41	25.0	5.2	23
CC109982		0.30	0.006	2.43	2.04	87.2	<0.2	<10	1850	0.89	1.47	0.32	1.04	30.2	6.6	28

***** See Appendix Page for comments regarding this certificate *****

ALS Canada Ltd.
2103 Dollarton Hwy
North Vancouver BC V7H 0A7
Phone: 604 984 0221 Fax: 604 984 0218 www.alsglobal.com

To: **SILVER RANGE RESOURCES LTD.**
C/O ARCHER, CATHRO & ASSOCIATES (1981) LIMITED
1016-510 W HASTINGS ST
VANCOUVER BC V6B 1L8

Finalized Date: 28-JUL-2012
Account: RANSIL

Project: Keg-Group 2

CERTIFICATE OF ANALYSIS WH12159017

Sample Description	Method	ME-MS41	ME-MS41	ME-MS41	ME-MS41	ME-MS41	ME-MS41	ME-MS41	ME-MS41	ME-MS41	ME-MS41	ME-MS41	ME-MS41	ME-MS41	ME-MS41	ME-MS41
	Analyte	Cs	Cu	Fe	Ga	Ge	Hf	Hg	In	K	La	Li	Mg	Mn	Mo	Na
	Units	ppm	ppm	%	ppm	ppm	ppm	ppm	ppm	%	ppm	ppm	%	ppm	ppm	%
	LOR	0.05	0.2	0.01	0.05	0.05	0.02	0.01	0.005	0.01	0.2	0.1	0.01	5	0.05	0.01
CC109936		1.75	43.0	1.98	3.81	0.05	0.03	0.05	0.026	0.05	11.1	15.2	0.42	218	1.49	0.02
CC109937		0.51	24.0	1.21	1.49	0.05	0.03	0.08	0.011	0.02	4.9	2.4	0.09	39	1.17	0.04
CC109938		1.83	37.3	1.73	3.55	0.05	0.06	0.09	0.038	0.05	12.2	12.7	0.36	191	3.60	0.03
CC109939		4.20	33.1	1.79	5.60	0.08	0.12	0.06	0.037	0.07	11.1	27.3	1.53	463	2.42	0.09
CC109940		2.10	22.8	1.08	4.17	0.08	0.08	0.08	0.025	0.08	13.1	18.3	0.82	123	0.59	0.03
CC109941		1.41	17.1	1.51	2.98	0.06	0.05	0.08	0.022	0.07	8.6	12.3	0.53	138	1.76	0.03
CC109942		1.44	17.0	1.97	3.51	<0.05	0.04	0.08	0.027	0.07	10.7	12.8	0.44	294	1.80	0.03
CC109943		3.06	42.9	1.65	5.00	0.06	0.05	0.06	0.035	0.07	9.1	19.8	1.14	676	2.37	0.05
CC109951		2.75	41.7	1.94	5.36	<0.05	<0.02	0.07	0.040	0.06	11.5	19.2	0.48	215	2.85	0.02
CC109952		2.02	31.3	1.66	4.30	<0.05	<0.02	0.11	0.029	0.04	11.8	13.9	0.32	171	1.83	0.03
CC109953		2.27	22.7	2.57	5.24	<0.05	0.03	0.07	0.091	0.05	11.6	19.6	0.49	412	1.73	0.02
CC109954		2.28	22.4	1.17	5.06	0.06	0.04	0.27	0.034	0.04	8.4	12.3	0.17	55	0.90	0.02
CC109955		0.47	8.5	0.46	1.46	<0.05	<0.02	0.05	0.007	0.02	1.9	1.4	0.03	20	0.90	0.04
CC109956		0.73	14.1	0.55	2.49	<0.05	<0.02	0.03	0.007	0.02	4.4	0.5	0.02	16	0.76	0.03
CC109957		0.92	17.4	0.64	1.93	<0.05	<0.02	0.07	0.021	0.03	6.5	2.5	0.06	25	0.36	0.04
CC109958		2.81	48.7	1.69	5.28	0.10	0.02	0.15	0.062	0.07	13.4	21.4	0.55	94	3.74	0.02
CC109959		0.51	13.3	1.31	1.49	<0.05	<0.02	0.10	0.010	0.02	3.3	1.6	0.07	112	0.80	0.04
CC109960		1.00	11.9	0.63	2.49	<0.05	<0.02	0.03	0.011	0.03	3.9	3.4	0.08	32	0.60	0.04
CC109961		2.03	24.6	1.37	5.69	<0.05	<0.02	0.10	0.028	0.04	12.3	14.9	0.34	90	1.15	0.02
CC109962		0.90	11.4	0.68	2.45	<0.05	<0.02	0.10	0.012	0.03	4.0	4.9	0.10	32	0.51	0.03
CC109963		1.51	16.2	1.90	4.14	0.05	<0.02	0.04	0.035	0.05	15.0	13.6	0.38	202	1.53	0.02
CC109964		2.86	19.0	2.58	6.16	0.05	0.15	0.07	0.039	0.04	9.7	19.7	0.53	241	1.93	0.02
CC109965		8.90	310	3.00	7.79	0.30	0.13	1.06	0.107	0.13	60.2	32.6	0.44	141	6.22	0.03
CC109966		1.46	22.6	1.36	5.31	<0.05	<0.02	0.07	0.019	0.04	11.6	12.7	0.28	75	1.26	0.03
CC109967		1.90	37.5	2.29	4.31	<0.05	0.03	0.13	0.038	0.06	12.5	14.3	0.34	197	2.76	0.03
CC109968		1.86	25.0	1.16	3.48	<0.05	0.02	0.09	0.018	0.05	7.1	11.9	0.27	80	1.78	0.03
CC109969		1.28	11.8	0.93	2.46	<0.05	<0.02	0.07	0.013	0.03	5.1	5.3	0.13	40	0.68	0.04
CC109970		1.65	43.6	1.75	3.22	0.06	0.05	0.10	0.033	0.06	11.5	13.1	0.31	239	2.09	0.03
CC109971		1.58	26.3	1.88	4.33	0.06	0.02	0.07	0.031	0.05	11.0	14.3	0.40	172	2.44	0.02
CC109972		0.76	12.0	1.02	2.88	<0.05	<0.02	0.05	0.013	0.03	5.1	3.7	0.08	73	0.85	0.04
CC109973		1.57	31.4	2.46	5.21	0.05	<0.02	0.06	0.027	0.04	13.1	12.1	0.33	229	2.08	0.03
CC109974		3.43	64.9	2.44	3.97	0.11	0.05	0.24	0.152	0.06	20.5	15.7	0.30	88	4.77	0.03
CC109975		4.04	66.7	2.52	5.23	<0.05	0.03	0.13	0.052	0.07	15.1	26.8	0.42	439	2.62	0.02
CC109976		0.95	17.6	0.89	1.99	<0.05	<0.02	0.05	0.016	0.03	3.8	3.8	0.08	57	0.90	0.04
CC109977		3.72	22.2	2.97	7.04	0.05	0.10	0.06	0.033	0.04	9.1	22.6	0.49	272	2.06	0.03
CC109978		6.81	151.0	1.74	8.27	0.14	0.04	0.54	0.092	0.11	35.9	26.1	0.42	135	1.33	0.01
CC109979		1.98	33.6	2.63	4.77	0.05	0.09	0.08	0.045	0.06	13.3	21.8	0.40	352	2.19	0.01
CC109980		1.94	34.8	2.05	4.66	0.06	0.02	0.11	0.029	0.06	13.3	14.7	0.39	258	2.53	0.01
CC109981		2.00	32.5	1.89	4.63	0.06	0.03	0.08	0.029	0.06	13.4	16.1	0.44	191	2.60	0.01
CC109982		4.37	72.4	4.04	6.11	0.08	0.05	0.15	0.070	0.10	16.4	16.4	0.40	155	5.25	0.01

***** See Appendix Page for comments regarding this certificate *****

ALS Canada Ltd.
2103 Dollarton Hwy
North Vancouver BC V7H 0A7
Phone: 604 984 0221 Fax: 604 984 0218 www.alsglobal.com

To: **SILVER RANGE RESOURCES LTD.**
C/O ARCHER, CATHRO & ASSOCIATES (1981) LIMITED
1016-510 W HASTINGS ST
VANCOUVER BC V6B 1L8

Finalized Date: 28-JUL-2012
Account: RANSIL

Project: Keg-Group 2

CERTIFICATE OF ANALYSIS WH12159017

Sample Description	Method	ME-MS41	ME-MS41	ME-MS41	ME-MS41	ME-MS41	ME-MS41	ME-MS41	ME-MS41	ME-MS41	ME-MS41	ME-MS41	ME-MS41	ME-MS41	ME-MS41	ME-MS41
	Analyte	Nb	Ni	P	Pb	Rb	Re	S	Sb	Sc	Se	Sn	Sr	Ta	Te	Th
	Units	ppm	ppm	ppm	ppm	ppm	ppm	%	ppm	ppm	ppm	ppm	ppm	ppm	ppm	ppm
	LOR	0.05	0.2	10	0.2	0.1	0.001	0.01	0.05	0.1	0.2	0.2	0.2	0.01	0.01	0.2
CC109936		0.70	28.3	700	20.3	8.8	0.001	0.01	3.87	2.9	0.5	1.1	20.3	<0.01	0.04	3.3
CC109937		0.30	8.6	910	4.7	2.3	0.009	0.17	4.58	0.9	15.7	0.3	64.9	<0.01	0.02	0.5
CC109938		0.69	26.9	900	157.5	14.5	0.004	0.05	8.49	2.7	5.4	1.3	53.5	<0.01	0.01	2.2
CC109939		0.82	40.2	5830	15.3	16.3	0.001	0.02	3.64	4.4	2.3	0.9	155.0	<0.01	0.04	3.8
CC109940		0.96	27.7	4910	13.7	16.1	0.004	0.10	2.03	3.8	6.5	0.6	110.5	0.01	0.03	2.2
CC109941		0.52	21.6	1520	12.3	13.7	0.005	0.07	1.66	2.4	4.6	0.6	52.8	<0.01	0.03	2.1
CC109942		0.77	20.1	860	13.0	23.0	0.006	0.06	1.60	2.5	4.0	0.6	34.4	<0.01	<0.01	1.9
CC109943		0.51	39.2	1980	16.0	18.0	0.002	0.04	1.53	3.2	3.7	0.5	39.1	<0.01	0.07	2.0
CC109951		0.61	28.7	1150	66.9	10.9	0.001	0.03	4.79	2.3	2.3	1.9	30.1	<0.01	0.05	0.9
CC109952		0.57	19.4	840	34.5	9.6	0.003	0.02	2.78	2.6	2.0	1.1	24.4	<0.01	0.03	1.0
CC109953		0.84	40.5	840	431	11.1	0.002	0.01	5.75	2.9	1.1	1.9	28.5	<0.01	0.10	2.7
CC109954		0.57	14.6	1370	122.5	8.3	0.004	0.10	5.56	2.0	11.9	1.1	23.0	<0.01	<0.01	1.1
CC109955		0.23	4.2	610	141.5	2.0	0.003	0.04	1.58	0.4	4.7	0.3	13.6	<0.01	<0.01	<0.2
CC109956		0.30	2.4	210	55.6	2.3	0.001	0.01	1.41	0.3	1.3	1.3	7.8	<0.01	0.07	<0.2
CC109957		0.29	6.2	640	415	4.6	0.002	0.05	3.57	1.0	9.2	1.5	13.5	<0.01	<0.01	0.4
CC109958		0.74	24.0	1020	277	14.0	0.002	0.04	13.45	4.7	17.4	2.7	31.7	<0.01	0.10	4.0
CC109959		0.24	7.7	930	53.5	2.3	0.009	0.10	1.75	0.4	2.2	0.4	33.6	<0.01	<0.01	<0.2
CC109960		0.24	4.4	470	13.0	5.0	0.001	0.02	0.99	0.2	0.9	0.6	11.5	<0.01	<0.01	<0.2
CC109961		0.89	18.1	790	24.2	8.9	0.002	0.02	1.51	2.3	2.0	1.0	27.3	<0.01	0.03	1.5
CC109962		0.29	6.2	600	39.1	4.3	0.003	0.04	0.90	0.3	1.7	0.4	10.1	<0.01	<0.01	<0.2
CC109963		1.06	17.7	610	15.3	15.2	0.001	<0.01	1.50	2.9	1.5	0.7	18.6	0.01	0.02	3.2
CC109964		1.73	34.7	520	31.5	9.1	0.001	0.01	1.56	4.3	0.9	0.8	15.6	0.02	0.05	6.3
CC109965		0.76	107.5	1810	128.5	26.9	0.008	0.14	10.00	12.5	17.9	2.5	42.8	<0.01	0.10	4.0
CC109966		0.86	13.2	580	21.6	8.8	0.002	0.01	1.13	2.2	1.8	0.9	18.7	<0.01	0.03	1.8
CC109967		0.82	24.9	850	28.7	12.6	0.002	0.03	3.23	3.4	2.2	1.0	28.5	<0.01	0.05	3.0
CC109968		0.46	16.0	840	15.0	8.6	0.003	0.02	2.72	1.7	1.2	1.0	21.8	<0.01	<0.01	1.1
CC109969		0.35	8.7	530	15.7	5.4	0.002	0.04	1.65	1.0	1.5	1.3	23.3	<0.01	0.01	0.4
CC109970		0.67	29.5	760	53.5	8.9	0.008	0.06	6.50	2.9	6.1	1.6	43.5	<0.01	0.03	2.4
CC109971		0.74	24.2	1240	341	8.9	0.001	0.01	7.26	2.3	2.5	1.8	27.9	<0.01	0.08	2.3
CC109972		0.37	5.1	520	644	4.4	0.001	0.01	10.95	0.5	4.0	4.1	12.9	<0.01	0.36	<0.2
CC109973		1.13	20.5	540	74.1	10.8	0.001	0.01	3.30	2.2	1.1	0.9	16.7	<0.01	0.04	2.2
CC109974		0.54	40.1	1700	3840	12.1	0.005	0.08	40.3	2.8	16.0	11.8	31.0	<0.01	0.40	1.8
CC109975		0.69	35.2	1120	55.3	14.3	0.002	0.03	4.95	2.2	2.3	1.2	24.2	<0.01	0.03	1.3
CC109976		0.18	7.6	460	12.4	4.9	0.001	0.02	1.26	0.2	0.7	0.6	9.9	<0.01	<0.01	<0.2
CC109977		1.49	43.5	580	22.3	10.6	0.001	0.03	2.33	5.0	0.9	0.8	51.1	0.01	0.02	3.9
CC109978		0.84	55.3	1730	74.6	18.7	0.007	0.09	4.75	5.2	8.3	1.8	41.1	<0.01	0.07	1.8
CC109979		1.11	32.0	1080	49.3	13.5	0.001	<0.01	4.64	3.3	1.2	1.0	26.4	<0.01	0.06	4.6
CC109980		0.74	20.9	970	22.0	11.1	0.002	0.01	3.39	2.7	1.8	1.0	23.4	<0.01	0.04	1.6
CC109981		0.87	21.6	1060	19.3	10.3	0.002	0.01	3.87	2.8	2.3	1.0	33.4	<0.01	0.04	2.5
CC109982		0.87	40.9	1290	107.5	17.6	0.003	0.05	11.70	5.2	7.3	7.5	39.3	<0.01	0.11	3.6

***** See Appendix Page for comments regarding this certificate *****

ALS Canada Ltd.
2103 Dollarton Hwy
North Vancouver BC V7H 0A7
Phone: 604 984 0221 Fax: 604 984 0218 www.alsglobal.com

To: **SILVER RANGE RESOURCES LTD.**
C/O ARCHER, CATHRO & ASSOCIATES (1981) LIMITED
1016-510 W HASTINGS ST
VANCOUVER BC V6B 1L8

Finalized Date: 28-JUL-2012
Account: RANSIL

Project: Keg-Group 2

CERTIFICATE OF ANALYSIS WH12159017

Sample Description	Method	ME-MS41	ME-MS41	ME-MS41	ME-MS41	ME-MS41	ME-MS41	ME-MS41	ME-MS41
	Analyte	Ti	Tl	U	V	W	Y	Zn	Zr
	Units	%	ppm	ppm	ppm	ppm	ppm	ppm	ppm
	LOR	0.005	0.02	0.05	1	0.05	0.05	2	0.5
CC109936		0.031	0.20	0.90	50	0.23	5.85	102	1.4
CC109937		0.020	0.10	1.42	21	0.09	3.45	27	1.4
CC109938		0.022	0.28	2.46	60	0.26	10.90	256	2.0
CC109939		0.048	0.79	1.43	85	0.42	18.10	150	4.5
CC109940		0.036	0.58	4.98	71	0.30	13.05	163	3.3
CC109941		0.024	0.26	1.28	47	0.16	6.76	95	1.7
CC109942		0.032	0.23	1.00	44	0.36	6.72	62	1.3
CC109943		0.036	0.40	1.20	51	0.19	9.94	129	2.0
CC109951		0.025	0.35	1.35	65	0.24	6.85	138	<0.5
CC109952		0.022	0.29	1.58	44	0.29	7.55	82	<0.5
CC109953		0.023	0.20	1.11	90	0.43	6.82	431	1.1
CC109954		0.013	0.42	1.66	32	0.15	4.19	143	1.0
CC109955		0.016	0.09	0.40	12	0.07	1.49	30	<0.5
CC109956		0.022	0.07	0.26	19	0.12	1.13	13	<0.5
CC109957		0.019	0.18	0.88	12	0.09	4.54	53	<0.5
CC109958		0.018	0.44	1.91	79	0.29	11.45	206	1.1
CC109959		0.017	0.09	0.67	17	0.08	2.84	27	<0.5
CC109960		0.017	0.11	0.37	18	0.08	1.55	18	<0.5
CC109961		0.028	0.26	0.95	48	0.25	5.50	80	<0.5
CC109962		0.016	0.11	0.56	15	0.08	1.96	27	<0.5
CC109963		0.043	0.15	0.93	44	0.44	6.06	258	0.5
CC109964		0.046	0.20	1.54	138	0.41	8.09	87	5.3
CC109965		0.011	1.32	16.10	82	0.44	70.4	368	3.6
CC109966		0.029	0.19	0.84	43	0.24	4.87	59	<0.5
CC109967		0.023	0.22	1.80	52	0.25	8.32	107	1.2
CC109968		0.018	0.24	0.82	38	0.18	4.19	65	0.5
CC109969		0.021	0.13	0.52	24	0.07	2.81	37	<0.5
CC109970		0.021	0.29	3.39	40	0.26	10.60	99	1.7
CC109971		0.032	0.21	1.00	54	0.31	6.84	153	0.8
CC109972		0.028	0.07	0.38	26	0.11	1.79	40	<0.5
CC109973		0.038	0.18	0.92	49	0.32	5.22	126	0.6
CC109974		0.018	0.49	3.58	45	0.29	15.85	397	1.4
CC109975		0.022	0.34	2.13	57	0.31	7.76	169	0.6
CC109976		0.015	0.10	0.64	22	0.12	1.77	27	<0.5
CC109977		0.032	0.27	1.79	201	0.41	11.80	85	3.7
CC109978		0.013	0.68	6.65	65	0.28	32.1	211	1.2
CC109979		0.023	0.25	1.04	77	0.31	6.52	148	3.3
CC109980		0.020	0.26	1.34	53	0.22	7.36	100	0.6
CC109981		0.028	0.26	1.11	54	0.19	7.03	102	0.8
CC109982		0.014	0.39	2.04	72	0.30	13.85	147	1.5

***** See Appendix Page for comments regarding this certificate *****

ALS Canada Ltd.
2103 Dollarton Hwy
North Vancouver BC V7H 0A7
Phone: 604 984 0221 Fax: 604 984 0218 www.alsglobal.com

To: **SILVER RANGE RESOURCES LTD.**
C/O ARCHER, CATHRO & ASSOCIATES (1981) LIMITED
1016-510 W HASTINGS ST
VANCOUVER BC V6B 1L8

Finalized Date: 28-JUL-2012
Account: RANSIL

Project: Keg-Group 2

CERTIFICATE OF ANALYSIS WH12159017

Sample Description	Method	WEI-21	Au-ICP21	ME-MS41	ME-MS41	ME-MS41	ME-MS41	ME-MS41	ME-MS41	ME-MS41	ME-MS41	ME-MS41	ME-MS41	ME-MS41	ME-MS41	ME-MS41
	Analyte	Recvd Wt.	Au	Ag	Al	As	Au	B	Ba	Be	Bi	Ca	Cd	Ce	Co	Cr
	Units	kg	ppm	ppm	%	ppm	ppm	ppm	ppm	ppm	ppm	%	ppm	ppm	ppm	ppm
	LOR	0.02	0.001	0.01	0.01	0.1	0.2	10	10	0.05	0.01	0.01	0.01	0.02	0.1	1
CC109983		0.23	0.002	0.53	1.20	32.9	<0.2	<10	390	0.42	0.32	0.31	0.43	19.05	4.9	22
CC109984		0.31	0.002	0.46	1.12	36.7	<0.2	<10	230	0.44	0.22	0.46	1.25	22.8	5.2	21
CC109985		0.25	0.004	0.73	1.27	22.9	<0.2	<10	510	0.48	0.35	0.28	1.30	28.1	5.3	24
CC109986		0.30	0.003	0.50	1.23	41.1	<0.2	<10	530	0.44	0.46	0.18	1.53	25.4	3.8	23
CC109987		0.32	0.004	0.13	0.83	18.9	<0.2	<10	190	0.14	0.35	0.08	0.23	22.5	2.2	15
CC109988		0.28	0.005	1.05	1.41	32.9	<0.2	<10	550	0.56	0.38	0.21	0.50	19.90	7.1	20
CC109989		0.23	0.004	0.64	1.71	37.5	<0.2	<10	630	0.54	0.34	0.30	0.65	24.2	5.9	30
CC109990		0.34	0.003	0.28	1.37	24.3	<0.2	<10	370	0.40	0.25	0.19	0.33	27.0	4.9	20
CC109991		0.27	0.002	0.92	0.74	19.8	<0.2	<10	220	0.21	0.21	0.05	0.41	23.2	2.1	10
CC109992		0.33	0.007	1.85	1.81	32.5	<0.2	<10	1110	0.58	0.40	0.26	0.69	31.0	4.2	25
CC109993		0.19	0.001	0.32	1.83	15.1	<0.2	<10	320	0.68	0.24	1.15	2.05	30.6	11.6	25
CC109994		0.26	0.002	1.25	0.78	16.9	<0.2	<10	330	0.28	0.18	0.47	1.29	14.60	1.7	12
CC109995		0.26	0.013	2.66	2.15	50.0	<0.2	<10	760	0.68	0.55	0.31	0.80	45.2	9.1	28
CC109996		0.23	0.001	0.57	0.77	27.2	<0.2	<10	100	0.19	0.22	0.07	0.15	9.31	3.3	10
CC109997		0.22	0.002	0.24	1.35	21.9	<0.2	<10	260	0.22	0.29	0.08	0.20	21.3	3.8	21
CC109998		0.16	0.005	1.27	1.57	21.7	<0.2	<10	410	0.49	0.35	0.09	0.85	22.2	3.6	24
CC109999		0.30	0.004	0.51	1.09	37.5	<0.2	<10	740	0.64	0.27	0.42	1.13	35.6	9.6	24
CC110000		0.24	0.006	0.39	1.78	28.7	<0.2	<10	360	0.62	0.29	0.17	0.46	27.1	8.2	26

***** See Appendix Page for comments regarding this certificate *****

ALS Canada Ltd.
2103 Dollarton Hwy
North Vancouver BC V7H 0A7
Phone: 604 984 0221 Fax: 604 984 0218 www.alsglobal.com

To: **SILVER RANGE RESOURCES LTD.**
C/O ARCHER, CATHRO & ASSOCIATES (1981) LIMITED
1016-510 W HASTINGS ST
VANCOUVER BC V6B 1L8

Finalized Date: 28-JUL-2012
Account: RANSIL

Project: Keg-Group 2

CERTIFICATE OF ANALYSIS WH12159017

Sample Description	Method	ME-MS41	ME-MS41	ME-MS41	ME-MS41	ME-MS41	ME-MS41	ME-MS41	ME-MS41	ME-MS41	ME-MS41	ME-MS41	ME-MS41	ME-MS41	ME-MS41	ME-MS41
	Analyte	Cs	Cu	Fe	Ga	Ge	Hf	Hg	In	K	La	Li	Mg	Mn	Mo	Na
	Units	ppm	ppm	%	ppm	ppm	ppm	ppm	ppm	%	ppm	ppm	%	ppm	ppm	%
	LOR	0.05	0.2	0.01	0.05	0.05	0.02	0.01	0.005	0.01	0.2	0.1	0.01	5	0.05	0.01
CC109983		1.60	30.1	1.90	4.17	0.05	<0.02	0.06	0.027	0.06	9.6	11.8	0.43	184	2.75	0.02
CC109984		1.59	29.8	1.81	4.48	0.05	<0.02	0.07	0.022	0.04	12.6	8.6	0.29	174	3.36	0.01
CC109985		1.99	35.6	1.52	3.89	0.07	0.04	0.08	0.029	0.06	14.8	13.9	0.41	99	1.38	0.01
CC109986		1.78	33.6	1.81	5.06	0.05	<0.02	0.06	0.032	0.05	12.9	10.2	0.26	112	2.64	<0.01
CC109987		1.72	12.8	1.20	6.14	<0.05	<0.02	0.03	0.012	0.04	11.5	5.7	0.25	80	1.81	<0.01
CC109988		3.81	71.9	2.11	4.26	0.05	0.03	0.17	0.037	0.08	10.2	10.9	0.25	257	2.84	0.02
CC109989		2.53	37.8	2.34	5.76	0.05	<0.02	0.09	0.039	0.09	13.2	16.7	0.57	222	4.46	0.01
CC109990		1.72	20.7	2.09	5.27	0.05	<0.02	0.03	0.026	0.05	14.3	13.8	0.30	135	2.24	0.01
CC109991		1.06	30.0	1.15	4.75	<0.05	0.02	0.04	0.015	0.03	12.3	2.6	0.08	67	1.13	0.01
CC109992		3.79	46.3	1.77	5.29	0.06	<0.02	0.13	0.048	0.08	17.5	12.9	0.34	78	2.07	0.01
CC109993		1.93	16.6	3.44	6.08	0.05	0.02	0.02	0.028	0.03	13.9	6.5	0.21	801	0.85	0.01
CC109994		1.20	30.5	1.04	3.63	<0.05	<0.02	0.03	0.018	0.04	8.5	4.3	0.12	86	0.92	0.02
CC109995		5.66	65.1	2.65	6.11	0.08	0.03	0.22	0.092	0.11	24.5	22.6	0.39	178	3.02	0.01
CC109996		1.30	12.4	1.22	3.21	<0.05	<0.02	0.04	0.015	0.03	4.8	5.1	0.12	162	1.12	0.02
CC109997		1.68	15.0	3.19	8.20	<0.05	<0.02	0.03	0.023	0.05	11.4	9.8	0.26	132	2.05	0.01
CC109998		4.11	50.7	1.83	6.24	0.05	<0.02	0.12	0.037	0.06	11.7	6.4	0.16	75	2.05	0.01
CC109999		1.52	45.9	2.26	3.97	0.08	0.06	0.11	0.034	0.08	18.9	14.9	0.54	381	4.13	0.01
CC110000		2.32	38.7	2.56	4.76	0.06	0.06	0.06	0.033	0.07	13.6	16.0	0.43	230	2.30	0.01

***** See Appendix Page for comments regarding this certificate *****

ALS Canada Ltd.
2103 Dollarton Hwy
North Vancouver BC V7H 0A7
Phone: 604 984 0221 Fax: 604 984 0218 www.alsglobal.com

To: **SILVER RANGE RESOURCES LTD.**
C/O ARCHER, CATHRO & ASSOCIATES (1981) LIMITED
1016-510 W HASTINGS ST
VANCOUVER BC V6B 1L8

Finalized Date: 28-JUL-2012
Account: RANSIL

Project: Keg-Group 2

CERTIFICATE OF ANALYSIS WH12159017

Sample Description	Method	ME-MS41	ME-MS41	ME-MS41	ME-MS41	ME-MS41	ME-MS41	ME-MS41	ME-MS41	ME-MS41	ME-MS41	ME-MS41	ME-MS41	ME-MS41	ME-MS41	ME-MS41
	Analyte	Nb	Ni	P	Pb	Rb	Re	S	Sb	Sc	Se	Sn	Sr	Ta	Te	Th
	Units	ppm	ppm	ppm	ppm	ppm	ppm	%	ppm	ppm	ppm	ppm	ppm	ppm	ppm	ppm
	LOR	0.05	0.2	10	0.2	0.1	0.001	0.01	0.05	0.1	0.2	0.2	0.2	0.01	0.01	0.2
CC109983		0.64	18.7	790	29.1	8.6	0.001	<0.01	6.18	2.3	1.0	1.5	28.1	<0.01	0.05	1.4
CC109984		0.88	15.5	800	16.1	8.2	0.001	0.03	3.45	1.7	3.2	0.7	28.0	<0.01	0.05	0.9
CC109985		0.99	21.3	850	39.8	9.3	0.002	0.03	4.71	3.1	3.9	1.6	28.6	<0.01	0.03	2.7
CC109986		0.77	16.1	570	42.2	9.4	0.001	<0.01	4.61	1.3	2.2	2.8	16.8	<0.01	0.06	0.5
CC109987		0.78	7.9	330	12.0	9.8	0.001	<0.01	1.58	1.2	0.6	1.1	11.2	<0.01	0.03	0.5
CC109988		0.45	34.5	780	29.2	14.8	0.001	0.02	5.54	2.7	1.7	1.3	24.0	<0.01	0.06	0.8
CC109989		0.65	28.9	1040	34.4	14.6	0.002	0.01	7.81	2.7	1.5	1.7	31.6	<0.01	0.07	1.2
CC109990		1.24	16.0	500	22.4	10.6	0.001	<0.01	2.41	2.3	0.7	0.8	19.8	<0.01	0.04	2.3
CC109991		0.34	6.4	410	20.0	6.2	<0.001	0.01	1.22	0.4	0.5	0.7	9.1	<0.01	0.05	<0.2
CC109992		0.61	24.9	1440	53.0	16.1	0.002	0.06	4.62	1.3	4.0	1.4	29.1	<0.01	0.06	0.3
CC109993		1.24	33.0	520	15.5	10.9	<0.001	0.02	0.90	2.3	0.4	0.8	24.6	0.01	0.02	0.8
CC109994		0.48	8.7	390	27.5	9.6	<0.001	0.01	2.16	0.8	1.0	0.8	15.4	<0.01	0.04	<0.2
CC109995		0.60	52.4	1410	75.7	22.9	0.003	0.06	8.22	3.0	4.1	2.3	55.6	<0.01	0.11	1.4
CC109996		0.38	7.4	660	20.0	4.7	<0.001	0.01	2.05	0.3	0.9	0.4	10.1	<0.01	0.02	<0.2
CC109997		1.63	9.0	430	19.0	13.0	<0.001	<0.01	2.16	1.7	0.5	0.7	12.8	<0.01	0.06	1.1
CC109998		0.34	16.0	1470	35.5	14.7	0.001	0.03	2.47	0.2	2.7	1.9	17.6	<0.01	0.05	<0.2
CC109999		0.76	32.2	1340	40.3	9.0	0.001	<0.01	9.86	4.3	1.6	1.7	40.2	<0.01	0.07	4.8
CC110000		1.26	26.7	820	18.7	12.0	0.001	<0.01	3.67	3.2	1.4	0.9	18.4	<0.01	0.05	4.2

***** See Appendix Page for comments regarding this certificate *****

ALS Canada Ltd.
2103 Dollarton Hwy
North Vancouver BC V7H 0A7
Phone: 604 984 0221 Fax: 604 984 0218 www.alsglobal.com

To: **SILVER RANGE RESOURCES LTD.**
C/O ARCHER, CATHRO & ASSOCIATES (1981) LIMITED
1016-510 W HASTINGS ST
VANCOUVER BC V6B 1L8

Finalized Date: 28-JUL-2012
Account: RANSIL

Project: Keg-Group 2

CERTIFICATE OF ANALYSIS WH12159017

Sample Description	Method	ME-MS41	ME-MS41	ME-MS41	ME-MS41	ME-MS41	ME-MS41	ME-MS41	ME-MS41
	Analyte	Ti	Tl	U	V	W	Y	Zn	Zr
	Units	%	ppm	ppm	ppm	ppm	ppm	ppm	ppm
	LOR	0.005	0.02	0.05	1	0.05	0.05	2	0.5
CC109983		0.028	0.21	1.02	55	0.22	5.42	98	<0.5
CC109984		0.030	0.16	1.12	43	0.21	5.25	102	<0.5
CC109985		0.031	0.23	1.56	44	0.21	10.55	147	1.4
CC109986		0.022	0.22	1.07	47	0.38	5.87	79	<0.5
CC109987		0.040	0.18	0.43	47	0.37	2.82	35	<0.5
CC109988		0.018	0.32	1.44	51	0.23	9.62	150	<0.5
CC109989		0.021	0.32	1.13	77	0.28	7.15	141	<0.5
CC109990		0.032	0.19	0.78	49	0.26	4.75	69	<0.5
CC109991		0.028	0.14	0.98	39	0.19	3.61	27	<0.5
CC109992		0.016	0.39	2.13	56	0.31	9.22	119	<0.5
CC109993		0.035	0.15	0.54	63	0.37	11.00	301	0.5
CC109994		0.026	0.13	0.82	36	0.19	5.20	49	<0.5
CC109995		0.013	0.53	2.20	66	0.52	10.25	225	0.9
CC109996		0.021	0.09	0.49	29	0.14	1.88	44	<0.5
CC109997		0.051	0.15	0.44	77	0.37	2.38	47	<0.5
CC109998		0.008	0.31	1.62	51	0.19	4.97	47	<0.5
CC109999		0.041	0.26	1.45	65	0.23	14.45	148	3.5
CC110000		0.034	0.26	1.11	58	0.33	6.38	104	2.3

***** See Appendix Page for comments regarding this certificate *****

ALS Canada Ltd.
2103 Dollarton Hwy
North Vancouver BC V7H 0A7
Phone: 604 984 0221 Fax: 604 984 0218 www.alsglobal.com

To: **SILVER RANGE RESOURCES LTD.**
C/O ARCHER, CATHRO & ASSOCIATES (1981) LIMITED
1016-510 W HASTINGS ST
VANCOUVER BC V6B 1L8

Finalized Date: 28-JUL-2012
Account: RANSIL

Project: Keg-Group 2

CERTIFICATE OF ANALYSIS WH12159017

Method	CERTIFICATE COMMENTS
ME-MS41	Interference: Ca>10% on ICP-MS As, ICP-AES results shown.
ME-MS41	Gold determinations by this method are semi-quantitative due to the small sample weight used (0.5g).

ALS Canada Ltd.

2103 Dollarton Hwy
North Vancouver BC V7H 0A7
Phone: 604 984 0221 Fax: 604 984 0218 www.alsglobal.com

To: **SILVER RANGE RESOURCES LTD.**
C/O ARCHER, CATHRO & ASSOCIATES (1981) LIMITED
1016-510 W HASTINGS ST
VANCOUVER BC V6B 1L8

Finalized Date: 26-JUL-2012
Account: RANSIL

CERTIFICATE WH12159018

Project: Keg-Group 2

P.O. No.:

This report is for 143 Soil samples submitted to our lab in Whitehorse, YT, Canada on 12-JUL-2012.

The following have access to data associated with this certificate:

MATT DUMALA	JOAN MARIACHER	

SAMPLE PREPARATION

ALS CODE	DESCRIPTION
WEI-21	Received Sample Weight
LOG-22	Sample login - Rcd w/o BarCode
SCR-41	Screen to -180um and save both

ANALYTICAL PROCEDURES

ALS CODE	DESCRIPTION	INSTRUMENT
Au-ICP21	Au 30g FA ICP-AES Finish	ICP-AES
ME-MS41	51 anal. aqua regia ICPMS	

To: **SILVER RANGE RESOURCES LTD.**
ATTN: JOAN MARIACHER
C/O ARCHER, CATHRO & ASSOCIATES (1981) LIMITED
1016-510 W HASTINGS ST
VANCOUVER BC V6B 1L8

This is the Final Report and supersedes any preliminary report with this certificate number. Results apply to samples as submitted. All pages of this report have been checked and approved for release.

***** See Appendix Page for comments regarding this certificate *****

Signature:

Colin Ramshaw, Vancouver Laboratory Manager

ALS Canada Ltd.
2103 Dollarton Hwy
North Vancouver BC V7H 0A7
Phone: 604 984 0221 Fax: 604 984 0218 www.alsglobal.com

To: **SILVER RANGE RESOURCES LTD.**
C/O ARCHER, CATHRO & ASSOCIATES (1981) LIMITED
1016-510 W HASTINGS ST
VANCOUVER BC V6B 1L8

Finalized Date: 26-JUL-2012
Account: RANSIL

Project: Keg-Group 2

CERTIFICATE OF ANALYSIS WH12159018

Sample Description	Method	WEI-21	Au-ICP21	ME-MS41	ME-MS41	ME-MS41	ME-MS41	ME-MS41	ME-MS41	ME-MS41	ME-MS41	ME-MS41	ME-MS41	ME-MS41	ME-MS41	ME-MS41
	Analyte	Recvd Wt.	Au	Ag	Al	As	Au	B	Ba	Be	Bi	Ca	Cd	Ce	Co	Cr
	Units	kg	ppm	ppm	%	ppm	ppm	ppm	ppm	ppm	ppm	%	ppm	ppm	ppm	ppm
	LOR	0.02	0.001	0.01	0.01	0.1	0.2	10	10	0.05	0.01	0.01	0.01	0.02	0.1	1
CC109700		0.39	0.004	1.24	1.79	61.5	<0.2	<10	510	0.96	0.43	3.05	0.77	28.5	7.9	30
CC109701		0.24	0.001	1.20	0.82	12.2	<0.2	<10	260	0.20	0.20	0.20	0.25	13.45	2.5	11
CC109702		0.47	0.005	2.04	1.58	33.1	<0.2	<10	520	0.59	0.92	0.31	0.40	34.1	8.0	27
CC109703		0.37	0.003	1.00	1.58	28.8	<0.2	<10	530	0.76	0.48	0.20	1.09	30.1	7.7	25
CC109704		0.47	0.010	5.20	1.42	68.9	<0.2	<10	570	0.67	1.49	0.44	1.25	27.8	8.1	29
CC109705		0.39	0.005	6.24	1.23	112.0	<0.2	<10	430	0.54	4.72	0.49	0.61	27.7	7.8	25
CC109706		0.39	0.003	1.06	1.27	60.6	<0.2	<10	330	0.39	0.66	0.36	0.62	22.9	4.8	25
CC109707		0.14	0.008	1.88	0.78	24.7	<0.2	<10	190	0.28	0.19	1.55	1.00	16.20	3.6	12
CC109708		0.19	0.004	0.83	1.41	28.3	<0.2	<10	280	0.60	0.26	1.55	1.73	23.4	7.1	70
CC109709		0.20	0.002	0.88	1.11	12.5	<0.2	<10	240	0.38	0.16	1.72	0.59	16.55	5.3	60
CC109710		0.20	0.003	0.52	0.96	11.9	<0.2	<10	260	0.36	0.15	1.22	1.46	16.55	6.3	34
CC109711		0.17	0.002	0.59	1.12	23.2	<0.2	<10	250	0.29	0.18	1.36	0.50	14.30	6.9	43
CC109712		0.41	0.004	0.52	1.31	37.6	<0.2	<10	480	0.52	0.29	0.49	0.61	22.3	8.6	30
CC109713		0.17	0.004	3.82	0.81	31.8	<0.2	<10	180	0.35	0.19	1.22	1.41	15.85	6.6	15
CC109714		0.27	0.003	2.39	1.46	70.6	<0.2	<10	470	0.71	0.82	0.72	2.61	25.5	7.3	41
CC109715		0.29	0.003	1.87	1.21	42.1	<0.2	<10	440	0.55	0.70	0.58	1.28	25.4	5.5	29
CC109716		0.35	0.004	10.35	0.77	232	<0.2	<10	390	0.31	8.98	0.39	1.02	17.20	4.8	19
CC109717		0.17	0.001	0.96	0.26	8.5	<0.2	<10	70	0.08	0.29	0.12	0.82	3.36	0.3	2
CC109718		0.28	0.008	3.73	0.76	72.1	<0.2	<10	580	0.43	1.04	0.22	5.90	17.30	1.8	14
CC109719		0.34	0.003	0.46	0.86	27.1	<0.2	<10	580	0.47	0.45	0.31	0.54	30.0	6.5	19
CC109720		0.32	0.003	0.98	1.49	22.4	<0.2	<10	610	0.63	0.38	0.30	0.57	33.0	7.0	25
CC109721		0.32	0.003	3.18	1.42	52.7	<0.2	<10	700	0.59	1.18	0.53	0.60	29.3	7.5	26
CC109722		0.20	0.004	1.41	0.80	7.0	<0.2	<10	210	0.13	0.21	0.19	0.28	15.00	1.8	12
CC109723		0.43	0.003	3.88	1.76	44.2	<0.2	<10	530	0.90	0.44	0.32	1.32	28.7	6.7	31
CC109724		0.28	0.002	0.83	0.86	46.7	<0.2	<10	430	0.50	0.37	0.33	0.83	25.6	5.2	19
CC109725		0.46	0.002	0.29	1.70	4.6	<0.2	<10	220	1.27	0.13	0.54	0.16	30.4	3.7	109
CC109726		0.46	0.003	0.94	1.11	47.8	<0.2	<10	450	0.54	0.44	0.64	1.24	26.0	7.2	23
CC109727		0.31	0.001	0.90	2.78	18.0	<0.2	<10	800	1.36	0.24	1.04	1.23	22.9	7.3	77
CC109728		0.48	0.003	1.98	1.71	35.3	<0.2	<10	510	0.64	0.38	0.40	0.64	32.5	9.9	33
CC109729		0.27	0.002	2.61	1.26	27.2	<0.2	<10	590	0.54	0.37	0.46	1.89	28.7	3.9	25
CC109730		0.32	0.003	0.79	1.28	26.2	<0.2	<10	280	0.26	0.29	0.31	0.45	25.4	4.5	23
CC109731		0.48	0.007	9.69	1.83	103.0	<0.2	<10	610	0.67	1.10	0.41	0.89	30.0	9.2	34
CC109732		0.33	0.003	7.71	1.58	76.2	<0.2	<10	540	0.63	2.55	0.35	0.76	27.7	7.6	29
CC109733		0.33	0.005	0.64	1.25	23.0	<0.2	<10	510	0.54	0.39	0.38	0.73	33.5	5.8	22
CC109734		0.45	0.003	1.11	1.14	34.8	<0.2	<10	410	0.48	0.44	0.26	0.96	27.6	5.4	21
CC109735		0.17	0.002	2.21	0.35	86.1	<0.2	<10	200	0.18	0.89	0.13	3.89	7.14	0.9	3
CC109736		0.16	0.003	2.24	1.19	48.1	<0.2	<10	270	0.47	0.40	0.38	4.20	17.70	4.8	27
CC109737		0.27	0.003	2.38	1.26	46.9	<0.2	<10	350	0.47	0.56	0.61	2.57	26.6	5.5	28
CC109738		0.07	0.003	4.51	1.40	119.5	<0.2	<10	420	0.58	0.72	0.72	5.55	27.7	5.2	30
CC109739		0.31	0.003	3.18	0.82	63.4	<0.2	<10	210	0.34	0.28	0.51	1.00	13.80	3.3	22

***** See Appendix Page for comments regarding this certificate *****

ALS Canada Ltd.
2103 Dollarton Hwy
North Vancouver BC V7H 0A7
Phone: 604 984 0221 Fax: 604 984 0218 www.alsglobal.com

To: **SILVER RANGE RESOURCES LTD.**
C/O ARCHER, CATHRO & ASSOCIATES (1981) LIMITED
1016-510 W HASTINGS ST
VANCOUVER BC V6B 1L8

Finalized Date: 26-JUL-2012
Account: RANSIL

Project: Keg-Group 2

CERTIFICATE OF ANALYSIS WH12159018

Sample Description	Method	ME-MS41	ME-MS41	ME-MS41	ME-MS41	ME-MS41	ME-MS41	ME-MS41	ME-MS41	ME-MS41	ME-MS41	ME-MS41	ME-MS41	ME-MS41	ME-MS41	ME-MS41
	Analyte	Cs	Cu	Fe	Ga	Ge	Hf	Hg	In	K	La	Li	Mg	Mn	Mo	Na
	Units	ppm	ppm	%	ppm	ppm	ppm	ppm	ppm	%	ppm	ppm	%	ppm	ppm	%
	LOR	0.05	0.2	0.01	0.05	0.05	0.02	0.01	0.005	0.01	0.2	0.1	0.01	5	0.05	0.01
CC109700		2.18	37.5	2.25	4.75	0.05	0.08	0.10	0.040	0.06	16.5	16.2	0.45	317	1.85	0.02
CC109701		0.87	12.3	1.03	3.04	<0.05	<0.02	0.07	0.013	0.03	6.8	5.1	0.14	86	0.91	0.03
CC109702		1.74	36.1	2.23	4.78	<0.05	0.03	0.09	0.024	0.06	17.4	17.2	0.48	183	1.98	0.01
CC109703		1.47	29.0	2.72	4.80	0.05	0.03	0.10	0.030	0.06	15.1	14.6	0.33	270	2.30	0.01
CC109704		2.58	39.2	1.61	4.43	0.05	0.04	0.12	0.034	0.07	14.0	16.9	0.56	300	1.62	0.01
CC109705		1.64	25.3	2.08	4.20	0.05	0.05	0.08	0.043	0.05	14.4	14.9	0.48	200	2.61	0.01
CC109706		1.62	18.5	2.08	4.79	<0.05	0.02	0.04	0.023	0.06	12.4	13.0	0.38	149	2.52	0.01
CC109707		1.52	22.3	1.04	2.57	<0.05	0.04	0.07	0.017	0.04	8.3	6.0	0.18	219	1.01	0.03
CC109708		2.73	31.2	1.92	4.71	0.06	0.09	0.08	0.028	0.08	12.1	19.7	0.88	139	2.04	0.03
CC109709		1.66	13.5	1.18	3.90	0.05	0.04	0.08	0.020	0.06	9.0	16.3	0.63	146	1.24	0.02
CC109710		1.32	21.4	1.17	3.07	<0.05	0.06	0.05	0.015	0.06	8.5	10.1	0.43	586	2.97	0.03
CC109711		1.47	13.7	1.35	3.65	0.05	0.04	0.07	0.020	0.05	7.2	11.8	0.53	917	4.43	0.03
CC109712		2.22	31.4	2.25	3.93	0.05	0.03	0.06	0.024	0.06	11.8	14.7	0.50	230	3.03	0.01
CC109713		1.59	21.1	0.86	2.54	<0.05	0.05	0.07	0.023	0.03	7.3	5.9	0.21	531	1.57	0.03
CC109714		1.93	53.6	2.06	4.53	0.06	0.06	0.10	0.041	0.07	15.6	16.6	0.64	244	3.41	0.01
CC109715		1.66	22.7	1.61	4.11	0.06	0.06	0.10	0.036	0.05	12.6	15.2	0.50	134	2.80	0.01
CC109716		1.23	14.5	1.52	2.77	0.05	<0.02	0.05	0.044	0.05	8.7	9.9	0.34	179	2.66	0.02
CC109717		0.23	10.6	0.16	0.78	<0.05	<0.02	0.05	0.009	0.02	1.6	0.5	0.02	<5	0.73	0.03
CC109718		1.05	43.0	1.03	2.14	0.08	<0.02	0.20	0.024	0.02	9.1	1.0	0.03	15	1.04	0.01
CC109719		1.00	30.4	1.66	3.11	0.06	0.02	0.07	0.022	0.06	15.5	10.5	0.33	224	2.32	0.01
CC109720		1.74	29.4	2.05	4.46	<0.05	0.03	0.08	0.024	0.05	18.1	14.6	0.39	165	1.83	0.01
CC109721		1.95	30.5	1.78	4.89	<0.05	0.02	0.10	0.033	0.05	14.5	14.4	0.45	135	2.12	0.01
CC109722		0.84	9.3	0.65	3.86	<0.05	<0.02	0.07	0.009	0.03	7.5	6.1	0.18	46	0.76	0.02
CC109723		2.55	51.6	1.95	5.05	<0.05	0.03	0.14	0.035	0.06	14.0	16.3	0.44	270	2.70	0.01
CC109724		1.53	31.8	1.71	2.70	0.05	0.04	0.06	0.029	0.06	13.4	10.3	0.27	124	2.49	0.01
CC109725		11.00	7.5	1.00	6.14	0.05	0.14	0.04	0.020	0.13	18.3	60.4	0.97	96	1.03	0.01
CC109726		1.57	39.8	1.92	3.47	0.05	0.06	0.09	0.026	0.06	13.6	12.5	0.40	257	2.33	0.02
CC109727		5.70	18.6	2.06	8.09	0.07	0.12	0.05	0.031	0.08	12.3	34.9	0.92	576	1.65	0.02
CC109728		2.45	54.3	2.33	5.15	0.05	0.03	0.17	0.034	0.07	16.7	18.6	0.52	282	2.40	0.01
CC109729		1.91	53.4	1.10	4.57	<0.05	<0.02	0.10	0.031	0.04	14.1	11.4	0.26	192	1.64	0.01
CC109730		1.52	12.7	2.11	5.21	<0.05	<0.02	0.05	0.024	0.05	12.7	14.9	0.36	131	2.71	0.01
CC109731		2.80	27.4	2.52	5.61	0.05	0.04	0.12	0.050	0.06	13.8	21.0	0.54	372	4.09	0.01
CC109732		2.30	29.3	2.09	5.13	0.05	0.02	0.06	0.032	0.05	14.4	20.0	0.44	194	2.11	0.01
CC109733		1.47	30.0	1.86	4.65	0.05	<0.02	0.08	0.025	0.05	17.0	11.4	0.31	163	2.10	0.01
CC109734		1.47	31.2	1.63	3.71	<0.05	<0.02	0.07	0.019	0.05	13.3	13.2	0.35	164	2.29	0.01
CC109735		0.14	21.2	0.79	0.99	<0.05	<0.02	0.06	0.011	0.02	3.3	0.4	0.02	15	0.83	0.03
CC109736		1.67	26.4	1.59	3.84	0.05	0.02	0.07	0.031	0.05	9.0	12.9	0.50	106	2.29	0.02
CC109737		1.57	26.0	1.93	3.99	<0.05	0.05	0.09	0.038	0.07	14.2	16.0	0.50	156	2.94	0.02
CC109738		1.98	37.1	1.76	4.36	0.05	0.05	0.09	0.058	0.07	15.2	17.1	0.53	125	2.87	0.01
CC109739		1.14	19.7	1.19	2.80	<0.05	0.03	0.04	0.026	0.04	6.8	9.0	0.35	108	1.66	0.03

***** See Appendix Page for comments regarding this certificate *****

ALS Canada Ltd.
2103 Dollarton Hwy
North Vancouver BC V7H 0A7
Phone: 604 984 0221 Fax: 604 984 0218 www.alsglobal.com

To: **SILVER RANGE RESOURCES LTD.**
C/O ARCHER, CATHRO & ASSOCIATES (1981) LIMITED
1016-510 W HASTINGS ST
VANCOUVER BC V6B 1L8

Finalized Date: 26-JUL-2012
Account: RANSIL

Project: Keg-Group 2

CERTIFICATE OF ANALYSIS WH12159018

Sample Description	Method	ME-MS41	ME-MS41	ME-MS41	ME-MS41	ME-MS41	ME-MS41	ME-MS41	ME-MS41	ME-MS41	ME-MS41	ME-MS41	ME-MS41	ME-MS41	ME-MS41	ME-MS41
	Analyte	Nb	Ni	P	Pb	Rb	Re	S	Sb	Sc	Se	Sn	Sr	Ta	Te	Th
	Units	ppm	ppm	ppm	ppm	ppm	ppm	%	ppm	ppm	ppm	ppm	ppm	ppm	ppm	ppm
	LOR	0.05	0.2	10	0.2	0.1	0.001	0.01	0.05	0.1	0.2	0.2	0.2	0.01	0.01	0.2
CC109700		0.84	44.6	1150	96.9	11.3	0.001	0.03	3.75	4.8	1.6	1.2	80.0	<0.01	0.07	4.3
CC109701		0.38	7.3	480	29.9	4.6	0.001	0.02	1.03	0.8	1.2	0.5	16.9	<0.01	0.02	<0.2
CC109702		0.99	28.0	950	71.6	9.2	<0.001	0.02	2.81	3.6	1.4	1.0	24.0	<0.01	0.06	3.4
CC109703		1.08	28.6	820	29.4	9.6	0.001	0.03	3.24	3.7	1.5	1.0	22.2	<0.01	0.05	4.0
CC109704		0.93	35.1	1160	183.0	12.3	0.002	0.03	5.09	3.6	2.8	3.8	35.0	<0.01	0.10	3.8
CC109705		0.93	23.3	1210	438	8.2	0.001	0.04	7.44	3.2	4.7	2.6	32.7	<0.01	0.19	3.5
CC109706		1.01	21.7	1030	76.0	8.9	<0.001	0.02	4.63	2.4	1.7	1.5	28.2	<0.01	0.05	2.9
CC109707		0.44	16.1	1230	103.5	8.3	0.006	0.11	2.37	1.0	3.5	0.7	51.4	<0.01	0.02	0.5
CC109708		0.79	33.1	3330	18.2	15.2	0.004	0.04	3.24	3.6	2.8	0.9	65.1	<0.01	0.05	3.1
CC109709		0.65	19.1	3060	12.0	9.0	0.004	0.06	1.37	2.2	2.1	0.8	60.3	<0.01	0.04	1.0
CC109710		0.64	17.7	1680	10.4	8.4	0.006	0.08	1.19	2.1	3.4	0.4	47.2	<0.01	0.02	1.6
CC109711		0.52	15.0	2170	13.3	8.7	0.003	0.07	1.18	1.8	2.5	0.5	54.1	<0.01	0.02	1.0
CC109712		0.72	34.1	1640	23.8	9.6	0.001	0.03	4.71	3.0	2.1	0.9	79.1	<0.01	0.07	3.2
CC109713		0.44	13.3	1130	1170	8.0	0.002	0.08	3.97	1.0	4.5	1.4	46.0	<0.01	0.04	0.5
CC109714		0.80	36.8	1820	161.0	9.9	<0.001	0.02	6.65	4.2	2.6	1.9	39.1	<0.01	0.07	3.7
CC109715		0.90	20.9	1400	141.5	8.0	0.005	0.05	7.80	3.3	6.9	2.2	35.7	<0.01	0.08	3.9
CC109716		0.59	15.7	1090	617	5.1	0.002	0.05	13.80	1.8	6.1	3.7	29.4	<0.01	0.31	1.9
CC109717		0.14	2.2	290	41.9	1.0	0.003	0.05	1.23	0.3	3.4	0.2	10.2	<0.01	0.01	<0.2
CC109718		0.44	13.4	760	91.8	2.6	0.003	0.15	3.84	1.3	23.0	0.8	24.9	<0.01	0.10	0.2
CC109719		0.59	21.6	1090	31.6	6.1	0.001	0.02	4.85	3.0	1.5	1.1	33.4	<0.01	0.06	3.3
CC109720		0.79	24.3	810	30.9	9.0	0.001	0.01	2.59	3.3	1.4	0.9	23.4	<0.01	0.03	3.3
CC109721		0.77	25.7	1210	211	8.7	0.002	0.03	4.39	3.1	2.9	1.7	35.5	<0.01	0.09	1.9
CC109722		0.38	5.9	460	39.9	4.5	0.001	0.03	0.89	0.5	1.0	0.6	15.6	<0.01	0.02	<0.2
CC109723		0.61	27.4	1180	111.0	10.4	<0.001	0.04	6.39	2.6	2.2	1.5	26.0	<0.01	0.04	1.1
CC109724		0.61	22.7	1110	68.5	7.7	0.001	0.03	8.69	2.7	1.2	1.6	30.9	<0.01	0.05	3.5
CC109725		0.10	31.3	610	6.2	23.0	<0.001	0.01	1.91	9.1	0.4	0.8	19.7	<0.01	0.01	6.7
CC109726		0.85	31.6	1250	63.1	9.2	0.001	0.02	3.49	3.7	0.8	1.0	38.8	<0.01	0.04	4.0
CC109727		1.65	44.1	730	31.4	15.3	0.001	0.02	2.82	6.2	0.9	1.6	55.1	<0.01	0.03	4.4
CC109728		1.08	34.9	1230	47.1	12.9	0.001	0.02	4.22	4.2	1.6	1.3	30.6	<0.01	0.05	2.9
CC109729		0.24	16.0	1060	89.9	8.0	0.001	0.04	2.52	0.2	2.5	2.5	31.5	<0.01	0.04	<0.2
CC109730		1.15	13.2	710	30.1	8.7	0.001	0.02	1.77	2.2	1.3	0.9	23.2	<0.01	0.04	1.3
CC109731		1.13	25.0	1230	403	10.8	0.001	0.03	8.34	3.5	3.3	2.5	30.9	<0.01	0.13	2.6
CC109732		1.11	26.0	840	306	10.9	0.001	0.02	5.46	3.1	1.4	1.8	27.5	<0.01	0.12	2.2
CC109733		0.95	21.0	810	26.4	8.6	0.001	0.01	3.07	3.2	1.5	1.0	29.0	<0.01	0.04	2.6
CC109734		0.68	18.9	1160	39.2	8.7	0.001	0.02	3.83	2.0	2.8	1.0	26.4	<0.01	0.04	1.2
CC109735		0.23	4.1	600	122.0	0.8	0.001	0.07	3.00	0.6	8.8	0.2	16.8	<0.01	0.04	<0.2
CC109736		0.76	23.8	1100	110.5	8.5	0.002	0.05	4.89	2.5	5.2	1.3	26.2	<0.01	0.05	1.2
CC109737		1.28	22.4	1180	120.5	12.0	0.002	0.03	7.47	3.3	3.6	1.9	37.4	<0.01	0.06	4.4
CC109738		1.08	32.9	1420	289	13.3	0.002	0.03	8.37	3.7	3.0	2.4	43.0	<0.01	0.09	3.4
CC109739		0.65	15.0	1300	533	5.9	0.002	0.03	5.29	1.7	2.3	1.2	28.7	<0.01	0.04	1.5

***** See Appendix Page for comments regarding this certificate *****

ALS Canada Ltd.
2103 Dollarton Hwy
North Vancouver BC V7H 0A7
Phone: 604 984 0221 Fax: 604 984 0218 www.alsglobal.com

To: **SILVER RANGE RESOURCES LTD.**
C/O ARCHER, CATHRO & ASSOCIATES (1981) LIMITED
1016-510 W HASTINGS ST
VANCOUVER BC V6B 1L8

Finalized Date: 26-JUL-2012
Account: RANSIL

Project: Keg-Group 2

CERTIFICATE OF ANALYSIS WH12159018

Sample Description	Method	ME-MS41	ME-MS41	ME-MS41	ME-MS41	ME-MS41	ME-MS41	ME-MS41	ME-MS41
	Analyte	Ti	Tl	U	V	W	Y	Zn	Zr
	Units	%	ppm	ppm	ppm	ppm	ppm	ppm	ppm
	LOR	0.005	0.02	0.05	1	0.05	0.05	2	0.5
CC109700		0.024	0.21	1.34	80	0.25	20.2	164	3.2
CC109701		0.022	0.10	0.76	29	0.45	2.75	36	<0.5
CC109702		0.035	0.20	1.45	54	0.34	9.31	113	0.8
CC109703		0.031	0.18	1.11	57	0.28	8.09	101	1.4
CC109704		0.035	0.35	1.81	59	0.21	9.02	180	1.3
CC109705		0.031	0.21	1.24	50	0.27	7.10	109	1.5
CC109706		0.033	0.19	0.96	57	0.27	5.69	132	0.8
CC109707		0.021	0.14	2.88	29	0.09	5.60	83	1.7
CC109708		0.031	0.40	1.51	69	0.30	13.55	136	3.4
CC109709		0.027	0.22	1.45	57	0.16	9.37	94	1.5
CC109710		0.028	0.22	2.59	44	0.27	7.24	79	2.1
CC109711		0.024	0.22	1.13	50	0.19	5.79	88	1.4
CC109712		0.025	0.26	1.25	59	0.20	7.72	139	1.5
CC109713		0.017	0.14	1.75	23	0.10	5.51	92	2.2
CC109714		0.028	0.30	1.92	67	0.26	16.40	200	2.4
CC109715		0.028	0.24	1.51	59	0.21	8.80	163	2.5
CC109716		0.027	0.17	1.04	38	0.15	4.89	174	0.6
CC109717		0.013	0.09	0.44	4	<0.05	1.01	15	<0.5
CC109718		0.021	0.10	2.15	14	0.09	6.50	85	<0.5
CC109719		0.031	0.14	1.27	46	0.20	9.89	88	0.9
CC109720		0.030	0.22	1.49	52	0.25	9.22	94	0.7
CC109721		0.029	0.23	2.12	55	0.28	8.50	123	0.5
CC109722		0.020	0.12	0.55	24	0.15	2.13	28	<0.5
CC109723		0.022	0.44	2.23	59	0.28	8.26	129	0.5
CC109724		0.023	0.32	1.34	43	0.21	9.17	122	1.5
CC109725		0.007	0.60	1.07	391	0.11	12.05	49	7.1
CC109726		0.029	0.25	1.35	65	0.24	12.85	154	2.4
CC109727		0.047	0.40	1.44	244	0.60	13.65	148	4.7
CC109728		0.032	0.49	1.77	67	0.34	10.10	189	0.7
CC109729		0.011	0.28	1.95	41	0.15	8.65	60	<0.5
CC109730		0.029	0.20	0.80	57	0.37	4.79	66	<0.5
CC109731		0.028	0.40	2.12	66	0.23	7.68	155	1.1
CC109732		0.031	0.28	1.72	59	0.35	7.15	125	0.6
CC109733		0.030	0.22	1.71	50	0.31	10.55	77	<0.5
CC109734		0.023	0.24	1.47	50	0.19	7.89	145	<0.5
CC109735		0.016	0.04	0.70	9	<0.05	3.55	49	<0.5
CC109736		0.030	0.25	1.32	49	0.26	8.18	552	0.5
CC109737		0.039	0.26	1.80	54	0.26	8.18	347	1.9
CC109738		0.031	0.27	1.97	58	0.22	11.95	735	1.9
CC109739		0.028	0.21	0.90	40	0.15	5.76	145	1.5

***** See Appendix Page for comments regarding this certificate *****

ALS Canada Ltd.
2103 Dollarton Hwy
North Vancouver BC V7H 0A7
Phone: 604 984 0221 Fax: 604 984 0218 www.alsglobal.com

To: **SILVER RANGE RESOURCES LTD.**
C/O ARCHER, CATHRO & ASSOCIATES (1981) LIMITED
1016-510 W HASTINGS ST
VANCOUVER BC V6B 1L8

Finalized Date: 26-JUL-2012
Account: RANSIL

Project: Keg-Group 2

CERTIFICATE OF ANALYSIS WH12159018

Sample Description	Method / Analyte / Units / LOR	WEI-21 Recvd Wt. kg 0.02	Au-ICP21 Au ppm 0.001	ME-MS41 Ag ppm 0.01	ME-MS41 Al % 0.01	ME-MS41 As ppm 0.1	ME-MS41 Au ppm 0.2	ME-MS41 B ppm 10	ME-MS41 Ba ppm 10	ME-MS41 Be ppm 0.05	ME-MS41 Bi ppm 0.01	ME-MS41 Ca % 0.01	ME-MS41 Cd ppm 0.01	ME-MS41 Ce ppm 0.02	ME-MS41 Co ppm 0.1	ME-MS41 Cr ppm 1
CC109740		0.34	0.002	0.78	1.51	21.2	<0.2	<10	630	0.52	0.23	1.62	1.35	17.25	7.9	53
CC109741		0.11	0.003	0.24	0.44	11.9	<0.2	<10	200	0.14	0.09	2.28	0.34	6.33	2.4	12
CC109742		0.31	0.004	0.58	1.15	10.0	<0.2	<10	310	0.55	0.24	1.16	2.14	25.0	7.4	40
CC109743		0.17	0.003	0.31	0.81	9.2	<0.2	<10	300	0.20	0.11	1.73	0.95	11.00	3.0	30
CC109812		0.17	0.010	0.25	0.83	6.7	<0.2	<10	440	0.32	0.10	2.80	0.96	8.90	3.0	10
CC109813		0.30	0.002	0.65	2.13	36.6	<0.2	<10	430	0.95	0.41	0.46	0.58	40.9	9.6	33
CC109814		0.24	0.002	0.52	1.54	17.6	<0.2	<10	460	0.53	0.29	0.61	0.66	29.8	8.0	24
CC109831		0.27	0.004	1.13	1.52	43.9	<0.2	<10	600	0.81	0.52	1.10	1.09	28.4	8.4	25
CC109944		0.17	0.007	0.55	1.43	32.6	<0.2	<10	510	0.66	0.28	1.56	0.77	24.2	6.9	23
CC109945		0.22	0.001	0.14	1.20	17.8	<0.2	<10	620	0.49	0.16	1.77	0.55	16.95	5.1	16
CC109946		0.18	0.001	0.81	0.31	6.2	<0.2	<10	100	0.10	0.10	0.10	0.40	7.53	0.6	4
CC109947		0.13	0.002	0.49	0.84	15.4	<0.2	<10	510	0.30	0.28	0.61	1.45	18.70	6.2	16
CC109948		0.29	0.003	0.65	1.04	26.2	<0.2	<10	530	0.49	0.40	0.26	0.75	22.1	6.1	17
CC109949		0.11	0.008	4.03	0.89	27.8	<0.2	<10	720	0.24	0.84	0.21	1.88	21.7	10.2	20
CC109950		0.23	0.003	2.03	1.42	35.1	<0.2	<10	440	0.66	0.51	0.66	3.94	24.6	9.4	29
CC86967		0.27	0.003	0.38	1.13	19.3	<0.2	<10	400	0.34	0.36	0.61	0.44	20.1	6.2	27
CC86968		0.19	0.004	0.70	1.66	7.6	<0.2	<10	230	0.61	0.15	1.52	2.15	14.00	9.8	50
CC109751		0.26	0.001	1.50	2.04	80.3	<0.2	<10	230	0.54	0.47	0.06	0.37	22.9	5.5	28
CC109752		0.23	0.002	0.48	1.37	39.7	<0.2	<10	200	0.33	0.24	0.10	0.48	16.00	5.0	19
CC109753		0.23	0.002	0.26	0.92	38.6	<0.2	<10	120	0.18	0.25	0.05	0.29	16.40	2.7	14
CC109754		0.30	0.002	0.45	1.52	36.4	<0.2	<10	180	0.43	0.38	0.11	0.80	22.4	6.6	22
CC109755		0.23	0.003	0.81	2.22	92.3	<0.2	<10	380	0.79	0.28	0.21	1.86	21.0	13.1	28
CC109756		0.22	0.004	0.74	1.11	94.9	<0.2	<10	510	0.99	0.82	0.29	9.26	28.5	10.4	20
CC109757		0.22	0.002	0.88	1.04	110.5	<0.2	<10	170	0.43	0.45	0.10	1.67	17.45	4.3	14
CC109758		0.20	0.005	0.83	1.81	49.8	<0.2	<10	230	1.31	0.30	0.16	2.32	37.3	9.8	26
CC109759		0.17	0.003	2.54	1.99	18.6	<0.2	<10	200	0.47	0.24	0.08	0.41	22.5	6.8	28
CC109760		0.20	0.003	8.35	2.13	30.1	<0.2	<10	230	0.51	0.26	0.13	0.45	22.2	5.7	28
CC109761		0.22	0.001	1.42	1.16	56.0	<0.2	<10	100	0.21	0.37	0.07	0.21	19.80	3.0	17
CC109762		0.19	0.004	4.21	1.27	280	<0.2	<10	170	0.36	1.54	0.19	0.74	18.00	5.0	24
CC109763		0.19	0.006	13.65	1.98	315	<0.2	<10	220	0.69	1.33	0.25	4.74	25.3	11.4	30
CC109764		0.22	0.002	1.03	1.52	60.2	<0.2	<10	210	0.44	0.28	0.12	1.87	20.6	6.7	21
CC109765		0.19	0.003	0.65	1.37	24.9	<0.2	<10	150	0.30	0.24	0.10	0.50	21.6	4.3	21
CC109766		0.14	0.001	1.14	0.78	57.8	<0.2	<10	140	0.24	0.26	0.12	2.28	16.50	1.8	11
CC109767		0.17	0.002	1.90	0.91	58.9	<0.2	<10	190	0.75	0.22	0.21	4.95	14.60	8.9	14
CC109768		0.19	0.001	0.70	1.45	17.9	<0.2	<10	260	0.53	0.14	1.13	1.93	20.0	5.6	82
CC109769		0.21	0.002	0.67	1.86	42.9	<0.2	<10	610	0.68	0.28	0.70	1.10	25.6	9.2	50
CC109770		0.22	0.003	0.61	1.38	51.9	<0.2	<10	180	0.36	0.24	0.21	0.42	21.3	4.0	22
CC109771		0.21	0.003	1.61	1.62	30.0	<0.2	<10	250	0.40	0.26	0.14	0.49	25.0	5.7	23
CC109772		0.20	0.004	3.87	1.03	245	<0.2	<10	240	0.33	0.83	0.20	1.86	24.1	3.4	19
CC109773		0.20	0.001	2.45	0.49	41.2	<0.2	<10	100	0.14	0.20	0.11	0.59	5.78	1.5	5

***** See Appendix Page for comments regarding this certificate *****

ALS Canada Ltd.
2103 Dollarton Hwy
North Vancouver BC V7H 0A7
Phone: 604 984 0221 Fax: 604 984 0218 www.alsglobal.com

To: **SILVER RANGE RESOURCES LTD.**
C/O ARCHER, CATHRO & ASSOCIATES (1981) LIMITED
1016-510 W HASTINGS ST
VANCOUVER BC V6B 1L8

Finalized Date: 26-JUL-2012
Account: RANSIL

Project: Keg-Group 2

CERTIFICATE OF ANALYSIS WH12159018

Sample Description	Method	ME-MS41	ME-MS41	ME-MS41	ME-MS41	ME-MS41	ME-MS41	ME-MS41	ME-MS41	ME-MS41	ME-MS41	ME-MS41	ME-MS41	ME-MS41	ME-MS41	ME-MS41
	Analyte	Cs	Cu	Fe	Ga	Ge	Hf	Hg	In	K	La	Li	Mg	Mn	Mo	Na
	Units	ppm	ppm	%	ppm	ppm	ppm	ppm	ppm	%	ppm	ppm	%	ppm	ppm	%
	LOR	0.05	0.2	0.01	0.05	0.05	0.02	0.01	0.005	0.01	0.2	0.1	0.01	5	0.05	0.01
CC109740		2.72	23.2	1.96	4.79	<0.05	0.06	0.05	0.026	0.06	8.9	19.8	0.72	248	2.93	0.03
CC109741		0.48	12.4	0.71	1.47	<0.05	0.04	0.04	0.006	0.02	3.1	2.6	0.14	133	0.66	0.04
CC109742		1.73	34.0	1.51	3.80	0.07	0.08	0.07	0.023	0.10	13.1	14.6	0.62	126	0.99	0.03
CC109743		0.86	12.5	0.85	2.64	<0.05	0.04	0.07	0.014	0.04	5.7	7.3	0.38	273	0.84	0.02
CC109812		0.57	20.5	0.95	1.83	<0.05	0.04	0.05	0.010	0.02	5.3	5.0	0.19	474	0.63	0.03
CC109813		1.99	21.8	2.37	5.10	0.06	0.05	0.07	0.029	0.06	20.6	17.4	0.49	338	1.84	0.01
CC109814		1.42	23.9	2.16	4.44	<0.05	0.03	0.07	0.027	0.06	15.9	16.3	0.45	282	1.50	0.02
CC109831		1.68	55.8	2.64	4.29	0.05	0.09	0.13	0.037	0.09	14.8	15.8	0.40	368	3.01	0.02
CC109944		1.44	35.4	2.10	4.10	<0.05	0.06	0.10	0.023	0.06	13.3	12.7	0.37	444	2.32	0.02
CC109945		1.16	15.1	1.78	3.18	<0.05	<0.02	0.02	0.018	0.04	9.2	7.0	0.20	346	0.85	0.03
CC109946		2.38	12.6	0.32	2.11	<0.05	<0.02	0.04	0.006	0.02	4.0	0.7	0.02	16	0.41	0.02
CC109947		1.15	20.8	1.26	2.86	<0.05	0.03	0.11	0.013	0.07	8.9	8.7	0.26	174	1.47	0.02
CC109948		1.59	38.9	1.80	3.47	<0.05	<0.02	0.09	0.029	0.07	11.2	12.0	0.28	262	2.63	0.02
CC109949		2.96	60.5	0.97	3.52	0.05	<0.02	0.13	0.023	0.07	11.1	11.0	0.23	76	1.46	0.01
CC109950		1.73	54.0	2.21	4.35	<0.05	0.04	0.08	0.039	0.06	12.7	16.2	0.46	306	3.32	0.01
CC86967		1.20	22.2	1.74	3.77	<0.05	0.03	0.09	0.021	0.07	10.3	12.0	0.42	293	3.97	0.02
CC86968		2.98	39.0	1.50	4.86	0.06	0.06	0.08	0.022	0.08	6.9	21.1	1.18	298	2.53	0.04
CC109751		2.12	17.6	3.00	6.88	<0.05	0.09	0.05	0.030	0.05	11.1	24.9	0.33	170	2.39	<0.01
CC109752		1.51	12.2	2.35	4.42	<0.05	0.04	0.03	0.022	0.05	8.5	17.3	0.25	164	1.73	0.01
CC109753		1.49	11.1	1.63	4.75	<0.05	<0.02	0.03	0.015	0.04	8.5	6.1	0.15	85	1.30	0.01
CC109754		1.92	11.8	2.58	5.71	0.07	0.05	0.04	0.027	0.05	11.5	14.9	0.28	208	1.59	<0.01
CC109755		2.54	22.1	2.70	4.30	0.08	0.10	0.08	0.037	0.06	10.2	16.0	0.35	477	2.33	<0.01
CC109756		1.81	66.4	2.20	3.59	0.09	0.06	0.06	0.032	0.07	14.7	13.4	0.38	309	2.30	<0.01
CC109757		1.57	19.4	1.56	3.71	0.05	0.02	0.06	0.020	0.04	9.1	7.8	0.17	123	1.54	0.01
CC109758		1.51	87.7	2.58	5.09	0.11	0.08	0.07	0.028	0.05	16.3	16.2	0.39	361	2.55	0.01
CC109759		1.60	13.5	3.05	5.73	0.08	0.09	0.07	0.030	0.05	11.4	19.2	0.37	186	1.91	<0.01
CC109760		1.81	13.4	3.09	5.77	0.08	0.07	0.10	0.037	0.06	11.2	23.2	0.31	191	1.74	<0.01
CC109761		1.52	8.2	2.32	6.69	0.06	0.02	0.04	0.025	0.04	10.3	9.8	0.21	107	1.66	<0.01
CC109762		2.62	15.9	2.64	5.94	0.08	0.03	0.06	0.075	0.07	8.9	14.1	0.35	164	1.96	0.01
CC109763		2.44	26.7	3.07	5.63	0.10	0.05	0.13	0.093	0.06	12.7	20.1	0.35	333	3.53	0.01
CC109764		1.93	15.3	2.42	5.48	0.07	0.03	0.05	0.030	0.05	10.4	15.9	0.32	248	2.06	0.01
CC109765		1.57	8.6	2.51	5.49	0.07	0.04	0.05	0.022	0.04	11.3	14.6	0.31	151	1.54	<0.01
CC109766		2.07	16.1	1.36	4.31	0.05	<0.02	0.04	0.017	0.04	8.5	4.5	0.10	52	1.74	0.01
CC109767		2.24	46.6	1.34	2.97	0.08	0.02	0.06	0.024	0.04	7.0	6.3	0.17	136	2.19	0.02
CC109768		5.99	22.0	1.55	5.10	0.10	0.07	0.05	0.026	0.07	11.1	22.3	1.27	272	1.40	0.02
CC109769		3.16	37.6	2.48	5.73	0.09	0.04	0.05	0.043	0.09	11.7	19.7	0.68	317	3.59	0.01
CC109770		1.74	16.0	2.44	5.78	0.07	0.03	0.04	0.025	0.05	11.1	14.9	0.30	120	3.08	0.01
CC109771		1.66	13.5	2.36	5.34	0.08	0.06	0.06	0.026	0.05	13.0	15.2	0.34	163	2.08	0.01
CC109772		1.75	23.2	2.22	5.42	0.07	<0.02	0.07	0.051	0.05	12.5	9.8	0.23	130	2.38	0.01
CC109773		0.83	11.8	0.74	2.21	<0.05	<0.02	0.04	0.016	0.03	3.3	1.6	0.05	48	0.55	0.03

***** See Appendix Page for comments regarding this certificate *****

ALS Canada Ltd.
2103 Dollarton Hwy
North Vancouver BC V7H 0A7
Phone: 604 984 0221 Fax: 604 984 0218 www.alsglobal.com

To: **SILVER RANGE RESOURCES LTD.**
C/O ARCHER, CATHRO & ASSOCIATES (1981) LIMITED
1016-510 W HASTINGS ST
VANCOUVER BC V6B 1L8

Finalized Date: 26-JUL-2012
Account: RANSIL

Project: Keg-Group 2

CERTIFICATE OF ANALYSIS WH12159018

Sample Description	Method	ME-MS41	ME-MS41	ME-MS41	ME-MS41	ME-MS41	ME-MS41	ME-MS41	ME-MS41	ME-MS41	ME-MS41	ME-MS41	ME-MS41	ME-MS41	ME-MS41	ME-MS41
	Analyte	Nb	Ni	P	Pb	Rb	Re	S	Sb	Sc	Se	Sn	Sr	Ta	Te	Th
	Units	ppm	ppm	ppm	ppm	ppm	ppm	%	ppm	ppm	ppm	ppm	ppm	ppm	ppm	ppm
	LOR	0.05	0.2	10	0.2	0.1	0.001	0.01	0.05	0.1	0.2	0.2	0.2	0.01	0.01	0.2
CC109740		0.89	27.4	2410	23.0	14.5	0.002	0.06	3.08	3.3	1.9	1.1	72.7	<0.01	0.04	2.0
CC109741		0.33	6.3	1010	7.7	3.1	0.008	0.14	1.17	0.5	5.7	0.2	67.3	<0.01	0.01	0.2
CC109742		1.21	30.8	1670	15.5	22.1	0.004	0.09	2.03	3.7	3.7	0.7	56.6	<0.01	0.02	3.8
CC109743		0.65	9.6	760	5.8	8.8	0.004	0.13	1.40	1.8	5.4	0.4	61.6	<0.01	0.02	1.0
CC109812		0.37	12.2	1060	6.4	2.8	0.002	0.13	1.33	0.7	3.0	0.2	70.8	<0.01	0.02	0.3
CC109813		1.39	40.2	890	26.5	11.6	0.001	0.02	2.01	5.0	1.3	0.8	28.8	0.01	0.03	4.5
CC109814		1.16	27.5	990	20.2	9.9	0.001	0.03	1.51	3.6	1.3	0.7	31.4	<0.01	0.03	3.1
CC109831		0.82	42.9	1340	52.9	11.1	0.001	0.04	4.41	4.1	2.2	1.1	45.5	<0.01	0.07	3.5
CC109944		0.92	28.2	1270	20.6	9.5	0.002	0.08	2.55	2.8	1.5	0.8	47.3	<0.01	0.05	1.8
CC109945		0.72	17.7	540	10.9	8.0	<0.001	0.04	0.86	1.4	0.6	0.4	30.3	<0.01	0.01	0.4
CC109946		0.21	3.3	400	64.2	5.3	<0.001	0.02	0.26	0.2	0.4	0.4	9.4	<0.01	0.01	<0.2
CC109947		0.61	18.6	850	16.7	9.3	0.003	0.05	1.60	2.2	1.9	0.6	42.7	<0.01	0.02	1.8
CC109948		0.53	25.5	740	30.5	9.6	<0.001	0.02	4.86	2.4	1.2	1.2	28.6	<0.01	0.04	1.1
CC109949		0.67	32.4	530	88.3	12.7	0.004	0.06	5.82	2.0	3.5	3.5	25.1	<0.01	0.07	1.1
CC109950		0.88	27.5	1140	227	13.0	0.002	0.03	6.81	3.4	3.5	1.7	34.7	<0.01	0.08	2.5
CC86967		0.67	18.2	1380	19.5	10.2	0.002	0.04	2.48	2.5	1.6	0.8	33.9	<0.01	0.03	1.7
CC86968		0.68	48.4	1500	9.4	17.9	0.030	0.12	1.52	2.9	4.8	0.5	49.6	<0.01	0.02	1.5
CC109751		1.97	18.6	450	40.5	9.4	<0.001	0.02	2.64	3.1	0.9	1.4	10.6	0.01	0.07	4.0
CC109752		1.43	16.2	330	21.8	10.8	0.001	0.01	1.99	2.2	0.7	0.7	15.0	<0.01	0.04	2.6
CC109753		1.01	10.8	430	19.1	7.5	<0.001	0.01	1.31	1.3	0.8	0.9	8.8	<0.01	0.04	1.0
CC109754		1.42	16.4	420	30.0	11.6	<0.001	0.02	1.96	2.5	1.1	0.9	12.9	0.01	0.04	3.7
CC109755		1.19	39.0	1080	37.8	9.8	0.001	0.04	6.25	3.6	2.2	1.4	24.2	0.01	0.06	4.3
CC109756		0.86	35.3	1210	97.9	8.1	0.001	0.04	12.25	3.3	2.0	4.9	34.6	0.01	0.07	4.2
CC109757		0.68	14.8	680	57.8	6.2	0.001	0.03	5.84	1.4	1.9	1.8	16.4	0.01	0.05	0.8
CC109758		1.44	26.9	580	47.0	11.1	0.001	0.02	5.31	3.9	2.3	1.0	14.8	0.02	0.05	4.5
CC109759		1.58	16.2	260	32.8	10.5	<0.001	0.02	1.89	3.4	1.2	0.8	11.4	0.01	0.05	4.8
CC109760		1.78	16.2	560	159.5	10.2	<0.001	0.02	2.58	3.4	1.9	1.0	14.1	0.02	0.06	4.6
CC109761		1.53	9.1	420	91.8	9.5	<0.001	0.02	4.12	2.0	1.0	1.8	10.9	<0.01	0.06	2.6
CC109762		1.41	20.7	1210	295	11.2	<0.001	0.04	11.30	2.6	1.9	6.5	18.6	<0.01	0.26	3.0
CC109763		1.47	22.0	1000	531	11.5	0.001	0.04	21.7	3.2	4.2	4.0	25.6	0.02	0.18	3.1
CC109764		1.16	16.8	600	62.3	9.4	0.001	0.03	4.53	2.4	3.4	1.0	14.2	0.01	0.05	2.2
CC109765		1.52	10.8	410	28.8	9.0	<0.001	0.03	2.17	2.3	1.9	0.8	11.9	0.01	0.04	3.5
CC109766		0.61	7.3	430	41.4	8.0	<0.001	0.04	2.24	1.0	1.7	1.3	12.4	<0.01	0.04	0.2
CC109767		0.39	29.5	710	64.9	5.7	0.001	0.06	4.73	1.1	4.8	1.5	22.3	<0.01	0.04	0.3
CC109768		0.77	30.2	2930	20.1	17.0	<0.001	0.03	3.25	3.4	1.2	0.7	47.6	<0.01	0.03	3.3
CC109769		0.88	38.2	1790	42.4	14.2	0.001	0.03	6.90	3.8	2.0	1.9	44.7	<0.01	0.06	3.7
CC109770		1.33	14.7	400	28.5	11.0	<0.001	0.03	2.74	2.6	2.0	1.3	19.9	0.01	0.05	3.3
CC109771		1.39	15.7	430	38.6	11.4	<0.001	0.03	1.91	3.0	1.5	0.9	15.3	0.01	0.05	4.2
CC109772		0.62	16.2	640	271	9.8	<0.001	0.05	8.69	1.5	1.8	3.1	20.8	<0.01	0.10	0.4
CC109773		0.18	6.1	330	109.5	3.6	<0.001	0.04	2.59	0.5	1.5	0.9	12.8	<0.01	0.03	<0.2

***** See Appendix Page for comments regarding this certificate *****

ALS Canada Ltd.
2103 Dollarton Hwy
North Vancouver BC V7H 0A7
Phone: 604 984 0221 Fax: 604 984 0218 www.alsglobal.com

To: **SILVER RANGE RESOURCES LTD.**
C/O ARCHER, CATHRO & ASSOCIATES (1981) LIMITED
1016-510 W HASTINGS ST
VANCOUVER BC V6B 1L8

Finalized Date: 26-JUL-2012
Account: RANSIL

Project: Keg-Group 2

CERTIFICATE OF ANALYSIS WH12159018

Sample Description	Method	ME-MS41	ME-MS41	ME-MS41	ME-MS41	ME-MS41	ME-MS41	ME-MS41	ME-MS41
	Analyte	Ti	Tl	U	V	W	Y	Zn	Zr
	Units	%	ppm	ppm	ppm	ppm	ppm	ppm	ppm
	LOR	0.005	0.02	0.05	1	0.05	0.05	2	0.5
CC109740		0.032	0.37	1.58	58	0.79	8.80	132	2.1
CC109741		0.022	0.12	3.78	21	0.07	2.70	23	1.5
CC109742		0.046	0.37	2.33	50	0.29	12.65	104	3.4
CC109743		0.022	0.27	1.34	27	0.21	3.62	36	1.5
CC109812		0.023	0.10	2.08	34	0.05	6.28	80	1.6
CC109813		0.037	0.23	1.68	91	0.34	15.70	111	1.5
CC109814		0.032	0.18	1.27	53	0.32	10.45	131	1.1
CC109831		0.021	0.28	2.23	71	0.28	14.70	209	2.9
CC109944		0.021	0.18	1.55	60	0.19	11.55	112	1.9
CC109945		0.021	0.09	0.50	38	0.21	10.60	124	0.5
CC109946		0.013	0.06	0.43	11	0.15	1.17	20	<0.5
CC109947		0.018	0.17	0.79	42	0.18	5.75	91	1.0
CC109948		0.022	0.20	1.02	49	0.17	7.53	129	<0.5
CC109949		0.023	0.34	0.93	29	0.14	8.87	227	0.5
CC109950		0.020	0.26	1.88	67	0.32	9.67	329	1.0
CC86967		0.022	0.20	1.15	61	0.26	6.54	102	0.9
CC86968		0.037	0.59	2.04	73	0.18	10.50	209	1.8
CC109751		0.034	0.26	0.66	75	0.31	3.53	106	3.6
CC109752		0.033	0.14	0.48	51	0.31	2.42	119	1.8
CC109753		0.030	0.14	0.46	47	1.38	1.94	193	<0.5
CC109754		0.032	0.18	0.72	55	0.32	3.35	401	1.7
CC109755		0.028	0.26	1.19	53	1.03	6.20	1140	3.6
CC109756		0.031	0.22	1.77	48	0.26	16.40	1160	2.0
CC109757		0.023	0.16	0.84	37	0.20	4.16	280	0.6
CC109758		0.042	0.19	2.04	48	0.48	15.60	818	1.9
CC109759		0.038	0.19	0.74	57	0.35	3.19	95	3.5
CC109760		0.038	0.20	0.81	58	0.31	3.88	115	2.4
CC109761		0.041	0.16	0.52	64	0.30	2.13	64	0.7
CC109762		0.040	0.23	0.83	68	0.33	4.16	281	1.1
CC109763		0.035	0.24	1.31	64	0.39	8.82	534	1.3
CC109764		0.027	0.21	0.79	51	0.27	4.62	160	0.7
CC109765		0.036	0.16	0.58	50	0.35	2.98	89	1.3
CC109766		0.025	0.16	0.73	39	0.24	3.93	78	<0.5
CC109767		0.024	0.12	1.36	33	0.13	9.43	526	<0.5
CC109768		0.042	0.63	1.39	52	0.23	15.05	149	2.1
CC109769		0.033	0.49	1.81	70	0.33	8.42	136	1.5
CC109770		0.034	0.20	0.94	55	0.28	3.46	76	1.1
CC109771		0.037	0.20	0.87	51	0.30	4.77	71	2.1
CC109772		0.026	0.24	0.85	55	0.24	5.23	157	<0.5
CC109773		0.021	0.10	0.37	20	0.08	2.31	74	<0.5

***** See Appendix Page for comments regarding this certificate *****

ALS Canada Ltd.
2103 Dollarton Hwy
North Vancouver BC V7H 0A7
Phone: 604 984 0221 Fax: 604 984 0218 www.alsglobal.com

To: **SILVER RANGE RESOURCES LTD.**
C/O ARCHER, CATHRO & ASSOCIATES (1981) LIMITED
1016-510 W HASTINGS ST
VANCOUVER BC V6B 1L8

Finalized Date: 26-JUL-2012
Account: RANSIL

Project: Keg-Group 2

CERTIFICATE OF ANALYSIS WH12159018

Sample Description	Method	WEI-21	Au-ICP21	ME-MS41	ME-MS41	ME-MS41	ME-MS41	ME-MS41	ME-MS41	ME-MS41	ME-MS41	ME-MS41	ME-MS41	ME-MS41	ME-MS41	ME-MS41
	Analyte	Recvd Wt.	Au	Ag	Al	As	Au	B	Ba	Be	Bi	Ca	Cd	Ce	Co	Cr
	Units	kg	ppm	ppm	%	ppm	ppm	ppm	ppm	ppm	ppm	%	ppm	ppm	ppm	ppm
	LOR	0.02	0.001	0.01	0.01	0.1	0.2	10	10	0.05	0.01	0.01	0.01	0.02	0.1	1
CC109774		0.12	0.001	1.65	0.30	22.1	<0.2	<10	50	0.09	0.10	0.13	0.41	4.80	1.9	4
CC109775		0.33	0.005	5.29	1.09	128.5	<0.2	<10	420	0.56	0.52	0.73	5.96	24.5	7.1	33
CC109776		0.29	0.005	8.00	1.33	170.0	<0.2	<10	390	0.65	0.59	0.76	3.41	32.6	8.4	36
CC109777		0.17	0.004	0.53	1.14	14.9	<0.2	<10	230	0.38	0.17	0.90	1.00	22.9	4.1	46
CC109778		0.24	0.005	0.63	1.55	23.2	<0.2	<10	320	0.45	0.18	1.04	0.73	21.4	5.9	61
CC109779		0.15	0.005	1.10	1.62	28.6	<0.2	<10	360	0.71	0.24	1.00	2.71	25.7	6.4	65
CC109780		0.22	0.006	1.56	1.60	19.3	<0.2	<10	170	0.68	0.21	8.21	5.15	17.65	5.7	123
CC109781		0.16	0.003	0.80	1.09	12.7	<0.2	<10	200	0.34	0.11	2.01	1.47	14.20	4.0	62
CC109782		0.17	0.003	0.74	1.04	14.9	<0.2	<10	220	0.33	0.10	1.82	1.18	13.45	4.3	55
CC109783		0.12	0.004	0.69	1.08	17.5	<0.2	<10	220	0.39	0.13	2.27	1.78	14.50	5.8	49
CC109784		0.12	0.002	2.43	1.11	103.5	<0.2	<10	260	0.43	0.20	1.66	1.96	19.80	12.3	31
CC109785		0.16	0.003	3.48	1.16	185.0	<0.2	<10	300	0.40	0.47	0.70	1.36	21.7	8.0	33
CC109786		0.24	0.003	0.73	1.44	25.2	<0.2	<10	130	0.53	0.16	9.71	3.03	20.3	4.2	85
CC109787		0.22	0.005	1.10	1.45	43.9	<0.2	<10	250	0.64	0.24	4.00	6.43	22.5	6.6	79
CC109788		0.19	0.005	0.67	1.25	23.9	<0.2	<10	270	0.55	0.25	0.89	2.19	31.8	8.4	39
CC109789		0.07	0.007	0.11	0.30	3.3	<0.2	<10	220	0.13	0.02	4.87	0.55	2.14	0.7	4
CC109790		0.12	0.001	0.25	0.36	2.8	<0.2	<10	140	0.18	0.03	1.86	0.51	5.71	2.5	10
CC109791		0.11	0.001	0.16	0.27	2.0	<0.2	<10	100	0.05	0.03	2.57	0.76	3.81	1.7	3
CC109792		0.12	<0.001	0.09	0.22	0.7	<0.2	<10	50	<0.05	0.02	1.20	0.11	2.10	0.6	2
CC109793		0.33	0.003	0.67	1.20	99.9	<0.2	<10	310	0.66	0.30	0.35	0.58	35.0	7.9	25
CC109794		0.28	0.004	0.25	1.65	447	<0.2	<10	210	0.50	0.32	0.14	0.60	23.5	10.0	25
CC109795		0.22	0.003	0.15	1.45	255	<0.2	<10	230	0.47	0.26	0.14	0.48	21.1	5.5	24
CC109796		0.22	0.003	0.17	0.77	22.1	<0.2	<10	120	0.16	0.22	0.05	0.75	20.4	1.8	13
CC109797		0.28	0.005	0.76	1.94	57.0	<0.2	<10	330	0.73	0.34	0.13	1.22	23.1	9.9	30
CC109798		0.20	0.003	0.93	1.35	64.1	<0.2	<10	260	0.48	0.33	0.12	1.14	22.0	6.3	23
CC109799		0.20	0.005	3.70	1.89	147.5	<0.2	<10	180	0.70	0.34	0.16	2.33	25.3	11.2	28
CC109800		0.18	0.004	1.83	1.78	40.7	<0.2	<10	170	0.54	0.31	0.10	0.62	23.7	6.2	25
CC109801		0.29	0.006	3.38	1.55	51.0	<0.2	<10	140	0.42	1.32	0.08	0.49	21.4	5.1	23
CC109802		0.23	0.008	9.28	1.64	182.5	<0.2	<10	250	0.64	8.75	0.16	0.59	26.9	8.0	25
CC109803		0.21	0.002	1.03	0.71	11.3	<0.2	<10	220	0.26	0.16	0.18	0.21	8.36	2.7	9
CC109804		0.35	0.004	0.78	1.27	21.2	<0.2	<10	610	0.55	0.29	0.36	0.54	23.8	5.3	23
CC109805		0.33	0.002	0.23	0.46	6.3	<0.2	<10	800	0.24	0.07	0.14	1.57	7.69	183.5	2
CC109806		0.11	0.003	0.45	0.97	14.0	<0.2	<10	160	0.31	0.17	0.44	0.33	11.75	6.9	22
CC109807		0.15	0.002	0.96	1.30	30.9	<0.2	<10	420	0.75	0.18	1.50	2.87	19.50	10.7	37
CC109808		0.20	0.004	1.86	1.61	56.0	<0.2	<10	890	0.84	0.51	0.31	1.67	30.8	11.6	30
CC109809		0.14	0.002	2.04	0.79	8.8	<0.2	<10	530	0.31	0.16	0.12	1.45	16.65	3.7	11
CC109810		0.28	0.003	0.55	1.34	16.9	<0.2	<10	270	0.38	0.24	0.10	0.24	16.10	9.3	23
CC109811		0.28	0.004	1.81	2.44	24.1	<0.2	<10	460	0.86	0.29	0.28	0.57	33.1	13.0	39
CC109815		0.26	0.002	0.45	1.19	23.6	<0.2	<10	430	0.54	0.23	0.32	0.49	25.2	7.2	21
CC109816		0.25	0.003	0.58	1.90	16.8	<0.2	<10	390	0.60	0.28	0.28	0.31	30.4	10.6	32

***** See Appendix Page for comments regarding this certificate *****

ALS Canada Ltd.
2103 Dollarton Hwy
North Vancouver BC V7H 0A7
Phone: 604 984 0221 Fax: 604 984 0218 www.alsglobal.com

To: **SILVER RANGE RESOURCES LTD.**
C/O ARCHER, CATHRO & ASSOCIATES (1981) LIMITED
1016-510 W HASTINGS ST
VANCOUVER BC V6B 1L8

Finalized Date: 26-JUL-2012
Account: RANSIL

Project: Keg-Group 2

CERTIFICATE OF ANALYSIS WH12159018

Sample Description	Method	ME-MS41	ME-MS41	ME-MS41	ME-MS41	ME-MS41	ME-MS41	ME-MS41	ME-MS41	ME-MS41	ME-MS41	ME-MS41	ME-MS41	ME-MS41	ME-MS41	ME-MS41
	Analyte	Cs	Cu	Fe	Ga	Ge	Hf	Hg	In	K	La	Li	Mg	Mn	Mo	Na
	Units	ppm	ppm	%	ppm	ppm	ppm	ppm	ppm	%	ppm	ppm	%	ppm	ppm	%
	LOR	0.05	0.2	0.01	0.05	0.05	0.02	0.01	0.005	0.01	0.2	0.1	0.01	5	0.05	0.01
CC109774		0.46	9.0	0.66	1.53	<0.05	<0.02	0.03	0.009	0.02	2.2	0.9	0.03	74	0.45	0.03
CC109775		2.16	45.0	2.03	3.92	0.10	0.06	0.10	0.061	0.09	12.8	13.3	0.56	241	3.77	0.01
CC109776		2.51	42.0	2.12	4.51	0.11	0.08	0.12	0.079	0.08	17.4	17.2	0.61	218	3.30	0.01
CC109777		1.72	19.4	1.44	4.42	0.09	0.06	0.08	0.024	0.06	12.1	13.4	0.59	111	0.96	0.02
CC109778		2.36	25.1	1.67	5.71	0.10	0.08	0.06	0.025	0.07	11.2	21.5	0.99	151	1.88	0.01
CC109779		2.62	47.3	1.82	5.83	0.11	0.10	0.11	0.036	0.08	13.4	20.8	0.93	136	1.52	0.01
CC109780		6.78	42.9	1.67	6.67	0.12	0.16	0.05	0.036	0.10	10.4	26.7	1.54	203	2.45	0.04
CC109781		2.39	17.8	1.17	4.20	0.08	0.07	0.08	0.020	0.04	7.7	14.2	0.67	224	1.12	0.03
CC109782		2.31	20.7	1.16	4.10	0.07	0.07	0.06	0.019	0.04	7.3	13.7	0.62	299	1.29	0.03
CC109783		2.41	25.4	1.30	3.95	0.08	0.07	0.08	0.024	0.04	7.7	12.8	0.58	506	1.55	0.03
CC109784		1.84	28.2	1.76	3.74	0.09	0.06	0.10	0.034	0.04	10.6	10.8	0.39	842	3.24	0.02
CC109785		1.95	22.8	2.04	4.34	0.09	0.06	0.06	0.054	0.06	10.8	16.1	0.64	297	4.18	0.01
CC109786		5.02	17.1	1.25	4.82	0.08	0.11	0.04	0.023	0.09	13.3	26.0	1.44	260	2.11	0.03
CC109787		3.90	38.0	1.69	4.75	0.07	0.07	0.08	0.049	0.12	12.5	22.2	1.24	400	5.04	0.02
CC109788		2.05	38.3	2.02	4.60	0.09	0.07	0.09	0.032	0.11	16.1	18.2	0.61	240	4.47	0.02
CC109789		0.15	31.4	0.25	0.61	0.05	0.05	0.07	<0.005	0.02	1.2	0.6	0.04	84	1.09	0.02
CC109790		0.26	12.0	0.64	1.29	<0.05	0.03	0.02	0.005	0.03	2.7	1.5	0.10	267	0.70	0.04
CC109791		0.17	10.4	0.45	1.24	<0.05	0.04	0.04	<0.005	0.02	1.8	0.5	0.04	114	0.43	0.03
CC109792		0.13	4.7	0.24	0.66	<0.05	0.03	0.01	<0.005	0.02	1.0	0.4	0.03	38	0.28	0.04
CC109793		2.53	24.2	2.29	3.74	0.06	0.04	0.03	0.027	0.07	18.6	17.5	0.38	155	2.96	0.01
CC109794		2.68	15.1	3.04	7.06	<0.05	0.03	0.03	0.024	0.06	12.2	12.5	0.31	321	2.79	<0.01
CC109795		2.93	18.4	2.59	5.92	<0.05	0.02	0.03	0.022	0.06	10.5	13.9	0.39	182	2.38	0.01
CC109796		1.50	10.7	1.25	5.24	<0.05	<0.02	0.01	0.008	0.03	9.9	3.8	0.11	64	1.74	<0.01
CC109797		2.29	29.6	2.56	4.58	<0.05	0.09	0.08	0.034	0.06	11.7	20.3	0.46	240	2.50	<0.01
CC109798		2.11	15.7	2.34	4.46	<0.05	<0.02	0.05	0.024	0.05	11.4	15.6	0.34	176	2.16	0.01
CC109799		2.46	19.5	3.57	5.29	0.05	0.08	0.08	0.036	0.06	12.9	23.4	0.41	399	2.74	<0.01
CC109800		1.95	18.8	2.81	4.82	<0.05	0.03	0.05	0.027	0.04	12.5	15.4	0.31	186	2.49	<0.01
CC109801		1.68	9.2	2.78	5.36	<0.05	0.04	0.05	0.025	0.04	10.8	16.0	0.33	209	2.19	0.01
CC109802		1.96	25.9	2.58	4.57	0.05	0.04	0.07	0.050	0.06	13.6	16.1	0.41	213	2.21	0.01
CC109803		1.09	16.0	1.01	2.34	<0.05	<0.02	0.04	0.014	0.04	4.3	4.5	0.11	60	1.12	0.02
CC109804		2.23	39.2	1.51	4.15	0.05	0.02	0.07	0.024	0.06	12.3	15.1	0.41	143	2.47	<0.01
CC109805		4.42	12.9	30.6	2.09	0.09	0.05	0.05	0.008	0.06	3.6	1.5	0.05	19350	1.09	0.01
CC109806		1.47	22.6	1.31	3.43	<0.05	<0.02	0.06	0.017	0.05	6.1	10.5	0.41	282	3.56	0.02
CC109807		1.88	34.9	1.86	3.81	0.05	0.06	0.06	0.022	0.06	9.2	14.7	0.61	1990	3.01	0.03
CC109808		2.78	52.3	2.58	4.97	<0.05	0.02	0.06	0.053	0.07	14.0	25.4	0.53	510	3.00	<0.01
CC109809		2.08	36.7	0.85	2.98	<0.05	<0.02	0.06	0.015	0.04	7.7	6.1	0.14	75	1.34	0.02
CC109810		3.20	22.8	2.10	4.79	<0.05	<0.02	0.04	0.023	0.06	7.7	16.2	0.38	504	2.28	0.01
CC109811		2.69	27.3	2.71	5.18	<0.05	0.05	0.07	0.032	0.07	11.9	24.7	0.64	404	1.70	0.01
CC109815		1.46	24.8	1.80	3.37	0.05	0.03	0.05	0.024	0.05	11.7	14.1	0.35	204	1.80	<0.01
CC109816		1.57	18.3	2.69	4.91	0.05	0.04	0.07	0.031	0.06	13.6	17.9	0.53	284	1.45	0.01

***** See Appendix Page for comments regarding this certificate *****

ALS Canada Ltd.
2103 Dollarton Hwy
North Vancouver BC V7H 0A7
Phone: 604 984 0221 Fax: 604 984 0218 www.alsglobal.com

To: **SILVER RANGE RESOURCES LTD.**
C/O ARCHER, CATHRO & ASSOCIATES (1981) LIMITED
1016-510 W HASTINGS ST
VANCOUVER BC V6B 1L8

Finalized Date: 26-JUL-2012
Account: RANSIL

Project: Keg-Group 2

CERTIFICATE OF ANALYSIS WH12159018

Sample Description	Method	ME-MS41	ME-MS41	ME-MS41	ME-MS41	ME-MS41	ME-MS41	ME-MS41	ME-MS41	ME-MS41	ME-MS41	ME-MS41	ME-MS41	ME-MS41	ME-MS41	ME-MS41
	Analyte	Nb	Ni	P	Pb	Rb	Re	S	Sb	Sc	Se	Sn	Sr	Ta	Te	Th
	Units	ppm	ppm	ppm	ppm	ppm	ppm	%	ppm	ppm	ppm	ppm	ppm	ppm	ppm	ppm
	LOR	0.05	0.2	10	0.2	0.1	0.001	0.01	0.05	0.1	0.2	0.2	0.2	0.01	0.01	0.2
CC109774		0.14	3.3	340	101.5	2.0	<0.001	0.04	1.66	0.5	1.0	0.4	12.0	<0.01	0.02	<0.2
CC109775		0.63	34.6	1730	348	14.1	0.003	0.04	12.90	3.8	3.1	2.2	46.2	<0.01	0.08	3.5
CC109776		0.82	41.1	1690	574	15.2	0.002	0.04	14.10	4.2	2.9	3.2	44.2	0.01	0.10	4.0
CC109777		1.08	23.0	1770	11.9	9.8	0.002	0.06	1.60	3.4	2.9	0.6	42.9	<0.01	0.03	2.9
CC109778		0.98	27.5	2700	17.5	10.3	0.002	0.05	2.03	4.1	2.8	1.0	46.9	<0.01	0.04	3.2
CC109779		1.03	38.1	2320	21.2	13.1	0.003	0.06	3.34	5.2	5.4	1.1	44.9	0.01	0.05	4.0
CC109780		1.11	40.7	5960	14.8	20.1	0.001	0.04	4.35	5.2	2.1	1.2	210	0.01	0.05	4.5
CC109781		0.64	18.5	3380	9.2	6.7	0.007	0.12	1.47	2.1	5.3	0.6	70.7	0.01	0.03	0.9
CC109782		0.62	18.2	3030	9.4	6.6	0.008	0.13	1.51	2.1	5.5	0.6	66.0	<0.01	0.03	0.9
CC109783		0.66	20.3	2610	15.0	7.8	0.007	0.16	2.13	1.9	6.6	0.7	79.1	<0.01	0.04	0.7
CC109784		0.70	26.9	1760	198.0	8.9	0.006	0.13	5.95	2.1	7.1	1.3	64.2	0.01	0.05	1.0
CC109785		0.76	28.1	1760	620	9.9	0.002	0.03	11.10	3.1	2.9	2.2	43.0	<0.01	0.09	3.4
CC109786		0.75	22.5	7160	14.7	20.5	0.001	0.03	3.25	4.1	2.5	0.9	200	<0.01	0.04	3.5
CC109787		0.65	43.0	6230	22.9	30.5	0.002	0.03	4.67	4.2	2.0	0.9	111.0	<0.01	0.06	3.1
CC109788		1.23	45.4	1390	18.1	42.3	0.001	0.03	3.71	4.4	1.9	0.8	41.8	<0.01	0.04	4.0
CC109789		0.18	7.2	740	1.2	1.7	0.007	0.21	2.16	0.5	10.7	<0.2	107.5	<0.01	0.06	<0.2
CC109790		0.21	5.6	990	2.5	1.6	0.006	0.10	0.65	0.3	3.5	<0.2	57.8	<0.01	0.01	0.2
CC109791		0.21	4.5	730	2.3	1.3	0.003	0.13	0.57	0.3	1.5	0.2	63.4	<0.01	0.01	<0.2
CC109792		0.20	1.9	360	1.1	1.1	0.004	0.09	0.24	0.2	1.0	<0.2	34.4	<0.01	0.01	<0.2
CC109793		0.94	27.6	1410	58.5	16.5	0.001	0.04	5.96	2.5	1.4	1.3	44.5	<0.01	0.06	4.2
CC109794		1.79	24.9	1090	31.6	11.7	0.001	0.02	3.75	2.7	1.3	1.3	14.1	0.02	0.10	3.3
CC109795		1.46	20.8	650	25.4	10.3	0.001	0.03	3.87	2.4	1.5	1.3	25.3	<0.01	0.06	2.6
CC109796		0.91	6.2	270	11.8	7.5	<0.001	0.02	1.28	0.9	1.3	0.9	9.5	<0.01	0.05	0.6
CC109797		1.38	37.9	850	49.7	10.7	0.001	0.03	6.21	3.4	2.0	1.3	20.1	0.01	0.06	4.8
CC109798		1.24	21.8	660	81.3	10.1	0.001	0.03	9.61	2.3	1.6	1.7	21.7	<0.01	0.07	2.3
CC109799		1.86	25.9	960	87.5	14.0	<0.001	0.02	8.55	2.9	2.4	1.6	18.8	0.01	0.06	4.5
CC109800		1.64	20.8	550	41.0	10.4	<0.001	0.02	2.97	2.4	1.4	1.0	12.7	0.01	0.04	3.6
CC109801		1.70	11.8	480	81.6	9.7	0.001	0.01	2.65	2.2	1.3	1.0	10.9	<0.01	0.11	3.7
CC109802		1.37	25.9	710	438	12.2	<0.001	0.02	8.53	2.7	3.4	3.2	20.6	<0.01	0.35	3.7
CC109803		0.36	9.8	340	13.9	6.8	0.001	0.02	2.32	0.9	0.7	0.8	14.1	<0.01	0.04	0.3
CC109804		0.73	23.8	1160	22.5	10.7	0.002	0.03	3.54	2.6	1.7	1.2	32.7	<0.01	0.05	2.2
CC109805		0.40	162.0	410	5.2	9.7	0.001	0.08	0.76	1.2	2.2	0.2	18.8	<0.01	0.05	1.1
CC109806		0.56	15.2	1140	7.1	8.9	0.002	0.07	1.08	1.4	4.1	0.4	28.7	<0.01	0.04	0.6
CC109807		0.60	32.7	1780	30.2	12.2	0.005	0.08	2.54	2.3	4.1	0.6	64.2	<0.01	0.06	1.2
CC109808		0.98	37.3	930	170.0	15.4	0.001	0.02	12.45	4.2	1.5	4.9	28.0	<0.01	0.07	3.6
CC109809		0.42	14.8	440	53.7	10.3	0.001	0.03	2.12	1.1	1.6	1.6	15.4	<0.01	0.03	0.3
CC109810		0.68	22.0	600	43.0	14.8	0.001	0.02	2.67	1.6	0.9	1.3	13.3	<0.01	0.03	0.6
CC109811		1.49	45.3	920	29.3	13.0	0.001	0.02	2.30	4.0	1.4	0.9	27.2	<0.01	0.05	5.4
CC109815		0.84	28.4	1100	24.5	8.0	0.001	0.01	2.76	2.3	1.2	0.8	28.1	<0.01	0.05	3.0
CC109816		1.24	27.1	730	24.6	9.4	0.001	0.01	1.62	3.3	0.9	0.9	20.3	<0.01	0.03	5.5

***** See Appendix Page for comments regarding this certificate *****

ALS Canada Ltd.
2103 Dollarton Hwy
North Vancouver BC V7H 0A7
Phone: 604 984 0221 Fax: 604 984 0218 www.alsglobal.com

To: **SILVER RANGE RESOURCES LTD.**
C/O ARCHER, CATHRO & ASSOCIATES (1981) LIMITED
1016-510 W HASTINGS ST
VANCOUVER BC V6B 1L8

Finalized Date: 26-JUL-2012
Account: RANSIL

Project: Keg-Group 2

CERTIFICATE OF ANALYSIS WH12159018

Sample Description	Method	ME-MS41	ME-MS41	ME-MS41	ME-MS41	ME-MS41	ME-MS41	ME-MS41	ME-MS41
	Analyte	Ti	Tl	U	V	W	Y	Zn	Zr
	Units	%	ppm	ppm	ppm	ppm	ppm	ppm	ppm
	LOR	0.005	0.02	0.05	1	0.05	0.05	2	0.5
CC109774		0.024	0.05	0.29	19	0.07	1.45	37	<0.5
CC109775		0.025	0.34	1.59	61	0.23	13.25	406	2.1
CC109776		0.028	0.40	2.18	64	0.25	16.30	684	2.5
CC109777		0.041	0.35	1.34	56	0.29	9.70	93	2.1
CC109778		0.037	0.41	1.38	79	0.22	11.20	127	2.7
CC109779		0.034	0.52	2.19	85	1.02	16.40	145	3.8
CC109780		0.046	0.86	1.92	93	0.37	21.7	164	9.2
CC109781		0.025	0.39	2.70	54	0.26	9.74	87	2.6
CC109782		0.027	0.34	2.94	51	0.20	8.43	81	2.3
CC109783		0.023	0.31	4.01	47	0.21	8.67	107	2.4
CC109784		0.021	0.26	4.22	43	0.44	10.15	203	2.1
CC109785		0.028	0.29	1.46	62	0.22	8.00	310	2.2
CC109786		0.038	0.61	1.26	58	0.29	16.30	100	4.8
CC109787		0.034	0.85	1.63	96	0.36	19.00	194	3.2
CC109788		0.049	0.67	1.68	57	0.34	12.85	144	2.4
CC109789		0.006	0.13	7.41	7	<0.05	1.41	16	2.2
CC109790		0.028	0.10	1.59	22	0.06	2.44	20	1.2
CC109791		0.022	0.05	0.90	15	<0.05	1.08	15	1.4
CC109792		0.014	0.05	0.17	7	<0.05	0.52	5	1.0
CC109793		0.022	0.26	1.65	59	0.18	9.96	178	1.8
CC109794		0.045	0.19	0.72	85	0.29	5.07	225	1.1
CC109795		0.037	0.25	0.78	69	0.26	4.26	130	0.7
CC109796		0.037	0.14	0.42	46	0.23	2.32	45	<0.5
CC109797		0.035	0.25	1.10	60	0.26	5.81	245	3.7
CC109798		0.035	0.23	0.89	58	0.23	4.42	226	<0.5
CC109799		0.037	0.29	1.00	65	0.41	6.68	665	2.5
CC109800		0.033	0.16	0.82	54	0.30	4.10	388	1.0
CC109801		0.038	0.17	0.58	58	0.30	2.93	133	1.2
CC109802		0.035	0.22	1.03	49	0.34	6.15	233	1.1
CC109803		0.018	0.12	0.54	27	0.10	2.91	54	<0.5
CC109804		0.021	0.29	1.22	53	0.18	8.65	97	0.9
CC109805		0.014	17.55	0.51	20	0.05	5.22	691	3.0
CC109806		0.020	0.21	1.18	43	0.17	4.19	67	0.5
CC109807		0.022	0.36	2.81	53	0.15	11.15	144	2.0
CC109808		0.031	0.31	1.43	63	0.26	12.00	504	1.0
CC109809		0.016	0.16	0.68	26	0.09	6.18	130	<0.5
CC109810		0.029	0.19	0.67	49	0.26	3.47	166	<0.5
CC109811		0.037	0.25	1.19	105	0.26	7.42	127	2.4
CC109815		0.024	0.19	0.93	57	0.24	7.68	129	0.9
CC109816		0.038	0.20	1.08	62	0.32	6.57	129	1.2

***** See Appendix Page for comments regarding this certificate *****

ALS Canada Ltd.
2103 Dollarton Hwy
North Vancouver BC V7H 0A7
Phone: 604 984 0221 Fax: 604 984 0218 www.alsglobal.com

To: **SILVER RANGE RESOURCES LTD.**
C/O ARCHER, CATHRO & ASSOCIATES (1981) LIMITED
1016-510 W HASTINGS ST
VANCOUVER BC V6B 1L8

Finalized Date: 26-JUL-2012
Account: RANSIL

Project: Keg-Group 2

CERTIFICATE OF ANALYSIS WH12159018

Sample Description	Method	WEI-21	Au-ICP21	ME-MS41	ME-MS41	ME-MS41	ME-MS41	ME-MS41	ME-MS41	ME-MS41	ME-MS41	ME-MS41	ME-MS41	ME-MS41	ME-MS41	ME-MS41
	Analyte	Recvd Wt.	Au	Ag	Al	As	Au	B	Ba	Be	Bi	Ca	Cd	Ce	Co	Cr
	Units	kg	ppm	ppm	%	ppm	ppm	ppm	ppm	ppm	ppm	%	ppm	ppm	ppm	ppm
	LOR	0.02	0.001	0.01	0.01	0.1	0.2	10	10	0.05	0.01	0.01	0.01	0.02	0.1	1
CC109817		0.30	0.003	0.49	1.35	17.5	<0.2	<10	270	0.40	0.26	0.14	0.37	25.1	4.5	20
CC109818		0.20	0.003	1.27	1.87	20.9	<0.2	<10	430	0.73	0.26	0.17	0.49	28.0	8.1	28
CC109819		0.25	0.007	2.27	1.52	64.0	<0.2	<10	400	0.60	0.65	0.32	0.81	20.4	8.6	28
CC109820		0.16	0.002	1.65	0.81	16.8	<0.2	<10	340	0.36	0.31	1.12	0.75	11.70	3.5	10
CC109821		0.29	0.004	0.92	1.73	21.2	<0.2	<10	380	0.68	0.28	0.64	1.16	22.5	7.8	36
CC109822		0.21	0.006	1.03	1.83	10.1	<0.2	<10	350	0.55	0.13	1.76	0.82	16.15	5.1	106
CC109823		0.31	0.002	0.52	0.79	13.3	<0.2	<10	190	0.27	0.12	0.44	0.31	12.10	5.4	19
CC109824		0.31	0.002	0.30	1.36	48.5	<0.2	<10	180	0.26	0.40	0.13	0.29	21.2	3.8	28
CC109825		0.32	0.002	2.29	0.89	43.8	<0.2	<10	410	0.39	0.92	0.39	0.39	16.95	5.0	15
CC109826		0.33	0.002	0.49	1.44	32.3	<0.2	<10	310	0.38	0.41	0.09	0.43	19.45	4.7	23
CC109827		0.28	0.004	0.49	0.97	25.7	<0.2	<10	510	0.45	0.28	0.27	0.47	27.6	6.0	19
CC109828		0.23	0.004	0.29	0.66	20.2	<0.2	<10	680	0.45	0.20	0.35	0.51	29.3	6.0	15
CC109829		0.21	0.003	0.13	1.30	25.4	<0.2	<10	200	0.32	0.32	0.09	0.32	21.1	4.9	27
CC109830		0.22	0.004	0.78	1.83	37.3	<0.2	<10	400	0.66	0.31	0.27	0.91	29.4	8.5	29
CC109832		0.22	0.002	0.31	2.33	18.5	<0.2	<10	300	0.60	0.32	0.19	0.42	28.7	7.9	31
CC109833		0.17	0.002	1.17	0.90	8.1	<0.2	<10	260	0.28	0.17	0.17	0.72	18.95	1.5	14
CC109834		0.24	0.004	0.37	0.86	24.5	<0.2	<10	640	0.49	0.31	0.38	0.78	35.2	7.7	19
CC109835		0.21	0.002	0.20	1.37	15.7	<0.2	<10	180	0.32	0.26	0.07	0.34	25.5	4.0	20
CC109836		0.27	0.004	0.51	1.40	19.2	<0.2	<10	260	0.43	0.30	0.13	0.37	27.1	3.9	23
CC109837		0.34	0.004	1.94	1.10	55.1	<0.2	<10	560	0.47	1.33	0.32	0.64	32.5	5.7	24
CC109838		0.27	0.004	1.08	0.96	71.0	<0.2	<10	520	0.52	0.63	0.57	1.30	30.3	6.9	29
CC109839		0.29	0.005	0.67	1.13	30.2	<0.2	<10	670	0.61	0.34	0.55	1.60	35.3	7.7	30
CC109840		0.25	0.004	1.14	1.35	20.5	<0.2	<10	270	0.63	0.17	7.62	3.99	23.5	5.3	121

***** See Appendix Page for comments regarding this certificate *****

ALS Canada Ltd.
2103 Dollarton Hwy
North Vancouver BC V7H 0A7
Phone: 604 984 0221 Fax: 604 984 0218 www.alsglobal.com

To: **SILVER RANGE RESOURCES LTD.**
C/O ARCHER, CATHRO & ASSOCIATES (1981) LIMITED
1016-510 W HASTINGS ST
VANCOUVER BC V6B 1L8

Finalized Date: 26-JUL-2012
Account: RANSIL

Project: Keg-Group 2

CERTIFICATE OF ANALYSIS WH12159018

Sample Description	Method	ME-MS41	ME-MS41	ME-MS41	ME-MS41	ME-MS41	ME-MS41	ME-MS41	ME-MS41	ME-MS41	ME-MS41	ME-MS41	ME-MS41	ME-MS41	ME-MS41	ME-MS41
	Analyte	Cs	Cu	Fe	Ga	Ge	Hf	Hg	In	K	La	Li	Mg	Mn	Mo	Na
	Units	ppm	ppm	%	ppm	ppm	ppm	ppm	ppm	%	ppm	ppm	%	ppm	ppm	%
	LOR	0.05	0.2	0.01	0.05	0.05	0.02	0.01	0.005	0.01	0.2	0.1	0.01	5	0.05	0.01
CC109817		1.53	23.8	2.05	5.20	<0.05	<0.02	0.03	0.022	0.05	12.8	11.4	0.26	141	2.33	0.01
CC109818		1.79	24.7	2.67	4.94	<0.05	0.04	0.08	0.040	0.06	14.4	15.7	0.40	247	2.14	<0.01
CC109819		1.92	40.2	2.02	3.58	<0.05	0.04	0.09	0.033	0.06	9.4	16.0	0.52	302	2.46	<0.01
CC109820		1.25	24.4	1.02	1.98	<0.05	0.03	0.05	0.014	0.04	6.5	4.5	0.15	189	0.66	0.03
CC109821		2.73	36.6	2.01	5.59	0.07	0.06	0.06	0.030	0.09	10.9	20.7	0.99	259	3.62	0.03
CC109822		3.38	26.7	1.03	5.12	0.07	0.06	0.04	0.028	0.06	8.7	24.9	1.36	104	1.69	0.04
CC109823		1.40	9.9	1.18	2.70	<0.05	0.02	0.02	0.012	0.05	5.7	9.1	0.36	181	1.19	0.03
CC109824		1.50	21.0	2.37	5.85	<0.05	<0.02	0.01	0.030	0.05	10.6	12.0	0.38	164	3.03	<0.01
CC109825		1.04	18.2	1.30	2.81	<0.05	<0.02	0.03	0.017	0.04	8.4	7.8	0.22	169	1.16	0.02
CC109826		2.03	12.7	2.23	5.07	<0.05	0.04	0.02	0.020	0.05	10.1	14.2	0.30	190	2.46	0.01
CC109827		1.16	28.8	1.70	2.93	<0.05	0.02	0.04	0.021	0.05	13.2	11.4	0.32	206	2.18	<0.01
CC109828		0.81	27.5	1.48	2.16	0.06	0.05	0.05	0.016	0.05	14.4	8.4	0.28	262	1.87	0.01
CC109829		1.81	11.7	3.28	5.60	<0.05	<0.02	0.04	0.028	0.05	9.9	15.6	0.34	188	2.08	<0.01
CC109830		1.80	24.4	2.30	3.81	<0.05	0.04	0.08	0.028	0.05	10.8	16.3	0.46	270	1.96	0.01
CC109832		2.75	19.7	2.95	4.89	<0.05	0.13	0.05	0.037	0.05	11.6	21.6	0.48	245	1.72	0.01
CC109833		0.84	17.4	1.02	3.06	<0.05	<0.02	0.10	0.019	0.03	9.0	4.4	0.12	32	0.60	0.01
CC109834		1.21	32.5	1.86	2.88	0.06	0.03	0.11	0.019	0.07	17.0	11.3	0.37	449	2.37	0.01
CC109835		1.47	12.4	2.43	5.16	<0.05	<0.02	0.05	0.024	0.04	11.4	15.2	0.26	142	1.80	<0.01
CC109836		1.66	17.8	2.19	4.47	<0.05	0.02	0.17	0.023	0.05	12.6	13.4	0.30	119	1.92	<0.01
CC109837		1.55	29.4	1.50	3.57	0.05	<0.02	0.10	0.027	0.06	15.0	13.1	0.41	141	2.14	0.01
CC109838		1.45	26.2	1.81	3.14	0.06	0.05	0.07	0.039	0.06	14.3	13.2	0.54	383	2.71	0.01
CC109839		1.41	41.8	2.21	3.25	0.06	0.05	0.11	0.027	0.09	17.3	12.6	0.47	379	2.86	0.01
CC109840		4.77	31.9	1.51	4.50	0.08	0.11	0.05	0.035	0.09	14.7	25.4	1.11	219	3.42	0.01

***** See Appendix Page for comments regarding this certificate *****

ALS Canada Ltd.
2103 Dollarton Hwy
North Vancouver BC V7H 0A7
Phone: 604 984 0221 Fax: 604 984 0218 www.alsglobal.com

To: **SILVER RANGE RESOURCES LTD.**
C/O ARCHER, CATHRO & ASSOCIATES (1981) LIMITED
1016-510 W HASTINGS ST
VANCOUVER BC V6B 1L8

Finalized Date: 26-JUL-2012
Account: RANSIL

Project: Keg-Group 2

CERTIFICATE OF ANALYSIS WH12159018

Sample Description	Method	ME-MS41	ME-MS41	ME-MS41	ME-MS41	ME-MS41	ME-MS41	ME-MS41	ME-MS41	ME-MS41	ME-MS41	ME-MS41	ME-MS41	ME-MS41	ME-MS41	ME-MS41
	Analyte	Nb	Ni	P	Pb	Rb	Re	S	Sb	Sc	Se	Sn	Sr	Ta	Te	Th
	Units	ppm	ppm	ppm	ppm	ppm	ppm	%	ppm	ppm	ppm	ppm	ppm	ppm	ppm	ppm
	LOR	0.05	0.2	10	0.2	0.1	0.001	0.01	0.05	0.1	0.2	0.2	0.2	0.01	0.01	0.2
CC109817		0.77	17.0	540	23.8	10.5	<0.001	0.01	2.40	1.4	0.9	1.2	16.6	<0.01	0.06	0.5
CC109818		1.30	24.4	710	57.0	11.6	<0.001	0.01	4.34	3.3	1.4	3.1	17.5	<0.01	0.04	4.4
CC109819		0.78	34.2	1450	108.0	10.7	0.001	0.03	5.76	2.6	1.8	1.4	28.8	<0.01	0.09	2.8
CC109820		0.41	15.3	540	61.6	4.8	0.003	0.09	1.95	1.3	2.4	0.5	38.3	<0.01	0.03	0.9
CC109821		1.04	33.7	1090	33.4	16.7	0.001	0.03	3.11	4.4	4.1	1.0	41.3	<0.01	0.05	3.4
CC109822		0.77	34.7	5030	13.5	8.9	0.006	0.11	1.47	2.8	3.1	0.5	85.4	<0.01	0.02	1.6
CC109823		0.71	15.0	830	14.0	6.7	0.001	0.02	1.51	1.7	0.9	0.4	28.2	<0.01	0.02	1.5
CC109824		1.13	19.5	1050	43.1	10.7	<0.001	0.02	3.70	2.2	0.7	1.5	18.9	<0.01	0.07	1.6
CC109825		0.58	13.3	560	95.0	6.7	0.001	0.02	2.93	1.6	1.0	1.0	23.9	<0.01	0.06	0.8
CC109826		1.33	14.2	480	28.0	14.0	0.001	0.02	2.72	2.3	0.7	1.3	14.0	<0.01	0.04	3.0
CC109827		0.77	20.7	1060	26.8	7.3	0.001	0.02	4.21	2.4	1.2	1.0	27.0	<0.01	0.04	2.8
CC109828		0.58	18.4	1270	20.1	4.8	0.001	0.02	3.77	2.4	1.1	0.9	33.0	<0.01	0.03	4.1
CC109829		1.46	16.1	460	22.5	10.1	0.002	<0.01	2.51	2.2	0.6	1.2	12.4	<0.01	0.03	2.6
CC109830		0.96	32.1	1030	53.1	8.5	0.002	0.01	3.50	3.0	0.8	0.9	23.1	0.01	0.08	3.9
CC109832		1.54	32.1	570	63.7	11.3	0.002	0.01	1.87	2.9	0.3	0.9	19.0	0.01	0.03	5.0
CC109833		0.19	6.7	760	35.2	4.5	0.003	0.02	0.86	0.1	1.5	0.6	15.9	<0.01	0.01	<0.2
CC109834		0.53	24.3	1240	20.7	7.0	0.003	<0.01	3.49	3.0	0.7	0.8	33.2	<0.01	0.05	4.3
CC109835		1.33	12.6	330	15.0	8.0	0.002	<0.01	1.28	2.0	0.9	0.8	10.5	0.01	0.04	2.2
CC109836		1.01	14.3	600	19.6	8.8	0.002	<0.01	2.10	2.3	1.5	0.8	11.5	<0.01	0.04	2.7
CC109837		0.59	21.6	1200	131.0	8.4	0.002	0.01	5.43	2.8	1.4	1.7	27.1	<0.01	0.07	2.4
CC109838		0.65	22.2	1820	110.0	7.2	0.002	0.01	8.04	3.3	1.6	2.5	40.9	<0.01	0.07	4.6
CC109839		0.54	28.8	1700	22.6	8.8	0.003	0.01	4.18	3.9	1.4	0.9	44.0	<0.01	0.07	4.7
CC109840		0.78	37.9	6640	21.0	13.4	0.005	<0.01	4.59	4.1	2.0	1.1	229	<0.01	0.06	3.8

***** See Appendix Page for comments regarding this certificate *****

ALS Canada Ltd.
2103 Dollarton Hwy
North Vancouver BC V7H 0A7
Phone: 604 984 0221 Fax: 604 984 0218 www.alsglobal.com

To: **SILVER RANGE RESOURCES LTD.**
C/O ARCHER, CATHRO & ASSOCIATES (1981) LIMITED
1016-510 W HASTINGS ST
VANCOUVER BC V6B 1L8

Finalized Date: 26-JUL-2012
Account: RANSIL

Project: Keg-Group 2

CERTIFICATE OF ANALYSIS WH12159018

Sample Description	Method	ME-MS41	ME-MS41	ME-MS41	ME-MS41	ME-MS41	ME-MS41	ME-MS41	ME-MS41
	Analyte	Ti	Tl	U	V	W	Y	Zn	Zr
	Units	%	ppm	ppm	ppm	ppm	ppm	ppm	ppm
	LOR	0.005	0.02	0.05	1	0.05	0.05	2	0.5
CC109817		0.024	0.21	0.75	56	0.26	4.80	77	<0.5
CC109818		0.033	0.26	1.07	60	0.33	7.08	103	1.3
CC109819		0.025	0.32	1.09	60	0.27	7.55	179	1.5
CC109820		0.022	0.12	1.52	30	0.09	6.75	77	1.1
CC109821		0.043	0.28	1.16	70	0.18	9.94	154	2.6
CC109822		0.038	0.53	2.16	75	0.21	12.25	208	1.9
CC109823		0.035	0.14	0.54	39	0.13	4.38	94	0.8
CC109824		0.031	0.24	0.61	80	0.30	3.98	97	<0.5
CC109825		0.023	0.13	0.76	34	0.20	5.92	64	<0.5
CC109826		0.031	0.19	0.55	66	0.26	3.18	76	1.5
CC109827		0.027	0.18	1.11	47	0.20	9.22	88	0.6
CC109828		0.032	0.16	1.19	41	0.18	11.50	83	2.6
CC109829		0.043	0.21	0.64	75	0.41	2.91	82	0.5
CC109830		0.029	0.31	1.09	75	0.24	7.21	164	1.7
CC109832		0.037	0.24	0.97	73	0.38	5.17	94	4.1
CC109833		0.008	0.14	1.30	23	0.14	3.38	21	<0.5
CC109834		0.030	0.24	1.41	51	0.22	11.00	111	1.2
CC109835		0.035	0.17	0.62	53	0.32	2.88	51	<0.5
CC109836		0.030	0.21	1.00	52	0.30	4.98	69	0.5
CC109837		0.030	0.25	1.38	54	0.31	10.10	100	<0.5
CC109838		0.036	0.30	2.02	57	0.24	13.05	133	3.2
CC109839		0.026	0.36	1.60	62	0.25	13.85	152	2.5
CC109840		0.040	0.71	2.07	87	0.31	23.2	194	6.4

***** See Appendix Page for comments regarding this certificate *****

ALS Canada Ltd.
2103 Dollarton Hwy
North Vancouver BC V7H 0A7
Phone: 604 984 0221 Fax: 604 984 0218 www.alsglobal.com

To: **SILVER RANGE RESOURCES LTD.**
C/O ARCHER, CATHRO & ASSOCIATES (1981) LIMITED
1016-510 W HASTINGS ST
VANCOUVER BC V6B 1L8

Finalized Date: 26-JUL-2012
Account: RANSIL

Project: Keg-Group 2

CERTIFICATE OF ANALYSIS WH12159018

Method	CERTIFICATE COMMENTS
ME-MS41	Gold determinations by this method are semi-quantitative due to the small sample weight used (0.5g).

ALS Canada Ltd.

2103 Dollarton Hwy
North Vancouver BC V7H 0A7
Phone: 604 984 0221 Fax: 604 984 0218 www.alsglobal.com

To: **SILVER RANGE RESOURCES LTD.**
C/O ARCHER, CATHRO & ASSOCIATES (1981) LIMITED
1016-510 W HASTINGS ST
VANCOUVER BC V6B 1L8

Finalized Date: 29-JUL-2012
Account: RANSIL

CERTIFICATE WH12159019

Project: Keg-Group 6

P.O. No.:

This report is for 123 Soil samples submitted to our lab in Whitehorse, YT, Canada on 12-JUL-2012.

The following have access to data associated with this certificate:

MATT DUMALA	JOAN MARIACHER	

SAMPLE PREPARATION

ALS CODE	DESCRIPTION
WEI-21	Received Sample Weight
LOG-22	Sample login - Rcd w/o BarCode
SCR-41	Screen to -180um and save both

ANALYTICAL PROCEDURES

ALS CODE	DESCRIPTION	INSTRUMENT
Au-ICP21	Au 30g FA ICP-AES Finish	ICP-AES
ME-MS41	51 anal. aqua regia ICPMS	

To: **SILVER RANGE RESOURCES LTD.**
ATTN: JOAN MARIACHER
C/O ARCHER, CATHRO & ASSOCIATES (1981) LIMITED
1016-510 W HASTINGS ST
VANCOUVER BC V6B 1L8

This is the Final Report and supersedes any preliminary report with this certificate number. Results apply to samples as submitted. All pages of this report have been checked and approved for release.

***** See Appendix Page for comments regarding this certificate *****

Signature:

Colin Ramshaw, Vancouver Laboratory Manager

ALS Canada Ltd.
2103 Dollarton Hwy
North Vancouver BC V7H 0A7
Phone: 604 984 0221 Fax: 604 984 0218 www.alsglobal.com

To: **SILVER RANGE RESOURCES LTD.**
C/O ARCHER, CATHRO & ASSOCIATES (1981) LIMITED
1016-510 W HASTINGS ST
VANCOUVER BC V6B 1L8

Finalized Date: 29-JUL-2012
Account: RANSIL

Project: Keg-Group 6

CERTIFICATE OF ANALYSIS WH12159019

Sample Description	Method	WEI-21	Au-ICP21	ME-MS41	ME-MS41	ME-MS41	ME-MS41	ME-MS41	ME-MS41	ME-MS41	ME-MS41	ME-MS41	ME-MS41	ME-MS41	ME-MS41	ME-MS41
	Analyte	Recvd Wt.	Au	Ag	Al	As	Au	B	Ba	Be	Bi	Ca	Cd	Ce	Co	Cr
	Units	kg	ppm	ppm	%	ppm	ppm	ppm	ppm	ppm	ppm	%	ppm	ppm	ppm	ppm
	LOR	0.02	0.001	0.01	0.01	0.1	0.2	10	10	0.05	0.01	0.01	0.01	0.02	0.1	1
ZZ24720		0.15	0.004	1.98	2.10	428	<0.2	<10	290	0.90	1.94	0.68	3.15	23.1	13.0	30
ZZ24721		0.18	0.004	1.40	1.89	267	<0.2	<10	260	0.67	1.00	0.52	0.95	15.35	8.3	29
ZZ24722		0.20	0.003	1.70	2.02	328	<0.2	<10	260	0.70	1.32	0.73	1.08	17.55	8.7	34
ZZ24723		0.22	0.005	1.76	1.39	221	<0.2	<10	180	0.76	1.12	0.28	1.44	16.90	6.0	18
ZZ24724		0.23	0.003	1.43	0.75	155.5	<0.2	<10	100	0.29	1.01	0.17	1.69	8.31	2.4	11
ZZ24725		0.34	0.011	5.14	2.41	4190	<0.2	<10	560	1.39	18.25	0.59	8.43	23.6	11.8	29
ZZ24726		0.22	0.015	4.91	2.03	1545	<0.2	<10	320	0.97	13.50	0.31	1.45	24.1	8.1	34
ZZ24727		0.13	0.009	3.48	1.80	904	<0.2	<10	270	0.75	5.03	0.40	2.37	19.25	13.9	25
ZZ24728		0.33	0.003	0.88	1.21	252	<0.2	<10	120	0.42	1.85	0.23	0.97	10.25	4.6	14
ZZ24729		0.26	0.001	0.29	0.89	55.4	<0.2	<10	70	0.34	0.34	0.24	0.50	8.51	3.1	11
ZZ24730		0.16	0.003	0.99	1.87	211	<0.2	<10	210	0.76	0.98	0.65	1.59	15.40	7.9	25
ZZ24731		0.22	0.001	0.95	1.98	92.4	<0.2	<10	270	0.80	0.55	0.66	0.56	17.60	8.6	28
ZZ24732		0.22	0.003	0.99	2.05	137.0	<0.2	<10	250	0.91	0.76	0.71	1.01	18.85	8.5	28
ZZ24733		0.26	0.003	1.17	2.06	186.0	<0.2	<10	220	0.66	0.93	0.26	1.93	15.70	7.4	27
ZZ24734		0.21	0.001	0.73	2.04	91.1	<0.2	<10	230	0.72	0.55	0.63	1.39	16.60	8.1	25
ZZ24735		0.23	0.002	0.95	2.25	74.5	<0.2	<10	230	0.92	0.56	0.42	0.35	18.60	7.9	28
ZZ24736		0.19	0.002	0.57	1.87	42.6	<0.2	<10	190	0.62	0.59	0.51	0.32	14.15	6.4	25
ZZ24737		0.20	0.002	0.45	1.91	47.2	<0.2	<10	230	0.64	0.29	0.47	0.28	14.00	6.8	30
ZZ24738		0.37	0.003	0.32	2.14	46.4	<0.2	<10	200	0.76	0.28	0.40	0.48	17.70	6.6	33
ZZ24739		0.22	0.001	0.04	0.40	1.9	<0.2	<10	30	0.09	0.04	0.06	0.11	3.13	0.7	2
ZZ24740		0.27	0.004	0.72	1.81	51.2	<0.2	<10	190	0.78	0.33	0.56	0.32	15.95	7.0	24
ZZ24741		0.31	0.005	0.89	1.92	98.4	<0.2	<10	240	0.98	0.56	0.53	0.56	19.95	7.1	29
ZZ24742		0.23	0.003	0.64	2.28	55.3	<0.2	<10	220	0.98	0.42	0.40	0.90	16.95	10.0	31
ZZ24743		0.23	0.003	0.86	2.06	97.9	<0.2	<10	200	0.94	0.59	0.36	0.57	17.30	8.8	26
ZZ24744		0.19	0.002	0.45	1.52	33.8	<0.2	<10	140	0.52	0.29	0.32	0.61	10.95	6.5	21
ZZ24745		0.21	0.002	0.57	1.71	30.0	<0.2	<10	170	0.64	0.32	0.50	0.21	15.10	6.6	22
ZZ24746		0.18	0.003	0.53	1.98	39.7	<0.2	<10	210	0.57	0.37	0.66	0.97	15.55	7.6	30
ZZ24747		0.35	0.003	0.50	1.97	55.4	<0.2	<10	230	0.75	0.40	0.50	0.69	19.10	6.7	25
ZZ24748		0.16	0.004	1.73	2.36	587	<0.2	<10	350	0.81	2.97	0.45	1.56	20.0	12.3	34
ZZ24749		0.16	0.002	1.18	2.09	224	<0.2	<10	190	0.55	1.30	0.37	0.78	16.55	7.6	27
ZZ24750		0.26	0.003	1.50	2.00	261	<0.2	<10	180	0.67	1.69	0.35	0.60	16.35	8.0	24
CC36747		0.10	0.003	3.32	2.23	706	<0.2	<10	300	0.70	2.33	0.38	0.86	17.55	9.2	32
CC36748		0.18	0.004	1.65	2.16	377	<0.2	<10	280	0.69	1.14	0.32	0.67	16.30	6.9	31
CC36749		0.20	0.003	1.16	1.84	235	<0.2	<10	250	0.60	0.86	0.28	0.27	14.70	7.5	28
CC36750		0.23	0.003	0.80	2.04	114.5	<0.2	<10	180	0.89	0.52	0.52	0.92	17.45	7.8	24
CC43638		0.23	0.003	0.55	1.76	37.3	<0.2	<10	240	0.64	0.34	0.97	0.93	18.75	7.5	26
CC43639		0.21	0.002	0.62	1.86	33.6	<0.2	<10	220	0.67	0.37	0.54	0.58	18.15	7.1	26
CC43641		0.15	0.002	0.96	1.73	177.0	<0.2	<10	230	0.59	1.22	0.37	1.21	16.50	8.3	22
CC43642		0.15	0.003	1.55	2.13	372	<0.2	<10	270	0.80	2.08	0.57	1.55	20.4	7.3	27
CC43643		0.20	0.002	0.97	1.71	45.0	<0.2	<10	200	0.83	0.31	0.49	2.47	14.45	6.1	25

***** See Appendix Page for comments regarding this certificate *****

ALS Canada Ltd.
2103 Dollarton Hwy
North Vancouver BC V7H 0A7
Phone: 604 984 0221 Fax: 604 984 0218 www.alsglobal.com

To: **SILVER RANGE RESOURCES LTD.**
C/O ARCHER, CATHRO & ASSOCIATES (1981) LIMITED
1016-510 W HASTINGS ST
VANCOUVER BC V6B 1L8

Finalized Date: 29-JUL-2012
Account: RANSIL

Project: Keg-Group 6

CERTIFICATE OF ANALYSIS WH12159019

Sample Description	Method	ME-MS41	ME-MS41	ME-MS41	ME-MS41	ME-MS41	ME-MS41	ME-MS41	ME-MS41	ME-MS41	ME-MS41	ME-MS41	ME-MS41	ME-MS41	ME-MS41	ME-MS41
	Analyte	Cs	Cu	Fe	Ga	Ge	Hf	Hg	In	K	La	Li	Mg	Mn	Mo	Na
	Units	ppm	ppm	%	ppm	ppm	ppm	ppm	ppm	%	ppm	ppm	%	ppm	ppm	%
	LOR	0.05	0.2	0.01	0.05	0.05	0.02	0.01	0.005	0.01	0.2	0.1	0.01	5	0.05	0.01
ZZ24720		6.23	125.5	2.27	5.64	0.05	0.02	0.10	0.082	0.07	10.7	28.9	0.89	1360	2.83	0.01
ZZ24721		5.18	52.4	2.12	5.55	<0.05	0.02	0.12	0.055	0.07	8.0	25.2	0.84	401	3.00	<0.01
ZZ24722		5.56	63.6	2.35	5.92	<0.05	0.03	0.09	0.065	0.08	8.5	27.0	0.91	429	3.28	0.01
ZZ24723		2.45	101.5	1.60	3.65	0.05	<0.02	0.12	0.057	0.04	8.0	11.9	0.37	312	2.86	0.01
ZZ24724		2.17	57.0	1.10	2.29	<0.05	<0.02	0.07	0.047	0.04	4.3	7.0	0.22	96	1.27	0.01
ZZ24725		6.42	391	3.50	6.46	0.06	0.04	0.12	0.732	0.10	11.3	35.0	0.94	631	5.70	<0.01
ZZ24726		8.96	292	3.80	6.12	0.06	<0.02	0.15	0.194	0.15	11.8	31.9	0.81	283	4.32	0.02
ZZ24727		5.54	177.0	2.37	4.96	0.05	<0.02	0.08	0.106	0.07	8.8	23.4	0.76	710	3.23	0.02
ZZ24728		2.37	40.0	1.42	3.51	<0.05	<0.02	0.05	0.082	0.04	5.0	10.8	0.40	232	1.10	0.02
ZZ24729		1.66	25.0	1.03	2.90	<0.05	<0.02	0.03	0.019	0.04	4.0	9.6	0.31	112	0.68	0.02
ZZ24730		3.98	64.7	1.84	5.52	<0.05	0.02	0.05	0.047	0.06	7.8	20.9	0.71	429	2.36	0.02
ZZ24731		4.11	42.1	1.93	5.19	<0.05	0.03	0.09	0.034	0.05	8.6	20.0	0.74	453	2.29	0.01
ZZ24732		4.36	40.3	2.09	5.85	0.05	0.04	0.09	0.040	0.08	9.1	22.4	0.88	401	2.18	0.02
ZZ24733		4.28	43.9	2.04	5.94	<0.05	<0.02	0.08	0.043	0.06	7.9	24.0	0.88	287	1.60	0.01
ZZ24734		3.92	51.8	1.78	5.17	<0.05	0.03	0.07	0.031	0.07	8.0	20.0	0.91	539	1.84	0.02
ZZ24735		3.96	49.9	1.84	5.99	<0.05	0.03	0.07	0.036	0.06	8.8	21.2	0.94	341	2.22	0.02
ZZ24736		3.64	30.9	1.68	5.54	<0.05	0.03	0.07	0.022	0.06	7.2	19.5	0.98	187	1.71	0.01
ZZ24737		3.77	26.5	1.98	5.48	<0.05	0.03	0.06	0.024	0.07	7.1	20.9	1.10	213	3.38	0.01
ZZ24738		3.77	25.1	2.02	6.09	0.06	0.05	0.04	0.022	0.08	8.4	20.5	1.65	197	3.10	<0.01
ZZ24739		0.44	3.3	0.39	1.54	<0.05	<0.02	0.02	<0.005	0.03	1.5	0.5	0.03	10	0.22	0.03
ZZ24740		3.32	40.5	1.82	5.09	<0.05	0.02	0.06	0.021	0.06	7.9	16.9	0.94	281	2.30	0.02
ZZ24741		3.97	80.1	2.06	5.68	0.05	0.05	0.07	0.033	0.08	10.4	20.7	1.03	357	2.41	0.01
ZZ24742		4.28	34.7	2.02	6.67	<0.05	0.05	0.05	0.032	0.07	8.8	28.7	1.21	402	2.96	0.02
ZZ24743		3.79	58.2	1.77	6.21	0.06	0.05	0.05	0.030	0.06	9.3	22.0	0.96	399	2.46	0.02
ZZ24744		2.97	22.4	1.32	4.69	<0.05	0.03	0.05	0.020	0.05	5.8	16.1	0.77	319	1.51	0.02
ZZ24745		3.45	28.3	1.44	5.01	<0.05	0.05	0.06	0.024	0.05	8.0	16.9	0.83	257	1.57	0.01
ZZ24746		4.12	25.3	1.83	5.60	<0.05	0.05	0.08	0.025	0.07	8.1	21.1	1.15	322	2.05	0.01
ZZ24747		3.53	32.9	1.84	5.08	0.05	0.04	0.04	0.028	0.07	9.6	19.7	0.94	310	2.49	0.02
ZZ24748		7.25	104.5	3.14	6.92	0.06	<0.02	0.05	0.110	0.09	11.1	38.6	1.15	549	3.62	0.02
ZZ24749		4.09	41.0	2.13	7.60	<0.05	0.02	0.06	0.043	0.05	9.0	23.4	0.89	307	1.71	0.01
ZZ24750		4.02	57.5	2.12	6.07	<0.05	0.03	0.04	0.061	0.05	8.8	21.1	0.79	328	3.39	0.02
CC36747		7.29	78.8	2.60	6.97	0.05	0.02	0.09	0.108	0.07	10.0	33.6	0.94	388	4.73	0.01
CC36748		5.70	57.2	2.25	6.35	<0.05	0.03	0.09	0.057	0.07	9.1	27.2	0.88	312	2.97	0.01
CC36749		4.82	39.7	1.97	5.89	<0.05	0.02	0.10	0.052	0.06	8.0	22.6	0.74	479	3.19	0.01
CC36750		3.86	41.5	1.92	5.86	0.05	0.04	0.10	0.034	0.07	10.3	20.4	0.82	354	2.26	0.01
CC43638		3.28	30.4	1.71	4.88	0.05	0.06	0.05	0.029	0.07	10.5	19.2	0.99	298	1.69	0.02
CC43639		3.60	30.0	1.65	5.26	0.05	0.07	0.07	0.030	0.07	9.4	19.6	0.94	210	1.80	0.01
CC43641		4.85	64.4	2.07	5.16	<0.05	<0.02	0.03	0.060	0.06	8.9	20.0	0.62	429	2.39	0.02
CC43642		5.35	84.6	2.71	5.71	0.05	0.02	0.06	0.109	0.08	11.2	27.0	0.81	252	4.61	0.02
CC43643		3.69	39.3	1.67	5.11	<0.05	0.04	0.05	0.026	0.08	7.8	18.1	0.84	179	10.90	0.02

***** See Appendix Page for comments regarding this certificate *****

ALS Canada Ltd.
2103 Dollarton Hwy
North Vancouver BC V7H 0A7
Phone: 604 984 0221 Fax: 604 984 0218 www.alsglobal.com

To: **SILVER RANGE RESOURCES LTD.**
C/O ARCHER, CATHRO & ASSOCIATES (1981) LIMITED
1016-510 W HASTINGS ST
VANCOUVER BC V6B 1L8

Finalized Date: 29-JUL-2012
Account: RANSIL

Project: Keg-Group 6

CERTIFICATE OF ANALYSIS WH12159019

Sample Description	Method	ME-MS41	ME-MS41	ME-MS41	ME-MS41	ME-MS41	ME-MS41	ME-MS41	ME-MS41	ME-MS41	ME-MS41	ME-MS41	ME-MS41	ME-MS41	ME-MS41	ME-MS41
	Analyte	Nb	Ni	P	Pb	Rb	Re	S	Sb	Sc	Se	Sn	Sr	Ta	Te	Th
	Units	ppm	ppm	ppm	ppm	ppm	ppm	%	ppm	ppm	ppm	ppm	ppm	ppm	ppm	ppm
	LOR	0.05	0.2	10	0.2	0.1	0.001	0.01	0.05	0.1	0.2	0.2	0.2	0.01	0.01	0.2
ZZ24720		0.74	38.8	1360	105.5	15.9	0.003	0.11	7.90	1.9	1.5	8.3	51.8	<0.01	0.05	0.9
ZZ24721		0.76	28.0	1230	57.4	13.5	0.003	0.10	7.68	1.6	1.0	7.0	42.3	<0.01	0.05	0.7
ZZ24722		0.80	29.1	1310	74.8	14.9	0.004	0.11	8.24	1.8	1.2	6.1	45.7	<0.01	0.05	0.9
ZZ24723		0.51	18.2	1720	81.0	5.8	0.002	0.18	5.04	0.5	1.0	4.4	29.4	<0.01	0.04	0.2
ZZ24724		0.29	9.5	910	42.6	5.4	0.002	0.09	2.35	0.2	0.6	3.5	16.5	<0.01	0.03	<0.2
ZZ24725		0.79	43.7	1720	188.5	15.5	0.003	0.11	15.25	2.5	2.9	37.7	84.8	<0.01	0.10	1.8
ZZ24726		0.79	28.9	1840	123.5	21.2	0.002	0.21	7.21	1.9	3.5	18.7	50.4	<0.01	0.07	0.6
ZZ24727		0.56	27.8	1350	157.5	11.1	0.003	0.12	15.45	1.2	2.0	22.4	45.6	<0.01	0.09	0.3
ZZ24728		0.30	14.0	850	62.3	5.9	0.002	0.03	4.02	0.5	<0.2	7.9	29.8	<0.01	0.03	<0.2
ZZ24729		0.31	8.2	620	18.1	4.3	0.002	0.03	1.85	0.6	<0.2	1.4	20.5	<0.01	0.02	0.3
ZZ24730		0.65	28.9	1040	64.1	10.1	0.002	0.07	5.75	1.6	0.8	3.8	53.5	<0.01	0.04	0.7
ZZ24731		0.71	26.8	1220	55.4	9.9	0.003	0.10	7.25	1.7	0.9	2.3	41.3	<0.01	0.05	0.9
ZZ24732		0.78	33.1	1080	64.6	11.9	0.002	0.06	9.35	2.4	1.3	2.3	59.5	<0.01	0.06	1.7
ZZ24733		0.80	27.5	830	64.9	11.3	0.003	0.05	4.57	1.6	0.6	3.9	32.2	<0.01	0.04	0.5
ZZ24734		0.64	31.0	1050	42.5	12.2	0.003	0.07	5.50	1.8	0.8	2.0	46.6	<0.01	0.04	1.0
ZZ24735		0.75	31.8	1150	38.3	10.6	0.002	0.09	6.45	1.9	1.4	1.8	39.7	<0.01	0.04	1.1
ZZ24736		0.77	33.3	730	17.9	10.8	0.003	0.05	4.47	1.9	0.8	1.2	37.2	<0.01	0.06	1.2
ZZ24737		0.82	37.1	850	17.3	10.7	0.003	0.05	5.95	2.3	0.7	0.9	32.4	<0.01	0.04	1.5
ZZ24738		1.04	32.3	730	16.2	12.5	0.003	0.03	7.74	2.8	0.7	0.7	22.9	<0.01	0.04	2.7
ZZ24739		0.32	1.3	150	1.2	2.8	0.002	0.01	0.24	0.3	<0.2	0.2	7.6	<0.01	<0.01	0.2
ZZ24740		0.58	29.8	1060	17.3	10.2	0.004	0.06	5.91	1.8	0.9	0.8	28.2	<0.01	0.01	0.8
ZZ24741		0.78	39.5	1110	24.5	16.0	0.004	0.05	7.93	2.9	1.8	0.9	36.5	<0.01	0.04	1.6
ZZ24742		0.64	37.9	1140	26.2	13.7	<0.001	0.07	6.57	2.4	1.2	1.3	35.5	<0.01	0.03	1.4
ZZ24743		0.61	35.9	1030	30.1	11.7	0.001	0.06	6.52	2.1	1.7	1.4	34.3	<0.01	0.04	1.1
ZZ24744		0.53	22.6	800	20.8	10.1	<0.001	0.06	3.40	1.6	1.0	0.9	26.8	<0.01	0.03	0.9
ZZ24745		0.62	26.4	890	23.9	10.3	<0.001	0.07	4.58	1.8	1.2	1.1	35.4	<0.01	0.03	1.5
ZZ24746		0.72	32.3	880	22.3	13.7	0.001	0.08	5.79	2.2	0.9	1.1	39.5	<0.01	0.05	1.7
ZZ24747		0.76	33.3	1080	27.9	11.1	0.001	0.02	8.61	2.6	0.8	1.2	48.8	<0.01	0.06	3.0
ZZ24748		0.67	38.0	1450	144.5	14.8	<0.001	0.08	10.55	2.5	1.7	18.4	57.1	<0.01	0.08	0.7
ZZ24749		0.78	25.6	940	87.2	10.0	0.001	0.05	5.53	1.7	0.8	5.2	37.0	<0.01	0.07	0.6
ZZ24750		0.60	32.5	1120	96.4	9.1	0.001	0.06	6.68	1.6	1.1	5.3	41.7	<0.01	0.06	0.8
CC36747		0.84	37.8	1390	292	18.0	0.001	0.09	9.02	2.2	1.6	16.8	47.7	<0.01	0.06	1.3
CC36748		0.79	31.9	1240	105.5	17.8	0.001	0.08	7.20	2.1	1.7	7.3	39.2	<0.01	0.08	1.5
CC36749		0.67	25.0	1110	73.0	14.3	0.001	0.09	7.58	1.4	1.0	8.0	33.3	<0.01	0.04	0.8
CC36750		0.69	31.2	990	45.7	13.6	0.001	0.08	7.98	1.8	1.2	5.2	46.7	<0.01	0.06	1.4
CC43638		0.88	31.8	920	24.8	12.8	0.001	0.06	6.03	2.7	1.4	1.4	56.2	<0.01	0.06	2.8
CC43639		0.77	32.9	910	31.8	12.1	0.001	0.06	5.39	2.4	1.5	1.3	39.9	<0.01	0.04	2.2
CC43641		0.60	24.8	1160	136.5	11.4	0.001	0.07	6.28	1.5	1.4	7.2	43.2	<0.01	0.04	0.7
CC43642		0.87	37.2	1360	158.5	12.4	0.001	0.09	7.40	2.1	2.1	10.0	62.3	<0.01	0.06	1.3
CC43643		0.68	59.0	890	16.0	10.9	0.001	0.07	7.38	1.7	1.7	1.2	57.8	<0.01	0.07	1.2

***** See Appendix Page for comments regarding this certificate *****

ALS Canada Ltd.
2103 Dollarton Hwy
North Vancouver BC V7H 0A7
Phone: 604 984 0221 Fax: 604 984 0218 www.alsglobal.com

To: **SILVER RANGE RESOURCES LTD.**
C/O ARCHER, CATHRO & ASSOCIATES (1981) LIMITED
1016-510 W HASTINGS ST
VANCOUVER BC V6B 1L8

Finalized Date: 29-JUL-2012
Account: RANSIL

Project: Keg-Group 6

CERTIFICATE OF ANALYSIS WH12159019

Sample Description	Method	ME-MS41	ME-MS41	ME-MS41	ME-MS41	ME-MS41	ME-MS41	ME-MS41	ME-MS41
	Analyte	Ti	Tl	U	V	W	Y	Zn	Zr
	Units	%	ppm	ppm	ppm	ppm	ppm	ppm	ppm
	LOR	0.005	0.02	0.05	1	0.05	0.05	2	0.5
ZZ24720		0.026	0.27	2.62	74	1.00	9.59	355	0.7
ZZ24721		0.026	0.22	2.15	71	0.97	5.23	202	0.5
ZZ24722		0.031	0.23	2.35	82	0.81	5.80	243	0.6
ZZ24723		0.019	0.29	3.18	49	0.62	7.56	118	<0.5
ZZ24724		0.019	0.12	1.53	34	0.57	3.43	96	<0.5
ZZ24725		0.025	0.32	4.90	89	9.70	10.90	558	1.0
ZZ24726		0.036	0.42	5.42	84	12.95	8.77	228	<0.5
ZZ24727		0.029	0.29	3.29	66	0.86	8.09	233	<0.5
ZZ24728		0.025	0.09	0.81	38	0.81	2.84	138	<0.5
ZZ24729		0.023	0.07	0.62	32	0.20	2.50	55	<0.5
ZZ24730		0.025	0.20	1.87	61	0.77	6.50	195	0.7
ZZ24731		0.025	0.19	1.99	59	0.55	6.67	158	0.6
ZZ24732		0.030	0.16	1.79	61	0.64	7.63	196	1.1
ZZ24733		0.031	0.19	1.61	59	0.88	4.84	235	<0.5
ZZ24734		0.029	0.16	1.68	56	0.37	6.82	186	0.9
ZZ24735		0.029	0.21	2.26	63	0.39	7.49	156	1.1
ZZ24736		0.033	0.15	1.59	64	0.32	5.08	148	0.8
ZZ24737		0.033	0.18	2.11	85	0.29	5.40	167	1.0
ZZ24738		0.049	0.23	1.48	64	0.26	5.72	124	1.5
ZZ24739		0.023	0.04	0.17	11	<0.05	0.52	7	0.5
ZZ24740		0.030	0.18	2.62	60	0.31	6.58	158	0.7
ZZ24741		0.030	0.23	3.97	69	0.28	10.50	202	1.4
ZZ24742		0.029	0.20	2.36	80	0.49	7.00	208	1.4
ZZ24743		0.028	0.17	2.38	63	0.32	9.18	188	1.3
ZZ24744		0.024	0.15	1.41	49	0.24	4.05	134	0.8
ZZ24745		0.026	0.15	1.83	52	0.26	6.19	125	1.2
ZZ24746		0.031	0.18	1.98	75	0.40	6.41	174	1.2
ZZ24747		0.036	0.16	1.84	70	0.31	8.06	161	1.4
ZZ24748		0.044	0.28	3.11	100	0.65	7.86	341	<0.5
ZZ24749		0.032	0.19	1.20	66	1.22	5.20	209	0.6
ZZ24750		0.028	0.16	1.97	65	0.54	6.43	225	0.8
CC36747		0.029	0.28	2.61	90	1.41	5.71	395	0.8
CC36748		0.026	0.22	2.50	76	1.17	5.30	250	0.8
CC36749		0.026	0.24	1.93	67	2.91	4.80	158	0.6
CC36750		0.025	0.13	2.30	59	0.44	7.93	161	1.2
CC43638		0.035	0.14	2.68	68	0.36	9.25	154	2.1
CC43639		0.030	0.16	2.76	66	0.29	8.44	141	1.9
CC43641		0.032	0.19	1.98	55	2.66	5.60	257	0.6
CC43642		0.036	0.27	3.46	72	2.60	8.38	296	0.8
CC43643		0.030	0.33	6.92	110	1.68	7.32	331	1.2

***** See Appendix Page for comments regarding this certificate *****

ALS Canada Ltd.
2103 Dollarton Hwy
North Vancouver BC V7H 0A7
Phone: 604 984 0221 Fax: 604 984 0218 www.alsglobal.com

To: **SILVER RANGE RESOURCES LTD.**
C/O ARCHER, CATHRO & ASSOCIATES (1981) LIMITED
1016-510 W HASTINGS ST
VANCOUVER BC V6B 1L8

Finalized Date: 29-JUL-2012
Account: RANSIL

Project: Keg-Group 6

CERTIFICATE OF ANALYSIS WH12159019

Sample Description	Method	WEI-21	Au-ICP21	ME-MS41	ME-MS41	ME-MS41	ME-MS41	ME-MS41	ME-MS41	ME-MS41	ME-MS41	ME-MS41	ME-MS41	ME-MS41	ME-MS41	ME-MS41
	Analyte	Recvd Wt.	Au	Ag	Al	As	Au	B	Ba	Be	Bi	Ca	Cd	Ce	Co	Cr
	Units	kg	ppm	ppm	%	ppm	ppm	ppm	ppm	ppm	ppm	%	ppm	ppm	ppm	ppm
	LOR	0.02	0.001	0.01	0.01	0.1	0.2	10	10	0.05	0.01	0.01	0.01	0.02	0.1	1
CC43644		0.11	0.004	1.01	2.14	42.3	<0.2	<10	220	1.07	0.35	1.09	0.92	18.60	8.5	28
CC43645		0.23	0.002	0.68	2.04	56.2	<0.2	<10	200	0.62	0.38	0.82	0.39	13.50	6.9	30
CC43646		0.15	0.002	0.83	2.02	94.9	<0.2	<10	180	0.78	0.40	0.67	1.10	17.95	8.5	22
CC43647		0.19	0.003	0.97	2.04	129.0	<0.2	<10	180	0.93	0.49	0.59	0.65	19.45	8.7	25
CC43648		0.17	0.003	1.41	2.08	160.5	<0.2	<10	240	0.90	0.87	0.57	0.93	20.2	8.3	28
CC43649		0.12	0.002	1.13	2.14	116.5	<0.2	<10	220	0.95	0.67	0.35	1.46	19.50	8.7	26
ZZ24701		0.27	0.003	0.77	2.07	144.5	<0.2	<10	220	0.78	0.62	0.34	0.58	20.3	7.9	28
ZZ24702		0.17	0.003	1.36	2.31	196.5	<0.2	<10	200	0.71	1.12	0.64	1.95	19.50	10.1	27
ZZ24703		0.22	0.001	0.51	1.40	50.7	<0.2	<10	130	0.45	0.39	0.25	0.35	12.45	5.8	17
ZZ24704		0.23	0.002	0.85	1.82	51.0	<0.2	<10	180	0.63	0.38	0.47	0.69	19.10	8.4	26
ZZ24705		0.28	0.002	0.42	1.49	31.9	<0.2	<10	170	0.43	0.23	0.38	0.59	11.25	8.3	21
ZZ24706		0.16	0.002	0.35	1.20	46.1	<0.2	<10	100	0.35	0.21	0.26	0.37	11.20	5.4	15
ZZ24707		0.23	0.004	0.82	1.84	30.3	<0.2	<10	360	0.72	0.23	0.38	0.64	24.4	8.4	26
ZZ24708		0.26	0.003	0.37	1.59	28.4	<0.2	<10	230	0.58	0.26	0.14	0.48	21.9	6.1	23
ZZ24709		0.26	0.001	0.32	0.76	14.6	<0.2	<10	80	0.30	0.13	0.22	0.52	9.62	2.8	11
ZZ24710		0.19	0.001	0.56	0.67	14.3	<0.2	<10	70	0.36	0.10	0.24	0.52	10.60	3.2	8
CC32398		0.27	0.005	2.38	2.66	1215	<0.2	<10	580	1.20	8.03	0.42	7.16	39.2	11.3	35
CC32399		0.23	0.005	2.45	2.51	729	<0.2	<10	380	1.02	4.95	0.40	0.78	30.1	11.0	35
CC32400		0.22	0.004	11.70	3.84	5960	<0.2	<10	380	1.69	48.4	0.20	8.86	33.5	14.0	44
CC32401		0.27	0.005	6.31	2.38	1025	<0.2	<10	350	0.97	9.78	0.37	5.33	32.1	10.0	31
CC32402		0.23	0.003	3.49	2.64	811	<0.2	<10	420	1.07	5.27	0.53	4.43	26.4	10.1	32
CC32403		0.20	0.002	1.73	2.04	385	<0.2	<10	250	0.76	2.04	0.50	3.10	15.95	8.8	28
CC32404		0.20	0.003	2.03	1.98	461	<0.2	<10	280	0.78	2.17	0.52	4.20	20.5	8.8	27
CC32405		0.24	0.002	1.40	1.96	197.5	<0.2	<10	300	0.60	0.90	0.55	1.99	15.95	7.2	27
CC32406		0.17	0.002	0.95	1.85	105.5	<0.2	<10	290	0.64	0.73	0.34	0.60	16.75	8.7	25
CC32407		0.24	0.004	0.80	2.02	147.0	<0.2	<10	320	0.59	1.11	0.47	1.71	18.90	7.6	28
CC32408		0.22	0.003	0.97	2.28	156.0	<0.2	<10	310	0.77	0.96	0.45	0.93	19.50	8.0	28
CC32409		0.16	0.002	1.41	2.32	202	<0.2	<10	280	0.79	1.50	0.37	1.95	18.90	9.8	28
CC32410		0.24	0.002	0.89	1.46	70.5	<0.2	<10	170	0.43	0.47	0.26	0.84	12.40	5.6	18
CC32825		0.15	0.002	1.23	2.21	96.6	<0.2	<10	300	0.72	0.55	0.43	1.51	18.55	11.4	27
CC32826		0.24	0.001	0.73	1.90	68.0	<0.2	<10	220	0.59	0.30	0.34	1.05	14.05	7.3	25
CC32827		0.23	0.002	1.21	2.28	81.1	<0.2	<10	340	0.70	0.38	0.47	0.96	16.45	15.7	34
CC32828		0.15	0.002	1.02	1.58	77.1	<0.2	<10	250	0.51	0.37	0.45	1.39	16.65	6.4	22
CC32829		0.16	0.001	0.50	0.70	22.9	<0.2	<10	100	0.19	0.15	0.24	1.27	7.75	2.6	11
CC32830		0.19	0.005	1.80	1.71	80.3	<0.2	<10	240	0.73	0.52	0.48	1.87	19.85	11.2	23
CC32831		0.25	0.003	1.97	1.49	306	<0.2	<10	200	0.53	1.30	0.29	1.74	19.70	6.3	20
CC32832		0.25	0.002	0.76	1.78	80.5	<0.2	<10	260	0.59	0.45	1.08	1.20	12.10	5.8	24
CC32833		0.17	0.007	1.19	2.16	113.0	<0.2	<10	240	1.04	0.50	1.08	1.03	19.20	8.7	24
CC32834		0.23	0.001	1.07	1.70	142.5	<0.2	<10	260	0.55	0.54	0.30	0.93	16.80	6.7	25
CC32835		0.32	0.003	1.16	1.93	186.0	<0.2	<10	330	0.74	0.86	0.48	0.96	19.40	7.4	25

***** See Appendix Page for comments regarding this certificate *****

ALS Canada Ltd.
2103 Dollarton Hwy
North Vancouver BC V7H 0A7
Phone: 604 984 0221 Fax: 604 984 0218 www.alsglobal.com

To: **SILVER RANGE RESOURCES LTD.**
C/O ARCHER, CATHRO & ASSOCIATES (1981) LIMITED
1016-510 W HASTINGS ST
VANCOUVER BC V6B 1L8

Finalized Date: 29-JUL-2012
Account: RANSIL

Project: Keg-Group 6

CERTIFICATE OF ANALYSIS WH12159019

Sample Description	Method	ME-MS41	ME-MS41	ME-MS41	ME-MS41	ME-MS41	ME-MS41	ME-MS41	ME-MS41	ME-MS41	ME-MS41	ME-MS41	ME-MS41	ME-MS41	ME-MS41	ME-MS41
	Analyte	Cs	Cu	Fe	Ga	Ge	Hf	Hg	In	K	La	Li	Mg	Mn	Mo	Na
	Units	ppm	ppm	%	ppm	ppm	ppm	ppm	ppm	%	ppm	ppm	%	ppm	ppm	%
	LOR	0.05	0.2	0.01	0.05	0.05	0.02	0.01	0.005	0.01	0.2	0.1	0.01	5	0.05	0.01
CC43644		3.83	61.8	1.77	5.24	0.06	0.06	0.08	0.029	0.07	10.1	19.0	1.13	490	5.81	0.02
CC43645		3.85	31.1	1.71	6.01	<0.05	0.04	0.07	0.021	0.08	7.1	23.0	1.17	240	2.47	0.02
CC43646		3.22	50.5	1.78	5.18	<0.05	0.04	0.08	0.030	0.08	8.9	17.7	0.92	480	2.01	0.01
CC43647		3.73	49.9	1.98	5.88	0.05	0.04	0.09	0.034	0.08	9.5	20.1	0.78	406	2.63	0.01
CC43648		4.58	69.3	2.03	5.84	<0.05	0.03	0.11	0.046	0.07	10.8	23.0	0.77	518	2.77	0.02
CC43649		3.98	47.3	2.14	6.10	0.05	0.03	0.13	0.044	0.06	10.2	20.5	0.68	371	2.21	0.01
ZZ24701		4.20	44.9	2.11	6.16	<0.05	0.03	0.05	0.039	0.06	10.8	22.3	0.94	343	4.95	0.01
ZZ24702		4.19	55.6	2.40	6.24	<0.05	0.03	0.07	0.055	0.06	10.7	21.3	1.02	417	6.83	0.03
ZZ24703		2.90	24.0	1.60	4.42	<0.05	0.02	0.03	0.019	0.04	6.4	12.0	0.56	259	2.49	0.02
ZZ24704		3.60	38.2	2.01	5.34	<0.05	0.03	0.06	0.028	0.05	10.1	17.1	0.92	354	3.54	0.01
ZZ24705		2.85	31.8	1.55	4.55	<0.05	0.03	0.04	0.018	0.05	6.0	14.3	0.76	423	4.10	0.02
ZZ24706		2.24	21.5	1.36	3.58	<0.05	0.02	0.03	0.016	0.03	5.7	10.8	0.62	198	3.30	0.01
ZZ24707		2.89	42.5	2.11	4.72	0.05	0.03	0.12	0.029	0.09	12.6	18.7	0.67	204	2.68	0.01
ZZ24708		2.30	27.2	2.60	5.20	<0.05	0.04	0.10	0.029	0.06	11.3	22.1	0.41	193	3.10	<0.01
ZZ24709		1.39	19.6	0.96	2.81	<0.05	<0.02	0.04	0.012	0.03	5.3	5.9	0.26	90	1.13	0.01
ZZ24710		1.33	30.0	0.86	2.40	<0.05	<0.02	0.04	0.009	0.03	5.9	4.6	0.23	74	1.03	0.02
CC32398		11.50	192.0	3.67	7.33	0.07	0.06	0.05	0.263	0.22	20.6	49.0	1.25	496	2.86	0.03
CC32399		7.65	131.0	3.17	6.98	0.06	0.07	0.06	0.157	0.13	16.7	39.5	1.07	348	3.44	0.02
CC32400		22.3	690	7.17	10.75	0.10	0.05	0.08	1.955	0.55	19.5	60.4	1.25	679	2.17	0.06
CC32401		9.12	226	3.28	7.13	0.08	0.03	0.07	0.406	0.16	17.2	36.9	0.91	359	2.79	0.02
CC32402		7.95	142.0	3.03	7.53	0.07	0.03	0.05	0.251	0.12	14.6	41.5	1.03	457	4.52	0.03
CC32403		7.11	69.3	2.59	6.99	<0.05	0.02	0.05	0.120	0.09	8.0	29.7	0.79	392	3.35	0.02
CC32404		5.41	74.2	2.27	5.77	0.05	0.04	0.05	0.127	0.08	9.9	26.0	0.75	483	3.57	0.02
CC32405		5.42	41.6	2.06	5.96	<0.05	0.02	0.08	0.051	0.07	8.2	23.5	0.77	343	4.10	0.02
CC32406		4.78	37.4	1.89	5.54	<0.05	0.02	0.06	0.049	0.06	8.5	21.4	0.68	422	2.83	0.02
CC32407		5.92	40.5	2.34	5.86	<0.05	0.02	0.05	0.060	0.08	9.2	26.1	0.84	328	1.99	0.03
CC32408		6.23	61.0	2.23	6.78	0.06	0.04	0.04	0.056	0.07	10.0	27.8	0.87	378	1.88	0.03
CC32409		8.48	112.5	2.57	6.62	<0.05	0.02	0.06	0.084	0.08	9.8	25.1	0.83	326	3.04	0.02
CC32410		4.36	39.1	1.74	4.80	<0.05	0.02	0.04	0.027	0.05	6.0	15.0	0.50	168	2.61	0.02
CC32825		5.76	62.4	1.98	6.28	<0.05	0.03	0.07	0.037	0.06	9.3	22.5	0.86	400	3.48	0.02
CC32826		3.80	42.0	1.98	6.17	<0.05	0.03	0.04	0.026	0.07	6.6	18.5	0.93	278	3.89	0.02
CC32827		5.67	78.1	2.34	7.02	0.06	0.03	0.05	0.033	0.12	8.3	25.5	1.23	626	8.91	0.02
CC32828		3.37	72.1	1.70	4.79	<0.05	0.02	0.05	0.027	0.05	8.9	16.3	0.65	249	2.54	0.02
CC32829		1.46	28.8	0.88	2.58	<0.05	<0.02	0.03	0.013	0.04	3.9	5.8	0.24	96	1.06	0.01
CC32830		4.71	140.5	1.73	4.93	<0.05	0.02	0.05	0.039	0.06	9.6	17.9	0.57	652	4.36	0.02
CC32831		4.02	59.7	2.09	4.50	0.05	0.02	0.04	0.072	0.06	10.2	16.8	0.47	221	2.06	0.02
CC32832		3.69	28.9	1.54	5.16	0.05	0.05	0.07	0.026	0.07	5.8	17.6	0.73	233	1.76	0.02
CC32833		3.92	45.1	1.85	5.86	0.05	0.04	0.09	0.039	0.07	9.3	19.4	0.72	521	8.85	0.02
CC32834		3.93	35.6	1.81	5.07	<0.05	0.02	0.06	0.036	0.06	8.6	19.1	0.63	321	2.95	0.02
CC32835		4.51	47.9	2.00	5.47	0.05	0.03	0.05	0.048	0.08	10.0	22.8	0.73	332	2.55	0.02

***** See Appendix Page for comments regarding this certificate *****

ALS Canada Ltd.
2103 Dollarton Hwy
North Vancouver BC V7H 0A7
Phone: 604 984 0221 Fax: 604 984 0218 www.alsglobal.com

To: **SILVER RANGE RESOURCES LTD.**
C/O ARCHER, CATHRO & ASSOCIATES (1981) LIMITED
1016-510 W HASTINGS ST
VANCOUVER BC V6B 1L8

Finalized Date: 29-JUL-2012
Account: RANSIL

Project: Keg-Group 6

CERTIFICATE OF ANALYSIS WH12159019

Sample Description	Method	ME-MS41	ME-MS41	ME-MS41	ME-MS41	ME-MS41	ME-MS41	ME-MS41	ME-MS41	ME-MS41	ME-MS41	ME-MS41	ME-MS41	ME-MS41	ME-MS41	ME-MS41
	Analyte	Nb	Ni	P	Pb	Rb	Re	S	Sb	Sc	Se	Sn	Sr	Ta	Te	Th
	Units	ppm	ppm	ppm	ppm	ppm	ppm	%	ppm	ppm	ppm	ppm	ppm	ppm	ppm	ppm
	LOR	0.05	0.2	10	0.2	0.1	0.001	0.01	0.05	0.1	0.2	0.2	0.2	0.01	0.01	0.2
CC43644		0.64	51.4	1240	23.5	11.8	0.001	0.12	7.90	2.1	2.0	1.1	59.7	<0.01	0.05	1.8
CC43645		0.67	30.7	940	17.7	12.3	0.001	0.07	6.41	1.9	0.9	1.3	50.4	<0.01	0.04	1.6
CC43646		0.55	25.4	1220	30.9	13.0	0.001	0.10	5.93	1.4	1.5	1.4	51.7	<0.01	0.03	1.1
CC43647		0.67	29.3	1100	39.6	13.7	<0.001	0.07	7.75	2.0	1.7	1.9	54.6	<0.01	0.06	1.6
CC43648		0.72	30.1	1320	65.8	14.7	0.001	0.12	8.47	1.5	1.6	4.1	47.8	<0.01	0.06	1.0
CC43649		0.74	25.8	1280	105.5	12.1	0.001	0.11	6.71	1.5	1.6	2.7	36.8	<0.01	0.05	1.2
ZZ24701		0.56	41.3	1150	53.3	10.8	0.001	0.05	7.42	2.0	1.0	2.6	34.8	<0.01	0.06	1.0
ZZ24702		0.63	51.2	1180	102.0	10.1	0.001	0.08	6.87	1.8	1.6	3.2	51.2	<0.01	0.06	0.9
ZZ24703		0.34	20.2	960	25.6	7.2	<0.001	0.05	3.28	0.9	0.5	1.0	23.1	<0.01	0.03	0.3
ZZ24704		0.52	32.9	1200	21.6	10.5	<0.001	0.07	5.22	1.6	1.9	0.9	35.6	<0.01	0.03	0.7
ZZ24705		0.53	26.0	870	16.2	8.9	0.001	0.05	5.15	1.4	1.1	0.6	31.7	<0.01	0.03	0.7
ZZ24706		0.38	20.9	880	13.4	5.4	0.001	0.04	4.19	1.2	1.3	0.5	21.8	<0.01	0.02	0.7
ZZ24707		0.81	33.9	1550	21.4	13.6	0.002	0.03	4.99	2.6	1.6	0.9	33.8	0.01	0.05	2.0
ZZ24708		1.15	21.3	860	17.4	13.2	<0.001	0.02	3.74	2.3	1.7	0.9	16.5	<0.01	0.05	2.8
ZZ24709		0.28	8.6	930	6.0	5.6	0.001	0.05	1.90	0.5	0.7	0.3	15.4	<0.01	0.02	0.2
ZZ24710		0.30	10.1	790	4.8	5.3	0.001	0.05	2.03	0.6	0.6	0.3	19.4	<0.01	0.02	0.2
CC32398		1.46	36.2	1340	272	31.6	<0.001	0.03	13.30	6.9	1.5	16.3	60.1	<0.01	0.09	7.3
CC32399		1.44	49.7	1470	179.0	22.2	0.001	0.03	14.00	4.4	1.6	13.2	46.0	<0.01	0.07	5.7
CC32400		2.63	31.7	940	1060	65.1	0.001	0.37	10.20	6.7	4.5	81.0	93.4	<0.01	0.05	9.5
CC32401		1.71	30.4	1030	331	25.8	0.001	0.08	7.78	4.2	1.9	21.7	49.1	<0.01	0.05	4.6
CC32402		1.47	40.6	1250	212	20.7	0.001	0.07	9.33	4.1	1.7	19.3	55.7	<0.01	0.06	3.8
CC32403		0.84	32.6	1170	122.5	16.3	<0.001	0.09	6.99	1.9	1.3	8.5	37.9	<0.01	0.04	0.8
CC32404		1.07	28.4	990	245	13.2	0.001	0.07	7.04	2.5	1.2	12.8	39.6	<0.01	0.05	1.9
CC32405		0.91	27.0	1100	83.6	13.3	0.001	0.10	5.61	1.8	1.3	4.9	39.8	<0.01	0.04	1.0
CC32406		0.85	24.2	1030	72.4	10.2	<0.001	0.07	5.36	1.7	0.8	4.3	34.0	<0.01	0.04	0.9
CC32407		0.97	27.1	1160	87.8	12.7	<0.001	0.04	6.61	2.6	0.8	4.8	48.0	<0.01	0.03	2.0
CC32408		0.90	30.3	1050	70.3	13.2	0.001	0.05	6.56	2.6	1.1	4.4	42.5	<0.01	0.04	1.7
CC32409		0.80	30.3	1320	142.0	14.4	<0.001	0.09	5.45	2.2	2.3	5.7	59.7	<0.01	0.05	1.2
CC32410		0.55	19.0	1080	60.6	7.7	0.001	0.06	3.12	1.1	1.0	2.6	39.0	<0.01	0.03	0.6
CC32825		0.78	37.8	1150	80.9	10.7	0.001	0.08	5.59	1.9	1.9	3.1	45.1	<0.01	0.03	1.3
CC32826		0.75	38.9	870	40.2	12.5	0.001	0.04	7.40	2.0	0.6	2.1	36.1	<0.01	0.04	1.6
CC32827		0.83	56.7	1690	89.5	15.6	0.001	0.09	8.34	1.8	2.1	7.1	64.6	<0.01	0.07	1.2
CC32828		0.63	27.5	1160	73.1	9.7	0.001	0.05	2.66	1.6	1.8	5.2	43.4	<0.01	0.03	0.9
CC32829		0.44	11.4	680	34.3	5.8	0.001	0.04	1.03	0.7	0.9	2.4	22.8	<0.01	0.03	0.4
CC32830		0.66	40.6	1230	112.5	8.5	0.002	0.08	3.87	1.3	2.0	5.0	47.4	<0.01	0.03	0.6
CC32831		0.75	28.9	1170	160.5	10.1	<0.001	0.05	5.67	1.6	1.4	12.0	39.0	<0.01	0.04	1.2
CC32832		0.63	22.9	1340	42.6	11.2	0.001	0.13	8.11	1.5	1.1	2.1	62.3	<0.01	0.04	1.3
CC32833		0.73	29.2	1140	77.0	11.4	0.001	0.10	8.47	1.8	2.0	2.4	50.6	<0.01	0.05	1.4
CC32834		0.74	27.3	950	67.1	11.6	<0.001	0.05	5.73	1.6	1.1	8.7	32.9	<0.01	0.05	0.9
CC32835		0.89	28.0	1120	75.1	12.8	0.001	0.04	7.61	2.5	1.0	4.8	48.7	<0.01	0.04	2.0

***** See Appendix Page for comments regarding this certificate *****

ALS Canada Ltd.
2103 Dollarton Hwy
North Vancouver BC V7H 0A7
Phone: 604 984 0221 Fax: 604 984 0218 www.alsglobal.com

To: **SILVER RANGE RESOURCES LTD.**
C/O ARCHER, CATHRO & ASSOCIATES (1981) LIMITED
1016-510 W HASTINGS ST
VANCOUVER BC V6B 1L8

Finalized Date: 29-JUL-2012
Account: RANSIL

Project: Keg-Group 6

CERTIFICATE OF ANALYSIS WH12159019

Sample Description	Method	ME-MS41	ME-MS41	ME-MS41	ME-MS41	ME-MS41	ME-MS41	ME-MS41	ME-MS41
	Analyte	Ti	Tl	U	V	W	Y	Zn	Zr
	Units	%	ppm	ppm	ppm	ppm	ppm	ppm	ppm
	LOR	0.005	0.02	0.05	1	0.05	0.05	2	0.5
CC43644		0.026	0.20	5.05	81	0.33	13.70	219	2.0
CC43645		0.030	0.17	1.57	75	0.37	5.71	145	1.2
CC43646		0.025	0.15	2.44	49	0.29	9.19	140	1.2
CC43647		0.027	0.13	2.55	58	0.48	7.57	165	1.3
CC43648		0.027	0.17	2.58	62	0.87	8.09	195	0.8
CC43649		0.027	0.17	2.13	54	0.73	7.37	172	0.9
ZZ24701		0.027	0.22	3.21	75	0.53	9.29	228	0.9
ZZ24702		0.030	0.18	3.24	75	0.61	10.60	309	0.8
ZZ24703		0.030	0.14	1.80	53	0.27	4.89	126	0.5
ZZ24704		0.030	0.20	3.13	67	0.21	9.53	170	0.8
ZZ24705		0.024	0.19	1.91	53	0.19	4.59	132	0.7
ZZ24706		0.030	0.11	1.65	50	0.16	4.65	106	0.7
ZZ24707		0.026	0.28	1.58	66	0.22	9.62	130	0.8
ZZ24708		0.028	0.23	1.02	65	0.26	4.65	86	1.1
ZZ24709		0.021	0.10	1.53	28	0.10	3.53	46	<0.5
ZZ24710		0.025	0.08	3.16	27	0.10	5.68	58	0.5
CC32398		0.076	0.39	3.00	92	4.18	13.85	549	2.4
CC32399		0.055	0.32	2.98	99	2.60	12.35	377	2.4
CC32400		0.104	0.89	2.36	55	66.1	8.12	533	1.6
CC32401		0.064	0.30	2.67	68	17.00	9.27	457	1.2
CC32402		0.057	0.30	2.98	88	6.35	8.82	409	1.3
CC32403		0.046	0.29	2.24	91	2.99	4.73	274	0.7
CC32404		0.045	0.22	2.25	73	5.24	6.40	392	1.4
CC32405		0.034	0.26	2.12	77	2.44	4.84	213	0.7
CC32406		0.034	0.22	1.82	64	2.67	5.01	155	0.7
CC32407		0.046	0.21	1.36	66	8.65	5.51	177	0.8
CC32408		0.038	0.19	1.49	63	1.54	6.43	176	1.1
CC32409		0.036	0.24	2.57	69	1.71	6.60	293	0.7
CC32410		0.034	0.19	1.63	55	0.50	3.49	120	0.6
CC32825		0.030	0.30	2.59	74	0.85	7.18	213	1.1
CC32826		0.046	0.18	1.94	88	0.47	4.78	232	1.0
CC32827		0.037	0.30	2.96	100	0.88	5.90	408	0.9
CC32828		0.035	0.20	2.58	59	0.89	6.56	223	0.7
CC32829		0.026	0.08	0.98	26	0.22	2.28	92	<0.5
CC32830		0.031	0.22	3.29	52	0.66	9.79	277	0.6
CC32831		0.039	0.18	1.78	46	7.27	5.65	311	0.6
CC32832		0.022	0.13	1.60	44	0.53	4.68	121	2.0
CC32833		0.026	0.14	2.36	47	1.14	8.65	157	1.5
CC32834		0.033	0.20	1.90	67	5.76	5.27	168	0.5
CC32835		0.035	0.20	2.01	63	1.89	7.36	173	1.2

***** See Appendix Page for comments regarding this certificate *****

ALS Canada Ltd.
2103 Dollarton Hwy
North Vancouver BC V7H 0A7
Phone: 604 984 0221 Fax: 604 984 0218 www.alsglobal.com

To: **SILVER RANGE RESOURCES LTD.**
C/O ARCHER, CATHRO & ASSOCIATES (1981) LIMITED
1016-510 W HASTINGS ST
VANCOUVER BC V6B 1L8

Finalized Date: 29-JUL-2012
Account: RANSIL

Project: Keg-Group 6

CERTIFICATE OF ANALYSIS WH12159019

Sample Description	Method	WEI-21	Au-ICP21	ME-MS41	ME-MS41	ME-MS41	ME-MS41	ME-MS41	ME-MS41	ME-MS41	ME-MS41	ME-MS41	ME-MS41	ME-MS41	ME-MS41	ME-MS41
	Analyte	Recvd Wt.	Au	Ag	Al	As	Au	B	Ba	Be	Bi	Ca	Cd	Ce	Co	Cr
	Units	kg	ppm	ppm	%	ppm	ppm	ppm	ppm	ppm	ppm	%	ppm	ppm	ppm	ppm
	LOR	0.02	0.001	0.01	0.01	0.1	0.2	10	10	0.05	0.01	0.01	0.01	0.02	0.1	1
CC32836		0.19	0.005	1.83	2.13	533	<0.2	<10	320	1.07	1.37	0.48	1.60	23.1	10.4	24
CC32837		0.21	0.003	2.00	2.03	424	<0.2	<10	310	0.59	2.39	0.36	1.02	18.20	5.5	30
CC32838		0.17	0.003	2.14	1.93	325	<0.2	<10	330	0.58	2.25	0.48	0.79	16.50	4.9	29
CC32839		0.25	0.004	1.82	2.01	387	<0.2	<10	320	0.77	3.42	0.48	0.69	24.2	5.8	30
CC32840		0.22	0.007	4.45	2.01	793	<0.2	<10	320	0.94	3.07	0.72	8.05	27.9	10.0	27
CC32841		0.17	0.004	3.84	2.48	693	<0.2	<10	380	0.96	5.86	0.21	0.66	27.7	9.2	34
CC32842		0.20	0.007	4.60	2.79	828	<0.2	<10	370	1.26	3.46	0.29	0.79	33.8	9.1	35
CC32843		0.25	0.009	8.14	3.13	1560	<0.2	<10	320	1.26	11.75	0.19	3.59	28.0	26.8	47
CC32844		0.20	0.007	4.19	2.10	776	<0.2	<10	320	0.99	3.88	0.51	3.56	24.4	11.6	30
CC32845		0.18	0.006	2.86	2.00	516	<0.2	<10	320	0.79	2.43	0.55	2.04	18.15	8.0	30
CC32846		0.21	0.004	1.99	1.93	497	<0.2	<10	320	0.67	1.84	0.62	0.94	15.85	6.1	31
CC32847		0.23	0.004	2.06	2.18	418	<0.2	<10	330	0.77	1.89	0.65	0.90	18.85	7.9	36
CC32848		0.23	0.004	2.75	2.06	462	<0.2	<10	340	0.61	2.20	0.51	1.62	18.45	8.5	33
CC109631		0.37	0.004	0.70	1.01	28.6	<0.2	<10	820	0.61	0.31	0.37	1.42	30.8	14.3	18
CC109632		0.39	0.002	0.38	1.08	14.4	<0.2	<10	500	0.32	0.24	0.29	0.52	23.5	5.1	19
CC109633		0.22	<0.001	0.37	0.36	2.1	<0.2	<10	130	0.07	0.04	0.06	0.19	4.86	0.7	5
CC109634		0.28	0.001	0.45	1.56	36.8	<0.2	<10	420	0.62	0.22	2.50	0.96	20.5	6.4	21
CC109635		0.20	0.001	0.30	0.85	10.6	<0.2	<10	260	0.35	0.15	1.64	0.62	11.30	3.9	12
CC109636		0.29	0.003	0.52	2.63	13.0	<0.2	<10	390	1.36	0.26	1.55	0.87	26.4	9.2	41
CC109637		0.27	0.002	0.34	1.02	6.3	<0.2	<10	510	0.38	0.22	0.49	0.88	20.3	5.1	22
CC109638		0.22	0.004	0.64	0.92	9.4	<0.2	<10	400	0.39	0.23	0.22	0.52	23.7	2.7	18
CC109639		0.40	0.003	1.18	1.29	23.0	<0.2	<10	440	0.50	0.32	0.22	0.62	25.7	8.4	28
CC109640		0.39	0.004	0.47	0.81	17.6	<0.2	<10	620	0.51	0.31	0.33	0.67	28.7	6.5	16
CC109641		0.32	0.002	0.86	0.52	8.8	<0.2	<10	150	0.22	0.17	0.07	0.29	12.45	3.3	8
CC109642		0.30	0.004	0.54	1.05	32.3	<0.2	<10	180	0.33	0.31	0.05	0.16	19.65	4.0	26
CC109643		0.25	0.002	0.89	0.71	10.3	<0.2	<10	160	0.22	0.17	0.13	0.30	13.95	3.3	13
CC109644		0.25	0.001	0.44	0.51	15.9	<0.2	<10	160	0.08	0.22	0.03	0.07	11.90	2.2	10
CC109645		0.32	0.002	0.31	1.88	18.3	<0.2	<10	180	0.55	0.29	0.07	0.37	23.9	5.6	25
CC109646		0.29	0.002	0.40	0.71	10.7	<0.2	<10	270	0.19	0.21	0.49	0.87	13.85	2.4	16
CC109647		0.24	0.003	1.62	1.06	20.6	<0.2	<10	230	0.50	0.27	2.16	3.09	19.80	5.5	48
CC109648		0.21	0.002	0.24	0.60	6.4	<0.2	<10	180	0.21	0.12	1.66	1.05	9.92	3.3	16
CC109649		0.14	0.003	0.56	1.10	5.9	<0.2	<10	90	0.44	0.14	1.46	0.59	8.59	4.7	28
CC109650		0.26	0.002	0.19	1.00	8.7	<0.2	<10	180	0.26	0.18	0.80	0.28	12.90	4.3	22
CC109651		0.30	0.007	0.40	1.09	6.1	<0.2	<10	120	0.28	0.14	0.81	0.42	11.35	5.0	32
CC109652		0.33	0.004	0.27	1.34	7.2	<0.2	<10	180	0.39	0.17	0.91	0.51	13.35	5.6	41
CC109653		0.23	0.002	0.32	0.89	3.4	<0.2	<10	130	0.24	0.09	1.24	0.74	9.26	4.1	24
CC109654		0.30	0.003	0.70	1.48	6.0	<0.2	<10	140	0.46	0.15	1.40	0.57	10.20	5.3	49
CC109655		0.23	0.002	0.39	1.27	4.5	<0.2	<10	140	0.30	0.13	1.42	0.50	8.19	4.7	32
CC109656		0.28	0.003	0.57	1.10	13.4	<0.2	<10	190	0.40	0.20	1.52	0.55	14.95	4.6	29
CC109657		0.23	0.004	1.01	1.18	19.3	<0.2	<10	280	0.45	0.24	1.79	2.89	21.0	6.6	56

***** See Appendix Page for comments regarding this certificate *****

ALS Canada Ltd.
2103 Dollarton Hwy
North Vancouver BC V7H 0A7
Phone: 604 984 0221 Fax: 604 984 0218 www.alsglobal.com

To: **SILVER RANGE RESOURCES LTD.**
C/O ARCHER, CATHRO & ASSOCIATES (1981) LIMITED
1016-510 W HASTINGS ST
VANCOUVER BC V6B 1L8

Finalized Date: 29-JUL-2012
Account: RANSIL

Project: Keg-Group 6

CERTIFICATE OF ANALYSIS WH12159019

Sample Description	Method	ME-MS41	ME-MS41	ME-MS41	ME-MS41	ME-MS41	ME-MS41	ME-MS41	ME-MS41	ME-MS41	ME-MS41	ME-MS41	ME-MS41	ME-MS41	ME-MS41	ME-MS41
	Analyte	Cs	Cu	Fe	Ga	Ge	Hf	Hg	In	K	La	Li	Mg	Mn	Mo	Na
	Units	ppm	ppm	%	ppm	ppm	ppm	ppm	ppm	%	ppm	ppm	%	ppm	ppm	%
	LOR	0.05	0.2	0.01	0.05	0.05	0.02	0.01	0.005	0.01	0.2	0.1	0.01	5	0.05	0.01
CC32836		4.52	88.4	2.65	5.04	<0.05	0.05	0.08	0.089	0.07	11.6	20.8	0.69	511	4.74	0.02
CC32837		6.50	55.6	2.36	6.57	<0.05	0.02	0.09	0.091	0.08	9.3	28.5	0.89	196	3.41	0.02
CC32838		5.70	57.9	2.16	5.82	<0.05	0.02	0.12	0.085	0.08	8.8	26.1	0.81	186	2.62	0.02
CC32839		5.75	84.3	2.41	5.58	0.06	0.04	0.07	0.103	0.11	12.8	27.0	0.83	175	2.72	0.02
CC32840		7.07	393	2.58	5.66	0.07	0.03	0.10	0.143	0.11	13.9	27.6	0.74	449	3.05	0.02
CC32841		9.53	136.0	2.76	7.14	0.06	0.03	0.09	0.185	0.17	14.6	35.1	1.00	338	2.27	0.02
CC32842		9.69	175.0	3.10	7.33	0.07	0.06	0.11	0.160	0.16	17.3	34.0	0.95	364	3.44	0.01
CC32843		11.85	217	4.11	8.75	0.07	0.06	0.14	0.732	0.20	14.5	44.1	1.09	879	5.37	0.02
CC32844		7.23	226	2.86	6.25	0.06	0.04	0.11	0.137	0.12	12.7	32.6	0.89	331	3.40	0.02
CC32845		7.01	107.5	2.46	5.74	0.05	0.03	0.10	0.107	0.09	10.0	27.6	0.81	238	3.08	0.02
CC32846		6.04	58.8	2.48	5.99	0.05	0.02	0.09	0.086	0.09	8.4	27.9	0.86	254	3.17	0.02
CC32847		6.71	86.3	2.50	6.93	0.05	0.03	0.07	0.081	0.09	10.3	32.2	1.03	289	3.68	0.03
CC32848		6.10	80.7	2.24	6.14	<0.05	0.02	0.09	0.087	0.08	9.7	29.2	0.92	419	2.94	0.02
CC109631		1.53	48.3	2.07	3.27	0.05	<0.02	0.11	0.027	0.09	15.0	11.2	0.33	427	3.07	0.03
CC109632		1.24	22.6	1.71	3.47	<0.05	<0.02	0.08	0.019	0.06	11.6	10.8	0.34	151	1.89	0.02
CC109633		0.80	11.9	0.28	1.44	<0.05	<0.02	0.03	0.005	0.03	2.4	1.4	0.03	10	0.37	0.02
CC109634		1.68	22.0	2.28	3.96	<0.05	0.03	0.09	0.048	0.05	10.4	16.2	0.34	441	1.13	0.02
CC109635		1.10	17.9	1.03	2.62	<0.05	0.03	0.26	0.012	0.04	6.0	7.4	0.17	220	0.63	0.03
CC109636		4.70	31.9	2.40	7.21	0.06	0.09	0.09	0.030	0.06	14.2	24.2	0.68	535	1.10	0.03
CC109637		2.05	23.0	1.25	5.01	<0.05	<0.02	0.12	0.022	0.04	10.8	18.5	0.34	69	0.45	0.01
CC109638		1.50	33.4	1.17	3.77	<0.05	<0.02	0.11	0.027	0.05	11.8	9.8	0.23	57	0.83	0.01
CC109639		3.49	55.0	1.98	4.49	0.06	<0.02	0.09	0.036	0.07	13.3	20.1	0.42	197	4.19	0.01
CC109640		1.25	33.6	1.84	2.80	<0.05	<0.02	0.13	0.023	0.08	14.0	10.6	0.28	212	2.25	0.01
CC109641		0.99	23.5	0.96	2.12	<0.05	<0.02	0.06	0.010	0.03	6.1	3.6	0.10	79	1.00	0.01
CC109642		5.92	21.5	2.85	6.14	<0.05	<0.02	0.04	0.028	0.06	10.6	11.6	0.29	135	2.47	0.01
CC109643		2.85	35.2	0.97	3.37	<0.05	<0.02	0.09	0.015	0.04	7.3	6.7	0.14	49	1.23	0.01
CC109644		2.00	10.6	1.59	4.66	<0.05	<0.02	0.03	0.011	0.04	6.3	2.4	0.07	68	1.24	0.01
CC109645		2.94	14.4	3.06	6.17	<0.05	0.08	0.04	0.031	0.07	12.6	21.1	0.29	176	1.89	0.01
CC109646		1.96	24.7	0.81	3.65	<0.05	<0.02	0.04	0.016	0.05	7.0	6.6	0.20	68	1.17	0.02
CC109647		1.92	29.3	1.47	3.35	0.06	0.07	0.08	0.033	0.09	10.3	13.2	0.57	180	2.04	0.03
CC109648		0.96	11.9	0.95	1.92	<0.05	0.04	0.08	0.009	0.06	5.1	5.5	0.26	212	0.79	0.03
CC109649		2.70	15.1	1.17	4.14	0.05	0.05	0.08	0.028	0.05	4.1	16.5	1.11	267	0.86	0.05
CC109650		1.38	15.6	1.17	3.24	<0.05	0.04	0.07	0.015	0.05	6.7	11.0	0.57	150	1.29	0.02
CC109651		1.45	13.8	1.08	4.54	0.06	0.04	0.04	0.019	0.04	5.9	13.7	1.07	241	0.81	0.03
CC109652		2.05	17.6	1.31	5.03	0.06	0.05	0.05	0.033	0.06	6.5	16.7	1.18	265	1.15	0.04
CC109653		1.42	10.3	0.89	3.05	<0.05	0.03	0.03	0.016	0.04	4.6	10.8	0.75	193	0.29	0.03
CC109654		2.95	20.7	1.15	4.98	0.06	0.05	0.06	0.025	0.04	5.4	19.5	1.29	232	0.95	0.05
CC109655		2.93	16.0	1.09	4.38	<0.05	0.04	0.06	0.014	0.04	4.1	18.4	1.34	298	0.67	0.04
CC109656		1.88	19.9	1.36	3.83	0.05	0.06	0.09	0.019	0.08	7.5	13.4	0.78	194	1.92	0.03
CC109657		2.13	27.7	1.71	4.12	0.07	0.05	0.09	0.033	0.08	11.0	15.8	0.62	235	2.65	0.03

***** See Appendix Page for comments regarding this certificate *****

ALS Canada Ltd.
2103 Dollarton Hwy
North Vancouver BC V7H 0A7
Phone: 604 984 0221 Fax: 604 984 0218 www.alsglobal.com

To: **SILVER RANGE RESOURCES LTD.**
C/O ARCHER, CATHRO & ASSOCIATES (1981) LIMITED
1016-510 W HASTINGS ST
VANCOUVER BC V6B 1L8

Finalized Date: 29-JUL-2012
Account: RANSIL

Project: Keg-Group 6

CERTIFICATE OF ANALYSIS WH12159019

Sample Description	Method	ME-MS41	ME-MS41	ME-MS41	ME-MS41	ME-MS41	ME-MS41	ME-MS41	ME-MS41	ME-MS41	ME-MS41	ME-MS41	ME-MS41	ME-MS41	ME-MS41	ME-MS41
	Analyte	Nb	Ni	P	Pb	Rb	Re	S	Sb	Sc	Se	Sn	Sr	Ta	Te	Th
	Units	ppm	ppm	ppm	ppm	ppm	ppm	%	ppm	ppm	ppm	ppm	ppm	ppm	ppm	ppm
	LOR	0.05	0.2	10	0.2	0.1	0.001	0.01	0.05	0.1	0.2	0.2	0.2	0.01	0.01	0.2
CC32836		0.78	32.4	1580	123.0	13.0	0.001	0.12	11.15	2.1	1.6	6.7	46.8	<0.01	0.06	1.7
CC32837		1.01	28.3	1420	104.5	17.1	0.001	0.09	8.11	1.9	1.5	12.1	40.8	<0.01	0.04	0.9
CC32838		0.90	26.1	1490	94.3	13.9	0.001	0.12	7.59	1.6	1.6	10.9	43.0	<0.01	0.05	0.9
CC32839		1.25	30.4	1530	111.5	17.8	0.001	0.07	10.75	3.0	1.9	13.6	44.2	<0.01	0.07	2.7
CC32840		0.99	40.3	1720	173.0	18.7	0.002	0.20	10.90	1.7	3.2	9.3	53.8	<0.01	0.05	0.8
CC32841		1.48	33.8	980	132.5	25.2	0.001	0.06	8.18	4.1	1.7	11.9	26.5	<0.01	0.06	2.7
CC32842		1.41	44.1	1470	300	29.5	<0.001	0.06	13.95	4.1	2.3	17.5	36.8	<0.01	0.08	3.8
CC32843		1.21	52.4	1720	178.5	31.6	0.001	0.14	12.60	3.6	2.9	18.0	30.8	<0.01	0.11	2.4
CC32844		1.09	50.7	1440	165.5	20.1	0.001	0.12	13.60	2.6	3.2	16.8	53.9	<0.01	0.11	1.7
CC32845		1.02	33.9	1650	129.5	17.0	0.001	0.15	9.45	2.1	1.8	11.5	48.1	<0.01	0.06	1.2
CC32846		0.91	28.2	1480	101.5	15.3	0.001	0.10	9.28	1.8	1.5	11.1	45.2	<0.01	0.04	0.8
CC32847		1.02	39.6	1240	101.0	15.6	0.001	0.09	11.00	2.4	1.5	10.5	56.1	<0.01	0.05	1.3
CC32848		0.95	30.4	1590	141.5	14.2	0.001	0.12	8.07	1.8	1.7	12.1	48.2	<0.01	0.05	0.8
CC109631		0.55	36.8	1140	19.0	10.4	0.002	0.02	4.28	3.1	1.3	0.9	34.6	<0.01	0.06	2.9
CC109632		0.82	19.6	840	15.4	8.7	0.003	0.02	1.80	2.3	1.8	0.6	23.4	<0.01	0.03	2.8
CC109633		0.20	4.6	510	41.4	2.9	0.001	0.03	0.28	0.4	0.8	0.2	7.4	<0.01	0.02	0.2
CC109634		0.73	27.6	840	26.0	9.4	0.001	0.07	1.56	1.8	1.9	0.7	47.9	<0.01	0.03	0.9
CC109635		0.48	16.2	570	9.9	5.6	0.001	0.07	1.04	1.1	0.4	0.5	40.3	<0.01	0.02	0.5
CC109636		1.14	46.3	930	15.2	14.3	<0.001	0.04	1.45	4.6	1.4	0.6	95.5	<0.01	0.06	4.1
CC109637		0.86	22.4	850	13.1	7.1	0.001	0.07	0.74	2.6	4.1	0.6	35.7	<0.01	0.04	1.7
CC109638		0.66	16.3	690	16.6	8.6	0.003	0.05	1.40	2.0	4.1	0.6	21.6	<0.01	0.06	0.9
CC109639		0.59	33.0	1080	32.4	11.7	0.003	0.04	4.00	1.8	4.6	1.1	29.3	<0.01	0.05	0.8
CC109640		0.46	23.4	1020	14.8	6.7	0.002	0.02	2.71	2.7	1.6	0.6	33.7	<0.01	0.02	2.8
CC109641		0.21	11.4	500	10.1	4.8	<0.001	0.02	1.28	0.5	0.8	0.4	10.2	<0.01	0.03	0.2
CC109642		1.08	16.6	550	14.7	13.3	<0.001	0.04	4.98	1.9	1.8	1.2	12.5	<0.01	0.03	1.3
CC109643		0.34	11.8	480	10.2	7.1	0.001	0.03	1.08	0.4	1.4	0.6	14.2	<0.01	0.01	<0.2
CC109644		0.78	4.6	350	7.1	8.5	0.001	0.03	0.85	0.8	<0.2	0.6	7.9	<0.01	0.05	0.4
CC109645		1.75	14.7	270	16.5	15.3	0.001	0.02	1.28	2.8	1.0	0.8	12.1	0.01	0.03	4.6
CC109646		0.62	9.8	420	11.5	10.9	0.001	0.05	1.45	1.3	1.9	0.8	23.6	<0.01	<0.01	0.6
CC109647		0.57	30.4	2030	54.0	14.3	0.022	0.14	4.51	2.4	5.6	2.2	82.4	<0.01	0.03	1.5
CC109648		0.34	10.5	610	7.2	10.6	0.013	0.12	1.02	1.1	4.3	0.3	43.6	<0.01	0.03	0.6
CC109649		0.56	15.6	760	8.8	9.3	0.003	0.06	1.50	2.6	2.1	0.4	52.8	<0.01	0.06	2.1
CC109650		0.46	12.9	750	8.0	9.9	0.001	0.05	1.13	1.6	2.3	0.4	32.4	<0.01	0.03	1.2
CC109651		0.66	15.4	580	10.0	11.5	0.002	0.04	0.70	2.3	2.2	0.4	33.2	<0.01	0.03	1.5
CC109652		0.77	20.5	750	10.7	10.8	0.003	0.05	0.90	3.1	3.0	0.6	41.3	<0.01	0.05	2.0
CC109653		0.50	12.6	640	6.6	9.3	0.005	0.08	0.56	1.8	1.9	0.4	39.2	<0.01	0.01	1.2
CC109654		0.55	25.3	1710	11.0	5.8	0.003	0.05	1.18	2.6	3.4	0.6	60.5	<0.01	0.09	1.2
CC109655		0.47	14.9	450	7.2	11.4	0.007	0.07	1.17	2.4	2.0	0.4	44.8	<0.01	0.08	1.1
CC109656		0.51	16.2	1440	23.5	14.9	0.012	0.09	2.12	2.3	4.4	0.5	49.3	<0.01	0.04	1.3
CC109657		0.81	32.9	2070	20.9	13.9	0.010	0.09	2.99	3.1	4.7	1.0	78.6	<0.01	0.05	2.1

***** See Appendix Page for comments regarding this certificate *****

ALS Canada Ltd.
2103 Dollarton Hwy
North Vancouver BC V7H 0A7
Phone: 604 984 0221 Fax: 604 984 0218 www.alsglobal.com

To: **SILVER RANGE RESOURCES LTD.**
C/O ARCHER, CATHRO & ASSOCIATES (1981) LIMITED
1016-510 W HASTINGS ST
VANCOUVER BC V6B 1L8

Finalized Date: 29-JUL-2012
Account: RANSIL

Project: Keg-Group 6

CERTIFICATE OF ANALYSIS WH12159019

Sample Description	Method	ME-MS41	ME-MS41	ME-MS41	ME-MS41	ME-MS41	ME-MS41	ME-MS41	ME-MS41
	Analyte	Ti	Tl	U	V	W	Y	Zn	Zr
	Units	%	ppm	ppm	ppm	ppm	ppm	ppm	ppm
	LOR	0.005	0.02	0.05	1	0.05	0.05	2	0.5
CC32836		0.025	0.23	3.91	69	4.37	9.50	208	1.7
CC32837		0.031	0.31	1.86	86	1.86	5.12	226	0.6
CC32838		0.029	0.33	2.06	80	3.04	5.60	204	0.7
CC32839		0.041	0.28	2.53	80	1.87	7.82	228	1.3
CC32840		0.030	0.30	3.27	67	1.44	16.65	441	1.0
CC32841		0.055	0.38	1.75	78	2.00	9.49	273	1.1
CC32842		0.045	0.41	3.29	90	1.49	13.55	360	1.8
CC32843		0.046	0.52	3.75	98	1.83	11.30	450	1.8
CC32844		0.036	0.26	3.29	81	1.93	12.80	405	1.4
CC32845		0.033	0.30	2.91	78	1.25	7.19	321	1.2
CC32846		0.033	0.29	2.17	88	9.95	5.37	238	0.6
CC32847		0.037	0.28	2.78	103	1.66	7.66	296	0.9
CC32848		0.031	0.33	2.60	89	3.74	6.96	295	0.7
CC109631		0.018	0.24	1.23	56	0.24	10.15	196	0.7
CC109632		0.027	0.17	1.09	45	0.33	6.13	95	0.5
CC109633		0.009	0.06	0.45	7	0.05	1.45	13	<0.5
CC109634		0.017	0.15	2.26	62	0.18	17.05	187	1.2
CC109635		0.021	0.12	1.00	32	0.11	5.20	101	1.4
CC109636		0.037	0.30	1.61	118	0.26	15.70	97	3.2
CC109637		0.029	0.17	1.45	44	0.30	6.03	122	0.5
CC109638		0.025	0.21	1.42	31	0.21	7.04	61	<0.5
CC109639		0.027	0.35	1.84	78	0.32	7.14	143	<0.5
CC109640		0.024	0.21	1.25	46	0.19	9.63	131	<0.5
CC109641		0.019	0.10	0.64	27	0.12	3.25	55	<0.5
CC109642		0.045	0.25	0.77	67	0.27	3.37	86	<0.5
CC109643		0.016	0.18	0.88	26	0.17	2.42	73	<0.5
CC109644		0.045	0.13	0.37	48	0.26	1.27	22	<0.5
CC109645		0.047	0.17	0.70	65	0.35	3.19	85	3.5
CC109646		0.027	0.18	0.70	34	0.66	2.63	54	<0.5
CC109647		0.023	0.47	3.36	55	0.22	10.90	211	2.4
CC109648		0.022	0.16	1.26	28	0.22	3.90	63	1.3
CC109649		0.039	0.24	0.83	36	0.14	4.92	90	1.7
CC109650		0.025	0.21	1.07	41	0.13	4.64	69	1.4
CC109651		0.037	0.21	0.84	43	0.18	5.40	71	1.2
CC109652		0.042	0.26	1.21	60	0.24	6.95	95	1.9
CC109653		0.032	0.16	0.93	33	0.07	4.53	77	1.3
CC109654		0.036	0.31	1.52	59	0.23	6.35	89	2.1
CC109655		0.039	0.24	1.18	40	0.12	4.45	82	1.4
CC109656		0.026	0.27	1.75	48	0.17	6.70	90	2.0
CC109657		0.030	0.43	2.18	65	0.31	10.10	177	2.0

***** See Appendix Page for comments regarding this certificate *****

ALS Canada Ltd.
2103 Dollarton Hwy
North Vancouver BC V7H 0A7
Phone: 604 984 0221 Fax: 604 984 0218 www.alsglobal.com

To: **SILVER RANGE RESOURCES LTD.**
C/O ARCHER, CATHRO & ASSOCIATES (1981) LIMITED
1016-510 W HASTINGS ST
VANCOUVER BC V6B 1L8

Finalized Date: 29-JUL-2012
Account: RANSIL

Project: Keg-Group 6

CERTIFICATE OF ANALYSIS WH12159019

Sample Description	Method	WEI-21	Au-ICP21	ME-MS41	ME-MS41	ME-MS41	ME-MS41	ME-MS41	ME-MS41	ME-MS41	ME-MS41	ME-MS41	ME-MS41	ME-MS41	ME-MS41	ME-MS41
	Analyte	Recvd Wt.	Au	Ag	Al	As	Au	B	Ba	Be	Bi	Ca	Cd	Ce	Co	Cr
	Units	kg	ppm	ppm	%	ppm	ppm	ppm	ppm	ppm	ppm	%	ppm	ppm	ppm	ppm
	LOR	0.02	0.001	0.01	0.01	0.1	0.2	10	10	0.05	0.01	0.01	0.01	0.02	0.1	1
CC109658		0.19	0.002	0.24	1.06	27.4	<0.2	<10	210	0.26	0.30	0.19	0.29	20.6	4.6	23
CC109659		0.30	0.004	0.52	1.01	15.4	<0.2	<10	220	0.21	0.24	0.06	0.26	22.0	3.8	17
CC109660		0.27	0.004	0.45	1.56	13.3	<0.2	<10	160	0.39	0.24	0.08	0.19	21.0	4.3	23

***** See Appendix Page for comments regarding this certificate *****

ALS Canada Ltd.
2103 Dollarton Hwy
North Vancouver BC V7H 0A7
Phone: 604 984 0221 Fax: 604 984 0218 www.alsglobal.com

To: **SILVER RANGE RESOURCES LTD.**
C/O ARCHER, CATHRO & ASSOCIATES (1981) LIMITED
1016-510 W HASTINGS ST
VANCOUVER BC V6B 1L8

Finalized Date: 29-JUL-2012
Account: RANSIL

Project: Keg-Group 6

CERTIFICATE OF ANALYSIS WH12159019

Sample Description	Method	ME-MS41	ME-MS41	ME-MS41	ME-MS41	ME-MS41	ME-MS41	ME-MS41	ME-MS41	ME-MS41	ME-MS41	ME-MS41	ME-MS41	ME-MS41	ME-MS41	ME-MS41
	Analyte	Cs	Cu	Fe	Ga	Ge	Hf	Hg	In	K	La	Li	Mg	Mn	Mo	Na
	Units	ppm	ppm	%	ppm	ppm	ppm	ppm	ppm	%	ppm	ppm	%	ppm	ppm	%
	LOR	0.05	0.2	0.01	0.05	0.05	0.02	0.01	0.005	0.01	0.2	0.1	0.01	5	0.05	0.01
CC109658		2.00	15.9	2.24	6.17	<0.05	<0.02	0.03	0.023	0.07	10.7	10.3	0.36	158	2.50	0.01
CC109659		2.50	25.6	1.72	5.33	<0.05	<0.02	0.03	0.012	0.04	11.5	8.5	0.22	107	1.85	0.01
CC109660		2.10	12.1	2.39	4.55	<0.05	0.03	0.06	0.024	0.05	11.0	14.0	0.30	133	1.52	0.01

***** See Appendix Page for comments regarding this certificate *****

ALS Canada Ltd.
2103 Dollarton Hwy
North Vancouver BC V7H 0A7
Phone: 604 984 0221 Fax: 604 984 0218 www.alsglobal.com

To: **SILVER RANGE RESOURCES LTD.**
C/O ARCHER, CATHRO & ASSOCIATES (1981) LIMITED
1016-510 W HASTINGS ST
VANCOUVER BC V6B 1L8

Finalized Date: 29-JUL-2012
Account: RANSIL

Project: Keg-Group 6

CERTIFICATE OF ANALYSIS WH12159019

Sample Description	Method	ME-MS41	ME-MS41	ME-MS41	ME-MS41	ME-MS41	ME-MS41	ME-MS41	ME-MS41	ME-MS41	ME-MS41	ME-MS41	ME-MS41	ME-MS41	ME-MS41	ME-MS41
	Analyte	Nb	Ni	P	Pb	Rb	Re	S	Sb	Sc	Se	Sn	Sr	Ta	Te	Th
	Units	ppm	ppm	ppm	ppm	ppm	ppm	%	ppm	ppm	ppm	ppm	ppm	ppm	ppm	ppm
	LOR	0.05	0.2	10	0.2	0.1	0.001	0.01	0.05	0.1	0.2	0.2	0.2	0.01	0.01	0.2
CC109658		1.13	15.5	460	12.3	11.4	0.002	0.03	1.66	2.1	1.1	0.8	16.3	<0.01	<0.01	1.9
CC109659		0.84	10.1	370	11.0	9.9	<0.001	0.02	1.10	1.5	0.9	0.9	9.6	<0.01	0.01	0.8
CC109660		1.22	12.9	430	12.6	10.1	0.001	0.02	1.10	2.3	1.6	0.7	11.3	0.01	<0.01	3.6

***** See Appendix Page for comments regarding this certificate *****

ALS Canada Ltd.
2103 Dollarton Hwy
North Vancouver BC V7H 0A7
Phone: 604 984 0221 Fax: 604 984 0218 www.alsglobal.com

To: **SILVER RANGE RESOURCES LTD.**
C/O ARCHER, CATHRO & ASSOCIATES (1981) LIMITED
1016-510 W HASTINGS ST
VANCOUVER BC V6B 1L8

Finalized Date: 29-JUL-2012
Account: RANSIL

Project: Keg-Group 6

CERTIFICATE OF ANALYSIS WH12159019

Sample Description	Method	ME-MS41	ME-MS41	ME-MS41	ME-MS41	ME-MS41	ME-MS41	ME-MS41	ME-MS41
	Analyte	Ti	Tl	U	V	W	Y	Zn	Zr
	Units	%	ppm	ppm	ppm	ppm	ppm	ppm	ppm
	LOR	0.005	0.02	0.05	1	0.05	0.05	2	0.5
CC109658		0.042	0.21	0.72	58	0.35	3.39	78	<0.5
CC109659		0.033	0.19	0.70	52	0.22	4.13	51	<0.5
CC109660		0.037	0.16	0.70	51	0.28	2.94	61	1.1

***** See Appendix Page for comments regarding this certificate *****

ALS Canada Ltd.
2103 Dollarton Hwy
North Vancouver BC V7H 0A7
Phone: 604 984 0221 Fax: 604 984 0218 www.alsglobal.com

To: **SILVER RANGE RESOURCES LTD.**
C/O ARCHER, CATHRO & ASSOCIATES (1981) LIMITED
1016-510 W HASTINGS ST
VANCOUVER BC V6B 1L8

Finalized Date: 29-JUL-2012
Account: RANSIL

Project: Keg-Group 6

CERTIFICATE OF ANALYSIS WH12159019

Method	CERTIFICATE COMMENTS
ME-MS41	Gold determinations by this method are semi-quantitative due to the small sample weight used (0.5g).

ALS Canada Ltd.

2103 Dollarton Hwy
North Vancouver BC V7H 0A7
Phone: 604 984 0221 Fax: 604 984 0218 www.alsglobal.com

To: **SILVER RANGE RESOURCES LTD.**
C/O ARCHER, CATHRO & ASSOCIATES (1981) LIMITED
1016-510 W HASTINGS ST
VANCOUVER BC V6B 1L8

Finalized Date: 2-AUG-2012
Account: RANSIL

CERTIFICATE WH12160335

Project: KEG (Group 2)

P.O. No.:

This report is for 6 Rock samples submitted to our lab in Whitehorse, YT, Canada on 12-JUL-2012.

The following have access to data associated with this certificate:

MATT DUMALA	JOAN MARIACHER	

SAMPLE PREPARATION

ALS CODE	DESCRIPTION
WEI-21	Received Sample Weight
LOG-22	Sample login - Rcd w/o BarCode
CRU-31	Fine crushing - 70%<2mm
CRU-QC	Crushing QC Test
PUL-QC	Pulverizing QC Test
SPL-22Y	Split Sample - Boyd Rotary Splitter
PUL-31	Pulverize split to 85%<75 um

ANALYTICAL PROCEDURES

ALS CODE	DESCRIPTION	INSTRUMENT
Au-AA24	Au 50g FA AA finish	AAS
ME-MS61	48 element four acid ICP-MS	

To: **SILVER RANGE RESOURCES LTD.**
ATTN: JOAN MARIACHER
C/O ARCHER, CATHRO & ASSOCIATES (1981) LIMITED
1016-510 W HASTINGS ST
VANCOUVER BC V6B 1L8

This is the Final Report and supersedes any preliminary report with this certificate number. Results apply to samples as submitted. All pages of this report have been checked and approved for release.

***** See Appendix Page for comments regarding this certificate *****

Signature:



Colin Ramshaw, Vancouver Laboratory Manager

ALS Canada Ltd.
2103 Dollarton Hwy
North Vancouver BC V7H 0A7
Phone: 604 984 0221 Fax: 604 984 0218 www.alsglobal.com

To: **SILVER RANGE RESOURCES LTD.**
C/O ARCHER, CATHRO & ASSOCIATES (1981) LIMITED
1016- 510 W HASTINGS ST
VANCOUVER BC V6B 1L8

Finalized Date: 2- AUG- 2012
Account: RANSIL

Project: KEG (Group 2)

CERTIFICATE OF ANALYSIS WH12160335

Sample Description	Method	WEI-21	Au-AA24	ME-MS61	ME-MS61	ME-MS61	ME-MS61	ME-MS61	ME-MS61	ME-MS61	ME-MS61	ME-MS61	ME-MS61	ME-MS61	ME-MS61	ME-MS61
	Analyte	Recvd Wt.	Au	Ag	Al	As	Ba	Be	Bi	Ca	Cd	Ce	Co	Cr	Cs	Cu
	Units	kg	ppm	ppm	%	ppm	ppm	ppm	ppm	%	ppm	ppm	ppm	ppm	ppm	ppm
	LOR	0.02	0.005	0.01	0.01	0.2	10	0.05	0.01	0.01	0.02	0.01	0.1	1	0.05	0.2
L840542		0.33	<0.005	64.6	1.69	1195	1720	0.28	0.16	0.09	5.72	11.45	1.5	29	1.79	33.0
L840543		0.35	0.007	4.17	2.38	731	520	0.45	0.38	0.04	0.56	62.6	0.5	58	2.14	29.4
L840544		0.72	0.006	6.82	1.75	528	210	0.31	0.93	0.02	0.34	85.8	0.3	61	2.21	19.2
L840545		0.40	0.010	6.86	3.20	288	850	0.67	0.91	0.02	0.74	94.2	0.5	76	3.27	34.0
L840546		0.49	<0.005	3.32	3.48	315	1170	1.01	0.21	0.03	0.62	100.5	0.3	81	3.95	18.1
L840547		0.55	<0.005	9.18	3.64	246	430	0.74	0.15	0.02	0.52	73.7	0.3	90	4.17	21.4

***** See Appendix Page for comments regarding this certificate *****

ALS Canada Ltd.
2103 Dollarton Hwy
North Vancouver BC V7H 0A7
Phone: 604 984 0221 Fax: 604 984 0218 www.alsglobal.com

To: **SILVER RANGE RESOURCES LTD.**
C/O ARCHER, CATHRO & ASSOCIATES (1981) LIMITED
1016- 510 W HASTINGS ST
VANCOUVER BC V6B 1L8

Finalized Date: 2- AUG- 2012
Account: RANSIL

Project: KEG (Group 2)

CERTIFICATE OF ANALYSIS WH12160335

Sample Description	Method	ME-MS61	ME-MS61	ME-MS61	ME-MS61	ME-MS61	ME-MS61	ME-MS61	ME-MS61	ME-MS61	ME-MS61	ME-MS61	ME-MS61	ME-MS61	ME-MS61	ME-MS61
	Analyte	Fe	Ga	Ge	Hf	In	K	La	Li	Mg	Mn	Mo	Na	Nb	Ni	P
	Units	%	ppm	ppm	ppm	ppm	%	ppm	ppm	%	ppm	ppm	%	ppm	ppm	ppm
	LOR	0.01	0.05	0.05	0.1	0.005	0.01	0.5	0.2	0.01	5	0.05	0.01	0.1	0.2	10
L840542		3.81	6.80	0.11	1.1	0.609	1.66	4.9	8.3	0.13	130	1.94	0.07	3.9	4.4	150
L840543		6.92	6.50	0.21	1.6	0.194	2.18	24.8	12.9	0.08	67	18.45	0.06	7.9	5.2	1310
L840544		8.52	7.00	0.25	2.0	0.247	2.57	43.3	11.5	0.09	39	17.50	0.05	8.9	2.2	1370
L840545		7.82	9.69	0.24	2.2	0.158	2.83	48.7	15.3	0.13	58	29.9	0.07	12.5	3.7	1190
L840546		6.41	11.95	0.24	2.1	0.142	3.24	49.2	15.9	0.13	62	4.33	0.08	12.2	2.1	1280
L840547		7.63	11.30	0.26	2.5	0.085	3.64	30.8	15.9	0.13	62	3.21	0.08	13.6	3.3	1750

***** See Appendix Page for comments regarding this certificate *****

ALS Canada Ltd.
2103 Dollarton Hwy
North Vancouver BC V7H 0A7
Phone: 604 984 0221 Fax: 604 984 0218 www.alsglobal.com

To: **SILVER RANGE RESOURCES LTD.**
C/O ARCHER, CATHRO & ASSOCIATES (1981) LIMITED
1016- 510 W HASTINGS ST
VANCOUVER BC V6B 1L8

Finalized Date: 2- AUG- 2012
Account: RANSIL

Project: KEG (Group 2)

CERTIFICATE OF ANALYSIS WH12160335

Sample Description	Method	ME-MS61	ME-MS61	ME-MS61	ME-MS61	ME-MS61	ME-MS61	ME-MS61	ME-MS61	ME-MS61	ME-MS61	ME-MS61	ME-MS61	ME-MS61	ME-MS61	ME-MS61
	Analyte	Pb	Rb	Re	S	Sb	Sc	Se	Sn	Sr	Ta	Te	Th	Ti	Tl	U
	Units	ppm	ppm	ppm	%	ppm	ppm	ppm	ppm	ppm	ppm	ppm	ppm	%	ppm	ppm
	LOR	0.5	0.1	0.002	0.01	0.05	0.1	1	0.2	0.2	0.05	0.05	0.2	0.005	0.02	0.1
L840542		2760	82.7	0.008	0.56	192.0	6.0	2	50.6	55.9	0.27	0.07	3.2	0.131	1.63	0.9
L840543		142.5	95.7	0.002	1.43	34.6	3.0	9	30.5	154.5	0.50	0.10	13.2	0.166	1.73	3.1
L840544		276	124.0	0.002	2.89	69.4	2.5	9	33.4	126.0	0.54	0.09	15.5	0.183	2.03	2.5
L840545		230	147.5	0.002	1.06	338	3.2	4	30.9	136.5	0.75	0.15	9.6	0.251	1.87	3.6
L840546		176.5	169.0	<0.002	1.20	74.1	4.3	6	34.4	160.0	0.75	0.06	12.1	0.249	2.14	3.4
L840547		152.5	186.0	<0.002	1.51	60.4	4.7	8	52.6	139.5	0.82	0.05	13.5	0.269	2.20	3.8

***** See Appendix Page for comments regarding this certificate *****

ALS Canada Ltd.
2103 Dollarton Hwy
North Vancouver BC V7H 0A7
Phone: 604 984 0221 Fax: 604 984 0218 www.alsglobal.com

To: **SILVER RANGE RESOURCES LTD.**
C/O ARCHER, CATHRO & ASSOCIATES (1981) LIMITED
1016- 510 W HASTINGS ST
VANCOUVER BC V6B 1L8

Finalized Date: 2- AUG- 2012
Account: RANSIL

Project: KEG (Group 2)

CERTIFICATE OF ANALYSIS WH12160335

Sample Description	Method Analyte Units LOR	ME-MS61 V ppm 1	ME-MS61 W ppm 0.1	ME-MS61 Y ppm 0.1	ME-MS61 Zn ppm 2	ME-MS61 Zr ppm 0.5
L840542		26	0.5	4.4	310	41.6
L840543		221	4.4	8.2	102	59.5
L840544		238	3.6	9.4	41	73.0
L840545		340	5.0	11.7	98	83.7
L840546		398	1.6	13.5	83	77.6
L840547		464	2.8	13.0	69	88.1

***** See Appendix Page for comments regarding this certificate *****

ALS Canada Ltd.
2103 Dollarton Hwy
North Vancouver BC V7H 0A7
Phone: 604 984 0221 Fax: 604 984 0218 www.alsglobal.com

To: **SILVER RANGE RESOURCES LTD.**
C/O ARCHER, CATHRO & ASSOCIATES (1981) LIMITED
1016- 510 W HASTINGS ST
VANCOUVER BC V6B 1L8

Page: Appendix 1
Total # Appendix Pages: 1
Finalized Date: 2- AUG- 2012
Account: RANSIL

Project: KEG (Group 2)

CERTIFICATE OF ANALYSIS WH12160335

Method	CERTIFICATE COMMENTS
ME- MS61	REE's may not be totally soluble in this method.

ALS Canada Ltd.

2103 Dollarton Hwy
North Vancouver BC V7H 0A7
Phone: 604 984 0221 Fax: 604 984 0218 www.alsglobal.com

To: **SILVER RANGE RESOURCES LTD.**
C/O ARCHER, CATHRO & ASSOCIATES (1981) LIMITED
1016-510 W HASTINGS ST
VANCOUVER BC V6B 1L8

Finalized Date: 28-JUL-2012
Account: RANSIL

CERTIFICATE WH12162400

Project: Keg-Group 6

P.O. No.:

This report is for 130 Soil samples submitted to our lab in Whitehorse, YT, Canada on 12-JUL-2012.

The following have access to data associated with this certificate:

MATT DUMALA	JOAN MARIACHER	

SAMPLE PREPARATION

ALS CODE	DESCRIPTION
WEI-21	Received Sample Weight
LOG-22	Sample login - Rcd w/o BarCode
SCR-41	Screen to -180um and save both

ANALYTICAL PROCEDURES

ALS CODE	DESCRIPTION	INSTRUMENT
Au-ICP21	Au 30g FA ICP-AES Finish	ICP-AES
ME-MS41	51 anal. aqua regia ICPMS	

To: **SILVER RANGE RESOURCES LTD.**
ATTN: JOAN MARIACHER
C/O ARCHER, CATHRO & ASSOCIATES (1981) LIMITED
1016-510 W HASTINGS ST
VANCOUVER BC V6B 1L8

This is the Final Report and supersedes any preliminary report with this certificate number. Results apply to samples as submitted. All pages of this report have been checked and approved for release.

***** See Appendix Page for comments regarding this certificate *****

Signature:

Colin Ramshaw, Vancouver Laboratory Manager

ALS Canada Ltd.
2103 Dollarton Hwy
North Vancouver BC V7H 0A7
Phone: 604 984 0221 Fax: 604 984 0218 www.alsglobal.com

To: **SILVER RANGE RESOURCES LTD.**
C/O ARCHER, CATHRO & ASSOCIATES (1981) LIMITED
1016-510 W HASTINGS ST
VANCOUVER BC V6B 1L8

Finalized Date: 28-JUL-2012
Account: RANSIL

Project: Keg-Group 6

CERTIFICATE OF ANALYSIS WH12162400

Sample Description	Method	WEI-21	Au-ICP21	ME-MS41	ME-MS41	ME-MS41	ME-MS41	ME-MS41	ME-MS41	ME-MS41	ME-MS41	ME-MS41	ME-MS41	ME-MS41	ME-MS41	ME-MS41
	Analyte	Recvd Wt.	Au	Ag	Al	As	Au	B	Ba	Be	Bi	Ca	Cd	Ce	Co	Cr
	Units	kg	ppm	ppm	%	ppm	ppm	ppm	ppm	ppm	ppm	%	ppm	ppm	ppm	ppm
	LOR	0.02	0.001	0.01	0.01	0.1	0.2	10	10	0.05	0.01	0.01	0.01	0.02	0.1	1
CC109627		0.20	0.004	0.38	0.97	16.8	<0.2	<10	340	0.37	0.31	0.99	0.80	18.40	9.0	26
CC109628		0.18	0.004	9.40	1.02	38.3	<0.2	<10	290	0.53	2.85	2.04	5.65	20.1	7.4	26
CC109629		0.34	0.003	2.46	1.35	30.7	<0.2	<10	220	0.43	0.44	0.08	0.62	16.40	4.6	23
CC109630		0.24	0.001	1.18	1.13	10.2	<0.2	<10	280	0.38	0.16	0.06	0.31	15.30	3.5	16
CC109661		0.22	0.003	0.37	0.96	13.9	<0.2	<10	180	0.26	0.23	0.05	0.17	20.3	2.7	18
CC109662		0.30	0.002	0.48	0.91	13.3	<0.2	<10	170	0.18	0.22	0.04	0.12	15.55	2.8	15
CC109663		0.27	0.003	0.81	1.10	28.1	<0.2	<10	180	0.30	0.30	0.06	0.16	19.40	5.1	22
CC109664		0.31	0.004	0.54	0.62	12.9	<0.2	<10	330	0.27	0.25	0.23	0.27	20.9	3.2	11
CC109665		0.29	<0.001	0.21	0.29	1.3	<0.2	<10	110	0.11	0.03	0.46	0.33	2.83	1.3	2
CC109666		0.30	0.003	0.45	1.23	20.7	<0.2	<10	280	0.69	0.23	1.50	0.97	25.8	7.4	22
CC109667		0.44	0.002	0.13	0.99	22.8	<0.2	<10	290	0.33	0.16	0.38	0.54	19.75	6.2	16
CC109668		0.25	0.002	0.83	0.79	10.4	<0.2	<10	360	0.34	0.16	0.79	0.42	10.95	4.0	12
CC109669		0.35	0.005	1.01	1.34	14.2	<0.2	<10	240	0.43	0.23	0.10	0.20	23.6	5.0	20
CC109670		0.21	0.002	0.70	1.19	13.1	<0.2	<10	230	0.30	0.25	0.05	0.23	21.1	3.7	18
CC109671		0.24	<0.001	0.19	0.26	0.8	<0.2	<10	60	0.05	0.04	0.03	0.04	2.05	0.9	3
CC109672		0.28	0.006	1.19	2.10	22.0	<0.2	<10	470	0.94	0.29	0.13	0.22	31.5	6.2	28
CC109673		0.33	0.003	0.34	1.43	21.9	<0.2	<10	350	0.46	0.24	0.10	0.17	25.0	6.2	25
CC109674		0.39	0.004	0.24	1.60	23.0	<0.2	<10	360	0.55	0.25	0.14	0.21	24.7	6.1	25
CC109675		0.34	0.001	0.29	0.64	7.8	<0.2	<10	160	0.14	0.11	0.19	0.36	10.60	2.7	13
CC109853		0.29	0.001	0.13	2.63	17.2	<0.2	<10	410	1.03	0.21	2.09	0.50	21.1	8.6	34
CC109854		0.24	0.001	0.43	0.35	8.8	<0.2	<10	90	0.08	0.13	0.07	0.20	5.22	1.2	5
CC109855		0.23	0.004	0.98	0.81	21.9	<0.2	<10	430	0.41	0.29	0.38	0.60	20.7	4.4	18
CC109856		0.27	0.004	1.22	1.32	37.5	<0.2	<10	710	0.76	0.61	0.31	1.59	34.2	8.2	26
CC109857		0.40	0.005	1.16	1.18	51.3	<0.2	<10	750	0.77	0.44	0.17	0.84	22.4	14.7	28
CC109858		0.35	0.002	3.77	0.72	21.0	<0.2	<10	280	0.31	0.61	0.32	2.99	15.85	4.2	15
ZZ24661		0.21	0.003	1.04	2.34	357	<0.2	<10	250	1.02	1.84	0.17	0.96	25.7	7.5	31
ZZ24662		0.22	0.005	3.61	3.04	878	<0.2	<10	440	1.78	5.52	0.45	5.85	37.0	10.2	34
ZZ24663		0.25	0.005	4.61	2.70	1975	<0.2	<10	360	1.42	8.15	0.52	16.95	32.9	8.6	33
ZZ24664		0.21	0.004	3.01	1.64	1130	<0.2	<10	320	1.03	5.76	0.38	2.50	25.5	8.2	23
ZZ24665		0.23	0.005	3.55	2.50	1540	<0.2	<10	480	1.45	7.05	0.65	6.33	33.4	9.0	31
ZZ24666		0.30	0.009	3.70	2.09	1175	<0.2	<10	370	1.20	7.52	0.60	4.33	29.5	8.2	28
ZZ24667		0.27	0.003	1.74	2.44	559	<0.2	<10	360	1.04	3.02	0.72	1.96	20.3	7.3	30
ZZ24668		0.36	0.004	1.75	2.23	419	<0.2	<10	360	1.06	2.51	0.57	2.73	24.9	9.1	30
ZZ24669		0.18	0.004	2.15	2.21	431	<0.2	<10	300	1.19	1.89	0.84	3.16	27.9	9.9	28
ZZ24670		0.27	0.003	1.33	2.16	432	<0.2	<10	270	1.07	1.57	0.59	4.83	29.8	10.1	28
ZZ24671		0.20	0.004	2.31	3.57	446	<0.2	<10	390	1.72	3.04	0.74	4.20	33.5	12.4	47
ZZ24672		0.27	0.003	0.50	2.84	309	<0.2	<10	380	1.01	1.40	0.31	1.27	24.6	9.8	31
ZZ24673		0.25	0.006	1.15	2.22	276	<0.2	<10	270	1.06	1.50	0.23	0.84	23.4	8.2	31
ZZ24674		0.28	0.003	2.89	3.41	1455	<0.2	<10	170	2.54	6.95	1.02	14.15	39.6	14.1	39
ZZ24675		0.18	0.005	7.57	2.87	2350	<0.2	<10	330	2.17	13.70	0.66	25.3	25.2	11.5	33

***** See Appendix Page for comments regarding this certificate *****

ALS Canada Ltd.
2103 Dollarton Hwy
North Vancouver BC V7H 0A7
Phone: 604 984 0221 Fax: 604 984 0218 www.alsglobal.com

To: **SILVER RANGE RESOURCES LTD.**
C/O ARCHER, CATHRO & ASSOCIATES (1981) LIMITED
1016-510 W HASTINGS ST
VANCOUVER BC V6B 1L8

Finalized Date: 28-JUL-2012
Account: RANSIL

Project: Keg-Group 6

CERTIFICATE OF ANALYSIS WH12162400

Sample Description	Method	ME-MS41	ME-MS41	ME-MS41	ME-MS41	ME-MS41	ME-MS41	ME-MS41	ME-MS41	ME-MS41	ME-MS41	ME-MS41	ME-MS41	ME-MS41	ME-MS41	ME-MS41
	Analyte	Cs	Cu	Fe	Ga	Ge	Hf	Hg	In	K	La	Li	Mg	Mn	Mo	Na
	Units	ppm	ppm	%	ppm	ppm	ppm	ppm	ppm	%	ppm	ppm	%	ppm	ppm	%
	LOR	0.05	0.2	0.01	0.05	0.05	0.02	0.01	0.005	0.01	0.2	0.1	0.01	5	0.05	0.01
CC109627		1.69	22.4	1.65	3.35	0.05	0.04	0.10	0.025	0.08	9.3	10.8	0.46	742	4.29	0.02
CC109628		1.91	37.4	1.60	3.77	0.06	0.05	0.12	0.088	0.08	10.2	13.1	0.40	308	1.84	0.02
CC109629		1.94	22.3	2.03	4.68	<0.05	0.02	0.08	0.029	0.04	8.3	12.5	0.24	128	1.78	0.01
CC109630		2.86	34.6	1.62	3.89	<0.05	<0.02	0.06	0.017	0.04	8.1	7.0	0.12	86	1.64	0.02
CC109661		3.78	14.5	2.04	5.37	<0.05	<0.02	0.04	0.020	0.05	11.0	9.6	0.18	91	1.68	0.01
CC109662		3.05	15.8	2.03	5.00	<0.05	<0.02	0.08	0.021	0.04	8.5	6.7	0.15	82	1.87	0.01
CC109663		2.43	18.0	2.42	5.48	<0.05	<0.02	0.05	0.031	0.05	10.2	10.2	0.27	186	2.11	0.01
CC109664		1.66	30.5	1.25	2.38	<0.05	0.02	0.05	0.020	0.05	10.9	8.7	0.20	65	1.44	0.02
CC109665		0.22	7.5	0.27	1.10	<0.05	<0.02	0.04	<0.005	0.03	1.4	0.5	0.02	127	0.39	0.04
CC109666		1.56	34.6	2.00	3.97	0.05	0.07	0.11	0.025	0.06	14.1	12.2	0.37	442	1.34	0.02
CC109667		1.40	12.2	1.63	3.16	<0.05	0.02	0.03	0.022	0.05	9.4	15.9	0.37	207	2.15	0.02
CC109668		1.28	19.7	1.05	2.64	<0.05	0.02	0.07	0.018	0.04	6.0	8.1	0.17	190	0.83	0.04
CC109669		1.60	24.6	2.14	4.12	<0.05	0.02	0.06	0.023	0.04	11.6	12.2	0.28	165	1.67	0.02
CC109670		2.31	21.2	2.26	4.84	<0.05	<0.02	0.05	0.024	0.05	10.8	11.3	0.20	130	2.04	0.02
CC109671		0.36	3.9	0.49	1.31	<0.05	<0.02	0.02	<0.005	0.02	1.1	0.6	0.02	20	0.21	0.03
CC109672		2.73	74.2	2.82	5.02	0.06	0.04	0.15	0.038	0.07	16.4	16.9	0.37	173	2.01	0.02
CC109673		1.82	20.1	2.35	4.66	<0.05	0.02	0.05	0.021	0.06	11.8	14.0	0.39	202	1.57	0.02
CC109674		2.52	32.9	2.23	4.78	0.05	0.05	0.07	0.024	0.06	12.3	16.9	0.43	213	1.72	0.02
CC109675		1.48	13.6	0.96	3.37	<0.05	<0.02	0.04	0.007	0.04	5.6	7.7	0.21	69	1.41	0.02
CC109853		3.32	12.7	2.47	5.81	0.07	0.09	0.03	0.020	0.05	12.6	28.4	0.86	303	0.75	0.03
CC109854		0.98	10.4	0.58	2.26	<0.05	<0.02	0.05	0.006	0.03	2.9	1.8	0.05	27	0.52	0.02
CC109855		1.11	26.0	1.60	2.89	0.06	0.03	0.14	0.020	0.07	10.5	10.5	0.33	159	2.56	0.03
CC109856		2.46	62.9	2.41	4.42	0.08	<0.02	0.11	0.043	0.10	17.6	17.6	0.50	284	4.03	0.04
CC109857		4.03	72.9	2.65	3.70	0.06	<0.02	0.06	0.037	0.08	10.8	16.6	0.42	251	2.65	0.03
CC109858		1.52	33.6	0.95	2.49	<0.05	0.02	0.08	0.028	0.04	7.7	7.2	0.24	89	1.65	0.03
ZZ24661		6.78	48.4	2.79	7.06	0.06	0.02	0.07	0.087	0.13	12.3	31.5	0.76	276	2.65	0.02
ZZ24662		9.59	203	3.20	7.74	0.07	0.08	0.09	0.234	0.14	20.3	37.2	0.90	479	3.57	0.04
ZZ24663		10.90	255	3.47	8.12	0.07	0.03	0.08	0.370	0.17	20.2	40.8	1.01	552	3.85	0.03
ZZ24664		5.97	97.0	3.04	4.64	0.06	0.06	0.06	0.237	0.14	13.1	28.8	0.70	415	2.67	0.02
ZZ24665		9.30	206	3.52	6.94	0.08	0.05	0.06	0.299	0.16	18.4	38.3	0.97	519	3.97	0.04
ZZ24666		7.56	146.0	3.00	6.42	0.07	0.02	0.05	0.391	0.12	14.9	36.2	0.87	580	3.26	0.04
ZZ24667		7.84	96.5	2.92	6.69	0.06	0.06	0.05	0.154	0.14	11.4	35.8	1.00	266	3.81	0.03
ZZ24668		7.76	69.7	2.80	6.28	0.08	0.04	0.06	0.107	0.13	12.7	31.3	0.85	412	3.13	0.04
ZZ24669		8.53	71.4	2.58	6.29	0.06	0.03	0.07	0.099	0.12	15.8	29.2	0.74	575	2.06	0.04
ZZ24670		10.35	53.4	2.79	5.87	0.10	0.02	0.13	0.068	0.18	16.3	28.4	0.73	406	1.32	0.04
ZZ24671		13.00	97.4	3.58	10.60	0.10	0.04	0.09	0.120	0.18	19.9	55.6	1.56	471	2.87	0.05
ZZ24672		6.13	52.1	2.56	6.94	0.06	0.10	0.05	0.066	0.11	11.5	32.4	1.03	329	2.59	0.03
ZZ24673		6.58	48.1	2.54	6.49	0.06	0.04	0.07	0.075	0.11	12.0	32.9	1.01	281	2.36	0.02
ZZ24674		12.70	132.0	3.34	8.06	0.07	0.05	0.04	0.197	0.25	20.6	41.1	1.03	611	0.97	0.05
ZZ24675		11.25	408	3.37	8.30	0.06	<0.02	0.12	0.661	0.14	14.1	33.7	0.81	591	1.57	0.03

***** See Appendix Page for comments regarding this certificate *****

ALS Canada Ltd.
2103 Dollarton Hwy
North Vancouver BC V7H 0A7
Phone: 604 984 0221 Fax: 604 984 0218 www.alsglobal.com

To: **SILVER RANGE RESOURCES LTD.**
C/O ARCHER, CATHRO & ASSOCIATES (1981) LIMITED
1016-510 W HASTINGS ST
VANCOUVER BC V6B 1L8

Finalized Date: 28-JUL-2012
Account: RANSIL

Project: Keg-Group 6

CERTIFICATE OF ANALYSIS WH12162400

Sample Description	Method	ME-MS41	ME-MS41	ME-MS41	ME-MS41	ME-MS41	ME-MS41	ME-MS41	ME-MS41	ME-MS41	ME-MS41	ME-MS41	ME-MS41	ME-MS41	ME-MS41	ME-MS41
	Analyte	Nb	Ni	P	Pb	Rb	Re	S	Sb	Sc	Se	Sn	Sr	Ta	Te	Th
	Units	ppm	ppm	ppm	ppm	ppm	ppm	%	ppm	ppm	ppm	ppm	ppm	ppm	ppm	ppm
	LOR	0.05	0.2	10	0.2	0.1	0.001	0.01	0.05	0.1	0.2	0.2	0.2	0.01	0.01	0.2
CC109627		0.52	19.6	1350	13.2	12.0	0.007	0.07	2.59	2.2	3.7	0.9	46.0	<0.01	0.02	1.8
CC109628		0.66	30.0	1140	457	21.4	0.012	0.10	6.90	2.6	8.5	3.4	79.4	<0.01	0.13	1.3
CC109629		1.01	12.8	480	60.7	10.2	<0.001	0.02	2.33	2.0	1.4	1.3	10.1	<0.01	0.05	2.0
CC109630		0.30	12.2	660	12.1	7.2	0.001	0.04	1.84	0.4	1.3	0.6	14.9	<0.01	0.02	<0.2
CC109661		0.90	9.2	480	11.6	11.7	<0.001	0.03	1.47	1.5	2.0	0.7	11.0	<0.01	0.03	1.0
CC109662		0.79	8.9	470	10.0	8.9	0.001	0.04	1.17	1.0	0.7	0.6	9.0	<0.01	0.02	0.5
CC109663		0.64	13.8	690	51.4	10.2	<0.001	0.03	3.93	1.1	1.7	1.5	11.5	<0.01	0.09	0.4
CC109664		0.48	18.5	980	13.3	6.0	0.001	0.03	2.21	1.7	2.4	0.6	29.1	<0.01	0.02	1.4
CC109665		0.21	3.4	440	3.0	1.2	<0.001	0.06	0.22	0.3	1.1	<0.2	24.2	<0.01	<0.01	<0.2
CC109666		0.90	34.7	860	18.1	11.8	<0.001	0.04	2.59	3.4	1.2	0.7	44.2	<0.01	0.03	2.8
CC109667		0.90	21.7	920	14.2	7.2	0.002	0.02	1.52	2.0	1.4	0.7	25.8	<0.01	0.03	2.5
CC109668		0.65	20.2	550	21.0	7.2	<0.001	0.06	1.46	1.3	0.9	0.5	32.2	<0.01	0.04	0.7
CC109669		1.28	17.8	530	18.8	8.4	<0.001	0.02	1.96	2.0	0.7	0.7	11.5	<0.01	0.04	2.2
CC109670		0.95	11.9	490	13.6	10.1	<0.001	0.03	1.38	1.1	0.7	0.7	9.1	<0.01	0.05	0.6
CC109671		0.32	1.4	180	2.0	1.7	<0.001	0.02	0.10	0.2	0.2	<0.2	5.9	<0.01	<0.01	0.2
CC109672		1.29	32.7	680	18.7	12.9	<0.001	0.02	2.22	4.8	2.6	0.9	14.5	<0.01	0.05	4.1
CC109673		1.43	20.2	560	15.1	9.0	<0.001	0.02	1.92	2.9	1.2	0.9	11.6	<0.01	0.03	3.0
CC109674		1.38	23.1	670	15.0	10.0	<0.001	0.02	1.92	3.1	1.4	0.9	13.1	<0.01	0.05	3.1
CC109675		0.72	8.8	410	6.0	6.7	0.001	0.03	0.89	1.0	0.9	0.5	12.9	<0.01	0.01	0.5
CC109853		1.18	44.1	650	10.6	10.0	<0.001	0.03	2.11	3.6	0.7	0.6	58.8	<0.01	0.03	2.6
CC109854		0.28	3.9	450	12.9	3.6	<0.001	0.03	0.33	0.1	0.3	0.3	8.1	<0.01	0.01	0.2
CC109855		0.79	20.8	880	27.7	7.8	0.001	0.03	3.24	2.4	1.3	0.9	30.8	<0.01	0.04	2.5
CC109856		0.79	42.0	1250	59.3	13.1	0.001	0.04	8.33	3.6	2.1	1.9	34.1	<0.01	0.08	1.6
CC109857		0.91	52.3	950	67.5	10.0	<0.001	0.05	13.35	3.0	1.9	3.2	22.3	<0.01	0.06	2.1
CC109858		0.51	16.7	1050	385	7.5	<0.001	0.04	5.45	1.5	1.8	1.8	24.7	<0.01	0.06	0.9
ZZ24661		1.63	29.7	790	114.5	19.3	<0.001	0.06	5.44	2.6	1.0	7.5	24.6	<0.01	0.04	1.4
ZZ24662		1.66	42.4	1240	472	26.3	<0.001	0.10	9.99	4.4	2.3	15.7	58.2	<0.01	0.04	3.1
ZZ24663		1.29	40.3	1230	305	28.3	0.002	0.10	13.15	3.3	2.1	26.8	47.7	<0.01	0.10	2.0
ZZ24664		1.30	28.3	1280	240	15.6	<0.001	0.06	13.95	3.5	1.3	18.2	43.9	<0.01	0.06	4.3
ZZ24665		1.54	42.5	1180	270	25.3	0.001	0.13	15.75	3.9	1.7	29.3	58.1	<0.01	0.08	2.9
ZZ24666		1.71	31.0	770	277	17.7	0.001	0.09	10.05	3.7	1.8	23.5	43.7	<0.01	0.06	2.7
ZZ24667		1.57	38.8	850	188.0	23.8	0.001	0.07	10.55	3.8	0.8	13.4	62.2	<0.01	0.07	3.5
ZZ24668		1.82	37.8	850	250	19.4	<0.001	0.06	7.47	3.6	1.5	10.6	48.9	<0.01	0.06	3.2
ZZ24669		1.66	26.6	1180	413	19.4	<0.001	0.10	4.70	2.9	1.0	12.0	61.2	<0.01	0.05	1.8
ZZ24670		1.94	27.4	1200	371	21.4	<0.001	0.04	3.33	3.5	0.8	14.5	65.7	<0.01	0.04	4.2
ZZ24671		2.38	49.0	900	275	30.1	0.001	0.04	10.10	6.5	2.4	12.3	67.6	<0.01	0.08	5.2
ZZ24672		1.68	40.8	700	105.5	17.5	<0.001	0.04	10.25	3.9	1.1	6.2	38.4	<0.01	0.05	4.5
ZZ24673		1.49	34.2	870	150.0	19.3	<0.001	0.07	11.10	2.7	1.0	7.7	25.0	<0.01	0.07	2.1
ZZ24674		1.60	33.2	720	472	30.8	<0.001	0.03	2.58	5.9	0.8	11.6	79.8	<0.01	0.05	5.8
ZZ24675		1.55	27.6	1280	713	21.9	0.001	0.13	3.88	2.6	1.8	28.6	84.1	<0.01	0.09	1.2

***** See Appendix Page for comments regarding this certificate *****

ALS Canada Ltd.
2103 Dollarton Hwy
North Vancouver BC V7H 0A7
Phone: 604 984 0221 Fax: 604 984 0218 www.alsglobal.com

To: **SILVER RANGE RESOURCES LTD.**
C/O ARCHER, CATHRO & ASSOCIATES (1981) LIMITED
1016-510 W HASTINGS ST
VANCOUVER BC V6B 1L8

Finalized Date: 28-JUL-2012
Account: RANSIL

Project: Keg-Group 6

CERTIFICATE OF ANALYSIS WH12162400

Sample Description	Method	ME-MS41	ME-MS41	ME-MS41	ME-MS41	ME-MS41	ME-MS41	ME-MS41	ME-MS41
	Analyte	Ti	Tl	U	V	W	Y	Zn	Zr
	Units	%	ppm	ppm	ppm	ppm	ppm	ppm	ppm
	LOR	0.005	0.02	0.05	1	0.05	0.05	2	0.5
CC109627		0.022	0.22	1.54	53	0.24	6.98	100	1.2
CC109628		0.022	0.39	2.65	47	0.15	9.03	449	1.9
CC109629		0.031	0.23	0.77	55	0.26	3.09	86	0.6
CC109630		0.019	0.14	1.02	37	0.15	3.85	52	<0.5
CC109661		0.034	0.15	0.63	52	0.35	2.69	51	<0.5
CC109662		0.036	0.14	0.56	49	0.29	1.84	44	<0.5
CC109663		0.035	0.18	0.80	57	0.27	3.25	74	<0.5
CC109664		0.026	0.18	1.17	34	0.17	6.32	73	<0.5
CC109665		0.015	0.04	0.33	7	<0.05	1.00	24	0.6
CC109666		0.030	0.19	1.18	46	0.37	14.50	110	2.0
CC109667		0.026	0.19	1.12	46	0.17	5.35	210	1.1
CC109668		0.022	0.14	0.59	36	0.15	4.79	80	0.9
CC109669		0.033	0.18	0.80	45	0.30	3.81	73	0.6
CC109670		0.033	0.15	0.71	47	0.29	2.44	58	<0.5
CC109671		0.024	0.02	0.14	15	<0.05	0.34	5	<0.5
CC109672		0.026	0.30	2.50	57	0.34	9.66	103	1.4
CC109673		0.038	0.18	0.83	51	0.27	3.81	64	0.9
CC109674		0.033	0.26	1.09	50	0.27	5.13	83	1.2
CC109675		0.028	0.13	0.40	29	0.19	2.03	46	<0.5
CC109853		0.031	0.28	0.90	92	0.21	13.40	99	3.1
CC109854		0.018	0.05	0.44	18	0.06	1.01	19	<0.5
CC109855		0.024	0.17	0.96	48	0.20	5.79	106	0.9
CC109856		0.025	0.34	1.68	67	0.26	12.65	241	<0.5
CC109857		0.037	0.27	1.41	57	0.17	7.13	280	0.5
CC109858		0.018	0.20	1.10	33	0.12	5.85	195	<0.5
ZZ24661		0.054	0.31	1.66	73	6.30	5.94	163	0.7
ZZ24662		0.041	0.32	3.72	80	4.00	16.95	447	2.1
ZZ24663		0.042	0.42	3.08	89	3.23	9.77	828	0.8
ZZ24664		0.042	0.26	1.74	63	10.50	8.34	299	1.9
ZZ24665		0.047	0.37	3.18	86	5.31	12.20	453	1.7
ZZ24666		0.058	0.30	2.21	71	21.4	7.50	392	1.0
ZZ24667		0.049	0.27	1.96	84	4.58	7.21	330	2.3
ZZ24668		0.057	0.26	1.90	70	8.69	7.85	295	1.2
ZZ24669		0.051	0.27	2.08	54	9.16	9.79	270	0.8
ZZ24670		0.068	0.25	1.20	48	18.70	7.30	404	0.9
ZZ24671		0.082	0.33	2.09	98	1.90	13.45	493	1.7
ZZ24672		0.051	0.24	1.34	78	2.36	7.11	196	3.2
ZZ24673		0.045	0.31	1.68	71	1.40	6.34	221	1.4
ZZ24674		0.039	0.52	1.21	42	4.15	8.13	650	1.5
ZZ24675		0.041	0.31	1.38	49	8.56	6.60	873	0.5

***** See Appendix Page for comments regarding this certificate *****

ALS Canada Ltd.
2103 Dollarton Hwy
North Vancouver BC V7H 0A7
Phone: 604 984 0221 Fax: 604 984 0218 www.alsglobal.com

To: **SILVER RANGE RESOURCES LTD.**
C/O ARCHER, CATHRO & ASSOCIATES (1981) LIMITED
1016-510 W HASTINGS ST
VANCOUVER BC V6B 1L8

Finalized Date: 28-JUL-2012
Account: RANSIL

Project: Keg-Group 6

CERTIFICATE OF ANALYSIS WH12162400

Sample Description	Method	WEI-21	Au-ICP21	ME-MS41	ME-MS41	ME-MS41	ME-MS41	ME-MS41	ME-MS41	ME-MS41	ME-MS41	ME-MS41	ME-MS41	ME-MS41	ME-MS41	ME-MS41
	Analyte	Recvd Wt.	Au	Ag	Al	As	Au	B	Ba	Be	Bi	Ca	Cd	Ce	Co	Cr
	Units	kg	ppm	ppm	%	ppm	ppm	ppm	ppm	ppm	ppm	%	ppm	ppm	ppm	ppm
	LOR	0.02	0.001	0.01	0.01	0.1	0.2	10	10	0.05	0.01	0.01	0.01	0.02	0.1	1
ZZ24676		0.27	0.002	1.28	1.72	1225	<0.2	<10	170	0.94	1.67	0.40	3.44	19.50	6.7	26
ZZ24677		0.40	0.005	2.52	2.69	1350	<0.2	<10	430	1.54	6.51	0.36	5.34	30.9	7.7	34
ZZ24678		0.35	0.003	2.81	2.41	1315	<0.2	<10	290	1.36	3.12	0.66	5.35	20.6	7.9	29
ZZ24679		0.31	0.003	0.96	2.59	221	<0.2	<10	340	1.04	0.87	0.54	0.90	21.2	8.2	33
ZZ24680		0.19	0.002	1.20	2.43	190.0	<0.2	<10	320	1.26	0.62	0.71	1.08	22.7	9.5	30
ZZ24681		0.31	0.004	0.72	2.10	93.3	<0.2	<10	270	0.94	0.44	0.77	0.82	19.10	7.8	29
ZZ24682		0.15	0.003	1.43	2.41	391	<0.2	<10	310	1.50	1.04	1.00	4.18	25.2	7.9	26
ZZ24683		0.28	0.004	1.42	2.76	571	<0.2	<10	360	1.37	1.14	0.70	2.87	24.2	9.8	34
ZZ24684		0.29	0.003	1.24	2.72	632	<0.2	<10	380	1.30	0.99	0.61	2.77	23.2	10.1	35
ZZ24685		0.32	0.004	0.99	2.44	530	<0.2	<10	360	1.03	1.22	0.58	1.49	20.4	8.2	33
ZZ24686		0.34	0.004	2.38	2.73	663	<0.2	<10	260	1.62	2.99	0.91	4.55	25.6	9.4	32
ZZ24687		0.26	0.003	2.24	2.73	460	<0.2	<10	290	1.54	3.45	0.65	3.03	25.5	10.6	34
ZZ24688		0.22	0.003	1.44	2.63	227	<0.2	<10	340	1.40	1.50	0.92	1.50	27.0	7.7	30
ZZ24689		0.26	0.004	0.94	2.41	235	<0.2	<10	340	1.06	1.60	0.62	1.09	21.9	8.0	31
ZZ24690		0.35	0.003	1.05	2.41	230	<0.2	<10	340	1.29	1.28	0.56	0.95	26.8	9.0	32
ZZ24691		0.25	0.002	0.70	1.91	124.0	<0.2	<10	330	0.78	0.89	0.49	0.45	22.2	5.4	28
ZZ24692		0.35	0.003	0.89	2.53	215	<0.2	<10	360	0.98	1.46	0.51	0.82	26.6	8.5	34
ZZ24693		0.31	0.006	1.49	2.55	248	<0.2	<10	350	1.12	1.45	0.54	1.64	26.6	8.8	38
ZZ24694		0.38	0.002	0.97	2.26	360	<0.2	<10	340	0.83	1.66	0.50	1.88	21.0	8.1	33
ZZ24695		0.28	0.003	2.45	1.82	674	<0.2	<10	360	0.91	4.18	0.51	1.91	26.8	8.0	30
ZZ24696		0.30	0.005	1.81	1.63	660	<0.2	<10	280	0.71	3.83	0.34	2.73	28.9	4.9	25
ZZ24697		0.23	0.004	1.85	1.75	665	<0.2	<10	300	0.91	3.60	0.49	4.43	34.1	6.2	24
ZZ24698		0.21	0.007	2.23	1.81	745	<0.2	<10	250	0.92	2.91	0.43	4.20	27.7	6.7	25
ZZ24699		0.40	0.003	1.14	1.59	230	<0.2	<10	360	0.76	1.06	0.44	2.09	27.2	6.9	25
ZZ24700		0.33	0.003	0.59	1.45	201	<0.2	<10	280	0.70	1.12	0.31	1.36	26.2	7.4	24
CC94446		0.30	0.006	6.07	2.83	2710	<0.2	<10	440	2.69	19.25	0.38	9.69	84.9	8.8	35
CC94447		0.29	0.004	2.25	2.49	973	<0.2	<10	520	1.18	5.58	0.43	4.85	34.0	9.1	39
CC94448		0.23	0.003	1.60	1.85	733	<0.2	<10	170	0.70	2.47	0.14	2.26	29.3	5.8	30
CC94449		0.39	0.006	4.04	2.51	1795	<0.2	<10	490	1.45	10.40	0.74	5.39	33.0	9.2	34
CC94450		0.29	0.004	1.44	2.57	869	<0.2	<10	270	1.11	3.45	0.19	1.32	24.7	8.1	31
CC94451		0.36	0.003	1.35	2.87	225	<0.2	<10	750	1.33	0.98	0.56	0.62	30.9	10.0	40
CC94452		0.37	0.007	1.34	2.20	505	<0.2	<10	370	1.16	2.75	0.65	3.72	33.0	9.8	32
CC94453		0.29	0.005	5.18	1.95	1405	<0.2	<10	250	1.55	27.9	0.42	8.80	29.6	8.8	28
CC70941		0.20	0.003	3.05	2.27	462	<0.2	<10	310	1.14	4.31	0.60	4.48	23.6	8.8	31
CC70942		0.22	0.002	1.26	2.29	193.0	<0.2	<10	340	0.97	1.24	0.65	2.06	21.1	8.3	33
CC70943		0.23	0.003	1.75	2.35	464	<0.2	<10	360	1.18	1.71	0.81	3.59	26.4	8.2	30
CC70944		0.17	0.002	0.91	2.15	175.5	<0.2	<10	350	0.88	1.01	0.73	1.68	21.1	9.4	32
CC70945		0.34	0.003	3.40	2.62	584	<0.2	<10	290	1.35	9.06	0.61	8.46	27.8	9.2	33
CC70946		0.30	0.004	1.21	2.15	415	<0.2	<10	280	1.00	1.25	0.41	2.46	19.05	11.2	25
CC70947		0.28	0.002	1.90	2.61	207	<0.2	<10	320	1.18	1.08	0.52	2.87	21.8	7.7	34

***** See Appendix Page for comments regarding this certificate *****

ALS Canada Ltd.
2103 Dollarton Hwy
North Vancouver BC V7H 0A7
Phone: 604 984 0221 Fax: 604 984 0218 www.alsglobal.com

To: **SILVER RANGE RESOURCES LTD.**
C/O ARCHER, CATHRO & ASSOCIATES (1981) LIMITED
1016-510 W HASTINGS ST
VANCOUVER BC V6B 1L8

Finalized Date: 28-JUL-2012
Account: RANSIL

Project: Keg-Group 6

CERTIFICATE OF ANALYSIS WH12162400

Sample Description	Method	ME-MS41	ME-MS41	ME-MS41	ME-MS41	ME-MS41	ME-MS41	ME-MS41	ME-MS41	ME-MS41	ME-MS41	ME-MS41	ME-MS41	ME-MS41	ME-MS41	ME-MS41
	Analyte	Cs	Cu	Fe	Ga	Ge	Hf	Hg	In	K	La	Li	Mg	Mn	Mo	Na
	Units	ppm	ppm	%	ppm	ppm	ppm	ppm	ppm	%	ppm	ppm	%	ppm	ppm	%
	LOR	0.05	0.2	0.01	0.05	0.05	0.02	0.01	0.005	0.01	0.2	0.1	0.01	5	0.05	0.01
ZZ24676		6.68	152.5	2.40	6.20	0.05	<0.02	0.08	0.108	0.08	10.0	20.1	0.56	300	1.62	0.02
ZZ24677		9.29	171.5	3.72	7.38	0.07	0.04	0.07	0.275	0.19	18.1	45.4	1.09	384	3.73	0.03
ZZ24678		7.45	243	2.50	7.11	0.05	0.03	0.07	0.211	0.09	10.9	27.9	0.83	327	2.21	0.03
ZZ24679		5.71	50.8	2.30	7.09	0.05	0.06	0.05	0.048	0.09	10.9	27.3	1.04	267	1.93	0.03
ZZ24680		5.08	58.8	2.27	6.40	0.05	0.07	0.08	0.042	0.07	11.2	24.9	0.93	464	4.28	0.03
ZZ24681		4.58	38.1	1.97	5.63	0.05	0.05	0.05	0.032	0.08	9.9	22.9	1.07	343	4.13	0.02
ZZ24682		5.92	137.0	2.03	6.11	0.05	0.05	0.07	0.069	0.08	13.1	23.6	0.83	404	2.54	0.02
ZZ24683		7.68	109.0	2.46	7.15	0.05	0.06	0.05	0.080	0.10	12.4	28.8	1.03	517	2.91	0.02
ZZ24684		7.79	80.5	2.48	7.47	<0.05	0.06	0.06	0.060	0.10	11.9	32.4	1.05	517	2.64	0.01
ZZ24685		8.01	63.8	2.42	6.79	0.06	0.04	0.03	0.064	0.10	10.6	31.6	1.06	314	2.39	0.02
ZZ24686		7.47	111.5	2.49	8.28	0.05	0.03	0.12	0.148	0.11	13.2	31.1	0.81	444	1.79	0.01
ZZ24687		7.34	81.2	2.66	8.25	0.05	0.04	0.11	0.156	0.10	12.5	34.6	0.88	523	2.00	0.02
ZZ24688		6.32	62.6	2.25	7.28	0.06	0.07	0.07	0.083	0.08	13.9	34.7	0.89	429	2.13	0.02
ZZ24689		6.21	41.5	2.39	6.73	0.06	0.05	0.07	0.075	0.10	11.4	33.4	0.91	360	1.83	0.02
ZZ24690		6.70	54.7	2.47	7.06	<0.05	0.05	0.05	0.060	0.12	13.4	37.6	0.86	327	2.57	0.02
ZZ24691		5.61	32.8	2.16	6.32	<0.05	<0.02	0.09	0.041	0.09	11.2	24.6	0.61	236	2.01	0.01
ZZ24692		6.92	41.4	2.61	7.11	0.06	0.05	0.02	0.071	0.11	13.3	37.4	0.97	385	2.32	0.03
ZZ24693		8.31	51.3	2.65	7.74	0.05	0.02	0.05	0.063	0.14	13.7	40.0	0.93	410	2.05	0.02
ZZ24694		7.12	50.1	2.71	6.94	0.05	0.02	0.02	0.104	0.14	10.3	34.0	0.85	520	3.47	0.02
ZZ24695		6.49	80.0	2.78	6.02	0.06	0.02	0.05	0.164	0.12	14.0	37.4	0.83	380	2.61	0.02
ZZ24696		5.00	72.5	2.49	5.30	0.05	<0.02	0.04	0.179	0.09	14.6	26.3	0.63	255	2.24	0.01
ZZ24697		4.79	104.0	2.49	5.21	0.06	<0.02	0.03	0.200	0.10	16.4	26.2	0.61	316	2.27	0.01
ZZ24698		5.93	86.8	2.47	5.58	<0.05	<0.02	0.05	0.108	0.09	14.4	23.9	0.57	521	2.06	0.01
ZZ24699		3.07	53.1	2.23	4.48	0.05	0.03	0.05	0.052	0.09	13.1	21.1	0.59	362	2.60	0.01
ZZ24700		2.91	36.7	2.32	4.22	<0.05	0.02	0.02	0.059	0.09	12.4	19.8	0.53	400	2.36	0.01
CC94446		17.55	334	4.43	8.93	0.10	0.06	0.05	0.598	0.22	42.8	58.7	1.07	386	2.50	0.01
CC94447		11.20	126.0	3.34	7.36	0.09	0.03	0.06	0.181	0.25	18.3	48.5	1.25	447	2.41	0.01
CC94448		5.15	60.8	2.56	6.65	0.05	<0.02	0.06	0.109	0.10	14.6	21.6	0.48	198	2.35	0.01
CC94449		10.20	243	4.18	7.17	0.10	0.10	0.03	0.458	0.26	17.0	49.2	1.16	351	5.04	0.03
CC94450		7.59	132.5	2.85	7.00	<0.05	0.04	0.07	0.183	0.11	12.2	30.4	0.69	322	3.18	0.01
CC94451		7.38	84.4	3.10	7.33	0.05	0.08	0.09	0.074	0.11	15.7	36.5	1.00	297	4.38	0.01
CC94452		6.89	92.2	2.90	6.78	0.09	0.05	0.03	0.168	0.14	16.1	35.5	0.92	397	3.68	0.04
CC94453		7.43	218	3.29	5.26	0.07	0.03	0.06	1.315	0.10	14.2	26.3	0.69	409	2.91	0.01
CC70941		7.61	81.7	2.56	7.06	0.06	0.03	0.08	0.186	0.10	12.5	33.3	0.84	451	4.39	0.02
CC70942		6.27	44.2	2.26	6.68	<0.05	0.03	0.06	0.068	0.09	10.4	33.0	0.89	450	2.84	0.02
CC70943		6.08	94.0	2.30	6.14	0.05	0.06	0.07	0.109	0.09	13.0	30.9	0.88	449	2.54	0.02
CC70944		5.70	45.6	2.26	6.34	<0.05	0.05	0.05	0.053	0.08	10.5	29.6	0.87	718	2.43	0.02
CC70945		10.10	255	2.95	7.35	0.06	0.05	0.05	0.400	0.11	14.7	34.8	0.96	427	2.08	0.02
CC70946		9.02	111.5	3.17	5.61	0.05	0.05	0.04	0.076	0.13	10.0	26.0	0.69	280	2.79	0.04
CC70947		7.09	79.8	2.37	7.25	0.05	0.06	0.05	0.093	0.08	10.8	33.4	1.03	331	2.41	0.02

***** See Appendix Page for comments regarding this certificate *****

ALS Canada Ltd.
2103 Dollarton Hwy
North Vancouver BC V7H 0A7
Phone: 604 984 0221 Fax: 604 984 0218 www.alsglobal.com

To: **SILVER RANGE RESOURCES LTD.**
C/O ARCHER, CATHRO & ASSOCIATES (1981) LIMITED
1016-510 W HASTINGS ST
VANCOUVER BC V6B 1L8

Finalized Date: 28-JUL-2012
Account: RANSIL

Project: Keg-Group 6

CERTIFICATE OF ANALYSIS WH12162400

Sample Description	Method	ME-MS41	ME-MS41	ME-MS41	ME-MS41	ME-MS41	ME-MS41	ME-MS41	ME-MS41	ME-MS41	ME-MS41	ME-MS41	ME-MS41	ME-MS41	ME-MS41	ME-MS41
	Analyte	Nb	Ni	P	Pb	Rb	Re	S	Sb	Sc	Se	Sn	Sr	Ta	Te	Th
	Units	ppm	ppm	ppm	ppm	ppm	ppm	%	ppm	ppm	ppm	ppm	ppm	ppm	ppm	ppm
	LOR	0.05	0.2	10	0.2	0.1	0.001	0.01	0.05	0.1	0.2	0.2	0.2	0.01	0.01	0.2
ZZ24676		1.13	18.4	850	108.0	15.5	<0.001	0.09	3.20	1.7	0.9	4.9	27.1	<0.01	0.05	0.9
ZZ24677		1.73	45.4	810	239	26.5	0.001	0.08	15.70	5.1	1.7	19.9	50.6	<0.01	0.09	5.3
ZZ24678		1.09	32.0	1220	179.5	13.9	<0.001	0.15	9.22	2.2	2.6	10.9	49.6	<0.01	0.05	1.6
ZZ24679		1.46	32.2	570	78.6	15.4	0.001	0.06	8.26	3.6	1.2	3.3	46.0	<0.01	0.07	3.4
ZZ24680		1.10	40.1	1120	70.4	13.5	<0.001	0.11	12.50	2.6	1.4	2.5	53.2	<0.01	0.08	2.4
ZZ24681		0.92	37.5	980	39.7	13.8	0.001	0.10	9.43	2.2	1.1	1.9	47.6	<0.01	0.06	1.8
ZZ24682		0.75	34.1	1260	71.5	15.7	<0.001	0.13	9.41	2.0	1.9	3.0	66.2	<0.01	0.04	1.4
ZZ24683		0.92	37.9	1110	70.7	18.2	<0.001	0.09	9.33	2.9	1.0	3.6	62.4	<0.01	0.07	2.3
ZZ24684		0.96	36.1	1000	76.2	17.3	0.001	0.09	9.85	2.7	0.8	3.2	58.7	<0.01	0.05	2.2
ZZ24685		1.10	33.7	570	93.9	13.8	0.001	0.05	11.10	3.2	1.2	4.0	62.8	<0.01	0.05	3.4
ZZ24686		1.14	28.1	1480	167.0	21.2	0.001	0.14	6.56	2.2	1.8	7.1	56.2	<0.01	0.04	1.5
ZZ24687		1.31	32.2	1310	231	21.4	<0.001	0.11	6.33	2.6	1.0	10.0	49.8	<0.01	0.03	1.8
ZZ24688		1.17	31.7	1140	129.5	17.6	<0.001	0.11	9.40	2.9	1.7	8.2	63.5	<0.01	0.02	2.8
ZZ24689		1.29	30.9	780	138.0	19.4	<0.001	0.05	7.79	3.1	0.8	7.1	53.6	<0.01	0.01	3.3
ZZ24690		1.52	35.9	840	104.5	21.0	<0.001	0.07	9.46	3.4	1.3	5.5	50.3	<0.01	0.04	3.2
ZZ24691		1.07	22.0	1090	68.1	19.8	<0.001	0.09	4.79	1.5	0.7	4.1	36.2	<0.01	0.02	0.7
ZZ24692		1.74	32.2	650	116.5	21.1	0.001	0.02	8.72	3.9	1.2	6.9	52.6	<0.01	0.04	4.9
ZZ24693		1.81	28.5	980	187.5	24.5	<0.001	0.07	4.89	3.4	1.1	7.5	43.2	<0.01	0.03	1.9
ZZ24694		1.20	33.3	740	144.5	22.1	<0.001	0.06	7.65	2.6	1.0	7.9	40.3	<0.01	0.07	1.7
ZZ24695		1.38	27.1	590	155.5	19.4	<0.001	0.06	7.87	3.7	1.6	10.2	38.9	<0.01	0.06	2.5
ZZ24696		1.14	20.5	710	138.5	17.2	0.001	0.04	5.83	2.8	0.8	9.2	35.7	<0.01	0.02	1.8
ZZ24697		0.99	24.2	1020	137.5	17.9	0.001	0.05	6.31	2.5	1.0	11.1	41.6	<0.01	0.07	1.6
ZZ24698		0.53	19.5	1110	130.0	20.5	0.001	0.07	4.59	1.2	0.9	5.1	30.0	<0.01	0.03	0.4
ZZ24699		0.78	32.0	840	57.8	13.4	0.001	0.03	4.09	2.6	1.3	2.2	33.1	<0.01	0.05	2.0
ZZ24700		0.96	28.6	830	63.9	13.3	0.001	0.01	3.70	2.7	1.2	2.5	28.5	<0.01	0.05	2.6
CC94446		1.73	30.1	1660	385	34.5	0.001	0.01	11.95	8.9	2.4	25.3	50.3	<0.01	0.07	11.6
CC94447		1.60	32.7	1240	167.5	34.3	0.001	0.03	10.55	6.6	1.4	13.7	54.3	<0.01	0.05	5.0
CC94448		1.47	17.3	520	88.4	17.3	<0.001	0.03	4.09	2.8	1.0	6.3	19.1	<0.01	0.03	1.9
CC94449		1.32	46.3	1720	352	38.9	0.001	0.08	18.70	4.9	2.3	39.0	90.7	<0.01	0.10	7.0
CC94450		1.10	34.6	1140	148.5	19.6	0.001	0.09	7.20	2.0	1.4	10.9	26.5	<0.01	0.04	1.4
CC94451		1.27	53.5	1010	71.5	21.9	0.001	0.05	11.05	4.5	1.7	5.1	45.4	<0.01	0.05	4.3
CC94452		1.42	38.0	1140	210	22.2	<0.001	0.04	9.92	4.3	1.1	15.7	77.5	<0.01	0.04	5.2
CC94453		0.99	31.9	1250	1450	14.8	0.001	0.04	7.28	3.1	1.7	48.5	46.5	<0.01	0.03	4.2
CC70941		1.22	34.8	1110	252	20.4	0.002	0.10	8.45	2.8	0.9	13.7	54.9	<0.01	0.03	1.9
CC70942		1.12	30.1	1170	132.5	16.9	0.001	0.10	7.05	2.4	1.3	6.5	51.7	<0.01	0.02	1.7
CC70943		1.02	32.3	1300	142.0	17.4	0.001	0.11	8.18	2.6	1.5	7.4	54.6	<0.01	0.02	2.1
CC70944		0.92	26.6	1130	76.4	15.2	<0.001	0.10	7.16	2.4	1.3	3.9	51.6	<0.01	0.04	1.9
CC70945		1.09	33.8	1080	538	17.7	0.001	0.04	8.37	3.7	1.8	17.4	77.6	<0.01	0.05	4.0
CC70946		0.79	35.7	1640	80.7	14.6	<0.001	0.17	6.25	2.3	3.3	4.1	85.2	<0.01	0.06	2.2
CC70947		0.95	34.5	1050	178.5	13.2	0.001	0.09	9.34	3.0	1.6	5.4	56.0	<0.01	0.04	2.5

***** See Appendix Page for comments regarding this certificate *****

ALS Canada Ltd.
2103 Dollarton Hwy
North Vancouver BC V7H 0A7
Phone: 604 984 0221 Fax: 604 984 0218 www.alsglobal.com

To: **SILVER RANGE RESOURCES LTD.**
C/O ARCHER, CATHRO & ASSOCIATES (1981) LIMITED
1016-510 W HASTINGS ST
VANCOUVER BC V6B 1L8

Finalized Date: 28-JUL-2012
Account: RANSIL

Project: Keg-Group 6

CERTIFICATE OF ANALYSIS WH12162400

Sample Description	Method	ME-MS41	ME-MS41	ME-MS41	ME-MS41	ME-MS41	ME-MS41	ME-MS41	ME-MS41
	Analyte	Ti	Tl	U	V	W	Y	Zn	Zr
	Units	%	ppm	ppm	ppm	ppm	ppm	ppm	ppm
	LOR	0.005	0.02	0.05	1	0.05	0.05	2	0.5
ZZ24676		0.036	0.23	1.05	47	2.19	4.16	226	<0.5
ZZ24677		0.058	0.34	2.63	89	7.45	9.33	501	2.0
ZZ24678		0.032	0.18	1.41	55	6.16	7.22	423	1.1
ZZ24679		0.042	0.21	1.54	73	1.47	7.38	185	1.8
ZZ24680		0.029	0.21	3.23	95	0.63	10.50	188	2.1
ZZ24681		0.031	0.19	3.30	107	0.43	9.32	179	1.8
ZZ24682		0.028	0.25	2.55	71	0.84	12.95	206	1.8
ZZ24683		0.037	0.25	2.26	86	0.67	10.25	249	1.7
ZZ24684		0.032	0.24	1.52	79	4.13	8.46	222	1.6
ZZ24685		0.046	0.19	1.35	70	3.97	6.43	206	1.7
ZZ24686		0.036	0.24	1.84	54	3.83	8.51	241	0.9
ZZ24687		0.043	0.24	1.73	56	9.93	6.86	300	1.1
ZZ24688		0.037	0.20	1.68	57	8.60	11.60	185	2.4
ZZ24689		0.048	0.22	1.47	61	4.12	6.66	205	1.8
ZZ24690		0.050	0.26	1.93	67	4.00	7.82	190	1.9
ZZ24691		0.039	0.37	1.22	57	1.92	6.24	104	0.5
ZZ24692		0.068	0.32	1.23	73	7.19	6.69	200	2.2
ZZ24693		0.070	0.34	1.49	66	2.03	6.74	245	0.7
ZZ24694		0.057	0.33	1.75	86	7.53	5.12	266	0.6
ZZ24695		0.058	0.32	1.64	77	6.46	6.44	236	1.0
ZZ24696		0.051	0.26	1.57	58	7.59	6.33	243	0.5
ZZ24697		0.043	0.26	2.12	57	4.74	9.92	294	<0.5
ZZ24698		0.028	0.29	2.84	56	1.27	6.71	252	<0.5
ZZ24699		0.030	0.26	1.67	68	0.90	7.52	202	0.9
ZZ24700		0.039	0.25	1.36	64	1.56	7.23	183	0.8
CC94446		0.063	0.47	8.72	84	3.95	23.8	735	2.4
CC94447		0.089	0.41	2.24	91	3.55	9.41	434	1.2
CC94448		0.049	0.34	1.42	67	1.32	4.68	131	<0.5
CC94449		0.065	0.38	4.07	104	10.70	14.35	445	5.7
CC94450		0.041	0.37	2.17	72	2.69	5.96	291	1.0
CC94451		0.039	0.35	3.54	102	2.15	12.50	214	2.9
CC94452		0.072	0.26	2.72	76	8.07	11.35	370	1.9
CC94453		0.056	0.30	1.94	72	49.4	7.88	960	1.3
CC70941		0.047	0.29	2.78	81	6.41	7.83	362	1.0
CC70942		0.039	0.32	2.21	79	3.37	6.57	229	1.0
CC70943		0.035	0.24	2.57	71	2.61	10.95	276	1.9
CC70944		0.034	0.26	1.59	66	1.72	6.63	190	1.4
CC70945		0.043	0.26	1.65	63	6.45	8.43	758	1.6
CC70946		0.036	0.27	3.10	60	1.81	8.04	265	1.3
CC70947		0.033	0.22	2.11	72	1.33	9.14	324	1.9

***** See Appendix Page for comments regarding this certificate *****

ALS Canada Ltd.
2103 Dollarton Hwy
North Vancouver BC V7H 0A7
Phone: 604 984 0221 Fax: 604 984 0218 www.alsglobal.com

To: **SILVER RANGE RESOURCES LTD.**
C/O ARCHER, CATHRO & ASSOCIATES (1981) LIMITED
1016-510 W HASTINGS ST
VANCOUVER BC V6B 1L8

Finalized Date: 28-JUL-2012
Account: RANSIL

Project: Keg-Group 6

CERTIFICATE OF ANALYSIS WH12162400

Sample Description	Method	WEI-21	Au-ICP21	ME-MS41	ME-MS41	ME-MS41	ME-MS41	ME-MS41	ME-MS41	ME-MS41	ME-MS41	ME-MS41	ME-MS41	ME-MS41	ME-MS41	ME-MS41
	Analyte	Recvd Wt.	Au	Ag	Al	As	Au	B	Ba	Be	Bi	Ca	Cd	Ce	Co	Cr
	Units	kg	ppm	ppm	%	ppm	ppm	ppm	ppm	ppm	ppm	%	ppm	ppm	ppm	ppm
	LOR	0.02	0.001	0.01	0.01	0.1	0.2	10	10	0.05	0.01	0.01	0.01	0.02	0.1	1
CC70948		0.22	0.002	1.24	2.37	139.5	<0.2	<10	300	1.15	1.10	0.60	2.73	21.9	7.3	30
CC70949		0.18	0.003	0.83	2.15	63.2	<0.2	<10	250	0.92	0.47	0.46	0.88	16.25	7.8	30
CC70950		0.11	0.004	0.82	1.80	134.0	<0.2	<10	250	0.90	0.48	1.13	1.14	20.5	6.2	24
CC49585		0.29	0.002	0.23	1.29	66.5	<0.2	<10	200	0.40	0.50	0.17	0.99	19.70	5.8	22
CC49586		0.31	0.005	1.04	1.64	60.0	<0.2	<10	390	0.71	0.91	0.37	2.06	26.5	4.5	25
CC49587		0.29	0.003	0.57	1.63	96.5	<0.2	<10	340	0.74	0.53	0.50	1.28	27.2	6.0	26
CC49588		0.40	0.005	0.37	2.01	80.4	<0.2	<10	340	0.68	0.34	0.40	0.67	20.8	9.2	27
CC49589		0.20	0.004	0.66	2.66	140.5	<0.2	<10	340	0.84	0.54	0.48	0.68	19.35	10.8	36
CC49590		0.31	0.004	1.09	3.22	181.5	<0.2	<10	410	1.09	0.70	0.71	1.22	22.8	12.0	42
CC49591		0.36	0.003	0.45	1.94	71.3	<0.2	<10	280	0.54	0.39	0.49	0.83	17.85	9.0	28
CC49592		0.34	0.003	0.44	1.90	70.2	<0.2	<10	280	0.72	0.43	0.54	1.48	23.2	8.9	25
CC48708		0.30	0.003	0.55	2.14	52.7	<0.2	<10	320	0.90	0.48	0.48	1.37	24.9	6.4	31
CC48709		0.29	0.006	0.67	1.70	115.0	<0.2	<10	330	0.66	0.69	0.44	1.44	27.0	7.6	25
CC48710		0.41	0.003	0.64	1.92	133.5	<0.2	<10	280	0.67	1.05	0.38	0.67	28.2	8.1	27
CC48711		0.25	0.002	0.31	1.39	91.4	<0.2	<10	220	0.38	0.67	0.14	1.05	21.5	3.5	24
CC48712		0.28	0.003	0.94	1.70	207	<0.2	<10	400	0.66	1.13	0.38	0.76	27.7	6.1	28
CC48713		0.26	0.004	0.82	1.56	142.5	<0.2	<10	270	0.57	0.93	0.40	1.74	17.95	2.9	23
CC48714		0.24	0.002	0.33	1.27	110.5	<0.2	<10	280	0.43	0.77	0.24	1.21	21.5	3.6	22
CC48715		0.34	0.004	1.35	1.80	174.5	<0.2	<10	320	0.77	1.22	0.48	3.44	28.9	7.7	27
CC48716		0.36	0.003	0.98	1.53	137.0	<0.2	<10	300	0.56	0.82	0.29	1.35	24.6	5.7	23
CC48717		0.34	0.004	1.18	1.84	240	<0.2	<10	280	0.77	1.21	0.25	3.06	24.6	5.7	26
CC48718		0.21	0.004	1.74	1.88	269	<0.2	<10	340	0.96	0.77	0.62	7.68	35.2	4.5	16
CC48719		0.27	0.002	0.21	1.58	46.3	<0.2	<10	190	0.43	0.52	0.14	0.74	24.5	6.3	24
CC48720		0.33	0.003	0.44	1.44	83.0	<0.2	<10	290	0.59	0.40	0.28	0.92	31.2	7.2	20
ZZ24635		0.24	0.002	0.91	1.67	204	<0.2	<10	240	0.53	1.28	0.26	1.58	22.2	5.4	28
ZZ24636		0.26	0.003	0.54	1.71	187.5	<0.2	<10	340	0.56	1.39	0.25	0.60	24.1	6.0	28
ZZ24637		0.31	0.010	1.08	1.47	209	<0.2	<10	300	0.59	1.23	0.37	1.78	27.7	5.6	21
ZZ24638		0.41	0.006	0.56	2.31	160.0	<0.2	<10	390	0.74	0.94	0.57	0.85	23.6	6.7	30
ZZ24639		0.29	0.003	1.58	2.58	372	<0.2	<10	340	0.91	2.38	0.57	3.39	24.5	7.4	28
ZZ24640		0.32	0.002	1.02	2.42	255	<0.2	<10	310	0.71	1.39	0.56	1.10	17.80	8.1	30
ZZ24641		0.33	0.002	1.10	2.67	284	<0.2	<10	330	0.81	1.84	0.77	1.80	18.95	8.0	35
ZZ24642		0.36	0.012	1.09	2.29	180.0	<0.2	<10	310	0.61	1.00	0.42	0.90	15.65	6.5	31
ZZ24643		0.37	0.004	0.70	2.06	131.5	<0.2	<10	290	0.64	0.59	0.38	0.86	20.2	7.9	29
ZZ24644		0.21	0.003	0.55	2.11	89.4	<0.2	<10	250	0.56	0.39	0.41	0.30	15.70	6.7	32
ZZ24645		0.25	0.003	0.69	1.90	73.0	<0.2	<10	290	0.73	0.29	0.70	1.07	17.30	8.1	26
ZZ24646		0.19	0.002	0.58	1.90	113.5	<0.2	<10	230	0.60	0.47	0.54	1.67	16.75	7.1	25
ZZ24647		0.23	0.002	0.75	2.22	103.5	<0.2	<10	260	0.66	0.45	0.55	0.37	21.7	7.7	32
ZZ24648		0.29	0.001	0.45	1.47	53.9	<0.2	<10	180	0.49	0.23	0.32	0.33	15.65	6.5	19
ZZ24649		0.27	0.003	0.45	1.91	49.2	<0.2	<10	270	0.69	0.33	0.42	0.51	20.5	6.4	29
ZZ24650		0.29	0.003	0.61	2.29	52.7	<0.2	<10	310	0.99	0.42	0.41	0.57	19.30	5.8	31

***** See Appendix Page for comments regarding this certificate *****

ALS Canada Ltd.
2103 Dollarton Hwy
North Vancouver BC V7H 0A7
Phone: 604 984 0221 Fax: 604 984 0218 www.alsglobal.com

To: **SILVER RANGE RESOURCES LTD.**
C/O ARCHER, CATHRO & ASSOCIATES (1981) LIMITED
1016-510 W HASTINGS ST
VANCOUVER BC V6B 1L8

Finalized Date: 28-JUL-2012
Account: RANSIL

Project: Keg-Group 6

CERTIFICATE OF ANALYSIS WH12162400

Sample Description	Method	ME-MS41	ME-MS41	ME-MS41	ME-MS41	ME-MS41	ME-MS41	ME-MS41	ME-MS41	ME-MS41	ME-MS41	ME-MS41	ME-MS41	ME-MS41	ME-MS41	ME-MS41
	Analyte	Cs	Cu	Fe	Ga	Ge	Hf	Hg	In	K	La	Li	Mg	Mn	Mo	Na
	Units	ppm	ppm	%	ppm	ppm	ppm	ppm	ppm	%	ppm	ppm	%	ppm	ppm	%
	LOR	0.05	0.2	0.01	0.05	0.05	0.02	0.01	0.005	0.01	0.2	0.1	0.01	5	0.05	0.01
CC70948		5.67	61.2	2.05	6.51	0.05	0.07	0.07	0.066	0.07	11.0	27.8	0.87	282	1.96	0.02
CC70949		4.42	37.9	1.90	5.73	0.05	0.03	0.07	0.034	0.07	8.8	24.0	0.97	316	4.20	0.01
CC70950		3.65	65.2	1.81	5.37	0.09	0.08	0.06	0.040	0.08	10.9	21.6	0.81	384	3.28	0.01
CC49585		2.23	17.8	1.87	5.58	0.05	<0.02	0.04	0.029	0.06	9.8	17.2	0.41	182	2.01	0.01
CC49586		3.14	57.1	1.49	5.60	0.06	0.02	0.12	0.052	0.10	13.9	17.8	0.53	156	1.80	0.01
CC49587		3.80	48.2	2.15	5.12	0.10	0.10	0.06	0.043	0.12	14.2	21.1	0.84	184	4.67	0.01
CC49588		6.16	33.3	2.16	5.34	0.08	0.06	0.02	0.037	0.11	10.3	24.8	1.23	316	3.87	0.01
CC49589		8.16	46.7	2.56	8.14	0.07	0.04	0.06	0.044	0.10	9.8	29.4	1.43	394	5.28	0.01
CC49590		8.62	75.2	3.06	8.64	0.09	0.11	0.07	0.057	0.13	11.8	35.1	1.85	516	6.47	0.02
CC49591		13.00	34.5	2.12	5.62	0.08	0.04	0.04	0.030	0.14	9.5	34.7	1.03	301	2.98	0.02
CC49592		9.10	41.6	1.97	5.29	0.07	0.04	0.05	0.035	0.08	11.8	28.9	0.88	339	2.31	0.02
CC48708		4.84	43.5	1.62	6.35	0.08	0.08	0.04	0.038	0.09	12.4	28.5	1.09	121	2.92	0.01
CC48709		3.86	41.5	2.17	4.52	0.09	0.08	0.05	0.047	0.09	13.7	20.0	0.73	243	2.86	0.01
CC48710		5.15	40.2	1.99	5.66	0.07	0.05	0.04	0.062	0.07	13.8	25.5	0.73	332	1.84	0.01
CC48711		2.37	15.6	1.87	5.80	0.06	<0.02	0.05	0.028	0.06	10.9	16.9	0.52	172	1.88	0.01
CC48712		3.48	42.1	1.93	4.94	0.07	0.03	0.06	0.061	0.07	12.0	27.4	0.83	277	2.30	0.01
CC48713		2.66	39.1	1.71	4.71	0.06	<0.02	0.06	0.043	0.06	12.0	18.5	0.49	111	2.05	0.01
CC48714		3.82	29.9	1.79	5.50	0.07	<0.02	0.08	0.031	0.09	11.2	17.3	0.50	154	2.81	0.01
CC48715		4.94	53.4	1.87	5.42	0.07	<0.02	0.15	0.052	0.09	14.5	24.9	0.72	561	1.94	0.01
CC48716		3.23	38.0	2.07	5.10	0.06	<0.02	0.07	0.037	0.08	13.1	20.5	0.48	280	2.27	0.01
CC48717		3.17	43.2	2.44	5.04	0.07	0.02	0.06	0.057	0.09	12.8	23.6	0.52	239	2.82	0.01
CC48718		2.88	89.9	1.73	3.77	0.09	0.04	0.20	0.047	0.05	22.3	11.7	0.33	141	1.50	0.03
CC48719		1.84	13.8	2.21	4.80	0.06	<0.02	0.04	0.029	0.06	12.6	12.6	0.38	265	1.70	0.01
CC48720		2.80	30.1	2.00	4.00	0.07	0.04	0.05	0.037	0.07	15.8	15.6	0.42	292	2.09	0.01
ZZ24635		5.58	35.8	2.08	6.25	0.07	<0.02	0.03	0.052	0.09	12.4	28.6	0.72	494	2.09	0.01
ZZ24636		4.27	28.6	2.20	5.21	0.06	0.02	0.05	0.052	0.09	12.1	27.2	0.75	334	2.02	0.01
ZZ24637		4.03	57.5	1.98	4.60	0.07	0.02	0.10	0.055	0.09	14.0	18.4	0.49	223	2.08	0.02
ZZ24638		6.01	37.4	2.23	6.76	0.08	0.04	0.04	0.050	0.09	12.1	33.0	0.88	279	2.09	0.02
ZZ24639		7.66	57.2	2.43	6.65	0.10	0.10	0.03	0.160	0.12	12.4	29.9	0.95	277	2.50	0.03
ZZ24640		6.38	38.2	2.24	6.74	0.07	0.06	0.06	0.093	0.09	10.0	31.2	0.96	319	2.06	0.02
ZZ24641		7.54	48.8	2.46	8.63	0.07	0.04	0.05	0.085	0.10	10.5	37.1	1.06	369	2.13	0.03
ZZ24642		6.42	34.6	2.07	6.93	0.06	0.04	0.05	0.059	0.08	8.5	27.9	0.91	245	2.21	0.01
ZZ24643		5.63	36.1	2.22	5.73	0.07	0.06	0.04	0.043	0.09	11.0	25.1	0.87	253	3.49	0.01
ZZ24644		4.58	25.4	2.07	5.81	0.05	0.05	0.04	0.030	0.08	8.3	21.7	1.08	354	4.67	0.01
ZZ24645		3.95	37.3	1.78	4.79	0.06	0.07	0.05	0.030	0.06	8.9	18.1	0.89	591	3.98	0.02
ZZ24646		6.79	26.8	1.86	5.34	0.06	0.05	0.05	0.039	0.08	8.9	21.2	0.87	304	2.71	0.02
ZZ24647		9.44	33.5	2.19	6.40	0.07	0.05	0.07	0.038	0.08	11.7	27.1	1.18	305	3.95	0.01
ZZ24648		5.86	28.5	1.52	4.33	0.05	0.03	0.04	0.021	0.06	8.0	16.6	0.61	304	2.66	0.02
ZZ24649		4.53	25.6	1.89	5.98	0.07	0.07	0.05	0.032	0.09	10.7	28.7	1.02	127	2.25	0.01
ZZ24650		5.75	36.5	1.78	6.70	0.07	0.08	0.05	0.039	0.09	10.1	33.6	1.17	109	2.19	0.01

***** See Appendix Page for comments regarding this certificate *****

ALS Canada Ltd.
2103 Dollarton Hwy
North Vancouver BC V7H 0A7
Phone: 604 984 0221 Fax: 604 984 0218 www.alsglobal.com

To: **SILVER RANGE RESOURCES LTD.**
C/O ARCHER, CATHRO & ASSOCIATES (1981) LIMITED
1016-510 W HASTINGS ST
VANCOUVER BC V6B 1L8

Finalized Date: 28-JUL-2012
Account: RANSIL

Project: Keg-Group 6

CERTIFICATE OF ANALYSIS WH12162400

Sample Description	Method	ME-MS41	ME-MS41	ME-MS41	ME-MS41	ME-MS41	ME-MS41	ME-MS41	ME-MS41	ME-MS41	ME-MS41	ME-MS41	ME-MS41	ME-MS41	ME-MS41	ME-MS41
	Analyte	Nb	Ni	P	Pb	Rb	Re	S	Sb	Sc	Se	Sn	Sr	Ta	Te	Th
	Units	ppm	ppm	ppm	ppm	ppm	ppm	%	ppm	ppm	ppm	ppm	ppm	ppm	ppm	ppm
	LOR	0.05	0.2	10	0.2	0.1	0.001	0.01	0.05	0.1	0.2	0.2	0.2	0.01	0.01	0.2
CC70948		0.89	29.3	1030	138.5	13.9	0.001	0.10	7.80	2.6	1.9	4.2	52.7	<0.01	0.02	2.6
CC70949		0.71	37.0	1140	38.7	12.0	<0.001	0.09	8.15	1.8	1.2	2.2	45.9	<0.01	0.02	1.3
CC70950		0.69	31.1	1030	46.7	14.1	0.001	0.14	8.15	2.4	2.0	2.0	63.2	<0.01	0.04	1.4
CC49585		1.12	19.9	660	25.7	12.6	<0.001	0.03	1.79	2.2	1.1	1.4	16.4	<0.01	0.05	0.7
CC49586		1.12	30.4	880	47.2	18.6	0.001	0.04	3.70	3.5	1.8	3.2	30.4	<0.01	0.04	1.5
CC49587		1.05	38.3	1100	41.1	16.3	0.001	0.02	8.70	4.3	1.3	2.4	51.3	<0.01	0.06	5.5
CC49588		1.27	34.2	950	35.5	11.9	0.001	0.03	8.78	3.2	1.3	1.8	45.0	<0.01	0.04	4.2
CC49589		1.15	50.9	850	43.2	20.9	0.001	0.05	8.92	3.4	1.4	2.1	43.7	<0.01	0.06	2.4
CC49590		1.22	66.9	900	58.4	24.2	0.001	0.07	14.20	4.2	1.8	3.0	57.4	<0.01	0.07	3.9
CC49591		1.23	32.4	970	33.8	16.9	0.001	0.05	4.73	2.8	1.3	1.9	46.3	<0.01	0.05	1.9
CC49592		1.06	33.3	1070	50.9	14.3	0.001	0.05	4.73	2.7	1.5	1.8	50.5	<0.01	0.05	2.0
CC48708		1.44	44.6	980	48.8	15.1	0.001	0.02	10.20	4.4	1.4	2.6	57.8	<0.01	0.05	5.9
CC48709		1.17	29.3	1040	49.8	13.7	<0.001	0.02	7.36	3.7	1.2	3.0	44.6	<0.01	0.04	4.6
CC48710		1.42	31.2	870	60.8	14.1	0.001	0.02	5.92	3.4	1.0	4.0	37.3	<0.01	0.04	3.8
CC48711		1.00	15.6	760	36.2	11.5	<0.001	0.02	2.00	1.5	0.9	4.7	15.5	<0.01	0.05	0.3
CC48712		1.10	28.9	800	64.3	13.9	0.001	0.04	5.07	2.5	1.5	4.5	32.4	<0.01	0.05	1.1
CC48713		0.68	15.2	830	46.2	12.3	<0.001	0.05	2.95	0.7	1.4	3.1	24.1	<0.01	0.05	<0.2
CC48714		0.57	18.2	750	36.1	17.2	<0.001	0.05	3.03	0.8	1.2	2.4	21.6	<0.01	0.06	<0.2
CC48715		0.75	20.9	1170	58.9	23.1	<0.001	0.07	2.69	1.1	1.3	2.8	31.8	<0.01	0.04	0.3
CC48716		0.72	22.5	800	50.5	18.5	<0.001	0.04	2.67	1.3	1.0	1.9	22.6	<0.01	0.04	0.4
CC48717		1.15	26.0	1280	72.0	17.9	0.001	0.04	4.10	2.0	1.8	2.8	27.2	<0.01	0.06	1.0
CC48718		0.84	19.9	1150	61.2	11.4	0.002	0.13	3.54	2.1	3.4	2.0	31.4	<0.01	0.04	0.6
CC48719		0.59	15.0	1060	27.7	14.5	<0.001	0.03	1.27	0.9	1.0	1.2	14.1	<0.01	0.04	0.2
CC48720		1.06	25.5	1160	39.9	12.5	0.001	0.02	2.59	2.8	1.2	2.0	30.2	<0.01	0.04	2.4
ZZ24635		0.98	18.0	710	57.6	21.0	<0.001	0.05	3.02	1.5	0.9	4.0	22.7	<0.01	0.04	0.3
ZZ24636		1.21	19.0	880	62.0	16.0	0.001	0.03	3.13	2.4	1.1	3.3	21.2	<0.01	0.04	1.1
ZZ24637		1.09	23.8	840	80.5	18.3	0.001	0.04	4.07	2.3	1.2	3.5	32.9	<0.01	0.04	1.1
ZZ24638		1.59	34.0	860	72.1	15.4	<0.001	0.04	7.21	3.3	0.9	4.8	45.2	<0.01	0.05	2.9
ZZ24639		1.59	33.1	790	174.5	18.1	0.001	0.03	10.20	3.9	1.0	11.5	84.8	<0.01	0.05	5.5
ZZ24640		1.41	29.6	690	118.5	16.8	<0.001	0.05	8.18	3.0	1.0	7.4	52.8	<0.01	0.05	3.2
ZZ24641		1.59	32.3	850	124.0	18.5	<0.001	0.08	8.66	2.8	1.1	8.2	59.6	<0.01	0.06	2.3
ZZ24642		1.16	29.1	690	74.4	17.0	<0.001	0.05	7.54	2.4	1.1	7.6	45.5	<0.01	0.04	1.9
ZZ24643		1.34	36.9	680	48.0	15.3	0.001	0.04	9.88	3.0	1.1	3.2	38.2	<0.01	0.05	3.4
ZZ24644		1.03	32.2	750	31.5	13.7	0.001	0.06	8.26	2.5	1.1	1.5	36.2	<0.01	0.05	2.3
ZZ24645		0.87	31.7	1000	29.5	12.2	0.001	0.08	8.43	2.2	1.4	1.4	51.3	<0.01	0.05	1.7
ZZ24646		1.08	32.2	860	111.0	14.3	<0.001	0.05	5.91	2.3	0.9	2.0	47.1	<0.01	0.04	1.9
ZZ24647		1.11	33.0	1070	55.5	15.2	0.001	0.08	7.66	2.5	1.8	2.2	47.2	<0.01	0.06	1.8
ZZ24648		0.76	24.6	890	26.1	9.0	<0.001	0.05	4.81	1.6	1.0	1.1	33.8	<0.01	0.04	0.8
ZZ24649		1.55	34.8	810	27.2	18.6	0.001	0.02	5.89	3.6	1.1	1.6	46.3	<0.01	0.04	3.7
ZZ24650		1.38	39.6	930	34.9	17.9	0.001	0.03	6.27	3.8	1.3	1.9	48.5	<0.01	0.04	3.6

***** See Appendix Page for comments regarding this certificate *****

ALS Canada Ltd.
2103 Dollarton Hwy
North Vancouver BC V7H 0A7
Phone: 604 984 0221 Fax: 604 984 0218 www.alsglobal.com

To: **SILVER RANGE RESOURCES LTD.**
C/O ARCHER, CATHRO & ASSOCIATES (1981) LIMITED
1016-510 W HASTINGS ST
VANCOUVER BC V6B 1L8

Finalized Date: 28-JUL-2012
Account: RANSIL

Project: Keg-Group 6

CERTIFICATE OF ANALYSIS WH12162400

Sample Description	Method	ME-MS41	ME-MS41	ME-MS41	ME-MS41	ME-MS41	ME-MS41	ME-MS41	ME-MS41
	Analyte	Ti	Tl	U	V	W	Y	Zn	Zr
	Units	%	ppm	ppm	ppm	ppm	ppm	ppm	ppm
	LOR	0.005	0.02	0.05	1	0.05	0.05	2	0.5
CC70948		0.031	0.19	2.20	65	2.95	8.87	266	2.0
CC70949		0.029	0.24	2.98	106	0.42	7.61	221	1.2
CC70950		0.025	0.23	2.47	73	1.01	13.95	152	2.5
CC49585		0.037	0.21	0.85	58	0.42	4.09	87	<0.5
CC49586		0.034	0.29	1.78	63	0.71	12.05	140	<0.5
CC49587		0.048	0.27	2.07	78	0.85	13.75	170	5.0
CC49588		0.052	0.26	1.82	73	1.97	8.54	138	2.2
CC49589		0.038	0.31	2.80	100	0.72	7.01	213	1.5
CC49590		0.042	0.31	3.63	121	0.68	11.05	290	3.6
CC49591		0.045	0.20	2.22	71	0.62	6.20	191	1.4
CC49592		0.037	0.21	3.32	60	0.64	10.40	184	1.7
CC48708		0.052	0.27	2.83	105	1.72	13.60	173	3.9
CC48709		0.048	0.24	1.92	64	1.01	10.65	149	3.4
CC48710		0.043	0.26	1.71	58	2.57	8.03	145	1.8
CC48711		0.040	0.21	0.91	67	0.69	4.05	87	<0.5
CC48712		0.038	0.25	1.64	74	2.02	9.47	123	0.7
CC48713		0.024	0.27	1.92	58	2.12	8.69	85	<0.5
CC48714		0.025	0.22	1.15	69	0.83	5.05	113	<0.5
CC48715		0.028	0.29	2.31	60	0.95	8.97	150	<0.5
CC48716		0.026	0.30	1.73	58	1.00	7.08	140	<0.5
CC48717		0.033	0.23	2.71	69	0.88	7.47	165	0.6
CC48718		0.027	0.26	3.33	43	0.65	21.8	144	0.9
CC48719		0.026	0.19	1.03	52	0.88	5.02	83	<0.5
CC48720		0.032	0.26	1.50	52	0.73	8.01	109	0.9
ZZ24635		0.042	0.28	1.56	65	0.92	5.60	137	<0.5
ZZ24636		0.050	0.25	1.68	67	1.75	6.61	125	<0.5
ZZ24637		0.042	0.24	2.10	51	10.65	10.40	126	<0.5
ZZ24638		0.052	0.25	1.16	64	4.35	6.83	173	1.3
ZZ24639		0.050	0.20	1.26	62	9.16	8.80	281	3.9
ZZ24640		0.043	0.23	1.16	61	7.81	4.84	216	2.3
ZZ24641		0.049	0.28	1.11	64	2.55	5.59	251	1.5
ZZ24642		0.037	0.27	1.28	72	1.25	4.12	188	1.3
ZZ24643		0.042	0.28	1.89	91	1.70	6.39	172	2.0
ZZ24644		0.033	0.28	1.99	100	1.46	4.84	136	1.5
ZZ24645		0.029	0.21	2.41	80	1.04	8.57	134	2.4
ZZ24646		0.039	0.16	1.80	71	1.36	6.60	238	1.6
ZZ24647		0.034	0.23	2.97	95	0.53	6.98	193	1.6
ZZ24648		0.035	0.18	1.60	58	2.72	5.27	104	0.8
ZZ24649		0.048	0.22	2.02	75	0.62	9.14	142	2.7
ZZ24650		0.040	0.24	2.35	86	1.63	9.27	159	2.8

***** See Appendix Page for comments regarding this certificate *****

ALS Canada Ltd.
2103 Dollarton Hwy
North Vancouver BC V7H 0A7
Phone: 604 984 0221 Fax: 604 984 0218 www.alsglobal.com

To: **SILVER RANGE RESOURCES LTD.**
C/O ARCHER, CATHRO & ASSOCIATES (1981) LIMITED
1016-510 W HASTINGS ST
VANCOUVER BC V6B 1L8

Finalized Date: 28-JUL-2012
Account: RANSIL

Project: Keg-Group 6

CERTIFICATE OF ANALYSIS WH12162400

Sample Description	Method	WEI-21	Au-ICP21	ME-MS41	ME-MS41	ME-MS41	ME-MS41	ME-MS41	ME-MS41	ME-MS41	ME-MS41	ME-MS41	ME-MS41	ME-MS41	ME-MS41	ME-MS41
	Analyte	Recvd Wt.	Au	Ag	Al	As	Au	B	Ba	Be	Bi	Ca	Cd	Ce	Co	Cr
	Units	kg	ppm	ppm	%	ppm	ppm	ppm	ppm	ppm	ppm	%	ppm	ppm	ppm	ppm
	LOR	0.02	0.001	0.01	0.01	0.1	0.2	10	10	0.05	0.01	0.01	0.01	0.02	0.1	1
ZZ24651		0.17	0.002	0.67	1.89	55.8	<0.2	<10	230	0.99	0.40	0.66	0.80	16.35	7.6	27
ZZ24652		0.25	0.003	1.11	2.29	232	<0.2	<10	280	1.24	0.81	0.91	1.60	21.8	9.3	29
ZZ24653		0.25	0.003	1.36	2.31	540	<0.2	<10	300	1.18	1.15	0.75	2.81	19.30	9.6	31
ZZ24654		0.25	0.003	0.63	2.21	500	<0.2	<10	190	1.21	1.48	0.27	10.10	16.80	8.3	30
ZZ24655		0.25	0.014	3.22	2.83	2520	<0.2	<10	200	1.35	49.3	0.23	4.36	28.4	12.2	35
ZZ24656		0.28	0.002	0.89	2.43	210	<0.2	<10	300	1.17	1.58	0.31	0.57	20.0	9.6	34
ZZ24657		0.26	0.010	1.00	1.93	167.0	<0.2	<10	310	0.91	1.07	0.41	0.80	20.4	6.9	30
ZZ24658		0.31	0.006	5.78	1.65	6810	<0.2	<10	340	1.92	13.20	0.57	50.3	33.0	12.5	25
ZZ24659		0.28	0.002	0.20	1.68	111.5	<0.2	<10	150	0.84	0.56	0.13	0.59	23.9	6.7	26
ZZ24660		0.29	0.003	1.10	2.57	312	<0.2	<10	420	1.35	1.43	0.22	1.03	27.9	11.5	34

***** See Appendix Page for comments regarding this certificate *****

ALS Canada Ltd.
2103 Dollarton Hwy
North Vancouver BC V7H 0A7
Phone: 604 984 0221 Fax: 604 984 0218 www.alsglobal.com

To: **SILVER RANGE RESOURCES LTD.**
C/O ARCHER, CATHRO & ASSOCIATES (1981) LIMITED
1016-510 W HASTINGS ST
VANCOUVER BC V6B 1L8

Finalized Date: 28-JUL-2012
Account: RANSIL

Project: Keg-Group 6

CERTIFICATE OF ANALYSIS WH12162400

Sample Description	Method	ME-MS41	ME-MS41	ME-MS41	ME-MS41	ME-MS41	ME-MS41	ME-MS41	ME-MS41	ME-MS41	ME-MS41	ME-MS41	ME-MS41	ME-MS41	ME-MS41	ME-MS41
	Analyte	Cs	Cu	Fe	Ga	Ge	Hf	Hg	In	K	La	Li	Mg	Mn	Mo	Na
	Units	ppm	ppm	%	ppm	ppm	ppm	ppm	ppm	%	ppm	ppm	%	ppm	ppm	%
	LOR	0.05	0.2	0.01	0.05	0.05	0.02	0.01	0.005	0.01	0.2	0.1	0.01	5	0.05	0.01
ZZ24651		3.96	35.7	1.83	5.92	0.06	0.05	0.07	0.034	0.07	8.8	27.3	0.92	208	2.85	0.01
ZZ24652		5.84	82.0	2.24	6.91	0.08	0.08	0.06	0.058	0.08	11.8	34.8	0.93	290	2.38	0.01
ZZ24653		8.73	96.6	2.88	7.06	0.09	0.07	0.05	0.080	0.11	10.7	41.5	1.09	326	2.82	0.02
ZZ24654		6.48	124.5	2.46	7.80	0.07	0.02	0.08	0.122	0.08	9.3	34.1	0.71	241	1.83	<0.01
ZZ24655		9.20	856	5.34	8.22	0.12	0.06	0.11	3.68	0.13	15.3	36.6	0.95	536	2.64	0.01
ZZ24656		6.75	40.0	2.44	8.25	0.08	0.04	0.07	0.099	0.08	10.8	46.2	0.97	325	2.00	0.01
ZZ24657		5.33	45.3	2.16	6.54	0.08	0.04	0.07	0.065	0.08	10.9	35.9	0.80	165	2.34	0.01
ZZ24658		8.39	569	3.66	5.42	0.14	0.05	0.09	2.29	0.12	17.8	29.2	0.60	468	1.51	0.02
ZZ24659		2.28	27.5	2.40	5.65	0.07	0.02	0.17	0.045	0.06	12.6	21.3	0.40	221	1.53	<0.01
ZZ24660		6.55	65.8	2.84	7.34	0.09	0.07	0.05	0.096	0.11	13.0	42.7	0.89	314	4.38	0.01

***** See Appendix Page for comments regarding this certificate *****

ALS Canada Ltd.
2103 Dollarton Hwy
North Vancouver BC V7H 0A7
Phone: 604 984 0221 Fax: 604 984 0218 www.alsglobal.com

To: **SILVER RANGE RESOURCES LTD.**
C/O ARCHER, CATHRO & ASSOCIATES (1981) LIMITED
1016-510 W HASTINGS ST
VANCOUVER BC V6B 1L8

Finalized Date: 28-JUL-2012
Account: RANSIL

Project: Keg-Group 6

CERTIFICATE OF ANALYSIS WH12162400

Sample Description	Method	ME-MS41	ME-MS41	ME-MS41	ME-MS41	ME-MS41	ME-MS41	ME-MS41	ME-MS41	ME-MS41	ME-MS41	ME-MS41	ME-MS41	ME-MS41	ME-MS41	ME-MS41
	Analyte	Nb	Ni	P	Pb	Rb	Re	S	Sb	Sc	Se	Sn	Sr	Ta	Te	Th
	Units	ppm	ppm	ppm	ppm	ppm	ppm	%	ppm	ppm	ppm	ppm	ppm	ppm	ppm	ppm
	LOR	0.05	0.2	10	0.2	0.1	0.001	0.01	0.05	0.1	0.2	0.2	0.2	0.01	0.01	0.2
ZZ24651		0.95	35.3	960	37.3	16.6	0.001	0.09	6.88	2.2	1.8	1.6	50.2	<0.01	0.04	1.2
ZZ24652		1.16	34.4	950	83.8	17.0	0.001	0.09	7.66	3.1	2.2	3.7	65.7	<0.01	0.04	2.4
ZZ24653		1.28	34.1	640	106.0	17.4	0.001	0.06	10.40	4.2	1.9	4.4	82.0	<0.01	0.05	3.4
ZZ24654		1.32	30.4	890	141.0	15.1	<0.001	0.08	5.61	1.9	1.4	3.5	29.5	<0.01	0.04	0.6
ZZ24655		1.53	34.2	1240	745	26.6	0.001	0.10	6.33	4.5	3.6	29.9	30.8	0.01	0.10	3.1
ZZ24656		1.87	31.6	900	98.8	19.2	0.001	0.05	5.28	3.7	1.1	8.1	37.6	<0.01	0.04	2.3
ZZ24657		1.46	29.0	940	59.1	18.8	0.001	0.07	6.15	3.3	1.3	4.7	36.3	<0.01	0.03	1.9
ZZ24658		1.40	29.2	1080	823	19.0	0.001	0.04	4.21	3.9	1.8	76.1	70.1	0.01	0.03	5.3
ZZ24659		1.36	17.6	790	44.0	14.3	0.001	0.04	1.73	2.1	1.2	1.6	14.4	<0.01	0.03	0.8
ZZ24660		1.67	49.4	960	103.5	20.1	0.001	0.05	6.46	4.5	1.5	6.5	34.8	0.01	0.05	2.6

***** See Appendix Page for comments regarding this certificate *****

ALS Canada Ltd.
2103 Dollarton Hwy
North Vancouver BC V7H 0A7
Phone: 604 984 0221 Fax: 604 984 0218 www.alsglobal.com

To: **SILVER RANGE RESOURCES LTD.**
C/O ARCHER, CATHRO & ASSOCIATES (1981) LIMITED
1016-510 W HASTINGS ST
VANCOUVER BC V6B 1L8

Finalized Date: 28-JUL-2012
Account: RANSIL

Project: Keg-Group 6

CERTIFICATE OF ANALYSIS WH12162400

Sample Description	Method	ME-MS41	ME-MS41	ME-MS41	ME-MS41	ME-MS41	ME-MS41	ME-MS41	ME-MS41
	Analyte	Ti	Tl	U	V	W	Y	Zn	Zr
	Units	%	ppm	ppm	ppm	ppm	ppm	ppm	ppm
	LOR	0.005	0.02	0.05	1	0.05	0.05	2	0.5
ZZ24651		0.027	0.20	3.34	87	0.62	8.45	149	1.6
ZZ24652		0.030	0.19	2.55	68	1.17	12.50	195	2.8
ZZ24653		0.037	0.18	1.69	69	2.76	9.15	280	2.8
ZZ24654		0.039	0.24	1.34	55	2.44	5.24	538	0.7
ZZ24655		0.047	0.37	1.98	64	30.0	10.65	1120	1.8
ZZ24656		0.051	0.35	1.28	63	11.35	5.95	216	1.4
ZZ24657		0.037	0.26	1.72	66	6.61	7.74	165	1.4
ZZ24658		0.057	0.31	1.61	43	56.8	9.85	1230	1.9
ZZ24659		0.040	0.22	1.26	53	2.64	5.63	86	0.5
ZZ24660		0.050	0.40	2.10	96	8.57	9.75	201	2.2

***** See Appendix Page for comments regarding this certificate *****

ALS Canada Ltd.
2103 Dollarton Hwy
North Vancouver BC V7H 0A7
Phone: 604 984 0221 Fax: 604 984 0218 www.alsglobal.com

To: **SILVER RANGE RESOURCES LTD.**
C/O ARCHER, CATHRO & ASSOCIATES (1981) LIMITED
1016-510 W HASTINGS ST
VANCOUVER BC V6B 1L8

Finalized Date: 28-JUL-2012
Account: RANSIL

Project: Keg-Group 6

CERTIFICATE OF ANALYSIS WH12162400

Method	CERTIFICATE COMMENTS
ME-MS41	Gold determinations by this method are semi-quantitative due to the small sample weight used (0.5g).

ALS Canada Ltd.
2103 Dollarton Hwy
North Vancouver BC V7H 0A7
Phone: 604 984 0221 Fax: 604 984 0218 www.alsglobal.com

To: **SILVER RANGE RESOURCES LTD.**
C/O ARCHER, CATHRO & ASSOCIATES (1981) LIMITED
1016-510 W HASTINGS ST
VANCOUVER BC V6B 1L8

Finalized Date: 1-AUG-2012
Account: RANSIL

CERTIFICATE WH12162403

Project: KEG (Group 5)

P.O. No.:

This report is for 27 Rock samples submitted to our lab in Whitehorse, YT, Canada on 12-JUL-2012.

The following have access to data associated with this certificate:

MATT DUMALA	JOAN MARIACHER	

SAMPLE PREPARATION

ALS CODE	DESCRIPTION
WEI-21	Received Sample Weight
LOG-22	Sample login - Rcd w/o BarCode
CRU-31	Fine crushing - 70%<2mm
CRU-QC	Crushing QC Test
SPL-21	Split sample - riffle splitter
PUL-QC	Pulverizing QC Test
PUL-31	Pulverize split to 85%<75 um

ANALYTICAL PROCEDURES

ALS CODE	DESCRIPTION	INSTRUMENT
Au-AA24	Au 50g FA AA finish	AAS
ME-OG62	Ore Grade Elements - Four Acid	ICP-AES
ME-MS61	48 element four acid ICP-MS	
Ag-OG62	Ore Grade Ag - Four Acid	VARIABLE
Pb-OG62	Ore Grade Pb - Four Acid	VARIABLE
Zn-OG62	Ore Grade Zn - Four Acid	VARIABLE
Sn-XRF05	Sn-Trace Level XRF Analysis	XRF

To: **SILVER RANGE RESOURCES LTD.**
ATTN: JOAN MARIACHER
C/O ARCHER, CATHRO & ASSOCIATES (1981) LIMITED
1016-510 W HASTINGS ST
VANCOUVER BC V6B 1L8

This is the Final Report and supersedes any preliminary report with this certificate number. Results apply to samples as submitted. All pages of this report have been checked and approved for release.

***** See Appendix Page for comments regarding this certificate *****

Signature:

Colin Ramshaw, Vancouver Laboratory Manager

ALS Canada Ltd.
2103 Dollarton Hwy
North Vancouver BC V7H 0A7
Phone: 604 984 0221 Fax: 604 984 0218 www.alsglobal.com

To: **SILVER RANGE RESOURCES LTD.**
C/O ARCHER, CATHRO & ASSOCIATES (1981) LIMITED
1016-510 W HASTINGS ST
VANCOUVER BC V6B 1L8

Finalized Date: 1-AUG-2012
Account: RANSIL

Project: KEG (Group 5)

CERTIFICATE OF ANALYSIS WH12162403

Sample Description	Method	WEI-21	Au-AA24	ME-MS61	ME-MS61	ME-MS61	ME-MS61	ME-MS61	ME-MS61	ME-MS61	ME-MS61	ME-MS61	ME-MS61	ME-MS61	ME-MS61	ME-MS61
	Analyte	Recvd Wt.	Au	Ag	Al	As	Ba	Be	Bi	Ca	Cd	Ce	Co	Cr	Cs	Cu
	Units	kg	ppm	ppm	%	ppm	ppm	ppm	ppm	%	ppm	ppm	ppm	ppm	ppm	ppm
	LOR	0.02	0.005	0.01	0.01	0.2	10	0.05	0.01	0.01	0.02	0.01	0.1	1	0.05	0.2
M676180		1.68	0.627	58.3	1.78	6700	90	2.27	0.24	0.05	10.65	1.59	0.2	33	13.50	469
M676181		1.15	1.155	21.0	5.22	>10000	330	3.04	0.79	1.03	1.62	52.0	3.0	11	8.36	5.8
M676182		1.57	0.009	8.98	2.19	502	180	2.29	1.90	0.05	0.23	15.40	0.4	22	7.44	10.7
M676183		1.48	<0.005	0.25	6.41	82.3	40	4.30	2.67	0.18	0.08	4.84	0.2	10	10.75	3.0
M676184		1.44	0.257	13.35	1.06	9180	100	1.71	0.10	0.04	6.47	4.98	0.7	23	7.47	219
M676185		0.55	1.360	>100	0.24	>10000	30	0.89	3.97	0.01	51.4	1.62	1.7	6	2.55	2150
M676186		1.19	0.617	19.70	0.94	>10000	60	1.67	0.56	0.03	2.15	6.95	0.9	19	5.86	77.5
M676187		1.34	0.097	50.7	2.68	9460	190	2.22	0.44	0.03	1.65	27.3	0.3	17	10.30	32.7
M676188		1.54	5.64	39.0	0.46	>10000	80	0.63	0.11	0.01	6.64	4.43	0.6	11	2.41	111.5
M676189		1.47	0.005	1.50	0.33	367	10	0.23	0.08	0.13	0.04	1.64	0.4	22	0.75	2.3
M676190		1.24	0.810	69.8	0.28	>10000	60	1.52	0.23	0.14	25.4	9.49	3.0	11	2.31	415
M676191		1.59	0.751	1.92	1.41	>10000	40	1.45	0.27	0.01	0.96	10.30	1.3	34	8.67	20.4
M676192		1.23	0.786	26.7	0.60	>10000	40	1.39	0.27	0.06	6.53	9.37	1.4	20	5.86	123.5
M676193		1.00	0.544	47.2	1.21	>10000	40	1.14	0.56	0.05	46.6	14.70	1.0	19	5.51	709
M676194		1.80	0.174	8.14	1.98	4980	90	2.08	0.97	0.02	4.73	15.40	0.4	33	9.96	289
M676195		1.52	0.051	5.10	1.51	3590	40	1.28	1.18	0.01	21.4	9.82	1.2	22	3.20	183.5
M676196		0.99	<0.005	37.7	0.82	107.0	20	0.74	84.1	0.01	1.46	5.48	0.5	32	3.06	35.0
M676197		1.47	0.008	1.02	0.22	38.5	<10	0.22	42.8	0.18	0.11	1.06	0.3	47	0.37	3.8
M676198		1.36	0.058	27.8	2.44	2560	70	2.56	1.73	0.02	16.50	27.6	0.8	28	13.15	180.0
M676199		1.65	0.010	6.40	1.47	720	50	3.11	1.90	0.03	28.6	12.70	3.6	19	4.08	88.4
M676200		1.71	<0.005	0.60	5.87	28.8	280	4.00	0.88	0.01	0.21	57.9	0.1	6	9.92	4.0
M676251		1.74	0.012	19.20	3.05	1260	150	4.27	3.10	0.14	19.75	27.8	3.1	14	14.40	54.0
M676252		0.93	0.765	>100	0.30	>10000	40	1.75	0.32	0.53	138.0	6.28	0.6	11	2.56	901
M676253		1.24	0.108	0.91	1.29	4820	50	1.32	0.11	0.04	0.68	12.40	3.9	26	2.54	3.6
M676254		1.52	0.112	9.22	3.13	3340	110	3.66	1.72	0.15	10.35	23.9	2.4	15	10.40	44.3
M676255		2.69	0.802	>100	0.23	>10000	20	1.19	0.13	0.08	100.0	3.72	0.7	5	2.99	308
M676256		1.67	0.199	30.6	0.52	>10000	40	2.01	0.26	0.37	43.0	11.95	0.7	12	3.89	257

***** See Appendix Page for comments regarding this certificate *****

ALS Canada Ltd.
2103 Dollarton Hwy
North Vancouver BC V7H 0A7
Phone: 604 984 0221 Fax: 604 984 0218 www.alsglobal.com

To: **SILVER RANGE RESOURCES LTD.**
C/O ARCHER, CATHRO & ASSOCIATES (1981) LIMITED
1016- 510 W HASTINGS ST
VANCOUVER BC V6B 1L8

Finalized Date: 1- AUG- 2012
Account: RANSIL

Project: KEG (Group 5)

CERTIFICATE OF ANALYSIS WH12162403

Sample Description	Method	ME-MS61	ME-MS61	ME-MS61	ME-MS61	ME-MS61	ME-MS61	ME-MS61	ME-MS61	ME-MS61	ME-MS61	ME-MS61	ME-MS61	ME-MS61	ME-MS61	ME-MS61
	Analyte	Fe	Ga	Ge	Hf	In	K	La	Li	Mg	Mn	Mo	Na	Nb	Ni	P
	Units	%	ppm	ppm	ppm	ppm	%	ppm	ppm	%	ppm	ppm	%	ppm	ppm	ppm
	LOR	0.01	0.05	0.05	0.1	0.005	0.01	0.5	0.2	0.01	5	0.05	0.01	0.1	0.2	10
M676180		1.66	11.25	<0.05	<0.1	1.095	0.14	0.8	177.5	0.02	72	0.37	0.02	0.2	1.0	50
M676181		4.92	19.35	0.12	1.2	0.095	2.62	23.4	43.6	0.27	76600	0.37	1.23	6.5	7.5	370
M676182		1.23	7.59	0.07	0.4	0.323	1.13	7.5	48.5	0.05	511	0.38	0.24	3.6	2.3	260
M676183		0.66	20.4	0.11	1.1	0.026	3.55	2.0	38.5	0.05	1740	0.25	1.75	9.6	2.0	730
M676184		2.20	3.64	<0.05	0.1	5.63	0.33	2.7	130.0	0.02	248	0.32	0.03	0.6	1.1	100
M676185		28.7	1.85	0.35	<0.1	8.30	0.08	0.8	40.0	0.01	521	0.81	0.01	0.5	4.1	<10
M676186		3.97	3.09	<0.05	0.2	0.509	0.42	4.0	66.7	0.03	218	0.41	0.01	1.0	2.0	480
M676187		2.62	8.73	<0.05	0.8	0.598	1.11	13.3	72.8	0.09	167	0.36	0.04	3.7	1.2	270
M676188		18.55	2.59	0.17	<0.1	2.01	0.18	2.4	19.5	0.02	135	0.32	0.01	0.7	0.3	30
M676189		0.41	1.05	<0.05	<0.1	0.011	0.11	0.7	14.1	0.01	80	0.22	0.01	0.4	1.2	480
M676190		17.90	3.14	0.19	<0.1	0.425	0.09	3.7	36.7	0.03	55800	0.23	0.01	0.3	2.3	10
M676191		3.01	5.38	<0.05	0.3	0.051	0.57	5.2	118.5	0.05	327	0.40	0.01	2.4	1.5	60
M676192		6.12	2.13	0.06	0.2	3.85	0.25	4.6	55.8	0.02	595	0.38	0.01	1.0	1.3	70
M676193		6.16	4.38	0.06	0.3	14.20	0.55	7.5	68.0	0.04	610	0.37	0.02	1.9	2.0	170
M676194		1.53	6.72	<0.05	0.5	7.07	0.93	7.9	62.7	0.07	107	12.05	0.02	2.6	2.2	160
M676195		1.34	5.63	<0.05	0.4	4.91	0.71	4.9	53.0	0.07	195	1.12	0.01	1.5	3.2	110
M676196		0.77	3.31	<0.05	0.2	0.186	0.36	2.6	32.8	0.03	73	3.13	0.01	0.8	1.6	90
M676197		0.67	1.49	<0.05	<0.1	0.064	0.04	0.7	12.9	0.03	70	0.38	0.01	0.1	1.5	10
M676198		2.15	8.63	0.05	0.8	0.637	1.04	13.4	111.0	0.08	142	0.43	0.02	3.4	2.7	70
M676199		1.66	4.57	<0.05	0.2	0.501	0.63	6.3	84.5	0.07	289	0.91	0.01	2.0	1.1	70
M676200		0.88	27.5	0.14	5.7	0.069	3.17	20.7	60.3	0.05	250	3.23	0.04	86.3	0.3	20
M676251		6.30	10.85	0.10	0.5	3.17	1.38	13.5	60.8	0.18	5820	0.74	0.03	4.7	4.0	230
M676252		25.3	3.27	0.34	0.1	1.740	0.12	3.3	31.4	0.18	26900	1.12	0.01	0.8	4.9	20
M676253		1.14	4.65	<0.05	0.2	0.085	0.52	6.4	99.0	0.05	551	0.30	0.01	1.3	2.5	40
M676254		5.30	10.50	0.08	0.5	1.835	1.38	11.9	62.7	0.19	2340	0.64	0.03	4.0	3.3	230
M676255		24.2	1.43	0.34	<0.1	3.14	0.09	2.3	18.4	0.04	1810	0.31	0.01	0.6	0.9	10
M676256		13.10	3.63	0.14	<0.1	9.07	0.20	6.5	57.6	0.21	17050	0.27	0.01	0.5	0.7	20

***** See Appendix Page for comments regarding this certificate *****

ALS Canada Ltd.
2103 Dollarton Hwy
North Vancouver BC V7H 0A7
Phone: 604 984 0221 Fax: 604 984 0218 www.alsglobal.com

To: **SILVER RANGE RESOURCES LTD.**
C/O ARCHER, CATHRO & ASSOCIATES (1981) LIMITED
1016- 510 W HASTINGS ST
VANCOUVER BC V6B 1L8

Finalized Date: 1- AUG- 2012
Account: RANSIL

Project: KEG (Group 5)

CERTIFICATE OF ANALYSIS WH12162403

Sample Description	Method	ME-MS61	ME-MS61	ME-MS61	ME-MS61	ME-MS61	ME-MS61	ME-MS61	ME-MS61	ME-MS61	ME-MS61	ME-MS61	ME-MS61	ME-MS61	ME-MS61	ME-MS61
	Analyte	Pb	Rb	Re	S	Sb	Sc	Se	Sn	Sr	Ta	Te	Th	Ti	Tl	U
	Units	ppm	ppm	ppm	%	ppm	ppm	ppm	ppm	ppm	ppm	ppm	ppm	%	ppm	ppm
	LOR	0.5	0.1	0.002	0.01	0.05	0.1	1	0.2	0.2	0.05	0.05	0.2	0.005	0.02	0.1
M676180		>10000	27.0	<0.002	1.27	158.0	0.2	2	303	20.0	<0.05	<0.05	1.2	<0.005	1.29	0.8
M676181		130.0	204	<0.002	1.37	149.0	3.0	2	15.3	119.5	0.71	<0.05	14.6	0.102	2.08	10.8
M676182		1565	128.5	<0.002	0.21	18.05	1.1	1	24.3	30.8	1.07	<0.05	3.7	0.034	2.17	3.2
M676183		40.8	334	<0.002	0.01	1.11	0.8	1	16.7	19.9	1.85	<0.05	0.9	0.010	2.52	4.6
M676184		2740	43.1	<0.002	1.17	110.0	0.3	1	76.8	15.3	0.27	<0.05	0.8	<0.005	2.49	0.8
M676185		>10000	13.7	<0.002	>10.0	421	0.7	5	230	6.3	<0.05	0.10	0.5	<0.005	40.8	0.6
M676186		2330	53.3	<0.002	0.81	168.5	0.6	2	96.7	17.2	0.13	<0.05	4.5	0.016	2.44	3.2
M676187		9540	120.5	<0.002	1.02	164.0	1.4	2	57.8	19.5	0.39	<0.05	5.8	0.052	5.86	1.5
M676188		5550	22.9	<0.002	5.18	1420	1.0	2	161.0	5.2	<0.05	<0.05	2.5	0.014	6.00	3.6
M676189		72.4	11.2	<0.002	0.03	3.31	0.3	1	1.9	2.4	0.05	<0.05	0.2	0.014	0.25	0.2
M676190		>10000	14.4	<0.002	>10.0	428	0.6	2	72.8	8.9	<0.05	<0.05	0.6	<0.005	12.35	2.8
M676191		220	72.6	0.003	1.63	119.5	1.0	1	18.2	13.3	0.23	<0.05	2.7	0.045	1.69	1.6
M676192		6240	33.0	<0.002	3.79	326	0.5	2	62.1	9.2	0.10	<0.05	1.6	0.016	4.19	4.2
M676193		>10000	69.7	<0.002	5.57	387	1.0	3	183.0	8.8	0.29	<0.05	3.8	0.028	9.43	3.7
M676194		4000	110.0	<0.002	0.55	48.0	1.2	1	32.3	13.1	0.28	0.05	5.8	0.041	2.50	2.3
M676195		1675	107.5	<0.002	1.32	28.4	0.7	1	44.3	6.8	0.20	<0.05	3.3	0.020	3.63	2.7
M676196		2470	42.8	<0.002	0.28	5.12	0.5	7	4.9	6.7	0.10	0.54	2.6	0.013	1.63	0.7
M676197		30.1	4.3	<0.002	0.06	1.37	0.4	1	0.9	2.1	<0.05	0.14	0.4	0.006	0.19	0.2
M676198		5570	130.5	<0.002	2.40	130.0	1.4	1	122.0	23.8	0.42	<0.05	6.7	0.045	7.48	2.4
M676199		1240	123.5	<0.002	0.90	17.30	0.9	1	58.8	4.6	0.61	<0.05	2.2	0.018	2.38	1.0
M676200		60.6	520	<0.002	0.23	1.58	12.0	2	21.9	11.3	13.80	<0.05	42.0	0.015	7.00	20.0
M676251		3560	208	<0.002	5.23	29.9	2.5	1	204	20.4	0.48	<0.05	7.4	0.078	9.01	3.7
M676252		>10000	13.7	<0.002	>10.0	535	0.6	5	>500	11.1	0.06	<0.05	0.9	0.006	22.7	0.7
M676253		236	62.9	<0.002	0.42	52.7	0.8	1	14.8	3.4	0.18	<0.05	2.7	0.028	1.43	0.7
M676254		1740	207	<0.002	3.77	39.7	2.2	1	129.0	15.0	0.45	<0.05	7.0	0.078	7.29	3.9
M676255		>10000	12.7	<0.002	>10.0	639	0.5	4	178.5	8.1	<0.05	<0.05	0.5	<0.005	16.40	0.6
M676256		5010	34.5	<0.002	8.18	110.0	1.2	2	248	10.9	<0.05	<0.05	1.1	0.006	4.45	1.0

***** See Appendix Page for comments regarding this certificate *****

ALS Canada Ltd.
2103 Dollarton Hwy
North Vancouver BC V7H 0A7
Phone: 604 984 0221 Fax: 604 984 0218 www.alsglobal.com

To: **SILVER RANGE RESOURCES LTD.**
C/O ARCHER, CATHRO & ASSOCIATES (1981) LIMITED
1016-510 W HASTINGS ST
VANCOUVER BC V6B 1L8

Finalized Date: 1-AUG-2012
Account: RANSIL

Project: KEG (Group 5)

CERTIFICATE OF ANALYSIS WH12162403

Sample Description	Method	ME-MS61	ME-MS61	ME-MS61	ME-MS61	ME-MS61	Ag-OG62	Pb-OG62	Zn-OG62	Sn-XRF05
	Analyte	V	W	Y	Zn	Zr	Ag	Pb	Zn	Sn
	Units	ppm	ppm	ppm	ppm	ppm	ppm	%	%	ppm
	LOR	1	0.1	0.1	2	0.5	1	0.001	0.001	5
M676180		2	4.5	0.2	2560	0.8		1.105		
M676181		11	1.4	10.6	298	37.7				
M676182		6	1.8	1.5	75	11.1				
M676183		2	1.7	3.5	20	16.3				
M676184		1	4.9	2.3	1580	1.4				
M676185		3	92.6	1.3	>10000	0.7	270	7.26	1.640	
M676186		3	2.3	0.7	583	7.5				
M676187		5	3.0	1.4	588	22.0				
M676188		4	1.7	0.5	828	1.1				
M676189		1	1.5	1.6	8	0.8				
M676190		1	2.3	4.9	9300	1.2		1.895		
M676191		7	39.8	1.1	280	11.1				
M676192		2	3.2	2.1	1970	5.4				
M676193		3	3.0	1.6	>10000	10.7		1.730	1.695	
M676194		7	2.9	1.2	680	13.6				
M676195		4	2.0	0.8	5780	10.1				
M676196		4	1.1	0.4	230	4.2				
M676197		3	0.4	0.1	20	<0.5				
M676198		8	4.7	1.0	5820	22.6				
M676199		3	1.9	1.4	8710	4.3				
M676200		<1	6.2	49.3	65	75.8				
M676251		12	6.6	4.0	7020	17.3				
M676252		2	4.3	11.7	>10000	2.3	351	7.11	4.84	640
M676253		6	0.7	1.0	249	7.8				
M676254		12	4.4	3.3	3690	17.0				
M676255		2	1.9	0.8	>10000	0.8	170	4.59	4.07	
M676256		2	11.6	3.2	>10000	1.6			1.450	

***** See Appendix Page for comments regarding this certificate *****

ALS Canada Ltd.
2103 Dollarton Hwy
North Vancouver BC V7H 0A7
Phone: 604 984 0221 Fax: 604 984 0218 www.alsglobal.com

To: **SILVER RANGE RESOURCES LTD.**
C/O ARCHER, CATHRO & ASSOCIATES (1981) LIMITED
1016- 510 W HASTINGS ST
VANCOUVER BC V6B 1L8

Page: Appendix 1
Total # Appendix Pages: 1
Finalized Date: 1- AUG- 2012
Account: RANSIL

Project: KEG (Group 5)

CERTIFICATE OF ANALYSIS WH12162403

Method	CERTIFICATE COMMENTS
ME- MS61	REE's may not be totally soluble in this method.

ALS Canada Ltd.

2103 Dollarton Hwy
North Vancouver BC V7H 0A7
Phone: 604 984 0221 Fax: 604 984 0218 www.alsglobal.com

To: **SILVER RANGE RESOURCES LTD.**
C/O ARCHER, CATHRO & ASSOCIATES (1981) LIMITED
1016-510 W HASTINGS ST
VANCOUVER BC V6B 1L8

Finalized Date: 2-AUG-2012
Account: RANSIL

CERTIFICATE WH12162404

Project: Keg-Group 6

P.O. No.:

This report is for 2 Rock samples submitted to our lab in Whitehorse, YT, Canada on 12-JUL-2012.

The following have access to data associated with this certificate:

MATT DUMALA	JOAN MARIACHER	

SAMPLE PREPARATION

ALS CODE	DESCRIPTION
WEI-21	Received Sample Weight
LOG-22	Sample login - Rcd w/o BarCode
CRU-31	Fine crushing - 70%<2mm
PUL-QC	Pulverizing QC Test
SPL-21	Split sample - riffle splitter
PUL-31	Pulverize split to 85%<75 um

ANALYTICAL PROCEDURES

ALS CODE	DESCRIPTION	INSTRUMENT
Au-AA24	Au 50g FA AA finish	AAS
ME-MS61	48 element four acid ICP-MS	

To: **SILVER RANGE RESOURCES LTD.**
ATTN: JOAN MARIACHER
C/O ARCHER, CATHRO & ASSOCIATES (1981) LIMITED
1016-510 W HASTINGS ST
VANCOUVER BC V6B 1L8

This is the Final Report and supersedes any preliminary report with this certificate number. Results apply to samples as submitted. All pages of this report have been checked and approved for release.

***** See Appendix Page for comments regarding this certificate *****

Signature:

Colin Ramshaw, Vancouver Laboratory Manager

ALS Canada Ltd.
2103 Dollarton Hwy
North Vancouver BC V7H 0A7
Phone: 604 984 0221 Fax: 604 984 0218 www.alsglobal.com

To: **SILVER RANGE RESOURCES LTD.**
C/O ARCHER, CATHRO & ASSOCIATES (1981) LIMITED
1016-510 W HASTINGS ST
VANCOUVER BC V6B 1L8

Finalized Date: 2-AUG-2012
Account: RANSIL

Project: Keg-Group 6

CERTIFICATE OF ANALYSIS WH12162404

Sample Description	Method	WEI-21	Au-AA24	ME-MS61	ME-MS61	ME-MS61	ME-MS61	ME-MS61	ME-MS61	ME-MS61	ME-MS61	ME-MS61	ME-MS61	ME-MS61	ME-MS61	ME-MS61
	Analyte	Recvd Wt.	Au	Ag	Al	As	Ba	Be	Bi	Ca	Cd	Ce	Co	Cr	Cs	Cu
	Units	kg	ppm	ppm	%	ppm	ppm	ppm	ppm	%	ppm	ppm	ppm	ppm	ppm	ppm
	LOR	0.02	0.005	0.01	0.01	0.2	10	0.05	0.01	0.01	0.02	0.01	0.1	1	0.05	0.2
L840540		0.45	<0.005	22.8	4.00	93.4	7890	0.61	1.97	0.16	0.94	60.8	2.1	36	5.45	12.8
L840541		4.57	<0.005	2.60	3.70	85.2	1180	1.05	0.44	0.22	7.66	42.0	8.0	56	5.29	46.8

***** See Appendix Page for comments regarding this certificate *****

ALS Canada Ltd.
2103 Dollarton Hwy
North Vancouver BC V7H 0A7
Phone: 604 984 0221 Fax: 604 984 0218 www.alsglobal.com

To: **SILVER RANGE RESOURCES LTD.**
C/O ARCHER, CATHRO & ASSOCIATES (1981) LIMITED
1016-510 W HASTINGS ST
VANCOUVER BC V6B 1L8

Finalized Date: 2-AUG-2012
Account: RANSIL

Project: Keg-Group 6

CERTIFICATE OF ANALYSIS WH12162404

Sample Description	Method	ME-MS61	ME-MS61	ME-MS61	ME-MS61	ME-MS61	ME-MS61	ME-MS61	ME-MS61	ME-MS61	ME-MS61	ME-MS61	ME-MS61	ME-MS61	ME-MS61	ME-MS61
	Analyte	Fe	Ga	Ge	Hf	In	K	La	Li	Mg	Mn	Mo	Na	Nb	Ni	P
	Units	%	ppm	ppm	ppm	ppm	%	ppm	ppm	%	ppm	ppm	%	ppm	ppm	ppm
	LOR	0.01	0.05	0.05	0.1	0.005	0.01	0.5	0.2	0.01	5	0.05	0.01	0.1	0.2	10
L840540		1.52	10.20	0.18	1.9	0.123	3.30	34.2	16.1	0.33	132	19.35	0.11	8.4	4.2	320
L840541		2.15	11.45	0.11	1.4	0.056	1.64	17.9	35.8	0.43	150	5.86	0.07	6.1	31.6	400

***** See Appendix Page for comments regarding this certificate *****

ALS Canada Ltd.
2103 Dollarton Hwy
North Vancouver BC V7H 0A7
Phone: 604 984 0221 Fax: 604 984 0218 www.alsglobal.com

To: **SILVER RANGE RESOURCES LTD.**
C/O ARCHER, CATHRO & ASSOCIATES (1981) LIMITED
1016-510 W HASTINGS ST
VANCOUVER BC V6B 1L8

Finalized Date: 2-AUG-2012
Account: RANSIL

Project: Keg-Group 6

CERTIFICATE OF ANALYSIS WH12162404

Sample Description	Method	ME-MS61	ME-MS61	ME-MS61	ME-MS61	ME-MS61	ME-MS61	ME-MS61	ME-MS61	ME-MS61	ME-MS61	ME-MS61	ME-MS61	ME-MS61	ME-MS61	ME-MS61
	Analyte	Pb	Rb	Re	S	Sb	Sc	Se	Sn	Sr	Ta	Te	Th	Ti	Tl	U
	Units	ppm	ppm	ppm	%	ppm	ppm	ppm	ppm	ppm	ppm	ppm	ppm	%	ppm	ppm
	LOR	0.5	0.1	0.002	0.01	0.05	0.1	1	0.2	0.2	0.05	0.05	0.2	0.005	0.02	0.1
L840540		1110	183.0	<0.002	0.18	47.2	7.2	9	89.5	120.0	0.64	0.25	5.4	0.268	2.14	3.9
L840541		350	92.9	0.002	0.20	26.0	10.3	3	8.5	66.3	0.45	0.11	5.7	0.199	1.24	2.5

***** See Appendix Page for comments regarding this certificate *****

ALS Canada Ltd.
2103 Dollarton Hwy
North Vancouver BC V7H 0A7
Phone: 604 984 0221 Fax: 604 984 0218 www.alsglobal.com

To: **SILVER RANGE RESOURCES LTD.**
C/O ARCHER, CATHRO & ASSOCIATES (1981) LIMITED
1016- 510 W HASTINGS ST
VANCOUVER BC V6B 1L8

Finalized Date: 2- AUG- 2012
Account: RANSIL

Project: Keg- Group 6

CERTIFICATE OF ANALYSIS WH12162404

Sample Description	Method Analyte Units LOR	ME- MS61 V ppm 1	ME- MS61 W ppm 0.1	ME- MS61 Y ppm 0.1	ME- MS61 Zn ppm 2	ME- MS61 Zr ppm 0.5
L840540		97	1.9	7.0	68	68.1
L840541		69	1.3	10.2	331	46.6

***** See Appendix Page for comments regarding this certificate *****

ALS Canada Ltd.
2103 Dollarton Hwy
North Vancouver BC V7H 0A7
Phone: 604 984 0221 Fax: 604 984 0218 www.alsglobal.com

To: **SILVER RANGE RESOURCES LTD.**
C/O ARCHER, CATHRO & ASSOCIATES (1981) LIMITED
1016-510 W HASTINGS ST
VANCOUVER BC V6B 1L8

Project: Keg-Group 6

Finalized Date: 2-AUG-2012
Account: RANSIL

CERTIFICATE OF ANALYSIS WH12162404

Method	CERTIFICATE COMMENTS
ME-MS61	REE's may not be totally soluble in this method.

ALS Canada Ltd.

2103 Dollarton Hwy
North Vancouver BC V7H 0A7
Phone: 604 984 0221 Fax: 604 984 0218 www.alsglobal.com

To: **SILVER RANGE RESOURCES LTD.**
C/O ARCHER, CATHRO & ASSOCIATES (1981) LIMITED
1016-510 W HASTINGS ST
VANCOUVER BC V6B 1L8

Finalized Date: 2-AUG-2012
Account: RANSIL

CERTIFICATE WH12162405

Project: KEG (Main - Group 1)

P.O. No.: Batch 37

This report is for 36 Drill Core samples submitted to our lab in Whitehorse, YT, Canada on 12-JUL-2012.

The following have access to data associated with this certificate:

MATT DUMALA	JOAN MARIACHER	

SAMPLE PREPARATION

ALS CODE	DESCRIPTION
WEI-21	Received Sample Weight
LOG-22	Sample login - Rcd w/o BarCode
CRU-31	Fine crushing - 70%<2mm
CRU-QC	Crushing QC Test
SPL-21	Split sample - riffle splitter
PUL-QC	Pulverizing QC Test
PUL-31	Pulverize split to 85%<75 um
LOG-22d	Sample login - Rcd w/o BarCode dup
SPL-21d	Split sample - duplicate
PUL-31d	Pulverize Split - duplicate
LOG-23	Pulp Login - Rcvd with Barcode

ANALYTICAL PROCEDURES

ALS CODE	DESCRIPTION	INSTRUMENT
Au-AA24	Au 50g FA AA finish	AAS
Sn-XRF05	Sn-Trace Level XRF Analysis	XRF
ME-MS61	48 element four acid ICP-MS	

To: **SILVER RANGE RESOURCES LTD.**
ATTN: JOAN MARIACHER
C/O ARCHER, CATHRO & ASSOCIATES (1981) LIMITED
1016-510 W HASTINGS ST
VANCOUVER BC V6B 1L8

This is the Final Report and supersedes any preliminary report with this certificate number. Results apply to samples as submitted. All pages of this report have been checked and approved for release.

***** See Appendix Page for comments regarding this certificate *****

Signature:

Colin Ramshaw, Vancouver Laboratory Manager

ALS Canada Ltd.
2103 Dollarton Hwy
North Vancouver BC V7H 0A7
Phone: 604 984 0221 Fax: 604 984 0218 www.alsglobal.com

To: **SILVER RANGE RESOURCES LTD.**
C/O ARCHER, CATHRO & ASSOCIATES (1981) LIMITED
1016-510 W HASTINGS ST
VANCOUVER BC V6B 1L8

Finalized Date: 2-AUG-2012
Account: RANSIL

Project: KEG (Main - Group 1)

CERTIFICATE OF ANALYSIS WH12162405

Sample Description	Method	WEI-21	Au-AA24	Sn-XRF05	ME-MS61	ME-MS61	ME-MS61	ME-MS61	ME-MS61	ME-MS61	ME-MS61	ME-MS61	ME-MS61	ME-MS61	ME-MS61	ME-MS61
	Analyte	Recvd Wt.	Au	Sn	Ag	Al	As	Ba	Be	Bi	Ca	Cd	Ce	Co	Cr	Cs
	Units	kg	ppm	ppm	ppm	%	ppm	ppm	ppm	ppm	%	ppm	ppm	ppm	ppm	ppm
	LOR	0.02	0.005	5	0.01	0.01	0.2	10	0.05	0.01	0.01	0.02	0.01	0.1	1	0.05
K284664		7.01	<0.005	7	0.64	1.97	12	750	0.61	0.27	20.5	1.82	22.7	2.3	96	1.58
K284665		6.36	<0.005	9	0.98	2.99	9	770	0.83	0.44	14.05	3.55	35.5	3.3	130	1.97
K284666		6.22	<0.005	55	0.20	2.92	20	400	0.77	0.34	14.80	0.56	32.0	3.5	31	6.41
K284667		6.16	<0.005	16	0.68	3.84	43.1	1080	1.15	1.00	8.91	6.42	39.7	6.4	56	6.64
K284668		<0.02	<0.005	16	0.71	3.77	45.9	1050	1.18	1.05	8.85	6.57	38.9	6.4	52	6.52
K284669		5.29	<0.005	7	0.83	3.74	68.0	760	0.90	1.86	5.86	1.42	40.9	5.3	46	6.30
K284670		5.09	<0.005	11	0.55	3.49	52.9	610	0.84	1.01	9.50	2.06	40.0	6.0	56	5.47
K284671		4.14	<0.005	20	0.55	3.87	27	910	1.04	0.86	10.55	4.36	43.6	9.0	46	7.38
K284672		2.75	<0.005	12	0.63	4.52	63.3	960	0.91	1.11	7.29	1.90	45.1	5.8	54	4.61
K284673		7.21	<0.005	40	2.75	4.62	14.1	940	1.26	8.39	7.40	2.89	47.4	7.3	99	4.38
K284674		0.21	<0.005	168	15.15	4.58	142.5	1520	1.20	50.8	8.47	58.2	50.2	6.8	67	5.47
K284675		6.92	<0.005	131	1.86	4.98	41.3	870	1.40	8.84	7.46	5.79	54.5	7.2	74	6.62
K284676		6.94	<0.005	89	4.25	4.59	62.2	380	1.34	23.9	5.98	95.9	54.0	8.0	76	6.20
K284677		4.90	<0.005	92	5.04	4.90	12.6	590	1.47	93.8	7.64	119.0	60.9	7.3	81	4.63
K284678		2.15	<0.005	<5	0.02	0.05	<5	30	0.06	0.15	20.7	0.28	1.49	1.3	<1	0.19
K284679		5.15	<0.005	119	3.80	4.46	5.3	260	1.38	95.4	5.93	154.5	53.3	10.4	66	5.15
K284680		5.75	<0.005	109	1.62	4.21	1380	630	1.46	15.85	6.66	104.5	60.2	12.1	66	6.24
K284681		6.29	<0.005	100	1.35	4.69	223	570	1.51	7.17	7.73	15.70	54.3	6.6	67	5.99
K284682		5.60	<0.005	101	1.04	4.92	44.5	750	1.55	2.43	6.56	7.14	57.0	7.7	76	7.88
K284683		6.52	<0.005	83	0.41	4.81	48.5	620	1.46	1.15	6.88	3.50	53.2	7.3	70	12.30
K284684		4.20	<0.005	55	0.43	4.82	39.9	690	1.42	1.05	6.53	0.81	50.9	7.7	67	10.85
K284685		6.62	0.006	17	1.20	5.32	10.6	600	1.65	2.59	4.78	2.49	56.1	10.3	89	6.12
K284686		3.93	<0.005	70	0.44	5.02	42.1	550	1.49	1.21	6.63	13.95	53.3	8.0	75	4.68
K284687		3.17	<0.005	18	0.48	5.36	111.0	590	1.55	1.79	5.47	7.93	63.6	8.5	75	4.39
K284688		6.63	<0.005	55	2.23	4.83	17.8	950	1.38	9.68	7.50	39.6	59.5	8.2	61	4.32
K284689		0.20	0.007	178	34.8	3.99	393	500	1.03	125.0	6.93	170.0	41.6	7.9	64	5.27
K284690		6.83	<0.005	39	1.67	5.29	56.0	1040	1.58	6.17	6.64	22.1	56.8	8.0	68	6.44
K284691		7.26	0.020	26	27.6	5.59	475	670	1.68	14.60	4.50	66.7	54.3	10.1	82	4.56
K284692		6.59	0.005	20	1.65	5.50	20.3	730	1.74	6.70	4.39	12.65	57.4	9.6	86	4.36
K284693		2.30	<0.005	<5	0.04	0.05	<5	20	0.06	0.05	20.3	0.15	1.49	1.3	<1	0.17
K284694		6.70	0.005	22	1.35	5.73	32.6	800	1.70	5.17	4.68	14.15	64.0	9.6	82	5.93
K284695		6.51	<0.005	22	1.55	5.41	39.9	900	1.47	5.55	5.46	13.50	55.6	8.9	76	5.01
K284696		6.32	<0.005	29	2.18	5.88	23.9	840	1.69	11.15	5.72	15.50	60.8	10.8	111	4.71
K284697		6.24	0.005	49	3.19	5.42	13.7	600	1.42	63.7	6.11	51.6	53.4	7.9	78	5.30
K284698		6.97	0.006	51	4.98	5.01	60.5	950	1.40	121.0	6.32	45.9	50.6	8.3	91	5.04
K284699		6.46	<0.005	46	1.36	4.75	65.9	690	1.33	12.35	7.32	13.15	42.3	7.5	68	4.33

***** See Appendix Page for comments regarding this certificate *****

ALS Canada Ltd.
2103 Dollarton Hwy
North Vancouver BC V7H 0A7
Phone: 604 984 0221 Fax: 604 984 0218 www.alsglobal.com

To: **SILVER RANGE RESOURCES LTD.**
C/O ARCHER, CATHRO & ASSOCIATES (1981) LIMITED
1016-510 W HASTINGS ST
VANCOUVER BC V6B 1L8

Finalized Date: 2-AUG-2012
Account: RANSIL

Project: KEG (Main - Group 1)

CERTIFICATE OF ANALYSIS WH12162405

Sample Description	Method	ME-MS61	ME-MS61	ME-MS61	ME-MS61	ME-MS61	ME-MS61	ME-MS61	ME-MS61	ME-MS61	ME-MS61	ME-MS61	ME-MS61	ME-MS61	ME-MS61	ME-MS61
	Analyte	Cu	Fe	Ga	Ge	Hf	In	K	La	Li	Mg	Mn	Mo	Na	Nb	Ni
	Units	ppm	%	ppm	ppm	ppm	ppm	%	ppm	ppm	%	ppm	ppm	%	ppm	ppm
	LOR	0.2	0.01	0.05	0.05	0.1	0.005	0.01	0.5	0.2	0.01	5	0.05	0.01	0.1	0.2
K284664		21.8	0.81	4.48	0.08	1.0	0.026	1.01	17.2	9.0	1.67	487	2.05	0.38	3.8	16.8
K284665		32.1	1.11	6.74	0.15	1.5	0.033	1.52	23.2	8.4	2.08	252	2.90	0.60	5.6	24.4
K284666		21.1	1.36	8.92	0.12	1.3	0.056	0.66	15.8	33.9	2.22	663	0.86	0.04	5.6	20.1
K284667		60.6	1.66	8.62	0.20	1.4	0.065	2.04	19.9	18.1	1.94	331	3.64	0.12	6.9	41.3
K284668		62.1	1.66	8.68	0.20	1.3	0.070	1.96	19.2	18.1	1.90	331	3.47	0.12	6.8	41.5
K284669		50.3	1.49	7.80	0.12	1.5	0.051	1.95	21.5	20.4	1.59	268	1.57	0.12	6.9	30.6
K284670		61.1	1.66	7.31	0.15	1.2	0.039	1.85	20.9	13.8	1.80	348	2.37	0.12	6.0	35.5
K284671		66.8	1.84	8.43	0.18	1.5	0.041	1.85	20.8	22.2	1.96	448	3.34	0.16	7.2	50.6
K284672		60.5	1.70	8.10	0.16	1.6	0.042	2.29	21.9	20.0	1.47	291	3.52	0.19	7.6	36.8
K284673		136.0	2.10	11.55	0.18	1.9	0.103	2.51	26.4	36.5	1.64	635	19.70	0.32	8.8	58.3
K284674		787	3.57	12.40	0.24	1.6	2.39	1.97	24.7	36.7	2.29	1770	13.15	0.24	9.0	47.3
K284675		101.0	2.24	13.65	0.20	2.0	0.253	3.15	28.4	27.8	2.16	1240	7.28	0.34	9.6	53.5
K284676		671	4.80	13.65	0.25	1.9	3.25	3.08	27.8	30.3	2.48	887	16.90	0.25	9.0	55.5
K284677		669	5.21	15.50	0.27	2.2	4.22	0.97	32.5	59.6	2.16	1020	30.9	0.22	10.2	60.2
K284678		3.0	0.42	0.33	0.17	<0.1	0.011	0.03	0.7	1.1	13.00	182	0.42	0.01	0.5	3.2
K284679		861	6.45	13.90	0.28	1.8	5.86	1.26	26.4	44.1	2.15	1080	14.25	0.17	9.2	46.1
K284680		591	4.89	13.25	0.24	2.1	3.39	1.23	34.2	67.2	2.10	1200	41.8	0.11	9.4	55.7
K284681		127.5	2.30	13.05	0.17	1.9	0.457	1.51	27.6	72.6	2.23	1360	9.35	0.16	9.5	50.2
K284682		79.2	2.16	13.70	0.19	2.1	0.203	1.93	29.0	60.1	2.29	1400	16.65	0.34	9.5	64.1
K284683		68.9	2.01	13.95	0.17	1.9	0.140	1.87	26.7	40.2	2.67	1320	5.21	0.44	9.1	62.6
K284684		75.0	2.02	13.55	0.19	1.9	0.075	2.09	25.6	39.7	2.65	1160	4.83	0.44	8.6	61.1
K284685		110.5	2.35	15.35	0.27	2.0	0.082	2.56	27.6	22.4	2.34	412	4.99	0.66	9.5	78.1
K284686		103.0	2.44	14.05	0.21	1.9	0.462	2.19	27.4	28.5	2.50	907	6.54	0.49	9.0	63.8
K284687		85.6	2.44	14.50	0.23	2.3	0.205	2.47	30.9	15.2	2.02	419	28.1	0.75	11.1	58.0
K284688		292	3.53	13.00	0.22	1.9	1.485	1.96	30.4	33.6	2.63	829	9.60	0.29	10.5	49.4
K284689		1035	5.12	11.30	0.35	1.3	7.99	1.61	20.7	34.2	2.11	1790	10.75	0.19	7.6	42.5
K284690		152.5	2.74	13.85	0.20	2.0	0.799	2.45	27.8	29.0	2.40	674	8.53	0.41	10.5	50.1
K284691		317	3.52	15.00	0.25	2.2	2.19	2.46	26.5	22.2	1.86	520	56.3	0.62	11.1	76.4
K284692		152.5	2.77	14.45	0.23	2.1	0.384	2.88	27.9	14.4	1.90	403	33.7	0.60	10.6	71.2
K284693		2.6	0.40	0.33	0.19	<0.1	0.007	0.03	0.7	1.1	12.70	174	0.25	0.01	0.4	3.0
K284694		141.0	2.81	15.30	0.23	2.3	0.462	2.93	30.6	18.7	1.93	453	43.7	0.60	11.6	68.3
K284695		134.0	2.59	13.10	0.15	2.0	0.367	2.69	30.3	14.6	2.08	538	40.3	0.48	11.7	65.8
K284696		209	3.17	15.65	0.20	2.2	0.429	2.63	35.5	14.3	2.19	534	170.0	0.46	12.5	130.0
K284697		289	3.44	13.10	0.18	1.9	1.680	1.82	29.3	30.4	2.22	721	17.75	0.24	10.4	58.3
K284698		292	3.18	12.80	0.21	1.9	1.460	1.90	28.8	26.4	2.14	691	29.3	0.29	9.9	69.8
K284699		207	2.46	12.85	0.11	1.7	0.479	1.67	22.6	31.2	2.93	854	5.64	0.29	9.5	58.1

***** See Appendix Page for comments regarding this certificate *****

ALS Canada Ltd.
2103 Dollarton Hwy
North Vancouver BC V7H 0A7
Phone: 604 984 0221 Fax: 604 984 0218 www.alsglobal.com

To: **SILVER RANGE RESOURCES LTD.**
C/O ARCHER, CATHRO & ASSOCIATES (1981) LIMITED
1016-510 W HASTINGS ST
VANCOUVER BC V6B 1L8

Finalized Date: 2-AUG-2012
Account: RANSIL

Project: KEG (Main - Group 1)

CERTIFICATE OF ANALYSIS WH12162405

Sample Description	Method	ME-MS61	ME-MS61	ME-MS61	ME-MS61	ME-MS61	ME-MS61	ME-MS61	ME-MS61	ME-MS61	ME-MS61	ME-MS61	ME-MS61	ME-MS61	ME-MS61	ME-MS61
	Analyte	P	Pb	Rb	Re	S	Sb	Sc	Se	Sn	Sr	Ta	Te	Th	Ti	Tl
	Units	ppm	ppm	ppm	ppm	%	ppm	ppm	ppm	ppm	ppm	ppm	ppm	ppm	%	ppm
	LOR	10	0.5	0.1	0.002	0.01	0.05	0.1	1	0.2	0.2	0.05	0.05	0.2	0.005	0.02
K284664		5480	92.8	47.9	0.006	0.47	1.10	4.6	8	5.0	618	0.24	0.05	3.1	0.119	0.75
K284665		5550	116.5	62.6	0.014	0.63	1.48	6.2	11	6.9	430	0.47	0.06	5.3	0.192	0.89
K284666		710	12.4	38.0	0.003	0.01	5.93	4.9	2	55.9	214	0.41	<0.05	4.6	0.180	0.34
K284667		1140	47.2	98.2	0.009	0.17	5.92	6.9	19	13.4	546	0.53	0.05	6.0	0.229	0.89
K284668		1120	52.0	97.6	0.009	0.17	5.94	6.8	21	13.3	533	0.50	0.05	5.9	0.222	0.85
K284669		740	62.2	90.5	<0.002	0.07	6.97	7.4	10	8.6	439	0.49	0.09	5.6	0.221	0.98
K284670		1270	37.0	90.1	0.003	0.09	5.93	6.3	9	11.3	245	0.45	<0.05	5.3	0.200	0.73
K284671		980	36.1	94.6	0.015	0.51	6.33	6.8	17	17.2	410	0.54	<0.05	6.3	0.233	0.88
K284672		1040	53.2	109.5	0.004	0.09	7.68	7.1	11	11.9	512	0.58	<0.05	6.7	0.260	0.94
K284673		3450	136.5	125.5	0.027	0.82	4.11	7.7	13	38.4	270	0.67	0.05	7.6	0.293	1.04
K284674		1160	1065	96.6	0.018	1.09	8.47	7.9	26	143.5	218	0.68	0.26	7.6	0.302	0.83
K284675		2660	83.7	157.0	0.011	0.67	4.31	8.9	10	134.0	270	0.72	0.05	8.5	0.318	1.35
K284676		2880	128.5	150.5	0.015	3.24	9.32	8.2	18	74.2	224	0.69	0.06	7.8	0.304	1.38
K284677		4390	217	52.7	0.017	3.09	25.1	8.7	20	77.0	331	0.79	0.11	8.9	0.337	0.47
K284678		200	1.8	1.6	<0.002	<0.01	0.07	0.3	1	0.2	50.5	<0.05	<0.05	<0.2	<0.005	<0.02
K284679		1880	131.5	68.3	0.012	4.03	11.30	7.8	27	98.9	249	0.72	0.21	7.7	0.312	0.62
K284680		3680	36.5	81.2	0.032	2.99	15.00	8.0	19	94.2	215	0.72	0.08	8.1	0.306	0.61
K284681		2450	49.0	89.9	0.010	0.94	12.20	9.1	8	97.1	281	0.73	<0.05	8.4	0.316	0.72
K284682		2120	59.9	100.5	0.019	0.59	6.32	9.7	8	99.3	303	0.73	<0.05	8.8	0.318	0.84
K284683		1420	23.2	97.5	0.010	0.51	3.14	10.0	9	79.9	302	0.68	<0.05	8.3	0.299	0.85
K284684		1340	35.0	107.0	0.010	0.58	3.26	10.2	10	49.4	292	0.68	<0.05	8.5	0.292	0.97
K284685		1490	79.9	123.0	0.014	1.06	3.86	12.0	21	13.1	223	0.71	0.08	8.8	0.316	1.07
K284686		1590	19.3	109.5	0.012	1.12	4.64	9.9	12	61.4	244	0.67	0.05	8.5	0.305	0.92
K284687		1550	22.5	111.5	0.021	1.15	4.49	10.7	13	12.0	253	0.85	0.06	9.4	0.361	1.04
K284688		1780	93.5	95.2	0.011	1.88	5.09	8.9	15	44.7	280	0.75	0.05	7.7	0.336	0.79
K284689		1100	2560	78.4	0.013	2.56	10.90	7.0	52	132.5	177.5	0.56	0.42	6.4	0.249	0.75
K284690		1450	80.4	116.5	0.009	1.30	4.81	9.7	10	33.4	255	0.81	0.05	8.7	0.341	1.03
K284691		1110	738	113.5	0.038	2.17	620	10.3	22	32.2	241	0.87	0.08	9.4	0.368	1.09
K284692		1410	90.0	128.0	0.026	1.44	5.94	11.2	13	17.5	246	0.80	0.08	9.2	0.350	1.19
K284693		200	2.5	1.5	<0.002	<0.01	0.87	0.3	1	<0.2	48.1	<0.05	<0.05	<0.2	<0.005	<0.02
K284694		1410	72.6	132.5	0.028	1.40	5.21	11.3	12	20.4	278	0.90	0.07	9.7	0.386	1.26
K284695		1600	111.5	124.0	0.021	1.26	3.71	11.9	15	19.2	261	0.82	0.06	8.7	0.354	1.22
K284696		2340	111.0	123.5	0.116	1.72	4.44	13.8	20	25.1	293	0.86	0.08	8.9	0.371	1.17
K284697		2220	134.5	101.5	0.014	1.83	13.10	11.2	25	42.0	263	0.73	0.11	8.0	0.338	1.03
K284698		2720	239	98.6	0.021	1.71	27.0	10.8	34	43.1	259	0.69	0.24	7.8	0.311	0.94
K284699		1250	70.6	84.5	0.008	1.01	8.58	11.3	16	43.2	240	0.64	0.06	7.4	0.292	0.74

***** See Appendix Page for comments regarding this certificate *****

ALS Canada Ltd.
2103 Dollarton Hwy
North Vancouver BC V7H 0A7
Phone: 604 984 0221 Fax: 604 984 0218 www.alsglobal.com

To: **SILVER RANGE RESOURCES LTD.**
C/O ARCHER, CATHRO & ASSOCIATES (1981) LIMITED
1016- 510 W HASTINGS ST
VANCOUVER BC V6B 1L8

Finalized Date: 2- AUG- 2012
Account: RANSIL

Project: KEG (Main - Group 1)

CERTIFICATE OF ANALYSIS WH12162405

Sample Description	Method	ME-MS61	ME-MS61	ME-MS61	ME-MS61	ME-MS61	ME-MS61
	Analyte	U	V	W	Y	Zn	Zr
	Units	ppm	ppm	ppm	ppm	ppm	ppm
	LOR	0.1	1	0.1	0.1	2	0.5
K284664		3.0	46	0.5	24.0	78	41.0
K284665		4.5	71	0.8	33.0	143	57.1
K284666		1.8	50	1.3	18.3	58	46.1
K284667		2.9	123	0.8	22.4	270	50.6
K284668		2.8	121	0.8	22.4	272	49.2
K284669		1.9	80	0.8	21.7	151	51.2
K284670		2.4	113	0.7	24.6	173	47.0
K284671		2.5	92	0.7	23.2	182	54.5
K284672		2.9	239	0.8	25.8	280	60.5
K284673		4.8	247	2.0	34.9	223	73.8
K284674		4.1	141	3.1	28.8	3330	56.2
K284675		4.5	150	1.8	37.1	377	76.8
K284676		5.4	216	4.2	36.8	5460	71.5
K284677		6.7	346	31.5	40.6	5810	79.2
K284678		0.6	3	0.2	1.0	27	0.8
K284679		4.4	191	29.2	32.3	7830	67.9
K284680		8.5	321	10.4	45.0	5710	79.1
K284681		4.3	147	1.9	34.3	1020	73.6
K284682		5.1	225	1.5	36.6	485	78.9
K284683		3.8	131	1.2	32.4	214	72.0
K284684		3.8	127	1.2	30.8	85	69.0
K284685		4.3	147	1.3	34.6	198	77.6
K284686		4.1	148	2.3	35.0	893	74.9
K284687		5.1	267	2.1	37.1	531	84.4
K284688		3.8	160	6.4	37.0	2330	71.2
K284689		3.5	119	3.5	23.9	8150	45.1
K284690		3.8	146	2.6	33.5	1260	73.2
K284691		6.7	583	18.0	31.3	3720	81.1
K284692		5.5	309	3.4	35.0	702	80.8
K284693		0.8	2	0.1	1.0	20	0.5
K284694		6.0	415	4.3	35.4	780	85.5
K284695		5.9	379	4.9	37.0	829	74.4
K284696		15.8	1020	5.1	50.0	848	89.6
K284697		4.5	211	9.8	36.0	2880	70.2
K284698		5.6	293	6.0	37.4	2530	70.0
K284699		3.0	110	1.7	30.0	800	64.3

***** See Appendix Page for comments regarding this certificate *****

ALS Canada Ltd.
2103 Dollarton Hwy
North Vancouver BC V7H 0A7
Phone: 604 984 0221 Fax: 604 984 0218 www.alsglobal.com

To: **SILVER RANGE RESOURCES LTD.**
C/O ARCHER, CATHRO & ASSOCIATES (1981) LIMITED
1016- 510 W HASTINGS ST
VANCOUVER BC V6B 1L8

Finalized Date: 2- AUG- 2012
Account: RANSIL

Project: KEG (Main - Group 1)

CERTIFICATE OF ANALYSIS WH12162405

Method	CERTIFICATE COMMENTS
ME- MS61	Interference: Ca> 10% on ICP- MS As, ICP- AES results shown.
ME- MS61	REE's may not be totally soluble in this method.

ALS Canada Ltd.

2103 Dollarton Hwy
North Vancouver BC V7H 0A7
Phone: 604 984 0221 Fax: 604 984 0218 www.alsglobal.com

To: **SILVER RANGE RESOURCES LTD.**
C/O ARCHER, CATHRO & ASSOCIATES (1981) LIMITED
1016-510 W HASTINGS ST
VANCOUVER BC V6B 1L8

Finalized Date: 2-AUG-2012
Account: RANSIL

CERTIFICATE WH12162406

Project: KEG (Main - Group 1)

P.O. No.: Batch 38

This report is for 36 Drill Core samples submitted to our lab in Whitehorse, YT, Canada on 12-JUL-2012.

The following have access to data associated with this certificate:

MATT DUMALA	JOAN MARIACHER	

SAMPLE PREPARATION

ALS CODE	DESCRIPTION
WEI-21	Received Sample Weight
LOG-22	Sample login - Rcd w/o BarCode
CRU-31	Fine crushing - 70%<2mm
CRU-QC	Crushing QC Test
SPL-21	Split sample - riffle splitter
PUL-QC	Pulverizing QC Test
PUL-31	Pulverize split to 85%<75 um
LOG-22d	Sample login - Rcd w/o BarCode dup
SPL-21d	Split sample - duplicate
PUL-31d	Pulverize Split - duplicate
LOG-23	Pulp Login - Rcvd with Barcode

ANALYTICAL PROCEDURES

ALS CODE	DESCRIPTION	INSTRUMENT
Au-AA24	Au 50g FA AA finish	AAS
ME-OG62	Ore Grade Elements - Four Acid	ICP-AES
Sn-XRF05	Sn-Trace Level XRF Analysis	XRF
ME-MS61	48 element four acid ICP-MS	
Zn-OG62	Ore Grade Zn - Four Acid	VARIABLE

To: **SILVER RANGE RESOURCES LTD.**
ATTN: JOAN MARIACHER
C/O ARCHER, CATHRO & ASSOCIATES (1981) LIMITED
1016-510 W HASTINGS ST
VANCOUVER BC V6B 1L8

This is the Final Report and supersedes any preliminary report with this certificate number. Results apply to samples as submitted. All pages of this report have been checked and approved for release.

***** See Appendix Page for comments regarding this certificate *****

Signature: 

Colin Ramshaw, Vancouver Laboratory Manager

ALS Canada Ltd.
2103 Dollarton Hwy
North Vancouver BC V7H 0A7
Phone: 604 984 0221 Fax: 604 984 0218 www.alsglobal.com

To: **SILVER RANGE RESOURCES LTD.**
C/O ARCHER, CATHRO & ASSOCIATES (1981) LIMITED
1016-510 W HASTINGS ST
VANCOUVER BC V6B 1L8

Finalized Date: 2-AUG-2012
Account: RANSIL

Project: KEG (Main - Group 1)

CERTIFICATE OF ANALYSIS WH12162406

Sample Description	Method / Analyte / Units / LOR	WEI-21 Recvd Wt. kg 0.02	Au-AA24 Au ppm 0.005	Sn-XRF05 Sn ppm 5	ME-MS61 Ag ppm 0.01	ME-MS61 Al % 0.01	ME-MS61 As ppm 0.2	ME-MS61 Ba ppm 10	ME-MS61 Be ppm 0.05	ME-MS61 Bi ppm 0.01	ME-MS61 Ca % 0.01	ME-MS61 Cd ppm 0.02	ME-MS61 Ce ppm 0.01	ME-MS61 Co ppm 0.1	ME-MS61 Cr ppm 1	ME-MS61 Cs ppm 0.05
K286585		8.43	0.006	15	0.55	4.56	8.9	690	1.44	15.70	4.69	10.90	48.6	17.2	62	5.27
K286586		7.69	0.005	10	0.37	4.81	18.9	1130	1.63	7.84	4.60	8.69	72.6	13.3	74	5.04
K286587		8.43	0.005	8	0.28	5.23	7.2	1070	1.53	5.36	2.82	0.96	52.5	11.6	89	8.37
K286588		7.76	0.017	7	0.20	4.67	2.6	970	1.33	8.82	2.86	0.49	48.1	9.8	71	6.28
K286589		0.27	0.005	167	13.95	4.45	121.0	1460	1.25	48.7	7.90	58.6	43.9	7.0	67	5.45
K286590		8.22	0.015	5	0.28	5.25	4.7	1050	1.65	11.75	3.10	1.80	51.9	10.8	79	7.60
K286591		7.63	0.009	7	0.28	5.32	6.1	1270	1.76	11.50	3.58	1.54	55.4	9.8	97	5.66
K286593		6.10	0.007	11	0.28	5.14	5.7	1370	1.57	18.70	3.62	2.94	57.5	9.7	90	5.32
K286594		3.05	0.028	24	0.72	4.06	2.1	210	1.27	60.6	6.59	1.35	43.1	11.3	49	2.02
K286595		2.97	<0.005	<5	0.03	0.08	<5	20	0.10	0.16	20.1	0.07	1.26	0.6	<1	0.13
K286596		7.79	0.013	13	0.44	4.49	4.6	580	1.38	29.2	5.53	1.09	45.7	7.6	83	2.48
K286597		8.12	0.017	17	0.48	4.22	2.2	560	1.33	32.0	5.57	1.23	42.6	7.2	99	2.26
K286598		8.31	0.021	28	0.51	4.35	2.4	420	1.42	46.2	6.17	1.27	48.8	7.3	66	2.97
K286599		3.96	0.014	17	0.40	5.88	61.3	970	1.72	23.9	5.61	0.47	59.4	6.7	83	3.20
K286600		4.70	0.013	31	0.43	4.49	4.0	770	1.33	30.0	6.53	0.73	48.0	5.4	68	4.11
K286601		7.95	0.019	31	0.34	4.42	68.3	1770	1.38	35.2	6.36	1.21	52.4	4.5	63	4.04
K286602		0.27	0.018	271	25.7	4.15	1210	390	1.17	97.0	7.95	290	46.4	13.5	50	4.80
K286603		8.07	0.020	19	0.38	5.43	6.8	1070	1.58	32.0	4.84	0.42	56.4	5.6	107	3.55
K286604		8.59	0.033	27	0.75	4.55	2.6	320	1.43	56.0	6.52	1.26	51.4	8.8	63	4.73
K286605		6.36	0.017	14	0.60	4.94	92.0	450	1.45	24.4	6.58	1.19	50.4	9.0	69	5.50
K286606		2.97	0.047	41	1.06	3.60	1.9	220	1.18	83.6	5.35	11.35	37.9	12.0	53	2.29
K286607		3.04	<0.005	<5	0.03	0.09	<5	20	0.06	0.23	19.95	0.08	1.49	0.7	4	0.22
K286608		6.67	0.021	20	0.53	4.30	4.3	410	1.23	30.2	5.70	7.79	50.9	8.0	68	3.30
K286609		7.98	0.019	15	0.49	4.27	5.2	430	1.23	33.9	6.06	8.12	44.7	7.9	78	4.05
K286610		7.81	0.016	19	0.67	4.56	11.8	250	1.59	33.8	5.79	4.02	51.6	11.4	77	2.25
K286611		7.87	0.013	10	0.28	5.08	10.7	720	1.44	10.35	3.14	0.59	49.7	10.6	83	7.10
K286612		7.58	0.014	6	0.26	5.12	9.7	1400	1.38	6.83	3.16	0.16	53.1	11.0	69	7.01
K286613		3.17	0.017	7	0.32	5.07	11.0	1260	1.54	8.36	3.19	0.16	58.4	12.2	67	7.31
K286614		8.02	0.011	6	0.24	5.17	8.1	1590	1.27	9.64	2.43	0.12	53.7	9.7	67	8.25
K286615		7.82	0.026	10	0.33	5.07	9.1	920	1.51	18.60	2.83	0.29	55.2	12.2	78	9.27
K286616		7.13	0.019	5	0.27	4.71	7.5	1290	1.37	5.41	3.43	0.25	54.5	11.0	61	6.56
K286617		8.61	0.022	10	0.28	5.10	15.5	1520	1.49	7.58	2.97	0.32	47.9	13.5	83	7.81
K286618		8.25	0.021	7	0.33	4.90	15.2	1080	1.54	24.3	3.45	0.26	58.0	17.5	71	7.27
K286619		<0.02	0.016	5	0.32	4.84	13.1	1190	1.53	13.75	3.43	0.27	55.8	16.9	70	7.04
K286620		7.91	0.019	5	0.21	4.62	4.6	1180	1.37	3.04	2.61	0.22	52.4	10.0	61	7.35
K286621		7.99	0.011	6	0.27	5.38	5.1	1270	1.63	9.14	2.78	0.37	54.9	13.5	87	8.67

***** See Appendix Page for comments regarding this certificate *****

ALS Canada Ltd.
2103 Dollarton Hwy
North Vancouver BC V7H 0A7
Phone: 604 984 0221 Fax: 604 984 0218 www.alsglobal.com

To: **SILVER RANGE RESOURCES LTD.**
C/O ARCHER, CATHRO & ASSOCIATES (1981) LIMITED
1016-510 W HASTINGS ST
VANCOUVER BC V6B 1L8

Finalized Date: 2-AUG-2012
Account: RANSIL

Project: KEG (Main - Group 1)

CERTIFICATE OF ANALYSIS WH12162406

Sample Description	Method	ME-MS61	ME-MS61	ME-MS61	ME-MS61	ME-MS61	ME-MS61	ME-MS61	ME-MS61	ME-MS61	ME-MS61	ME-MS61	ME-MS61	ME-MS61	ME-MS61	ME-MS61
	Analyte	Cu	Fe	Ga	Ge	Hf	In	K	La	Li	Mg	Mn	Mo	Na	Nb	Ni
	Units	ppm	%	ppm	ppm	ppm	ppm	%	ppm	ppm	%	ppm	ppm	%	ppm	ppm
	LOR	0.2	0.01	0.05	0.05	0.1	0.005	0.01	0.5	0.2	0.01	5	0.05	0.01	0.1	0.2
K286585		498	4.97	13.20	0.18	1.6	0.280	1.59	28.9	11.6	3.36	531	43.3	0.36	8.7	80.5
K286586		339	3.64	14.20	0.22	1.9	0.207	1.99	53.4	10.8	2.45	374	62.3	0.37	9.5	106.0
K286587		227	2.97	14.10	0.14	2.0	0.032	2.34	27.7	16.8	1.86	228	34.8	0.46	10.2	84.7
K286588		204	2.62	12.25	0.13	1.7	0.044	2.15	25.0	14.7	1.98	267	1.09	0.36	9.6	60.6
K286589		752	3.34	11.50	0.18	1.4	2.35	1.84	23.5	36.8	2.12	1730	13.60	0.23	9.4	49.2
K286590		271	2.81	15.50	0.16	1.9	0.067	2.33	27.1	17.8	2.21	249	3.21	0.37	8.9	86.5
K286591		267	2.80	14.80	0.17	2.3	0.060	2.22	31.2	19.6	2.26	244	10.30	0.33	8.9	91.8
K286593		261	2.79	14.00	0.17	1.9	0.089	2.31	30.5	16.8	2.23	259	11.75	0.30	9.2	76.4
K286594		881	5.57	11.40	0.18	1.6	0.073	1.69	20.9	10.7	4.63	539	2.28	0.16	7.9	41.3
K286595		4.3	0.42	0.23	0.08	<0.1	<0.005	0.03	0.6	1.3	12.40	175	0.29	0.01	0.2	1.9
K286596		498	3.65	11.55	0.16	1.7	0.046	1.62	26.2	9.6	2.75	370	9.20	0.20	7.6	45.5
K286597		611	3.92	10.50	0.17	1.6	0.066	1.25	24.4	8.9	2.07	329	16.55	0.19	7.0	46.0
K286598		598	4.10	11.70	0.18	1.7	0.065	1.55	27.9	12.7	2.46	459	8.60	0.19	8.4	33.3
K286599		376	2.90	14.40	0.19	2.2	0.042	2.83	35.7	16.2	2.23	361	10.05	0.25	9.3	50.4
K286600		454	3.22	11.65	0.18	1.7	0.093	3.64	24.4	16.5	3.19	647	6.73	0.18	8.6	35.9
K286601		288	2.43	11.15	0.17	1.7	0.097	3.53	28.4	13.0	3.07	608	8.85	0.18	9.0	34.1
K286602		1840	5.73	12.45	0.25	1.3	22.3	1.38	23.3	33.6	2.09	2550	16.00	0.17	8.0	52.4
K286603		357	2.56	13.65	0.17	2.1	0.043	2.70	29.7	9.8	1.90	336	17.20	0.22	10.2	53.1
K286604		829	4.63	11.70	0.18	1.7	0.062	2.45	24.2	18.9	3.32	547	8.17	0.19	8.6	50.0
K286605		664	4.01	12.55	0.21	1.8	0.076	1.97	28.3	23.3	2.39	449	8.83	0.20	8.6	48.4
K286606		1300	7.06	10.50	0.18	1.4	0.567	2.61	17.0	17.6	2.73	603	7.80	0.12	7.1	46.6
K286607		5.8	0.44	0.25	0.08	<0.1	<0.005	0.03	0.7	1.3	12.30	177	0.19	0.01	0.2	2.1
K286608		579	3.87	11.20	0.18	1.8	0.259	2.40	27.8	15.0	2.42	438	9.96	0.16	8.0	40.3
K286609		562	3.83	10.95	0.17	1.7	0.319	1.71	24.7	13.6	2.33	410	11.50	0.17	7.6	49.5
K286610		743	4.63	12.80	0.19	1.6	0.155	1.39	26.1	9.6	3.27	359	11.50	0.15	8.1	53.7
K286611		355	2.79	13.95	0.18	1.7	0.023	2.10	26.5	21.3	2.04	182	7.38	0.19	8.7	74.9
K286612		357	2.76	14.10	0.17	2.1	0.016	1.81	28.3	20.5	2.17	191	0.49	0.18	9.0	64.5
K286613		373	2.79	14.80	0.18	1.8	0.020	1.77	30.0	21.5	2.29	195	0.53	0.18	9.0	64.9
K286614		272	2.42	13.90	0.16	2.1	0.014	2.40	26.9	24.6	1.81	181	0.67	0.22	9.4	51.4
K286615		347	2.96	14.50	0.16	2.5	0.016	1.85	27.2	29.8	2.10	185	0.95	0.19	9.3	72.3
K286616		332	2.84	13.40	0.13	2.1	0.032	1.88	27.4	23.3	2.21	256	0.62	0.19	8.5	55.7
K286617		352	2.78	14.35	0.17	1.8	0.026	2.50	25.3	25.5	1.95	152	0.90	0.17	9.4	101.5
K286618		381	3.47	14.15	0.19	1.8	0.021	2.02	30.8	23.4	2.21	206	1.08	0.19	9.8	98.8
K286619		368	3.42	13.55	0.20	1.9	0.022	1.96	29.8	22.3	2.20	206	1.04	0.19	9.8	95.7
K286620		257	2.50	12.80	0.17	1.7	0.025	2.03	27.8	23.0	1.81	172	0.27	0.21	9.0	46.6
K286621		343	3.46	13.70	0.19	1.7	0.024	2.41	28.6	22.8	2.02	200	3.59	0.27	9.9	56.4

***** See Appendix Page for comments regarding this certificate *****

ALS Canada Ltd.
2103 Dollarton Hwy
North Vancouver BC V7H 0A7
Phone: 604 984 0221 Fax: 604 984 0218 www.alsglobal.com

To: **SILVER RANGE RESOURCES LTD.**
C/O ARCHER, CATHRO & ASSOCIATES (1981) LIMITED
1016-510 W HASTINGS ST
VANCOUVER BC V6B 1L8

Finalized Date: 2-AUG-2012
Account: RANSIL

Project: KEG (Main - Group 1)

CERTIFICATE OF ANALYSIS WH12162406

Sample Description	Method	ME-MS61	ME-MS61	ME-MS61	ME-MS61	ME-MS61	ME-MS61	ME-MS61	ME-MS61	ME-MS61	ME-MS61	ME-MS61	ME-MS61	ME-MS61	ME-MS61	ME-MS61
	Analyte	P	Pb	Rb	Re	S	Sb	Sc	Se	Sn	Sr	Ta	Te	Th	Ti	Tl
	Units	ppm	ppm	ppm	ppm	%	ppm	ppm	ppm	ppm	ppm	ppm	ppm	ppm	%	ppm
	LOR	10	0.5	0.1	0.002	0.01	0.05	0.1	1	0.2	0.2	0.05	0.05	0.2	0.005	0.02
K286585		1140	11.6	88.9	0.078	2.56	1.75	12.4	18	10.5	210	0.58	0.26	6.5	0.258	0.97
K286586		4590	10.0	105.0	0.086	1.94	1.65	13.6	15	6.9	256	0.64	0.16	7.0	0.276	1.02
K286587		1220	6.8	137.0	0.048	1.43	1.03	13.9	11	4.2	190.5	0.74	0.17	7.9	0.312	1.39
K286588		590	7.1	122.5	0.006	1.10	1.04	12.7	8	4.6	198.5	0.65	0.21	7.4	0.292	1.25
K286589		1130	1005	97.5	0.016	1.02	7.83	9.7	29	139.5	213	0.63	0.24	6.8	0.287	0.86
K286590		870	8.4	140.5	0.012	1.27	0.87	11.4	14	4.7	196.5	0.61	0.28	7.7	0.289	1.58
K286591		2090	6.3	120.0	0.023	1.32	0.97	11.4	15	5.0	212	0.65	0.24	8.0	0.290	1.46
K286593		1740	5.9	124.0	0.020	1.35	0.91	10.2	15	5.4	287	0.66	0.33	7.7	0.293	1.30
K286594		1250	8.7	64.4	0.003	3.04	3.15	7.6	24	21.1	188.0	0.57	1.10	5.5	0.258	0.74
K286595		210	1.4	1.2	<0.002	0.01	0.10	0.2	1	<0.2	48.2	<0.05	<0.05	<0.2	<0.005	0.02
K286596		3490	5.9	66.0	0.015	1.91	1.00	7.9	17	10.3	241	0.57	0.52	6.4	0.263	0.61
K286597		4280	4.6	47.2	0.022	2.09	0.66	7.4	19	11.4	251	0.53	0.57	6.0	0.253	0.42
K286598		2860	5.0	67.6	0.006	2.15	1.05	7.9	18	18.3	245	0.59	0.83	6.4	0.279	0.61
K286599		4080	7.0	122.5	0.018	1.45	1.88	10.0	14	12.5	327	0.72	0.48	8.6	0.316	1.03
K286600		3550	7.3	157.5	0.008	1.41	1.57	8.1	12	26.1	216	0.60	0.81	6.3	0.283	1.36
K286601		2900	5.3	148.0	0.013	0.86	2.32	8.1	8	24.7	194.0	0.64	0.80	6.5	0.289	1.38
K286602		830	1430	69.9	0.018	2.84	8.94	6.7	56	227	163.5	0.55	0.53	5.8	0.255	0.74
K286603		2400	6.8	111.5	0.015	1.23	1.32	9.0	12	15.7	337	0.77	0.62	8.5	0.350	1.00
K286604		3100	7.2	112.5	0.014	2.38	1.22	8.3	20	18.4	240	0.62	1.46	6.4	0.284	1.01
K286605		3450	6.2	91.8	0.013	2.08	2.47	8.7	17	14.7	290	0.63	0.79	6.8	0.286	0.83
K286606		2480	6.9	104.0	0.006	3.78	1.68	6.0	30	35.3	132.5	0.52	2.17	5.2	0.245	0.94
K286607		200	1.5	1.5	<0.002	0.02	0.07	0.2	1	0.2	45.9	<0.05	<0.05	<0.2	<0.005	<0.02
K286608		3000	5.4	104.0	0.010	2.11	3.78	7.7	16	16.5	216	0.59	0.70	6.2	0.275	0.82
K286609		3330	4.9	70.6	0.017	2.10	1.22	7.7	17	10.9	229	0.57	0.68	5.9	0.260	0.60
K286610		3640	8.5	57.2	0.016	2.46	1.62	8.7	23	11.6	225	0.59	1.05	6.1	0.264	0.53
K286611		1200	5.0	137.0	0.013	1.36	0.61	10.6	12	5.0	237	0.65	0.34	7.0	0.286	1.39
K286612		590	4.5	128.0	<0.002	1.38	0.58	11.4	10	4.8	214	0.65	0.27	7.7	0.293	1.45
K286613		580	4.7	131.5	0.002	1.42	0.65	11.8	10	5.6	214	0.63	0.38	7.5	0.287	1.49
K286614		510	5.4	147.5	0.002	1.21	0.70	10.8	8	4.2	229	0.68	0.22	8.1	0.316	1.75
K286615		530	4.8	134.5	0.008	1.48	0.83	11.8	12	3.9	198.5	0.65	0.68	7.7	0.302	1.59
K286616		570	5.6	119.0	<0.002	1.31	1.38	10.9	10	3.5	213	0.56	0.25	7.0	0.271	1.22
K286617		640	7.7	154.5	0.008	1.43	1.56	12.8	13	4.1	260	0.65	0.23	7.6	0.292	1.50
K286618		870	5.5	127.5	0.008	1.90	1.36	13.1	13	3.2	247	0.67	0.29	8.1	0.309	1.40
K286619		780	5.4	126.5	0.010	1.89	1.22	12.5	12	3.1	243	0.68	0.29	7.9	0.304	1.33
K286620		490	4.5	129.0	0.002	1.12	0.53	12.3	7	3.2	196.0	0.64	0.15	7.4	0.289	1.38
K286621		670	5.2	155.5	0.012	1.60	0.57	12.2	11	3.9	214	0.69	0.25	8.0	0.323	1.67

***** See Appendix Page for comments regarding this certificate *****

ALS Canada Ltd.
2103 Dollarton Hwy
North Vancouver BC V7H 0A7
Phone: 604 984 0221 Fax: 604 984 0218 www.alsglobal.com

To: **SILVER RANGE RESOURCES LTD.**
C/ O ARCHER, CATHRO & ASSOCIATES (1981) LIMITED
1016- 510 W HASTINGS ST
VANCOUVER BC V6B 1L8

Finalized Date: 2- AUG- 2012
Account: RANSIL

Project: KEG (Main - Group 1)

CERTIFICATE OF ANALYSIS WH12162406

Sample Description	Method	ME- MS61	ME- MS61	ME- MS61	ME- MS61	ME- MS61	ME- MS61	Zn- OG62
	Analyte	U	V	W	Y	Zn	Zr	Zn
	Units	ppm	ppm	ppm	ppm	ppm	ppm	%
	LOR	0.1	1	0.1	0.1	2	0.5	0.001
K286585		9.7	329	4.8	39.5	639	66.9	
K286586		24.0	792	9.2	77.6	581	87.1	
K286587		9.0	605	1.8	37.2	109	85.9	
K286588		2.2	80	2.0	29.0	63	65.5	
K286589		3.7	133	2.8	27.8	3130	51.5	
K286590		3.2	138	1.8	32.1	153	72.5	
K286591		4.5	207	1.7	41.9	141	79.0	
K286593		4.5	192	2.6	36.7	212	76.8	
K286594		2.4	89	23.6	30.2	113	57.5	
K286595		0.7	1	0.1	0.8	17	0.5	
K286596		3.9	154	15.1	32.5	84	61.4	
K286597		5.1	179	18.6	29.3	91	59.7	
K286598		3.8	121	23.2	31.7	92	61.3	
K286599		5.5	160	12.8	48.9	47	76.3	
K286600		3.7	115	9.2	36.1	66	67.1	
K286601		3.3	143	6.4	34.1	84	66.9	
K286602		3.4	102	5.0	24.3	>10000	43.6	1.395
K286603		4.3	174	12.3	32.5	37	76.1	
K286604		3.9	124	26.9	33.7	90	68.4	
K286605		4.3	133	16.9	37.6	82	71.3	
K286606		3.0	110	11.5	25.8	585	51.3	
K286607		0.6	1	0.2	0.9	15	<0.5	
K286608		4.2	136	4.0	31.3	414	66.6	
K286609		4.6	151	12.5	32.1	446	62.9	
K286610		4.1	158	8.4	35.6	238	64.8	
K286611		3.3	160	2.5	32.3	69	71.6	
K286612		2.1	80	5.4	29.5	34	68.2	
K286613		2.1	77	8.6	30.6	34	73.1	
K286614		2.3	86	2.9	27.0	33	72.8	
K286615		2.5	94	4.6	30.3	45	72.3	
K286616		1.9	67	3.3	28.5	40	71.1	
K286617		2.4	131	2.7	28.8	61	71.0	
K286618		2.9	101	4.1	38.7	51	70.4	
K286619		2.8	98	4.3	37.8	49	69.6	
K286620		1.9	70	1.8	28.8	44	67.3	
K286621		2.6	152	2.1	33.3	67	66.3	

***** See Appendix Page for comments regarding this certificate *****

ALS Canada Ltd.
2103 Dollarton Hwy
North Vancouver BC V7H 0A7
Phone: 604 984 0221 Fax: 604 984 0218 www.alsglobal.com

To: **SILVER RANGE RESOURCES LTD.**
C/O ARCHER, CATHRO & ASSOCIATES (1981) LIMITED
1016- 510 W HASTINGS ST
VANCOUVER BC V6B 1L8

Page: Appendix 1
Total # Appendix Pages: 1
Finalized Date: 2- AUG- 2012
Account: RANSIL

Project: KEG (Main - Group 1)

CERTIFICATE OF ANALYSIS WH12162406

Method	CERTIFICATE COMMENTS
ME- MS61	Interference: Ca> 10% on ICP- MS As, ICP- AES results shown.
ME- MS61	REE's may not be totally soluble in this method.

ALS Canada Ltd.

2103 Dollarton Hwy
North Vancouver BC V7H 0A7
Phone: 604 984 0221 Fax: 604 984 0218 www.alsglobal.com

To: **SILVER RANGE RESOURCES LTD.**
C/O ARCHER, CATHRO & ASSOCIATES (1981) LIMITED
1016-510 W HASTINGS ST
VANCOUVER BC V6B 1L8

Finalized Date: 30-JUL-2012
Account: RANSIL

CERTIFICATE WH12162407

Project: KEG (Main - Group 1)

P.O. No.: Batch 39

This report is for 36 Drill Core samples submitted to our lab in Whitehorse, YT, Canada on 12-JUL-2012.

The following have access to data associated with this certificate:

MATT DUMALA	JOAN MARIACHER	

SAMPLE PREPARATION

ALS CODE	DESCRIPTION
WEI-21	Received Sample Weight
LOG-22	Sample login - Rcd w/o BarCode
CRU-31	Fine crushing - 70%<2mm
CRU-QC	Crushing QC Test
SPL-21	Split sample - riffle splitter
PUL-QC	Pulverizing QC Test
PUL-31	Pulverize split to 85%<75 um
LOG-22d	Sample login - Rcd w/o BarCode dup
SPL-21d	Split sample - duplicate
PUL-31d	Pulverize Split - duplicate
LOG-23	Pulp Login - Rcvd with Barcode

ANALYTICAL PROCEDURES

ALS CODE	DESCRIPTION	INSTRUMENT
Au-AA24	Au 50g FA AA finish	AAS
Sn-XRF05	Sn-Trace Level XRF Analysis	XRF
ME-MS61	48 element four acid ICP-MS	

To: **SILVER RANGE RESOURCES LTD.**
ATTN: JOAN MARIACHER
C/O ARCHER, CATHRO & ASSOCIATES (1981) LIMITED
1016-510 W HASTINGS ST
VANCOUVER BC V6B 1L8

This is the Final Report and supersedes any preliminary report with this certificate number. Results apply to samples as submitted. All pages of this report have been checked and approved for release.

***** See Appendix Page for comments regarding this certificate *****

Signature:

Colin Ramshaw, Vancouver Laboratory Manager

ALS Canada Ltd.
2103 Dollarton Hwy
North Vancouver BC V7H 0A7
Phone: 604 984 0221 Fax: 604 984 0218 www.alsglobal.com

To: **SILVER RANGE RESOURCES LTD.**
C/O ARCHER, CATHRO & ASSOCIATES (1981) LIMITED
1016-510 W HASTINGS ST
VANCOUVER BC V6B 1L8

Finalized Date: 30-JUL-2012
Account: RANSIL

Project: KEG (Main - Group 1)

CERTIFICATE OF ANALYSIS WH12162407

Sample Description	Method	WEI-21	Au-AA24	Sn-XRF05	ME-MS61	ME-MS61	ME-MS61	ME-MS61	ME-MS61	ME-MS61	ME-MS61	ME-MS61	ME-MS61	ME-MS61	ME-MS61	ME-MS61
	Analyte	Recvd Wt.	Au	Sn	Ag	Al	As	Ba	Be	Bi	Ca	Cd	Ce	Co	Cr	Cs
	Units	kg	ppm	ppm	ppm	%	ppm	ppm	ppm	ppm	%	ppm	ppm	ppm	ppm	ppm
	LOR	0.02	0.005	5	0.01	0.01	0.2	10	0.05	0.01	0.01	0.02	0.01	0.1	1	0.05
K286622		6.38	<0.005	<5	0.16	5.27	6.3	1600	1.64	2.69	1.55	1.28	53.9	10.8	76	10.20
K286623		6.48	0.012	7	0.27	5.13	11.0	1700	1.44	11.35	2.77	0.43	52.1	11.1	88	8.03
K286624		6.41	0.011	10	0.53	4.28	11.2	870	1.38	21.2	3.11	2.77	45.5	15.6	64	6.01
K286625		6.79	0.016	7	0.43	3.93	13.2	890	1.31	14.05	2.39	4.31	57.4	17.1	92	7.69
K286626		5.81	0.006	10	0.43	4.44	10.8	1350	1.42	6.78	3.11	1.63	50.4	18.4	74	7.29
K286627		2.67	0.009	8	0.60	3.49	16	1000	0.87	21.1	11.60	10.20	44.1	16.5	58	5.27
K286628		3.70	0.006	10	0.39	5.03	8.4	1110	1.40	15.45	2.31	0.82	49.9	17.4	62	9.58
K286629		0.20	0.005	167	14.15	4.23	134.0	1390	1.12	54.0	7.79	58.7	47.2	6.7	69	5.37
K286630		6.32	0.006	11	0.65	4.98	20.9	560	1.42	15.95	2.55	0.65	47.1	18.3	59	9.00
K286631		6.20	<0.005	11	0.41	5.23	7.7	1020	1.58	10.05	2.53	0.30	58.9	14.7	59	10.25
K286632		7.00	<0.005	11	0.45	5.75	58.1	1180	1.89	7.88	2.32	2.88	56.4	18.1	72	11.75
K286633		7.49	0.007	12	0.44	6.10	34.1	1530	2.17	6.73	2.34	1.68	60.9	18.2	72	13.55
K286634		3.43	0.006	8	0.42	6.12	21.9	1490	2.10	7.42	2.57	1.54	68.5	17.8	71	13.90
K286635		7.47	0.009	13	0.60	6.49	25.1	710	1.94	8.91	2.95	0.88	61.2	14.2	74	12.50
K286636		6.73	<0.005	10	0.22	6.07	6.1	1710	1.74	2.76	1.49	0.21	57.2	11.3	66	11.00
K286637		7.27	<0.005	5	0.43	5.38	12.8	1210	1.61	5.82	2.35	2.13	56.1	17.4	67	9.07
K286638		7.16	0.005	8	0.90	5.58	14.3	360	1.82	10.35	2.85	3.35	57.9	27.8	58	7.65
K286639		2.69	<0.005	<5	0.01	0.10	6	30	0.08	0.06	22.0	0.06	1.44	0.6	2	0.24
K286640		6.66	0.008	10	0.55	5.44	10.6	480	1.64	12.10	3.01	1.23	64.8	20.8	53	7.74
K286641		6.90	0.005	9	0.48	6.85	9.0	720	1.91	8.59	4.11	1.77	67.6	18.6	56	9.89
K286642		6.72	0.005	7	0.43	5.81	52.3	1220	1.70	10.25	3.87	0.90	57.8	18.9	63	15.60
K286643		7.46	<0.005	8	0.47	6.23	15.3	1460	1.91	7.62	3.27	1.91	66.2	17.9	69	12.75
K286644		7.70	<0.005	9	0.47	6.46	7.7	1200	2.08	6.95	3.19	2.39	71.0	24.2	79	11.10
K286645		0.19	<0.005	168	13.85	4.31	132.0	1430	1.07	48.4	8.01	58.6	46.8	6.4	72	5.30
K286646		6.93	0.013	8	0.41	5.87	3.9	1190	1.71	22.2	2.87	1.40	64.1	21.3	72	12.15
K286647		7.45	0.005	16	0.49	5.82	8.0	1250	1.67	16.00	2.56	0.32	72.8	20.5	77	11.60
K286648		7.48	0.006	14	0.29	5.88	7.3	1890	1.71	10.95	2.41	0.15	38.9	16.2	82	11.00
K286649		7.33	<0.005	14	0.27	5.52	20.4	1100	1.64	5.02	2.32	0.15	52.3	19.7	79	10.85
K286650		<0.02	<0.005	12	0.26	5.53	19.3	1130	1.79	4.15	2.35	0.14	52.4	19.7	75	11.20
K286651		7.62	<0.005	13	0.47	5.28	2.1	1230	1.87	10.35	1.44	1.35	55.6	17.3	60	9.30
K286652		7.63	0.006	7	0.41	5.57	117.5	1500	1.99	10.85	1.64	0.27	68.3	21.0	61	10.85
K286653		6.94	0.009	9	0.28	4.92	6.9	1100	1.52	15.40	1.65	0.28	51.1	20.1	55	9.93
K286654		7.59	<0.005	9	0.70	4.91	1.9	910	1.62	9.62	2.22	1.32	61.4	22.3	58	11.10
K286655		3.08	<0.005	<5	0.01	0.14	<5	20	0.18	0.06	20.4	0.06	2.69	1.6	<1	0.28
K286656		7.58	0.012	15	0.69	5.00	219	860	1.55	29.3	1.63	0.95	56.7	19.7	58	9.25
K286657		7.50	<0.005	12	0.53	5.44	1.1	780	1.60	6.98	2.27	0.83	58.9	19.3	71	10.60

***** See Appendix Page for comments regarding this certificate *****

ALS Canada Ltd.
2103 Dollarton Hwy
North Vancouver BC V7H 0A7
Phone: 604 984 0221 Fax: 604 984 0218 www.alsglobal.com

To: **SILVER RANGE RESOURCES LTD.**
C/O ARCHER, CATHRO & ASSOCIATES (1981) LIMITED
1016-510 W HASTINGS ST
VANCOUVER BC V6B 1L8

Finalized Date: 30-JUL-2012
Account: RANSIL

Project: KEG (Main - Group 1)

CERTIFICATE OF ANALYSIS WH12162407

Sample Description	Method	ME-MS61	ME-MS61	ME-MS61	ME-MS61	ME-MS61	ME-MS61	ME-MS61	ME-MS61	ME-MS61	ME-MS61	ME-MS61	ME-MS61	ME-MS61	ME-MS61	ME-MS61
	Analyte	Cu	Fe	Ga	Ge	Hf	In	K	La	Li	Mg	Mn	Mo	Na	Nb	Ni
	Units	ppm	%	ppm	ppm	ppm	ppm	%	ppm	ppm	%	ppm	ppm	%	ppm	ppm
	LOR	0.2	0.01	0.05	0.05	0.1	0.005	0.01	0.5	0.2	0.01	5	0.05	0.01	0.1	0.2
K286622		173.5	2.44	13.80	0.16	2.0	0.033	2.94	27.3	27.8	1.22	114	6.32	0.38	9.3	45.1
K286623		373	2.76	13.15	0.17	2.1	0.015	2.37	27.1	23.5	1.56	135	40.7	0.25	9.5	66.7
K286624		565	4.29	11.25	0.20	1.7	0.129	1.95	24.2	16.7	2.49	241	14.80	0.22	8.1	62.2
K286625		360	3.60	11.00	0.21	1.5	0.082	1.88	30.2	21.1	1.42	150	79.5	0.20	7.4	95.6
K286626		434	3.44	11.75	0.20	1.8	0.049	1.97	27.1	24.7	2.04	291	11.60	0.18	8.6	73.2
K286627		635	3.75	8.64	0.19	1.6	0.321	0.62	25.5	12.6	2.59	559	16.20	0.17	7.3	65.8
K286628		463	3.53	12.95	0.18	1.9	0.025	2.55	24.4	31.0	1.67	257	8.15	0.19	10.0	64.8
K286629		750	3.30	10.90	0.22	1.6	2.39	1.85	25.1	35.7	2.12	1620	13.60	0.22	9.3	47.5
K286630		578	4.35	12.85	0.21	2.1	0.026	2.61	22.4	26.3	1.92	253	12.75	0.20	11.0	70.8
K286631		508	3.71	13.45	0.21	2.3	0.014	2.63	30.0	26.4	1.81	212	4.30	0.26	12.8	51.7
K286632		538	4.08	15.90	0.22	2.4	0.054	3.11	30.7	32.9	1.74	155	67.2	0.25	11.9	85.2
K286633		449	3.77	16.05	0.22	2.2	0.030	3.49	33.5	38.1	1.62	142	30.5	0.31	12.0	66.1
K286634		450	3.82	16.20	0.23	2.2	0.031	3.39	38.0	38.5	1.73	157	27.3	0.33	12.0	62.8
K286635		413	3.55	16.10	0.13	2.1	0.023	3.50	32.9	51.7	2.01	206	27.6	0.29	10.5	53.3
K286636		240	2.86	15.30	0.14	2.0	0.018	3.92	31.6	46.8	1.31	117	22.3	0.24	9.8	45.1
K286637		395	3.54	13.65	0.16	1.8	0.032	2.62	28.2	44.2	1.62	232	18.00	0.25	9.5	66.1
K286638		664	4.76	13.05	0.15	2.0	0.086	2.54	30.0	28.0	1.88	364	18.15	0.38	9.3	79.0
K286639		4.9	0.47	0.25	0.06	<0.1	<0.005	0.05	0.7	1.5	14.10	190	0.25	0.01	0.3	1.8
K286640		465	3.94	12.45	0.15	1.9	0.035	2.62	31.9	26.8	1.78	369	15.90	0.39	9.6	57.2
K286641		535	4.52	16.25	0.15	2.3	0.045	2.92	34.8	22.6	2.68	887	35.0	0.44	11.4	55.5
K286642		595	3.65	14.40	0.19	2.1	0.030	2.81	29.9	37.4	1.76	301	30.1	0.19	11.1	53.3
K286643		481	3.65	15.50	0.20	2.4	0.036	2.84	35.4	32.9	2.02	445	29.3	0.44	12.0	58.2
K286644		714	4.40	16.45	0.25	2.6	0.060	2.40	38.3	34.5	1.29	113	70.2	0.51	10.0	91.1
K286645		770	3.41	10.80	0.22	1.5	2.35	1.90	24.7	35.7	2.17	1670	13.10	0.23	9.0	46.4
K286646		636	3.87	15.20	0.21	2.4	0.069	2.65	34.7	34.5	1.85	235	39.5	0.36	10.5	73.5
K286647		597	3.45	15.85	0.21	2.4	0.044	3.01	38.4	48.4	1.23	106	58.1	0.35	10.1	78.1
K286648		516	2.94	13.90	0.17	2.4	0.013	3.25	15.5	41.8	1.39	122	35.1	0.35	10.6	60.5
K286649		581	3.71	14.05	0.20	2.2	0.013	2.62	27.4	29.1	1.61	203	31.0	0.48	9.9	77.8
K286650		578	3.68	14.15	0.22	2.3	0.012	2.67	27.1	31.2	1.57	188	31.3	0.48	10.1	78.5
K286651		522	3.23	13.90	0.19	2.2	0.029	2.77	28.7	31.5	0.96	81	25.0	0.41	9.4	60.3
K286652		569	3.60	13.75	0.21	2.3	0.029	2.88	34.7	37.8	1.15	90	34.1	0.34	9.8	58.3
K286653		536	3.23	13.50	0.16	2.0	0.034	2.60	24.7	26.6	1.10	95	12.80	0.28	7.6	47.9
K286654		725	3.61	15.00	0.20	2.0	0.091	2.23	29.9	32.2	1.82	195	8.06	0.30	9.3	48.9
K286655		4.4	0.43	0.45	0.20	<0.1	0.005	0.04	1.3	1.3	12.20	180	0.21	0.01	0.9	1.6
K286656		659	3.27	13.95	0.17	2.1	0.097	2.68	28.1	28.7	0.98	81	29.2	0.32	8.3	57.5
K286657		597	3.52	15.10	0.19	2.2	0.029	2.88	29.9	32.3	1.21	126	37.7	0.37	8.5	72.3

***** See Appendix Page for comments regarding this certificate *****

ALS Canada Ltd.
2103 Dollarton Hwy
North Vancouver BC V7H 0A7
Phone: 604 984 0221 Fax: 604 984 0218 www.alsglobal.com

To: **SILVER RANGE RESOURCES LTD.**
C/O ARCHER, CATHRO & ASSOCIATES (1981) LIMITED
1016-510 W HASTINGS ST
VANCOUVER BC V6B 1L8

Finalized Date: 30-JUL-2012
Account: RANSIL

Project: KEG (Main - Group 1)

CERTIFICATE OF ANALYSIS WH12162407

Sample Description	Method	ME-MS61	ME-MS61	ME-MS61	ME-MS61	ME-MS61	ME-MS61	ME-MS61	ME-MS61	ME-MS61	ME-MS61	ME-MS61	ME-MS61	ME-MS61	ME-MS61	ME-MS61
	Analyte	P	Pb	Rb	Re	S	Sb	Sc	Se	Sn	Sr	Ta	Te	Th	Ti	Tl
	Units	ppm	ppm	ppm	ppm	%	ppm	ppm	ppm	ppm	ppm	ppm	ppm	ppm	%	ppm
	LOR	10	0.5	0.1	0.002	0.01	0.05	0.1	1	0.2	0.2	0.05	0.05	0.2	0.005	0.02
K286622		730	6.5	184.5	0.008	1.08	0.63	11.6	7	2.4	217	0.62	0.13	8.3	0.292	2.02
K286623		1110	6.3	149.0	0.070	1.40	1.13	11.6	10	5.4	289	0.64	0.45	7.8	0.289	1.44
K286624		870	9.6	113.0	0.027	2.34	1.71	9.9	13	7.0	229	0.55	0.53	6.3	0.251	1.18
K286625		2820	8.2	126.0	0.207	1.89	1.57	9.5	11	3.4	193.0	0.51	0.28	5.9	0.225	1.41
K286626		1430	8.9	120.0	0.020	1.77	3.33	11.0	11	5.1	278	0.56	0.18	6.9	0.261	1.22
K286627		1970	7.2	36.3	0.021	1.21	8.29	7.6	12	6.6	76.2	0.48	0.35	5.7	0.209	0.47
K286628		930	8.2	168.0	0.015	1.76	2.09	10.7	9	5.9	246	0.68	0.42	7.3	0.291	1.77
K286629		1080	991	91.4	0.018	1.03	8.22	7.7	27	147.5	204	0.63	0.27	7.2	0.282	0.87
K286630		940	13.2	169.5	0.018	2.41	1.87	10.5	12	7.1	226	0.73	0.32	7.6	0.320	1.73
K286631		770	8.7	181.5	0.008	1.96	1.73	11.0	10	5.9	275	0.87	0.20	9.1	0.365	1.94
K286632		1260	10.1	201	0.066	2.16	1.53	12.1	12	6.2	320	0.80	0.19	9.1	0.347	2.18
K286633		1680	13.7	226	0.033	1.93	2.10	12.6	10	6.1	335	0.80	0.20	9.0	0.347	2.53
K286634		2320	11.9	227	0.030	1.94	1.98	12.8	10	5.6	332	0.80	0.25	9.1	0.343	2.54
K286635		2330	10.1	224	0.026	1.67	2.16	11.6	9	7.3	341	0.74	0.41	8.6	0.360	2.38
K286636		880	10.9	245	0.026	1.23	1.27	11.0	6	5.7	252	0.67	0.13	8.9	0.332	2.52
K286637		970	14.8	172.5	0.023	1.78	1.69	9.5	11	6.2	244	0.65	0.20	7.7	0.312	1.95
K286638		1390	35.0	149.0	0.009	2.57	1.35	9.5	8	4.8	221	0.64	0.29	8.0	0.317	1.94
K286639		220	1.4	2.0	<0.002	0.01	0.05	0.3	<1	0.4	47.5	<0.05	<0.05	<0.2	0.005	0.02
K286640		1530	36.7	143.0	0.014	2.11	3.47	9.7	8	4.9	222	0.66	0.49	8.0	0.318	1.70
K286641		2460	11.4	171.5	0.031	2.40	2.04	11.5	11	9.7	301	0.82	0.28	9.2	0.397	2.03
K286642		2230	8.5	172.0	0.035	2.12	5.91	10.4	11	6.1	287	0.74	0.28	8.6	0.344	2.01
K286643		3050	14.0	181.5	0.039	1.84	2.41	11.8	12	8.2	246	0.83	0.20	9.9	0.360	2.30
K286644		3530	7.5	166.5	0.082	2.29	1.08	12.1	15	5.1	308	0.70	0.23	10.3	0.317	2.00
K286645		1120	995	89.1	0.016	1.05	8.29	7.4	26	145.0	205	0.62	0.24	7.0	0.291	0.87
K286646		2540	6.8	185.0	0.052	1.96	0.90	11.1	12	6.9	224	0.72	0.49	9.6	0.333	2.15
K286647		2660	9.0	197.5	0.084	1.73	2.17	11.4	11	11.2	237	0.70	0.47	9.4	0.316	2.07
K286648		2480	6.4	200	0.075	1.40	0.92	11.0	9	10.9	275	0.73	0.26	9.6	0.335	2.19
K286649		2070	6.7	163.5	0.072	1.82	0.82	10.7	12	5.9	214	0.66	0.18	9.0	0.315	1.90
K286650		2350	6.7	168.5	0.071	1.83	0.81	10.8	13	5.9	226	0.69	0.16	9.1	0.320	1.94
K286651		750	10.3	175.0	0.034	1.56	0.99	10.8	8	9.7	173.0	0.64	0.25	9.1	0.285	1.88
K286652		1150	8.7	196.0	0.025	1.69	2.58	11.6	8	7.6	200	0.65	0.21	9.3	0.296	2.07
K286653		660	7.1	173.5	0.017	1.48	1.96	10.5	9	4.5	210	0.54	0.39	8.0	0.225	1.91
K286654		990	6.1	167.5	0.015	1.67	0.90	10.6	10	8.3	176.0	0.67	0.21	8.1	0.267	1.87
K286655		250	1.3	2.5	<0.002	0.01	<0.05	0.4	1	<0.2	50.2	0.05	<0.05	0.2	0.005	0.02
K286656		910	7.2	173.5	0.039	1.50	1.20	10.6	10	11.5	190.0	0.60	0.63	8.2	0.248	1.81
K286657		1970	7.6	184.0	0.064	1.59	0.75	11.5	13	6.8	234	0.59	0.12	8.2	0.262	1.94

***** See Appendix Page for comments regarding this certificate *****

ALS Canada Ltd.
2103 Dollarton Hwy
North Vancouver BC V7H 0A7
Phone: 604 984 0221 Fax: 604 984 0218 www.alsglobal.com

To: **SILVER RANGE RESOURCES LTD.**
C/O ARCHER, CATHRO & ASSOCIATES (1981) LIMITED
1016-510 W HASTINGS ST
VANCOUVER BC V6B 1L8

Finalized Date: 30-JUL-2012
Account: RANSIL

Project: KEG (Main - Group 1)

CERTIFICATE OF ANALYSIS WH12162407

Sample Description	Method	ME-MS61	ME-MS61	ME-MS61	ME-MS61	ME-MS61	ME-MS61
	Analyte	U	V	W	Y	Zn	Zr
	Units	ppm	ppm	ppm	ppm	ppm	ppm
	LOR	0.1	1	0.1	0.1	2	0.5
K286622		3.7	176	1.7	21.2	132	71.9
K286623		8.9	550	2.0	35.4	48	80.7
K286624		5.5	200	3.5	29.6	183	62.5
K286625		11.1	591	2.3	40.1	355	59.8
K286626		5.9	231	1.7	32.4	138	69.4
K286627		6.9	283	1.4	31.4	563	60.1
K286628		4.7	159	1.6	27.4	84	67.2
K286629		3.5	130	2.7	25.8	3040	50.0
K286630		6.6	175	1.8	27.2	62	75.9
K286631		4.2	111	1.5	29.8	39	75.7
K286632		10.0	564	2.1	30.4	249	91.4
K286633		6.0	351	1.9	31.7	172	81.4
K286634		6.8	329	1.9	36.9	157	79.2
K286635		7.0	395	1.9	30.8	99	77.3
K286636		5.2	294	1.7	22.9	37	74.9
K286637		4.9	233	2.1	26.5	261	72.9
K286638		6.1	180	1.8	28.6	749	72.5
K286639		0.5	3	0.2	0.9	18	0.6
K286640		6.2	139	2.0	30.1	284	70.7
K286641		9.2	329	2.2	34.7	131	79.1
K286642		8.3	382	1.9	26.4	78	71.3
K286643		10.9	414	1.9	29.2	131	81.4
K286644		16.7	687	3.1	31.3	164	92.4
K286645		3.4	137	3.1	25.2	3130	48.8
K286646		10.1	433	2.1	27.7	130	81.5
K286647		11.8	600	3.0	28.2	33	81.0
K286648		9.9	601	3.7	31.0	24	84.6
K286649		8.6	563	2.0	25.6	24	76.8
K286650		9.1	573	2.0	26.1	23	79.0
K286651		7.2	336	3.6	19.4	78	78.8
K286652		9.0	193	6.7	22.5	25	78.7
K286653		5.4	214	2.1	16.8	26	77.1
K286654		4.8	242	1.7	25.2	77	76.6
K286655		0.8	3	0.1	1.2	14	0.5
K286656		8.3	353	6.8	19.4	50	79.5
K286657		9.7	556	3.5	26.2	58	85.1

***** See Appendix Page for comments regarding this certificate *****

ALS Canada Ltd.
2103 Dollarton Hwy
North Vancouver BC V7H 0A7
Phone: 604 984 0221 Fax: 604 984 0218 www.alsglobal.com

To: **SILVER RANGE RESOURCES LTD.**
C/O ARCHER, CATHRO & ASSOCIATES (1981) LIMITED
1016-510 W HASTINGS ST
VANCOUVER BC V6B 1L8

Finalized Date: 30-JUL-2012
Account: RANSIL

Project: KEG (Main - Group 1)

CERTIFICATE OF ANALYSIS WH12162407

Method	CERTIFICATE COMMENTS
ME-MS61	Interference: Ca>10% on ICP-MS As, ICP-AES results shown.
ME-MS61	REE's may not be totally soluble in this method.

ALS Canada Ltd.

2103 Dollarton Hwy
North Vancouver BC V7H 0A7
Phone: 604 984 0221 Fax: 604 984 0218 www.alsglobal.com

To: **SILVER RANGE RESOURCES LTD.**
C/O ARCHER, CATHRO & ASSOCIATES (1981) LIMITED
1016-510 W HASTINGS ST
VANCOUVER BC V6B 1L8

Finalized Date: 1-AUG-2012
Account: RANSIL

CERTIFICATE WH12162408

Project: KEG (Main - Group 1)

P.O. No.: Batch 40

This report is for 36 Drill Core samples submitted to our lab in Whitehorse, YT, Canada on 12-JUL-2012.

The following have access to data associated with this certificate:

MATT DUMALA	JOAN MARIACHER	

SAMPLE PREPARATION

ALS CODE	DESCRIPTION
WEI-21	Received Sample Weight
LOG-22	Sample login - Rcd w/o BarCode
CRU-31	Fine crushing - 70%<2mm
CRU-QC	Crushing QC Test
SPL-21	Split sample - riffle splitter
PUL-QC	Pulverizing QC Test
PUL-31	Pulverize split to 85%<75 um
LOG-22d	Sample login - Rcd w/o BarCode dup
SPL-21d	Split sample - duplicate
PUL-31d	Pulverize Split - duplicate
LOG-23	Pulp Login - Rcvd with Barcode

ANALYTICAL PROCEDURES

ALS CODE	DESCRIPTION	INSTRUMENT
Au-AA24	Au 50g FA AA finish	AAS
ME-OG62	Ore Grade Elements - Four Acid	ICP-AES
Sn-XRF05	Sn-Trace Level XRF Analysis	XRF
ME-MS61	48 element four acid ICP-MS	
Zn-OG62	Ore Grade Zn - Four Acid	VARIABLE

To: **SILVER RANGE RESOURCES LTD.**
ATTN: JOAN MARIACHER
C/O ARCHER, CATHRO & ASSOCIATES (1981) LIMITED
1016-510 W HASTINGS ST
VANCOUVER BC V6B 1L8

This is the Final Report and supersedes any preliminary report with this certificate number. Results apply to samples as submitted. All pages of this report have been checked and approved for release.

***** See Appendix Page for comments regarding this certificate *****

Signature: 

Colin Ramshaw, Vancouver Laboratory Manager

ALS Canada Ltd.
2103 Dollarton Hwy
North Vancouver BC V7H 0A7
Phone: 604 984 0221 Fax: 604 984 0218 www.alsglobal.com

To: **SILVER RANGE RESOURCES LTD.**
C/O ARCHER, CATHRO & ASSOCIATES (1981) LIMITED
1016-510 W HASTINGS ST
VANCOUVER BC V6B 1L8

Finalized Date: 1-AUG-2012
Account: RANSIL

Project: KEG (Main - Group 1)

CERTIFICATE OF ANALYSIS WH12162408

Sample Description	Method	WEI-21	Au-AA24	Sn-XRF05	ME-MS61	ME-MS61	ME-MS61	ME-MS61	ME-MS61	ME-MS61	ME-MS61	ME-MS61	ME-MS61	ME-MS61	ME-MS61	ME-MS61
	Analyte	Recvd Wt.	Au	Sn	Ag	Al	As	Ba	Be	Bi	Ca	Cd	Ce	Co	Cr	Cs
	Units	kg	ppm	ppm	ppm	%	ppm	ppm	ppm	ppm	%	ppm	ppm	ppm	ppm	ppm
	LOR	0.02	0.005	5	0.01	0.01	0.2	10	0.05	0.01	0.01	0.02	0.01	0.1	1	0.05
K286658		8.28	<0.005	9	0.33	5.49	3.1	1290	1.67	8.58	1.90	0.29	54.1	15.5	62	9.63
K286659		8.75	0.016	23	0.46	6.07	4.7	1150	1.79	20.3	3.30	3.06	57.6	20.1	70	8.53
K286660		2.79	0.020	45	0.77	6.35	2.0	1130	1.97	32.1	4.15	5.26	55.6	22.5	69	8.87
K286661		5.60	0.033	52	1.89	4.96	90.5	980	1.35	34.8	2.60	13.70	54.4	24.9	47	5.64
K286662		3.09	<0.005	<5	0.03	0.09	<5	20	0.08	0.11	20.4	0.09	1.36	1.4	<1	0.15
K286663		8.40	0.023	<5	0.37	4.94	231	1240	1.58	10.35	2.09	1.00	51.1	16.1	67	8.96
K286664		8.36	<0.005	9	0.68	5.15	13.5	1250	1.50	5.81	1.66	1.55	48.0	13.9	62	8.87
K286665		7.80	0.010	18	0.53	6.11	207	1200	1.90	17.55	3.68	1.71	58.9	14.4	67	12.85
K286666		7.76	0.023	17	0.73	5.93	1265	1710	1.79	25.7	2.55	0.83	60.8	14.8	68	15.75
K286667		7.28	0.022	26	0.95	4.63	440	1270	1.56	68.2	1.78	0.98	52.9	17.6	49	12.85
K286668		0.20	<0.005	168	14.45	4.29	140.0	1420	1.20	47.3	7.94	55.8	45.4	7.2	64	5.03
K286669		7.73	<0.005	7	0.24	4.50	8.7	1050	1.27	3.83	1.95	3.87	47.3	12.6	51	10.85
K286670		7.81	<0.005	18	0.49	6.07	59.5	1550	2.01	7.92	2.64	0.93	59.0	13.3	68	15.40
K286671		7.40	<0.005	57	1.53	5.52	441	1200	1.83	16.20	3.33	1.33	59.3	13.0	57	11.40
K286672		8.03	0.006	90	1.21	4.39	411	890	2.03	21.9	6.78	58.8	43.0	8.1	80	4.95
K286673		8.63	0.009	58	3.91	4.58	166.5	760	1.77	42.5	7.89	76.9	42.6	7.0	95	7.75
K286674		<0.02	0.006	54	3.82	4.59	87.4	820	1.72	42.0	8.25	61.3	42.9	6.2	91	7.44
K286675		8.66	0.005	88	3.31	4.44	172.0	420	1.93	49.7	9.90	157.0	41.6	6.6	63	2.98
K286676		8.94	0.013	94	8.03	4.63	1185	620	1.83	77.8	7.34	187.5	39.9	7.8	78	4.48
K286677		8.44	0.008	76	2.56	4.18	46.4	610	1.44	82.9	5.88	109.5	36.0	6.0	80	4.64
K286678		8.43	0.016	72	3.49	4.14	224	860	1.19	114.5	5.13	152.5	37.6	7.3	54	5.24
K286679		8.30	0.006	70	12.35	3.77	401	560	1.29	63.4	5.21	198.5	33.2	7.2	53	3.64
K286680		2.32	<0.005	<5	0.03	0.10	8	20	0.05	0.22	21.2	0.39	1.40	1.4	<1	0.19
K286681		8.77	0.009	101	13.40	4.43	744	810	1.57	70.3	5.52	218	46.8	7.9	50	4.49
K286682		7.88	0.029	45	1.56	4.50	105.5	940	1.39	80.9	6.58	92.7	41.7	8.9	49	4.08
K286683		8.18	0.031	56	3.40	4.72	887	1590	1.58	112.0	6.41	48.2	44.0	7.0	59	4.42
K286684		8.10	<0.005	39	1.55	4.79	879	1270	1.64	10.70	6.71	17.75	44.8	6.4	68	4.52
K286685		3.87	<0.005	35	1.16	4.77	817	1290	1.49	7.87	6.59	14.70	45.3	6.2	65	4.49
K286686		8.12	<0.005	61	7.46	4.98	1085	1480	1.70	52.1	7.38	30.6	51.6	6.8	58	4.29
K286687		8.01	<0.005	30	2.72	4.54	549	760	1.44	15.45	5.35	47.9	38.7	6.4	49	4.76
K286688		8.01	<0.005	16	1.30	4.38	521	780	1.32	9.05	8.57	2.40	37.9	5.5	58	4.76
K286689		7.54	<0.005	19	0.66	5.09	358	940	1.63	1.98	5.91	0.57	44.7	6.5	52	6.67
K286690		0.20	0.016	268	21.4	4.09	1145	460	1.19	85.0	8.08	300	40.9	13.9	49	4.47
K286691		8.43	<0.005	18	2.69	5.22	660	970	1.71	13.75	7.11	1.15	48.1	6.7	57	5.40
K286692		7.55	<0.005	15	0.53	5.88	292	1280	2.03	1.22	5.01	0.35	46.2	6.4	53	7.77
K286693		8.20	0.011	9	0.29	6.64	126.0	1010	2.32	0.69	5.21	0.27	61.2	8.7	65	6.85

***** See Appendix Page for comments regarding this certificate *****

ALS Canada Ltd.
2103 Dollarton Hwy
North Vancouver BC V7H 0A7
Phone: 604 984 0221 Fax: 604 984 0218 www.alsglobal.com

To: **SILVER RANGE RESOURCES LTD.**
C/O ARCHER, CATHRO & ASSOCIATES (1981) LIMITED
1016-510 W HASTINGS ST
VANCOUVER BC V6B 1L8

Finalized Date: 1-AUG-2012
Account: RANSIL

Project: KEG (Main - Group 1)

CERTIFICATE OF ANALYSIS WH12162408

Sample Description	Method	ME-MS61	ME-MS61	ME-MS61	ME-MS61	ME-MS61	ME-MS61	ME-MS61	ME-MS61	ME-MS61	ME-MS61	ME-MS61	ME-MS61	ME-MS61	ME-MS61	ME-MS61
	Analyte	Cu	Fe	Ga	Ge	Hf	In	K	La	Li	Mg	Mn	Mo	Na	Nb	Ni
	Units	ppm	%	ppm	ppm	ppm	ppm	%	ppm	ppm	%	ppm	ppm	%	ppm	ppm
	LOR	0.2	0.01	0.05	0.05	0.1	0.005	0.01	0.5	0.2	0.01	5	0.05	0.01	0.1	0.2
K286658		481	3.51	13.50	0.19	2.1	0.013	3.10	28.0	30.7	1.10	104	20.2	0.43	8.4	65.8
K286659		769	4.47	16.05	0.20	2.2	0.127	2.48	30.4	25.2	1.66	227	28.8	0.33	10.9	64.4
K286660		1095	5.09	19.65	0.23	2.1	0.372	2.01	28.7	27.8	2.16	308	45.4	0.25	11.9	57.1
K286661		1430	6.64	13.55	0.25	1.9	0.491	2.59	26.4	27.1	1.79	261	20.7	0.16	10.7	62.9
K286662		6.4	0.41	0.31	0.17	<0.1	<0.005	0.04	0.7	1.2	12.70	176	0.30	0.01	0.5	<0.2
K286663		343	3.00	12.65	0.16	1.8	0.041	2.55	27.1	34.9	1.28	252	18.05	0.34	9.2	50.2
K286664		514	2.95	12.95	0.17	1.9	0.093	2.57	25.7	34.4	1.18	140	45.0	0.41	9.1	65.8
K286665		422	4.27	14.85	0.20	1.8	0.094	2.57	31.7	51.6	2.58	461	1.72	0.30	11.6	42.7
K286666		470	3.48	14.80	0.22	1.9	0.066	2.93	32.2	76.8	1.88	257	8.07	0.23	10.5	43.5
K286667		437	3.13	12.15	0.17	1.7	0.066	2.39	27.8	71.9	1.27	162	18.35	0.09	8.5	52.4
K286668		760	3.36	11.50	0.20	1.5	2.24	1.89	24.4	33.4	2.18	1650	13.40	0.23	9.2	50.8
K286669		252	2.56	11.50	0.16	1.8	0.059	2.14	24.6	72.2	1.09	130	56.4	0.06	8.1	69.2
K286670		391	3.39	15.15	0.21	1.9	0.040	2.80	31.8	101.0	2.13	314	15.75	0.25	10.8	51.0
K286671		560	4.06	14.80	0.21	1.9	0.066	1.57	33.4	104.5	2.78	451	11.45	0.23	11.5	40.2
K286672		520	5.01	13.15	0.21	1.6	4.25	2.44	24.1	76.7	2.75	868	17.20	0.14	9.5	52.2
K286673		850	6.35	14.85	0.20	1.3	6.22	0.83	25.0	24.0	2.50	1420	15.40	0.25	9.1	53.3
K286674		769	6.00	15.05	0.21	1.3	5.02	0.78	24.7	22.8	2.68	1470	14.40	0.26	9.3	52.1
K286675		761	7.49	14.90	0.22	1.2	9.73	0.41	23.9	22.3	2.61	2780	12.55	0.17	9.0	50.8
K286676		890	6.58	15.35	0.29	1.4	12.50	1.57	22.6	23.2	2.58	1390	13.35	0.22	9.3	49.1
K286677		652	5.20	13.00	0.22	1.3	7.06	2.55	19.5	21.7	2.37	790	7.82	0.17	7.8	42.2
K286678		649	4.81	11.10	0.19	1.2	9.96	2.60	20.1	30.8	2.16	714	3.48	0.18	7.9	35.7
K286679		694	5.36	10.60	0.24	1.0	10.75	2.46	17.5	22.0	2.10	1030	4.32	0.18	6.9	34.8
K286680		4.0	0.43	0.32	0.19	<0.1	0.029	0.05	0.7	1.3	13.05	179	0.11	0.01	0.5	<0.2
K286681		752	5.08	11.50	0.21	1.3	13.35	3.42	24.6	33.8	2.31	870	2.98	0.18	8.8	37.4
K286682		619	4.92	12.05	0.21	1.3	6.54	2.31	23.0	20.0	2.62	844	3.66	0.19	8.4	39.5
K286683		379	2.77	11.75	0.14	1.5	3.69	2.01	23.0	23.4	2.49	684	3.69	0.18	9.4	47.9
K286684		272	2.67	12.90	0.13	1.7	1.665	1.68	22.8	26.7	2.47	649	1.34	0.20	9.4	50.6
K286685		283	2.66	12.35	0.12	1.7	1.410	1.80	23.7	27.5	2.41	635	1.28	0.19	9.2	48.6
K286686		492	2.96	12.95	0.17	1.8	3.05	1.79	25.2	37.0	2.89	635	1.98	0.19	10.8	43.7
K286687		381	2.60	11.30	0.14	1.5	5.58	1.43	18.2	31.2	1.83	495	0.76	0.18	8.9	30.9
K286688		154.5	1.88	10.75	0.08	1.5	0.205	1.33	15.5	27.9	4.17	551	0.87	0.17	8.2	29.9
K286689		106.5	1.41	12.85	0.09	1.6	0.075	1.67	20.1	44.5	2.71	362	0.54	0.18	9.2	42.2
K286690		1845	5.66	12.20	0.29	1.1	22.3	1.40	21.8	30.7	2.02	2640	14.55	0.16	8.2	51.6
K286691		152.5	1.78	13.60	0.10	1.6	0.081	1.59	22.0	49.8	3.52	456	0.67	0.19	10.1	39.2
K286692		103.0	1.40	14.70	0.14	1.9	0.042	2.23	19.4	49.0	2.09	245	0.72	0.21	11.0	36.2
K286693		97.0	1.98	16.85	0.21	2.1	0.031	2.71	25.0	43.4	2.60	203	0.75	0.22	12.8	43.6

***** See Appendix Page for comments regarding this certificate *****

ALS Canada Ltd.
2103 Dollarton Hwy
North Vancouver BC V7H 0A7
Phone: 604 984 0221 Fax: 604 984 0218 www.alsglobal.com

To: **SILVER RANGE RESOURCES LTD.**
C/O ARCHER, CATHRO & ASSOCIATES (1981) LIMITED
1016-510 W HASTINGS ST
VANCOUVER BC V6B 1L8

Finalized Date: 1-AUG-2012
Account: RANSIL

Project: KEG (Main - Group 1)

CERTIFICATE OF ANALYSIS WH12162408

Sample Description	Method	ME-MS61	ME-MS61	ME-MS61	ME-MS61	ME-MS61	ME-MS61	ME-MS61	ME-MS61	ME-MS61	ME-MS61	ME-MS61	ME-MS61	ME-MS61	ME-MS61	ME-MS61
	Analyte	P	Pb	Rb	Re	S	Sb	Sc	Se	Sn	Sr	Ta	Te	Th	Ti	Tl
	Units	ppm	ppm	ppm	ppm	%	ppm	ppm	ppm	ppm	ppm	ppm	ppm	ppm	%	ppm
	LOR	10	0.5	0.1	0.002	0.01	0.05	0.1	1	0.2	0.2	0.05	0.05	0.2	0.005	0.02
K286658		1320	8.7	193.5	0.031	1.59	0.71	10.9	10	4.7	243	0.60	0.14	8.7	0.271	2.15
K286659		1880	6.5	177.5	0.043	2.11	0.43	12.0	15	18.3	306	0.76	0.31	8.8	0.331	1.86
K286660		1940	5.8	164.5	0.047	2.38	0.67	12.1	17	35.7	306	0.79	0.54	8.9	0.350	1.57
K286661		1300	16.2	145.5	0.012	3.15	6.64	10.3	20	39.9	194.0	0.70	0.32	8.1	0.307	1.48
K286662		250	1.4	1.7	<0.002	0.01	0.05	0.3	1	0.2	48.3	<0.05	<0.05	<0.2	<0.005	<0.02
K286663		1140	8.7	166.5	0.023	1.46	657	9.8	9	5.6	153.5	0.64	0.28	7.7	0.289	1.74
K286664		1090	7.9	171.0	0.052	1.32	1.24	10.0	10	7.3	150.5	0.66	0.09	8.1	0.287	1.87
K286665		1760	8.7	186.0	0.007	1.73	4.20	12.0	10	10.5	179.5	0.80	0.14	9.0	0.362	2.17
K286666		2050	11.0	223	0.013	1.45	4.87	11.6	11	13.2	146.0	0.75	0.24	9.1	0.332	2.48
K286667		1000	13.7	172.0	0.016	1.47	7.91	9.2	9	23.7	93.9	0.62	0.35	7.4	0.264	1.92
K286668		1110	964	92.2	0.017	1.02	7.59	8.6	30	132.5	205	0.64	0.20	7.0	0.290	0.92
K286669		1880	7.8	155.0	0.124	1.07	5.56	8.6	12	6.5	53.5	0.61	<0.05	7.0	0.262	1.75
K286670		1750	11.8	217	0.024	1.47	3.52	12.1	10	14.7	135.0	0.73	0.06	9.0	0.326	2.41
K286671		1450	49.2	150.5	0.010	1.76	3.32	11.2	13	52.1	151.0	0.80	0.07	9.0	0.354	1.63
K286672		1710	36.8	131.5	0.020	2.29	4.35	9.1	21	73.9	192.0	0.66	0.06	7.0	0.300	1.15
K286673		1830	132.5	42.7	0.021	2.93	2.79	9.2	23	45.0	172.5	0.61	0.06	6.6	0.295	0.38
K286674		1910	138.5	40.0	0.021	2.64	3.10	9.6	20	44.3	171.0	0.61	0.06	6.8	0.295	0.36
K286675		2050	95.9	22.2	0.015	3.31	4.31	9.5	22	65.1	190.5	0.59	0.05	7.3	0.283	0.18
K286676		1790	664	82.4	0.016	3.55	2.90	9.6	42	66.1	146.0	0.62	0.12	6.8	0.299	0.76
K286677		1270	163.5	128.5	0.013	2.76	4.05	8.5	32	53.3	125.5	0.54	0.17	5.7	0.252	1.06
K286678		780	134.0	135.0	0.007	2.63	9.25	7.9	29	40.5	136.0	0.51	0.27	5.7	0.256	1.24
K286679		910	1580	120.0	0.010	3.13	4.03	7.4	45	42.0	117.5	0.47	0.08	5.3	0.226	1.12
K286680		220	3.2	2.0	<0.002	0.02	<0.05	0.3	1	0.2	50.4	<0.05	<0.05	0.2	<0.005	<0.02
K286681		860	2210	161.5	0.008	3.05	3.75	7.7	34	55.4	137.5	0.62	0.12	6.3	0.288	1.51
K286682		680	28.7	108.0	0.011	2.55	3.93	8.5	28	32.2	143.5	0.58	0.18	6.2	0.275	0.91
K286683		670	100.5	102.5	0.012	1.17	3.72	9.8	16	31.8	174.5	0.65	0.40	6.9	0.298	0.84
K286684		640	66.2	88.4	0.008	1.08	2.62	10.7	12	27.4	184.5	0.65	0.05	7.4	0.302	0.74
K286685		660	48.5	91.8	0.007	1.03	2.86	10.3	11	27.2	179.5	0.65	0.05	7.5	0.306	0.76
K286686		820	282	94.1	0.010	1.33	4.40	10.4	19	40.4	218	0.75	0.15	8.4	0.333	0.83
K286687		510	75.7	78.4	0.004	1.21	2.34	7.5	12	23.3	187.5	0.65	0.05	6.5	0.289	0.65
K286688		620	44.3	65.3	0.005	0.59	1.56	8.7	8	13.7	193.0	0.59	<0.05	6.2	0.267	0.55
K286689		580	26.7	109.5	0.003	0.44	1.80	10.4	6	14.7	236	0.70	<0.05	7.3	0.287	0.86
K286690		850	1460	71.3	0.018	2.90	8.53	7.5	60	224	165.0	0.56	0.44	6.0	0.254	0.61
K286691		660	109.5	103.5	0.006	0.64	2.20	10.9	9	15.7	252	0.74	0.06	8.0	0.320	0.89
K286692		530	21.8	133.5	0.006	0.44	2.10	11.3	7	17.6	253	0.83	<0.05	8.7	0.339	1.10
K286693		640	10.4	156.0	0.004	0.93	1.29	13.9	14	8.1	268	0.96	0.07	10.1	0.397	1.26

***** See Appendix Page for comments regarding this certificate *****

ALS Canada Ltd.
2103 Dollarton Hwy
North Vancouver BC V7H 0A7
Phone: 604 984 0221 Fax: 604 984 0218 www.alsglobal.com

To: **SILVER RANGE RESOURCES LTD.**
C/ O ARCHER, CATHRO & ASSOCIATES (1981) LIMITED
1016- 510 W HASTINGS ST
VANCOUVER BC V6B 1L8

Finalized Date: 1- AUG- 2012
Account: RANSIL

Project: KEG (Main - Group 1)

CERTIFICATE OF ANALYSIS WH12162408

Sample Description	Method	ME-MS61	ME-MS61	ME-MS61	ME-MS61	ME-MS61	ME-MS61	Zn-OG62
	Analyte	U	V	W	Y	Zn	Zr	Zn
	Units	ppm	ppm	ppm	ppm	ppm	ppm	%
	LOR	0.1	1	0.1	0.1	2	0.5	0.001
K286658		8.1	348	2.4	25.6	38	78.7	
K286659		8.7	421	9.3	31.0	185	81.2	
K286660		9.2	441	10.2	32.2	279	81.0	
K286661		6.8	207	14.8	31.5	600	76.4	
K286662		0.6	3	0.1	1.0	19	<0.5	
K286663		5.0	266	2.3	24.4	88	67.6	
K286664		8.1	466	2.2	21.2	110	70.5	
K286665		3.4	197	3.5	30.5	129	65.8	
K286666		4.7	256	3.8	27.4	79	69.3	
K286667		6.4	207	2.4	25.0	72	66.8	
K286668		3.7	139	2.7	28.3	3160	53.2	
K286669		10.1	534	2.2	21.9	275	65.4	
K286670		5.7	289	2.9	28.3	87	70.9	
K286671		3.9	186	8.1	31.2	101	67.6	
K286672		4.7	294	35.6	30.1	3020	60.2	
K286673		4.7	243	63.2	32.0	3860	51.4	
K286674		4.7	229	45.0	31.5	3060	51.6	
K286675		5.2	209	45.6	32.0	7860	45.9	
K286676		4.5	221	27.7	32.0	8840	54.1	
K286677		3.5	147	13.1	25.0	5440	48.4	
K286678		2.6	95	5.9	22.5	8050	45.3	
K286679		2.8	94	4.8	21.9	9960	39.7	
K286680		0.5	3	0.1	1.0	40	0.5	
K286681		3.0	89	13.5	26.6	>10000	47.7	1.125
K286682		2.8	92	5.7	23.9	4580	48.5	
K286683		3.0	105	2.9	25.7	2400	57.3	
K286684		3.0	82	7.9	28.1	894	63.7	
K286685		3.0	83	2.8	28.1	774	63.0	
K286686		3.0	78	4.4	28.6	1520	67.0	
K286687		2.2	49	13.0	22.1	2330	50.9	
K286688		2.0	60	6.7	22.7	145	49.5	
K286689		2.1	61	1.4	22.4	51	54.4	
K286690		3.3	105	5.0	21.9	>10000	39.5	1.405
K286691		2.4	65	1.8	25.3	79	60.2	
K286692		2.5	64	1.2	22.0	35	64.7	
K286693		2.7	80	1.3	26.8	33	78.0	

***** See Appendix Page for comments regarding this certificate *****

ALS Canada Ltd.
2103 Dollarton Hwy
North Vancouver BC V7H 0A7
Phone: 604 984 0221 Fax: 604 984 0218 www.alsglobal.com

To: **SILVER RANGE RESOURCES LTD.**
C/O ARCHER, CATHRO & ASSOCIATES (1981) LIMITED
1016- 510 W HASTINGS ST
VANCOUVER BC V6B 1L8

Page: Appendix 1
Total # Appendix Pages: 1
Finalized Date: 1- AUG- 2012
Account: RANSIL

Project: KEG (Main - Group 1)

CERTIFICATE OF ANALYSIS WH12162408

Method	CERTIFICATE COMMENTS
ME- MS61	Interference: Ca> 10% on ICP- MS As, ICP- AES results shown.
ME- MS61	REE's may not be totally soluble in this method.

ALS Canada Ltd.
2103 Dollarton Hwy
North Vancouver BC V7H 0A7
Phone: 604 984 0221 Fax: 604 984 0218 www.alsglobal.com

To: **SILVER RANGE RESOURCES LTD.**
C/O ARCHER, CATHRO & ASSOCIATES (1981) LIMITED
1016-510 W HASTINGS ST
VANCOUVER BC V6B 1L8

Finalized Date: 1-AUG-2012
Account: RANSIL

CERTIFICATE WH12162409

Project: KEG (Main - Group 1)

P.O. No.: Batch 41

This report is for 36 Drill Core samples submitted to our lab in Whitehorse, YT, Canada on 12-JUL-2012.

The following have access to data associated with this certificate:

MATT DUMALA	JOAN MARIACHER	

SAMPLE PREPARATION

ALS CODE	DESCRIPTION
WEI-21	Received Sample Weight
LOG-22	Sample login - Rcd w/o BarCode
CRU-31	Fine crushing - 70%<2mm
CRU-QC	Crushing QC Test
SPL-21	Split sample - riffle splitter
PUL-31	Pulverize split to 85%<75 um
LOG-22d	Sample login - Rcd w/o BarCode dup
SPL-21d	Split sample - duplicate
PUL-31d	Pulverize Split - duplicate
LOG-23	Pulp Login - Rcvd with Barcode

ANALYTICAL PROCEDURES

ALS CODE	DESCRIPTION	INSTRUMENT
Au-AA24	Au 50g FA AA finish	AAS
ME-OG62	Ore Grade Elements - Four Acid	ICP-AES
Sn-XRF05	Sn-Trace Level XRF Analysis	XRF
ME-MS61	48 element four acid ICP-MS	
Pb-OG62	Ore Grade Pb - Four Acid	VARIABLE
Zn-OG62	Ore Grade Zn - Four Acid	VARIABLE

To: **SILVER RANGE RESOURCES LTD.**
ATTN: JOAN MARIACHER
C/O ARCHER, CATHRO & ASSOCIATES (1981) LIMITED
1016-510 W HASTINGS ST
VANCOUVER BC V6B 1L8

This is the Final Report and supersedes any preliminary report with this certificate number. Results apply to samples as submitted. All pages of this report have been checked and approved for release.

***** See Appendix Page for comments regarding this certificate *****

Signature:

Colin Ramshaw, Vancouver Laboratory Manager

ALS Canada Ltd.
2103 Dollarton Hwy
North Vancouver BC V7H 0A7
Phone: 604 984 0221 Fax: 604 984 0218 www.alsglobal.com

To: **SILVER RANGE RESOURCES LTD.**
C/O ARCHER, CATHRO & ASSOCIATES (1981) LIMITED
1016-510 W HASTINGS ST
VANCOUVER BC V6B 1L8

Finalized Date: 1-AUG-2012
Account: RANSIL

Project: KEG (Main - Group 1)

CERTIFICATE OF ANALYSIS WH12162409

Sample Description	Method	WEI-21	Au-AA24	Sn-XRF05	ME-MS61	ME-MS61	ME-MS61	ME-MS61	ME-MS61	ME-MS61	ME-MS61	ME-MS61	ME-MS61	ME-MS61	ME-MS61	ME-MS61
	Analyte	Recvd Wt.	Au	Sn	Ag	Al	As	Ba	Be	Bi	Ca	Cd	Ce	Co	Cr	Cs
	Units	kg	ppm	ppm	ppm	%	ppm	ppm	ppm	ppm	%	ppm	ppm	ppm	ppm	ppm
	LOR	0.02	0.005	5	0.01	0.01	0.2	10	0.05	0.01	0.01	0.02	0.01	0.1	1	0.05
K284700		6.38	0.006	33	0.82	5.49	18.4	570	1.77	4.39	6.33	42.8	53.7	11.0	82	7.34
K284701		7.40	<0.005	65	4.07	5.33	6.7	1030	1.52	27.0	7.22	42.8	53.4	7.9	76	5.37
K284702		8.27	<0.005	122	16.05	4.67	6.3	650	1.37	38.6	8.53	58.9	46.0	7.5	61	4.97
K284703		3.51	<0.005	<5	0.03	0.08	<5	20	0.07	0.14	20.9	0.18	1.23	1.5	1	0.16
K284704		8.13	<0.005	131	1.70	5.06	72	1230	1.91	2.10	10.75	12.80	47.6	8.5	72	6.77
K284705		8.48	<0.005	94	1.64	4.69	81	1030	1.32	2.59	12.05	3.41	43.7	7.2	66	3.24
K284706		3.78	<0.005	55	1.69	5.17	59.1	1040	1.53	2.55	9.02	9.99	45.0	8.5	76	4.67
K284707		8.16	<0.005	44	1.11	4.70	38.2	530	1.51	1.88	8.73	2.43	53.9	8.1	50	4.69
K284708		<0.02	<0.005	42	1.21	4.87	40.6	710	1.44	2.06	8.87	2.56	55.4	8.7	52	4.92
K284709		8.26	<0.005	35	1.35	4.36	37.9	650	1.25	2.32	9.15	6.75	38.5	7.5	63	3.66
K284710		8.59	<0.005	24	0.72	4.30	30.8	740	1.18	1.07	7.59	2.41	39.3	7.8	61	4.17
K284711		8.36	<0.005	10	0.32	4.66	17.6	670	1.27	0.36	5.35	0.51	42.2	7.3	68	4.63
K284712		3.45	<0.005	12	0.46	4.71	18.1	670	1.30	0.68	5.76	1.32	43.9	7.5	63	4.39
K284713		8.00	<0.005	83	0.69	5.51	21.9	950	1.25	1.12	6.06	3.37	49.6	7.3	46	4.60
K284714		7.77	<0.005	34	1.22	6.07	16.9	1340	1.73	2.82	5.27	2.17	66.6	8.4	71	7.64
K284715		8.57	<0.005	619	6.59	4.14	2410	830	0.93	12.20	10.10	25.2	38.1	8.2	55	2.07
K284716		7.75	<0.005	868	30.3	4.32	78	270	0.93	66.5	12.80	41.5	43.2	7.3	56	1.23
K284717		2.90	<0.005	<5	0.11	0.09	5	70	0.07	0.23	21.2	0.25	1.43	1.6	1	0.19
K284718		4.52	<0.005	387	17.95	4.35	82.8	680	1.32	36.5	9.39	67.0	42.3	7.0	56	3.24
K284719		3.36	<0.005	401	55.0	5.21	135.5	890	1.33	92.2	8.95	271	40.8	16.0	71	7.64
K284720		8.75	<0.005	307	9.21	4.56	44.0	830	1.31	24.7	9.43	18.25	43.1	6.3	48	6.95
K284721		4.08	<0.005	281	8.16	4.16	307	1040	1.19	19.00	9.16	28.2	37.6	7.0	44	4.10
K284722		0.27	<0.005	171	13.25	4.42	147.0	1530	1.24	46.7	7.80	58.5	45.5	7.7	64	5.51
K284723		3.78	<0.005	465	32.3	4.22	29	670	0.89	82.4	10.05	47.7	34.5	6.7	45	3.25
K284724		5.18	<0.005	536	37.3	3.51	41	410	1.28	91.4	11.75	57.5	31.8	5.9	34	1.61
K284725		8.25	<0.005	311	20.8	3.90	49	1130	1.18	51.4	10.35	24.0	39.8	6.5	39	5.77
K284726		6.78	<0.005	266	14.35	4.13	236	1670	1.10	34.6	8.96	45.6	43.7	7.7	47	3.91
K284727		6.39	<0.005	677	48.3	3.86	572	290	0.77	119.5	9.88	53.2	32.2	4.5	41	3.24
K284728		8.14	<0.005	458	25.9	3.30	47	390	0.94	63.0	14.70	58.8	30.5	4.0	28	2.10
K284729		7.07	0.012	566	11.85	3.32	529	430	0.98	25.5	15.35	29.4	30.9	4.7	31	3.01
K284730		8.46	<0.005	342	3.51	4.27	49	970	1.16	7.36	11.00	18.60	40.0	5.4	39	2.87
K284731		0.27	0.013	272	23.3	4.05	979	670	1.02	83.1	8.20	300	43.6	12.8	58	4.37
K284732		8.47	<0.005	113	5.75	4.88	115.5	860	1.22	11.80	6.87	56.1	53.5	6.9	55	4.64
K284733		7.02	<0.005	209	0.90	3.59	84	450	1.03	1.37	12.60	5.16	42.3	4.3	33	5.61
K284734		6.12	<0.005	136	2.54	3.30	96	360	1.03	4.24	17.50	16.90	34.2	4.0	31	9.21
K284735		5.16	0.088	213	20.1	2.71	257	260	0.66	202	9.32	407	29.6	9.6	27	3.62

***** See Appendix Page for comments regarding this certificate *****

ALS Canada Ltd.
2103 Dollarton Hwy
North Vancouver BC V7H 0A7
Phone: 604 984 0221 Fax: 604 984 0218 www.alsglobal.com

To: **SILVER RANGE RESOURCES LTD.**
C/O ARCHER, CATHRO & ASSOCIATES (1981) LIMITED
1016-510 W HASTINGS ST
VANCOUVER BC V6B 1L8

Finalized Date: 1-AUG-2012
Account: RANSIL

Project: KEG (Main - Group 1)

CERTIFICATE OF ANALYSIS WH12162409

Sample Description	Method	ME-MS61	ME-MS61	ME-MS61	ME-MS61	ME-MS61	ME-MS61	ME-MS61	ME-MS61	ME-MS61	ME-MS61	ME-MS61	ME-MS61	ME-MS61	ME-MS61	ME-MS61
	Analyte	Cu	Fe	Ga	Ge	Hf	In	K	La	Li	Mg	Mn	Mo	Na	Nb	Ni
	Units	ppm	%	ppm	ppm	ppm	ppm	%	ppm	ppm	%	ppm	ppm	%	ppm	ppm
	LOR	0.2	0.01	0.05	0.05	0.1	0.005	0.01	0.5	0.2	0.01	5	0.05	0.01	0.1	0.2
K284700		181.5	2.71	15.65	0.18	2.0	1.250	2.31	29.2	21.1	2.64	682	6.96	0.39	10.0	74.0
K284701		275	3.16	14.60	0.16	1.9	1.285	1.94	29.8	27.9	2.40	931	8.25	0.36	10.3	47.9
K284702		476	3.33	13.40	0.27	1.7	1.130	1.38	26.4	23.8	2.75	2530	4.53	0.30	8.9	41.5
K284703		3.4	0.42	0.36	0.23	<0.1	0.006	0.03	0.6	1.2	12.55	192	0.10	<0.01	0.4	0.6
K284704		284	2.24	12.55	0.15	1.8	0.160	2.28	26.6	29.9	2.27	1360	56.7	0.27	9.3	78.2
K284705		91.2	1.89	11.65	0.11	1.7	0.073	2.21	24.6	29.4	1.90	870	22.4	0.21	8.8	55.3
K284706		212	2.10	12.65	0.13	1.9	0.155	2.57	24.6	27.4	1.88	658	16.60	0.33	9.7	58.4
K284707		104.0	2.29	13.80	0.12	1.6	0.073	1.89	27.7	37.3	3.08	896	6.46	0.32	8.4	44.5
K284708		102.5	2.36	14.15	0.14	1.6	0.070	1.94	28.9	37.5	3.15	917	6.51	0.33	8.8	46.2
K284709		140.0	1.85	11.70	0.13	1.5	0.139	2.07	21.4	24.4	2.11	509	7.09	0.27	7.8	46.0
K284710		90.8	1.94	10.80	0.11	1.5	0.046	2.22	21.5	17.3	2.39	478	5.67	0.32	7.7	50.8
K284711		79.2	1.87	11.65	0.13	1.6	0.030	2.56	21.8	16.6	2.15	362	3.80	0.48	8.4	47.4
K284712		86.3	1.93	11.70	0.14	1.5	0.041	2.42	22.8	16.4	2.23	384	4.10	0.47	8.4	49.2
K284713		119.5	2.29	13.05	0.16	1.7	0.076	2.50	24.4	33.7	2.15	998	1.92	0.38	10.2	38.7
K284714		161.0	2.33	15.65	0.20	2.1	0.097	2.63	34.6	40.5	2.13	499	2.91	0.26	11.2	53.4
K284715		304	2.54	11.60	0.17	1.5	0.560	0.94	21.9	69.5	2.03	3650	18.75	0.06	7.7	54.5
K284716		69.2	3.11	14.50	0.35	1.6	0.470	0.27	25.2	50.5	2.16	4460	22.8	0.07	8.8	60.0
K284717		4.3	0.44	0.37	0.21	<0.1	0.007	0.03	0.7	1.6	12.70	214	0.26	0.01	0.4	1.1
K284718		140.5	2.84	12.30	0.29	1.4	0.813	1.35	23.9	64.1	2.41	3170	6.68	0.17	7.7	49.1
K284719		4630	3.15	12.35	0.72	1.4	4.56	1.14	22.4	48.9	1.20	1970	18.65	0.12	8.1	62.7
K284720		210	2.31	11.80	0.15	1.5	0.339	1.19	23.2	71.7	1.84	2280	13.70	0.16	8.3	42.2
K284721		353	2.17	10.95	0.17	1.2	0.507	1.61	19.8	54.2	2.01	2200	6.36	0.10	7.1	39.3
K284722		753	3.29	12.40	0.18	1.4	2.34	1.85	24.0	39.2	2.11	1710	13.25	0.23	8.9	52.4
K284723		61.9	2.68	12.70	0.23	1.3	0.649	1.09	20.8	68.4	2.40	3130	2.17	0.06	6.6	40.0
K284724		51.6	2.26	10.85	0.21	1.0	0.750	0.61	18.9	82.7	2.37	3610	1.69	0.03	5.7	35.1
K284725		102.0	2.48	10.50	0.20	1.3	0.224	1.49	22.2	55.0	2.57	2300	1.79	0.20	7.1	47.0
K284726		400	2.17	10.55	0.16	1.4	0.538	2.12	24.2	62.3	2.65	1940	1.74	0.17	8.0	54.3
K284727		303	3.24	14.70	0.33	1.1	0.481	0.60	19.1	73.7	2.05	3350	2.21	0.02	6.6	38.7
K284728		247	2.70	13.25	0.24	1.1	0.533	0.68	17.6	47.7	1.98	3830	2.25	0.04	6.2	28.9
K284729		134.0	1.92	9.60	0.17	1.2	0.427	0.92	17.1	69.1	1.75	2730	1.94	0.11	6.4	33.6
K284730		110.0	2.32	11.90	0.11	1.4	0.298	1.64	21.4	63.4	2.43	2310	2.13	0.12	8.2	33.0
K284731		1855	5.83	12.25	0.27	1.3	20.8	1.43	23.4	28.4	2.08	2650	17.00	0.17	8.2	51.0
K284732		204	2.29	11.05	0.16	1.6	1.260	2.07	27.0	62.9	2.26	1360	1.65	0.26	9.2	39.5
K284733		80.8	1.88	9.49	0.09	1.3	0.172	1.02	22.1	39.5	2.26	1690	1.57	0.09	7.3	26.7
K284734		256	1.44	9.04	0.10	1.1	0.386	0.75	18.5	24.3	1.85	1320	2.19	0.07	5.8	23.8
K284735		4480	6.68	8.58	0.33	0.9	14.45	0.68	15.0	32.4	1.51	1220	1.25	0.12	5.4	20.2

***** See Appendix Page for comments regarding this certificate *****

ALS Canada Ltd.
2103 Dollarton Hwy
North Vancouver BC V7H 0A7
Phone: 604 984 0221 Fax: 604 984 0218 www.alsglobal.com

To: **SILVER RANGE RESOURCES LTD.**
C/O ARCHER, CATHRO & ASSOCIATES (1981) LIMITED
1016-510 W HASTINGS ST
VANCOUVER BC V6B 1L8

Finalized Date: 1-AUG-2012
Account: RANSIL

Project: KEG (Main - Group 1)

CERTIFICATE OF ANALYSIS WH12162409

Sample Description	Method	ME-MS61	ME-MS61	ME-MS61	ME-MS61	ME-MS61	ME-MS61	ME-MS61	ME-MS61	ME-MS61	ME-MS61	ME-MS61	ME-MS61	ME-MS61	ME-MS61	ME-MS61
	Analyte	P	Pb	Rb	Re	S	Sb	Sc	Se	Sn	Sr	Ta	Te	Th	Ti	Tl
	Units	ppm	ppm	ppm	ppm	%	ppm	ppm	ppm	ppm	ppm	ppm	ppm	ppm	%	ppm
	LOR	10	0.5	0.1	0.002	0.01	0.05	0.1	1	0.2	0.2	0.05	0.05	0.2	0.005	0.02
K284700		1490	43.8	116.5	0.014	1.41	4.11	11.9	20	31.9	243	0.72	0.05	8.2	0.316	1.13
K284701		2100	349	96.8	0.012	1.56	8.40	10.7	24	62.7	282	0.73	0.07	8.0	0.331	0.88
K284702		2160	2630	71.0	0.009	1.36	4.07	9.3	61	117.5	233	0.62	0.12	7.0	0.289	0.81
K284703		190	5.1	1.5	<0.002	0.01	<0.05	0.3	1	0.3	47.8	<0.05	<0.05	0.2	<0.005	<0.02
K284704		2370	288	112.5	0.064	0.56	6.49	10.4	14	127.0	326	0.68	<0.05	7.5	0.298	0.99
K284705		2060	418	110.0	0.022	0.43	7.41	8.8	14	94.4	231	0.62	<0.05	6.8	0.279	0.99
K284706		1530	294	129.5	0.020	0.67	8.29	10.1	18	59.4	291	0.70	0.05	7.4	0.313	1.14
K284707		1160	221	97.5	0.011	0.56	10.20	9.1	12	43.6	231	0.60	<0.05	6.7	0.271	0.90
K284708		1180	238	99.9	0.010	0.58	10.70	9.2	13	45.2	235	0.62	<0.05	7.0	0.277	0.92
K284709		1290	214	105.0	0.012	0.57	7.68	8.5	16	32.6	246	0.56	0.05	6.0	0.245	0.93
K284710		1120	85.8	107.0	0.010	0.66	7.75	8.6	16	22.7	246	0.54	<0.05	5.9	0.247	0.96
K284711		740	15.6	121.5	0.009	0.83	5.20	9.0	15	8.6	232	0.61	<0.05	6.6	0.274	1.13
K284712		880	26.6	116.0	0.010	0.86	5.89	9.0	16	9.9	242	0.60	<0.05	6.5	0.273	1.07
K284713		610	98.8	120.0	0.006	1.04	7.72	9.5	14	87.7	256	0.74	<0.05	8.1	0.328	1.07
K284714		670	84.9	140.5	0.011	1.30	8.06	11.8	17	34.5	372	0.81	0.05	9.2	0.358	1.31
K284715		1970	1655	51.5	0.016	0.44	14.90	7.7	35	>500	108.5	0.55	0.11	6.0	0.249	0.48
K284716		2050	4810	15.6	0.032	0.57	9.83	9.6	81	>500	95.3	0.59	0.22	6.8	0.266	0.38
K284717		220	18.4	1.5	<0.002	0.02	0.10	0.4	1	2.7	48.2	<0.05	<0.05	<0.2	<0.005	<0.02
K284718		1660	3730	68.0	0.015	0.82	9.38	8.3	70	368	211	0.57	0.12	6.1	0.255	0.70
K284719		1440	>10000	58.4	0.025	2.85	16.90	8.3	205	385	748	0.59	0.34	6.2	0.264	0.72
K284720		1340	1860	69.6	0.019	0.51	7.61	8.0	33	297	380	0.60	0.14	6.3	0.274	0.60
K284721		1150	1510	85.7	0.014	0.45	8.72	7.6	40	271	172.0	0.51	0.08	5.5	0.227	0.82
K284722		1110	994	97.2	0.017	1.06	8.16	8.9	28	146.5	212	0.64	0.23	6.8	0.281	0.87
K284723		1360	4960	58.8	0.008	0.37	18.65	7.7	56	393	279	0.47	0.15	5.2	0.212	0.69
K284724		890	5440	31.9	0.004	0.25	14.70	6.5	53	470	115.5	0.39	0.14	4.5	0.185	0.50
K284725		910	3400	85.2	0.010	0.52	12.75	8.2	41	241	216	0.51	0.09	5.8	0.226	0.87
K284726		940	2320	115.5	0.010	0.55	12.30	8.5	31	228	192.0	0.56	0.07	6.2	0.263	1.06
K284727		880	7320	46.1	0.010	1.03	38.6	7.1	86	>500	51.7	0.47	0.15	5.1	0.210	0.78
K284728		910	4490	46.2	0.011	0.69	8.16	6.0	56	402	102.5	0.44	0.08	5.1	0.199	0.61
K284729		890	3140	64.0	0.010	0.44	138.5	6.3	42	342	151.0	0.45	0.07	5.0	0.201	0.48
K284730		830	838	85.8	0.009	0.31	6.75	8.1	18	303	178.5	0.59	<0.05	6.6	0.266	0.78
K284731		840	1470	70.1	0.019	2.77	8.30	7.2	58	219	162.0	0.58	0.49	6.4	0.263	0.67
K284732		860	810	105.0	0.008	0.75	5.94	9.0	20	103.5	239	0.70	0.07	8.3	0.309	1.03
K284733		720	160.5	50.8	0.008	0.20	6.42	6.7	7	194.0	140.5	0.54	<0.05	6.2	0.239	0.42
K284734		700	438	38.8	0.007	0.18	5.54	5.8	13	131.0	121.5	0.42	<0.05	4.8	0.184	0.32
K284735		520	614	38.5	0.006	5.13	18.15	4.8	72	152.5	133.5	0.41	0.93	4.5	0.183	0.46

***** See Appendix Page for comments regarding this certificate *****

ALS Canada Ltd.
2103 Dollarton Hwy
North Vancouver BC V7H 0A7
Phone: 604 984 0221 Fax: 604 984 0218 www.alsglobal.com

To: **SILVER RANGE RESOURCES LTD.**
C/O ARCHER, CATHRO & ASSOCIATES (1981) LIMITED
1016-510 W HASTINGS ST
VANCOUVER BC V6B 1L8

Finalized Date: 1-AUG-2012
Account: RANSIL

Project: KEG (Main - Group 1)

CERTIFICATE OF ANALYSIS WH12162409

Sample Description	Method	ME-MS61	ME-MS61	ME-MS61	ME-MS61	ME-MS61	ME-MS61	Pb-OG62	Zn-OG62
	Analyte	U	V	W	Y	Zn	Zr	Pb	Zn
	Units	ppm	ppm	ppm	ppm	ppm	ppm	%	%
	LOR	0.1	1	0.1	0.1	2	0.5	0.001	0.001
K284700		3.9	149	1.2	32.5	2430	77.0		
K284701		3.8	147	5.3	34.0	2480	70.5		
K284702		3.5	117	2.2	30.5	3840	61.1		
K284703		1.5	4	0.1	0.9	25	<0.5		
K284704		8.1	534	2.1	31.9	870	67.1		
K284705		5.5	234	2.0	27.9	258	62.4		
K284706		4.2	252	1.7	27.1	647	66.6		
K284707		3.3	117	1.2	25.5	201	56.2		
K284708		3.3	119	1.2	26.3	212	58.4		
K284709		3.3	120	1.6	22.5	469	55.0		
K284710		3.1	119	1.1	22.5	178	54.6		
K284711		2.9	106	0.9	22.3	52	57.0		
K284712		3.2	114	0.9	24.0	100	58.2		
K284713		2.7	81	1.2	24.7	242	63.5		
K284714		3.1	114	1.6	27.4	175	73.4		
K284715		4.1	221	2.2	26.1	1800	48.3		
K284716		4.9	263	2.8	29.0	2380	56.3		
K284717		0.6	4	0.1	1.0	30	0.5		
K284718		3.4	125	1.8	25.5	4400	48.3		
K284719		4.5	327	1.8	25.8	>10000	53.0	1.160	1.605
K284720		3.9	213	1.4	24.6	1180	48.3		
K284721		3.4	117	1.5	21.6	1670	43.4		
K284722		3.6	133	2.8	25.4	3110	51.0		
K284723		3.8	72	1.4	22.4	2620	42.7		
K284724		3.2	58	2.0	19.8	3560	33.5		
K284725		3.3	67	2.2	23.3	1400	45.7		
K284726		3.6	71	1.2	24.0	2870	49.6		
K284727		3.1	64	18.0	19.3	3180	34.0		
K284728		3.0	50	20.3	20.2	3530	34.5		
K284729		3.4	49	2.1	19.1	1840	38.9		
K284730		3.3	68	1.3	22.8	1220	47.3		
K284731		3.6	107	5.1	22.8	>10000	38.9		1.435
K284732		3.3	70	1.3	25.8	3570	51.6		
K284733		2.8	51	1.4	22.9	375	37.4		
K284734		3.0	49	1.2	18.4	1200	33.7		
K284735		2.1	35	3.2	14.1	>10000	31.4		2.48

***** See Appendix Page for comments regarding this certificate *****

ALS Canada Ltd.
2103 Dollarton Hwy
North Vancouver BC V7H 0A7
Phone: 604 984 0221 Fax: 604 984 0218 www.alsglobal.com

To: **SILVER RANGE RESOURCES LTD.**
C/O ARCHER, CATHRO & ASSOCIATES (1981) LIMITED
1016- 510 W HASTINGS ST
VANCOUVER BC V6B 1L8

Page: Appendix 1
Total # Appendix Pages: 1
Finalized Date: 1- AUG- 2012
Account: RANSIL

Project: KEG (Main - Group 1)

CERTIFICATE OF ANALYSIS WH12162409

Method	CERTIFICATE COMMENTS
ME- MS61	Interference: Ca> 10% on ICP- MS As, ICP- AES results shown.
ME- MS61	REE's may not be totally soluble in this method.

ALS Canada Ltd.
2103 Dollarton Hwy
North Vancouver BC V7H 0A7
Phone: 604 984 0221 Fax: 604 984 0218 www.alsglobal.com

To: **SILVER RANGE RESOURCES LTD.**
C/O ARCHER, CATHRO & ASSOCIATES (1981) LIMITED
1016-510 W HASTINGS ST
VANCOUVER BC V6B 1L8

Finalized Date: 31-JUL-2012
Account: RANSIL

CERTIFICATE WH12163460

Project: Hammer-Keg

P.O. No.: Batch 14

This report is for 36 Drill Core samples submitted to our lab in Whitehorse, YT, Canada on 12-JUL-2012.

The following have access to data associated with this certificate:

MATT DUMALA	JOAN MARIACHER	

SAMPLE PREPARATION

ALS CODE	DESCRIPTION
WEI-21	Received Sample Weight
LOG-22	Sample login - Rcd w/o BarCode
CRU-31	Fine crushing - 70%<2mm
CRU-QC	Crushing QC Test
SPL-21	Split sample - riffle splitter
PUL-QC	Pulverizing QC Test
PUL-31	Pulverize split to 85%<75 um
LOG-22d	Sample login - Rcd w/o BarCode dup
SPL-21d	Split sample - duplicate
PUL-31d	Pulverize Split - duplicate
LOG-23	Pulp Login - Rcvd with Barcode

ANALYTICAL PROCEDURES

ALS CODE	DESCRIPTION	INSTRUMENT
Au-AA24	Au 50g FA AA finish	AAS
ME-OG62	Ore Grade Elements - Four Acid	ICP-AES
Sn-XRF05	Sn-Trace Level XRF Analysis	XRF
ME-MS61	48 element four acid ICP-MS	
Ag-OG62	Ore Grade Ag - Four Acid	VARIABLE
Pb-OG62	Ore Grade Pb - Four Acid	VARIABLE
Zn-OG62	Ore Grade Zn - Four Acid	VARIABLE

To: **SILVER RANGE RESOURCES LTD.**
ATTN: JOAN MARIACHER
C/O ARCHER, CATHRO & ASSOCIATES (1981) LIMITED
1016-510 W HASTINGS ST
VANCOUVER BC V6B 1L8

This is the Final Report and supersedes any preliminary report with this certificate number. Results apply to samples as submitted. All pages of this report have been checked and approved for release.

***** See Appendix Page for comments regarding this certificate *****

Signature: 

Colin Ramshaw, Vancouver Laboratory Manager

ALS Canada Ltd.
2103 Dollarton Hwy
North Vancouver BC V7H 0A7
Phone: 604 984 0221 Fax: 604 984 0218 www.alsglobal.com

To: **SILVER RANGE RESOURCES LTD.**
C/O ARCHER, CATHRO & ASSOCIATES (1981) LIMITED
1016-510 W HASTINGS ST
VANCOUVER BC V6B 1L8

Finalized Date: 31-JUL-2012
Account: RANSIL

Project: Hammer-Keg

CERTIFICATE OF ANALYSIS WH12163460

Sample Description	Method / Analyte / Units / LOR	WEI-21 Recvd Wt. kg 0.02	Au-AA24 Au ppm 0.005	Sn-XRF05 Sn ppm 5	ME-MS61 Ag ppm 0.01	ME-MS61 Al % 0.01	ME-MS61 As ppm 0.2	ME-MS61 Ba ppm 10	ME-MS61 Be ppm 0.05	ME-MS61 Bi ppm 0.01	ME-MS61 Ca % 0.01	ME-MS61 Cd ppm 0.02	ME-MS61 Ce ppm 0.01	ME-MS61 Co ppm 0.1	ME-MS61 Cr ppm 1	ME-MS61 Cs ppm 0.05
L845969		1.24	<0.005	18	>100	7.45	11.8	520	5.55	0.70	0.21	4.34	74.2	2.9	15	20.3
L845970		6.64	<0.005	10	0.47	7.41	3.2	590	5.49	0.71	1.02	0.32	82.0	2.0	14	9.34
L845971		1.47	<0.005	11	1.65	6.98	9.0	470	6.19	0.42	0.21	0.22	72.1	3.0	8	26.9
L845972		<0.02	<0.005	9	1.17	7.27	8.8	480	6.08	0.44	0.22	0.21	78.6	2.7	7	27.1
L845973		3.06	<0.005	11	0.50	7.45	0.8	440	5.80	1.25	0.97	0.12	60.4	1.7	11	12.35
L845974		3.98	<0.005	11	0.08	7.45	3.4	530	5.94	0.38	0.99	0.02	74.1	2.6	11	17.25
L845975		3.99	<0.005	10	0.08	7.12	10.1	520	5.51	0.26	0.91	0.02	72.5	2.7	8	18.40
L845976		4.05	<0.005	15	0.17	9.62	0.4	630	9.24	0.65	1.30	0.04	84.5	1.9	9	15.15
L845977		2.50	<0.005	5	0.40	7.45	3.2	500	5.57	0.66	0.76	0.07	72.7	2.4	9	21.7
L845978		1.94	0.008	6	0.36	7.17	80.3	400	4.73	0.44	0.30	0.03	84.9	3.5	10	42.2
L845979		0.24	0.096	26	63.6	5.25	2840	620	0.75	4.40	7.27	132.0	29.0	12.8	46	2.95
L845980		1.01	<0.005	7	0.11	7.15	1.5	580	4.67	0.38	1.02	0.06	78.9	2.2	10	7.77
L845981		6.17	<0.005	7	0.09	7.03	0.4	590	4.87	0.52	0.67	0.06	79.9	2.4	10	9.27
L845982		6.09	<0.005	9	0.21	7.25	0.5	610	4.64	0.40	0.78	0.04	80.2	3.4	11	8.07
L845983		1.10	<0.005	11	0.19	7.25	1.7	550	5.73	0.69	0.55	0.06	76.8	2.5	9	16.40
L845984		4.52	<0.005	9	0.34	7.26	5.1	540	5.83	1.59	1.18	0.06	72.3	2.3	10	21.9
L845985		4.53	<0.005	<5	0.01	0.10	<5	20	0.10	0.02	21.6	0.05	1.40	1.3	1	0.45
L845986		6.75	<0.005	6	0.11	7.32	1.1	590	5.05	0.65	1.11	0.04	79.6	2.2	13	11.80
L845987		6.47	<0.005	9	0.10	7.45	2.4	540	5.45	0.63	1.10	0.03	71.3	2.1	13	14.15
L845988		4.61	<0.005	8	0.14	7.40	4.0	530	5.17	0.71	1.20	0.03	71.2	2.2	12	15.85
L845989		0.04	NSS	659	>100	0.24	>10000	160	0.06	0.13	0.01	248	3.53	0.5	13	0.34
L845990		1.23	<0.005	<5	2.22	7.68	30.3	560	5.55	0.74	1.11	0.21	73.7	2.2	13	12.20
L845991		1.88	<0.005	8	0.39	7.43	4.5	580	5.37	0.56	1.09	0.05	76.0	2.3	16	11.25
L845992		3.22	<0.005	8	0.40	7.57	4.2	570	5.65	1.01	0.84	0.09	85.3	3.0	15	15.70
L845993		3.79	<0.005	8	0.22	7.23	1.8	580	5.01	0.68	1.05	0.05	77.9	2.3	13	8.98
L845994		3.03	<0.005	7	0.31	7.44	3.0	560	5.39	0.52	1.08	0.06	81.9	2.6	12	17.95
L845995		2.00	<0.005	6	0.16	7.33	1.3	580	5.20	0.77	0.98	0.04	80.0	2.6	13	6.59
L845996		6.56	<0.005	8	0.19	7.27	0.6	580	5.22	0.78	1.16	0.05	76.6	2.5	21	9.01
L845997		3.13	<0.005	8	0.15	7.37	0.8	590	5.41	0.64	1.19	0.07	78.6	2.6	13	9.04
L845998		4.50	<0.005	8	0.12	6.75	1.8	500	5.62	0.46	1.63	0.03	64.8	2.9	12	21.7
L845999		4.65	<0.005	8	0.14	7.22	0.9	570	5.60	0.58	1.14	0.06	73.0	2.4	13	17.85
L846000		3.38	<0.005	8	0.15	6.80	0.9	550	5.57	0.49	1.65	0.08	60.4	2.2	11	21.0
L840001		3.05	<0.005	6	0.14	7.17	8.1	460	4.83	0.30	0.66	0.08	66.8	3.1	13	23.5
L840002		2.15	<0.005	<5	0.01	0.07	<5	10	0.06	0.03	20.2	0.05	1.35	1.2	1	0.22
L840003		2.33	<0.005	10	1.18	7.15	36.4	310	4.75	0.43	0.66	0.28	77.1	3.4	13	21.4
L840004		1.91	0.167	19	3.46	4.15	3710	100	3.35	0.27	0.45	1.10	43.0	7.3	14	12.90

***** See Appendix Page for comments regarding this certificate *****

ALS Canada Ltd.
2103 Dollarton Hwy
North Vancouver BC V7H 0A7
Phone: 604 984 0221 Fax: 604 984 0218 www.alsglobal.com

To: **SILVER RANGE RESOURCES LTD.**
C/O ARCHER, CATHRO & ASSOCIATES (1981) LIMITED
1016-510 W HASTINGS ST
VANCOUVER BC V6B 1L8

Finalized Date: 31-JUL-2012
Account: RANSIL

Project: Hammer-Keg

CERTIFICATE OF ANALYSIS WH12163460

Sample Description	Method	ME-MS61	ME-MS61	ME-MS61	ME-MS61	ME-MS61	ME-MS61	ME-MS61	ME-MS61	ME-MS61	ME-MS61	ME-MS61	ME-MS61	ME-MS61	ME-MS61	ME-MS61
	Analyte	Cu	Fe	Ga	Ge	Hf	In	K	La	Li	Mg	Mn	Mo	Na	Nb	Ni
	Units	ppm	%	ppm	ppm	ppm	ppm	%	ppm	ppm	%	ppm	ppm	%	ppm	ppm
	LOR	0.2	0.01	0.05	0.05	0.1	0.005	0.01	0.5	0.2	0.01	5	0.05	0.01	0.1	0.2
L845969		100.0	1.38	26.4	0.14	2.3	0.033	4.29	35.0	189.0	0.19	3260	0.56	0.33	9.9	2.1
L845970		0.3	1.23	25.9	0.17	2.4	0.034	3.80	40.5	47.3	0.30	347	0.33	2.14	10.1	2.1
L845971		2.1	2.16	24.8	0.16	2.1	0.029	3.89	34.4	171.5	0.19	5600	0.69	0.17	9.7	2.0
L845972		1.4	2.18	25.4	0.15	2.2	0.030	4.09	38.8	160.0	0.20	5700	0.70	0.21	9.8	1.8
L845973		3.8	1.09	24.4	0.16	1.9	0.031	3.95	29.4	38.2	0.21	400	0.45	2.30	11.1	2.1
L845974		2.3	1.20	26.3	0.17	1.9	0.034	3.80	35.2	77.3	0.27	252	0.27	1.98	11.7	2.6
L845975		0.4	1.20	23.7	0.18	1.9	0.027	3.81	35.4	98.6	0.27	362	0.24	1.62	12.2	2.2
L845976		3.0	1.35	33.0	0.20	3.1	0.025	5.34	37.9	72.9	0.46	308	0.18	2.99	12.9	2.2
L845977		<0.2	1.36	25.2	0.16	2.2	0.033	3.95	35.0	233	0.33	791	0.34	0.64	11.7	2.4
L845978		1.3	1.05	23.9	0.15	2.3	0.028	3.37	40.9	235	0.22	662	0.30	0.07	9.3	2.9
L845979		1090	3.95	11.30	0.16	1.4	0.081	1.44	14.6	15.9	0.71	2950	5.52	1.30	4.5	25.4
L845980		1.3	1.22	23.5	0.18	1.9	0.027	3.70	38.8	68.7	0.33	215	0.35	2.19	10.5	2.2
L845981		<0.2	1.31	24.5	0.18	2.2	0.034	3.63	38.8	63.1	0.41	217	0.44	1.73	10.1	2.2
L845982		0.6	1.38	24.3	0.17	2.3	0.035	3.69	39.1	64.9	0.51	276	0.32	1.24	12.2	2.9
L845983		1.6	1.18	25.6	0.17	2.0	0.036	3.82	37.2	82.5	0.31	235	0.32	0.98	10.1	2.4
L845984		2.2	1.50	24.9	0.19	2.2	0.032	4.37	34.0	149.5	0.29	1340	1.15	0.95	10.8	2.9
L845985		1.9	0.49	0.53	0.27	<0.1	<0.005	0.05	0.7	1.6	12.90	218	0.12	0.01	0.4	2.6
L845986		0.3	1.36	25.4	0.26	2.4	0.032	3.79	38.4	52.7	0.34	278	0.39	2.08	10.8	2.5
L845987		1.1	1.20	24.1	0.23	2.1	0.032	3.73	34.9	73.1	0.35	448	0.40	1.83	11.1	2.1
L845988		0.4	1.30	24.9	0.22	2.0	0.034	3.91	35.4	83.1	0.31	458	0.34	1.62	11.5	2.3
L845989		3680	12.40	1.98	0.11	0.1	0.139	0.13	2.1	6.0	0.01	40	1.15	0.01	0.5	2.6
L845990		3.8	1.38	25.6	0.14	2.0	0.030	3.85	36.6	61.9	0.33	280	0.34	2.12	10.4	2.4
L845991		3.1	1.28	24.9	0.18	2.1	0.033	3.62	37.5	64.9	0.32	253	0.41	2.12	10.8	5.4
L845992		5.3	1.69	25.2	0.18	2.3	0.035	4.19	41.9	58.4	0.32	1300	0.49	1.19	11.4	3.9
L845993		<0.2	1.30	24.5	0.18	2.2	0.032	3.79	37.7	47.9	0.35	248	0.35	1.96	10.3	2.4
L845994		1.2	1.41	23.7	0.18	2.3	0.033	4.40	39.5	47.6	0.26	949	0.34	0.79	10.3	2.5
L845995		3.5	1.42	24.3	0.18	2.2	0.033	3.68	39.1	69.6	0.38	251	0.37	2.15	10.8	2.7
L845996		1.8	1.38	24.3	0.17	2.2	0.035	3.60	37.1	64.3	0.36	254	0.35	1.94	10.8	2.7
L845997		1.6	1.37	24.4	0.18	2.2	0.035	3.68	38.5	66.4	0.36	248	0.34	1.96	11.1	2.8
L845998		2.3	1.49	23.1	0.17	2.0	0.031	3.44	30.2	60.6	0.31	471	0.30	1.32	10.3	2.9
L845999		0.5	1.18	23.4	0.17	2.1	0.031	3.80	34.7	86.7	0.27	319	0.41	1.33	12.0	2.6
L846000		3.6	1.17	22.5	0.18	2.0	0.031	3.86	27.4	153.5	0.24	474	0.39	0.89	10.6	2.4
L840001		4.4	1.23	24.1	0.14	1.7	0.035	3.65	32.0	470	0.24	916	0.32	0.12	10.3	3.5
L840002		1.7	0.45	0.46	0.28	<0.1	<0.005	0.03	0.6	1.8	12.05	205	0.14	0.01	0.3	2.5
L840003		6.9	1.79	24.2	0.26	1.7	0.035	3.22	37.3	450	0.35	2640	0.40	0.07	11.1	3.5
L840004		4.1	2.10	15.90	0.10	1.0	0.021	1.88	21.3	72.4	0.29	15450	0.25	0.03	6.7	1.9

***** See Appendix Page for comments regarding this certificate *****

ALS Canada Ltd.
2103 Dollarton Hwy
North Vancouver BC V7H 0A7
Phone: 604 984 0221 Fax: 604 984 0218 www.alsglobal.com

To: **SILVER RANGE RESOURCES LTD.**
C/O ARCHER, CATHRO & ASSOCIATES (1981) LIMITED
1016-510 W HASTINGS ST
VANCOUVER BC V6B 1L8

Finalized Date: 31-JUL-2012
Account: RANSIL

Project: Hammer-Keg

CERTIFICATE OF ANALYSIS WH12163460

Sample Description	Method	ME-MS61	ME-MS61	ME-MS61	ME-MS61	ME-MS61	ME-MS61	ME-MS61	ME-MS61	ME-MS61	ME-MS61	ME-MS61	ME-MS61	ME-MS61	ME-MS61	ME-MS61
	Analyte	P	Pb	Rb	Re	S	Sb	Sc	Se	Sn	Sr	Ta	Te	Th	Ti	Tl
	Units	ppm	ppm	ppm	ppm	%	ppm	ppm	ppm	ppm	ppm	ppm	ppm	ppm	%	ppm
	LOR	10	0.5	0.1	0.002	0.01	0.05	0.1	1	0.2	0.2	0.05	0.05	0.2	0.005	0.02
L845969		580	725	322	<0.002	0.14	21.5	4.2	1	8.6	94.2	0.97	<0.05	19.2	0.170	3.47
L845970		530	53.8	245	<0.002	<0.01	1.28	4.7	1	6.4	202	0.89	<0.05	19.7	0.183	1.68
L845971		490	59.8	318	<0.002	<0.01	4.41	4.6	1	9.1	197.0	0.95	<0.05	18.4	0.173	3.94
L845972		520	59.9	326	<0.002	<0.01	4.24	4.7	1	9.3	196.5	0.96	<0.05	19.7	0.181	4.16
L845973		690	61.9	305	<0.002	0.01	0.50	3.6	1	9.1	151.0	1.52	<0.05	15.0	0.143	2.23
L845974		540	43.3	275	<0.002	0.02	0.43	4.7	1	8.7	166.0	1.22	<0.05	18.9	0.166	1.77
L845975		530	42.1	265	<0.002	0.05	1.03	3.8	1	7.7	145.5	1.21	<0.05	18.5	0.163	1.82
L845976		580	53.3	353	<0.002	0.01	0.19	6.5	1	12.2	212	1.29	<0.05	22.2	0.197	2.62
L845977		510	47.8	292	<0.002	0.09	1.88	4.6	1	6.3	111.5	1.06	<0.05	19.2	0.185	2.28
L845978		460	45.1	253	<0.002	0.15	4.39	4.2	1	6.2	55.5	0.91	<0.05	20.5	0.184	1.77
L845979		690	>10000	64.6	0.002	2.97	53.1	8.4	4	2.9	449	0.33	0.18	4.7	0.214	0.81
L845980		500	52.3	255	<0.002	0.01	0.10	4.2	1	6.0	193.0	1.08	<0.05	19.9	0.166	1.62
L845981		480	45.5	229	<0.002	0.01	0.23	4.7	1	6.8	164.0	0.97	<0.05	20.2	0.184	1.49
L845982		570	43.9	234	<0.002	0.01	0.32	4.5	1	7.1	154.5	1.22	<0.05	20.1	0.185	1.52
L845983		550	50.2	269	<0.002	0.08	2.94	4.9	1	7.8	116.0	1.06	<0.05	19.3	0.169	2.57
L845984		500	52.2	292	<0.002	0.29	2.14	4.3	1	8.3	139.5	1.16	<0.05	18.4	0.169	3.22
L845985		190	2.2	3.1	<0.002	0.02	0.07	0.3	1	<0.2	44.0	<0.05	<0.05	0.2	<0.005	0.02
L845986		480	46.4	246	<0.002	0.01	0.43	4.4	1	6.5	190.0	1.03	<0.05	20.1	0.177	1.74
L845987		490	43.9	258	<0.002	0.02	0.94	4.2	1	6.9	167.5	1.16	<0.05	18.0	0.162	1.81
L845988		480	44.1	264	<0.002	0.07	0.85	4.5	1	6.7	158.0	1.02	<0.05	17.8	0.173	1.97
L845989		50	>10000	9.6	0.003	>10.0	3420	0.5	5	142.0	7.6	<0.05	<0.05	0.6	0.011	0.12
L845990		760	118.5	256	<0.002	0.03	2.95	4.8	1	7.2	186.5	0.95	<0.05	18.4	0.164	1.68
L845991		480	54.8	236	<0.002	0.02	0.63	4.5	1	6.4	195.5	1.04	<0.05	18.8	0.175	1.53
L845992		500	64.1	290	<0.002	0.19	2.52	4.9	1	7.9	151.0	1.08	<0.05	20.4	0.190	3.21
L845993		490	46.0	249	<0.002	0.01	0.34	4.7	1	6.5	179.5	0.99	<0.05	19.0	0.178	1.90
L845994		500	47.3	311	<0.002	0.18	2.59	4.4	1	6.4	131.0	1.10	<0.05	20.7	0.185	3.75
L845995		490	43.7	234	<0.002	0.01	0.26	4.6	1	6.1	199.5	0.98	<0.05	19.8	0.185	1.58
L845996		490	48.5	215	<0.002	0.01	0.20	4.7	1	6.4	194.5	0.99	<0.05	18.8	0.185	1.38
L845997		490	47.0	220	<0.002	<0.01	0.14	4.7	1	6.5	197.5	1.03	<0.05	19.2	0.189	1.41
L845998		420	42.2	212	<0.002	0.02	0.73	4.5	1	6.0	176.0	0.96	<0.05	16.4	0.183	1.42
L845999		490	45.7	242	<0.002	0.01	0.53	4.3	1	7.3	168.5	1.17	<0.05	18.2	0.194	1.58
L846000		490	45.0	237	<0.002	0.01	1.11	4.0	1	6.6	151.0	1.07	<0.05	15.3	0.178	1.61
L840001		540	44.8	265	<0.002	0.11	3.31	4.5	1	9.1	76.9	1.14	<0.05	17.1	0.180	1.79
L840002		150	1.6	1.8	<0.002	0.01	<0.05	0.3	1	<0.2	41.4	<0.05	<0.05	<0.2	<0.005	<0.02
L840003		470	52.8	276	<0.002	0.53	8.33	4.7	1	12.5	49.7	1.30	<0.05	18.3	0.191	2.93
L840004		310	35.5	193.5	<0.002	0.41	63.9	2.7	1	18.9	9.6	1.03	<0.05	10.7	0.102	2.92

***** See Appendix Page for comments regarding this certificate *****

ALS Canada Ltd.
2103 Dollarton Hwy
North Vancouver BC V7H 0A7
Phone: 604 984 0221 Fax: 604 984 0218 www.alsglobal.com

To: **SILVER RANGE RESOURCES LTD.**
C/O ARCHER, CATHRO & ASSOCIATES (1981) LIMITED
1016-510 W HASTINGS ST
VANCOUVER BC V6B 1L8

Finalized Date: 31-JUL-2012
Account: RANSIL

Project: Hammer-Keg

CERTIFICATE OF ANALYSIS WH12163460

Sample Description	Method / Analyte / Units / LOR	ME-MS61 U ppm 0.1	ME-MS61 V ppm 1	ME-MS61 W ppm 0.1	ME-MS61 Y ppm 0.1	ME-MS61 Zn ppm 2	ME-MS61 Zr ppm 0.5	Ag-OG62 Ag ppm 1	Pb-OG62 Pb % 0.001	Zn-OG62 Zn % 0.001
L845969		13.0	21	1.7	8.1	3890	77.4	426		
L845970		6.7	21	0.8	9.2	515	81.0			
L845971		8.1	19	1.7	8.4	454	71.5			
L845972		8.3	20	1.7	9.0	479	75.5			
L845973		9.0	16	0.9	7.9	89	64.7			
L845974		8.7	17	1.4	8.3	42	67.4			
L845975		7.8	16	1.7	8.1	46	64.2			
L845976		10.4	24	2.9	10.5	49	109.5			
L845977		8.4	20	1.7	8.9	71	81.2			
L845978		6.9	21	8.4	7.9	52	81.4			
L845979		2.2	66	8.8	12.9	>10000	44.2		1.925	1.985
L845980		7.4	18	0.6	8.0	52	67.1			
L845981		6.6	19	1.4	8.1	52	81.5			
L845982		7.4	20	2.3	9.1	49	82.7			
L845983		9.1	19	1.2	8.8	64	67.4			
L845984		7.1	18	1.6	8.8	85	75.5			
L845985		1.9	3	0.1	0.9	16	0.6			
L845986		7.1	19	0.8	8.6	55	85.6			
L845987		8.0	17	1.3	8.2	80	74.5			
L845988		8.7	18	1.1	8.4	51	71.5			
L845989		0.6	7	136.5	0.8	>10000	3.7	NSS	NSS	NSS
L845990		8.3	19	1.2	8.7	76	73.7			
L845991		10.1	19	1.3	8.4	53	76.8			
L845992		8.6	21	1.5	9.4	194	84.8			
L845993		8.2	20	0.9	8.7	52	81.5			
L845994		7.2	21	1.2	9.2	107	83.9			
L845995		8.1	20	1.8	8.7	51	82.0			
L845996		7.0	21	1.5	8.7	53	79.0			
L845997		6.9	22	1.3	8.8	55	80.6			
L845998		8.0	21	3.0	8.3	52	74.0			
L845999		7.4	22	2.3	8.7	57	81.2			
L846000		5.0	20	2.7	8.4	53	77.8			
L840001		9.0	21	7.0	8.0	54	65.3			
L840002		0.6	2	0.1	0.8	14	0.5			
L840003		8.1	23	8.8	8.5	179	63.6			
L840004		5.4	13	1.2	5.6	644	35.3			

***** See Appendix Page for comments regarding this certificate *****

ALS Canada Ltd.
2103 Dollarton Hwy
North Vancouver BC V7H 0A7
Phone: 604 984 0221 Fax: 604 984 0218 www.alsglobal.com

To: **SILVER RANGE RESOURCES LTD.**
C/O ARCHER, CATHRO & ASSOCIATES (1981) LIMITED
1016-510 W HASTINGS ST
VANCOUVER BC V6B 1L8

Finalized Date: 31-JUL-2012
Account: RANSIL

Project: Hammer-Keg

CERTIFICATE OF ANALYSIS WH12163460

Method	CERTIFICATE COMMENTS
ALL METHODS	NSS is non-sufficient sample.
ME-MS61	Interference: Ca>10% on ICP-MS As, ICP-AES results shown.
ME-MS61	REE's may not be totally soluble in this method.

ALS Canada Ltd.
2103 Dollarton Hwy
North Vancouver BC V7H 0A7
Phone: 604 984 0221 Fax: 604 984 0218 www.alsglobal.com

To: **SILVER RANGE RESOURCES LTD.**
C/O ARCHER, CATHRO & ASSOCIATES (1981) LIMITED
1016-510 W HASTINGS ST
VANCOUVER BC V6B 1L8

Finalized Date: 22-JUL-2012
Account: RANSIL

CERTIFICATE WH12165400

Project: Hammer-Keg

P.O. No.: Batch 16

This report is for 36 Drill Core samples submitted to our lab in Whitehorse, YT, Canada on 17-JUL-2012.

The following have access to data associated with this certificate:

MATT DUMALA	JOAN MARIACHER	

SAMPLE PREPARATION

ALS CODE	DESCRIPTION
WEI-21	Received Sample Weight
LOG-22	Sample login - Rcd w/o BarCode
CRU-31	Fine crushing - 70%<2mm
WSH-21	"Wash" crushers
SPL-21	Split sample - riffle splitter
WSH-22	"Wash" pulverizers
CRU-QC	Crushing QC Test
PUL-QC	Pulverizing QC Test
PUL-31	Pulverize split to 85%<75 um
LOG-22d	Sample login - Rcd w/o BarCode dup
SPL-21d	Split sample - duplicate
PUL-31d	Pulverize Split - duplicate
LOG-23	Pulp Login - Rcvd with Barcode

ANALYTICAL PROCEDURES

ALS CODE	DESCRIPTION	INSTRUMENT
Au-AA24	Au 50g FA AA finish	AAS
Au-GRA22	Au 50 g FA-GRAV finish	WST-SIM
ME-OG62	Ore Grade Elements - Four Acid	ICP-AES
Sn-XRF05	Sn-Trace Level XRF Analysis	XRF
ME-MS61	48 element four acid ICP-MS	
Ag-OG62	Ore Grade Ag - Four Acid	VARIABLE
Pb-OG62	Ore Grade Pb - Four Acid	VARIABLE
Zn-OG62	Ore Grade Zn - Four Acid	VARIABLE
Ag-GRA21	Ag 30g FA-GRAV finish	WST-SIM

To: **SILVER RANGE RESOURCES LTD.**
ATTN: JOAN MARIACHER
C/O ARCHER, CATHRO & ASSOCIATES (1981) LIMITED
1016-510 W HASTINGS ST
VANCOUVER BC V6B 1L8

This is the Final Report and supersedes any preliminary report with this certificate number. Results apply to samples as submitted. All pages of this report have been checked and approved for release.

***** See Appendix Page for comments regarding this certificate *****

Signature: 

Colin Ramshaw, Vancouver Laboratory Manager

Comments: Gold assay on sample L840049 is reported by fire assay gravimetric method due to high silver content in the sample that may cause incomplete gold dissolution in aqua-regia solution.

ALS Canada Ltd.
2103 Dollarton Hwy
North Vancouver BC V7H 0A7
Phone: 604 984 0221 Fax: 604 984 0218 www.alsglobal.com

To: **SILVER RANGE RESOURCES LTD.**
C/O ARCHER, CATHRO & ASSOCIATES (1981) LIMITED
1016-510 W HASTINGS ST
VANCOUVER BC V6B 1L8

Finalized Date: 22-JUL-2012
Account: RANSIL

Project: Hammer-Keg

CERTIFICATE OF ANALYSIS WH12165400

Sample Description	Method	WEI-21	Au-AA24	Au-GRA22	Sn-XRF05	ME-MS61	ME-MS61	ME-MS61	ME-MS61	ME-MS61	ME-MS61	ME-MS61	ME-MS61	ME-MS61	ME-MS61	ME-MS61
	Analyte	Recvd Wt.	Au	Au	Sn	Ag	Al	As	Ba	Be	Bi	Ca	Cd	Ce	Co	Cr
	Units	kg	ppm	ppm	ppm	ppm	%	ppm	ppm	ppm	ppm	%	ppm	ppm	ppm	ppm
	LOR	0.02	0.005	0.05	5	0.01	0.01	0.2	10	0.05	0.01	0.01	0.02	0.01	0.1	1
L840041		1.67	0.056		15	0.85	3.58	4410	80	3.05	0.20	0.97	0.41	38.4	2.4	11
L840042		5.14	<0.005		9	0.33	6.95	13.7	490	4.87	0.39	0.90	0.13	84.1	2.9	13
L840043		3.27	<0.005		9	0.15	6.87	2.5	580	5.42	0.45	1.25	0.06	83.3	2.9	16
L840044		1.37	0.032		35	3.26	6.03	2500	150	4.73	0.43	0.70	8.88	74.1	4.1	11
L840045		4.27	<0.005		<5	0.01	0.10	<5	20	0.08	0.03	20.7	0.07	1.75	1.6	2
L840046		7.60	<0.005		10	0.26	6.72	3.0	530	4.90	0.53	1.23	0.06	85.8	2.9	17
L840047		8.09	<0.005		9	0.16	7.01	0.6	580	5.43	0.53	1.34	0.03	85.5	2.9	15
L840048		3.38	<0.005		6	0.28	6.84	2.4	570	6.00	0.51	1.34	0.06	75.4	2.4	11
L840049		0.05		7.46	661	>100	0.25	>10000	170	0.12	0.29	0.01	260	5.29	0.5	15
L840050		1.20	0.008		12	1.07	5.18	333	180	4.01	0.31	1.42	0.45	60.0	2.7	15
L840051		4.32	<0.005		10	0.34	6.66	7.3	480	4.61	0.44	0.76	0.07	84.8	3.6	13
L840052		3.46	<0.005		8	0.11	7.25	1.5	620	5.16	0.42	0.86	0.02	92.5	3.4	15
L840053		3.22	<0.005		10	0.34	7.33	2.4	580	5.78	0.57	0.60	0.06	87.1	3.1	12
L840054		5.13	<0.005		13	0.21	7.25	1.5	620	6.32	0.44	1.09	0.06	84.5	3.0	14
L840055		1.25	0.057		122	>100	4.26	1240	140	2.59	1.66	0.38	110.0	51.8	2.8	12
L840056		<0.02	0.049		119	>100	4.80	1110	150	3.07	1.55	0.44	90.9	57.5	2.8	10
L840057		1.79	0.005		12	5.10	6.98	193.0	270	5.29	0.55	0.73	0.30	102.5	3.6	13
L840058		2.17	<0.005		10	0.70	6.89	57.8	530	5.62	0.46	0.29	0.14	84.3	3.3	12
L840059		1.17	0.022		35	10.35	6.74	1570	200	5.51	0.74	0.17	4.48	87.4	4.0	11
L840060		1.06	<0.005		11	0.88	7.04	85.9	290	5.59	0.53	0.32	0.52	85.8	1.8	13
L840061		1.33	0.630		187	>100	0.27	>10000	20	0.44	14.80	0.06	141.0	17.00	4.1	7
L840062		4.18	<0.005		<5	0.03	0.11	<5	20	0.07	0.02	21.4	0.08	1.48	1.9	2
L840063		1.70	<0.005		24	2.56	6.84	190.0	380	5.34	0.53	0.23	6.50	89.9	1.9	10
L840064		2.43	<0.005		10	0.44	7.29	18.8	500	4.79	0.44	1.03	1.05	87.0	4.4	13
L840065		7.05	<0.005		8	8.85	7.26	4.2	570	5.29	0.58	1.31	0.11	83.7	3.1	15
L840066		7.20	<0.005		7	0.31	7.43	1.8	600	5.62	0.45	1.23	0.05	91.0	3.2	15
L840067		3.46	<0.005		8	0.62	7.21	4.1	560	5.43	0.47	1.23	0.07	87.4	3.1	14
L840068		7.08	<0.005		6	0.32	6.75	0.8	510	4.90	0.57	1.21	0.04	80.9	2.9	15
L840069		6.81	<0.005		6	0.25	7.07	0.7	550	5.00	0.70	1.20	0.04	82.9	2.9	14
L840070		7.63	<0.005		5	0.42	7.50	2.2	600	5.51	0.55	1.19	0.06	90.3	3.2	15
L840071		0.24	0.096		25	59.6	4.91	2570	560	0.84	4.03	6.47	123.0	30.2	12.5	41
L840072		5.14	<0.005		<5	0.08	7.81	1.0	830	1.74	0.03	3.00	0.07	66.7	6.4	5
L840073		1.26	<0.005		6	0.29	7.43	46.6	610	5.85	0.13	2.53	0.07	73.1	5.7	7
L840074		1.57	<0.005		11	12.15	6.56	22.3	470	4.66	0.44	1.36	0.49	81.7	2.6	11
L840075		1.21	<0.005		16	30.7	6.01	131.5	180	4.58	0.51	1.73	1.56	70.5	1.8	9
L840076		6.32	<0.005		7	0.16	7.53	2.2	630	5.36	0.44	1.23	0.05	90.9	2.6	14

Comments: Gold assay on sample L840049 is reported by fire assay gravimetric method due to high silver content in the sample that may cause incomplete gold dissolution in aqua-regia solution.

***** See Appendix Page for comments regarding this certificate *****

ALS Canada Ltd.
2103 Dollarton Hwy
North Vancouver BC V7H 0A7
Phone: 604 984 0221 Fax: 604 984 0218 www.alsglobal.com

To: **SILVER RANGE RESOURCES LTD.**
C/O ARCHER, CATHRO & ASSOCIATES (1981) LIMITED
1016-510 W HASTINGS ST
VANCOUVER BC V6B 1L8

Finalized Date: 22-JUL-2012
Account: RANSIL

Project: Hammer-Keg

CERTIFICATE OF ANALYSIS WH12165400

Sample Description	Method	ME-MS61	ME-MS61	ME-MS61	ME-MS61	ME-MS61	ME-MS61	ME-MS61	ME-MS61	ME-MS61	ME-MS61	ME-MS61	ME-MS61	ME-MS61	ME-MS61	ME-MS61
	Analyte	Cs	Cu	Fe	Ga	Ge	Hf	In	K	La	Li	Mg	Mn	Mo	Na	Nb
	Units	ppm	ppm	%	ppm	ppm	ppm	ppm	%	ppm	ppm	%	ppm	ppm	%	ppm
	LOR	0.05	0.2	0.01	0.05	0.05	0.1	0.005	0.01	0.5	0.2	0.01	5	0.05	0.01	0.1
L840041		14.90	12.6	1.80	12.40	<0.05	0.8	0.029	1.53	20.0	82.9	0.30	3060	0.34	0.03	4.8
L840042		24.1	7.0	1.75	24.1	0.10	1.7	0.035	4.07	42.2	166.0	0.37	2390	0.35	0.11	10.1
L840043		24.8	7.1	1.51	24.0	0.10	1.7	0.038	3.88	41.2	84.2	0.34	740	0.40	0.95	9.9
L840044		18.50	43.6	2.27	23.1	0.14	1.2	0.049	2.75	37.7	48.7	0.32	8580	0.31	0.04	7.9
L840045		0.30	2.1	0.48	0.41	<0.05	<0.1	0.007	0.04	0.9	1.4	12.00	218	0.24	0.01	0.4
L840046		17.80	5.9	1.62	23.7	0.07	1.7	0.040	3.60	41.9	42.9	0.41	918	0.42	1.38	10.6
L840047		20.5	6.4	1.47	24.2	0.09	1.8	0.039	3.73	42.2	43.6	0.38	443	0.29	1.55	10.6
L840048		26.9	3.8	1.45	23.3	0.10	1.7	0.035	4.27	36.4	172.5	0.31	1430	0.35	0.36	10.7
L840049		0.42	3970	11.80	1.87	0.24	0.1	0.185	0.11	2.8	3.5	0.01	40	1.10	0.01	0.5
L840050		16.55	7.5	1.82	17.45	0.07	1.2	0.022	2.58	30.4	70.7	0.47	2860	0.34	0.04	7.2
L840051		20.6	10.0	1.67	22.8	0.10	1.6	0.042	3.57	42.8	166.5	0.41	1420	0.41	0.22	9.1
L840052		13.45	7.3	1.73	24.5	0.13	1.8	0.042	3.72	46.7	51.3	0.46	386	0.32	1.28	10.7
L840053		21.5	7.6	1.61	24.4	0.12	1.8	0.036	4.15	43.9	106.0	0.36	1230	0.39	0.15	9.8
L840054		14.90	7.9	1.58	24.8	0.14	1.7	0.040	4.11	42.6	62.3	0.38	667	0.34	1.55	10.3
L840055		12.25	299	9.84	15.25	0.24	0.8	0.450	2.10	25.6	32.7	0.23	7590	0.24	0.04	5.0
L840056		13.60	264	9.19	17.40	0.26	1.0	0.393	2.37	28.7	35.3	0.25	8530	0.26	0.04	5.6
L840057		25.9	9.2	1.89	26.0	0.18	1.5	0.037	3.46	50.4	259	0.37	2820	0.31	0.08	10.1
L840058		29.0	8.1	1.30	23.2	0.11	1.6	0.037	3.95	42.4	150.5	0.26	1820	0.30	0.12	9.6
L840059		23.2	51.2	2.28	24.9	0.17	1.4	0.041	3.39	42.9	108.0	0.25	3820	0.38	0.06	8.4
L840060		27.0	6.7	1.78	24.1	0.14	1.5	0.039	3.36	43.0	245	0.30	3580	0.50	0.07	9.6
L840061		2.72	743	24.7	2.07	0.59	<0.1	0.383	0.10	9.8	20.1	0.05	1860	0.18	0.01	0.5
L840062		0.51	2.2	0.49	0.56	<0.05	<0.1	0.008	0.07	0.7	2.0	12.70	220	0.16	0.01	0.5
L840063		25.5	26.8	2.18	25.3	0.13	1.4	0.040	3.72	43.8	131.5	0.24	5820	0.32	0.10	8.3
L840064		20.8	9.3	1.88	25.2	0.08	1.7	0.041	3.99	43.4	100.0	0.46	3740	0.35	0.11	10.3
L840065		18.90	11.0	1.66	24.5	0.11	1.7	0.039	4.18	41.7	91.7	0.39	1340	0.40	1.00	10.9
L840066		14.75	5.6	1.70	24.3	0.13	1.8	0.040	3.81	45.6	48.0	0.45	782	0.36	1.63	10.8
L840067		15.20	7.1	1.73	24.1	0.12	1.7	0.038	3.79	44.2	44.8	0.44	927	0.29	1.46	10.4
L840068		8.37	4.9	1.49	23.4	0.14	1.6	0.033	3.34	40.2	41.4	0.41	451	0.32	1.75	10.1
L840069		8.34	5.3	1.48	23.6	0.11	1.6	0.041	3.41	41.6	41.5	0.41	311	0.30	1.90	10.2
L840070		8.67	8.0	1.62	25.5	0.12	1.7	0.042	3.67	45.1	51.2	0.44	1080	0.36	2.05	10.2
L840071		2.77	994	3.53	10.25	0.10	1.3	0.084	1.35	15.3	14.3	0.66	2640	4.58	1.22	3.9
L840072		18.70	2.6	3.27	17.70	0.15	2.1	0.041	2.14	32.0	86.8	0.69	768	0.93	1.84	9.5
L840073		30.3	6.3	2.52	20.3	0.14	2.1	0.038	3.52	35.4	211	0.38	930	0.64	0.30	9.9
L840074		16.45	7.2	1.66	23.5	0.11	1.8	0.031	3.49	41.6	98.3	0.33	17500	0.30	0.57	7.8
L840075		25.9	23.4	1.71	22.7	0.15	1.6	0.025	2.94	36.8	57.5	0.55	14800	0.28	0.06	6.6
L840076		10.80	3.6	1.48	24.9	0.12	2.2	0.042	3.85	46.6	58.7	0.40	454	0.27	1.95	9.6

Comments: Gold assay on sample L840049 is reported by fire assay gravimetric method due to high silver content in the sample that may cause incomplete gold dissolution in aqua-regia solution.

***** See Appendix Page for comments regarding this certificate *****

ALS Canada Ltd.
2103 Dollarton Hwy
North Vancouver BC V7H 0A7
Phone: 604 984 0221 Fax: 604 984 0218 www.alsglobal.com

To: **SILVER RANGE RESOURCES LTD.**
C/O ARCHER, CATHRO & ASSOCIATES (1981) LIMITED
1016-510 W HASTINGS ST
VANCOUVER BC V6B 1L8

Finalized Date: 22-JUL-2012
Account: RANSIL

Project: Hammer-Keg

CERTIFICATE OF ANALYSIS WH12165400

Sample Description	Method	ME-MS61	ME-MS61	ME-MS61	ME-MS61	ME-MS61	ME-MS61	ME-MS61	ME-MS61	ME-MS61	ME-MS61	ME-MS61	ME-MS61	ME-MS61	ME-MS61	ME-MS61
	Analyte	Ni	P	Pb	Rb	Re	S	Sb	Sc	Se	Sn	Sr	Ta	Te	Th	Ti
	Units	ppm	ppm	ppm	ppm	ppm	%	ppm	ppm	ppm	ppm	ppm	ppm	ppm	ppm	%
	LOR	0.2	10	0.5	0.1	0.002	0.01	0.05	0.1	1	0.2	0.2	0.05	0.05	0.2	0.005
L840041		4.5	230	39.0	164.5	<0.002	0.75	67.0	2.2	1	17.5	15.0	0.45	<0.05	9.5	0.097
L840042		3.0	460	46.4	327	<0.002	0.24	2.27	4.4	1	8.0	81.9	0.93	<0.05	20.1	0.194
L840043		3.2	410	47.3	285	<0.002	0.04	1.01	4.4	1	6.8	145.0	0.81	<0.05	19.2	0.194
L840044		4.1	340	186.5	290	<0.002	1.33	35.2	5.0	3	34.7	21.4	0.59	<0.05	17.7	0.168
L840045		2.3	180	1.5	2.6	<0.002	<0.01	0.05	0.4	2	<0.2	42.2	<0.05	<0.05	0.2	<0.005
L840046		3.2	440	51.3	260	<0.002	0.06	1.14	4.5	1	9.2	155.5	0.96	<0.05	19.8	0.215
L840047		3.0	480	43.0	263	<0.002	0.01	0.27	4.6	1	6.7	175.0	0.98	<0.05	19.7	0.203
L840048		2.5	480	47.1	304	<0.002	0.07	1.44	4.1	1	7.2	120.0	0.96	<0.05	18.1	0.195
L840049		3.0	60	>10000	9.0	0.007	>10.0	3690	0.4	6	186.0	7.9	<0.05	<0.05	0.6	0.013
L840050		3.2	370	60.8	264	<0.002	0.63	13.20	3.3	2	14.8	33.5	0.61	<0.05	14.0	0.146
L840051		6.5	450	49.6	278	<0.002	0.12	2.20	4.3	2	6.9	78.8	0.75	<0.05	19.6	0.192
L840052		3.7	450	44.3	262	<0.002	0.01	0.72	4.7	1	7.0	155.0	0.89	<0.05	21.6	0.217
L840053		3.3	480	55.5	310	<0.002	0.10	1.85	4.5	2	7.4	87.4	0.86	<0.05	20.7	0.202
L840054		3.4	480	56.4	294	<0.002	0.01	0.64	4.8	2	8.2	163.0	0.85	<0.05	20.1	0.209
L840055		2.8	270	>10000	201	<0.002	>10.0	203	2.8	7	108.0	17.9	0.43	0.06	10.8	0.114
L840056		3.1	300	>10000	228	<0.002	9.30	182.0	3.3	5	98.8	19.9	0.47	0.08	12.2	0.128
L840057		5.0	440	203	342	<0.002	0.34	12.75	6.4	1	11.6	48.3	0.85	<0.05	23.8	0.227
L840058		3.3	470	68.5	334	<0.002	0.14	5.04	4.4	1	9.1	77.1	0.84	<0.05	20.7	0.194
L840059		3.5	420	1160	343	<0.002	0.69	36.2	5.4	2	36.3	34.6	0.72	0.05	19.5	0.180
L840060		2.3	460	50.5	317	<0.002	0.15	6.31	4.8	2	9.3	47.0	0.87	<0.05	20.3	0.194
L840061		3.1	10	>10000	10.0	<0.002	>10.0	710	0.2	6	178.0	3.6	<0.05	0.11	0.6	0.005
L840062		3.0	190	4.5	4.1	<0.002	0.02	0.11	0.4	2	0.2	43.0	<0.05	<0.05	<0.2	<0.005
L840063		2.4	450	185.0	323	<0.002	0.30	8.36	5.2	1	22.4	57.0	0.69	0.07	20.7	0.178
L840064		3.7	470	51.9	315	<0.002	0.33	4.35	4.6	1	10.7	79.9	0.88	<0.05	21.3	0.209
L840065		3.3	480	92.3	312	<0.002	0.03	6.38	4.4	1	8.9	139.5	0.98	<0.05	19.8	0.206
L840066		3.4	480	65.2	263	<0.002	0.02	0.80	4.7	1	7.9	178.0	1.00	<0.05	21.9	0.216
L840067		3.4	480	90.8	271	<0.002	0.01	0.92	4.7	2	7.9	163.5	0.96	<0.05	20.7	0.213
L840068		3.3	460	40.8	254	<0.002	0.01	0.23	4.1	2	7.1	154.5	0.91	<0.05	19.4	0.187
L840069		3.3	450	45.1	244	<0.002	0.01	0.22	4.4	2	7.1	179.5	0.84	<0.05	19.2	0.192
L840070		3.6	450	52.6	250	<0.002	0.01	0.53	4.8	2	7.4	198.5	0.93	<0.05	21.9	0.209
L840071		27.2	620	>10000	65.8	0.003	2.69	52.4	7.8	6	2.6	423	0.29	0.31	3.9	0.200
L840072		1.6	610	19.1	119.0	<0.002	0.05	0.22	10.3	2	3.6	342	0.75	<0.05	11.8	0.291
L840073		2.4	620	29.5	283	<0.002	0.13	4.89	7.3	2	6.5	141.5	0.87	<0.05	15.9	0.241
L840074		2.6	550	183.5	272	<0.002	0.10	7.04	3.6	1	10.0	111.0	0.78	<0.05	19.3	0.153
L840075		2.2	450	566	300	<0.002	0.19	24.0	4.1	1	15.4	48.9	0.67	0.08	16.3	0.135
L840076		2.9	640	50.3	252	<0.002	0.02	0.71	4.4	2	7.2	212	0.95	<0.05	21.4	0.190

Comments: Gold assay on sample L840049 is reported by fire assay gravimetric method due to high silver content in the sample that may cause incomplete gold dissolution in aqua-regia solution.

***** See Appendix Page for comments regarding this certificate *****

ALS Canada Ltd.
2103 Dollarton Hwy
North Vancouver BC V7H 0A7
Phone: 604 984 0221 Fax: 604 984 0218 www.alsglobal.com

To: **SILVER RANGE RESOURCES LTD.**
C/O ARCHER, CATHRO & ASSOCIATES (1981) LIMITED
1016-510 W HASTINGS ST
VANCOUVER BC V6B 1L8

Finalized Date: 22-JUL-2012
Account: RANSIL

Project: Hammer-Keg

CERTIFICATE OF ANALYSIS WH12165400

Sample Description	Method	ME-MS61	ME-MS61	ME-MS61	ME-MS61	ME-MS61	ME-MS61	ME-MS61	Ag-OG62	Pb-OG62	Zn-OG62	Ag-GRA21
	Analyte	Tl	U	V	W	Y	Zn	Zr	Ag	Pb	Zn	Ag
	Units	ppm	ppm	ppm	ppm	ppm	ppm	ppm	ppm	%	%	ppm
	LOR	0.02	0.1	1	0.1	0.1	2	0.5	1	0.001	0.001	5
L840041		2.29	4.0	12	1.9	4.6	348	28.4				
L840042		3.21	7.1	23	2.4	8.4	131	57.8				
L840043		2.07	5.5	24	2.1	8.4	63	60.7				
L840044		3.92	5.6	21	2.6	7.9	4700	47.7				
L840045		0.02	0.5	3	0.1	0.8	14	0.7				
L840046		1.99	5.4	25	1.0	8.2	72	58.6				
L840047		1.80	6.0	24	1.1	8.5	54	62.4				
L840048		2.74	6.5	23	1.9	8.6	73	61.0				
L840049		0.12	0.8	8	166.0	0.9	>10000	3.8	>1500	11.60	2.79	3480
L840050		3.18	5.9	17	2.1	7.1	322	44.8				
L840051		2.53	6.4	24	6.5	8.9	177	55.6				
L840052		1.71	8.6	26	1.7	8.5	65	63.5				
L840053		3.22	8.4	24	5.2	8.2	128	59.8				
L840054		2.10	6.7	25	1.1	9.0	72	60.5				
L840055		3.69	6.3	14	1.8	5.1	>10000	28.7	134	1.875	3.92	
L840056		3.94	5.5	16	2.0	6.0	>10000	34.6	111	1.605	3.13	
L840057		2.68	12.3	29	5.0	9.0	275	55.9				
L840058		2.17	11.0	23	9.2	8.4	298	55.7				
L840059		3.78	11.5	22	3.8	8.2	2000	49.7				
L840060		3.18	8.5	24	7.5	8.4	422	53.7				
L840061		4.05	3.9	2	1.1	0.8	>10000	1.7	237	2.52	4.70	
L840062		0.03	0.6	3	0.1	0.8	21	<0.5				
L840063		3.61	9.8	22	2.7	7.9	2450	50.9				
L840064		3.56	9.4	26	3.8	10.6	533	58.5				
L840065		2.49	6.3	25	1.5	9.0	110	58.4				
L840066		1.97	7.4	26	1.0	8.4	71	60.3				
L840067		2.08	5.9	26	1.0	8.2	78	58.0				
L840068		1.65	5.0	23	1.1	8.2	52	54.2				
L840069		1.53	6.9	23	1.0	8.2	54	58.6				
L840070		1.56	8.1	25	1.1	8.5	63	62.8				
L840071		0.73	2.0	60	8.6	11.6	>10000	40.1		1.960	2.01	
L840072		0.93	2.6	67	1.0	22.9	61	53.8				
L840073		2.36	7.0	46	2.6	16.8	82	67.0				
L840074		2.11	6.5	20	1.8	9.9	182	66.4				
L840075		2.95	6.3	18	1.7	8.4	701	55.1				
L840076		1.66	6.5	25	1.0	10.4	63	78.5				

Comments: Gold assay on sample L840049 is reported by fire assay gravimetric method due to high silver content in the sample that may cause incomplete gold dissolution in aqua-regia solution.

***** See Appendix Page for comments regarding this certificate *****

ALS Canada Ltd.
2103 Dollarton Hwy
North Vancouver BC V7H 0A7
Phone: 604 984 0221 Fax: 604 984 0218 www.alsglobal.com

To: **SILVER RANGE RESOURCES LTD.**
C/O ARCHER, CATHRO & ASSOCIATES (1981) LIMITED
1016-510 W HASTINGS ST
VANCOUVER BC V6B 1L8

Finalized Date: 22-JUL-2012
Account: RANSIL

Project: Hammer-Keg

CERTIFICATE OF ANALYSIS WH12165400

Method	CERTIFICATE COMMENTS
ME-MS61	Interference: Ca>10% on ICP-MS As, ICP-AES results shown.
ME-MS61	REE's may not be totally soluble in this method.

ALS Canada Ltd.

2103 Dollarton Hwy
North Vancouver BC V7H 0A7
Phone: 604 984 0221 Fax: 604 984 0218 www.alsglobal.com

To: **SILVER RANGE RESOURCES LTD.**
C/O ARCHER, CATHRO & ASSOCIATES (1981) LIMITED
1016-510 W HASTINGS ST
VANCOUVER BC V6B 1L8

Finalized Date: 27-JUL-2012
This copy reported on 2-AUG-2012
Account: RANSIL

CERTIFICATE WH12166388

Project: Re-assays from WH12147780

P.O. No.:

This report is for 34 Drill Core samples submitted to our lab in Whitehorse, YT, Canada on 17-JUL-2012.

The following have access to data associated with this certificate:

JOAN MARIACHER		

SAMPLE PREPARATION

ALS CODE	DESCRIPTION
FND-02	Find Sample for Addn Analysis

ANALYTICAL PROCEDURES

ALS CODE	DESCRIPTION	INSTRUMENT
Pb-OG62	Ore Grade Pb - Four Acid	VARIABLE
Zn-OG62	Ore Grade Zn - Four Acid	VARIABLE
ME-MS61	48 element four acid ICP-MS	
Ag-OG62	Ore Grade Ag - Four Acid	VARIABLE
ME-OG62	Ore Grade Elements - Four Acid	ICP-AES

To: **SILVER RANGE RESOURCES LTD.**
ATTN: JOAN MARIACHER
C/O ARCHER, CATHRO & ASSOCIATES (1981) LIMITED
1016-510 W HASTINGS ST
VANCOUVER BC V6B 1L8

This is the Final Report and supersedes any preliminary report with this certificate number. Results apply to samples as submitted. All pages of this report have been checked and approved for release.

***** See Appendix Page for comments regarding this certificate *****

Comments: **Re-analysis Results for Samples Originally Reported on Certificate WH12147780**

Signature:

Colin Ramshaw, Vancouver Laboratory Manager

ALS Canada Ltd.
2103 Dollarton Hwy
North Vancouver BC V7H 0A7
Phone: 604 984 0221 Fax: 604 984 0218 www.alsglobal.com

To: **SILVER RANGE RESOURCES LTD.**
C/O ARCHER, CATHRO & ASSOCIATES (1981) LIMITED
1016-510 W HASTINGS ST
VANCOUVER BC V6B 1L8

Finalized Date: 27-JUL-2012
Account: RANSIL

Project: Re-assays from WH12147780

CERTIFICATE OF ANALYSIS WH12166388

Sample Description	Method	ME-MS61	ME-MS61	ME-MS61	ME-MS61	ME-MS61	ME-MS61	ME-MS61	ME-MS61	ME-MS61	ME-MS61	ME-MS61	ME-MS61	ME-MS61	ME-MS61	ME-MS61
	Analyte	Ag	Al	As	Ba	Be	Bi	Ca	Cd	Ce	Co	Cr	Cs	Cu	Fe	Ga
	Units	ppm	%	ppm	ppm	ppm	ppm	%	ppm	ppm	ppm	ppm	ppm	ppm	%	ppm
	LOR	0.01	0.01	0.2	10	0.05	0.01	0.01	0.02	0.01	0.1	1	0.05	0.2	0.01	0.05
L845609		0.59	6.85	79.3	310	4.42	0.55	0.14	0.04	64.7	3.0	18	15.90	6.8	3.78	24.7
L845610		0.17	7.93	13.9	490	4.45	0.55	0.22	<0.02	69.3	3.7	27	14.40	3.6	1.56	30.0
L845611		0.37	7.59	42.9	560	4.28	0.46	0.26	0.09	80.8	3.0	22	15.90	3.4	1.92	27.5
L845612		0.13	7.27	2.2	540	4.54	0.46	0.77	0.02	75.0	2.6	20	11.35	2.5	1.56	26.8
L845613		0.28	6.94	0.8	430	4.93	0.94	1.53	0.05	56.5	1.8	19	19.20	2.0	1.33	26.4
L845614		0.14	7.21	0.6	510	4.34	1.29	1.06	0.03	72.3	2.1	19	12.45	2.1	1.34	25.6
L845615		1.37	6.83	73.9	430	4.27	2.47	0.37	0.39	69.1	2.6	20	25.2	5.3	1.52	24.3
L845616		0.12	7.23	1.5	490	4.65	0.71	1.11	0.02	71.5	2.3	22	14.90	1.7	1.33	25.7
L845617		58.4	4.99	2740	580	0.52	3.92	6.97	122.5	28.4	13.0	44	2.66	1015	3.86	11.45
L845618		0.14	7.19	7.1	580	4.51	0.58	0.96	0.61	84.9	3.4	18	12.70	3.5	1.56	26.0
L845619		3.93	7.65	75.5	490	4.07	0.54	0.16	6.97	90.9	1.2	24	24.6	21.7	1.66	28.5
L845621		2.95	7.73	46.0	550	4.36	0.61	0.17	2.91	86.8	0.9	20	26.1	22.9	1.49	28.5
L845622		2.74	7.59	43.6	550	4.26	0.58	0.16	2.86	82.0	1.0	25	25.7	22.8	1.47	28.2
L845623		0.99	7.58	54.2	520	4.71	0.54	0.26	1.81	87.9	3.1	28	20.8	9.9	1.71	28.6
L845624		1.36	7.03	3.8	580	4.98	0.55	1.09	0.07	88.1	2.6	28	9.22	4.6	1.49	25.8
L845625		0.12	6.95	1.4	490	5.68	0.53	1.19	0.04	73.5	2.3	25	11.05	2.1	1.30	26.3
L845626		0.20	7.10	3.8	540	5.30	0.42	1.32	0.04	59.5	2.9	14	18.75	3.5	1.14	27.6
L845627		0.18	7.21	3.3	420	6.77	0.61	0.94	0.04	77.6	2.4	17	29.1	2.5	1.13	26.0
L845628		0.07	0.10	<5	20	0.05	0.02	21.1	0.05	1.48	2.0	2	0.33	2.0	0.45	0.55
L845629		0.16	7.18	1.5	590	4.96	0.49	1.29	0.02	90.6	2.5	23	14.30	2.7	1.48	26.6
L845630		17.85	7.36	8.2	500	4.92	0.49	1.05	1.21	78.0	2.8	26	24.7	34.3	1.51	27.6
L845632		1.22	7.00	2.9	570	4.34	0.41	1.22	0.05	82.4	2.7	22	15.15	3.3	1.55	24.6
L845633		1.61	7.20	2.6	580	5.09	0.56	1.43	0.06	84.1	2.7	31	13.20	12.1	1.45	26.8
L845634		0.25	7.06	1.4	590	4.95	0.44	1.34	0.04	83.1	2.7	22	11.80	3.5	1.46	25.7
L845635		0.34	7.20	0.6	580	5.58	0.45	1.11	0.03	81.7	2.4	33	9.90	2.0	1.34	26.6
L845636		0.29	7.65	1.5	530	5.87	0.63	1.40	0.03	89.3	3.1	21	19.00	3.2	1.47	27.0
L845637		0.40	6.81	1.2	540	5.13	0.62	1.30	0.10	71.5	2.4	18	9.04	8.2	1.26	23.6
L845638		0.03	0.09	<5	20	0.05	0.02	20.9	0.05	1.32	1.8	2	0.54	2.7	0.49	0.55
L845639		0.16	7.32	0.8	610	4.56	1.65	1.17	0.03	100.5	2.7	29	12.90	4.6	1.49	27.8
L845640		0.88	7.35	3.2	570	4.78	5.75	0.67	0.04	95.1	3.0	20	15.70	18.6	1.32	27.5
L845641		0.15	7.03	0.5	580	4.85	0.64	1.21	0.02	89.1	3.1	30	10.10	16.5	1.49	26.1
L845642		NSS	NSS	NSS	NSS	NSS	NSS	NSS	NSS	NSS	NSS	NSS	NSS	NSS	NSS	NSS
L845643		0.12	7.11	3.1	480	6.65	0.51	0.85	0.04	81.9	3.2	21	12.50	5.3	1.52	26.3
L845644		0.10	7.07	1.0	520	5.67	0.64	1.13	<0.02	76.9	3.3	22	12.20	7.3	1.51	26.2

Comments: **Re-analysis Results for Samples Originally Reported on Certificate WH12147780**

***** See Appendix Page for comments regarding this certificate *****

ALS Canada Ltd.
2103 Dollarton Hwy
North Vancouver BC V7H 0A7
Phone: 604 984 0221 Fax: 604 984 0218 www.alsglobal.com

To: **SILVER RANGE RESOURCES LTD.**
C/O ARCHER, CATHRO & ASSOCIATES (1981) LIMITED
1016-510 W HASTINGS ST
VANCOUVER BC V6B 1L8

Finalized Date: 27-JUL-2012
Account: RANSIL

Project: Re-assays from WH12147780

CERTIFICATE OF ANALYSIS WH12166388

Sample Description	Method	ME-MS61	ME-MS61	ME-MS61	ME-MS61	ME-MS61	ME-MS61	ME-MS61	ME-MS61	ME-MS61	ME-MS61	ME-MS61	ME-MS61	ME-MS61	ME-MS61	ME-MS61
	Analyte	Ge	Hf	In	K	La	Li	Mg	Mn	Mo	Na	Nb	Ni	P	Pb	Rb
	Units	ppm	ppm	ppm	%	ppm	ppm	%	ppm	ppm	%	ppm	ppm	ppm	ppm	ppm
	LOR	0.05	0.1	0.005	0.01	0.5	0.2	0.01	5	0.05	0.01	0.1	0.2	10	0.5	0.1
L845609		0.12	1.6	0.031	3.56	31.1	221	0.29	1620	1.46	0.05	9.6	4.8	480	47.2	365
L845610		0.11	1.9	0.038	4.34	32.4	166.5	0.26	226	1.31	0.11	12.1	2.3	540	35.1	354
L845611		0.13	1.6	0.037	4.01	37.4	177.5	0.26	2400	1.51	0.12	11.8	4.5	510	38.2	308
L845612		0.14	1.9	0.034	3.80	35.0	63.2	0.31	190	1.02	1.51	12.8	3.4	550	39.6	254
L845613		0.12	1.9	0.035	4.01	26.2	90.3	0.36	1100	1.66	0.76	11.9	2.4	530	51.9	297
L845614		0.13	2.1	0.032	3.94	34.6	41.4	0.28	659	1.99	1.83	12.7	2.9	530	43.4	273
L845615		0.09	1.9	0.029	4.06	33.2	139.5	0.24	1780	1.55	0.25	11.4	3.1	520	78.0	329
L845616		0.12	2.1	0.034	4.01	34.8	83.2	0.28	674	1.50	1.49	12.1	2.8	600	43.5	291
L845617		0.11	1.4	0.080	1.36	14.3	9.5	0.69	2740	5.46	1.26	4.6	27.3	650	>10000	72.1
L845618		0.12	2.3	0.032	3.85	40.6	36.4	0.34	1930	1.36	1.96	10.4	3.4	540	53.8	275
L845619		0.14	2.3	0.035	4.12	42.2	304	0.21	1970	1.88	0.13	10.1	1.9	520	149.5	328
L845621		0.14	2.4	0.036	4.44	41.0	231	0.20	1520	1.59	0.13	10.5	2.0	560	68.5	353
L845622		0.15	2.3	0.036	4.46	38.1	220	0.19	1480	1.94	0.13	11.0	1.9	570	60.8	353
L845623		0.16	2.3	0.036	4.40	41.5	75.0	0.26	2590	2.37	0.55	10.5	6.6	490	63.7	361
L845624		0.17	2.5	0.034	3.65	42.0	56.8	0.36	303	1.80	1.98	10.0	3.4	490	47.5	257
L845625		0.15	2.1	0.034	3.71	34.2	47.6	0.31	253	1.86	1.96	11.6	2.7	590	43.5	255
L845626		0.13	2.3	0.031	4.16	26.2	123.5	0.23	416	0.94	0.53	12.5	2.7	560	46.0	298
L845627		0.13	2.3	0.033	3.71	37.7	331	0.38	403	1.14	0.17	11.1	2.5	520	42.4	311
L845628		0.13	<0.1	<0.005	0.04	0.7	1.2	12.45	196	0.17	0.01	0.6	4.2	180	1.4	2.9
L845629		0.18	2.4	0.035	3.84	43.5	43.2	0.35	372	1.56	1.81	11.5	2.6	540	41.8	268
L845630		0.18	2.3	0.040	4.46	35.6	256	0.32	3470	1.83	0.12	10.8	3.1	570	169.5	349
L845632		0.17	2.3	0.031	4.22	38.9	54.5	0.32	904	1.60	1.14	12.4	2.6	500	52.8	330
L845633		0.17	2.3	0.036	3.87	40.0	64.7	0.37	369	2.08	1.72	11.2	3.1	520	49.3	261
L845634		0.16	2.4	0.031	3.79	39.6	57.9	0.37	309	1.50	1.86	11.7	2.8	520	44.8	250
L845635		0.18	2.2	0.035	3.87	39.7	44.7	0.35	266	2.07	2.06	10.7	2.8	580	44.1	249
L845636		0.18	2.3	0.029	3.85	45.9	72.8	0.45	578	1.59	1.33	11.3	3.3	520	50.6	269
L845637		0.15	2.2	0.038	3.38	33.8	34.9	0.31	306	1.11	2.67	12.3	2.6	500	46.4	220
L845638		0.10	<0.1	0.008	0.05	0.6	0.8	12.35	205	0.15	0.01	0.5	4.4	230	1.7	3.3
L845639		0.18	2.3	0.036	3.66	49.2	72.1	0.41	239	1.88	1.91	9.8	3.4	550	46.9	250
L845640		0.19	2.1	0.030	3.79	46.2	126.0	0.39	174	1.30	1.06	8.0	3.2	580	52.5	267
L845641		0.19	2.2	0.037	3.55	44.3	70.7	0.39	275	1.80	2.07	9.6	3.9	530	44.2	242
L845642		NSS	NSS	NSS	NSS	NSS	NSS	NSS	NSS	NSS	NSS	NSS	NSS	NSS	NSS	NSS
L845643		0.18	1.7	0.034	3.38	38.9	66.0	0.31	795	1.09	1.73	11.0	3.5	480	40.5	268
L845644		0.18	1.9	0.035	3.51	36.1	73.2	0.32	217	1.13	1.73	11.8	3.9	550	38.9	241

Comments: **Re-analysis Results for Samples Originally Reported on Certificate WH12147780**

***** See Appendix Page for comments regarding this certificate *****

ALS Canada Ltd.
2103 Dollarton Hwy
North Vancouver BC V7H 0A7
Phone: 604 984 0221 Fax: 604 984 0218 www.alsglobal.com

To: **SILVER RANGE RESOURCES LTD.**
C/O ARCHER, CATHRO & ASSOCIATES (1981) LIMITED
1016-510 W HASTINGS ST
VANCOUVER BC V6B 1L8

Finalized Date: 27-JUL-2012
Account: RANSIL

Project: Re-assays from WH12147780

CERTIFICATE OF ANALYSIS WH12166388

Sample Description	Method	ME-MS61	ME-MS61	ME-MS61	ME-MS61	ME-MS61	ME-MS61	ME-MS61	ME-MS61	ME-MS61	ME-MS61	ME-MS61	ME-MS61	ME-MS61	ME-MS61	ME-MS61
	Analyte	Re	S	Sb	Sc	Se	Sn	Sr	Ta	Te	Th	Ti	Tl	U	V	W
	Units	ppm	%	ppm	ppm	ppm	ppm	ppm	ppm	ppm	ppm	%	ppm	ppm	ppm	ppm
	LOR	0.002	0.01	0.05	0.1	1	0.2	0.2	0.05	0.05	0.2	0.005	0.02	0.1	1	0.1
L845609		<0.002	<0.01	7.74	4.2	<1	8.1	44.3	0.91	<0.05	14.7	0.150	2.31	26.5	20	9.4
L845610		<0.002	<0.01	1.61	5.7	<1	8.2	62.9	1.15	<0.05	18.7	0.209	2.21	7.8	25	2.1
L845611		<0.002	<0.01	4.17	5.7	<1	7.3	83.9	1.07	<0.05	19.2	0.211	1.90	10.4	26	5.2
L845612		<0.002	<0.01	0.46	5.3	<1	7.1	145.0	1.17	<0.05	18.7	0.194	1.52	4.2	23	1.7
L845613		<0.002	0.01	0.59	4.6	<1	7.5	130.5	1.29	<0.05	15.4	0.162	3.05	6.1	16	2.2
L845614		<0.002	0.01	0.44	4.5	<1	6.8	160.5	1.28	<0.05	18.7	0.177	1.83	8.8	18	1.3
L845615		<0.002	0.24	9.14	4.2	<1	9.6	71.8	1.09	<0.05	18.2	0.167	3.47	8.7	17	2.6
L845616		<0.002	0.01	0.72	4.6	<1	6.9	148.0	1.17	<0.05	19.3	0.175	2.02	9.2	18	1.4
L845617		0.003	2.83	46.5	8.5	4	2.7	433	0.31	0.15	4.0	0.211	0.80	2.0	64	9.8
L845618		<0.002	0.02	0.70	4.6	<1	6.6	172.0	0.84	<0.05	22.8	0.194	1.89	11.9	22	1.2
L845619		<0.002	0.03	16.80	5.3	<1	12.4	73.5	0.79	<0.05	22.8	0.194	2.96	10.6	21	5.6
L845621		<0.002	0.03	11.25	5.3	<1	8.0	78.0	0.83	<0.05	23.2	0.187	3.11	12.9	20	7.3
L845622		<0.002	0.03	10.45	5.2	<1	7.5	78.3	0.83	<0.05	22.2	0.186	2.86	12.3	20	7.1
L845623		<0.002	0.05	14.25	5.3	<1	8.1	100.5	0.81	<0.05	22.7	0.191	3.68	11.4	21	1.8
L845624		<0.002	0.01	0.74	5.4	<1	6.7	178.5	0.85	<0.05	22.8	0.186	1.64	10.1	20	1.2
L845625		<0.002	0.01	0.33	4.8	<1	6.9	160.0	0.98	<0.05	19.4	0.187	1.51	9.5	20	1.4
L845626		<0.002	0.03	0.77	4.4	<1	7.6	110.5	1.06	<0.05	16.8	0.191	1.98	7.9	19	2.6
L845627		<0.002	0.01	1.08	4.4	<1	6.2	72.9	0.87	<0.05	20.3	0.180	2.01	10.5	17	2.5
L845628		<0.002	0.01	<0.05	0.4	<1	<0.2	42.6	<0.05	<0.05	<0.2	<0.005	0.02	0.6	2	0.2
L845629		<0.002	0.01	0.40	5.1	<1	6.4	186.5	0.92	<0.05	21.9	0.203	1.85	9.9	22	0.9
L845630		<0.002	0.30	19.20	4.9	<1	9.7	88.3	0.82	<0.05	19.9	0.183	3.86	10.8	20	3.2
L845632		<0.002	0.12	1.66	4.8	<1	7.0	130.0	1.04	<0.05	20.0	0.193	2.75	9.6	20	1.6
L845633		<0.002	0.02	1.54	5.1	<1	6.4	187.0	0.80	<0.05	20.5	0.196	1.92	8.9	22	1.3
L845634		<0.002	0.02	0.39	4.8	<1	6.2	191.0	0.91	<0.05	21.2	0.197	1.82	8.2	22	1.4
L845635		<0.002	0.01	0.41	5.0	<1	6.7	190.0	0.94	<0.05	20.7	0.185	1.64	8.6	20	1.2
L845636		0.003	0.05	0.60	4.7	1	8.0	151.5	0.90	<0.05	21.7	0.198	2.25	8.7	22	1.3
L845637		<0.002	0.02	0.32	4.1	<1	7.3	177.0	1.09	<0.05	18.9	0.177	1.73	7.8	19	1.3
L845638		<0.002	0.02	<0.05	0.3	<1	<0.2	38.8	<0.05	<0.05	<0.2	<0.005	0.02	0.9	3	0.2
L845639		<0.002	0.02	0.45	4.9	<1	6.6	203	0.78	<0.05	23.5	0.195	1.58	9.5	27	1.4
L845640		<0.002	0.03	1.05	4.7	<1	6.5	136.0	0.64	0.05	22.1	0.169	1.79	9.5	24	2.4
L845641		<0.002	0.05	0.18	5.2	<1	6.2	209	0.74	<0.05	21.4	0.194	1.50	8.3	27	1.0
L845642		NSS	NSS	NSS	NSS	NSS	NSS	NSS	NSS	NSS	NSS	NSS	NSS	NSS	NSS	NSS
L845643		<0.002	<0.01	0.72	5.5	<1	6.6	124.5	0.87	<0.05	19.5	0.202	1.65	3.4	25	1.8
L845644		<0.002	<0.01	0.38	5.5	<1	6.5	156.5	1.08	<0.05	19.3	0.210	1.42	4.0	27	1.3

Comments: **Re-analysis Results for Samples Originally Reported on Certificate WH12147780**

***** See Appendix Page for comments regarding this certificate *****

ALS Canada Ltd.
2103 Dollarton Hwy
North Vancouver BC V7H 0A7
Phone: 604 984 0221 Fax: 604 984 0218 www.alsglobal.com

To: **SILVER RANGE RESOURCES LTD.**
C/O ARCHER, CATHRO & ASSOCIATES (1981) LIMITED
1016-510 W HASTINGS ST
VANCOUVER BC V6B 1L8

Finalized Date: 27-JUL-2012
Account: RANSIL

Project: Re-assays from WH12147780

CERTIFICATE OF ANALYSIS WH12166388

Sample Description	Method	ME-MS61	ME-MS61	ME-MS61	Ag-OG62	Pb-OG62	Zn-OG62
	Analyte	Y	Zn	Zr	Ag	Pb	Zn
	Units	ppm	ppm	ppm	ppm	%	%
	LOR	0.1	2	0.5	1	0.001	0.001
L845609		9.1	221	54.3			
L845610		7.1	51	67.2			
L845611		8.3	221	55.0			
L845612		8.7	79	67.3			
L845613		7.5	81	64.8			
L845614		8.6	60	70.7			
L845615		7.9	330	62.8			
L845616		9.0	68	69.5			
L845617		11.8	>10000	44.6		2.00	1.975
L845618		8.5	905	80.7			
L845619		10.1	843	84.0			
L845621		9.9	692	82.5			
L845622		9.7	688	82.6			
L845623		8.8	879	82.6			
L845624		8.3	64	85.2			
L845625		8.8	59	74.2			
L845626		8.2	54	78.7			
L845627		8.3	56	79.6			
L845628		0.9	14	0.5			
L845629		8.7	56	86.3			
L845630		8.8	855	81.7			
L845632		8.3	82	84.0			
L845633		8.4	69	86.3			
L845634		8.4	57	84.7			
L845635		8.7	52	75.6			
L845636		10.0	50	85.2	<1		
L845637		8.5	78	74.1			
L845638		0.9	14	<0.5			
L845639		9.0	61	83.5			
L845640		8.6	59	77.4			
L845641		8.1	54	78.4			
L845642		NSS	NSS	NSS			
L845643		8.8	54	62.6			
L845644		8.6	53	65.6			

Comments: **Re-analysis Results for Samples Originally Reported on Certificate WH12147780**

***** See Appendix Page for comments regarding this certificate *****

ALS Canada Ltd.
2103 Dollarton Hwy
North Vancouver BC V7H 0A7
Phone: 604 984 0221 Fax: 604 984 0218 www.alsglobal.com

To: **SILVER RANGE RESOURCES LTD.**
C/O ARCHER, CATHRO & ASSOCIATES (1981) LIMITED
1016-510 W HASTINGS ST
VANCOUVER BC V6B 1L8

Finalized Date: 27-JUL-2012
Account: RANSIL

Project: Re-assays from WH12147780

CERTIFICATE OF ANALYSIS WH12166388

Method	CERTIFICATE COMMENTS
ALL METHODS	NSS is non-sufficient sample.
ME-MS61	Interference: Ca>10% on ICP-MS As, ICP-AES results shown.
ME-MS61	REE's may not be totally soluble in this method.

ALS Canada Ltd.

2103 Dollarton Hwy
North Vancouver BC V7H 0A7
Phone: 604 984 0221 Fax: 604 984 0218 www.alsglobal.com

To: **SILVER RANGE RESOURCES LTD.**
C/O ARCHER, CATHRO & ASSOCIATES (1981) LIMITED
1016-510 W HASTINGS ST
VANCOUVER BC V6B 1L8

Finalized Date: 27-JUL-2012
This copy reported on 3-AUG-2012
Account: RANSIL

CERTIFICATE WH12166388

Project: Hammer-Keg

P.O. No.:

This report is for 34 Drill Core samples submitted to our lab in Whitehorse, YT, Canada on 17-JUL-2012.

The following have access to data associated with this certificate:

MATT DUMALA	JOAN MARIACHER	

SAMPLE PREPARATION

ALS CODE	DESCRIPTION
FND-02	Find Sample for Addn Analysis

ANALYTICAL PROCEDURES

ALS CODE	DESCRIPTION	INSTRUMENT
Pb-OG62	Ore Grade Pb - Four Acid	VARIABLE
Zn-OG62	Ore Grade Zn - Four Acid	VARIABLE
ME-MS61	48 element four acid ICP-MS	
Ag-OG62	Ore Grade Ag - Four Acid	VARIABLE
ME-OG62	Ore Grade Elements - Four Acid	ICP-AES

To: **SILVER RANGE RESOURCES LTD.**
ATTN: JOAN MARIACHER
C/O ARCHER, CATHRO & ASSOCIATES (1981) LIMITED
1016-510 W HASTINGS ST
VANCOUVER BC V6B 1L8

This is the Final Report and supersedes any preliminary report with this certificate number. Results apply to samples as submitted. All pages of this report have been checked and approved for release.

***** See Appendix Page for comments regarding this certificate *****

Comments: **Re-analysis Results for Samples Originally Reported on Certificate WH12147780**

Signature:

Colin Ramshaw, Vancouver Laboratory Manager

ALS Canada Ltd.
2103 Dollarton Hwy
North Vancouver BC V7H 0A7
Phone: 604 984 0221 Fax: 604 984 0218 www.alsglobal.com

To: **SILVER RANGE RESOURCES LTD.**
C/O ARCHER, CATHRO & ASSOCIATES (1981) LIMITED
1016-510 W HASTINGS ST
VANCOUVER BC V6B 1L8

Finalized Date: 27-JUL-2012
Account: RANSIL

Project: Hammer-Keg

CERTIFICATE OF ANALYSIS WH12166388

Sample Description	Method	ME-MS61	ME-MS61	ME-MS61	ME-MS61	ME-MS61	ME-MS61	ME-MS61	ME-MS61	ME-MS61	ME-MS61	ME-MS61	ME-MS61	ME-MS61	ME-MS61	ME-MS61
	Analyte	Ag	Al	As	Ba	Be	Bi	Ca	Cd	Ce	Co	Cr	Cs	Cu	Fe	Ga
	Units	ppm	%	ppm	ppm	ppm	ppm	%	ppm	ppm	ppm	ppm	ppm	ppm	%	ppm
	LOR	0.01	0.01	0.2	10	0.05	0.01	0.01	0.02	0.01	0.1	1	0.05	0.2	0.01	0.05
L845609		0.59	6.85	79.3	310	4.42	0.55	0.14	0.04	64.7	3.0	18	15.90	6.8	3.78	24.7
L845610		0.17	7.93	13.9	490	4.45	0.55	0.22	<0.02	69.3	3.7	27	14.40	3.6	1.56	30.0
L845611		0.37	7.59	42.9	560	4.28	0.46	0.26	0.09	80.8	3.0	22	15.90	3.4	1.92	27.5
L845612		0.13	7.27	2.2	540	4.54	0.46	0.77	0.02	75.0	2.6	20	11.35	2.5	1.56	26.8
L845613		0.28	6.94	0.8	430	4.93	0.94	1.53	0.05	56.5	1.8	19	19.20	2.0	1.33	26.4
L845614		0.14	7.21	0.6	510	4.34	1.29	1.06	0.03	72.3	2.1	19	12.45	2.1	1.34	25.6
L845615		1.37	6.83	73.9	430	4.27	2.47	0.37	0.39	69.1	2.6	20	25.2	5.3	1.52	24.3
L845616		0.12	7.23	1.5	490	4.65	0.71	1.11	0.02	71.5	2.3	22	14.90	1.7	1.33	25.7
L845617		58.4	4.99	2740	580	0.52	3.92	6.97	122.5	28.4	13.0	44	2.66	1015	3.86	11.45
L845618		0.14	7.19	7.1	580	4.51	0.58	0.96	0.61	84.9	3.4	18	12.70	3.5	1.56	26.0
L845619		3.93	7.65	75.5	490	4.07	0.54	0.16	6.97	90.9	1.2	24	24.6	21.7	1.66	28.5
L845621		2.95	7.73	46.0	550	4.36	0.61	0.17	2.91	86.8	0.9	20	26.1	22.9	1.49	28.5
L845622		2.74	7.59	43.6	550	4.26	0.58	0.16	2.86	82.0	1.0	25	25.7	22.8	1.47	28.2
L845623		0.99	7.58	54.2	520	4.71	0.54	0.26	1.81	87.9	3.1	28	20.8	9.9	1.71	28.6
L845624		1.36	7.03	3.8	580	4.98	0.55	1.09	0.07	88.1	2.6	28	9.22	4.6	1.49	25.8
L845625		0.12	6.95	1.4	490	5.68	0.53	1.19	0.04	73.5	2.3	25	11.05	2.1	1.30	26.3
L845626		0.20	7.10	3.8	540	5.30	0.42	1.32	0.04	59.5	2.9	14	18.75	3.5	1.14	27.6
L845627		0.18	7.21	3.3	420	6.77	0.61	0.94	0.04	77.6	2.4	17	29.1	2.5	1.13	26.0
L845628		0.07	0.10	<5	20	0.05	0.02	21.1	0.05	1.48	2.0	2	0.33	2.0	0.45	0.55
L845629		0.16	7.18	1.5	590	4.96	0.49	1.29	0.02	90.6	2.5	23	14.30	2.7	1.48	26.6
L845630		17.85	7.36	8.2	500	4.92	0.49	1.05	1.21	78.0	2.8	26	24.7	34.3	1.51	27.6
L845632		1.22	7.00	2.9	570	4.34	0.41	1.22	0.05	82.4	2.7	22	15.15	3.3	1.55	24.6
L845633		1.61	7.20	2.6	580	5.09	0.56	1.43	0.06	84.1	2.7	31	13.20	12.1	1.45	26.8
L845634		0.25	7.06	1.4	590	4.95	0.44	1.34	0.04	83.1	2.7	22	11.80	3.5	1.46	25.7
L845635		0.34	7.20	0.6	580	5.58	0.45	1.11	0.03	81.7	2.4	33	9.90	2.0	1.34	26.6
L845636		0.29	7.65	1.5	530	5.87	0.63	1.40	0.03	89.3	3.1	21	19.00	3.2	1.47	27.0
L845637		0.40	6.81	1.2	540	5.13	0.62	1.30	0.10	71.5	2.4	18	9.04	8.2	1.26	23.6
L845638		0.03	0.09	<5	20	0.05	0.02	20.9	0.05	1.32	1.8	2	0.54	2.7	0.49	0.55
L845639		0.16	7.32	0.8	610	4.56	1.65	1.17	0.03	100.5	2.7	29	12.90	4.6	1.49	27.8
L845640		0.88	7.35	3.2	570	4.78	5.75	0.67	0.04	95.1	3.0	20	15.70	18.6	1.32	27.5
L845641		0.15	7.03	0.5	580	4.85	0.64	1.21	0.02	89.1	3.1	30	10.10	16.5	1.49	26.1
L845642		NSS	NSS	NSS	NSS	NSS	NSS	NSS	NSS	NSS	NSS	NSS	NSS	NSS	NSS	NSS
L845643		0.12	7.11	3.1	480	6.65	0.51	0.85	0.04	81.9	3.2	21	12.50	5.3	1.52	26.3
L845644		0.10	7.07	1.0	520	5.67	0.64	1.13	<0.02	76.9	3.3	22	12.20	7.3	1.51	26.2

Comments: **Re-analysis Results for Samples Originally Reported on Certificate WH12147780**

***** See Appendix Page for comments regarding this certificate *****

ALS Canada Ltd.
2103 Dollarton Hwy
North Vancouver BC V7H 0A7
Phone: 604 984 0221 Fax: 604 984 0218 www.alsglobal.com

To: **SILVER RANGE RESOURCES LTD.**
C/O ARCHER, CATHRO & ASSOCIATES (1981) LIMITED
1016-510 W HASTINGS ST
VANCOUVER BC V6B 1L8

Finalized Date: 27-JUL-2012
Account: RANSIL

Project: Hammer-Keg

CERTIFICATE OF ANALYSIS WH12166388

Sample Description	Method	ME-MS61	ME-MS61	ME-MS61	ME-MS61	ME-MS61	ME-MS61	ME-MS61	ME-MS61	ME-MS61	ME-MS61	ME-MS61	ME-MS61	ME-MS61	ME-MS61	ME-MS61
	Analyte	Ge	Hf	In	K	La	Li	Mg	Mn	Mo	Na	Nb	Ni	P	Pb	Rb
	Units	ppm	ppm	ppm	%	ppm	ppm	%	ppm	ppm	%	ppm	ppm	ppm	ppm	ppm
	LOR	0.05	0.1	0.005	0.01	0.5	0.2	0.01	5	0.05	0.01	0.1	0.2	10	0.5	0.1
L845609		0.12	1.6	0.031	3.56	31.1	221	0.29	1620	1.46	0.05	9.6	4.8	480	47.2	365
L845610		0.11	1.9	0.038	4.34	32.4	166.5	0.26	226	1.31	0.11	12.1	2.3	540	35.1	354
L845611		0.13	1.6	0.037	4.01	37.4	177.5	0.26	2400	1.51	0.12	11.8	4.5	510	38.2	308
L845612		0.14	1.9	0.034	3.80	35.0	63.2	0.31	190	1.02	1.51	12.8	3.4	550	39.6	254
L845613		0.12	1.9	0.035	4.01	26.2	90.3	0.36	1100	1.66	0.76	11.9	2.4	530	51.9	297
L845614		0.13	2.1	0.032	3.94	34.6	41.4	0.28	659	1.99	1.83	12.7	2.9	530	43.4	273
L845615		0.09	1.9	0.029	4.06	33.2	139.5	0.24	1780	1.55	0.25	11.4	3.1	520	78.0	329
L845616		0.12	2.1	0.034	4.01	34.8	83.2	0.28	674	1.50	1.49	12.1	2.8	600	43.5	291
L845617		0.11	1.4	0.080	1.36	14.3	9.5	0.69	2740	5.46	1.26	4.6	27.3	650	>10000	72.1
L845618		0.12	2.3	0.032	3.85	40.6	36.4	0.34	1930	1.36	1.96	10.4	3.4	540	53.8	275
L845619		0.14	2.3	0.035	4.12	42.2	304	0.21	1970	1.88	0.13	10.1	1.9	520	149.5	328
L845621		0.14	2.4	0.036	4.44	41.0	231	0.20	1520	1.59	0.13	10.5	2.0	560	68.5	353
L845622		0.15	2.3	0.036	4.46	38.1	220	0.19	1480	1.94	0.13	11.0	1.9	570	60.8	353
L845623		0.16	2.3	0.036	4.40	41.5	75.0	0.26	2590	2.37	0.55	10.5	6.6	490	63.7	361
L845624		0.17	2.5	0.034	3.65	42.0	56.8	0.36	303	1.80	1.98	10.0	3.4	490	47.5	257
L845625		0.15	2.1	0.034	3.71	34.2	47.6	0.31	253	1.86	1.96	11.6	2.7	590	43.5	255
L845626		0.13	2.3	0.031	4.16	26.2	123.5	0.23	416	0.94	0.53	12.5	2.7	560	46.0	298
L845627		0.13	2.3	0.033	3.71	37.7	331	0.38	403	1.14	0.17	11.1	2.5	520	42.4	311
L845628		0.13	<0.1	<0.005	0.04	0.7	1.2	12.45	196	0.17	0.01	0.6	4.2	180	1.4	2.9
L845629		0.18	2.4	0.035	3.84	43.5	43.2	0.35	372	1.56	1.81	11.5	2.6	540	41.8	268
L845630		0.18	2.3	0.040	4.46	35.6	256	0.32	3470	1.83	0.12	10.8	3.1	570	169.5	349
L845632		0.17	2.3	0.031	4.22	38.9	54.5	0.32	904	1.60	1.14	12.4	2.6	500	52.8	330
L845633		0.17	2.3	0.036	3.87	40.0	64.7	0.37	369	2.08	1.72	11.2	3.1	520	49.3	261
L845634		0.16	2.4	0.031	3.79	39.6	57.9	0.37	309	1.50	1.86	11.7	2.8	520	44.8	250
L845635		0.18	2.2	0.035	3.87	39.7	44.7	0.35	266	2.07	2.06	10.7	2.8	580	44.1	249
L845636		0.18	2.3	0.029	3.85	45.9	72.8	0.45	578	1.59	1.33	11.3	3.3	520	50.6	269
L845637		0.15	2.2	0.038	3.38	33.8	34.9	0.31	306	1.11	2.67	12.3	2.6	500	46.4	220
L845638		0.10	<0.1	0.008	0.05	0.6	0.8	12.35	205	0.15	0.01	0.5	4.4	230	1.7	3.3
L845639		0.18	2.3	0.036	3.66	49.2	72.1	0.41	239	1.88	1.91	9.8	3.4	550	46.9	250
L845640		0.19	2.1	0.030	3.79	46.2	126.0	0.39	174	1.30	1.06	8.0	3.2	580	52.5	267
L845641		0.19	2.2	0.037	3.55	44.3	70.7	0.39	275	1.80	2.07	9.6	3.9	530	44.2	242
L845642		NSS	NSS	NSS	NSS	NSS	NSS	NSS	NSS	NSS	NSS	NSS	NSS	NSS	NSS	NSS
L845643		0.18	1.7	0.034	3.38	38.9	66.0	0.31	795	1.09	1.73	11.0	3.5	480	40.5	268
L845644		0.18	1.9	0.035	3.51	36.1	73.2	0.32	217	1.13	1.73	11.8	3.9	550	38.9	241

Comments: **Re-analysis Results for Samples Originally Reported on Certificate WH12147780**

***** See Appendix Page for comments regarding this certificate *****

ALS Canada Ltd.
2103 Dollarton Hwy
North Vancouver BC V7H 0A7
Phone: 604 984 0221 Fax: 604 984 0218 www.alsglobal.com

To: **SILVER RANGE RESOURCES LTD.**
C/O ARCHER, CATHRO & ASSOCIATES (1981) LIMITED
1016-510 W HASTINGS ST
VANCOUVER BC V6B 1L8

Finalized Date: 27-JUL-2012
Account: RANSIL

Project: Hammer-Keg

CERTIFICATE OF ANALYSIS WH12166388

Sample Description	Method	ME-MS61	ME-MS61	ME-MS61	ME-MS61	ME-MS61	ME-MS61	ME-MS61	ME-MS61	ME-MS61	ME-MS61	ME-MS61	ME-MS61	ME-MS61	ME-MS61	ME-MS61
	Analyte	Re	S	Sb	Sc	Se	Sn	Sr	Ta	Te	Th	Ti	Tl	U	V	W
	Units	ppm	%	ppm	ppm	ppm	ppm	ppm	ppm	ppm	ppm	%	ppm	ppm	ppm	ppm
	LOR	0.002	0.01	0.05	0.1	1	0.2	0.2	0.05	0.05	0.2	0.005	0.02	0.1	1	0.1
L845609		<0.002	<0.01	7.74	4.2	<1	8.1	44.3	0.91	<0.05	14.7	0.150	2.31	26.5	20	9.4
L845610		<0.002	<0.01	1.61	5.7	<1	8.2	62.9	1.15	<0.05	18.7	0.209	2.21	7.8	25	2.1
L845611		<0.002	<0.01	4.17	5.7	<1	7.3	83.9	1.07	<0.05	19.2	0.211	1.90	10.4	26	5.2
L845612		<0.002	<0.01	0.46	5.3	<1	7.1	145.0	1.17	<0.05	18.7	0.194	1.52	4.2	23	1.7
L845613		<0.002	0.01	0.59	4.6	<1	7.5	130.5	1.29	<0.05	15.4	0.162	3.05	6.1	16	2.2
L845614		<0.002	0.01	0.44	4.5	<1	6.8	160.5	1.28	<0.05	18.7	0.177	1.83	8.8	18	1.3
L845615		<0.002	0.24	9.14	4.2	<1	9.6	71.8	1.09	<0.05	18.2	0.167	3.47	8.7	17	2.6
L845616		<0.002	0.01	0.72	4.6	<1	6.9	148.0	1.17	<0.05	19.3	0.175	2.02	9.2	18	1.4
L845617		0.003	2.83	46.5	8.5	4	2.7	433	0.31	0.15	4.0	0.211	0.80	2.0	64	9.8
L845618		<0.002	0.02	0.70	4.6	<1	6.6	172.0	0.84	<0.05	22.8	0.194	1.89	11.9	22	1.2
L845619		<0.002	0.03	16.80	5.3	<1	12.4	73.5	0.79	<0.05	22.8	0.194	2.96	10.6	21	5.6
L845621		<0.002	0.03	11.25	5.3	<1	8.0	78.0	0.83	<0.05	23.2	0.187	3.11	12.9	20	7.3
L845622		<0.002	0.03	10.45	5.2	<1	7.5	78.3	0.83	<0.05	22.2	0.186	2.86	12.3	20	7.1
L845623		<0.002	0.05	14.25	5.3	<1	8.1	100.5	0.81	<0.05	22.7	0.191	3.68	11.4	21	1.8
L845624		<0.002	0.01	0.74	5.4	<1	6.7	178.5	0.85	<0.05	22.8	0.186	1.64	10.1	20	1.2
L845625		<0.002	0.01	0.33	4.8	<1	6.9	160.0	0.98	<0.05	19.4	0.187	1.51	9.5	20	1.4
L845626		<0.002	0.03	0.77	4.4	<1	7.6	110.5	1.06	<0.05	16.8	0.191	1.98	7.9	19	2.6
L845627		<0.002	0.01	1.08	4.4	<1	6.2	72.9	0.87	<0.05	20.3	0.180	2.01	10.5	17	2.5
L845628		<0.002	0.01	<0.05	0.4	<1	<0.2	42.6	<0.05	<0.05	<0.2	<0.005	0.02	0.6	2	0.2
L845629		<0.002	0.01	0.40	5.1	<1	6.4	186.5	0.92	<0.05	21.9	0.203	1.85	9.9	22	0.9
L845630		<0.002	0.30	19.20	4.9	<1	9.7	88.3	0.82	<0.05	19.9	0.183	3.86	10.8	20	3.2
L845632		<0.002	0.12	1.66	4.8	<1	7.0	130.0	1.04	<0.05	20.0	0.193	2.75	9.6	20	1.6
L845633		<0.002	0.02	1.54	5.1	<1	6.4	187.0	0.80	<0.05	20.5	0.196	1.92	8.9	22	1.3
L845634		<0.002	0.02	0.39	4.8	<1	6.2	191.0	0.91	<0.05	21.2	0.197	1.82	8.2	22	1.4
L845635		<0.002	0.01	0.41	5.0	<1	6.7	190.0	0.94	<0.05	20.7	0.185	1.64	8.6	20	1.2
L845636		0.003	0.05	0.60	4.7	1	8.0	151.5	0.90	<0.05	21.7	0.198	2.25	8.7	22	1.3
L845637		<0.002	0.02	0.32	4.1	<1	7.3	177.0	1.09	<0.05	18.9	0.177	1.73	7.8	19	1.3
L845638		<0.002	0.02	<0.05	0.3	<1	<0.2	38.8	<0.05	<0.05	<0.2	<0.005	0.02	0.9	3	0.2
L845639		<0.002	0.02	0.45	4.9	<1	6.6	203	0.78	<0.05	23.5	0.195	1.58	9.5	27	1.4
L845640		<0.002	0.03	1.05	4.7	<1	6.5	136.0	0.64	0.05	22.1	0.169	1.79	9.5	24	2.4
L845641		<0.002	0.05	0.18	5.2	<1	6.2	209	0.74	<0.05	21.4	0.194	1.50	8.3	27	1.0
L845642		NSS	NSS	NSS	NSS	NSS	NSS	NSS	NSS	NSS	NSS	NSS	NSS	NSS	NSS	NSS
L845643		<0.002	<0.01	0.72	5.5	<1	6.6	124.5	0.87	<0.05	19.5	0.202	1.65	3.4	25	1.8
L845644		<0.002	<0.01	0.38	5.5	<1	6.5	156.5	1.08	<0.05	19.3	0.210	1.42	4.0	27	1.3

Comments: **Re-analysis Results for Samples Originally Reported on Certificate WH12147780**

***** See Appendix Page for comments regarding this certificate *****

ALS Canada Ltd.
2103 Dollarton Hwy
North Vancouver BC V7H 0A7
Phone: 604 984 0221 Fax: 604 984 0218 www.alsglobal.com

To: **SILVER RANGE RESOURCES LTD.**
C/O ARCHER, CATHRO & ASSOCIATES (1981) LIMITED
1016-510 W HASTINGS ST
VANCOUVER BC V6B 1L8

Finalized Date: 27-JUL-2012
Account: RANSIL

Project: Hammer-Keg

CERTIFICATE OF ANALYSIS WH12166388

Sample Description	Method Analyte Units LOR	ME-MS61 Y ppm 0.1	ME-MS61 Zn ppm 2	ME-MS61 Zr ppm 0.5	Ag-OG62 Ag ppm 1	Pb-OG62 Pb % 0.001	Zn-OG62 Zn % 0.001
L845609		9.1	221	54.3			
L845610		7.1	51	67.2			
L845611		8.3	221	55.0			
L845612		8.7	79	67.3			
L845613		7.5	81	64.8			
L845614		8.6	60	70.7			
L845615		7.9	330	62.8			
L845616		9.0	68	69.5			
L845617		11.8	>10000	44.6		2.00	1.975
L845618		8.5	905	80.7			
L845619		10.1	843	84.0			
L845621		9.9	692	82.5			
L845622		9.7	688	82.6			
L845623		8.8	879	82.6			
L845624		8.3	64	85.2			
L845625		8.8	59	74.2			
L845626		8.2	54	78.7			
L845627		8.3	56	79.6			
L845628		0.9	14	0.5			
L845629		8.7	56	86.3			
L845630		8.8	855	81.7			
L845632		8.3	82	84.0			
L845633		8.4	69	86.3			
L845634		8.4	57	84.7			
L845635		8.7	52	75.6			
L845636		10.0	50	85.2	<1		
L845637		8.5	78	74.1			
L845638		0.9	14	<0.5			
L845639		9.0	61	83.5			
L845640		8.6	59	77.4			
L845641		8.1	54	78.4			
L845642		NSS	NSS	NSS			
L845643		8.8	54	62.6			
L845644		8.6	53	65.6			

Comments: **Re-analysis Results for Samples Originally Reported on Certificate WH12147780**

***** See Appendix Page for comments regarding this certificate *****

ALS Canada Ltd.
2103 Dollarton Hwy
North Vancouver BC V7H 0A7
Phone: 604 984 0221 Fax: 604 984 0218 www.alsglobal.com

To: **SILVER RANGE RESOURCES LTD.**
C/O ARCHER, CATHRO & ASSOCIATES (1981) LIMITED
1016-510 W HASTINGS ST
VANCOUVER BC V6B 1L8

Finalized Date: 27-JUL-2012
Account: RANSIL

Project: Hammer-Keg

CERTIFICATE OF ANALYSIS WH12166388

Method	CERTIFICATE COMMENTS
ALL METHODS	NSS is non-sufficient sample.
ME-MS61	Interference: Ca>10% on ICP-MS As, ICP-AES results shown.
ME-MS61	REE's may not be totally soluble in this method.

ALS Canada Ltd.

2103 Dollarton Hwy
North Vancouver BC V7H 0A7
Phone: 604 984 0221 Fax: 604 984 0218 www.alsglobal.com

To: **SILVER RANGE RESOURCES LTD.**
C/O ARCHER, CATHRO & ASSOCIATES (1981) LIMITED
1016-510 W HASTINGS ST
VANCOUVER BC V6B 1L8

Finalized Date: 7-AUG-2012
Account: RANSIL

CERTIFICATE WH12166670

Project: KEG (Main - Group 1)

P.O. No.: Batch 42

This report is for 36 Drill Core samples submitted to our lab in Whitehorse, YT, Canada on 17-JUL-2012.

The following have access to data associated with this certificate:

MATT DUMALA	JOAN MARIACHER	

SAMPLE PREPARATION

ALS CODE	DESCRIPTION
WEI-21	Received Sample Weight
LOG-22	Sample login - Rcd w/o BarCode
CRU-31	Fine crushing - 70%<2mm
CRU-QC	Crushing QC Test
SPL-21	Split sample - riffle splitter
PUL-QC	Pulverizing QC Test
PUL-31	Pulverize split to 85%<75 um
LOG-22d	Sample login - Rcd w/o BarCode dup
SPL-21d	Split sample - duplicate
PUL-31d	Pulverize Split - duplicate
LOG-23	Pulp Login - Rcvd with Barcode

ANALYTICAL PROCEDURES

ALS CODE	DESCRIPTION	INSTRUMENT
Au-AA24	Au 50g FA AA finish	AAS
ME-OG62	Ore Grade Elements - Four Acid	ICP-AES
Sn-XRF05	Sn-Trace Level XRF Analysis	XRF
ME-MS61	48 element four acid ICP-MS	
Ag-OG62	Ore Grade Ag - Four Acid	VARIABLE
Pb-OG62	Ore Grade Pb - Four Acid	VARIABLE
Zn-OG62	Ore Grade Zn - Four Acid	VARIABLE

To: **SILVER RANGE RESOURCES LTD.**
ATTN: JOAN MARIACHER
C/O ARCHER, CATHRO & ASSOCIATES (1981) LIMITED
1016-510 W HASTINGS ST
VANCOUVER BC V6B 1L8

This is the Final Report and supersedes any preliminary report with this certificate number. Results apply to samples as submitted. All pages of this report have been checked and approved for release.

***** See Appendix Page for comments regarding this certificate *****

Signature: 

Colin Ramshaw, Vancouver Laboratory Manager

ALS Canada Ltd.
2103 Dollarton Hwy
North Vancouver BC V7H 0A7
Phone: 604 984 0221 Fax: 604 984 0218 www.alsglobal.com

To: **SILVER RANGE RESOURCES LTD.**
C/O ARCHER, CATHRO & ASSOCIATES (1981) LIMITED
1016-510 W HASTINGS ST
VANCOUVER BC V6B 1L8

Finalized Date: 7-AUG-2012
Account: RANSIL

Project: KEG (Main - Group 1)

CERTIFICATE OF ANALYSIS WH12166670

Sample Description	Method	WEI-21	Au-AA24	Sn-XRF05	ME-MS61	ME-MS61	ME-MS61	ME-MS61	ME-MS61	ME-MS61	ME-MS61	ME-MS61	ME-MS61	ME-MS61	ME-MS61	ME-MS61
	Analyte	Recvd Wt.	Au	Sn	Ag	Al	As	Ba	Be	Bi	Ca	Cd	Ce	Co	Cr	Cs
	Units	kg	ppm	ppm	ppm	%	ppm	ppm	ppm	ppm	%	ppm	ppm	ppm	ppm	ppm
	LOR	0.02	0.005	5	0.01	0.01	0.2	10	0.05	0.01	0.01	0.02	0.01	0.1	1	0.05
K286694		7.93	<0.005	9	0.54	4.60	553	1190	1.25	2.64	8.20	0.51	63.5	6.3	49	5.89
K286695		7.88	<0.005	11	0.34	5.27	292	1270	1.60	1.50	4.60	1.86	55.4	8.0	83	7.18
K286696		5.49	<0.005	19	0.45	5.47	79.5	1840	1.58	1.98	4.75	5.95	60.6	7.8	91	4.80
K286697		2.93	0.049	101	5.38	2.57	7.9	100	1.34	71.8	6.80	242	37.1	32.9	42	2.20
K286698		6.43	0.051	394	>100	1.89	32	220	0.80	863	10.80	671	14.55	16.7	25	0.38
K286699		3.18	<0.005	<5	0.12	0.08	<5	20	0.06	0.42	22.3	0.56	1.45	1.1	1	0.20
K286700		4.06	0.009	195	1.87	3.20	27	150	0.97	31.9	14.95	78.7	24.6	4.8	32	0.97
K286701		5.73	<0.005	129	11.85	1.69	5	310	0.69	41.1	22.7	53.1	15.70	2.4	12	0.80
K286702		7.96	<0.005	131	0.15	3.22	9	930	1.46	3.00	12.65	9.04	27.6	3.8	28	1.51
K286703		9.18	0.007	146	0.67	3.13	14	910	1.02	27.0	19.80	76.3	28.1	4.9	21	1.52
K286704		0.26	0.013	270	24.2	3.99	1010	560	1.22	84.8	8.33	296	44.4	14.2	55	4.97
K286705		7.36	0.024	170	2.33	3.03	58	1590	1.23	77.8	17.35	182.5	32.3	10.8	22	0.75
K286706		9.63	<0.005	138	0.34	2.13	8	640	0.58	4.48	20.2	8.49	15.05	2.2	10	0.82
K286707		8.34	<0.005	116	4.72	2.35	15	690	0.65	15.35	12.05	2.34	17.45	1.4	15	1.61
K286708		9.08	<0.005	249	0.92	2.45	23	220	0.61	7.00	17.75	55.6	20.1	4.3	18	0.74
K286709		9.05	0.051	231	1.71	2.66	17	150	0.94	98.4	17.35	79.0	32.0	5.8	26	0.46
K286710		3.31	<0.005	<5	0.04	0.10	<5	20	0.07	0.13	21.1	0.22	1.53	1.1	2	0.31
K286711		2.83	<0.005	560	11.10	3.19	<5	640	1.38	27.2	19.45	33.5	33.8	5.6	22	0.99
K286712		6.42	0.013	1220	11.00	4.43	172	120	3.93	30.7	13.00	49.9	40.4	6.6	30	4.14
K286713		4.76	<0.005	649	0.22	6.86	107	430	5.34	0.50	10.75	5.18	25.5	5.1	17	22.3
K286714		2.98	<0.005	53	0.17	1.05	14.4	270	0.74	0.52	6.16	0.67	17.60	2.2	20	1.10
K286715		8.07	0.009	108	3.05	2.43	445	620	1.05	18.60	20.3	69.0	68.5	4.4	13	1.53
K286716		<0.02	0.007	105	2.93	2.44	343	600	0.94	19.55	20.2	63.6	66.9	4.0	13	1.59
K286717		6.44	0.006	61	0.50	2.42	26	890	0.90	19.00	10.20	46.0	17.10	5.2	16	1.45
K286718		8.24	<0.005	46	0.31	2.70	23	720	0.79	2.12	16.55	2.46	18.00	2.0	15	1.75
K286719		7.74	<0.005	30	0.35	2.65	7.6	610	0.54	2.01	9.26	1.06	17.70	2.2	23	1.36
K286720		0.26	0.005	169	16.40	4.46	118.0	1460	1.39	48.7	8.29	62.1	49.0	7.7	67	6.15
K286721		7.49	<0.005	15	0.27	2.25	8.3	330	0.50	1.11	8.84	1.53	13.50	1.7	21	1.90
K286722		5.47	<0.005	49	0.23	4.95	14.8	940	1.43	0.77	6.00	16.05	52.8	8.7	70	9.49
K286723		6.34	<0.005	293	0.08	4.15	43	120	0.84	0.20	12.10	16.30	47.5	6.5	46	5.57
K286724		8.45	<0.005	48	0.95	4.85	44.4	1110	1.43	1.68	8.25	2.54	62.2	7.8	74	9.18
K286725		7.84	<0.005	67	0.50	5.30	33.7	1710	1.61	1.27	7.36	21.4	52.3	8.8	80	11.65
K286726		2.86	<0.005	71	0.64	5.50	25.0	1710	1.60	1.54	7.19	19.60	52.3	9.8	84	11.40
K286727		7.92	<0.005	51	0.56	4.81	20.4	1490	1.34	1.79	6.62	18.45	51.1	9.0	87	19.05
K286728		8.09	<0.005	57	2.13	5.45	26.3	1440	1.54	6.77	7.65	16.55	57.3	10.5	95	12.55
K286729		8.99	0.009	60	5.50	5.53	26.7	1600	1.66	14.40	7.19	19.65	57.4	11.0	100	12.30

***** See Appendix Page for comments regarding this certificate *****

ALS Canada Ltd.
2103 Dollarton Hwy
North Vancouver BC V7H 0A7
Phone: 604 984 0221 Fax: 604 984 0218 www.alsglobal.com

To: **SILVER RANGE RESOURCES LTD.**
C/O ARCHER, CATHRO & ASSOCIATES (1981) LIMITED
1016-510 W HASTINGS ST
VANCOUVER BC V6B 1L8

Finalized Date: 7-AUG-2012
Account: RANSIL

Project: KEG (Main - Group 1)

CERTIFICATE OF ANALYSIS WH12166670

Sample Description	Method	ME-MS61	ME-MS61	ME-MS61	ME-MS61	ME-MS61	ME-MS61	ME-MS61	ME-MS61	ME-MS61	ME-MS61	ME-MS61	ME-MS61	ME-MS61	ME-MS61	ME-MS61
	Analyte	Cu	Fe	Ga	Ge	Hf	In	K	La	Li	Mg	Mn	Mo	Na	Nb	Ni
	Units	ppm	%	ppm	ppm	ppm	ppm	%	ppm	ppm	%	ppm	ppm	%	ppm	ppm
	LOR	0.2	0.01	0.05	0.05	0.1	0.005	0.01	0.5	0.2	0.01	5	0.05	0.01	0.1	0.2
K286694		110.5	1.89	10.05	0.14	1.5	0.053	1.96	33.7	28.7	3.43	403	0.66	0.14	9.0	26.9
K286695		206	2.15	12.70	0.19	1.8	0.060	2.25	27.4	32.3	2.02	217	20.1	0.25	10.5	50.8
K286696		322	2.42	13.85	0.18	1.9	0.536	1.66	30.6	37.0	1.59	380	36.0	0.31	10.7	52.9
K286697		2780	15.55	7.94	0.39	0.7	24.4	0.69	19.0	20.6	2.04	2090	32.3	0.06	4.9	79.5
K286698		2060	11.75	8.43	0.85	0.4	53.2	0.18	7.7	9.9	0.69	5130	9.72	0.01	2.8	29.4
K286699		5.1	0.43	0.33	0.09	<0.1	0.037	0.04	0.7	1.2	13.25	190	0.21	0.01	0.4	1.6
K286700		66.8	5.74	13.10	0.10	1.0	8.12	0.35	13.1	23.6	2.47	5810	25.6	0.02	5.2	44.7
K286701		34.9	2.40	5.44	0.12	0.6	5.04	0.40	8.2	15.1	1.45	3420	9.07	0.02	3.4	13.4
K286702		13.9	3.92	11.95	0.08	0.9	1.135	0.23	15.3	24.8	1.55	3180	20.5	0.09	5.6	33.4
K286703		15.6	3.65	10.40	0.09	0.9	8.34	0.19	15.7	17.6	1.87	4210	17.95	0.09	5.4	27.6
K286704		1860	5.95	11.60	0.27	1.3	24.6	1.48	23.6	33.1	2.10	2610	16.90	0.17	8.4	47.8
K286705		263	3.90	13.55	0.11	0.7	14.50	0.26	19.9	21.9	0.91	3720	15.40	0.02	4.9	32.3
K286706		5.0	2.06	5.83	0.06	0.6	1.100	0.42	7.8	9.8	0.72	2860	2.42	0.03	3.4	8.9
K286707		13.8	1.64	6.11	0.07	0.6	0.204	0.71	7.7	14.0	0.72	2090	1.07	0.02	3.5	6.5
K286708		32.7	4.17	8.66	0.08	0.7	4.38	0.28	9.3	10.6	0.91	4700	7.88	0.01	3.9	21.8
K286709		30.3	4.24	9.38	0.09	0.9	10.60	0.08	15.1	15.1	0.96	4440	10.55	0.04	5.3	26.7
K286710		3.2	0.44	0.32	0.20	<0.1	0.025	0.04	0.7	1.5	13.15	202	0.41	0.01	0.3	2.0
K286711		15.5	4.37	9.30	0.10	1.0	2.29	0.20	18.3	14.7	1.17	6300	16.60	0.18	6.9	33.9
K286712		26.0	5.15	13.50	0.11	1.3	5.23	0.53	22.3	56.0	1.40	9290	23.3	0.01	8.1	36.9
K286713		15.3	3.30	16.45	0.09	1.6	5.48	1.80	14.6	76.8	0.86	7420	6.00	0.07	4.8	20.1
K286714		11.0	0.72	3.19	0.06	0.7	0.337	0.28	8.8	17.8	0.60	1380	1.78	0.02	3.9	9.9
K286715		302	1.75	6.15	0.11	0.7	3.18	0.51	64.1	10.8	0.80	1860	4.98	0.03	3.7	16.4
K286716		280	1.72	5.71	0.09	0.7	2.96	0.51	62.8	10.0	0.80	1860	4.80	0.03	3.6	14.5
K286717		31.0	1.54	6.29	0.08	0.9	3.51	0.73	8.5	19.1	0.93	2310	3.47	0.04	4.7	12.6
K286718		17.8	1.04	6.00	0.09	0.8	0.258	0.92	10.0	23.4	0.96	1300	5.32	0.05	3.8	12.0
K286719		25.4	0.89	5.07	0.10	0.9	0.113	1.03	9.5	10.4	0.74	633	3.26	0.09	4.1	10.2
K286720		779	3.50	12.20	0.19	1.6	2.71	1.99	26.0	41.6	2.26	1710	15.80	0.24	9.7	49.6
K286721		15.4	0.53	4.49	0.09	0.7	0.094	0.62	6.7	10.9	0.62	373	1.31	0.05	3.5	6.3
K286722		74.8	2.52	13.35	0.16	1.9	0.398	2.74	29.3	39.7	2.75	890	5.28	0.37	9.5	61.3
K286723		14.9	3.07	16.30	0.10	1.9	0.494	0.15	25.8	38.9	2.00	2390	10.20	0.02	9.4	34.9
K286724		71.9	2.07	11.35	0.14	2.1	0.076	2.90	35.2	29.4	2.35	725	10.50	0.37	10.7	48.9
K286725		142.0	2.39	13.20	0.15	2.4	0.468	3.06	28.6	26.7	2.29	892	146.5	0.32	11.5	91.9
K286726		127.5	2.33	13.80	0.16	2.4	0.445	3.05	29.2	26.4	2.24	846	161.0	0.38	11.6	97.2
K286727		122.5	2.26	12.50	0.14	2.3	0.392	2.39	29.5	26.6	2.08	741	100.5	0.34	10.4	84.1
K286728		127.5	2.69	14.35	0.16	2.4	0.386	2.81	32.8	26.5	1.76	676	107.0	0.37	11.6	91.1
K286729		151.5	2.52	14.95	0.20	2.5	0.401	2.91	33.0	25.4	1.89	708	133.5	0.39	12.5	108.5

***** See Appendix Page for comments regarding this certificate *****

ALS Canada Ltd.
2103 Dollarton Hwy
North Vancouver BC V7H 0A7
Phone: 604 984 0221 Fax: 604 984 0218 www.alsglobal.com

To: **SILVER RANGE RESOURCES LTD.**
C/O ARCHER, CATHRO & ASSOCIATES (1981) LIMITED
1016-510 W HASTINGS ST
VANCOUVER BC V6B 1L8

Finalized Date: 7-AUG-2012
Account: RANSIL

Project: KEG (Main - Group 1)

CERTIFICATE OF ANALYSIS WH12166670

Sample Description	Method	ME-MS61	ME-MS61	ME-MS61	ME-MS61	ME-MS61	ME-MS61	ME-MS61	ME-MS61	ME-MS61	ME-MS61	ME-MS61	ME-MS61	ME-MS61	ME-MS61	ME-MS61
	Analyte	P	Pb	Rb	Re	S	Sb	Sc	Se	Sn	Sr	Ta	Te	Th	Ti	Tl
	Units	ppm	ppm	ppm	ppm	%	ppm	ppm	ppm	ppm	ppm	ppm	ppm	ppm	%	ppm
	LOR	10	0.5	0.1	0.002	0.01	0.05	0.1	1	0.2	0.2	0.05	0.05	0.2	0.005	0.02
K286694		720	14.1	89.0	0.005	0.57	2.20	9.1	8	7.0	208	0.70	<0.05	7.3	0.298	0.89
K286695		610	8.6	111.5	0.032	0.85	2.79	11.7	12	7.1	276	0.74	0.05	7.6	0.328	1.05
K286696		890	5.3	73.2	0.049	1.10	2.16	12.2	10	15.6	251	0.78	<0.05	7.6	0.336	0.69
K286697		850	28.9	28.1	0.040	8.68	8.19	6.7	76	76.8	65.8	0.40	0.23	4.3	0.175	0.40
K286698		370	>10000	8.0	0.012	7.41	9.99	1.8	258	275	28.5	0.22	1.00	1.7	0.091	0.57
K286699		240	9.2	1.6	<0.002	<0.01	<0.05	0.3	1	0.3	51.3	<0.05	<0.05	<0.2	<0.005	<0.02
K286700		960	70.0	18.5	0.017	0.41	10.10	4.8	6	185.5	46.3	0.38	0.11	3.5	0.158	0.05
K286701		430	589	17.2	0.003	0.20	3.14	2.1	18	121.5	89.7	0.25	0.09	2.0	0.103	0.11
K286702		680	4.9	9.9	0.026	0.05	11.65	4.4	1	121.5	165.5	0.41	<0.05	3.6	0.171	0.07
K286703		820	23.5	8.9	0.028	0.27	6.45	4.2	4	130.0	210	0.40	0.16	3.6	0.165	0.08
K286704		860	1455	63.8	0.019	2.85	9.50	7.5	57	220	165.0	0.61	0.51	5.8	0.264	0.65
K286705		740	55.2	11.1	0.014	0.50	24.7	3.8	13	150.5	123.0	0.37	0.52	3.1	0.152	0.34
K286706		400	16.3	19.4	<0.002	0.03	5.96	1.9	1	130.5	65.4	0.25	<0.05	2.0	0.102	0.13
K286707		320	233	32.2	<0.002	0.06	7.25	1.8	3	112.0	80.3	0.28	0.05	2.1	0.115	0.27
K286708		580	36.2	13.1	0.008	0.34	7.35	2.6	4	233	41.4	0.28	<0.05	2.3	0.117	0.11
K286709		610	70.9	3.8	0.012	0.41	9.82	4.1	6	214	52.1	0.40	0.52	4.2	0.165	0.06
K286710		220	2.8	1.8	<0.002	0.01	0.12	0.3	<1	0.7	52.6	<0.05	<0.05	<0.2	<0.005	<0.02
K286711		540	804	10.9	0.020	0.20	4.26	4.9	7	470	191.5	0.50	0.08	4.7	0.205	0.15
K286712		920	748	53.7	0.023	0.52	11.55	5.8	8	>500	61.0	0.56	0.10	5.2	0.229	0.65
K286713		520	11.0	204	0.023	0.37	6.26	3.3	1	>500	288	0.37	<0.05	3.3	0.152	1.66
K286714		460	7.3	15.2	0.002	0.02	2.19	2.5	1	50.7	100.0	0.27	<0.05	2.4	0.126	0.14
K286715		430	66.4	23.2	0.012	0.42	19.80	2.7	6	97.7	149.0	0.27	0.08	2.2	0.116	0.25
K286716		440	62.4	23.5	0.011	0.40	19.55	2.5	6	98.3	146.0	0.27	0.08	2.1	0.114	0.27
K286717		440	15.2	31.3	0.002	0.07	5.91	2.7	3	58.6	161.0	0.37	0.19	3.0	0.152	0.25
K286718		430	12.2	41.7	0.005	0.10	4.25	2.4	1	46.2	217	0.30	<0.05	2.1	0.119	0.31
K286719		400	13.8	40.2	0.003	0.04	4.39	2.5	1	28.8	179.5	0.33	<0.05	2.4	0.134	0.34
K286720		1160	1025	88.0	0.019	1.03	9.22	9.3	28	143.0	213	0.68	0.26	6.8	0.298	0.93
K286721		290	10.7	25.5	<0.002	0.02	2.39	1.9	1	15.1	120.5	0.28	<0.05	2.0	0.118	0.23
K286722		1840	8.1	127.0	0.009	0.60	4.27	11.2	13	44.1	257	0.67	0.05	7.5	0.302	1.41
K286723		1870	3.4	8.2	0.008	0.32	9.90	7.2	3	271	116.0	0.69	<0.05	6.4	0.292	0.10
K286724		3520	30.7	124.0	0.009	0.38	5.39	10.3	5	43.6	310	0.78	<0.05	8.1	0.339	1.27
K286725		2420	12.0	130.0	0.089	0.70	3.38	10.4	8	59.3	288	0.84	<0.05	8.1	0.356	1.30
K286726		2330	14.9	130.5	0.098	0.68	3.55	11.0	8	64.0	295	0.82	<0.05	8.5	0.357	1.28
K286727		2490	22.1	99.8	0.056	0.72	4.14	9.4	10	43.6	257	0.77	<0.05	7.6	0.323	1.00
K286728		3780	84.9	114.5	0.066	1.05	8.44	10.7	15	51.0	326	0.84	0.07	8.4	0.354	1.18
K286729		3550	178.5	116.5	0.086	0.99	4.34	11.4	20	51.3	302	0.88	0.14	8.6	0.377	1.13

***** See Appendix Page for comments regarding this certificate *****

ALS Canada Ltd.
2103 Dollarton Hwy
North Vancouver BC V7H 0A7
Phone: 604 984 0221 Fax: 604 984 0218 www.alsglobal.com

To: **SILVER RANGE RESOURCES LTD.**
C/O ARCHER, CATHRO & ASSOCIATES (1981) LIMITED
1016- 510 W HASTINGS ST
VANCOUVER BC V6B 1L8

Finalized Date: 7- AUG- 2012
Account: RANSIL

Project: KEG (Main - Group 1)

CERTIFICATE OF ANALYSIS WH12166670

Sample Description	Method	ME-MS61	ME-MS61	ME-MS61	ME-MS61	ME-MS61	ME-MS61	Ag-OG62	Pb-OG62	Zn-OG62
	Analyte	U	V	W	Y	Zn	Zr	Ag	Pb	Zn
	Units	ppm	ppm	ppm	ppm	ppm	ppm	ppm	%	%
	LOR	0.1	1	0.1	0.1	2	0.5	1	0.001	0.001
K286694		2.1	56	1.1	25.8	44	46.9			
K286695		4.1	173	1.2	26.7	99	63.8			
K286696		8.1	207	1.3	31.7	276	66.3			
K286697		6.5	145	230	19.7	>10000	22.2			1.310
K286698		1.8	40	108.5	9.0	>10000	11.2	197	1.130	3.39
K286699		0.7	2	0.2	1.0	41	0.7			
K286700		4.9	203	5.9	18.1	4010	27.5			
K286701		2.0	67	2.2	9.7	2440	16.7			
K286702		3.2	133	1.6	17.5	538	26.4			
K286703		3.0	100	1.7	16.6	3740	25.6			
K286704		3.2	107	5.7	23.5	>10000	39.2			1.500
K286705		3.5	102	3.7	19.7	9300	18.4			
K286706		1.5	30	1.0	8.4	448	14.8			
K286707		1.5	19	1.0	9.0	117	15.9			
K286708		2.3	70	2.7	10.9	2810	20.0			
K286709		2.9	78	2.3	15.5	4120	22.2			
K286710		0.7	3	0.1	1.0	25	<0.5			
K286711		2.7	144	11.4	18.3	1900	23.2			
K286712		3.7	129	6.7	19.6	2730	37.3			
K286713		2.7	82	2.9	13.6	545	44.8			
K286714		1.7	29	1.2	9.3	62	22.0			
K286715		2.9	56	1.6	11.3	3150	19.1			
K286716		2.8	54	1.8	11.1	2870	18.9			
K286717		2.0	40	5.2	10.3	2040	24.0			
K286718		1.7	46	1.3	9.3	156	22.9			
K286719		1.7	37	0.7	9.3	80	25.1			
K286720		3.6	138	3.2	28.4	3170	52.1			
K286721		1.3	19	0.6	7.3	71	21.8			
K286722		3.5	130	1.0	35.0	881	66.5			
K286723		2.9	183	1.7	29.7	1040	56.5			
K286724		4.1	151	1.5	43.5	209	68.2			
K286725		10.9	1060	1.7	34.1	1400	82.7			
K286726		11.1	1160	1.8	34.4	1290	84.1			
K286727		8.3	687	1.7	35.9	1240	77.3			
K286728		9.3	811	2.0	39.9	1140	81.4			
K286729		10.6	960	1.8	41.6	1260	89.1			

***** See Appendix Page for comments regarding this certificate *****

ALS Canada Ltd.
2103 Dollarton Hwy
North Vancouver BC V7H 0A7
Phone: 604 984 0221 Fax: 604 984 0218 www.alsglobal.com

To: **SILVER RANGE RESOURCES LTD.**
C/O ARCHER, CATHRO & ASSOCIATES (1981) LIMITED
1016- 510 W HASTINGS ST
VANCOUVER BC V6B 1L8

Finalized Date: 7- AUG- 2012
Account: RANSIL

Project: KEG (Main - Group 1)

CERTIFICATE OF ANALYSIS WH12166670

Method	CERTIFICATE COMMENTS
ME- MS61	Interference: Ca> 10% on ICP- MS As, ICP- AES results shown.
ME- MS61	REE's may not be totally soluble in this method.

ALS Canada Ltd.
2103 Dollarton Hwy
North Vancouver BC V7H 0A7
Phone: 604 984 0221 Fax: 604 984 0218 www.alsglobal.com

To: **SILVER RANGE RESOURCES LTD.**
C/O ARCHER, CATHRO & ASSOCIATES (1981) LIMITED
1016-510 W HASTINGS ST
VANCOUVER BC V6B 1L8

Finalized Date: 3-AUG-2012
Account: RANSIL

CERTIFICATE WH12166671

Project: KEG (Main - Group 1)

P.O. No.: Batch 43

This report is for 36 Drill Core samples submitted to our lab in Whitehorse, YT, Canada on 17-JUL-2012.

The following have access to data associated with this certificate:

MATT DUMALA	JOAN MARIACHER	

SAMPLE PREPARATION

ALS CODE	DESCRIPTION
WEI-21	Received Sample Weight
LOG-22	Sample login - Rcd w/o BarCode
CRU-31	Fine crushing - 70%<2mm
CRU-QC	Crushing QC Test
SPL-21	Split sample - riffle splitter
PUL-QC	Pulverizing QC Test
PUL-31	Pulverize split to 85%<75 um
LOG-22d	Sample login - Rcd w/o BarCode dup
SPL-21d	Split sample - duplicate
PUL-31d	Pulverize Split - duplicate
LOG-23	Pulp Login - Rcvd with Barcode

ANALYTICAL PROCEDURES

ALS CODE	DESCRIPTION	INSTRUMENT
Au-AA24	Au 50g FA AA finish	AAS
ME-OG62	Ore Grade Elements - Four Acid	ICP-AES
Sn-XRF05	Sn-Trace Level XRF Analysis	XRF
ME-MS61	48 element four acid ICP-MS	
Zn-OG62	Ore Grade Zn - Four Acid	VARIABLE

To: **SILVER RANGE RESOURCES LTD.**
ATTN: JOAN MARIACHER
C/O ARCHER, CATHRO & ASSOCIATES (1981) LIMITED
1016-510 W HASTINGS ST
VANCOUVER BC V6B 1L8

This is the Final Report and supersedes any preliminary report with this certificate number. Results apply to samples as submitted. All pages of this report have been checked and approved for release.

***** See Appendix Page for comments regarding this certificate *****

Signature: 

Colin Ramshaw, Vancouver Laboratory Manager

ALS Canada Ltd.
2103 Dollarton Hwy
North Vancouver BC V7H 0A7
Phone: 604 984 0221 Fax: 604 984 0218 www.alsglobal.com

To: **SILVER RANGE RESOURCES LTD.**
C/O ARCHER, CATHRO & ASSOCIATES (1981) LIMITED
1016-510 W HASTINGS ST
VANCOUVER BC V6B 1L8

Finalized Date: 3-AUG-2012
Account: RANSIL

Project: KEG (Main - Group 1)

CERTIFICATE OF ANALYSIS WH12166671

Sample Description	Method	WEI-21	Au-AA24	Sn-XRF05	ME-MS61	ME-MS61	ME-MS61	ME-MS61	ME-MS61	ME-MS61	ME-MS61	ME-MS61	ME-MS61	ME-MS61	ME-MS61	ME-MS61
	Analyte	Recvd Wt.	Au	Sn	Ag	Al	As	Ba	Be	Bi	Ca	Cd	Ce	Co	Cr	Cs
	Units	kg	ppm	ppm	ppm	%	ppm	ppm	ppm	ppm	%	ppm	ppm	ppm	ppm	ppm
	LOR	0.02	0.005	5	0.01	0.01	0.2	10	0.05	0.01	0.01	0.02	0.01	0.1	1	0.05
K284736		3.82	<0.005	217	16.70	3.47	1110	470	1.14	29.3	7.99	167.5	39.9	5.8	40	4.28
K284737		8.12	<0.005	159	1.84	3.77	57	530	1.11	3.65	10.70	1.84	41.8	4.7	46	4.54
K284738		7.65	<0.005	340	2.55	3.67	80	790	0.98	5.41	11.55	9.35	39.9	4.6	38	2.58
K284739		4.01	<0.005	305	9.41	2.91	527	580	0.70	20.4	12.65	19.95	33.3	2.7	25	1.46
K284740		3.92	<0.005	<5	0.02	0.09	<5	20	0.06	0.04	21.2	0.09	1.67	1.1	1	0.18
K284741		6.83	<0.005	193	21.7	4.14	276	830	1.28	40.9	8.88	109.5	45.5	6.4	52	8.39
K284742		2.96	<0.005	35	0.46	5.22	795	940	1.54	0.91	6.55	3.28	54.1	7.5	72	6.62
K284743		7.60	0.034	23	2.67	4.97	439	820	1.27	11.10	6.75	9.48	56.4	7.0	50	6.67
K284744		0.25	0.016	269	22.3	4.15	1095	280	1.12	86.6	8.38	302	43.4	12.3	56	4.55
K284745		7.50	0.017	14	0.61	5.22	335	650	1.46	4.94	5.92	0.32	55.6	7.8	57	7.39
K284746		6.91	0.016	23	1.65	4.78	241	970	1.46	3.13	6.39	4.45	48.7	6.4	56	6.97
K284747		7.37	<0.005	7	0.60	3.31	51	640	0.91	0.88	10.80	4.25	32.5	4.7	27	1.71
K284748		7.45	<0.005	<5	0.23	2.61	12	550	0.68	0.26	11.70	0.92	21.2	2.2	23	1.38
K284749		<0.02	<0.005	<5	0.20	2.61	6	560	0.63	0.21	11.90	0.81	21.1	2.3	22	1.34
K284750		7.23	<0.005	5	0.35	2.38	6	620	0.55	0.96	13.00	2.82	20.0	2.7	23	1.26
K284751		7.50	0.009	19	1.67	2.25	305	510	0.66	1.46	14.40	2.79	16.70	2.5	22	2.00
K284752		7.47	<0.005	177	1.75	2.34	433	1470	0.54	0.54	15.05	2.99	16.70	3.1	21	2.44
K284753		5.93	<0.005	167	1.10	1.59	95	290	0.43	0.44	16.55	4.96	11.60	1.9	11	0.67
K284754		3.48	<0.005	545	6.67	1.85	144	40	0.23	2.84	20.3	28.0	8.88	1.9	10	0.46
K284755		3.54	<0.005	<5	0.02	0.07	<5	10	0.05	0.02	19.45	0.08	1.17	1.5	1	0.14
K284756		6.73	<0.005	319	4.34	4.44	290	590	1.10	3.28	8.18	14.60	41.7	7.1	46	14.50
K284757		6.91	<0.005	164	2.31	4.55	156.0	660	1.15	0.97	8.51	4.88	44.0	8.0	47	9.55
K284758		7.39	0.028	163	3.54	4.21	1095	620	0.99	0.95	9.47	3.93	41.6	7.0	42	3.61
K284759		7.38	<0.005	32	0.33	2.13	48	740	0.51	0.53	16.50	0.72	24.8	4.1	25	11.20
K284760		7.52	<0.005	37	0.42	3.91	200	2830	1.12	0.23	11.30	2.64	38.7	7.0	53	19.25
K284761		7.33	<0.005	29	0.52	4.50	101.5	2870	1.26	0.31	9.89	2.54	44.7	9.0	70	23.6
K284762		8.24	<0.005	26	0.39	3.48	80	2160	0.84	0.46	15.15	1.22	35.7	6.5	42	10.25
K284763		0.26	0.008	178	34.6	4.23	398	350	0.95	119.5	6.87	172.0	39.2	8.7	63	5.42
K284764		6.79	<0.005	10	0.38	3.34	14	1510	0.77	0.12	16.25	2.56	30.4	5.7	40	9.07
K284765		8.02	<0.005	9	0.28	3.11	9	370	0.68	0.14	16.85	1.53	30.0	5.5	43	4.79
K284766		7.80	<0.005	31	1.80	3.98	51	1180	0.89	2.25	13.00	5.05	36.5	7.1	50	11.90
K284767		3.44	<0.005	31	0.99	3.79	70	1030	0.91	0.99	13.90	6.79	36.7	7.0	47	11.10
K284768		7.58	<0.005	60	0.47	3.72	143	1170	0.87	0.42	11.80	1.16	35.2	6.3	50	6.75
K284769		7.20	<0.005	24	1.10	3.70	168	1650	0.83	1.18	12.00	2.27	35.1	5.7	51	14.70
K284770		7.44	<0.005	25	0.29	2.89	33	3710	0.67	0.39	15.90	0.12	33.5	4.8	42	14.65
K284771		7.84	<0.005	30	0.46	4.25	47	3130	1.01	0.49	12.05	1.12	37.8	6.7	51	13.60

***** See Appendix Page for comments regarding this certificate *****

ALS Canada Ltd.
2103 Dollarton Hwy
North Vancouver BC V7H 0A7
Phone: 604 984 0221 Fax: 604 984 0218 www.alsglobal.com

To: **SILVER RANGE RESOURCES LTD.**
C/O ARCHER, CATHRO & ASSOCIATES (1981) LIMITED
1016-510 W HASTINGS ST
VANCOUVER BC V6B 1L8

Finalized Date: 3-AUG-2012
Account: RANSIL

Project: KEG (Main - Group 1)

CERTIFICATE OF ANALYSIS WH12166671

Sample Description	Method	ME-MS61	ME-MS61	ME-MS61	ME-MS61	ME-MS61	ME-MS61	ME-MS61	ME-MS61	ME-MS61	ME-MS61	ME-MS61	ME-MS61	ME-MS61	ME-MS61	ME-MS61
	Analyte	Cu	Fe	Ga	Ge	Hf	In	K	La	Li	Mg	Mn	Mo	Na	Nb	Ni
	Units	ppm	%	ppm	ppm	ppm	ppm	%	ppm	ppm	%	ppm	ppm	%	ppm	ppm
	LOR	0.2	0.01	0.05	0.05	0.1	0.005	0.01	0.5	0.2	0.01	5	0.05	0.01	0.1	0.2
K284736		1430	2.78	9.10	0.24	1.3	4.40	0.88	19.4	52.4	2.25	2040	1.80	0.14	7.2	27.6
K284737		45.4	2.59	11.25	0.13	1.3	0.048	0.99	22.7	105.5	3.80	2350	3.35	0.15	7.3	43.6
K284738		115.0	2.07	9.36	0.13	1.3	0.244	1.41	21.1	56.7	2.29	2050	2.41	0.17	6.5	31.0
K284739		117.5	1.89	7.74	0.15	1.1	0.388	0.90	17.1	49.6	1.59	1980	1.31	0.09	5.8	18.6
K284740		1.9	0.42	0.32	0.07	<0.1	0.005	0.03	0.8	1.6	12.50	189	0.26	0.01	0.4	1.9
K284741		1345	3.13	10.25	0.24	1.5	2.45	1.54	24.0	49.5	2.94	1900	2.92	0.18	7.4	42.3
K284742		157.0	1.92	12.20	0.14	2.0	0.122	2.85	26.6	46.6	2.81	487	2.59	0.24	9.7	45.0
K284743		214	2.30	11.25	0.17	1.8	0.359	2.62	26.7	38.8	3.23	541	1.04	0.21	9.2	30.5
K284744		1840	5.90	11.65	0.31	1.3	22.5	1.41	22.2	35.8	2.11	2640	15.45	0.17	8.1	46.8
K284745		64.8	1.85	11.40	0.15	2.0	0.038	2.63	26.0	35.5	2.93	386	0.84	0.27	9.4	34.4
K284746		136.0	1.91	11.35	0.16	1.7	0.143	2.79	23.6	40.5	2.87	465	5.89	0.20	8.7	39.8
K284747		59.2	1.56	5.86	0.12	1.2	0.056	1.73	16.1	24.9	1.05	285	29.0	0.26	5.2	47.2
K284748		17.4	0.75	4.57	0.08	0.9	0.013	1.43	10.8	18.5	0.86	252	9.59	0.35	3.6	17.7
K284749		17.9	0.74	4.67	0.09	0.9	0.014	1.43	10.7	18.3	0.86	255	9.57	0.35	3.5	18.4
K284750		23.3	0.72	4.42	0.09	0.9	0.032	1.31	10.0	18.2	0.86	233	18.25	0.20	3.4	23.0
K284751		30.5	0.78	4.49	0.09	0.7	0.035	1.31	8.9	23.3	0.65	419	9.26	0.22	3.1	19.8
K284752		92.8	0.66	5.07	<0.05	1.0	0.029	1.45	8.7	20.1	0.81	1030	7.83	0.06	3.8	19.4
K284753		41.5	0.67	3.90	<0.05	0.9	0.048	0.27	5.9	16.1	0.69	1390	2.53	<0.01	3.2	5.7
K284754		445	0.84	5.77	0.05	1.0	0.198	0.09	4.3	14.5	0.35	1540	2.12	<0.01	3.0	4.8
K284755		1.6	0.41	0.36	0.15	<0.1	<0.005	0.04	0.5	1.2	12.45	178	0.12	<0.01	0.5	2.3
K284756		805	1.62	11.15	0.08	1.9	0.153	0.61	20.7	43.5	2.15	1360	5.67	0.24	9.1	36.8
K284757		616	1.56	10.85	0.06	1.8	0.097	0.84	22.0	32.8	1.54	1000	4.30	0.19	9.1	34.7
K284758		158.0	1.84	10.15	0.06	1.7	0.080	0.98	20.7	52.0	2.51	1420	3.86	0.12	8.3	33.1
K284759		22.6	1.14	5.27	<0.05	0.9	0.030	0.93	14.8	18.6	2.17	523	1.69	0.09	3.8	21.0
K284760		104.0	1.78	9.92	0.06	1.5	0.064	1.62	21.8	29.4	2.79	514	3.12	0.24	7.0	40.2
K284761		245	1.77	10.80	0.07	1.8	0.073	1.84	24.0	28.0	2.48	420	3.74	0.25	8.5	48.1
K284762		54.6	1.45	8.64	0.05	1.4	0.045	1.33	20.1	19.7	1.95	424	3.31	0.20	6.3	33.9
K284763		1125	5.17	11.40	0.32	1.5	8.94	1.68	20.6	30.7	2.18	1860	12.70	0.18	8.2	45.6
K284764		34.9	1.40	8.01	0.06	1.3	0.040	1.56	17.1	18.1	1.54	338	1.84	0.23	5.8	33.2
K284765		31.4	1.37	7.51	0.05	1.2	0.036	1.40	18.0	15.5	1.75	350	1.84	0.24	5.5	33.8
K284766		86.7	1.81	9.52	0.08	1.5	0.077	2.00	20.5	21.1	2.29	489	3.88	0.30	7.1	40.8
K284767		65.8	1.61	9.16	0.07	1.5	0.061	1.94	20.8	21.7	2.24	476	3.01	0.29	6.8	36.4
K284768		105.5	1.44	9.21	<0.05	1.5	0.051	1.62	20.0	21.4	2.27	455	1.87	0.17	6.7	34.7
K284769		54.4	1.49	8.61	0.06	1.5	0.055	1.94	19.9	16.4	2.44	366	2.82	0.37	6.4	36.3
K284770		21.0	1.43	6.43	<0.05	1.2	0.027	1.33	20.7	20.4	2.82	450	2.57	0.24	5.3	30.5
K284771		44.8	1.70	10.15	0.07	1.6	0.038	2.31	21.0	26.5	2.31	375	2.66	0.35	7.5	41.4

***** See Appendix Page for comments regarding this certificate *****

ALS Canada Ltd.
2103 Dollarton Hwy
North Vancouver BC V7H 0A7
Phone: 604 984 0221 Fax: 604 984 0218 www.alsglobal.com

To: **SILVER RANGE RESOURCES LTD.**
C/O ARCHER, CATHRO & ASSOCIATES (1981) LIMITED
1016- 510 W HASTINGS ST
VANCOUVER BC V6B 1L8

Finalized Date: 3- AUG- 2012
Account: RANSIL

Project: KEG (Main - Group 1)

CERTIFICATE OF ANALYSIS WH12166671

Sample Description	Method	ME-MS61	ME-MS61	ME-MS61	ME-MS61	ME-MS61	ME-MS61	ME-MS61	ME-MS61	ME-MS61	ME-MS61	ME-MS61	ME-MS61	ME-MS61	ME-MS61	ME-MS61
	Analyte	P	Pb	Rb	Re	S	Sb	Sc	Se	Sn	Sr	Ta	Te	Th	Ti	Tl
	Units	ppm	ppm	ppm	ppm	%	ppm	ppm	ppm	ppm	ppm	ppm	ppm	ppm	%	ppm
	LOR	10	0.5	0.1	0.002	0.01	0.05	0.1	1	0.2	0.2	0.05	0.05	0.2	0.005	0.02
K284736		730	2910	52.3	0.008	1.32	10.55	6.2	47	201	146.5	0.53	0.17	5.6	0.234	0.48
K284737		1270	392	58.5	0.016	0.18	50.8	7.2	8	159.5	183.5	0.52	<0.05	5.6	0.225	0.46
K284738		880	425	65.3	0.010	0.27	8.26	6.1	8	321	151.5	0.48	<0.05	5.3	0.210	0.64
K284739		640	1315	50.2	0.005	0.32	6.66	4.4	19	286	126.0	0.43	0.09	4.2	0.191	0.46
K284740		220	2.8	1.5	<0.002	0.01	<0.05	0.3	1	0.5	47.2	<0.05	<0.05	<0.2	<0.005	<0.02
K284741		1060	2460	72.6	0.019	1.32	8.87	7.6	44	187.5	203	0.58	0.23	6.3	0.236	0.85
K284742		1090	16.1	139.5	0.015	0.71	3.45	10.1	10	32.7	270	0.74	0.10	8.3	0.305	1.33
K284743		770	73.5	120.0	0.006	1.10	5.31	8.2	14	20.8	449	0.70	0.24	8.0	0.291	1.14
K284744		860	1475	63.0	0.018	2.85	8.54	6.6	54	223	161.0	0.58	0.50	5.9	0.252	0.61
K284745		730	21.6	123.0	0.008	0.73	3.85	9.4	10	12.4	445	0.73	0.14	8.5	0.302	1.19
K284746		760	239	135.0	0.011	0.84	5.27	9.0	14	22.9	398	0.68	0.16	7.4	0.277	1.41
K284747		530	61.6	64.7	0.028	1.05	6.20	4.3	8	5.6	257	0.38	0.06	4.2	0.168	0.70
K284748		480	20.3	61.2	0.009	0.28	2.90	2.8	4	3.0	288	0.28	<0.05	2.8	0.118	0.61
K284749		480	17.1	61.2	0.009	0.25	2.78	2.8	4	3.0	290	0.27	<0.05	2.7	0.118	0.60
K284750		510	31.4	52.3	0.014	0.33	1.38	2.7	6	2.8	376	0.26	0.05	2.6	0.118	0.53
K284751		380	111.5	64.0	0.009	0.42	81.4	2.4	6	21.6	279	0.23	<0.05	2.3	0.103	0.57
K284752		360	224	78.2	0.009	0.10	38.6	2.7	4	170.0	196.0	0.29	<0.05	2.4	0.114	0.65
K284753		310	366	15.0	0.003	0.04	17.05	1.6	4	169.5	107.0	0.25	<0.05	1.5	0.098	0.14
K284754		420	2820	6.5	0.003	0.22	145.0	1.5	26	490	161.0	0.22	0.08	1.4	0.087	0.09
K284755		220	2.6	1.3	<0.002	0.01	0.09	0.3	1	0.3	50.1	<0.05	<0.05	<0.2	<0.005	<0.02
K284756		590	1020	31.1	0.018	0.25	10.45	8.9	13	245	351	0.68	<0.05	6.3	0.272	0.27
K284757		570	359	40.6	0.020	0.43	9.65	9.1	10	156.5	682	0.68	0.08	6.5	0.263	0.38
K284758		520	586	49.9	0.015	0.29	334	7.4	8	162.5	353	0.62	<0.05	5.9	0.246	0.48
K284759		660	24.6	43.2	0.008	0.09	3.66	3.7	3	30.7	362	0.28	<0.05	2.9	0.115	0.43
K284760		760	14.4	82.1	0.014	0.38	3.94	7.8	7	30.6	320	0.52	0.06	5.5	0.214	0.81
K284761		1110	17.2	94.0	0.017	0.39	4.12	9.0	7	25.6	292	0.63	<0.05	6.5	0.259	0.90
K284762		860	23.3	63.8	0.016	0.37	4.78	6.1	8	22.2	367	0.46	<0.05	4.8	0.189	0.60
K284763		1150	2530	76.6	0.013	2.65	11.60	7.2	58	144.0	198.5	0.61	0.44	5.5	0.249	0.85
K284764		660	19.6	71.8	0.008	0.51	2.50	6.1	13	4.3	431	0.43	<0.05	4.5	0.175	0.70
K284765		910	11.3	67.4	0.011	0.44	2.68	5.8	10	6.1	458	0.39	<0.05	4.2	0.162	0.65
K284766		820	108.5	95.3	0.014	0.64	3.49	7.3	14	30.9	374	0.51	0.05	5.3	0.214	0.96
K284767		800	58.3	92.3	0.013	0.52	3.24	7.0	12	29.3	373	0.51	<0.05	5.2	0.210	0.94
K284768		940	31.9	75.9	0.013	0.27	6.27	7.3	6	56.8	301	0.49	<0.05	5.2	0.209	0.79
K284769		930	123.0	90.1	0.012	0.45	2.66	7.0	9	21.3	293	0.47	0.05	5.0	0.198	0.87
K284770		970	25.7	63.0	0.012	0.18	2.44	5.5	5	22.2	375	0.39	<0.05	4.1	0.168	0.59
K284771		760	41.9	110.5	0.011	0.46	4.46	7.9	9	25.6	390	0.55	<0.05	5.8	0.229	1.13

***** See Appendix Page for comments regarding this certificate *****

ALS Canada Ltd.
2103 Dollarton Hwy
North Vancouver BC V7H 0A7
Phone: 604 984 0221 Fax: 604 984 0218 www.alsglobal.com

To: **SILVER RANGE RESOURCES LTD.**
C/ O ARCHER, CATHRO & ASSOCIATES (1981) LIMITED
1016- 510 W HASTINGS ST
VANCOUVER BC V6B 1L8

Finalized Date: 3- AUG- 2012
Account: RANSIL

Project: KEG (Main - Group 1)

CERTIFICATE OF ANALYSIS WH12166671

Sample Description	Method	ME- MS61	ME- MS61	ME- MS61	ME- MS61	ME- MS61	ME- MS61	Zn- OG62
	Analyte	U	V	W	Y	Zn	Zr	Zn
	Units	ppm	ppm	ppm	ppm	ppm	ppm	%
	LOR	0.1	1	0.1	0.1	2	0.5	0.001
K284736		2.9	52	0.9	18.8	9810	46.8	
K284737		4.0	73	1.3	24.6	216	48.2	
K284738		3.1	57	2.5	20.0	628	45.6	
K284739		2.2	34	1.6	15.9	1180	37.9	
K284740		0.5	3	0.1	0.9	17	<0.5	
K284741		3.6	75	0.9	23.4	5580	54.8	
K284742		3.6	91	1.3	28.5	194	76.7	
K284743		2.5	61	1.0	26.2	562	65.8	
K284744		3.3	106	4.7	21.6	>10000	43.4	1.490
K284745		2.7	66	1.3	25.7	48	72.3	
K284746		2.8	83	0.9	23.8	306	64.5	
K284747		3.6	142	0.8	15.7	288	47.0	
K284748		2.3	72	0.4	11.3	64	34.5	
K284749		2.3	73	0.5	11.2	58	34.4	
K284750		2.6	112	0.5	11.2	209	33.4	
K284751		2.1	71	2.8	8.9	196	30.5	
K284752		2.0	57	5.3	9.0	188	32.9	
K284753		1.5	22	3.5	6.7	296	24.5	
K284754		1.1	22	2.4	7.1	1560	25.0	
K284755		0.4	2	0.1	0.9	15	<0.5	
K284756		2.6	110	3.2	24.6	805	59.6	
K284757		2.4	94	2.3	22.0	280	60.4	
K284758		2.2	84	1.9	22.4	246	52.3	
K284759		2.0	41	0.7	16.3	71	31.4	
K284760		3.0	80	1.1	21.9	204	51.2	
K284761		3.5	111	1.3	25.9	198	61.3	
K284762		3.1	73	1.0	20.5	101	44.5	
K284763		2.9	122	3.3	22.8	8000	46.4	
K284764		2.5	58	0.8	16.9	176	44.4	
K284765		3.2	61	0.7	18.3	132	41.7	
K284766		3.1	77	0.9	20.7	330	52.5	
K284767		3.0	75	0.8	20.7	305	51.9	
K284768		3.2	72	1.0	22.6	112	53.0	
K284769		3.2	73	0.7	21.2	168	51.1	
K284770		3.3	66	0.7	21.6	47	40.6	
K284771		3.0	77	1.0	20.8	109	54.0	

***** See Appendix Page for comments regarding this certificate *****

ALS Canada Ltd.
2103 Dollarton Hwy
North Vancouver BC V7H 0A7
Phone: 604 984 0221 Fax: 604 984 0218 www.alsglobal.com

To: **SILVER RANGE RESOURCES LTD.**
C/O ARCHER, CATHRO & ASSOCIATES (1981) LIMITED
1016- 510 W HASTINGS ST
VANCOUVER BC V6B 1L8

Page: Appendix 1
Total # Appendix Pages: 1
Finalized Date: 3- AUG- 2012
Account: RANSIL

Project: KEG (Main - Group 1)

CERTIFICATE OF ANALYSIS WH12166671

Method	CERTIFICATE COMMENTS
ME- MS61	Interference: Ca> 10% on ICP- MS As, ICP- AES results shown.
ME- MS61	REE's may not be totally soluble in this method.

ALS Canada Ltd.
2103 Dollarton Hwy
North Vancouver BC V7H 0A7
Phone: 604 984 0221 Fax: 604 984 0218 www.alsglobal.com

To: **SILVER RANGE RESOURCES LTD.**
C/O ARCHER, CATHRO & ASSOCIATES (1981) LIMITED
1016-510 W HASTINGS ST
VANCOUVER BC V6B 1L8

Finalized Date: 3-AUG-2012
Account: RANSIL

CERTIFICATE WH12166672

Project: KEG (Main - Group 1)

P.O. No.: Batch 44

This report is for 36 Drill Core samples submitted to our lab in Whitehorse, YT, Canada on 17-JUL-2012.

The following have access to data associated with this certificate:

MATT DUMALA	JOAN MARIACHER	

SAMPLE PREPARATION

ALS CODE	DESCRIPTION
WEI-21	Received Sample Weight
LOG-22	Sample login - Rcd w/o BarCode
CRU-31	Fine crushing - 70%<2mm
SPL-21	Split sample - riffle splitter
PUL-QC	Pulverizing QC Test
PUL-31	Pulverize split to 85%<75 um
LOG-22d	Sample login - Rcd w/o BarCode dup
SPL-21d	Split sample - duplicate
PUL-31d	Pulverize Split - duplicate
LOG-23	Pulp Login - Rcvd with Barcode

ANALYTICAL PROCEDURES

ALS CODE	DESCRIPTION	INSTRUMENT
Au-AA24	Au 50g FA AA finish	AAS
ME-OG62	Ore Grade Elements - Four Acid	ICP-AES
Sn-XRF05	Sn-Trace Level XRF Analysis	XRF
ME-MS61	48 element four acid ICP-MS	
Zn-OG62	Ore Grade Zn - Four Acid	VARIABLE

To: **SILVER RANGE RESOURCES LTD.**
ATTN: JOAN MARIACHER
C/O ARCHER, CATHRO & ASSOCIATES (1981) LIMITED
1016-510 W HASTINGS ST
VANCOUVER BC V6B 1L8

This is the Final Report and supersedes any preliminary report with this certificate number. Results apply to samples as submitted. All pages of this report have been checked and approved for release.

***** See Appendix Page for comments regarding this certificate *****

Signature:

Colin Ramshaw, Vancouver Laboratory Manager

ALS Canada Ltd.
2103 Dollarton Hwy
North Vancouver BC V7H 0A7
Phone: 604 984 0221 Fax: 604 984 0218 www.alsglobal.com

To: **SILVER RANGE RESOURCES LTD.**
C/O ARCHER, CATHRO & ASSOCIATES (1981) LIMITED
1016-510 W HASTINGS ST
VANCOUVER BC V6B 1L8

Finalized Date: 3-AUG-2012
Account: RANSIL

Project: KEG (Main - Group 1)

CERTIFICATE OF ANALYSIS WH12166672

Sample Description	Method	WEI-21	Au-AA24	Sn-XRF05	ME-MS61	ME-MS61	ME-MS61	ME-MS61	ME-MS61	ME-MS61	ME-MS61	ME-MS61	ME-MS61	ME-MS61	ME-MS61	ME-MS61
	Analyte	Recvd Wt.	Au	Sn	Ag	Al	As	Ba	Be	Bi	Ca	Cd	Ce	Co	Cr	Cs
	Units	kg	ppm	ppm	ppm	%	ppm	ppm	ppm	ppm	%	ppm	ppm	ppm	ppm	ppm
	LOR	0.02	0.005	5	0.01	0.01	0.2	10	0.05	0.01	0.01	0.02	0.01	0.1	1	0.05
K284772		6.25	<0.005	29	0.90	3.72	56	1600	0.92	0.88	13.45	1.87	36.9	6.2	48	3.92
K284773		4.37	<0.005	29	0.53	4.08	21	1500	0.91	0.43	12.80	2.91	39.9	8.0	60	11.95
K284774		4.18	<0.005	19	0.39	2.58	21	1250	0.65	0.31	17.95	1.24	30.9	4.4	45	6.05
K284775		4.00	<0.005	26	0.53	3.64	92	5600	0.92	0.42	18.30	2.19	30.4	5.0	46	7.39
K284776		3.39	<0.005	<5	0.01	0.08	<5	50	0.05	0.04	20.7	0.06	1.39	1.3	1	0.17
K284777		6.30	<0.005	15	0.34	3.72	89	1860	1.07	0.18	12.15	1.02	38.6	6.0	43	13.80
K284778		6.41	<0.005	14	0.23	3.22	35	1020	0.97	0.08	15.40	1.64	33.3	4.3	38	5.03
K284779		6.39	<0.005	40	1.07	4.50	61	1400	1.05	1.67	11.20	1.61	40.6	7.2	59	5.16
K284780		6.26	<0.005	19	0.41	5.21	21.3	700	1.60	0.52	5.60	1.39	48.2	8.2	74	6.35
K284781		6.46	<0.005	56	10.95	4.52	45.2	1490	1.30	21.6	6.45	6.49	44.3	7.6	58	9.01
K284782		0.26	0.020	269	23.7	4.12	1200	530	1.10	91.2	8.41	310	41.6	13.3	50	4.27
K284783		5.67	<0.005	25	0.40	5.44	28.6	1670	1.64	0.64	5.27	1.00	51.4	9.2	71	4.16
K284784		5.59	<0.005	33	0.22	6.10	80.3	1990	1.95	0.26	4.19	0.75	55.9	9.6	74	7.95
K284785		6.14	<0.005	38	0.19	5.63	188.0	3100	1.72	0.18	5.34	0.14	58.3	7.1	61	6.24
K284786		<0.02	<0.005	40	0.19	5.74	172.5	3060	1.75	0.18	5.34	0.15	59.4	7.1	64	6.45
K284787		6.94	<0.005	33	0.30	4.60	42.9	1420	1.35	0.39	5.64	0.40	45.9	6.8	55	6.34
K284788		6.44	<0.005	19	0.52	4.07	14.7	620	1.17	0.44	8.41	1.73	38.5	6.2	54	4.91
K284789		6.75	<0.005	40	0.66	2.81	<5	720	0.70	0.78	13.10	0.88	26.6	3.2	32	5.25
K284790		3.29	<0.005	61	15.65	4.49	10.8	880	1.20	30.2	8.14	25.6	39.3	7.5	47	19.50
K284791		0.26	0.007	178	36.6	4.29	409	340	1.18	132.5	7.33	179.0	38.4	8.4	67	5.14
K284792		5.38	<0.005	49	1.25	2.93	8	500	0.85	2.22	11.35	0.99	32.6	3.8	26	4.85
K284793		5.18	<0.005	43	0.46	4.70	13.3	850	1.28	0.74	8.33	1.28	42.9	6.2	53	4.16
K284794		6.92	<0.005	39	3.89	3.94	14.5	740	1.16	6.90	9.51	4.49	38.9	5.4	48	3.01
K284795		6.69	<0.005	30	0.70	4.15	17.2	600	1.31	1.06	7.48	3.29	37.6	6.9	75	3.47
K284796		7.11	<0.005	31	4.82	4.22	10.6	1320	1.30	9.12	7.94	5.87	40.5	7.4	75	8.33
K284797		6.96	<0.005	39	1.36	4.60	13.9	910	1.38	2.34	7.68	2.48	41.6	7.3	61	6.52
K284798		3.07	<0.005	35	0.97	4.74	16.3	860	1.40	1.65	7.28	1.64	40.4	7.3	59	6.63
K284799		6.86	<0.005	36	0.46	5.39	36.6	1020	1.77	0.64	6.44	1.99	55.6	8.7	84	6.15
K284800		4.67	<0.005	32	0.48	4.33	16.1	490	1.39	0.72	6.82	0.73	39.6	7.4	71	5.53
K284801		5.25	<0.005	31	0.54	4.19	10.8	570	1.34	0.73	7.58	2.06	40.8	6.9	67	4.73
K284802		4.77	<0.005	171	11.90	3.64	41.1	600	0.91	23.8	9.34	25.9	40.3	4.7	33	3.70
K284803		6.54	<0.005	345	7.68	4.85	55.0	580	1.39	16.20	8.44	12.30	47.6	7.3	51	6.52
K284804		3.12	<0.005	<5	0.03	0.06	<5	10	0.06	0.05	20.4	0.08	1.27	1.4	1	0.14
K284805		7.06	<0.005	823	2.37	4.76	79	690	1.22	4.20	11.15	5.09	50.4	7.8	47	2.83
K284806		6.97	<0.005	163	6.36	4.34	31.2	640	1.24	13.20	7.34	10.15	47.0	6.2	41	5.30
K284807		5.91	<0.005	338	2.07	4.31	36.6	1020	1.31	3.83	7.93	4.53	49.6	5.0	46	4.29

***** See Appendix Page for comments regarding this certificate *****

ALS Canada Ltd.
2103 Dollarton Hwy
North Vancouver BC V7H 0A7
Phone: 604 984 0221 Fax: 604 984 0218 www.alsglobal.com

To: **SILVER RANGE RESOURCES LTD.**
C/O ARCHER, CATHRO & ASSOCIATES (1981) LIMITED
1016-510 W HASTINGS ST
VANCOUVER BC V6B 1L8

Finalized Date: 3-AUG-2012
Account: RANSIL

Project: KEG (Main - Group 1)

CERTIFICATE OF ANALYSIS WH12166672

Sample Description	Method	ME-MS61	ME-MS61	ME-MS61	ME-MS61	ME-MS61	ME-MS61	ME-MS61	ME-MS61	ME-MS61	ME-MS61	ME-MS61	ME-MS61	ME-MS61	ME-MS61	ME-MS61
	Analyte	Cu	Fe	Ga	Ge	Hf	In	K	La	Li	Mg	Mn	Mo	Na	Nb	Ni
	Units	ppm	%	ppm	ppm	ppm	ppm	%	ppm	ppm	%	ppm	ppm	%	ppm	ppm
	LOR	0.2	0.01	0.05	0.05	0.1	0.005	0.01	0.5	0.2	0.01	5	0.05	0.01	0.1	0.2
K284772		51.9	1.61	9.05	<0.05	1.3	0.045	2.15	21.3	47.0	2.25	410	2.12	0.30	7.0	40.0
K284773		76.0	1.89	10.05	0.05	1.4	0.049	2.25	23.4	33.3	2.35	420	4.44	0.25	7.6	49.7
K284774		27.0	1.39	6.00	<0.05	1.0	0.027	1.45	20.2	19.9	2.00	438	2.54	0.17	5.0	34.5
K284775		48.5	1.44	8.97	<0.05	1.1	0.040	1.70	18.2	19.2	1.16	931	2.10	0.25	6.1	35.0
K284776		1.7	0.46	0.34	0.08	<0.1	<0.005	0.04	0.7	1.1	12.90	186	0.19	<0.01	0.4	1.7
K284777		45.7	1.60	8.81	0.05	1.3	0.030	1.64	22.9	28.0	2.17	435	1.75	0.22	6.4	33.7
K284778		46.9	1.41	7.91	<0.05	1.2	0.029	1.35	20.2	32.5	1.99	391	1.61	0.15	5.7	27.3
K284779		106.0	1.99	11.90	0.07	1.5	0.052	1.71	22.6	42.9	2.22	492	2.85	0.20	8.0	50.5
K284780		77.1	2.18	13.55	0.12	1.8	0.046	2.22	24.6	26.7	2.49	388	2.49	0.26	9.1	51.5
K284781		334	2.18	11.55	0.11	1.6	0.200	1.40	23.4	43.1	2.42	671	5.58	0.22	8.1	40.0
K284782		1950	6.27	11.95	0.28	1.3	22.5	1.43	22.8	30.1	2.13	2760	16.30	0.15	8.4	51.9
K284783		122.0	2.48	13.65	0.14	2.0	0.053	1.99	25.5	24.4	2.70	400	2.18	0.29	9.7	55.0
K284784		84.3	2.30	15.20	0.19	2.2	0.029	2.52	27.8	58.5	2.23	264	4.24	0.30	11.2	62.0
K284785		83.9	1.90	13.40	0.13	2.0	0.027	2.72	29.0	48.5	2.24	489	2.29	0.35	10.5	45.3
K284786		84.8	1.99	13.80	0.14	2.1	0.033	2.75	29.8	49.7	2.26	497	2.26	0.36	10.9	46.5
K284787		76.4	1.95	11.00	0.10	1.6	0.032	2.18	23.5	32.8	2.43	510	3.61	0.29	8.3	38.1
K284788		71.2	1.86	10.05	0.09	1.4	0.038	2.11	21.2	26.4	2.13	402	5.11	0.46	7.1	38.8
K284789		27.9	1.13	6.18	<0.05	1.0	0.039	1.42	15.3	17.1	2.32	715	2.63	0.23	4.8	16.7
K284790		155.0	2.15	11.45	0.20	1.5	0.408	1.88	20.8	23.5	2.74	893	4.13	0.28	8.3	37.6
K284791		1115	5.63	11.55	0.29	1.3	8.69	1.68	21.3	35.4	2.27	1940	12.80	0.18	8.2	48.9
K284792		31.5	1.52	7.88	<0.05	1.0	0.064	1.03	18.2	23.9	2.78	1010	2.57	0.13	5.1	18.0
K284793		67.3	1.93	11.05	0.06	1.7	0.051	2.05	22.4	40.6	2.83	752	4.75	0.31	9.1	31.7
K284794		109.0	1.66	9.13	0.06	1.4	0.108	1.65	20.6	44.5	2.25	658	4.56	0.21	7.2	28.9
K284795		106.0	1.96	10.80	0.08	1.5	0.059	2.01	20.9	26.3	2.20	476	5.78	0.23	7.2	44.8
K284796		153.0	2.13	10.95	0.11	1.5	0.121	1.66	23.0	34.6	2.19	618	7.82	0.23	7.6	47.9
K284797		90.6	2.04	11.35	0.08	1.6	0.067	1.96	22.1	52.2	2.46	812	6.16	0.26	8.2	46.0
K284798		97.1	2.01	11.85	0.08	1.6	0.053	2.15	21.4	53.3	2.36	736	6.12	0.28	8.5	47.2
K284799		115.0	1.99	13.40	0.12	1.9	0.049	2.50	29.8	43.3	2.01	489	12.05	0.32	9.8	58.0
K284800		103.0	1.93	11.15	0.09	1.5	0.041	1.59	21.9	21.1	2.18	537	5.73	0.21	7.5	50.9
K284801		117.0	1.99	10.45	0.08	1.5	0.058	1.64	23.2	32.1	2.16	575	6.32	0.21	7.2	44.5
K284802		124.5	2.05	9.31	0.10	1.3	0.489	0.94	22.1	77.8	2.39	1370	5.37	0.12	6.9	24.5
K284803		115.5	2.30	12.10	0.12	1.8	0.237	1.74	25.1	40.7	2.54	1480	2.54	0.22	9.2	41.6
K284804		1.7	0.43	0.33	0.12	<0.1	0.005	0.03	0.6	1.1	12.85	184	0.22	<0.01	0.4	2.5
K284805		170.0	2.54	12.45	0.08	1.8	0.107	1.24	25.8	48.0	2.42	2010	3.29	0.09	9.1	41.3
K284806		115.5	2.14	10.60	0.09	1.6	0.204	1.51	24.4	50.0	2.38	1240	3.07	0.18	8.6	38.9
K284807		116.5	2.32	10.05	0.08	1.7	0.112	2.09	25.5	64.2	2.24	1150	2.05	0.15	9.9	28.4

***** See Appendix Page for comments regarding this certificate *****

ALS Canada Ltd.
2103 Dollarton Hwy
North Vancouver BC V7H 0A7
Phone: 604 984 0221 Fax: 604 984 0218 www.alsglobal.com

To: **SILVER RANGE RESOURCES LTD.**
C/O ARCHER, CATHRO & ASSOCIATES (1981) LIMITED
1016-510 W HASTINGS ST
VANCOUVER BC V6B 1L8

Finalized Date: 3-AUG-2012
Account: RANSIL

Project: KEG (Main - Group 1)

CERTIFICATE OF ANALYSIS WH12166672

Sample Description	Method	ME-MS61	ME-MS61	ME-MS61	ME-MS61	ME-MS61	ME-MS61	ME-MS61	ME-MS61	ME-MS61	ME-MS61	ME-MS61	ME-MS61	ME-MS61	ME-MS61	ME-MS61
	Analyte	P	Pb	Rb	Re	S	Sb	Sc	Se	Sn	Sr	Ta	Te	Th	Ti	Tl
	Units	ppm	ppm	ppm	ppm	%	ppm	ppm	ppm	ppm	ppm	ppm	ppm	ppm	%	ppm
	LOR	10	0.5	0.1	0.002	0.01	0.05	0.1	1	0.2	0.2	0.05	0.05	0.2	0.005	0.02
K284772		740	109.5	118.5	0.012	0.32	4.78	6.9	9	24.7	350	0.51	<0.05	5.2	0.208	1.00
K284773		950	50.0	124.5	0.014	0.45	3.76	7.7	9	24.1	348	0.51	<0.05	5.6	0.230	1.09
K284774		1160	34.4	78.6	0.014	0.20	3.34	4.9	6	16.4	426	0.34	<0.05	3.6	0.151	0.70
K284775		770	76.3	90.6	0.005	0.15	13.50	6.2	6	18.9	352	0.39	<0.05	4.2	0.182	0.82
K284776		210	1.8	1.7	<0.002	0.03	0.08	0.3	1	0.2	52.5	<0.05	<0.05	<0.2	<0.005	<0.02
K284777		1070	29.7	87.0	0.009	0.36	4.23	6.5	8	11.1	241	0.43	<0.05	5.0	0.200	0.80
K284778		970	9.7	70.5	0.007	0.35	2.78	5.8	7	8.8	312	0.39	<0.05	4.3	0.177	0.63
K284779		900	121.0	91.9	0.017	0.44	6.92	8.7	11	34.8	329	0.54	<0.05	6.0	0.246	0.89
K284780		540	37.0	129.5	0.011	0.82	2.58	10.5	19	18.1	208	0.62	0.06	7.0	0.287	1.30
K284781		630	1080	83.5	0.009	0.63	4.83	8.6	24	53.6	242	0.56	0.14	6.0	0.259	0.89
K284782		850	1480	68.8	0.020	2.88	8.06	7.1	57	228	169.0	0.56	0.44	5.5	0.261	0.61
K284783		540	24.5	117.0	0.012	1.05	3.55	11.1	21	19.6	272	0.65	<0.05	7.3	0.301	1.19
K284784		570	6.8	155.0	0.015	0.92	4.37	12.2	24	10.1	259	0.76	<0.05	8.5	0.356	1.72
K284785		720	7.4	153.5	0.009	0.62	4.23	10.6	11	31.2	317	0.72	0.05	8.0	0.334	1.54
K284786		720	7.5	155.5	0.009	0.63	4.21	11.0	11	31.8	319	0.74	<0.05	8.2	0.343	1.57
K284787		670	22.7	119.0	0.010	0.61	2.90	8.8	11	29.3	244	0.56	<0.05	6.5	0.263	1.17
K284788		880	58.7	108.0	0.012	0.64	2.74	8.0	18	19.0	260	0.48	<0.05	5.3	0.222	1.01
K284789		1000	85.9	73.6	0.004	0.22	1.70	4.3	6	39.0	286	0.32	<0.05	3.4	0.150	0.68
K284790		880	2150	95.7	0.009	0.82	4.18	8.1	45	55.6	314	0.56	0.22	5.9	0.259	1.06
K284791		1200	2680	80.8	0.013	2.71	11.15	7.7	58	139.0	195.0	0.54	0.43	5.3	0.255	0.82
K284792		1070	172.0	54.4	0.006	0.19	4.95	4.5	6	47.4	288	0.35	<0.05	3.6	0.163	0.48
K284793		810	51.6	104.0	0.007	0.52	2.85	8.1	7	43.4	290	0.62	<0.05	6.6	0.283	0.93
K284794		930	495	85.8	0.008	0.44	4.18	6.6	12	38.0	280	0.49	0.07	5.2	0.227	0.81
K284795		990	66.6	103.5	0.012	0.68	6.48	8.5	14	25.0	233	0.49	<0.05	5.6	0.233	0.97
K284796		1320	510	90.7	0.014	0.75	4.81	8.4	20	28.3	235	0.51	0.10	5.7	0.238	0.93
K284797		900	152.5	107.0	0.011	0.61	4.48	8.7	10	36.0	265	0.55	<0.05	6.1	0.257	1.09
K284798		870	115.0	116.5	0.011	0.65	4.73	9.0	10	32.8	258	0.57	<0.05	6.3	0.265	1.24
K284799		1820	40.8	135.5	0.023	0.77	6.25	10.7	11	33.1	312	0.67	<0.05	7.4	0.306	1.33
K284800		1090	47.4	85.4	0.012	0.73	4.47	8.9	12	33.0	241	0.49	<0.05	5.9	0.236	0.83
K284801		1370	47.5	86.8	0.012	0.73	5.53	8.2	12	28.2	243	0.48	<0.05	5.6	0.232	0.86
K284802		730	1370	55.8	0.006	0.35	20.3	6.1	19	163.0	195.5	0.48	0.16	4.9	0.224	0.60
K284803		660	680	97.8	0.007	0.55	4.23	9.1	16	293	220	0.63	0.10	6.8	0.294	1.07
K284804		220	2.4	1.3	<0.002	0.01	0.05	0.3	1	0.3	44.1	<0.05	<0.05	<0.2	<0.005	<0.02
K284805		680	160.0	72.0	0.010	0.34	18.35	8.9	7	>500	159.5	0.62	0.05	6.9	0.289	0.69
K284806		740	530	85.3	0.009	0.49	6.35	7.5	14	156.0	244	0.61	0.08	6.6	0.282	0.94
K284807		620	132.0	119.0	0.005	0.36	5.79	7.9	7	297	158.5	0.66	<0.05	7.2	0.316	1.12

***** See Appendix Page for comments regarding this certificate *****

ALS Canada Ltd.
2103 Dollarton Hwy
North Vancouver BC V7H 0A7
Phone: 604 984 0221 Fax: 604 984 0218 www.alsglobal.com

To: **SILVER RANGE RESOURCES LTD.**
C/ O ARCHER, CATHRO & ASSOCIATES (1981) LIMITED
1016- 510 W HASTINGS ST
VANCOUVER BC V6B 1L8

Finalized Date: 3- AUG- 2012
Account: RANSIL

Project: KEG (Main - Group 1)

CERTIFICATE OF ANALYSIS WH12166672

Sample Description	Method	ME- MS61	ME- MS61	ME- MS61	ME- MS61	ME- MS61	ME- MS61	Zn- OG62
	Analyte	U	V	W	Y	Zn	Zr	Zn
	Units	ppm	ppm	ppm	ppm	ppm	ppm	%
	LOR	0.1	1	0.1	0.1	2	0.5	0.001
K284772		3.0	70	0.9	24.0	155	48.8	
K284773		3.7	87	0.8	26.3	244	52.0	
K284774		3.6	60	0.5	24.2	116	36.3	
K284775		2.3	68	0.8	27.8	148	40.9	
K284776		0.5	3	0.1	1.1	15	0.5	
K284777		3.0	70	0.8	25.0	70	48.3	
K284778		2.5	56	0.8	21.0	127	42.1	
K284779		3.7	92	1.1	26.5	142	55.5	
K284780		2.7	96	1.0	27.0	138	67.0	
K284781		2.6	81	1.1	25.1	576	56.2	
K284782		3.0	110	5.1	23.9	>10000	39.7	1.540
K284783		2.7	96	1.2	28.2	124	70.5	
K284784		3.1	114	1.3	29.8	100	80.6	
K284785		2.8	95	1.2	31.3	39	72.9	
K284786		2.9	96	1.2	31.7	39	75.9	
K284787		2.8	87	0.9	25.7	58	59.9	
K284788		2.9	100	0.8	23.5	149	50.0	
K284789		1.7	50	0.5	16.5	93	36.9	
K284790		2.7	102	0.8	23.7	1800	56.1	
K284791		3.1	127	2.9	24.8	8580	44.6	
K284792		1.9	57	0.6	20.2	113	37.3	
K284793		2.6	102	0.9	24.5	99	59.9	
K284794		2.5	85	0.9	23.0	315	50.0	
K284795		2.7	116	0.9	23.5	254	54.2	
K284796		3.2	129	1.2	26.2	410	57.0	
K284797		2.8	118	1.0	23.9	192	58.0	
K284798		2.9	120	1.0	23.2	145	58.5	
K284799		4.3	178	1.2	33.2	172	72.5	
K284800		2.9	119	1.0	24.8	74	56.7	
K284801		3.3	122	1.0	25.8	172	54.3	
K284802		2.1	69	1.6	22.8	1820	41.9	
K284803		2.6	90	1.3	25.6	858	61.4	
K284804		0.5	3	0.1	0.9	18	<0.5	
K284805		2.7	94	1.8	27.1	366	62.6	
K284806		2.5	78	1.4	24.5	716	56.5	
K284807		2.2	79	1.6	24.8	265	57.3	

***** See Appendix Page for comments regarding this certificate *****

ALS Canada Ltd.
2103 Dollarton Hwy
North Vancouver BC V7H 0A7
Phone: 604 984 0221 Fax: 604 984 0218 www.alsglobal.com

To: **SILVER RANGE RESOURCES LTD.**
C/O ARCHER, CATHRO & ASSOCIATES (1981) LIMITED
1016- 510 W HASTINGS ST
VANCOUVER BC V6B 1L8

Page: Appendix 1
Total # Appendix Pages: 1
Finalized Date: 3- AUG- 2012
Account: RANSIL

Project: KEG (Main - Group 1)

CERTIFICATE OF ANALYSIS WH12166672

Method	CERTIFICATE COMMENTS
ME- MS61	Interference: Ca> 10% on ICP- MS As, ICP- AES results shown.
ME- MS61	REE's may not be totally soluble in this method.

ALS Canada Ltd.
2103 Dollarton Hwy
North Vancouver BC V7H 0A7
Phone: 604 984 0221 Fax: 604 984 0218 www.alsglobal.com

To: **SILVER RANGE RESOURCES LTD.**
C/O ARCHER, CATHRO & ASSOCIATES (1981) LIMITED
1016-510 W HASTINGS ST
VANCOUVER BC V6B 1L8

Finalized Date: 6-AUG-2012
Account: RANSIL

CERTIFICATE WH12166673

Project: KEG (Main - Group 1)

P.O. No.: Batch 45

This report is for 36 Drill Core samples submitted to our lab in Whitehorse, YT, Canada on 17-JUL-2012.

The following have access to data associated with this certificate:

MATT DUMALA	JOAN MARIACHER	

SAMPLE PREPARATION

ALS CODE	DESCRIPTION
WEI-21	Received Sample Weight
LOG-22	Sample login - Rcd w/o BarCode
CRU-31	Fine crushing - 70%<2mm
PUL-QC	Pulverizing QC Test
SPL-21	Split sample - riffle splitter
PUL-31	Pulverize split to 85%<75 um
LOG-22d	Sample login - Rcd w/o BarCode dup
SPL-21d	Split sample - duplicate
PUL-31d	Pulverize Split - duplicate
LOG-23	Pulp Login - Rcvd with Barcode

ANALYTICAL PROCEDURES

ALS CODE	DESCRIPTION	INSTRUMENT
Au-AA24	Au 50g FA AA finish	AAS
Sn-XRF05	Sn-Trace Level XRF Analysis	XRF
ME-MS61	48 element four acid ICP-MS	

To: **SILVER RANGE RESOURCES LTD.**
ATTN: JOAN MARIACHER
C/O ARCHER, CATHRO & ASSOCIATES (1981) LIMITED
1016-510 W HASTINGS ST
VANCOUVER BC V6B 1L8

This is the Final Report and supersedes any preliminary report with this certificate number. Results apply to samples as submitted. All pages of this report have been checked and approved for release.

***** See Appendix Page for comments regarding this certificate *****

Signature: 

Colin Ramshaw, Vancouver Laboratory Manager

ALS Canada Ltd.
2103 Dollarton Hwy
North Vancouver BC V7H 0A7
Phone: 604 984 0221 Fax: 604 984 0218 www.alsglobal.com

To: **SILVER RANGE RESOURCES LTD.**
C/O ARCHER, CATHRO & ASSOCIATES (1981) LIMITED
1016-510 W HASTINGS ST
VANCOUVER BC V6B 1L8

Finalized Date: 6-AUG-2012
Account: RANSIL

Project: KEG (Main - Group 1)

CERTIFICATE OF ANALYSIS WH12166673

Sample Description	Method	WEI-21	Au-AA24	Sn-XRF05	ME-MS61	ME-MS61	ME-MS61	ME-MS61	ME-MS61	ME-MS61	ME-MS61	ME-MS61	ME-MS61	ME-MS61	ME-MS61	ME-MS61
	Analyte	Recvd Wt.	Au	Sn	Ag	Al	As	Ba	Be	Bi	Ca	Cd	Ce	Co	Cr	Cs
	Units	kg	ppm	ppm	ppm	%	ppm	ppm	ppm	ppm	%	ppm	ppm	ppm	ppm	ppm
	LOR	0.02	0.005	5	0.01	0.01	0.2	10	0.05	0.01	0.01	0.02	0.01	0.1	1	0.05
K286730		4.83	0.008	230	3.40	4.55	51	1250	1.03	9.46	10.05	43.2	52.8	7.9	77	13.80
K286731		2.85	0.078	170	35.5	3.03	25.1	710	0.83	110.5	8.32	51.1	42.6	4.6	49	3.27
K286732		3.68	<0.005	<5	0.04	0.07	<5	30	0.05	0.09	19.80	0.14	1.24	1.2	2	0.43
K286733		7.84	<0.005	45	0.31	4.63	21.0	2100	1.45	1.05	7.29	18.95	50.7	7.7	60	9.37
K286734		8.09	<0.005	43	0.38	4.56	18.6	1780	1.45	1.18	7.30	26.6	44.1	6.8	58	19.50
K286735		7.18	<0.005	74	0.26	4.25	23.8	1100	1.01	0.65	9.61	131.0	49.6	10.1	65	8.24
K286736		7.20	<0.005	16	0.30	5.25	15.3	2080	1.35	1.12	4.73	4.22	43.7	8.4	75	8.66
K286737		7.15	<0.005	42	0.49	4.63	25.2	1310	1.23	0.81	7.78	8.46	42.9	8.4	73	6.57
K286738		0.27	<0.005	168	13.40	4.43	129.5	1410	1.12	49.9	7.65	57.7	44.7	6.4	60	5.19
K286739		6.69	<0.005	24	0.56	4.84	284	1090	1.34	1.52	6.72	21.7	47.9	8.5	91	5.02
K286740		7.82	<0.005	23	0.31	4.37	17	1340	1.22	2.54	10.00	11.60	43.5	7.2	54	7.60
K286741		7.27	<0.005	85	0.98	4.10	13.3	1570	0.95	25.2	8.67	42.1	47.0	5.9	43	6.37
K286742		8.59	0.018	50	0.62	4.61	3.9	720	1.40	40.0	7.50	39.8	46.2	6.5	60	11.25
K286743		7.78	0.005	82	0.32	4.38	31	1660	1.08	13.70	10.40	62.3	45.5	6.5	56	7.80
K286744		6.69	<0.005	49	0.41	4.60	12.7	1350	1.15	3.53	8.40	20.9	48.2	6.0	56	11.90
K286745		3.33	<0.005	89	2.20	4.69	9.0	860	1.32	45.5	9.67	95.7	43.2	6.9	64	8.08
K286746		3.02	<0.005	<5	0.02	0.09	5	30	0.07	0.10	20.7	0.27	1.54	1.3	1	0.40
K286747		4.06	<0.005	52	0.90	4.32	5.5	990	1.31	56.3	7.27	96.6	47.2	5.8	56	10.60
K286748		7.33	0.008	37	0.45	4.83	11.8	1570	1.37	26.4	6.72	80.2	50.5	6.4	67	8.69
K286749		7.67	0.015	18	0.32	5.54	7.4	1330	1.49	13.35	6.04	38.5	48.1	8.0	94	6.95
K286750		7.62	0.009	29	0.38	5.34	9.7	1020	1.46	27.6	5.71	35.4	49.5	7.7	73	6.89
K286751		2.86	0.054	45	0.69	4.35	5.5	440	1.19	46.8	6.15	119.5	46.6	9.3	72	4.34
K286752		4.50	<0.005	22	0.42	4.71	10.6	1440	1.32	15.40	6.37	4.92	48.8	7.1	63	7.09
K286753		<0.02	<0.005	21	0.41	4.70	9.1	1620	1.25	13.70	5.84	3.85	46.2	7.0	72	4.88
K286754		8.13	<0.005	11	0.26	4.24	11.7	1160	1.14	9.74	4.90	4.03	40.4	6.2	85	4.08
K286755		7.40	0.008	16	0.40	4.70	13.0	950	1.25	17.85	5.89	4.07	40.3	7.3	69	2.96
K286756		7.22	0.009	17	0.30	4.76	4.7	1210	1.31	17.20	4.97	1.90	43.8	6.4	70	3.81
K286757		6.04	0.011	37	1.02	4.80	27.7	470	1.67	36.3	8.27	4.33	49.7	10.2	68	5.84
K286758		0.27	<0.005	170	12.95	4.34	133.0	1400	1.16	51.9	7.64	57.2	43.3	6.2	60	5.01
K286759		7.03	0.005	28	0.96	4.23	22.1	590	1.47	28.2	7.69	1.53	39.0	8.4	61	5.54
K286760		3.42	<0.005	54	0.92	4.72	28	1270	2.96	9.66	12.15	0.55	47.5	8.5	67	8.04
K286761		3.91	0.005	71	0.83	4.31	50.6	1470	2.87	22.4	9.55	0.50	39.5	10.7	71	6.53
K286762		6.93	0.017	7	0.33	4.84	4.6	1580	1.44	13.10	2.52	1.05	47.3	10.1	68	7.62
K286763		7.32	0.013	9	0.52	4.91	6.4	1370	1.56	12.50	2.52	0.52	49.5	10.3	68	7.90
K286764		3.12	0.016	11	0.53	4.77	5.1	1480	1.36	12.20	2.61	0.55	48.6	11.0	65	7.49
K286765		7.11	0.007	7	0.19	5.07	7.3	1650	1.41	7.74	1.90	0.57	46.0	9.6	69	9.52

***** See Appendix Page for comments regarding this certificate *****

ALS Canada Ltd.
2103 Dollarton Hwy
North Vancouver BC V7H 0A7
Phone: 604 984 0221 Fax: 604 984 0218 www.alsglobal.com

To: **SILVER RANGE RESOURCES LTD.**
C/O ARCHER, CATHRO & ASSOCIATES (1981) LIMITED
1016-510 W HASTINGS ST
VANCOUVER BC V6B 1L8

Finalized Date: 6-AUG-2012
Account: RANSIL

Project: KEG (Main - Group 1)

CERTIFICATE OF ANALYSIS WH12166673

Sample Description	Method	ME-MS61	ME-MS61	ME-MS61	ME-MS61	ME-MS61	ME-MS61	ME-MS61	ME-MS61	ME-MS61	ME-MS61	ME-MS61	ME-MS61	ME-MS61	ME-MS61	ME-MS61
	Analyte	Cu	Fe	Ga	Ge	Hf	In	K	La	Li	Mg	Mn	Mo	Na	Nb	Ni
	Units	ppm	%	ppm	ppm	ppm	ppm	%	ppm	ppm	%	ppm	ppm	%	ppm	ppm
	LOR	0.2	0.01	0.05	0.05	0.1	0.005	0.01	0.5	0.2	0.01	5	0.05	0.01	0.1	0.2
K286730		88.9	2.43	13.20	0.14	2.2	0.911	0.98	31.6	27.1	1.72	1680	72.2	0.13	10.5	69.2
K286731		48.9	2.12	9.55	0.20	1.4	0.936	0.91	25.8	33.5	1.55	1400	15.25	0.10	7.7	34.8
K286732		1.0	0.43	0.38	0.25	<0.1	0.006	0.03	0.6	1.2	12.35	199	0.21	<0.01	0.4	1.2
K286733		91.9	2.53	12.10	0.13	1.9	0.418	2.67	27.8	28.7	2.45	996	10.90	0.27	10.7	55.6
K286734		67.4	2.22	12.35	0.11	1.8	0.822	2.07	24.1	31.3	2.78	1040	8.10	0.31	10.3	47.3
K286735		104.5	2.95	12.35	0.13	1.7	4.13	2.23	28.9	24.3	1.85	1150	7.95	0.17	9.0	57.8
K286736		66.3	1.95	12.35	0.17	2.1	0.149	3.11	23.5	22.8	1.71	480	3.43	0.33	11.1	70.4
K286737		65.9	2.47	12.45	0.13	1.8	0.213	2.31	23.6	27.0	1.41	712	8.92	0.25	9.7	61.4
K286738		730	3.24	11.70	0.14	1.5	2.26	1.79	22.5	36.6	2.10	1650	13.25	0.23	8.7	44.7
K286739		78.2	1.88	12.00	0.11	1.9	0.320	2.42	25.8	53.7	1.63	514	40.0	0.15	9.1	76.7
K286740		89.3	1.89	11.05	0.08	1.6	0.327	1.99	22.1	26.4	2.23	817	4.76	0.21	7.9	50.1
K286741		121.0	2.09	10.75	0.07	1.6	1.280	1.71	25.6	26.7	3.45	999	5.60	0.11	8.6	27.0
K286742		311	3.29	11.65	0.11	1.7	1.430	2.51	24.7	26.0	3.52	941	4.21	0.14	8.9	34.4
K286743		174.5	3.19	12.95	0.11	1.4	1.960	1.85	25.3	43.2	2.71	1440	3.25	0.11	8.2	33.2
K286744		112.0	2.52	12.10	0.08	1.6	0.558	1.96	25.9	45.0	2.65	1100	5.20	0.20	9.2	33.6
K286745		277	3.87	14.65	0.13	1.5	2.59	1.80	22.0	27.1	2.09	1560	8.22	0.27	8.9	36.2
K286746		1.8	0.44	0.41	0.05	<0.1	0.015	0.04	0.7	1.2	12.55	209	0.37	0.01	0.5	2.6
K286747		263	3.62	12.30	0.11	1.5	2.73	1.47	25.4	23.8	2.70	1280	7.27	0.26	8.7	32.6
K286748		255	3.21	13.65	0.12	1.8	2.85	2.18	25.9	22.3	2.80	760	7.21	0.31	9.4	48.5
K286749		200	2.78	14.50	0.12	1.9	1.555	2.86	25.2	23.2	2.61	506	5.19	0.31	9.9	67.3
K286750		326	3.59	14.60	0.16	1.9	1.425	2.78	25.0	21.6	2.48	612	7.66	0.27	10.2	49.9
K286751		657	5.75	12.70	0.17	1.6	4.37	2.45	24.3	17.3	2.55	835	10.50	0.18	8.0	49.7
K286752		284	2.92	12.50	0.11	1.7	0.214	2.52	25.4	15.9	2.79	537	6.87	0.23	8.7	45.6
K286753		285	2.86	12.35	0.11	1.7	0.169	2.53	24.7	14.9	2.58	486	9.97	0.22	8.4	48.1
K286754		206	2.47	10.50	0.09	1.6	0.136	1.94	22.1	16.5	2.12	349	9.37	0.25	7.8	40.3
K286755		414	3.36	12.20	0.09	1.7	0.160	2.13	21.6	15.9	2.88	448	5.58	0.24	8.7	44.2
K286756		354	2.90	12.15	0.10	1.7	0.094	2.26	22.7	21.2	2.67	416	8.45	0.20	9.2	42.6
K286757		659	5.46	13.70	0.14	1.7	0.333	1.86	26.5	49.9	2.23	721	48.8	0.11	9.6	65.1
K286758		715	3.21	11.80	0.13	1.5	2.24	1.75	21.9	36.4	2.09	1640	12.90	0.22	8.6	44.8
K286759		589	4.30	12.05	0.10	1.5	0.162	1.84	19.8	46.1	2.81	661	17.75	0.09	8.4	49.2
K286760		175.0	3.78	13.35	0.08	1.6	0.351	1.78	24.8	62.3	1.25	1260	6.86	0.02	8.7	43.5
K286761		411	4.10	13.40	0.08	1.4	0.242	1.48	20.5	46.3	3.56	932	6.97	0.06	7.8	42.8
K286762		411	2.91	12.40	0.11	1.7	0.077	2.01	23.5	57.2	2.92	231	3.71	0.12	8.6	57.8
K286763		364	2.75	12.15	0.10	1.7	0.037	2.02	24.7	41.4	2.08	194	0.63	0.17	9.0	59.7
K286764		422	2.97	11.80	0.14	1.7	0.048	2.00	24.2	42.3	2.25	204	0.56	0.17	8.9	61.5
K286765		314	2.67	11.65	0.11	1.7	0.030	2.60	22.5	51.6	1.57	121	5.08	0.16	8.7	42.2

***** See Appendix Page for comments regarding this certificate *****

ALS Canada Ltd.
2103 Dollarton Hwy
North Vancouver BC V7H 0A7
Phone: 604 984 0221 Fax: 604 984 0218 www.alsglobal.com

To: **SILVER RANGE RESOURCES LTD.**
C/O ARCHER, CATHRO & ASSOCIATES (1981) LIMITED
1016-510 W HASTINGS ST
VANCOUVER BC V6B 1L8

Finalized Date: 6-AUG-2012
Account: RANSIL

Project: KEG (Main - Group 1)

CERTIFICATE OF ANALYSIS WH12166673

Sample Description	Method	ME-MS61	ME-MS61	ME-MS61	ME-MS61	ME-MS61	ME-MS61	ME-MS61	ME-MS61	ME-MS61	ME-MS61	ME-MS61	ME-MS61	ME-MS61	ME-MS61	ME-MS61
	Analyte	P	Pb	Rb	Re	S	Sb	Sc	Se	Sn	Sr	Ta	Te	Th	Ti	Tl
	Units	ppm	ppm	ppm	ppm	%	ppm	ppm	ppm	ppm	ppm	ppm	ppm	ppm	%	ppm
	LOR	10	0.5	0.1	0.002	0.01	0.05	0.1	1	0.2	0.2	0.05	0.05	0.2	0.005	0.02
K286730		5010	148.5	45.3	0.033	0.62	4.29	7.8	9	230	210	0.75	0.06	7.5	0.320	0.43
K286731		4280	1520	42.2	0.011	0.60	5.28	5.4	36	169.0	195.5	0.55	0.30	5.8	0.234	0.55
K286732		180	2.4	2.5	<0.002	<0.01	<0.05	0.3	1	0.3	44.5	<0.05	<0.05	<0.2	<0.005	<0.02
K286733		1910	7.6	122.0	0.010	0.85	3.53	8.0	8	40.1	251	0.78	<0.05	7.7	0.319	1.14
K286734		1850	13.8	93.3	0.010	0.64	2.61	8.2	6	38.2	274	0.77	<0.05	7.8	0.316	0.86
K286735		2790	6.3	101.5	0.013	1.74	10.35	7.5	12	58.6	196.0	0.65	<0.05	6.7	0.274	1.04
K286736		1100	9.0	132.5	0.007	0.94	8.75	10.7	11	17.0	471	0.79	0.06	8.7	0.347	1.21
K286737		1440	9.3	103.0	0.012	1.38	12.55	8.5	15	44.6	368	0.69	0.06	7.2	0.294	1.05
K286738		1110	969	87.4	0.017	1.02	8.58	7.4	26	153.5	208	0.60	0.21	6.9	0.276	0.84
K286739		2090	21.1	115.5	0.031	0.83	14.30	9.0	14	22.6	241	0.66	0.05	7.9	0.305	1.05
K286740		1540	7.2	93.5	0.008	0.74	8.78	7.5	11	19.0	324	0.56	0.05	6.8	0.257	0.96
K286741		1780	35.1	74.5	0.006	0.76	5.53	6.2	8	83.5	256	0.62	<0.05	6.9	0.284	0.64
K286742		2240	10.3	108.0	0.008	1.51	4.33	7.8	13	42.3	283	0.64	0.15	7.1	0.299	0.96
K286743		2140	4.9	83.1	0.009	1.25	9.26	7.3	11	77.5	257	0.56	0.05	6.5	0.268	0.76
K286744		2020	9.9	87.7	0.008	0.67	4.14	7.7	7	48.1	310	0.63	<0.05	7.3	0.301	0.73
K286745		1780	64.6	83.1	0.013	1.93	10.45	7.0	18	80.1	222	0.64	0.07	6.9	0.297	0.73
K286746		200	1.2	2.3	<0.002	0.01	<0.05	0.3	1	0.3	43.5	<0.05	<0.05	0.4	<0.005	<0.02
K286747		1880	18.6	64.7	0.006	1.86	5.37	6.8	14	48.4	241	0.60	0.09	6.8	0.283	0.55
K286748		1590	8.3	97.5	0.013	1.65	5.14	8.3	15	28.2	282	0.64	0.12	7.8	0.305	0.83
K286749		1600	6.9	132.0	0.014	1.36	3.44	10.0	17	14.8	383	0.66	0.11	8.3	0.321	1.09
K286750		1430	7.0	126.0	0.013	1.91	4.90	8.9	18	26.1	340	0.72	0.23	8.3	0.324	1.03
K286751		1930	5.1	97.6	0.016	3.47	5.28	6.5	25	33.9	225	0.57	0.32	6.0	0.265	0.81
K286752		1780	16.9	102.0	0.011	1.48	3.95	7.8	12	19.1	256	0.62	0.16	7.4	0.283	0.84
K286753		2320	16.0	103.0	0.014	1.47	3.70	8.1	13	16.7	268	0.59	0.14	7.1	0.277	0.84
K286754		3260	4.4	78.1	0.014	1.29	2.88	7.6	13	5.9	262	0.56	0.16	6.6	0.262	0.62
K286755		2890	7.3	83.2	0.010	1.81	3.72	8.0	15	12.8	255	0.61	0.22	7.5	0.281	0.71
K286756		2110	6.9	90.1	0.011	1.52	3.01	7.8	14	12.1	209	0.66	0.18	7.5	0.306	0.78
K286757		1720	13.0	102.0	0.044	2.88	8.11	7.9	19	36.9	206	0.70	0.39	7.3	0.317	0.82
K286758		1090	974	87.6	0.015	1.00	8.16	7.3	25	149.5	202	0.61	0.21	6.9	0.274	0.83
K286759		2660	13.8	95.5	0.016	2.09	10.70	7.3	15	24.3	134.0	0.61	0.35	6.5	0.275	0.83
K286760		2600	32.1	145.5	0.010	1.31	19.30	7.8	6	51.8	141.5	0.62	0.08	8.2	0.285	1.09
K286761		3120	11.9	116.5	0.011	1.78	5.92	7.8	11	64.9	113.5	0.54	0.34	6.9	0.252	0.87
K286762		1120	5.2	129.0	0.009	1.49	2.80	9.6	11	5.0	167.5	0.60	0.26	7.5	0.283	1.23
K286763		630	10.4	137.0	0.004	1.23	2.84	10.8	9	5.7	388	0.62	0.30	7.9	0.296	1.44
K286764		590	11.6	137.0	0.004	1.41	3.37	10.8	10	5.9	364	0.60	0.28	7.8	0.286	1.43
K286765		580	5.6	173.0	0.011	1.22	2.80	10.3	9	3.9	290	0.59	0.19	7.8	0.291	1.80

***** See Appendix Page for comments regarding this certificate *****

ALS Canada Ltd.
2103 Dollarton Hwy
North Vancouver BC V7H 0A7
Phone: 604 984 0221 Fax: 604 984 0218 www.alsglobal.com

To: **SILVER RANGE RESOURCES LTD.**
C/ O ARCHER, CATHRO & ASSOCIATES (1981) LIMITED
1016- 510 W HASTINGS ST
VANCOUVER BC V6B 1L8

Finalized Date: 6- AUG- 2012
Account: RANSIL

Project: KEG (Main - Group 1)

CERTIFICATE OF ANALYSIS WH12166673

Sample Description	Method	ME- MS61	ME- MS61	ME- MS61	ME- MS61	ME- MS61	ME- MS61
	Analyte	U	V	W	Y	Zn	Zr
	Units	ppm	ppm	ppm	ppm	ppm	ppm
	LOR	0.1	1	0.1	0.1	2	0.5
K286730		8.6	764	1.9	37.3	2640	75.0
K286731		4.8	144	4.2	31.5	3340	45.5
K286732		0.7	3	0.2	0.9	20	<0.5
K286733		4.9	131	1.6	32.5	1130	66.3
K286734		4.3	116	1.6	30.4	1540	64.2
K286735		4.1	139	1.3	33.3	7360	58.3
K286736		3.5	124	1.4	25.9	276	75.7
K286737		3.4	139	1.4	27.8	534	63.6
K286738		3.6	132	2.9	23.6	3000	48.5
K286739		5.5	447	1.8	28.1	1380	67.4
K286740		3.3	109	1.6	24.9	734	56.2
K286741		3.5	109	1.4	26.2	2750	51.1
K286742		3.6	117	4.1	30.1	2290	54.8
K286743		3.7	104	2.3	28.8	3760	46.1
K286744		3.7	116	2.6	29.2	1320	53.3
K286745		3.7	125	1.6	26.4	5680	52.1
K286746		0.5	2	0.1	0.9	29	<0.5
K286747		3.8	124	4.7	29.3	5210	51.9
K286748		3.7	141	4.7	27.6	4270	61.8
K286749		4.1	149	2.4	30.4	1990	75.4
K286750		3.9	145	3.8	26.8	1820	73.3
K286751		3.4	147	12.7	24.8	6010	53.2
K286752		3.9	138	1.9	27.7	274	62.3
K286753		3.9	160	1.8	28.1	218	59.4
K286754		4.1	140	1.5	26.5	250	58.2
K286755		4.0	123	2.4	30.6	240	59.6
K286756		3.6	140	3.1	26.6	114	57.3
K286757		5.8	295	12.7	30.1	272	58.2
K286758		3.6	130	2.8	23.8	3010	46.8
K286759		4.2	170	12.7	28.5	105	51.0
K286760		3.9	134	8.7	27.6	71	53.1
K286761		3.6	132	7.9	28.8	63	45.4
K286762		2.8	121	1.2	27.6	82	63.7
K286763		2.3	84	1.3	26.8	55	65.0
K286764		2.2	82	1.3	26.5	57	63.8
K286765		2.9	153	1.6	22.9	68	65.3

***** See Appendix Page for comments regarding this certificate *****

ALS Canada Ltd.
2103 Dollarton Hwy
North Vancouver BC V7H 0A7
Phone: 604 984 0221 Fax: 604 984 0218 www.alsglobal.com

To: **SILVER RANGE RESOURCES LTD.**
C/O ARCHER, CATHRO & ASSOCIATES (1981) LIMITED
1016- 510 W HASTINGS ST
VANCOUVER BC V6B 1L8

Page: Appendix 1
Total # Appendix Pages: 1
Finalized Date: 6- AUG- 2012
Account: RANSIL

Project: KEG (Main - Group 1)

CERTIFICATE OF ANALYSIS WH12166673

Method	CERTIFICATE COMMENTS
ME- MS61	Interference: Ca> 10% on ICP- MS As, ICP- AES results shown.
ME- MS61	REE's may not be totally soluble in this method.

ALS Canada Ltd.

2103 Dollarton Hwy
North Vancouver BC V7H 0A7
Phone: 604 984 0221 Fax: 604 984 0218 www.alsglobal.com

To: **SILVER RANGE RESOURCES LTD.**
C/O ARCHER, CATHRO & ASSOCIATES (1981) LIMITED
1016-510 W HASTINGS ST
VANCOUVER BC V6B 1L8

Finalized Date: 3-AUG-2012
Account: RANSIL

CERTIFICATE WH12166674

Project: KEG (Main - Group 1)

P.O. No.: Batch 46

This report is for 36 Drill Core samples submitted to our lab in Whitehorse, YT, Canada on 17-JUL-2012.

The following have access to data associated with this certificate:

MATT DUMALA	JOAN MARIACHER	

SAMPLE PREPARATION

ALS CODE	DESCRIPTION
WEI-21	Received Sample Weight
LOG-22	Sample login - Rcd w/o BarCode
CRU-31	Fine crushing - 70%<2mm
CRU-QC	Crushing QC Test
SPL-21	Split sample - riffle splitter
PUL-QC	Pulverizing QC Test
PUL-31	Pulverize split to 85%<75 um
LOG-22d	Sample login - Rcd w/o BarCode dup
SPL-21d	Split sample - duplicate
PUL-31d	Pulverize Split - duplicate
LOG-23	Pulp Login - Rcvd with Barcode

ANALYTICAL PROCEDURES

ALS CODE	DESCRIPTION	INSTRUMENT
Au-AA24	Au 50g FA AA finish	AAS
Sn-XRF05	Sn-Trace Level XRF Analysis	XRF
ME-MS61	48 element four acid ICP-MS	

To: **SILVER RANGE RESOURCES LTD.**
ATTN: JOAN MARIACHER
C/O ARCHER, CATHRO & ASSOCIATES (1981) LIMITED
1016-510 W HASTINGS ST
VANCOUVER BC V6B 1L8

This is the Final Report and supersedes any preliminary report with this certificate number. Results apply to samples as submitted. All pages of this report have been checked and approved for release.

***** See Appendix Page for comments regarding this certificate *****

Signature: 

Colin Ramshaw, Vancouver Laboratory Manager

ALS Canada Ltd.
2103 Dollarton Hwy
North Vancouver BC V7H 0A7
Phone: 604 984 0221 Fax: 604 984 0218 www.alsglobal.com

To: **SILVER RANGE RESOURCES LTD.**
C/O ARCHER, CATHRO & ASSOCIATES (1981) LIMITED
1016-510 W HASTINGS ST
VANCOUVER BC V6B 1L8

Finalized Date: 3-AUG-2012
Account: RANSIL

Project: KEG (Main - Group 1)

CERTIFICATE OF ANALYSIS WH12166674

Sample Description	Method	WEI-21	Au-AA24	Sn-XRF05	ME-MS61	ME-MS61	ME-MS61	ME-MS61	ME-MS61	ME-MS61	ME-MS61	ME-MS61	ME-MS61	ME-MS61	ME-MS61	ME-MS61
	Analyte	Recvd Wt.	Au	Sn	Ag	Al	As	Ba	Be	Bi	Ca	Cd	Ce	Co	Cr	Cs
	Units	kg	ppm	ppm	ppm	%	ppm	ppm	ppm	ppm	%	ppm	ppm	ppm	ppm	ppm
	LOR	0.02	0.005	5	0.01	0.01	0.2	10	0.05	0.01	0.01	0.02	0.01	0.1	1	0.05
K286766		8.12	0.013	6	0.42	5.13	4.9	1010	1.60	13.75	1.70	0.85	56.7	14.2	72	12.40
K286767		7.27	0.006	141	0.14	6.64	213	1750	4.31	0.70	9.97	0.14	59.0	17.4	79	15.40
K286768		8.54	<0.005	78	0.17	5.32	172	1420	3.51	1.82	11.80	0.16	54.4	18.0	63	11.70
K286769		8.25	0.008	9	0.53	4.51	8.7	520	1.38	17.70	2.89	0.71	45.9	16.1	69	8.44
K286770		0.25	<0.005	169	15.20	4.53	124.0	1420	1.14	51.4	8.32	59.7	47.7	7.0	67	5.59
K286771		8.66	<0.005	11	0.53	5.04	6.2	920	1.61	10.45	2.56	0.84	55.5	16.5	88	9.85
K286772		8.86	0.013	7	0.33	5.20	4.5	1110	1.70	19.15	2.42	0.60	53.4	16.1	88	10.75
K286773		8.68	0.008	7	0.43	4.73	6.7	830	1.58	8.93	2.75	1.60	49.1	16.2	89	8.32
K286774		9.31	0.008	5	0.25	5.38	3.5	1000	1.88	7.11	2.50	0.27	49.7	15.1	83	11.40
K286775		8.95	0.019	12	0.38	5.39	8.2	1170	1.73	15.65	2.69	0.98	55.4	14.1	100	10.10
K286776		<0.02	0.016	12	0.40	5.25	8.8	1140	1.78	14.75	2.60	1.06	53.7	13.9	91	10.10
K286777		8.03	0.018	11	0.28	4.94	6.0	950	1.58	9.54	3.00	0.42	52.4	12.2	87	7.40
K286778		8.68	0.019	12	0.48	4.89	5.7	820	1.58	21.2	3.08	0.74	56.4	16.0	74	8.25
K286779		9.39	0.016	10	0.41	5.29	3.2	570	1.81	15.75	2.49	36.9	51.5	14.2	107	10.30
K286780		4.36	0.025	16	0.62	4.67	3.8	250	1.41	27.8	2.64	1.17	53.1	18.0	71	11.30
K286781		3.25	<0.005	<5	0.01	0.11	<5	20	0.05	0.06	21.9	0.10	1.70	1.5	1	0.27
K286782		4.68	0.012	14	0.68	4.79	7.9	400	1.54	19.70	2.35	6.03	48.0	15.9	81	9.66
K286783		8.85	0.012	11	0.52	4.84	16.9	450	1.50	22.0	2.69	1.50	48.6	15.6	80	11.95
K286784		9.26	0.010	15	0.42	4.97	6.5	1080	1.68	9.76	3.19	1.59	53.4	14.6	92	8.04
K286785		9.58	0.009	10	0.52	4.99	546	960	1.65	13.15	2.76	1.51	49.2	18.6	90	9.00
K286786		8.74	<0.005	10	0.56	4.94	5.2	750	1.57	10.70	3.29	3.35	51.0	16.2	62	7.41
K286787		8.97	<0.005	8	0.61	6.10	14.9	820	2.17	10.15	2.94	2.37	61.2	16.7	72	12.10
K286788		0.25	<0.005	170	14.85	4.49	116.0	1480	1.16	51.5	8.29	59.5	47.6	6.7	66	5.51
K286789		9.13	<0.005	12	0.42	6.32	26.8	1280	2.12	5.80	2.51	0.25	62.9	13.8	68	11.90
K286790		9.92	<0.005	13	1.21	6.48	74.6	1020	2.25	6.99	2.75	1.85	64.2	16.8	77	12.50
K286791		8.51	<0.005	14	0.47	6.35	21.7	1190	2.14	5.17	2.64	0.34	62.2	15.7	72	12.60
K286792		3.74	<0.005	<5	0.03	0.11	<5	20	0.06	0.06	22.1	0.06	1.88	1.4	1	0.29
K286793		6.32	<0.005	10	1.47	6.08	9.7	900	2.04	5.51	3.28	2.29	62.8	15.4	65	11.05
K286794		6.86	0.006	11	0.48	6.23	15.2	1130	2.03	11.75	2.59	1.47	64.1	14.2	69	13.05
K286795		7.56	<0.005	10	0.37	6.61	7.4	930	2.28	4.42	2.89	0.48	71.4	17.6	73	11.35
K286796		3.98	<0.005	6	0.34	6.32	5.0	1020	2.05	3.53	2.63	0.58	61.6	16.6	72	11.10
K286797		6.72	<0.005	29	1.15	4.99	102.0	760	1.92	6.95	3.23	2.45	52.0	17.1	63	10.05
K286798		6.55	<0.005	32	0.29	4.96	30.5	1250	1.99	1.73	2.31	0.23	54.9	14.7	70	7.17
K286799		5.86	<0.005	20	0.36	4.86	13.5	920	2.03	3.70	1.84	1.25	51.4	18.4	64	7.17
K286800		6.56	<0.005	12	0.49	4.88	20.0	1070	1.94	5.20	1.55	0.66	50.6	16.7	61	7.80
K286801		6.95	<0.005	7	0.38	5.32	4.0	910	2.00	7.06	1.30	0.26	54.3	18.6	60	8.64

***** See Appendix Page for comments regarding this certificate *****

ALS Canada Ltd.
2103 Dollarton Hwy
North Vancouver BC V7H 0A7
Phone: 604 984 0221 Fax: 604 984 0218 www.alsglobal.com

To: **SILVER RANGE RESOURCES LTD.**
C/O ARCHER, CATHRO & ASSOCIATES (1981) LIMITED
1016-510 W HASTINGS ST
VANCOUVER BC V6B 1L8

Finalized Date: 3-AUG-2012
Account: RANSIL

Project: KEG (Main - Group 1)

CERTIFICATE OF ANALYSIS WH12166674

Sample Description	Method	ME-MS61	ME-MS61	ME-MS61	ME-MS61	ME-MS61	ME-MS61	ME-MS61	ME-MS61	ME-MS61	ME-MS61	ME-MS61	ME-MS61	ME-MS61	ME-MS61	ME-MS61
	Analyte	Cu	Fe	Ga	Ge	Hf	In	K	La	Li	Mg	Mn	Mo	Na	Nb	Ni
	Units	ppm	%	ppm	ppm	ppm	ppm	%	ppm	ppm	%	ppm	ppm	%	ppm	ppm
	LOR	0.2	0.01	0.05	0.05	0.1	0.005	0.01	0.5	0.2	0.01	5	0.05	0.01	0.1	0.2
K286766		384	3.04	13.85	0.15	1.9	0.026	2.72	28.7	84.5	1.88	138	22.0	0.13	9.6	69.9
K286767		64.5	2.75	19.70	0.13	2.3	0.609	3.46	31.1	48.1	0.79	863	27.3	0.03	11.9	87.0
K286768		107.0	2.59	17.15	0.10	2.2	0.407	2.68	30.6	47.4	0.71	973	79.3	0.02	10.2	120.5
K286769		562	4.11	12.20	0.16	1.7	0.046	2.02	25.2	47.2	2.35	227	9.29	0.16	8.5	56.5
K286770		756	3.51	11.85	0.15	1.6	2.45	2.00	25.5	35.1	2.25	1720	13.90	0.24	9.5	47.9
K286771		439	3.84	13.45	0.17	1.9	0.034	2.43	30.4	43.8	1.96	196	6.71	0.24	9.9	62.3
K286772		299	3.40	14.20	0.16	1.7	0.034	2.54	28.5	33.4	1.83	233	5.81	0.37	9.4	63.2
K286773		367	3.63	12.90	0.15	1.7	0.052	2.15	26.4	22.3	1.84	217	12.75	0.34	8.8	64.6
K286774		297	3.10	14.60	0.14	1.9	0.024	2.72	26.6	28.2	1.92	210	3.76	0.34	10.0	60.3
K286775		385	3.42	14.55	0.15	2.0	0.027	2.53	29.2	29.5	1.85	173	12.65	0.34	10.2	62.0
K286776		378	3.34	14.20	0.17	2.0	0.024	2.47	28.3	29.1	1.79	167	12.30	0.33	10.1	61.1
K286777		320	2.95	14.10	0.14	1.9	0.038	2.09	27.7	22.1	2.25	207	0.81	0.35	9.7	73.8
K286778		696	5.06	14.75	0.19	1.9	0.062	2.13	29.9	24.7	2.80	223	4.91	0.32	10.0	68.7
K286779		517	4.31	15.25	0.19	1.9	1.230	2.52	27.5	21.9	2.21	184	30.5	0.48	9.6	61.6
K286780		817	6.05	13.45	0.23	1.7	0.058	2.46	26.4	35.8	3.01	216	12.95	0.20	9.4	67.5
K286781		4.0	0.50	0.37	<0.05	<0.1	0.007	0.04	0.8	1.1	13.05	219	0.21	<0.01	0.5	3.3
K286782		985	5.08	13.50	0.16	1.7	0.339	2.89	24.5	31.0	2.43	151	31.2	0.29	8.0	63.3
K286783		663	5.11	13.55	0.16	1.8	0.062	2.74	25.5	41.0	3.07	194	34.3	0.31	8.2	66.6
K286784		374	3.93	13.55	0.14	1.8	0.060	2.27	29.5	25.8	2.19	276	16.50	0.37	9.0	65.9
K286785		424	3.87	13.60	0.15	1.7	0.078	2.30	26.2	29.9	2.00	295	14.20	0.28	8.9	71.6
K286786		644	4.32	13.60	0.15	2.0	0.134	2.05	26.9	29.2	2.10	316	24.3	0.27	9.6	70.5
K286787		640	4.48	16.20	0.19	2.3	0.055	2.89	33.1	42.2	1.92	184	35.3	0.42	11.7	66.2
K286788		748	3.51	11.45	0.17	1.5	2.44	1.98	25.2	37.4	2.24	1700	13.85	0.23	9.2	44.8
K286789		340	3.26	16.30	0.15	2.1	0.015	3.14	32.4	41.0	1.58	129	16.10	0.59	10.3	44.3
K286790		451	4.04	17.00	0.20	2.2	0.029	3.32	34.4	60.8	1.84	172	20.0	0.50	11.0	52.6
K286791		349	3.59	16.65	0.17	2.2	0.014	3.16	33.0	59.6	1.71	178	17.70	0.49	11.7	48.9
K286792		2.3	0.49	0.37	<0.05	<0.1	0.005	0.05	0.9	1.2	13.15	208	0.18	<0.01	0.5	2.8
K286793		443	4.17	16.35	0.16	2.1	0.069	2.49	34.0	43.7	2.10	340	21.2	0.56	11.5	47.9
K286794		320	3.67	16.40	0.16	2.0	0.022	3.06	33.4	59.3	1.72	167	21.1	0.53	11.5	46.5
K286795		349	4.21	17.35	0.19	2.1	0.023	3.18	38.0	46.2	1.91	245	22.0	0.63	11.7	56.0
K286796		350	4.14	16.25	0.18	2.0	0.027	3.25	32.9	46.0	1.80	216	19.95	0.59	11.1	52.0
K286797		532	4.46	14.15	0.17	2.0	0.054	2.66	29.6	54.2	1.42	263	44.4	0.28	10.2	63.3
K286798		273	2.82	13.60	0.14	1.9	0.010	2.75	28.6	46.7	1.26	176	24.6	0.39	10.1	54.9
K286799		315	3.91	13.15	0.13	1.8	0.026	2.50	27.4	51.4	1.09	144	19.90	0.59	8.8	58.5
K286800		345	3.94	13.10	0.18	1.9	0.015	3.18	28.0	50.2	0.93	112	26.9	0.55	9.1	65.4
K286801		267	3.93	14.20	0.17	2.0	0.014	3.17	28.9	48.9	0.90	94	31.7	0.75	9.5	69.3

***** See Appendix Page for comments regarding this certificate *****

ALS Canada Ltd.
2103 Dollarton Hwy
North Vancouver BC V7H 0A7
Phone: 604 984 0221 Fax: 604 984 0218 www.alsglobal.com

To: **SILVER RANGE RESOURCES LTD.**
C/O ARCHER, CATHRO & ASSOCIATES (1981) LIMITED
1016- 510 W HASTINGS ST
VANCOUVER BC V6B 1L8

Finalized Date: 3- AUG- 2012
Account: RANSIL

Project: KEG (Main - Group 1)

CERTIFICATE OF ANALYSIS WH12166674

Sample Description	Method	ME-MS61	ME-MS61	ME-MS61	ME-MS61	ME-MS61	ME-MS61	ME-MS61	ME-MS61	ME-MS61	ME-MS61	ME-MS61	ME-MS61	ME-MS61	ME-MS61	ME-MS61
	Analyte	P	Pb	Rb	Re	S	Sb	Sc	Se	Sn	Sr	Ta	Te	Th	Ti	Tl
	Units	ppm	ppm	ppm	ppm	%	ppm	ppm	ppm	ppm	ppm	ppm	ppm	ppm	%	ppm
	LOR	10	0.5	0.1	0.002	0.01	0.05	0.1	1	0.2	0.2	0.05	0.05	0.2	0.005	0.02
K286766		1260	36.5	186.5	0.043	1.21	3.19	12.4	11	5.0	195.0	0.68	0.29	7.6	0.293	2.01
K286767		700	37.1	300	0.046	1.14	11.20	14.5	5	141.5	136.5	0.82	<0.05	9.4	0.335	2.18
K286768		1130	8.8	262	0.117	0.95	34.8	12.3	4	76.5	85.7	0.70	<0.05	8.0	0.297	1.79
K286769		930	15.9	132.5	0.020	1.89	3.89	11.4	13	6.4	165.0	0.60	0.26	6.6	0.255	1.29
K286770		1150	1035	93.6	0.018	1.00	8.41	8.1	27	146.0	215	0.67	0.23	6.9	0.290	0.88
K286771		1160	14.0	168.0	0.021	1.66	2.84	12.3	13	6.7	236	0.71	0.19	7.6	0.291	1.84
K286772		990	12.2	162.5	0.019	1.41	1.99	12.0	10	5.0	292	0.66	0.22	7.4	0.283	1.93
K286773		1090	15.1	137.0	0.033	1.61	2.17	11.5	11	5.9	235	0.62	0.17	7.0	0.265	1.55
K286774		740	9.4	181.5	0.008	1.21	1.57	12.4	8	4.3	246	0.70	0.14	7.7	0.300	2.10
K286775		760	11.6	174.5	0.032	1.48	1.54	12.8	11	8.7	289	0.72	0.33	8.1	0.312	1.92
K286776		740	11.5	170.5	0.030	1.44	1.56	12.6	11	9.2	282	0.71	0.29	7.9	0.301	1.90
K286777		660	6.3	133.0	0.005	1.31	1.35	12.3	10	4.9	223	0.69	0.17	7.7	0.297	1.46
K286778		650	6.7	147.0	0.010	2.24	1.20	12.1	17	11.7	249	0.71	0.30	7.8	0.302	1.60
K286779		580	7.2	167.5	0.078	1.90	0.74	12.5	16	7.2	206	0.70	0.30	7.8	0.296	1.97
K286780		760	8.6	192.5	0.026	2.56	2.85	11.1	20	13.0	202	0.67	0.46	6.8	0.288	2.15
K286781		240	1.3	1.8	<0.002	0.03	<0.05	0.4	1	<0.2	47.8	<0.05	<0.05	<0.2	0.007	0.02
K286782		990	8.0	172.5	0.075	2.27	1.12	10.3	18	7.9	204	0.57	0.22	6.6	0.245	1.91
K286783		1110	8.6	184.0	0.062	2.26	2.21	10.5	17	6.5	178.5	0.60	0.36	6.7	0.261	2.11
K286784		1310	9.9	135.5	0.039	1.70	1.76	11.3	10	7.3	228	0.64	0.16	7.1	0.285	1.50
K286785		1090	12.8	149.0	0.032	1.75	2.19	11.3	11	6.3	245	0.62	0.27	6.9	0.272	1.70
K286786		1140	7.3	127.0	0.035	2.05	1.60	11.1	11	5.8	197.5	0.69	0.16	7.0	0.287	1.39
K286787		1380	12.2	195.5	0.033	1.99	2.60	12.6	11	6.7	245	0.84	0.13	8.9	0.357	2.34
K286788		1150	1040	90.6	0.017	1.00	8.42	7.8	26	143.5	211	0.66	0.23	6.8	0.287	0.87
K286789		1410	9.9	198.5	0.013	1.37	1.11	12.3	7	6.4	237	0.74	0.10	8.9	0.320	2.42
K286790		1430	40.1	217	0.017	1.74	2.03	13.1	10	9.5	245	0.78	0.09	9.3	0.339	2.57
K286791		1280	12.0	216	0.014	1.52	1.66	12.7	8	10.8	244	0.83	0.07	9.4	0.349	2.60
K286792		240	1.2	2.0	<0.002	0.01	<0.05	0.3	1	<0.2	45.2	<0.05	<0.05	0.2	0.005	0.02
K286793		1470	10.1	169.0	0.017	1.80	1.57	12.1	8	8.5	199.5	0.82	0.09	9.2	0.355	2.05
K286794		1490	16.2	207	0.013	1.58	1.26	12.3	8	12.5	224	0.83	0.18	9.4	0.354	2.49
K286795		1600	9.2	196.0	0.018	1.84	1.11	13.1	9	4.9	246	0.84	0.08	9.6	0.359	2.33
K286796		1450	8.1	196.0	0.017	1.90	0.97	12.3	9	4.6	230	0.79	0.07	8.6	0.354	2.22
K286797		2600	41.1	179.5	0.041	2.00	17.80	10.1	11	28.4	201	0.72	0.15	7.6	0.312	1.72
K286798		1840	8.8	161.0	0.043	1.28	2.02	9.6	6	28.9	226	0.74	0.05	8.0	0.306	1.64
K286799		1200	11.1	150.0	0.043	1.70	1.77	9.4	8	16.1	189.0	0.63	0.11	7.6	0.269	1.58
K286800		1870	16.5	168.0	0.040	1.79	8.55	10.1	10	9.9	166.5	0.64	0.11	7.7	0.272	1.86
K286801		1370	11.7	169.0	0.053	1.76	23.9	10.4	9	4.8	158.0	0.67	0.14	8.5	0.286	1.93

***** See Appendix Page for comments regarding this certificate *****

ALS Canada Ltd.
2103 Dollarton Hwy
North Vancouver BC V7H 0A7
Phone: 604 984 0221 Fax: 604 984 0218 www.alsglobal.com

To: **SILVER RANGE RESOURCES LTD.**
C/O ARCHER, CATHRO & ASSOCIATES (1981) LIMITED
1016- 510 W HASTINGS ST
VANCOUVER BC V6B 1L8

Finalized Date: 3- AUG- 2012
Account: RANSIL

Project: KEG (Main - Group 1)

CERTIFICATE OF ANALYSIS WH12166674

Sample Description	Method	ME-MS61	ME-MS61	ME-MS61	ME-MS61	ME-MS61	ME-MS61
	Analyte	U	V	W	Y	Zn	Zr
	Units	ppm	ppm	ppm	ppm	ppm	ppm
	LOR	0.1	1	0.1	0.1	2	0.5
K286766		6.7	271	1.9	37.1	98	70.3
K286767		8.5	523	12.7	31.6	49	84.1
K286768		14.2	720	14.1	39.1	47	93.5
K286769		4.3	195	2.2	30.4	74	66.8
K286770		3.6	137	2.6	28.7	3190	51.5
K286771		4.0	237	2.2	34.1	86	69.5
K286772		3.4	215	1.8	29.4	76	62.8
K286773		3.9	253	2.3	31.4	140	63.8
K286774		2.5	165	1.4	26.5	51	69.5
K286775		3.6	250	2.0	31.9	89	72.5
K286776		3.6	239	2.2	31.1	89	73.7
K286777		2.2	93	2.0	32.3	52	66.3
K286778		2.4	120	11.9	33.3	70	69.0
K286779		3.7	426	2.2	28.7	1630	72.4
K286780		3.1	204	13.9	35.0	105	59.3
K286781		0.5	3	0.1	1.1	18	0.8
K286782		5.4	435	4.2	28.0	298	62.4
K286783		6.6	393	3.6	33.8	132	66.9
K286784		5.7	284	3.7	34.0	137	68.3
K286785		5.2	245	4.3	31.0	125	68.4
K286786		9.6	226	2.7	34.8	221	77.9
K286787		8.1	334	2.2	35.8	201	86.7
K286788		3.6	136	2.5	28.0	3140	51.0
K286789		4.5	198	1.5	28.2	38	74.8
K286790		5.2	240	6.0	31.1	90	78.8
K286791		4.6	216	1.7	33.0	48	77.3
K286792		1.1	3	0.1	1.0	15	<0.5
K286793		5.1	276	5.6	34.9	162	75.1
K286794		5.4	215	1.6	34.6	75	71.6
K286795		5.8	262	2.7	35.1	67	75.4
K286796		5.0	264	2.0	31.3	74	72.6
K286797		11.4	354	9.0	33.1	134	79.0
K286798		7.7	355	1.8	33.6	33	69.1
K286799		6.4	313	1.5	25.9	93	67.8
K286800		8.9	468	2.1	28.7	40	77.0
K286801		9.0	352	1.9	23.0	30	78.6

***** See Appendix Page for comments regarding this certificate *****

ALS Canada Ltd.
2103 Dollarton Hwy
North Vancouver BC V7H 0A7
Phone: 604 984 0221 Fax: 604 984 0218 www.alsglobal.com

To: **SILVER RANGE RESOURCES LTD.**
C/O ARCHER, CATHRO & ASSOCIATES (1981) LIMITED
1016- 510 W HASTINGS ST
VANCOUVER BC V6B 1L8

Finalized Date: 3- AUG- 2012
Account: RANSIL

Project: KEG (Main - Group 1)

CERTIFICATE OF ANALYSIS WH12166674

Method	CERTIFICATE COMMENTS
ME- MS61	Interference: Ca> 10% on ICP- MS As, ICP- AES results shown.
ME- MS61	REE's may not be totally soluble in this method.

ALS Canada Ltd.

2103 Dollarton Hwy
North Vancouver BC V7H 0A7
Phone: 604 984 0221 Fax: 604 984 0218 www.alsglobal.com

To: **SILVER RANGE RESOURCES LTD.**
C/O ARCHER, CATHRO & ASSOCIATES (1981) LIMITED
1016-510 W HASTINGS ST
VANCOUVER BC V6B 1L8

Finalized Date: 3-AUG-2012
Account: RANSIL

CERTIFICATE WH12166675

Project: KEG (Main - Group 1)

P.O. No.: Batch 47

This report is for 36 Drill Core samples submitted to our lab in Whitehorse, YT, Canada on 17-JUL-2012.

The following have access to data associated with this certificate:

MATT DUMALA	JOAN MARIACHER	

SAMPLE PREPARATION

ALS CODE	DESCRIPTION
WEI-21	Received Sample Weight
LOG-22	Sample login - Rcd w/o BarCode
CRU-31	Fine crushing - 70%<2mm
CRU-QC	Crushing QC Test
SPL-21	Split sample - riffle splitter
PUL-QC	Pulverizing QC Test
PUL-31	Pulverize split to 85%<75 um
LOG-22d	Sample login - Rcd w/o BarCode dup
SPL-21d	Split sample - duplicate
PUL-31d	Pulverize Split - duplicate
LOG-23	Pulp Login - Rcvd with Barcode

ANALYTICAL PROCEDURES

ALS CODE	DESCRIPTION	INSTRUMENT
Au-AA24	Au 50g FA AA finish	AAS
ME-OG62	Ore Grade Elements - Four Acid	ICP-AES
Sn-XRF05	Sn-Trace Level XRF Analysis	XRF
ME-MS61	48 element four acid ICP-MS	
Zn-OG62	Ore Grade Zn - Four Acid	VARIABLE

To: **SILVER RANGE RESOURCES LTD.**
ATTN: JOAN MARIACHER
C/O ARCHER, CATHRO & ASSOCIATES (1981) LIMITED
1016-510 W HASTINGS ST
VANCOUVER BC V6B 1L8

This is the Final Report and supersedes any preliminary report with this certificate number. Results apply to samples as submitted. All pages of this report have been checked and approved for release.

***** See Appendix Page for comments regarding this certificate *****

Signature: 

Colin Ramshaw, Vancouver Laboratory Manager

ALS Canada Ltd.
2103 Dollarton Hwy
North Vancouver BC V7H 0A7
Phone: 604 984 0221 Fax: 604 984 0218 www.alsglobal.com

To: **SILVER RANGE RESOURCES LTD.**
C/O ARCHER, CATHRO & ASSOCIATES (1981) LIMITED
1016-510 W HASTINGS ST
VANCOUVER BC V6B 1L8

Finalized Date: 3-AUG-2012
Account: RANSIL

Project: KEG (Main - Group 1)

CERTIFICATE OF ANALYSIS WH12166675

Sample Description	Method	WEI-21	Au-AA24	Sn-XRF05	ME-MS61	ME-MS61	ME-MS61	ME-MS61	ME-MS61	ME-MS61	ME-MS61	ME-MS61	ME-MS61	ME-MS61	ME-MS61	ME-MS61
	Analyte	Recvd Wt.	Au	Sn	Ag	Al	As	Ba	Be	Bi	Ca	Cd	Ce	Co	Cr	Cs
	Units	kg	ppm	ppm	ppm	%	ppm	ppm	ppm	ppm	%	ppm	ppm	ppm	ppm	ppm
	LOR	0.02	0.005	5	0.01	0.01	0.2	10	0.05	0.01	0.01	0.02	0.01	0.1	1	0.05
K284808		6.45	<0.005	120	8.20	3.69	25.3	1560	1.14	16.50	7.43	25.1	39.0	5.7	48	5.38
K284809		6.48	<0.005	91	3.84	3.52	33.6	1010	1.27	7.02	7.77	23.4	36.9	5.0	52	5.15
K284810		3.67	<0.005	133	3.00	3.20	265	480	1.06	5.17	6.94	10.30	33.1	4.7	47	3.94
K284811		1.87	0.005	614	0.63	6.79	190.0	440	2.23	0.53	9.55	2.66	35.5	5.0	36	12.00
K284812		3.10	<0.005	<5	0.02	0.08	<5	20	0.07	0.03	21.3	0.08	1.22	1.4	2	0.23
K284813		4.05	<0.005	132	0.53	4.85	436	610	1.80	0.54	9.10	1.62	45.6	9.2	75	7.25
K284814		4.00	<0.005	35	1.00	5.30	38.2	630	1.81	1.54	5.03	5.95	50.9	9.8	78	8.52
K284815		6.08	<0.005	41	0.67	3.80	31.9	500	1.22	0.67	8.02	2.48	37.4	6.4	56	6.43
K284816		6.33	<0.005	156	0.71	4.29	96.2	420	1.30	0.42	7.76	3.42	42.6	7.5	61	5.41
K284817		7.09	<0.005	81	0.48	4.20	44	490	1.33	0.48	12.55	1.81	39.4	6.6	65	11.80
K284818		0.18	0.016	270	22.9	4.05	1115	380	1.15	86.5	8.25	299	40.5	14.0	58	4.55
K284819		6.18	<0.005	49	0.67	3.64	54.6	830	1.08	0.84	9.46	1.28	45.6	7.0	61	6.33
K284820		7.27	<0.005	49	0.49	5.81	37.4	780	1.80	0.36	6.97	0.49	47.4	9.4	87	14.40
K284821		8.04	<0.005	69	0.93	4.46	42	760	1.36	0.92	12.70	3.52	42.3	7.4	59	7.65
K284822		3.60	<0.005	70	0.70	4.39	46	740	1.31	0.54	13.15	2.53	43.3	7.7	58	7.70
K284823		7.74	<0.005	37	0.40	3.84	22	570	1.15	0.13	14.85	2.97	38.7	5.4	49	5.84
K284824		8.14	<0.005	34	0.54	3.73	20	650	0.96	0.22	11.75	2.68	40.6	6.3	52	8.18
K284825		7.89	<0.005	45	0.90	5.04	102.5	610	1.48	0.67	7.20	5.99	47.8	9.1	79	6.71
K284826		3.05	<0.005	<5	0.02	0.09	<5	30	0.06	0.69	21.5	0.10	1.39	1.4	1	0.35
K284827		7.05	<0.005	82	2.86	4.41	45.4	800	1.52	3.62	8.22	2.94	41.8	7.0	79	8.80
K284828		1.93	<0.005	55	2.77	3.03	57	1030	0.96	4.31	11.55	3.86	34.8	4.1	34	3.39
K284829		4.78	<0.005	61	4.53	3.56	25.6	1100	1.00	7.92	9.98	5.11	38.0	5.8	40	6.63
K284830		7.60	<0.005	48	2.45	4.56	35.2	790	1.31	3.27	8.06	9.90	49.3	8.1	49	13.45
K284831		8.06	<0.005	68	1.84	4.55	32	1140	1.30	2.38	10.25	7.44	48.0	6.4	50	14.60
K284832		0.18	0.007	178	38.4	4.37	432	580	1.29	130.5	7.57	184.5	41.7	9.8	74	6.10
K284833		4.43	<0.005	67	3.51	5.61	143	690	1.29	1.65	10.00	3.76	37.9	6.4	51	20.0
K284834		3.07	<0.005	32	1.36	3.93	80	640	1.12	0.23	13.55	6.30	32.9	5.7	45	9.81
K284835		5.44	<0.005	30	0.36	4.18	16	580	1.32	0.26	12.90	2.92	39.8	7.3	52	11.30
K284836		5.69	<0.005	58	8.41	3.32	18	800	0.90	13.90	11.30	29.8	41.2	7.0	40	10.70
K284837		7.87	<0.005	53	0.54	4.21	9	850	1.22	0.59	10.70	1.41	45.1	6.5	51	11.55
K284838		7.88	0.009	47	1.04	4.54	21	690	1.45	0.70	10.05	3.65	43.7	7.4	64	6.33
K284839		7.76	<0.005	88	1.00	4.21	43.9	1470	1.32	0.51	9.89	5.64	45.6	6.5	57	17.30
K284840		<0.02	<0.005	89	1.11	4.37	28	1610	1.27	0.52	10.15	6.36	44.6	6.5	59	16.40
K284841		7.32	<0.005	42	0.66	4.45	11.6	870	1.26	0.37	7.97	2.48	42.6	7.3	54	11.50
K284842		6.87	<0.005	70	0.34	3.51	18	480	1.01	0.21	12.00	1.77	38.6	5.7	45	10.35
K284843		5.63	<0.005	40	0.34	3.94	38	490	1.03	0.28	11.55	2.53	37.2	7.0	47	8.51

***** See Appendix Page for comments regarding this certificate *****

ALS Canada Ltd.
2103 Dollarton Hwy
North Vancouver BC V7H 0A7
Phone: 604 984 0221 Fax: 604 984 0218 www.alsglobal.com

To: **SILVER RANGE RESOURCES LTD.**
C/O ARCHER, CATHRO & ASSOCIATES (1981) LIMITED
1016-510 W HASTINGS ST
VANCOUVER BC V6B 1L8

Finalized Date: 3-AUG-2012
Account: RANSIL

Project: KEG (Main - Group 1)

CERTIFICATE OF ANALYSIS WH12166675

Sample Description	Method	ME-MS61	ME-MS61	ME-MS61	ME-MS61	ME-MS61	ME-MS61	ME-MS61	ME-MS61	ME-MS61	ME-MS61	ME-MS61	ME-MS61	ME-MS61	ME-MS61	ME-MS61
	Analyte	Cu	Fe	Ga	Ge	Hf	In	K	La	Li	Mg	Mn	Mo	Na	Nb	Ni
	Units	ppm	%	ppm	ppm	ppm	ppm	%	ppm	ppm	%	ppm	ppm	%	ppm	ppm
	LOR	0.2	0.01	0.05	0.05	0.1	0.005	0.01	0.5	0.2	0.01	5	0.05	0.01	0.1	0.2
K284808		218	1.84	9.43	0.20	1.4	0.517	1.65	20.5	57.6	2.65	1070	3.39	0.14	7.0	30.0
K284809		107.0	1.77	9.00	0.19	1.3	0.459	1.50	20.0	70.5	2.28	757	6.63	0.12	6.5	31.3
K284810		153.5	1.76	9.33	0.16	1.2	0.193	0.91	19.2	83.3	1.85	824	4.06	0.07	5.4	28.1
K284811		62.2	2.94	17.25	0.20	2.2	0.232	2.07	19.9	118.0	2.32	2790	3.78	0.03	6.6	28.4
K284812		1.7	0.47	0.35	0.10	<0.1	<0.005	0.03	0.6	1.2	12.65	218	0.14	<0.01	0.3	1.1
K284813		94.2	2.20	13.95	0.22	1.9	0.046	1.82	25.5	107.5	2.05	1190	7.37	0.06	8.3	53.1
K284814		116.0	2.23	13.45	0.22	2.0	0.096	2.51	27.4	102.5	1.96	558	10.40	0.15	9.5	55.1
K284815		90.9	1.66	9.32	0.17	1.5	0.047	1.41	21.7	55.8	2.14	652	6.69	0.14	6.3	35.2
K284816		216	1.91	11.50	0.17	1.6	0.063	1.11	23.9	78.7	2.28	942	9.47	0.14	7.7	41.6
K284817		96.3	1.78	10.65	0.17	1.7	0.043	1.23	22.5	50.4	2.38	1110	9.10	0.20	7.3	39.4
K284818		1805	5.89	12.00	0.34	1.3	22.8	1.39	22.2	32.1	2.06	2640	14.95	0.17	7.9	47.5
K284819		92.5	1.54	8.77	0.18	1.5	0.043	1.54	27.0	34.1	2.30	641	4.48	0.20	6.5	47.7
K284820		141.5	2.01	14.95	0.22	2.2	0.022	2.62	26.3	44.8	2.48	590	4.67	0.42	9.7	66.8
K284821		90.9	2.12	11.30	0.20	1.5	0.052	1.94	24.4	48.4	2.70	944	6.08	0.24	7.6	44.9
K284822		101.0	2.13	10.95	0.18	1.5	0.053	1.83	25.1	47.7	2.79	985	6.64	0.24	7.6	43.3
K284823		51.4	1.51	8.88	0.15	1.5	0.034	1.64	23.1	23.7	1.91	524	17.35	0.33	6.5	40.7
K284824		61.6	1.63	8.58	0.17	1.5	0.028	1.85	23.4	28.3	1.95	526	14.25	0.32	6.6	41.4
K284825		95.7	2.15	12.80	0.21	2.0	0.068	2.27	27.3	53.9	2.10	508	14.55	0.34	9.1	50.3
K284826		2.0	0.47	0.33	0.08	<0.1	0.006	0.04	0.7	1.3	12.80	211	0.14	0.01	0.4	1.3
K284827		132.0	2.13	10.70	0.19	1.5	0.053	2.03	23.2	52.6	2.51	911	5.75	0.30	7.3	41.2
K284828		58.8	1.32	5.77	0.11	1.2	0.029	1.56	18.8	34.4	1.84	684	5.94	0.13	4.8	22.6
K284829		121.5	1.65	7.34	0.15	1.3	0.099	1.65	20.2	38.9	2.13	801	4.20	0.17	6.0	30.5
K284830		133.0	2.17	9.90	0.19	1.8	0.146	1.96	25.7	36.1	2.61	683	3.06	0.25	8.6	33.9
K284831		97.3	1.89	9.84	0.17	1.7	0.097	2.30	25.9	33.3	2.37	805	2.99	0.38	8.2	32.1
K284832		1110	5.57	12.55	0.38	1.4	9.72	1.73	23.6	40.5	2.29	1970	13.35	0.21	8.5	49.0
K284833		204	1.85	12.70	0.13	1.5	0.120	2.02	21.2	38.0	1.63	445	10.00	0.11	6.9	37.7
K284834		101.0	1.61	8.56	0.12	1.2	0.040	1.70	18.9	25.8	1.75	603	1.24	0.09	5.7	31.9
K284835		99.8	1.67	10.45	0.14	1.6	0.066	2.00	22.3	26.0	2.09	564	2.73	0.27	7.5	44.1
K284836		144.0	1.73	8.55	0.25	1.6	0.540	1.66	22.5	27.0	2.08	711	2.02	0.21	6.9	26.6
K284837		97.4	1.84	9.99	0.16	1.8	0.053	1.87	25.0	26.6	2.71	817	2.66	0.26	8.1	37.4
K284838		130.5	2.02	11.45	0.16	1.7	0.065	1.61	24.8	30.3	2.28	781	3.27	0.27	8.1	45.0
K284839		115.5	2.03	10.25	0.17	1.8	0.087	1.44	26.1	33.3	2.54	1200	9.84	0.20	8.1	42.1
K284840		113.5	2.09	10.25	0.16	1.8	0.093	1.49	25.7	31.7	2.58	1200	10.15	0.20	8.2	42.6
K284841		101.0	1.79	10.00	0.16	1.8	0.043	2.18	23.1	31.0	1.76	733	5.02	0.28	9.0	33.9
K284842		75.0	1.70	7.72	0.13	1.6	0.040	0.65	23.8	45.6	2.34	1030	7.10	0.15	6.8	35.0
K284843		71.9	1.48	8.12	0.12	1.5	0.037	1.15	20.3	34.6	1.61	538	2.34	0.11	6.7	41.3

***** See Appendix Page for comments regarding this certificate *****

ALS Canada Ltd.
2103 Dollarton Hwy
North Vancouver BC V7H 0A7
Phone: 604 984 0221 Fax: 604 984 0218 www.alsglobal.com

To: **SILVER RANGE RESOURCES LTD.**
C/O ARCHER, CATHRO & ASSOCIATES (1981) LIMITED
1016-510 W HASTINGS ST
VANCOUVER BC V6B 1L8

Finalized Date: 3-AUG-2012
Account: RANSIL

Project: KEG (Main - Group 1)

CERTIFICATE OF ANALYSIS WH12166675

Sample Description	Method	ME-MS61	ME-MS61	ME-MS61	ME-MS61	ME-MS61	ME-MS61	ME-MS61	ME-MS61	ME-MS61	ME-MS61	ME-MS61	ME-MS61	ME-MS61	ME-MS61	ME-MS61
	Analyte	P	Pb	Rb	Re	S	Sb	Sc	Se	Sn	Sr	Ta	Te	Th	Ti	Tl
	Units	ppm	ppm	ppm	ppm	%	ppm	ppm	ppm	ppm	ppm	ppm	ppm	ppm	%	ppm
	LOR	10	0.5	0.1	0.002	0.01	0.05	0.1	1	0.2	0.2	0.05	0.05	0.2	0.005	0.02
K284808		960	672	92.5	0.007	0.22	5.73	7.9	11	113.0	211	0.54	0.09	5.3	0.225	0.94
K284809		1110	335	80.6	0.010	0.22	5.55	7.3	13	84.3	196.5	0.52	0.05	5.2	0.209	0.91
K284810		1080	252	64.7	0.011	0.30	15.40	6.0	10	127.5	101.0	0.41	<0.05	4.0	0.178	0.56
K284811		2230	41.1	217	0.003	0.15	25.5	5.5	5	>500	81.0	0.59	<0.05	4.7	0.215	1.42
K284812		170	1.7	2.0	<0.002	0.01	0.08	0.3	1	0.8	44.7	<0.05	<0.05	<0.2	<0.005	<0.02
K284813		1220	43.5	127.0	0.012	0.44	40.3	10.1	14	142.5	109.0	0.66	0.07	6.6	0.267	1.18
K284814		1750	96.2	149.0	0.020	0.75	13.40	10.4	17	37.0	167.5	0.77	0.06	7.3	0.307	1.57
K284815		1400	147.0	75.3	0.012	0.48	4.95	7.3	13	39.8	204	0.51	<0.05	5.3	0.211	0.78
K284816		1240	41.0	60.5	0.015	0.44	7.08	8.3	7	160.0	191.0	0.62	<0.05	6.1	0.256	0.59
K284817		1460	40.4	63.3	0.013	0.39	4.34	8.6	8	79.0	358	0.59	<0.05	6.0	0.238	0.63
K284818		830	1455	63.4	0.019	2.80	8.28	7.2	52	219	158.0	0.61	0.46	5.7	0.248	0.59
K284819		2030	61.0	73.7	0.010	0.38	4.59	7.8	10	49.3	249	0.53	<0.05	5.3	0.214	0.70
K284820		1440	33.3	139.0	0.014	0.63	6.71	13.7	19	53.2	358	0.77	0.06	8.0	0.326	1.57
K284821		1850	275	96.9	0.012	0.50	6.63	9.3	11	70.3	365	0.58	0.06	6.1	0.241	0.89
K284822		1910	174.5	92.6	0.010	0.50	5.78	9.0	9	73.7	395	0.59	<0.05	6.1	0.242	0.83
K284823		2650	70.3	79.7	0.016	0.32	6.59	6.7	7	35.8	322	0.53	<0.05	5.3	0.214	0.72
K284824		2180	143.5	91.3	0.013	0.41	7.02	7.1	8	33.5	331	0.53	<0.05	5.4	0.214	0.83
K284825		1410	289	116.5	0.020	0.75	6.69	10.1	16	46.0	318	0.73	0.08	7.1	0.290	1.20
K284826		180	3.1	2.4	<0.002	0.02	0.10	0.3	1	0.2	45.5	<0.05	<0.05	<0.2	<0.005	0.02
K284827		1150	797	101.0	0.010	0.53	5.65	8.6	20	86.5	272	0.58	0.06	6.1	0.239	1.02
K284828		830	613	70.0	0.002	0.02	6.90	5.1	3	56.3	189.0	0.40	0.05	4.0	0.161	0.70
K284829		790	818	77.0	0.009	0.23	3.51	6.5	11	57.6	286	0.49	0.09	4.9	0.199	0.80
K284830		760	612	87.6	0.010	0.65	3.30	8.5	17	43.3	241	0.71	0.06	7.2	0.281	0.88
K284831		780	580	100.5	0.008	0.52	2.87	8.4	13	68.5	298	0.65	<0.05	6.7	0.268	0.99
K284832		1220	2770	85.1	0.015	2.81	12.50	8.8	61	151.5	198.5	0.63	0.48	6.1	0.259	0.88
K284833		700	1035	96.3	0.002	0.04	14.15	9.1	5	68.4	243	0.53	0.09	5.7	0.220	0.94
K284834		780	133.0	79.1	0.003	0.06	12.90	7.0	5	30.2	228	0.45	<0.05	4.6	0.190	0.82
K284835		870	61.2	101.0	0.013	0.55	2.59	9.4	8	26.2	371	0.59	<0.05	6.0	0.242	1.04
K284836		770	2350	79.6	0.010	0.70	3.10	7.1	40	50.9	396	0.56	0.18	5.7	0.225	0.80
K284837		930	140.5	94.1	0.014	0.46	2.90	8.6	6	52.8	383	0.65	<0.05	6.6	0.256	0.90
K284838		970	330	81.1	0.014	0.72	5.05	9.9	11	43.9	346	0.63	<0.05	6.5	0.260	0.80
K284839		1550	297	70.9	0.020	0.43	5.45	9.2	8	83.7	332	0.62	<0.05	6.4	0.257	0.68
K284840		1570	308	71.7	0.022	0.45	5.31	9.2	9	84.8	346	0.62	<0.05	6.4	0.265	0.68
K284841		1120	170.0	110.5	0.009	0.39	3.13	8.9	8	41.3	267	0.69	<0.05	6.8	0.286	1.17
K284842		2050	58.9	37.6	0.013	0.36	4.94	6.9	6	72.5	226	0.53	<0.05	5.4	0.216	0.33
K284843		1500	61.0	56.0	0.002	0.03	5.28	7.5	2	39.8	159.5	0.52	<0.05	5.3	0.215	0.56

***** See Appendix Page for comments regarding this certificate *****

ALS Canada Ltd.
2103 Dollarton Hwy
North Vancouver BC V7H 0A7
Phone: 604 984 0221 Fax: 604 984 0218 www.alsglobal.com

To: **SILVER RANGE RESOURCES LTD.**
C/ O ARCHER, CATHRO & ASSOCIATES (1981) LIMITED
1016- 510 W HASTINGS ST
VANCOUVER BC V6B 1L8

Finalized Date: 3- AUG- 2012
Account: RANSIL

Project: KEG (Main - Group 1)

CERTIFICATE OF ANALYSIS WH12166675

Sample Description	Method	ME- MS61	ME- MS61	ME- MS61	ME- MS61	ME- MS61	ME- MS61	Zn- OG62
	Analyte	U	V	W	Y	Zn	Zr	Zn
	Units	ppm	ppm	ppm	ppm	ppm	ppm	%
	LOR	0.1	1	0.1	0.1	2	0.5	0.001
K284808		2.6	83	1.1	21.7	1560	49.4	
K284809		3.2	113	1.5	20.8	1020	46.3	
K284810		3.0	90	2.1	20.8	729	41.5	
K284811		2.4	111	4.4	26.9	345	75.9	
K284812		0.5	3	0.1	0.8	18	0.6	
K284813		3.2	139	2.3	27.4	166	67.8	
K284814		4.2	156	2.5	28.1	397	71.3	
K284815		3.0	125	1.2	22.4	198	54.5	
K284816		3.7	180	1.9	24.4	301	56.4	
K284817		3.3	189	1.2	23.7	165	56.5	
K284818		3.2	104	5.2	21.8	>10000	40.9	1.530
K284819		3.0	92	1.0	29.5	130	52.9	
K284820		3.8	142	1.5	28.7	88	77.1	
K284821		3.6	131	1.1	27.1	288	55.9	
K284822		3.4	135	1.1	27.4	232	54.1	
K284823		5.0	201	1.1	26.1	232	54.2	
K284824		4.4	170	1.0	25.8	208	53.0	
K284825		4.1	210	1.3	28.4	421	70.3	
K284826		0.5	4	0.1	0.9	23	0.5	
K284827		3.1	117	1.2	23.5	241	54.0	
K284828		2.0	64	1.3	18.5	354	40.4	
K284829		2.2	73	0.8	20.2	371	47.1	
K284830		2.8	87	1.1	25.4	674	62.0	
K284831		2.7	88	1.0	25.2	478	59.8	
K284832		3.5	127	3.3	26.0	8930	53.8	
K284833		2.7	82	1.7	21.6	909	52.9	
K284834		2.5	60	1.1	18.8	281	46.1	
K284835		3.4	74	1.0	22.6	227	60.2	
K284836		3.3	50	0.8	22.2	2040	56.8	
K284837		3.5	74	1.0	24.6	137	62.6	
K284838		3.6	87	1.1	24.7	299	63.2	
K284839		3.9	133	1.2	29.4	506	65.9	
K284840		3.9	138	1.2	29.5	572	67.6	
K284841		2.7	97	1.1	25.9	239	66.3	
K284842		3.3	106	1.0	27.2	169	57.7	
K284843		2.8	127	1.3	22.9	357	57.0	

***** See Appendix Page for comments regarding this certificate *****

ALS Canada Ltd.
2103 Dollarton Hwy
North Vancouver BC V7H 0A7
Phone: 604 984 0221 Fax: 604 984 0218 www.alsglobal.com

To: **SILVER RANGE RESOURCES LTD.**
C/O ARCHER, CATHRO & ASSOCIATES (1981) LIMITED
1016- 510 W HASTINGS ST
VANCOUVER BC V6B 1L8

Finalized Date: 3- AUG- 2012
Account: RANSIL

Project: KEG (Main - Group 1)

CERTIFICATE OF ANALYSIS WH12166675

Method	CERTIFICATE COMMENTS
ME- MS61	Interference: Ca> 10% on ICP- MS As, ICP- AES results shown.
ME- MS61	REE's may not be totally soluble in this method.

ALS Canada Ltd.
2103 Dollarton Hwy
North Vancouver BC V7H 0A7
Phone: 604 984 0221 Fax: 604 984 0218 www.alsglobal.com

To: **SILVER RANGE RESOURCES LTD.**
C/O ARCHER, CATHRO & ASSOCIATES (1981) LIMITED
1016-510 W HASTINGS ST
VANCOUVER BC V6B 1L8

Finalized Date: 6-AUG-2012
Account: RANSIL

CERTIFICATE WH12166676

Project: HAMMER-KEG

P.O. No.: BATCH 15

This report is for 36 Drill Core samples submitted to our lab in Whitehorse, YT, Canada on 17-JUL-2012.

The following have access to data associated with this certificate:

MATT DUMALA	JOAN MARIACHER	

SAMPLE PREPARATION

ALS CODE	DESCRIPTION
WEI-21	Received Sample Weight
LOG-22	Sample login - Rcd w/o BarCode
CRU-31	Fine crushing - 70%<2mm
CRU-QC	Crushing QC Test
SPL-21	Split sample - riffle splitter
PUL-QC	Pulverizing QC Test
PUL-31	Pulverize split to 85%<75 um
LOG-22d	Sample login - Rcd w/o BarCode dup
SPL-21d	Split sample - duplicate
PUL-31d	Pulverize Split - duplicate
LOG-23	Pulp Login - Rcvd with Barcode

ANALYTICAL PROCEDURES

ALS CODE	DESCRIPTION	INSTRUMENT
Au-AA24	Au 50g FA AA finish	AAS
Au-GRA22	Au 50 g FA-GRAV finish	WST-SIM
ME-OG62	Ore Grade Elements - Four Acid	ICP-AES
Sn-XRF05	Sn-Trace Level XRF Analysis	XRF
ME-MS61	48 element four acid ICP-MS	
Ag-OG62	Ore Grade Ag - Four Acid	VARIABLE
Pb-OG62	Ore Grade Pb - Four Acid	VARIABLE
Zn-OG62	Ore Grade Zn - Four Acid	VARIABLE
Ag-GRA21	Ag 30g FA-GRAV finish	WST-SIM

To: **SILVER RANGE RESOURCES LTD.**
ATTN: JOAN MARIACHER
C/O ARCHER, CATHRO & ASSOCIATES (1981) LIMITED
1016-510 W HASTINGS ST
VANCOUVER BC V6B 1L8

This is the Final Report and supersedes any preliminary report with this certificate number. Results apply to samples as submitted. All pages of this report have been checked and approved for release.

***** See Appendix Page for comments regarding this certificate *****

Signature: 

Colin Ramshaw, Vancouver Laboratory Manager

Comments: Gold assay result for sample L840009 is obtained from fire assay gravimetric method due to high Ag content in the sample that might have caused incomplete Au dissolution in aqua regia solution.

ALS Canada Ltd.
2103 Dollarton Hwy
North Vancouver BC V7H 0A7
Phone: 604 984 0221 Fax: 604 984 0218 www.alsglobal.com

To: **SILVER RANGE RESOURCES LTD.**
C/O ARCHER, CATHRO & ASSOCIATES (1981) LIMITED
1016-510 W HASTINGS ST
VANCOUVER BC V6B 1L8

Finalized Date: 6-AUG-2012
Account: RANSIL

Project: HAMMER-KEG

CERTIFICATE OF ANALYSIS WH12166676

Sample Description	Method	WEI-21	Au-AA24	Au-GRA22	Sn-XRF05	ME-MS61	ME-MS61	ME-MS61	ME-MS61	ME-MS61	ME-MS61	ME-MS61	ME-MS61	ME-MS61	ME-MS61	ME-MS61
	Analyte	Recvd Wt.	Au	Au	Sn	Ag	Al	As	Ba	Be	Bi	Ca	Cd	Ce	Co	Cr
	Units	kg	ppm	ppm	ppm	ppm	%	ppm	ppm	ppm	ppm	%	ppm	ppm	ppm	ppm
	LOR	0.02	0.005	0.05	5	0.01	0.01	0.2	10	0.05	0.01	0.01	0.02	0.01	0.1	1
L840005		2.44	<0.005		10	0.40	7.75	96.6	550	4.59	0.35	0.22	0.09	75.0	4.2	14
L840006		3.68	<0.005		11	0.11	7.49	1.6	590	5.13	0.43	0.79	0.08	68.2	3.9	14
L840007		2.71	<0.005		6	0.03	7.55	1.5	550	5.09	0.38	1.14	0.06	72.8	2.7	13
L840008		7.76	<0.005		7	0.09	7.46	2.4	510	4.66	0.53	1.19	0.03	67.4	2.5	13
L840009		0.06		7.28	659	>100	0.25	>10000	140	0.07	0.12	0.01	251	4.34	0.5	13
L840010		2.51	<0.005		5	0.32	7.36	48.1	560	5.16	0.49	0.22	0.11	74.2	3.5	13
L840011		1.08	0.020		9	41.8	5.52	407	300	3.76	1.17	0.15	9.25	59.8	3.6	12
L840012		5.06	<0.005		11	0.46	7.62	5.6	560	4.60	0.45	0.88	0.10	68.5	3.0	12
L840013		1.92	0.007		10	0.93	7.26	91.0	550	4.32	0.43	0.23	0.34	58.7	2.9	9
L840014		2.04	<0.005		9	0.27	7.58	5.1	540	6.47	0.52	1.03	0.05	65.3	2.2	9
L840015		3.77	<0.005		<5	0.07	0.11	<5	20	0.08	0.05	22.0	0.05	1.47	2.4	3
L840016		3.97	<0.005		8	0.06	7.60	0.7	560	5.42	0.41	1.28	0.03	60.9	2.8	9
L840017		4.03	<0.005		<5	0.22	7.67	11.3	550	3.99	0.46	0.40	0.02	66.6	2.9	9
L840018		2.22	<0.005		8	0.38	7.28	49.5	490	4.12	0.56	0.52	0.06	63.1	2.2	8
L840019		2.72	<0.005		8	0.10	7.41	1.5	530	4.09	0.48	0.77	0.05	60.1	2.2	8
L840020		1.58	<0.005		<5	0.07	7.47	1.4	540	4.08	0.43	0.72	0.04	62.4	2.7	10
L840021		1.49	0.065		<5	1.45	7.81	1135	330	6.06	0.15	0.53	0.08	55.1	17.4	80
L840022		1.61	<0.005		<5	0.22	8.40	35.3	330	7.01	0.42	0.62	0.06	65.9	17.9	62
L840023		3.03	<0.005		<5	0.01	0.09	<5	10	0.07	0.02	21.3	0.06	1.31	1.4	1
L840024		5.77	<0.005		<5	0.15	7.64	2.9	580	5.11	0.63	1.36	0.04	73.1	3.1	12
L840025		6.91	<0.005		9	0.11	7.65	0.5	590	3.81	0.47	2.34	0.05	64.8	7.6	34
L840026		6.36	<0.005		8	0.09	7.64	0.7	580	4.49	0.44	1.10	0.04	77.4	2.8	16
L840027		1.01	<0.005		11	1.21	7.02	162.5	380	4.27	0.37	0.18	0.49	69.9	2.7	14
L840028		1.21	<0.005		10	0.24	7.67	38.1	580	5.05	0.57	0.32	0.75	76.1	2.8	14
L840029		7.07	<0.005		12	0.06	7.64	0.7	560	5.11	0.37	1.18	0.07	73.4	2.7	15
L840030		5.41	<0.005		7	0.04	7.24	0.7	510	5.76	0.24	1.28	0.03	60.4	2.3	13
L840031		0.25	0.089		26	64.0	5.12	2640	590	0.73	3.90	7.05	124.0	26.2	13.0	44
L840032		6.77	<0.005		6	0.05	8.06	0.8	410	6.18	0.14	1.38	0.09	71.6	2.9	14
L840033		7.26	<0.005		9	0.02	7.62	0.2	580	5.18	0.42	1.26	0.05	75.0	2.9	16
L840034		7.05	<0.005		10	0.16	7.47	1.4	510	5.08	0.48	1.24	0.06	71.8	3.0	14
L840035		<0.02	<0.005		8	0.15	7.54	1.5	530	5.12	0.59	1.24	0.05	71.1	2.9	16
L840036		6.76	<0.005		12	0.13	7.48	0.7	530	5.00	0.55	1.16	0.06	73.4	3.1	16
L840037		7.16	<0.005		6	0.27	7.36	8.8	530	4.45	0.44	1.05	0.12	71.6	3.0	14
L840038		7.09	<0.005		6	0.06	7.21	0.5	580	4.54	0.41	1.21	0.03	68.1	2.7	14
L840039		3.70	<0.005		7	0.03	7.51	0.5	600	4.61	0.46	1.24	0.03	74.4	2.9	17
L840040		1.86	<0.005		15	0.60	7.55	88.8	420	4.33	0.60	1.07	0.24	81.8	2.8	14

Comments: Gold assay result for sample L840009 is obtained from fire assay gravimetric method due to high Ag content in the sample that might have caused incomplete Au dissolution in aqua regia solution.

***** See Appendix Page for comments regarding this certificate *****

ALS Canada Ltd.
2103 Dollarton Hwy
North Vancouver BC V7H 0A7
Phone: 604 984 0221 Fax: 604 984 0218 www.alsglobal.com

To: **SILVER RANGE RESOURCES LTD.**
C/O ARCHER, CATHRO & ASSOCIATES (1981) LIMITED
1016-510 W HASTINGS ST
VANCOUVER BC V6B 1L8

Finalized Date: 6-AUG-2012
Account: RANSIL

Project: HAMMER-KEG

CERTIFICATE OF ANALYSIS WH12166676

Sample Description	Method	ME-MS61	ME-MS61	ME-MS61	ME-MS61	ME-MS61	ME-MS61	ME-MS61	ME-MS61	ME-MS61	ME-MS61	ME-MS61	ME-MS61	ME-MS61	ME-MS61	ME-MS61
	Analyte	Cs	Cu	Fe	Ga	Ge	Hf	In	K	La	Li	Mg	Mn	Mo	Na	Nb
	Units	ppm	ppm	%	ppm	ppm	ppm	ppm	%	ppm	ppm	%	ppm	ppm	%	ppm
	LOR	0.05	0.2	0.01	0.05	0.05	0.1	0.005	0.01	0.5	0.2	0.01	5	0.05	0.01	0.1
L840005		23.8	11.7	1.36	27.9	0.17	1.8	0.040	4.10	37.4	162.0	0.29	629	0.58	0.14	13.2
L840006		16.30	7.0	1.60	26.6	0.19	2.0	0.040	3.81	35.8	78.0	0.36	345	0.31	1.06	12.6
L840007		10.45	2.0	1.42	25.1	0.20	2.0	0.034	3.62	38.1	74.4	0.36	257	0.35	1.92	10.5
L840008		12.45	4.1	1.41	25.6	0.19	1.9	0.037	3.67	36.1	67.7	0.33	371	0.25	1.65	12.1
L840009		0.34	3620	12.30	2.09	0.22	0.1	0.094	0.10	2.7	7.5	0.01	41	1.22	0.01	0.5
L840010		24.9	2.9	1.24	24.8	0.16	1.9	0.032	4.21	37.8	251	0.26	1800	0.27	0.13	11.3
L840011		21.7	25.6	2.03	20.6	0.17	1.3	0.062	2.93	32.2	127.5	0.18	6940	1.21	0.07	8.5
L840012		13.45	2.2	1.42	25.6	0.18	1.9	0.037	3.95	35.4	70.1	0.32	670	0.35	1.38	11.1
L840013		18.00	4.8	1.06	23.3	0.18	1.7	0.030	4.32	31.5	182.0	0.20	1060	0.35	0.14	9.7
L840014		15.40	1.3	1.32	23.5	0.14	2.0	0.037	4.19	35.0	85.3	0.31	619	0.26	1.34	10.9
L840015		0.25	4.4	0.49	0.40	0.08	<0.1	0.005	0.04	0.7	1.8	13.05	219	0.14	0.01	0.3
L840016		10.25	2.0	1.25	24.1	0.21	1.9	0.031	3.93	32.0	63.0	0.32	295	0.30	1.81	10.0
L840017		17.15	2.6	1.20	23.8	0.21	1.9	0.034	4.07	35.5	208	0.29	504	0.32	0.14	10.9
L840018		17.80	1.4	1.15	22.1	0.18	1.9	0.031	4.01	33.9	339	0.26	630	0.28	0.11	11.0
L840019		8.77	1.6	1.30	22.0	0.18	1.9	0.029	3.84	32.4	64.7	0.27	425	0.22	1.18	10.3
L840020		8.66	1.6	1.25	22.0	0.19	1.9	0.033	3.91	34.2	68.7	0.27	435	0.24	1.12	10.5
L840021		22.8	15.4	2.38	17.60	0.16	3.3	0.056	2.04	28.7	750	0.39	1060	0.83	0.03	13.5
L840022		21.9	13.0	3.10	21.2	0.19	2.9	0.059	2.53	33.9	710	0.43	2160	0.72	0.06	13.3
L840023		0.24	2.4	0.48	0.31	0.07	<0.1	<0.005	0.03	0.6	4.7	12.70	219	0.08	<0.01	0.3
L840024		20.3	1.7	1.46	25.3	0.18	2.2	0.042	3.77	36.3	210	0.34	635	0.27	0.95	10.9
L840025		11.80	7.1	2.56	21.4	0.21	2.4	0.043	2.61	33.3	64.8	1.00	488	0.49	2.31	11.6
L840026		11.05	4.8	1.57	23.4	0.18	1.7	0.036	3.68	40.0	63.0	0.42	605	0.28	1.71	11.1
L840027		18.45	8.4	1.55	22.5	0.18	1.4	0.035	3.72	36.6	82.6	0.21	2430	0.32	0.10	10.0
L840028		18.80	4.8	1.58	23.2	0.19	1.6	0.032	3.90	39.3	226	0.26	1580	0.27	0.85	11.6
L840029		10.10	2.1	1.49	24.0	0.18	1.6	0.034	3.55	37.8	46.8	0.41	400	0.24	1.95	12.0
L840030		10.00	0.9	1.36	21.0	0.17	1.7	0.029	3.31	31.1	47.4	0.35	306	0.31	2.01	11.1
L840031		2.63	1010	3.83	10.55	0.15	1.3	0.078	1.35	14.1	15.9	0.70	2820	5.22	1.29	4.4
L840032		9.05	1.3	1.63	24.1	0.17	1.6	0.022	2.36	37.5	57.3	0.41	387	0.76	3.42	11.4
L840033		8.95	3.3	1.53	22.6	0.18	1.7	0.034	3.30	38.8	54.8	0.42	273	0.30	2.27	11.5
L840034		16.00	6.9	1.58	23.3	0.19	1.7	0.037	3.77	37.2	51.3	0.36	1320	0.44	1.28	10.7
L840035		16.45	7.1	1.61	24.2	0.19	1.7	0.036	3.81	35.8	50.0	0.37	1270	0.32	1.34	11.3
L840036		11.05	5.5	1.51	24.2	0.18	1.6	0.037	3.76	37.6	40.5	0.37	406	0.33	1.87	11.1
L840037		18.95	4.4	1.63	22.7	0.19	1.6	0.036	4.08	37.4	60.0	0.36	1790	0.42	0.58	10.9
L840038		10.60	3.7	1.54	22.6	0.18	1.7	0.037	3.64	35.4	41.9	0.41	291	0.30	1.90	11.5
L840039		10.00	5.5	1.53	23.1	0.19	1.7	0.035	3.59	38.5	40.9	0.41	279	0.34	1.90	10.6
L840040		22.6	5.8	1.84	24.3	0.19	1.7	0.039	3.97	43.0	120.0	0.39	6240	0.31	0.11	11.3

Comments: Gold assay result for sample L840009 is obtained from fire assay gravimetric method due to high Ag content in the sample that might have caused incomplete Au dissolution in aqua regia solution.

***** See Appendix Page for comments regarding this certificate *****

ALS Canada Ltd.
2103 Dollarton Hwy
North Vancouver BC V7H 0A7
Phone: 604 984 0221 Fax: 604 984 0218 www.alsglobal.com

To: **SILVER RANGE RESOURCES LTD.**
C/O ARCHER, CATHRO & ASSOCIATES (1981) LIMITED
1016-510 W HASTINGS ST
VANCOUVER BC V6B 1L8

Finalized Date: 6-AUG-2012
Account: RANSIL

Project: HAMMER-KEG

CERTIFICATE OF ANALYSIS WH12166676

Sample Description	Method	ME-MS61	ME-MS61	ME-MS61	ME-MS61	ME-MS61	ME-MS61	ME-MS61	ME-MS61	ME-MS61	ME-MS61	ME-MS61	ME-MS61	ME-MS61	ME-MS61	ME-MS61
	Analyte	Ni	P	Pb	Rb	Re	S	Sb	Sc	Se	Sn	Sr	Ta	Te	Th	Ti
	Units	ppm	ppm	ppm	ppm	ppm	%	ppm	ppm	ppm	ppm	ppm	ppm	ppm	ppm	%
	LOR	0.2	10	0.5	0.1	0.002	0.01	0.05	0.1	1	0.2	0.2	0.05	0.05	0.2	0.005
L840005		4.0	520	66.6	333	<0.002	0.07	5.24	5.6	1	11.9	81.3	1.37	<0.05	20.5	0.204
L840006		4.1	500	51.0	250	<0.002	0.03	2.25	5.2	1	8.7	137.5	1.22	<0.05	20.9	0.202
L840007		3.2	440	48.8	237	<0.002	<0.01	0.37	4.9	1	5.9	181.5	0.89	<0.05	21.5	0.185
L840008		2.6	520	46.2	226	<0.002	0.01	0.39	5.2	1	6.3	171.0	1.05	<0.05	19.8	0.183
L840009		3.1	50	>10000	8.8	0.003	>10.0	3430	0.6	5	144.0	7.7	<0.05	<0.05	0.6	0.009
L840010		3.7	450	48.5	346	<0.002	0.22	3.76	5.1	1	6.5	75.5	0.94	<0.05	18.4	0.188
L840011		3.6	270	362	260	<0.002	1.46	40.4	3.5	1	9.2	42.5	0.68	<0.05	15.5	0.139
L840012		2.7	570	59.9	263	<0.002	0.02	1.38	4.8	1	6.4	157.5	1.01	<0.05	20.1	0.174
L840013		2.6	550	81.1	308	<0.002	0.25	5.85	3.8	1	8.8	87.2	0.94	<0.05	17.5	0.146
L840014		2.2	580	56.1	294	<0.002	0.12	1.69	4.4	1	6.4	170.0	1.07	<0.05	18.3	0.162
L840015		2.4	250	3.0	2.8	<0.002	0.02	0.10	0.4	1	<0.2	44.4	<0.05	<0.05	0.2	<0.005
L840016		2.6	550	50.2	241	<0.002	0.01	0.45	4.0	1	6.5	183.0	1.00	<0.05	17.6	0.156
L840017		2.7	580	51.8	277	<0.002	0.09	2.44	4.0	1	6.5	82.6	1.03	<0.05	19.3	0.163
L840018		2.2	530	54.2	313	<0.002	0.14	3.76	3.7	1	6.7	74.5	1.01	<0.05	18.7	0.156
L840019		2.3	550	49.9	254	<0.002	0.02	1.10	3.7	1	6.0	128.0	0.96	<0.05	18.2	0.153
L840020		2.8	560	50.2	260	<0.002	0.02	1.12	4.0	1	6.2	124.0	0.98	<0.05	19.2	0.168
L840021		19.5	1320	14.4	222	<0.002	0.68	30.1	17.8	2	1.5	31.2	0.90	<0.05	7.6	0.552
L840022		22.5	1100	22.2	228	<0.002	0.19	3.66	17.1	1	3.1	41.8	0.93	<0.05	12.4	0.486
L840023		2.0	180	1.3	2.1	<0.002	0.02	0.07	0.3	1	<0.2	40.2	<0.05	<0.05	<0.2	<0.005
L840024		3.1	550	51.2	232	<0.002	0.06	1.49	4.8	1	6.4	137.0	0.98	<0.05	20.8	0.191
L840025		9.2	810	32.3	153.5	<0.002	0.03	0.21	9.4	1	4.5	240	0.95	<0.05	15.5	0.307
L840026		3.4	510	47.0	229	<0.002	0.05	0.66	4.7	1	5.6	178.0	1.04	<0.05	21.4	0.196
L840027		2.9	480	119.5	308	<0.002	0.23	9.97	4.6	1	12.8	58.5	0.91	<0.05	19.6	0.178
L840028		3.1	490	49.9	259	<0.002	0.10	2.57	4.8	1	6.2	116.5	1.09	<0.05	21.5	0.194
L840029		3.1	490	46.4	214	<0.002	0.01	0.22	4.8	1	7.8	195.0	1.14	<0.05	20.9	0.196
L840030		2.6	530	42.7	186.0	<0.002	<0.01	0.11	4.1	1	7.1	206	1.12	<0.05	18.8	0.179
L840031		27.2	670	>10000	59.7	0.002	2.82	52.2	7.8	4	2.5	441	0.32	0.15	4.3	0.203
L840032		3.3	500	36.2	148.0	<0.002	0.01	0.14	4.7	1	7.6	269	1.01	<0.05	19.9	0.199
L840033		3.3	510	45.3	189.0	<0.002	<0.01	0.08	4.7	1	5.9	229	1.02	<0.05	20.9	0.202
L840034		3.7	470	43.2	265	<0.002	0.06	0.64	4.6	1	6.8	143.0	0.90	<0.05	20.8	0.192
L840035		3.6	480	44.0	268	<0.002	0.06	0.61	4.8	1	6.8	149.5	0.93	<0.05	20.3	0.191
L840036		4.0	580	43.4	248	<0.002	0.01	0.40	4.7	1	6.3	157.0	1.05	<0.05	22.1	0.195
L840037		3.5	450	50.9	307	<0.002	0.23	2.37	4.4	1	6.9	115.5	0.96	<0.05	20.3	0.185
L840038		3.1	480	43.4	226	<0.002	0.01	0.17	4.4	1	5.4	181.5	1.04	<0.05	19.6	0.200
L840039		3.2	480	46.0	224	<0.002	0.01	0.19	4.7	1	5.3	190.5	0.93	<0.05	21.9	0.200
L840040		3.5	470	103.0	336	<0.002	0.25	3.58	5.0	1	15.3	70.2	0.89	<0.05	23.6	0.214

Comments: Gold assay result for sample L840009 is obtained from fire assay gravimetric method due to high Ag content in the sample that might have caused incomplete Au dissolution in aqua regia solution.

***** See Appendix Page for comments regarding this certificate *****

ALS Canada Ltd.
2103 Dollarton Hwy
North Vancouver BC V7H 0A7
Phone: 604 984 0221 Fax: 604 984 0218 www.alsglobal.com

To: **SILVER RANGE RESOURCES LTD.**
C/O ARCHER, CATHRO & ASSOCIATES (1981) LIMITED
1016- 510 W HASTINGS ST
VANCOUVER BC V6B 1L8

Finalized Date: 6- AUG- 2012
Account: RANSIL

Project: HAMMER- KEG

CERTIFICATE OF ANALYSIS WH12166676

Sample Description	Method	ME- MS61	ME- MS61	ME- MS61	ME- MS61	ME- MS61	ME- MS61	ME- MS61	Ag- OG62	Pb- OG62	Zn- OG62	Ag- GRA21
	Analyte	Tl	U	V	W	Y	Zn	Zr	Ag	Pb	Zn	Ag
	Units	ppm	ppm	ppm	ppm	ppm	ppm	ppm	ppm	%	%	ppm
	LOR	0.02	0.1	1	0.1	0.1	2	0.5	1	0.001	0.001	5
L840005		2.42	10.0	25	2.7	8.3	103	66.0				
L840006		1.67	16.4	24	2.0	8.4	78	75.2				
L840007		1.49	7.3	22	1.0	8.3	52	69.9				
L840008		1.52	13.9	21	1.5	8.9	58	66.0				
L840009		0.12	0.6	6	171.0	0.7	>10000	3.8	>1500	10.85	2.68	3260
L840010		2.12	7.9	21	5.3	8.2	151	65.9				
L840011		2.94	9.9	17	1.7	5.5	3960	49.1				
L840012		1.80	6.9	20	1.8	9.2	149	65.1				
L840013		2.78	8.9	16	2.6	7.7	516	62.6				
L840014		2.29	7.6	18	1.8	9.3	103	68.0				
L840015		0.02	0.7	3	0.2	1.0	15	0.5				
L840016		1.49	13.8	17	1.5	8.4	44	67.2				
L840017		1.71	7.3	17	4.2	9.3	47	66.5				
L840018		1.99	10.3	16	2.9	9.0	44	64.5				
L840019		1.60	10.4	16	2.6	8.8	41	65.0				
L840020		1.63	10.7	20	2.6	9.2	43	64.8				
L840021		1.47	4.4	129	11.9	20.9	74	123.5				
L840022		1.36	11.1	110	6.7	18.9	98	108.0				
L840023		<0.02	0.7	2	0.2	0.8	13	1.1				
L840024		1.59	7.1	23	4.0	9.1	55	71.8				
L840025		1.08	8.1	58	1.1	12.9	55	87.1				
L840026		1.75	6.6	24	1.1	8.3	72	63.1				
L840027		3.56	7.2	22	3.0	8.0	599	50.5				
L840028		2.24	12.7	23	3.2	9.2	461	61.3				
L840029		1.48	8.9	24	1.5	8.9	70	61.0				
L840030		1.27	8.0	19	1.3	9.0	44	61.3				
L840031		0.70	2.1	63	9.5	11.5	>10000	41.3		2.00	2.10	
L840032		1.02	8.5	23	1.4	8.9	71	58.7				
L840033		1.17	8.9	24	1.1	8.4	57	65.5				
L840034		2.41	7.9	24	1.1	8.7	77	61.9				
L840035		2.45	8.6	24	1.1	8.8	80	63.8				
L840036		1.83	8.0	24	1.3	9.1	55	61.4				
L840037		3.15	7.1	22	1.3	8.2	226	60.6				
L840038		1.65	8.1	25	1.0	7.7	53	63.2				
L840039		1.60	7.6	24	1.0	7.9	57	61.7				
L840040		3.52	7.9	26	2.7	8.8	215	63.9				

Comments: Gold assay result for sample L840009 is obtained from fire assay gravimetric method due to high Ag content in the sample that might have caused incomplete Au dissolution in aqua regia solution.

***** See Appendix Page for comments regarding this certificate *****

ALS Canada Ltd.
2103 Dollarton Hwy
North Vancouver BC V7H 0A7
Phone: 604 984 0221 Fax: 604 984 0218 www.alsglobal.com

To: **SILVER RANGE RESOURCES LTD.**
C/O ARCHER, CATHRO & ASSOCIATES (1981) LIMITED
1016-510 W HASTINGS ST
VANCOUVER BC V6B 1L8

Finalized Date: 6-AUG-2012
Account: RANSIL

Project: HAMMER-KEG

CERTIFICATE OF ANALYSIS WH12166676

Method	CERTIFICATE COMMENTS
ME-MS61	Interference: Ca>10% on ICP-MS As, ICP-AES results shown.
ME-MS61	REE's may not be totally soluble in this method.

ALS Canada Ltd.

2103 Dollarton Hwy
North Vancouver BC V7H 0A7
Phone: 604 984 0221 Fax: 604 984 0218 www.alsglobal.com

To: **SILVER RANGE RESOURCES LTD.**
C/O ARCHER, CATHRO & ASSOCIATES (1981) LIMITED
1016-510 W HASTINGS ST
VANCOUVER BC V6B 1L8

Finalized Date: 22-JUL-2012
Account: RANSIL

CERTIFICATE WH12167232

Project: Hammer-Keg

P.O. No.: Batch 17

This report is for 36 Drill Core samples submitted to our lab in Whitehorse, YT, Canada on 18-JUL-2012.

The following have access to data associated with this certificate:

MATT DUMALA	JOAN MARIACHER	

SAMPLE PREPARATION

ALS CODE	DESCRIPTION
WEI-21	Received Sample Weight
LOG-22	Sample login - Rcd w/o BarCode
CRU-31	Fine crushing - 70%<2mm
WSH-21	"Wash" crushers
SPL-21	Split sample - riffle splitter
WSH-22	"Wash" pulverizers
CRU-QC	Crushing QC Test
PUL-QC	Pulverizing QC Test
PUL-31	Pulverize split to 85%<75 um
LOG-22d	Sample login - Rcd w/o BarCode dup
SPL-21d	Split sample - duplicate
PUL-31d	Pulverize Split - duplicate
LOG-23	Pulp Login - Rcvd with Barcode

ANALYTICAL PROCEDURES

ALS CODE	DESCRIPTION	INSTRUMENT
Au-AA24	Au 50g FA AA finish	AAS
ME-OG62	Ore Grade Elements - Four Acid	ICP-AES
Sn-XRF05	Sn-Trace Level XRF Analysis	XRF
ME-MS61	48 element four acid ICP-MS	
Ag-OG62	Ore Grade Ag - Four Acid	VARIABLE
Pb-OG62	Ore Grade Pb - Four Acid	VARIABLE
Zn-OG62	Ore Grade Zn - Four Acid	VARIABLE
Ag-GRA21	Ag 30g FA-GRAV finish	WST-SIM

To: **SILVER RANGE RESOURCES LTD.**
ATTN: JOAN MARIACHER
C/O ARCHER, CATHRO & ASSOCIATES (1981) LIMITED
1016-510 W HASTINGS ST
VANCOUVER BC V6B 1L8

This is the Final Report and supersedes any preliminary report with this certificate number. Results apply to samples as submitted. All pages of this report have been checked and approved for release.

***** See Appendix Page for comments regarding this certificate *****

Signature: 

Colin Ramshaw, Vancouver Laboratory Manager

ALS Canada Ltd.
2103 Dollarton Hwy
North Vancouver BC V7H 0A7
Phone: 604 984 0221 Fax: 604 984 0218 www.alsglobal.com

To: **SILVER RANGE RESOURCES LTD.**
C/O ARCHER, CATHRO & ASSOCIATES (1981) LIMITED
1016-510 W HASTINGS ST
VANCOUVER BC V6B 1L8

Finalized Date: 22-JUL-2012
Account: RANSIL

Project: Hammer-Keg

CERTIFICATE OF ANALYSIS WH12167232

Sample Description	Method	WEI-21	Au-AA24	Sn-XRF05	ME-MS61	ME-MS61	ME-MS61	ME-MS61	ME-MS61	ME-MS61	ME-MS61	ME-MS61	ME-MS61	ME-MS61	ME-MS61	ME-MS61
	Analyte	Recvd Wt.	Au	Sn	Ag	Al	As	Ba	Be	Bi	Ca	Cd	Ce	Co	Cr	Cs
	Units	kg	ppm	ppm	ppm	%	ppm	ppm	ppm	ppm	%	ppm	ppm	ppm	ppm	ppm
	LOR	0.02	0.005	5	0.01	0.01	0.2	10	0.05	0.01	0.01	0.02	0.01	0.1	1	0.05
L840077		1.74	<0.005	12	0.12	7.62	3.4	630	4.09	0.47	0.54	0.10	88.0	4.6	11	10.40
L840078		7.35	<0.005	7	0.06	7.71	2.0	570	5.42	0.51	1.19	0.05	79.8	2.7	11	9.05
L840079		8.25	<0.005	9	0.14	7.34	4.0	450	5.11	0.62	1.06	0.07	66.4	2.7	13	8.87
L840080		5.13	<0.005	<5	0.03	0.11	<5	40	0.05	0.02	21.2	0.06	1.27	1.8	<1	0.17
L840081		7.00	<0.005	8	0.14	7.51	4.6	550	4.73	0.46	1.14	0.04	74.2	2.5	12	7.46
L840082		7.27	<0.005	<5	0.18	7.36	6.2	540	4.59	0.72	1.05	0.03	75.2	2.5	12	8.32
L840083		6.99	<0.005	7	0.07	7.48	2.6	530	4.96	0.38	1.05	0.03	75.4	2.7	11	7.55
L840084		2.52	<0.005	7	0.42	7.34	13.4	440	5.81	0.51	1.16	0.03	74.6	2.8	11	13.40
L840085		7.27	<0.005	7	0.04	6.81	0.8	500	6.26	0.44	1.11	0.04	70.2	2.4	12	8.74
L840086		0.23	0.097	25	61.0	4.94	2620	580	0.80	3.86	6.80	124.0	26.6	12.8	37	2.69
L840087		7.31	<0.005	<5	0.10	6.44	0.6	490	5.25	0.70	1.02	<0.02	73.3	2.5	16	7.20
L840088		4.74	<0.005	10	0.20	7.58	5.7	600	5.08	0.35	1.28	0.07	84.1	3.0	13	12.40
L840089		4.63	<0.005	8	0.55	7.82	16.0	470	5.64	0.63	1.60	0.09	92.0	4.0	13	23.5
L840090		3.74	<0.005	9	0.59	7.72	2.1	490	5.28	1.00	2.97	0.06	68.8	3.4	10	20.8
L840091		1.59	<0.005	11	0.51	7.94	1.6	470	5.12	0.84	2.60	0.07	75.2	2.9	12	21.7
L840092		3.17	<0.005	5	0.04	7.86	1.9	590	5.29	0.55	1.24	0.05	86.1	3.0	12	10.45
L840093		1.20	<0.005	11	0.37	7.68	35.9	520	5.71	2.83	1.06	0.40	83.0	3.7	12	7.98
L840094		4.40	<0.005	9	0.06	7.67	3.8	580	5.49	0.55	1.23	0.05	88.7	2.1	9	10.95
L840095		4.87	<0.005	11	0.10	7.63	0.7	570	6.36	0.49	1.32	0.04	86.8	1.9	8	15.30
L840096		7.05	<0.005	9	0.06	7.66	0.7	570	6.71	0.65	1.20	0.03	87.4	2.1	9	12.00
L840097		6.84	<0.005	7	0.35	7.65	4.4	560	6.27	0.62	1.24	0.06	78.3	2.1	9	15.30
L840098		1.82	<0.005	9	0.29	7.87	8.2	590	6.20	0.83	1.44	0.07	85.4	2.1	8	19.15
L840099		3.16	<0.005	9	1.78	7.60	6.1	380	5.64	3.07	0.41	0.15	85.5	2.2	12	24.2
L840100		2.43	<0.005	14	0.90	7.21	12.8	190	5.59	0.67	0.33	0.33	76.2	3.2	7	20.5
L840101		2.26	<0.005	<5	0.02	0.10	<5	10	0.08	0.02	21.0	0.06	1.27	1.7	<1	0.22
L840102		3.46	<0.005	20	0.68	7.40	32.2	180	5.15	0.61	0.36	0.71	85.3	1.3	8	21.4
L840103		2.72	0.373	141	>100	2.10	>10000	40	1.59	0.38	0.15	213	27.3	4.7	6	5.49
L840104		<0.02	0.444	151	>100	1.87	>10000	40	1.36	0.33	0.11	231	26.5	5.2	6	5.01
L840105		1.80	<0.005	18	2.26	5.86	109.5	120	4.08	0.41	0.37	1.55	65.9	1.6	7	18.65
L840106		2.82	0.016	18	2.53	5.40	356	120	4.08	0.45	0.37	1.79	61.2	1.6	7	19.05
L840107		3.44	0.010	11	2.52	6.08	179.5	110	4.64	0.68	0.55	1.28	69.6	3.0	7	25.9
L840108		0.03	6.44	659	>100	0.27	>10000	170	0.11	0.15	0.01	262	3.68	0.5	11	0.37
L840109		6.60	<0.005	8	0.58	6.72	17.6	430	5.08	0.79	0.47	0.06	75.9	2.4	9	18.65
L840110		7.42	<0.005	7	0.31	6.56	7.3	500	5.51	0.61	1.20	0.04	70.2	2.0	9	20.4
L840111		6.51	<0.005	10	0.18	6.81	3.8	410	5.34	0.80	0.99	0.03	76.7	2.3	10	21.5
L840112		4.44	<0.005	7	0.34	7.77	9.0	390	4.57	0.91	1.45	0.31	56.4	1.5	7	29.8

***** See Appendix Page for comments regarding this certificate *****

ALS Canada Ltd.
2103 Dollarton Hwy
North Vancouver BC V7H 0A7
Phone: 604 984 0221 Fax: 604 984 0218 www.alsglobal.com

To: **SILVER RANGE RESOURCES LTD.**
C/O ARCHER, CATHRO & ASSOCIATES (1981) LIMITED
1016-510 W HASTINGS ST
VANCOUVER BC V6B 1L8

Finalized Date: 22-JUL-2012
Account: RANSIL

Project: Hammer-Keg

CERTIFICATE OF ANALYSIS WH12167232

Sample Description	Method	ME-MS61	ME-MS61	ME-MS61	ME-MS61	ME-MS61	ME-MS61	ME-MS61	ME-MS61	ME-MS61	ME-MS61	ME-MS61	ME-MS61	ME-MS61	ME-MS61	ME-MS61
	Analyte	Cu	Fe	Ga	Ge	Hf	In	K	La	Li	Mg	Mn	Mo	Na	Nb	Ni
	Units	ppm	%	ppm	ppm	ppm	ppm	%	ppm	ppm	%	ppm	ppm	%	ppm	ppm
	LOR	0.2	0.01	0.05	0.05	0.1	0.005	0.01	0.5	0.2	0.01	5	0.05	0.01	0.1	0.2
L840077		10.0	1.15	28.6	0.17	2.1	0.038	3.83	43.3	56.7	0.34	267	0.39	0.80	11.3	4.2
L840078		3.7	1.44	26.6	0.17	2.0	0.039	3.71	38.7	52.8	0.40	258	0.31	2.19	12.2	2.9
L840079		5.0	1.43	25.4	0.16	1.5	0.043	3.66	32.0	51.2	0.34	281	0.31	1.93	9.8	3.4
L840080		2.8	0.48	0.39	<0.05	<0.1	<0.005	0.04	0.6	1.2	12.60	211	0.14	0.02	0.3	2.6
L840081		4.8	1.52	26.9	0.12	1.7	0.039	3.70	35.6	45.9	0.43	277	0.35	2.05	10.4	3.0
L840082		3.1	1.44	25.1	0.16	1.6	0.036	3.89	36.7	47.5	0.36	281	0.36	1.90	9.8	3.0
L840083		4.1	1.43	26.1	0.19	1.6	0.033	3.74	37.0	44.6	0.40	258	0.26	2.00	10.0	2.9
L840084		5.4	1.36	26.1	0.19	1.6	0.040	3.46	36.4	44.6	0.32	450	0.36	1.75	11.0	3.6
L840085		2.9	1.31	23.4	0.15	1.5	0.035	3.45	34.1	47.2	0.36	241	0.23	1.91	10.2	2.7
L840086		991	3.77	10.60	0.09	1.4	0.079	1.36	13.5	15.6	0.67	2750	4.95	1.24	4.2	25.4
L840087		6.2	1.28	22.5	0.14	1.6	0.029	3.24	34.9	59.3	0.35	222	0.30	1.83	10.0	3.4
L840088		5.0	1.64	25.6	0.18	1.8	0.036	3.92	41.0	64.5	0.41	405	0.26	1.75	10.7	3.3
L840089		6.9	1.90	29.1	0.21	2.0	0.048	4.02	43.1	202	0.37	1640	0.34	0.79	12.6	4.0
L840090		7.0	1.43	27.6	0.17	2.3	0.044	4.38	29.7	121.0	0.43	513	0.43	1.35	12.6	3.2
L840091		4.9	1.43	27.5	0.16	2.3	0.044	4.38	33.5	118.0	0.45	473	0.28	1.23	12.7	3.1
L840092		6.2	1.59	26.3	0.21	1.8	0.036	3.65	42.2	64.4	0.43	289	0.40	2.19	11.3	3.5
L840093		16.0	1.91	29.8	0.19	1.5	0.043	3.65	41.4	56.9	0.45	231	0.38	2.03	10.4	4.6
L840094		2.1	1.36	27.1	0.20	2.2	0.034	3.74	43.9	54.0	0.35	233	0.27	2.26	8.3	2.0
L840095		1.5	1.46	25.9	0.20	2.2	0.026	3.99	43.0	68.7	0.36	707	0.29	1.59	9.0	2.2
L840096		1.9	1.32	26.5	0.18	2.2	0.033	3.83	43.3	45.4	0.34	261	0.26	2.15	9.4	2.0
L840097		2.1	1.37	26.3	0.18	2.1	0.032	4.09	39.0	51.1	0.31	569	0.30	1.77	9.8	2.2
L840098		1.9	1.39	26.2	0.18	2.3	0.032	4.22	41.8	93.8	0.31	656	0.49	1.57	10.0	2.1
L840099		3.2	1.75	27.6	0.18	2.1	0.032	4.11	42.2	280	0.30	2770	4.43	0.09	10.0	2.3
L840100		8.5	2.39	26.4	0.16	1.9	0.035	3.27	38.3	246	0.32	3060	0.36	0.05	8.0	2.5
L840101		1.8	0.45	0.43	<0.05	<0.1	<0.005	0.04	0.6	1.9	12.55	213	0.10	0.01	0.4	3.3
L840102		3.8	1.63	25.9	0.12	2.2	0.030	3.19	42.0	335	0.32	3000	0.31	0.04	8.1	1.5
L840103		2300	19.80	8.58	0.40	0.6	0.838	0.91	13.8	35.7	0.14	1970	0.24	0.01	2.4	1.5
L840104		2750	20.0	7.97	0.45	0.5	0.865	0.81	13.4	35.0	0.12	1940	0.21	0.01	2.2	1.3
L840105		13.7	2.07	20.9	0.09	1.7	0.025	2.60	32.6	75.6	0.27	3790	0.29	0.03	6.9	1.8
L840106		11.4	1.76	19.05	0.10	1.5	0.025	2.35	30.4	88.1	0.26	1700	0.23	0.03	6.6	1.8
L840107		13.8	2.06	21.7	0.14	1.7	0.029	2.51	34.7	204	0.34	3050	0.29	0.03	7.2	3.0
L840108		3910	12.20	2.09	0.21	0.1	0.141	0.11	2.4	6.6	0.01	52	1.23	0.01	0.7	3.1
L840109		2.9	1.40	25.3	0.16	2.2	0.033	3.68	37.8	421	0.24	1080	0.36	0.10	8.4	2.7
L840110		1.9	1.26	25.7	0.16	2.2	0.029	4.19	32.7	275	0.31	714	0.28	0.19	8.8	2.2
L840111		2.5	1.28	25.6	0.17	2.1	0.031	3.56	39.5	385	0.32	722	0.36	0.54	9.2	2.5
L840112		8.7	1.06	25.9	0.11	1.7	0.035	3.67	27.6	197.0	0.28	317	0.34	0.40	7.3	2.3

***** See Appendix Page for comments regarding this certificate *****

ALS Canada Ltd.
2103 Dollarton Hwy
North Vancouver BC V7H 0A7
Phone: 604 984 0221 Fax: 604 984 0218 www.alsglobal.com

To: **SILVER RANGE RESOURCES LTD.**
C/O ARCHER, CATHRO & ASSOCIATES (1981) LIMITED
1016-510 W HASTINGS ST
VANCOUVER BC V6B 1L8

Finalized Date: 22-JUL-2012
Account: RANSIL

Project: Hammer-Keg

CERTIFICATE OF ANALYSIS WH12167232

Sample Description	Method	ME-MS61	ME-MS61	ME-MS61	ME-MS61	ME-MS61	ME-MS61	ME-MS61	ME-MS61	ME-MS61	ME-MS61	ME-MS61	ME-MS61	ME-MS61	ME-MS61	ME-MS61
	Analyte	P	Pb	Rb	Re	S	Sb	Sc	Se	Sn	Sr	Ta	Te	Th	Ti	Tl
	Units	ppm	ppm	ppm	ppm	%	ppm	ppm	ppm	ppm	ppm	ppm	ppm	ppm	%	ppm
	LOR	10	0.5	0.1	0.002	0.01	0.05	0.1	1	0.2	0.2	0.05	0.05	0.2	0.005	0.02
L840077		660	53.7	236	<0.002	0.01	0.97	4.9	1	8.2	131.0	1.13	<0.05	20.1	0.200	1.49
L840078		590	45.1	221	<0.002	0.01	0.28	4.6	1	7.3	205	1.20	<0.05	18.0	0.195	1.37
L840079		520	46.5	218	<0.002	0.02	0.41	4.6	1	7.2	164.0	0.89	<0.05	15.5	0.169	1.40
L840080		190	1.9	1.6	<0.002	0.02	0.06	0.4	<1	<0.2	44.1	<0.05	<0.05	<0.2	<0.005	<0.02
L840081		540	45.8	212	<0.002	<0.01	0.30	4.4	<1	7.9	187.5	1.01	<0.05	16.6	0.187	1.32
L840082		490	50.7	237	<0.002	0.01	0.38	4.2	<1	7.4	181.0	0.91	<0.05	16.5	0.179	1.48
L840083		450	41.6	218	<0.002	0.02	0.24	4.4	<1	7.2	181.5	0.96	<0.05	16.7	0.183	1.38
L840084		510	44.6	233	<0.002	0.01	0.78	4.7	1	7.0	167.5	0.98	<0.05	16.1	0.183	1.66
L840085		470	40.9	209	<0.002	0.01	0.19	3.9	1	7.4	174.5	1.09	<0.05	15.8	0.172	1.40
L840086		670	>10000	60.3	0.003	2.79	55.5	7.2	6	2.8	426	0.32	0.17	3.7	0.204	0.75
L840087		420	36.0	212	<0.002	0.01	0.19	4.4	1	6.1	170.5	0.92	<0.05	16.2	0.169	1.27
L840088		480	48.5	236	<0.002	0.04	0.93	4.4	1	6.4	198.5	0.95	<0.05	18.8	0.200	1.77
L840089		460	63.7	296	<0.002	0.30	3.93	5.4	1	8.6	133.0	1.07	<0.05	20.6	0.232	2.51
L840090		640	70.5	303	<0.002	0.06	0.47	4.6	1	7.9	174.0	1.31	<0.05	16.8	0.212	2.78
L840091		580	61.9	310	<0.002	0.02	0.47	4.9	1	8.2	161.0	1.28	<0.05	18.1	0.216	2.77
L840092		520	47.6	215	<0.002	0.01	0.15	4.8	1	6.7	208	1.22	<0.05	19.7	0.206	1.46
L840093		520	89.8	249	<0.002	0.04	0.89	5.6	1	8.9	188.5	0.72	<0.05	18.7	0.192	1.48
L840094		560	48.2	245	<0.002	0.01	0.21	4.2	1	7.1	208	0.69	<0.05	21.0	0.179	1.66
L840095		560	42.4	269	<0.002	0.01	0.27	4.1	1	8.9	187.0	0.78	<0.05	20.7	0.178	2.21
L840096		570	46.5	247	<0.002	0.01	0.19	4.0	1	7.6	200	0.87	<0.05	20.7	0.176	1.76
L840097		560	51.4	279	<0.002	0.02	0.59	3.9	<1	7.8	177.0	0.86	<0.05	19.3	0.171	2.15
L840098		580	51.2	283	<0.002	0.01	0.70	3.5	1	7.6	183.5	0.81	<0.05	21.2	0.175	2.08
L840099		600	84.4	339	<0.002	0.08	2.10	4.0	1	11.7	66.0	0.75	<0.05	20.3	0.183	3.56
L840100		550	69.1	310	<0.002	0.64	4.96	4.1	1	12.2	38.3	0.58	<0.05	18.4	0.149	3.87
L840101		180	2.8	1.9	<0.002	0.01	0.06	0.3	<1	<0.2	43.0	<0.05	<0.05	<0.2	<0.005	0.02
L840102		580	101.5	290	<0.002	0.08	3.07	3.7	<1	19.0	34.3	0.68	<0.05	20.4	0.169	4.03
L840103		140	>10000	84.5	<0.002	>10.0	485	1.3	11	122.0	6.8	0.17	<0.05	5.3	0.045	3.17
L840104		120	>10000	75.0	0.002	>10.0	489	1.0	11	130.5	6.2	0.13	<0.05	4.9	0.040	2.97
L840105		430	402	264	<0.002	0.44	9.99	2.9	<1	22.0	28.7	0.57	<0.05	15.8	0.132	3.54
L840106		380	416	243	<0.002	0.74	15.95	2.7	1	22.3	25.7	0.59	<0.05	14.6	0.120	3.05
L840107		450	390	268	<0.002	0.49	9.72	3.0	<1	12.5	29.3	0.61	<0.05	16.2	0.135	3.15
L840108		60	>10000	8.0	0.004	>10.0	3710	0.5	7	164.5	8.1	<0.05	<0.05	0.5	0.012	0.13
L840109		510	54.6	299	<0.002	0.16	2.67	4.2	1	7.1	65.9	0.58	<0.05	19.3	0.167	2.53
L840110		510	42.2	315	<0.002	0.08	1.54	3.9	1	6.9	97.0	0.76	<0.05	17.1	0.159	2.63
L840111		560	37.3	274	<0.002	0.06	1.36	4.1	1	6.9	100.5	0.73	<0.05	18.2	0.155	2.05
L840112		570	86.7	234	<0.002	0.01	0.57	3.2	<1	6.9	112.5	0.65	<0.05	13.7	0.126	1.49

***** See Appendix Page for comments regarding this certificate *****

ALS Canada Ltd.
2103 Dollarton Hwy
North Vancouver BC V7H 0A7
Phone: 604 984 0221 Fax: 604 984 0218 www.alsglobal.com

To: **SILVER RANGE RESOURCES LTD.**
C/O ARCHER, CATHRO & ASSOCIATES (1981) LIMITED
1016-510 W HASTINGS ST
VANCOUVER BC V6B 1L8

Finalized Date: 22-JUL-2012
Account: RANSIL

Project: Hammer-Keg

CERTIFICATE OF ANALYSIS WH12167232

Sample Description	Method / Analyte / Units / LOR	ME-MS61 U ppm 0.1	ME-MS61 V ppm 1	ME-MS61 W ppm 0.1	ME-MS61 Y ppm 0.1	ME-MS61 Zn ppm 2	ME-MS61 Zr ppm 0.5	Ag-OG62 Ag ppm 1	Pb-OG62 Pb % 0.001	Zn-OG62 Zn % 0.001	Ag-GRA21 Ag ppm 5
L840077		7.7	25	8.4	11.0	63	75.0				
L840078		9.0	22	0.9	8.9	53	71.0				
L840079		8.8	21	1.3	8.5	65	52.9				
L840080		0.8	2	0.1	0.8	14	<0.5				
L840081		6.1	22	1.2	8.2	54	59.1				
L840082		7.4	21	1.2	8.1	56	56.0				
L840083		5.7	21	1.1	7.8	50	57.4				
L840084		7.0	21	1.3	9.3	63	58.4				
L840085		6.9	20	0.9	7.4	49	56.6				
L840086		1.8	61	8.6	11.5	>10000	39.4		2.02	1.965	
L840087		9.5	21	1.0	7.7	49	60.3				
L840088		6.3	25	1.1	8.3	82	65.2				
L840089		7.4	29	2.0	9.7	139	74.1				
L840090		5.2	25	1.7	10.2	99	79.1				
L840091		6.0	26	1.6	10.0	89	81.1				
L840092		12.5	25	0.9	8.9	59	64.8				
L840093		7.9	31	1.9	9.9	165	58.2				
L840094		9.1	21	0.8	8.6	59	76.7				
L840095		8.9	21	1.1	8.6	48	79.1				
L840096		8.8	21	0.8	8.7	52	73.5				
L840097		9.2	20	1.0	8.5	68	73.7				
L840098		8.5	21	1.0	8.6	62	77.7				
L840099		8.6	21	4.6	9.1	117	73.4				
L840100		7.9	18	2.8	8.6	227	66.3				
L840101		0.4	2	0.1	0.7	14	<0.5				
L840102		6.3	20	5.5	8.8	396	73.1				
L840103		3.4	5	2.2	2.6	>10000	18.4	258	3.80	6.30	
L840104		3.5	5	2.0	2.4	>10000	16.4	268	3.84	6.51	
L840105		5.6	16	3.5	7.5	591	57.1				
L840106		11.0	15	3.0	6.2	681	51.0				
L840107		5.5	17	3.2	7.7	546	58.3				
L840108		0.6	7	158.0	1.0	>10000	3.6	>1500	11.50	2.69	3460
L840109		8.4	21	4.9	8.5	133	77.2				
L840110		5.9	20	1.8	8.0	66	78.5				
L840111		8.0	18	1.8	8.7	147	76.2				
L840112		9.3	14	8.6	7.6	79	56.8				

***** See Appendix Page for comments regarding this certificate *****

ALS Canada Ltd.
2103 Dollarton Hwy
North Vancouver BC V7H 0A7
Phone: 604 984 0221 Fax: 604 984 0218 www.alsglobal.com

To: **SILVER RANGE RESOURCES LTD.**
C/O ARCHER, CATHRO & ASSOCIATES (1981) LIMITED
1016-510 W HASTINGS ST
VANCOUVER BC V6B 1L8

Finalized Date: 22-JUL-2012
Account: RANSIL

Project: Hammer-Keg

CERTIFICATE OF ANALYSIS WH12167232

Method	CERTIFICATE COMMENTS
ME-MS61	Interference: Ca>10% on ICP-MS As, ICP-AES results shown.
ME-MS61	REE's may not be totally soluble in this method.

ALS Canada Ltd.
2103 Dollarton Hwy
North Vancouver BC V7H 0A7
Phone: 604 984 0221 Fax: 604 984 0218 www.alsglobal.com

To: **SILVER RANGE RESOURCES LTD.**
C/O ARCHER, CATHRO & ASSOCIATES (1981) LIMITED
1016-510 W HASTINGS ST
VANCOUVER BC V6B 1L8

Finalized Date: 4-AUG-2012
Account: RANSIL

CERTIFICATE WH12167233

Project: KEG - Group 5

P.O. No.:

This report is for 26 Rock samples submitted to our lab in Whitehorse, YT, Canada on 18-JUL-2012.

The following have access to data associated with this certificate:

MATT DUMALA	JOAN MARIACHER	

SAMPLE PREPARATION

ALS CODE	DESCRIPTION
WEI-21	Received Sample Weight
LOG-22	Sample login - Rcd w/o BarCode
CRU-31	Fine crushing - 70%<2mm
CRU-QC	Crushing QC Test
SPL-21	Split sample - riffle splitter
PUL-QC	Pulverizing QC Test
PUL-31	Pulverize split to 85%<75 um

ANALYTICAL PROCEDURES

ALS CODE	DESCRIPTION	INSTRUMENT
Au-AA24	Au 50g FA AA finish	AAS
ME-OG62	Ore Grade Elements - Four Acid	ICP-AES
ME-MS61	48 element four acid ICP-MS	
Ag-OG62	Ore Grade Ag - Four Acid	VARIABLE
Pb-OG62	Ore Grade Pb - Four Acid	VARIABLE
Zn-OG62	Ore Grade Zn - Four Acid	VARIABLE

To: **SILVER RANGE RESOURCES LTD.**
ATTN: JOAN MARIACHER
C/O ARCHER, CATHRO & ASSOCIATES (1981) LIMITED
1016-510 W HASTINGS ST
VANCOUVER BC V6B 1L8

This is the Final Report and supersedes any preliminary report with this certificate number. Results apply to samples as submitted. All pages of this report have been checked and approved for release.

***** See Appendix Page for comments regarding this certificate *****

Signature:

Colin Ramshaw, Vancouver Laboratory Manager

ALS Canada Ltd.
2103 Dollarton Hwy
North Vancouver BC V7H 0A7
Phone: 604 984 0221 Fax: 604 984 0218 www.alsglobal.com

To: **SILVER RANGE RESOURCES LTD.**
C/O ARCHER, CATHRO & ASSOCIATES (1981) LIMITED
1016- 510 W HASTINGS ST
VANCOUVER BC V6B 1L8

Finalized Date: 4- AUG- 2012
Account: RANSIL

Project: KEG - Group 5

CERTIFICATE OF ANALYSIS WH12167233

Sample Description	Method	WEI-21	Au-AA24	ME-MS61	ME-MS61	ME-MS61	ME-MS61	ME-MS61	ME-MS61	ME-MS61	ME-MS61	ME-MS61	ME-MS61	ME-MS61	ME-MS61	ME-MS61
	Analyte	Recvd Wt.	Au	Ag	Al	As	Ba	Be	Bi	Ca	Cd	Ce	Co	Cr	Cs	Cu
	Units	kg	ppm	ppm	%	ppm	ppm	ppm	ppm	%	ppm	ppm	ppm	ppm	ppm	ppm
	LOR	0.02	0.005	0.01	0.01	0.2	10	0.05	0.01	0.01	0.02	0.01	0.1	1	0.05	0.2
M676261		1.35	<0.005	0.78	2.76	154.0	290	1.46	0.16	1.12	0.06	12.45	3.7	30	7.21	7.3
M676262		1.06	<0.005	0.26	0.14	1.8	10	0.10	18.60	0.03	0.04	1.50	0.3	29	0.32	1.8
M676263		1.24	<0.005	3.89	0.47	55.5	50	1.78	0.09	0.06	0.14	2.46	0.7	25	11.40	7.9
M676264		1.37	0.600	20.7	3.59	3450	490	2.64	0.30	0.04	0.15	42.5	1.6	26	12.40	8.6
M676401		0.90	<0.005	0.60	1.09	57.4	270	2.01	0.15	0.06	0.02	8.72	0.8	29	5.92	2.3
M676402		1.20	0.342	4.07	0.80	1980	70	2.06	0.21	0.05	0.05	6.72	1.4	27	8.07	29.1
M676403		0.73	0.084	>100	1.30	535	140	2.32	0.06	0.03	0.20	10.25	0.3	34	10.15	3.0
M676404		1.05	0.151	>100	1.49	509	140	2.51	0.10	0.03	0.10	9.99	0.6	25	8.53	2.8
M676405		1.47	0.142	>100	2.63	3140	100	3.01	0.18	0.17	3.55	21.1	0.9	18	14.40	68.9
M676406		1.62	0.578	>100	2.59	8550	60	3.29	0.21	0.12	1.24	25.2	1.3	11	17.40	172.5
M676407		2.17	0.227	12.05	2.60	2930	60	4.90	0.50	0.68	3.03	18.40	5.1	1	15.55	30.3
M676408		1.56	0.246	>100	2.64	2560	70	4.16	0.56	0.16	4.13	24.2	1.1	14	13.95	53.7
M676409		2.92	0.232	>100	1.70	4730	50	1.88	0.50	0.46	10.05	15.85	1.4	14	7.73	68.4
M676410		1.77	0.618	>100	0.80	6730	30	2.22	0.57	1.13	3.65	10.00	2.0	4	7.00	162.0
M676411		1.95	0.380	69.9	1.43	5610	70	2.36	0.20	0.56	0.72	11.45	2.9	<1	11.50	11.2
M676257		1.28	<0.005	5.52	0.99	42.5	60	0.65	3.03	0.01	0.03	14.95	0.2	26	2.68	2.5
M676258		1.43	9.07	>100	0.54	>10000	20	1.33	0.32	0.03	8.97	3.32	0.5	17	4.67	313
M676259		1.15	2.12	>100	0.58	>10000	40	1.60	0.32	0.02	72.5	4.37	0.8	17	6.80	620
M676260		1.33	0.128	14.30	2.76	5040	80	2.23	1.89	0.37	3.19	28.3	2.0	11	8.00	7.8
M676265		1.38	0.987	>100	0.23	>10000	20	1.05	0.74	0.77	19.35	5.65	2.6	15	3.33	48.0
M676266		1.94	1.025	47.0	1.29	>10000	40	2.98	0.16	1.64	3.78	13.80	5.3	1	7.34	64.1
M676267		2.35	1.470	>100	1.87	>10000	30	1.75	0.39	0.71	10.15	19.95	1.8	2	6.98	209
M676268		1.55	0.151	>100	0.64	2070	20	1.24	0.07	0.56	9.18	4.96	2.1	<1	4.02	49.6
M676269		2.40	1.150	>100	0.32	>10000	10	0.92	0.09	1.13	9.18	5.80	1.2	<1	2.47	64.6
M676270		1.67	0.544	>100	1.25	8550	30	1.49	0.23	0.50	13.70	10.60	2.1	5	6.59	68.3
M676271		1.66	0.623	>100	0.47	6920	10	0.77	0.24	0.61	21.8	6.43	2.0	<1	2.14	60.8

***** See Appendix Page for comments regarding this certificate *****

ALS Canada Ltd.
2103 Dollarton Hwy
North Vancouver BC V7H 0A7
Phone: 604 984 0221 Fax: 604 984 0218 www.alsglobal.com

To: **SILVER RANGE RESOURCES LTD.**
C/O ARCHER, CATHRO & ASSOCIATES (1981) LIMITED
1016- 510 W HASTINGS ST
VANCOUVER BC V6B 1L8

Finalized Date: 4- AUG- 2012
Account: RANSIL

Project: KEG - Group 5

CERTIFICATE OF ANALYSIS WH12167233

Sample Description	Method	ME-MS61	ME-MS61	ME-MS61	ME-MS61	ME-MS61	ME-MS61	ME-MS61	ME-MS61	ME-MS61	ME-MS61	ME-MS61	ME-MS61	ME-MS61	ME-MS61	ME-MS61
	Analyte	Fe	Ga	Ge	Hf	In	K	La	Li	Mg	Mn	Mo	Na	Nb	Ni	P
	Units	%	ppm	ppm	ppm	ppm	%	ppm	ppm	%	ppm	ppm	%	ppm	ppm	ppm
	LOR	0.01	0.05	0.05	0.1	0.005	0.01	0.5	0.2	0.01	5	0.05	0.01	0.1	0.2	10
M676261		1.63	6.02	0.05	0.5	0.021	0.46	6.1	145.5	0.35	290	0.44	0.68	1.5	6.0	180
M676262		0.46	0.55	<0.05	<0.1	0.005	0.04	0.7	12.6	0.01	54	2.24	0.02	0.3	1.5	20
M676263		2.42	0.81	0.14	<0.1	0.276	0.07	2.2	200	0.04	3940	0.17	0.02	<0.1	1.8	40
M676264		2.23	14.20	0.12	0.7	0.036	1.98	21.5	132.5	0.15	84	3.40	0.06	3.5	1.9	170
M676401		1.25	3.97	0.13	0.1	0.011	0.37	4.5	207	0.05	179	0.39	0.02	0.5	2.0	50
M676402		1.84	2.28	<0.05	0.1	0.018	0.26	3.4	189.5	0.03	115	0.55	0.01	0.4	2.3	160
M676403		0.84	4.81	<0.05	0.1	0.008	0.42	5.2	175.5	0.05	54	0.57	0.01	0.8	1.4	60
M676404		0.94	7.93	<0.05	0.2	0.006	0.54	5.2	191.5	0.06	80	0.88	0.02	0.8	1.6	60
M676405		1.32	11.00	0.06	0.6	0.026	1.18	10.4	141.5	0.11	14050	1.64	0.02	3.1	1.7	170
M676406		2.82	10.45	0.10	0.7	0.027	1.07	12.3	108.0	0.13	11500	0.55	0.01	4.1	1.5	140
M676407		5.35	17.10	0.14	0.5	0.032	0.93	8.7	96.6	0.20	81700	0.54	0.02	2.5	5.9	350
M676408		2.76	11.55	0.09	0.7	0.018	0.97	12.1	106.0	0.14	26600	3.17	0.02	2.8	2.3	250
M676409		5.46	13.95	0.12	0.4	0.016	0.71	7.7	70.2	0.15	78200	3.32	0.01	1.8	2.4	110
M676410		4.27	14.15	0.11	0.1	0.042	0.26	4.6	126.0	0.17	>100000	5.05	0.01	0.7	5.2	80
M676411		9.05	13.65	0.16	0.2	0.026	0.66	5.2	78.1	0.25	97500	0.50	0.02	1.2	3.0	80
M676257		0.44	4.41	<0.05	0.5	0.025	0.39	7.3	18.6	0.04	831	0.34	0.01	1.8	1.2	60
M676258		3.59	2.01	0.05	<0.1	1.230	0.09	1.8	181.0	0.01	4340	0.28	0.01	0.3	1.9	70
M676259		6.74	3.08	0.13	0.1	5.41	0.16	2.3	121.0	0.02	4090	0.21	0.01	0.6	1.4	80
M676260		4.18	13.95	0.11	0.7	0.131	1.24	13.3	55.5	0.16	46800	0.68	0.02	2.5	3.3	220
M676265		2.76	6.53	0.05	<0.1	0.191	0.04	2.5	164.5	0.08	58100	1.67	<0.01	0.1	2.2	10
M676266		6.96	18.25	0.16	0.1	0.061	0.46	6.8	72.5	0.25	>100000	2.75	0.02	1.8	18.4	30
M676267		7.04	15.20	0.16	0.5	0.063	0.74	9.7	71.0	0.17	96500	1.19	0.01	1.9	2.4	90
M676268		10.70	15.00	0.20	0.1	0.011	0.22	2.4	80.3	0.19	>100000	7.61	0.01	0.7	2.0	30
M676269		11.45	19.40	0.25	0.1	0.041	0.10	2.7	54.7	0.20	>100000	2.77	0.01	0.4	1.8	20
M676270		6.56	11.90	0.14	0.3	0.030	0.47	5.1	90.5	0.13	84200	3.73	0.01	1.3	2.2	90
M676271		13.15	18.15	0.28	0.1	0.019	0.18	3.2	43.3	0.23	>100000	0.30	0.01	0.7	2.2	50

***** See Appendix Page for comments regarding this certificate *****

ALS Canada Ltd.
2103 Dollarton Hwy
North Vancouver BC V7H 0A7
Phone: 604 984 0221 Fax: 604 984 0218 www.alsglobal.com

To: **SILVER RANGE RESOURCES LTD.**
C/O ARCHER, CATHRO & ASSOCIATES (1981) LIMITED
1016- 510 W HASTINGS ST
VANCOUVER BC V6B 1L8

Finalized Date: 4- AUG- 2012
Account: RANSIL

Project: KEG - Group 5

CERTIFICATE OF ANALYSIS WH12167233

Sample Description	Method	ME-MS61	ME-MS61	ME-MS61	ME-MS61	ME-MS61	ME-MS61	ME-MS61	ME-MS61	ME-MS61	ME-MS61	ME-MS61	ME-MS61	ME-MS61	ME-MS61	ME-MS61
	Analyte	Pb	Rb	Re	S	Sb	Sc	Se	Sn	Sr	Ta	Te	Th	Ti	Tl	U
	Units	ppm	ppm	ppm	%	ppm	ppm	ppm	ppm	ppm	ppm	ppm	ppm	%	ppm	ppm
	LOR	0.5	0.1	0.002	0.01	0.05	0.1	1	0.2	0.2	0.05	0.05	0.2	0.005	0.02	0.1
M676261		9.4	28.5	<0.002	0.28	30.4	5.8	1	0.8	119.5	0.10	<0.05	1.6	0.105	0.86	1.1
M676262		5.4	3.3	<0.002	<0.01	1.00	0.2	1	0.4	1.9	<0.05	0.13	0.4	0.005	0.03	0.1
M676263		24.9	12.1	<0.002	0.70	8700	0.9	1	2.0	11.1	<0.05	<0.05	0.4	<0.005	1.54	5.0
M676264		43.5	210	<0.002	1.33	1930	2.6	4	3.3	41.9	0.26	<0.05	8.2	0.090	3.50	11.7
M676401		8.2	46.7	<0.002	0.15	115.5	0.9	1	1.2	13.3	<0.05	<0.05	1.8	0.018	0.89	1.2
M676402		89.9	34.4	<0.002	1.06	310	1.2	1	0.8	11.9	<0.05	<0.05	1.6	0.011	0.94	9.6
M676403		30.0	54.5	<0.002	0.05	71.7	0.9	1	1.3	15.5	0.05	<0.05	1.9	0.022	0.76	7.5
M676404		21.0	67.2	<0.002	0.06	71.8	0.8	1	1.3	19.9	0.05	<0.05	1.8	0.020	0.75	4.1
M676405		558	150.5	<0.002	0.55	271	1.6	2	7.9	14.8	0.30	<0.05	4.6	0.054	2.29	3.8
M676406		2810	161.5	<0.002	0.81	413	1.8	1	7.2	8.0	0.45	<0.05	6.0	0.058	3.11	5.6
M676407		60.9	139.0	<0.002	0.46	100.5	1.7	1	15.6	10.9	0.27	<0.05	4.5	0.036	1.92	9.7
M676408		966	134.5	<0.002	0.50	208	1.8	1	18.4	11.0	0.29	<0.05	4.7	0.050	2.47	9.7
M676409		4860	89.9	<0.002	0.75	386	1.3	2	67.4	8.8	0.12	<0.05	3.2	0.033	1.68	1.5
M676410		5510	41.3	<0.002	0.77	1180	0.8	2	7.5	13.1	0.07	<0.05	0.9	0.009	0.82	3.1
M676411		190.5	90.6	<0.002	0.42	122.5	1.0	1	5.8	18.7	0.08	<0.05	1.7	0.021	1.86	3.8
M676257		84.7	44.9	<0.002	0.02	14.05	1.1	1	9.3	2.0	0.16	<0.05	2.6	0.027	0.80	0.6
M676258		1940	13.2	<0.002	1.68	1635	0.4	2	52.0	11.4	<0.05	<0.05	0.6	<0.005	0.34	13.8
M676259		6880	22.7	<0.002	4.37	2900	0.5	5	275	17.8	<0.05	<0.05	0.6	0.006	1.08	11.8
M676260		2220	159.5	<0.002	2.68	92.8	1.7	1	26.5	12.6	0.32	0.06	6.1	0.039	2.47	4.9
M676265		1950	7.5	<0.002	1.58	906	0.3	4	1.9	5.7	<0.05	<0.05	0.2	<0.005	0.20	1.4
M676266		445	62.7	<0.002	1.30	645	1.8	2	15.7	13.1	0.13	<0.05	1.2	0.029	1.28	2.0
M676267		>10000	90.6	<0.002	1.68	1590	1.5	3	53.9	8.5	0.14	<0.05	3.8	0.038	2.27	2.1
M676268		3810	30.9	<0.002	1.68	361	0.6	2	24.0	6.2	0.05	<0.05	0.9	0.009	0.94	1.1
M676269		2860	14.9	<0.002	1.26	794	0.4	2	13.0	6.1	<0.05	<0.05	0.5	<0.005	0.44	0.4
M676270		>10000	63.6	<0.002	1.50	988	1.1	5	65.7	8.8	0.08	<0.05	2.0	0.021	1.71	1.6
M676271		>10000	24.4	<0.002	1.39	700	0.4	4	61.9	5.1	<0.05	<0.05	0.8	0.007	0.58	0.8

***** See Appendix Page for comments regarding this certificate *****

ALS Canada Ltd.
2103 Dollarton Hwy
North Vancouver BC V7H 0A7
Phone: 604 984 0221 Fax: 604 984 0218 www.alsglobal.com

To: **SILVER RANGE RESOURCES LTD.**
C/O ARCHER, CATHRO & ASSOCIATES (1981) LIMITED
1016-510 W HASTINGS ST
VANCOUVER BC V6B 1L8

Finalized Date: 4-AUG-2012
Account: RANSIL

Project: KEG - Group 5

CERTIFICATE OF ANALYSIS WH12167233

Sample Description	Method	ME-MS61	ME-MS61	ME-MS61	ME-MS61	ME-MS61	Ag-OG62	Pb-OG62	Zn-OG62
	Analyte	V	W	Y	Zn	Zr	Ag	Pb	Zn
	Units	ppm	ppm	ppm	ppm	ppm	ppm	%	%
	LOR	1	0.1	0.1	2	0.5	1	0.001	0.001
M676261		33	5.0	6.3	23	16.3			
M676262		2	0.1	0.2	3	1.6			
M676263		2	0.3	1.6	11	0.5			
M676264		13	1.1	3.7	11	28.8			
M676401		5	1.6	1.3	15	5.5			
M676402		3	0.5	0.9	23	3.1			
M676403		4	0.7	1.4	12	5.3	130		
M676404		3	1.2	1.9	15	6.5	162		
M676405		7	1.3	4.5	1940	21.9	133		
M676406		8	1.6	5.8	418	23.7	363		
M676407		6	1.2	17.2	1610	18.2			
M676408		6	1.1	4.8	1500	29.2	105		
M676409		4	0.8	4.8	6030	16.1	396		
M676410		<1	0.8	11.7	1950	4.6	330		
M676411		2	0.6	12.6	237	7.9			
M676257		5	0.7	1.0	13	18.3			
M676258		1	0.8	1.8	2020	1.5	409		
M676259		1	6.5	2.8	>10000	1.8	838		2.06
M676260		6	1.4	10.0	948	22.5			
M676265		<1	0.4	5.2	>10000	1.2	220		1.665
M676266		4	1.4	17.5	1920	2.4			
M676267		4	1.0	6.4	5730	17.5	1420	1.270	
M676268		<1	0.4	4.9	6290	5.0	234		
M676269		<1	0.4	5.8	5410	3.2	378		
M676270		2	0.6	5.7	5790	10.5	1070	1.990	
M676271		<1	0.3	6.5	8860	5.2	1000	1.780	

***** See Appendix Page for comments regarding this certificate *****

ALS Canada Ltd.
2103 Dollarton Hwy
North Vancouver BC V7H 0A7
Phone: 604 984 0221 Fax: 604 984 0218 www.alsglobal.com

To: **SILVER RANGE RESOURCES LTD.**
C/O ARCHER, CATHRO & ASSOCIATES (1981) LIMITED
1016- 510 W HASTINGS ST
VANCOUVER BC V6B 1L8

Page: Appendix 1
Total # Appendix Pages: 1
Finalized Date: 4- AUG- 2012
Account: RANSIL

Project: KEG - Group 5

CERTIFICATE OF ANALYSIS WH12167233

Method	CERTIFICATE COMMENTS
ME-MS61	REE's may not be totally soluble in this method.

ALS Canada Ltd.

2103 Dollarton Hwy
North Vancouver BC V7H 0A7
Phone: 604 984 0221 Fax: 604 984 0218 www.alsglobal.com

To: **SILVER RANGE RESOURCES LTD.**
C/O ARCHER, CATHRO & ASSOCIATES (1981) LIMITED
1016-510 W HASTINGS ST
VANCOUVER BC V6B 1L8

Finalized Date: 23-JUL-2012
Account: RANSIL

CERTIFICATE WH12167640

Project: Keg (Drex-Group 3)

P.O. No.:

This report is for 3 Rock samples submitted to our lab in Whitehorse, YT, Canada on 18-JUL-2012.

The following have access to data associated with this certificate:

MATT DUMALA	JOAN MARIACHER	

SAMPLE PREPARATION

ALS CODE	DESCRIPTION
FND-02	Find Sample for Addn Analysis

ANALYTICAL PROCEDURES

ALS CODE	DESCRIPTION	INSTRUMENT
Sn-XRF05	Sn-Trace Level XRF Analysis	XRF

To: **SILVER RANGE RESOURCES LTD.**
ATTN: JOAN MARIACHER
C/O ARCHER, CATHRO & ASSOCIATES (1981) LIMITED
1016-510 W HASTINGS ST
VANCOUVER BC V6B 1L8

This is the Final Report and supersedes any preliminary report with this certificate number. Results apply to samples as submitted. All pages of this report have been checked and approved for release.

Signature:

Colin Ramshaw, Vancouver Laboratory Manager

ALS Canada Ltd.
2103 Dollarton Hwy
North Vancouver BC V7H 0A7
Phone: 604 984 0221 Fax: 604 984 0218 www.alsglobal.com

To: **SILVER RANGE RESOURCES LTD.**
C/O ARCHER, CATHRO & ASSOCIATES (1981) LIMITED
1016-510 W HASTINGS ST
VANCOUVER BC V6B 1L8

Finalized Date: 23-JUL-2012
Account: RANSIL

Project: Keg (Drex-Group 3)

CERTIFICATE OF ANALYSIS WH12167640

Sample Description	Method	Sn-XRF05
	Analyte	Sn
	Units	ppm
	LOR	5
M676135		3340
M676136		1525
M676137		582

ALS Canada Ltd.
2103 Dollarton Hwy
North Vancouver BC V7H 0A7
Phone: 604 984 0221 Fax: 604 984 0218 www.alsglobal.com

To: **SILVER RANGE RESOURCES LTD.**
C/O ARCHER, CATHRO & ASSOCIATES (1981) LIMITED
1016-510 W HASTINGS ST
VANCOUVER BC V6B 1L8

Finalized Date: 7-AUG-2012
Account: RANSIL

CERTIFICATE WH12168812

Project: Keg-XIII

P.O. No.: Group 3

This report is for 41 Rock samples submitted to our lab in Whitehorse, YT, Canada on 20-JUL-2012.

The following have access to data associated with this certificate:

MATT DUMALA	JOAN MARIACHER	

SAMPLE PREPARATION

ALS CODE	DESCRIPTION
WEI-21	Received Sample Weight
LOG-22	Sample login - Rcd w/o BarCode
CRU-31	Fine crushing - 70%<2mm
CRU-QC	Crushing QC Test
SPL-21	Split sample - riffle splitter
PUL-QC	Pulverizing QC Test
PUL-31	Pulverize split to 85%<75 um

ANALYTICAL PROCEDURES

ALS CODE	DESCRIPTION	INSTRUMENT
Au-AA24	Au 50g FA AA finish	AAS
ME-MS61	48 element four acid ICP-MS	
Sn-XRF05	Sn-Trace Level XRF Analysis	XRF

To: **SILVER RANGE RESOURCES LTD.**
ATTN: JOAN MARIACHER
C/O ARCHER, CATHRO & ASSOCIATES (1981) LIMITED
1016-510 W HASTINGS ST
VANCOUVER BC V6B 1L8

This is the Final Report and supersedes any preliminary report with this certificate number. Results apply to samples as submitted. All pages of this report have been checked and approved for release.

***** See Appendix Page for comments regarding this certificate *****

Signature:

Colin Ramshaw, Vancouver Laboratory Manager

ALS Canada Ltd.
2103 Dollarton Hwy
North Vancouver BC V7H 0A7
Phone: 604 984 0221 Fax: 604 984 0218 www.alsglobal.com

To: **SILVER RANGE RESOURCES LTD.**
C/O ARCHER, CATHRO & ASSOCIATES (1981) LIMITED
1016-510 W HASTINGS ST
VANCOUVER BC V6B 1L8

Finalized Date: 7-AUG-2012
Account: RANSIL

Project: Keg-XIII

CERTIFICATE OF ANALYSIS WH12168812

Sample Description	Method	WEI-21	Au-AA24	ME-MS61	ME-MS61	ME-MS61	ME-MS61	ME-MS61	ME-MS61	ME-MS61	ME-MS61	ME-MS61	ME-MS61	ME-MS61	ME-MS61	ME-MS61
	Analyte	Recvd Wt.	Au	Ag	Al	As	Ba	Be	Bi	Ca	Cd	Ce	Co	Cr	Cs	Cu
	Units	kg	ppm	ppm	%	ppm	ppm	ppm	ppm	%	ppm	ppm	ppm	ppm	ppm	ppm
	LOR	0.02	0.005	0.01	0.01	0.2	10	0.05	0.01	0.01	0.02	0.01	0.1	1	0.05	0.2
M676501		0.63	<0.005	1.57	6.34	12.4	1630	1.22	0.30	0.53	0.95	65.1	2.1	63	5.73	45.4
M676502		0.60	<0.005	1.77	7.00	94.3	1720	1.66	0.43	0.57	0.97	73.1	4.5	64	7.73	30.9
M676503		0.76	<0.005	1.24	6.90	12.0	1640	1.65	0.30	0.75	2.35	71.1	6.7	66	7.85	33.3
M676504		1.10	<0.005	1.11	6.92	8.7	1470	1.42	0.23	0.76	1.70	71.6	4.9	66	7.43	35.5
M676505		1.31	<0.005	6.55	6.78	116.5	1350	1.54	0.62	0.68	1.28	44.7	6.0	45	5.54	35.0
M676506		0.91	<0.005	2.47	6.58	49.2	1470	1.59	0.96	0.86	0.93	53.5	4.7	64	6.07	36.2
M676507		1.38	<0.005	5.13	6.91	166.0	3670	1.44	0.61	0.27	0.89	42.1	2.5	61	6.81	60.7
M676508		0.66	<0.005	1.60	7.06	83.7	1560	1.76	0.44	1.58	1.66	68.2	5.9	52	5.21	29.9
M676509		1.08	<0.005	2.15	7.41	638	1560	1.95	0.45	0.56	1.72	50.8	4.0	45	7.15	60.3
M676510		0.72	<0.005	5.10	6.56	532	1150	2.06	1.24	0.23	1.88	66.6	1.9	48	5.76	57.5
M676511		0.79	<0.005	7.24	6.82	1040	1410	1.87	1.57	0.37	1.96	55.8	1.6	48	5.88	82.2
M676512		0.86	0.005	14.40	7.17	447	1340	2.00	0.89	0.59	1.19	60.7	2.2	42	5.22	49.9
M676513		0.75	<0.005	3.40	7.19	1115	1160	1.94	1.04	0.73	2.10	58.0	2.6	35	6.15	42.1
M676514		0.85	<0.005	4.76	6.96	694	1100	1.82	1.35	0.88	2.32	57.7	2.2	41	4.75	41.7
M676515		0.76	<0.005	12.90	6.80	1430	1160	1.82	1.97	0.83	3.50	57.7	4.2	23	4.63	81.0
M676516		1.10	<0.005	8.02	7.30	2450	1240	1.83	2.56	0.21	6.49	44.4	1.4	16	6.72	88.6
M676517		0.75	<0.005	2.50	6.65	757	990	1.72	1.18	0.68	1.94	45.9	2.3	26	5.47	66.4
M676518		0.77	<0.005	2.60	7.29	500	840	2.50	0.96	2.31	1.54	70.2	4.3	26	4.72	43.1
M676519		0.67	<0.005	17.05	5.87	2410	960	1.37	1.33	0.35	1.27	32.5	1.4	32	5.14	58.6
M676520		1.06	0.020	15.80	6.74	>10000	1090	1.65	2.66	0.71	3.16	55.6	5.5	23	5.70	126.0
M676521		0.86	0.014	6.80	8.92	4020	1320	1.82	2.00	0.22	7.79	43.9	2.6	22	7.17	211
M676522		1.31	<0.005	8.48	7.67	2760	1260	1.78	1.23	0.34	5.31	39.7	1.7	22	7.31	82.2
M676523		1.25	<0.005	6.47	7.20	2600	1180	1.96	1.17	0.68	3.13	47.3	2.9	33	4.94	41.7
M676524		0.69	<0.005	5.12	7.81	916	880	1.95	1.44	0.08	3.61	26.0	1.9	31	9.17	49.5
M676525		1.49	<0.005	3.26	7.91	603	1120	1.97	0.28	1.94	6.21	69.9	6.6	33	5.82	59.9
M676526		1.58	<0.005	3.97	7.92	1080	1010	1.93	1.98	0.77	3.86	40.0	3.2	24	6.52	53.9
M676527		1.02	<0.005	6.04	7.16	1225	1040	1.82	0.88	0.50	4.40	50.0	2.1	30	5.78	69.0
M676528		1.64	<0.005	4.25	7.25	905	1040	2.12	6.05	0.47	3.09	40.2	2.2	41	7.31	68.5
M676529		1.49	<0.005	6.91	7.21	1445	930	2.08	3.46	0.15	3.81	44.4	1.4	36	6.43	82.8
M676530		1.51	<0.005	8.57	7.89	4460	1170	1.90	2.55	0.13	4.25	38.1	0.6	16	7.74	66.8
M676531		1.26	<0.005	11.10	7.88	1795	1260	1.91	3.61	0.07	3.33	32.4	0.9	25	7.58	97.4
M676532		1.85	<0.005	4.55	7.27	1785	1110	1.94	0.62	0.08	4.64	34.0	0.7	26	7.94	78.0
M676533		1.39	<0.005	8.40	7.64	1555	1100	1.98	0.63	0.51	2.66	37.2	1.6	33	7.85	87.8
M676534		1.42	<0.005	6.92	7.42	1705	1020	2.24	0.71	0.07	3.96	34.7	1.2	20	7.72	108.0
M676535		1.85	<0.005	7.71	7.49	1605	1050	1.95	4.18	0.32	3.87	43.4	1.4	19	6.21	68.0
M676536		2.40	<0.005	10.60	7.11	1685	1080	1.85	1.63	0.18	4.47	44.0	1.5	26	6.35	92.1
M676537		1.52	<0.005	5.17	7.87	1260	1160	1.80	1.94	0.28	3.68	41.8	3.5	15	6.27	58.4
M676538		1.30	<0.005	10.35	7.04	2690	1000	1.43	0.48	0.66	4.48	34.5	2.1	15	6.35	59.5
M676539		3.57	<0.005	11.45	7.95	1705	1080	1.96	2.09	0.68	6.70	57.7	2.7	21	5.22	55.7
M676540		1.56	<0.005	4.99	7.61	1305	1350	1.75	0.53	0.11	2.50	33.0	1.0	33	9.37	60.9

***** See Appendix Page for comments regarding this certificate *****

ALS Canada Ltd.
2103 Dollarton Hwy
North Vancouver BC V7H 0A7
Phone: 604 984 0221 Fax: 604 984 0218 www.alsglobal.com

To: **SILVER RANGE RESOURCES LTD.**
C/O ARCHER, CATHRO & ASSOCIATES (1981) LIMITED
1016-510 W HASTINGS ST
VANCOUVER BC V6B 1L8

Finalized Date: 7-AUG-2012
Account: RANSIL

Project: Keg-XIII

CERTIFICATE OF ANALYSIS WH12168812

Sample Description	Method	ME-MS61	ME-MS61	ME-MS61	ME-MS61	ME-MS61	ME-MS61	ME-MS61	ME-MS61	ME-MS61	ME-MS61	ME-MS61	ME-MS61	ME-MS61	ME-MS61	ME-MS61
	Analyte	Fe	Ga	Ge	Hf	In	K	La	Li	Mg	Mn	Mo	Na	Nb	Ni	P
	Units	%	ppm	ppm	ppm	ppm	%	ppm	ppm	%	ppm	ppm	%	ppm	ppm	ppm
	LOR	0.01	0.05	0.05	0.1	0.005	0.01	0.5	0.2	0.01	5	0.05	0.01	0.1	0.2	10
M676501		2.71	17.50	0.10	1.9	0.072	2.19	35.5	43.7	1.56	283	3.36	0.06	9.5	63.2	660
M676502		2.34	19.15	0.11	2.0	0.030	2.80	40.1	38.3	1.08	151	3.45	0.10	10.2	40.7	810
M676503		2.25	19.10	0.10	1.9	0.026	2.94	39.2	43.2	1.07	170	3.83	0.11	10.1	39.9	730
M676504		1.98	18.95	0.09	1.8	0.029	2.77	39.6	46.2	1.10	183	3.11	0.08	9.7	35.9	680
M676505		3.17	18.55	0.11	1.9	0.029	2.44	24.4	30.6	1.03	160	3.00	0.12	8.8	22.5	580
M676506		2.43	18.10	0.09	1.5	0.030	2.30	30.1	41.0	1.13	168	5.64	0.09	8.3	45.6	670
M676507		4.11	19.85	0.15	1.7	0.173	2.75	24.1	31.6	0.93	206	4.21	0.09	11.2	8.7	630
M676508		2.66	19.05	0.14	2.0	0.038	2.54	36.5	40.9	1.38	237	3.29	0.33	10.0	27.7	700
M676509		2.97	19.95	0.12	1.8	0.041	3.06	27.5	33.8	0.99	165	3.48	0.14	9.6	17.2	560
M676510		3.04	19.30	0.14	1.8	0.056	2.13	37.8	28.4	1.02	148	3.17	0.15	10.7	11.8	610
M676511		3.03	19.50	0.15	1.8	0.087	2.44	31.0	28.6	1.11	175	3.28	0.13	10.6	18.1	540
M676512		3.03	21.0	0.13	2.0	0.036	2.27	33.5	33.3	1.06	169	3.18	0.35	10.3	13.1	550
M676513		2.60	21.1	0.14	2.2	0.053	2.49	31.3	31.5	0.89	195	2.81	0.31	11.3	15.3	450
M676514		2.72	20.0	0.15	1.9	0.098	2.18	30.7	35.0	0.94	216	3.76	0.32	10.8	16.5	510
M676515		3.55	19.05	0.19	2.3	0.202	2.03	30.8	28.6	0.82	229	5.81	0.36	10.5	14.1	670
M676516		3.71	19.70	0.19	2.6	0.111	2.59	23.4	19.8	0.74	179	12.25	0.18	11.8	4.3	890
M676517		2.67	18.35	0.15	2.3	0.074	2.33	24.8	24.8	0.65	150	4.33	0.25	10.3	7.8	500
M676518		2.34	20.6	0.17	2.7	0.033	1.67	36.5	31.8	0.84	230	1.99	0.45	12.2	5.7	570
M676519		2.92	14.35	0.16	2.0	0.044	2.05	18.2	20.3	0.67	116	5.47	0.11	8.2	7.6	580
M676520		4.73	16.35	0.37	2.3	0.087	2.53	30.9	23.6	0.62	163	3.26	0.29	10.0	3.1	460
M676521		6.26	22.0	0.20	2.8	0.139	3.06	23.2	23.3	0.68	189	3.10	0.08	12.9	7.1	490
M676522		4.18	19.60	0.19	2.7	0.098	2.74	21.7	20.8	0.60	218	3.69	0.14	12.0	6.2	590
M676523		2.76	18.55	0.11	2.3	0.046	2.46	25.8	24.0	0.77	192	5.03	0.30	10.3	9.8	590
M676524		2.96	20.3	0.12	2.8	0.058	3.17	13.2	21.6	0.59	177	3.53	0.07	12.6	3.0	400
M676525		3.38	20.7	0.20	2.6	0.038	2.56	35.5	33.3	0.87	275	2.69	0.52	12.7	3.5	560
M676526		3.44	21.1	0.15	2.7	0.062	2.89	20.8	22.4	0.81	221	3.09	0.33	12.0	4.9	490
M676527		3.46	18.60	0.18	2.5	0.061	2.67	26.2	23.5	0.65	165	3.16	0.26	11.2	4.6	630
M676528		3.02	19.75	0.14	2.5	0.043	2.83	21.9	23.1	0.62	151	5.10	0.15	10.9	4.8	450
M676529		3.62	19.95	0.19	2.4	0.099	2.56	23.8	21.0	0.70	152	5.57	0.15	10.8	4.6	650
M676530		3.57	19.85	0.20	2.6	0.104	2.94	20.0	18.6	0.61	125	2.35	0.08	11.9	2.2	380
M676531		3.28	20.2	0.16	2.7	0.075	3.07	17.1	17.8	0.55	106	3.97	0.08	11.8	7.4	490
M676532		3.43	18.30	0.14	2.6	0.063	3.11	18.5	17.1	0.55	116	4.17	0.06	11.1	4.1	400
M676533		3.61	18.60	0.14	2.6	0.042	3.12	20.7	18.3	0.55	156	7.11	0.09	11.2	4.7	430
M676534		3.93	18.75	0.17	2.7	0.073	3.25	18.8	15.5	0.56	140	3.00	0.09	10.9	3.1	640
M676535		3.56	19.10	0.17	2.7	0.065	2.73	23.7	15.3	0.66	116	2.48	0.22	11.7	5.8	570
M676536		3.58	18.30	0.18	2.5	0.120	2.73	23.8	19.1	0.58	115	6.84	0.12	10.6	7.4	550
M676537		3.20	19.45	0.11	2.9	0.063	2.96	23.1	23.5	0.69	232	2.59	0.16	11.3	6.8	480
M676538		3.53	16.40	0.16	2.8	0.206	2.97	18.7	23.3	0.54	176	2.95	0.22	9.9	2.7	310
M676539		3.91	20.2	0.23	2.7	0.058	2.45	34.2	25.2	0.85	162	2.97	0.39	10.7	12.1	550
M676540		2.50	19.75	0.14	2.8	0.027	3.46	16.7	26.9	0.63	101	3.35	0.08	11.4	15.3	390

***** See Appendix Page for comments regarding this certificate *****

ALS Canada Ltd.
2103 Dollarton Hwy
North Vancouver BC V7H 0A7
Phone: 604 984 0221 Fax: 604 984 0218 www.alsglobal.com

To: **SILVER RANGE RESOURCES LTD.**
C/O ARCHER, CATHRO & ASSOCIATES (1981) LIMITED
1016-510 W HASTINGS ST
VANCOUVER BC V6B 1L8

Finalized Date: 7-AUG-2012
Account: RANSIL

Project: Keg-XIII

CERTIFICATE OF ANALYSIS WH12168812

Sample Description	Method	ME-MS61	ME-MS61	ME-MS61	ME-MS61	ME-MS61	ME-MS61	ME-MS61	ME-MS61	ME-MS61	ME-MS61	ME-MS61	ME-MS61	ME-MS61	ME-MS61	ME-MS61
	Analyte	Pb	Rb	Re	S	Sb	Sc	Se	Sn	Sr	Ta	Te	Th	Ti	Tl	U
	Units	ppm	ppm	ppm	%	ppm	ppm	ppm	ppm	ppm	ppm	ppm	ppm	%	ppm	ppm
	LOR	0.5	0.1	0.002	0.01	0.05	0.1	1	0.2	0.2	0.05	0.05	0.2	0.005	0.02	0.1
M676501		103.5	121.0	<0.002	0.13	2.56	10.1	5	12.2	77.6	0.64	0.07	10.9	0.246	1.68	3.3
M676502		822	145.5	0.003	0.34	4.34	10.6	6	10.6	78.4	0.68	0.11	12.3	0.253	2.12	3.5
M676503		572	150.0	0.004	0.38	2.51	11.0	5	10.3	85.4	0.67	0.05	12.0	0.258	1.90	3.6
M676504		353	142.0	0.002	0.33	1.66	11.2	4	8.8	87.6	0.65	<0.05	11.7	0.258	1.77	3.4
M676505		179.0	140.5	0.002	0.39	25.4	12.9	9	14.4	69.1	0.63	0.06	11.4	0.239	1.67	2.9
M676506		288	116.5	0.003	0.37	10.70	10.5	5	9.1	76.3	0.56	0.08	11.5	0.230	1.59	3.8
M676507		1605	162.0	<0.002	0.18	28.1	10.6	20	27.4	49.6	0.76	0.16	12.5	0.293	2.31	3.5
M676508		463	128.5	0.002	0.63	4.96	13.4	5	9.5	128.0	0.71	0.13	12.9	0.272	1.65	3.6
M676509		710	191.5	0.002	0.25	39.0	13.2	8	22.9	76.3	0.72	0.06	13.5	0.260	2.46	3.2
M676510		546	158.5	<0.002	0.09	53.9	12.1	13	15.4	71.1	0.77	0.15	13.0	0.266	2.30	3.6
M676511		1055	176.0	0.002	0.09	77.8	12.9	16	52.1	70.1	0.74	0.21	11.8	0.275	2.46	3.7
M676512		306	160.0	<0.002	0.43	36.2	15.0	10	19.6	108.0	0.74	0.10	12.2	0.268	2.16	3.0
M676513		634	179.0	<0.002	0.27	89.5	15.9	11	22.7	107.0	0.83	0.15	13.4	0.288	2.52	3.6
M676514		445	142.0	<0.002	0.25	45.0	14.4	16	17.1	122.0	0.78	0.11	12.3	0.281	1.94	3.3
M676515		1030	138.0	<0.002	0.29	107.5	16.0	21	77.2	119.0	0.81	0.28	12.9	0.280	1.95	3.5
M676516		3460	230	<0.002	0.06	142.5	18.8	22	94.3	63.3	0.94	0.40	14.0	0.316	3.39	3.9
M676517		671	167.5	0.002	0.20	56.8	15.8	19	24.9	94.6	0.79	0.23	12.9	0.281	2.42	4.0
M676518		178.5	93.9	<0.002	0.62	14.75	19.9	10	16.2	224	0.93	0.15	13.9	0.321	1.94	4.0
M676519		1065	143.0	0.002	0.06	54.4	11.2	19	20.4	51.3	0.66	0.38	10.9	0.259	2.02	3.9
M676520		806	170.0	<0.002	0.55	97.6	15.2	64	22.4	98.3	0.86	4.28	15.3	0.289	2.94	3.6
M676521		1920	281	0.002	0.11	113.0	19.3	29	57.3	44.2	1.00	0.43	16.8	0.369	3.85	4.2
M676522		2350	238	<0.002	0.06	127.5	16.3	26	32.1	57.7	0.94	0.50	13.5	0.347	3.58	4.5
M676523		614	153.0	0.002	0.27	145.0	15.5	13	29.4	99.6	0.81	1.10	13.1	0.305	2.23	4.4
M676524		1165	270	0.002	0.03	262	16.1	16	29.7	27.4	0.97	0.28	12.8	0.361	3.79	3.0
M676525		486	148.5	0.002	0.89	46.3	18.1	12	12.9	209	0.95	0.12	14.3	0.339	2.42	3.7
M676526		937	212	0.002	0.37	142.5	19.3	14	34.3	97.3	0.91	0.43	14.2	0.346	2.86	3.7
M676527		959	196.5	<0.002	0.15	129.5	16.3	18	41.4	67.9	0.85	0.19	14.1	0.320	2.68	3.7
M676528		629	212	<0.002	0.24	66.4	15.3	14	20.4	72.9	0.85	0.57	13.4	0.304	3.01	4.5
M676529		1515	203	0.002	0.03	115.0	16.3	23	38.1	54.1	0.86	0.48	13.9	0.297	2.64	3.8
M676530		1115	254	<0.002	0.05	104.5	16.6	28	35.4	36.5	0.94	0.89	13.4	0.338	3.65	3.0
M676531		677	230	<0.002	0.02	656	17.9	21	44.0	42.5	0.93	0.64	13.8	0.328	3.41	4.3
M676532		820	267	0.002	0.02	709	17.6	13	49.3	34.5	0.86	0.14	14.8	0.327	3.62	4.1
M676533		818	251	0.002	0.25	245	16.3	13	46.5	68.9	0.87	0.12	13.4	0.327	3.31	4.3
M676534		1775	282	0.003	0.02	231	17.6	19	59.8	47.3	0.89	0.18	14.0	0.316	3.67	3.7
M676535		789	195.0	<0.002	0.13	148.5	18.0	19	50.3	66.3	0.94	0.97	14.4	0.332	2.72	4.1
M676536		1670	198.5	0.004	0.09	145.5	16.8	26	34.8	59.4	0.82	0.43	12.9	0.312	2.75	4.1
M676537		881	196.0	0.002	0.11	304	16.3	12	30.8	72.5	0.93	0.22	13.3	0.340	3.22	3.3
M676538		2200	237	0.004	0.37	425	14.4	32	46.4	84.5	0.81	0.16	13.8	0.307	3.63	3.2
M676539		985	143.0	0.003	0.19	505	16.8	36	20.1	129.5	0.88	0.38	13.9	0.337	2.75	3.3
M676540		510	229	0.005	0.05	502	15.4	9	17.5	58.1	0.88	0.15	13.1	0.329	3.37	3.7

***** See Appendix Page for comments regarding this certificate *****

ALS Canada Ltd.
2103 Dollarton Hwy
North Vancouver BC V7H 0A7
Phone: 604 984 0221 Fax: 604 984 0218 www.alsglobal.com

To: **SILVER RANGE RESOURCES LTD.**
C/O ARCHER, CATHRO & ASSOCIATES (1981) LIMITED
1016-510 W HASTINGS ST
VANCOUVER BC V6B 1L8

Finalized Date: 7-AUG-2012
Account: RANSIL

Project: Keg-XIII

CERTIFICATE OF ANALYSIS WH12168812

Sample Description	Method	ME-MS61	ME-MS61	ME-MS61	ME-MS61	ME-MS61	Sn-XRF05
	Analyte	V	W	Y	Zn	Zr	Sn
	Units	ppm	ppm	ppm	ppm	ppm	ppm
	LOR	1	0.1	0.1	2	0.5	5
M676501		221	1.1	11.5	112	75.1	14
M676502		215	1.6	12.4	97	77.5	14
M676503		252	1.2	14.9	160	73.8	14
M676504		230	2.8	14.4	112	70.2	13
M676505		184	2.0	12.3	229	71.2	13
M676506		378	1.0	12.7	125	60.4	12
M676507		187	1.9	7.6	142	61.8	29
M676508		183	1.2	17.2	143	73.7	9
M676509		150	1.3	11.2	87	66.7	20
M676510		166	1.1	8.8	154	66.5	15
M676511		206	1.4	9.9	99	64.4	48
M676512		154	1.5	12.8	92	72.9	18
M676513		134	1.4	13.1	115	77.0	25
M676514		193	1.3	13.4	101	70.2	19
M676515		117	1.3	16.9	205	82.4	76
M676516		93	1.4	10.8	116	90.8	90
M676517		248	1.3	16.4	136	80.7	27
M676518		284	1.5	25.9	218	96.8	16
M676519		337	1.1	11.4	118	64.3	25
M676520		147	1.1	15.9	148	73.6	28
M676521		226	1.9	10.7	238	99.8	53
M676522		174	1.7	10.7	149	95.1	29
M676523		364	1.3	16.5	144	85.7	25
M676524		138	2.0	8.0	96	99.2	23
M676525		136	1.6	23.9	511	95.0	16
M676526		114	1.8	11.9	240	95.8	31
M676527		162	1.9	12.5	153	89.0	37
M676528		300	1.5	11.4	97	90.3	18
M676529		179	1.7	10.9	122	85.3	31
M676530		79	1.6	8.1	116	89.5	36
M676531		186	1.6	9.7	147	96.1	27
M676532		166	1.8	9.0	146	94.4	32
M676533		272	1.6	11.8	166	91.7	37
M676534		128	2.2	9.8	158	92.8	53
M676535		200	1.7	12.7	170	95.1	45
M676536		295	1.6	10.1	194	88.7	26
M676537		89	1.8	9.4	254	71.1	27
M676538		107	2.4	9.9	302	70.2	38
M676539		94	1.6	15.1	258	69.2	7
M676540		149	1.6	6.9	136	77.7	<5

***** See Appendix Page for comments regarding this certificate *****

ALS Canada Ltd.
2103 Dollarton Hwy
North Vancouver BC V7H 0A7
Phone: 604 984 0221 Fax: 604 984 0218 www.alsglobal.com

To: **SILVER RANGE RESOURCES LTD.**
C/O ARCHER, CATHRO & ASSOCIATES (1981) LIMITED
1016-510 W HASTINGS ST
VANCOUVER BC V6B 1L8

Finalized Date: 7-AUG-2012
Account: RANSIL

Project: Keg-XIII

CERTIFICATE OF ANALYSIS WH12168812

Sample Description	Method	WEI-21	Au-AA24	ME-MS61	ME-MS61	ME-MS61	ME-MS61	ME-MS61	ME-MS61	ME-MS61	ME-MS61	ME-MS61	ME-MS61	ME-MS61	ME-MS61	ME-MS61
	Analyte	Recvd Wt.	Au	Ag	Al	As	Ba	Be	Bi	Ca	Cd	Ce	Co	Cr	Cs	Cu
	Units	kg	ppm	ppm	%	ppm	ppm	ppm	ppm	%	ppm	ppm	ppm	ppm	ppm	ppm
	LOR	0.02	0.005	0.01	0.01	0.2	10	0.05	0.01	0.01	0.02	0.01	0.1	1	0.05	0.2
M676541		1.14	<0.005	1.64	7.67	279	1280	1.89	0.89	1.25	2.05	58.1	3.6	32	6.87	34.4

***** See Appendix Page for comments regarding this certificate *****

ALS Canada Ltd.
2103 Dollarton Hwy
North Vancouver BC V7H 0A7
Phone: 604 984 0221 Fax: 604 984 0218 www.alsglobal.com

To: **SILVER RANGE RESOURCES LTD.**
C/O ARCHER, CATHRO & ASSOCIATES (1981) LIMITED
1016- 510 W HASTINGS ST
VANCOUVER BC V6B 1L8

Finalized Date: 7- AUG- 2012
Account: RANSIL

Project: Keg- XIII

CERTIFICATE OF ANALYSIS WH12168812

Sample Description	Method	ME-MS61	ME-MS61	ME-MS61	ME-MS61	ME-MS61	ME-MS61	ME-MS61	ME-MS61	ME-MS61	ME-MS61	ME-MS61	ME-MS61	ME-MS61	ME-MS61	ME-MS61
	Analyte	Fe	Ga	Ge	Hf	In	K	La	Li	Mg	Mn	Mo	Na	Nb	Ni	P
	Units	%	ppm	ppm	ppm	ppm	%	ppm	ppm	%	ppm	ppm	%	ppm	ppm	ppm
	LOR	0.01	0.05	0.05	0.1	0.005	0.01	0.5	0.2	0.01	5	0.05	0.01	0.1	0.2	10
M676541		2.51	19.85	0.14	2.7	0.035	3.22	30.9	32.3	0.73	169	2.09	0.29	11.5	13.2	420

***** See Appendix Page for comments regarding this certificate *****

ALS Canada Ltd.
2103 Dollarton Hwy
North Vancouver BC V7H 0A7
Phone: 604 984 0221 Fax: 604 984 0218 www.alsglobal.com

To: **SILVER RANGE RESOURCES LTD.**
C/O ARCHER, CATHRO & ASSOCIATES (1981) LIMITED
1016- 510 W HASTINGS ST
VANCOUVER BC V6B 1L8

Finalized Date: 7- AUG- 2012
Account: RANSIL

Project: Keg- XIII

CERTIFICATE OF ANALYSIS WH12168812

Sample Description	Method	ME-MS61	ME-MS61	ME-MS61	ME-MS61	ME-MS61	ME-MS61	ME-MS61	ME-MS61	ME-MS61	ME-MS61	ME-MS61	ME-MS61	ME-MS61	ME-MS61	ME-MS61
	Analyte	Pb	Rb	Re	S	Sb	Sc	Se	Sn	Sr	Ta	Te	Th	Ti	Tl	U
	Units	ppm	ppm	ppm	%	ppm	ppm	ppm	ppm	ppm	ppm	ppm	ppm	%	ppm	ppm
	LOR	0.5	0.1	0.002	0.01	0.05	0.1	1	0.2	0.2	0.05	0.05	0.2	0.005	0.02	0.1
M676541		211	168.0	0.002	0.70	113.5	15.1	9	9.6	151.5	0.85	0.16	13.1	0.342	2.45	3.4

***** See Appendix Page for comments regarding this certificate *****

ALS Canada Ltd.
2103 Dollarton Hwy
North Vancouver BC V7H 0A7
Phone: 604 984 0221 Fax: 604 984 0218 www.alsglobal.com

To: **SILVER RANGE RESOURCES LTD.**
C/O ARCHER, CATHRO & ASSOCIATES (1981) LIMITED
1016-510 W HASTINGS ST
VANCOUVER BC V6B 1L8

Finalized Date: 7-AUG-2012
Account: RANSIL

Project: Keg-XIII

CERTIFICATE OF ANALYSIS WH12168812

Sample Description	Method	ME-MS61	ME-MS61	ME-MS61	ME-MS61	ME-MS61	Sn-XRF05
	Analyte	V	W	Y	Zn	Zr	Sn
	Units	ppm	ppm	ppm	ppm	ppm	ppm
	LOR	1	0.1	0.1	2	0.5	5
M676541		134	1.3	14.8	211	77.1	10

***** See Appendix Page for comments regarding this certificate *****

ALS Canada Ltd.
2103 Dollarton Hwy
North Vancouver BC V7H 0A7
Phone: 604 984 0221 Fax: 604 984 0218 www.alsglobal.com

To: **SILVER RANGE RESOURCES LTD.**
C/O ARCHER, CATHRO & ASSOCIATES (1981) LIMITED
1016-510 W HASTINGS ST
VANCOUVER BC V6B 1L8

Finalized Date: 7-AUG-2012
Account: RANSIL

Project: Keg-XIII

CERTIFICATE OF ANALYSIS WH12168812

Method	CERTIFICATE COMMENTS
ME-MS61	REE's may not be totally soluble in this method.

ALS Canada Ltd.

2103 Dollarton Hwy
North Vancouver BC V7H 0A7
Phone: 604 984 0221 Fax: 604 984 0218 www.alsglobal.com

To: **SILVER RANGE RESOURCES LTD.**
C/O ARCHER, CATHRO & ASSOCIATES (1981) LIMITED
1016-510 W HASTINGS ST
VANCOUVER BC V6B 1L8

Finalized Date: 5-AUG-2012
Account: RANSIL

CERTIFICATE WH12168813

Project: Keg-Main-Group 2

P.O. No.: Batch 48

This report is for 36 Drill Core samples submitted to our lab in Whitehorse, YT, Canada on 20-JUL-2012.

The following have access to data associated with this certificate:

MATT DUMALA	JOAN MARIACHER	

SAMPLE PREPARATION

ALS CODE	DESCRIPTION
WEI-21	Received Sample Weight
LOG-22	Sample login - Rcd w/o BarCode
CRU-31	Fine crushing - 70%<2mm
CRU-QC	Crushing QC Test
SPL-21	Split sample - riffle splitter
PUL-QC	Pulverizing QC Test
PUL-31	Pulverize split to 85%<75 um
LOG-22d	Sample login - Rcd w/o BarCode dup
SPL-21d	Split sample - duplicate
PUL-31d	Pulverize Split - duplicate
LOG-23	Pulp Login - Rcvd with Barcode

ANALYTICAL PROCEDURES

ALS CODE	DESCRIPTION	INSTRUMENT
Au-AA24	Au 50g FA AA finish	AAS
ME-OG62	Ore Grade Elements - Four Acid	ICP-AES
Sn-XRF05	Sn-Trace Level XRF Analysis	XRF
ME-MS61	48 element four acid ICP-MS	
Ag-OG62	Ore Grade Ag - Four Acid	VARIABLE
Pb-OG62	Ore Grade Pb - Four Acid	VARIABLE
Zn-OG62	Ore Grade Zn - Four Acid	VARIABLE

To: **SILVER RANGE RESOURCES LTD.**
ATTN: JOAN MARIACHER
C/O ARCHER, CATHRO & ASSOCIATES (1981) LIMITED
1016-510 W HASTINGS ST
VANCOUVER BC V6B 1L8

This is the Final Report and supersedes any preliminary report with this certificate number. Results apply to samples as submitted. All pages of this report have been checked and approved for release.

***** See Appendix Page for comments regarding this certificate *****

Signature: 

Colin Ramshaw, Vancouver Laboratory Manager

ALS Canada Ltd.
2103 Dollarton Hwy
North Vancouver BC V7H 0A7
Phone: 604 984 0221 Fax: 604 984 0218 www.alsglobal.com

To: **SILVER RANGE RESOURCES LTD.**
C/O ARCHER, CATHRO & ASSOCIATES (1981) LIMITED
1016-510 W HASTINGS ST
VANCOUVER BC V6B 1L8

Finalized Date: 5-AUG-2012
Account: RANSIL

Project: Keg-Main-Group 2

CERTIFICATE OF ANALYSIS WH12168813

Sample Description	Method	WEI-21	Au-AA24	Sn-XRF05	ME-MS61	ME-MS61	ME-MS61	ME-MS61	ME-MS61	ME-MS61	ME-MS61	ME-MS61	ME-MS61	ME-MS61	ME-MS61	ME-MS61
	Analyte	Recvd Wt.	Au	Sn	Ag	Al	As	Ba	Be	Bi	Ca	Cd	Ce	Co	Cr	Cs
	Units	kg	ppm	ppm	ppm	%	ppm	ppm	ppm	ppm	%	ppm	ppm	ppm	ppm	ppm
	LOR	0.02	0.005	5	0.01	0.01	0.2	10	0.05	0.01	0.01	0.02	0.01	0.1	1	0.05
K286802		8.62	<0.005	9	0.28	4.92	19.3	910	1.73	5.79	1.27	6.00	50.0	20.4	63	9.96
K286803		8.58	<0.005	12	0.31	4.86	3.4	910	1.79	5.86	1.37	2.06	52.3	20.2	61	9.09
K286804		8.59	<0.005	7	0.21	4.61	2.9	980	1.64	6.13	1.42	4.18	49.2	15.7	59	8.78
K286805		6.60	0.005	15	0.50	4.70	5.2	1530	1.71	15.55	1.81	1.86	52.4	20.8	56	10.30
K286806		3.06	<0.005	49	0.50	4.77	3.8	760	1.64	5.34	2.62	0.09	47.8	20.0	53	5.66
K286807		5.52	<0.005	188	>100	3.61	26.6	640	1.42	29.7	3.41	526	46.2	46.0	69	2.29
K286808		3.07	<0.005	<5	0.09	0.06	<5	20	0.06	0.05	21.4	0.37	1.13	1.4	2	0.15
K286809		5.08	<0.005	39	12.35	4.94	3.8	870	1.92	16.35	3.42	42.0	54.6	12.9	102	6.36
K286810		3.43	0.008	246	>100	3.73	8.1	490	1.72	46.7	2.55	727	33.8	37.0	77	5.86
K286811		7.56	<0.005	47	3.40	4.73	8.9	1190	1.38	8.26	5.52	43.4	55.0	8.0	83	5.80
K286812		3.77	0.007	59	24.4	4.14	7.6	700	1.25	76.6	5.37	108.0	45.0	11.2	66	3.74
K286813		8.74	0.009	22	0.95	5.20	849	670	1.72	4.62	3.22	4.62	54.5	14.0	85	8.61
K286814		0.26	0.008	176	39.6	4.02	395	780	1.09	133.5	7.08	174.0	41.6	9.2	66	5.81
K286815		8.55	0.012	16	0.41	5.21	5.0	730	1.72	5.68	2.51	1.98	57.4	12.1	81	9.85
K286816		9.00	<0.005	13	0.30	5.29	14.8	980	1.84	2.74	2.03	2.69	54.6	16.3	88	10.50
K286817		8.71	<0.005	15	0.53	4.54	14.0	700	1.52	5.93	3.73	4.26	50.5	15.5	69	8.68
K286818		8.55	0.005	11	1.70	5.50	12.9	540	1.96	5.94	2.38	2.74	54.8	22.5	89	13.35
K286819		9.04	0.008	12	0.49	4.84	24.7	560	1.73	7.72	2.77	0.71	53.3	21.7	72	10.70
K286820		<0.02	0.008	11	0.43	4.86	20.5	560	1.73	7.31	2.79	0.73	55.1	22.4	74	10.80
K286821		6.78	<0.005	22	0.92	4.60	7.0	540	1.65	7.33	3.67	2.79	50.1	22.7	87	7.34
K286822		8.71	0.005	30	0.83	4.84	7.6	630	1.62	3.95	2.84	11.40	51.8	24.0	87	10.40
K286823		8.59	0.005	9	0.48	5.13	936	620	1.77	6.99	2.69	1.79	54.3	21.3	88	10.05
K286824		9.18	<0.005	20	1.55	5.19	5.3	690	1.67	10.65	3.33	4.64	61.6	17.4	59	6.34
K286825		0.26	<0.005	170	15.85	4.34	138.5	1440	1.22	52.4	8.04	57.7	46.5	7.7	64	5.49
K286826		9.50	<0.005	9	0.31	5.90	18.4	730	2.08	6.29	2.44	2.49	60.2	19.7	64	13.15
K286827		8.74	<0.005	13	0.24	5.97	99.2	1110	1.96	8.11	2.92	1.95	62.0	17.5	63	12.55
K286828		8.65	<0.005	27	0.30	5.97	8.8	1090	2.04	6.96	4.20	1.41	60.4	16.0	60	12.90
K286829		9.03	<0.005	23	0.21	6.33	4.8	1290	2.22	4.30	2.94	0.68	59.7	14.5	74	12.70
K286830		3.07	<0.005	<5	0.06	0.07	<5	20	0.05	0.08	20.9	0.07	1.12	1.6	1	0.34
K286831		8.54	<0.005	12	0.12	6.64	3.2	820	2.34	2.09	2.40	0.55	65.8	16.4	76	13.40
K286832		8.19	<0.005	33	0.75	6.09	112.5	1420	2.02	8.34	2.62	0.97	59.1	14.3	74	13.30
K286833		8.50	<0.005	29	0.69	5.66	17.2	1280	1.84	8.14	2.96	0.44	56.1	14.6	63	11.20
K286834		8.01	0.006	128	4.54	5.41	784	1100	1.44	27.1	2.44	3.42	48.5	16.8	59	15.15
K286835		8.37	<0.005	48	0.52	5.02	172.0	1870	1.93	11.45	2.03	4.51	48.2	14.0	75	12.45
K286836		3.46	<0.005	57	0.39	5.33	281	2130	2.03	3.69	1.95	4.26	49.5	14.1	80	13.65
K286837		9.26	0.012	92	1.40	4.97	9.3	960	1.57	37.1	1.67	1.31	47.5	14.2	72	11.80

***** See Appendix Page for comments regarding this certificate *****

ALS Canada Ltd.
2103 Dollarton Hwy
North Vancouver BC V7H 0A7
Phone: 604 984 0221 Fax: 604 984 0218 www.alsglobal.com

To: **SILVER RANGE RESOURCES LTD.**
C/O ARCHER, CATHRO & ASSOCIATES (1981) LIMITED
1016-510 W HASTINGS ST
VANCOUVER BC V6B 1L8

Finalized Date: 5-AUG-2012
Account: RANSIL

Project: Keg-Main-Group 2

CERTIFICATE OF ANALYSIS WH12168813

Sample Description	Method	ME-MS61	ME-MS61	ME-MS61	ME-MS61	ME-MS61	ME-MS61	ME-MS61	ME-MS61	ME-MS61	ME-MS61	ME-MS61	ME-MS61	ME-MS61	ME-MS61	ME-MS61
	Analyte	Cu	Fe	Ga	Ge	Hf	In	K	La	Li	Mg	Mn	Mo	Na	Nb	Ni
	Units	ppm	%	ppm	ppm	ppm	ppm	%	ppm	ppm	%	ppm	ppm	%	ppm	ppm
	LOR	0.2	0.01	0.05	0.05	0.1	0.005	0.01	0.5	0.2	0.01	5	0.05	0.01	0.1	0.2
K286802		201	2.95	13.20	0.22	1.9	0.078	2.76	28.2	45.3	0.93	110	25.9	0.57	9.1	66.8
K286803		213	3.20	13.15	0.24	1.8	0.032	2.69	29.2	46.2	0.96	96	27.2	0.66	8.9	60.1
K286804		171.5	2.69	12.85	0.23	1.7	0.064	2.39	27.1	41.9	1.02	100	23.7	0.57	8.3	55.4
K286805		333	3.43	12.80	0.26	1.8	0.038	2.43	28.3	55.7	1.22	111	20.5	0.35	9.0	54.4
K286806		496	4.31	13.00	0.26	1.8	<0.005	1.25	25.0	36.5	0.79	90	25.5	0.30	9.8	52.0
K286807		1145	11.50	9.98	1.14	1.2	6.65	0.52	24.4	7.9	1.17	318	6.95	0.23	5.9	92.2
K286808		4.0	0.45	0.25	0.06	<0.1	0.008	0.02	0.6	1.0	12.45	209	0.11	<0.01	0.3	<0.2
K286809		211	3.43	14.40	0.27	1.8	0.511	1.89	29.9	34.0	2.05	232	8.17	0.54	8.3	62.9
K286810		929	12.10	11.80	1.77	1.2	13.45	1.20	17.4	30.0	1.41	332	6.25	0.31	6.1	100.0
K286811		314	3.78	11.00	0.22	1.7	0.901	2.01	29.5	10.0	3.75	528	5.28	0.40	7.8	33.8
K286812		501	4.93	12.50	0.26	1.3	2.08	2.04	25.4	12.5	4.41	597	1.14	0.35	7.2	33.9
K286813		222	3.16	15.05	0.21	1.8	0.114	2.09	29.6	43.1	2.34	305	3.08	0.57	9.3	78.3
K286814		1065	4.95	11.25	0.36	1.2	9.87	1.63	23.1	37.2	2.16	1820	11.90	0.20	7.3	41.5
K286815		183.0	2.70	15.20	0.18	1.9	0.054	2.25	30.2	52.7	1.84	247	0.62	0.65	10.0	51.1
K286816		233	3.10	15.45	0.22	2.0	0.064	2.81	29.4	63.0	1.61	186	32.6	0.52	8.4	85.9
K286817		305	3.38	13.00	0.20	1.7	0.167	1.94	28.1	40.2	2.39	444	25.3	0.39	7.9	62.4
K286818		214	3.20	16.20	0.22	1.9	0.056	2.34	29.9	53.8	1.93	352	5.22	0.61	9.9	70.6
K286819		267	3.12	14.00	0.21	1.7	0.045	2.00	28.4	42.1	1.97	423	4.99	0.46	8.2	58.9
K286820		271	3.17	14.15	0.21	1.7	0.044	2.02	29.2	42.5	1.97	423	5.04	0.47	8.1	59.7
K286821		415	3.55	13.70	0.22	1.8	0.098	1.63	28.1	30.2	2.43	517	18.65	0.41	7.8	75.6
K286822		418	3.73	13.95	0.22	1.6	0.587	2.12	28.7	39.1	2.02	405	9.51	0.42	8.4	70.6
K286823		431	3.87	14.95	0.23	2.0	0.061	2.23	28.6	44.2	1.87	553	22.1	0.52	9.4	82.4
K286824		412	3.75	14.50	0.23	2.0	0.090	2.02	33.3	27.9	2.11	505	13.80	0.67	10.4	62.2
K286825		762	3.22	11.30	0.23	1.5	2.43	1.85	25.2	38.9	2.18	1680	13.35	0.24	7.9	43.6
K286826		406	3.91	17.00	0.23	2.2	0.061	2.52	33.9	39.1	1.73	240	35.7	0.76	11.7	59.0
K286827		405	3.74	17.00	0.25	2.0	0.075	2.87	34.1	49.7	1.90	328	41.7	0.50	11.1	56.0
K286828		434	3.48	15.95	0.23	1.9	0.084	2.36	33.6	56.9	2.18	385	7.11	0.40	10.9	38.7
K286829		326	3.04	17.05	0.22	2.0	0.030	2.92	31.9	66.0	1.93	354	2.27	0.43	11.2	37.0
K286830		5.1	0.44	0.30	0.06	<0.1	<0.005	0.03	0.6	1.2	12.50	210	0.12	<0.01	0.4	<0.2
K286831		315	3.17	18.20	0.20	2.1	0.034	3.11	36.5	76.0	1.73	273	15.60	0.57	11.0	49.6
K286832		486	3.20	16.45	0.21	2.1	0.042	3.08	31.8	91.6	1.50	198	19.00	0.33	9.9	45.4
K286833		555	3.52	15.75	0.23	1.9	0.034	2.69	30.1	91.9	2.00	287	3.40	0.23	10.5	38.0
K286834		1965	3.67	14.60	0.24	1.7	0.893	3.74	24.4	110.0	2.03	282	2.31	0.18	10.4	40.8
K286835		415	2.86	14.95	0.20	2.0	0.114	2.91	25.5	88.5	1.76	203	26.3	0.30	7.9	66.6
K286836		350	2.77	16.15	0.21	2.0	0.110	3.30	26.4	92.4	1.75	208	26.9	0.33	8.6	63.8
K286837		720	3.66	14.60	0.25	1.6	0.252	3.69	23.7	92.2	2.12	240	7.92	0.19	8.1	66.0

***** See Appendix Page for comments regarding this certificate *****

ALS Canada Ltd.
2103 Dollarton Hwy
North Vancouver BC V7H 0A7
Phone: 604 984 0221 Fax: 604 984 0218 www.alsglobal.com

To: **SILVER RANGE RESOURCES LTD.**
C/O ARCHER, CATHRO & ASSOCIATES (1981) LIMITED
1016-510 W HASTINGS ST
VANCOUVER BC V6B 1L8

Finalized Date: 5-AUG-2012
Account: RANSIL

Project: Keg-Main-Group 2

CERTIFICATE OF ANALYSIS WH12168813

Sample Description	Method	ME-MS61	ME-MS61	ME-MS61	ME-MS61	ME-MS61	ME-MS61	ME-MS61	ME-MS61	ME-MS61	ME-MS61	ME-MS61	ME-MS61	ME-MS61	ME-MS61	ME-MS61
	Analyte	P	Pb	Rb	Re	S	Sb	Sc	Se	Sn	Sr	Ta	Te	Th	Ti	Tl
	Units	ppm	ppm	ppm	ppm	%	ppm	ppm	ppm	ppm	ppm	ppm	ppm	ppm	%	ppm
	LOR	10	0.5	0.1	0.002	0.01	0.05	0.1	1	0.2	0.2	0.05	0.05	0.2	0.005	0.02
K286802		1260	13.0	173.5	0.061	1.48	2.17	11.2	9	8.3	150.0	0.66	0.15	7.9	0.291	1.89
K286803		1100	11.6	166.0	0.039	1.64	1.53	11.3	9	7.8	154.0	0.62	0.14	7.8	0.279	1.80
K286804		970	5.6	155.0	0.050	1.33	1.34	10.7	7	3.9	159.0	0.63	0.13	7.6	0.275	1.71
K286805		1240	9.0	177.5	0.033	1.77	2.71	11.2	10	12.5	201	0.64	0.23	7.6	0.280	1.83
K286806		810	10.1	100.0	0.038	2.28	1.75	9.6	12	44.0	269	0.69	0.13	7.3	0.303	0.84
K286807		1870	>10000	32.1	0.013	8.04	119.5	8.5	268	131.0	208	0.47	4.74	4.4	0.216	0.56
K286808		210	24.9	1.2	<0.002	0.01	0.10	0.3	1	0.2	47.1	<0.05	<0.05	<0.2	<0.005	<0.02
K286809		1940	3030	129.5	0.014	1.86	6.86	12.8	29	36.7	210	0.63	0.41	7.4	0.291	1.18
K286810		1260	>10000	95.7	0.012	8.64	218	9.4	464	185.0	157.5	0.46	10.60	4.3	0.220	1.00
K286811		1700	817	92.2	0.014	1.91	4.27	10.3	12	40.3	205	0.63	0.13	6.4	0.292	0.95
K286812		1060	4050	98.3	0.004	2.68	4.77	8.9	32	46.6	183.0	0.55	0.41	5.5	0.251	1.21
K286813		980	79.9	143.0	0.011	1.50	3.68	14.0	11	16.6	156.0	0.66	0.14	7.9	0.292	1.39
K286814		1160	2620	84.3	0.013	2.62	11.85	7.7	60	150.0	187.0	0.55	0.55	5.3	0.245	0.82
K286815		570	46.6	152.5	0.005	1.15	1.88	14.3	7	12.1	164.0	0.73	0.19	8.6	0.324	1.59
K286816		1120	17.2	184.5	0.051	1.52	1.87	15.0	9	10.0	168.5	0.63	0.13	7.9	0.285	1.97
K286817		1180	19.0	127.5	0.053	1.73	3.84	12.6	10	13.1	147.0	0.57	0.15	6.7	0.254	1.29
K286818		920	103.0	159.5	0.020	1.44	5.11	15.2	10	6.9	163.0	0.70	0.15	8.1	0.309	1.75
K286819		1150	15.7	144.5	0.006	1.49	1.94	14.9	7	11.8	161.5	0.60	0.16	6.8	0.273	1.52
K286820		1170	14.4	144.0	0.006	1.51	1.88	15.0	7	11.9	162.0	0.61	0.16	6.9	0.279	1.54
K286821		2020	37.9	113.5	0.041	1.86	1.63	13.0	11	15.9	139.5	0.56	0.12	6.5	0.259	1.16
K286822		1590	29.9	142.0	0.019	1.87	1.27	13.6	10	22.6	149.0	0.59	0.13	6.8	0.266	1.56
K286823		1230	13.2	151.5	0.041	2.07	1.97	14.5	12	8.1	143.0	0.65	0.16	7.4	0.285	1.63
K286824		1280	63.3	119.5	0.019	2.02	1.81	13.0	10	17.5	155.0	0.75	0.11	8.5	0.324	1.25
K286825		1130	1010	92.0	0.017	1.05	8.02	8.8	26	147.5	206	0.64	0.26	6.5	0.280	0.89
K286826		1230	8.8	185.5	0.034	1.94	0.97	14.5	10	6.3	162.5	0.78	0.12	8.8	0.339	2.02
K286827		2010	8.7	194.0	0.026	1.82	19.00	14.7	12	10.6	192.5	0.77	0.14	9.0	0.348	2.01
K286828		1700	8.4	174.5	0.010	1.74	5.34	13.8	10	24.9	204	0.81	0.07	8.9	0.347	1.92
K286829		1530	10.3	201	0.009	1.38	1.93	15.3	7	21.2	230	0.83	0.07	9.9	0.367	2.25
K286830		160	<0.5	2.5	<0.002	0.02	0.13	0.3	1	<0.2	46.8	<0.05	<0.05	<0.2	<0.005	<0.02
K286831		1790	9.3	218	0.016	1.44	1.50	16.3	8	9.6	206	0.80	0.05	9.8	0.353	2.34
K286832		1590	13.7	236	0.026	1.53	3.33	14.7	10	31.2	213	0.79	0.08	9.4	0.329	2.56
K286833		1480	7.4	208	0.008	1.76	2.48	13.7	13	26.8	216	0.78	0.07	8.6	0.339	1.99
K286834		1450	15.1	259	0.008	1.88	6.32	12.9	16	126.5	134.5	0.76	0.19	7.8	0.334	2.42
K286835		580	10.3	207	0.043	1.30	2.33	15.8	8	46.2	193.0	0.63	0.13	7.8	0.276	2.17
K286836		610	9.6	235	0.039	1.23	2.06	17.1	8	52.2	194.0	0.66	0.08	8.1	0.292	2.35
K286837		610	8.7	257	0.025	1.53	2.75	15.5	13	81.6	148.5	0.66	0.27	7.1	0.284	2.55

***** See Appendix Page for comments regarding this certificate *****

ALS Canada Ltd.
2103 Dollarton Hwy
North Vancouver BC V7H 0A7
Phone: 604 984 0221 Fax: 604 984 0218 www.alsglobal.com

To: **SILVER RANGE RESOURCES LTD.**
C/O ARCHER, CATHRO & ASSOCIATES (1981) LIMITED
1016-510 W HASTINGS ST
VANCOUVER BC V6B 1L8

Finalized Date: 5-AUG-2012
Account: RANSIL

Project: Keg-Main-Group 2

CERTIFICATE OF ANALYSIS WH12168813

Sample Description	Method	ME-MS61	ME-MS61	ME-MS61	ME-MS61	ME-MS61	ME-MS61	Ag-OG62	Pb-OG62	Zn-OG62
	Analyte	U	V	W	Y	Zn	Zr	Ag	Pb	Zn
	Units	ppm	ppm	ppm	ppm	ppm	ppm	ppm	%	%
	LOR	0.1	1	0.1	0.1	2	0.5	1	0.001	0.001
K286802		9.0	684	2.1	22.4	377	80.2			
K286803		8.5	433	2.5	22.9	142	84.2			
K286804		8.2	508	2.6	20.9	311	73.0			
K286805		7.1	332	7.1	27.8	146	75.6			
K286806		8.1	188	9.9	27.2	23	73.7			
K286807		2.4	114	1.2	28.5	>10000	46.9	117	4.58	2.85
K286808		0.4	3	0.1	0.8	38	<0.5			
K286809		3.9	162	1.6	35.4	1960	74.0			
K286810		2.0	144	1.6	23.0	>10000	50.0	200	7.65	3.61
K286811		2.5	147	7.7	25.3	2270	54.1			
K286812		1.9	83	3.8	25.5	5040	50.4			
K286813		2.9	130	2.9	32.5	265	73.6			
K286814		3.1	120	2.7	23.6	8040	46.9			
K286815		2.2	98	3.1	29.5	116	74.4			
K286816		9.2	563	1.7	32.2	244	88.4			
K286817		7.2	323	8.0	32.7	259	75.3			
K286818		3.5	223	2.6	29.3	140	77.2			
K286819		3.2	137	3.8	30.9	61	72.8			
K286820		3.2	139	4.1	30.3	63	72.3			
K286821		8.7	265	3.3	34.6	161	78.1			
K286822		4.5	178	11.5	30.1	472	70.7			
K286823		8.6	257	2.7	32.0	153	85.0			
K286824		7.6	136	5.3	36.1	177	80.5			
K286825		3.5	133	2.9	25.3	3110	52.0			
K286826		8.6	282	2.2	34.8	174	97.4			
K286827		9.1	377	4.9	36.2	167	80.6			
K286828		3.9	194	2.4	31.8	108	72.6			
K286829		3.6	222	2.9	26.7	85	74.3			
K286830		0.6	3	0.1	0.7	17	<0.5			
K286831		5.2	279	2.1	29.2	73	80.7			
K286832		6.5	308	4.0	25.8	83	74.8			
K286833		3.6	217	5.7	27.7	46	69.2			
K286834		3.6	194	7.9	28.2	156	64.8			
K286835		6.8	294	4.2	24.7	267	79.2			
K286836		6.7	283	2.9	25.8	246	84.5			
K286837		3.0	179	4.6	26.7	85	63.5			

***** See Appendix Page for comments regarding this certificate *****

ALS Canada Ltd.
2103 Dollarton Hwy
North Vancouver BC V7H 0A7
Phone: 604 984 0221 Fax: 604 984 0218 www.alsglobal.com

To: **SILVER RANGE RESOURCES LTD.**
C/O ARCHER, CATHRO & ASSOCIATES (1981) LIMITED
1016-510 W HASTINGS ST
VANCOUVER BC V6B 1L8

Finalized Date: 5-AUG-2012
Account: RANSIL

Project: Keg-Main-Group 2

CERTIFICATE OF ANALYSIS WH12168813

Method	CERTIFICATE COMMENTS
ME-MS61	Interference: Ca>10% on ICP-MS As, ICP-AES results shown.
ME-MS61	REE's may not be totally soluble in this method.

ALS Canada Ltd.

2103 Dollarton Hwy
North Vancouver BC V7H 0A7
Phone: 604 984 0221 Fax: 604 984 0218 www.alsglobal.com

To: **SILVER RANGE RESOURCES LTD.**
C/O ARCHER, CATHRO & ASSOCIATES (1981) LIMITED
1016-510 W HASTINGS ST
VANCOUVER BC V6B 1L8

Finalized Date: 7-AUG-2012
Account: RANSIL

CERTIFICATE WH12168814

Project: Keg-Main-Group 1

P.O. No.: Batch 49

This report is for 36 Drill Core samples submitted to our lab in Whitehorse, YT, Canada on 20-JUL-2012.

The following have access to data associated with this certificate:

MATT DUMALA	JOAN MARIACHER	

SAMPLE PREPARATION

ALS CODE	DESCRIPTION
WEI-21	Received Sample Weight
LOG-22	Sample login - Rcd w/o BarCode
CRU-31	Fine crushing - 70%<2mm
CRU-QC	Crushing QC Test
SPL-21	Split sample - riffle splitter
PUL-QC	Pulverizing QC Test
PUL-31	Pulverize split to 85%<75 um
LOG-22d	Sample login - Rcd w/o BarCode dup
SPL-21d	Split sample - duplicate
PUL-31d	Pulverize Split - duplicate
LOG-23	Pulp Login - Rcvd with Barcode

ANALYTICAL PROCEDURES

ALS CODE	DESCRIPTION	INSTRUMENT
Au-AA24	Au 50g FA AA finish	AAS
ME-OG62	Ore Grade Elements - Four Acid	ICP-AES
Sn-XRF05	Sn-Trace Level XRF Analysis	XRF
ME-MS61	48 element four acid ICP-MS	
Ag-OG62	Ore Grade Ag - Four Acid	VARIABLE
Zn-OG62	Ore Grade Zn - Four Acid	VARIABLE

To: **SILVER RANGE RESOURCES LTD.**
ATTN: JOAN MARIACHER
C/O ARCHER, CATHRO & ASSOCIATES (1981) LIMITED
1016-510 W HASTINGS ST
VANCOUVER BC V6B 1L8

This is the Final Report and supersedes any preliminary report with this certificate number. Results apply to samples as submitted. All pages of this report have been checked and approved for release.

***** See Appendix Page for comments regarding this certificate *****

Signature: 

Colin Ramshaw, Vancouver Laboratory Manager

ALS Canada Ltd.
2103 Dollarton Hwy
North Vancouver BC V7H 0A7
Phone: 604 984 0221 Fax: 604 984 0218 www.alsglobal.com

To: **SILVER RANGE RESOURCES LTD.**
C/O ARCHER, CATHRO & ASSOCIATES (1981) LIMITED
1016-510 W HASTINGS ST
VANCOUVER BC V6B 1L8

Finalized Date: 7-AUG-2012
Account: RANSIL

Project: Keg-Main-Group 1

CERTIFICATE OF ANALYSIS WH12168814

Sample Description	Method	WEI-21	Au-AA24	Sn-XRF05	ME-MS61	ME-MS61	ME-MS61	ME-MS61	ME-MS61	ME-MS61	ME-MS61	ME-MS61	ME-MS61	ME-MS61	ME-MS61	ME-MS61
	Analyte	Recvd Wt.	Au	Sn	Ag	Al	As	Ba	Be	Bi	Ca	Cd	Ce	Co	Cr	Cs
	Units	kg	ppm	ppm	ppm	%	ppm	ppm	ppm	ppm	%	ppm	ppm	ppm	ppm	ppm
	LOR	0.02	0.005	5	0.01	0.01	0.2	10	0.05	0.01	0.01	0.02	0.01	0.1	1	0.05
K284844		6.90	<0.005	26	0.36	5.25	27	630	1.12	0.19	10.85	1.94	45.0	8.9	56	9.48
K284845		7.02	<0.005	23	5.26	4.37	67	850	0.93	10.15	10.15	6.54	46.7	6.6	53	11.65
K284846		5.86	<0.005	20	1.10	3.91	27.0	670	0.87	1.84	7.82	3.29	41.1	6.4	57	7.29
K284847		6.79	<0.005	12	2.25	2.26	47	380	0.50	8.82	15.40	3.06	30.7	3.5	29	4.54
K284848		<0.02	<0.005	12	2.06	2.40	52	400	0.53	6.72	16.60	2.97	31.9	3.6	30	4.86
K284849		7.52	<0.005	29	2.08	3.35	22	430	0.80	3.87	15.65	4.15	41.3	5.2	43	3.02
K284850		7.57	<0.005	41	10.95	4.13	27	420	0.91	20.8	12.50	20.4	48.7	5.1	44	4.79
K284851		4.84	0.013	150	>100	3.83	20.9	440	0.81	580	8.12	206	51.1	7.0	41	2.60
K284852		3.70	0.019	258	>100	3.31	12.1	330	0.64	719	6.33	296	46.3	7.5	31	2.24
K284853		3.08	<0.005	<5	0.19	0.10	<5	30	0.07	0.62	21.1	0.29	1.51	0.7	1	0.99
K284854		6.39	0.005	57	16.80	4.96	19.1	990	1.15	80.5	7.30	119.5	64.6	8.5	47	9.56
K284855		6.06	0.010	48	33.8	4.30	9.1	670	1.01	153.5	6.54	135.0	48.0	9.0	53	11.00
K284856		5.62	<0.005	24	2.11	5.44	30.4	1000	1.36	8.70	6.09	12.60	59.7	8.0	64	7.24
K284857		6.42	<0.005	47	4.70	4.88	101.5	940	1.07	61.4	6.53	44.4	58.4	7.6	65	4.48
K284858		6.66	<0.005	20	4.48	5.62	173.0	720	1.35	10.75	6.22	9.55	61.4	11.6	49	3.16
K284859		0.26	0.007	177	37.4	4.18	408	1030	0.98	131.0	7.06	180.0	46.4	8.1	66	6.11
K284860		8.13	<0.005	20	1.63	5.92	9.8	790	1.32	2.07	7.72	6.31	60.0	10.2	45	4.27
K284861		7.46	<0.005	20	1.60	4.02	12	680	0.82	2.16	11.80	10.20	43.2	6.6	43	2.20
K284862		7.94	<0.005	24	3.16	3.16	24	900	0.61	2.42	12.15	9.67	29.4	4.1	26	2.50
K284863		6.95	<0.005	21	3.78	3.20	36	660	0.72	5.06	12.95	12.35	28.2	4.0	31	3.39
K284864		8.06	<0.005	55	9.54	4.74	18.5	1420	1.02	15.55	7.37	22.0	51.9	8.5	59	7.60
K284865		3.79	<0.005	<5	0.05	0.07	7	20	<0.05	0.07	20.5	0.20	1.37	1.3	<1	0.14
K284866		5.26	<0.005	28	0.50	2.90	32	1180	0.73	0.57	16.60	5.31	31.3	3.6	106	4.74
K284867		5.58	<0.005	15	0.61	3.23	31	990	0.76	0.29	16.60	3.84	34.8	3.5	121	2.87
K284868		7.34	<0.005	23	0.53	2.64	57	930	0.70	0.78	15.70	3.71	28.9	3.3	76	2.92
K284869		0.26	0.008	169	15.40	4.24	132.0	1380	0.99	53.0	7.50	60.3	48.2	6.4	66	5.51
K284870		6.26	<0.005	12	0.78	2.36	12	730	0.69	0.64	17.10	2.81	25.6	2.8	93	1.84
K284871		7.97	<0.005	10	0.75	2.86	58	770	0.92	0.41	17.05	7.07	30.3	3.6	91	2.68
K284872		8.10	<0.005	6	0.66	2.53	9	740	0.66	0.52	17.65	1.89	25.4	2.7	70	1.96
K284873		3.83	<0.005	8	0.70	2.48	10	700	0.61	0.60	17.55	1.71	25.3	2.5	75	1.88
K284874		3.51	<0.005	43	6.22	2.79	476	780	0.66	11.90	15.65	23.6	34.3	3.7	26	4.39
K284875		6.56	<0.005	44	8.80	5.07	1260	960	1.21	15.70	10.20	9.56	51.0	5.9	56	12.95
K284876		7.93	<0.005	62	3.77	4.40	2690	1650	1.01	6.03	8.72	3.07	50.4	5.2	54	10.55
K284877		8.34	<0.005	52	1.17	4.39	1605	1360	0.97	1.88	7.95	1.89	48.9	6.2	46	15.75
K284878		4.18	<0.005	58	33.4	4.42	>10000	1330	0.89	57.7	7.36	26.8	49.8	11.4	38	11.45
K284879		3.56	<0.005	35	0.42	5.03	1025	820	1.06	0.56	4.70	1.02	56.9	6.3	46	12.40

***** See Appendix Page for comments regarding this certificate *****

ALS Canada Ltd.
2103 Dollarton Hwy
North Vancouver BC V7H 0A7
Phone: 604 984 0221 Fax: 604 984 0218 www.alsglobal.com

To: **SILVER RANGE RESOURCES LTD.**
C/O ARCHER, CATHRO & ASSOCIATES (1981) LIMITED
1016-510 W HASTINGS ST
VANCOUVER BC V6B 1L8

Finalized Date: 7-AUG-2012
Account: RANSIL

Project: Keg-Main-Group 1

CERTIFICATE OF ANALYSIS WH12168814

Sample Description	Method	ME-MS61	ME-MS61	ME-MS61	ME-MS61	ME-MS61	ME-MS61	ME-MS61	ME-MS61	ME-MS61	ME-MS61	ME-MS61	ME-MS61	ME-MS61	ME-MS61	ME-MS61
	Analyte	Cu	Fe	Ga	Ge	Hf	In	K	La	Li	Mg	Mn	Mo	Na	Nb	Ni
	Units	ppm	%	ppm	ppm	ppm	ppm	%	ppm	ppm	%	ppm	ppm	%	ppm	ppm
	LOR	0.2	0.01	0.05	0.05	0.1	0.005	0.01	0.5	0.2	0.01	5	0.05	0.01	0.1	0.2
K284844		73.7	1.87	11.55	0.17	1.7	0.046	2.46	24.8	25.5	1.98	446	2.11	0.17	8.6	52.7
K284845		81.2	1.54	8.73	0.09	1.7	0.113	1.82	26.7	20.1	1.56	450	11.10	0.12	7.4	30.5
K284846		80.0	1.59	9.03	0.08	1.6	0.062	2.15	22.9	27.4	2.01	392	2.64	0.12	7.4	38.3
K284847		43.0	1.01	5.04	<0.05	1.1	0.042	0.83	18.0	16.1	1.43	435	1.59	0.07	4.5	21.4
K284848		46.7	1.07	5.13	<0.05	1.1	0.045	0.90	18.9	16.9	1.52	463	1.72	0.07	4.6	21.4
K284849		74.6	1.53	8.23	0.06	1.4	0.081	1.13	23.0	17.9	2.27	710	2.57	0.18	6.9	28.4
K284850		198.5	2.05	9.56	0.11	1.6	0.319	1.37	27.7	34.9	2.60	746	2.09	0.18	7.8	28.3
K284851		1395	5.03	9.06	0.92	1.4	5.62	0.76	28.3	61.3	2.99	1090	1.89	0.15	7.8	25.7
K284852		2100	5.38	8.02	0.66	1.1	9.11	1.21	25.9	71.2	2.57	1190	1.19	0.14	6.4	18.0
K284853		4.3	0.48	0.33	0.08	<0.1	0.011	0.05	0.7	1.6	12.90	219	0.14	0.01	0.3	2.1
K284854		489	3.87	12.70	0.25	1.9	4.69	1.76	34.7	39.9	3.14	719	1.88	0.24	10.3	31.6
K284855		483	3.55	11.35	0.38	1.8	4.88	1.56	26.3	30.0	2.72	594	3.31	0.16	8.3	43.9
K284856		201	2.36	12.75	0.12	2.1	0.397	2.24	31.1	35.6	2.63	466	1.97	0.20	10.0	48.6
K284857		288	2.43	11.90	0.14	1.9	1.445	1.77	29.6	45.5	2.96	576	2.89	0.17	9.9	37.8
K284858		371	5.77	14.35	0.21	2.3	0.275	2.31	33.3	19.4	1.94	363	52.1	0.41	11.0	74.5
K284859		1085	5.18	11.75	0.28	1.4	9.58	1.67	26.6	33.3	2.17	1840	12.95	0.19	8.1	44.3
K284860		204	4.46	14.05	0.15	2.3	0.087	2.65	32.7	16.5	1.81	339	67.8	0.60	10.9	110.5
K284861		103.0	2.12	9.02	0.09	1.5	0.086	1.79	24.0	13.0	1.28	338	31.8	0.55	7.5	61.5
K284862		79.1	1.15	6.75	0.09	1.2	0.168	1.95	16.1	17.2	1.02	344	9.99	0.29	5.0	27.3
K284863		80.5	1.05	6.77	0.05	1.3	0.100	1.52	15.5	19.2	0.92	320	8.98	0.19	5.2	27.4
K284864		358	2.34	12.30	0.27	2.1	0.199	2.72	28.4	27.4	2.31	621	5.84	0.23	9.5	49.7
K284865		2.2	0.50	0.20	0.15	<0.1	0.006	0.03	0.7	1.0	12.80	216	0.16	<0.01	0.4	3.0
K284866		72.7	1.49	6.07	0.12	1.5	0.034	1.46	22.5	11.8	1.83	343	5.92	0.23	5.5	38.7
K284867		46.4	1.37	6.83	0.12	1.6	0.029	1.69	25.0	18.9	1.91	243	5.10	0.42	6.2	32.9
K284868		40.6	0.94	5.51	0.14	1.2	0.027	1.72	18.5	28.3	1.93	306	2.48	0.19	5.1	26.4
K284869		738	3.17	11.65	0.14	1.5	2.48	1.79	26.8	32.8	2.07	1600	14.25	0.21	8.6	45.3
K284870		28.6	0.87	5.26	0.15	1.1	0.034	1.20	18.2	13.9	1.79	309	5.35	0.39	4.4	29.3
K284871		33.1	1.16	6.60	0.15	1.3	0.036	1.51	19.3	31.3	1.88	338	6.25	0.45	5.3	31.6
K284872		25.3	0.93	5.44	0.13	1.0	0.023	1.39	15.8	9.2	1.71	291	2.75	0.50	4.5	22.2
K284873		23.1	0.89	5.24	0.14	1.1	0.021	1.36	15.9	9.2	1.69	286	2.77	0.50	4.5	21.7
K284874		86.0	1.27	6.10	0.05	1.2	0.237	1.25	21.2	17.8	2.27	814	1.10	0.13	4.7	19.2
K284875		80.1	1.52	12.15	0.11	2.1	0.090	2.44	27.7	28.4	2.14	531	2.10	0.25	9.4	38.6
K284876		244	1.80	10.45	0.09	1.8	0.100	2.32	27.2	22.6	3.16	600	2.04	0.26	8.3	38.7
K284877		117.5	1.66	10.20	0.07	1.8	0.060	1.94	26.6	21.2	2.91	653	1.55	0.24	8.0	35.1
K284878		119.5	2.31	9.87	0.26	1.9	0.444	2.16	25.9	17.3	2.08	585	1.34	0.24	8.6	21.4
K284879		86.2	1.63	10.85	0.07	2.1	0.032	2.33	28.9	23.1	1.69	296	0.96	0.25	9.7	33.7

***** See Appendix Page for comments regarding this certificate *****

ALS Canada Ltd.
2103 Dollarton Hwy
North Vancouver BC V7H 0A7
Phone: 604 984 0221 Fax: 604 984 0218 www.alsglobal.com

To: **SILVER RANGE RESOURCES LTD.**
C/O ARCHER, CATHRO & ASSOCIATES (1981) LIMITED
1016-510 W HASTINGS ST
VANCOUVER BC V6B 1L8

Finalized Date: 7-AUG-2012
Account: RANSIL

Project: Keg-Main-Group 1

CERTIFICATE OF ANALYSIS WH12168814

Sample Description	Method	ME-MS61	ME-MS61	ME-MS61	ME-MS61	ME-MS61	ME-MS61	ME-MS61	ME-MS61	ME-MS61	ME-MS61	ME-MS61	ME-MS61	ME-MS61	ME-MS61	ME-MS61
	Analyte	P	Pb	Rb	Re	S	Sb	Sc	Se	Sn	Sr	Ta	Te	Th	Ti	Tl
	Units	ppm	ppm	ppm	ppm	%	ppm	ppm	ppm	ppm	ppm	ppm	ppm	ppm	%	ppm
	LOR	10	0.5	0.1	0.002	0.01	0.05	0.1	1	0.2	0.2	0.05	0.05	0.2	0.005	0.02
K284844		1490	41.3	122.0	0.010	0.14	6.61	9.8	17	28.2	228	0.62	<0.05	6.6	0.258	1.16
K284845		1490	556	87.2	0.005	0.09	10.00	5.9	10	30.3	206	0.54	0.07	6.6	0.246	0.89
K284846		1200	113.5	106.5	0.006	0.09	6.85	7.1	9	23.3	205	0.52	<0.05	6.9	0.240	1.11
K284847		770	135.0	40.8	0.002	0.04	4.30	3.8	4	11.8	288	0.33	0.06	4.2	0.144	0.37
K284848		830	123.0	42.6	0.002	0.04	4.59	3.9	4	12.3	310	0.34	0.06	4.6	0.152	0.39
K284849		840	247	53.0	0.008	0.52	3.72	5.8	8	31.6	380	0.47	0.05	6.1	0.217	0.51
K284850		870	1865	64.8	0.010	0.76	7.20	6.5	18	39.3	366	0.56	0.09	7.1	0.254	0.67
K284851		810	7670	33.5	0.012	3.48	62.4	5.9	251	129.0	253	0.55	2.09	6.5	0.254	0.87
K284852		680	9340	59.2	0.006	3.99	73.7	4.5	186	220	168.0	0.48	3.83	5.2	0.206	1.44
K284853		190	10.8	3.7	<0.002	0.02	0.12	0.3	1	0.4	49.6	<0.05	<0.05	<0.2	0.005	<0.02
K284854		790	468	85.4	0.011	2.36	30.2	8.2	50	51.3	291	0.73	0.32	9.0	0.326	0.82
K284855		940	1790	80.5	0.013	2.35	15.30	8.4	93	38.2	281	0.59	0.58	7.3	0.259	0.94
K284856		870	79.6	122.5	0.013	1.10	4.89	10.6	21	20.2	352	0.72	0.08	9.4	0.329	1.09
K284857		710	131.5	99.1	0.013	1.27	21.6	9.2	28	45.8	283	0.69	0.26	8.6	0.310	0.90
K284858		750	288	102.0	0.052	3.85	6.21	10.1	20	13.1	420	0.77	0.22	9.0	0.334	0.92
K284859		1170	2650	85.6	0.012	2.70	13.30	7.2	58	149.5	188.0	0.55	0.49	6.7	0.253	0.86
K284860		730	258	122.5	0.073	2.69	3.81	10.3	19	18.4	396	0.77	0.15	9.1	0.336	1.25
K284861		650	364	78.0	0.036	1.10	3.38	6.0	17	20.6	353	0.52	0.12	6.6	0.239	0.88
K284862		490	1410	82.7	0.011	0.52	6.89	3.5	25	25.8	371	0.36	0.18	4.3	0.160	0.89
K284863		470	715	71.8	0.012	0.49	9.61	3.9	17	19.9	392	0.36	0.11	4.4	0.164	0.72
K284864		850	2200	123.5	0.023	1.15	12.35	9.6	67	57.9	339	0.65	0.30	8.0	0.291	1.28
K284865		220	16.7	1.5	<0.002	0.01	0.11	0.2	1	0.3	44.4	<0.05	<0.05	<0.2	<0.005	<0.02
K284866		4770	66.8	65.2	0.021	0.59	2.79	6.1	10	24.1	540	0.42	<0.05	4.0	0.171	0.68
K284867		5100	42.5	82.5	0.019	0.59	3.57	6.8	10	15.3	760	0.46	<0.05	4.3	0.189	0.87
K284868		4440	84.9	81.7	0.017	0.26	3.47	5.1	8	17.2	451	0.36	0.05	4.0	0.167	0.92
K284869		1070	969	90.7	0.016	1.00	8.94	7.3	26	142.5	197.0	0.61	0.24	7.4	0.272	0.87
K284870		6050	81.9	58.8	0.022	0.50	3.12	5.1	13	5.9	455	0.30	<0.05	3.6	0.140	0.99
K284871		4250	88.4	75.8	0.020	0.68	9.50	5.8	14	7.9	415	0.38	0.06	4.1	0.173	1.06
K284872		3380	76.8	60.4	0.012	0.55	2.82	4.5	12	6.2	436	0.31	0.10	3.3	0.146	0.87
K284873		3460	72.5	56.6	0.010	0.53	2.63	4.4	10	6.0	424	0.33	0.08	3.5	0.148	0.92
K284874		540	725	65.3	0.003	0.20	4.11	4.4	12	39.0	275	0.33	0.06	4.4	0.151	0.72
K284875		780	963	143.0	0.009	0.56	5.68	8.4	19	39.5	316	0.65	0.11	8.2	0.286	1.52
K284876		970	365	127.0	0.012	0.38	9.57	8.2	9	54.9	265	0.57	0.11	7.1	0.260	1.26
K284877		810	118.5	106.0	0.009	0.38	7.14	7.4	6	53.9	238	0.58	0.06	7.4	0.263	1.01
K284878		610	3960	114.0	0.006	1.16	14.25	6.6	58	56.7	273	0.62	0.60	7.2	0.270	1.28
K284879		630	37.7	139.5	0.004	0.58	2.98	8.4	6	31.7	225	0.70	0.05	8.6	0.313	1.38

***** See Appendix Page for comments regarding this certificate *****

ALS Canada Ltd.
2103 Dollarton Hwy
North Vancouver BC V7H 0A7
Phone: 604 984 0221 Fax: 604 984 0218 www.alsglobal.com

To: **SILVER RANGE RESOURCES LTD.**
C/ O ARCHER, CATHRO & ASSOCIATES (1981) LIMITED
1016- 510 W HASTINGS ST
VANCOUVER BC V6B 1L8

Finalized Date: 7- AUG- 2012
Account: RANSIL

Project: Keg- Main- Group 1

CERTIFICATE OF ANALYSIS WH12168814

Sample Description	Method	ME- MS61	ME- MS61	ME- MS61	ME- MS61	ME- MS61	ME- MS61	Ag- OG62	Zn- OG62
	Analyte	U	V	W	Y	Zn	Zr	Ag	Zn
	Units	ppm	ppm	ppm	ppm	ppm	ppm	ppm	%
	LOR	0.1	1	0.1	0.1	2	0.5	1	0.001
K284844		3.2	115	1.1	27.0	184	56.0		
K284845		3.4	191	1.5	24.0	544	56.8		
K284846		3.1	123	1.2	21.8	397	58.5		
K284847		2.4	45	0.8	15.1	265	39.5		
K284848		2.6	48	0.8	15.6	281	38.2		
K284849		3.3	55	0.8	19.7	273	49.0		
K284850		3.3	64	1.4	22.1	1130	53.3		
K284851		2.8	55	1.2	22.3	>10000	47.2	193	1.195
K284852		2.5	40	0.8	18.7	>10000	33.2	236	1.710
K284853		0.7	3	0.1	1.0	30	0.8		
K284854		3.5	72	1.1	25.7	5930	65.0		
K284855		3.5	85	1.0	23.1	6920	61.5		
K284856		3.6	90	1.3	27.5	745	72.4		
K284857		3.4	74	1.4	25.3	2400	69.1		
K284858		7.2	134	1.6	29.6	615	80.9		
K284859		3.7	130	2.8	23.0	8340	47.8		
K284860		7.3	264	1.5	28.6	407	82.7		
K284861		4.2	240	1.0	20.8	560	56.2		
K284862		2.7	84	0.8	13.7	558	42.5		
K284863		2.8	92	1.1	13.4	638	45.3		
K284864		3.9	143	1.3	26.3	1200	74.3		
K284865		0.6	3	0.1	0.9	24	<0.5		
K284866		4.0	92	0.8	26.8	204	45.0		
K284867		4.2	88	1.0	28.3	136	49.5		
K284868		3.4	55	0.9	24.2	202	47.7		
K284869		3.9	134	2.8	24.5	3020	51.4		
K284870		4.4	72	0.6	24.6	119	43.7		
K284871		4.4	80	0.9	25.3	209	50.0		
K284872		2.8	47	0.5	18.8	78	42.5		
K284873		2.8	48	0.6	19.0	77	41.7		
K284874		1.8	38	0.8	15.5	1470	39.9		
K284875		3.2	81	1.4	23.6	678	71.9		
K284876		3.2	78	1.0	24.0	315	64.4		
K284877		2.8	66	1.1	22.4	196	61.6		
K284878		2.3	48	1.1	22.6	1960	61.2		
K284879		2.7	58	1.5	24.8	142	70.4		

***** See Appendix Page for comments regarding this certificate *****

ALS Canada Ltd.
2103 Dollarton Hwy
North Vancouver BC V7H 0A7
Phone: 604 984 0221 Fax: 604 984 0218 www.alsglobal.com

To: **SILVER RANGE RESOURCES LTD.**
C/O ARCHER, CATHRO & ASSOCIATES (1981) LIMITED
1016-510 W HASTINGS ST
VANCOUVER BC V6B 1L8

Project: Keg-Main-Group 1

Finalized Date: 7-AUG-2012
Account: RANSIL

CERTIFICATE OF ANALYSIS WH12168814

Method	CERTIFICATE COMMENTS
ME-MS61	Interference: Ca>10% on ICP-MS As, ICP-AES results shown.
ME-MS61	REE's may not be totally soluble in this method.

ALS Canada Ltd.

2103 Dollarton Hwy
North Vancouver BC V7H 0A7
Phone: 604 984 0221 Fax: 604 984 0218 www.alsglobal.com

To: **SILVER RANGE RESOURCES LTD.**
C/O ARCHER, CATHRO & ASSOCIATES (1981) LIMITED
1016-510 W HASTINGS ST
VANCOUVER BC V6B 1L8

Finalized Date: 7-AUG-2012
Account: RANSIL

CERTIFICATE WH12170305

Project: Keg-Main-Group 2

P.O. No.: Batch 50

This report is for 36 Drill Core samples submitted to our lab in Whitehorse, YT, Canada on 22-JUL-2012.

The following have access to data associated with this certificate:

MATT DUMALA	JOAN MARIACHER	

SAMPLE PREPARATION

ALS CODE	DESCRIPTION
WEI-21	Received Sample Weight
LOG-22	Sample login - Rcd w/o BarCode
CRU-31	Fine crushing - 70%<2mm
CRU-QC	Crushing QC Test
SPL-21	Split sample - riffle splitter
PUL-QC	Pulverizing QC Test
PUL-31	Pulverize split to 85%<75 um
LOG-22d	Sample login - Rcd w/o BarCode dup
SPL-21d	Split sample - duplicate
PUL-31d	Pulverize Split - duplicate
LOG-23	Pulp Login - Rcvd with Barcode

ANALYTICAL PROCEDURES

ALS CODE	DESCRIPTION	INSTRUMENT
Au-AA24	Au 50g FA AA finish	AAS
ME-OG62	Ore Grade Elements - Four Acid	ICP-AES
Sn-XRF05	Sn-Trace Level XRF Analysis	XRF
ME-MS61	48 element four acid ICP-MS	
Zn-OG62	Ore Grade Zn - Four Acid	VARIABLE

To: **SILVER RANGE RESOURCES LTD.**
ATTN: JOAN MARIACHER
C/O ARCHER, CATHRO & ASSOCIATES (1981) LIMITED
1016-510 W HASTINGS ST
VANCOUVER BC V6B 1L8

This is the Final Report and supersedes any preliminary report with this certificate number. Results apply to samples as submitted. All pages of this report have been checked and approved for release.

***** See Appendix Page for comments regarding this certificate *****

Signature: 

Colin Ramshaw, Vancouver Laboratory Manager

ALS Canada Ltd.
2103 Dollarton Hwy
North Vancouver BC V7H 0A7
Phone: 604 984 0221 Fax: 604 984 0218 www.alsglobal.com

To: **SILVER RANGE RESOURCES LTD.**
C/O ARCHER, CATHRO & ASSOCIATES (1981) LIMITED
1016-510 W HASTINGS ST
VANCOUVER BC V6B 1L8

Finalized Date: 7-AUG-2012
Account: RANSIL

Project: Keg-Main-Group 2

CERTIFICATE OF ANALYSIS WH12170305

Sample Description	Method	WEI-21	Au-AA24	Sn-XRF05	ME-MS61	ME-MS61	ME-MS61	ME-MS61	ME-MS61	ME-MS61	ME-MS61	ME-MS61	ME-MS61	ME-MS61	ME-MS61	ME-MS61
	Analyte	Recvd Wt.	Au	Sn	Ag	Al	As	Ba	Be	Bi	Ca	Cd	Ce	Co	Cr	Cs
	Units	kg	ppm	ppm	ppm	%	ppm	ppm	ppm	ppm	%	ppm	ppm	ppm	ppm	ppm
	LOR	0.02	0.005	5	0.01	0.01	0.2	10	0.05	0.01	0.01	0.02	0.01	0.1	1	0.05
K286838		8.50	0.007	53	0.71	4.93	3.8	910	1.41	16.90	2.65	3.14	47.4	9.0	91	9.23
K286839		8.10	0.010	63	1.07	4.00	3.4	300	1.16	28.2	3.13	3.87	40.3	12.3	86	7.30
K286840		8.43	0.009	38	0.89	4.96	9.7	1240	1.36	17.85	3.40	1.97	51.4	8.7	80	8.73
K286841		7.58	0.006	62	1.16	4.83	4.6	720	1.48	15.25	3.80	30.4	53.5	8.7	70	6.60
K286842		8.16	0.274	39	1.36	5.07	58.2	600	1.33	428	4.63	10.30	60.3	9.0	100	5.99
K286843		3.46	0.140	38	1.65	5.26	52.1	760	1.46	221	4.66	10.85	57.2	8.5	100	5.44
K286844		8.76	0.245	41	1.93	4.53	6.5	640	1.31	217	5.83	38.5	47.0	8.0	76	5.37
K286845		9.43	0.018	34	1.13	4.68	5.9	940	1.28	66.4	7.66	58.6	50.6	7.1	85	5.26
K286846		9.26	0.032	97	3.65	3.91	27.0	290	1.24	99.0	7.79	634	45.5	14.5	68	5.10
K286847		3.55	<0.005	<5	0.01	0.07	<5	20	<0.05	0.11	19.50	0.29	1.33	1.2	1	0.17
K286848		8.55	0.063	52	1.42	5.05	23.5	730	1.37	108.5	6.26	68.9	52.7	7.3	88	3.45
K286849		9.26	0.015	57	2.04	3.99	5.2	440	1.31	65.5	6.02	4.19	40.4	6.5	68	2.93
K286850		8.84	0.255	108	2.95	3.93	25.5	220	1.25	578	4.25	77.9	40.8	10.0	63	5.11
K286851		6.31	0.060	82	2.80	2.54	21.7	120	1.00	146.0	4.88	288	24.2	13.3	33	3.64
K286852		3.30	0.151	34	7.42	1.70	4.3	110	0.71	310	4.01	>1000	16.10	22.3	27	3.18
K286853		4.39	0.140	49	3.58	1.72	5.8	200	0.48	364	2.63	24.8	21.3	19.6	26	1.50
K286854		3.62	<0.005	<5	0.02	0.05	<5	10	<0.05	0.28	19.90	1.05	1.28	1.2	1	0.15
K286855		4.74	0.046	48	1.97	3.88	1.7	430	1.28	99.4	5.32	2.18	36.9	7.6	71	3.04
K286856		8.96	0.050	47	1.67	3.97	27.6	180	1.15	133.5	3.66	1.57	35.0	8.6	67	3.32
K286857		9.08	0.028	66	1.47	3.98	1.8	210	1.38	101.5	3.90	27.4	45.4	7.7	65	2.94
K286858		8.40	0.043	107	1.58	5.34	73.5	270	1.41	106.5	3.83	3.26	65.6	7.0	76	4.57
K286859		0.19	0.015	270	20.9	3.80	1155	400	0.97	89.5	7.67	283	44.0	12.6	53	4.70
K286860		9.22	0.034	52	1.55	4.64	2.6	320	1.41	80.7	4.75	11.15	47.7	8.5	80	3.47
K286861		9.07	0.078	62	1.27	4.13	13.4	280	1.53	223	6.86	5.90	41.6	9.5	72	1.91
K286862		9.08	0.034	34	0.71	4.47	12.4	430	1.45	66.3	5.40	5.59	49.2	7.8	64	5.29
K286863		3.06	0.097	98	2.31	3.33	4.4	140	1.89	185.5	7.13	69.7	49.8	12.5	53	7.08
K286864		5.78	<0.005	64	0.53	5.07	20.9	1230	1.63	19.30	4.67	13.90	50.9	5.7	70	8.80
K286865		<0.02	<0.005	68	0.52	5.08	20.0	1050	1.60	15.80	4.66	14.25	49.8	5.7	69	8.66
K286866		8.92	0.010	69	2.48	4.03	65.8	390	1.69	43.8	6.66	27.7	45.1	5.9	59	3.67
K286867		8.53	0.012	48	0.79	4.31	77.1	330	1.38	42.5	7.65	102.0	48.6	6.2	56	2.53
K286868		8.86	0.031	55	1.00	3.74	14.5	210	1.34	66.6	7.61	32.2	41.6	6.0	49	3.68
K286869		8.61	0.008	39	0.91	4.82	56.2	410	1.49	38.1	7.21	14.60	57.1	5.2	57	2.23
K286870		0.19	0.018	268	22.6	3.91	1130	370	1.04	93.0	7.81	286	45.0	12.9	52	4.85
K286871		8.12	0.010	32	0.57	4.59	123.5	1090	1.39	37.3	6.40	8.73	53.9	4.4	47	1.89
K286872		8.59	0.025	53	1.55	3.80	63.8	250	1.29	58.8	6.14	11.70	45.8	6.0	39	1.30
K286873		8.49	0.031	49	1.14	4.42	23.8	290	1.40	146.5	5.71	10.20	49.7	4.8	50	1.97

***** See Appendix Page for comments regarding this certificate *****

ALS Canada Ltd.
2103 Dollarton Hwy
North Vancouver BC V7H 0A7
Phone: 604 984 0221 Fax: 604 984 0218 www.alsglobal.com

To: **SILVER RANGE RESOURCES LTD.**
C/O ARCHER, CATHRO & ASSOCIATES (1981) LIMITED
1016-510 W HASTINGS ST
VANCOUVER BC V6B 1L8

Finalized Date: 7-AUG-2012
Account: RANSIL

Project: Keg-Main-Group 2

CERTIFICATE OF ANALYSIS WH12170305

Sample Description	Method	ME-MS61	ME-MS61	ME-MS61	ME-MS61	ME-MS61	ME-MS61	ME-MS61	ME-MS61	ME-MS61	ME-MS61	ME-MS61	ME-MS61	ME-MS61	ME-MS61	ME-MS61
	Analyte	Cu	Fe	Ga	Ge	Hf	In	K	La	Li	Mg	Mn	Mo	Na	Nb	Ni
	Units	ppm	%	ppm	ppm	ppm	ppm	%	ppm	ppm	%	ppm	ppm	%	ppm	ppm
	LOR	0.2	0.01	0.05	0.05	0.1	0.005	0.01	0.5	0.2	0.01	5	0.05	0.01	0.1	0.2
K286838		500	3.21	13.75	0.19	1.8	0.179	3.66	23.9	41.8	2.45	318	6.07	0.24	9.7	63.9
K286839		848	5.11	11.15	0.26	1.6	0.306	2.95	20.6	42.2	2.45	363	9.09	0.15	8.1	45.4
K286840		447	3.19	13.80	0.20	2.0	0.142	2.69	28.2	47.0	2.25	323	17.55	0.23	10.3	54.2
K286841		539	3.60	13.05	0.23	2.0	1.485	3.80	27.7	24.8	2.10	438	39.8	0.22	11.1	64.6
K286842		573	3.64	14.50	0.23	2.1	0.646	2.01	33.1	25.3	1.84	396	45.1	0.24	10.8	68.3
K286843		539	3.38	14.60	0.22	2.2	0.654	2.09	31.9	23.9	1.91	393	45.6	0.25	11.1	68.4
K286844		501	3.60	12.40	0.23	1.8	2.44	2.58	26.3	26.3	2.40	564	8.58	0.19	9.1	42.9
K286845		490	4.22	14.25	0.20	1.8	6.57	1.38	28.8	18.5	2.58	1060	9.22	0.22	9.3	41.9
K286846		1065	7.60	14.35	0.35	1.3	79.8	0.42	26.3	17.6	1.99	2160	21.7	0.15	8.2	51.2
K286847		3.6	0.44	0.22	<0.05	<0.1	0.036	0.02	0.6	0.9	12.25	201	0.13	0.01	0.3	3.0
K286848		616	4.26	14.90	0.21	1.7	9.59	0.99	28.8	18.1	1.91	747	17.35	0.22	9.9	45.7
K286849		901	5.58	13.20	0.21	1.4	0.413	0.91	21.7	26.3	2.24	785	8.26	0.17	7.9	38.4
K286850		1455	6.98	12.25	0.31	1.4	6.63	2.38	20.2	34.6	2.23	668	6.29	0.16	8.0	38.9
K286851		2470	9.52	9.92	0.36	0.7	49.9	0.76	12.0	19.3	1.86	911	2.99	0.09	5.8	24.1
K286852		7880	16.35	8.68	0.64	0.4	273	0.07	9.6	22.6	1.61	1140	2.31	0.05	5.7	35.3
K286853		3310	17.70	6.83	0.63	0.5	6.45	0.13	12.9	31.7	1.25	415	2.17	0.06	4.7	42.9
K286854		10.4	0.47	0.20	<0.05	<0.1	0.289	0.02	0.6	0.9	12.50	204	0.13	<0.01	0.2	2.5
K286855		2130	7.57	13.20	0.28	1.3	0.813	0.40	20.1	22.2	2.18	583	6.47	0.15	7.7	32.9
K286856		1475	8.32	13.25	0.35	1.3	0.308	0.94	17.2	64.0	2.01	420	6.80	0.14	8.0	37.2
K286857		1175	6.50	13.40	0.30	1.5	3.09	1.07	22.4	52.1	2.01	416	5.58	0.15	8.4	30.2
K286858		1180	5.74	16.65	0.26	1.8	0.434	1.75	33.1	92.1	2.08	373	3.93	0.19	10.9	39.2
K286859		1735	5.52	11.40	0.33	1.3	23.5	1.31	23.4	30.1	1.98	2480	14.50	0.16	8.3	45.5
K286860		1275	6.45	14.30	0.26	1.6	0.690	0.86	25.7	52.0	2.18	473	2.47	0.17	8.9	46.9
K286861		1340	6.71	13.95	0.27	1.5	0.662	0.57	22.9	26.3	2.70	792	4.34	0.15	8.3	39.3
K286862		782	4.71	13.75	0.20	1.6	0.766	1.26	24.9	31.8	2.33	613	2.15	0.18	9.1	42.2
K286863		2490	9.82	11.90	0.40	1.1	6.39	1.32	26.4	23.1	2.79	1280	2.60	0.12	8.2	38.1
K286864		436	3.15	15.30	0.18	1.9	1.455	3.30	25.5	59.7	2.39	608	2.43	0.20	10.6	46.1
K286865		438	3.14	15.15	0.18	1.8	1.480	3.26	25.1	58.5	2.40	607	2.35	0.20	10.4	46.0
K286866		743	4.87	12.70	0.24	1.4	2.64	2.16	23.9	19.9	2.79	1030	2.52	0.17	8.2	40.2
K286867		782	5.73	14.45	0.24	1.5	10.30	1.14	25.0	18.9	2.54	1780	2.53	0.18	9.5	39.8
K286868		1160	7.28	12.55	0.29	1.2	3.33	0.78	21.1	17.0	2.49	1380	2.06	0.15	8.5	26.0
K286869		745	4.73	14.95	0.21	1.6	1.635	0.93	29.2	23.4	2.40	828	2.23	0.19	10.8	34.4
K286870		1795	5.61	11.90	0.35	1.3	24.6	1.35	24.0	32.6	2.03	2530	15.25	0.17	8.6	47.5
K286871		549	3.84	13.45	0.20	1.5	1.095	0.68	27.3	22.5	1.94	727	1.70	0.18	10.4	26.7
K286872		1560	7.44	12.30	0.30	1.0	1.430	0.33	23.8	30.9	2.04	837	1.55	0.14	8.4	24.4
K286873		1190	6.34	14.05	0.24	1.3	1.225	0.70	24.5	30.4	1.96	673	2.00	0.17	9.8	27.0

***** See Appendix Page for comments regarding this certificate *****

ALS Canada Ltd.
2103 Dollarton Hwy
North Vancouver BC V7H 0A7
Phone: 604 984 0221 Fax: 604 984 0218 www.alsglobal.com

To: **SILVER RANGE RESOURCES LTD.**
C/O ARCHER, CATHRO & ASSOCIATES (1981) LIMITED
1016-510 W HASTINGS ST
VANCOUVER BC V6B 1L8

Finalized Date: 7-AUG-2012
Account: RANSIL

Project: Keg-Main-Group 2

CERTIFICATE OF ANALYSIS WH12170305

Sample Description	Method	ME-MS61	ME-MS61	ME-MS61	ME-MS61	ME-MS61	ME-MS61	ME-MS61	ME-MS61	ME-MS61	ME-MS61	ME-MS61	ME-MS61	ME-MS61	ME-MS61	ME-MS61
	Analyte	P	Pb	Rb	Re	S	Sb	Sc	Se	Sn	Sr	Ta	Te	Th	Ti	Tl
	Units	ppm	ppm	ppm	ppm	%	ppm	ppm	ppm	ppm	ppm	ppm	ppm	ppm	%	ppm
	LOR	10	0.5	0.1	0.002	0.01	0.05	0.1	1	0.2	0.2	0.05	0.05	0.2	0.005	0.02
K286838		1170	13.8	194.0	0.011	1.36	1.73	11.9	11	47.9	146.5	0.68	0.08	7.0	0.276	1.93
K286839		3050	13.0	154.5	0.014	2.44	2.04	8.6	18	53.0	111.5	0.58	0.12	5.5	0.240	1.47
K286840		1980	29.7	157.0	0.015	1.44	2.27	10.3	13	33.5	155.0	0.74	0.11	7.6	0.288	1.58
K286841		1870	56.0	171.5	0.024	1.80	3.14	10.0	14	48.4	157.5	0.79	0.06	7.1	0.307	1.56
K286842		2840	47.1	97.4	0.033	1.80	17.05	10.5	19	31.7	199.0	0.76	1.62	7.6	0.310	0.98
K286843		2700	71.8	98.1	0.033	1.59	10.75	10.8	17	30.7	207	0.80	0.83	7.7	0.318	0.99
K286844		1910	101.5	116.5	0.013	1.79	11.70	9.2	17	32.7	145.0	0.64	0.94	6.3	0.269	1.07
K286845		2200	38.8	62.0	0.014	1.89	2.99	9.7	17	28.2	170.5	0.65	0.20	6.8	0.277	0.57
K286846		1670	172.0	23.8	0.029	4.55	3.37	7.4	41	67.4	145.5	0.58	0.23	5.6	0.232	0.21
K286847		180	1.7	1.2	<0.002	0.02	<0.05	0.3	1	<0.2	45.3	<0.05	<0.05	<0.2	<0.005	<0.02
K286848		1220	54.9	56.7	0.019	2.11	2.96	9.2	17	43.3	203	0.71	0.38	6.9	0.292	0.47
K286849		1220	54.0	57.0	0.014	2.61	2.60	7.6	19	53.8	147.5	0.57	0.21	5.5	0.237	0.47
K286850		860	70.9	121.0	0.012	3.76	4.44	8.0	34	94.5	111.0	0.55	2.12	5.0	0.233	1.15
K286851		1270	12.8	47.9	0.004	5.22	0.88	4.0	44	78.9	80.7	0.42	0.36	3.3	0.172	0.38
K286852		1260	6.2	7.5	0.003	9.91	1.52	2.8	112	104.0	59.4	0.38	0.77	2.8	0.146	0.11
K286853		1490	18.4	16.0	0.004	8.33	1.35	2.5	82	44.9	57.9	0.32	0.92	2.5	0.138	0.14
K286854		170	1.2	1.0	<0.002	0.03	<0.05	0.3	1	0.2	47.3	<0.05	<0.05	<0.2	<0.005	<0.02
K286855		880	7.0	34.4	0.012	3.75	1.79	7.4	30	48.2	150.0	0.53	0.24	5.1	0.226	0.28
K286856		730	11.9	67.0	0.013	4.43	2.20	8.1	36	43.2	135.0	0.56	0.40	5.1	0.228	0.62
K286857		740	19.4	68.0	0.009	3.22	2.71	7.5	29	59.1	131.0	0.59	0.26	5.5	0.243	0.65
K286858		570	31.2	122.0	0.011	2.81	1.81	9.6	22	95.5	169.5	0.77	0.26	7.3	0.307	1.11
K286859		800	1375	59.3	0.017	2.66	8.83	6.5	55	212	158.5	0.59	0.50	5.4	0.233	0.59
K286860		590	139.0	58.1	0.006	3.23	1.56	9.9	26	43.6	185.0	0.62	0.19	6.3	0.255	0.56
K286861		940	6.9	39.1	0.015	3.26	1.68	9.0	25	57.9	155.0	0.59	0.64	5.6	0.234	0.29
K286862		720	6.1	70.8	0.008	2.14	1.29	8.9	17	32.6	163.0	0.66	0.18	6.5	0.271	0.63
K286863		1120	7.7	69.1	0.010	4.73	1.46	6.4	38	81.3	96.4	0.56	0.46	5.0	0.219	0.62
K286864		650	15.9	188.0	0.009	1.19	2.23	10.8	12	62.5	152.5	0.75	0.06	7.5	0.300	1.62
K286865		650	15.5	186.5	0.008	1.22	2.02	10.8	12	61.3	150.5	0.73	0.06	7.3	0.295	1.58
K286866		790	144.5	100.5	0.010	2.05	2.44	8.6	18	60.8	142.5	0.59	0.12	5.5	0.237	0.87
K286867		820	8.0	55.6	0.009	2.60	2.41	8.7	16	40.7	167.5	0.69	0.08	6.6	0.264	0.50
K286868		760	4.4	46.6	0.006	3.58	3.08	6.6	21	46.1	131.0	0.62	0.14	5.7	0.240	0.36
K286869		830	7.3	57.9	0.008	2.13	4.74	8.6	14	33.6	177.0	0.76	0.07	7.2	0.295	0.43
K286870		820	1405	60.8	0.017	2.70	9.31	6.7	57	223	163.5	0.60	0.52	5.7	0.235	0.63
K286871		690	4.0	45.8	0.005	1.72	2.69	7.6	12	28.8	172.5	0.75	0.06	7.1	0.293	0.35
K286872		630	4.4	25.7	0.004	3.86	1.73	5.6	24	48.0	130.0	0.60	0.08	5.1	0.242	0.19
K286873		710	4.4	46.4	0.005	3.15	2.35	7.1	20	44.4	149.5	0.70	0.29	6.4	0.282	0.37

***** See Appendix Page for comments regarding this certificate *****

ALS Canada Ltd.
2103 Dollarton Hwy
North Vancouver BC V7H 0A7
Phone: 604 984 0221 Fax: 604 984 0218 www.alsglobal.com

To: **SILVER RANGE RESOURCES LTD.**
C/O ARCHER, CATHRO & ASSOCIATES (1981) LIMITED
1016-510 W HASTINGS ST
VANCOUVER BC V6B 1L8

Finalized Date: 7-AUG-2012
Account: RANSIL

Project: Keg-Main-Group 2

CERTIFICATE OF ANALYSIS WH12170305

Sample Description	Method	ME-MS61	ME-MS61	ME-MS61	ME-MS61	ME-MS61	ME-MS61	Zn-OG62
	Analyte	U	V	W	Y	Zn	Zr	Zn
	Units	ppm	ppm	ppm	ppm	ppm	ppm	%
	LOR	0.1	1	0.1	0.1	2	0.5	0.001
K286838		3.0	154	8.9	30.7	187	64.6	
K286839		3.5	132	12.7	29.9	202	55.1	
K286840		3.6	169	16.1	31.8	126	68.0	
K286841		5.1	361	7.4	34.9	1460	67.4	
K286842		5.9	386	22.1	36.9	500	72.0	
K286843		5.8	430	15.5	35.7	540	75.8	
K286844		3.2	132	9.2	29.9	2050	58.8	
K286845		3.8	150	16.8	31.5	2760	62.0	
K286846		4.8	227	48.6	27.7	>10000	43.8	2.76
K286847		0.5	2	0.2	0.8	34	<0.5	
K286848		3.9	267	21.4	27.4	2720	58.6	
K286849		3.0	130	27.6	22.8	201	46.6	
K286850		2.5	115	66.4	22.6	3680	48.5	
K286851		1.7	52	58.5	16.4	>10000	23.4	1.170
K286852		1.2	30	129.0	11.3	>10000	10.1	4.16
K286853		1.2	31	168.5	13.3	982	14.3	
K286854		0.4	2	0.4	0.9	59	<0.5	
K286855		2.6	103	59.3	19.9	137	40.9	
K286856		2.7	105	48.8	20.4	98	43.5	
K286857		2.9	91	26.5	24.0	1140	48.6	
K286858		2.7	88	65.9	29.0	173	61.1	
K286859		2.8	100	5.0	22.0	>10000	39.1	1.450
K286860		2.5	84	21.8	24.9	540	56.6	
K286861		3.7	89	72.0	24.4	280	52.2	
K286862		3.1	79	23.0	25.9	272	53.9	
K286863		3.2	67	121.0	28.1	2730	35.8	
K286864		3.2	90	8.2	27.1	608	64.9	
K286865		3.0	89	9.0	26.3	603	63.6	
K286866		3.1	83	43.6	24.4	1160	48.9	
K286867		3.1	73	14.5	26.2	4510	50.4	
K286868		2.6	56	20.1	21.9	1340	35.7	
K286869		2.9	69	21.4	27.9	610	51.0	
K286870		3.0	103	5.4	22.8	>10000	39.7	2.83
K286871		2.4	53	14.9	26.4	372	47.0	
K286872		1.9	42	41.9	22.0	493	29.5	
K286873		2.2	53	42.2	24.5	423	38.4	

***** See Appendix Page for comments regarding this certificate *****

ALS Canada Ltd.
2103 Dollarton Hwy
North Vancouver BC V7H 0A7
Phone: 604 984 0221 Fax: 604 984 0218 www.alsglobal.com

To: **SILVER RANGE RESOURCES LTD.**
C/O ARCHER, CATHRO & ASSOCIATES (1981) LIMITED
1016-510 W HASTINGS ST
VANCOUVER BC V6B 1L8

Finalized Date: 7-AUG-2012
Account: RANSIL

Project: Keg-Main-Group 2

CERTIFICATE OF ANALYSIS WH12170305

Method	CERTIFICATE COMMENTS
ME-MS61	Interference: Ca>10% on ICP-MS As, ICP-AES results shown.
ME-MS61	REE's may not be totally soluble in this method.

ALS Canada Ltd.

2103 Dollarton Hwy
North Vancouver BC V7H 0A7
Phone: 604 984 0221 Fax: 604 984 0218 www.alsglobal.com

To: **SILVER RANGE RESOURCES LTD.**
C/O ARCHER, CATHRO & ASSOCIATES (1981) LIMITED
1016-510 W HASTINGS ST
VANCOUVER BC V6B 1L8

Finalized Date: 10-AUG-2012
Account: RANSIL

CERTIFICATE WH12170306

Project: Keg-Main-Group 2

P.O. No.: Batch 52

This report is for 36 Drill Core samples submitted to our lab in Whitehorse, YT, Canada on 22-JUL-2012.

The following have access to data associated with this certificate:

MATT DUMALA	JOAN MARIACHER	

SAMPLE PREPARATION

ALS CODE	DESCRIPTION
WEI-21	Received Sample Weight
LOG-22	Sample login - Rcd w/o BarCode
CRU-31	Fine crushing - 70%<2mm
CRU-QC	Crushing QC Test
PUL-QC	Pulverizing QC Test
SPL-22Y	Split Sample - Boyd Rotary Splitter
PUL-31	Pulverize split to 85%<75 um
LOG-22d	Sample login - Rcd w/o BarCode dup
SPL-21d	Split sample - duplicate
PUL-31d	Pulverize Split - duplicate
LOG-23	Pulp Login - Rcvd with Barcode

ANALYTICAL PROCEDURES

ALS CODE	DESCRIPTION	INSTRUMENT
Au-AA24	Au 50g FA AA finish	AAS
ME-OG62	Ore Grade Elements - Four Acid	ICP-AES
Sn-XRF05	Sn-Trace Level XRF Analysis	XRF
ME-MS61	48 element four acid ICP-MS	
Zn-OG62	Ore Grade Zn - Four Acid	VARIABLE
Zn-VOL50	Zn by titration	

To: **SILVER RANGE RESOURCES LTD.**
ATTN: JOAN MARIACHER
C/O ARCHER, CATHRO & ASSOCIATES (1981) LIMITED
1016-510 W HASTINGS ST
VANCOUVER BC V6B 1L8

This is the Final Report and supersedes any preliminary report with this certificate number. Results apply to samples as submitted. All pages of this report have been checked and approved for release.

***** See Appendix Page for comments regarding this certificate *****

Signature: 

Colin Ramshaw, Vancouver Laboratory Manager

ALS Canada Ltd.
2103 Dollarton Hwy
North Vancouver BC V7H 0A7
Phone: 604 984 0221 Fax: 604 984 0218 www.alsglobal.com

To: **SILVER RANGE RESOURCES LTD.**
C/O ARCHER, CATHRO & ASSOCIATES (1981) LIMITED
1016-510 W HASTINGS ST
VANCOUVER BC V6B 1L8

Finalized Date: 10-AUG-2012
Account: RANSIL

Project: Keg-Main-Group 2

CERTIFICATE OF ANALYSIS WH12170306

Sample Description	Method	WEI-21	Au-AA24	Sn-XRF05	ME-MS61	ME-MS61	ME-MS61	ME-MS61	ME-MS61	ME-MS61	ME-MS61	ME-MS61	ME-MS61	ME-MS61	ME-MS61	ME-MS61
	Analyte	Recvd Wt.	Au	Sn	Ag	Al	As	Ba	Be	Bi	Ca	Cd	Ce	Co	Cr	Cs
	Units	kg	ppm	ppm	ppm	%	ppm	ppm	ppm	ppm	%	ppm	ppm	ppm	ppm	ppm
	LOR	0.02	0.005	5	0.01	0.01	0.2	10	0.05	0.01	0.01	0.02	0.01	0.1	1	0.05
K284880		6.27	<0.005	44	0.32	4.27	2110	1010	1.23	0.33	7.49	1.31	55.3	7.6	51	16.45
K284881		6.88	<0.005	47	0.78	3.67	762	670	0.85	1.00	9.40	1.39	40.7	4.0	30	13.05
K284882		7.13	<0.005	41	0.29	4.02	159.0	790	0.98	0.26	9.60	0.83	50.2	4.3	36	6.99
K284883		8.28	<0.005	40	0.19	2.52	281	660	0.49	0.08	7.50	0.29	31.0	3.6	17	9.16
K284884		6.95	<0.005	31	0.40	3.32	84	480	0.78	0.13	11.60	0.37	42.4	3.8	27	7.47
K284885		6.67	<0.005	63	0.77	4.59	537	760	1.22	0.83	7.08	0.85	56.9	6.7	41	26.9
K284886		0.18	0.020	272	25.0	3.99	1230	260	1.14	89.1	7.90	290	44.4	13.0	50	4.92
K284887		9.61	<0.005	79	0.88	4.63	293	1660	1.12	1.29	6.46	1.88	50.2	5.9	38	21.6
K284888		7.67	<0.005	67	0.52	3.57	275	1380	1.23	0.60	10.50	0.73	42.8	4.3	31	5.19
K284889		8.18	<0.005	46	0.93	3.43	67	890	1.04	1.02	11.80	3.78	39.1	5.0	36	12.20
K284890		7.88	<0.005	38	0.51	4.85	30.0	540	1.65	0.25	7.00	1.24	49.6	8.1	66	11.65
K284891		4.12	<0.005	<5	0.01	0.07	<5	20	0.07	0.02	19.65	0.07	1.34	1.4	1	0.26
K284892		8.82	<0.005	65	0.34	3.86	91.1	630	1.17	0.12	9.80	1.82	46.0	6.1	47	4.66
K284893		8.08	<0.005	45	0.46	3.05	38	700	0.87	0.37	11.45	1.25	39.4	4.7	31	3.48
K284894		9.64	<0.005	40	0.67	3.96	135	540	1.18	0.35	10.20	2.54	43.6	6.7	60	4.52
K284895		8.12	<0.005	35	0.95	3.83	56	600	1.22	0.52	10.95	2.88	38.9	6.4	58	10.40
K284896		8.62	<0.005	31	0.79	3.43	14	620	0.94	0.11	11.15	2.24	34.1	5.2	42	7.18
K284897		<0.02	<0.005	30	0.80	3.36	11	610	0.98	0.12	11.55	2.21	33.1	4.9	44	6.91
K284898		8.90	<0.005	37	0.80	3.55	36	480	1.07	0.13	12.05	2.33	37.3	5.7	50	9.55
K284899		8.90	<0.005	41	1.04	3.99	43	560	1.21	0.12	11.00	4.21	40.2	6.1	53	7.21
K284900		7.23	<0.005	81	1.95	4.57	97.6	1460	1.23	0.52	7.06	3.39	49.0	5.9	43	5.72
K285001		6.93	<0.005	84	1.17	4.45	50.4	780	1.25	0.30	8.94	4.29	54.1	5.5	44	6.11
K285002		3.87	<0.005	<5	0.01	0.06	<5	20	0.05	0.02	19.75	0.07	1.25	1.5	1	0.24
K285003		6.85	<0.005	34	0.65	3.16	13	490	1.00	0.09	15.75	2.75	34.6	5.0	36	17.20
K285004		6.67	<0.005	21	0.41	2.19	<5	620	0.58	0.06	16.30	0.83	23.6	2.9	29	3.43
K285005		6.91	<0.005	62	0.71	3.64	9	750	1.01	0.14	13.05	1.68	36.7	5.7	54	3.46
K285006		6.35	<0.005	42	0.39	3.64	8	620	0.99	0.07	13.10	0.44	36.3	6.0	48	11.40
K285007		3.32	<0.005	40	0.38	3.46	7	580	0.95	0.07	13.50	0.46	34.2	5.9	47	11.95
K285008		6.60	<0.005	100	4.09	3.91	13	410	1.07	0.09	10.90	9.06	39.7	5.6	51	5.29
K285009		6.65	<0.005	96	1.47	3.92	38.8	700	1.02	0.11	9.59	23.5	39.8	7.9	55	7.86
K285010		3.76	<0.005	90	10.50	4.17	20	830	1.04	0.60	10.60	41.3	46.2	8.8	44	3.17
K285011		0.19	0.008	177	34.9	4.00	372	380	1.05	129.5	6.83	172.0	41.0	8.0	69	5.77
K285012		3.09	<0.005	103	1.52	6.19	10.6	940	1.75	0.18	4.60	3.10	56.9	9.0	73	7.53
K285013		6.50	<0.005	86	1.91	5.42	5.2	750	1.40	0.11	4.57	3.31	56.3	8.0	70	5.47
K285014		6.44	<0.005	78	8.01	4.18	9.2	550	1.12	0.12	4.21	25.7	46.8	6.7	71	5.09
K285015		6.83	<0.005	42	0.87	3.66	11.2	440	0.97	0.14	5.25	2.27	32.2	6.4	57	5.77

***** See Appendix Page for comments regarding this certificate *****

ALS Canada Ltd.
2103 Dollarton Hwy
North Vancouver BC V7H 0A7
Phone: 604 984 0221 Fax: 604 984 0218 www.alsglobal.com

To: **SILVER RANGE RESOURCES LTD.**
C/O ARCHER, CATHRO & ASSOCIATES (1981) LIMITED
1016-510 W HASTINGS ST
VANCOUVER BC V6B 1L8

Finalized Date: 10-AUG-2012
Account: RANSIL

Project: Keg-Main-Group 2

CERTIFICATE OF ANALYSIS WH12170306

Sample Description	Method	ME-MS61	ME-MS61	ME-MS61	ME-MS61	ME-MS61	ME-MS61	ME-MS61	ME-MS61	ME-MS61	ME-MS61	ME-MS61	ME-MS61	ME-MS61	ME-MS61	ME-MS61
	Analyte	Cu	Fe	Ga	Ge	Hf	In	K	La	Li	Mg	Mn	Mo	Na	Nb	Ni
	Units	ppm	%	ppm	ppm	ppm	ppm	%	ppm	ppm	%	ppm	ppm	%	ppm	ppm
	LOR	0.2	0.01	0.05	0.05	0.1	0.005	0.01	0.5	0.2	0.01	5	0.05	0.01	0.1	0.2
K284880		61.8	1.85	9.39	0.14	2.0	0.052	1.96	29.1	28.3	2.32	494	1.50	0.22	8.4	50.1
K284881		59.9	1.28	7.52	0.12	1.7	0.047	1.43	21.5	16.9	1.56	411	0.74	0.21	7.1	19.6
K284882		48.6	1.16	8.67	0.10	1.9	0.023	1.72	26.5	13.5	1.73	412	0.88	0.23	8.3	21.6
K284883		36.6	1.06	4.89	0.10	1.1	0.022	1.55	16.0	14.4	1.66	423	0.50	0.12	4.1	16.8
K284884		48.3	1.01	7.09	0.11	1.6	0.025	1.18	22.3	12.5	1.51	462	0.57	0.19	6.4	17.5
K284885		76.7	1.75	10.60	0.15	2.1	0.053	1.66	29.2	38.6	2.68	613	1.26	0.26	9.3	33.6
K284886		1890	5.68	12.25	0.41	1.3	25.6	1.42	24.2	32.8	2.06	2560	15.30	0.17	8.2	49.1
K284887		71.4	1.54	10.25	0.14	1.9	0.065	3.22	25.7	36.6	2.27	572	2.15	0.23	9.2	25.3
K284888		63.6	1.49	8.00	0.11	1.5	0.055	2.48	22.4	34.7	1.72	605	1.20	0.10	7.0	26.2
K284889		60.2	1.43	7.81	0.13	1.4	0.076	2.19	22.2	27.4	2.14	552	1.30	0.19	6.2	28.7
K284890		94.0	2.06	12.90	0.16	2.1	0.045	2.36	26.9	31.7	2.31	425	2.96	0.36	9.1	51.3
K284891		2.0	0.44	0.24	0.05	<0.1	0.006	0.03	0.6	1.2	12.55	200	0.11	<0.01	0.3	3.0
K284892		65.0	1.62	10.35	0.14	1.7	0.058	1.86	25.9	39.4	2.37	574	2.70	0.23	7.5	41.3
K284893		55.6	1.37	7.12	0.12	1.4	0.044	1.72	21.7	46.6	2.10	593	2.05	0.23	5.8	28.5
K284894		83.9	1.78	10.45	0.14	1.7	0.061	1.76	24.9	29.3	2.38	479	2.26	0.33	7.2	45.1
K284895		81.6	1.61	9.49	0.15	1.6	0.067	1.64	22.3	26.2	2.54	464	2.07	0.23	6.7	42.5
K284896		65.8	1.43	7.80	0.14	1.4	0.048	1.66	20.2	35.7	1.91	417	2.02	0.19	5.8	34.3
K284897		60.5	1.39	7.74	0.13	1.4	0.048	1.63	19.7	34.8	1.87	418	2.09	0.18	5.6	33.1
K284898		76.2	1.60	8.84	0.15	1.5	0.049	1.65	22.3	23.4	2.16	467	2.20	0.26	6.2	37.6
K284899		77.4	1.70	9.97	0.15	1.6	0.086	1.96	23.3	26.4	2.19	479	2.16	0.34	7.0	38.3
K284900		61.1	1.34	10.50	0.17	2.0	0.102	4.00	24.9	22.3	1.95	541	1.20	0.21	9.2	30.6
K285001		95.7	1.45	10.25	0.15	2.0	0.076	1.67	28.4	22.5	1.96	601	1.38	0.27	9.0	28.1
K285002		1.9	0.44	0.23	0.05	<0.1	0.005	0.02	0.6	1.0	12.55	198	0.06	<0.01	0.2	3.2
K285003		59.6	1.31	7.88	0.10	1.3	0.043	1.02	20.4	22.5	1.96	506	1.64	0.30	5.4	23.4
K285004		33.4	0.84	4.55	0.09	0.9	0.019	1.31	15.0	21.0	1.31	348	1.51	0.26	3.7	17.6
K285005		67.6	1.60	9.07	0.13	1.4	0.036	1.69	22.9	45.5	2.26	502	3.00	0.28	6.5	40.5
K285006		66.9	1.51	8.49	0.13	1.4	0.014	1.74	21.4	20.6	2.01	416	1.25	0.32	6.3	35.9
K285007		78.0	1.53	8.14	0.12	1.3	0.018	1.66	20.3	19.9	1.89	410	1.24	0.31	6.0	36.0
K285008		120.5	1.74	9.98	0.15	1.5	0.095	0.86	23.1	20.9	2.37	557	2.23	0.33	6.7	34.0
K285009		146.5	1.89	9.79	0.13	1.6	0.213	1.25	22.3	36.2	2.37	569	3.07	0.27	6.7	39.6
K285010		275	2.31	11.05	0.30	1.4	0.580	1.06	28.7	36.7	2.11	658	3.57	0.25	6.9	38.1
K285011		1040	5.05	11.30	0.35	1.4	9.38	1.60	23.0	36.8	2.13	1780	11.80	0.19	7.8	45.4
K285012		191.0	2.73	15.65	0.19	2.4	0.039	2.16	28.4	51.5	2.33	355	3.17	0.36	11.3	58.6
K285013		165.0	2.25	13.80	0.17	2.2	0.061	1.28	27.9	53.4	2.08	343	1.85	0.29	10.3	48.8
K285014		153.5	2.22	11.30	0.26	1.6	0.485	1.40	24.7	54.9	2.11	348	5.20	0.26	7.4	45.8
K285015		92.4	1.70	9.31	0.12	1.3	0.056	1.18	16.4	49.0	1.92	396	1.62	0.18	5.9	37.3

***** See Appendix Page for comments regarding this certificate *****

ALS Canada Ltd.
2103 Dollarton Hwy
North Vancouver BC V7H 0A7
Phone: 604 984 0221 Fax: 604 984 0218 www.alsglobal.com

To: **SILVER RANGE RESOURCES LTD.**
C/O ARCHER, CATHRO & ASSOCIATES (1981) LIMITED
1016-510 W HASTINGS ST
VANCOUVER BC V6B 1L8

Finalized Date: 10-AUG-2012
Account: RANSIL

Project: Keg-Main-Group 2

CERTIFICATE OF ANALYSIS WH12170306

Sample Description	Method	ME-MS61	ME-MS61	ME-MS61	ME-MS61	ME-MS61	ME-MS61	ME-MS61	ME-MS61	ME-MS61	ME-MS61	ME-MS61	ME-MS61	ME-MS61	ME-MS61	ME-MS61
	Analyte	P	Pb	Rb	Re	S	Sb	Sc	Se	Sn	Sr	Ta	Te	Th	Ti	Tl
	Units	ppm	ppm	ppm	ppm	%	ppm	ppm	ppm	ppm	ppm	ppm	ppm	ppm	%	ppm
	LOR	10	0.5	0.1	0.002	0.01	0.05	0.1	1	0.2	0.2	0.05	0.05	0.2	0.005	0.02
K284880		990	22.8	94.9	0.010	0.36	5.04	8.0	5	44.6	298	0.69	0.07	7.1	0.267	1.03
K284881		600	87.5	67.9	0.004	0.49	2.26	5.5	5	44.7	274	0.59	0.05	6.0	0.224	0.77
K284882		640	22.3	80.9	0.005	0.41	2.54	6.5	4	41.3	283	0.68	<0.05	7.1	0.262	0.93
K284883		410	10.3	72.6	0.002	0.21	1.86	3.4	3	35.8	215	0.35	<0.05	3.6	0.139	0.79
K284884		500	34.7	63.6	0.004	0.37	2.32	5.0	4	29.9	286	0.54	<0.05	5.8	0.210	0.60
K284885		890	104.5	84.0	0.010	0.47	4.90	7.8	7	60.7	302	0.76	<0.05	7.6	0.286	0.95
K284886		830	1400	63.0	0.020	2.82	9.01	6.7	61	223	164.5	0.62	0.63	5.8	0.248	0.63
K284887		750	106.5	156.0	0.006	0.39	3.65	7.6	6	75.7	308	0.74	<0.05	7.3	0.281	1.73
K284888		690	68.7	123.0	0.007	0.34	6.33	5.9	4	58.5	272	0.56	<0.05	5.4	0.221	1.35
K284889		660	171.0	109.5	0.006	0.44	2.26	6.4	8	45.2	359	0.50	<0.05	5.4	0.196	1.14
K284890		880	76.1	127.5	0.013	0.88	3.91	10.4	11	38.0	337	0.72	0.06	7.5	0.273	1.40
K284891		160	1.5	1.7	<0.002	0.01	<0.05	0.3	1	0.2	45.9	<0.05	<0.05	<0.2	<0.005	<0.02
K284892		860	24.8	96.7	0.013	0.48	3.95	7.6	6	60.1	291	0.61	<0.05	6.3	0.232	1.10
K284893		670	78.9	86.1	0.010	0.35	2.86	5.5	6	45.9	259	0.48	0.05	5.1	0.189	0.90
K284894		970	119.0	88.7	0.013	0.69	3.22	8.3	9	37.7	324	0.58	<0.05	6.1	0.220	1.00
K284895		920	248	85.3	0.012	0.55	4.56	8.0	11	34.3	342	0.53	0.05	5.7	0.209	0.96
K284896		720	181.5	82.7	0.011	0.37	5.47	6.6	11	31.4	365	0.45	<0.05	4.8	0.181	0.93
K284897		730	193.5	82.0	0.010	0.35	5.43	6.5	11	30.4	359	0.43	<0.05	4.8	0.177	0.90
K284898		830	250	80.7	0.012	0.56	2.93	7.0	13	32.9	373	0.50	0.07	5.1	0.196	0.88
K284899		800	399	94.8	0.012	0.67	3.14	7.9	14	37.6	371	0.55	0.07	5.8	0.217	1.08
K284900		690	689	195.5	0.006	0.39	4.09	7.8	15	78.4	289	0.72	0.07	7.1	0.280	2.10
K285001		720	399	82.6	0.007	0.56	2.71	7.2	10	82.0	330	0.74	0.05	7.5	0.276	0.92
K285002		150	2.9	1.6	<0.002	0.01	<0.05	0.2	1	0.2	47.5	<0.05	<0.05	<0.2	<0.005	<0.02
K285003		720	141.5	61.6	0.009	0.46	2.62	5.6	7	38.7	392	0.43	<0.05	4.4	0.166	0.56
K285004		720	49.0	67.9	0.007	0.25	1.24	3.4	5	19.8	387	0.29	<0.05	2.9	0.118	0.64
K285005		930	198.0	82.5	0.015	0.47	3.86	7.0	10	58.5	412	0.50	<0.05	5.1	0.199	0.90
K285006		770	63.9	84.7	0.009	0.53	2.31	6.9	6	44.2	427	0.49	<0.05	5.0	0.192	0.92
K285007		770	57.9	79.7	0.010	0.54	2.57	6.4	7	41.2	422	0.47	<0.05	4.6	0.183	0.88
K285008		750	1105	54.7	0.011	0.81	6.19	7.8	18	96.5	312	0.52	0.10	5.5	0.203	0.55
K285009		770	220	64.3	0.010	0.79	6.48	7.9	10	94.2	327	0.52	0.06	5.6	0.209	0.75
K285010		530	3150	65.7	0.009	1.45	10.70	7.5	55	84.3	331	0.52	0.24	5.0	0.205	0.66
K285011		1130	2530	74.5	0.014	2.58	11.55	7.2	63	139.5	186.0	0.59	0.57	5.5	0.234	0.84
K285012		530	264	157.0	0.013	1.48	5.36	12.2	16	99.4	382	0.86	0.05	8.8	0.339	1.93
K285013		630	329	102.0	0.009	1.16	3.88	10.4	12	81.7	270	0.81	0.05	8.3	0.312	1.26
K285014		1070	2880	96.3	0.016	1.13	12.00	8.6	43	74.2	245	0.58	0.13	6.1	0.227	1.17
K285015		450	225	85.6	0.009	0.68	3.39	7.6	10	42.3	208	0.45	<0.05	5.0	0.190	1.03

***** See Appendix Page for comments regarding this certificate *****

ALS Canada Ltd.
2103 Dollarton Hwy
North Vancouver BC V7H 0A7
Phone: 604 984 0221 Fax: 604 984 0218 www.alsglobal.com

To: **SILVER RANGE RESOURCES LTD.**
C/ O ARCHER, CATHRO & ASSOCIATES (1981) LIMITED
1016- 510 W HASTINGS ST
VANCOUVER BC V6B 1L8

Finalized Date: 10- AUG- 2012
Account: RANSIL

Project: Keg- Main- Group 2

CERTIFICATE OF ANALYSIS WH12170306

Sample Description	Method	ME- MS61	ME- MS61	ME- MS61	ME- MS61	ME- MS61	ME- MS61	Zn- OG62	Zn- VOL50
	Analyte	U	V	W	Y	Zn	Zr	Zn	Zn
	Units	ppm	ppm	ppm	ppm	ppm	ppm	%	%
	LOR	0.1	1	0.1	0.1	2	0.5	0.001	0.01
K284880		3.2	68	1.2	28.3	208	68.1		
K284881		2.2	34	1.1	21.6	125	54.9		
K284882		2.4	44	1.3	26.0	89	62.9		
K284883		1.3	20	0.6	15.2	53	36.6		
K284884		2.0	33	0.9	19.5	45	52.8		
K284885		3.0	57	1.4	30.8	93	69.7		
K284886		3.2	107	5.4	23.6	>10000	40.5	1.410	1.52
K284887		2.6	55	1.2	26.8	157	63.1		
K284888		2.4	45	1.0	26.2	88	51.3		
K284889		2.5	51	0.8	21.3	271	49.3		
K284890		4.1	90	1.2	28.9	113	70.9		
K284891		0.6	3	0.1	0.9	16	<0.5		
K284892		4.2	70	1.1	27.2	159	59.4		
K284893		2.9	46	0.7	22.0	106	46.3		
K284894		3.7	77	0.9	26.3	193	58.8		
K284895		3.6	74	0.9	23.1	212	55.6		
K284896		3.0	61	0.9	20.3	174	48.5		
K284897		3.0	60	0.9	20.1	172	47.4		
K284898		3.4	72	0.9	22.5	177	53.1		
K284899		3.4	73	0.9	23.4	297	56.7		
K284900		2.5	58	1.4	26.1	245	67.3		
K285001		2.6	56	1.4	27.2	292	63.2		
K285002		0.6	2	0.1	0.8	17	<0.5		
K285003		2.8	50	0.8	19.4	199	44.7		
K285004		2.3	36	0.5	14.5	62	32.3		
K285005		3.8	80	0.8	22.7	136	51.8		
K285006		3.2	65	0.9	22.2	54	50.8		
K285007		3.3	61	0.7	21.2	56	46.8		
K285008		3.0	80	0.9	23.3	705	54.4		
K285009		2.7	84	1.1	24.2	1820	55.4		
K285010		2.5	110	1.4	26.7	2650	49.0		
K285011		3.2	119	3.8	24.5	7810	46.5		
K285012		3.2	113	1.3	29.1	296	83.6		
K285013		2.8	93	1.4	28.8	268	76.6		
K285014		3.5	106	1.0	27.3	1780	58.3		
K285015		2.0	73	0.8	19.4	145	47.7		

***** See Appendix Page for comments regarding this certificate *****

ALS Canada Ltd.
2103 Dollarton Hwy
North Vancouver BC V7H 0A7
Phone: 604 984 0221 Fax: 604 984 0218 www.alsglobal.com

To: **SILVER RANGE RESOURCES LTD.**
C/O ARCHER, CATHRO & ASSOCIATES (1981) LIMITED
1016-510 W HASTINGS ST
VANCOUVER BC V6B 1L8

Page: Appendix 1
Total # Appendix Pages: 1
Finalized Date: 10-AUG-2012
Account: RANSIL

Project: Keg-Main-Group 2

CERTIFICATE OF ANALYSIS WH12170306

Method	CERTIFICATE COMMENTS
ME-MS61	Interference: Ca>10% on ICP-MS As, ICP-AES results shown.
ME-MS61	REE's may not be totally soluble in this method.

ALS Canada Ltd.

2103 Dollarton Hwy
North Vancouver BC V7H 0A7
Phone: 604 984 0221 Fax: 604 984 0218 www.alsglobal.com

To: **SILVER RANGE RESOURCES LTD.**
C/O ARCHER, CATHRO & ASSOCIATES (1981) LIMITED
1016-510 W HASTINGS ST
VANCOUVER BC V6B 1L8

Finalized Date: 31-JUL-2012
Account: RANSIL

CERTIFICATE WH12171265

Project: Hammer-Keg

P.O. No.: Batch 18

This report is for 36 Drill Core samples submitted to our lab in Whitehorse, YT, Canada on 23-JUL-2012.

The following have access to data associated with this certificate:

MATT DUMALA	JOAN MARIACHER	

SAMPLE PREPARATION

ALS CODE	DESCRIPTION
WEI-21	Received Sample Weight
LOG-22	Sample login - Rcd w/o BarCode
CRU-31	Fine crushing - 70%<2mm
CRU-QC	Crushing QC Test
SPL-21	Split sample - riffle splitter
PUL-QC	Pulverizing QC Test
PUL-31	Pulverize split to 85%<75 um
LOG-22d	Sample login - Rcd w/o BarCode dup
SPL-21d	Split sample - duplicate
PUL-31d	Pulverize Split - duplicate
LOG-23	Pulp Login - Rcvd with Barcode

ANALYTICAL PROCEDURES

ALS CODE	DESCRIPTION	INSTRUMENT
Au-AA24	Au 50g FA AA finish	AAS
ME-OG62	Ore Grade Elements - Four Acid	ICP-AES
Sn-XRF05	Sn-Trace Level XRF Analysis	XRF
ME-MS61	48 element four acid ICP-MS	
Ag-OG62	Ore Grade Ag - Four Acid	VARIABLE
Pb-OG62	Ore Grade Pb - Four Acid	VARIABLE
Zn-OG62	Ore Grade Zn - Four Acid	VARIABLE
Ag-GRA21	Ag 30g FA-GRAV finish	WST-SIM

To: **SILVER RANGE RESOURCES LTD.**
ATTN: JOAN MARIACHER
C/O ARCHER, CATHRO & ASSOCIATES (1981) LIMITED
1016-510 W HASTINGS ST
VANCOUVER BC V6B 1L8

This is the Final Report and supersedes any preliminary report with this certificate number. Results apply to samples as submitted. All pages of this report have been checked and approved for release.

***** See Appendix Page for comments regarding this certificate *****

Signature: 

Colin Ramshaw, Vancouver Laboratory Manager

ALS Canada Ltd.
2103 Dollarton Hwy
North Vancouver BC V7H 0A7
Phone: 604 984 0221 Fax: 604 984 0218 www.alsglobal.com

To: **SILVER RANGE RESOURCES LTD.**
C/O ARCHER, CATHRO & ASSOCIATES (1981) LIMITED
1016-510 W HASTINGS ST
VANCOUVER BC V6B 1L8

Finalized Date: 31-JUL-2012
Account: RANSIL

Project: Hammer-Keg

CERTIFICATE OF ANALYSIS WH12171265

Sample Description	Method / Analyte / Units / LOR	WEI-21 Recvd Wt. kg 0.02	Au-AA24 Au ppm 0.005	Sn-XRF05 Sn ppm 5	ME-MS61 Ag ppm 0.01	ME-MS61 Al % 0.01	ME-MS61 As ppm 0.2	ME-MS61 Ba ppm 10	ME-MS61 Be ppm 0.05	ME-MS61 Bi ppm 0.01	ME-MS61 Ca % 0.01	ME-MS61 Cd ppm 0.02	ME-MS61 Ce ppm 0.01	ME-MS61 Co ppm 0.1	ME-MS61 Cr ppm 1	ME-MS61 Cs ppm 0.05
L840113		4.98	<0.005	11	0.10	7.04	0.8	550	5.28	0.98	1.09	0.07	79.2	2.8	16	3.92
L840114		5.27	<0.005	10	0.11	6.87	0.5	550	5.15	0.58	1.09	0.05	75.8	2.5	13	6.14
L840115		4.60	<0.005	8	0.12	6.95	5.8	480	4.53	0.53	0.98	0.06	71.4	2.7	13	13.60
L840116		0.23	0.087	26	61.6	4.91	2680	570	0.79	3.82	6.91	126.5	26.8	13.2	44	2.79
L840117		3.43	<0.005	8	0.41	7.01	27.8	460	4.44	0.69	0.24	0.16	72.0	3.1	9	22.3
L840118		2.94	<0.005	10	0.77	5.87	131.0	300	3.94	0.42	0.47	0.22	62.3	1.9	11	19.55
L840119		1.43	0.066	16	17.30	5.11	1785	170	3.49	0.32	0.22	3.34	52.1	4.8	11	14.75
L840120		3.09	<0.005	9	0.32	7.09	6.1	590	5.14	0.94	0.95	0.11	83.7	3.2	17	11.65
L840121		3.39	<0.005	<5	0.02	0.06	5	20	0.05	0.01	19.95	0.06	1.13	1.7	1	0.21
L840122		7.49	<0.005	7	0.11	7.16	0.9	590	5.15	1.33	1.06	0.04	87.3	2.9	18	7.10
L840123		4.77	<0.005	8	0.17	7.12	6.2	470	5.86	0.63	1.11	0.06	79.8	3.1	13	13.80
L840124		6.08	<0.005	7	0.47	7.06	2.1	460	4.60	1.55	0.83	0.05	84.4	2.8	15	13.55
L840125		5.02	<0.005	10	4.13	7.16	60.2	410	4.18	1.04	0.73	0.11	71.2	2.8	12	17.00
L840126		1.11	<0.005	10	3.12	6.87	74.0	400	3.84	1.03	0.74	0.12	70.9	2.8	12	16.40
L840127		4.59	<0.005	10	3.31	7.55	4.6	180	4.63	0.80	0.37	0.11	64.6	2.4	10	20.5
L840128		0.23	0.091	25	61.2	4.92	2620	570	0.73	3.92	6.92	126.5	27.2	13.0	43	2.82
L840129		4.30	<0.005	9	2.03	7.08	3.1	420	3.89	0.89	0.54	0.10	67.6	2.2	10	22.0
L840130		3.53	<0.005	8	0.65	7.14	5.6	490	4.00	0.80	0.52	0.07	80.4	3.1	14	16.95
L840131		7.45	<0.005	5	0.28	7.10	3.8	500	5.23	0.52	0.98	0.07	76.3	2.7	15	14.80
L840132		3.10	<0.005	8	0.30	7.33	4.7	510	5.45	0.51	1.03	0.06	78.1	3.0	16	14.55
L840133		4.32	<0.005	6	0.17	7.07	13.4	540	4.86	0.57	0.67	0.15	82.1	3.0	17	11.05
L840134		7.62	<0.005	10	0.07	7.27	1.4	540	5.76	0.58	1.09	0.05	76.1	3.1	19	11.05
L840141		3.32	<0.005	10	0.47	7.38	1.5	550	4.62	0.52	1.07	0.05	83.1	2.6	15	18.05
L840142		1.24	<0.005	26	7.45	6.02	119.5	290	4.05	0.41	0.37	9.27	63.3	2.7	12	18.35
L840143		4.03	<0.005	<5	<0.01	0.06	<5	10	<0.05	0.02	22.1	0.07	1.22	1.0	1	0.17
L840139		4.76	<0.005	7	0.13	7.36	0.7	490	4.27	0.52	1.16	<0.02	73.8	2.4	13	16.55
L840140		<0.02	<0.005	7	0.13	7.43	1.1	490	5.02	0.54	1.25	0.02	77.9	2.4	14	17.15
L840148		4.01	<0.005	5	0.07	7.56	1.1	600	5.00	0.45	1.16	<0.02	88.5	2.9	16	15.90
L840149		3.63	<0.005	8	0.41	7.60	10.5	610	5.16	0.59	0.26	0.15	83.9	3.5	10	28.1
L840150		2.35	<0.005	6	10.85	5.93	47.6	280	4.95	0.51	0.24	1.71	59.3	2.0	9	24.9
L840901		2.15	0.894	384	>100	0.57	3010	20	0.79	13.55	0.07	120.0	6.29	4.0	5	3.14
L840902		2.77	<0.005	10	8.92	7.82	7.8	420	5.62	0.64	0.64	0.63	93.7	3.2	16	27.2
L840903		4.97	<0.005	<5	32.0	7.52	15.1	620	5.74	0.59	1.20	0.62	88.7	3.2	15	16.65
L840904		4.64	<0.005	8	0.62	7.54	3.0	600	5.33	0.53	0.82	0.06	87.4	3.3	14	20.3
L840905		1.01	<0.005	9	4.40	6.30	53.5	420	4.12	0.37	0.47	3.16	48.8	2.5	9	18.45
L840907		6.23	<0.005	11	0.23	7.66	21.4	610	5.68	0.43	1.17	0.03	82.3	2.8	15	22.8

***** See Appendix Page for comments regarding this certificate *****

ALS Canada Ltd.
2103 Dollarton Hwy
North Vancouver BC V7H 0A7
Phone: 604 984 0221 Fax: 604 984 0218 www.alsglobal.com

To: **SILVER RANGE RESOURCES LTD.**
C/O ARCHER, CATHRO & ASSOCIATES (1981) LIMITED
1016-510 W HASTINGS ST
VANCOUVER BC V6B 1L8

Finalized Date: 31-JUL-2012
Account: RANSIL

Project: Hammer-Keg

CERTIFICATE OF ANALYSIS WH12171265

Sample Description	Method	ME-MS61	ME-MS61	ME-MS61	ME-MS61	ME-MS61	ME-MS61	ME-MS61	ME-MS61	ME-MS61	ME-MS61	ME-MS61	ME-MS61	ME-MS61	ME-MS61	ME-MS61
	Analyte	Cu	Fe	Ga	Ge	Hf	In	K	La	Li	Mg	Mn	Mo	Na	Nb	Ni
	Units	ppm	%	ppm	ppm	ppm	ppm	%	ppm	ppm	%	ppm	ppm	%	ppm	ppm
	LOR	0.2	0.01	0.05	0.05	0.1	0.005	0.01	0.5	0.2	0.01	5	0.05	0.01	0.1	0.2
L840113		3.7	1.57	26.1	0.18	2.1	0.032	3.55	40.9	63.9	0.44	243	0.23	2.03	10.3	3.0
L840114		1.7	1.38	25.2	0.20	2.1	0.028	4.00	39.3	58.8	0.38	237	0.34	1.81	11.6	2.8
L840115		2.6	1.62	24.2	0.17	1.9	0.031	3.78	37.3	77.2	0.31	705	0.48	1.24	11.1	3.2
L840116		995	3.76	11.70	0.14	1.5	0.075	1.36	14.1	15.8	0.69	2750	5.50	1.24	4.5	27.8
L840117		2.5	1.19	27.0	0.15	2.0	0.032	4.26	36.9	235	0.23	1180	0.30	0.11	11.6	2.9
L840118		1.9	1.90	22.3	0.13	1.7	0.023	3.38	32.3	122.5	0.27	2940	0.29	0.07	9.4	2.2
L840119		13.4	3.19	17.60	0.13	1.4	0.023	2.56	26.7	112.5	0.25	4130	0.22	0.04	7.3	2.8
L840120		9.0	1.60	26.5	0.22	1.9	0.038	3.69	43.7	78.0	0.39	735	0.21	1.56	12.0	3.6
L840121		1.9	0.44	0.53	0.17	<0.1	<0.005	0.03	0.5	1.3	12.35	205	<0.05	0.01	0.3	2.2
L840122		9.7	1.54	27.2	0.26	2.0	0.039	3.70	44.8	75.0	0.45	246	0.29	1.95	11.2	3.3
L840123		3.2	1.70	26.1	0.26	1.7	0.033	3.56	40.5	89.5	0.33	807	0.24	1.57	10.9	3.5
L840124		3.1	1.71	25.9	0.26	1.7	0.036	3.57	43.3	68.5	0.36	649	0.23	1.46	10.8	3.1
L840125		15.7	1.56	29.2	0.21	1.7	0.038	4.04	35.8	91.9	0.34	6540	0.25	0.58	12.3	3.2
L840126		15.7	1.52	27.2	0.20	1.8	0.034	3.87	36.5	90.8	0.34	5530	0.44	0.53	11.6	3.3
L840127		114.0	1.28	39.9	0.17	1.6	0.052	4.07	32.6	79.6	0.41	1740	0.20	0.04	10.1	2.9
L840128		986	3.76	11.45	0.17	1.6	0.081	1.35	14.3	15.8	0.69	2750	5.36	1.24	4.5	26.9
L840129		86.5	1.47	26.0	0.19	1.8	0.040	3.97	34.2	110.0	0.31	1100	0.27	0.47	11.0	2.7
L840130		4.4	1.56	24.5	0.22	1.8	0.036	3.97	41.5	75.4	0.28	913	0.22	0.89	10.5	3.6
L840131		5.3	1.53	25.3	0.20	1.8	0.032	3.75	39.4	60.4	0.31	644	0.20	1.48	10.4	3.3
L840132		6.1	1.51	26.0	0.20	1.7	0.035	3.77	40.5	58.1	0.33	613	0.27	1.53	10.5	3.6
L840133		5.5	1.55	26.7	0.23	1.8	0.034	3.51	42.4	49.3	0.35	568	0.32	1.84	11.4	3.8
L840134		5.6	1.52	26.2	0.22	1.7	0.036	3.53	39.1	61.6	0.41	337	0.26	2.02	11.7	4.1
L840141		6.2	1.57	22.2	0.10	1.6	0.033	4.25	38.7	77.1	0.33	969	0.28	1.40	11.4	3.1
L840142		33.9	2.35	20.4	0.09	1.2	0.035	3.20	29.1	306	0.27	25100	0.34	0.08	7.1	3.4
L840143		1.8	0.48	0.33	<0.05	<0.1	<0.005	0.03	0.6	1.4	13.55	248	0.13	0.01	0.2	7.9
L840139		1.9	1.66	23.8	0.10	1.4	0.036	4.09	33.6	53.7	0.38	1440	0.37	1.38	11.8	2.6
L840140		2.0	1.64	24.4	0.11	1.5	0.042	4.13	35.6	57.0	0.43	1380	0.36	1.39	12.5	2.9
L840148		6.2	1.62	23.0	0.12	1.5	0.037	3.90	40.7	84.8	0.40	591	0.32	1.60	8.8	3.1
L840149		4.4	1.44	24.1	0.13	1.7	0.035	4.40	38.5	150.5	0.24	1490	0.42	0.14	10.0	2.8
L840150		13.5	1.39	17.95	0.10	1.2	0.029	2.75	28.0	251	0.22	2620	0.25	0.07	7.5	2.3
L840901		3840	29.4	3.09	0.33	0.1	0.124	0.23	3.4	38.7	0.07	4530	0.19	0.01	0.8	2.5
L840902		14.8	2.38	24.6	0.10	1.5	0.037	3.77	42.4	207	0.40	4680	0.30	0.33	10.5	3.2
L840903		25.9	1.81	23.4	0.11	1.6	0.034	3.90	40.2	75.3	0.43	409	0.33	1.76	9.8	3.1
L840904		4.7	1.68	23.8	0.11	1.7	0.031	4.22	39.6	177.5	0.37	1080	0.33	0.73	10.1	3.5
L840905		27.6	2.19	21.3	0.09	1.3	0.028	3.85	21.0	178.5	0.23	36800	0.39	0.09	8.4	2.4
L840907		3.6	1.66	24.9	0.10	1.6	0.031	4.07	37.1	259	0.38	947	0.37	0.98	10.6	2.7

***** See Appendix Page for comments regarding this certificate *****

ALS Canada Ltd.
2103 Dollarton Hwy
North Vancouver BC V7H 0A7
Phone: 604 984 0221 Fax: 604 984 0218 www.alsglobal.com

To: **SILVER RANGE RESOURCES LTD.**
C/O ARCHER, CATHRO & ASSOCIATES (1981) LIMITED
1016-510 W HASTINGS ST
VANCOUVER BC V6B 1L8

Finalized Date: 31-JUL-2012
Account: RANSIL

Project: Hammer-Keg

CERTIFICATE OF ANALYSIS WH12171265

Sample Description	Method	ME-MS61	ME-MS61	ME-MS61	ME-MS61	ME-MS61	ME-MS61	ME-MS61	ME-MS61	ME-MS61	ME-MS61	ME-MS61	ME-MS61	ME-MS61	ME-MS61	ME-MS61
	Analyte	P	Pb	Rb	Re	S	Sb	Sc	Se	Sn	Sr	Ta	Te	Th	Ti	Tl
	Units	ppm	ppm	ppm	ppm	%	ppm	ppm	ppm	ppm	ppm	ppm	ppm	ppm	%	ppm
	LOR	10	0.5	0.1	0.002	0.01	0.05	0.1	1	0.2	0.2	0.05	0.05	0.2	0.005	0.02
L840113		440	42.4	215	<0.002	0.01	0.08	5.3	<1	6.4	191.0	0.90	<0.05	20.3	0.219	1.36
L840114		420	43.5	270	<0.002	<0.01	0.15	5.0	<1	7.0	167.0	1.04	<0.05	19.2	0.201	1.80
L840115		400	40.4	289	<0.002	0.01	1.20	4.8	<1	7.0	110.0	0.91	<0.05	19.0	0.198	1.91
L840116		640	>10000	64.5	0.002	2.78	53.9	8.7	4	2.7	435	0.29	0.18	3.9	0.224	0.76
L840117		540	52.2	343	<0.002	0.12	4.16	5.1	<1	7.0	71.7	1.00	<0.05	20.2	0.195	2.28
L840118		440	59.7	299	<0.002	0.51	9.05	4.0	<1	8.1	46.0	0.82	<0.05	16.3	0.158	2.73
L840119		380	73.7	248	<0.002	1.52	47.9	3.5	<1	14.7	23.1	0.61	<0.05	12.8	0.128	3.17
L840120		400	47.3	258	<0.002	0.04	1.37	5.4	<1	7.2	165.0	0.89	<0.05	20.6	0.230	1.84
L840121		150	1.5	1.8	<0.002	0.01	0.06	0.4	<1	<0.2	46.2	<0.05	<0.05	<0.2	<0.005	<0.02
L840122		440	45.0	234	<0.002	0.01	0.08	5.4	<1	6.3	191.0	0.87	<0.05	21.5	0.228	1.53
L840123		520	40.6	246	<0.002	0.01	1.40	5.6	<1	6.7	138.5	1.01	<0.05	18.3	0.213	1.61
L840124		480	44.7	254	<0.002	0.01	1.18	5.8	<1	6.6	109.0	0.70	<0.05	18.7	0.227	1.89
L840125		500	76.0	330	<0.002	0.06	5.92	5.3	<1	8.6	65.2	1.26	<0.05	17.0	0.198	2.66
L840126		490	77.7	318	<0.002	0.06	5.27	5.0	<1	8.1	62.9	1.22	<0.05	17.1	0.189	2.66
L840127		430	54.6	490	<0.002	0.09	4.75	4.4	<1	9.1	16.6	0.84	<0.05	16.6	0.179	3.84
L840128		640	>10000	62.7	0.002	2.76	53.4	8.6	4	2.7	435	0.30	0.21	3.9	0.222	0.78
L840129		540	57.5	338	<0.002	0.09	2.56	4.5	<1	8.6	61.4	1.63	<0.05	17.3	0.163	2.60
L840130		440	51.3	287	<0.002	0.05	2.07	5.1	<1	6.9	89.1	0.85	<0.05	19.2	0.193	2.29
L840131		480	42.6	255	<0.002	0.02	1.19	5.1	<1	6.7	144.5	0.86	<0.05	18.4	0.195	1.81
L840132		480	43.3	254	<0.002	0.02	1.33	5.4	<1	7.0	149.5	0.89	<0.05	18.5	0.202	1.82
L840133		530	41.6	248	<0.002	0.01	1.46	5.6	<1	7.8	140.5	0.98	<0.05	20.0	0.218	1.62
L840134		550	41.5	229	<0.002	0.01	0.28	5.7	<1	7.9	178.0	1.16	<0.05	19.0	0.219	1.46
L840141		430	50.1	317	<0.002	0.02	0.76	4.6	1	7.7	143.0	0.84	<0.05	18.3	0.189	2.41
L840142		400	121.0	286	<0.002	0.54	10.80	3.9	1	27.4	41.9	0.56	<0.05	14.3	0.153	2.61
L840143		170	<0.5	1.7	<0.002	0.01	<0.05	0.3	1	<0.2	44.6	<0.05	<0.05	<0.2	<0.005	<0.02
L840139		460	45.3	294	<0.002	0.05	0.31	5.3	1	7.6	140.5	0.97	<0.05	16.6	0.185	2.45
L840140		470	46.7	308	<0.002	0.05	0.30	5.8	<1	7.8	144.5	1.04	<0.05	16.9	0.192	2.47
L840148		520	45.2	267	<0.002	0.01	0.34	5.0	1	6.1	176.5	0.70	<0.05	18.8	0.211	1.67
L840149		560	48.2	336	<0.002	0.06	4.72	5.2	1	7.0	92.6	0.83	<0.05	19.4	0.203	2.38
L840150		420	143.5	273	<0.002	0.09	19.55	4.0	1	7.9	40.2	0.64	<0.05	14.3	0.161	1.90
L840901		30	>10000	23.1	<0.002	>10.0	5470	0.5	4	394	2.9	0.05	0.05	1.3	0.013	6.37
L840902		460	178.0	311	<0.002	0.18	10.95	5.7	1	9.4	75.7	0.88	<0.05	20.7	0.225	3.32
L840903		480	670	270	<0.002	0.19	36.8	5.2	1	8.4	191.0	0.77	<0.05	19.5	0.209	1.83
L840904		530	53.8	309	<0.002	0.16	2.60	5.3	1	7.0	129.5	0.85	<0.05	18.8	0.209	2.50
L840905		430	161.0	307	<0.002	0.35	14.05	4.3	1	10.5	59.9	0.72	<0.05	12.2	0.164	3.28
L840907		510	48.7	295	<0.002	0.04	2.26	5.3	1	6.7	146.5	0.85	<0.05	18.3	0.214	2.13

***** See Appendix Page for comments regarding this certificate *****

ALS Canada Ltd.
2103 Dollarton Hwy
North Vancouver BC V7H 0A7
Phone: 604 984 0221 Fax: 604 984 0218 www.alsglobal.com

To: **SILVER RANGE RESOURCES LTD.**
C/O ARCHER, CATHRO & ASSOCIATES (1981) LIMITED
1016-510 W HASTINGS ST
VANCOUVER BC V6B 1L8

Finalized Date: 31-JUL-2012
Account: RANSIL

Project: Hammer-Keg

CERTIFICATE OF ANALYSIS WH12171265

Sample Description	Method Analyte Units LOR	ME-MS61 U ppm 0.1	ME-MS61 V ppm 1	ME-MS61 W ppm 0.1	ME-MS61 Y ppm 0.1	ME-MS61 Zn ppm 2	ME-MS61 Zr ppm 0.5	Ag-OG62 Ag ppm 1	Pb-OG62 Pb % 0.001	Zn-OG62 Zn % 0.001	Ag-GRA21 Ag ppm 5
L840113		6.1	24	0.9	9.0	54	73.7				
L840114		7.2	21	1.0	8.9	52	75.9				
L840115		7.5	21	1.4	7.9	73	70.4				
L840116		1.9	62	9.0	11.6	>10000	43.6		1.930	2.00	
L840117		13.4	20	2.6	8.6	85	70.3				
L840118		10.3	16	1.6	7.6	171	50.8				
L840119		7.0	14	1.3	6.9	1440	44.5				
L840120		8.0	26	1.1	8.0	128	72.9				
L840121		0.7	2	0.1	0.8	14	0.5				
L840122		7.0	26	1.0	8.5	55	74.3				
L840123		8.1	25	1.7	9.2	231	57.4				
L840124		7.3	26	1.4	8.9	82	53.6				
L840125		10.0	24	1.8	9.1	229	55.4				
L840126		12.7	23	1.7	8.8	201	53.8				
L840127		7.4	31	1.5	6.9	111	53.3				
L840128		2.0	61	9.1	11.3	>10000	45.0		1.915	2.01	
L840129		9.7	17	1.3	8.3	111	56.6				
L840130		8.1	22	1.4	9.0	127	59.6				
L840131		9.3	22	1.5	8.5	92	60.3				
L840132		9.0	23	1.5	8.4	103	59.4				
L840133		8.4	25	1.3	7.9	232	62.3				
L840134		12.2	25	1.1	8.0	70	56.8				
L840141		7.6	23	1.2	8.3	126	58.8				
L840142		6.1	20	1.6	8.9	3710	44.2				
L840143		0.6	3	0.1	0.8	20	<0.5				
L840139		8.1	21	1.1	8.4	86	53.0				
L840140		8.3	22	1.2	8.9	84	57.6				
L840148		6.7	25	1.6	8.4	99	54.8				
L840149		6.9	22	5.1	8.9	313	63.2				
L840150		8.3	19	6.6	7.3	1290	45.7				
L840901		5.8	2	1.0	1.2	>10000	4.2	>1500	8.99	4.84	4620
L840902		9.7	27	2.1	9.0	862	60.7				
L840903		9.1	25	1.0	8.0	335	60.9				
L840904		8.1	24	3.5	9.2	141	63.9				
L840905		8.8	19	2.0	7.1	1370	50.6				
L840907		6.0	25	3.4	8.3	110	64.9				

***** See Appendix Page for comments regarding this certificate *****

ALS Canada Ltd.
2103 Dollarton Hwy
North Vancouver BC V7H 0A7
Phone: 604 984 0221 Fax: 604 984 0218 www.alsglobal.com

To: **SILVER RANGE RESOURCES LTD.**
C/O ARCHER, CATHRO & ASSOCIATES (1981) LIMITED
1016-510 W HASTINGS ST
VANCOUVER BC V6B 1L8

Finalized Date: 31-JUL-2012
Account: RANSIL

Project: Hammer-Keg

CERTIFICATE OF ANALYSIS WH12171265

Method	CERTIFICATE COMMENTS
ME-MS61	Interference: Ca>10% on ICP-MS As, ICP-AES results shown.
ME-MS61	REE's may not be totally soluble in this method.

ALS Canada Ltd.

2103 Dollarton Hwy
North Vancouver BC V7H 0A7
Phone: 604 984 0221 Fax: 604 984 0218 www.alsglobal.com

To: **SILVER RANGE RESOURCES LTD.**
C/O ARCHER, CATHRO & ASSOCIATES (1981) LIMITED
1016-510 W HASTINGS ST
VANCOUVER BC V6B 1L8

Finalized Date: 1-AUG-2012
Account: RANSIL

CERTIFICATE WH12171407

Project: Keg-Group 1

P.O. No.:

This report is for 31 Soil samples submitted to our lab in Whitehorse, YT, Canada on 23-JUL-2012.

The following have access to data associated with this certificate:

MATT DUMALA	JOAN MARIACHER	

SAMPLE PREPARATION

ALS CODE	DESCRIPTION
WEI-21	Received Sample Weight
LOG-22	Sample login - Rcd w/o BarCode
SCR-41	Screen to -180um and save both

ANALYTICAL PROCEDURES

ALS CODE	DESCRIPTION	INSTRUMENT
Au-ICP21	Au 30g FA ICP-AES Finish	ICP-AES
ME-MS41	51 anal. aqua regia ICPMS	

To: **SILVER RANGE RESOURCES LTD.**
ATTN: JOAN MARIACHER
C/O ARCHER, CATHRO & ASSOCIATES (1981) LIMITED
1016-510 W HASTINGS ST
VANCOUVER BC V6B 1L8

This is the Final Report and supersedes any preliminary report with this certificate number. Results apply to samples as submitted. All pages of this report have been checked and approved for release.

***** See Appendix Page for comments regarding this certificate *****

Signature:

Colin Ramshaw, Vancouver Laboratory Manager

ALS Canada Ltd.
2103 Dollarton Hwy
North Vancouver BC V7H 0A7
Phone: 604 984 0221 Fax: 604 984 0218 www.alsglobal.com

To: **SILVER RANGE RESOURCES LTD.**
C/O ARCHER, CATHRO & ASSOCIATES (1981) LIMITED
1016-510 W HASTINGS ST
VANCOUVER BC V6B 1L8

Finalized Date: 1-AUG-2012
Account: RANSIL

Project: Keg-Group 1

CERTIFICATE OF ANALYSIS WH12171407

Sample Description	Method	WEI-21	Au-ICP21	ME-MS41	ME-MS41	ME-MS41	ME-MS41	ME-MS41	ME-MS41	ME-MS41	ME-MS41	ME-MS41	ME-MS41	ME-MS41	ME-MS41	ME-MS41
	Analyte	Recvd Wt.	Au	Ag	Al	As	Au	B	Ba	Be	Bi	Ca	Cd	Ce	Co	Cr
	Units	kg	ppm	ppm	%	ppm	ppm	ppm	ppm	ppm	ppm	%	ppm	ppm	ppm	ppm
	LOR	0.02	0.001	0.01	0.01	0.1	0.2	10	10	0.05	0.01	0.01	0.01	0.02	0.1	1
DD006301		0.11	0.005	0.21	0.49	8.0	<0.2	<10	420	0.29	0.11	2.35	1.01	11.40	3.5	7
DD006302		0.36	0.004	0.45	0.86	27.9	<0.2	<10	650	0.51	0.37	0.68	0.89	28.4	7.1	17
DD006303		0.16	0.004	0.44	0.75	14.9	<0.2	<10	510	0.40	0.24	1.09	0.93	18.00	4.3	13
DD006304		0.23	0.005	0.55	0.86	12.7	<0.2	<10	470	0.59	0.23	1.37	1.66	21.2	4.2	15
DD006305		0.34	0.006	0.50	0.86	34.7	<0.2	<10	850	0.61	0.34	0.40	1.16	31.1	6.1	17
DD006306		0.26	0.004	0.60	1.07	25.7	<0.2	<10	900	0.66	0.37	0.90	1.11	28.6	6.7	22
DD006307		0.28	0.005	0.60	1.30	13.3	<0.2	<10	750	0.77	0.40	1.05	1.00	31.1	7.7	25
DD006308		0.11	0.002	0.32	0.77	6.4	<0.2	<10	420	0.33	0.13	0.98	0.62	18.75	4.9	13
DD006309		0.16	0.007	1.24	1.52	16.7	<0.2	<10	880	0.99	0.36	1.18	1.98	36.9	9.5	24
DD006310		0.16	0.003	0.31	0.72	5.1	<0.2	<10	300	0.26	0.12	0.41	0.16	16.30	4.5	12
DD006311		0.24	0.003	0.31	0.75	9.7	<0.2	<10	290	0.28	0.20	0.26	0.26	17.40	2.8	14
DD006325		0.21	0.011	0.81	0.91	4.4	<0.2	<10	250	0.41	0.30	0.17	0.47	29.5	1.3	20
DD006326		0.23	0.003	0.31	0.82	5.5	<0.2	<10	270	0.32	0.22	0.22	0.23	21.7	1.5	15
DD006327		0.22	0.005	0.53	1.24	11.6	<0.2	<10	450	0.49	0.30	0.34	0.55	26.6	3.7	21
DD006328		0.22	0.002	0.36	0.81	13.8	<0.2	<10	290	0.25	0.27	0.27	0.20	19.85	4.5	16
DD006329		0.33	0.003	0.41	1.26	14.7	<0.2	<10	490	0.44	0.34	0.27	0.34	28.2	13.2	24
DD006330		0.23	0.004	0.70	1.55	13.3	<0.2	<10	690	0.72	0.44	0.59	0.61	32.9	8.7	26
DD006331		0.19	0.003	0.48	1.10	15.4	<0.2	<10	720	0.61	0.31	1.14	0.57	25.3	5.9	21
DD006332		0.24	0.004	0.25	0.93	12.7	<0.2	<10	440	0.35	0.28	0.64	0.26	21.3	6.5	16
DD006333		0.20	0.003	0.19	0.71	4.2	<0.2	<10	440	0.28	0.21	0.50	0.22	21.4	1.3	15
DD006334		0.19	0.001	0.07	0.36	1.1	<0.2	<10	270	0.14	0.06	0.68	0.11	5.08	0.7	4
DD006335		0.22	0.009	1.06	0.97	4.6	<0.2	<10	880	0.35	0.21	0.27	0.57	22.1	1.9	13
DD006336		0.17	0.004	0.30	0.98	10.5	<0.2	<10	810	0.41	0.22	0.81	0.84	17.35	5.1	18
DD006337		0.29	0.004	0.33	1.05	9.4	<0.2	<10	590	0.30	0.26	0.56	0.38	22.3	5.5	21
DD006338		0.41	0.002	0.16	1.17	11.9	<0.2	<10	830	0.35	0.29	0.33	0.19	21.3	5.4	24
DD006339		0.22	0.005	0.54	1.17	13.4	<0.2	<10	850	0.46	0.37	0.98	0.29	22.1	5.3	20
DD006340		0.17	0.004	0.55	0.99	15.9	<0.2	<10	930	0.63	0.32	0.84	1.36	29.8	6.9	21
DD006341		0.22	0.011	1.14	0.88	15.4	<0.2	<10	330	0.60	0.30	0.40	1.00	23.1	6.2	13
DD006342		0.21	0.010	0.47	0.90	4.9	<0.2	<10	390	0.38	0.26	0.26	0.57	24.8	2.1	17
DD006343		0.22	0.004	0.56	0.48	5.6	<0.2	<10	180	0.21	0.18	0.14	0.29	10.95	9.2	10
DD006344		0.32	0.011	1.04	1.11	9.0	<0.2	<10	440	0.53	0.40	0.29	0.48	29.5	5.7	18

***** See Appendix Page for comments regarding this certificate *****

ALS Canada Ltd.
2103 Dollarton Hwy
North Vancouver BC V7H 0A7
Phone: 604 984 0221 Fax: 604 984 0218 www.alsglobal.com

To: **SILVER RANGE RESOURCES LTD.**
C/O ARCHER, CATHRO & ASSOCIATES (1981) LIMITED
1016-510 W HASTINGS ST
VANCOUVER BC V6B 1L8

Finalized Date: 1-AUG-2012
Account: RANSIL

Project: Keg-Group 1

CERTIFICATE OF ANALYSIS WH12171407

Sample Description	Method	ME-MS41	ME-MS41	ME-MS41	ME-MS41	ME-MS41	ME-MS41	ME-MS41	ME-MS41	ME-MS41	ME-MS41	ME-MS41	ME-MS41	ME-MS41	ME-MS41	ME-MS41
	Analyte	Cs	Cu	Fe	Ga	Ge	Hf	Hg	In	K	La	Li	Mg	Mn	Mo	Na
	Units	ppm	ppm	%	ppm	ppm	ppm	ppm	ppm	%	ppm	ppm	%	ppm	ppm	%
	LOR	0.05	0.2	0.01	0.05	0.05	0.02	0.01	0.005	0.01	0.2	0.1	0.01	5	0.05	0.01
DD006301		0.41	22.0	0.93	1.38	<0.05	0.03	0.05	0.009	0.04	4.6	3.9	0.17	691	0.87	0.03
DD006302		1.75	28.4	2.11	2.72	0.06	0.06	0.07	0.022	0.10	14.2	10.9	0.32	424	4.04	0.01
DD006303		1.19	27.7	1.46	2.34	<0.05	0.04	0.08	0.015	0.07	8.6	7.5	0.24	236	2.21	0.02
DD006304		1.18	89.3	1.72	2.55	0.05	0.06	0.11	0.023	0.09	11.1	11.1	0.27	127	1.96	0.01
DD006305		2.33	40.0	2.11	2.90	0.06	0.03	0.07	0.026	0.11	15.2	12.2	0.34	260	3.80	0.01
DD006306		1.76	38.7	1.99	3.45	0.05	0.08	0.09	0.024	0.12	14.0	12.9	0.39	297	2.24	0.02
DD006307		1.11	62.1	2.17	3.83	<0.05	0.07	0.13	0.028	0.10	15.5	16.3	0.42	535	1.99	0.01
DD006308		0.61	12.0	1.44	2.38	<0.05	0.04	0.11	0.015	0.07	7.8	7.9	0.23	244	0.91	0.02
DD006309		1.30	89.3	2.97	3.40	0.07	0.08	0.27	0.041	0.13	19.0	12.9	0.29	997	5.51	0.01
DD006310		0.63	14.0	1.28	2.37	<0.05	0.02	0.10	0.012	0.06	8.0	8.4	0.19	276	1.79	0.02
DD006311		0.91	13.5	1.58	2.75	<0.05	<0.02	0.10	0.016	0.06	7.9	8.6	0.19	91	2.46	0.02
DD006325		1.21	30.2	0.90	3.66	<0.05	<0.02	0.32	0.032	0.07	14.1	5.7	0.17	41	0.95	0.01
DD006326		0.99	14.7	1.16	2.85	<0.05	<0.02	0.13	0.017	0.06	10.3	8.8	0.21	52	0.93	0.01
DD006327		1.34	28.9	1.95	3.86	<0.05	0.02	0.15	0.025	0.09	12.6	13.8	0.27	82	2.04	0.01
DD006328		1.22	11.8	2.00	3.55	<0.05	<0.02	0.08	0.015	0.06	9.1	8.9	0.23	269	9.09	0.02
DD006329		1.60	16.3	2.31	3.92	<0.05	0.03	0.11	0.021	0.09	13.6	15.6	0.34	468	5.28	0.01
DD006330		1.59	39.6	2.04	4.17	<0.05	0.05	0.16	0.033	0.11	16.5	19.2	0.37	632	1.83	0.01
DD006331		0.97	36.9	2.24	3.64	0.05	0.04	0.10	0.027	0.07	12.4	11.5	0.31	491	2.67	0.01
DD006332		0.98	13.5	1.72	3.04	<0.05	0.04	0.10	0.017	0.06	11.6	11.2	0.27	341	1.93	0.01
DD006333		1.06	12.4	0.89	2.51	<0.05	0.02	0.09	0.014	0.05	10.9	6.1	0.20	44	0.75	0.01
DD006334		0.37	15.7	0.62	1.20	<0.05	0.02	0.04	0.005	0.02	2.6	0.6	0.05	16	0.30	0.03
DD006335		10.50	84.3	1.16	3.17	0.07	0.02	0.10	0.015	0.10	11.8	4.8	0.12	35	0.55	0.02
DD006336		2.46	40.3	1.84	2.83	<0.05	0.05	0.10	0.021	0.10	9.4	8.5	0.26	198	2.53	0.02
DD006337		1.78	31.5	1.80	3.23	0.05	0.03	0.10	0.018	0.09	12.1	11.0	0.34	228	1.89	0.01
DD006338		2.74	17.6	1.90	3.85	<0.05	0.03	0.04	0.020	0.09	11.4	18.2	0.40	180	1.42	0.01
DD006339		1.80	34.1	1.87	3.16	<0.05	0.04	0.11	0.023	0.10	11.6	10.5	0.31	231	1.91	0.02
DD006340		2.43	38.2	2.14	3.07	0.07	0.04	0.10	0.022	0.12	15.3	12.2	0.35	754	2.92	0.02
DD006341		1.74	92.6	2.30	2.36	0.06	0.05	0.19	0.071	0.05	12.5	8.9	0.21	289	2.01	0.01
DD006342		1.29	18.8	1.21	2.92	<0.05	0.02	0.17	0.020	0.06	13.3	8.0	0.22	71	1.11	0.01
DD006343		0.85	9.5	1.18	1.94	<0.05	0.02	0.11	0.013	0.05	4.7	3.3	0.09	500	6.19	0.02
DD006344		1.38	24.8	1.94	3.33	0.05	0.02	0.32	0.032	0.08	16.4	12.6	0.26	141	4.63	0.01

***** See Appendix Page for comments regarding this certificate *****

ALS Canada Ltd.
2103 Dollarton Hwy
North Vancouver BC V7H 0A7
Phone: 604 984 0221 Fax: 604 984 0218 www.alsglobal.com

To: **SILVER RANGE RESOURCES LTD.**
C/O ARCHER, CATHRO & ASSOCIATES (1981) LIMITED
1016-510 W HASTINGS ST
VANCOUVER BC V6B 1L8

Finalized Date: 1-AUG-2012
Account: RANSIL

Project: Keg-Group 1

CERTIFICATE OF ANALYSIS WH12171407

Sample Description	Method	ME-MS41	ME-MS41	ME-MS41	ME-MS41	ME-MS41	ME-MS41	ME-MS41	ME-MS41	ME-MS41	ME-MS41	ME-MS41	ME-MS41	ME-MS41	ME-MS41	ME-MS41
	Analyte	Nb	Ni	P	Pb	Rb	Re	S	Sb	Sc	Se	Sn	Sr	Ta	Te	Th
	Units	ppm	ppm	ppm	ppm	ppm	ppm	%	ppm	ppm	ppm	ppm	ppm	ppm	ppm	ppm
	LOR	0.05	0.2	10	0.2	0.1	0.001	0.01	0.05	0.1	0.2	0.2	0.2	0.01	0.01	0.2
DD006301		0.32	12.9	690	3.9	3.4	0.003	0.09	0.99	0.7	1.8	0.3	74.3	<0.01	0.03	0.3
DD006302		0.64	24.6	880	11.5	9.5	0.003	0.02	2.30	2.6	1.9	0.6	45.5	<0.01	0.06	2.8
DD006303		0.47	18.3	840	9.1	7.7	0.005	0.06	1.72	1.5	2.8	0.4	57.3	<0.01	0.05	1.0
DD006304		0.51	31.7	860	11.1	8.8	0.005	0.08	2.34	2.2	5.5	0.5	60.9	<0.01	0.07	1.9
DD006305		0.56	31.4	970	13.0	10.2	0.004	0.03	3.08	2.7	1.8	0.7	51.0	<0.01	0.07	3.1
DD006306		0.74	34.3	930	11.0	11.6	0.001	0.02	2.18	3.4	1.3	0.7	53.0	<0.01	0.07	3.1
DD006307		0.84	31.6	830	12.1	10.6	0.004	0.03	1.66	3.8	2.6	0.7	57.3	<0.01	0.06	2.7
DD006308		0.46	12.6	580	7.2	6.2	0.003	0.03	0.98	2.0	1.4	0.3	48.4	<0.01	0.03	1.7
DD006309		0.53	38.7	1050	16.8	12.2	0.003	0.07	2.99	5.2	7.1	0.5	71.7	<0.01	0.09	2.2
DD006310		0.46	11.9	720	5.2	5.5	0.004	0.02	0.94	1.5	2.2	0.3	31.5	<0.01	0.03	1.2
DD006311		0.46	9.9	650	7.5	7.7	0.003	0.02	0.90	1.1	1.3	0.4	22.8	<0.01	0.03	0.4
DD006325		0.61	9.4	700	12.8	9.2	0.001	0.03	1.64	1.5	3.2	0.6	23.5	<0.01	0.06	0.6
DD006326		0.53	8.3	730	7.9	7.6	0.001	0.02	0.77	1.3	1.3	0.5	22.6	<0.01	0.03	0.7
DD006327		0.71	18.2	960	11.0	12.5	0.002	0.03	1.25	2.5	2.4	0.6	31.7	<0.01	0.07	1.6
DD006328		0.66	9.3	770	8.3	8.6	0.002	0.03	1.35	1.2	1.3	0.5	23.9	<0.01	0.05	0.6
DD006329		0.76	15.5	970	12.4	14.8	0.002	0.02	1.67	2.5	1.8	0.7	26.1	<0.01	0.05	2.0
DD006330		0.70	28.1	930	13.7	16.1	0.003	0.03	1.54	3.8	3.0	0.7	45.3	<0.01	0.07	2.3
DD006331		0.78	17.4	960	13.3	7.5	0.003	0.06	1.60	2.6	3.4	0.7	61.1	<0.01	0.06	1.5
DD006332		0.53	9.5	770	11.1	7.0	0.002	0.04	0.90	2.0	1.6	0.5	41.2	<0.01	0.02	2.0
DD006333		0.49	7.9	650	8.8	5.7	0.004	0.06	0.80	1.8	2.0	0.5	36.6	<0.01	<0.01	2.0
DD006334		0.21	4.6	490	2.4	2.1	0.001	0.06	0.34	0.6	0.5	0.2	41.3	<0.01	<0.01	0.3
DD006335		0.29	64.3	500	7.1	17.1	0.003	0.07	1.20	2.4	7.5	0.5	34.2	<0.01	0.02	1.0
DD006336		0.43	23.2	540	7.9	10.3	0.002	0.07	2.02	2.4	2.2	0.4	50.0	<0.01	0.03	1.7
DD006337		0.64	16.8	680	10.2	9.1	0.003	0.04	1.27	2.6	2.0	0.6	39.7	<0.01	0.03	2.3
DD006338		0.62	19.0	670	7.4	13.6	0.001	0.02	1.39	2.4	0.6	0.8	34.2	<0.01	0.04	2.4
DD006339		0.47	21.0	800	10.5	9.3	0.004	0.06	1.40	3.0	1.7	0.6	53.4	<0.01	0.04	2.0
DD006340		0.57	28.0	950	11.6	11.5	0.004	0.05	2.24	3.3	2.3	0.6	56.5	<0.01	0.05	2.9
DD006341		0.29	43.4	970	32.2	7.4	0.005	0.08	2.77	1.8	3.8	0.5	73.7	<0.01	0.08	1.6
DD006342		0.46	10.5	770	11.2	8.1	0.002	0.04	1.18	2.1	3.2	0.5	27.3	<0.01	0.04	1.7
DD006343		0.24	5.7	670	6.7	6.4	0.001	0.03	1.72	0.8	2.9	0.3	17.8	<0.01	0.02	0.2
DD006344		0.49	16.2	800	17.1	8.5	0.002	0.03	3.01	2.7	3.9	0.6	39.2	<0.01	0.06	1.6

***** See Appendix Page for comments regarding this certificate *****

ALS Canada Ltd.
2103 Dollarton Hwy
North Vancouver BC V7H 0A7
Phone: 604 984 0221 Fax: 604 984 0218 www.alsglobal.com

To: **SILVER RANGE RESOURCES LTD.**
C/O ARCHER, CATHRO & ASSOCIATES (1981) LIMITED
1016-510 W HASTINGS ST
VANCOUVER BC V6B 1L8

Finalized Date: 1-AUG-2012
Account: RANSIL

Project: Keg-Group 1

CERTIFICATE OF ANALYSIS WH12171407

Sample Description	Method	ME-MS41	ME-MS41	ME-MS41	ME-MS41	ME-MS41	ME-MS41	ME-MS41	ME-MS41
	Analyte	Ti	Tl	U	V	W	Y	Zn	Zr
	Units	%	ppm	ppm	ppm	ppm	ppm	ppm	ppm
	LOR	0.005	0.02	0.05	1	0.05	0.05	2	0.5
DD006301		0.014	0.07	1.56	20	0.08	4.30	52	1.3
DD006302		0.021	0.24	1.23	44	0.15	9.94	131	2.2
DD006303		0.017	0.14	0.80	35	0.12	5.03	105	1.2
DD006304		0.016	0.19	2.76	40	0.09	10.10	130	2.0
DD006305		0.022	0.26	0.96	45	0.15	11.70	152	1.1
DD006306		0.024	0.28	0.75	55	0.25	13.40	153	3.0
DD006307		0.020	0.21	1.96	56	0.85	14.70	145	2.2
DD006308		0.015	0.12	0.81	40	0.08	4.93	90	1.5
DD006309		0.007	0.31	3.77	84	0.12	26.6	171	2.7
DD006310		0.020	0.13	1.17	34	0.11	4.59	78	0.8
DD006311		0.019	0.16	0.73	41	0.08	3.55	64	<0.5
DD006325		0.020	0.25	1.17	24	0.10	6.51	45	<0.5
DD006326		0.018	0.18	0.78	32	0.08	4.63	53	<0.5
DD006327		0.013	0.26	1.26	54	0.15	7.38	108	0.7
DD006328		0.026	0.17	0.64	70	0.17	4.01	65	<0.5
DD006329		0.017	0.25	0.96	61	0.14	5.23	110	0.8
DD006330		0.013	0.26	2.19	54	0.13	11.45	176	1.5
DD006331		0.021	0.13	2.89	48	0.17	9.26	77	1.5
DD006332		0.022	0.15	1.09	39	0.27	4.61	79	1.0
DD006333		0.020	0.14	0.98	24	0.17	4.14	38	0.6
DD006334		0.020	0.04	0.43	11	<0.05	1.49	12	0.7
DD006335		0.013	0.17	1.24	21	0.06	11.45	68	<0.5
DD006336		0.016	0.17	0.82	43	0.19	4.32	122	1.4
DD006337		0.028	0.17	1.26	41	0.27	5.30	94	1.0
DD006338		0.030	0.21	0.57	52	0.11	4.07	102	0.9
DD006339		0.015	0.19	1.27	43	0.14	6.08	96	1.2
DD006340		0.022	0.26	1.39	42	0.51	11.45	137	1.8
DD006341		0.011	0.22	1.50	35	0.06	12.60	171	1.7
DD006342		0.015	0.24	1.21	34	0.11	6.03	70	<0.5
DD006343		0.012	0.14	0.62	33	0.07	2.61	37	<0.5
DD006344		0.018	0.30	1.40	46	0.15	9.93	115	<0.5

***** See Appendix Page for comments regarding this certificate *****

ALS Canada Ltd.
2103 Dollarton Hwy
North Vancouver BC V7H 0A7
Phone: 604 984 0221 Fax: 604 984 0218 www.alsglobal.com

To: **SILVER RANGE RESOURCES LTD.**
C/O ARCHER, CATHRO & ASSOCIATES (1981) LIMITED
1016-510 W HASTINGS ST
VANCOUVER BC V6B 1L8

Finalized Date: 1-AUG-2012
Account: RANSIL

Project: Keg-Group 1

CERTIFICATE OF ANALYSIS WH12171407

Method	CERTIFICATE COMMENTS
ME-MS41	Gold determinations by this method are semi-quantitative due to the small sample weight used (0.5g).

ALS Canada Ltd.

2103 Dollarton Hwy
North Vancouver BC V7H 0A7
Phone: 604 984 0221 Fax: 604 984 0218 www.alsglobal.com

To: **SILVER RANGE RESOURCES LTD.**
C/O ARCHER, CATHRO & ASSOCIATES (1981) LIMITED
1016-510 W HASTINGS ST
VANCOUVER BC V6B 1L8

Finalized Date: 1-AUG-2012
Account: RANSIL

CERTIFICATE WH12171408

Project: Keg-Group 2

P.O. No.:

This report is for 21 Soil samples submitted to our lab in Whitehorse, YT, Canada on 23-JUL-2012.

The following have access to data associated with this certificate:

MATT DUMALA	JOAN MARIACHER	

SAMPLE PREPARATION

ALS CODE	DESCRIPTION
WEI-21	Received Sample Weight
LOG-22	Sample login - Rcd w/o BarCode
SCR-41	Screen to -180um and save both

ANALYTICAL PROCEDURES

ALS CODE	DESCRIPTION	INSTRUMENT
Au-ICP21	Au 30g FA ICP-AES Finish	ICP-AES
ME-MS41	51 anal. aqua regia ICPMS	

To: **SILVER RANGE RESOURCES LTD.**
ATTN: JOAN MARIACHER
C/O ARCHER, CATHRO & ASSOCIATES (1981) LIMITED
1016-510 W HASTINGS ST
VANCOUVER BC V6B 1L8

This is the Final Report and supersedes any preliminary report with this certificate number. Results apply to samples as submitted. All pages of this report have been checked and approved for release.

***** See Appendix Page for comments regarding this certificate *****

Signature:

Colin Ramshaw, Vancouver Laboratory Manager

ALS Canada Ltd.
2103 Dollarton Hwy
North Vancouver BC V7H 0A7
Phone: 604 984 0221 Fax: 604 984 0218 www.alsglobal.com

To: **SILVER RANGE RESOURCES LTD.**
C/O ARCHER, CATHRO & ASSOCIATES (1981) LIMITED
1016-510 W HASTINGS ST
VANCOUVER BC V6B 1L8

Finalized Date: 1-AUG-2012
Account: RANSIL

Project: Keg-Group 2

CERTIFICATE OF ANALYSIS WH12171408

Sample Description	Method	WEI-21	Au-ICP21	ME-MS41	ME-MS41	ME-MS41	ME-MS41	ME-MS41	ME-MS41	ME-MS41	ME-MS41	ME-MS41	ME-MS41	ME-MS41	ME-MS41	ME-MS41
	Analyte	Recvd Wt.	Au	Ag	Al	As	Au	B	Ba	Be	Bi	Ca	Cd	Ce	Co	Cr
	Units	kg	ppm	ppm	%	ppm	ppm	ppm	ppm	ppm	ppm	%	ppm	ppm	ppm	ppm
	LOR	0.02	0.001	0.01	0.01	0.1	0.2	10	10	0.05	0.01	0.01	0.01	0.02	0.1	1
DD006312		0.17	0.007	0.35	0.44	4.1	<0.2	<10	190	0.12	0.15	0.11	0.10	13.20	0.9	11
DD006313		0.21	0.010	0.53	0.66	4.1	<0.2	<10	220	0.21	0.28	0.16	0.19	21.4	1.1	16
DD006314		0.21	0.033	2.05	0.46	2.9	<0.2	<10	140	0.17	0.44	0.11	0.17	16.65	0.9	11
DD006315		0.19	0.006	0.58	0.50	7.1	<0.2	<10	160	0.17	0.16	0.18	0.24	11.05	1.7	8
DD006316		0.27	0.004	0.39	0.84	9.0	<0.2	<10	430	0.43	0.25	0.56	0.65	20.5	2.6	14
DD006317		0.20	<0.001	0.06	0.36	2.9	<0.2	<10	150	0.08	0.03	0.94	0.43	4.79	4.1	2
DD006318		0.22	0.004	0.48	1.03	9.6	<0.2	<10	350	0.40	0.24	0.66	0.48	25.8	6.3	19
DD006319		0.32	0.008	0.87	0.87	11.4	<0.2	<10	380	0.36	0.37	0.77	0.36	23.1	7.0	14
DD006320		0.22	0.011	1.65	0.66	4.3	<0.2	<10	300	0.34	0.22	0.49	0.33	12.05	2.4	9
DD006321		0.14	0.044	4.33	0.70	6.2	<0.2	<10	220	0.23	0.58	0.15	0.16	17.95	1.4	12
DD006322		0.31	0.056	7.39	0.66	16.9	<0.2	<10	290	0.23	0.92	0.10	0.27	26.8	1.4	18
DD006323		0.15	0.081	4.38	0.53	16.4	<0.2	<10	140	0.15	0.81	0.11	0.14	14.50	1.1	13
DD006324		0.30	0.010	1.27	0.44	4.3	<0.2	<10	80	0.11	0.31	0.08	0.13	13.25	1.3	10
DD006345		0.23	0.030	1.68	1.01	12.3	<0.2	<10	210	0.39	0.51	0.14	0.31	26.5	1.8	19
DD006346		0.32	0.074	4.64	1.10	21.0	<0.2	<10	390	0.52	0.99	0.16	0.23	37.8	2.6	24
DD006347		0.35	0.003	1.59	0.81	6.8	<0.2	<10	210	0.23	0.26	0.09	0.29	19.35	1.8	12
DD006348		0.31	0.002	0.99	1.02	12.9	<0.2	<10	170	0.20	0.40	0.08	0.22	23.9	2.5	14
DD006349		0.30	0.022	1.51	1.40	14.0	<0.2	<10	210	0.43	0.41	0.10	0.21	26.4	3.7	22
DD006350		0.31	0.001	0.61	0.64	5.7	<0.2	<10	260	0.23	0.18	0.16	0.48	14.75	2.2	10
DD006351		0.19	0.004	0.84	1.27	5.6	<0.2	<10	590	0.36	0.27	0.96	0.29	15.80	4.1	15
DD006352		0.14	0.018	1.50	1.00	6.7	<0.2	<10	810	0.38	0.38	1.48	1.33	27.4	2.3	9

***** See Appendix Page for comments regarding this certificate *****

ALS Canada Ltd.
2103 Dollarton Hwy
North Vancouver BC V7H 0A7
Phone: 604 984 0221 Fax: 604 984 0218 www.alsglobal.com

To: **SILVER RANGE RESOURCES LTD.**
C/O ARCHER, CATHRO & ASSOCIATES (1981) LIMITED
1016-510 W HASTINGS ST
VANCOUVER BC V6B 1L8

Finalized Date: 1-AUG-2012
Account: RANSIL

Project: Keg-Group 2

CERTIFICATE OF ANALYSIS WH12171408

Sample Description	Method	ME-MS41	ME-MS41	ME-MS41	ME-MS41	ME-MS41	ME-MS41	ME-MS41	ME-MS41	ME-MS41	ME-MS41	ME-MS41	ME-MS41	ME-MS41	ME-MS41	ME-MS41
	Analyte	Cs	Cu	Fe	Ga	Ge	Hf	Hg	In	K	La	Li	Mg	Mn	Mo	Na
	Units	ppm	ppm	%	ppm	ppm	ppm	ppm	ppm	%	ppm	ppm	%	ppm	ppm	%
	LOR	0.05	0.2	0.01	0.05	0.05	0.02	0.01	0.005	0.01	0.2	0.1	0.01	5	0.05	0.01
DD006312		1.05	11.6	0.99	2.41	<0.05	<0.02	0.17	0.015	0.07	6.8	2.8	0.10	29	1.63	0.02
DD006313		1.21	17.7	0.99	2.82	<0.05	<0.02	0.28	0.025	0.08	12.1	5.1	0.18	38	1.14	0.01
DD006314		2.10	23.4	0.81	3.16	0.05	<0.02	0.60	0.043	0.05	9.1	1.4	0.04	15	1.11	0.01
DD006315		0.65	18.1	1.45	1.90	<0.05	<0.02	0.18	0.025	0.05	4.9	3.3	0.10	38	2.19	0.02
DD006316		1.06	20.2	1.50	2.64	<0.05	0.03	0.12	0.024	0.07	10.2	8.3	0.24	108	1.21	0.02
DD006317		0.10	9.1	0.50	1.23	<0.05	0.04	0.01	0.009	0.02	1.8	0.8	0.08	1110	2.58	0.04
DD006318		0.95	23.0	1.76	3.19	<0.05	0.03	0.08	0.025	0.07	11.8	14.1	0.34	376	1.81	0.01
DD006319		0.84	16.0	1.78	2.88	<0.05	0.05	0.13	0.035	0.08	11.4	8.7	0.25	572	4.03	0.01
DD006320		1.01	22.3	1.01	2.63	<0.05	<0.02	0.20	0.026	0.06	5.4	4.4	0.12	84	1.44	0.02
DD006321		2.40	19.9	1.20	4.47	<0.05	0.02	0.95	0.053	0.08	8.9	4.8	0.10	37	1.54	0.01
DD006322		2.97	52.8	2.14	4.74	0.07	<0.02	1.96	0.092	0.09	15.2	4.3	0.12	42	4.73	<0.01
DD006323		3.21	20.2	1.52	4.28	0.07	<0.02	1.42	0.059	0.07	7.7	2.6	0.08	26	3.82	0.01
DD006324		1.32	7.4	0.77	2.72	<0.05	<0.02	0.31	0.019	0.05	6.2	3.6	0.13	41	2.19	0.01
DD006345		1.85	19.5	1.60	4.66	0.05	<0.02	0.56	0.054	0.06	13.9	6.9	0.16	64	4.24	0.01
DD006346		2.83	47.7	2.37	5.43	0.07	0.03	1.92	0.113	0.08	20.4	10.8	0.24	82	9.89	0.01
DD006347		1.14	10.3	1.26	4.18	<0.05	<0.02	0.07	0.020	0.05	10.4	5.2	0.10	66	1.70	0.01
DD006348		1.15	8.5	1.91	6.26	<0.05	<0.02	0.03	0.021	0.06	13.6	6.7	0.17	110	2.02	0.01
DD006349		2.35	18.5	2.49	5.26	<0.05	0.02	0.15	0.058	0.08	14.2	16.5	0.26	151	2.04	0.01
DD006350		0.87	11.3	1.09	2.57	<0.05	<0.02	0.03	0.020	0.07	6.7	5.7	0.13	77	1.37	0.02
DD006351		0.90	16.5	1.45	3.42	<0.05	0.03	0.11	0.030	0.09	8.8	10.3	0.22	164	0.99	0.02
DD006352		0.87	45.5	1.10	2.76	0.06	0.06	0.23	0.048	0.07	13.8	4.5	0.14	100	0.71	0.02

***** See Appendix Page for comments regarding this certificate *****

ALS Canada Ltd.
2103 Dollarton Hwy
North Vancouver BC V7H 0A7
Phone: 604 984 0221 Fax: 604 984 0218 www.alsglobal.com

To: **SILVER RANGE RESOURCES LTD.**
C/ O ARCHER, CATHRO & ASSOCIATES (1981) LIMITED
1016- 510 W HASTINGS ST
VANCOUVER BC V6B 1L8

Page: 2 - C
Total # Pages: 2 (A - D)
Plus Appendix Pages
Finalized Date: 1- AUG- 2012
Account: RANSIL

Project: Keg- Group 2

CERTIFICATE OF ANALYSIS WH12171408

Sample Description	Method	ME- MS41	ME- MS41	ME- MS41	ME- MS41	ME- MS41	ME- MS41	ME- MS41	ME- MS41	ME- MS41	ME- MS41	ME- MS41	ME- MS41	ME- MS41	ME- MS41	ME- MS41
	Analyte	Nb	Ni	P	Pb	Rb	Re	S	Sb	Sc	Se	Sn	Sr	Ta	Te	Th
	Units	ppm	ppm	ppm	ppm	ppm	ppm	%	ppm	ppm	ppm	ppm	ppm	ppm	ppm	ppm
	LOR	0.05	0.2	10	0.2	0.1	0.001	0.01	0.05	0.1	0.2	0.2	0.2	0.01	0.01	0.2
DD006312		0.33	4.8	450	8.4	6.1	0.002	0.06	1.49	0.5	2.4	0.4	16.9	<0.01	0.04	<0.2
DD006313		0.48	6.7	580	16.6	8.2	0.003	0.06	1.43	1.3	2.9	0.5	22.1	<0.01	0.04	0.5
DD006314		0.22	5.3	440	39.9	6.8	0.003	0.07	2.87	1.0	7.1	0.8	25.7	<0.01	0.09	0.3
DD006315		0.27	7.5	710	10.0	4.9	0.002	0.06	1.03	0.5	3.4	0.3	23.1	<0.01	0.10	<0.2
DD006316		0.61	12.6	740	9.5	7.9	0.006	0.07	1.21	2.1	2.4	0.5	38.5	<0.01	0.06	1.6
DD006317		0.20	4.9	630	1.7	0.9	0.004	0.07	0.45	0.3	1.2	<0.2	36.8	<0.01	0.01	<0.2
DD006318		0.81	20.1	550	11.1	8.3	0.001	0.03	1.11	3.0	1.2	0.7	34.0	<0.01	0.05	2.5
DD006319		0.45	13.9	640	17.7	8.2	0.002	0.05	1.94	2.3	2.1	0.5	47.7	<0.01	0.10	1.9
DD006320		0.33	11.3	540	11.0	6.1	0.001	0.05	0.98	1.0	2.0	0.5	41.9	<0.01	0.06	0.3
DD006321		0.24	6.5	690	43.8	8.9	0.005	0.06	1.37	1.0	3.9	1.0	53.0	<0.01	0.16	0.3
DD006322		0.36	7.4	810	80.8	10.8	0.001	0.08	4.92	1.5	12.4	1.5	42.8	<0.01	0.36	0.7
DD006323		0.30	5.5	680	61.4	10.0	0.001	0.04	2.79	0.8	11.5	1.4	35.9	<0.01	0.27	0.2
DD006324		0.34	4.4	240	13.3	7.3	<0.001	0.02	1.06	0.8	1.6	0.6	16.5	<0.01	0.07	0.2
DD006345		0.72	7.0	850	25.0	10.6	<0.001	0.03	2.31	1.6	5.1	1.0	34.4	<0.01	0.11	0.7
DD006346		0.73	10.8	950	69.3	11.0	0.001	0.06	9.55	3.9	9.3	2.1	91.0	<0.01	0.25	3.6
DD006347		0.38	4.6	810	13.7	7.5	<0.001	0.03	0.92	0.7	1.4	0.8	19.1	<0.01	0.06	0.2
DD006348		0.97	6.8	790	22.8	10.3	<0.001	0.03	1.42	1.6	1.1	1.1	16.3	<0.01	0.08	2.1
DD006349		0.88	10.5	750	28.0	10.4	<0.001	0.06	2.33	2.3	2.4	0.9	36.1	<0.01	0.14	3.9
DD006350		0.60	7.5	550	8.0	8.7	<0.001	0.03	0.92	1.4	0.6	0.5	18.8	<0.01	0.06	1.6
DD006351		0.49	13.0	640	11.9	12.9	0.003	0.04	0.95	2.3	1.7	0.6	49.5	<0.01	0.06	1.3
DD006352		0.33	15.7	820	29.2	4.8	0.003	0.11	1.31	1.9	5.4	0.7	99.6	<0.01	0.10	1.2

***** See Appendix Page for comments regarding this certificate *****

ALS Canada Ltd.
2103 Dollarton Hwy
North Vancouver BC V7H 0A7
Phone: 604 984 0221 Fax: 604 984 0218 www.alsglobal.com

To: **SILVER RANGE RESOURCES LTD.**
C/O ARCHER, CATHRO & ASSOCIATES (1981) LIMITED
1016-510 W HASTINGS ST
VANCOUVER BC V6B 1L8

Finalized Date: 1-AUG-2012
Account: RANSIL

Project: Keg-Group 2

CERTIFICATE OF ANALYSIS WH12171408

Sample Description	Method	ME-MS41	ME-MS41	ME-MS41	ME-MS41	ME-MS41	ME-MS41	ME-MS41	ME-MS41
	Analyte	Ti	Tl	U	V	W	Y	Zn	Zr
	Units	%	ppm	ppm	ppm	ppm	ppm	ppm	ppm
	LOR	0.005	0.02	0.05	1	0.05	0.05	2	0.5
DD006312		0.019	0.23	0.48	17	0.13	1.86	18	<0.5
DD006313		0.019	0.26	0.71	25	0.28	3.55	34	<0.5
DD006314		0.011	0.36	0.80	16	0.06	2.75	15	<0.5
DD006315		0.017	0.15	0.75	23	0.07	2.77	33	<0.5
DD006316		0.027	0.19	1.02	33	0.30	5.64	73	1.0
DD006317		0.019	0.05	0.32	8	0.05	1.22	22	1.2
DD006318		0.036	0.18	0.89	38	0.32	7.01	73	1.1
DD006319		0.017	0.26	0.78	46	0.13	5.30	86	1.9
DD006320		0.019	0.22	1.09	26	0.09	4.09	39	<0.5
DD006321		0.013	0.57	0.73	28	0.07	3.04	25	<0.5
DD006322		0.015	0.75	1.27	46	0.15	4.28	26	<0.5
DD006323		0.016	0.77	0.74	33	0.11	2.64	20	<0.5
DD006324		0.024	0.31	0.38	20	0.13	1.84	28	<0.5
DD006345		0.026	0.64	1.09	37	1.65	4.48	34	<0.5
DD006346		0.029	0.97	1.73	49	0.25	11.30	47	1.7
DD006347		0.025	0.21	0.36	35	0.14	2.02	26	<0.5
DD006348		0.042	0.27	0.40	57	0.27	2.28	36	<0.5
DD006349		0.027	0.44	0.61	55	0.26	2.85	37	1.1
DD006350		0.029	0.15	0.37	29	0.12	2.37	41	0.6
DD006351		0.018	0.20	1.23	35	0.14	5.14	76	1.1
DD006352		0.017	0.17	0.97	20	0.07	7.17	33	2.6

***** See Appendix Page for comments regarding this certificate *****

ALS Canada Ltd.
2103 Dollarton Hwy
North Vancouver BC V7H 0A7
Phone: 604 984 0221 Fax: 604 984 0218 www.alsglobal.com

To: **SILVER RANGE RESOURCES LTD.**
C/O ARCHER, CATHRO & ASSOCIATES (1981) LIMITED
1016-510 W HASTINGS ST
VANCOUVER BC V6B 1L8

Finalized Date: 1-AUG-2012
Account: RANSIL

Project: Keg-Group 2

CERTIFICATE OF ANALYSIS WH12171408

Method	CERTIFICATE COMMENTS
ME-MS41	Gold determinations by this method are semi-quantitative due to the small sample weight used (0.5g).

ALS Canada Ltd.

2103 Dollarton Hwy
North Vancouver BC V7H 0A7
Phone: 604 984 0221 Fax: 604 984 0218 www.alsglobal.com

To: **SILVER RANGE RESOURCES LTD.**
C/O ARCHER, CATHRO & ASSOCIATES (1981) LIMITED
1016-510 W HASTINGS ST
VANCOUVER BC V6B 1L8

Finalized Date: 4-AUG-2012
Account: RANSIL

CERTIFICATE WH12171409

Project: Keg-Group 3

P.O. No.:

This report is for 190 Soil samples submitted to our lab in Whitehorse, YT, Canada on 23-JUL-2012.

The following have access to data associated with this certificate:

MATT DUMALA	JOAN MARIACHER	

SAMPLE PREPARATION

ALS CODE	DESCRIPTION
WEI-21	Received Sample Weight
LOG-22	Sample login - Rcd w/o BarCode
SCR-41	Screen to -180um and save both
EXTRA-01	Extra Sample received in Shipment

ANALYTICAL PROCEDURES

ALS CODE	DESCRIPTION	INSTRUMENT
ME-OG46	Ore Grade Elements - AquaRegia	ICP-AES
Ag-OG46	Ore Grade Ag - Aqua Regia	VARIABLE
Au-ICP21	Au 30g FA ICP-AES Finish	ICP-AES
ME-MS41	51 anal. aqua regia ICPMS	

To: **SILVER RANGE RESOURCES LTD.**
ATTN: JOAN MARIACHER
C/O ARCHER, CATHRO & ASSOCIATES (1981) LIMITED
1016-510 W HASTINGS ST
VANCOUVER BC V6B 1L8

This is the Final Report and supersedes any preliminary report with this certificate number. Results apply to samples as submitted. All pages of this report have been checked and approved for release.

***** See Appendix Page for comments regarding this certificate *****

Signature:

Colin Ramshaw, Vancouver Laboratory Manager

ALS Canada Ltd.
2103 Dollarton Hwy
North Vancouver BC V7H 0A7
Phone: 604 984 0221 Fax: 604 984 0218 www.alsglobal.com

To: **SILVER RANGE RESOURCES LTD.**
C/O ARCHER, CATHRO & ASSOCIATES (1981) LIMITED
1016-510 W HASTINGS ST
VANCOUVER BC V6B 1L8

Finalized Date: 4-AUG-2012
Account: RANSIL

Project: Keg-Group 3

CERTIFICATE OF ANALYSIS WH12171409

Sample Description	Method	WEI-21	Au-ICP21	ME-MS41	ME-MS41	ME-MS41	ME-MS41	ME-MS41	ME-MS41	ME-MS41	ME-MS41	ME-MS41	ME-MS41	ME-MS41	ME-MS41	ME-MS41
	Analyte	Recvd Wt.	Au	Ag	Al	As	Au	B	Ba	Be	Bi	Ca	Cd	Ce	Co	Cr
	Units	kg	ppm	ppm	%	ppm	ppm	ppm	ppm	ppm	ppm	%	ppm	ppm	ppm	ppm
	LOR	0.02	0.001	0.01	0.01	0.1	0.2	10	10	0.05	0.01	0.01	0.01	0.02	0.1	1
ZZ46149		0.28	0.003	0.72	1.46	15.9	<0.2	<10	130	0.69	0.16	0.21	1.37	22.3	4.5	24
ZZ46150		0.36	0.004	0.23	1.17	13.6	<0.2	<10	140	0.43	0.11	0.24	1.03	24.6	4.0	20
ZZ46151		0.30	0.003	0.34	1.34	15.8	<0.2	<10	190	0.65	0.12	0.30	1.09	27.8	7.5	24
ZZ46152		0.29	0.004	0.37	1.72	17.5	<0.2	<10	190	0.64	0.17	0.27	1.03	27.3	8.1	25
ZZ46153		0.26	0.004	0.65	1.72	45.8	<0.2	<10	220	0.79	0.22	0.34	1.99	28.8	8.4	27
ZZ46154		0.20	0.003	0.53	0.74	6.0	<0.2	<10	70	0.32	0.10	0.13	0.20	11.25	2.2	10
ZZ46155		0.35	0.003	0.92	1.26	12.6	<0.2	<10	80	0.47	0.25	0.11	1.00	23.6	5.7	24
ZZ46156		0.41	0.003	0.17	1.04	11.1	<0.2	<10	190	0.50	0.09	0.27	1.32	29.4	5.0	22
ZZ46157		0.36	0.004	0.17	1.10	10.7	<0.2	<10	130	0.39	0.10	0.19	1.49	26.1	3.7	18
ZZ46158		0.22	0.002	0.65	1.78	22.4	<0.2	<10	150	0.53	0.15	0.21	1.18	19.50	3.1	28
ZZ46159		0.31	0.002	0.56	0.79	16.7	<0.2	<10	50	0.15	0.24	0.05	0.71	18.85	2.8	15
ZZ46160		0.28	0.003	0.30	1.52	20.2	<0.2	<10	140	0.89	0.15	0.17	1.11	31.4	6.7	24
ZZ46161		0.29	0.001	0.86	0.98	30.6	<0.2	<10	70	0.33	0.15	0.06	1.56	14.60	3.4	22
ZZ46162		0.26	0.008	0.60	1.42	21.9	<0.2	<10	120	0.71	0.17	0.18	2.14	25.0	7.3	24
ZZ46163		0.24	0.010	1.38	2.06	51.5	<0.2	<10	210	1.53	0.17	0.28	5.34	38.1	17.1	34
ZZ46164		0.29	0.005	0.52	1.87	18.6	<0.2	<10	120	0.72	0.15	0.15	0.86	24.0	6.1	28
ZZ46165		0.25	0.003	0.50	1.16	19.6	<0.2	<10	110	0.76	0.11	0.35	4.61	26.3	6.0	22
ZZ46166		0.27	0.007	0.28	1.31	20.1	<0.2	<10	130	0.78	0.12	0.28	2.33	24.7	6.2	22
ZZ46167		0.26	0.009	1.97	3.05	72.8	<0.2	<10	150	1.79	0.18	0.42	17.60	28.7	21.6	28
ZZ46168		0.31	0.003	1.16	2.23	22.4	<0.2	<10	130	1.07	0.15	0.33	4.30	21.9	9.2	31
ZZ46169		0.28	0.008	0.36	0.77	5.6	<0.2	<10	60	0.23	0.11	0.10	1.81	9.52	1.7	15
ZZ46170		0.24	0.004	1.38	1.19	16.2	<0.2	<10	120	0.60	0.11	0.08	0.97	18.25	2.7	21
ZZ46171		0.30	0.004	1.09	1.45	24.2	<0.2	<10	140	0.57	0.14	0.16	1.56	24.5	5.2	23
ZZ46172		0.26	0.002	1.50	0.76	60.0	<0.2	<10	80	0.23	0.17	0.08	1.43	21.3	2.8	18
ZZ46173		0.33	0.002	0.68	1.86	20.1	<0.2	<10	150	0.79	0.14	0.14	1.46	23.6	5.2	27
ZZ46174		0.18	0.004	1.72	0.94	8.6	<0.2	<10	80	0.36	0.21	0.07	1.01	19.65	1.4	14
ZZ46175		0.34	0.004	0.32	1.32	6.9	<0.2	<10	190	0.38	0.13	0.21	0.36	29.7	4.5	25
ZZ46176		0.30	0.003	0.36	1.40	22.2	<0.2	<10	120	0.47	0.15	0.16	0.95	19.60	4.6	17
ZZ46177		0.33	0.006	0.47	1.54	24.3	<0.2	<10	240	0.96	0.22	0.41	2.10	30.3	8.7	27
ZZ46178		0.25	0.004	1.21	0.90	18.6	<0.2	<10	150	0.44	0.14	0.09	1.68	19.85	3.0	17
ZZ46179		0.32	0.005	0.70	1.49	20.2	<0.2	<10	120	0.55	0.18	0.16	0.98	24.0	3.5	30
ZZ46180		0.40	0.023	79.3	1.46	1960	<0.2	<10	130	1.57	1.22	0.42	36.0	32.1	15.7	26
ZZ46181		0.34	0.004	0.39	1.51	21.7	<0.2	<10	270	0.55	0.14	0.24	0.52	31.0	6.7	26
ZZ46182		0.36	0.003	0.37	1.76	23.2	<0.2	<10	170	0.76	0.16	0.13	1.35	26.0	7.3	30
ZZ46183		0.46	0.004	0.63	1.92	21.5	<0.2	<10	210	0.86	0.13	0.19	1.86	26.1	7.9	31
ZZ46184		0.42	0.002	0.44	1.83	14.4	<0.2	<10	140	0.52	0.18	0.11	1.67	22.5	4.9	29
ZZ46185		0.33	0.004	0.38	1.36	23.0	<0.2	<10	220	0.59	0.16	0.34	1.26	34.7	8.1	27
ZZ46186		0.33	0.001	0.24	0.99	11.8	<0.2	<10	90	0.27	0.17	0.10	0.57	13.75	7.7	17
ZZ46187		0.35	0.003	0.34	1.64	15.9	<0.2	<10	240	0.57	0.21	0.26	0.80	33.9	8.9	27
ZZ46188		0.39	0.004	0.27	1.68	15.4	<0.2	<10	210	0.60	0.19	0.29	1.37	30.5	9.3	29

***** See Appendix Page for comments regarding this certificate *****

ALS Canada Ltd.
2103 Dollarton Hwy
North Vancouver BC V7H 0A7
Phone: 604 984 0221 Fax: 604 984 0218 www.alsglobal.com

To: **SILVER RANGE RESOURCES LTD.**
C/O ARCHER, CATHRO & ASSOCIATES (1981) LIMITED
1016-510 W HASTINGS ST
VANCOUVER BC V6B 1L8

Finalized Date: 4-AUG-2012
Account: RANSIL

Project: Keg-Group 3

CERTIFICATE OF ANALYSIS WH12171409

Sample Description	Method	ME-MS41	ME-MS41	ME-MS41	ME-MS41	ME-MS41	ME-MS41	ME-MS41	ME-MS41	ME-MS41	ME-MS41	ME-MS41	ME-MS41	ME-MS41	ME-MS41	ME-MS41
	Analyte	Cs	Cu	Fe	Ga	Ge	Hf	Hg	In	K	La	Li	Mg	Mn	Mo	Na
	Units	ppm	ppm	%	ppm	ppm	ppm	ppm	ppm	%	ppm	ppm	%	ppm	ppm	%
	LOR	0.05	0.2	0.01	0.05	0.05	0.02	0.01	0.005	0.01	0.2	0.1	0.01	5	0.05	0.01
ZZ46149		1.91	26.9	1.95	5.56	0.05	<0.02	0.07	0.022	0.06	11.1	12.9	0.33	143	7.44	0.01
ZZ46150		1.24	21.7	1.69	4.07	<0.05	0.02	0.05	0.019	0.05	13.0	10.7	0.34	133	6.11	0.01
ZZ46151		1.35	28.5	2.06	4.03	<0.05	0.05	0.05	0.019	0.06	13.2	13.3	0.41	282	5.05	0.01
ZZ46152		1.46	25.0	2.29	4.08	0.05	0.06	0.05	0.023	0.06	13.6	14.1	0.43	279	4.43	0.01
ZZ46153		4.69	38.9	2.65	6.20	0.05	<0.02	0.03	0.029	0.06	14.6	18.4	0.48	281	11.40	0.01
ZZ46154		2.15	17.9	1.05	2.95	<0.05	<0.02	0.03	0.009	0.03	5.1	1.7	0.06	92	5.68	0.01
ZZ46155		4.94	23.9	2.05	6.31	<0.05	<0.02	0.05	0.021	0.07	11.6	9.5	0.29	286	9.78	<0.01
ZZ46156		0.97	21.7	1.83	3.12	0.05	0.03	0.04	0.018	0.05	14.4	11.2	0.33	185	4.48	<0.01
ZZ46157		0.85	19.3	1.65	3.17	<0.05	0.03	0.04	0.015	0.03	12.3	10.1	0.28	124	4.99	0.01
ZZ46158		3.50	29.8	1.84	4.56	0.05	<0.02	0.10	0.031	0.07	11.1	13.3	0.30	115	18.90	0.01
ZZ46159		2.70	14.6	2.01	8.01	<0.05	0.02	0.04	0.010	0.05	9.8	5.9	0.18	95	8.83	<0.01
ZZ46160		1.96	34.2	2.44	4.68	0.06	0.08	0.01	0.019	0.05	15.3	15.7	0.36	165	12.30	<0.01
ZZ46161		3.04	24.3	2.24	6.84	0.06	0.04	0.04	0.017	0.06	7.6	8.3	0.26	108	17.35	<0.01
ZZ46162		2.81	35.2	2.47	5.22	0.05	0.02	0.02	0.021	0.06	12.8	14.1	0.39	251	14.30	<0.01
ZZ46163		3.02	85.6	4.17	5.65	0.09	0.03	0.07	0.027	0.07	18.5	16.1	0.40	547	31.5	0.01
ZZ46164		1.63	20.9	2.47	5.01	<0.05	0.06	0.06	0.023	0.06	11.9	14.5	0.32	209	8.19	0.01
ZZ46165		1.94	46.2	2.46	3.70	0.07	0.14	0.02	0.040	0.08	12.8	13.2	0.41	181	17.05	0.01
ZZ46166		1.20	41.7	2.58	4.22	0.07	0.11	0.01	0.022	0.05	12.0	11.4	0.33	183	9.96	0.01
ZZ46167		2.56	104.5	4.97	7.00	0.08	0.07	0.07	0.045	0.10	12.7	17.1	0.46	656	54.7	0.01
ZZ46168		3.84	50.8	2.86	6.23	0.07	0.10	0.04	0.029	0.17	10.0	17.9	0.81	297	18.75	0.01
ZZ46169		1.64	16.6	0.98	3.54	<0.05	<0.02	0.06	0.011	0.04	4.6	3.9	0.14	53	4.98	0.02
ZZ46170		3.89	30.1	1.95	3.81	0.06	0.04	0.10	0.014	0.14	9.9	11.1	0.43	109	22.1	0.01
ZZ46171		3.12	38.1	2.72	5.34	0.05	0.03	0.04	0.021	0.06	13.3	14.2	0.36	156	23.2	0.01
ZZ46172		2.42	26.4	2.60	6.04	<0.05	0.02	0.07	0.019	0.08	12.7	4.6	0.16	122	26.8	0.01
ZZ46173		2.21	33.7	2.97	4.77	0.05	0.03	0.05	0.027	0.05	12.1	14.0	0.36	168	15.20	0.01
ZZ46174		3.19	25.7	0.93	4.23	<0.05	<0.02	0.10	0.013	0.04	10.0	2.7	0.07	42	5.69	0.01
ZZ46175		1.40	17.7	1.46	3.73	0.05	<0.02	0.02	0.019	0.05	15.5	12.2	0.34	98	4.39	0.01
ZZ46176		2.67	30.8	1.88	3.83	<0.05	<0.02	0.05	0.017	0.05	9.2	10.3	0.30	182	4.58	0.02
ZZ46177		3.19	41.8	2.71	4.22	0.05	0.03	0.02	0.033	0.06	15.6	14.1	0.46	338	8.50	0.01
ZZ46178		2.62	26.0	1.97	3.07	<0.05	<0.02	0.03	0.028	0.09	12.1	5.6	0.16	92	14.00	0.01
ZZ46179		4.08	22.9	2.42	5.13	<0.05	<0.02	0.05	0.026	0.07	13.1	12.9	0.31	156	8.84	0.01
ZZ46180		6.33	570	5.83	4.34	0.07	<0.02	0.05	<0.005	0.07	18.6	20.3	0.70	1400	38.6	0.01
ZZ46181		1.32	20.7	2.19	4.30	0.05	0.03	0.03	0.020	0.06	15.4	13.2	0.42	225	2.94	0.01
ZZ46182		2.67	32.2	2.93	5.24	<0.05	0.02	0.05	0.027	0.08	13.4	14.2	0.49	281	16.45	0.01
ZZ46183		2.56	35.7	2.66	5.56	0.08	0.05	0.05	0.022	0.11	12.4	15.2	0.62	253	16.85	0.01
ZZ46184		2.49	24.3	2.51	6.31	0.05	<0.02	0.04	0.024	0.07	11.2	13.5	0.49	207	10.25	0.01
ZZ46185		1.43	28.9	2.13	4.15	0.06	0.04	0.05	0.019	0.07	17.4	14.6	0.51	282	5.08	0.01
ZZ46186		2.39	14.7	1.58	3.76	<0.05	<0.02	0.03	0.010	0.05	6.9	5.9	0.22	603	11.70	0.02
ZZ46187		1.58	25.6	2.42	4.38	0.05	0.05	0.05	0.021	0.07	18.0	13.9	0.49	509	3.91	0.01
ZZ46188		1.70	24.7	2.52	4.37	0.05	0.05	0.02	0.021	0.06	16.1	14.9	0.51	344	3.25	0.01

***** See Appendix Page for comments regarding this certificate *****

ALS Canada Ltd.
2103 Dollarton Hwy
North Vancouver BC V7H 0A7
Phone: 604 984 0221 Fax: 604 984 0218 www.alsglobal.com

To: **SILVER RANGE RESOURCES LTD.**
C/O ARCHER, CATHRO & ASSOCIATES (1981) LIMITED
1016-510 W HASTINGS ST
VANCOUVER BC V6B 1L8

Finalized Date: 4-AUG-2012
Account: RANSIL

Project: Keg-Group 3

CERTIFICATE OF ANALYSIS WH12171409

Sample Description	Method	ME-MS41	ME-MS41	ME-MS41	ME-MS41	ME-MS41	ME-MS41	ME-MS41	ME-MS41	ME-MS41	ME-MS41	ME-MS41	ME-MS41	ME-MS41	ME-MS41	ME-MS41
	Analyte	Nb	Ni	P	Pb	Rb	Re	S	Sb	Sc	Se	Sn	Sr	Ta	Te	Th
	Units	ppm	ppm	ppm	ppm	ppm	ppm	%	ppm	ppm	ppm	ppm	ppm	ppm	ppm	ppm
	LOR	0.05	0.2	10	0.2	0.1	0.001	0.01	0.05	0.1	0.2	0.2	0.2	0.01	0.01	0.2
ZZ46149		0.79	24.1	830	22.0	10.2	<0.001	0.06	22.9	1.0	0.9	0.6	23.1	<0.01	0.05	0.3
ZZ46150		0.96	22.3	860	10.1	6.2	0.001	0.02	4.27	1.6	0.6	0.5	22.1	<0.01	0.02	1.3
ZZ46151		1.03	31.5	1070	11.5	7.6	<0.001	0.02	3.56	2.2	0.8	0.5	25.4	<0.01	0.04	2.4
ZZ46152		1.09	33.4	960	16.2	7.3	<0.001	0.02	2.80	2.3	0.8	0.4	24.1	<0.01	0.05	2.2
ZZ46153		1.00	45.6	990	48.6	9.5	0.001	0.03	5.20	2.1	1.0	0.9	49.9	<0.01	0.05	1.0
ZZ46154		0.18	6.9	930	20.7	4.9	<0.001	0.08	1.09	0.2	1.0	0.4	11.9	<0.01	0.02	<0.2
ZZ46155		0.84	15.8	550	22.7	14.4	<0.001	0.05	2.13	1.1	0.6	0.8	12.9	<0.01	0.03	0.2
ZZ46156		1.02	24.5	730	8.6	5.8	<0.001	<0.01	2.99	2.3	0.5	0.4	23.2	<0.01	0.02	3.1
ZZ46157		0.96	20.4	670	9.9	4.7	<0.001	0.01	3.45	1.6	0.6	0.4	17.2	<0.01	0.01	1.7
ZZ46158		0.83	30.8	1890	25.6	8.4	<0.001	0.05	7.75	0.9	1.6	0.5	34.2	<0.01	0.07	0.2
ZZ46159		2.03	12.2	310	27.4	8.6	0.001	0.03	2.36	1.2	0.7	1.2	8.4	0.01	0.03	1.0
ZZ46160		1.94	35.3	690	23.5	7.6	0.001	0.03	7.76	2.8	1.0	0.8	19.3	<0.01	0.02	3.9
ZZ46161		2.21	27.8	550	44.0	7.8	0.001	0.07	8.46	1.2	1.3	1.0	18.0	0.01	0.03	0.5
ZZ46162		1.37	34.1	810	45.0	9.9	0.001	0.05	19.50	1.9	1.0	0.8	26.0	<0.01	0.03	0.8
ZZ46163		1.92	69.1	1140	39.1	8.7	0.002	0.06	34.9	2.8	3.1	0.7	71.2	0.01	0.05	1.9
ZZ46164		1.41	27.3	730	29.0	9.6	<0.001	0.04	4.96	1.9	1.2	0.5	14.1	0.01	0.04	2.0
ZZ46165		0.87	32.9	1100	13.8	8.6	<0.001	0.02	7.61	2.5	1.4	0.5	41.4	<0.01	0.03	3.7
ZZ46166		1.03	28.3	690	19.6	6.7	0.001	0.02	14.00	2.6	1.0	0.4	51.0	<0.01	0.04	3.7
ZZ46167		2.22	108.5	1140	63.2	9.2	0.003	0.10	34.9	2.8	6.1	1.3	220	0.01	0.15	3.0
ZZ46168		1.76	51.5	960	25.4	15.0	<0.001	0.04	7.48	2.5	1.5	0.5	107.5	<0.01	0.06	3.8
ZZ46169		0.56	12.3	750	9.6	4.9	<0.001	0.05	1.90	0.3	0.5	0.4	12.0	<0.01	0.04	<0.2
ZZ46170		2.60	26.8	570	23.7	11.5	<0.001	0.16	5.65	1.3	1.3	0.4	41.5	<0.01	0.04	0.8
ZZ46171		2.37	39.0	690	197.0	8.7	<0.001	0.05	10.90	1.9	1.7	1.9	31.7	<0.01	0.06	2.2
ZZ46172		1.45	15.8	750	249	6.8	<0.001	0.12	14.10	1.0	1.1	2.8	39.0	<0.01	0.06	0.9
ZZ46173		1.25	33.6	1000	63.7	7.3	<0.001	0.04	6.94	1.4	1.1	0.7	18.8	<0.01	0.04	0.6
ZZ46174		0.38	6.4	1100	24.0	9.0	<0.001	0.09	1.66	0.2	0.6	0.8	14.5	<0.01	0.03	<0.2
ZZ46175		1.14	19.4	700	16.4	7.7	<0.001	0.01	3.05	2.2	0.7	0.6	18.7	<0.01	0.03	2.1
ZZ46176		0.41	21.1	1030	16.8	6.6	<0.001	0.05	4.21	0.9	0.7	0.3	19.2	<0.01	0.04	0.2
ZZ46177		0.69	37.5	1700	58.4	6.8	<0.001	0.02	6.75	2.6	1.5	1.0	48.4	<0.01	0.04	1.5
ZZ46178		0.37	14.0	750	32.3	6.6	<0.001	0.19	6.28	0.4	1.9	0.6	40.4	<0.01	0.04	<0.2
ZZ46179		0.29	18.3	1530	32.0	9.3	<0.001	0.07	5.22	0.2	1.8	0.8	20.6	<0.01	0.05	<0.2
ZZ46180		0.36	189.5	2550	7980	10.5	0.001	0.06	230	5.5	3.5	92.8	30.2	<0.01	0.25	1.6
ZZ46181		1.04	24.0	800	29.7	7.5	<0.001	0.02	2.55	2.6	0.7	0.8	20.1	<0.01	0.04	1.9
ZZ46182		1.15	35.8	720	24.2	9.6	<0.001	0.06	5.39	2.0	1.5	0.6	28.5	<0.01	0.06	1.1
ZZ46183		2.07	43.3	770	27.7	12.3	<0.001	0.06	8.04	2.9	1.0	0.8	34.1	<0.01	0.04	2.6
ZZ46184		0.80	27.6	580	20.6	12.2	<0.001	0.04	3.87	1.2	1.3	0.6	15.2	<0.01	0.04	0.2
ZZ46185		1.28	31.3	1060	41.4	9.3	0.002	0.01	4.54	3.2	0.7	0.6	24.7	<0.01	0.05	3.6
ZZ46186		0.34	13.7	900	64.9	12.7	0.002	0.06	2.26	0.4	0.4	0.6	14.3	<0.01	0.02	<0.2
ZZ46187		1.24	29.8	820	44.6	9.0	0.001	0.01	2.92	3.3	0.4	0.6	20.8	<0.01	0.03	3.5
ZZ46188		1.17	29.4	1040	53.7	9.2	0.002	0.01	3.33	2.7	0.8	0.6	22.6	<0.01	0.03	2.4

***** See Appendix Page for comments regarding this certificate *****

ALS Canada Ltd.
2103 Dollarton Hwy
North Vancouver BC V7H 0A7
Phone: 604 984 0221 Fax: 604 984 0218 www.alsglobal.com

To: **SILVER RANGE RESOURCES LTD.**
C/O ARCHER, CATHRO & ASSOCIATES (1981) LIMITED
1016-510 W HASTINGS ST
VANCOUVER BC V6B 1L8

Finalized Date: 4-AUG-2012
Account: RANSIL

Project: Keg-Group 3

CERTIFICATE OF ANALYSIS WH12171409

Sample Description	Method	ME-MS41	ME-MS41	ME-MS41	ME-MS41	ME-MS41	ME-MS41	ME-MS41	ME-MS41	Ag-OG46
	Analyte	Ti	Tl	U	V	W	Y	Zn	Zr	Ag
	Units	%	ppm	ppm	ppm	ppm	ppm	ppm	ppm	ppm
	LOR	0.005	0.02	0.05	1	0.05	0.05	2	0.5	1
ZZ46149		0.043	0.21	2.29	92	0.27	5.00	178	<0.5	
ZZ46150		0.055	0.14	1.52	80	0.24	5.53	171	0.7	
ZZ46151		0.056	0.17	1.85	77	0.26	7.45	166	1.7	
ZZ46152		0.058	0.16	1.56	84	0.38	6.80	247	1.8	
ZZ46153		0.054	0.25	2.49	135	0.38	7.19	487	0.5	
ZZ46154		0.016	0.25	1.64	56	0.15	2.53	40	<0.5	
ZZ46155		0.058	0.53	2.40	88	0.28	4.92	127	0.5	
ZZ46156		0.067	0.12	1.87	90	0.27	8.14	180	1.8	
ZZ46157		0.049	0.10	1.53	76	0.24	5.45	219	1.1	
ZZ46158		0.052	0.44	6.82	150	0.33	6.38	97	0.5	
ZZ46159		0.074	0.27	0.97	116	0.32	1.83	73	1.3	
ZZ46160		0.055	0.35	3.65	120	0.29	7.27	269	3.6	
ZZ46161		0.066	0.43	2.26	202	0.28	2.88	235	2.3	
ZZ46162		0.053	0.30	3.97	111	0.36	7.41	342	0.9	
ZZ46163		0.084	0.28	5.86	205	0.56	17.90	817	1.4	
ZZ46164		0.068	0.21	1.95	139	0.40	5.55	187	1.8	
ZZ46165		0.080	0.21	4.42	146	0.29	11.85	427	8.4	
ZZ46166		0.075	0.14	3.48	85	0.24	8.54	270	5.4	
ZZ46167		0.098	0.69	15.50	259	0.69	16.60	1880	3.6	
ZZ46168		0.091	0.71	4.82	186	0.62	11.95	701	5.4	
ZZ46169		0.032	0.19	1.50	81	0.17	2.58	88	<0.5	
ZZ46170		0.085	0.79	3.74	146	0.25	5.68	191	2.0	
ZZ46171		0.077	0.48	2.96	171	0.43	5.29	312	1.6	
ZZ46172		0.061	0.46	1.94	182	0.28	2.65	205	1.3	
ZZ46173		0.052	0.33	3.60	145	0.32	5.60	295	0.9	
ZZ46174		0.017	0.49	4.52	51	0.23	6.75	46	<0.5	
ZZ46175		0.067	0.21	2.44	88	0.22	7.76	102	0.5	
ZZ46176		0.031	0.13	1.63	50	0.33	6.14	155	<0.5	
ZZ46177		0.056	0.21	3.50	103	0.36	12.30	345	0.6	
ZZ46178		0.037	0.33	3.81	126	0.21	4.30	104	<0.5	
ZZ46179		0.012	0.40	2.74	142	0.27	5.24	103	<0.5	
ZZ46180		0.027	0.63	7.48	222	0.47	32.2	2370	0.5	
ZZ46181		0.056	0.14	1.19	68	0.26	7.31	107	0.6	
ZZ46182		0.066	0.44	3.28	140	0.36	6.50	312	0.8	
ZZ46183		0.101	0.60	4.13	195	0.38	10.50	327	2.6	
ZZ46184		0.057	0.48	2.78	159	0.28	6.32	245	0.5	
ZZ46185		0.082	0.23	2.58	95	0.30	11.25	218	1.4	
ZZ46186		0.030	0.24	1.08	67	0.17	2.48	104	<0.5	
ZZ46187		0.067	0.17	1.95	74	0.40	9.26	207	1.4	
ZZ46188		0.063	0.19	1.60	70	0.46	7.12	201	1.1	

***** See Appendix Page for comments regarding this certificate *****

ALS Canada Ltd.
2103 Dollarton Hwy
North Vancouver BC V7H 0A7
Phone: 604 984 0221 Fax: 604 984 0218 www.alsglobal.com

To: **SILVER RANGE RESOURCES LTD.**
C/O ARCHER, CATHRO & ASSOCIATES (1981) LIMITED
1016-510 W HASTINGS ST
VANCOUVER BC V6B 1L8

Finalized Date: 4-AUG-2012
Account: RANSIL

Project: Keg-Group 3

CERTIFICATE OF ANALYSIS WH12171409

Sample Description	Method	WEI-21	Au-ICP21	ME-MS41	ME-MS41	ME-MS41	ME-MS41	ME-MS41	ME-MS41	ME-MS41	ME-MS41	ME-MS41	ME-MS41	ME-MS41	ME-MS41	ME-MS41
	Analyte	Recvd Wt.	Au	Ag	Al	As	Au	B	Ba	Be	Bi	Ca	Cd	Ce	Co	Cr
	Units	kg	ppm	ppm	%	ppm	ppm	ppm	ppm	ppm	ppm	%	ppm	ppm	ppm	ppm
	LOR	0.02	0.001	0.01	0.01	0.1	0.2	10	10	0.05	0.01	0.01	0.01	0.02	0.1	1
ZZ46189		0.35	0.002	0.31	1.36	14.3	<0.2	<10	120	0.46	0.18	0.18	0.90	21.9	4.5	24
ZZ46190		0.24	0.002	3.25	1.32	10.5	<0.2	<10	140	0.33	0.14	0.18	0.43	14.05	2.3	14
ZZ46191		0.24	0.003	2.05	1.72	77.7	<0.2	<10	210	0.58	0.62	0.25	1.13	16.05	11.8	23
ZZ46192		0.25	0.006	1.55	1.09	55.6	<0.2	<10	150	0.48	0.26	0.30	4.85	19.60	5.9	19
ZZ46193		0.34	0.003	1.41	1.32	28.6	<0.2	<10	190	0.58	0.26	0.21	2.23	17.25	5.8	20
ZZ46194		0.40	0.004	0.63	1.28	18.2	<0.2	<10	230	0.57	0.20	0.30	0.25	17.75	6.8	21
ZZ46195		0.25	0.003	0.72	1.47	24.6	<0.2	<10	240	0.62	0.20	0.24	0.55	27.8	8.4	23
ZZ46196		0.28	0.003	0.67	1.07	18.5	<0.2	<10	110	0.41	0.24	0.06	0.17	28.5	3.9	20
ZZ46197		0.27	0.004	0.92	1.77	33.7	<0.2	<10	170	0.57	0.24	0.18	0.38	22.4	6.7	32
ZZ46198		0.26	0.004	0.75	1.64	28.8	<0.2	<10	130	0.55	0.25	0.11	0.30	24.2	5.8	26
ZZ46199		0.18	0.001	0.70	0.66	22.1	<0.2	<10	110	0.16	0.27	0.08	0.48	24.2	2.9	15
ZZ46200		0.24	0.002	2.04	1.60	131.0	<0.2	<10	170	0.38	0.39	0.16	1.35	21.4	4.5	26
ZZ46201		0.20	0.001	1.75	1.12	50.0	<0.2	<10	110	0.24	0.49	0.09	1.02	18.20	4.0	17
ZZ46218		0.25	0.001	0.11	0.37	2.9	<0.2	<10	60	0.10	0.09	0.08	0.31	7.02	1.4	5
ZZ46219		0.23	0.002	1.78	1.06	152.0	<0.2	<10	100	0.19	0.38	0.12	1.74	14.95	4.0	18
ZZ46220		0.25	0.002	1.30	0.94	24.6	<0.2	<10	120	0.29	0.13	0.16	1.22	14.05	3.3	11
ZZ46221		0.19	0.001	1.66	0.60	660	<0.2	<10	130	0.18	0.43	0.11	0.65	14.95	1.6	11
ZZ46222		0.32	0.002	0.74	1.10	95.3	<0.2	<10	150	0.28	0.26	0.23	0.34	22.7	5.4	22
ZZ46223		0.24	0.002	0.19	0.98	13.0	<0.2	<10	110	0.25	0.15	0.14	0.25	16.15	4.5	16
ZZ46224		0.25	0.006	0.18	1.37	16.5	<0.2	<10	140	0.38	0.18	0.24	0.32	26.5	6.2	26
ZZ46225		0.31	0.004	0.21	1.30	17.6	<0.2	<10	210	0.56	0.13	0.32	0.11	32.5	6.0	25
ZZ46226		0.20	0.003	0.36	1.57	20.0	<0.2	<10	210	0.54	0.17	0.25	0.20	21.3	5.3	26
ZZ46227		0.29	0.002	0.70	1.32	20.8	<0.2	<10	140	0.31	0.27	0.11	0.38	21.2	4.0	25
ZZ46228		0.18	0.003	0.72	1.44	24.3	<0.2	<10	170	0.68	0.20	0.27	0.26	16.10	6.1	16
ZZ46229		0.13	0.004	0.27	0.51	24.3	<0.2	<10	150	0.15	0.17	0.09	1.70	9.73	9.2	8
ZZ46230		0.20	0.002	0.39	1.70	22.1	<0.2	<10	90	0.27	0.29	0.12	0.74	25.9	6.3	29
ZZ46231		0.25	0.002	2.07	0.82	251	<0.2	<10	70	0.12	1.02	0.06	0.51	24.2	2.2	14
ZZ46232		0.24	<0.001	0.30	0.48	9.0	<0.2	<10	60	0.09	0.09	0.09	0.15	7.94	1.4	4
ZZ46233		0.23	0.001	0.12	1.20	15.0	<0.2	<10	110	0.22	0.31	0.12	0.62	23.1	3.4	22
ZZ46246		0.26	0.002	1.02	0.93	22.7	<0.2	<10	100	0.30	0.31	0.17	1.21	11.35	3.2	12
ZZ46247		0.37	0.003	0.56	1.63	16.8	<0.2	<10	150	0.61	0.42	0.25	0.55	32.0	8.1	26
ZZ46248		0.23	0.002	0.13	0.76	10.2	<0.2	<10	90	0.20	0.28	0.08	0.27	18.30	2.8	13
ZZ46249		0.33	0.006	1.00	1.28	38.0	<0.2	<10	120	0.55	0.39	0.28	0.86	27.9	7.9	24
ZZ46256		0.34	0.004	10.70	1.69	280	<0.2	<10	150	0.74	1.06	0.24	2.75	22.4	6.6	26
ZZ46257		0.34	0.004	0.34	1.21	20.3	<0.2	<10	180	0.54	0.37	0.38	0.47	31.8	7.9	25
ZZ46258		0.19	0.002	0.32	0.65	39.2	<0.2	<10	110	0.18	0.41	0.25	3.95	20.5	4.2	18
ZZ46259		0.32	0.001	0.34	0.91	24.7	<0.2	<10	100	0.20	0.37	0.12	0.51	21.9	4.5	21
ZZ46260		0.23	0.002	0.21	1.01	32.0	<0.2	<10	100	0.36	0.21	0.13	1.08	20.6	5.6	20
ZZ46261		0.30	0.001	0.17	0.90	8.2	<0.2	<10	90	0.22	0.21	0.07	0.48	22.3	2.2	16
ZZ46262		0.29	0.004	0.57	1.30	31.6	<0.2	<10	180	0.61	0.23	0.26	2.38	26.7	8.8	23

***** See Appendix Page for comments regarding this certificate *****

ALS Canada Ltd.
2103 Dollarton Hwy
North Vancouver BC V7H 0A7
Phone: 604 984 0221 Fax: 604 984 0218 www.alsglobal.com

To: **SILVER RANGE RESOURCES LTD.**
C/O ARCHER, CATHRO & ASSOCIATES (1981) LIMITED
1016-510 W HASTINGS ST
VANCOUVER BC V6B 1L8

Finalized Date: 4-AUG-2012
Account: RANSIL

Project: Keg-Group 3

CERTIFICATE OF ANALYSIS WH12171409

Sample Description	Method	ME-MS41	ME-MS41	ME-MS41	ME-MS41	ME-MS41	ME-MS41	ME-MS41	ME-MS41	ME-MS41	ME-MS41	ME-MS41	ME-MS41	ME-MS41	ME-MS41	ME-MS41
	Analyte	Cs	Cu	Fe	Ga	Ge	Hf	Hg	In	K	La	Li	Mg	Mn	Mo	Na
	Units	ppm	ppm	%	ppm	ppm	ppm	ppm	ppm	%	ppm	ppm	%	ppm	ppm	%
	LOR	0.05	0.2	0.01	0.05	0.05	0.02	0.01	0.005	0.01	0.2	0.1	0.01	5	0.05	0.01
ZZ46189		1.50	19.0	1.99	4.07	<0.05	<0.02	0.04	0.016	0.06	10.7	11.6	0.37	180	5.29	0.01
ZZ46190		2.09	41.7	1.00	3.33	<0.05	<0.02	0.05	0.014	0.05	6.8	6.8	0.15	99	7.14	0.03
ZZ46191		5.63	38.6	2.21	4.53	<0.05	<0.02	0.10	0.019	0.06	7.7	10.4	0.24	788	11.90	0.01
ZZ46192		2.00	58.2	1.74	3.84	<0.05	<0.02	0.02	0.015	0.04	11.0	14.6	0.31	272	5.76	0.01
ZZ46193		2.31	26.5	2.07	4.82	0.05	<0.02	0.03	0.022	0.06	9.2	16.4	0.30	318	7.70	0.01
ZZ46194		1.66	30.0	2.09	5.84	0.05	<0.02	0.05	0.019	0.06	9.9	11.5	0.32	281	7.69	0.01
ZZ46195		1.46	30.8	2.37	5.11	0.06	0.03	0.06	0.018	0.07	14.5	13.8	0.40	240	6.06	0.01
ZZ46196		1.77	17.5	1.89	5.36	0.05	<0.02	0.06	0.017	0.05	14.3	8.6	0.18	107	9.64	0.01
ZZ46197		1.90	23.0	2.41	6.81	<0.05	0.03	0.08	0.019	0.08	11.5	17.8	0.36	282	10.55	0.01
ZZ46198		1.75	24.2	2.43	5.59	<0.05	<0.02	0.06	0.017	0.06	12.6	11.6	0.28	157	10.00	0.01
ZZ46199		1.64	11.4	1.37	5.01	<0.05	<0.02	0.04	0.010	0.05	12.7	2.9	0.09	93	7.23	0.01
ZZ46200		1.76	26.7	2.36	6.02	<0.05	<0.02	0.05	0.019	0.06	11.5	11.6	0.36	178	6.71	0.01
ZZ46201		1.97	17.2	1.61	5.29	<0.05	<0.02	0.05	0.011	0.05	8.9	7.2	0.18	220	7.83	0.01
ZZ46218		1.53	5.8	0.60	2.01	<0.05	<0.02	0.01	<0.005	0.03	3.8	0.9	0.04	87	2.98	0.03
ZZ46219		1.30	23.2	2.26	4.74	<0.05	<0.02	0.03	0.015	0.06	7.3	8.5	0.25	166	5.63	0.02
ZZ46220		0.84	26.6	1.18	2.97	<0.05	<0.02	0.02	0.009	0.03	6.9	4.9	0.15	149	2.51	0.02
ZZ46221		1.63	15.2	1.01	3.25	<0.05	<0.02	0.02	0.006	0.05	7.6	1.2	0.04	58	4.30	0.01
ZZ46222		1.13	23.3	1.97	3.72	<0.05	<0.02	0.01	0.013	0.05	12.2	9.4	0.36	174	5.02	0.01
ZZ46223		1.03	13.2	1.83	4.06	<0.05	<0.02	0.01	0.011	0.05	7.9	6.0	0.20	250	4.05	0.02
ZZ46224		1.23	21.3	2.37	4.23	<0.05	0.02	0.03	0.019	0.06	13.7	10.6	0.39	230	4.39	0.01
ZZ46225		1.32	32.4	1.99	3.79	0.05	0.07	0.02	0.010	0.06	15.9	10.8	0.44	149	6.43	0.01
ZZ46226		1.52	25.3	2.25	4.69	<0.05	<0.02	0.03	0.017	0.07	10.5	11.1	0.39	176	6.73	0.01
ZZ46227		1.76	14.5	2.37	6.69	<0.05	0.03	0.05	0.014	0.07	11.0	10.1	0.26	148	11.95	0.01
ZZ46228		1.81	32.9	1.77	4.04	<0.05	<0.02	0.03	0.016	0.05	8.2	5.8	0.19	773	12.30	0.02
ZZ46229		1.63	11.1	0.90	2.24	<0.05	<0.02	0.01	0.008	0.04	4.8	1.0	0.04	1270	8.43	0.02
ZZ46230		1.49	14.1	2.96	6.13	<0.05	<0.02	0.01	0.022	0.05	13.4	12.8	0.43	265	3.69	0.01
ZZ46231		2.48	25.1	1.61	5.93	<0.05	<0.02	0.02	0.011	0.05	12.8	3.2	0.12	75	7.93	0.01
ZZ46232		1.83	20.6	0.55	1.58	<0.05	<0.02	0.01	<0.005	0.04	4.0	1.1	0.04	57	2.52	0.03
ZZ46233		2.50	13.2	2.19	6.71	<0.05	<0.02	0.01	0.014	0.06	11.9	6.0	0.23	132	4.91	0.01
ZZ46246		2.11	18.9	1.44	3.32	<0.05	<0.02	0.02	0.009	0.04	5.8	6.8	0.17	100	4.84	0.02
ZZ46247		2.16	38.5	2.50	4.79	0.05	<0.02	0.03	0.021	0.06	16.6	14.5	0.51	269	5.97	0.01
ZZ46248		1.44	12.1	1.67	6.07	<0.05	<0.02	0.02	0.010	0.04	9.1	2.9	0.11	88	6.58	0.01
ZZ46249		1.33	32.0	2.21	3.76	0.05	0.05	0.05	0.021	0.05	14.5	12.7	0.38	263	5.83	0.01
ZZ46256		2.51	92.1	2.52	5.46	<0.05	<0.02	0.09	0.028	0.07	11.4	18.0	0.49	334	5.92	0.02
ZZ46257		1.23	40.4	2.21	3.70	0.06	0.05	0.07	0.018	0.05	16.0	13.3	0.46	263	7.82	0.01
ZZ46258		1.76	12.2	2.17	7.64	<0.05	0.02	0.07	0.015	0.07	10.6	5.4	0.22	178	11.35	0.01
ZZ46259		1.01	10.5	3.36	9.13	<0.05	0.05	0.06	0.019	0.06	11.9	7.1	0.21	186	24.5	0.01
ZZ46260		1.13	16.4	2.13	4.19	<0.05	<0.02	0.03	0.021	0.05	10.8	10.3	0.33	182	6.74	0.01
ZZ46261		1.35	10.1	1.24	5.30	<0.05	<0.02	0.08	0.014	0.03	11.6	7.2	0.17	64	5.13	0.01
ZZ46262		1.74	31.1	2.25	4.33	0.06	0.03	0.06	0.018	0.06	13.9	15.4	0.47	482	6.81	0.01

***** See Appendix Page for comments regarding this certificate *****

ALS Canada Ltd.
2103 Dollarton Hwy
North Vancouver BC V7H 0A7
Phone: 604 984 0221 Fax: 604 984 0218 www.alsglobal.com

To: **SILVER RANGE RESOURCES LTD.**
C/O ARCHER, CATHRO & ASSOCIATES (1981) LIMITED
1016-510 W HASTINGS ST
VANCOUVER BC V6B 1L8

Finalized Date: 4-AUG-2012
Account: RANSIL

Project: Keg-Group 3

CERTIFICATE OF ANALYSIS WH12171409

Sample Description	Method	ME-MS41	ME-MS41	ME-MS41	ME-MS41	ME-MS41	ME-MS41	ME-MS41	ME-MS41	ME-MS41	ME-MS41	ME-MS41	ME-MS41	ME-MS41	ME-MS41	ME-MS41
	Analyte	Nb	Ni	P	Pb	Rb	Re	S	Sb	Sc	Se	Sn	Sr	Ta	Te	Th
	Units	ppm	ppm	ppm	ppm	ppm	ppm	%	ppm	ppm	ppm	ppm	ppm	ppm	ppm	ppm
	LOR	0.05	0.2	10	0.2	0.1	0.001	0.01	0.05	0.1	0.2	0.2	0.2	0.01	0.01	0.2
ZZ46189		0.90	21.1	770	37.0	9.6	0.001	0.03	2.76	1.3	0.5	0.5	15.8	<0.01	0.03	0.5
ZZ46190		0.15	12.4	1000	66.8	6.5	0.002	0.06	2.84	0.1	1.5	0.6	14.2	<0.01	0.02	<0.2
ZZ46191		0.25	25.0	1970	443	11.3	0.002	0.13	10.55	0.4	1.6	2.1	16.4	<0.01	0.04	<0.2
ZZ46192		0.24	28.2	970	218	8.5	0.001	0.04	9.09	0.8	1.3	1.8	18.9	<0.01	0.03	<0.2
ZZ46193		0.28	17.7	1070	129.0	14.2	0.002	0.06	2.96	0.6	2.0	0.6	14.9	<0.01	0.04	<0.2
ZZ46194		0.47	22.2	800	18.9	13.2	0.001	0.04	2.57	1.0	1.1	0.6	27.0	<0.01	0.04	0.2
ZZ46195		1.13	31.5	740	38.9	10.7	<0.001	0.02	3.41	2.5	0.9	0.7	20.5	<0.01	0.05	2.3
ZZ46196		1.00	16.4	270	27.6	9.1	0.001	0.02	2.33	1.4	0.9	0.9	8.2	<0.01	0.02	1.1
ZZ46197		1.39	26.2	840	65.7	12.2	0.001	0.07	3.93	1.5	1.1	1.0	16.2	<0.01	0.04	0.6
ZZ46198		1.38	22.8	550	44.6	10.2	0.002	0.05	3.36	1.7	1.1	0.7	12.7	<0.01	0.03	0.8
ZZ46199		1.44	10.1	250	65.5	13.5	0.002	0.02	2.43	1.1	0.4	1.3	8.8	<0.01	0.03	1.3
ZZ46200		0.72	17.2	710	441	10.1	0.002	0.06	3.42	0.7	0.7	1.3	15.6	<0.01	0.02	0.2
ZZ46201		0.48	10.1	540	252	11.0	0.001	0.04	1.48	0.4	0.5	0.8	11.0	<0.01	0.01	<0.2
ZZ46218		0.26	3.6	360	6.6	5.2	0.001	0.04	0.54	0.1	0.3	0.4	8.7	<0.01	0.01	<0.2
ZZ46219		1.41	14.7	400	281	10.3	0.001	0.03	6.76	1.3	0.4	1.8	13.4	<0.01	0.03	1.5
ZZ46220		0.26	9.5	760	351	5.2	0.001	0.05	1.30	0.4	0.2	0.5	12.8	<0.01	<0.01	<0.2
ZZ46221		0.20	6.8	610	168.0	14.4	0.002	0.06	5.35	0.1	0.3	1.8	13.7	<0.01	0.03	<0.2
ZZ46222		0.94	22.4	810	253	7.4	0.002	0.03	5.92	1.5	0.7	1.7	18.5	0.01	0.02	1.0
ZZ46223		0.39	12.8	690	27.7	9.2	0.001	0.04	1.31	0.5	0.2	0.5	13.9	<0.01	<0.01	<0.2
ZZ46224		1.02	25.1	970	23.1	7.6	0.002	0.03	1.77	1.7	0.6	0.4	19.2	<0.01	0.03	0.9
ZZ46225		1.24	27.4	770	13.4	8.5	0.001	0.01	4.74	2.7	0.6	0.4	36.4	<0.01	0.02	3.9
ZZ46226		0.63	26.3	870	15.4	8.7	0.002	0.06	2.05	0.9	0.9	0.4	22.4	<0.01	0.04	0.2
ZZ46227		1.81	17.8	420	28.5	10.2	0.001	0.03	2.07	1.8	0.8	0.8	10.2	<0.01	0.03	1.9
ZZ46228		0.20	11.4	2210	62.4	12.8	0.001	0.16	1.20	0.1	1.0	0.4	21.4	<0.01	0.01	<0.2
ZZ46229		0.22	5.8	610	123.0	10.2	0.001	0.05	1.29	0.2	0.2	0.5	9.7	<0.01	0.02	<0.2
ZZ46230		0.87	16.8	530	107.5	7.3	0.001	0.03	1.37	1.3	0.4	0.7	11.1	<0.01	0.03	0.4
ZZ46231		0.84	8.8	340	467	10.0	0.001	0.03	21.4	0.7	0.8	8.3	9.7	<0.01	0.04	0.3
ZZ46232		0.25	3.3	410	22.1	9.3	0.001	0.02	0.73	0.1	<0.2	0.3	9.8	<0.01	<0.01	<0.2
ZZ46233		1.09	12.0	460	19.9	9.2	0.002	0.05	1.56	0.8	0.2	0.8	12.4	<0.01	0.02	0.2
ZZ46246		0.43	13.1	680	55.7	6.5	0.002	0.05	2.85	0.4	0.2	0.5	15.3	<0.01	0.03	<0.2
ZZ46247		0.96	25.1	930	72.5	9.5	0.002	0.02	2.32	2.3	1.0	0.6	19.4	<0.01	0.03	1.3
ZZ46248		1.03	8.9	470	21.9	7.6	0.001	0.03	1.55	0.7	0.3	0.7	9.0	<0.01	0.02	0.3
ZZ46249		0.92	27.6	1050	248	7.4	<0.001	0.03	5.65	2.0	0.8	1.1	19.3	<0.01	0.06	2.1
ZZ46256		0.52	34.5	1060	1545	12.0	0.001	0.07	13.10	2.0	1.7	4.2	18.2	<0.01	0.05	0.6
ZZ46257		1.11	31.2	1110	43.0	7.2	0.001	0.02	1.71	2.5	0.9	0.5	28.7	<0.01	0.04	4.4
ZZ46258		2.14	15.7	300	36.9	21.7	<0.001	0.04	2.01	1.8	<0.2	1.2	27.1	<0.01	0.08	1.6
ZZ46259		2.89	11.2	200	22.8	14.9	0.001	0.02	1.66	2.0	0.6	1.0	10.3	<0.01	0.07	2.8
ZZ46260		1.02	23.3	500	26.0	7.6	<0.001	0.02	3.40	1.6	0.6	0.7	14.4	<0.01	0.06	1.0
ZZ46261		0.69	9.3	400	12.6	6.1	<0.001	0.03	1.27	0.8	0.8	0.9	6.9	<0.01	0.04	0.2
ZZ46262		1.09	34.7	760	39.9	8.6	0.001	0.02	4.46	2.4	0.9	0.7	22.6	<0.01	0.05	2.3

***** See Appendix Page for comments regarding this certificate *****

ALS Canada Ltd.
2103 Dollarton Hwy
North Vancouver BC V7H 0A7
Phone: 604 984 0221 Fax: 604 984 0218 www.alsglobal.com

To: **SILVER RANGE RESOURCES LTD.**
C/O ARCHER, CATHRO & ASSOCIATES (1981) LIMITED
1016-510 W HASTINGS ST
VANCOUVER BC V6B 1L8

Finalized Date: 4-AUG-2012
Account: RANSIL

Project: Keg-Group 3

CERTIFICATE OF ANALYSIS WH12171409

Sample Description	Method	ME-MS41	ME-MS41	ME-MS41	ME-MS41	ME-MS41	ME-MS41	ME-MS41	ME-MS41	Ag-OG46
	Analyte	Ti	Tl	U	V	W	Y	Zn	Zr	Ag
	Units	%	ppm	ppm	ppm	ppm	ppm	ppm	ppm	ppm
	LOR	0.005	0.02	0.05	1	0.05	0.05	2	0.5	1
ZZ46189		0.045	0.27	1.68	88	1.99	4.68	147	0.5	
ZZ46190		0.009	0.23	1.35	43	0.12	3.53	141	<0.5	
ZZ46191		0.010	0.35	1.96	65	0.15	3.37	680	<0.5	
ZZ46192		0.024	0.20	1.92	55	0.30	6.35	596	<0.5	
ZZ46193		0.016	0.28	1.54	71	0.32	4.51	317	<0.5	
ZZ46194		0.027	0.18	2.68	77	0.34	5.30	52	<0.5	
ZZ46195		0.053	0.15	2.16	81	0.36	7.61	69	0.9	
ZZ46196		0.056	0.22	1.92	153	0.37	4.43	51	0.6	
ZZ46197		0.058	0.26	2.37	215	0.34	6.18	83	1.1	
ZZ46198		0.055	0.22	2.16	127	0.34	5.32	65	0.7	
ZZ46199		0.070	0.19	0.87	93	0.28	2.53	42	0.6	
ZZ46200		0.029	0.27	1.75	107	0.40	3.61	183	<0.5	
ZZ46201		0.026	0.28	1.15	95	0.20	2.52	90	<0.5	
ZZ46218		0.023	0.08	0.51	39	0.10	1.16	20	<0.5	
ZZ46219		0.058	0.14	0.70	100	0.31	2.48	163	0.9	
ZZ46220		0.023	0.10	1.42	52	0.18	3.79	70	<0.5	
ZZ46221		0.011	0.13	0.89	79	0.24	1.65	51	<0.5	
ZZ46222		0.047	0.14	1.11	83	0.37	4.89	120	0.5	
ZZ46223		0.034	0.13	0.87	75	0.28	2.73	51	<0.5	
ZZ46224		0.049	0.14	1.29	74	0.43	5.45	77	0.6	
ZZ46225		0.082	0.18	3.14	105	0.25	10.85	63	2.9	
ZZ46226		0.035	0.22	2.16	125	0.34	5.83	65	<0.5	
ZZ46227		0.072	0.24	1.55	209	0.44	3.56	58	1.3	
ZZ46228		0.007	0.20	2.96	128	0.19	5.06	46	<0.5	
ZZ46229		0.016	0.28	0.55	59	0.17	1.40	43	<0.5	
ZZ46230		0.045	0.18	0.81	68	0.36	3.27	97	<0.5	
ZZ46231		0.050	0.22	0.74	110	0.27	2.09	116	<0.5	
ZZ46232		0.017	0.07	0.34	20	0.12	1.07	18	<0.5	
ZZ46233		0.058	0.21	1.08	105	0.31	2.68	48	0.5	
ZZ46246		0.030	0.15	1.22	74	0.15	2.51	81	<0.5	
ZZ46247		0.051	0.19	2.06	80	0.44	7.17	106	<0.5	
ZZ46248		0.067	0.16	0.91	89	0.31	1.97	39	0.5	
ZZ46249		0.056	0.16	1.91	88	0.38	6.63	136	1.7	
ZZ46256		0.037	0.20	3.46	130	0.32	6.99	475	<0.5	
ZZ46257		0.060	0.15	2.16	94	0.87	7.58	100	2.1	
ZZ46258		0.098	0.17	0.74	191	0.56	2.14	113	1.0	
ZZ46259		0.094	0.17	0.74	169	0.44	2.17	61	2.0	
ZZ46260		0.059	0.12	1.10	131	0.30	3.45	140	0.6	
ZZ46261		0.029	0.24	0.96	77	0.26	2.75	93	<0.5	
ZZ46262		0.046	0.19	1.86	92	0.31	8.42	216	1.1	

***** See Appendix Page for comments regarding this certificate *****

ALS Canada Ltd.
2103 Dollarton Hwy
North Vancouver BC V7H 0A7
Phone: 604 984 0221 Fax: 604 984 0218 www.alsglobal.com

To: **SILVER RANGE RESOURCES LTD.**
C/O ARCHER, CATHRO & ASSOCIATES (1981) LIMITED
1016-510 W HASTINGS ST
VANCOUVER BC V6B 1L8

Finalized Date: 4-AUG-2012
Account: RANSIL

Project: Keg-Group 3

CERTIFICATE OF ANALYSIS WH12171409

Sample Description	Method	WEI-21	Au-ICP21	ME-MS41	ME-MS41	ME-MS41	ME-MS41	ME-MS41	ME-MS41	ME-MS41	ME-MS41	ME-MS41	ME-MS41	ME-MS41	ME-MS41	ME-MS41
	Analyte	Recvd Wt.	Au	Ag	Al	As	Au	B	Ba	Be	Bi	Ca	Cd	Ce	Co	Cr
	Units	kg	ppm	ppm	%	ppm	ppm	ppm	ppm	ppm	ppm	%	ppm	ppm	ppm	ppm
	LOR	0.02	0.001	0.01	0.01	0.1	0.2	10	10	0.05	0.01	0.01	0.01	0.02	0.1	1
ZZ46263		0.34	0.002	0.32	1.18	15.9	<0.2	<10	150	0.49	0.17	0.19	1.26	21.8	6.5	22
ZZ46264		0.32	0.002	1.03	1.77	33.3	<0.2	<10	210	1.01	0.22	0.14	1.68	22.9	4.5	23
ZZ46265		0.28	0.004	0.79	1.81	17.2	<0.2	<10	250	1.13	0.23	0.16	2.52	24.4	5.9	23
ZZ46266		0.34	0.003	0.05	0.92	12.2	<0.2	<10	120	0.22	0.29	0.07	0.73	25.8	3.7	16
ZZ46267		0.29	0.002	0.26	0.89	14.5	<0.2	<10	190	0.34	0.26	0.17	0.80	19.90	4.3	18
ZZ46268		0.22	0.002	0.24	0.62	4.5	<0.2	<10	120	0.16	0.14	0.12	0.69	11.85	2.6	9
ZZ46269		0.34	0.003	0.99	1.69	15.6	<0.2	<10	130	0.70	0.20	0.21	8.75	20.7	9.5	27
ZZ46270		0.23	0.001	0.36	1.07	6.6	<0.2	<10	100	0.26	0.18	0.12	1.08	16.65	3.4	17
ZZ46271		0.24	0.003	0.22	0.76	11.4	<0.2	<10	130	0.19	0.22	0.06	0.56	19.15	3.2	14
ZZ46272		0.23	0.003	0.21	0.46	3.5	<0.2	<10	210	0.14	0.09	0.21	2.01	10.30	1.4	9
ZZ46273		0.26	0.002	0.76	1.14	12.9	<0.2	<10	170	0.59	0.14	0.15	1.72	14.80	4.8	17
ZZ46274		0.32	0.002	0.45	1.26	23.8	<0.2	<10	180	0.39	0.29	0.11	0.97	21.1	7.5	28
ZZ46275		0.21	0.002	0.27	0.97	89.5	<0.2	<10	100	0.32	0.23	0.11	1.11	20.4	5.3	19
ZZ46276		0.21	0.005	0.67	0.78	12.7	<0.2	<10	80	0.25	0.25	0.05	0.48	20.2	2.7	16
ZZ46277		0.32	0.002	0.28	1.22	17.1	<0.2	<10	120	0.48	0.15	0.21	0.83	14.30	5.5	26
ZZ46278		0.27	0.004	0.23	0.97	19.8	<0.2	<10	110	0.35	0.20	0.09	0.66	10.65	6.0	19
ZZ46279		0.24	0.003	0.16	1.26	13.0	<0.2	<10	200	0.36	0.20	0.22	3.58	18.80	5.7	21
ZZ46280		0.32	0.005	0.22	1.09	12.8	<0.2	<10	140	0.36	0.25	0.09	4.77	19.15	3.2	21
ZZ46281		0.30	0.005	2.60	2.94	111.5	<0.2	<10	330	1.42	0.30	0.35	5.51	25.2	11.7	33
ZZ46282		0.23	0.002	2.55	1.32	155.5	<0.2	<10	120	0.60	0.21	0.17	4.89	14.80	5.3	21
ZZ46283		0.23	0.001	0.18	0.58	13.6	<0.2	<10	200	0.23	0.29	0.36	19.45	18.90	3.3	14
ZZ46284		0.28	0.003	0.11	1.38	13.5	<0.2	<10	160	0.67	0.14	0.29	12.85	16.35	6.5	19
ZZ46285		0.26	0.006	0.19	1.20	24.6	<0.2	<10	140	0.35	0.28	0.09	0.52	20.1	5.0	27
ZZ46286		0.27	0.004	0.49	1.21	5.7	<0.2	<10	180	0.48	0.20	0.25	0.96	18.45	2.8	17
ZZ46287		0.31	0.002	0.50	1.46	14.3	<0.2	<10	150	0.44	0.24	0.10	0.80	21.9	5.1	24
ZZ46288		0.15	0.002	0.42	1.50	75.7	<0.2	<10	160	1.05	0.21	0.39	22.0	20.3	12.3	22
ZZ46289		0.24	0.002	0.43	0.86	26.2	<0.2	<10	90	0.24	0.14	0.11	2.78	11.40	3.0	15
ZZ46290		0.31	0.002	0.33	1.74	21.8	<0.2	<10	200	0.72	0.14	0.13	1.21	16.05	7.9	23
ZZ46291		0.25	0.002	0.40	1.31	27.8	<0.2	<10	140	0.33	0.22	0.06	0.28	18.70	4.8	22
ZZ46292		0.24	0.002	0.28	0.76	22.3	<0.2	<10	90	0.20	0.18	0.06	0.31	13.55	3.0	16
ZZ46293		0.31	0.003	0.65	1.38	23.1	<0.2	<10	150	0.41	0.20	0.10	0.33	17.60	7.2	23
ZZ46294		0.28	0.003	0.52	1.05	18.5	<0.2	<10	190	0.43	0.18	0.21	0.61	18.95	5.9	19
ZZ46295		0.30	0.003	0.51	1.32	13.3	<0.2	<10	130	0.26	0.22	0.09	0.27	22.2	3.8	22
ZZ46296		0.29	0.003	0.43	0.58	8.6	<0.2	<10	80	0.15	0.18	0.03	0.15	14.60	1.0	9
ZZ46297		0.35	0.003	0.32	1.13	12.1	<0.2	<10	220	0.30	0.17	0.10	0.25	18.40	5.3	19
ZZ46298		0.30	0.002	0.38	1.08	16.9	<0.2	<10	150	0.27	0.21	0.10	0.36	19.10	5.9	23
ZZ46299		0.42	0.003	0.41	1.35	14.0	<0.2	<10	230	0.35	0.18	0.10	0.29	17.85	4.5	23
ZZ46300		0.29	0.002	0.69	1.46	17.1	<0.2	<10	330	0.51	0.22	0.15	7.88	22.6	8.4	28
ZZ46301		0.30	0.004	0.72	0.79	92.1	<0.2	<10	120	0.34	0.22	0.12	6.18	19.45	4.5	19
ZZ46302		0.41	0.001	0.14	0.81	15.9	<0.2	<10	110	0.20	0.22	0.10	0.90	13.55	4.3	18

***** See Appendix Page for comments regarding this certificate *****

ALS Canada Ltd.
2103 Dollarton Hwy
North Vancouver BC V7H 0A7
Phone: 604 984 0221 Fax: 604 984 0218 www.alsglobal.com

To: **SILVER RANGE RESOURCES LTD.**
C/O ARCHER, CATHRO & ASSOCIATES (1981) LIMITED
1016-510 W HASTINGS ST
VANCOUVER BC V6B 1L8

Finalized Date: 4-AUG-2012
Account: RANSIL

Project: Keg-Group 3

CERTIFICATE OF ANALYSIS WH12171409

Sample Description	Method	ME-MS41	ME-MS41	ME-MS41	ME-MS41	ME-MS41	ME-MS41	ME-MS41	ME-MS41	ME-MS41	ME-MS41	ME-MS41	ME-MS41	ME-MS41	ME-MS41	ME-MS41
	Analyte	Cs	Cu	Fe	Ga	Ge	Hf	Hg	In	K	La	Li	Mg	Mn	Mo	Na
	Units	ppm	ppm	%	ppm	ppm	ppm	ppm	ppm	%	ppm	ppm	%	ppm	ppm	%
	LOR	0.05	0.2	0.01	0.05	0.05	0.02	0.01	0.005	0.01	0.2	0.1	0.01	5	0.05	0.01
ZZ46263		1.41	22.2	1.92	3.77	0.05	<0.02	0.03	0.017	0.05	11.3	11.9	0.36	294	5.97	0.01
ZZ46264		1.92	28.3	2.15	5.01	0.05	<0.02	0.06	0.024	0.05	12.8	14.6	0.30	219	8.04	0.01
ZZ46265		1.51	32.1	2.55	4.64	0.05	<0.02	0.06	0.026	0.06	13.8	12.2	0.35	317	7.51	0.01
ZZ46266		1.20	9.7	1.82	6.69	<0.05	<0.02	0.01	0.014	0.05	14.8	4.4	0.14	174	6.63	<0.01
ZZ46267		1.16	15.1	2.08	4.90	<0.05	<0.02	0.04	0.016	0.05	10.9	7.8	0.23	171	4.21	0.01
ZZ46268		1.25	17.0	1.14	3.20	<0.05	<0.02	0.02	0.011	0.03	5.9	1.5	0.06	285	4.23	0.01
ZZ46269		2.46	41.4	3.00	5.84	0.06	<0.02	0.27	0.029	0.10	10.5	15.2	0.68	442	10.90	0.01
ZZ46270		1.24	23.7	1.62	4.57	<0.05	<0.02	0.05	0.017	0.04	8.9	7.0	0.23	96	2.77	0.01
ZZ46271		1.79	15.0	1.53	4.85	<0.05	<0.02	0.02	0.013	0.05	10.3	4.2	0.13	124	7.25	0.01
ZZ46272		0.81	10.1	0.62	2.59	<0.05	<0.02	0.01	0.007	0.03	5.4	1.7	0.10	35	2.89	0.02
ZZ46273		1.51	27.6	1.83	3.80	<0.05	<0.02	0.07	0.022	0.05	7.5	6.9	0.24	261	6.73	0.01
ZZ46274		1.68	18.1	3.55	7.42	0.05	0.03	0.04	0.025	0.08	11.0	15.8	0.40	410	9.69	0.01
ZZ46275		2.73	21.9	2.71	5.70	<0.05	0.02	0.02	0.019	0.05	11.5	12.3	0.36	173	16.85	0.01
ZZ46276		3.36	14.1	1.60	5.62	<0.05	<0.02	0.05	0.010	0.04	11.9	3.0	0.10	65	11.65	0.01
ZZ46277		2.96	25.4	1.90	4.48	<0.05	<0.02	0.02	0.014	0.11	8.1	12.4	0.74	214	14.50	0.01
ZZ46278		2.35	22.6	1.93	4.88	<0.05	0.04	0.01	0.012	0.09	5.3	10.0	0.42	161	17.95	0.01
ZZ46279		2.18	19.3	2.11	5.09	<0.05	<0.02	<0.01	0.020	0.05	9.4	10.6	0.30	348	7.46	0.01
ZZ46280		2.83	21.0	1.61	5.56	<0.05	<0.02	0.01	0.019	0.06	10.3	8.2	0.27	134	5.82	0.01
ZZ46281		8.98	86.2	3.56	6.95	0.10	0.04	0.16	0.130	0.11	13.1	22.9	0.59	482	20.8	0.01
ZZ46282		2.17	49.1	3.22	5.72	0.08	0.02	0.08	0.175	0.05	7.5	12.3	0.30	207	22.8	0.01
ZZ46283		1.36	17.8	1.79	5.88	<0.05	<0.02	<0.01	0.015	0.05	10.1	3.4	0.11	120	10.05	0.01
ZZ46284		3.66	35.2	1.79	4.25	0.05	0.02	0.02	0.024	0.06	8.2	14.2	0.50	453	11.50	0.01
ZZ46285		1.48	15.9	3.10	7.29	<0.05	<0.02	0.05	0.021	0.07	10.6	10.8	0.29	281	8.75	0.01
ZZ46286		2.83	16.4	1.43	4.23	<0.05	<0.02	0.01	0.015	0.04	8.7	4.9	0.14	283	10.45	0.01
ZZ46287		1.60	15.1	2.33	5.11	<0.05	0.03	0.01	0.030	0.05	11.2	15.2	0.36	165	6.47	0.01
ZZ46288		4.67	77.5	3.09	5.52	0.05	<0.02	0.01	0.027	0.05	10.6	11.3	0.29	680	21.6	0.01
ZZ46289		1.80	18.7	1.64	3.93	<0.05	<0.02	<0.01	0.015	0.05	5.8	6.6	0.24	114	8.25	0.01
ZZ46290		2.92	37.0	3.10	4.50	<0.05	0.03	0.01	0.015	0.07	8.7	14.4	0.35	190	16.60	0.01
ZZ46291		1.68	22.1	2.76	5.57	<0.05	0.02	0.04	0.019	0.05	10.0	13.4	0.35	158	8.08	<0.01
ZZ46292		2.96	16.5	1.71	4.66	<0.05	<0.02	0.04	0.013	0.05	6.9	5.1	0.20	95	8.51	<0.01
ZZ46293		1.62	18.1	2.79	5.03	<0.05	<0.02	0.07	0.022	0.07	8.6	16.3	0.33	486	8.36	<0.01
ZZ46294		1.58	23.9	2.19	3.54	<0.05	0.02	0.03	0.017	0.07	9.8	11.6	0.35	251	6.92	0.01
ZZ46295		2.86	17.1	1.87	5.83	<0.05	<0.02	0.09	0.016	0.06	13.1	11.0	0.34	152	14.65	0.01
ZZ46296		1.92	9.3	0.93	3.69	<0.05	<0.02	0.03	0.010	0.04	7.9	1.5	0.04	34	12.45	<0.01
ZZ46297		1.30	29.8	1.93	3.58	<0.05	<0.02	0.03	0.017	0.05	9.0	10.4	0.31	184	4.54	0.01
ZZ46298		1.74	18.7	2.42	4.55	<0.05	<0.02	0.04	0.016	0.08	9.8	10.4	0.37	296	6.45	<0.01
ZZ46299		2.27	17.3	2.05	5.14	<0.05	<0.02	0.03	0.015	0.07	10.0	13.0	0.46	137	8.31	<0.01
ZZ46300		2.12	44.7	2.71	5.12	<0.05	<0.02	0.04	0.024	0.08	12.4	12.3	0.33	801	6.53	<0.01
ZZ46301		1.93	24.1	1.99	3.81	<0.05	<0.02	0.02	0.017	0.05	10.3	8.2	0.24	258	8.63	<0.01
ZZ46302		3.26	14.7	1.70	4.22	<0.05	<0.02	0.02	0.012	0.06	6.6	6.5	0.22	319	5.74	0.01

***** See Appendix Page for comments regarding this certificate *****

ALS Canada Ltd.
2103 Dollarton Hwy
North Vancouver BC V7H 0A7
Phone: 604 984 0221 Fax: 604 984 0218 www.alsglobal.com

To: **SILVER RANGE RESOURCES LTD.**
C/O ARCHER, CATHRO & ASSOCIATES (1981) LIMITED
1016-510 W HASTINGS ST
VANCOUVER BC V6B 1L8

Finalized Date: 4-AUG-2012
Account: RANSIL

Project: Keg-Group 3

CERTIFICATE OF ANALYSIS WH12171409

Sample Description	Method	ME-MS41	ME-MS41	ME-MS41	ME-MS41	ME-MS41	ME-MS41	ME-MS41	ME-MS41	ME-MS41	ME-MS41	ME-MS41	ME-MS41	ME-MS41	ME-MS41	ME-MS41
	Analyte	Nb	Ni	P	Pb	Rb	Re	S	Sb	Sc	Se	Sn	Sr	Ta	Te	Th
	Units	ppm	ppm	ppm	ppm	ppm	ppm	%	ppm	ppm	ppm	ppm	ppm	ppm	ppm	ppm
	LOR	0.05	0.2	10	0.2	0.1	0.001	0.01	0.05	0.1	0.2	0.2	0.2	0.01	0.01	0.2
ZZ46263		0.45	23.6	980	28.6	9.6	0.001	0.04	2.87	0.8	0.7	0.6	15.7	<0.01	0.04	0.3
ZZ46264		0.48	19.1	1330	130.5	12.5	0.003	0.10	2.02	0.4	1.9	0.6	14.1	<0.01	0.04	<0.2
ZZ46265		0.44	20.6	1500	27.6	9.0	0.001	0.11	1.66	0.4	1.8	0.5	16.3	<0.01	0.04	<0.2
ZZ46266		1.53	10.1	290	17.7	8.8	0.001	0.02	1.13	1.8	0.3	1.1	8.7	<0.01	0.04	1.9
ZZ46267		0.61	17.5	600	15.8	8.6	<0.001	0.04	1.26	1.2	0.4	0.7	15.1	<0.01	0.04	0.5
ZZ46268		0.11	5.5	950	7.2	8.7	<0.001	0.07	0.58	0.2	0.3	0.5	10.3	<0.01	0.03	<0.2
ZZ46269		0.89	43.3	880	24.9	11.8	0.002	0.05	3.56	1.4	1.7	0.6	16.3	<0.01	0.07	0.4
ZZ46270		0.26	10.3	890	11.7	6.8	<0.001	0.06	0.90	0.4	0.5	0.5	12.1	<0.01	0.04	<0.2
ZZ46271		1.07	10.5	400	10.1	10.2	<0.001	0.03	1.49	0.8	0.2	0.8	9.2	<0.01	0.05	0.3
ZZ46272		0.62	7.7	380	3.8	9.8	0.001	0.04	0.60	0.6	<0.2	0.4	19.7	<0.01	0.03	0.2
ZZ46273		0.37	16.7	1220	16.8	9.6	0.001	0.09	1.77	0.3	1.3	0.4	15.2	<0.01	0.04	<0.2
ZZ46274		2.66	24.2	760	24.0	16.3	0.001	0.04	3.99	2.3	1.4	0.9	13.5	<0.01	0.09	2.4
ZZ46275		1.64	25.3	360	21.0	10.0	0.001	0.03	9.34	1.7	0.6	1.0	17.1	<0.01	0.09	1.7
ZZ46276		1.70	12.3	360	16.4	8.6	<0.001	0.04	4.16	1.0	0.9	1.0	8.5	<0.01	0.05	0.6
ZZ46277		1.10	40.1	670	20.7	13.9	0.001	0.06	5.26	1.0	0.6	0.7	15.7	<0.01	0.06	0.2
ZZ46278		2.63	33.9	380	19.0	10.6	0.001	0.04	4.25	1.3	0.5	0.7	19.6	<0.01	0.05	1.3
ZZ46279		0.57	17.8	690	18.9	10.8	0.001	0.05	1.87	0.8	0.7	0.6	14.4	<0.01	0.05	0.2
ZZ46280		0.67	14.6	820	19.1	12.0	<0.001	0.06	2.25	0.4	0.9	0.9	12.0	<0.01	0.05	<0.2
ZZ46281		1.14	84.7	1330	152.5	15.0	0.004	0.09	10.30	2.6	3.1	1.8	21.5	<0.01	0.11	0.7
ZZ46282		1.45	26.8	600	227	8.4	0.002	0.05	21.4	1.3	2.4	3.6	12.2	<0.01	0.09	0.9
ZZ46283		1.78	15.6	360	22.7	21.5	0.001	0.04	7.04	1.0	0.2	1.2	19.1	<0.01	0.06	1.0
ZZ46284		0.47	28.1	1210	15.6	10.5	0.002	0.09	5.04	0.7	0.8	0.4	19.5	<0.01	0.05	0.2
ZZ46285		1.60	20.5	950	21.0	13.4	0.001	0.04	2.92	1.5	1.2	0.8	9.2	<0.01	0.11	0.7
ZZ46286		0.25	8.2	1700	12.4	19.9	0.001	0.12	0.77	0.2	0.9	0.6	15.4	<0.01	0.02	<0.2
ZZ46287		1.55	19.6	340	16.5	8.4	0.001	0.02	4.75	2.0	0.6	0.8	9.9	<0.01	0.05	2.6
ZZ46288		0.74	39.4	1130	47.9	12.5	0.003	0.10	22.5	0.6	2.6	1.1	44.3	<0.01	0.06	<0.2
ZZ46289		0.49	14.4	530	31.3	8.3	0.001	0.06	3.78	0.5	0.4	0.9	9.4	<0.01	0.04	<0.2
ZZ46290		1.47	42.9	450	23.3	9.3	0.001	0.07	5.02	1.5	1.8	0.5	29.3	<0.01	0.03	1.4
ZZ46291		1.51	26.4	390	14.7	10.3	<0.001	0.02	4.03	1.8	1.0	0.5	8.9	<0.01	0.06	1.9
ZZ46292		0.69	17.3	510	11.0	10.3	<0.001	0.04	3.84	0.6	0.4	0.5	15.2	<0.01	0.06	0.2
ZZ46293		1.01	23.0	720	16.9	10.3	<0.001	0.04	3.86	1.1	1.3	0.5	11.0	<0.01	0.03	0.4
ZZ46294		0.71	29.2	910	13.5	9.2	0.001	0.04	4.36	1.5	1.2	0.3	26.4	<0.01	0.04	1.1
ZZ46295		0.98	17.6	500	16.3	9.3	0.001	0.03	2.93	1.4	1.2	0.7	17.2	<0.01	0.04	0.6
ZZ46296		0.07	4.5	650	10.4	5.7	0.001	0.04	2.53	0.1	1.2	0.6	6.9	<0.01	0.05	<0.2
ZZ46297		0.34	18.1	480	11.5	7.2	<0.001	0.02	2.17	0.7	0.8	0.5	9.3	<0.01	0.03	0.2
ZZ46298		0.99	23.6	720	15.3	11.8	<0.001	0.03	2.73	1.7	1.1	0.5	12.3	<0.01	0.06	1.2
ZZ46299		1.04	23.6	420	11.9	13.8	<0.001	0.02	2.90	1.7	0.7	0.5	14.4	<0.01	0.03	1.1
ZZ46300		0.55	23.3	1040	15.4	15.5	0.001	0.04	1.85	1.3	1.4	0.5	14.8	<0.01	0.05	0.4
ZZ46301		0.37	20.2	760	92.5	14.4	0.001	0.06	7.97	0.5	0.9	1.8	12.0	<0.01	0.04	0.2
ZZ46302		0.30	13.8	660	13.2	15.0	<0.001	0.05	1.55	0.3	0.5	0.5	10.3	<0.01	0.03	<0.2

***** See Appendix Page for comments regarding this certificate *****

ALS Canada Ltd.
2103 Dollarton Hwy
North Vancouver BC V7H 0A7
Phone: 604 984 0221 Fax: 604 984 0218 www.alsglobal.com

To: **SILVER RANGE RESOURCES LTD.**
C/O ARCHER, CATHRO & ASSOCIATES (1981) LIMITED
1016-510 W HASTINGS ST
VANCOUVER BC V6B 1L8

Finalized Date: 4-AUG-2012
Account: RANSIL

Project: Keg-Group 3

CERTIFICATE OF ANALYSIS WH12171409

Sample Description	Method	ME-MS41	ME-MS41	ME-MS41	ME-MS41	ME-MS41	ME-MS41	ME-MS41	ME-MS41	Ag-OG46
	Analyte	Ti	Tl	U	V	W	Y	Zn	Zr	Ag
	Units	%	ppm	ppm	ppm	ppm	ppm	ppm	ppm	ppm
	LOR	0.005	0.02	0.05	1	0.05	0.05	2	0.5	1
ZZ46263		0.026	0.18	1.80	73	0.21	5.41	178	<0.5	
ZZ46264		0.014	0.30	3.74	80	0.44	11.05	202	<0.5	
ZZ46265		0.013	0.24	4.04	113	0.18	14.05	209	<0.5	
ZZ46266		0.060	0.19	0.82	82	0.42	2.65	56	<0.5	
ZZ46267		0.043	0.16	0.98	80	0.28	3.74	131	<0.5	
ZZ46268		0.011	0.19	0.90	43	0.15	1.79	53	<0.5	
ZZ46269		0.046	0.42	3.52	162	0.32	9.13	2160	0.6	
ZZ46270		0.026	0.16	1.24	64	0.17	3.26	160	<0.5	
ZZ46271		0.048	0.26	0.95	90	0.29	2.54	89	0.5	
ZZ46272		0.035	0.11	0.53	33	0.15	2.57	42	<0.5	
ZZ46273		0.011	0.17	2.52	80	0.16	5.55	206	<0.5	
ZZ46274		0.076	0.30	1.55	190	0.39	4.69	138	1.8	
ZZ46275		0.066	0.17	1.29	176	0.56	3.50	227	1.1	
ZZ46276		0.069	0.42	1.74	119	0.35	2.52	38	0.5	
ZZ46277		0.048	0.44	2.45	162	0.38	4.92	113	0.6	
ZZ46278		0.085	0.32	1.78	164	0.38	3.27	100	2.5	
ZZ46279		0.037	0.26	1.67	73	0.27	3.75	277	<0.5	
ZZ46280		0.029	0.25	1.69	107	0.23	4.03	146	<0.5	
ZZ46281		0.041	0.57	7.41	189	0.42	14.85	2180	1.1	
ZZ46282		0.058	0.27	2.45	186	0.33	4.34	1040	0.9	
ZZ46283		0.081	0.24	1.00	126	0.43	3.44	799	0.8	
ZZ46284		0.024	0.32	3.01	129	0.21	6.68	1300	0.6	
ZZ46285		0.061	0.33	1.45	167	0.34	4.35	93	0.8	
ZZ46286		0.010	0.40	3.39	50	0.23	3.14	78	<0.5	
ZZ46287		0.049	0.25	1.01	131	0.36	3.68	239	1.3	
ZZ46288		0.024	0.40	8.44	199	0.30	10.80	1490	<0.5	
ZZ46289		0.037	0.20	1.25	96	0.23	2.68	290	<0.5	
ZZ46290		0.040	0.43	2.31	117	0.32	4.98	171	1.2	
ZZ46291		0.041	0.26	0.97	115	0.28	3.02	76	1.0	
ZZ46292		0.031	0.18	0.99	100	0.29	2.02	53	<0.5	
ZZ46293		0.030	0.20	1.05	106	0.28	2.95	82	<0.5	
ZZ46294		0.028	0.22	1.63	77	0.19	5.34	105	0.6	
ZZ46295		0.038	0.29	1.60	101	0.24	3.33	58	<0.5	
ZZ46296		0.005	0.23	0.62	52	0.15	1.33	26	<0.5	
ZZ46297		0.021	0.16	2.56	63	0.17	4.08	59	<0.5	
ZZ46298		0.036	0.23	0.81	106	0.23	3.41	87	<0.5	
ZZ46299		0.040	0.32	1.13	117	0.27	3.70	54	0.5	
ZZ46300		0.030	0.22	2.39	72	0.21	6.53	642	<0.5	
ZZ46301		0.023	0.18	1.56	98	0.37	4.86	389	<0.5	
ZZ46302		0.025	0.16	1.02	94	0.19	2.13	102	<0.5	

***** See Appendix Page for comments regarding this certificate *****

ALS Canada Ltd.
2103 Dollarton Hwy
North Vancouver BC V7H 0A7
Phone: 604 984 0221 Fax: 604 984 0218 www.alsglobal.com

To: **SILVER RANGE RESOURCES LTD.**
C/O ARCHER, CATHRO & ASSOCIATES (1981) LIMITED
1016-510 W HASTINGS ST
VANCOUVER BC V6B 1L8

Finalized Date: 4-AUG-2012
Account: RANSIL

Project: Keg-Group 3

CERTIFICATE OF ANALYSIS WH12171409

Sample Description	Method	WEI-21	Au-ICP21	ME-MS41	ME-MS41	ME-MS41	ME-MS41	ME-MS41	ME-MS41	ME-MS41	ME-MS41	ME-MS41	ME-MS41	ME-MS41	ME-MS41	ME-MS41
	Analyte	Recvd Wt.	Au	Ag	Al	As	Au	B	Ba	Be	Bi	Ca	Cd	Ce	Co	Cr
	Units	kg	ppm	ppm	%	ppm	ppm	ppm	ppm	ppm	ppm	%	ppm	ppm	ppm	ppm
	LOR	0.02	0.001	0.01	0.01	0.1	0.2	10	10	0.05	0.01	0.01	0.01	0.02	0.1	1
ZZ45651		0.28	0.004	0.42	1.19	12.0	<0.2	<10	130	0.45	0.15	0.13	0.77	16.45	4.1	22
ZZ45652		0.30	0.003	1.32	1.97	101.5	<0.2	<10	210	0.69	0.28	0.31	0.71	21.3	8.1	30
ZZ45653		0.29	<0.001	0.11	0.91	1.4	<0.2	<10	50	0.14	0.04	0.13	0.10	5.30	0.9	2
ZZ45654		0.31	0.002	0.08	0.29	3.1	<0.2	<10	40	0.07	0.07	0.04	0.50	6.12	1.2	5
ZZ45655		0.22	0.001	0.06	0.38	2.6	<0.2	<10	30	0.05	0.04	0.10	0.10	4.02	1.5	3
ZZ45656		0.21	0.004	0.21	1.24	15.1	<0.2	<10	190	0.43	0.19	0.27	0.38	25.2	6.3	23
ZZ45657		0.30	0.003	0.17	1.12	35.4	<0.2	<10	150	0.42	0.22	0.24	0.49	22.9	6.4	21
ZZ45658		0.27	0.002	0.35	1.33	63.6	<0.2	<10	80	0.28	0.30	0.07	0.54	16.00	4.2	28
ZZ45659		0.20	0.006	0.37	0.71	24.9	<0.2	<10	120	0.22	0.14	0.18	0.66	8.36	2.3	9
ZZ45660		0.24	<0.001	0.47	0.57	6.6	<0.2	<10	50	0.17	0.04	0.13	0.11	4.53	0.8	2
ZZ45661		0.31	0.002	0.10	0.93	14.7	<0.2	<10	130	0.19	0.22	0.09	0.76	16.55	3.0	15
ZZ45662		0.25	0.004	0.11	0.81	12.0	<0.2	<10	100	0.20	0.12	0.18	0.85	17.85	4.0	17
ZZ45663		0.26	0.001	0.11	0.57	5.5	<0.2	<10	60	0.14	0.10	0.07	0.20	6.34	1.1	8
ZZ45664		0.32	0.003	0.33	1.19	28.3	<0.2	<10	190	0.33	0.20	0.23	0.57	23.4	7.4	27
ZZ45665		0.38	0.003	0.57	1.15	21.4	<0.2	<10	260	0.49	0.29	0.18	1.14	19.95	4.9	20
ZZ45666		0.33	0.001	0.04	0.72	22.6	<0.2	<10	110	0.11	0.28	0.09	0.46	20.3	2.4	16
ZZ45667		0.35	0.003	0.26	1.02	89.3	<0.2	<10	150	0.44	7.13	0.31	0.58	26.4	5.7	22
ZZ45668		0.24	<0.001	0.13	0.23	0.9	<0.2	<10	30	0.06	0.03	0.13	0.11	3.40	1.7	2
ZZ45669		0.21	0.001	0.19	0.59	3.5	<0.2	<10	50	0.11	0.05	0.13	0.08	5.25	1.8	4
ZZ45670		0.28	0.009	0.29	1.14	20.3	<0.2	<10	160	0.37	0.23	0.31	0.94	24.7	8.6	24
ZZ45671		0.39	0.004	0.31	1.30	27.3	<0.2	<10	230	0.53	0.27	0.34	0.96	32.1	6.9	26
ZZ45672		0.40	0.006	0.18	1.27	18.9	<0.2	<10	180	0.35	0.20	0.31	0.65	29.1	4.9	24
ZZ45673		0.21	0.001	0.34	0.46	9.9	<0.2	<10	70	0.12	0.07	0.10	0.35	7.40	1.8	6
ZZ45674		0.21	0.002	0.11	0.60	8.7	<0.2	<10	40	0.12	0.09	0.09	0.27	6.81	1.7	7
ZZ45675		0.35	0.003	0.53	0.85	40.0	<0.2	<10	90	0.30	0.47	0.08	0.44	17.75	3.4	21
ZZ45676		0.28	0.002	0.47	1.24	20.2	<0.2	<10	140	0.63	0.18	0.20	0.48	22.0	5.4	16
ZZ45677		0.33	0.003	0.11	1.11	10.2	<0.2	<10	140	0.49	0.14	0.26	0.30	28.8	7.1	21
ZZ45678		0.28	0.002	0.27	0.61	9.6	<0.2	<10	100	0.20	0.18	0.16	1.09	15.00	3.5	13
ZZ45679		0.45	0.004	0.18	1.27	12.8	<0.2	<10	250	0.52	0.25	0.34	0.61	35.8	10.0	26
ZZ45680		0.36	0.002	0.38	1.21	11.9	<0.2	<10	190	0.55	0.14	0.19	0.72	22.1	7.1	22
ZZ45681		0.37	0.009	0.28	1.15	11.1	<0.2	<10	120	0.36	0.12	0.18	0.15	23.5	4.4	22
ZZ45682		0.36	0.003	0.44	1.37	21.3	<0.2	<10	170	0.68	0.15	0.22	0.57	29.0	7.7	26
ZZ45684		0.30	0.003	0.32	1.31	9.8	<0.2	<10	200	0.47	0.14	0.19	0.26	27.3	6.1	26
ZZ45685		0.41	0.003	0.18	1.17	22.9	<0.2	<10	220	0.52	0.22	0.38	0.59	27.5	8.2	25
ZZ45686		0.33	0.003	0.15	1.15	13.5	<0.2	<10	280	0.56	0.18	0.36	0.19	30.3	7.2	24
ZZ45687		0.26	0.002	0.18	1.47	14.2	<0.2	<10	140	0.54	0.26	0.17	0.37	23.8	7.4	24
ZZ45688		0.32	0.003	0.15	1.43	13.0	<0.2	<10	210	0.50	0.18	0.23	0.36	28.2	6.4	24
ZZ45689		0.23	0.004	0.18	1.39	11.4	<0.2	<10	160	0.56	0.31	0.21	0.25	26.8	7.4	23
ZZ45690		0.25	0.003	0.96	1.85	54.3	<0.2	<10	270	0.78	0.77	0.32	1.00	20.6	10.0	25
ZZ45691		0.24	0.003	1.92	0.92	105.0	<0.2	<10	160	0.40	0.25	0.27	1.71	23.6	5.7	17

***** See Appendix Page for comments regarding this certificate *****

ALS Canada Ltd.
2103 Dollarton Hwy
North Vancouver BC V7H 0A7
Phone: 604 984 0221 Fax: 604 984 0218 www.alsglobal.com

To: **SILVER RANGE RESOURCES LTD.**
C/O ARCHER, CATHRO & ASSOCIATES (1981) LIMITED
1016-510 W HASTINGS ST
VANCOUVER BC V6B 1L8

Finalized Date: 4-AUG-2012
Account: RANSIL

Project: Keg-Group 3

CERTIFICATE OF ANALYSIS WH12171409

Sample Description	Method	ME-MS41	ME-MS41	ME-MS41	ME-MS41	ME-MS41	ME-MS41	ME-MS41	ME-MS41	ME-MS41	ME-MS41	ME-MS41	ME-MS41	ME-MS41	ME-MS41	ME-MS41
	Analyte	Cs	Cu	Fe	Ga	Ge	Hf	Hg	In	K	La	Li	Mg	Mn	Mo	Na
	Units	ppm	ppm	%	ppm	ppm	ppm	ppm	ppm	%	ppm	ppm	%	ppm	ppm	%
	LOR	0.05	0.2	0.01	0.05	0.05	0.02	0.01	0.005	0.01	0.2	0.1	0.01	5	0.05	0.01
ZZ45651		1.94	20.9	1.77	3.69	<0.05	<0.02	0.04	0.013	0.04	8.5	10.8	0.29	176	3.68	0.01
ZZ45652		3.34	41.9	2.77	5.83	0.05	<0.02	0.04	0.021	0.08	12.2	18.7	0.57	308	7.87	0.01
ZZ45653		0.19	8.1	0.46	2.20	<0.05	0.04	0.02	<0.005	0.04	2.6	0.4	0.03	42	0.62	0.04
ZZ45654		0.55	4.3	0.66	2.27	<0.05	<0.02	0.01	0.005	0.02	3.2	0.8	0.03	53	1.87	0.01
ZZ45655		0.21	5.5	0.75	2.14	<0.05	<0.02	0.02	<0.005	0.02	1.9	0.6	0.03	65	0.57	0.02
ZZ45656		1.59	22.4	2.11	3.67	<0.05	0.03	0.02	0.015	0.05	13.9	10.7	0.37	245	4.53	0.01
ZZ45657		1.56	22.9	1.89	3.36	0.05	0.04	0.02	0.014	0.04	11.6	10.3	0.36	230	4.08	0.01
ZZ45658		2.16	17.7	2.63	4.62	<0.05	0.02	0.05	0.017	0.05	7.5	15.9	0.34	169	7.25	0.01
ZZ45659		0.91	19.8	0.97	2.43	<0.05	<0.02	0.01	0.008	0.03	4.4	4.6	0.14	91	2.05	0.02
ZZ45660		0.20	11.1	0.43	1.78	<0.05	<0.02	0.02	<0.005	0.02	2.4	0.5	0.03	58	1.70	0.03
ZZ45661		0.98	8.9	2.30	6.04	<0.05	<0.02	0.02	0.010	0.03	7.9	5.3	0.17	139	3.94	0.01
ZZ45662		1.07	12.2	1.50	3.05	<0.05	<0.02	0.02	0.010	0.04	8.9	6.8	0.24	146	4.36	0.01
ZZ45663		1.04	13.6	0.72	2.31	<0.05	<0.02	0.01	0.006	0.02	3.4	1.4	0.04	27	2.41	0.02
ZZ45664		1.46	22.3	2.05	3.78	<0.05	0.02	0.02	0.013	0.06	11.6	11.5	0.43	513	5.78	0.01
ZZ45665		1.59	20.3	1.89	4.36	<0.05	<0.02	0.03	0.015	0.06	10.3	9.4	0.23	219	4.92	0.01
ZZ45666		1.29	8.0	1.94	6.83	<0.05	<0.02	<0.01	0.010	0.05	11.2	3.4	0.15	114	4.00	<0.01
ZZ45667		1.26	24.0	2.12	3.02	0.05	0.04	0.01	0.012	0.05	13.3	9.5	0.36	190	4.87	0.01
ZZ45668		0.13	3.1	0.57	1.41	<0.05	<0.02	<0.01	<0.005	0.02	1.6	0.5	0.04	128	0.85	0.02
ZZ45669		0.29	7.5	0.57	1.67	<0.05	<0.02	<0.01	<0.005	0.02	2.6	1.3	0.06	97	1.51	0.02
ZZ45670		1.42	19.9	2.04	3.49	0.05	0.04	0.01	0.017	0.06	13.2	11.5	0.40	435	4.78	0.01
ZZ45671		1.71	24.8	2.24	3.95	0.05	0.04	0.01	0.017	0.06	17.7	13.2	0.43	250	4.52	0.01
ZZ45672		1.33	20.3	1.93	3.63	<0.05	0.04	0.03	0.014	0.05	15.6	11.4	0.43	165	3.40	0.01
ZZ45673		0.53	7.6	0.69	1.89	<0.05	<0.02	0.02	<0.005	0.02	3.7	2.2	0.07	67	1.47	0.02
ZZ45674		0.60	11.6	0.86	2.64	<0.05	<0.02	0.02	0.006	0.03	3.6	2.5	0.08	70	1.04	0.02
ZZ45675		2.01	22.1	1.80	5.59	<0.05	<0.02	0.03	<0.005	0.04	9.8	5.2	0.14	103	9.39	<0.01
ZZ45676		1.82	44.5	1.97	3.96	<0.05	<0.02	0.05	0.008	0.03	12.1	8.4	0.19	217	5.17	0.01
ZZ45677		1.12	20.6	1.93	3.30	0.06	0.04	0.01	0.007	0.04	16.1	12.2	0.38	237	2.73	0.01
ZZ45678		1.23	12.9	1.28	3.34	<0.05	<0.02	0.05	<0.005	0.04	7.7	4.8	0.17	112	5.59	0.01
ZZ45679		1.22	28.3	2.10	4.17	0.06	<0.02	0.01	0.007	0.05	18.6	12.5	0.43	251	3.48	0.01
ZZ45680		1.13	21.7	1.95	3.78	<0.05	<0.02	0.01	0.005	0.06	11.9	11.4	0.31	312	3.84	0.01
ZZ45681		1.23	16.4	1.64	3.75	0.05	0.02	0.02	<0.005	0.04	12.9	11.8	0.35	98	4.45	<0.01
ZZ45682		1.94	35.2	2.44	4.30	0.06	0.03	0.01	0.013	0.06	15.6	15.9	0.48	190	6.76	0.01
ZZ45684		1.28	22.9	1.84	3.87	0.05	0.03	0.01	0.006	0.05	15.5	12.9	0.39	126	4.17	0.01
ZZ45685		1.30	27.5	2.26	3.87	0.07	0.19	0.01	0.013	0.07	15.4	11.4	0.39	439	3.63	0.02
ZZ45686		1.02	26.6	2.11	3.68	0.07	0.07	0.01	0.008	0.05	16.9	11.5	0.41	295	2.84	0.01
ZZ45687		1.25	22.5	2.29	5.04	0.05	0.02	0.03	0.009	0.04	13.4	12.7	0.34	182	5.58	0.01
ZZ45688		1.19	22.6	2.23	4.60	0.05	0.03	0.04	0.006	0.05	14.6	11.0	0.38	171	4.24	<0.01
ZZ45689		1.18	31.5	2.21	3.98	0.06	0.04	0.03	0.008	0.05	14.1	12.3	0.48	247	2.83	0.02
ZZ45690		2.54	63.7	2.51	5.43	0.05	<0.02	0.04	0.013	0.06	11.2	15.2	0.49	431	6.78	0.02
ZZ45691		1.05	28.9	1.62	3.43	0.05	<0.02	0.04	<0.005	0.04	12.3	9.4	0.33	238	4.36	0.01

***** See Appendix Page for comments regarding this certificate *****

ALS Canada Ltd.
2103 Dollarton Hwy
North Vancouver BC V7H 0A7
Phone: 604 984 0221 Fax: 604 984 0218 www.alsglobal.com

To: **SILVER RANGE RESOURCES LTD.**
C/O ARCHER, CATHRO & ASSOCIATES (1981) LIMITED
1016-510 W HASTINGS ST
VANCOUVER BC V6B 1L8

Finalized Date: 4-AUG-2012
Account: RANSIL

Project: Keg-Group 3

CERTIFICATE OF ANALYSIS WH12171409

Sample Description	Method	ME-MS41	ME-MS41	ME-MS41	ME-MS41	ME-MS41	ME-MS41	ME-MS41	ME-MS41	ME-MS41	ME-MS41	ME-MS41	ME-MS41	ME-MS41	ME-MS41	ME-MS41
	Analyte	Nb	Ni	P	Pb	Rb	Re	S	Sb	Sc	Se	Sn	Sr	Ta	Te	Th
	Units	ppm	ppm	ppm	ppm	ppm	ppm	%	ppm	ppm	ppm	ppm	ppm	ppm	ppm	ppm
	LOR	0.05	0.2	10	0.2	0.1	0.001	0.01	0.05	0.1	0.2	0.2	0.2	0.01	0.01	0.2
ZZ45651		0.47	20.1	760	15.2	7.8	<0.001	0.05	2.66	0.8	0.8	0.4	12.0	<0.01	0.03	0.2
ZZ45652		0.83	41.7	960	79.6	12.1	<0.001	0.05	5.78	2.6	1.2	4.0	34.4	<0.01	0.04	0.9
ZZ45653		0.33	2.1	570	1.8	1.3	<0.001	0.03	0.13	0.3	0.3	<0.2	10.0	0.01	0.01	<0.2
ZZ45654		0.20	3.0	190	4.0	3.4	<0.001	0.02	0.47	0.2	0.3	0.3	5.4	<0.01	0.01	<0.2
ZZ45655		0.15	2.1	490	2.9	1.2	<0.001	0.03	0.12	0.2	0.2	0.5	7.8	<0.01	<0.01	<0.2
ZZ45656		0.87	26.6	1020	16.6	6.5	<0.001	0.03	2.26	1.8	0.9	0.4	25.6	<0.01	0.03	1.8
ZZ45657		0.98	26.0	800	20.1	6.6	<0.001	0.02	2.46	1.8	0.6	0.4	22.7	<0.01	0.04	2.4
ZZ45658		1.61	20.4	480	24.2	7.3	0.001	0.04	2.76	1.5	0.8	0.6	8.9	<0.01	0.04	1.2
ZZ45659		0.22	9.1	740	29.1	5.3	<0.001	0.06	0.92	0.2	0.5	0.3	15.7	<0.01	0.01	<0.2
ZZ45660		0.19	1.7	730	13.1	1.1	<0.001	0.06	0.19	0.1	0.5	<0.2	9.2	<0.01	0.02	<0.2
ZZ45661		1.27	8.4	280	20.5	6.1	<0.001	0.02	0.88	1.1	0.4	0.6	10.6	<0.01	0.03	1.0
ZZ45662		0.82	17.9	660	9.6	5.6	<0.001	0.02	1.31	1.2	0.5	0.4	15.1	<0.01	0.02	1.1
ZZ45663		0.20	5.6	620	11.3	3.8	<0.001	0.05	0.93	0.1	0.4	0.3	8.1	<0.01	0.02	<0.2
ZZ45664		0.95	25.6	710	33.8	8.6	<0.001	0.02	2.23	2.2	0.6	0.5	20.1	<0.01	0.03	2.0
ZZ45665		0.79	21.3	690	19.2	11.0	<0.001	0.04	1.89	1.4	0.7	0.6	16.6	<0.01	0.03	0.8
ZZ45666		1.33	8.5	270	19.8	14.9	<0.001	0.02	0.98	0.9	0.4	0.9	10.0	<0.01	0.03	0.7
ZZ45667		0.83	26.6	890	28.3	6.2	<0.001	0.01	3.10	2.4	0.7	0.4	30.1	<0.01	0.03	3.3
ZZ45668		0.09	1.5	520	1.6	1.1	<0.001	0.02	0.07	0.1	<0.2	<0.2	10.4	<0.01	0.01	<0.2
ZZ45669		0.20	3.0	670	5.0	1.8	<0.001	0.03	0.21	0.2	0.2	<0.2	8.8	<0.01	0.01	<0.2
ZZ45670		0.94	24.3	990	45.7	7.5	0.001	0.02	2.01	1.9	0.6	0.5	23.3	<0.01	0.02	4.2
ZZ45671		1.07	26.6	1100	54.9	9.2	<0.001	0.01	2.28	2.9	0.9	0.6	24.6	<0.01	0.03	4.4
ZZ45672		1.09	22.0	1010	31.6	6.9	<0.001	0.02	1.59	2.3	0.6	0.5	22.0	<0.01	0.02	3.4
ZZ45673		0.13	5.3	540	31.7	2.4	<0.001	0.03	0.52	0.2	0.4	0.2	8.2	<0.01	<0.01	<0.2
ZZ45674		0.11	4.2	520	15.3	3.6	<0.001	0.04	0.43	0.1	0.3	0.2	7.7	<0.01	0.01	<0.2
ZZ45675		1.44	16.1	580	44.3	7.2	0.001	0.05	3.19	0.9	1.1	1.0	11.2	<0.01	0.04	0.4
ZZ45676		0.41	22.4	1130	16.3	7.0	0.001	0.07	1.95	0.4	1.9	0.5	24.2	<0.01	0.03	<0.2
ZZ45677		1.16	26.7	880	12.3	6.0	0.001	0.02	1.48	2.3	0.8	0.4	20.9	<0.01	0.03	3.3
ZZ45678		0.62	13.2	510	13.3	16.2	<0.001	0.03	1.40	0.9	0.5	0.4	16.0	<0.01	0.02	0.3
ZZ45679		0.94	30.3	1020	20.6	7.7	0.001	0.02	2.21	3.0	1.2	0.5	26.8	<0.01	0.04	2.3
ZZ45680		0.71	27.0	840	15.8	8.6	<0.001	0.03	1.78	1.6	0.9	0.4	17.3	<0.01	0.01	0.7
ZZ45681		1.24	22.3	610	16.9	7.4	0.001	0.02	2.79	1.8	0.7	0.6	15.7	<0.01	0.02	1.7
ZZ45682		1.33	36.7	770	25.8	9.1	0.001	0.02	4.84	2.9	1.3	1.6	24.3	<0.01	0.02	2.5
ZZ45684		1.29	25.2	570	23.2	7.8	<0.001	0.02	3.58	2.8	1.0	0.6	16.9	<0.01	0.02	3.5
ZZ45685		0.48	33.2	780	16.7	8.0	<0.001	0.01	2.83	3.9	0.6	0.5	39.1	<0.01	0.03	4.3
ZZ45686		0.89	27.7	840	11.9	6.7	<0.001	0.01	2.49	3.4	0.7	0.5	35.7	<0.01	0.04	4.5
ZZ45687		1.45	25.3	580	13.4	7.2	<0.001	0.02	2.04	2.5	1.2	0.5	17.0	<0.01	0.07	2.0
ZZ45688		1.11	25.5	860	13.2	7.8	0.001	0.02	1.32	2.6	1.2	0.5	20.5	<0.01	0.02	1.9
ZZ45689		0.98	27.6	690	56.9	7.7	0.001	0.03	1.38	2.9	0.6	0.5	17.4	<0.01	0.04	2.8
ZZ45690		0.71	41.5	1060	93.6	11.0	0.001	0.05	2.84	2.1	1.6	0.7	37.6	<0.01	0.05	0.6
ZZ45691		0.84	20.6	800	216	7.0	<0.001	0.03	3.89	1.7	0.7	1.6	23.3	<0.01	0.03	1.0

***** See Appendix Page for comments regarding this certificate *****

ALS Canada Ltd.
2103 Dollarton Hwy
North Vancouver BC V7H 0A7
Phone: 604 984 0221 Fax: 604 984 0218 www.alsglobal.com

To: **SILVER RANGE RESOURCES LTD.**
C/O ARCHER, CATHRO & ASSOCIATES (1981) LIMITED
1016-510 W HASTINGS ST
VANCOUVER BC V6B 1L8

Finalized Date: 4-AUG-2012
Account: RANSIL

Project: Keg-Group 3

CERTIFICATE OF ANALYSIS WH12171409

Sample Description	Method	ME-MS41	ME-MS41	ME-MS41	ME-MS41	ME-MS41	ME-MS41	ME-MS41	ME-MS41	Ag-OG46
	Analyte	Ti	Tl	U	V	W	Y	Zn	Zr	Ag
	Units	%	ppm	ppm	ppm	ppm	ppm	ppm	ppm	ppm
	LOR	0.005	0.02	0.05	1	0.05	0.05	2	0.5	1
ZZ45651		0.029	0.22	1.93	99	0.19	4.13	90	<0.5	
ZZ45652		0.046	0.21	3.02	124	0.28	6.42	234	0.5	
ZZ45653		0.026	0.05	0.72	13	0.05	1.86	5	1.2	
ZZ45654		0.024	0.05	0.27	26	0.10	0.64	17	<0.5	
ZZ45655		0.033	0.03	0.26	26	<0.05	0.77	11	0.5	
ZZ45656		0.050	0.15	1.46	82	0.39	5.85	78	0.9	
ZZ45657		0.051	0.13	1.39	80	0.23	5.26	80	1.4	
ZZ45658		0.055	0.21	1.46	147	0.27	2.92	83	0.7	
ZZ45659		0.018	0.07	0.89	37	0.11	2.37	66	<0.5	
ZZ45660		0.016	0.08	0.97	18	0.05	1.57	5	<0.5	
ZZ45661		0.067	0.10	0.56	66	0.29	1.91	41	<0.5	
ZZ45662		0.048	0.14	0.89	63	0.32	3.60	92	0.5	
ZZ45663		0.015	0.11	0.93	42	0.11	1.32	20	<0.5	
ZZ45664		0.058	0.17	1.57	95	0.27	5.21	121	0.7	
ZZ45665		0.034	0.20	1.37	89	0.25	4.43	156	<0.5	
ZZ45666		0.097	0.16	0.44	92	0.31	1.61	61	<0.5	
ZZ45667		0.062	0.11	2.10	92	0.45	8.25	125	1.9	
ZZ45668		0.027	<0.02	0.21	20	<0.05	0.75	9	<0.5	
ZZ45669		0.019	0.05	0.49	20	0.06	1.21	16	<0.5	
ZZ45670		0.061	0.12	1.45	93	0.34	5.57	123	1.1	
ZZ45671		0.065	0.15	2.09	90	0.41	7.77	147	1.9	
ZZ45672		0.065	0.13	1.42	77	0.52	6.68	113	1.5	
ZZ45673		0.020	0.06	0.69	31	0.07	1.53	25	<0.5	
ZZ45674		0.022	0.05	0.36	32	0.08	1.11	27	<0.5	
ZZ45675		0.058	0.18	1.68	159	0.36	3.01	71	0.6	
ZZ45676		0.019	0.14	3.10	68	0.36	7.61	86	<0.5	
ZZ45677		0.049	0.09	1.09	47	0.28	6.51	73	1.3	
ZZ45678		0.041	0.07	0.87	59	0.26	2.64	62	<0.5	
ZZ45679		0.057	0.13	2.09	72	0.45	8.99	97	0.5	
ZZ45680		0.043	0.16	1.85	74	0.36	5.59	79	<0.5	
ZZ45681		0.053	0.17	1.54	74	0.25	4.87	50	0.7	
ZZ45682		0.056	0.20	2.54	100	0.42	8.68	100	1.3	
ZZ45684		0.063	0.17	2.01	93	0.25	6.74	67	1.6	
ZZ45685		0.072	0.14	1.97	91	0.25	8.96	92	9.8	
ZZ45686		0.061	0.11	1.66	67	0.28	10.65	71	3.5	
ZZ45687		0.050	0.13	1.48	87	0.38	5.11	57	0.9	
ZZ45688		0.044	0.15	1.56	63	0.40	7.37	66	0.7	
ZZ45689		0.051	0.12	1.06	62	0.27	7.51	91	1.2	
ZZ45690		0.036	0.20	3.62	105	0.37	8.43	208	0.5	
ZZ45691		0.042	0.10	1.33	82	0.29	5.09	143	<0.5	

***** See Appendix Page for comments regarding this certificate *****

ALS Canada Ltd.
2103 Dollarton Hwy
North Vancouver BC V7H 0A7
Phone: 604 984 0221 Fax: 604 984 0218 www.alsglobal.com

To: **SILVER RANGE RESOURCES LTD.**
C/O ARCHER, CATHRO & ASSOCIATES (1981) LIMITED
1016-510 W HASTINGS ST
VANCOUVER BC V6B 1L8

Finalized Date: 4-AUG-2012
Account: RANSIL

Project: Keg-Group 3

CERTIFICATE OF ANALYSIS WH12171409

Sample Description	Method	WEI-21	Au-ICP21	ME-MS41	ME-MS41	ME-MS41	ME-MS41	ME-MS41	ME-MS41	ME-MS41	ME-MS41	ME-MS41	ME-MS41	ME-MS41	ME-MS41	ME-MS41
	Analyte	Recvd Wt.	Au	Ag	Al	As	Au	B	Ba	Be	Bi	Ca	Cd	Ce	Co	Cr
	Units	kg	ppm	ppm	%	ppm	ppm	ppm	ppm	ppm	ppm	%	ppm	ppm	ppm	ppm
	LOR	0.02	0.001	0.01	0.01	0.1	0.2	10	10	0.05	0.01	0.01	0.01	0.02	0.1	1
ZZ45692		0.29	0.003	0.21	1.07	11.1	<0.2	<10	170	0.47	0.24	0.18	0.68	21.3	6.6	20
ZZ45693		0.25	0.001	0.28	0.81	15.3	<0.2	<10	90	0.21	0.28	0.05	0.31	20.9	3.6	16
ZZ45694		0.36	0.010	0.28	1.51	13.8	<0.2	<10	160	0.73	0.27	0.23	1.47	32.8	9.8	26
ZZ45695		0.35	0.002	0.46	1.12	15.2	<0.2	<10	180	0.48	0.32	0.22	0.65	18.65	5.5	17
ZZ45696		0.27	0.002	0.81	1.15	49.2	<0.2	<10	170	0.44	0.34	0.19	1.27	20.1	5.0	17
ZZ45697		0.31	0.004	1.08	1.42	41.3	<0.2	<10	210	0.66	0.28	0.21	1.42	25.0	9.4	24
ZZ45698		0.29	0.001	0.26	0.79	10.2	<0.2	<10	110	0.39	0.06	0.26	0.26	15.75	4.7	12
ZZ45699		0.21	0.001	0.06	0.54	3.6	<0.2	<10	40	0.12	0.07	0.05	0.09	8.15	2.1	7
ZZ45700		0.20	0.005	0.33	1.29	14.8	<0.2	<10	210	0.52	0.20	0.30	0.67	26.1	9.2	22
ZZ45701		0.37	0.004	0.22	1.19	12.4	<0.2	<10	260	0.51	0.17	0.39	0.42	31.7	10.6	26
ZZ45702		0.33	0.006	1.09	1.46	47.7	<0.2	<10	200	0.87	1.64	0.41	4.72	24.6	6.9	25
ZZ45703		0.34	0.003	0.46	0.88	12.4	<0.2	<10	110	0.35	0.46	0.08	0.45	22.1	3.6	17
ZZ45704		0.30	0.006	1.04	1.20	40.3	<0.2	<10	200	0.56	0.33	0.30	1.45	23.6	8.1	21
ZZ45705		0.32	0.003	0.42	0.59	6.8	<0.2	<10	230	0.21	0.19	0.23	0.77	15.30	3.0	12
ZZ45706		0.27	0.002	0.33	1.34	17.2	<0.2	<10	180	0.48	0.26	0.19	0.59	23.3	8.2	23
ZZ45707		0.32	0.006	0.15	0.97	34.5	<0.2	<10	140	0.44	0.27	0.17	0.38	20.5	5.2	18
ZZ45708		0.28	<0.001	0.10	0.43	5.0	<0.2	<10	30	0.10	0.07	0.07	0.37	4.46	1.7	5
ZZ46244		0.26	0.001	0.09	0.84	8.3	<0.2	<10	60	0.21	0.20	0.05	0.26	17.30	3.0	14
CC44742		0.21	0.007	0.16	1.38	13.1	<0.2	<10	130	0.50	0.19	0.22	0.57	29.7	6.7	25
CC44744		0.24	0.027	>100	1.32	1355	<0.2	<10	250	0.97	3.37	0.43	24.5	20.8	7.1	24
CC44745		0.29	0.005	7.42	1.50	1160	<0.2	<10	230	0.80	1.16	0.39	10.80	40.9	7.7	29
CC86648		0.25	0.002	0.37	2.20	49.5	<0.2	<10	410	0.91	0.32	0.20	1.01	32.2	11.5	27
CC109841		0.35	0.009	9.91	1.87	585	<0.2	<10	350	1.35	0.95	0.55	17.15	25.6	12.2	35
CC109842		0.28	0.003	2.85	2.02	266	<0.2	<10	230	1.25	0.84	0.68	10.60	30.0	15.3	32
CC109843		0.19	0.002	2.64	1.57	167.5	<0.2	<10	190	0.63	0.69	0.23	3.35	22.4	12.7	30
CC109844		0.16	0.002	0.90	1.30	65.8	<0.2	<10	260	0.57	0.31	0.26	1.26	23.3	5.2	23
CC109845		0.18	0.003	0.40	1.25	16.7	<0.2	<10	220	0.50	0.37	0.23	0.38	26.2	5.5	20
CC109846		0.24	0.003	0.43	1.45	30.5	<0.2	<10	230	0.56	0.33	0.25	0.72	30.1	9.0	24
CC109847		0.30	0.014	22.2	1.74	85.0	<0.2	<10	30	1.64	3.54	1.19	31.2	18.10	40.0	24
CC109848		0.36	0.001	1.44	1.67	66.5	<0.2	<10	140	1.24	0.67	0.47	3.09	29.1	10.2	25

***** See Appendix Page for comments regarding this certificate *****

ALS Canada Ltd.
2103 Dollarton Hwy
North Vancouver BC V7H 0A7
Phone: 604 984 0221 Fax: 604 984 0218 www.alsglobal.com

To: **SILVER RANGE RESOURCES LTD.**
C/O ARCHER, CATHRO & ASSOCIATES (1981) LIMITED
1016-510 W HASTINGS ST
VANCOUVER BC V6B 1L8

Finalized Date: 4-AUG-2012
Account: RANSIL

Project: Keg-Group 3

CERTIFICATE OF ANALYSIS WH12171409

Sample Description	Method	ME-MS41	ME-MS41	ME-MS41	ME-MS41	ME-MS41	ME-MS41	ME-MS41	ME-MS41	ME-MS41	ME-MS41	ME-MS41	ME-MS41	ME-MS41	ME-MS41	ME-MS41
	Analyte	Cs	Cu	Fe	Ga	Ge	Hf	Hg	In	K	La	Li	Mg	Mn	Mo	Na
	Units	ppm	ppm	%	ppm	ppm	ppm	ppm	ppm	%	ppm	ppm	%	ppm	ppm	%
	LOR	0.05	0.2	0.01	0.05	0.05	0.02	0.01	0.005	0.01	0.2	0.1	0.01	5	0.05	0.01
ZZ45692		0.95	25.8	1.93	3.69	<0.05	0.02	0.03	0.005	0.04	11.6	11.7	0.37	212	3.76	<0.01
ZZ45693		1.44	14.2	2.42	6.38	<0.05	<0.02	0.05	<0.005	0.04	12.1	3.7	0.12	151	7.39	<0.01
ZZ45694		1.17	21.8	2.39	4.02	0.05	0.03	0.02	0.011	0.05	17.2	14.3	0.43	325	2.78	0.01
ZZ45695		1.37	46.6	1.69	3.75	<0.05	<0.02	0.03	0.006	0.04	9.7	9.2	0.32	230	3.75	0.02
ZZ45696		1.56	37.7	1.63	4.38	<0.05	<0.02	0.02	0.005	0.04	11.1	10.4	0.30	155	3.57	0.01
ZZ45697		1.50	29.2	2.27	4.70	0.05	<0.02	0.04	0.012	0.05	12.2	13.3	0.40	1260	12.40	0.01
ZZ45698		0.72	17.2	1.18	2.59	<0.05	<0.02	<0.01	<0.005	0.04	8.3	5.6	0.21	178	4.92	0.02
ZZ45699		0.71	8.9	1.05	3.10	<0.05	<0.02	0.02	<0.005	0.02	4.2	1.4	0.05	89	2.05	0.01
ZZ45700		1.52	23.5	2.21	4.30	0.05	<0.02	0.03	0.009	0.12	13.5	11.7	0.43	358	4.35	0.01
ZZ45701		0.97	31.0	2.24	4.01	0.08	0.03	0.01	0.008	0.06	17.4	13.1	0.49	343	3.70	0.01
ZZ45702		2.48	69.6	2.04	4.66	<0.05	0.02	0.01	0.008	0.05	13.2	15.8	0.56	255	2.38	0.01
ZZ45703		1.14	13.0	1.80	5.72	<0.05	<0.02	0.03	0.006	0.05	12.1	7.1	0.19	152	4.07	0.01
ZZ45704		1.36	36.8	2.02	4.05	0.05	0.02	0.03	0.012	0.04	12.6	14.9	0.52	364	4.56	0.01
ZZ45705		1.06	14.4	1.26	4.03	<0.05	<0.02	0.05	<0.005	0.04	7.8	3.0	0.10	210	5.96	0.01
ZZ45706		1.33	19.6	2.28	4.32	<0.05	<0.02	0.02	0.011	0.04	12.9	16.3	0.40	246	4.48	0.01
ZZ45707		1.63	20.1	2.34	5.25	<0.05	0.02	0.01	<0.005	0.04	11.2	7.7	0.25	111	10.40	0.01
ZZ45708		0.85	7.8	0.84	2.21	<0.05	<0.02	0.01	<0.005	0.03	2.3	1.6	0.07	43	1.83	0.02
ZZ46244		1.65	19.3	1.61	5.20	<0.05	<0.02	<0.01	<0.005	0.03	9.3	3.6	0.09	115	4.59	0.01
CC44742		1.34	18.8	2.32	5.00	0.05	0.02	<0.01	0.008	0.04	15.7	12.2	0.32	200	4.29	0.01
CC44744		2.06	437	3.29	5.69	0.07	<0.02	0.04	0.034	0.10	12.8	20.0	0.67	344	25.3	0.02
CC44745		1.66	397	3.71	5.41	0.12	0.03	0.01	0.034	0.07	21.4	17.2	0.65	314	10.00	0.01
CC86648		2.22	22.4	3.27	5.99	0.09	0.03	0.02	0.030	0.11	16.4	22.8	0.41	457	4.13	0.01
CC109841		3.84	177.0	3.55	5.82	0.11	0.13	0.03	0.025	0.13	14.2	24.4	0.84	400	14.45	0.01
CC109842		3.15	198.5	2.36	6.48	0.09	0.08	0.01	0.024	0.07	14.6	21.3	1.05	849	6.54	0.01
CC109843		2.39	40.0	2.96	6.46	0.08	0.02	0.09	0.023	0.08	11.3	16.6	0.45	695	9.94	0.01
CC109844		1.32	31.3	2.13	5.04	0.06	<0.02	0.02	0.016	0.04	12.1	13.5	0.42	180	4.58	0.01
CC109845		1.39	30.5	1.86	4.03	0.08	0.03	0.02	0.016	0.05	13.9	13.0	0.48	197	3.83	0.01
CC109846		1.28	31.6	2.24	4.38	0.08	0.03	0.03	0.020	0.07	15.0	14.2	0.45	390	4.01	0.01
CC109847		1.87	1315	6.21	6.43	0.28	0.11	0.04	0.083	0.01	9.8	48.0	4.33	2010	13.55	0.01
CC109848		1.42	120.5	2.45	5.71	0.08	0.03	0.02	0.022	0.05	15.3	16.9	0.75	353	12.00	0.01

***** See Appendix Page for comments regarding this certificate *****

ALS Canada Ltd.
2103 Dollarton Hwy
North Vancouver BC V7H 0A7
Phone: 604 984 0221 Fax: 604 984 0218 www.alsglobal.com

To: **SILVER RANGE RESOURCES LTD.**
C/O ARCHER, CATHRO & ASSOCIATES (1981) LIMITED
1016-510 W HASTINGS ST
VANCOUVER BC V6B 1L8

Finalized Date: 4-AUG-2012
Account: RANSIL

Project: Keg-Group 3

CERTIFICATE OF ANALYSIS WH12171409

Sample Description	Method	ME-MS41	ME-MS41	ME-MS41	ME-MS41	ME-MS41	ME-MS41	ME-MS41	ME-MS41	ME-MS41	ME-MS41	ME-MS41	ME-MS41	ME-MS41	ME-MS41	ME-MS41
	Analyte	Nb	Ni	P	Pb	Rb	Re	S	Sb	Sc	Se	Sn	Sr	Ta	Te	Th
	Units	ppm	ppm	ppm	ppm	ppm	ppm	%	ppm	ppm	ppm	ppm	ppm	ppm	ppm	ppm
	LOR	0.05	0.2	10	0.2	0.1	0.001	0.01	0.05	0.1	0.2	0.2	0.2	0.01	0.01	0.2
ZZ45692		0.91	24.3	590	34.0	5.8	0.001	0.02	1.33	1.8	0.3	0.5	17.2	<0.01	0.02	1.7
ZZ45693		1.32	12.7	410	16.6	8.6	0.001	0.03	1.49	1.3	0.5	0.9	7.5	<0.01	0.04	0.8
ZZ45694		0.92	34.9	990	31.3	7.2	0.001	0.02	1.35	2.5	0.9	0.4	17.6	<0.01	0.03	2.1
ZZ45695		0.49	23.0	850	42.9	7.0	<0.001	0.03	1.60	1.3	0.7	0.5	21.3	<0.01	0.01	0.3
ZZ45696		0.51	21.4	860	109.0	9.5	<0.001	0.04	1.70	1.1	0.9	0.8	18.3	<0.01	0.03	<0.2
ZZ45697		0.49	24.5	1080	58.1	9.0	0.001	0.07	1.62	1.0	1.6	0.5	18.7	<0.01	0.03	0.2
ZZ45698		0.59	16.7	740	9.6	5.2	0.001	0.03	1.51	1.3	0.8	0.2	28.1	<0.01	0.02	0.6
ZZ45699		0.16	4.6	420	4.0	4.9	<0.001	0.03	0.44	0.2	0.2	0.3	6.5	<0.01	0.03	<0.2
ZZ45700		1.02	29.3	1100	20.5	13.8	0.001	0.04	1.56	2.1	1.0	0.5	24.6	<0.01	0.02	1.1
ZZ45701		0.86	31.9	930	19.4	7.4	0.001	0.01	1.43	3.8	0.6	0.5	32.3	<0.01	0.03	4.4
ZZ45702		0.24	42.0	1840	106.5	9.5	<0.001	0.03	2.75	0.6	0.8	0.6	37.0	<0.01	0.03	0.2
ZZ45703		0.92	11.7	310	117.0	9.9	0.001	0.03	0.87	1.3	0.7	0.7	8.3	<0.01	0.03	0.7
ZZ45704		0.96	28.5	700	269	8.0	<0.001	0.03	2.05	2.1	0.9	0.8	24.8	<0.01	0.03	2.1
ZZ45705		0.36	10.9	860	13.6	8.9	<0.001	0.09	0.85	0.3	0.2	0.7	17.7	<0.01	0.02	<0.2
ZZ45706		1.16	28.2	520	55.7	7.6	<0.001	0.02	1.60	2.0	0.6	1.0	16.6	<0.01	0.02	1.6
ZZ45707		1.55	27.6	390	14.0	9.7	<0.001	0.04	9.58	1.7	1.0	0.7	26.1	<0.01	0.05	1.6
ZZ45708		0.39	5.5	360	9.0	2.5	<0.001	0.04	1.02	0.3	<0.2	0.2	8.2	<0.01	<0.01	<0.2
ZZ46244		0.63	10.2	540	10.8	7.6	<0.001	0.06	1.26	0.4	0.4	0.7	7.7	<0.01	0.03	<0.2
CC44742		1.35	25.0	840	14.7	7.0	0.001	0.03	1.70	2.1	1.0	0.6	18.2	0.01	0.03	2.3
CC44744		1.00	54.6	960	9690	9.6	0.002	0.43	118.0	2.4	10.1	36.9	37.3	<0.01	0.13	1.5
CC44745		0.79	37.3	1590	3380	8.5	0.001	0.08	29.7	3.2	2.9	7.5	63.5	<0.01	0.05	3.4
CC86648		1.46	33.1	430	37.4	12.8	<0.001	0.04	4.45	2.7	1.4	0.8	27.3	<0.01	0.08	2.1
CC109841		1.03	90.0	710	1655	14.3	0.002	0.25	32.5	4.3	3.9	4.8	92.9	0.01	0.11	5.6
CC109842		1.08	81.9	690	939	8.0	0.002	0.03	8.70	4.0	1.3	2.9	77.8	0.01	0.08	4.5
CC109843		1.36	33.3	960	302	14.3	0.001	0.07	7.55	1.9	1.6	2.5	27.1	<0.01	0.07	0.9
CC109844		0.70	22.9	370	415	9.3	<0.001	0.04	2.66	1.2	0.8	0.9	25.6	<0.01	0.04	0.2
CC109845		1.18	24.4	530	75.6	7.9	<0.001	0.02	2.24	2.4	0.7	0.6	26.2	<0.01	0.04	2.3
CC109846		1.10	32.0	520	81.0	9.7	<0.001	0.02	2.19	2.6	0.9	0.7	21.8	<0.01	0.04	2.0
CC109847		0.61	104.0	890	3640	1.9	0.002	0.07	16.15	5.0	4.0	4.8	22.0	0.01	0.81	3.8
CC109848		0.52	48.2	830	395	5.9	<0.001	0.04	26.1	3.4	1.5	6.4	36.8	<0.01	0.04	2.5

***** See Appendix Page for comments regarding this certificate *****

ALS Canada Ltd.
2103 Dollarton Hwy
North Vancouver BC V7H 0A7
Phone: 604 984 0221 Fax: 604 984 0218 www.alsglobal.com

To: **SILVER RANGE RESOURCES LTD.**
C/O ARCHER, CATHRO & ASSOCIATES (1981) LIMITED
1016-510 W HASTINGS ST
VANCOUVER BC V6B 1L8

Finalized Date: 4-AUG-2012
Account: RANSIL

Project: Keg-Group 3

CERTIFICATE OF ANALYSIS WH12171409

Sample Description	Method	ME-MS41	ME-MS41	ME-MS41	ME-MS41	ME-MS41	ME-MS41	ME-MS41	ME-MS41	Ag-OG46
	Analyte	Ti	Tl	U	V	W	Y	Zn	Zr	Ag
	Units	%	ppm	ppm	ppm	ppm	ppm	ppm	ppm	ppm
	LOR	0.005	0.02	0.05	1	0.05	0.05	2	0.5	1
ZZ45692		0.040	0.11	1.15	76	0.37	4.38	88	0.6	
ZZ45693		0.056	0.17	0.87	89	0.47	2.21	59	<0.5	
ZZ45694		0.046	0.14	1.34	58	0.68	7.09	121	0.9	
ZZ45695		0.034	0.10	1.56	80	0.34	4.89	138	<0.5	
ZZ45696		0.033	0.13	1.51	67	0.35	5.03	184	<0.5	
ZZ45697		0.030	0.28	2.25	90	0.48	5.61	100	<0.5	
ZZ45698		0.032	0.11	1.53	43	0.25	5.02	61	<0.5	
ZZ45699		0.025	0.07	0.43	37	0.14	1.04	22	<0.5	
ZZ45700		0.045	0.14	1.38	62	0.46	6.72	88	<0.5	
ZZ45701		0.067	0.11	1.64	68	0.34	10.10	92	1.9	
ZZ45702		0.021	0.15	4.57	156	1.01	8.94	870	<0.5	
ZZ45703		0.046	0.11	0.74	70	0.35	2.91	56	<0.5	
ZZ45704		0.041	0.12	1.22	84	0.52	5.20	205	0.7	
ZZ45705		0.017	0.12	0.73	64	0.27	1.62	55	<0.5	
ZZ45706		0.054	0.13	0.98	118	0.38	4.31	108	0.5	
ZZ45707		0.060	0.19	1.37	121	0.73	3.76	157	1.0	
ZZ45708		0.032	0.04	0.46	33	0.09	0.92	17	<0.5	
ZZ46244		0.036	0.19	0.94	74	0.27	2.10	41	<0.5	
CC44742		0.056	0.16	1.34	75	0.74	5.45	64	0.7	
CC44744		0.029	0.33	4.76	307	0.30	8.44	1750	0.7	103
CC44745		0.046	0.18	7.09	466	0.80	11.35	1320	0.6	
CC86648		0.019	0.28	1.74	109	0.24	6.93	120	0.7	
CC109841		0.042	0.32	6.59	660	0.33	13.20	1320	7.4	
CC109842		0.055	0.16	3.59	508	0.54	11.60	1120	3.7	
CC109843		0.063	0.21	2.05	199	0.46	5.08	243	0.6	
CC109844		0.038	0.14	1.45	130	0.39	4.19	191	<0.5	
CC109845		0.053	0.15	1.53	127	0.56	6.19	114	0.8	
CC109846		0.051	0.14	1.55	100	0.39	6.12	127	0.8	
CC109847		0.026	0.13	5.91	734	0.51	26.0	1920	4.8	
CC109848		0.021	0.13	5.72	209	0.21	8.08	648	0.9	

***** See Appendix Page for comments regarding this certificate *****

ALS Canada Ltd.
2103 Dollarton Hwy
North Vancouver BC V7H 0A7
Phone: 604 984 0221 Fax: 604 984 0218 www.alsglobal.com

To: **SILVER RANGE RESOURCES LTD.**
C/O ARCHER, CATHRO & ASSOCIATES (1981) LIMITED
1016-510 W HASTINGS ST
VANCOUVER BC V6B 1L8

Finalized Date: 4-AUG-2012
Account: RANSIL

Project: Keg-Group 3

CERTIFICATE OF ANALYSIS WH12171409

Method	CERTIFICATE COMMENTS
ME-MS41	Gold determinations by this method are semi-quantitative due to the small sample weight used (0.5g).

ALS Canada Ltd.

2103 Dollarton Hwy
North Vancouver BC V7H 0A7
Phone: 604 984 0221 Fax: 604 984 0218 www.alsglobal.com

To: **SILVER RANGE RESOURCES LTD.**
C/O ARCHER, CATHRO & ASSOCIATES (1981) LIMITED
1016-510 W HASTINGS ST
VANCOUVER BC V6B 1L8

Finalized Date: 4-AUG-2012
Account: RANSIL

CERTIFICATE WH12172340

Project: KEG (Group 3)

P.O. No.:

This report is for 3 Silt samples submitted to our lab in Whitehorse, YT, Canada on 23-JUL-2012.

The following have access to data associated with this certificate:

MATT DUMALA	JOAN MARIACHER	

SAMPLE PREPARATION

ALS CODE	DESCRIPTION
WEI-21	Received Sample Weight
LOG-22	Sample login - Rcd w/o BarCode
SCR-41	Screen to -180um and save both

ANALYTICAL PROCEDURES

ALS CODE	DESCRIPTION	INSTRUMENT
Au-ICP21	Au 30g FA ICP-AES Finish	ICP-AES
ME-MS41	51 anal. aqua regia ICPMS	

To: **SILVER RANGE RESOURCES LTD.**
ATTN: JOAN MARIACHER
C/O ARCHER, CATHRO & ASSOCIATES (1981) LIMITED
1016-510 W HASTINGS ST
VANCOUVER BC V6B 1L8

This is the Final Report and supersedes any preliminary report with this certificate number. Results apply to samples as submitted. All pages of this report have been checked and approved for release.

***** See Appendix Page for comments regarding this certificate *****

Signature:

Colin Ramshaw, Vancouver Laboratory Manager

ALS Canada Ltd.
2103 Dollarton Hwy
North Vancouver BC V7H 0A7
Phone: 604 984 0221 Fax: 604 984 0218 www.alsglobal.com

To: **SILVER RANGE RESOURCES LTD.**
C/O ARCHER, CATHRO & ASSOCIATES (1981) LIMITED
1016-510 W HASTINGS ST
VANCOUVER BC V6B 1L8

Finalized Date: 4-AUG-2012
Account: RANSIL

Project: KEG (Group 3)

CERTIFICATE OF ANALYSIS WH12172340

Sample Description	Method	WEI-21	Au-ICP21	ME-MS41	ME-MS41	ME-MS41	ME-MS41	ME-MS41	ME-MS41	ME-MS41	ME-MS41	ME-MS41	ME-MS41	ME-MS41	ME-MS41	ME-MS41
	Analyte	Recvd Wt.	Au	Ag	Al	As	Au	B	Ba	Be	Bi	Ca	Cd	Ce	Co	Cr
	Units	kg	ppm	ppm	%	ppm	ppm	ppm	ppm	ppm	ppm	%	ppm	ppm	ppm	ppm
	LOR	0.02	0.001	0.01	0.01	0.1	0.2	10	10	0.05	0.01	0.01	0.01	0.02	0.1	1
CC86647		0.13	0.002	0.94	1.29	101.0	<0.2	<10	310	0.73	0.19	0.67	38.7	24.1	7.1	21
CC44743		0.20	0.004	5.75	1.17	120.5	<0.2	<10	150	0.69	1.16	0.62	9.48	18.45	10.6	17
CC44746		0.30	0.005	5.39	1.13	211	<0.2	<10	150	0.49	0.44	0.37	2.32	32.3	7.3	24

***** See Appendix Page for comments regarding this certificate *****

ALS Canada Ltd.
2103 Dollarton Hwy
North Vancouver BC V7H 0A7
Phone: 604 984 0221 Fax: 604 984 0218 www.alsglobal.com

To: **SILVER RANGE RESOURCES LTD.**
C/O ARCHER, CATHRO & ASSOCIATES (1981) LIMITED
1016- 510 W HASTINGS ST
VANCOUVER BC V6B 1L8

Finalized Date: 4- AUG- 2012
Account: RANSIL

Project: KEG (Group 3)

CERTIFICATE OF ANALYSIS WH12172340

Sample Description	Method	ME-MS41	ME-MS41	ME-MS41	ME-MS41	ME-MS41	ME-MS41	ME-MS41	ME-MS41	ME-MS41	ME-MS41	ME-MS41	ME-MS41	ME-MS41	ME-MS41	ME-MS41
	Analyte	Cs	Cu	Fe	Ga	Ge	Hf	Hg	In	K	La	Li	Mg	Mn	Mo	Na
	Units	ppm	ppm	%	ppm	ppm	ppm	ppm	ppm	%	ppm	ppm	%	ppm	ppm	%
	LOR	0.05	0.2	0.01	0.05	0.05	0.02	0.01	0.005	0.01	0.2	0.1	0.01	5	0.05	0.01
CC86647		4.44	57.3	2.07	3.51	0.09	0.04	0.07	0.021	0.07	14.2	11.7	0.36	419	7.08	0.01
CC44743		2.53	136.0	1.85	3.70	0.07	0.03	0.06	0.017	0.06	8.5	10.8	0.49	618	7.83	0.02
CC44746		1.30	54.3	2.15	4.07	0.09	0.03	0.02	0.020	0.06	15.8	12.8	0.49	259	5.25	0.01

***** See Appendix Page for comments regarding this certificate *****

ALS Canada Ltd.
2103 Dollarton Hwy
North Vancouver BC V7H 0A7
Phone: 604 984 0221 Fax: 604 984 0218 www.alsglobal.com

To: **SILVER RANGE RESOURCES LTD.**
C/O ARCHER, CATHRO & ASSOCIATES (1981) LIMITED
1016- 510 W HASTINGS ST
VANCOUVER BC V6B 1L8

Finalized Date: 4- AUG- 2012
Account: RANSIL

Project: KEG (Group 3)

CERTIFICATE OF ANALYSIS WH12172340

Sample Description	Method	ME-MS41	ME-MS41	ME-MS41	ME-MS41	ME-MS41	ME-MS41	ME-MS41	ME-MS41	ME-MS41	ME-MS41	ME-MS41	ME-MS41	ME-MS41	ME-MS41	ME-MS41
	Analyte	Nb	Ni	P	Pb	Rb	Re	S	Sb	Sc	Se	Sn	Sr	Ta	Te	Th
	Units	ppm	ppm	ppm	ppm	ppm	ppm	%	ppm	ppm	ppm	ppm	ppm	ppm	ppm	ppm
	LOR	0.05	0.2	10	0.2	0.1	0.001	0.01	0.05	0.1	0.2	0.2	0.2	0.01	0.01	0.2
CC86647		0.70	58.9	1050	31.4	12.0	0.005	0.07	6.36	2.1	2.6	0.7	31.5	0.01	0.03	0.6
CC44743		0.83	46.3	1050	679	8.0	0.001	0.06	8.18	1.9	1.5	2.2	50.1	<0.01	0.06	0.8
CC44746		1.03	28.4	950	936	7.5	0.001	0.03	9.10	2.9	1.1	3.0	24.4	<0.01	0.03	3.2

***** See Appendix Page for comments regarding this certificate *****

ALS Canada Ltd.
2103 Dollarton Hwy
North Vancouver BC V7H 0A7
Phone: 604 984 0221 Fax: 604 984 0218 www.alsglobal.com

To: **SILVER RANGE RESOURCES LTD.**
C/O ARCHER, CATHRO & ASSOCIATES (1981) LIMITED
1016- 510 W HASTINGS ST
VANCOUVER BC V6B 1L8

Finalized Date: 4- AUG- 2012
Account: RANSIL

Project: KEG (Group 3)

CERTIFICATE OF ANALYSIS WH12172340

Sample Description	Method	ME-MS41	ME-MS41	ME-MS41	ME-MS41	ME-MS41	ME-MS41	ME-MS41	ME-MS41
	Analyte	Ti	Tl	U	V	W	Y	Zn	Zr
	Units	%	ppm	ppm	ppm	ppm	ppm	ppm	ppm
	LOR	0.005	0.02	0.05	1	0.05	0.05	2	0.5
CC86647		0.027	0.24	3.48	71	0.21	14.30	2960	0.5
CC44743		0.039	0.14	6.44	133	0.32	8.62	478	0.6
CC44746		0.057	0.13	2.01	79	0.33	7.54	324	0.6

***** See Appendix Page for comments regarding this certificate *****

ALS Canada Ltd.
2103 Dollarton Hwy
North Vancouver BC V7H 0A7
Phone: 604 984 0221 Fax: 604 984 0218 www.alsglobal.com

To: **SILVER RANGE RESOURCES LTD.**
C/O ARCHER, CATHRO & ASSOCIATES (1981) LIMITED
1016- 510 W HASTINGS ST
VANCOUVER BC V6B 1L8

Finalized Date: 4- AUG- 2012
Account: RANSIL

Project: KEG (Group 3)

CERTIFICATE OF ANALYSIS WH12172340

Method	CERTIFICATE COMMENTS
ME- MS41	Gold determinations by this method are semi- quantitative due to the small sample weight used (0.5g).

ALS Canada Ltd.

2103 Dollarton Hwy
North Vancouver BC V7H 0A7
Phone: 604 984 0221 Fax: 604 984 0218 www.alsglobal.com

To: **SILVER RANGE RESOURCES LTD.**
C/O ARCHER, CATHRO & ASSOCIATES (1981) LIMITED
1016-510 W HASTINGS ST
VANCOUVER BC V6B 1L8

Finalized Date: 4-AUG-2012
Account: RANSIL

CERTIFICATE WH12172341

Project: KEG (Group 7)

P.O. No.:

This report is for 6 Soil samples submitted to our lab in Whitehorse, YT, Canada on 23-JUL-2012.

The following have access to data associated with this certificate:

MATT DUMALA	JOAN MARIACHER	

SAMPLE PREPARATION

ALS CODE	DESCRIPTION
WEI-21	Received Sample Weight
LOG-22	Sample login - Rcd w/o BarCode
SCR-41	Screen to -180um and save both

ANALYTICAL PROCEDURES

ALS CODE	DESCRIPTION	INSTRUMENT
Au-ICP21	Au 30g FA ICP-AES Finish	ICP-AES
ME-MS41	51 anal. aqua regia ICPMS	

To: **SILVER RANGE RESOURCES LTD.**
ATTN: JOAN MARIACHER
C/O ARCHER, CATHRO & ASSOCIATES (1981) LIMITED
1016-510 W HASTINGS ST
VANCOUVER BC V6B 1L8

This is the Final Report and supersedes any preliminary report with this certificate number. Results apply to samples as submitted. All pages of this report have been checked and approved for release.

***** See Appendix Page for comments regarding this certificate *****

Signature:

Colin Ramshaw, Vancouver Laboratory Manager

ALS Canada Ltd.
2103 Dollarton Hwy
North Vancouver BC V7H 0A7
Phone: 604 984 0221 Fax: 604 984 0218 www.alsglobal.com

To: **SILVER RANGE RESOURCES LTD.**
C/O ARCHER, CATHRO & ASSOCIATES (1981) LIMITED
1016-510 W HASTINGS ST
VANCOUVER BC V6B 1L8

Finalized Date: 4-AUG-2012
Account: RANSIL

Project: KEG (Group 7)

CERTIFICATE OF ANALYSIS WH12172341

Sample Description	Method	WEI-21	Au-ICP21	ME-MS41	ME-MS41	ME-MS41	ME-MS41	ME-MS41	ME-MS41	ME-MS41	ME-MS41	ME-MS41	ME-MS41	ME-MS41	ME-MS41	ME-MS41
	Analyte	Recvd Wt.	Au	Ag	Al	As	Au	B	Ba	Be	Bi	Ca	Cd	Ce	Co	Cr
	Units	kg	ppm	ppm	%	ppm	ppm	ppm	ppm	ppm	ppm	%	ppm	ppm	ppm	ppm
	LOR	0.02	0.001	0.01	0.01	0.1	0.2	10	10	0.05	0.01	0.01	0.01	0.02	0.1	1
CC86646		0.08	0.014	7.92	0.45	858	<0.2	<10	20	0.28	1.66	0.02	0.25	27.6	2.9	22
CC86649		0.35	0.003	2.27	1.48	315	<0.2	<10	170	0.69	0.92	0.27	1.80	25.0	9.7	24
CC86650		0.18	0.002	0.33	0.59	13.6	<0.2	<10	80	0.20	0.19	0.68	1.33	12.15	4.1	19
CC44747		0.42	0.004	6.29	1.95	438	<0.2	<10	170	0.66	1.56	0.22	1.39	21.4	5.8	35
ZZ46042		0.05	0.008	2.19	7.62	174.0	<0.2	<10	100	11.10	0.69	0.17	10.20	224	211	13
ZZ46045		0.25	0.001	0.09	0.32	0.6	<0.2	<10	20	0.08	0.02	0.19	0.11	5.91	3.1	4

***** See Appendix Page for comments regarding this certificate *****

ALS Canada Ltd.
2103 Dollarton Hwy
North Vancouver BC V7H 0A7
Phone: 604 984 0221 Fax: 604 984 0218 www.alsglobal.com

To: **SILVER RANGE RESOURCES LTD.**
C/O ARCHER, CATHRO & ASSOCIATES (1981) LIMITED
1016- 510 W HASTINGS ST
VANCOUVER BC V6B 1L8

Finalized Date: 4- AUG- 2012
Account: RANSIL

Project: KEG (Group 7)

CERTIFICATE OF ANALYSIS WH12172341

Sample Description	Method	ME-MS41	ME-MS41	ME-MS41	ME-MS41	ME-MS41	ME-MS41	ME-MS41	ME-MS41	ME-MS41	ME-MS41	ME-MS41	ME-MS41	ME-MS41	ME-MS41	ME-MS41
	Analyte	Cs	Cu	Fe	Ga	Ge	Hf	Hg	In	K	La	Li	Mg	Mn	Mo	Na
	Units	ppm	ppm	%	ppm	ppm	ppm	ppm	ppm	%	ppm	ppm	%	ppm	ppm	%
	LOR	0.05	0.2	0.01	0.05	0.05	0.02	0.01	0.005	0.01	0.2	0.1	0.01	5	0.05	0.01
CC86646		4.34	112.0	32.6	2.38	0.68	0.06	0.12	0.990	0.03	6.9	6.0	0.08	21	18.90	0.01
CC86649		1.73	49.6	2.35	4.29	0.08	0.04	0.03	0.024	0.07	11.6	13.5	0.43	345	7.16	0.01
CC86650		2.31	35.2	0.77	1.87	0.05	0.03	0.03	0.006	0.05	5.5	7.8	0.28	200	0.41	0.03
CC44747		2.99	64.7	3.14	6.70	0.10	0.07	0.09	0.028	0.06	11.4	21.7	0.51	177	12.85	0.01
ZZ46042		3.18	609	10.35	4.42	0.61	0.38	0.06	0.129	0.05	66.9	13.7	0.22	6400	3.29	0.01
ZZ46045		0.14	5.7	1.26	2.14	<0.05	<0.02	0.01	<0.005	0.01	2.9	0.6	0.05	94	0.14	0.03

***** See Appendix Page for comments regarding this certificate *****

ALS Canada Ltd.
2103 Dollarton Hwy
North Vancouver BC V7H 0A7
Phone: 604 984 0221 Fax: 604 984 0218 www.alsglobal.com

To: **SILVER RANGE RESOURCES LTD.**
C/O ARCHER, CATHRO & ASSOCIATES (1981) LIMITED
1016-510 W HASTINGS ST
VANCOUVER BC V6B 1L8

Finalized Date: 4-AUG-2012
Account: RANSIL

Project: KEG (Group 7)

CERTIFICATE OF ANALYSIS WH12172341

Sample Description	Method	ME-MS41	ME-MS41	ME-MS41	ME-MS41	ME-MS41	ME-MS41	ME-MS41	ME-MS41	ME-MS41	ME-MS41	ME-MS41	ME-MS41	ME-MS41	ME-MS41	ME-MS41
	Analyte	Nb	Ni	P	Pb	Rb	Re	S	Sb	Sc	Se	Sn	Sr	Ta	Te	Th
	Units	ppm	ppm	ppm	ppm	ppm	ppm	%	ppm	ppm	ppm	ppm	ppm	ppm	ppm	ppm
	LOR	0.05	0.2	10	0.2	0.1	0.001	0.01	0.05	0.1	0.2	0.2	0.2	0.01	0.01	0.2
CC86646		0.80	11.2	4580	88.8	5.0	0.002	3.21	16.65	10.8	2.3	1.6	2.9	<0.01	0.13	101.5
CC86649		0.83	37.2	1090	520	8.8	0.001	0.04	7.51	1.9	1.3	2.4	23.9	0.01	0.06	1.0
CC86650		1.26	15.1	720	31.4	6.3	<0.001	0.03	1.60	1.5	0.8	0.2	15.7	<0.01	0.01	0.6
CC44747		2.76	34.0	710	654	11.1	0.001	0.04	11.50	2.9	2.4	3.1	21.6	0.01	0.09	3.2
ZZ46042		0.98	151.0	590	108.0	7.1	0.003	1.32	5.61	11.8	6.2	0.8	12.9	0.06	0.06	5.1
ZZ46045		0.09	2.2	730	1.5	0.7	<0.001	0.03	0.05	0.4	0.2	<0.2	12.0	<0.01	0.01	<0.2

***** See Appendix Page for comments regarding this certificate *****

ALS Canada Ltd.
2103 Dollarton Hwy
North Vancouver BC V7H 0A7
Phone: 604 984 0221 Fax: 604 984 0218 www.alsglobal.com

To: **SILVER RANGE RESOURCES LTD.**
C/O ARCHER, CATHRO & ASSOCIATES (1981) LIMITED
1016- 510 W HASTINGS ST
VANCOUVER BC V6B 1L8

Finalized Date: 4- AUG- 2012
Account: RANSIL

Project: KEG (Group 7)

CERTIFICATE OF ANALYSIS WH12172341

Sample Description	Method	ME-MS41	ME-MS41	ME-MS41	ME-MS41	ME-MS41	ME-MS41	ME-MS41	ME-MS41
	Analyte	Ti	Tl	U	V	W	Y	Zn	Zr
	Units	%	ppm	ppm	ppm	ppm	ppm	ppm	ppm
	LOR	0.005	0.02	0.05	1	0.05	0.05	2	0.5
CC86646		0.007	0.15	13.90	105	0.46	6.22	67	2.7
CC86649		0.041	0.21	2.30	134	0.40	6.75	336	1.1
CC86650		0.045	0.25	0.43	25	0.11	3.67	57	1.0
CC44747		0.065	0.27	2.24	291	0.80	6.83	397	3.1
ZZ46042		0.019	0.19	109.0	25	0.50	137.0	504	5.6
ZZ46045		0.055	0.02	0.27	45	<0.05	1.37	17	<0.5

***** See Appendix Page for comments regarding this certificate *****

ALS Canada Ltd.
2103 Dollarton Hwy
North Vancouver BC V7H 0A7
Phone: 604 984 0221 Fax: 604 984 0218 www.alsglobal.com

To: **SILVER RANGE RESOURCES LTD.**
C/O ARCHER, CATHRO & ASSOCIATES (1981) LIMITED
1016- 510 W HASTINGS ST
VANCOUVER BC V6B 1L8

Project: KEG (Group 7)

Page: Appendix 1
Total # Appendix Pages: 1
Finalized Date: 4- AUG- 2012
Account: RANSIL

CERTIFICATE OF ANALYSIS WH12172341

Method	CERTIFICATE COMMENTS
ME- MS41	Gold determinations by this method are semi- quantitative due to the small sample weight used (0.5g).

ALS Canada Ltd.

2103 Dollarton Hwy
North Vancouver BC V7H 0A7
Phone: 604 984 0221 Fax: 604 984 0218 www.alsglobal.com

To: **SILVER RANGE RESOURCES LTD.**
C/O ARCHER, CATHRO & ASSOCIATES (1981) LIMITED
1016-510 W HASTINGS ST
VANCOUVER BC V6B 1L8

Finalized Date: 2-AUG-2012
Account: RANSIL

CERTIFICATE WH12172342

Project: Keg-Group 7

P.O. No.:

This report is for 203 Soil samples submitted to our lab in Whitehorse, YT, Canada on 23-JUL-2012.

The following have access to data associated with this certificate:

MATT DUMALA	JOAN MARIACHER	

SAMPLE PREPARATION

ALS CODE	DESCRIPTION
WEI-21	Received Sample Weight
LOG-22	Sample login - Rcd w/o BarCode
SCR-41	Screen to -180um and save both

ANALYTICAL PROCEDURES

ALS CODE	DESCRIPTION	INSTRUMENT
Au-ICP21	Au 30g FA ICP-AES Finish	ICP-AES
ME-MS41	51 anal. aqua regia ICPMS	

To: **SILVER RANGE RESOURCES LTD.**
ATTN: JOAN MARIACHER
C/O ARCHER, CATHRO & ASSOCIATES (1981) LIMITED
1016-510 W HASTINGS ST
VANCOUVER BC V6B 1L8

This is the Final Report and supersedes any preliminary report with this certificate number. Results apply to samples as submitted. All pages of this report have been checked and approved for release.

***** See Appendix Page for comments regarding this certificate *****

Signature:

Colin Ramshaw, Vancouver Laboratory Manager

ALS Canada Ltd.
2103 Dollarton Hwy
North Vancouver BC V7H 0A7
Phone: 604 984 0221 Fax: 604 984 0218 www.alsglobal.com

To: **SILVER RANGE RESOURCES LTD.**
C/O ARCHER, CATHRO & ASSOCIATES (1981) LIMITED
1016-510 W HASTINGS ST
VANCOUVER BC V6B 1L8

Finalized Date: 2-AUG-2012
Account: RANSIL

Project: Keg-Group 7

CERTIFICATE OF ANALYSIS WH12172342

Sample Description	Method	WEI-21	Au-ICP21	ME-MS41	ME-MS41	ME-MS41	ME-MS41	ME-MS41	ME-MS41	ME-MS41	ME-MS41	ME-MS41	ME-MS41	ME-MS41	ME-MS41	ME-MS41
	Analyte	Recvd Wt.	Au	Ag	Al	As	Au	B	Ba	Be	Bi	Ca	Cd	Ce	Co	Cr
	Units	kg	ppm	ppm	%	ppm	ppm	ppm	ppm	ppm	ppm	%	ppm	ppm	ppm	ppm
	LOR	0.02	0.001	0.01	0.01	0.1	0.2	10	10	0.05	0.01	0.01	0.01	0.02	0.1	1
ZZ45501		0.22	0.002	0.12	2.08	9.8	<0.2	<10	140	1.23	0.95	0.13	0.17	46.8	7.3	23
ZZ45502		0.24	0.004	0.17	1.80	14.9	<0.2	<10	170	0.74	0.33	0.14	0.43	38.0	6.5	18
ZZ45503		0.22	0.004	0.20	2.75	65.3	<0.2	<10	150	1.46	1.89	0.10	0.15	41.0	7.7	45
ZZ45504		0.26	0.005	0.19	2.70	53.3	<0.2	<10	140	1.61	3.23	0.10	0.17	49.3	20.4	37
ZZ45505		0.24	0.007	0.24	1.86	24.3	<0.2	<10	80	0.78	2.10	0.08	0.07	26.6	6.5	23
ZZ45506		0.41	0.003	0.31	1.48	20.9	<0.2	<10	80	0.87	1.81	0.09	0.06	29.8	7.1	15
ZZ45507		0.29	0.004	0.23	2.04	35.3	<0.2	<10	140	0.91	1.68	0.12	0.14	35.9	8.1	27
ZZ45508		0.17	0.008	0.15	2.14	47.4	<0.2	<10	100	1.31	2.22	0.07	0.16	48.5	23.0	53
ZZ45509		0.39	0.005	0.18	2.30	53.2	<0.2	<10	140	1.57	2.58	0.10	0.26	51.9	24.2	28
ZZ45510		0.17	0.004	0.29	2.12	48.7	<0.2	<10	120	1.56	4.43	0.10	0.24	40.9	20.7	22
ZZ45511		0.31	0.003	0.16	1.95	33.9	<0.2	<10	150	0.93	1.34	0.14	0.23	36.6	12.1	17
ZZ45512		0.26	0.003	0.13	1.51	57.3	<0.2	<10	140	0.84	1.48	0.18	0.53	42.0	11.6	18
ZZ45513		0.25	0.004	0.22	1.93	56.0	<0.2	<10	140	0.99	1.71	0.14	0.16	41.6	11.1	19
ZZ45514		0.19	0.002	0.37	1.75	43.0	<0.2	<10	140	0.92	1.49	0.14	0.40	27.9	8.1	15
ZZ45515		0.15	<0.001	0.23	0.42	8.7	<0.2	<10	40	0.10	0.26	0.06	0.47	10.50	1.0	5
ZZ45516		0.20	0.001	1.73	3.80	241	<0.2	<10	230	2.48	1.11	0.38	1.13	47.4	14.6	58
ZZ45517		0.22	<0.001	0.02	0.31	0.7	<0.2	<10	20	<0.05	0.02	0.08	0.03	2.22	0.5	1
ZZ45518		0.36	0.001	0.30	2.85	11.4	<0.2	<10	200	0.89	0.50	0.70	0.37	35.0	8.2	33
ZZ45519		0.34	0.001	0.44	2.37	16.7	<0.2	<10	280	0.97	0.41	0.48	0.29	40.8	7.3	25
ZZ45520		0.36	0.002	0.17	2.01	17.3	<0.2	<10	190	0.81	0.35	0.57	0.42	52.4	8.6	27
ZZ45521		0.35	0.002	0.24	2.00	7.5	<0.2	<10	210	0.88	0.32	0.46	0.33	43.5	6.9	25
ZZ45522		0.22	0.001	0.23	1.73	9.5	<0.2	<10	130	0.69	0.23	0.58	0.26	21.5	5.1	15
ZZ45523		0.22	0.005	0.22	1.96	89.2	<0.2	<10	110	0.69	1.41	0.11	0.66	33.4	5.9	28
ZZ45524		0.18	0.003	0.83	3.03	55.5	<0.2	<10	220	1.33	0.88	0.73	0.47	41.9	8.9	35
ZZ45525		0.21	0.011	1.31	4.27	235	<0.2	<10	290	2.01	0.71	0.49	1.10	30.3	13.0	35
ZZ45526		0.25	0.038	2.70	1.28	511	<0.2	<10	90	1.23	1.48	0.21	4.89	90.8	19.8	22
ZZ45527		0.20	<0.001	0.45	1.65	61.4	<0.2	<10	120	0.65	0.59	0.13	0.83	24.8	5.9	22
ZZ45528		0.19	<0.001	0.66	1.10	48.3	<0.2	<10	70	0.64	0.48	0.23	0.16	17.55	4.4	8
ZZ45529		0.32	0.004	0.80	2.21	88.2	<0.2	<10	170	1.16	1.22	0.19	0.35	45.8	10.2	27
ZZ45530		0.34	0.001	0.61	2.41	78.0	<0.2	<10	170	1.30	1.35	0.25	0.35	52.9	10.9	31
ZZ45531		0.26	0.001	0.38	2.18	37.3	<0.2	<10	180	1.15	0.90	0.25	0.36	46.1	13.0	31
ZZ45532		0.37	0.003	0.38	2.36	40.0	<0.2	<10	200	1.36	1.00	0.40	0.33	50.8	12.1	34
ZZ45533		0.24	0.001	0.78	2.34	69.5	<0.2	<10	190	1.32	0.70	0.88	0.38	25.6	6.4	23
ZZ45534		0.27	0.002	0.55	3.10	89.7	<0.2	<10	200	1.65	0.71	0.78	0.60	43.9	10.9	48
ZZ45535		0.21	<0.001	0.27	0.48	14.1	<0.2	<10	30	0.22	0.05	0.24	0.08	4.35	2.6	4
ZZ45536		0.24	<0.001	0.15	0.76	10.0	<0.2	<10	60	0.29	0.09	0.49	0.17	7.99	2.9	4
ZZ45537		0.27	0.001	0.09	1.76	22.5	<0.2	<10	210	0.62	0.37	0.51	0.35	28.5	6.0	21
ZZ45538		0.25	<0.001	0.09	1.61	14.2	<0.2	<10	160	0.78	0.40	0.37	0.34	28.9	4.4	21
ZZ45539		0.18	0.004	0.25	1.71	39.2	<0.2	<10	180	0.81	0.60	0.63	0.76	44.3	9.8	21
ZZ45540		0.36	<0.001	0.70	3.68	26.6	<0.2	<10	420	1.78	0.53	0.85	0.39	36.2	10.6	38

***** See Appendix Page for comments regarding this certificate *****

ALS Canada Ltd.
2103 Dollarton Hwy
North Vancouver BC V7H 0A7
Phone: 604 984 0221 Fax: 604 984 0218 www.alsglobal.com

To: **SILVER RANGE RESOURCES LTD.**
C/O ARCHER, CATHRO & ASSOCIATES (1981) LIMITED
1016-510 W HASTINGS ST
VANCOUVER BC V6B 1L8

Finalized Date: 2-AUG-2012
Account: RANSIL

Project: Keg-Group 7

CERTIFICATE OF ANALYSIS WH12172342

Sample Description	Method	ME-MS41	ME-MS41	ME-MS41	ME-MS41	ME-MS41	ME-MS41	ME-MS41	ME-MS41	ME-MS41	ME-MS41	ME-MS41	ME-MS41	ME-MS41	ME-MS41	ME-MS41
	Analyte	Cs	Cu	Fe	Ga	Ge	Hf	Hg	In	K	La	Li	Mg	Mn	Mo	Na
	Units	ppm	ppm	%	ppm	ppm	ppm	ppm	ppm	%	ppm	ppm	%	ppm	ppm	%
	LOR	0.05	0.2	0.01	0.05	0.05	0.02	0.01	0.005	0.01	0.2	0.1	0.01	5	0.05	0.01
ZZ45501		4.40	20.8	3.32	7.94	0.07	<0.02	0.05	0.044	0.28	21.3	29.9	0.59	487	0.94	0.01
ZZ45502		2.63	12.1	2.56	5.01	0.05	0.02	0.08	0.030	0.10	18.6	20.6	0.36	414	0.98	0.01
ZZ45503		15.85	65.2	5.66	10.55	0.09	<0.02	0.07	0.051	0.68	21.0	56.7	0.74	502	1.03	0.03
ZZ45504		24.3	70.8	5.61	9.91	0.09	0.02	0.02	0.052	0.68	23.8	66.3	0.79	485	0.67	0.03
ZZ45505		9.59	36.0	4.25	7.59	0.06	<0.02	0.03	0.035	0.27	13.4	24.2	0.40	266	0.52	0.02
ZZ45506		5.52	28.6	2.50	5.48	0.05	<0.02	0.03	0.029	0.17	13.7	18.5	0.27	253	0.45	0.02
ZZ45507		6.98	27.9	4.34	7.48	0.06	<0.02	0.04	0.036	0.30	17.4	27.0	0.45	393	0.65	0.02
ZZ45508		7.80	35.0	5.80	8.08	0.11	<0.02	0.05	0.050	0.45	22.0	31.7	0.44	784	2.57	0.02
ZZ45509		9.40	36.4	4.40	7.72	0.07	<0.02	0.01	0.044	0.24	25.3	36.2	0.53	712	0.95	0.01
ZZ45510		8.21	41.0	4.18	7.20	0.06	<0.02	0.03	0.050	0.17	19.2	29.1	0.43	711	1.11	0.01
ZZ45511		5.56	30.5	2.89	6.29	0.05	<0.02	0.01	0.032	0.14	19.0	23.0	0.39	510	0.92	0.02
ZZ45512		4.90	21.6	2.88	5.66	0.06	<0.02	0.06	0.032	0.22	19.9	23.0	0.38	587	0.76	0.01
ZZ45513		6.31	26.5	3.08	6.57	0.05	<0.02	0.03	0.034	0.18	20.8	24.4	0.40	580	0.89	0.02
ZZ45514		5.61	22.8	2.41	5.43	<0.05	<0.02	0.01	0.028	0.11	13.7	18.8	0.30	688	0.86	0.02
ZZ45515		1.54	4.0	0.68	3.87	<0.05	<0.02	<0.01	0.011	0.04	4.9	2.0	0.07	36	0.65	0.02
ZZ45516		12.75	54.2	4.38	12.65	0.07	0.02	0.05	0.153	0.36	23.0	74.8	1.15	819	1.42	0.01
ZZ45517		0.10	2.3	0.21	0.78	<0.05	0.02	<0.01	0.006	0.03	1.0	0.5	0.03	16	0.07	0.04
ZZ45518		4.12	23.6	2.58	7.88	0.07	0.03	0.01	0.036	0.22	17.9	36.3	0.74	288	0.40	0.03
ZZ45519		3.73	21.4	2.28	8.32	0.07	0.02	0.06	0.038	0.15	21.6	31.6	0.58	283	0.81	0.02
ZZ45520		5.14	21.1	2.27	7.92	0.13	0.12	0.02	0.029	0.29	26.3	31.2	0.74	375	0.42	0.05
ZZ45521		3.99	19.4	1.96	7.46	0.10	0.03	0.02	0.027	0.21	23.3	30.3	0.66	197	0.44	0.02
ZZ45522		2.21	30.1	1.30	5.78	0.06	0.04	0.03	0.013	0.08	13.5	16.0	0.33	234	0.48	0.04
ZZ45523		4.46	19.9	2.98	10.70	0.05	0.03	0.05	0.054	0.12	16.9	25.6	0.43	229	2.35	0.01
ZZ45524		7.59	38.0	3.19	10.35	0.09	0.06	0.05	0.059	0.29	25.7	43.6	0.87	419	1.86	0.02
ZZ45525		7.67	44.7	3.03	13.55	0.09	0.06	0.08	0.043	0.30	18.7	39.3	0.79	483	1.48	0.02
ZZ45526		8.56	227	6.82	7.79	0.15	0.06	0.05	0.290	0.12	58.9	23.7	0.43	637	51.5	<0.01
ZZ45527		4.01	21.6	2.27	6.16	<0.05	<0.02	0.07	0.034	0.10	12.1	21.2	0.42	252	2.64	0.01
ZZ45528		4.00	21.7	1.35	3.78	<0.05	<0.02	0.03	0.025	0.03	10.9	9.1	0.14	78	0.60	0.03
ZZ45529		4.78	30.9	2.85	8.08	0.06	<0.02	0.04	0.056	0.10	21.9	32.3	0.65	338	2.37	0.01
ZZ45530		4.86	41.0	2.86	8.20	0.07	0.03	0.03	0.056	0.10	23.5	34.8	0.81	320	2.06	0.01
ZZ45531		4.79	25.2	2.64	7.90	0.08	0.03	0.03	0.041	0.10	22.0	39.3	0.84	410	1.41	0.01
ZZ45532		5.88	31.4	2.90	8.59	0.08	0.05	0.04	0.042	0.12	25.9	46.4	0.98	435	1.30	0.01
ZZ45533		6.67	50.6	1.98	7.41	0.07	0.07	0.03	0.032	0.09	26.5	26.9	0.54	275	1.02	0.03
ZZ45534		7.11	38.7	3.15	11.30	0.07	0.02	0.03	0.030	0.12	23.0	50.7	1.18	522	1.36	0.02
ZZ45535		0.51	10.7	0.92	2.38	<0.05	<0.02	<0.01	<0.005	0.02	3.0	1.9	0.07	71	0.24	0.03
ZZ45536		0.65	16.7	0.61	2.59	<0.05	0.04	0.01	0.006	0.02	4.6	2.4	0.06	140	0.35	0.03
ZZ45537		3.34	18.0	2.56	8.89	<0.05	<0.02	0.01	0.027	0.08	14.5	20.8	0.44	301	1.53	0.01
ZZ45538		3.87	14.4	1.98	7.88	0.05	<0.02	0.09	0.019	0.08	17.0	14.9	0.40	170	1.11	0.01
ZZ45539		3.63	22.8	2.10	6.30	0.09	0.05	0.02	0.029	0.17	21.9	26.5	0.70	430	0.95	0.03
ZZ45540		4.90	24.7	3.37	11.45	0.08	0.09	0.08	0.043	0.17	16.8	46.0	1.11	307	1.86	0.05

***** See Appendix Page for comments regarding this certificate *****

ALS Canada Ltd.
2103 Dollarton Hwy
North Vancouver BC V7H 0A7
Phone: 604 984 0221 Fax: 604 984 0218 www.alsglobal.com

To: **SILVER RANGE RESOURCES LTD.**
C/O ARCHER, CATHRO & ASSOCIATES (1981) LIMITED
1016-510 W HASTINGS ST
VANCOUVER BC V6B 1L8

Finalized Date: 2-AUG-2012
Account: RANSIL

Project: Keg-Group 7

CERTIFICATE OF ANALYSIS WH12172342

Sample Description	Method	ME-MS41	ME-MS41	ME-MS41	ME-MS41	ME-MS41	ME-MS41	ME-MS41	ME-MS41	ME-MS41	ME-MS41	ME-MS41	ME-MS41	ME-MS41	ME-MS41	ME-MS41
	Analyte	Nb	Ni	P	Pb	Rb	Re	S	Sb	Sc	Se	Sn	Sr	Ta	Te	Th
	Units	ppm	ppm	ppm	ppm	ppm	ppm	%	ppm	ppm	ppm	ppm	ppm	ppm	ppm	ppm
	LOR	0.05	0.2	10	0.2	0.1	0.001	0.01	0.05	0.1	0.2	0.2	0.2	0.01	0.01	0.2
ZZ45501		1.89	12.4	650	18.3	45.2	<0.001	0.05	0.70	4.9	0.3	2.3	12.6	<0.01	0.01	5.0
ZZ45502		1.10	13.5	620	15.9	15.7	<0.001	0.05	0.95	2.7	0.6	0.8	12.7	<0.01	0.04	2.3
ZZ45503		2.96	13.8	930	13.5	97.4	<0.001	0.30	0.52	6.9	0.8	3.3	13.2	<0.01	0.04	4.1
ZZ45504		2.47	21.4	810	13.8	95.5	<0.001	0.27	0.49	7.6	0.6	3.7	15.6	<0.01	0.03	7.0
ZZ45505		1.31	9.5	670	9.8	42.6	<0.001	0.12	0.31	4.1	0.3	1.8	11.3	<0.01	0.03	2.2
ZZ45506		1.01	8.6	650	9.5	28.8	<0.001	0.08	0.33	2.9	0.6	1.4	9.7	<0.01	0.03	1.0
ZZ45507		1.32	11.8	810	11.7	44.9	<0.001	0.11	0.46	4.2	0.5	1.8	14.4	<0.01	0.01	2.3
ZZ45508		1.66	27.2	750	13.1	59.5	<0.001	0.08	0.43	6.1	0.7	2.0	8.8	<0.01	0.03	5.6
ZZ45509		1.21	23.9	840	18.1	39.8	<0.001	0.05	0.87	5.0	0.8	1.9	13.2	<0.01	0.02	4.5
ZZ45510		0.90	28.0	920	27.0	30.4	<0.001	0.06	1.99	3.2	0.8	1.7	12.9	<0.01	0.04	1.6
ZZ45511		1.06	17.8	750	15.2	24.7	<0.001	0.04	1.21	3.3	0.7	1.2	13.8	<0.01	0.03	2.3
ZZ45512		0.92	14.0	660	15.3	32.5	<0.001	0.04	1.24	2.9	0.5	1.3	15.4	<0.01	0.02	1.7
ZZ45513		1.03	15.6	810	16.4	29.5	<0.001	0.05	1.21	3.3	0.7	1.4	13.5	<0.01	0.02	2.1
ZZ45514		0.51	12.6	780	20.3	21.3	<0.001	0.07	1.13	1.5	0.4	1.1	14.3	<0.01	0.02	0.5
ZZ45515		0.72	2.4	220	11.6	6.8	<0.001	0.03	1.95	0.6	<0.2	0.8	5.5	<0.01	0.02	0.4
ZZ45516		2.43	32.8	750	126.0	51.5	<0.001	0.04	20.4	6.7	0.8	2.3	22.6	<0.01	0.03	4.8
ZZ45517		0.14	0.6	260	0.8	1.3	<0.001	0.02	0.06	0.3	<0.2	<0.2	7.7	<0.01	0.02	<0.2
ZZ45518		1.87	17.1	680	23.8	28.8	<0.001	0.07	2.48	4.0	0.4	1.0	30.6	<0.01	0.01	4.1
ZZ45519		1.83	18.8	670	17.4	28.7	<0.001	0.04	1.55	3.8	0.6	0.9	31.1	<0.01	0.03	3.6
ZZ45520		1.19	14.5	780	21.4	41.3	0.001	<0.01	1.95	5.1	0.8	1.1	38.2	<0.01	0.01	10.8
ZZ45521		2.12	15.3	750	18.7	32.9	0.001	0.01	1.52	4.6	0.5	1.1	29.2	<0.01	0.01	7.7
ZZ45522		1.17	8.4	860	12.7	9.9	<0.001	0.08	0.77	1.4	<0.2	0.5	28.1	<0.01	0.03	0.9
ZZ45523		2.66	14.9	480	42.3	20.5	<0.001	0.02	4.56	3.1	0.4	2.4	10.4	0.01	0.02	5.7
ZZ45524		2.14	25.5	790	46.8	42.6	<0.001	0.06	4.90	4.7	0.9	1.7	42.2	<0.01	0.03	4.6
ZZ45525		1.78	30.2	1220	27.7	48.1	<0.001	0.09	3.30	3.7	1.2	1.2	49.3	<0.01	0.04	2.5
ZZ45526		0.36	50.7	1630	112.0	13.4	0.001	0.10	39.7	5.1	4.2	1.1	35.8	<0.01	0.19	27.0
ZZ45527		0.87	16.0	890	35.4	14.9	<0.001	0.04	3.22	1.3	0.6	1.1	11.7	<0.01	0.01	0.6
ZZ45528		0.35	10.4	370	11.2	5.4	0.001	0.03	1.87	0.8	0.8	0.5	16.2	<0.01	0.02	0.2
ZZ45529		1.91	22.3	590	49.7	16.4	<0.001	0.02	7.97	3.3	1.0	2.0	18.6	0.01	0.03	4.4
ZZ45530		2.18	25.1	750	51.4	17.7	0.001	0.02	6.98	3.8	0.9	2.0	24.1	<0.01	0.02	6.9
ZZ45531		2.13	24.0	620	36.2	16.9	0.001	0.01	5.18	3.8	0.7	1.4	29.9	<0.01	0.01	7.0
ZZ45532		1.66	28.7	480	39.1	22.2	<0.001	<0.01	4.12	4.9	0.8	1.6	39.6	<0.01	0.01	8.9
ZZ45533		1.42	17.6	920	19.1	15.2	<0.001	0.08	2.64	2.3	1.9	1.1	49.3	<0.01	0.04	1.2
ZZ45534		1.89	26.0	890	23.7	21.1	<0.001	0.06	1.92	3.5	0.9	1.2	50.8	<0.01	0.03	1.5
ZZ45535		0.29	2.4	400	2.1	1.8	<0.001	0.03	0.41	0.4	0.4	0.2	16.1	<0.01	0.01	<0.2
ZZ45536		0.49	2.6	610	3.5	2.5	<0.001	0.06	0.53	0.4	0.4	0.2	26.1	0.01	<0.01	0.2
ZZ45537		1.03	14.5	630	15.1	17.0	0.001	0.04	1.28	1.5	0.5	1.2	31.5	<0.01	0.02	0.4
ZZ45538		0.85	11.6	530	15.2	17.7	<0.001	0.04	0.83	1.1	0.5	0.9	24.2	<0.01	0.03	0.3
ZZ45539		1.48	18.3	830	24.9	25.0	<0.001	0.01	2.64	3.9	0.8	1.1	51.8	<0.01	0.01	6.6
ZZ45540		2.42	27.1	700	17.5	28.0	<0.001	0.06	1.24	6.0	0.4	1.3	53.0	<0.01	0.01	4.7

***** See Appendix Page for comments regarding this certificate *****

ALS Canada Ltd.
2103 Dollarton Hwy
North Vancouver BC V7H 0A7
Phone: 604 984 0221 Fax: 604 984 0218 www.alsglobal.com

To: **SILVER RANGE RESOURCES LTD.**
C/O ARCHER, CATHRO & ASSOCIATES (1981) LIMITED
1016-510 W HASTINGS ST
VANCOUVER BC V6B 1L8

Finalized Date: 2-AUG-2012
Account: RANSIL

Project: Keg-Group 7

CERTIFICATE OF ANALYSIS WH12172342

Sample Description	Method	ME-MS41	ME-MS41	ME-MS41	ME-MS41	ME-MS41	ME-MS41	ME-MS41	ME-MS41
	Analyte	Ti	Tl	U	V	W	Y	Zn	Zr
	Units	%	ppm	ppm	ppm	ppm	ppm	ppm	ppm
	LOR	0.005	0.02	0.05	1	0.05	0.05	2	0.5
ZZ45501		0.111	0.34	2.18	49	0.53	6.79	73	<0.5
ZZ45502		0.051	0.19	0.99	40	0.38	5.17	67	0.6
ZZ45503		0.137	0.61	1.93	62	0.91	5.87	75	0.6
ZZ45504		0.150	0.70	2.14	59	1.52	7.78	91	0.7
ZZ45505		0.097	0.40	1.65	57	0.81	3.65	50	<0.5
ZZ45506		0.061	0.30	2.12	32	0.75	6.69	37	<0.5
ZZ45507		0.087	0.36	1.61	54	0.87	4.79	63	<0.5
ZZ45508		0.104	0.42	2.55	46	0.90	5.66	59	<0.5
ZZ45509		0.077	0.40	4.32	48	3.47	10.15	95	<0.5
ZZ45510		0.050	0.37	6.67	43	2.62	10.05	97	<0.5
ZZ45511		0.060	0.27	2.46	42	1.57	9.23	77	<0.5
ZZ45512		0.063	0.31	2.43	36	4.45	8.95	70	<0.5
ZZ45513		0.063	0.33	2.96	40	2.52	10.15	70	<0.5
ZZ45514		0.035	0.28	2.62	35	3.31	6.82	66	<0.5
ZZ45515		0.055	0.08	0.32	29	0.52	0.86	16	<0.5
ZZ45516		0.114	0.43	1.52	93	1.81	6.54	210	0.8
ZZ45517		0.019	<0.02	0.05	6	<0.05	0.41	4	0.5
ZZ45518		0.098	0.23	1.11	46	1.92	6.89	99	0.8
ZZ45519		0.063	0.25	1.46	43	1.08	8.27	89	0.8
ZZ45520		0.117	0.27	1.07	40	0.84	11.50	73	4.4
ZZ45521		0.098	0.24	1.12	41	1.03	9.48	79	1.2
ZZ45522		0.051	0.13	0.94	28	0.82	7.40	36	1.6
ZZ45523		0.090	0.18	1.00	65	0.78	4.03	86	1.6
ZZ45524		0.084	0.34	3.25	62	0.68	12.85	136	2.0
ZZ45525		0.064	0.32	5.17	55	0.78	13.15	190	1.8
ZZ45526		0.014	0.27	23.4	92	0.74	25.1	413	4.9
ZZ45527		0.043	0.18	1.26	46	0.49	3.99	81	<0.5
ZZ45528		0.033	0.10	1.43	31	0.29	11.45	32	<0.5
ZZ45529		0.063	0.21	1.38	53	0.80	8.44	87	0.5
ZZ45530		0.068	0.22	1.42	51	0.82	9.34	91	1.0
ZZ45531		0.073	0.20	1.19	46	0.84	9.75	80	1.0
ZZ45532		0.080	0.25	1.41	50	0.67	12.20	98	1.9
ZZ45533		0.051	0.19	3.11	39	0.36	26.0	91	2.0
ZZ45534		0.081	0.30	2.08	61	0.53	12.10	108	0.7
ZZ45535		0.042	0.06	0.41	30	0.05	1.84	15	0.5
ZZ45536		0.027	0.08	0.42	15	0.19	2.71	11	1.5
ZZ45537		0.040	0.20	0.94	50	0.36	4.75	69	<0.5
ZZ45538		0.041	0.18	0.72	46	0.50	5.19	40	<0.5
ZZ45539		0.062	0.19	1.70	37	0.76	11.60	80	1.9
ZZ45540		0.074	0.27	3.19	54	0.38	8.43	118	2.6

***** See Appendix Page for comments regarding this certificate *****

ALS Canada Ltd.
2103 Dollarton Hwy
North Vancouver BC V7H 0A7
Phone: 604 984 0221 Fax: 604 984 0218 www.alsglobal.com

To: **SILVER RANGE RESOURCES LTD.**
C/O ARCHER, CATHRO & ASSOCIATES (1981) LIMITED
1016-510 W HASTINGS ST
VANCOUVER BC V6B 1L8

Finalized Date: 2-AUG-2012
Account: RANSIL

Project: Keg-Group 7

CERTIFICATE OF ANALYSIS WH12172342

Sample Description	Method	WEI-21	Au-ICP21	ME-MS41	ME-MS41	ME-MS41	ME-MS41	ME-MS41	ME-MS41	ME-MS41	ME-MS41	ME-MS41	ME-MS41	ME-MS41	ME-MS41	ME-MS41
	Analyte	Recvd Wt.	Au	Ag	Al	As	Au	B	Ba	Be	Bi	Ca	Cd	Ce	Co	Cr
	Units	kg	ppm	ppm	%	ppm	ppm	ppm	ppm	ppm	ppm	%	ppm	ppm	ppm	ppm
	LOR	0.02	0.001	0.01	0.01	0.1	0.2	10	10	0.05	0.01	0.01	0.01	0.02	0.1	1
ZZ45541		0.26	0.001	0.13	1.38	11.9	<0.2	<10	100	0.72	0.80	0.13	0.22	30.4	5.5	12
ZZ45542		0.24	0.002	0.11	1.36	12.7	<0.2	<10	110	0.67	0.55	0.10	0.24	31.4	7.1	14
ZZ45543		0.24	0.004	0.12	1.22	8.4	<0.2	<10	80	0.59	0.59	0.09	0.18	23.4	4.3	14
ZZ45544		0.26	0.003	0.12	2.25	18.3	<0.2	<10	160	0.96	3.98	0.10	0.30	28.4	5.9	22
ZZ45545		0.36	0.002	0.12	1.06	6.5	<0.2	<10	190	0.63	0.79	0.39	0.32	63.5	6.2	12
ZZ45546		0.50	0.001	0.19	1.68	7.2	<0.2	<10	230	0.99	1.19	0.35	0.25	60.0	6.9	16
ZZ45547		0.24	0.001	0.17	1.94	14.0	<0.2	<10	140	0.85	1.10	0.23	0.29	48.8	8.2	17
ZZ45548		0.26	0.002	0.19	1.91	11.2	<0.2	<10	110	1.36	3.02	0.25	0.22	33.5	7.2	19
ZZ45549		0.37	<0.001	0.19	1.76	8.7	<0.2	<10	180	1.36	0.72	0.24	0.19	62.4	7.7	20
ZZ45550		0.17	0.001	0.26	0.84	1.6	<0.2	<10	80	0.83	0.36	0.10	0.16	25.4	1.8	4
ZZ45551		0.26	0.002	0.17	1.68	11.7	<0.2	<10	180	1.26	0.34	0.15	0.26	45.1	6.7	15
ZZ45552		0.29	0.002	0.20	2.24	21.9	<0.2	<10	130	1.19	0.54	0.14	0.47	43.8	6.5	15
ZZ45553		0.33	0.002	0.50	1.79	17.5	<0.2	<10	110	2.82	5.50	0.10	0.43	41.3	12.9	14
ZZ45554		0.30	0.001	0.14	1.71	12.2	<0.2	<10	180	0.70	0.28	0.12	0.29	36.4	5.9	15
ZZ45555		0.28	0.001	0.20	1.83	13.3	<0.2	<10	190	0.88	0.20	0.18	0.57	39.5	7.8	14
ZZ45556		0.19	0.003	0.16	1.08	11.4	<0.2	<10	110	0.81	0.24	0.16	0.46	35.8	6.2	10
ZZ45557		0.27	0.004	0.25	1.78	55.2	<0.2	<10	130	2.51	3.74	0.13	0.33	50.0	20.3	25
ZZ45558		0.34	0.006	0.73	1.50	211	<0.2	<10	60	3.54	12.40	0.16	0.54	26.5	17.5	9
ZZ45559		0.33	0.003	0.20	1.37	145.0	<0.2	<10	80	1.92	5.82	0.10	0.41	28.3	12.4	13
ZZ45560		0.17	0.003	0.10	1.05	4.1	<0.2	<10	130	0.36	0.20	0.33	0.18	25.8	3.2	15
ZZ45561		0.36	0.003	0.30	2.66	20.7	<0.2	<10	200	1.27	0.39	0.42	0.31	43.4	9.8	30
ZZ45562		0.23	0.002	0.33	1.17	18.0	<0.2	<10	120	0.79	0.20	0.99	2.09	28.7	10.9	10
ZZ45563		0.22	0.002	0.28	2.98	26.6	<0.2	<10	370	1.52	0.35	0.49	0.96	27.1	23.8	49
ZZ45564		0.23	0.001	0.29	2.61	83.4	<0.2	<10	210	1.28	0.61	0.15	0.22	34.1	11.4	37
ZZ45565		0.19	0.003	0.29	0.73	79.4	<0.2	<10	60	0.44	0.44	0.23	0.84	20.1	4.0	10
ZZ45566		0.19	0.002	1.38	0.79	76.8	<0.2	<10	80	0.31	1.07	0.14	1.76	24.6	3.8	15
ZZ45567		0.24	0.010	4.39	2.45	250	<0.2	<10	210	1.99	3.08	1.02	0.95	48.8	9.4	28
ZZ45568		0.25	0.006	4.56	2.49	268	<0.2	<10	210	2.09	2.99	1.01	1.01	52.2	10.0	31
ZZ45569		0.27	0.004	1.73	1.74	125.5	<0.2	<10	90	2.98	0.74	1.17	0.45	34.2	9.4	28
ZZ45570		0.32	0.003	0.58	1.80	309	<0.2	<10	150	1.05	3.70	0.25	0.63	36.1	10.7	28
ZZ45571		0.16	0.002	0.94	1.19	77.2	<0.2	<10	120	0.61	0.67	0.57	0.66	17.10	5.8	13
ZZ45572		0.20	0.002	1.59	0.72	138.0	<0.2	<10	50	0.21	0.77	0.15	0.70	12.90	3.3	11
ZZ45573		0.25	<0.001	0.14	0.44	16.6	<0.2	<10	30	0.08	0.14	0.11	0.11	4.26	0.6	1
ZZ45574		0.19	0.001	0.78	1.00	91.8	<0.2	<10	70	0.56	0.45	0.39	0.63	13.65	2.2	8
ZZ45575		0.24	0.001	1.72	2.08	180.5	<0.2	<10	160	1.48	0.52	0.48	0.59	29.6	6.8	23
ZZ45576		0.29	0.005	2.45	2.42	376	<0.2	<10	160	1.49	3.18	0.23	0.32	46.3	6.7	30
ZZ45577		0.28	0.001	0.86	1.07	98.3	<0.2	<10	80	0.62	0.93	0.36	0.52	24.3	3.9	11
ZZ45578		0.26	<0.001	0.14	1.38	10.2	<0.2	<10	100	0.67	0.25	0.54	0.32	25.6	4.6	17
ZZ45579		0.20	0.001	0.21	1.32	5.1	<0.2	<10	130	0.68	0.26	1.55	1.26	27.4	4.7	19
ZZ45580		0.19	0.001	0.33	0.61	6.1	<0.2	<10	40	0.35	0.15	0.16	0.10	7.50	2.8	7

***** See Appendix Page for comments regarding this certificate *****

ALS Canada Ltd.
2103 Dollarton Hwy
North Vancouver BC V7H 0A7
Phone: 604 984 0221 Fax: 604 984 0218 www.alsglobal.com

To: **SILVER RANGE RESOURCES LTD.**
C/O ARCHER, CATHRO & ASSOCIATES (1981) LIMITED
1016-510 W HASTINGS ST
VANCOUVER BC V6B 1L8

Finalized Date: 2-AUG-2012
Account: RANSIL

Project: Keg-Group 7

CERTIFICATE OF ANALYSIS WH12172342

Sample Description	Method	ME-MS41	ME-MS41	ME-MS41	ME-MS41	ME-MS41	ME-MS41	ME-MS41	ME-MS41	ME-MS41	ME-MS41	ME-MS41	ME-MS41	ME-MS41	ME-MS41	ME-MS41
	Analyte	Cs	Cu	Fe	Ga	Ge	Hf	Hg	In	K	La	Li	Mg	Mn	Mo	Na
	Units	ppm	ppm	%	ppm	ppm	ppm	ppm	ppm	%	ppm	ppm	%	ppm	ppm	%
	LOR	0.05	0.2	0.01	0.05	0.05	0.02	0.01	0.005	0.01	0.2	0.1	0.01	5	0.05	0.01
ZZ45541		3.42	15.8	1.94	6.73	<0.05	<0.02	0.02	0.019	0.08	14.3	16.1	0.24	341	1.01	0.01
ZZ45542		4.29	16.6	2.07	6.90	0.05	<0.02	0.03	0.023	0.09	15.6	17.4	0.28	336	1.09	0.01
ZZ45543		2.66	23.0	1.89	6.64	<0.05	<0.02	0.04	0.020	0.05	10.5	12.4	0.19	194	1.21	0.01
ZZ45544		5.60	19.1	3.53	11.70	<0.05	0.02	0.06	0.042	0.10	14.3	16.3	0.32	452	2.63	<0.01
ZZ45545		2.24	11.1	1.76	5.15	0.10	0.05	0.07	0.023	0.12	29.2	18.3	0.37	353	0.54	0.02
ZZ45546		3.37	15.9	2.26	7.34	0.10	0.06	0.07	0.037	0.18	29.9	26.9	0.53	256	0.57	0.01
ZZ45547		4.39	12.7	2.50	7.52	0.07	0.02	0.07	0.035	0.17	23.6	30.6	0.50	448	0.78	0.01
ZZ45548		3.86	23.2	2.64	8.98	0.06	<0.02	0.03	0.033	0.14	16.4	32.5	0.52	296	0.82	0.01
ZZ45549		4.18	15.3	2.53	8.54	0.09	0.02	0.02	0.038	0.18	28.2	33.1	0.59	299	0.64	0.01
ZZ45550		1.41	15.1	0.50	3.25	<0.05	0.02	0.03	0.010	0.04	12.3	4.2	0.06	135	0.46	0.03
ZZ45551		3.38	16.3	2.24	6.73	0.07	<0.02	0.13	0.027	0.06	21.7	18.8	0.32	317	1.03	0.01
ZZ45552		3.54	15.0	2.41	10.20	0.07	<0.02	0.10	0.027	0.11	19.0	22.6	0.31	379	1.28	0.01
ZZ45553		6.37	46.4	2.76	7.58	0.07	<0.02	0.04	0.065	0.14	17.9	29.9	0.38	556	0.78	0.01
ZZ45554		2.32	9.4	2.26	6.78	<0.05	<0.02	0.05	0.024	0.07	17.3	17.6	0.27	232	1.22	0.01
ZZ45555		2.57	11.7	2.15	5.22	0.07	0.10	0.09	0.029	0.08	19.9	19.6	0.37	306	0.76	0.02
ZZ45556		1.94	10.7	1.69	4.00	0.06	0.03	0.09	0.022	0.07	17.4	16.3	0.27	329	0.75	0.02
ZZ45557		7.10	40.2	3.64	6.96	0.09	0.02	0.05	0.035	0.17	23.2	30.1	0.44	769	0.93	0.02
ZZ45558		4.51	103.5	3.12	4.31	0.05	0.03	0.06	0.166	0.11	12.7	19.2	0.25	691	1.31	0.02
ZZ45559		5.01	36.4	3.17	5.55	0.06	<0.02	0.08	0.028	0.14	13.9	20.8	0.28	906	1.30	0.02
ZZ45560		2.81	8.1	0.96	6.06	0.05	<0.02	0.05	0.014	0.07	15.2	9.1	0.22	294	0.65	0.02
ZZ45561		5.42	30.4	2.41	8.91	0.14	0.06	0.05	0.030	0.29	24.5	40.7	0.81	274	0.46	0.03
ZZ45562		1.54	24.7	1.11	4.01	0.05	0.02	0.08	0.014	0.08	11.5	9.9	0.24	3070	2.01	0.04
ZZ45563		5.12	30.6	3.24	12.70	0.10	0.02	0.07	0.040	0.50	14.6	65.7	1.52	618	1.73	0.03
ZZ45564		6.05	29.9	3.11	10.70	0.08	<0.02	0.06	0.042	0.28	16.7	44.4	0.88	463	2.11	0.02
ZZ45565		3.02	43.5	1.85	3.45	<0.05	0.02	0.04	0.033	0.04	7.5	3.4	0.08	612	3.44	0.03
ZZ45566		5.18	14.4	1.60	5.98	0.05	<0.02	0.09	0.053	0.09	12.0	9.5	0.24	266	2.88	0.02
ZZ45567		10.85	106.0	3.13	7.43	0.12	0.08	0.12	0.152	0.11	34.6	37.0	1.05	905	2.42	0.02
ZZ45568		11.10	106.5	3.16	7.87	0.10	0.08	0.12	0.161	0.12	35.5	39.5	1.07	908	2.72	0.02
ZZ45569		9.51	74.4	2.28	5.33	0.10	0.08	0.10	0.044	0.06	27.9	27.8	0.79	296	0.84	0.02
ZZ45570		11.45	59.7	3.31	7.03	0.07	<0.02	0.04	0.119	0.12	17.3	31.4	0.75	446	4.46	0.02
ZZ45571		5.16	27.4	1.94	4.62	0.05	<0.02	0.06	0.028	0.06	11.2	11.4	0.29	409	1.11	0.04
ZZ45572		3.64	16.7	1.30	3.37	<0.05	<0.02	0.04	0.024	0.04	6.1	7.6	0.18	141	1.26	0.03
ZZ45573		0.82	4.6	0.30	1.57	<0.05	0.02	0.02	<0.005	0.04	2.0	0.7	0.02	23	0.20	0.05
ZZ45574		3.69	30.2	0.99	3.39	<0.05	0.02	0.04	0.019	0.04	8.0	6.2	0.17	93	0.61	0.04
ZZ45575		6.00	35.1	2.13	6.98	0.06	<0.02	0.05	0.025	0.11	17.5	23.9	0.60	423	1.52	0.03
ZZ45576		9.04	83.5	3.40	7.82	0.08	0.02	0.06	0.134	0.09	31.0	31.9	0.68	269	5.83	0.02
ZZ45577		3.67	34.4	1.56	3.43	0.06	0.05	0.03	0.049	0.06	14.8	10.3	0.24	148	3.10	0.04
ZZ45578		2.67	12.8	1.71	5.22	0.05	<0.02	0.03	0.021	0.05	14.2	13.7	0.47	324	0.96	0.03
ZZ45579		2.51	13.9	1.38	5.37	0.06	0.04	0.05	0.014	0.10	16.2	12.6	0.45	513	0.74	0.04
ZZ45580		2.14	8.2	1.18	2.88	<0.05	<0.02	0.05	0.007	0.02	3.6	4.5	0.14	121	0.56	0.03

***** See Appendix Page for comments regarding this certificate *****

ALS Canada Ltd.
2103 Dollarton Hwy
North Vancouver BC V7H 0A7
Phone: 604 984 0221 Fax: 604 984 0218 www.alsglobal.com

To: **SILVER RANGE RESOURCES LTD.**
C/O ARCHER, CATHRO & ASSOCIATES (1981) LIMITED
1016-510 W HASTINGS ST
VANCOUVER BC V6B 1L8

Finalized Date: 2-AUG-2012
Account: RANSIL

Project: Keg-Group 7

CERTIFICATE OF ANALYSIS WH12172342

Sample Description	Method	ME-MS41	ME-MS41	ME-MS41	ME-MS41	ME-MS41	ME-MS41	ME-MS41	ME-MS41	ME-MS41	ME-MS41	ME-MS41	ME-MS41	ME-MS41	ME-MS41	ME-MS41
	Analyte	Nb	Ni	P	Pb	Rb	Re	S	Sb	Sc	Se	Sn	Sr	Ta	Te	Th
	Units	ppm	ppm	ppm	ppm	ppm	ppm	%	ppm	ppm	ppm	ppm	ppm	ppm	ppm	ppm
	LOR	0.05	0.2	10	0.2	0.1	0.001	0.01	0.05	0.1	0.2	0.2	0.2	0.01	0.01	0.2
ZZ45541		0.94	8.4	790	14.6	16.3	<0.001	0.02	0.64	1.5	0.5	1.0	11.0	<0.01	0.02	0.7
ZZ45542		1.25	10.7	660	15.4	16.6	<0.001	0.04	0.73	1.8	0.6	1.1	11.6	<0.01	0.02	0.8
ZZ45543		0.72	9.7	830	13.3	11.5	<0.001	0.06	0.65	0.7	0.9	0.8	10.6	<0.01	0.02	0.2
ZZ45544		1.76	13.7	640	36.7	23.0	<0.001	0.02	1.25	3.6	0.5	1.9	12.5	<0.01	0.05	2.5
ZZ45545		1.10	9.2	1020	14.0	18.9	<0.001	<0.01	0.69	4.3	0.9	1.2	25.8	<0.01	0.02	10.2
ZZ45546		1.98	10.1	740	16.1	26.8	<0.001	<0.01	0.78	5.8	1.0	1.5	24.0	<0.01	0.01	11.1
ZZ45547		2.33	11.1	890	18.3	26.2	<0.001	0.01	1.03	4.4	0.5	1.5	16.1	<0.01	0.02	6.0
ZZ45548		1.99	11.8	800	18.9	30.2	<0.001	0.02	0.68	3.6	0.6	1.7	16.9	<0.01	0.02	2.8
ZZ45549		1.88	12.0	620	14.8	35.9	<0.001	<0.01	0.74	6.4	0.7	1.8	19.6	<0.01	0.01	9.2
ZZ45550		0.54	2.5	430	4.3	6.2	<0.001	0.04	0.31	1.1	0.5	0.3	11.2	<0.01	<0.01	0.4
ZZ45551		0.70	12.3	820	16.6	12.8	<0.001	0.03	1.18	1.7	0.7	0.9	16.8	<0.01	0.02	0.6
ZZ45552		2.12	9.4	810	18.4	24.6	<0.001	0.06	1.05	2.1	1.1	1.3	20.8	0.01	0.01	1.2
ZZ45553		1.26	28.0	700	40.4	33.1	<0.001	0.03	1.15	3.2	0.7	1.5	9.6	<0.01	0.02	2.6
ZZ45554		1.29	11.8	540	13.0	13.2	0.001	0.02	0.90	2.7	0.5	0.9	15.5	<0.01	0.03	2.6
ZZ45555		1.67	15.3	490	12.0	13.0	<0.001	0.02	1.12	3.6	0.8	0.8	15.2	0.01	0.02	6.6
ZZ45556		1.23	12.8	620	10.5	11.1	0.001	0.03	0.96	2.0	0.5	0.6	11.8	<0.01	<0.01	3.6
ZZ45557		1.00	37.6	620	22.4	39.7	0.001	0.03	3.74	3.4	0.6	1.1	13.2	<0.01	0.01	5.3
ZZ45558		0.61	35.6	750	71.9	21.6	<0.001	0.04	10.60	1.5	0.8	1.0	20.8	<0.01	0.02	3.4
ZZ45559		1.21	17.8	710	20.1	25.1	<0.001	0.04	2.61	1.8	0.4	1.3	16.7	<0.01	0.01	1.7
ZZ45560		0.61	6.0	560	9.0	15.5	<0.001	0.05	0.43	0.7	<0.2	0.8	15.6	<0.01	0.01	0.3
ZZ45561		2.46	20.5	580	27.5	43.8	<0.001	0.02	1.69	4.7	0.6	1.0	32.1	<0.01	<0.01	7.9
ZZ45562		0.55	7.0	850	15.4	10.1	<0.001	0.16	1.46	0.7	0.6	0.3	42.8	<0.01	<0.01	0.4
ZZ45563		2.16	27.4	1160	19.9	43.8	<0.001	0.12	0.96	3.4	0.5	1.0	34.6	<0.01	0.02	1.3
ZZ45564		1.83	26.9	600	33.9	45.3	<0.001	0.05	2.85	3.7	0.4	1.3	12.9	<0.01	0.03	2.3
ZZ45565		0.12	11.1	1110	15.8	10.1	<0.001	0.07	14.50	0.2	0.3	0.8	16.1	<0.01	<0.01	<0.2
ZZ45566		1.04	10.3	480	25.9	21.4	<0.001	0.05	4.28	1.1	0.2	3.2	11.8	<0.01	0.02	0.9
ZZ45567		1.01	31.8	1950	72.9	20.2	0.001	0.15	7.51	2.7	1.8	4.8	52.4	0.01	0.04	2.3
ZZ45568		1.08	33.9	1950	74.1	21.0	<0.001	0.15	7.63	2.7	2.4	5.2	52.5	0.01	0.04	2.3
ZZ45569		0.85	23.8	1680	17.9	10.9	<0.001	0.15	2.19	1.8	1.9	0.7	50.0	0.01	0.01	1.9
ZZ45570		0.95	32.0	600	106.5	18.3	<0.001	0.04	20.5	2.1	0.7	4.1	21.2	<0.01	0.04	2.1
ZZ45571		0.41	12.4	1390	24.3	10.2	0.001	0.09	2.68	0.7	0.4	0.7	30.7	<0.01	0.02	0.2
ZZ45572		0.34	8.2	470	18.5	6.1	0.001	0.04	3.16	0.4	<0.2	0.9	12.1	<0.01	0.02	<0.2
ZZ45573		0.33	1.0	220	1.8	2.2	<0.001	0.02	0.17	0.2	<0.2	0.2	8.4	<0.01	<0.01	0.2
ZZ45574		0.46	6.5	860	18.7	6.3	<0.001	0.08	1.11	0.5	0.3	1.0	21.8	<0.01	<0.01	0.2
ZZ45575		0.74	16.6	1050	25.3	16.4	<0.001	0.10	2.26	1.1	1.0	0.9	31.7	<0.01	0.02	0.4
ZZ45576		0.87	30.1	1180	100.5	15.2	<0.001	0.10	14.40	1.2	1.9	4.1	25.3	<0.01	0.04	0.7
ZZ45577		0.61	14.1	650	31.1	7.8	0.001	0.06	6.70	1.0	0.8	1.3	20.8	0.01	0.01	1.1
ZZ45578		0.56	10.5	700	10.2	13.1	<0.001	0.06	0.57	0.9	0.3	0.6	27.7	<0.01	<0.01	0.4
ZZ45579		1.17	11.0	820	8.7	22.0	<0.001	0.10	0.57	1.2	0.5	0.6	57.7	0.01	0.01	0.8
ZZ45580		0.21	4.4	880	5.5	4.0	<0.001	0.06	0.67	0.2	<0.2	0.3	11.9	<0.01	<0.01	<0.2

***** See Appendix Page for comments regarding this certificate *****

ALS Canada Ltd.
2103 Dollarton Hwy
North Vancouver BC V7H 0A7
Phone: 604 984 0221 Fax: 604 984 0218 www.alsglobal.com

To: **SILVER RANGE RESOURCES LTD.**
C/O ARCHER, CATHRO & ASSOCIATES (1981) LIMITED
1016-510 W HASTINGS ST
VANCOUVER BC V6B 1L8

Finalized Date: 2-AUG-2012
Account: RANSIL

Project: Keg-Group 7

CERTIFICATE OF ANALYSIS WH12172342

Sample Description	Method	ME-MS41	ME-MS41	ME-MS41	ME-MS41	ME-MS41	ME-MS41	ME-MS41	ME-MS41
	Analyte	Ti	Tl	U	V	W	Y	Zn	Zr
	Units	%	ppm	ppm	ppm	ppm	ppm	ppm	ppm
	LOR	0.005	0.02	0.05	1	0.05	0.05	2	0.5
ZZ45541		0.041	0.17	1.85	36	0.86	4.95	46	<0.5
ZZ45542		0.051	0.20	1.80	37	0.83	5.13	52	<0.5
ZZ45543		0.028	0.13	1.86	35	0.60	3.47	41	<0.5
ZZ45544		0.026	0.36	1.72	77	1.48	4.34	85	<0.5
ZZ45545		0.077	0.19	1.41	32	0.43	17.70	52	2.2
ZZ45546		0.092	0.25	1.74	42	1.14	14.70	78	2.3
ZZ45547		0.077	0.27	1.21	43	0.70	12.10	72	0.6
ZZ45548		0.065	0.34	1.98	47	4.08	7.83	68	<0.5
ZZ45549		0.101	0.31	4.33	45	1.89	14.70	66	0.7
ZZ45550		0.025	0.11	2.46	16	0.19	8.79	14	0.7
ZZ45551		0.028	0.21	3.03	41	0.26	9.30	60	<0.5
ZZ45552		0.057	0.22	1.35	43	0.31	7.89	57	<0.5
ZZ45553		0.044	0.27	14.75	32	3.12	12.85	104	<0.5
ZZ45554		0.034	0.17	0.98	44	0.34	5.56	58	0.5
ZZ45555		0.049	0.19	1.08	35	0.61	7.18	57	2.8
ZZ45556		0.041	0.10	2.20	25	0.41	6.48	58	0.7
ZZ45557		0.035	0.25	19.55	34	5.07	10.80	96	<0.5
ZZ45558		0.013	0.28	30.5	17	8.77	12.80	140	0.7
ZZ45559		0.037	0.23	11.20	26	7.65	6.89	72	<0.5
ZZ45560		0.040	0.15	0.69	27	0.24	4.05	25	<0.5
ZZ45561		0.110	0.27	1.10	40	1.25	9.31	90	2.3
ZZ45562		0.029	0.51	1.11	28	0.32	8.73	36	0.6
ZZ45563		0.111	0.29	1.68	79	0.30	4.11	120	1.0
ZZ45564		0.100	0.29	1.21	70	0.54	4.66	91	0.6
ZZ45565		0.009	0.15	1.11	43	0.18	4.58	51	<0.5
ZZ45566		0.056	0.13	0.58	51	0.54	2.25	53	<0.5
ZZ45567		0.029	0.34	4.10	52	0.58	30.5	175	2.2
ZZ45568		0.030	0.34	4.03	55	0.59	31.1	183	2.3
ZZ45569		0.023	0.16	3.29	29	0.50	32.3	49	2.2
ZZ45570		0.051	0.24	1.73	65	0.85	6.16	187	<0.5
ZZ45571		0.042	0.16	1.00	47	0.21	7.71	63	<0.5
ZZ45572		0.028	0.09	0.57	29	0.42	1.88	44	<0.5
ZZ45573		0.019	0.02	0.15	8	0.06	0.60	6	0.7
ZZ45574		0.030	0.07	0.85	21	0.16	4.62	32	0.6
ZZ45575		0.037	0.21	1.91	40	0.40	8.99	67	<0.5
ZZ45576		0.022	0.45	5.27	73	0.71	10.55	151	0.6
ZZ45577		0.032	0.14	1.96	32	0.31	6.45	72	1.6
ZZ45578		0.030	0.11	0.83	30	0.23	6.13	46	<0.5
ZZ45579		0.045	0.12	0.51	28	0.14	8.64	52	1.5
ZZ45580		0.041	0.06	0.31	33	0.11	1.44	24	<0.5

***** See Appendix Page for comments regarding this certificate *****

ALS Canada Ltd.
2103 Dollarton Hwy
North Vancouver BC V7H 0A7
Phone: 604 984 0221 Fax: 604 984 0218 www.alsglobal.com

To: **SILVER RANGE RESOURCES LTD.**
C/O ARCHER, CATHRO & ASSOCIATES (1981) LIMITED
1016-510 W HASTINGS ST
VANCOUVER BC V6B 1L8

Finalized Date: 2-AUG-2012
Account: RANSIL

Project: Keg-Group 7

CERTIFICATE OF ANALYSIS WH12172342

Sample Description	Method	WEI-21	Au-ICP21	ME-MS41	ME-MS41	ME-MS41	ME-MS41	ME-MS41	ME-MS41	ME-MS41	ME-MS41	ME-MS41	ME-MS41	ME-MS41	ME-MS41	ME-MS41
	Analyte	Recvd Wt.	Au	Ag	Al	As	Au	B	Ba	Be	Bi	Ca	Cd	Ce	Co	Cr
	Units	kg	ppm	ppm	%	ppm	ppm	ppm	ppm	ppm	ppm	%	ppm	ppm	ppm	ppm
	LOR	0.02	0.001	0.01	0.01	0.1	0.2	10	10	0.05	0.01	0.01	0.01	0.02	0.1	1
ZZ45581		0.29	0.001	1.34	2.74	18.1	<0.2	<10	200	3.01	3.63	0.45	0.90	19.70	10.7	39
ZZ45582		0.18	<0.001	0.82	2.38	59.0	<0.2	<10	220	1.61	1.95	1.11	0.54	24.2	9.0	29
ZZ45583		0.33	0.001	1.05	3.06	57.1	<0.2	<10	260	2.06	1.67	0.81	1.19	32.0	11.2	42
ZZ45584		0.39	0.001	0.77	1.41	34.9	<0.2	<10	90	0.77	0.84	0.18	0.38	62.3	5.3	27
ZZ45585		0.34	0.003	0.77	1.41	69.6	<0.2	<10	90	0.79	0.58	0.14	0.46	45.9	5.8	24
ZZ45586		0.27	0.001	1.36	0.68	149.0	<0.2	<10	40	0.31	1.72	0.11	0.39	8.01	3.0	8
ZZ45587		0.25	0.003	1.06	2.24	139.0	<0.2	<10	140	2.00	2.12	1.83	2.20	29.9	19.6	27
ZZ45588		0.28	0.005	1.55	1.42	429	<0.2	<10	120	1.57	2.89	0.46	2.27	76.8	12.2	25
ZZ45589		0.28	0.006	3.01	2.05	555	<0.2	<10	130	1.60	9.51	0.27	1.54	55.1	14.7	29
ZZ45590		0.32	0.017	4.36	2.07	1480	<0.2	<10	140	1.90	21.2	0.39	1.21	33.6	10.1	28
ZZ45591		0.17	<0.001	0.73	0.53	59.0	<0.2	<10	50	0.47	0.45	0.09	0.90	6.81	3.5	8
ZZ45592		0.44	0.025	4.42	2.14	248	<0.2	<10	130	0.97	2.09	0.16	0.86	47.0	10.4	28
ZZ45593		0.58	0.024	6.14	2.00	575	<0.2	<10	160	1.08	2.04	0.16	1.19	62.0	10.9	28
ZZ45594		0.35	0.003	1.45	1.58	108.5	<0.2	<10	130	1.09	1.46	0.15	0.87	64.5	9.6	24
ZZ45595		0.34	0.007	1.74	1.76	214	<0.2	<10	120	1.00	1.20	0.12	0.81	69.0	11.6	26
ZZ45596		0.35	0.004	2.19	1.25	114.5	<0.2	<10	90	0.74	0.54	0.11	0.51	45.8	6.7	19
ZZ45597		0.34	0.003	1.80	1.97	120.5	<0.2	<10	110	1.61	0.88	0.16	1.37	85.6	18.1	33
ZZ45598		0.23	0.002	0.98	1.35	39.2	<0.2	<10	80	0.76	0.56	0.18	0.41	45.9	4.9	21
ZZ45599		0.28	0.001	1.16	1.33	51.4	<0.2	<10	90	0.75	1.51	0.07	1.08	110.0	13.5	21
ZZ45600		0.29	0.001	1.24	1.21	52.1	<0.2	<10	90	0.86	2.16	0.09	2.11	108.0	7.5	18
ZZ45601		0.28	0.003	0.17	2.51	13.2	<0.2	<10	120	1.32	0.49	0.18	0.26	35.3	8.0	33
ZZ45602		0.15	0.002	0.31	1.00	4.9	<0.2	<10	70	0.58	0.17	0.24	0.49	18.75	19.6	13
ZZ45603		0.19	0.001	0.20	0.54	2.1	<0.2	<10	30	0.22	0.10	0.14	0.11	6.16	2.3	3
ZZ45604		0.30	0.002	0.73	3.31	16.4	<0.2	<10	290	2.39	0.44	0.43	0.27	35.4	7.2	32
ZZ45605		0.26	<0.001	0.10	0.57	2.6	<0.2	<10	60	0.16	0.08	0.07	0.16	7.28	2.6	6
ZZ45606		0.34	0.005	0.16	1.98	11.9	<0.2	<10	160	0.70	0.25	0.15	0.39	43.1	7.7	17
ZZ45607		0.24	<0.001	0.22	2.33	9.7	<0.2	<10	120	0.63	0.23	0.08	0.21	26.9	5.7	33
ZZ45608		0.20	<0.001	0.43	0.87	1.7	<0.2	<10	50	0.32	0.08	0.24	0.17	6.05	1.0	5
ZZ45609		0.23	<0.001	0.14	0.48	2.3	<0.2	<10	60	0.17	0.16	0.06	0.13	7.53	1.4	5
ZZ45610		0.29	<0.001	0.39	1.32	15.0	<0.2	<10	100	1.46	0.35	0.41	1.10	28.9	5.5	14
ZZ45611		0.18	<0.001	0.11	0.31	0.3	<0.2	<10	30	0.12	0.06	0.15	0.05	3.39	1.1	2
ZZ45612		0.22	0.001	0.13	0.82	4.0	<0.2	<10	100	0.24	0.34	0.75	0.12	12.35	2.2	7
ZZ45613		0.25	0.001	0.28	2.15	21.0	<0.2	<10	140	0.77	2.68	1.46	1.35	42.7	7.0	18
ZZ45614		0.27	<0.001	0.12	0.60	2.8	<0.2	<10	30	0.18	0.18	0.05	0.14	7.76	1.5	5
ZZ45615		0.28	<0.001	1.22	1.33	9.8	<0.2	<10	100	0.86	2.29	0.36	0.97	24.1	4.7	12
ZZ45616		0.36	0.007	2.46	1.81	6.6	<0.2	<10	60	4.08	8.97	0.36	5.01	37.0	6.6	31
ZZ45617		0.29	<0.001	0.27	0.63	2.1	<0.2	<10	40	0.38	0.48	0.09	0.27	9.44	1.2	4
ZZ45618		0.20	0.001	0.63	1.63	12.1	<0.2	<10	180	1.64	1.51	0.22	1.91	27.4	5.7	12
ZZ45619		0.25	<0.001	0.29	0.82	5.4	<0.2	<10	90	0.39	0.14	0.11	0.23	15.40	1.9	6
ZZ45620		0.25	<0.001	0.25	1.26	9.8	<0.2	<10	150	0.62	0.26	0.18	0.21	35.9	3.5	10

***** See Appendix Page for comments regarding this certificate *****

ALS Canada Ltd.
2103 Dollarton Hwy
North Vancouver BC V7H 0A7
Phone: 604 984 0221 Fax: 604 984 0218 www.alsglobal.com

To: **SILVER RANGE RESOURCES LTD.**
C/O ARCHER, CATHRO & ASSOCIATES (1981) LIMITED
1016-510 W HASTINGS ST
VANCOUVER BC V6B 1L8

Finalized Date: 2-AUG-2012
Account: RANSIL

Project: Keg-Group 7

CERTIFICATE OF ANALYSIS WH12172342

Sample Description	Method	ME-MS41	ME-MS41	ME-MS41	ME-MS41	ME-MS41	ME-MS41	ME-MS41	ME-MS41	ME-MS41	ME-MS41	ME-MS41	ME-MS41	ME-MS41	ME-MS41	ME-MS41
	Analyte	Cs	Cu	Fe	Ga	Ge	Hf	Hg	In	K	La	Li	Mg	Mn	Mo	Na
	Units	ppm	ppm	%	ppm	ppm	ppm	ppm	ppm	%	ppm	ppm	%	ppm	ppm	%
	LOR	0.05	0.2	0.01	0.05	0.05	0.02	0.01	0.005	0.01	0.2	0.1	0.01	5	0.05	0.01
ZZ45581		12.05	34.5	2.30	6.16	0.05	0.03	0.07	0.016	0.12	9.4	58.3	1.20	274	0.58	0.02
ZZ45582		9.09	34.9	2.86	7.19	0.06	0.05	0.06	0.046	0.18	10.9	42.8	1.51	531	1.17	0.02
ZZ45583		13.55	40.9	3.38	9.17	0.07	0.05	0.05	0.054	0.27	16.7	57.7	2.00	464	1.31	0.02
ZZ45584		8.42	50.2	2.54	5.74	0.09	<0.02	0.05	0.042	0.09	33.3	20.2	0.36	270	11.65	0.03
ZZ45585		9.60	47.8	2.82	5.85	0.09	<0.02	0.05	0.039	0.10	24.9	17.1	0.35	368	9.64	0.03
ZZ45586		1.97	54.9	1.05	2.63	<0.05	<0.02	0.04	0.068	0.04	4.1	4.2	0.12	201	1.31	0.04
ZZ45587		14.85	64.8	3.57	6.96	0.08	0.05	0.10	0.096	0.23	18.2	42.5	1.78	927	2.31	0.03
ZZ45588		13.05	125.0	4.93	4.94	0.13	0.04	0.06	0.145	0.14	43.3	24.2	0.54	428	18.50	0.02
ZZ45589		13.05	167.5	4.31	6.84	0.11	0.02	0.04	0.309	0.17	27.3	36.7	0.91	633	10.30	0.02
ZZ45590		9.79	406	3.80	7.66	0.16	<0.02	0.06	0.346	0.12	17.1	30.3	0.77	527	2.89	0.02
ZZ45591		1.73	22.3	1.00	2.24	<0.05	<0.02	0.06	0.015	0.04	3.4	6.2	0.17	112	1.27	0.04
ZZ45592		6.28	62.8	3.15	7.42	0.07	0.02	0.04	0.097	0.11	21.5	31.2	0.70	392	4.35	0.02
ZZ45593		7.85	63.4	3.43	7.17	0.10	0.02	0.03	0.151	0.15	31.0	32.2	0.62	437	10.40	0.02
ZZ45594		11.05	69.3	3.43	6.07	0.10	<0.02	0.05	0.085	0.12	35.7	24.5	0.43	393	13.95	0.03
ZZ45595		10.65	72.4	3.80	6.61	0.10	<0.02	0.04	0.063	0.13	35.4	28.3	0.47	536	13.80	0.03
ZZ45596		7.27	57.1	2.67	4.71	0.08	0.02	0.05	0.038	0.10	24.5	16.3	0.29	234	9.46	0.03
ZZ45597		11.25	81.3	5.22	7.42	0.12	0.02	0.06	0.064	0.12	42.2	34.2	0.59	667	11.10	0.02
ZZ45598		7.25	52.5	2.37	5.02	0.07	<0.02	0.05	0.039	0.07	23.0	15.8	0.27	207	6.99	0.03
ZZ45599		8.65	63.4	2.48	5.18	0.13	<0.02	0.05	0.212	0.08	53.3	20.2	0.28	298	13.50	0.02
ZZ45600		10.05	91.3	2.65	4.99	0.13	<0.02	0.05	0.136	0.06	54.6	17.3	0.24	191	17.45	0.02
ZZ45601		4.46	20.0	2.73	9.75	0.05	<0.02	0.06	0.028	0.11	18.5	32.9	0.65	310	1.69	0.02
ZZ45602		2.82	10.6	1.14	4.80	<0.05	<0.02	0.06	0.018	0.07	7.5	9.3	0.19	1610	1.61	0.04
ZZ45603		0.71	6.6	0.58	2.02	<0.05	<0.02	0.02	0.006	0.03	3.8	2.0	0.06	189	0.27	0.04
ZZ45604		4.60	30.6	2.87	10.65	0.10	0.03	0.05	0.036	0.10	37.7	29.8	0.55	398	1.22	0.02
ZZ45605		0.70	9.9	1.17	3.01	<0.05	<0.02	0.03	0.008	0.03	3.5	4.4	0.10	75	0.38	0.04
ZZ45606		1.92	11.4	2.42	5.86	0.05	0.05	0.07	0.029	0.08	19.4	23.9	0.38	351	0.93	0.02
ZZ45607		4.83	21.6	2.48	10.40	0.05	0.02	0.07	0.018	0.17	14.0	34.8	0.55	121	1.32	0.03
ZZ45608		0.43	7.1	0.72	1.56	<0.05	<0.02	0.02	<0.005	0.03	4.9	2.0	0.08	202	0.32	0.04
ZZ45609		1.28	6.5	0.69	2.97	<0.05	<0.02	0.02	0.006	0.03	3.8	1.9	0.05	114	0.67	0.03
ZZ45610		3.26	37.5	1.66	5.20	0.06	<0.02	0.03	0.018	0.04	17.9	12.6	0.26	338	0.93	0.03
ZZ45611		0.24	8.9	0.45	1.32	<0.05	<0.02	0.01	<0.005	0.02	2.0	0.7	0.03	27	0.19	0.05
ZZ45612		0.98	19.1	1.03	3.11	<0.05	<0.02	0.04	0.012	0.03	6.3	4.7	0.10	118	0.64	0.04
ZZ45613		3.72	25.4	1.85	6.62	0.06	0.02	0.08	0.049	0.04	19.3	15.6	0.29	909	0.87	0.03
ZZ45614		1.21	5.7	0.88	3.06	<0.05	<0.02	0.04	0.008	0.03	3.6	3.1	0.05	51	0.66	0.03
ZZ45615		4.57	23.4	1.99	5.02	<0.05	<0.02	0.04	0.041	0.06	12.3	12.4	0.23	482	0.64	0.03
ZZ45616		3.94	127.0	2.09	6.65	0.08	<0.02	0.05	0.368	0.07	21.2	22.4	0.52	644	0.56	0.03
ZZ45617		0.96	12.5	0.61	2.34	<0.05	<0.02	0.02	0.008	0.04	5.3	2.2	0.06	65	0.41	0.05
ZZ45618		5.76	34.0	1.83	5.93	0.06	0.02	0.05	0.036	0.06	19.6	11.5	0.20	426	1.06	0.03
ZZ45619		1.62	13.9	0.91	3.35	<0.05	<0.02	0.03	0.011	0.04	8.3	5.9	0.11	102	0.62	0.04
ZZ45620		2.67	12.9	1.67	5.13	0.05	<0.02	0.06	0.019	0.08	16.5	13.0	0.25	192	0.79	0.03

***** See Appendix Page for comments regarding this certificate *****

ALS Canada Ltd.
2103 Dollarton Hwy
North Vancouver BC V7H 0A7
Phone: 604 984 0221 Fax: 604 984 0218 www.alsglobal.com

To: **SILVER RANGE RESOURCES LTD.**
C/O ARCHER, CATHRO & ASSOCIATES (1981) LIMITED
1016-510 W HASTINGS ST
VANCOUVER BC V6B 1L8

Finalized Date: 2-AUG-2012
Account: RANSIL

Project: Keg-Group 7

CERTIFICATE OF ANALYSIS WH12172342

Sample Description	Method	ME-MS41	ME-MS41	ME-MS41	ME-MS41	ME-MS41	ME-MS41	ME-MS41	ME-MS41	ME-MS41	ME-MS41	ME-MS41	ME-MS41	ME-MS41	ME-MS41	ME-MS41
	Analyte	Nb	Ni	P	Pb	Rb	Re	S	Sb	Sc	Se	Sn	Sr	Ta	Te	Th
	Units	ppm	ppm	ppm	ppm	ppm	ppm	%	ppm	ppm	ppm	ppm	ppm	ppm	ppm	ppm
	LOR	0.05	0.2	10	0.2	0.1	0.001	0.01	0.05	0.1	0.2	0.2	0.2	0.01	0.01	0.2
ZZ45581		1.88	27.0	1190	102.0	23.2	0.001	0.09	2.16	1.5	0.3	0.9	41.5	0.01	0.04	1.7
ZZ45582		1.60	27.1	1090	25.6	30.5	<0.001	0.10	2.12	2.1	0.4	1.8	54.4	<0.01	0.02	2.3
ZZ45583		1.61	37.8	1030	32.5	44.0	0.001	0.45	1.94	3.3	0.8	1.6	46.6	<0.01	0.04	4.0
ZZ45584		0.43	27.6	980	41.0	15.7	0.001	0.33	14.95	1.2	1.7	1.0	18.8	<0.01	0.03	0.9
ZZ45585		0.48	21.4	1000	36.6	14.7	0.001	0.12	33.4	1.3	1.4	1.1	14.4	<0.01	0.04	0.6
ZZ45586		0.16	7.1	800	33.3	6.4	<0.001	0.08	0.92	0.1	0.4	2.3	10.8	<0.01	0.01	<0.2
ZZ45587		1.03	46.2	1350	66.9	38.1	0.001	0.15	2.14	2.1	1.0	2.7	67.9	<0.01	0.01	1.2
ZZ45588		0.54	51.8	1230	84.2	18.2	0.003	0.12	35.4	2.9	3.7	2.8	25.4	<0.01	0.06	5.2
ZZ45589		0.61	39.6	1090	301	24.8	0.001	0.09	19.10	2.2	2.7	10.5	25.6	<0.01	0.11	1.5
ZZ45590		0.74	33.0	1070	119.0	21.4	<0.001	0.12	8.04	1.7	1.7	18.1	42.2	<0.01	0.06	0.8
ZZ45591		0.17	9.4	610	14.5	5.0	0.001	0.06	12.60	0.2	<0.2	0.8	9.8	<0.01	0.01	<0.2
ZZ45592		0.93	29.2	850	139.0	18.1	0.001	0.04	24.6	2.8	1.1	2.4	13.5	<0.01	0.05	1.6
ZZ45593		0.74	35.8	940	576	21.2	0.001	0.08	73.3	3.3	1.6	2.9	17.8	<0.01	0.04	2.6
ZZ45594		0.67	35.5	1040	104.0	16.4	0.001	0.07	17.50	2.5	1.8	1.4	16.7	<0.01	0.05	2.2
ZZ45595		0.68	36.2	1010	74.2	17.4	0.001	0.08	33.8	2.4	1.9	1.7	16.2	<0.01	0.04	2.4
ZZ45596		0.55	27.2	800	46.0	13.4	0.004	0.06	26.5	1.9	0.9	1.0	12.5	<0.01	0.03	1.3
ZZ45597		0.71	39.8	1010	53.3	16.1	0.002	0.06	100.5	3.5	1.9	1.4	17.0	<0.01	0.03	4.5
ZZ45598		0.43	26.0	1120	23.3	14.3	0.001	0.10	13.10	1.0	1.3	0.9	15.9	<0.01	0.03	0.4
ZZ45599		0.56	46.4	840	241	11.1	0.001	0.05	23.3	1.5	2.2	1.5	11.7	<0.01	0.07	3.0
ZZ45600		0.30	24.5	970	118.0	9.5	0.001	0.06	40.2	0.7	2.4	1.9	16.7	<0.01	0.04	0.4
ZZ45601		1.53	19.2	700	21.1	19.1	<0.001	0.07	0.81	2.4	0.4	0.8	20.2	<0.01	0.04	0.8
ZZ45602		0.58	7.5	710	169.5	11.8	<0.001	0.08	0.43	0.7	<0.2	0.5	16.0	<0.01	0.02	0.2
ZZ45603		0.32	2.2	370	15.9	3.3	<0.001	0.04	0.32	0.3	<0.2	0.2	8.8	<0.01	<0.01	0.2
ZZ45604		0.97	26.0	1550	33.6	18.4	0.001	0.12	1.50	2.2	0.7	1.0	27.9	0.01	0.02	1.4
ZZ45605		0.36	4.1	320	4.9	4.3	<0.001	0.03	0.26	0.5	<0.2	0.3	7.5	<0.01	0.02	<0.2
ZZ45606		2.00	16.3	470	17.8	12.1	0.001	0.02	0.79	3.6	0.3	0.8	12.3	<0.01	0.04	4.8
ZZ45607		3.07	17.3	410	12.6	20.6	<0.001	0.04	0.56	3.6	0.2	0.9	8.3	0.02	0.05	2.8
ZZ45608		0.15	2.0	870	7.1	2.4	<0.001	0.08	0.22	0.2	<0.2	<0.2	7.1	<0.01	0.01	<0.2
ZZ45609		0.18	3.3	390	6.7	5.8	<0.001	0.04	0.33	0.1	<0.2	0.4	7.7	<0.01	0.02	<0.2
ZZ45610		0.46	12.4	820	25.5	9.3	0.001	0.07	1.14	1.0	0.5	0.5	17.9	<0.01	0.02	0.5
ZZ45611		0.26	1.7	340	1.7	1.3	0.001	0.03	0.08	0.3	<0.2	<0.2	10.3	<0.01	0.01	<0.2
ZZ45612		0.49	4.9	860	6.2	4.5	0.001	0.08	0.30	0.4	0.2	0.4	22.7	<0.01	0.01	<0.2
ZZ45613		0.82	16.1	980	29.0	11.4	<0.001	0.11	0.76	1.8	<0.2	1.2	30.3	0.01	0.02	1.4
ZZ45614		0.68	3.3	250	4.7	6.0	0.001	0.03	0.23	0.5	<0.2	0.4	5.4	<0.01	0.01	0.3
ZZ45615		0.37	8.8	1000	122.0	15.4	<0.001	0.07	0.63	1.1	0.2	1.2	16.0	<0.01	0.03	0.3
ZZ45616		1.12	14.9	560	117.5	12.0	0.001	0.04	0.49	3.4	0.3	1.2	17.1	<0.01	0.04	1.4
ZZ45617		0.47	2.5	340	5.7	3.0	<0.001	0.02	0.18	0.5	<0.2	0.2	7.3	<0.01	0.01	0.2
ZZ45618		0.99	8.7	810	41.4	14.3	0.001	0.09	0.69	1.7	0.6	0.9	19.7	<0.01	0.02	0.6
ZZ45619		0.56	5.8	480	6.2	7.0	<0.001	0.04	0.39	0.8	<0.2	0.4	11.0	<0.01	0.03	0.3
ZZ45620		0.70	8.4	610	13.7	16.7	<0.001	0.05	0.61	1.4	0.4	0.8	16.6	<0.01	0.01	0.6

***** See Appendix Page for comments regarding this certificate *****

ALS Canada Ltd.
2103 Dollarton Hwy
North Vancouver BC V7H 0A7
Phone: 604 984 0221 Fax: 604 984 0218 www.alsglobal.com

To: **SILVER RANGE RESOURCES LTD.**
C/O ARCHER, CATHRO & ASSOCIATES (1981) LIMITED
1016-510 W HASTINGS ST
VANCOUVER BC V6B 1L8

Finalized Date: 2-AUG-2012
Account: RANSIL

Project: Keg-Group 7

CERTIFICATE OF ANALYSIS WH12172342

Sample Description	Method	ME-MS41	ME-MS41	ME-MS41	ME-MS41	ME-MS41	ME-MS41	ME-MS41	ME-MS41
	Analyte	Ti	Tl	U	V	W	Y	Zn	Zr
	Units	%	ppm	ppm	ppm	ppm	ppm	ppm	ppm
	LOR	0.005	0.02	0.05	1	0.05	0.05	2	0.5
ZZ45581		0.068	0.37	1.03	41	0.77	6.09	140	0.8
ZZ45582		0.055	0.36	1.00	48	0.55	7.39	89	1.6
ZZ45583		0.070	0.46	1.67	58	0.66	10.65	143	1.8
ZZ45584		0.026	0.20	4.68	70	0.22	11.70	109	<0.5
ZZ45585		0.033	0.20	3.37	76	0.37	8.27	101	<0.5
ZZ45586		0.019	0.08	0.83	26	0.21	2.28	48	<0.5
ZZ45587		0.037	0.42	1.88	67	0.70	17.90	191	1.5
ZZ45588		0.020	0.59	6.43	77	0.60	22.3	290	1.7
ZZ45589		0.033	0.45	5.26	87	1.03	13.70	328	<0.5
ZZ45590		0.035	0.31	3.20	66	6.17	8.62	211	<0.5
ZZ45591		0.020	0.10	0.81	22	0.39	1.48	58	<0.5
ZZ45592		0.046	0.30	2.23	59	0.77	8.14	144	<0.5
ZZ45593		0.042	0.34	4.11	71	0.57	12.35	181	<0.5
ZZ45594		0.039	0.32	5.57	72	0.38	12.65	164	<0.5
ZZ45595		0.031	0.35	4.86	73	0.64	14.45	158	<0.5
ZZ45596		0.040	0.29	3.43	62	0.94	8.58	131	<0.5
ZZ45597		0.036	0.26	4.51	75	3.34	16.55	200	0.5
ZZ45598		0.021	0.18	3.45	60	0.20	11.30	113	<0.5
ZZ45599		0.019	0.29	7.46	70	0.46	19.35	203	<0.5
ZZ45600		0.018	0.21	11.20	68	0.35	22.4	106	<0.5
ZZ45601		0.063	0.17	1.42	49	4.52	5.90	65	<0.5
ZZ45602		0.040	0.26	0.68	24	0.33	2.16	38	<0.5
ZZ45603		0.026	0.07	0.33	14	0.10	1.76	11	<0.5
ZZ45604		0.033	0.26	5.04	68	0.48	21.0	82	0.8
ZZ45605		0.045	0.06	0.30	32	0.33	1.20	20	<0.5
ZZ45606		0.047	0.18	0.83	41	0.40	6.06	63	1.2
ZZ45607		0.123	0.19	0.68	58	1.84	2.95	42	1.0
ZZ45608		0.016	0.04	0.58	17	0.29	2.24	18	<0.5
ZZ45609		0.019	0.08	0.40	19	0.43	0.98	16	<0.5
ZZ45610		0.030	0.09	3.41	37	7.50	15.65	273	<0.5
ZZ45611		0.023	0.03	0.26	12	2.37	0.95	7	0.5
ZZ45612		0.026	0.05	0.59	21	0.39	2.20	20	<0.5
ZZ45613		0.032	0.10	2.25	25	5.12	9.48	82	0.5
ZZ45614		0.033	0.06	0.57	20	0.31	1.06	15	<0.5
ZZ45615		0.025	0.14	1.79	38	5.83	6.66	115	<0.5
ZZ45616		0.042	0.13	3.60	42	25.8	11.75	457	<0.5
ZZ45617		0.026	0.07	0.91	14	2.09	2.36	18	<0.5
ZZ45618		0.024	0.21	3.69	34	2.66	10.80	77	0.5
ZZ45619		0.024	0.10	1.54	17	0.34	4.78	26	<0.5
ZZ45620		0.038	0.16	2.76	31	0.30	8.49	52	<0.5

***** See Appendix Page for comments regarding this certificate *****

ALS Canada Ltd.
2103 Dollarton Hwy
North Vancouver BC V7H 0A7
Phone: 604 984 0221 Fax: 604 984 0218 www.alsglobal.com

To: **SILVER RANGE RESOURCES LTD.**
C/O ARCHER, CATHRO & ASSOCIATES (1981) LIMITED
1016-510 W HASTINGS ST
VANCOUVER BC V6B 1L8

Finalized Date: 2-AUG-2012
Account: RANSIL

Project: Keg-Group 7

CERTIFICATE OF ANALYSIS WH12172342

Sample Description	Method	WEI-21	Au-ICP21	ME-MS41	ME-MS41	ME-MS41	ME-MS41	ME-MS41	ME-MS41	ME-MS41	ME-MS41	ME-MS41	ME-MS41	ME-MS41	ME-MS41	ME-MS41
	Analyte	Recvd Wt.	Au	Ag	Al	As	Au	B	Ba	Be	Bi	Ca	Cd	Ce	Co	Cr
	Units	kg	ppm	ppm	%	ppm	ppm	ppm	ppm	ppm	ppm	%	ppm	ppm	ppm	ppm
	LOR	0.02	0.001	0.01	0.01	0.1	0.2	10	10	0.05	0.01	0.01	0.01	0.02	0.1	1
ZZ45621		0.21	<0.001	0.15	0.74	3.4	<0.2	<10	90	0.23	0.10	0.06	0.08	11.20	1.3	5
ZZ45622		0.33	<0.001	0.68	3.67	27.8	<0.2	<10	580	1.45	0.40	0.19	0.39	58.4	5.4	27
ZZ45623		0.27	<0.001	0.22	1.92	18.4	<0.2	<10	330	1.00	0.38	0.21	0.31	51.7	5.0	17
ZZ45624		0.34	<0.001	0.12	1.56	14.2	<0.2	<10	130	0.52	0.22	0.12	0.55	31.7	5.2	15
ZZ45625		0.34	0.001	0.12	1.05	12.6	<0.2	<10	160	0.44	0.21	0.30	0.38	56.2	6.0	12
ZZ45626		0.34	0.001	0.13	1.23	11.0	<0.2	<10	170	0.63	0.84	0.30	0.54	59.3	8.1	15
ZZ45627		0.36	0.001	0.43	2.01	15.8	<0.2	<10	180	0.91	1.20	0.27	0.60	39.0	6.5	19
ZZ45628		0.28	<0.001	0.73	0.54	2.3	<0.2	<10	60	0.48	0.21	0.15	0.45	8.70	1.8	4
ZZ45629		0.40	0.001	0.28	1.16	8.0	<0.2	<10	110	0.66	0.51	0.33	0.88	37.7	4.2	10
ZZ45630		0.22	<0.001	0.13	1.00	10.8	<0.2	<10	190	0.32	0.24	0.22	0.66	21.2	5.4	12
ZZ45631		0.25	<0.001	0.10	0.45	1.0	<0.2	<10	60	0.12	0.05	0.25	0.27	5.63	1.0	2
ZZ45632		0.19	<0.001	0.07	0.28	0.8	<0.2	<10	30	0.09	0.05	0.16	0.21	3.53	1.7	3
ZZ45633		0.21	<0.001	0.15	1.53	9.8	<0.2	<10	190	0.68	0.76	0.56	1.29	22.2	11.3	13
ZZ45634		0.23	<0.001	0.49	0.96	5.6	<0.2	<10	60	0.82	0.15	0.43	0.44	16.20	2.2	5
ZZ45635		0.28	0.001	0.70	1.20	9.4	<0.2	<10	90	0.63	0.22	0.21	0.19	17.80	3.4	10
ZZ45636		0.35	0.002	0.15	2.17	13.6	<0.2	<10	170	0.84	0.24	0.21	0.28	35.3	6.3	17
ZZ45637		0.29	0.001	0.08	1.77	10.5	<0.2	<10	110	0.54	0.24	0.12	0.53	24.6	4.4	18
ZZ45638		0.27	<0.001	0.13	0.44	1.7	<0.2	<10	40	0.15	0.08	0.16	0.09	8.24	2.8	3
ZZ45639		0.28	0.001	0.13	1.20	9.7	<0.2	<10	160	0.51	0.32	0.30	0.31	25.9	4.1	15
ZZ45640		0.31	<0.001	0.30	1.44	7.1	<0.2	<10	130	0.69	0.24	0.30	0.31	20.2	5.0	13
ZZ45641		0.24	<0.001	0.10	0.38	0.7	<0.2	<10	30	0.16	0.03	0.05	0.05	4.22	1.1	2
ZZ45642		0.23	0.005	0.09	1.30	21.4	<0.2	<10	100	0.41	0.43	0.06	0.26	24.8	4.4	22
ZZ45643		0.23	0.002	0.06	0.91	14.4	<0.2	<10	60	0.24	0.26	0.07	0.13	25.6	3.3	13
ZZ45644		0.23	0.002	0.17	3.36	22.3	<0.2	<10	210	1.32	0.39	0.34	0.31	38.6	8.2	32
ZZ45645		0.19	0.004	0.41	1.46	14.2	<0.2	<10	180	0.69	0.26	0.35	2.89	23.8	15.7	12
ZZ45646		0.44	0.001	0.10	2.22	20.3	<0.2	<10	110	1.05	0.30	0.17	0.17	30.2	6.0	28
ZZ45647		0.25	0.002	1.22	1.13	8.3	<0.2	<10	80	0.40	0.27	0.06	0.29	18.85	2.5	12
ZZ45648		0.33	0.006	0.21	1.44	13.5	<0.2	<10	210	0.64	0.24	0.28	0.33	57.8	7.4	14
ZZ45649		0.44	0.002	0.16	1.24	12.7	<0.2	<10	220	0.57	0.23	0.35	0.33	59.2	5.5	14
ZZ45650		0.53	0.001	0.20	1.51	10.7	<0.2	<10	200	0.67	0.25	0.29	0.20	57.5	5.1	14
ZZ45683		0.36	0.001	0.40	1.46	19.5	<0.2	<10	210	0.60	0.15	0.25	0.17	30.5	8.0	26
ZZ45709		0.24	<0.001	0.18	0.37	7.0	<0.2	<10	50	0.11	0.13	0.06	0.58	5.50	1.8	7
ZZ45710		0.38	0.004	0.20	1.78	18.0	<0.2	<10	200	0.76	0.26	0.27	0.68	31.1	12.9	28
ZZ45711		0.35	0.001	0.15	1.15	12.9	<0.2	<10	100	0.34	0.19	0.11	0.32	26.1	5.7	22
ZZ45712		0.26	<0.001	0.06	0.34	1.7	<0.2	<10	60	0.11	0.02	0.62	0.06	2.71	2.0	7
ZZ45713		0.31	<0.001	0.16	0.74	23.6	<0.2	<10	60	0.19	0.10	0.15	0.33	8.85	6.0	53
ZZ45714		0.28	<0.001	0.33	1.61	43.2	<0.2	<10	160	0.39	0.12	1.02	0.47	15.40	25.3	139
ZZ45715		0.28	0.001	0.61	0.87	79.7	<0.2	<10	90	0.39	0.15	0.89	1.91	12.80	22.8	63
ZZ45716		0.27	<0.001	0.32	0.54	12.3	<0.2	<10	80	0.23	0.05	0.34	0.13	7.71	1.7	14
ZZ45717		0.27	<0.001	0.16	0.74	7.3	<0.2	<10	60	0.29	0.09	0.09	0.07	13.50	2.3	7

***** See Appendix Page for comments regarding this certificate *****

ALS Canada Ltd.
2103 Dollarton Hwy
North Vancouver BC V7H 0A7
Phone: 604 984 0221 Fax: 604 984 0218 www.alsglobal.com

To: **SILVER RANGE RESOURCES LTD.**
C/O ARCHER, CATHRO & ASSOCIATES (1981) LIMITED
1016-510 W HASTINGS ST
VANCOUVER BC V6B 1L8

Finalized Date: 2-AUG-2012
Account: RANSIL

Project: Keg-Group 7

CERTIFICATE OF ANALYSIS WH12172342

Sample Description	Method	ME-MS41	ME-MS41	ME-MS41	ME-MS41	ME-MS41	ME-MS41	ME-MS41	ME-MS41	ME-MS41	ME-MS41	ME-MS41	ME-MS41	ME-MS41	ME-MS41	ME-MS41
	Analyte	Cs	Cu	Fe	Ga	Ge	Hf	Hg	In	K	La	Li	Mg	Mn	Mo	Na
	Units	ppm	ppm	%	ppm	ppm	ppm	ppm	ppm	%	ppm	ppm	%	ppm	ppm	%
	LOR	0.05	0.2	0.01	0.05	0.05	0.02	0.01	0.005	0.01	0.2	0.1	0.01	5	0.05	0.01
ZZ45621		1.46	8.3	0.74	3.44	<0.05	<0.02	0.03	0.008	0.03	5.5	2.7	0.05	124	0.77	0.03
ZZ45622		7.47	23.4	3.36	11.20	0.09	0.03	0.18	0.052	0.14	33.8	30.9	0.40	159	1.65	0.03
ZZ45623		5.28	18.4	2.75	8.73	0.06	<0.02	0.05	0.032	0.10	25.6	15.6	0.29	465	1.97	0.02
ZZ45624		3.00	13.2	2.24	6.75	<0.05	<0.02	0.04	0.024	0.09	15.0	16.6	0.30	386	1.32	0.02
ZZ45625		2.53	10.1	1.68	4.48	0.08	0.02	0.03	0.021	0.11	25.1	15.7	0.31	372	0.78	0.02
ZZ45626		3.04	14.6	2.04	5.26	0.08	0.03	0.02	0.031	0.14	24.2	20.2	0.42	564	0.77	0.02
ZZ45627		4.71	19.6	2.60	7.27	0.05	<0.02	0.05	0.041	0.10	19.1	18.0	0.38	409	1.37	0.01
ZZ45628		1.49	12.4	0.80	2.39	<0.05	<0.02	0.05	0.007	0.03	5.7	3.0	0.07	86	0.40	0.03
ZZ45629		6.39	14.4	1.48	4.86	0.05	0.02	0.04	0.018	0.07	18.3	18.1	0.30	236	0.64	0.01
ZZ45630		2.74	7.9	1.79	5.47	<0.05	<0.02	0.06	0.018	0.14	10.4	9.9	0.25	904	1.32	0.01
ZZ45631		0.47	4.3	0.35	1.75	<0.05	0.02	0.06	<0.005	0.03	2.7	1.4	0.04	90	0.31	0.03
ZZ45632		0.31	6.7	0.67	1.39	<0.05	0.02	0.04	<0.005	0.02	2.0	1.1	0.05	82	0.18	0.03
ZZ45633		2.87	40.0	2.20	5.23	<0.05	<0.02	0.07	0.026	0.04	12.7	8.1	0.19	2750	1.28	0.01
ZZ45634		1.20	16.2	0.77	3.30	<0.05	0.03	0.05	0.009	0.03	21.4	3.7	0.09	254	0.48	0.02
ZZ45635		1.78	13.4	1.54	4.94	0.05	<0.02	0.05	0.015	0.04	18.4	5.7	0.13	313	0.95	0.01
ZZ45636		2.18	14.6	2.52	6.51	0.05	0.03	0.05	0.032	0.07	17.7	22.7	0.38	310	1.07	<0.01
ZZ45637		1.77	8.8	2.64	6.48	<0.05	0.03	0.07	0.022	0.07	12.0	17.7	0.27	211	1.19	0.01
ZZ45638		0.67	6.8	0.60	2.03	<0.05	<0.02	0.04	<0.005	0.03	5.2	1.9	0.06	243	0.40	0.03
ZZ45639		2.68	13.4	1.88	6.29	<0.05	<0.02	0.04	0.018	0.05	14.0	6.1	0.18	425	1.73	0.01
ZZ45640		2.30	18.6	1.65	4.91	<0.05	<0.02	0.05	0.015	0.05	13.6	10.0	0.23	388	0.73	0.01
ZZ45641		0.29	6.2	0.52	1.40	<0.05	<0.02	0.04	<0.005	0.02	2.4	0.7	0.03	28	0.21	0.03
ZZ45642		2.37	11.0	3.00	10.35	<0.05	0.02	0.04	0.021	0.10	13.6	14.0	0.30	240	1.61	<0.01
ZZ45643		1.94	8.6	2.22	7.12	<0.05	<0.02	0.04	0.016	0.06	13.3	9.2	0.21	158	1.04	0.01
ZZ45644		6.23	25.0	3.14	10.65	0.06	<0.02	0.05	0.037	0.14	20.7	31.3	0.62	384	1.29	0.01
ZZ45645		4.44	14.6	1.40	5.29	<0.05	0.02	0.05	0.015	0.06	6.9	7.3	0.16	5120	1.94	0.02
ZZ45646		4.55	14.4	2.73	7.52	0.06	<0.02	0.04	0.027	0.07	19.2	21.8	0.51	295	1.35	0.01
ZZ45647		2.92	13.8	1.11	4.32	<0.05	<0.02	0.08	0.012	0.05	9.2	7.7	0.15	99	1.12	0.01
ZZ45648		2.98	12.5	2.03	5.17	0.07	0.04	0.05	0.023	0.11	28.7	18.9	0.39	461	0.94	0.01
ZZ45649		3.57	11.3	2.01	4.70	0.08	0.06	0.06	0.023	0.13	29.8	16.5	0.39	395	0.88	0.01
ZZ45650		3.82	10.4	1.91	4.89	0.06	0.02	0.05	0.026	0.11	30.1	16.9	0.37	316	0.77	0.01
ZZ45683		1.85	30.2	2.27	4.39	0.06	0.02	0.02	0.020	0.06	15.5	15.2	0.43	261	7.51	0.01
ZZ45709		0.92	8.3	0.84	2.29	<0.05	<0.02	0.03	0.007	0.03	2.8	2.1	0.07	51	2.43	0.01
ZZ45710		1.90	28.7	2.73	4.63	0.05	0.07	0.03	0.024	0.06	15.3	16.4	0.47	369	5.21	<0.01
ZZ45711		1.30	13.9	1.98	5.33	<0.05	<0.02	0.04	0.018	0.05	13.1	7.8	0.21	225	3.47	<0.01
ZZ45712		0.44	7.5	0.44	1.05	<0.05	0.02	0.03	<0.005	0.03	1.3	1.0	0.04	67	0.16	0.04
ZZ45713		3.85	27.7	1.06	3.10	<0.05	<0.02	0.02	0.010	0.04	4.5	15.4	0.43	102	0.84	0.02
ZZ45714		8.32	46.7	1.67	4.04	0.05	0.02	0.04	0.010	0.11	8.2	36.8	1.12	424	0.92	0.03
ZZ45715		4.69	161.0	1.39	2.74	0.06	0.02	0.05	0.005	0.04	8.3	12.5	0.50	253	0.47	0.03
ZZ45716		2.41	27.7	0.42	1.39	<0.05	0.02	0.03	<0.005	0.03	4.9	3.6	0.12	52	0.45	0.03
ZZ45717		3.59	29.2	0.86	2.79	<0.05	<0.02	0.03	0.005	0.04	6.6	4.0	0.08	41	2.00	0.02

***** See Appendix Page for comments regarding this certificate *****

ALS Canada Ltd.
2103 Dollarton Hwy
North Vancouver BC V7H 0A7
Phone: 604 984 0221 Fax: 604 984 0218 www.alsglobal.com

To: **SILVER RANGE RESOURCES LTD.**
C/O ARCHER, CATHRO & ASSOCIATES (1981) LIMITED
1016-510 W HASTINGS ST
VANCOUVER BC V6B 1L8

Finalized Date: 2-AUG-2012
Account: RANSIL

Project: Keg-Group 7

CERTIFICATE OF ANALYSIS WH12172342

Sample Description	Method	ME-MS41	ME-MS41	ME-MS41	ME-MS41	ME-MS41	ME-MS41	ME-MS41	ME-MS41	ME-MS41	ME-MS41	ME-MS41	ME-MS41	ME-MS41	ME-MS41	ME-MS41
	Analyte	Nb	Ni	P	Pb	Rb	Re	S	Sb	Sc	Se	Sn	Sr	Ta	Te	Th
	Units	ppm	ppm	ppm	ppm	ppm	ppm	%	ppm	ppm	ppm	ppm	ppm	ppm	ppm	ppm
	LOR	0.05	0.2	10	0.2	0.1	0.001	0.01	0.05	0.1	0.2	0.2	0.2	0.01	0.01	0.2
ZZ45621		0.20	3.5	610	3.5	6.1	<0.001	0.05	0.36	0.2	<0.2	0.5	8.2	<0.01	0.03	<0.2
ZZ45622		1.77	19.7	760	21.5	22.7	<0.001	0.05	1.55	7.6	1.0	1.5	21.8	<0.01	0.03	4.2
ZZ45623		0.68	13.0	790	12.4	23.5	<0.001	0.07	1.13	1.3	0.8	1.3	23.7	<0.01	0.03	0.2
ZZ45624		0.65	10.5	720	12.3	16.5	<0.001	0.05	0.82	1.0	0.3	0.9	12.0	<0.01	0.03	0.3
ZZ45625		1.54	9.4	750	12.9	15.5	<0.001	0.01	0.83	3.4	0.5	0.9	20.0	<0.01	0.02	6.6
ZZ45626		1.73	11.4	840	30.8	23.6	0.001	0.01	0.81	4.0	0.4	1.3	17.3	<0.01	0.02	8.0
ZZ45627		0.78	14.1	880	21.8	21.0	<0.001	0.06	1.09	1.6	0.5	1.3	19.6	<0.01	0.02	0.6
ZZ45628		0.19	3.2	530	2.7	4.0	<0.001	0.06	0.21	0.4	<0.2	0.3	11.7	<0.01	<0.01	<0.2
ZZ45629		1.30	6.6	660	22.7	12.3	0.001	0.04	0.48	2.2	0.4	0.9	13.9	<0.01	<0.01	2.4
ZZ45630		0.52	9.0	780	10.6	41.7	<0.001	0.09	0.74	0.5	0.2	0.9	13.2	<0.01	0.02	<0.2
ZZ45631		0.42	1.6	510	1.7	4.7	<0.001	0.04	0.13	0.3	<0.2	0.2	15.1	<0.01	0.01	0.2
ZZ45632		0.25	1.8	310	1.4	2.2	<0.001	0.03	0.10	0.3	<0.2	<0.2	9.3	<0.01	<0.01	0.2
ZZ45633		0.28	8.7	1740	21.0	11.7	<0.001	0.13	0.61	0.5	0.5	0.9	21.8	<0.01	0.03	0.2
ZZ45634		0.45	3.9	900	25.8	7.6	<0.001	0.08	0.43	0.6	0.5	0.3	13.9	0.01	0.01	0.3
ZZ45635		0.27	7.9	760	7.9	8.8	<0.001	0.08	0.55	0.4	0.4	0.5	13.3	<0.01	0.01	<0.2
ZZ45636		1.59	14.5	580	17.2	12.1	<0.001	0.05	0.92	2.2	0.7	0.8	16.0	0.01	0.04	1.8
ZZ45637		2.19	10.6	390	18.1	11.6	<0.001	0.04	0.75	2.5	0.2	0.8	9.8	0.01	0.03	3.4
ZZ45638		0.47	2.5	480	5.1	5.3	<0.001	0.03	0.20	0.5	<0.2	0.2	11.0	<0.01	0.01	0.3
ZZ45639		0.36	10.4	820	14.0	16.0	<0.001	0.08	0.91	0.4	0.5	0.8	22.6	<0.01	0.04	<0.2
ZZ45640		0.32	9.8	1050	16.3	11.4	<0.001	0.08	0.53	0.6	0.2	0.5	18.0	<0.01	<0.01	0.2
ZZ45641		0.12	1.4	330	1.7	1.8	0.001	0.03	0.09	0.1	0.2	0.2	7.8	<0.01	<0.01	<0.2
ZZ45642		2.66	13.1	290	13.6	25.1	<0.001	0.03	1.02	2.6	0.3	1.1	7.5	<0.01	0.04	3.9
ZZ45643		1.61	9.0	250	12.3	11.4	0.001	0.03	0.80	1.6	0.2	0.7	8.2	<0.01	0.03	2.5
ZZ45644		1.37	24.9	630	22.5	23.2	0.001	0.06	1.21	2.9	1.0	1.1	22.7	<0.01	0.04	1.3
ZZ45645		0.27	10.4	1660	21.1	15.9	<0.001	0.15	0.66	0.4	0.6	0.4	24.3	<0.01	0.04	0.2
ZZ45646		0.88	16.0	880	37.5	14.5	<0.001	0.07	0.87	1.2	0.3	0.7	14.1	<0.01	0.01	0.5
ZZ45647		0.49	7.1	640	21.3	10.7	0.001	0.06	1.19	0.4	0.4	0.7	7.9	<0.01	<0.01	<0.2
ZZ45648		1.76	13.5	750	20.4	14.9	0.001	0.02	1.05	3.8	0.8	1.0	17.6	<0.01	0.02	8.5
ZZ45649		1.40	10.4	840	14.0	16.1	<0.001	0.02	1.05	3.9	0.8	0.9	22.3	<0.01	0.02	10.6
ZZ45650		1.43	10.1	850	12.5	15.9	<0.001	0.02	0.93	3.7	0.7	0.9	17.6	<0.01	0.01	6.9
ZZ45683		1.46	35.6	670	25.5	9.7	0.001	0.03	5.69	2.8	1.1	0.7	28.5	<0.01	0.03	2.7
ZZ45709		0.24	6.3	370	8.9	3.1	<0.001	0.04	1.04	0.2	<0.2	0.3	7.9	<0.01	0.01	<0.2
ZZ45710		1.35	48.7	960	19.2	9.8	<0.001	0.02	2.78	3.1	1.0	0.5	21.6	<0.01	0.03	4.2
ZZ45711		1.28	18.8	520	15.0	8.0	0.001	0.03	1.48	1.9	0.9	0.6	9.9	0.01	0.04	1.9
ZZ45712		0.25	5.1	240	1.2	1.7	<0.001	0.04	0.36	0.3	0.2	<0.2	12.7	<0.01	0.02	<0.2
ZZ45713		1.56	14.9	290	6.9	4.8	<0.001	0.04	0.64	1.2	0.3	0.3	12.7	<0.01	0.02	<0.2
ZZ45714		2.88	77.0	1070	11.1	14.1	0.002	0.07	1.42	2.9	1.7	0.2	27.0	<0.01	<0.01	0.6
ZZ45715		0.91	61.6	1060	41.1	4.8	0.002	0.07	3.07	1.6	2.2	0.2	21.9	<0.01	<0.01	0.3
ZZ45716		0.42	12.3	460	6.6	3.0	0.002	0.05	5.05	0.6	1.4	<0.2	15.4	<0.01	0.01	0.2
ZZ45717		0.79	4.7	400	4.6	4.3	0.001	0.04	0.65	0.5	0.4	0.3	8.9	0.01	0.01	<0.2

***** See Appendix Page for comments regarding this certificate *****

ALS Canada Ltd.
2103 Dollarton Hwy
North Vancouver BC V7H 0A7
Phone: 604 984 0221 Fax: 604 984 0218 www.alsglobal.com

To: **SILVER RANGE RESOURCES LTD.**
C/O ARCHER, CATHRO & ASSOCIATES (1981) LIMITED
1016-510 W HASTINGS ST
VANCOUVER BC V6B 1L8

Finalized Date: 2-AUG-2012
Account: RANSIL

Project: Keg-Group 7

CERTIFICATE OF ANALYSIS WH12172342

Sample Description	Method	ME-MS41	ME-MS41	ME-MS41	ME-MS41	ME-MS41	ME-MS41	ME-MS41	ME-MS41
	Analyte	Ti	Tl	U	V	W	Y	Zn	Zr
	Units	%	ppm	ppm	ppm	ppm	ppm	ppm	ppm
	LOR	0.005	0.02	0.05	1	0.05	0.05	2	0.5
ZZ45621		0.012	0.12	0.66	17	0.14	1.87	16	<0.5
ZZ45622		0.037	0.52	3.68	81	0.52	19.25	102	1.0
ZZ45623		0.026	0.26	3.53	56	0.48	15.35	74	<0.5
ZZ45624		0.033	0.17	1.49	40	0.43	6.04	66	<0.5
ZZ45625		0.068	0.15	1.63	30	0.41	12.40	50	0.8
ZZ45626		0.092	0.22	1.58	35	4.15	13.40	70	0.9
ZZ45627		0.035	0.23	3.85	49	4.12	8.32	87	<0.5
ZZ45628		0.022	0.05	2.20	19	0.92	3.17	20	<0.5
ZZ45629		0.055	0.11	2.18	25	2.83	8.28	75	0.5
ZZ45630		0.026	0.16	0.74	34	0.35	2.85	63	<0.5
ZZ45631		0.020	0.03	0.24	8	0.10	0.98	12	0.7
ZZ45632		0.032	0.02	0.19	20	0.07	0.97	14	<0.5
ZZ45633		0.013	0.16	1.58	35	0.63	5.40	68	<0.5
ZZ45634		0.018	0.07	1.28	15	0.38	9.95	25	0.8
ZZ45635		0.022	0.11	1.64	36	0.47	6.66	40	<0.5
ZZ45636		0.040	0.15	1.33	41	0.33	6.64	75	0.6
ZZ45637		0.050	0.14	0.65	40	0.34	3.19	48	0.9
ZZ45638		0.027	0.04	0.29	16	0.16	1.70	14	<0.5
ZZ45639		0.019	0.15	0.86	44	0.40	3.84	49	<0.5
ZZ45640		0.026	0.09	1.12	38	0.46	6.31	55	<0.5
ZZ45641		0.018	0.03	0.29	15	0.05	0.68	7	<0.5
ZZ45642		0.096	0.13	0.61	62	1.15	2.88	58	1.0
ZZ45643		0.070	0.10	0.55	43	0.93	2.46	41	0.6
ZZ45644		0.063	0.20	1.95	60	0.61	10.70	89	<0.5
ZZ45645		0.015	0.65	1.38	34	0.29	3.29	54	0.5
ZZ45646		0.041	0.18	1.89	57	0.32	7.20	63	<0.5
ZZ45647		0.024	0.14	0.71	27	0.23	2.51	38	<0.5
ZZ45648		0.077	0.16	1.61	37	0.38	11.95	65	1.4
ZZ45649		0.082	0.18	1.67	37	0.30	13.65	62	2.7
ZZ45650		0.062	0.19	1.97	35	0.67	13.00	59	0.7
ZZ45683		0.063	0.24	2.86	107	0.29	8.40	58	1.1
ZZ45709		0.026	0.09	0.62	42	0.17	0.94	23	<0.5
ZZ45710		0.057	0.16	1.69	81	0.29	6.74	90	2.9
ZZ45711		0.049	0.16	1.11	66	0.36	4.15	54	0.6
ZZ45712		0.022	0.06	0.13	13	<0.05	0.89	5	0.7
ZZ45713		0.065	0.09	0.35	40	0.12	2.47	22	<0.5
ZZ45714		0.083	0.31	1.12	52	0.14	5.46	50	0.9
ZZ45715		0.048	0.24	1.13	40	0.07	5.76	87	0.7
ZZ45716		0.016	0.15	0.36	9	0.05	2.34	10	0.7
ZZ45717		0.042	0.10	0.38	26	0.11	1.79	13	<0.5

***** See Appendix Page for comments regarding this certificate *****

ALS Canada Ltd.
2103 Dollarton Hwy
North Vancouver BC V7H 0A7
Phone: 604 984 0221 Fax: 604 984 0218 www.alsglobal.com

To: **SILVER RANGE RESOURCES LTD.**
C/O ARCHER, CATHRO & ASSOCIATES (1981) LIMITED
1016-510 W HASTINGS ST
VANCOUVER BC V6B 1L8

Finalized Date: 2-AUG-2012
Account: RANSIL

Project: Keg-Group 7

CERTIFICATE OF ANALYSIS WH12172342

Sample Description	Method	WEI-21	Au-ICP21	ME-MS41	ME-MS41	ME-MS41	ME-MS41	ME-MS41	ME-MS41	ME-MS41	ME-MS41	ME-MS41	ME-MS41	ME-MS41	ME-MS41	ME-MS41
	Analyte	Recvd Wt.	Au	Ag	Al	As	Au	B	Ba	Be	Bi	Ca	Cd	Ce	Co	Cr
	Units	kg	ppm	ppm	%	ppm	ppm	ppm	ppm	ppm	ppm	%	ppm	ppm	ppm	ppm
	LOR	0.02	0.001	0.01	0.01	0.1	0.2	10	10	0.05	0.01	0.01	0.01	0.02	0.1	1
ZZ45718		0.21	<0.001	0.08	0.37	2.0	<0.2	<10	30	0.10	0.04	0.04	0.04	3.59	1.9	5
ZZ45719		0.23	<0.001	0.19	0.80	2.5	<0.2	<10	110	0.22	0.13	0.09	0.15	7.83	2.8	3
ZZ45720		0.35	0.001	0.17	2.83	20.1	<0.2	<10	400	1.13	0.35	0.54	0.27	39.7	15.8	37
ZZ45721		0.28	0.001	0.09	0.83	23.4	<0.2	<10	60	0.14	0.35	0.08	0.23	22.1	3.4	21
ZZ45722		0.29	0.003	0.51	2.11	22.3	<0.2	<10	120	0.48	0.99	0.18	0.38	23.5	6.4	88
ZZ45723		0.36	0.002	2.02	0.77	66.3	<0.2	<10	60	0.35	7.00	0.19	1.22	19.15	3.2	29
ZZ45724		0.26	0.001	0.06	0.25	1.9	<0.2	<10	40	0.05	0.06	0.24	2.31	2.57	1.3	4
ZZ45725		0.27	<0.001	1.05	0.25	5.8	<0.2	<10	40	0.13	1.63	0.63	4.68	2.84	1.9	5
ZZ45726		0.43	0.001	0.39	1.58	9.7	<0.2	<10	210	0.39	0.96	0.46	0.47	24.3	9.0	62
ZZ45727		0.32	<0.001	0.15	0.66	9.8	<0.2	<10	80	0.16	0.25	0.06	0.35	25.6	1.9	12
ZZ45728		0.22	0.014	0.33	3.92	33.0	<0.2	<10	490	0.86	0.21	2.39	0.36	42.4	31.8	277
ZZ45729		0.23	0.002	0.43	0.86	8.3	<0.2	<10	160	0.47	0.14	0.93	1.03	19.65	4.0	13
ZZ45730		0.27	0.001	0.18	1.18	8.3	<0.2	<10	140	0.43	0.12	0.22	0.26	29.9	5.6	19
ZZ45731		0.46	0.001	0.25	1.46	11.2	<0.2	<10	230	0.57	0.15	0.62	0.27	40.4	8.0	34
ZZ45732		0.29	0.003	0.91	1.49	45.1	<0.2	<10	190	0.68	0.15	0.58	1.78	22.3	6.2	36
ZZ45733		0.26	<0.001	0.48	0.51	7.6	<0.2	<10	50	0.27	0.03	0.17	0.29	8.74	1.8	6
ZZ45734		0.43	0.001	0.71	1.62	53.4	<0.2	<10	200	0.76	0.15	0.70	0.90	33.8	7.4	45
ZZ45735		0.39	0.001	1.20	2.32	78.4	<0.2	<10	210	1.22	0.23	1.30	1.61	35.3	14.5	117
ZZ45736		0.38	0.001	0.85	1.63	35.2	<0.2	<10	160	0.95	0.18	0.65	1.09	29.8	5.8	31
ZZ45737		0.31	0.003	0.79	1.79	42.0	<0.2	<10	220	0.72	0.21	0.90	1.37	32.2	10.7	66
ZZ45738		0.33	0.001	1.10	1.72	95.7	<0.2	<10	270	0.88	0.24	0.89	2.79	35.6	8.0	34
ZZ45739		0.43	0.002	0.96	1.56	81.2	<0.2	<10	180	0.82	0.29	0.89	2.56	34.9	8.9	47
ZZ45740		0.23	<0.001	0.16	0.27	4.2	<0.2	<10	50	0.10	0.04	0.47	0.26	5.03	1.3	4
ZZ45741		0.22	<0.001	0.54	1.47	39.0	<0.2	<10	140	0.68	0.23	1.42	1.04	28.8	8.2	47
ZZ45742		0.30	0.007	0.55	0.95	55.9	<0.2	<10	90	0.43	0.47	1.55	3.59	16.75	4.9	29
ZZ45743		0.17	0.017	0.42	0.70	11.7	<0.2	<10	200	0.38	0.12	2.60	4.43	9.04	4.1	17
ZZ45744		0.28	<0.001	0.31	0.55	7.4	<0.2	<10	100	0.24	0.05	0.78	0.84	5.34	2.4	17
ZZ45745		0.21	<0.001	0.12	0.48	3.3	<0.2	<10	80	0.13	0.03	0.72	0.32	3.88	1.9	9
ZZ45746		0.25	0.002	0.22	0.42	3.6	<0.2	<10	70	0.14	0.08	0.82	0.69	4.44	2.0	9
ZZ45747		0.41	0.001	0.33	1.96	17.5	<0.2	<10	200	0.80	0.19	1.37	0.53	27.6	11.2	55
ZZ45748		0.37	0.007	1.20	2.29	164.5	<0.2	<10	200	1.08	0.35	1.49	0.98	38.9	17.0	85
ZZ45749		0.24	0.001	0.22	1.07	13.2	<0.2	<10	80	0.28	0.07	1.27	0.68	7.32	6.1	42
ZZ45750		0.21	0.009	1.25	0.92	74.0	<0.2	<10	100	0.88	0.28	0.93	3.93	16.45	10.0	25
ZZ45751		0.27	<0.001	0.24	0.32	2.5	<0.2	<10	60	0.08	0.04	0.63	0.55	3.26	1.0	4
ZZ45752		0.25	0.004	1.95	1.10	105.5	<0.2	<10	160	0.49	0.17	1.53	0.61	25.1	7.3	32
ZZ45753		0.29	0.003	0.46	0.59	18.5	<0.2	<10	110	0.27	0.11	1.10	0.92	8.69	2.8	14
ZZ45754		0.35	0.002	0.77	1.74	61.7	<0.2	<10	250	0.75	0.25	1.38	1.27	26.8	9.8	71
ZZ45755		0.37	0.001	0.39	1.45	46.3	<0.2	<10	150	0.39	0.39	1.26	1.03	21.1	9.9	70
ZZ45756		0.32	0.002	0.67	1.28	86.0	<0.2	<10	160	0.66	0.24	1.15	0.72	22.4	7.6	31
ZZ45757		0.32	0.002	0.74	0.79	27.3	<0.2	<10	90	0.33	0.10	0.38	0.48	12.25	3.9	12

***** See Appendix Page for comments regarding this certificate *****

ALS Canada Ltd.
2103 Dollarton Hwy
North Vancouver BC V7H 0A7
Phone: 604 984 0221 Fax: 604 984 0218 www.alsglobal.com

To: **SILVER RANGE RESOURCES LTD.**
C/O ARCHER, CATHRO & ASSOCIATES (1981) LIMITED
1016-510 W HASTINGS ST
VANCOUVER BC V6B 1L8

Finalized Date: 2-AUG-2012
Account: RANSIL

Project: Keg-Group 7

CERTIFICATE OF ANALYSIS WH12172342

Sample Description	Method	ME-MS41	ME-MS41	ME-MS41	ME-MS41	ME-MS41	ME-MS41	ME-MS41	ME-MS41	ME-MS41	ME-MS41	ME-MS41	ME-MS41	ME-MS41	ME-MS41	ME-MS41
	Analyte	Cs	Cu	Fe	Ga	Ge	Hf	Hg	In	K	La	Li	Mg	Mn	Mo	Na
	Units	ppm	ppm	%	ppm	ppm	ppm	ppm	ppm	%	ppm	ppm	%	ppm	ppm	%
	LOR	0.05	0.2	0.01	0.05	0.05	0.02	0.01	0.005	0.01	0.2	0.1	0.01	5	0.05	0.01
ZZ45718		1.91	7.6	0.78	2.06	<0.05	<0.02	<0.01	<0.005	0.04	1.8	3.0	0.09	39	0.46	0.03
ZZ45719		5.28	34.8	1.08	3.37	<0.05	<0.02	0.02	0.005	0.09	4.2	5.2	0.23	47	0.84	0.03
ZZ45720		24.2	67.2	3.61	9.18	0.06	0.03	0.03	0.020	0.31	22.7	53.3	1.35	250	2.17	0.03
ZZ45721		3.20	11.5	1.70	8.47	<0.05	0.04	0.01	0.009	0.06	12.4	7.6	0.25	155	2.72	0.02
ZZ45722		5.61	15.6	3.57	9.79	0.06	0.07	0.03	0.013	0.24	12.4	49.5	1.25	251	1.71	0.02
ZZ45723		3.00	35.6	1.49	4.85	<0.05	0.04	0.02	0.011	0.04	11.1	10.3	0.19	92	2.50	0.03
ZZ45724		0.27	11.1	0.32	0.97	<0.05	0.02	0.01	<0.005	0.02	1.3	0.9	0.04	26	0.16	0.05
ZZ45725		0.56	30.7	0.43	1.01	<0.05	<0.02	0.02	<0.005	0.03	1.6	1.0	0.04	71	0.12	0.06
ZZ45726		7.19	19.8	1.92	4.85	0.07	0.03	0.02	0.010	0.22	11.7	29.9	1.12	203	0.52	0.04
ZZ45727		2.31	16.7	1.15	6.24	<0.05	<0.02	0.02	0.008	0.04	13.4	3.5	0.12	74	1.76	0.02
ZZ45728		25.8	62.4	4.36	9.47	0.13	0.19	0.03	0.022	0.83	21.9	106.0	4.39	592	0.70	0.04
ZZ45729		1.51	34.8	1.03	2.69	<0.05	0.06	0.05	0.009	0.05	10.7	7.7	0.21	316	0.72	0.04
ZZ45730		1.91	19.2	1.44	3.80	0.05	0.02	0.04	0.013	0.07	14.3	13.2	0.34	226	0.66	0.03
ZZ45731		3.37	21.9	1.95	4.92	0.08	0.02	0.05	0.016	0.13	19.6	21.1	0.69	343	1.14	0.04
ZZ45732		5.08	24.6	1.75	5.18	<0.05	<0.02	0.06	0.013	0.09	11.8	19.9	0.57	367	1.16	0.04
ZZ45733		0.87	11.0	0.47	1.56	<0.05	0.02	0.03	0.005	0.03	5.0	2.1	0.06	130	0.47	0.05
ZZ45734		4.97	32.1	2.04	4.99	0.07	0.04	0.06	0.015	0.11	19.0	23.1	0.74	274	1.37	0.04
ZZ45735		10.55	52.2	2.77	6.82	0.08	0.07	0.07	0.021	0.19	19.7	45.3	1.58	424	1.07	0.05
ZZ45736		6.94	39.8	1.91	5.13	0.06	0.05	0.08	0.018	0.10	19.1	19.9	0.57	193	1.10	0.03
ZZ45737		5.52	33.3	2.43	5.73	0.08	0.05	0.07	0.022	0.11	18.5	26.0	0.86	281	0.67	0.03
ZZ45738		4.83	39.5	2.52	5.33	0.08	0.07	0.08	0.023	0.10	22.0	25.1	0.57	334	1.13	0.03
ZZ45739		8.29	39.2	2.52	5.07	0.09	0.05	0.08	0.017	0.11	23.1	24.7	0.74	505	1.33	0.03
ZZ45740		1.14	6.9	0.43	1.06	<0.05	0.02	0.03	<0.005	0.03	2.7	1.3	0.05	60	0.31	0.06
ZZ45741		12.90	62.0	1.80	4.05	0.06	0.05	0.06	0.014	0.08	17.0	20.1	0.65	400	0.85	0.04
ZZ45742		10.40	39.2	1.38	2.77	0.06	0.04	0.07	0.009	0.08	10.2	12.3	0.34	295	0.83	0.04
ZZ45743		2.60	46.0	0.79	1.86	<0.05	0.05	0.08	0.006	0.04	5.5	3.6	0.16	492	0.43	0.05
ZZ45744		2.52	19.4	0.68	1.74	<0.05	0.03	0.04	<0.005	0.04	4.4	4.4	0.19	81	0.31	0.05
ZZ45745		0.80	13.7	0.58	1.50	<0.05	0.03	0.02	<0.005	0.03	2.1	1.8	0.11	87	0.18	0.05
ZZ45746		2.06	15.6	0.51	1.43	<0.05	0.02	0.03	<0.005	0.03	2.7	2.6	0.11	127	0.21	0.05
ZZ45747		7.79	33.1	2.06	5.95	0.07	0.05	0.05	0.017	0.17	13.5	25.8	0.91	349	0.62	0.08
ZZ45748		21.2	95.7	3.06	7.41	0.11	0.10	0.06	0.025	0.30	22.0	48.1	1.52	503	2.07	0.04
ZZ45749		5.71	60.2	1.12	2.92	<0.05	0.03	0.05	0.008	0.08	4.2	21.8	0.61	234	0.39	0.06
ZZ45750		1.45	199.5	1.34	2.46	0.06	0.06	0.13	0.009	0.03	11.7	3.6	0.15	937	2.99	0.04
ZZ45751		1.27	17.1	0.36	1.25	<0.05	<0.02	0.03	<0.005	0.03	1.7	0.8	0.04	27	0.26	0.05
ZZ45752		4.71	38.7	1.58	3.84	<0.05	0.04	0.18	0.017	0.09	13.0	16.5	0.45	300	0.61	0.03
ZZ45753		3.39	39.5	0.76	1.98	<0.05	0.04	0.05	0.007	0.05	5.6	5.6	0.22	98	0.43	0.05
ZZ45754		8.55	50.9	2.14	4.53	0.06	0.03	0.08	0.014	0.22	14.6	30.3	0.99	346	1.29	0.04
ZZ45755		11.30	41.2	1.96	5.53	0.06	0.09	0.04	0.016	0.14	11.4	27.7	1.00	301	4.00	0.03
ZZ45756		9.93	73.5	1.56	3.73	0.06	0.05	0.07	0.015	0.07	12.8	16.6	0.50	328	2.53	0.02
ZZ45757		3.96	25.7	1.07	2.58	<0.05	0.02	0.04	0.008	0.05	5.5	7.3	0.14	173	1.62	0.03

***** See Appendix Page for comments regarding this certificate *****

ALS Canada Ltd.
2103 Dollarton Hwy
North Vancouver BC V7H 0A7
Phone: 604 984 0221 Fax: 604 984 0218 www.alsglobal.com

To: **SILVER RANGE RESOURCES LTD.**
C/O ARCHER, CATHRO & ASSOCIATES (1981) LIMITED
1016-510 W HASTINGS ST
VANCOUVER BC V6B 1L8

Finalized Date: 2-AUG-2012
Account: RANSIL

Project: Keg-Group 7

CERTIFICATE OF ANALYSIS WH12172342

Sample Description	Method	ME-MS41	ME-MS41	ME-MS41	ME-MS41	ME-MS41	ME-MS41	ME-MS41	ME-MS41	ME-MS41	ME-MS41	ME-MS41	ME-MS41	ME-MS41	ME-MS41	ME-MS41
	Analyte	Nb	Ni	P	Pb	Rb	Re	S	Sb	Sc	Se	Sn	Sr	Ta	Te	Th
	Units	ppm	ppm	ppm	ppm	ppm	ppm	%	ppm	ppm	ppm	ppm	ppm	ppm	ppm	ppm
	LOR	0.05	0.2	10	0.2	0.1	0.001	0.01	0.05	0.1	0.2	0.2	0.2	0.01	0.01	0.2
ZZ45718		0.76	3.1	180	2.6	3.4	<0.001	0.02	0.34	0.4	<0.2	0.2	7.3	<0.01	<0.01	0.2
ZZ45719		1.30	4.6	370	8.1	7.9	0.001	0.04	0.62	0.3	0.4	0.3	14.6	<0.01	<0.01	<0.2
ZZ45720		6.75	34.6	1100	35.4	31.8	<0.001	0.05	4.76	3.9	0.8	0.7	117.0	<0.01	0.03	2.2
ZZ45721		4.85	12.2	240	18.8	12.3	<0.001	0.02	1.44	1.6	0.2	1.1	6.9	<0.01	0.02	2.4
ZZ45722		9.95	45.8	340	29.6	25.0	<0.001	0.03	1.31	2.6	0.3	1.1	10.1	<0.01	0.03	2.6
ZZ45723		11.20	18.8	190	574	7.7	<0.001	0.03	1.15	1.5	1.2	0.7	10.1	0.01	0.05	1.2
ZZ45724		0.31	4.3	210	10.7	0.9	<0.001	0.05	0.15	0.2	1.3	<0.2	11.4	<0.01	0.01	<0.2
ZZ45725		0.48	5.5	230	155.5	2.7	<0.001	0.04	0.21	0.4	1.8	<0.2	15.1	<0.01	0.01	<0.2
ZZ45726		4.24	39.4	630	57.9	25.1	<0.001	0.03	0.86	3.0	0.5	0.5	18.1	<0.01	0.03	1.2
ZZ45727		1.23	7.5	220	14.3	15.5	<0.001	0.03	0.95	0.9	0.3	0.8	7.9	<0.01	0.02	0.6
ZZ45728		9.87	133.0	1830	41.3	64.3	0.001	0.05	2.72	13.8	0.9	0.6	36.4	0.01	0.01	2.9
ZZ45729		0.78	15.4	780	19.4	8.6	0.001	0.09	5.31	1.3	2.8	0.3	23.2	<0.01	0.01	0.9
ZZ45730		1.45	15.5	540	12.8	9.1	<0.001	0.03	0.87	2.1	0.5	0.5	14.1	<0.01	<0.01	1.9
ZZ45731		2.15	25.3	980	17.9	19.0	<0.001	0.03	1.20	3.0	0.5	0.6	28.0	<0.01	0.01	2.9
ZZ45732		1.11	24.2	980	74.3	20.1	<0.001	0.09	1.00	1.2	0.7	0.5	25.4	<0.01	0.01	0.3
ZZ45733		0.33	4.5	400	44.4	3.2	<0.001	0.05	0.25	0.4	<0.2	<0.2	11.2	<0.01	0.01	<0.2
ZZ45734		2.13	32.9	920	49.4	19.2	<0.001	0.06	1.69	2.9	1.2	0.6	29.6	<0.01	0.02	1.8
ZZ45735		4.02	70.9	870	121.0	26.0	<0.001	0.08	2.11	4.8	2.0	0.5	39.7	0.01	0.02	1.8
ZZ45736		1.37	25.9	930	31.4	20.8	<0.001	0.06	1.62	2.7	1.3	0.5	29.3	<0.01	0.02	1.7
ZZ45737		2.29	47.8	850	55.5	24.6	0.001	0.06	1.56	4.2	1.4	0.6	31.8	0.01	0.02	2.4
ZZ45738		2.14	31.6	890	72.0	23.0	0.003	0.07	2.72	3.9	2.5	0.6	31.3	<0.01	0.01	2.8
ZZ45739		2.37	36.2	870	112.0	23.0	0.001	0.06	2.63	3.8	1.9	0.6	30.9	<0.01	0.01	2.7
ZZ45740		0.31	2.9	440	4.8	2.8	<0.001	0.05	0.49	0.4	0.6	<0.2	16.5	<0.01	<0.01	0.2
ZZ45741		1.73	35.9	890	41.4	15.1	0.001	0.11	7.43	2.2	2.8	0.4	23.8	0.01	0.01	0.8
ZZ45742		1.05	18.0	790	118.5	11.0	0.003	0.12	2.11	1.3	4.0	0.3	24.9	<0.01	0.01	0.6
ZZ45743		0.81	18.3	820	32.0	6.6	<0.001	0.13	1.34	0.8	1.8	<0.2	37.4	0.01	0.01	0.3
ZZ45744		0.68	10.5	590	34.8	4.6	<0.001	0.07	0.32	0.6	0.6	<0.2	18.0	<0.01	0.01	<0.2
ZZ45745		0.43	5.9	450	5.3	2.4	<0.001	0.05	0.24	0.3	0.3	<0.2	17.9	<0.01	0.01	<0.2
ZZ45746		0.42	6.8	450	22.3	2.8	<0.001	0.06	0.32	0.4	0.7	<0.2	18.1	<0.01	<0.01	<0.2
ZZ45747		3.01	37.5	720	57.8	20.5	<0.001	0.05	1.04	3.9	0.7	0.5	35.6	<0.01	0.02	2.3
ZZ45748		4.90	73.4	1290	66.2	43.8	0.001	0.05	4.86	6.4	2.0	0.9	37.0	0.01	0.03	4.4
ZZ45749		0.72	27.2	680	10.6	7.1	<0.001	0.07	0.89	1.5	1.7	<0.2	22.8	<0.01	0.01	0.2
ZZ45750		0.80	26.1	1510	194.5	2.6	0.001	0.12	2.62	1.2	5.4	<0.2	23.5	0.01	0.02	0.3
ZZ45751		0.46	5.3	240	4.1	3.3	<0.001	0.05	0.26	0.3	0.5	<0.2	19.8	<0.01	0.01	<0.2
ZZ45752		1.63	44.3	660	16.7	25.2	0.001	0.08	2.94	2.8	1.8	0.4	25.8	<0.01	0.02	1.3
ZZ45753		0.63	13.7	690	17.8	6.4	0.001	0.08	1.28	0.9	2.0	0.2	24.7	<0.01	0.01	0.3
ZZ45754		2.56	47.9	990	72.0	23.1	0.003	0.09	2.84	3.1	1.8	0.4	38.1	0.01	0.02	0.7
ZZ45755		6.17	39.4	450	40.2	27.0	0.002	0.07	3.35	3.6	1.2	0.6	31.6	0.01	0.02	2.0
ZZ45756		1.22	30.4	1150	41.4	11.3	0.004	0.10	7.47	1.6	3.3	0.4	31.9	0.01	0.01	0.6
ZZ45757		0.39	13.2	700	14.7	6.6	0.004	0.04	2.39	0.9	1.8	0.2	15.2	<0.01	0.01	0.3

***** See Appendix Page for comments regarding this certificate *****

ALS Canada Ltd.
2103 Dollarton Hwy
North Vancouver BC V7H 0A7
Phone: 604 984 0221 Fax: 604 984 0218 www.alsglobal.com

To: **SILVER RANGE RESOURCES LTD.**
C/O ARCHER, CATHRO & ASSOCIATES (1981) LIMITED
1016-510 W HASTINGS ST
VANCOUVER BC V6B 1L8

Finalized Date: 2-AUG-2012
Account: RANSIL

Project: Keg-Group 7

CERTIFICATE OF ANALYSIS WH12172342

Sample Description	Method	ME-MS41	ME-MS41	ME-MS41	ME-MS41	ME-MS41	ME-MS41	ME-MS41	ME-MS41
	Analyte	Ti	Tl	U	V	W	Y	Zn	Zr
	Units	%	ppm	ppm	ppm	ppm	ppm	ppm	ppm
	LOR	0.005	0.02	0.05	1	0.05	0.05	2	0.5
ZZ45718		0.041	0.04	0.15	21	0.06	0.54	11	<0.5
ZZ45719		0.045	0.12	0.25	30	0.09	1.05	15	<0.5
ZZ45720		0.158	0.33	0.65	93	0.32	6.05	65	1.0
ZZ45721		0.145	0.17	0.54	81	0.47	1.85	40	1.8
ZZ45722		0.302	0.42	0.54	116	0.54	2.68	77	3.7
ZZ45723		0.292	0.29	0.40	69	0.36	1.77	97	1.9
ZZ45724		0.020	0.04	0.12	8	<0.05	0.59	22	0.7
ZZ45725		0.029	0.08	0.13	13	0.08	0.79	58	<0.5
ZZ45726		0.169	0.44	0.47	55	0.34	4.78	104	0.9
ZZ45727		0.058	0.14	0.48	41	0.34	2.09	28	<0.5
ZZ45728		0.333	0.51	0.44	146	0.31	10.20	57	7.0
ZZ45729		0.033	0.14	1.32	27	1.06	6.08	29	2.0
ZZ45730		0.054	0.12	0.65	34	0.21	6.30	45	0.5
ZZ45731		0.091	0.21	0.89	52	0.28	9.72	56	0.6
ZZ45732		0.040	0.20	0.91	43	0.27	5.64	103	<0.5
ZZ45733		0.020	0.06	0.37	11	0.06	2.75	13	0.5
ZZ45734		0.078	0.26	1.45	56	0.31	9.62	93	1.1
ZZ45735		0.119	0.37	2.30	76	0.31	13.55	128	2.1
ZZ45736		0.054	0.20	2.00	53	0.32	13.40	107	1.5
ZZ45737		0.083	0.26	1.67	69	0.22	11.55	131	1.7
ZZ45738		0.066	0.24	2.71	55	0.30	13.55	154	2.1
ZZ45739		0.087	0.29	2.60	63	0.24	14.65	228	1.5
ZZ45740		0.020	0.04	0.43	12	0.05	1.59	16	0.8
ZZ45741		0.050	0.56	1.98	47	0.38	8.99	91	1.2
ZZ45742		0.044	0.26	1.25	44	0.15	6.02	142	1.2
ZZ45743		0.031	0.25	0.54	18	0.10	3.48	41	1.9
ZZ45744		0.031	0.12	0.34	17	0.05	2.66	30	0.8
ZZ45745		0.030	0.11	0.23	18	<0.05	1.00	12	1.0
ZZ45746		0.024	0.09	0.27	14	0.05	1.58	19	0.9
ZZ45747		0.100	0.30	1.00	53	0.24	7.01	55	1.8
ZZ45748		0.151	0.92	1.69	93	0.84	13.85	156	3.2
ZZ45749		0.034	0.22	0.29	30	0.05	4.71	41	1.1
ZZ45750		0.026	0.32	1.09	27	0.13	7.13	51	1.7
ZZ45751		0.023	0.07	0.15	10	<0.05	0.63	14	0.6
ZZ45752		0.048	0.75	1.79	38	0.21	6.59	46	1.3
ZZ45753		0.028	0.21	1.46	24	0.08	3.89	47	1.2
ZZ45754		0.081	0.40	2.94	61	0.21	9.59	106	1.1
ZZ45755		0.162	0.31	1.40	70	0.35	4.58	73	2.6
ZZ45756		0.035	0.37	4.21	81	0.12	10.45	76	1.3
ZZ45757		0.029	0.17	1.62	37	0.09	4.10	42	0.6

***** See Appendix Page for comments regarding this certificate *****

ALS Canada Ltd.
2103 Dollarton Hwy
North Vancouver BC V7H 0A7
Phone: 604 984 0221 Fax: 604 984 0218 www.alsglobal.com

To: **SILVER RANGE RESOURCES LTD.**
C/O ARCHER, CATHRO & ASSOCIATES (1981) LIMITED
1016-510 W HASTINGS ST
VANCOUVER BC V6B 1L8

Finalized Date: 2-AUG-2012
Account: RANSIL

Project: Keg-Group 7

CERTIFICATE OF ANALYSIS WH12172342

Sample Description	Method	WEI-21	Au-ICP21	ME-MS41	ME-MS41	ME-MS41	ME-MS41	ME-MS41	ME-MS41	ME-MS41	ME-MS41	ME-MS41	ME-MS41	ME-MS41	ME-MS41	ME-MS41
	Analyte	Recvd Wt.	Au	Ag	Al	As	Au	B	Ba	Be	Bi	Ca	Cd	Ce	Co	Cr
	Units	kg	ppm	ppm	%	ppm	ppm	ppm	ppm	ppm	ppm	%	ppm	ppm	ppm	ppm
	LOR	0.02	0.001	0.01	0.01	0.1	0.2	10	10	0.05	0.01	0.01	0.01	0.02	0.1	1
ZZ45758		0.32	0.005	0.52	2.29	61.3	<0.2	<10	120	0.46	0.27	0.47	0.60	29.7	16.4	142
ZZ45759		0.31	<0.001	0.15	1.18	21.2	<0.2	<10	90	0.18	0.28	0.17	0.33	25.4	4.7	45
ZZ45761		0.41	0.001	0.56	4.09	43.0	<0.2	<10	410	1.35	0.35	2.16	1.04	49.8	36.7	394

***** See Appendix Page for comments regarding this certificate *****

ALS Canada Ltd.
2103 Dollarton Hwy
North Vancouver BC V7H 0A7
Phone: 604 984 0221 Fax: 604 984 0218 www.alsglobal.com

To: **SILVER RANGE RESOURCES LTD.**
C/O ARCHER, CATHRO & ASSOCIATES (1981) LIMITED
1016-510 W HASTINGS ST
VANCOUVER BC V6B 1L8

Finalized Date: 2-AUG-2012
Account: RANSIL

Project: Keg-Group 7

CERTIFICATE OF ANALYSIS WH12172342

Sample Description	Method	ME-MS41	ME-MS41	ME-MS41	ME-MS41	ME-MS41	ME-MS41	ME-MS41	ME-MS41	ME-MS41	ME-MS41	ME-MS41	ME-MS41	ME-MS41	ME-MS41	ME-MS41
	Analyte	Cs	Cu	Fe	Ga	Ge	Hf	Hg	In	K	La	Li	Mg	Mn	Mo	Na
	Units	ppm	ppm	%	ppm	ppm	ppm	ppm	ppm	%	ppm	ppm	%	ppm	ppm	%
	LOR	0.05	0.2	0.01	0.05	0.05	0.02	0.01	0.005	0.01	0.2	0.1	0.01	5	0.05	0.01
ZZ45758		9.55	25.5	3.66	7.90	0.07	0.07	0.05	0.022	0.21	13.3	51.7	2.05	413	2.38	0.01
ZZ45759		6.73	10.1	2.06	7.73	0.05	0.04	0.02	0.014	0.14	13.1	13.2	0.56	212	2.03	0.01
ZZ45761		27.4	56.8	5.44	9.99	0.16	0.22	0.04	0.025	0.98	24.7	60.7	4.51	1200	1.37	0.02

***** See Appendix Page for comments regarding this certificate *****

ALS Canada Ltd.
2103 Dollarton Hwy
North Vancouver BC V7H 0A7
Phone: 604 984 0221 Fax: 604 984 0218 www.alsglobal.com

To: **SILVER RANGE RESOURCES LTD.**
C/O ARCHER, CATHRO & ASSOCIATES (1981) LIMITED
1016-510 W HASTINGS ST
VANCOUVER BC V6B 1L8

Finalized Date: 2-AUG-2012
Account: RANSIL

Project: Keg-Group 7

CERTIFICATE OF ANALYSIS WH12172342

Sample Description	Method	ME-MS41	ME-MS41	ME-MS41	ME-MS41	ME-MS41	ME-MS41	ME-MS41	ME-MS41	ME-MS41	ME-MS41	ME-MS41	ME-MS41	ME-MS41	ME-MS41	ME-MS41
	Analyte	Nb	Ni	P	Pb	Rb	Re	S	Sb	Sc	Se	Sn	Sr	Ta	Te	Th
	Units	ppm	ppm	ppm	ppm	ppm	ppm	%	ppm	ppm	ppm	ppm	ppm	ppm	ppm	ppm
	LOR	0.05	0.2	10	0.2	0.1	0.001	0.01	0.05	0.1	0.2	0.2	0.2	0.01	0.01	0.2
ZZ45758		6.42	77.3	670	59.7	25.5	<0.001	0.02	3.09	5.7	0.7	0.8	14.9	<0.01	0.03	2.4
ZZ45759		4.90	19.8	260	32.0	30.0	<0.001	0.01	2.21	2.6	0.4	0.9	10.8	<0.01	0.03	2.5
ZZ45761		6.39	169.5	2460	43.6	89.5	0.001	0.02	6.72	12.4	1.0	0.7	31.5	<0.01	0.02	4.0

***** See Appendix Page for comments regarding this certificate *****

ALS Canada Ltd.
2103 Dollarton Hwy
North Vancouver BC V7H 0A7
Phone: 604 984 0221 Fax: 604 984 0218 www.alsglobal.com

To: **SILVER RANGE RESOURCES LTD.**
C/O ARCHER, CATHRO & ASSOCIATES (1981) LIMITED
1016-510 W HASTINGS ST
VANCOUVER BC V6B 1L8

Finalized Date: 2-AUG-2012
Account: RANSIL

Project: Keg-Group 7

CERTIFICATE OF ANALYSIS WH12172342

Sample Description	Method	ME-MS41	ME-MS41	ME-MS41	ME-MS41	ME-MS41	ME-MS41	ME-MS41	ME-MS41
	Analyte	Ti	Tl	U	V	W	Y	Zn	Zr
	Units	%	ppm	ppm	ppm	ppm	ppm	ppm	ppm
	LOR	0.005	0.02	0.05	1	0.05	0.05	2	0.5
ZZ45758		0.217	0.34	0.64	120	0.69	4.73	139	2.6
ZZ45759		0.186	0.31	0.48	92	0.56	2.47	59	1.4
ZZ45761		0.282	1.25	0.72	155	0.41	14.05	86	6.3

***** See Appendix Page for comments regarding this certificate *****

ALS Canada Ltd.
2103 Dollarton Hwy
North Vancouver BC V7H 0A7
Phone: 604 984 0221 Fax: 604 984 0218 www.alsglobal.com

To: **SILVER RANGE RESOURCES LTD.**
C/O ARCHER, CATHRO & ASSOCIATES (1981) LIMITED
1016-510 W HASTINGS ST
VANCOUVER BC V6B 1L8

Project: Keg-Group 7

Finalized Date: 2-AUG-2012
Account: RANSIL

CERTIFICATE OF ANALYSIS WH12172342

Method	CERTIFICATE COMMENTS
ME-MS41	Gold determinations by this method are semi-quantitative due to the small sample weight used (0.5g).

ALS Canada Ltd.

2103 Dollarton Hwy
North Vancouver BC V7H 0A7
Phone: 604 984 0221 Fax: 604 984 0218 www.alsglobal.com

To: **SILVER RANGE RESOURCES LTD.**
C/O ARCHER, CATHRO & ASSOCIATES (1981) LIMITED
1016-510 W HASTINGS ST
VANCOUVER BC V6B 1L8

Finalized Date: 6-AUG-2012
Account: RANSIL

CERTIFICATE WH12172343

Project: Keg-Group 7

P.O. No.:

This report is for 163 Soil samples submitted to our lab in Whitehorse, YT, Canada on 23-JUL-2012.

The following have access to data associated with this certificate:

MATT DUMALA	JOAN MARIACHER	

SAMPLE PREPARATION

ALS CODE	DESCRIPTION
WEI-21	Received Sample Weight
LOG-22	Sample login - Rcd w/o BarCode
SCR-41	Screen to -180um and save both
EXTRA-01	Extra Sample received in Shipment

ANALYTICAL PROCEDURES

ALS CODE	DESCRIPTION	INSTRUMENT
ME-OG46	Ore Grade Elements - AquaRegia	ICP-AES
Pb-OG46	Ore Grade Pb - Aqua Regia	VARIABLE
Au-ICP21	Au 30g FA ICP-AES Finish	ICP-AES
ME-MS41	51 anal. aqua regia ICPMS	

To: **SILVER RANGE RESOURCES LTD.**
ATTN: JOAN MARIACHER
C/O ARCHER, CATHRO & ASSOCIATES (1981) LIMITED
1016-510 W HASTINGS ST
VANCOUVER BC V6B 1L8

This is the Final Report and supersedes any preliminary report with this certificate number. Results apply to samples as submitted. All pages of this report have been checked and approved for release.

***** See Appendix Page for comments regarding this certificate *****

Signature: 

Colin Ramshaw, Vancouver Laboratory Manager

ALS Canada Ltd.
2103 Dollarton Hwy
North Vancouver BC V7H 0A7
Phone: 604 984 0221 Fax: 604 984 0218 www.alsglobal.com

To: **SILVER RANGE RESOURCES LTD.**
C/O ARCHER, CATHRO & ASSOCIATES (1981) LIMITED
1016-510 W HASTINGS ST
VANCOUVER BC V6B 1L8

Finalized Date: 6-AUG-2012
Account: RANSIL

Project: Keg-Group 7

CERTIFICATE OF ANALYSIS WH12172343

Sample Description	Method	WEI-21	Au-ICP21	ME-MS41	ME-MS41	ME-MS41	ME-MS41	ME-MS41	ME-MS41	ME-MS41	ME-MS41	ME-MS41	ME-MS41	ME-MS41	ME-MS41	ME-MS41
	Analyte	Recvd Wt.	Au	Ag	Al	As	Au	B	Ba	Be	Bi	Ca	Cd	Ce	Co	Cr
	Units	kg	ppm	ppm	%	ppm	ppm	ppm	ppm	ppm	ppm	%	ppm	ppm	ppm	ppm
	LOR	0.02	0.001	0.01	0.01	0.1	0.2	10	10	0.05	0.01	0.01	0.01	0.02	0.1	1
ZZ46202		0.23	0.003	0.22	0.51	35.3	<0.2	<10	70	0.13	0.25	0.05	0.75	17.05	2.8	10
ZZ46203		0.24	0.005	1.01	2.56	152.5	<0.2	<10	290	1.63	0.43	0.48	2.20	23.5	7.9	33
ZZ46204		0.27	0.002	0.21	1.24	13.5	<0.2	<10	100	0.31	0.23	0.10	0.92	19.80	5.0	21
ZZ46205		0.23	0.002	0.67	0.97	7.1	<0.2	<10	120	0.37	0.12	0.12	1.36	14.15	1.9	11
ZZ46206		0.23	0.003	0.55	1.75	61.9	<0.2	<10	150	0.63	0.29	0.14	1.08	27.3	7.1	29
ZZ46207		0.29	0.003	0.49	1.39	13.1	<0.2	<10	190	0.52	0.24	0.22	1.51	27.7	6.3	23
ZZ46208		0.33	0.003	0.31	1.49	13.3	<0.2	<10	220	0.65	0.16	0.32	1.19	30.7	7.2	26
ZZ46209		0.24	0.003	0.38	1.36	12.3	<0.2	<10	190	0.61	0.14	0.27	0.97	23.5	6.4	23
ZZ46210		0.29	0.003	0.24	1.47	17.0	<0.2	<10	210	0.64	0.14	0.27	0.84	28.7	7.3	25
ZZ46211		0.31	0.003	0.32	1.67	13.7	<0.2	<10	220	0.75	0.18	0.28	0.71	28.3	7.7	27
ZZ46212		0.23	0.003	0.36	1.48	13.1	<0.2	<10	170	0.66	0.12	0.27	0.76	20.1	5.6	25
ZZ46213		0.35	0.004	0.46	1.67	14.9	<0.2	<10	170	0.84	0.18	0.24	0.97	27.5	6.5	26
ZZ46214		0.23	0.002	0.29	0.86	32.2	<0.2	<10	80	0.20	0.23	0.11	0.55	14.65	3.3	14
ZZ46215		0.19	0.002	0.19	0.53	11.5	<0.2	<10	50	0.10	0.20	0.04	0.21	27.5	1.8	12
ZZ46216		0.20	0.003	0.25	0.76	18.3	<0.2	<10	110	0.22	0.32	0.11	0.40	22.1	3.2	17
ZZ46217		0.22	0.002	0.63	1.39	22.7	<0.2	<10	150	0.83	0.19	0.27	1.12	14.70	4.6	12
ZZ46234		0.21	0.001	0.10	1.47	18.8	<0.2	<10	130	0.37	0.31	0.13	1.43	24.4	6.1	30
ZZ46235		0.28	0.002	0.24	1.33	14.4	<0.2	<10	200	0.55	0.15	0.31	0.94	28.3	6.0	26
ZZ46236		0.25	0.003	0.35	1.27	28.4	<0.2	<10	140	0.41	0.15	0.16	1.75	15.55	4.0	18
ZZ46237		0.19	0.003	0.19	1.34	12.6	<0.2	<10	210	0.49	0.16	0.26	1.46	24.3	6.2	25
ZZ46238		0.28	0.006	0.24	1.45	14.0	<0.2	<10	220	0.66	0.21	0.28	2.04	36.0	8.3	28
ZZ46239		0.33	0.004	0.19	1.45	12.7	<0.2	<10	290	0.74	0.16	0.29	1.03	35.6	8.6	28
ZZ46240		0.24	0.005	0.26	1.46	13.9	<0.2	<10	290	0.66	0.16	0.30	1.16	34.2	7.5	29
ZZ46241		0.35	0.003	0.28	1.65	14.9	<0.2	<10	240	0.63	0.18	0.27	0.63	36.5	6.6	29
ZZ46242		0.29	0.003	0.30	1.49	11.2	<0.2	<10	220	0.50	0.18	0.25	0.40	32.0	5.8	27
ZZ46243		0.28	0.004	0.33	1.68	13.1	<0.2	<10	180	0.48	0.19	0.26	0.37	27.6	5.3	28
ZZ46244		Not Recvd														
ZZ46245		0.28	0.004	0.13	1.63	15.0	<0.2	<10	200	0.52	0.27	0.19	0.83	32.7	8.4	30
ZZ46303		0.26	0.003	0.53	1.72	39.1	<0.2	<10	190	0.68	0.26	1.40	0.73	30.4	14.5	58
ZZ46304		0.24	0.001	0.28	1.08	10.0	<0.2	<10	140	0.32	0.32	0.71	0.28	22.5	6.7	29
ZZ46305		0.21	0.001	0.41	0.65	4.9	<0.2	<10	80	0.18	0.09	0.32	0.24	10.35	3.2	19
ZZ46306		0.30	0.026	0.28	1.53	32.3	<0.2	<10	140	0.62	0.19	0.30	0.48	32.3	9.7	39
ZZ46307		0.30	0.002	0.20	0.78	16.9	<0.2	<10	140	0.38	0.15	0.17	0.29	11.05	6.2	15
ZZ46308		0.25	0.001	2.79	0.66	14.1	<0.2	<10	180	0.24	0.20	0.03	0.26	17.80	1.4	16
ZZ46309		0.32	0.003	1.00	2.04	43.0	<0.2	<10	220	0.59	0.32	0.37	0.59	35.9	9.4	48
ZZ46310		0.27	0.002	0.29	0.82	14.9	<0.2	<10	150	0.20	0.26	0.15	0.32	29.9	3.0	24
ZZ46311		0.26	0.003	1.19	2.06	28.9	<0.2	<10	220	0.92	0.38	0.50	0.78	40.1	8.6	43
ZZ46312		0.32	0.006	0.87	1.12	20.4	<0.2	<10	150	0.45	0.27	0.44	0.53	36.1	6.4	34
ZZ46313		0.27	0.003	0.78	2.20	35.1	<0.2	<10	250	0.98	0.55	0.27	0.86	31.8	10.5	44
ZZ46314		0.23	0.002	1.62	1.89	43.5	<0.2	<10	150	0.68	0.35	0.23	0.52	30.3	9.6	44

***** See Appendix Page for comments regarding this certificate *****

ALS Canada Ltd.
2103 Dollarton Hwy
North Vancouver BC V7H 0A7
Phone: 604 984 0221 Fax: 604 984 0218 www.alsglobal.com

To: **SILVER RANGE RESOURCES LTD.**
C/O ARCHER, CATHRO & ASSOCIATES (1981) LIMITED
1016-510 W HASTINGS ST
VANCOUVER BC V6B 1L8

Finalized Date: 6-AUG-2012
Account: RANSIL

Project: Keg-Group 7

CERTIFICATE OF ANALYSIS WH12172343

Sample Description	Method Analyte Units LOR	ME-MS41 Cs ppm 0.05	ME-MS41 Cu ppm 0.2	ME-MS41 Fe % 0.01	ME-MS41 Ga ppm 0.05	ME-MS41 Ge ppm 0.05	ME-MS41 Hf ppm 0.02	ME-MS41 Hg ppm 0.01	ME-MS41 In ppm 0.005	ME-MS41 K % 0.01	ME-MS41 La ppm 0.2	ME-MS41 Li ppm 0.1	ME-MS41 Mg % 0.01	ME-MS41 Mn ppm 5	ME-MS41 Mo ppm 0.05	ME-MS41 Na % 0.01
ZZ46202		1.61	14.1	1.21	3.89	<0.05	<0.02	0.03	0.013	0.03	8.7	1.7	0.06	199	8.40	0.01
ZZ46203		5.51	48.1	3.01	6.93	0.06	0.02	0.08	0.043	0.07	14.0	28.3	0.52	443	17.65	0.01
ZZ46204		1.45	18.0	2.21	5.64	<0.05	<0.02	0.07	0.023	0.05	9.2	8.3	0.26	193	3.93	0.01
ZZ46205		0.94	24.8	1.08	3.42	<0.05	<0.02	0.09	0.016	0.03	7.1	2.0	0.07	41	3.39	0.01
ZZ46206		2.09	24.0	2.87	7.18	0.05	<0.02	0.09	0.029	0.07	13.8	18.2	0.39	314	9.50	0.01
ZZ46207		1.75	15.2	2.14	5.88	<0.05	<0.02	0.06	0.022	0.06	14.2	11.3	0.29	222	6.11	0.01
ZZ46208		1.35	29.8	2.46	4.60	0.08	0.05	0.04	0.027	0.07	15.5	12.8	0.44	216	5.16	0.01
ZZ46209		1.23	26.2	2.49	4.39	0.05	<0.02	0.03	0.020	0.05	11.6	10.4	0.32	216	6.11	0.01
ZZ46210		1.58	29.3	2.64	4.54	0.07	0.03	0.04	0.026	0.06	14.0	12.6	0.40	230	8.08	0.01
ZZ46211		1.88	34.7	2.53	5.25	0.06	0.05	0.03	0.027	0.07	14.0	14.2	0.44	198	6.52	0.01
ZZ46212		2.06	37.7	2.36	4.63	0.05	0.02	0.05	0.022	0.08	9.7	14.1	0.45	176	6.98	<0.01
ZZ46213		1.84	36.1	2.55	5.21	0.05	0.02	0.06	0.029	0.06	13.9	14.0	0.41	209	6.29	0.01
ZZ46214		1.69	19.0	1.50	4.54	<0.05	<0.02	0.04	0.012	0.05	6.9	5.1	0.15	162	6.06	0.02
ZZ46215		1.74	7.1	1.01	6.44	<0.05	0.02	0.04	0.009	0.04	13.7	2.2	0.07	58	7.27	0.01
ZZ46216		4.04	16.9	1.77	5.26	<0.05	<0.02	0.06	0.018	0.06	11.1	4.5	0.16	146	10.80	<0.01
ZZ46217		3.05	35.3	1.54	4.02	<0.05	<0.02	0.03	0.015	0.03	8.4	4.9	0.14	407	6.53	0.02
ZZ46234		2.43	18.2	3.37	9.51	0.05	0.02	0.03	0.031	0.08	11.7	8.8	0.33	266	6.26	0.01
ZZ46235		1.29	22.6	2.17	4.55	0.06	0.02	0.02	0.025	0.06	14.2	12.9	0.41	211	7.38	0.01
ZZ46236		1.93	20.8	1.72	4.26	<0.05	<0.02	0.03	0.016	0.05	7.6	8.6	0.26	150	5.09	0.01
ZZ46237		1.52	26.7	2.35	4.47	<0.05	<0.02	0.02	0.020	0.06	12.1	12.2	0.46	238	6.06	0.01
ZZ46238		1.36	40.7	2.49	4.49	0.06	0.04	0.03	0.023	0.06	17.0	13.2	0.49	299	5.17	0.01
ZZ46239		1.44	32.3	2.32	4.69	0.06	0.03	0.02	0.023	0.07	17.1	14.0	0.47	271	5.34	0.01
ZZ46240		1.62	37.6	2.35	4.65	0.07	0.03	0.03	0.024	0.08	16.2	13.9	0.49	273	8.48	0.01
ZZ46241		1.49	31.2	2.32	4.95	0.06	0.02	0.03	0.026	0.06	18.6	14.5	0.52	200	6.23	0.01
ZZ46242		1.37	23.3	2.09	4.62	0.05	<0.02	0.05	0.022	0.05	16.8	13.2	0.47	171	5.29	0.01
ZZ46243		1.58	22.9	2.26	4.97	0.05	0.02	0.04	0.020	0.05	13.4	13.9	0.46	189	6.80	0.01
ZZ46244																
ZZ46245		1.60	21.1	2.77	6.03	<0.05	<0.02	0.03	0.027	0.06	15.6	14.1	0.40	384	4.99	0.01
ZZ46303		10.40	44.7	2.49	5.81	0.08	0.05	0.08	0.019	0.12	14.9	32.4	1.15	561	12.80	0.02
ZZ46304		3.18	16.4	1.75	4.35	<0.05	0.02	0.02	0.015	0.08	11.2	15.3	0.47	198	4.11	0.02
ZZ46305		2.09	13.0	1.04	2.72	<0.05	<0.02	0.02	0.006	0.05	5.3	7.6	0.28	78	2.74	0.03
ZZ46306		4.42	37.7	2.49	6.32	0.08	0.02	0.03	0.016	0.09	16.6	24.1	0.78	425	13.45	0.01
ZZ46307		2.65	37.9	2.45	4.80	<0.05	<0.02	0.01	0.014	0.05	6.5	4.2	0.25	133	18.70	0.02
ZZ46308		3.48	13.1	1.11	3.73	<0.05	<0.02	0.06	0.012	0.09	9.9	2.9	0.06	25	15.00	0.01
ZZ46309		7.59	31.8	2.83	6.69	0.08	0.05	0.06	0.027	0.15	18.7	23.2	0.68	341	12.25	0.01
ZZ46310		4.44	13.9	1.41	5.50	<0.05	<0.02	<0.01	0.010	0.09	15.9	6.3	0.24	93	5.59	0.01
ZZ46311		4.99	40.6	2.31	5.10	0.07	0.07	0.08	0.025	0.12	20.5	23.3	0.65	271	8.37	0.01
ZZ46312		4.55	26.0	1.52	4.18	0.07	0.02	0.06	0.014	0.11	19.0	15.4	0.55	208	10.10	0.01
ZZ46313		3.75	39.9	2.71	6.45	0.06	0.06	0.06	0.028	0.10	16.7	26.2	0.65	191	8.01	0.01
ZZ46314		5.88	29.2	3.76	7.06	0.05	0.02	0.03	0.027	0.13	16.7	22.8	0.66	262	11.80	<0.01

***** See Appendix Page for comments regarding this certificate *****

ALS Canada Ltd.
2103 Dollarton Hwy
North Vancouver BC V7H 0A7
Phone: 604 984 0221 Fax: 604 984 0218 www.alsglobal.com

To: **SILVER RANGE RESOURCES LTD.**
C/O ARCHER, CATHRO & ASSOCIATES (1981) LIMITED
1016-510 W HASTINGS ST
VANCOUVER BC V6B 1L8

Finalized Date: 6-AUG-2012
Account: RANSIL

Project: Keg-Group 7

CERTIFICATE OF ANALYSIS WH12172343

Sample Description	Method	ME-MS41	ME-MS41	ME-MS41	ME-MS41	ME-MS41	ME-MS41	ME-MS41	ME-MS41	ME-MS41	ME-MS41	ME-MS41	ME-MS41	ME-MS41	ME-MS41	ME-MS41
	Analyte	Nb	Ni	P	Pb	Rb	Re	S	Sb	Sc	Se	Sn	Sr	Ta	Te	Th
	Units	ppm	ppm	ppm	ppm	ppm	ppm	%	ppm	ppm	ppm	ppm	ppm	ppm	ppm	ppm
	LOR	0.05	0.2	10	0.2	0.1	0.001	0.01	0.05	0.1	0.2	0.2	0.2	0.01	0.01	0.2
ZZ46202		0.68	8.7	400	40.1	8.8	<0.001	0.02	2.34	0.4	0.2	1.1	8.3	<0.01	0.04	<0.2
ZZ46203		0.52	45.4	2620	66.7	14.8	0.009	0.14	4.42	1.0	1.8	0.7	34.6	<0.01	0.03	0.2
ZZ46204		0.66	13.9	690	22.6	7.9	<0.001	0.03	1.35	0.7	0.4	0.6	11.5	<0.01	0.02	<0.2
ZZ46205		0.26	8.0	1260	16.4	4.8	<0.001	0.07	1.06	0.1	0.7	0.4	13.7	<0.01	<0.01	<0.2
ZZ46206		1.62	23.2	620	29.4	12.0	<0.001	0.02	2.50	2.2	0.8	0.8	14.7	<0.01	0.06	1.8
ZZ46207		1.30	20.8	560	18.8	11.0	<0.001	0.01	1.82	2.0	0.5	0.7	20.2	<0.01	0.02	2.0
ZZ46208		1.37	29.5	970	15.4	9.0	<0.001	<0.01	2.50	2.7	0.8	0.5	29.3	<0.01	0.04	3.6
ZZ46209		0.77	24.5	900	17.7	7.8	<0.001	0.02	2.92	1.6	0.6	0.4	31.6	<0.01	0.02	0.9
ZZ46210		1.18	28.4	700	19.0	8.4	0.002	0.01	3.76	2.4	0.6	0.4	57.9	<0.01	0.01	2.4
ZZ46211		1.36	32.0	940	16.7	10.6	0.001	0.01	2.56	2.6	0.9	0.5	27.3	0.01	0.04	2.8
ZZ46212		1.02	28.3	1050	21.2	10.2	<0.001	0.03	3.28	1.6	0.7	0.4	31.6	<0.01	0.03	1.1
ZZ46213		1.01	27.0	1010	17.1	10.6	<0.001	0.02	2.76	1.8	1.2	0.5	29.2	<0.01	0.04	1.0
ZZ46214		0.62	10.8	520	34.8	7.9	<0.001	0.02	2.58	0.6	0.4	0.9	15.5	<0.01	0.04	<0.2
ZZ46215		1.18	7.8	190	11.5	8.3	0.001	<0.01	1.89	0.8	<0.2	1.1	6.3	<0.01	0.03	0.9
ZZ46216		1.20	15.9	470	27.4	13.9	<0.001	0.03	4.58	0.9	0.6	1.1	12.3	<0.01	0.04	0.5
ZZ46217		0.22	13.1	1690	47.1	8.6	0.001	0.10	1.51	0.3	0.6	0.3	20.6	<0.01	0.01	<0.2
ZZ46234		1.46	18.4	630	26.6	13.5	<0.001	0.04	1.94	1.1	0.3	0.9	14.8	<0.01	0.05	0.3
ZZ46235		1.16	28.5	810	19.2	9.8	<0.001	0.01	2.97	2.1	0.6	0.5	28.5	<0.01	0.02	1.5
ZZ46236		0.33	19.4	870	16.8	8.6	0.001	0.04	1.79	0.5	0.6	0.6	18.3	<0.01	<0.01	<0.2
ZZ46237		0.71	26.2	810	19.6	9.5	<0.001	0.01	2.64	1.6	0.5	0.4	30.4	<0.01	0.01	0.7
ZZ46238		1.15	34.1	950	37.3	9.5	0.001	<0.01	2.32	3.2	0.9	0.5	23.3	<0.01	0.03	3.3
ZZ46239		1.06	34.2	970	14.5	10.3	0.001	<0.01	2.27	3.0	0.7	0.5	26.1	<0.01	0.03	2.8
ZZ46240		1.29	34.3	860	18.9	11.2	<0.001	<0.01	3.43	3.0	0.8	0.5	30.2	<0.01	0.05	3.5
ZZ46241		1.22	31.4	750	18.0	9.3	<0.001	<0.01	3.19	3.4	0.7	0.5	25.0	<0.01	0.04	2.8
ZZ46242		0.88	24.9	820	20.1	8.2	<0.001	<0.01	2.11	2.5	0.7	0.5	20.6	<0.01	0.02	1.2
ZZ46243		0.97	25.7	800	18.7	8.1	<0.001	0.01	2.59	1.8	1.0	0.5	21.6	<0.01	0.05	0.9
ZZ46244																
ZZ46245		0.53	23.6	880	20.7	9.8	<0.001	0.01	1.77	1.2	0.5	0.7	15.9	<0.01	0.03	0.3
ZZ46303		4.80	65.0	1000	35.9	20.0	0.004	0.06	6.13	3.7	4.4	0.6	48.1	0.01	0.02	2.1
ZZ46304		2.47	20.4	570	30.4	14.7	0.001	0.02	1.58	2.0	1.0	0.5	26.0	<0.01	<0.01	1.6
ZZ46305		1.30	15.6	500	12.9	7.8	<0.001	0.02	1.42	0.9	0.7	0.3	16.1	<0.01	<0.01	0.3
ZZ46306		3.42	49.5	990	44.1	15.4	0.001	0.02	5.20	2.2	2.0	0.6	21.3	<0.01	0.02	1.1
ZZ46307		0.39	68.9	570	17.4	9.7	0.001	0.01	4.54	0.7	0.7	0.5	15.8	<0.01	0.02	<0.2
ZZ46308		1.06	7.7	530	29.3	17.2	<0.001	0.09	8.08	1.1	2.3	0.5	30.7	<0.01	0.04	0.4
ZZ46309		4.31	39.8	2310	52.8	24.3	<0.001	0.06	11.90	4.2	2.9	0.7	33.7	<0.01	0.07	3.7
ZZ46310		1.49	15.1	650	33.2	15.5	<0.001	0.01	5.09	1.2	0.8	0.7	24.9	<0.01	0.04	0.3
ZZ46311		4.78	45.9	1570	63.8	17.1	<0.001	0.02	8.14	4.3	1.3	0.6	35.0	0.01	0.06	4.7
ZZ46312		3.22	35.5	1080	41.5	14.8	0.002	0.04	12.80	2.7	1.5	0.5	27.5	<0.01	0.05	2.2
ZZ46313		3.45	54.5	970	138.5	16.3	0.001	0.03	9.71	3.8	1.5	0.7	23.3	0.01	0.05	4.3
ZZ46314		2.74	72.1	2650	49.8	22.9	0.001	0.04	7.03	3.3	1.9	0.7	24.6	<0.01	0.05	2.5

***** See Appendix Page for comments regarding this certificate *****

ALS Canada Ltd.
2103 Dollarton Hwy
North Vancouver BC V7H 0A7
Phone: 604 984 0221 Fax: 604 984 0218 www.alsglobal.com

To: **SILVER RANGE RESOURCES LTD.**
C/O ARCHER, CATHRO & ASSOCIATES (1981) LIMITED
1016-510 W HASTINGS ST
VANCOUVER BC V6B 1L8

Finalized Date: 6-AUG-2012
Account: RANSIL

Project: Keg-Group 7

CERTIFICATE OF ANALYSIS WH12172343

Sample Description	Method	ME-MS41	ME-MS41	ME-MS41	ME-MS41	ME-MS41	ME-MS41	ME-MS41	ME-MS41	Pb-OG46
	Analyte	Ti	Tl	U	V	W	Y	Zn	Zr	Pb
	Units	%	ppm	ppm	ppm	ppm	ppm	ppm	ppm	%
	LOR	0.005	0.02	0.05	1	0.05	0.05	2	0.5	0.001
ZZ46202		0.036	0.16	0.78	90	0.31	1.64	58	<0.5	
ZZ46203		0.016	0.30	9.96	167	0.30	11.05	859	0.6	
ZZ46204		0.043	0.15	1.14	74	0.24	3.10	87	<0.5	
ZZ46205		0.010	0.16	2.72	51	0.14	3.61	51	<0.5	
ZZ46206		0.058	0.21	1.65	142	0.46	4.26	233	0.6	
ZZ46207		0.052	0.18	1.35	96	0.49	4.62	251	0.5	
ZZ46208		0.061	0.16	1.95	67	0.37	7.17	293	2.0	
ZZ46209		0.050	0.14	1.97	77	0.32	5.83	181	0.5	
ZZ46210		0.058	0.18	2.52	93	0.27	7.22	256	1.2	
ZZ46211		0.061	0.20	2.49	82	0.37	7.66	185	1.4	
ZZ46212		0.056	0.24	2.41	97	0.25	6.16	285	0.9	
ZZ46213		0.050	0.21	2.37	75	0.75	6.25	222	0.6	
ZZ46214		0.045	0.14	1.14	97	0.22	2.13	110	<0.5	
ZZ46215		0.047	0.33	0.95	94	0.20	1.89	34	0.8	
ZZ46216		0.056	0.18	1.30	150	0.30	2.39	97	0.6	
ZZ46217		0.014	0.12	4.52	84	0.19	8.93	106	<0.5	
ZZ46234		0.068	0.24	1.59	142	0.35	3.86	108	0.9	
ZZ46235		0.061	0.16	2.08	129	0.36	5.99	228	0.7	
ZZ46236		0.024	0.13	1.86	81	0.20	3.38	322	<0.5	
ZZ46237		0.052	0.14	1.77	104	0.29	5.28	325	<0.5	
ZZ46238		0.061	0.18	2.93	97	0.32	10.80	370	1.1	
ZZ46239		0.064	0.18	2.67	99	0.32	10.20	216	1.5	
ZZ46240		0.079	0.24	3.62	164	0.35	10.15	258	1.7	
ZZ46241		0.072	0.20	2.74	113	0.28	9.97	172	0.8	
ZZ46242		0.056	0.19	2.28	84	0.27	7.96	112	0.5	
ZZ46243		0.052	0.22	2.14	95	0.28	5.57	132	0.7	
ZZ46244										
ZZ46245		0.037	0.21	1.74	88	0.59	5.73	107	<0.5	
ZZ46303		0.097	0.58	3.68	115	0.30	8.64	76	2.6	
ZZ46304		0.070	0.27	0.89	70	0.27	3.46	54	0.7	
ZZ46305		0.047	0.23	0.62	42	0.14	2.40	30	<0.5	
ZZ46306		0.091	0.31	1.44	195	0.33	7.78	55	1.0	
ZZ46307		0.015	0.66	0.91	265	0.22	5.88	22	<0.5	
ZZ46308		0.024	2.65	1.54	119	0.31	3.75	14	<0.5	
ZZ46309		0.098	1.33	1.84	171	0.57	8.36	90	1.7	
ZZ46310		0.057	0.72	0.93	101	0.28	4.03	36	<0.5	
ZZ46311		0.109	0.94	2.07	123	0.45	10.45	86	2.8	
ZZ46312		0.102	0.76	1.50	113	0.44	9.76	54	1.1	
ZZ46313		0.078	0.51	1.40	128	0.37	7.84	181	2.1	
ZZ46314		0.057	0.83	1.48	207	0.43	7.23	171	1.0	

***** See Appendix Page for comments regarding this certificate *****

ALS Canada Ltd.
2103 Dollarton Hwy
North Vancouver BC V7H 0A7
Phone: 604 984 0221 Fax: 604 984 0218 www.alsglobal.com

To: **SILVER RANGE RESOURCES LTD.**
C/O ARCHER, CATHRO & ASSOCIATES (1981) LIMITED
1016-510 W HASTINGS ST
VANCOUVER BC V6B 1L8

Finalized Date: 6-AUG-2012
Account: RANSIL

Project: Keg-Group 7

CERTIFICATE OF ANALYSIS WH12172343

Sample Description	Method	WEI-21	Au-ICP21	ME-MS41	ME-MS41	ME-MS41	ME-MS41	ME-MS41	ME-MS41	ME-MS41	ME-MS41	ME-MS41	ME-MS41	ME-MS41	ME-MS41	ME-MS41
	Analyte	Recvd Wt.	Au	Ag	Al	As	Au	B	Ba	Be	Bi	Ca	Cd	Ce	Co	Cr
	Units	kg	ppm	ppm	%	ppm	ppm	ppm	ppm	ppm	ppm	%	ppm	ppm	ppm	ppm
	LOR	0.02	0.001	0.01	0.01	0.1	0.2	10	10	0.05	0.01	0.01	0.01	0.02	0.1	1
ZZ46315		0.25	0.004	0.76	2.17	28.2	<0.2	<10	290	0.86	0.40	0.42	0.58	43.6	11.7	47
ZZ46316		0.46	0.005	0.51	1.56	26.0	<0.2	<10	200	0.78	0.37	0.57	0.59	45.0	11.0	41
ZZ46317		0.41	0.003	0.45	1.55	22.2	<0.2	<10	180	0.71	0.44	0.67	0.75	43.1	12.9	51
ZZ46318		0.29	0.003	0.96	2.08	50.3	<0.2	<10	150	0.74	0.45	0.38	0.81	33.0	12.1	63
ZZ46319		0.29	0.002	0.41	2.11	40.7	<0.2	<10	230	0.87	0.56	0.41	0.70	37.1	10.2	54
ZZ46320		0.24	0.003	0.90	1.49	29.1	<0.2	<10	190	0.67	0.43	0.78	1.82	31.7	10.9	47
ZZ46321		0.34	0.003	0.68	1.42	44.1	<0.2	<10	150	0.72	0.30	0.54	1.16	23.4	9.9	50
ZZ46322		0.23	0.002	0.85	1.08	25.4	<0.2	<10	100	0.47	0.19	0.67	0.69	13.15	4.8	22
ZZ46323		0.30	0.004	3.91	2.67	76.3	<0.2	<10	250	2.50	0.31	0.95	4.74	56.3	17.9	74
ZZ46324		0.27	0.001	0.38	0.85	12.9	<0.2	<10	90	0.29	0.19	0.40	1.58	14.00	6.5	33
ZZ46325		0.26	0.002	0.56	1.28	12.8	<0.2	<10	100	0.28	0.24	0.09	2.31	23.9	6.6	40
ZZ46326		0.23	0.004	0.23	4.61	47.8	<0.2	<10	330	0.65	0.22	2.27	0.45	39.8	48.0	262
ZZ46327		0.35	<0.001	0.41	5.94	61.2	<0.2	<10	610	0.78	0.42	3.86	6.93	52.3	52.8	344
ZZ46328		0.23	0.004	8.48	1.01	38.3	<0.2	<10	120	0.49	13.95	2.30	19.85	12.60	19.5	45
ZZ46329		0.26	0.001	1.03	2.52	40.5	<0.2	<10	160	0.66	1.54	2.09	3.43	26.7	27.5	138
ZZ46330		0.20	0.002	0.60	1.26	24.0	<0.2	<10	100	0.57	0.30	1.81	3.14	14.30	13.4	61
ZZ46331		0.20	0.003	0.39	1.13	13.5	<0.2	<10	140	0.38	0.14	1.57	0.39	13.45	7.7	40
ZZ46332		0.29	0.001	0.38	1.17	13.6	<0.2	<10	170	0.40	0.16	1.14	0.59	17.45	9.9	51
ZZ46333		0.15	0.023	0.40	1.08	30.4	<0.2	10	140	0.44	0.11	2.76	1.14	12.90	9.4	42
ZZ46334		0.41	0.004	0.60	1.88	30.8	<0.2	<10	330	0.79	0.24	0.86	0.61	42.8	9.3	54
ZZ46335		0.35	0.003	0.99	1.59	160.0	<0.2	<10	170	0.91	0.28	1.37	0.90	24.4	8.7	62
ZZ46336		0.35	0.002	0.51	1.45	65.8	<0.2	<10	170	0.44	0.17	1.09	0.75	18.75	8.0	50
ZZ46337		0.26	0.002	0.70	1.43	83.8	<0.2	<10	170	0.54	0.32	1.78	1.82	32.6	7.6	49
ZZ46338		0.34	0.003	0.86	1.56	38.2	<0.2	<10	220	0.71	0.29	0.96	0.88	34.1	10.2	42
ZZ46339		0.28	0.006	1.14	1.51	50.8	<0.2	<10	230	0.69	0.79	1.35	3.84	27.8	13.1	51
ZZ46340		0.32	0.003	1.09	1.55	40.5	<0.2	<10	180	0.86	0.29	1.06	1.37	37.2	11.1	56
ZZ46341		0.26	0.010	1.76	1.56	61.9	<0.2	<10	260	0.77	0.56	1.60	13.15	24.5	9.9	63
ZZ46342		0.24	0.023	1.06	0.79	52.8	<0.2	<10	110	0.45	0.78	1.60	5.52	13.10	13.5	27
ZZ46343		0.31	0.003	0.79	1.24	12.5	<0.2	<10	180	0.56	0.14	0.34	1.33	23.5	4.0	29
ZZ46344		0.47	0.004	0.74	1.46	15.9	<0.2	<10	210	0.71	0.17	0.37	0.97	32.2	6.7	33
ZZ46345		0.31	0.005	0.86	1.38	24.0	<0.2	<10	170	0.70	0.15	0.33	0.75	33.7	4.0	32
ZZ46346		0.39	0.005	1.70	1.24	54.4	<0.2	<10	150	0.52	0.50	0.29	0.71	31.7	4.7	26
ZZ46347		0.31	0.003	0.98	1.02	54.8	<0.2	<10	200	0.56	0.39	0.39	1.56	32.4	6.1	25
ZZ46348		0.38	0.008	7.62	0.98	112.5	<0.2	<10	80	0.32	10.95	0.20	2.63	28.7	5.4	27
ZZ46349		0.37	0.005	0.27	1.28	13.5	<0.2	<10	160	0.47	0.25	0.32	4.22	34.7	7.6	25
ZZ46350		0.27	0.001	0.33	1.35	14.8	<0.2	<10	130	0.43	0.34	0.11	3.59	25.4	5.1	24
ZZ46351		0.26	0.006	0.43	0.88	26.0	<0.2	<10	190	0.38	1.37	0.35	9.04	34.3	8.1	21
ZZ46352		0.32	0.003	0.25	1.06	11.2	<0.2	<10	170	0.47	0.24	0.19	2.15	30.2	6.6	20
ZZ46353		0.31	0.003	0.41	1.74	18.9	<0.2	<10	200	0.55	0.32	0.16	2.34	23.1	5.5	26
ZZ46354		0.37	0.003	1.03	0.88	19.0	<0.2	<10	100	0.66	0.16	0.16	1.62	13.40	2.0	19

***** See Appendix Page for comments regarding this certificate *****

ALS Canada Ltd.
2103 Dollarton Hwy
North Vancouver BC V7H 0A7
Phone: 604 984 0221 Fax: 604 984 0218 www.alsglobal.com

To: **SILVER RANGE RESOURCES LTD.**
C/O ARCHER, CATHRO & ASSOCIATES (1981) LIMITED
1016-510 W HASTINGS ST
VANCOUVER BC V6B 1L8

Finalized Date: 6-AUG-2012
Account: RANSIL

Project: Keg-Group 7

CERTIFICATE OF ANALYSIS WH12172343

Sample Description	Method	ME-MS41	ME-MS41	ME-MS41	ME-MS41	ME-MS41	ME-MS41	ME-MS41	ME-MS41	ME-MS41	ME-MS41	ME-MS41	ME-MS41	ME-MS41	ME-MS41	ME-MS41
	Analyte	Cs	Cu	Fe	Ga	Ge	Hf	Hg	In	K	La	Li	Mg	Mn	Mo	Na
	Units	ppm	ppm	%	ppm	ppm	ppm	ppm	ppm	%	ppm	ppm	%	ppm	ppm	%
	LOR	0.05	0.2	0.01	0.05	0.05	0.02	0.01	0.005	0.01	0.2	0.1	0.01	5	0.05	0.01
ZZ46315		4.72	51.0	2.44	5.76	0.08	0.06	0.05	0.022	0.12	22.9	26.2	0.90	343	4.18	0.01
ZZ46316		4.03	40.7	2.03	4.63	0.08	0.06	0.04	0.015	0.12	22.7	22.1	0.78	395	4.01	0.01
ZZ46317		4.59	43.8	2.02	5.01	0.11	0.07	0.03	0.014	0.16	22.0	24.3	1.25	468	5.88	0.01
ZZ46318		5.11	54.3	2.59	6.79	0.06	0.05	0.04	0.021	0.11	16.6	30.6	0.92	245	6.71	0.01
ZZ46319		5.91	47.2	2.73	7.04	0.06	0.05	0.02	0.027	0.11	18.1	30.6	0.81	249	4.02	0.01
ZZ46320		5.59	62.3	1.85	4.75	0.08	0.04	0.05	0.016	0.14	14.2	22.2	0.77	402	3.33	0.02
ZZ46321		6.83	62.1	1.90	4.50	0.08	0.02	0.03	0.015	0.19	11.3	24.3	0.91	381	2.90	0.02
ZZ46322		5.05	51.1	1.23	3.43	0.05	0.02	0.04	0.009	0.07	7.0	14.3	0.57	163	3.03	0.02
ZZ46323		10.60	133.0	2.66	6.27	0.09	<0.02	0.10	0.028	0.18	28.2	26.4	1.00	1730	11.25	0.02
ZZ46324		3.85	22.4	1.34	3.58	<0.05	<0.02	0.03	0.010	0.07	6.6	10.7	0.40	218	3.54	0.02
ZZ46325		5.93	10.4	2.88	7.53	<0.05	0.04	0.01	0.017	0.08	12.4	14.0	0.36	325	2.68	<0.01
ZZ46326		27.5	96.0	4.09	12.05	0.13	0.08	0.02	0.014	0.54	20.0	91.9	5.17	606	0.76	0.02
ZZ46327		31.7	124.5	5.79	15.30	0.19	0.15	0.02	0.018	1.53	25.9	118.5	6.93	754	0.79	0.03
ZZ46328		4.40	74.1	1.53	3.15	0.05	0.03	0.11	0.013	0.05	6.5	12.9	0.59	760	2.52	0.02
ZZ46329		14.85	75.3	2.87	6.65	0.09	0.05	0.07	0.016	0.15	12.7	49.8	2.67	578	1.37	0.02
ZZ46330		8.54	78.7	1.28	3.13	0.06	0.04	0.06	0.007	0.09	8.3	22.6	0.93	350	0.56	0.03
ZZ46331		5.67	41.7	1.18	2.98	<0.05	0.04	0.04	0.010	0.10	6.6	17.8	0.63	296	0.50	0.03
ZZ46332		4.73	45.4	1.50	3.49	0.07	0.04	0.04	0.007	0.09	9.1	21.5	0.81	303	0.73	0.03
ZZ46333		8.64	106.0	1.05	2.79	0.05	0.05	0.06	0.009	0.07	7.4	14.8	0.76	226	1.00	0.02
ZZ46334		6.09	40.9	2.30	5.29	0.07	0.06	0.08	0.018	0.11	22.1	31.5	0.89	322	0.86	0.02
ZZ46335		12.75	59.8	1.98	4.68	0.09	0.05	0.08	0.018	0.15	16.7	23.9	0.90	267	1.12	0.03
ZZ46336		7.13	25.5	1.64	4.17	0.05	0.05	0.06	0.014	0.10	9.1	18.9	0.69	383	2.39	0.03
ZZ46337		12.90	37.0	1.87	4.00	0.09	0.05	0.07	0.017	0.10	16.7	19.2	0.70	291	0.63	0.03
ZZ46338		5.56	53.7	2.24	4.67	0.08	0.08	0.06	0.018	0.15	17.9	24.9	0.89	374	4.78	0.02
ZZ46339		4.74	73.4	2.13	4.48	0.07	0.04	0.09	0.020	0.10	15.4	24.5	0.73	468	1.58	0.02
ZZ46340		7.47	96.0	1.89	4.49	0.08	0.06	0.06	0.020	0.11	16.6	29.0	0.85	373	1.03	0.02
ZZ46341		11.70	140.5	1.84	3.74	0.07	0.06	0.15	0.014	0.15	13.0	24.5	0.84	389	1.04	0.02
ZZ46342		2.19	63.9	1.59	2.33	0.07	0.03	0.08	0.010	0.02	6.0	6.6	0.34	613	2.47	0.02
ZZ46343		2.30	43.1	1.77	4.24	0.06	0.02	0.02	0.019	0.09	12.5	11.6	0.43	139	6.52	0.01
ZZ46344		2.77	54.4	2.11	4.50	0.06	0.03	0.03	0.027	0.09	16.7	18.6	0.52	208	4.59	0.01
ZZ46345		2.59	45.1	2.17	4.39	0.07	0.02	0.05	0.033	0.11	18.5	16.3	0.42	140	12.55	0.01
ZZ46346		1.94	35.1	2.07	3.84	0.05	0.03	0.03	0.028	0.07	18.1	13.4	0.38	153	10.60	0.01
ZZ46347		1.15	40.6	2.04	3.22	0.07	0.06	0.01	0.025	0.07	16.3	11.7	0.40	225	7.63	0.01
ZZ46348		1.35	85.7	2.09	4.43	0.07	<0.02	0.05	0.045	0.06	16.2	9.4	0.26	405	15.40	0.01
ZZ46349		1.01	40.2	2.33	3.90	0.05	0.04	0.17	0.029	0.06	17.1	12.7	0.46	280	3.23	0.01
ZZ46350		1.61	28.7	2.17	5.85	<0.05	<0.02	0.04	0.074	0.04	12.1	10.8	0.24	250	5.36	0.01
ZZ46351		0.84	35.3	1.81	3.05	0.08	0.07	0.02	0.022	0.05	18.1	10.6	0.40	317	4.08	0.01
ZZ46352		0.82	20.0	1.73	3.56	0.06	<0.02	0.02	0.018	0.04	14.9	10.5	0.32	233	4.29	0.01
ZZ46353		1.66	27.8	2.53	5.33	<0.05	<0.02	0.03	0.024	0.06	11.6	14.0	0.38	228	5.88	0.01
ZZ46354		2.27	34.4	1.73	3.39	<0.05	<0.02	0.03	0.031	0.13	8.0	6.3	0.18	104	6.71	0.02

***** See Appendix Page for comments regarding this certificate *****

ALS Canada Ltd.
2103 Dollarton Hwy
North Vancouver BC V7H 0A7
Phone: 604 984 0221 Fax: 604 984 0218 www.alsglobal.com

To: **SILVER RANGE RESOURCES LTD.**
C/O ARCHER, CATHRO & ASSOCIATES (1981) LIMITED
1016-510 W HASTINGS ST
VANCOUVER BC V6B 1L8

Finalized Date: 6-AUG-2012
Account: RANSIL

Project: Keg-Group 7

CERTIFICATE OF ANALYSIS WH12172343

Sample Description	Method	ME-MS41	ME-MS41	ME-MS41	ME-MS41	ME-MS41	ME-MS41	ME-MS41	ME-MS41	ME-MS41	ME-MS41	ME-MS41	ME-MS41	ME-MS41	ME-MS41	ME-MS41
	Analyte	Nb	Ni	P	Pb	Rb	Re	S	Sb	Sc	Se	Sn	Sr	Ta	Te	Th
	Units	ppm	ppm	ppm	ppm	ppm	ppm	%	ppm	ppm	ppm	ppm	ppm	ppm	ppm	ppm
	LOR	0.05	0.2	10	0.2	0.1	0.001	0.01	0.05	0.1	0.2	0.2	0.2	0.01	0.01	0.2
ZZ46315		4.09	53.8	1130	68.0	16.4	0.001	0.03	5.21	4.4	1.2	0.7	22.7	0.01	0.02	5.7
ZZ46316		3.80	45.4	1330	68.3	15.4	0.001	0.02	4.74	3.9	1.0	0.6	29.1	<0.01	0.02	5.8
ZZ46317		3.06	50.5	1420	67.1	16.2	0.001	0.02	5.40	4.5	0.8	0.6	31.9	<0.01	0.03	5.1
ZZ46318		5.16	69.0	1070	66.2	14.8	<0.001	0.03	8.76	4.4	0.9	0.7	20.8	0.01	0.02	3.7
ZZ46319		4.65	57.4	860	73.9	19.4	0.001	0.02	6.00	4.3	0.7	0.8	27.3	<0.01	0.02	4.2
ZZ46320		3.23	54.9	1050	75.7	19.0	0.002	0.05	4.17	3.1	1.7	0.5	40.8	<0.01	0.03	2.2
ZZ46321		3.33	54.2	950	77.9	20.0	<0.001	0.03	4.11	2.9	0.8	0.4	24.4	<0.01	0.01	1.8
ZZ46322		1.41	36.8	790	17.7	9.7	0.001	0.04	2.64	1.3	0.8	0.3	29.9	<0.01	0.02	0.6
ZZ46323		2.01	65.9	1590	171.0	23.1	0.001	0.09	6.87	3.7	2.7	0.4	42.8	0.01	0.03	0.8
ZZ46324		1.90	20.5	420	19.7	11.4	<0.001	0.04	0.79	1.5	0.2	0.3	17.6	<0.01	<0.01	0.6
ZZ46325		4.99	17.7	270	18.9	29.5	<0.001	0.02	0.84	2.0	0.2	0.9	8.1	0.01	0.03	2.5
ZZ46326		12.55	192.0	2600	12.6	42.2	<0.001	0.04	1.64	8.7	0.8	0.5	37.7	0.01	0.01	3.7
ZZ46327		5.81	220	3610	130.5	97.4	<0.001	0.02	2.74	12.0	1.1	0.6	46.0	0.01	0.01	5.0
ZZ46328		1.48	58.7	1050	3210	8.5	0.002	0.10	2.16	1.7	5.2	0.2	43.5	0.01	0.14	0.4
ZZ46329		7.45	102.5	1330	259	20.2	0.002	0.09	4.74	3.8	3.3	0.4	37.2	0.01	0.05	1.1
ZZ46330		2.23	61.7	970	166.0	10.1	0.001	0.08	2.42	1.6	2.8	0.2	31.2	0.01	0.01	0.5
ZZ46331		1.73	32.4	710	40.3	15.5	0.001	0.07	1.57	1.5	1.3	0.2	28.1	0.01	<0.01	0.6
ZZ46332		2.69	40.6	1040	29.7	12.7	0.002	0.07	1.80	1.6	0.9	0.2	23.3	0.01	0.01	0.6
ZZ46333		1.27	43.6	1050	16.2	10.7	0.002	0.15	3.51	1.2	4.9	0.2	35.3	0.01	0.01	0.3
ZZ46334		3.30	36.6	1380	49.1	18.4	0.001	0.05	2.20	3.7	1.9	0.6	38.3	0.01	0.02	2.2
ZZ46335		2.18	40.6	970	63.2	17.3	0.004	0.10	2.82	2.7	2.7	0.4	38.7	0.01	0.02	0.8
ZZ46336		2.26	26.9	820	36.9	12.0	0.002	0.07	1.97	2.5	1.7	0.4	30.1	<0.01	0.01	1.1
ZZ46337		2.65	29.2	1100	52.5	18.1	0.003	0.09	3.14	2.8	2.2	0.5	41.6	0.01	<0.01	1.5
ZZ46338		3.72	45.9	960	52.2	24.0	0.001	0.03	8.21	4.2	1.8	0.5	31.7	<0.01	0.02	3.8
ZZ46339		2.78	40.4	870	201	16.1	0.001	0.08	2.24	3.0	2.6	0.4	34.1	0.01	0.03	1.2
ZZ46340		3.11	45.7	940	46.9	15.4	0.001	0.06	4.39	3.7	1.4	0.5	26.0	0.01	0.02	1.9
ZZ46341		3.84	74.6	1250	236	18.0	0.001	0.11	4.51	2.9	4.3	0.4	35.2	0.01	0.02	0.9
ZZ46342		3.92	28.4	1170	1105	3.7	0.001	0.10	1.81	1.8	3.8	0.2	33.1	0.02	0.05	0.4
ZZ46343		0.82	30.7	1490	27.5	9.6	<0.001	0.07	3.51	1.0	1.9	0.4	42.7	<0.01	0.06	0.4
ZZ46344		0.94	33.6	1510	28.0	12.2	<0.001	0.04	3.66	2.1	1.7	0.5	33.0	<0.01	0.04	1.5
ZZ46345		1.54	26.8	1750	27.3	10.8	0.001	0.11	6.43	1.2	2.9	0.7	43.2	<0.01	0.09	0.7
ZZ46346		1.01	23.5	1510	89.3	9.4	0.001	0.04	9.72	1.6	1.4	1.7	25.9	<0.01	0.05	1.3
ZZ46347		1.23	29.0	1490	97.7	7.4	<0.001	0.03	9.01	2.4	1.6	1.4	30.6	<0.01	0.06	4.8
ZZ46348		0.48	18.9	1130	3130	13.1	<0.001	0.08	43.7	0.9	10.8	2.7	16.0	<0.01	0.21	0.4
ZZ46349		1.05	32.9	1010	64.9	7.3	<0.001	0.01	2.21	2.9	0.9	0.4	23.0	<0.01	0.03	4.4
ZZ46350		0.81	16.7	620	44.8	8.5	<0.001	0.05	1.55	0.8	1.0	0.6	12.0	<0.01	0.05	0.3
ZZ46351		0.74	25.2	970	162.0	5.9	0.001	0.01	5.18	2.6	1.2	0.5	25.1	<0.01	0.04	4.8
ZZ46352		0.84	21.8	670	36.7	6.0	0.001	0.02	2.35	1.7	0.6	0.4	15.3	<0.01	0.01	1.2
ZZ46353		0.66	27.1	950	53.0	8.9	<0.001	0.04	2.89	1.0	0.8	0.7	14.5	<0.01	0.04	0.4
ZZ46354		0.25	15.7	1760	23.4	10.5	<0.001	0.19	5.99	0.1	2.6	0.4	54.2	<0.01	0.06	<0.2

***** See Appendix Page for comments regarding this certificate *****

ALS Canada Ltd.
2103 Dollarton Hwy
North Vancouver BC V7H 0A7
Phone: 604 984 0221 Fax: 604 984 0218 www.alsglobal.com

To: **SILVER RANGE RESOURCES LTD.**
C/O ARCHER, CATHRO & ASSOCIATES (1981) LIMITED
1016-510 W HASTINGS ST
VANCOUVER BC V6B 1L8

Finalized Date: 6-AUG-2012
Account: RANSIL

Project: Keg-Group 7

CERTIFICATE OF ANALYSIS WH12172343

Sample Description	Method	ME-MS41	ME-MS41	ME-MS41	ME-MS41	ME-MS41	ME-MS41	ME-MS41	ME-MS41	Pb-OG46
	Analyte	Ti	Tl	U	V	W	Y	Zn	Zr	Pb
	Units	%	ppm	ppm	ppm	ppm	ppm	ppm	ppm	%
	LOR	0.005	0.02	0.05	1	0.05	0.05	2	0.5	0.001
ZZ46315		0.110	0.42	1.66	123	0.43	11.65	102	2.6	
ZZ46316		0.134	0.35	1.48	102	0.47	12.15	89	2.6	
ZZ46317		0.157	0.36	1.62	125	0.40	15.45	65	3.2	
ZZ46318		0.128	0.31	1.24	151	0.45	8.66	99	2.1	
ZZ46319		0.121	0.31	1.23	132	0.47	8.92	120	2.1	
ZZ46320		0.089	0.26	1.26	83	0.37	8.12	108	1.9	
ZZ46321		0.097	0.28	1.06	92	0.30	7.81	126	1.1	
ZZ46322		0.045	0.17	1.56	90	0.23	6.57	63	0.6	
ZZ46323		0.055	0.48	3.52	85	0.26	16.70	130	0.5	
ZZ46324		0.065	0.11	0.45	39	0.19	2.26	47	<0.5	
ZZ46325		0.128	0.15	0.33	85	0.42	1.91	151	1.8	
ZZ46326		0.294	0.55	0.63	134	0.37	11.55	48	3.9	
ZZ46327		0.308	0.83	0.74	175	0.39	16.55	219	7.1	
ZZ46328		0.045	0.27	1.30	39	0.32	4.28	598	0.9	
ZZ46329		0.141	0.50	1.97	88	0.22	7.72	252	2.1	
ZZ46330		0.053	0.27	1.43	35	0.12	6.20	154	1.2	
ZZ46331		0.048	0.32	0.74	31	0.09	4.06	51	1.6	
ZZ46332		0.071	0.28	0.77	45	0.16	5.38	43	1.5	
ZZ46333		0.028	0.38	1.67	43	0.08	8.39	72	1.8	
ZZ46334		0.091	0.39	2.57	60	0.29	12.80	121	1.6	
ZZ46335		0.062	0.30	8.08	73	0.20	16.05	91	1.5	
ZZ46336		0.066	0.22	1.41	53	0.15	4.28	65	1.6	
ZZ46337		0.069	0.31	4.89	59	0.24	10.55	129	1.5	
ZZ46338		0.101	0.40	1.47	98	0.32	12.65	104	3.0	
ZZ46339		0.074	0.31	1.31	54	0.32	7.88	169	1.2	
ZZ46340		0.088	0.44	1.35	61	0.35	9.99	97	1.8	
ZZ46341		0.091	0.63	3.65	47	0.27	8.98	348	2.1	
ZZ46342		0.100	0.15	0.48	36	1.03	2.72	154	1.0	
ZZ46343		0.039	0.23	2.65	139	0.34	7.89	152	0.7	
ZZ46344		0.044	0.24	2.77	110	0.30	11.50	136	1.1	
ZZ46345		0.051	0.32	3.62	190	0.38	10.90	96	0.8	
ZZ46346		0.039	0.25	2.81	126	0.26	8.59	113	0.9	
ZZ46347		0.062	0.15	2.91	122	0.27	11.15	150	3.1	
ZZ46348		0.030	0.22	2.81	142	0.36	5.77	155	<0.5	
ZZ46349		0.060	0.11	1.46	56	0.31	9.17	1450	1.7	
ZZ46350		0.037	0.20	1.61	86	0.52	4.22	336	<0.5	
ZZ46351		0.060	0.11	1.76	65	0.24	10.30	1040	4.1	
ZZ46352		0.043	0.15	1.59	69	0.24	6.77	414	0.5	
ZZ46353		0.035	0.27	1.72	123	0.26	5.35	537	<0.5	
ZZ46354		0.010	0.24	3.19	102	0.23	5.82	162	<0.5	

***** See Appendix Page for comments regarding this certificate *****

ALS Canada Ltd.
2103 Dollarton Hwy
North Vancouver BC V7H 0A7
Phone: 604 984 0221 Fax: 604 984 0218 www.alsglobal.com

To: **SILVER RANGE RESOURCES LTD.**
C/O ARCHER, CATHRO & ASSOCIATES (1981) LIMITED
1016-510 W HASTINGS ST
VANCOUVER BC V6B 1L8

Finalized Date: 6-AUG-2012
Account: RANSIL

Project: Keg-Group 7

CERTIFICATE OF ANALYSIS WH12172343

Sample Description	Method	WEI-21	Au-ICP21	ME-MS41	ME-MS41	ME-MS41	ME-MS41	ME-MS41	ME-MS41	ME-MS41	ME-MS41	ME-MS41	ME-MS41	ME-MS41	ME-MS41	ME-MS41
	Analyte	Recvd Wt.	Au	Ag	Al	As	Au	B	Ba	Be	Bi	Ca	Cd	Ce	Co	Cr
	Units	kg	ppm	ppm	%	ppm	ppm	ppm	ppm	ppm	ppm	%	ppm	ppm	ppm	ppm
	LOR	0.02	0.001	0.01	0.01	0.1	0.2	10	10	0.05	0.01	0.01	0.01	0.02	0.1	1
ZZ46355		0.30	0.003	1.04	1.90	21.6	<0.2	<10	220	0.79	0.31	0.16	2.94	28.5	10.4	34
ZZ46356		0.29	0.002	2.55	1.10	18.7	<0.2	<10	160	0.37	0.35	0.10	1.47	20.0	3.6	26
ZZ46357		0.31	0.003	3.37	1.23	59.1	<0.2	<10	120	0.37	1.05	0.15	4.48	20.7	3.5	19
ZZ46358		0.19	0.001	0.96	0.43	3.9	<0.2	<10	70	0.13	0.14	0.12	1.64	6.23	1.5	5
ZZ46359		0.25	0.002	0.27	0.58	3.8	<0.2	<10	90	0.19	0.07	0.08	0.43	9.11	1.2	8
ZZ46360		0.30	0.001	0.18	0.64	7.1	<0.2	<10	90	0.20	0.14	0.12	0.25	12.45	1.8	12
ZZ46361		0.30	0.003	0.42	1.36	19.5	<0.2	<10	140	0.55	0.20	0.13	0.66	24.3	3.2	25
ZZ46362		0.40	0.004	0.23	1.46	20.7	<0.2	<10	130	0.63	0.17	0.23	0.59	29.0	3.9	29
ZZ46363		0.32	0.004	0.67	1.45	13.8	<0.2	<10	190	0.66	0.28	0.12	1.85	20.4	4.1	25
ZZ46364		0.32	0.004	0.79	1.48	18.0	<0.2	<10	200	0.70	0.21	0.35	1.58	28.2	5.9	32
ZZ46365		0.24	0.002	0.43	1.03	11.4	<0.2	<10	150	0.34	0.20	0.26	1.67	17.40	3.5	21
ZZ46366		0.23	0.002	0.35	1.14	8.8	<0.2	<10	170	0.41	0.20	0.11	1.52	14.65	3.0	18
ZZ46367		0.37	0.003	0.63	1.54	19.6	<0.2	<10	150	0.74	0.20	0.24	0.88	26.5	4.1	32
ZZ46368		0.28	0.003	0.22	0.55	10.1	<0.2	<10	80	0.19	0.24	0.04	0.30	16.15	1.8	13
ZZ46369		0.40	0.005	0.54	1.59	27.4	<0.2	<10	140	0.87	0.18	0.18	0.65	29.9	3.1	30
ZZ46370		0.32	0.003	0.20	1.21	14.8	<0.2	<10	140	0.42	0.21	0.12	1.10	22.0	3.3	28
ZZ46371		0.34	0.005	0.32	1.34	20.8	<0.2	<10	150	0.64	0.19	0.21	0.74	25.8	3.8	27
ZZ46372		0.29	0.004	0.41	1.74	31.6	<0.2	<10	150	1.02	0.21	0.20	1.98	23.2	4.6	33
ZZ46373		0.28	0.002	0.98	0.64	3.6	<0.2	<10	60	0.20	0.13	0.11	1.18	10.45	1.1	5
ZZ46374		0.30	0.001	0.46	0.73	5.3	<0.2	<10	70	0.15	0.15	0.10	1.34	9.67	2.3	9
ZZ46375		0.29	0.002	0.58	0.76	4.3	<0.2	<10	120	0.28	0.15	0.10	2.52	14.35	1.6	10
ZZ46376		0.28	0.002	0.59	1.55	26.9	<0.2	<10	180	1.14	0.72	0.24	7.27	17.20	5.0	26
ZZ46377		0.29	0.003	1.64	1.41	27.0	<0.2	<10	130	0.98	1.10	0.17	3.41	17.95	3.4	22
ZZ46378		0.29	0.002	0.17	0.75	7.1	<0.2	<10	70	0.20	0.15	0.07	1.01	14.70	1.6	17
ZZ46379		0.23	0.002	0.89	0.91	10.2	<0.2	<10	80	0.29	1.68	0.13	0.94	15.70	2.7	25
ZZ46380		0.29	0.004	0.16	1.50	19.2	<0.2	<10	110	0.76	0.16	0.13	0.96	22.6	3.8	26
ZZ46381		0.31	0.002	1.39	1.55	17.1	<0.2	<10	110	0.90	0.21	0.13	1.51	23.6	2.0	31
ZZ46382		0.31	0.002	0.20	1.10	10.4	<0.2	<10	150	0.43	0.18	0.11	0.58	17.15	4.6	21
ZZ46383		0.38	0.003	0.18	1.36	12.9	<0.2	<10	160	0.54	0.17	0.28	0.71	24.0	4.4	24
ZZ46384		0.36	0.005	0.15	1.44	10.5	<0.2	<10	180	0.58	0.16	0.28	0.86	31.0	6.3	25
ZZ46385		0.31	0.009	0.18	0.87	15.0	<0.2	<10	140	0.31	0.22	0.15	0.83	19.45	4.6	21
ZZ46386		0.39	0.005	0.38	1.30	16.9	<0.2	<10	170	0.72	0.18	0.33	0.95	23.8	4.2	28
ZZ46387		0.25	0.001	0.50	1.90	38.1	<0.2	<10	200	1.08	0.22	0.14	1.05	23.8	6.5	34
ZZ46388		0.20	0.003	1.11	1.84	33.2	<0.2	<10	90	1.01	0.21	0.18	1.43	24.7	2.3	49
ZZ46389		0.34	0.004	0.87	1.51	28.6	<0.2	<10	180	0.87	0.20	0.18	2.45	27.0	4.4	31
ZZ46390		0.31	0.004	1.32	1.64	13.8	<0.2	<10	70	0.66	0.20	0.05	1.01	17.60	2.7	27
ZZ46391		0.40	0.003	0.45	1.50	13.6	<0.2	<10	170	0.94	0.15	0.19	1.11	25.4	4.8	29
ZZ46392		0.27	0.001	0.38	0.92	6.9	<0.2	<10	100	0.29	0.21	0.06	1.11	15.60	2.3	17
ZZ46393		0.27	0.002	1.37	1.03	18.0	<0.2	<10	90	0.41	0.50	0.18	4.55	17.80	4.3	21
ZZ46394		0.28	0.002	0.23	1.14	6.8	<0.2	<10	120	0.45	0.18	0.33	0.83	17.90	6.2	14

***** See Appendix Page for comments regarding this certificate *****

ALS Canada Ltd.
2103 Dollarton Hwy
North Vancouver BC V7H 0A7
Phone: 604 984 0221 Fax: 604 984 0218 www.alsglobal.com

To: **SILVER RANGE RESOURCES LTD.**
C/O ARCHER, CATHRO & ASSOCIATES (1981) LIMITED
1016-510 W HASTINGS ST
VANCOUVER BC V6B 1L8

Finalized Date: 6-AUG-2012
Account: RANSIL

Project: Keg-Group 7

CERTIFICATE OF ANALYSIS WH12172343

Sample Description	Method	ME-MS41	ME-MS41	ME-MS41	ME-MS41	ME-MS41	ME-MS41	ME-MS41	ME-MS41	ME-MS41	ME-MS41	ME-MS41	ME-MS41	ME-MS41	ME-MS41	ME-MS41
	Analyte	Cs	Cu	Fe	Ga	Ge	Hf	Hg	In	K	La	Li	Mg	Mn	Mo	Na
	Units	ppm	ppm	%	ppm	ppm	ppm	ppm	ppm	%	ppm	ppm	%	ppm	ppm	%
	LOR	0.05	0.2	0.01	0.05	0.05	0.02	0.01	0.005	0.01	0.2	0.1	0.01	5	0.05	0.01
ZZ46355		2.75	27.9	3.16	6.88	<0.05	0.02	0.05	0.031	0.09	13.0	19.0	0.43	499	12.80	0.01
ZZ46356		2.13	32.7	2.05	6.98	<0.05	0.03	0.06	0.032	0.10	10.5	11.0	0.23	190	10.20	<0.01
ZZ46357		1.32	42.5	2.04	4.81	<0.05	<0.02	0.05	0.035	0.05	10.5	10.5	0.23	143	5.13	0.01
ZZ46358		0.59	12.5	0.67	1.77	<0.05	<0.02	0.05	0.006	0.03	3.1	1.5	0.06	58	1.90	0.02
ZZ46359		0.69	13.0	0.70	2.05	<0.05	<0.02	0.02	0.008	0.03	4.0	1.9	0.07	37	2.25	0.02
ZZ46360		0.91	12.7	1.08	3.10	<0.05	<0.02	0.02	0.010	0.04	5.3	3.0	0.10	104	3.63	0.02
ZZ46361		1.47	33.2	2.23	4.58	0.06	<0.02	0.03	0.025	0.06	13.9	9.4	0.30	128	14.05	0.01
ZZ46362		1.42	37.7	2.25	4.06	0.06	0.04	0.02	0.026	0.07	16.1	12.9	0.43	159	11.00	0.01
ZZ46363		1.47	28.0	2.15	4.66	<0.05	<0.02	0.04	0.021	0.05	10.7	8.4	0.26	340	5.72	0.01
ZZ46364		2.04	39.0	2.46	4.24	0.06	0.03	0.03	0.024	0.10	15.4	15.0	0.50	243	4.01	0.01
ZZ46365		1.25	28.8	1.68	3.36	<0.05	<0.02	0.02	0.013	0.05	9.2	9.1	0.35	187	4.09	0.01
ZZ46366		1.66	20.5	1.54	4.00	<0.05	<0.02	0.03	0.011	0.04	6.6	3.5	0.13	251	3.89	0.01
ZZ46367		1.62	54.2	2.11	4.55	0.06	0.02	0.02	0.024	0.08	14.4	13.2	0.45	162	7.76	0.01
ZZ46368		1.79	15.8	1.26	3.36	<0.05	<0.02	0.02	0.011	0.04	8.5	1.8	0.06	76	8.25	0.01
ZZ46369		2.44	65.3	2.42	4.88	0.09	0.07	0.02	0.030	0.09	17.2	14.8	0.48	131	28.0	0.01
ZZ46370		1.55	21.9	1.90	5.39	0.05	0.02	0.03	0.017	0.07	11.3	12.5	0.34	154	8.17	0.01
ZZ46371		1.41	43.6	2.17	4.21	0.05	<0.02	0.03	0.022	0.06	14.3	11.0	0.33	143	12.35	0.01
ZZ46372		2.07	52.0	2.95	4.98	0.06	<0.02	0.03	0.024	0.07	14.3	14.9	0.40	191	19.60	0.01
ZZ46373		0.87	18.3	0.59	2.53	<0.05	<0.02	0.02	0.005	0.03	4.3	1.9	0.04	44	1.40	0.02
ZZ46374		0.74	11.3	0.93	2.41	<0.05	<0.02	0.01	0.007	0.04	4.0	3.0	0.09	235	2.15	0.02
ZZ46375		1.30	13.5	0.87	3.23	<0.05	<0.02	0.03	0.010	0.04	6.3	2.2	0.08	122	2.49	0.01
ZZ46376		2.66	57.3	2.29	5.18	0.05	<0.02	0.03	0.032	0.07	10.1	12.5	0.34	338	7.99	0.01
ZZ46377		2.88	61.1	1.94	5.02	<0.05	<0.02	0.03	0.020	0.07	9.3	12.4	0.32	176	5.47	0.01
ZZ46378		1.23	11.4	1.10	4.46	<0.05	<0.02	0.03	0.009	0.04	6.6	4.7	0.17	63	6.22	0.01
ZZ46379		1.86	20.4	1.55	4.84	0.05	<0.02	0.03	0.011	0.05	8.1	6.5	0.24	151	9.57	0.01
ZZ46380		1.39	30.3	2.22	3.98	<0.05	0.02	0.01	0.025	0.06	12.0	14.4	0.36	140	12.65	0.01
ZZ46381		2.95	88.9	2.12	5.18	0.07	<0.02	0.03	0.019	0.10	14.2	14.6	0.45	85	21.5	0.01
ZZ46382		1.16	20.2	1.59	3.87	<0.05	<0.02	0.01	0.015	0.05	8.1	8.2	0.23	403	5.57	0.02
ZZ46383		1.14	21.3	1.87	3.59	0.05	0.03	0.02	0.016	0.06	12.5	11.3	0.39	225	4.20	0.01
ZZ46384		1.12	21.3	2.03	3.73	0.05	0.03	0.03	0.017	0.05	16.0	12.6	0.46	277	3.15	0.01
ZZ46385		1.42	14.2	2.16	4.85	0.05	<0.02	0.05	0.017	0.06	10.7	6.7	0.20	313	8.77	0.01
ZZ46386		1.52	34.4	2.10	3.87	0.07	<0.02	0.03	0.022	0.08	13.3	12.7	0.38	167	7.13	0.01
ZZ46387		2.76	40.8	2.98	5.63	0.07	0.05	0.03	0.046	0.09	13.2	20.9	0.48	247	16.70	0.01
ZZ46388		2.74	84.5	2.20	6.77	0.10	0.02	0.03	0.024	0.09	13.7	21.9	0.55	97	17.90	0.01
ZZ46389		1.62	59.2	2.63	4.27	0.07	0.02	0.04	0.026	0.11	16.8	15.0	0.36	230	21.4	0.01
ZZ46390		2.47	43.9	1.87	7.78	0.07	0.04	0.06	0.022	0.06	8.1	7.5	0.19	71	17.30	0.01
ZZ46391		1.33	39.9	2.11	4.19	0.06	0.04	0.03	0.020	0.06	14.0	13.9	0.44	164	10.75	0.01
ZZ46392		1.49	16.4	1.40	4.63	<0.05	<0.02	0.07	0.014	0.03	8.0	1.8	0.06	158	4.39	0.01
ZZ46393		2.30	32.1	2.02	4.48	<0.05	<0.02	0.05	0.016	0.06	9.8	9.6	0.27	400	10.60	0.01
ZZ46394		2.99	12.7	1.41	5.30	<0.05	<0.02	0.03	0.011	0.12	8.4	13.0	0.34	664	0.80	0.02

***** See Appendix Page for comments regarding this certificate *****

ALS Canada Ltd.
2103 Dollarton Hwy
North Vancouver BC V7H 0A7
Phone: 604 984 0221 Fax: 604 984 0218 www.alsglobal.com

To: **SILVER RANGE RESOURCES LTD.**
C/O ARCHER, CATHRO & ASSOCIATES (1981) LIMITED
1016-510 W HASTINGS ST
VANCOUVER BC V6B 1L8

Finalized Date: 6-AUG-2012
Account: RANSIL

Project: Keg-Group 7

CERTIFICATE OF ANALYSIS WH12172343

Sample Description	Method	ME-MS41	ME-MS41	ME-MS41	ME-MS41	ME-MS41	ME-MS41	ME-MS41	ME-MS41	ME-MS41	ME-MS41	ME-MS41	ME-MS41	ME-MS41	ME-MS41	ME-MS41
	Analyte	Nb	Ni	P	Pb	Rb	Re	S	Sb	Sc	Se	Sn	Sr	Ta	Te	Th
	Units	ppm	ppm	ppm	ppm	ppm	ppm	%	ppm	ppm	ppm	ppm	ppm	ppm	ppm	ppm
	LOR	0.05	0.2	10	0.2	0.1	0.001	0.01	0.05	0.1	0.2	0.2	0.2	0.01	0.01	0.2
ZZ46355		2.35	30.9	660	36.2	14.9	0.001	0.04	3.43	2.4	0.8	0.7	22.6	0.01	0.05	1.9
ZZ46356		2.26	21.4	660	169.0	22.4	0.001	0.07	2.39	1.0	0.9	0.9	9.5	<0.01	0.05	0.6
ZZ46357		1.06	14.6	650	538	8.3	<0.001	0.04	5.38	1.3	1.5	0.9	13.1	<0.01	0.04	0.8
ZZ46358		0.13	5.9	860	84.8	5.1	<0.001	0.06	1.07	0.3	0.4	0.3	13.0	<0.01	0.02	<0.2
ZZ46359		0.12	5.6	860	5.6	3.0	<0.001	0.05	0.77	0.2	0.6	0.3	10.7	<0.01	0.01	<0.2
ZZ46360		0.60	8.7	620	9.6	6.1	<0.001	0.04	1.05	0.6	0.5	0.5	12.0	<0.01	0.03	<0.2
ZZ46361		0.86	22.7	880	51.2	8.6	<0.001	0.08	4.51	1.0	1.2	0.6	27.8	<0.01	0.07	0.2
ZZ46362		1.46	27.2	940	26.7	9.1	<0.001	0.05	3.79	2.4	2.1	0.5	25.9	<0.01	0.04	2.0
ZZ46363		0.33	17.5	1430	24.2	9.5	0.001	0.11	1.86	0.4	1.3	0.5	16.0	<0.01	0.07	<0.2
ZZ46364		1.06	36.6	1620	63.9	11.6	0.001	0.07	3.86	2.3	2.1	0.5	34.0	<0.01	0.05	1.2
ZZ46365		0.38	18.8	1040	71.5	7.2	0.001	0.05	1.82	0.9	1.1	0.4	20.8	<0.01	0.05	0.2
ZZ46366		0.29	11.5	1580	14.9	9.3	0.001	0.12	1.13	0.3	0.6	0.5	14.3	<0.01	0.02	<0.2
ZZ46367		0.82	32.6	1260	33.6	10.0	0.001	0.06	5.08	1.4	2.1	0.5	25.6	<0.01	0.04	0.3
ZZ46368		0.77	8.8	560	12.2	7.2	<0.001	0.06	1.86	0.6	0.7	0.8	9.8	<0.01	0.05	<0.2
ZZ46369		2.81	29.3	980	27.4	11.0	0.001	0.05	7.08	3.0	2.4	0.7	34.6	<0.01	0.07	3.6
ZZ46370		1.20	21.5	790	24.7	9.8	<0.001	0.06	2.23	1.0	1.0	0.7	18.0	<0.01	0.05	0.2
ZZ46371		0.87	29.4	1060	33.5	8.0	<0.001	0.05	5.27	1.1	1.5	0.6	24.8	<0.01	0.04	0.3
ZZ46372		1.28	35.8	1000	40.0	9.4	0.001	0.07	7.10	1.3	2.3	0.8	32.2	<0.01	0.07	0.4
ZZ46373		0.16	3.9	700	50.5	5.1	<0.001	0.04	0.47	0.3	0.6	0.3	8.1	<0.01	0.01	<0.2
ZZ46374		0.24	6.2	580	47.6	7.1	<0.001	0.04	0.65	0.3	0.2	0.3	8.2	<0.01	0.01	<0.2
ZZ46375		0.18	7.2	1000	37.5	9.7	<0.001	0.09	0.73	0.2	0.4	0.5	13.7	<0.01	0.03	<0.2
ZZ46376		0.30	27.0	1830	312	18.0	0.001	0.13	2.63	0.4	1.1	0.5	27.0	<0.01	0.04	<0.2
ZZ46377		0.28	22.2	1310	381	12.6	0.001	0.10	1.89	0.4	1.3	0.6	18.4	<0.01	0.03	<0.2
ZZ46378		0.71	12.7	490	12.8	5.4	<0.001	0.04	1.41	0.6	0.7	0.7	7.5	<0.01	0.02	<0.2
ZZ46379		0.68	15.1	830	63.5	9.7	<0.001	0.06	1.48	0.6	1.1	0.7	12.6	<0.01	0.04	<0.2
ZZ46380		1.45	25.7	760	23.7	8.4	<0.001	0.05	3.41	1.5	1.5	0.6	18.5	<0.01	0.04	0.5
ZZ46381		1.25	34.0	970	13.2	12.3	0.001	0.09	2.68	1.0	2.1	0.7	24.0	<0.01	0.05	<0.2
ZZ46382		0.36	14.2	900	13.7	9.0	0.001	0.07	1.55	0.4	0.6	0.5	13.6	<0.01	0.03	<0.2
ZZ46383		0.93	25.5	1040	18.4	7.4	0.001	0.03	2.11	2.0	0.9	0.5	20.2	<0.01	0.04	1.3
ZZ46384		0.93	28.7	930	22.5	7.8	0.001	0.02	1.75	2.6	0.7	0.4	24.5	<0.01	0.03	1.8
ZZ46385		0.85	18.0	640	14.5	13.1	0.001	0.05	2.39	1.1	1.0	0.7	15.1	<0.01	0.05	0.3
ZZ46386		0.79	28.6	1520	14.8	9.3	<0.001	0.06	4.61	1.2	1.1	0.6	30.2	<0.01	0.05	0.3
ZZ46387		2.61	45.0	760	23.8	14.5	<0.001	0.07	5.68	2.4	1.7	0.7	32.4	<0.01	0.05	1.9
ZZ46388		1.17	55.0	1020	13.8	14.0	0.001	0.07	6.51	1.1	3.1	0.6	22.9	<0.01	0.09	<0.2
ZZ46389		1.51	28.5	1060	45.2	10.2	0.001	0.14	6.99	1.5	5.8	0.6	29.2	<0.01	0.07	0.5
ZZ46390		3.19	71.0	620	17.8	11.3	<0.001	0.08	4.52	0.9	4.5	0.9	11.2	0.01	0.06	0.2
ZZ46391		1.82	39.6	720	26.7	8.8	0.001	0.03	2.83	2.3	1.1	0.5	22.6	<0.01	0.03	1.7
ZZ46392		0.19	9.7	1090	16.3	7.8	<0.001	0.06	0.89	0.2	1.0	0.7	8.2	<0.01	0.03	<0.2
ZZ46393		0.33	24.7	760	359	11.0	0.001	0.06	4.80	0.5	0.9	1.2	17.5	<0.01	0.03	<0.2
ZZ46394		0.95	9.2	430	21.2	33.6	<0.001	0.05	0.69	1.0	0.2	0.5	26.0	<0.01	0.01	0.3

***** See Appendix Page for comments regarding this certificate *****

ALS Canada Ltd.
2103 Dollarton Hwy
North Vancouver BC V7H 0A7
Phone: 604 984 0221 Fax: 604 984 0218 www.alsglobal.com

To: **SILVER RANGE RESOURCES LTD.**
C/O ARCHER, CATHRO & ASSOCIATES (1981) LIMITED
1016-510 W HASTINGS ST
VANCOUVER BC V6B 1L8

Finalized Date: 6-AUG-2012
Account: RANSIL

Project: Keg-Group 7

CERTIFICATE OF ANALYSIS WH12172343

Sample Description	Method	ME-MS41	ME-MS41	ME-MS41	ME-MS41	ME-MS41	ME-MS41	ME-MS41	ME-MS41	Pb-OG46
	Analyte	Ti	Tl	U	V	W	Y	Zn	Zr	Pb
	Units	%	ppm	ppm	ppm	ppm	ppm	ppm	ppm	%
	LOR	0.005	0.02	0.05	1	0.05	0.05	2	0.5	0.001
ZZ46355		0.081	0.30	2.87	159	0.60	7.03	313	1.3	
ZZ46356		0.078	0.24	1.79	179	0.37	4.39	235	1.4	
ZZ46357		0.044	0.15	1.22	88	0.36	4.42	363	<0.5	
ZZ46358		0.017	0.07	0.81	31	0.09	1.98	37	<0.5	
ZZ46359		0.010	0.10	1.14	36	0.11	3.29	23	<0.5	
ZZ46360		0.037	0.20	0.92	80	0.21	2.92	40	<0.5	
ZZ46361		0.044	0.25	2.78	172	0.33	5.53	150	<0.5	
ZZ46362		0.063	0.23	2.79	201	0.34	7.04	140	1.4	
ZZ46363		0.014	0.28	2.67	140	0.23	6.38	119	<0.5	
ZZ46364		0.052	0.24	2.43	114	0.35	10.55	249	1.0	
ZZ46365		0.032	0.14	1.44	83	0.36	4.41	213	<0.5	
ZZ46366		0.011	0.28	1.77	97	0.23	3.62	83	<0.5	
ZZ46367		0.046	0.28	3.40	204	0.35	12.20	151	<0.5	
ZZ46368		0.042	0.18	1.32	102	0.34	2.36	54	<0.5	
ZZ46369		0.090	0.40	5.63	335	0.45	9.59	154	3.9	
ZZ46370		0.046	0.28	2.20	223	0.34	6.02	91	0.7	
ZZ46371		0.044	0.27	2.94	193	0.35	8.26	142	<0.5	
ZZ46372		0.049	0.33	3.04	289	0.36	7.76	261	0.5	
ZZ46373		0.022	0.14	1.01	28	0.11	2.50	49	<0.5	
ZZ46374		0.025	0.11	0.65	41	0.14	1.43	88	<0.5	
ZZ46375		0.010	0.22	1.25	62	0.36	2.89	103	<0.5	
ZZ46376		0.010	0.18	3.76	140	0.20	15.75	422	<0.5	
ZZ46377		0.014	0.19	3.49	100	0.18	12.30	244	<0.5	
ZZ46378		0.038	0.33	1.41	153	0.23	2.72	58	0.5	
ZZ46379		0.034	0.31	2.07	150	0.26	5.04	76	<0.5	
ZZ46380		0.053	0.25	2.49	174	0.41	4.80	135	0.8	
ZZ46381		0.036	0.43	5.72	332	0.28	13.05	204	0.5	
ZZ46382		0.021	0.23	1.69	115	0.22	6.38	83	<0.5	
ZZ46383		0.046	0.18	1.41	104	0.29	5.73	161	0.9	
ZZ46384		0.052	0.16	1.46	77	0.29	6.99	187	0.8	
ZZ46385		0.052	0.16	1.32	146	0.57	3.25	101	0.6	
ZZ46386		0.043	0.25	2.78	162	0.32	8.31	132	0.5	
ZZ46387		0.073	0.33	3.15	287	0.45	5.21	193	2.0	
ZZ46388		0.051	0.31	5.08	534	0.38	13.45	204	0.8	
ZZ46389		0.054	0.32	4.37	228	0.36	9.45	177	0.7	
ZZ46390		0.084	0.47	3.82	382	0.33	3.83	172	2.1	
ZZ46391		0.061	0.33	3.08	217	0.32	8.27	197	1.5	
ZZ46392		0.005	0.25	1.40	99	0.17	2.14	51	<0.5	
ZZ46393		0.023	0.30	1.67	161	0.24	6.68	250	<0.5	
ZZ46394		0.044	0.10	0.45	25	0.20	3.12	45	<0.5	

***** See Appendix Page for comments regarding this certificate *****

ALS Canada Ltd.
2103 Dollarton Hwy
North Vancouver BC V7H 0A7
Phone: 604 984 0221 Fax: 604 984 0218 www.alsglobal.com

To: **SILVER RANGE RESOURCES LTD.**
C/O ARCHER, CATHRO & ASSOCIATES (1981) LIMITED
1016-510 W HASTINGS ST
VANCOUVER BC V6B 1L8

Finalized Date: 6-AUG-2012
Account: RANSIL

Project: Keg-Group 7

CERTIFICATE OF ANALYSIS WH12172343

Sample Description	Method	WEI-21	Au-ICP21	ME-MS41	ME-MS41	ME-MS41	ME-MS41	ME-MS41	ME-MS41	ME-MS41	ME-MS41	ME-MS41	ME-MS41	ME-MS41	ME-MS41	ME-MS41
	Analyte	Recvd Wt.	Au	Ag	Al	As	Au	B	Ba	Be	Bi	Ca	Cd	Ce	Co	Cr
	Units	kg	ppm	ppm	%	ppm	ppm	ppm	ppm	ppm	ppm	%	ppm	ppm	ppm	ppm
	LOR	0.02	0.001	0.01	0.01	0.1	0.2	10	10	0.05	0.01	0.01	0.01	0.02	0.1	1
ZZ46395		0.39	0.002	0.48	1.98	60.3	<0.2	<10	220	0.88	0.35	0.49	0.91	38.3	10.7	38
ZZ46396		0.40	0.001	0.34	2.07	18.0	<0.2	<10	220	0.70	0.29	0.49	0.49	36.3	8.8	28
ZZ46397		0.36	0.001	0.05	1.75	22.9	<0.2	<10	180	0.55	0.52	0.37	0.42	35.1	6.9	26
ZZ46398		0.40	0.057	0.23	2.67	13.6	<0.2	<10	300	1.20	0.32	0.56	0.48	49.6	10.5	35
ZZ46399		0.28	0.002	0.27	2.51	12.0	<0.2	<10	250	1.05	0.33	0.51	0.54	44.2	9.8	30
ZZ46400		0.35	0.002	0.13	1.89	11.9	<0.2	<10	190	0.65	0.31	0.21	0.36	29.5	6.7	24
ZZ46401		0.35	0.002	0.05	1.42	9.8	<0.2	<10	150	0.50	0.20	0.47	0.36	33.6	5.4	13
ZZ46402		0.33	0.001	0.06	1.21	18.5	<0.2	<10	140	0.42	0.27	0.50	0.44	29.4	3.9	13
ZZ46403		0.29	0.005	0.19	1.94	13.2	<0.2	<10	140	0.82	0.37	0.21	0.32	32.4	6.4	27
ZZ46404		0.25	0.002	0.05	1.61	9.9	<0.2	<10	190	0.44	0.21	0.18	0.23	35.6	6.1	15
ZZ46405		0.45	0.002	0.11	1.47	7.7	<0.2	<10	190	0.61	0.26	0.32	0.22	46.0	6.7	17
ZZ46406		0.34	0.002	0.23	2.92	10.8	<0.2	<10	110	0.83	0.38	0.11	0.24	35.9	5.7	28
ZZ46407		0.28	0.001	0.08	1.12	6.8	<0.2	<10	120	0.26	0.24	0.12	0.14	25.2	2.6	10
ZZ46408		0.25	0.002	0.05	1.32	12.5	<0.2	<10	100	0.26	0.30	0.07	0.22	27.5	5.2	17
ZZ46409		0.31	0.003	0.18	2.18	10.3	<0.2	<10	220	0.78	0.28	0.25	0.29	41.8	7.6	23
ZZ46410		0.23	0.003	0.26	2.39	21.5	<0.2	<10	200	0.98	0.68	0.25	0.95	36.8	8.9	35
ZZ46411		0.30	0.002	0.29	2.88	12.6	<0.2	<10	200	1.10	0.39	0.44	0.31	41.1	10.3	34
ZZ46412		0.28	0.002	0.24	2.74	14.1	<0.2	<10	220	1.03	0.34	1.05	0.47	57.8	14.8	37
ZZ46413		0.41	0.002	0.18	2.84	13.1	<0.2	<10	250	1.14	0.33	0.44	0.41	51.2	12.9	35
ZZ46414		0.38	0.003	0.28	1.86	15.8	<0.2	<10	160	0.73	0.25	0.57	0.81	31.5	9.4	25
ZZ46415		0.35	0.002	0.21	2.36	26.2	<0.2	<10	250	1.02	0.55	0.84	1.10	35.1	16.6	31
ZZ46416		0.32	0.003	0.16	2.64	45.8	<0.2	<10	270	1.42	0.35	1.01	1.26	34.9	10.7	33
ZZ46417		0.26	0.003	1.27	2.41	178.0	<0.2	<10	240	1.33	0.92	1.56	0.92	36.4	16.3	54
ZZ46418		0.37	0.001	0.31	1.39	14.9	<0.2	<10	170	0.62	0.28	0.29	0.49	28.8	5.7	17
ZZ46419		0.26	0.002	0.40	2.20	14.4	<0.2	<10	200	1.05	0.27	0.37	0.74	33.7	10.7	29
ZZ46420		0.28	0.001	0.12	1.10	20.8	<0.2	<10	130	0.27	0.14	0.17	0.84	32.6	4.4	14
ZZ46421		0.29	0.001	0.18	1.55	62.3	<0.2	<10	210	0.56	0.23	0.38	0.49	38.9	6.8	21
ZZ46422		0.27	<0.001	0.06	1.99	12.4	<0.2	<10	130	0.54	0.32	0.13	1.03	27.3	6.7	34
ZZ46423		0.30	0.001	0.11	1.68	22.0	<0.2	<10	200	0.39	0.27	0.36	0.39	35.9	7.1	23
ZZ46424		0.28	0.002	0.40	1.81	34.4	<0.2	<10	220	1.24	0.28	0.63	0.27	36.3	10.0	30
ZZ46425		0.36	0.001	0.10	2.85	75.9	<0.2	<10	280	0.67	0.27	0.89	0.73	29.9	11.8	45
ZZ46426		0.34	0.001	0.18	1.31	23.2	<0.2	<10	130	0.48	0.14	0.32	1.01	20.4	5.9	22
ZZ46427		0.30	0.012	0.37	2.04	175.5	<0.2	<10	180	1.49	0.29	1.01	1.51	34.5	8.6	29
ZZ46428		0.35	0.001	0.27	2.03	13.7	<0.2	<10	170	0.65	0.34	0.22	1.08	29.5	10.3	28
ZZ46429		0.33	<0.001	0.20	0.70	4.3	<0.2	<10	70	0.32	0.09	0.20	0.59	8.68	2.9	7
ZZ46430		0.22	<0.001	0.15	2.32	14.4	<0.2	<10	120	0.66	0.25	0.18	0.72	32.6	6.5	34
ZZ46431		0.26	0.001	0.78	2.69	32.4	<0.2	<10	220	1.59	0.77	0.34	0.81	44.7	11.8	34
ZZ46432		0.30	<0.001	0.17	1.76	8.1	<0.2	<10	120	0.52	0.30	0.20	0.82	22.4	7.1	27
ZZ46433		0.25	<0.001	0.20	1.91	9.0	<0.2	<10	110	0.60	0.28	0.11	0.31	29.1	5.7	25
ZZ46434		0.25	0.001	0.35	1.96	14.1	<0.2	<10	130	0.75	0.34	0.16	0.38	28.8	6.3	24

***** See Appendix Page for comments regarding this certificate *****

ALS Canada Ltd.
2103 Dollarton Hwy
North Vancouver BC V7H 0A7
Phone: 604 984 0221 Fax: 604 984 0218 www.alsglobal.com

To: **SILVER RANGE RESOURCES LTD.**
C/O ARCHER, CATHRO & ASSOCIATES (1981) LIMITED
1016-510 W HASTINGS ST
VANCOUVER BC V6B 1L8

Finalized Date: 6-AUG-2012
Account: RANSIL

Project: Keg-Group 7

CERTIFICATE OF ANALYSIS WH12172343

Sample Description	Method	ME-MS41	ME-MS41	ME-MS41	ME-MS41	ME-MS41	ME-MS41	ME-MS41	ME-MS41	ME-MS41	ME-MS41	ME-MS41	ME-MS41	ME-MS41	ME-MS41	ME-MS41
	Analyte	Cs	Cu	Fe	Ga	Ge	Hf	Hg	In	K	La	Li	Mg	Mn	Mo	Na
	Units	ppm	ppm	%	ppm	ppm	ppm	ppm	ppm	%	ppm	ppm	%	ppm	ppm	%
	LOR	0.05	0.2	0.01	0.05	0.05	0.02	0.01	0.005	0.01	0.2	0.1	0.01	5	0.05	0.01
ZZ46395		8.70	34.1	2.33	6.06	0.07	0.03	0.04	0.021	0.11	19.5	28.4	0.79	488	0.72	0.01
ZZ46396		5.71	21.4	2.28	6.37	0.07	0.03	0.03	0.020	0.13	17.7	28.0	0.80	338	0.55	0.02
ZZ46397		3.28	19.6	2.66	8.14	0.05	<0.02	0.03	0.026	0.12	17.2	22.9	0.59	375	1.15	0.01
ZZ46398		4.07	26.0	2.80	7.38	0.07	0.08	0.05	0.040	0.15	23.5	27.3	0.95	774	0.73	0.02
ZZ46399		4.46	21.6	2.56	7.56	0.07	0.08	0.04	0.026	0.17	21.5	29.9	0.89	396	0.67	0.03
ZZ46400		3.11	13.2	2.41	6.24	<0.05	0.02	0.03	0.022	0.09	13.7	21.4	0.54	432	1.07	0.01
ZZ46401		1.67	9.6	1.92	5.29	<0.05	0.02	0.02	0.022	0.07	14.4	17.5	0.33	295	0.80	0.01
ZZ46402		1.50	9.5	2.33	7.15	<0.05	<0.02	0.03	0.019	0.07	15.0	14.3	0.28	248	1.02	0.01
ZZ46403		5.93	10.5	2.39	8.93	<0.05	<0.02	0.04	0.019	0.12	15.2	22.7	0.51	227	1.13	<0.01
ZZ46404		1.83	13.1	2.36	6.31	<0.05	<0.02	0.02	0.025	0.09	16.7	18.6	0.34	330	1.04	0.01
ZZ46405		2.24	12.7	1.83	5.38	0.08	0.02	0.03	0.018	0.11	23.3	17.2	0.48	339	0.61	0.01
ZZ46406		2.94	9.4	2.59	9.68	0.05	0.08	0.08	0.030	0.10	17.6	17.8	0.48	205	1.26	0.01
ZZ46407		1.38	7.1	1.41	5.60	<0.05	<0.02	0.04	0.014	0.05	13.1	6.5	0.13	137	1.12	0.01
ZZ46408		2.40	10.3	2.55	8.20	<0.05	<0.02	0.02	0.018	0.08	12.6	11.6	0.32	292	1.44	<0.01
ZZ46409		3.30	15.9	2.41	6.62	0.06	0.02	0.04	0.023	0.11	20.0	23.1	0.60	342	0.82	0.01
ZZ46410		6.44	18.9	3.41	10.40	0.06	0.02	0.04	0.028	0.18	16.9	34.3	0.88	483	1.71	0.01
ZZ46411		5.06	17.0	2.86	8.66	0.07	0.04	0.04	0.025	0.18	20.3	30.3	0.97	402	0.63	0.03
ZZ46412		5.93	32.7	3.27	8.59	0.09	0.21	0.04	0.027	0.34	29.7	39.9	1.29	539	0.52	0.05
ZZ46413		5.01	22.1	2.87	7.74	0.08	0.05	0.04	0.022	0.18	25.2	34.3	1.08	511	0.57	0.01
ZZ46414		3.88	20.0	2.05	5.67	0.07	0.02	0.03	0.022	0.18	14.3	25.0	0.75	496	0.70	0.02
ZZ46415		9.71	26.7	3.12	7.88	0.10	0.05	0.02	0.022	0.28	16.2	55.1	1.13	467	0.86	0.02
ZZ46416		12.30	34.9	2.90	8.23	0.07	0.05	0.03	0.025	0.15	17.1	64.8	0.94	374	0.70	0.03
ZZ46417		20.3	262	4.17	7.29	0.11	0.06	0.12	0.030	0.18	22.8	52.5	1.39	749	1.15	0.04
ZZ46418		3.11	18.4	1.80	5.19	0.05	0.02	0.04	0.019	0.08	14.9	23.2	0.44	221	0.97	0.02
ZZ46419		6.70	21.6	2.30	7.60	0.12	0.03	0.06	0.026	0.22	16.4	29.7	0.79	408	0.89	0.02
ZZ46420		2.51	9.6	1.69	4.93	0.09	<0.02	0.04	0.014	0.10	14.6	12.7	0.37	197	0.65	0.01
ZZ46421		3.19	20.7	1.84	5.36	0.10	0.02	0.06	0.019	0.08	18.9	17.4	0.47	394	0.63	0.02
ZZ46422		6.33	19.5	2.79	10.15	0.10	0.02	0.04	0.022	0.12	12.9	17.0	0.57	314	1.18	0.01
ZZ46423		4.43	11.9	2.09	6.70	0.10	0.02	0.03	0.018	0.07	16.2	22.6	0.59	316	0.66	0.02
ZZ46424		3.98	58.0	2.48	6.02	0.09	0.04	0.07	0.026	0.06	17.2	19.4	0.59	381	1.12	0.02
ZZ46425		11.55	27.8	3.23	9.57	0.12	0.04	0.03	0.025	0.18	15.4	62.0	1.46	428	0.87	0.02
ZZ46426		7.34	17.0	1.61	5.72	0.08	0.02	0.03	0.013	0.11	11.5	18.5	0.55	203	0.58	0.02
ZZ46427		16.45	57.4	2.55	6.61	0.11	0.04	0.05	0.023	0.11	22.5	39.5	0.70	491	1.14	0.02
ZZ46428		5.82	28.0	2.59	8.40	0.10	0.02	0.05	0.021	0.14	14.2	29.2	0.73	390	0.75	0.02
ZZ46429		4.00	19.7	0.83	2.75	0.05	<0.02	0.02	0.005	0.09	4.5	6.8	0.20	152	0.37	0.03
ZZ46430		4.47	14.1	3.08	8.98	0.10	0.06	0.05	0.024	0.09	15.6	35.9	0.68	216	1.20	0.01
ZZ46431		7.85	20.6	2.68	8.73	0.12	0.04	0.06	0.029	0.22	18.0	35.4	1.02	489	1.25	0.02
ZZ46432		5.67	10.0	2.22	8.96	0.10	0.03	0.04	0.017	0.21	10.0	24.5	0.68	389	0.94	0.02
ZZ46433		3.34	11.2	2.48	8.25	0.08	0.02	0.04	0.021	0.08	13.9	18.6	0.45	200	1.61	0.01
ZZ46434		3.91	15.0	2.20	7.35	0.09	<0.02	0.05	0.022	0.06	13.8	21.8	0.47	304	1.09	0.01

***** See Appendix Page for comments regarding this certificate *****

ALS Canada Ltd.
2103 Dollarton Hwy
North Vancouver BC V7H 0A7
Phone: 604 984 0221 Fax: 604 984 0218 www.alsglobal.com

To: **SILVER RANGE RESOURCES LTD.**
C/O ARCHER, CATHRO & ASSOCIATES (1981) LIMITED
1016-510 W HASTINGS ST
VANCOUVER BC V6B 1L8

Finalized Date: 6-AUG-2012
Account: RANSIL

Project: Keg-Group 7

CERTIFICATE OF ANALYSIS WH12172343

Sample Description	Method	ME-MS41	ME-MS41	ME-MS41	ME-MS41	ME-MS41	ME-MS41	ME-MS41	ME-MS41	ME-MS41	ME-MS41	ME-MS41	ME-MS41	ME-MS41	ME-MS41	ME-MS41
	Analyte	Nb	Ni	P	Pb	Rb	Re	S	Sb	Sc	Se	Sn	Sr	Ta	Te	Th
	Units	ppm	ppm	ppm	ppm	ppm	ppm	%	ppm	ppm	ppm	ppm	ppm	ppm	ppm	ppm
	LOR	0.05	0.2	10	0.2	0.1	0.001	0.01	0.05	0.1	0.2	0.2	0.2	0.01	0.01	0.2
ZZ46395		1.44	37.0	810	65.3	18.1	<0.001	0.04	3.21	3.1	0.9	0.6	34.9	<0.01	0.01	2.0
ZZ46396		1.35	21.9	830	36.7	21.2	<0.001	0.04	1.42	2.8	0.4	0.7	37.8	<0.01	<0.01	2.2
ZZ46397		1.80	16.9	610	43.7	16.3	<0.001	0.04	2.13	2.5	0.5	1.0	35.3	0.01	0.02	2.3
ZZ46398		1.73	27.8	900	32.5	18.8	<0.001	0.05	1.43	4.7	0.9	0.7	42.9	<0.01	0.01	5.0
ZZ46399		2.15	24.5	650	44.3	24.9	<0.001	0.03	1.40	4.9	0.6	0.8	52.1	<0.01	<0.01	6.9
ZZ46400		1.03	17.9	780	42.3	14.5	<0.001	0.04	1.25	2.0	0.4	0.7	20.8	<0.01	0.02	1.3
ZZ46401		1.52	12.4	380	13.0	12.3	<0.001	0.04	0.79	2.3	0.6	0.8	22.7	0.01	0.01	2.4
ZZ46402		1.91	9.2	370	12.5	13.2	<0.001	0.04	0.81	2.2	0.5	1.0	22.1	<0.01	0.01	2.3
ZZ46403		2.44	14.9	390	28.1	21.4	<0.001	0.04	17.10	2.6	0.4	1.3	27.7	0.01	0.02	2.9
ZZ46404		1.92	12.1	590	14.0	11.6	<0.001	0.03	0.76	2.7	0.3	0.9	15.7	<0.01	0.03	3.3
ZZ46405		1.65	13.5	710	14.0	15.7	0.001	0.02	0.85	3.2	0.4	0.8	26.6	<0.01	<0.01	5.5
ZZ46406		3.02	13.9	390	25.5	14.7	<0.001	0.03	1.17	3.3	0.8	1.2	13.6	0.02	0.02	6.7
ZZ46407		0.92	6.1	380	12.8	8.1	<0.001	0.03	0.66	1.0	0.5	0.8	10.8	0.01	0.01	0.6
ZZ46408		2.16	10.3	370	14.0	14.0	0.020	0.03	1.00	2.5	0.4	1.0	8.5	<0.01	0.02	2.6
ZZ46409		1.44	18.6	660	30.2	15.7	<0.001	0.05	1.50	2.4	0.5	0.7	20.9	<0.01	0.02	2.0
ZZ46410		2.40	21.9	490	68.9	55.1	<0.001	0.05	3.08	3.0	0.5	1.0	36.0	<0.01	0.03	2.3
ZZ46411		2.32	22.9	530	42.3	22.6	<0.001	0.03	1.63	4.4	0.6	0.9	39.9	<0.01	0.01	6.2
ZZ46412		0.65	31.7	760	20.4	36.8	<0.001	0.02	2.72	6.0	0.7	1.2	52.6	<0.01	0.01	12.4
ZZ46413		2.01	27.4	800	42.2	23.4	<0.001	0.03	2.18	4.6	0.5	0.8	35.3	<0.01	0.01	7.9
ZZ46414		1.43	17.7	680	38.3	30.0	<0.001	0.05	1.46	2.5	0.5	0.6	29.0	<0.01	<0.01	2.2
ZZ46415		3.38	25.4	880	63.0	46.9	<0.001	0.04	2.50	3.8	0.5	0.7	35.6	<0.01	0.02	1.7
ZZ46416		1.68	23.5	1460	34.0	25.4	<0.001	0.09	2.04	2.4	0.8	0.7	46.8	0.01	0.01	1.0
ZZ46417		2.46	32.0	1410	135.5	29.0	<0.001	0.10	3.35	4.6	2.2	0.6	59.2	0.01	0.03	1.5
ZZ46418		1.26	13.3	670	28.3	17.7	<0.001	0.04	2.41	1.8	0.4	0.7	21.4	<0.01	0.02	1.0
ZZ46419		1.86	19.1	680	41.4	43.8	<0.001	0.02	1.66	3.5	0.4	0.7	38.7	<0.01	0.02	2.4
ZZ46420		1.37	9.4	380	9.4	49.3	<0.001	0.01	0.82	1.9	<0.2	0.6	15.2	<0.01	<0.01	1.1
ZZ46421		1.08	15.4	610	35.6	14.9	<0.001	<0.01	1.14	2.4	0.4	0.6	25.3	<0.01	<0.01	1.4
ZZ46422		1.35	14.8	710	24.1	13.6	<0.001	0.06	1.53	1.1	0.4	1.0	18.6	<0.01	0.03	0.2
ZZ46423		1.36	15.3	600	21.1	11.2	<0.001	0.01	1.13	2.3	0.2	0.7	23.8	<0.01	0.01	1.3
ZZ46424		1.19	25.2	920	37.7	11.3	<0.001	0.03	2.05	2.6	0.8	0.6	37.6	0.01	0.04	1.3
ZZ46425		2.10	28.8	670	24.7	22.0	<0.001	0.03	1.47	4.4	0.4	0.8	48.4	<0.01	0.01	1.9
ZZ46426		1.53	11.6	490	9.9	22.7	<0.001	0.02	0.65	2.4	0.2	0.5	24.8	<0.01	<0.01	1.0
ZZ46427		1.25	18.6	1060	36.9	21.1	<0.001	0.05	1.59	2.5	0.9	0.6	34.0	0.01	0.04	0.9
ZZ46428		1.97	17.7	480	36.9	50.7	<0.001	0.02	1.35	2.8	0.2	0.7	22.0	<0.01	0.01	1.0
ZZ46429		0.53	5.6	370	11.6	20.3	<0.001	0.02	0.27	0.8	<0.2	0.2	13.9	<0.01	<0.01	<0.2
ZZ46430		3.29	17.6	520	25.3	19.8	<0.001	0.02	1.62	3.6	0.4	0.8	34.8	0.01	0.03	4.0
ZZ46431		1.98	25.0	770	332	32.1	<0.001	0.02	4.67	3.9	0.5	0.9	51.8	0.01	0.04	3.7
ZZ46432		2.47	14.6	260	29.2	67.8	<0.001	<0.01	0.89	3.0	<0.2	0.8	23.1	<0.01	0.02	2.6
ZZ46433		1.73	12.8	300	19.9	17.5	<0.001	0.01	0.70	2.5	0.3	0.8	13.9	0.01	0.03	1.2
ZZ46434		0.90	13.4	650	50.0	14.7	<0.001	0.03	0.97	1.2	0.4	0.7	19.1	0.01	0.03	0.3

***** See Appendix Page for comments regarding this certificate *****

ALS Canada Ltd.
2103 Dollarton Hwy
North Vancouver BC V7H 0A7
Phone: 604 984 0221 Fax: 604 984 0218 www.alsglobal.com

To: **SILVER RANGE RESOURCES LTD.**
C/O ARCHER, CATHRO & ASSOCIATES (1981) LIMITED
1016-510 W HASTINGS ST
VANCOUVER BC V6B 1L8

Finalized Date: 6-AUG-2012
Account: RANSIL

Project: Keg-Group 7

CERTIFICATE OF ANALYSIS WH12172343

Sample Description	Method	ME-MS41	ME-MS41	ME-MS41	ME-MS41	ME-MS41	ME-MS41	ME-MS41	ME-MS41	Pb-OG46
	Analyte	Ti	Tl	U	V	W	Y	Zn	Zr	Pb
	Units	%	ppm	ppm	ppm	ppm	ppm	ppm	ppm	%
	LOR	0.005	0.02	0.05	1	0.05	0.05	2	0.5	0.001
ZZ46395		0.056	0.25	0.98	45	0.78	9.34	124	1.0	
ZZ46396		0.055	0.20	0.82	38	0.21	7.51	94	1.0	
ZZ46397		0.070	0.14	0.79	53	0.36	5.53	78	0.6	
ZZ46398		0.068	0.22	2.24	45	0.28	12.55	83	2.4	
ZZ46399		0.077	0.25	0.91	41	0.35	10.85	94	2.6	
ZZ46400		0.046	0.15	0.83	41	0.27	5.68	99	0.5	
ZZ46401		0.043	0.10	0.76	34	0.27	6.21	63	0.6	
ZZ46402		0.063	0.10	1.46	45	0.42	5.52	77	0.6	
ZZ46403		0.075	0.22	0.50	54	0.33	3.36	57	0.5	
ZZ46404		0.057	0.13	0.69	40	0.32	6.50	60	0.5	
ZZ46405		0.069	0.14	0.77	32	0.34	10.60	49	0.7	
ZZ46406		0.083	0.15	0.66	52	0.42	4.79	46	2.6	
ZZ46407		0.038	0.11	0.53	35	0.27	3.44	28	<0.5	
ZZ46408		0.068	0.15	0.61	55	0.46	3.01	54	0.6	
ZZ46409		0.056	0.17	0.84	38	0.28	7.58	67	0.5	
ZZ46410		0.092	0.18	0.80	56	0.59	5.89	123	1.0	
ZZ46411		0.088	0.20	0.67	43	0.37	7.78	78	1.3	
ZZ46412		0.090	0.27	0.68	44	0.36	14.25	93	9.9	
ZZ46413		0.084	0.24	0.87	43	0.34	9.67	87	1.7	
ZZ46414		0.061	0.19	0.67	33	0.58	5.47	76	0.7	
ZZ46415		0.159	0.41	0.69	77	0.59	7.04	179	1.7	
ZZ46416		0.053	0.33	1.30	55	0.31	8.05	168	1.3	
ZZ46417		0.070	0.58	3.01	72	0.25	24.5	158	1.7	
ZZ46418		0.046	0.21	0.75	34	0.40	5.42	72	0.5	
ZZ46419		0.069	0.24	0.94	39	0.28	7.44	105	0.8	
ZZ46420		0.062	0.15	0.47	31	0.39	4.49	64	<0.5	
ZZ46421		0.049	0.15	0.68	34	0.31	8.88	90	<0.5	
ZZ46422		0.058	0.20	0.70	53	0.33	3.66	77	0.5	
ZZ46423		0.058	0.18	0.59	39	0.28	5.42	80	<0.5	
ZZ46424		0.041	0.21	1.77	49	0.59	9.38	77	0.8	
ZZ46425		0.120	0.41	0.85	75	0.27	6.45	150	1.1	
ZZ46426		0.081	0.18	0.70	37	0.29	4.94	56	0.6	
ZZ46427		0.048	0.33	1.63	53	0.36	15.35	161	0.7	
ZZ46428		0.085	0.22	0.61	49	14.00	4.57	124	0.7	
ZZ46429		0.037	0.11	0.35	21	0.17	2.42	35	<0.5	
ZZ46430		0.099	0.18	0.60	51	0.51	4.71	101	2.0	
ZZ46431		0.079	0.25	0.91	47	0.42	7.02	127	0.9	
ZZ46432		0.097	0.17	0.41	46	0.42	2.73	101	1.2	
ZZ46433		0.066	0.16	0.53	50	0.40	3.55	49	<0.5	
ZZ46434		0.039	0.19	1.17	41	0.40	4.43	112	<0.5	

***** See Appendix Page for comments regarding this certificate *****

ALS Canada Ltd.
2103 Dollarton Hwy
North Vancouver BC V7H 0A7
Phone: 604 984 0221 Fax: 604 984 0218 www.alsglobal.com

To: **SILVER RANGE RESOURCES LTD.**
C/O ARCHER, CATHRO & ASSOCIATES (1981) LIMITED
1016-510 W HASTINGS ST
VANCOUVER BC V6B 1L8

Finalized Date: 6-AUG-2012
Account: RANSIL

Project: Keg-Group 7

CERTIFICATE OF ANALYSIS WH12172343

Sample Description	Method	WEI-21	Au-ICP21	ME-MS41	ME-MS41	ME-MS41	ME-MS41	ME-MS41	ME-MS41	ME-MS41	ME-MS41	ME-MS41	ME-MS41	ME-MS41	ME-MS41	ME-MS41
	Analyte	Recvd Wt.	Au	Ag	Al	As	Au	B	Ba	Be	Bi	Ca	Cd	Ce	Co	Cr
	Units	kg	ppm	ppm	%	ppm	ppm	ppm	ppm	ppm	ppm	%	ppm	ppm	ppm	ppm
	LOR	0.02	0.001	0.01	0.01	0.1	0.2	10	10	0.05	0.01	0.01	0.01	0.02	0.1	1
ZZ46435		0.32	0.002	0.25	1.78	22.4	<0.2	<10	170	0.71	0.32	0.31	0.86	32.4	6.0	27
CC44741		0.31	0.014	54.9	1.30	1170	<0.2	<10	100	0.67	18.30	0.34	7.90	37.7	9.0	28
CC44748		0.23	<0.001	0.66	2.85	28.0	<0.2	<10	290	1.23	0.34	0.64	0.95	36.0	12.8	40

***** See Appendix Page for comments regarding this certificate *****

ALS Canada Ltd.
2103 Dollarton Hwy
North Vancouver BC V7H 0A7
Phone: 604 984 0221 Fax: 604 984 0218 www.alsglobal.com

To: **SILVER RANGE RESOURCES LTD.**
C/O ARCHER, CATHRO & ASSOCIATES (1981) LIMITED
1016-510 W HASTINGS ST
VANCOUVER BC V6B 1L8

Finalized Date: 6-AUG-2012
Account: RANSIL

Project: Keg-Group 7

CERTIFICATE OF ANALYSIS WH12172343

Sample Description	Method	ME-MS41	ME-MS41	ME-MS41	ME-MS41	ME-MS41	ME-MS41	ME-MS41	ME-MS41	ME-MS41	ME-MS41	ME-MS41	ME-MS41	ME-MS41	ME-MS41	ME-MS41
	Analyte	Cs	Cu	Fe	Ga	Ge	Hf	Hg	In	K	La	Li	Mg	Mn	Mo	Na
	Units	ppm	ppm	%	ppm	ppm	ppm	ppm	ppm	%	ppm	ppm	%	ppm	ppm	%
	LOR	0.05	0.2	0.01	0.05	0.05	0.02	0.01	0.005	0.01	0.2	0.1	0.01	5	0.05	0.01
ZZ46435		5.03	16.5	2.64	7.71	0.10	<0.02	0.04	0.028	0.09	16.4	21.4	0.55	359	1.17	0.01
CC44741		1.66	318	3.09	4.78	0.20	0.05	0.07	0.076	0.08	17.9	13.2	0.46	353	14.00	0.01
CC44748		19.30	31.5	4.07	10.80	0.17	0.04	0.05	0.026	0.33	16.9	75.8	1.39	542	1.23	0.01

***** See Appendix Page for comments regarding this certificate *****

ALS Canada Ltd.
2103 Dollarton Hwy
North Vancouver BC V7H 0A7
Phone: 604 984 0221 Fax: 604 984 0218 www.alsglobal.com

To: **SILVER RANGE RESOURCES LTD.**
C/O ARCHER, CATHRO & ASSOCIATES (1981) LIMITED
1016-510 W HASTINGS ST
VANCOUVER BC V6B 1L8

Finalized Date: 6-AUG-2012
Account: RANSIL

Project: Keg-Group 7

CERTIFICATE OF ANALYSIS WH12172343

Sample Description	Method	ME-MS41	ME-MS41	ME-MS41	ME-MS41	ME-MS41	ME-MS41	ME-MS41	ME-MS41	ME-MS41	ME-MS41	ME-MS41	ME-MS41	ME-MS41	ME-MS41	ME-MS41
	Analyte	Nb	Ni	P	Pb	Rb	Re	S	Sb	Sc	Se	Sn	Sr	Ta	Te	Th
	Units	ppm	ppm	ppm	ppm	ppm	ppm	%	ppm	ppm	ppm	ppm	ppm	ppm	ppm	ppm
	LOR	0.05	0.2	10	0.2	0.1	0.001	0.01	0.05	0.1	0.2	0.2	0.2	0.01	0.01	0.2
ZZ46435		1.05	15.8	810	45.5	19.7	<0.001	0.03	1.59	1.6	0.9	0.7	26.9	<0.01	0.03	0.3
CC44741		1.29	33.5	1470	>10000	9.9	0.001	0.15	79.8	3.2	23.0	8.6	22.5	<0.01	0.21	4.8
CC44748		4.39	25.5	840	74.9	67.2	<0.001	0.04	1.98	4.5	0.5	0.9	34.3	<0.01	0.04	1.4

***** See Appendix Page for comments regarding this certificate *****

ALS Canada Ltd.
2103 Dollarton Hwy
North Vancouver BC V7H 0A7
Phone: 604 984 0221 Fax: 604 984 0218 www.alsglobal.com

To: **SILVER RANGE RESOURCES LTD.**
C/O ARCHER, CATHRO & ASSOCIATES (1981) LIMITED
1016-510 W HASTINGS ST
VANCOUVER BC V6B 1L8

Finalized Date: 6-AUG-2012
Account: RANSIL

Project: Keg-Group 7

CERTIFICATE OF ANALYSIS WH12172343

Sample Description	Method	ME-MS41	ME-MS41	ME-MS41	ME-MS41	ME-MS41	ME-MS41	ME-MS41	ME-MS41	Pb-OG46
	Analyte	Ti	Tl	U	V	W	Y	Zn	Zr	Pb
	Units	%	ppm	ppm	ppm	ppm	ppm	ppm	ppm	%
	LOR	0.005	0.02	0.05	1	0.05	0.05	2	0.5	0.001
ZZ46435		0.049	0.22	0.90	51	0.33	6.41	100	<0.5	
CC44741		0.062	0.29	4.82	101	0.57	10.85	1700	1.7	1.325
CC44748		0.165	0.73	1.04	98	0.57	7.18	182	1.3	

***** See Appendix Page for comments regarding this certificate *****

ALS Canada Ltd.
2103 Dollarton Hwy
North Vancouver BC V7H 0A7
Phone: 604 984 0221 Fax: 604 984 0218 www.alsglobal.com

To: **SILVER RANGE RESOURCES LTD.**
C/O ARCHER, CATHRO & ASSOCIATES (1981) LIMITED
1016-510 W HASTINGS ST
VANCOUVER BC V6B 1L8

Finalized Date: 6-AUG-2012
Account: RANSIL

Project: Keg-Group 7

CERTIFICATE OF ANALYSIS WH12172343

Method	CERTIFICATE COMMENTS
ME-MS41	Gold determinations by this method are semi-quantitative due to the small sample weight used (0.5g).

ALS Canada Ltd.

2103 Dollarton Hwy
North Vancouver BC V7H 0A7
Phone: 604 984 0221 Fax: 604 984 0218 www.alsglobal.com

To: **SILVER RANGE RESOURCES LTD.**
C/O ARCHER, CATHRO & ASSOCIATES (1981) LIMITED
1016-510 W HASTINGS ST
VANCOUVER BC V6B 1L8

Finalized Date: 3-AUG-2012
Account: RANSIL

CERTIFICATE WH12172344

Project: Keg-Group 7

P.O. No.:

This report is for 147 Soil samples submitted to our lab in Whitehorse, YT, Canada on 23-JUL-2012.

The following have access to data associated with this certificate:

MATT DUMALA	JOAN MARIACHER	

SAMPLE PREPARATION

ALS CODE	DESCRIPTION
WEI-21	Received Sample Weight
LOG-22	Sample login - Rcd w/o BarCode
SCR-41	Screen to -180um and save both

ANALYTICAL PROCEDURES

ALS CODE	DESCRIPTION	INSTRUMENT
Au-ICP21	Au 30g FA ICP-AES Finish	ICP-AES
ME-MS41	51 anal. aqua regia ICPMS	

To: **SILVER RANGE RESOURCES LTD.**
ATTN: JOAN MARIACHER
C/O ARCHER, CATHRO & ASSOCIATES (1981) LIMITED
1016-510 W HASTINGS ST
VANCOUVER BC V6B 1L8

This is the Final Report and supersedes any preliminary report with this certificate number. Results apply to samples as submitted. All pages of this report have been checked and approved for release.

***** See Appendix Page for comments regarding this certificate *****

Signature:

Colin Ramshaw, Vancouver Laboratory Manager

ALS Canada Ltd.
2103 Dollarton Hwy
North Vancouver BC V7H 0A7
Phone: 604 984 0221 Fax: 604 984 0218 www.alsglobal.com

To: **SILVER RANGE RESOURCES LTD.**
C/O ARCHER, CATHRO & ASSOCIATES (1981) LIMITED
1016-510 W HASTINGS ST
VANCOUVER BC V6B 1L8

Finalized Date: 3-AUG-2012
Account: RANSIL

Project: Keg-Group 7

CERTIFICATE OF ANALYSIS WH12172344

Sample Description	Method	WEI-21	Au-ICP21	ME-MS41	ME-MS41	ME-MS41	ME-MS41	ME-MS41	ME-MS41	ME-MS41	ME-MS41	ME-MS41	ME-MS41	ME-MS41	ME-MS41	ME-MS41
	Analyte	Recvd Wt.	Au	Ag	Al	As	Au	B	Ba	Be	Bi	Ca	Cd	Ce	Co	Cr
	Units	kg	ppm	ppm	%	ppm	ppm	ppm	ppm	ppm	ppm	%	ppm	ppm	ppm	ppm
	LOR	0.02	0.001	0.01	0.01	0.1	0.2	10	10	0.05	0.01	0.01	0.01	0.02	0.1	1
ZZ46001		0.24	0.009	0.35	1.33	14.5	<0.2	<10	70	1.15	2.80	0.05	0.12	39.5	5.2	11
ZZ46002		0.30	0.002	0.09	1.00	43.6	<0.2	<10	40	0.73	3.27	0.01	0.08	56.3	4.3	23
ZZ46003		0.26	0.008	0.36	2.04	28.0	<0.2	<10	180	1.09	1.65	0.12	0.34	48.5	12.5	25
ZZ46004		0.35	0.008	0.56	2.35	24.7	<0.2	<10	150	1.17	2.64	0.09	0.27	43.7	14.6	33
ZZ46005		0.28	0.008	0.28	2.09	21.1	<0.2	<10	130	1.03	2.05	0.08	0.20	49.1	9.9	31
ZZ46006		0.28	0.005	0.25	2.12	33.7	<0.2	<10	120	1.16	2.22	0.10	0.21	50.9	20.2	30
ZZ46007		0.33	0.005	0.23	2.81	182.0	<0.2	<10	160	1.26	2.10	0.13	0.22	56.7	16.9	45
ZZ46008		0.37	0.004	0.28	2.39	66.4	<0.2	<10	160	1.32	1.66	0.15	0.25	60.8	28.0	30
ZZ46009		0.22	0.001	0.17	1.69	32.1	<0.2	<10	90	0.69	0.97	0.09	0.15	32.2	11.7	18
ZZ46010		0.40	0.004	0.21	2.25	59.2	<0.2	<10	200	1.23	1.39	0.21	0.30	73.3	16.6	25
ZZ46011		0.19	0.002	0.22	1.67	29.4	<0.2	<10	140	0.82	0.92	0.16	0.34	37.1	10.8	16
ZZ46012		0.29	0.003	0.28	2.15	47.4	<0.2	<10	170	1.12	1.34	0.17	0.23	52.3	14.1	23
ZZ46013		0.28	0.003	0.23	2.31	52.7	<0.2	<10	150	1.07	1.40	0.11	0.21	42.8	13.5	24
ZZ46014		0.27	0.002	0.29	2.30	62.6	<0.2	<10	180	1.28	1.86	0.15	0.38	35.0	14.0	25
ZZ46015		0.31	0.001	0.56	1.39	17.0	<0.2	<10	90	0.55	0.40	0.16	0.75	20.6	5.6	20
ZZ46016		0.24	0.003	0.62	3.33	31.7	<0.2	<10	110	1.32	0.52	0.14	1.06	35.2	9.8	42
ZZ46017		0.30	0.001	0.19	1.54	20.4	<0.2	<10	100	0.55	0.50	0.11	0.28	34.2	4.4	26
ZZ46018		0.27	0.003	0.31	0.92	10.1	<0.2	<10	60	0.31	0.25	0.12	0.72	10.30	4.0	11
ZZ46019		0.36	0.002	0.17	1.71	14.4	<0.2	<10	230	0.65	0.28	0.56	0.47	38.2	7.6	20
ZZ46020		0.23	0.002	0.19	2.10	14.3	<0.2	<10	310	0.89	0.31	0.52	0.59	44.0	8.1	27
ZZ46021		0.25	0.011	0.24	3.06	38.5	<0.2	<10	260	1.28	0.56	0.80	0.94	29.2	12.6	45
ZZ46022		0.33	0.002	0.23	1.71	43.8	<0.2	<10	100	0.55	0.83	0.16	0.39	25.9	4.7	23
ZZ46023		0.26	0.003	0.53	0.99	71.1	<0.2	<10	80	0.45	1.02	0.34	0.73	19.30	4.6	15
ZZ46024		0.41	0.001	0.31	1.32	78.2	<0.2	<10	120	0.51	1.17	0.24	0.65	28.8	5.6	25
ZZ46025		0.33	0.001	1.01	1.24	59.0	<0.2	<10	80	0.57	1.65	0.07	0.56	29.2	9.1	18
ZZ46026		0.30	0.002	0.61	3.19	101.5	<0.2	<10	260	1.76	1.70	0.31	0.37	53.0	15.3	42
ZZ46027		0.27	0.002	0.74	2.99	124.5	<0.2	<10	260	1.55	1.95	0.33	0.37	50.4	12.5	37
ZZ46028		0.33	0.003	0.61	2.37	83.6	<0.2	<10	180	1.24	1.55	0.31	0.35	45.5	9.9	34
ZZ46029		0.25	0.005	0.61	2.18	75.8	<0.2	<10	180	1.17	1.58	0.42	0.55	53.1	10.0	33
ZZ46030		0.27	0.002	0.65	2.55	72.5	<0.2	<10	180	1.05	1.61	0.37	0.33	38.3	14.3	36
ZZ46031		0.35	0.003	0.54	2.28	32.8	<0.2	<10	200	1.16	1.57	0.44	0.77	54.0	11.4	33
ZZ46032		0.25	0.002	0.33	2.29	26.4	<0.2	<10	210	0.93	0.82	0.45	0.20	36.9	11.5	34
ZZ46033		0.18	0.001	0.43	1.71	24.8	<0.2	<10	180	0.74	0.48	0.80	0.24	21.8	6.0	18
ZZ46034		0.31	0.002	0.50	2.87	84.1	<0.2	<10	230	1.21	1.10	0.55	0.29	45.0	11.3	35
ZZ46035		0.25	0.002	0.18	2.28	54.3	<0.2	<10	190	0.91	0.86	0.76	0.28	43.4	9.8	29
ZZ46036		0.27	0.002	0.26	2.66	69.0	<0.2	<10	250	1.24	1.02	0.55	0.57	46.4	11.5	30
ZZ46037		0.30	<0.001	0.09	1.57	30.3	<0.2	<10	190	0.48	0.61	0.27	0.24	29.7	5.1	24
ZZ46038		0.19	0.001	0.65	2.82	36.4	<0.2	<10	320	1.53	0.63	1.08	0.45	39.7	9.1	33
ZZ46039		0.25	0.002	0.28	1.47	5.7	<0.2	<10	130	0.78	0.15	0.34	0.21	21.2	4.1	13
ZZ46040		0.27	<0.001	0.50	1.97	12.3	<0.2	<10	220	0.94	0.28	0.33	0.27	27.7	5.9	17

***** See Appendix Page for comments regarding this certificate *****

ALS Canada Ltd.
2103 Dollarton Hwy
North Vancouver BC V7H 0A7
Phone: 604 984 0221 Fax: 604 984 0218 www.alsglobal.com

To: **SILVER RANGE RESOURCES LTD.**
C/O ARCHER, CATHRO & ASSOCIATES (1981) LIMITED
1016-510 W HASTINGS ST
VANCOUVER BC V6B 1L8

Finalized Date: 3-AUG-2012
Account: RANSIL

Project: Keg-Group 7

CERTIFICATE OF ANALYSIS WH12172344

Sample Description	Method	ME-MS41	ME-MS41	ME-MS41	ME-MS41	ME-MS41	ME-MS41	ME-MS41	ME-MS41	ME-MS41	ME-MS41	ME-MS41	ME-MS41	ME-MS41	ME-MS41	ME-MS41
	Analyte	Cs	Cu	Fe	Ga	Ge	Hf	Hg	In	K	La	Li	Mg	Mn	Mo	Na
	Units	ppm	ppm	%	ppm	ppm	ppm	ppm	ppm	%	ppm	ppm	%	ppm	ppm	%
	LOR	0.05	0.2	0.01	0.05	0.05	0.02	0.01	0.005	0.01	0.2	0.1	0.01	5	0.05	0.01
ZZ46001		4.17	84.8	5.58	3.94	0.14	0.05	0.09	0.039	0.11	18.3	9.2	0.13	190	1.03	0.01
ZZ46002		6.66	54.4	5.85	4.69	0.16	0.02	0.03	0.029	0.17	25.9	10.9	0.14	123	1.00	0.01
ZZ46003		8.58	30.1	4.01	7.43	0.13	0.03	0.17	0.047	0.20	22.0	28.0	0.43	580	1.27	0.01
ZZ46004		9.08	34.0	4.16	9.47	0.13	0.03	0.16	0.041	0.26	20.2	29.1	0.49	462	1.37	0.01
ZZ46005		11.85	41.3	4.42	8.66	0.15	0.02	0.09	0.043	0.34	23.0	33.5	0.52	396	0.96	0.02
ZZ46006		9.36	49.2	4.81	9.17	0.15	0.02	0.05	0.046	0.29	23.3	29.6	0.52	460	0.82	0.02
ZZ46007		13.55	45.7	6.74	12.55	0.22	0.03	0.06	0.078	0.62	26.0	46.3	0.70	543	0.87	0.02
ZZ46008		10.40	31.8	4.58	9.59	0.16	0.03	0.07	0.053	0.32	27.4	38.7	0.57	766	0.91	0.01
ZZ46009		6.75	30.7	2.85	6.80	0.09	0.02	0.05	0.032	0.13	14.7	17.4	0.33	314	0.93	0.02
ZZ46010		10.15	34.2	3.82	8.92	0.17	0.05	0.05	0.043	0.31	33.4	31.0	0.57	719	1.11	0.02
ZZ46011		5.74	23.8	2.46	6.40	0.09	0.02	0.06	0.027	0.14	16.7	19.4	0.34	433	0.83	0.02
ZZ46012		8.86	32.5	3.47	8.19	0.12	0.03	0.06	0.039	0.19	23.6	26.5	0.48	544	0.98	0.02
ZZ46013		9.67	33.2	3.42	8.58	0.12	0.02	0.06	0.041	0.16	19.0	25.3	0.46	630	1.24	0.01
ZZ46014		8.97	31.2	3.56	8.43	0.05	<0.02	0.06	0.049	0.16	18.5	29.6	0.46	693	1.17	0.02
ZZ46015		3.93	17.3	1.84	6.56	<0.05	<0.02	0.05	0.045	0.11	11.6	12.7	0.29	588	1.20	0.02
ZZ46016		5.84	25.7	3.65	9.51	0.07	0.09	0.07	0.083	0.16	19.5	41.7	0.59	355	1.44	0.01
ZZ46017		4.39	15.1	2.44	11.55	0.06	0.03	0.05	0.043	0.14	19.1	19.1	0.36	169	2.38	0.01
ZZ46018		2.51	10.5	1.25	4.91	<0.05	<0.02	0.02	0.052	0.05	5.3	8.4	0.14	515	0.92	0.02
ZZ46019		2.75	17.4	2.35	6.91	0.06	0.03	0.04	0.029	0.13	22.4	26.5	0.48	350	0.99	0.02
ZZ46020		4.12	17.6	2.36	7.26	0.08	0.06	0.02	0.028	0.24	23.6	38.2	0.75	362	0.55	0.03
ZZ46021		6.57	31.7	3.09	12.10	0.07	0.03	0.05	0.044	0.35	19.4	44.9	0.99	612	1.19	0.02
ZZ46022		3.83	20.6	2.14	8.59	<0.05	<0.02	0.04	0.038	0.10	14.4	17.2	0.32	150	2.62	0.01
ZZ46023		5.15	24.6	2.07	5.62	<0.05	0.02	0.04	0.033	0.06	10.8	11.2	0.25	169	3.12	0.02
ZZ46024		3.83	17.9	2.45	8.74	0.05	<0.02	0.03	0.038	0.14	15.2	18.6	0.42	263	2.73	0.01
ZZ46025		4.28	32.9	2.17	4.61	0.05	<0.02	0.03	0.020	0.13	17.0	17.2	0.40	241	2.71	0.02
ZZ46026		8.48	56.4	3.76	10.55	0.08	0.03	0.04	0.079	0.15	29.1	50.9	1.29	555	2.66	0.01
ZZ46027		7.38	55.4	3.53	9.39	0.07	0.03	0.04	0.090	0.15	28.4	41.2	0.95	467	2.87	0.01
ZZ46028		6.55	43.6	2.91	7.99	0.08	0.04	0.03	0.069	0.14	25.3	41.0	0.96	338	2.00	0.02
ZZ46029		6.61	44.1	2.79	7.85	0.10	0.11	0.03	0.071	0.19	30.3	39.6	0.95	372	1.75	0.02
ZZ46030		7.24	31.3	2.95	9.24	0.09	0.05	0.02	0.067	0.16	21.7	46.0	1.04	298	1.83	0.01
ZZ46031		6.72	46.6	2.46	8.38	0.10	0.12	0.03	0.072	0.20	29.5	42.1	1.00	272	1.02	0.02
ZZ46032		5.19	20.5	2.67	9.34	0.05	<0.02	0.05	0.039	0.10	19.9	32.1	0.83	437	1.17	0.01
ZZ46033		3.31	29.8	1.72	5.51	<0.05	0.05	0.04	0.030	0.05	13.2	21.9	0.42	209	0.57	0.03
ZZ46034		6.13	35.8	3.24	9.59	0.07	0.04	0.03	0.080	0.12	20.5	39.1	0.87	500	1.55	0.02
ZZ46035		4.91	27.9	2.72	9.03	0.05	0.02	0.03	0.054	0.09	19.9	40.3	0.78	410	1.46	0.03
ZZ46036		5.67	31.8	2.99	10.60	0.07	0.03	0.04	0.062	0.13	23.1	38.5	0.70	416	1.65	0.02
ZZ46037		3.62	17.4	2.37	8.37	0.05	<0.02	0.01	0.031	0.08	15.9	22.1	0.50	239	1.27	0.01
ZZ46038		6.01	30.6	2.85	9.65	0.08	0.04	0.07	0.045	0.10	30.4	36.0	0.84	398	1.11	0.03
ZZ46039		2.08	12.6	1.56	4.48	<0.05	<0.02	0.04	0.015	0.06	11.1	11.3	0.35	188	0.58	0.02
ZZ46040		2.92	18.5	1.84	6.01	0.05	0.04	0.04	0.023	0.08	15.1	17.6	0.48	334	0.83	0.03

***** See Appendix Page for comments regarding this certificate *****

ALS Canada Ltd.
2103 Dollarton Hwy
North Vancouver BC V7H 0A7
Phone: 604 984 0221 Fax: 604 984 0218 www.alsglobal.com

To: **SILVER RANGE RESOURCES LTD.**
C/O ARCHER, CATHRO & ASSOCIATES (1981) LIMITED
1016-510 W HASTINGS ST
VANCOUVER BC V6B 1L8

Finalized Date: 3-AUG-2012
Account: RANSIL

Project: Keg-Group 7

CERTIFICATE OF ANALYSIS WH12172344

Sample Description	Method	ME-MS41	ME-MS41	ME-MS41	ME-MS41	ME-MS41	ME-MS41	ME-MS41	ME-MS41	ME-MS41	ME-MS41	ME-MS41	ME-MS41	ME-MS41	ME-MS41	ME-MS41
	Analyte	Nb	Ni	P	Pb	Rb	Re	S	Sb	Sc	Se	Sn	Sr	Ta	Te	Th
	Units	ppm	ppm	ppm	ppm	ppm	ppm	%	ppm	ppm	ppm	ppm	ppm	ppm	ppm	ppm
	LOR	0.05	0.2	10	0.2	0.1	0.001	0.01	0.05	0.1	0.2	0.2	0.2	0.01	0.01	0.2
ZZ46001		0.93	13.6	740	68.2	20.1	<0.001	0.03	1.42	2.9	0.6	0.6	5.8	<0.01	0.06	6.0
ZZ46002		1.12	14.6	590	15.9	26.4	<0.001	0.01	0.78	3.3	0.3	1.0	3.5	<0.01	0.03	9.1
ZZ46003		1.62	18.5	1000	36.3	33.9	0.001	0.07	1.05	3.7	0.6	1.4	14.1	0.01	0.06	2.5
ZZ46004		2.40	24.6	900	19.5	41.8	<0.001	0.04	0.91	5.0	0.6	1.5	12.1	0.01	0.05	3.8
ZZ46005		2.06	15.4	730	18.0	51.3	<0.001	0.12	0.67	5.0	0.4	1.8	14.6	<0.01	0.04	3.6
ZZ46006		1.85	16.5	750	21.9	45.7	<0.001	0.08	0.69	5.2	0.6	1.9	14.4	<0.01	0.04	4.5
ZZ46007		2.67	19.9	800	16.9	71.1	<0.001	0.11	0.58	8.1	0.6	3.5	18.8	<0.01	0.04	7.2
ZZ46008		1.96	27.5	860	20.6	45.9	<0.001	0.05	0.81	5.9	0.6	2.2	17.5	0.01	0.02	5.7
ZZ46009		1.03	15.3	850	13.3	25.9	<0.001	0.05	0.63	2.1	0.4	1.3	12.2	<0.01	0.02	0.6
ZZ46010		1.83	21.3	750	23.4	43.7	<0.001	<0.01	1.50	7.1	0.6	1.9	20.4	0.01	0.02	9.9
ZZ46011		1.14	15.3	760	14.1	23.6	<0.001	0.03	0.82	2.7	0.4	1.1	15.7	<0.01	0.02	1.0
ZZ46012		1.62	20.6	860	19.4	33.1	<0.001	0.03	1.03	4.2	0.6	1.6	17.0	0.01	0.03	2.5
ZZ46013		1.11	20.6	870	21.7	31.3	<0.001	0.04	1.20	3.0	0.5	1.6	13.8	<0.01	0.03	0.9
ZZ46014		1.17	20.4	880	25.0	31.6	<0.001	0.07	1.31	2.7	0.3	1.5	16.4	<0.01	0.02	0.9
ZZ46015		0.92	9.6	570	32.1	23.1	<0.001	0.06	2.20	0.8	0.2	0.9	10.6	<0.01	<0.01	0.2
ZZ46016		3.74	23.9	610	67.3	24.8	<0.001	0.02	4.95	5.2	0.4	1.2	11.3	0.02	0.03	8.7
ZZ46017		3.38	13.5	230	27.7	20.4	<0.001	<0.01	15.85	3.1	<0.2	1.6	9.2	0.01	0.01	4.8
ZZ46018		1.11	5.8	380	27.6	9.3	0.001	0.01	2.84	0.8	<0.2	0.9	9.1	<0.01	<0.01	0.3
ZZ46019		1.92	18.3	540	16.6	24.7	<0.001	0.03	1.40	3.2	0.2	0.9	31.1	<0.01	<0.01	3.3
ZZ46020		2.52	18.5	660	20.5	35.1	0.001	<0.01	1.32	5.0	<0.2	1.0	34.9	<0.01	<0.01	8.0
ZZ46021		2.35	26.3	970	32.9	44.4	<0.001	0.09	3.56	3.6	0.6	1.1	39.5	<0.01	0.02	1.6
ZZ46022		1.75	13.5	400	30.9	19.3	0.001	0.03	8.51	1.8	0.2	1.3	12.6	0.01	0.01	1.3
ZZ46023		1.18	13.0	580	34.3	13.3	0.001	0.04	9.58	1.1	<0.2	1.6	18.4	<0.01	0.03	1.0
ZZ46024		1.66	17.0	410	28.2	33.3	<0.001	0.02	4.29	2.2	<0.2	1.5	18.6	<0.01	0.03	1.6
ZZ46025		0.48	32.0	440	7.7	14.6	<0.001	0.02	6.27	1.6	0.3	1.3	9.0	<0.01	<0.01	0.4
ZZ46026		2.00	36.4	610	66.6	28.9	<0.001	0.01	9.22	5.6	1.2	2.4	25.7	<0.01	<0.01	9.0
ZZ46027		1.85	31.3	670	70.4	26.5	<0.001	0.01	9.64	4.9	0.9	2.9	23.2	<0.01	0.03	6.9
ZZ46028		1.99	28.4	540	49.9	23.8	<0.001	0.01	7.31	4.3	0.2	2.3	25.2	<0.01	0.04	6.8
ZZ46029		1.80	26.2	750	57.2	30.5	<0.001	<0.01	7.22	4.7	0.7	2.4	30.3	<0.01	<0.01	9.9
ZZ46030		2.38	30.4	720	42.6	27.4	<0.001	0.02	5.19	4.5	1.1	2.1	26.5	<0.01	0.02	6.8
ZZ46031		1.69	27.5	780	47.3	31.6	<0.001	<0.01	6.02	5.2	0.9	2.6	31.5	<0.01	0.01	10.2
ZZ46032		1.19	21.4	930	30.0	17.4	0.001	0.04	3.19	2.0	0.6	1.4	29.8	<0.01	0.02	1.0
ZZ46033		1.20	15.2	810	18.4	9.5	0.001	0.05	2.23	2.0	0.8	0.9	42.3	<0.01	<0.01	1.4
ZZ46034		2.06	27.6	610	46.4	21.8	<0.001	0.02	5.67	4.1	0.5	1.7	28.5	<0.01	0.01	3.5
ZZ46035		1.83	24.3	590	34.4	16.4	<0.001	0.03	5.38	3.2	0.8	1.6	33.9	<0.01	0.01	2.4
ZZ46036		2.45	23.2	650	41.7	20.8	<0.001	0.03	5.59	3.8	<0.2	1.9	30.0	<0.01	<0.01	3.1
ZZ46037		2.17	12.6	290	22.3	15.2	0.001	<0.01	3.41	2.8	<0.2	1.5	18.8	<0.01	0.01	3.1
ZZ46038		1.69	23.3	1340	29.2	20.6	0.001	0.08	3.21	3.1	1.0	1.2	43.5	<0.01	0.02	2.0
ZZ46039		0.55	8.5	880	8.9	11.1	<0.001	0.05	0.59	0.7	<0.2	0.3	20.9	<0.01	0.01	0.2
ZZ46040		1.11	14.1	740	12.2	11.2	<0.001	0.05	1.04	1.8	0.4	0.5	26.9	<0.01	<0.01	1.1

***** See Appendix Page for comments regarding this certificate *****

ALS Canada Ltd.
2103 Dollarton Hwy
North Vancouver BC V7H 0A7
Phone: 604 984 0221 Fax: 604 984 0218 www.alsglobal.com

To: **SILVER RANGE RESOURCES LTD.**
C/O ARCHER, CATHRO & ASSOCIATES (1981) LIMITED
1016-510 W HASTINGS ST
VANCOUVER BC V6B 1L8

Finalized Date: 3-AUG-2012
Account: RANSIL

Project: Keg-Group 7

CERTIFICATE OF ANALYSIS WH12172344

Sample Description	Method	ME-MS41	ME-MS41	ME-MS41	ME-MS41	ME-MS41	ME-MS41	ME-MS41	ME-MS41
	Analyte	Ti	Tl	U	V	W	Y	Zn	Zr
	Units	%	ppm	ppm	ppm	ppm	ppm	ppm	ppm
	LOR	0.005	0.02	0.05	1	0.05	0.05	2	0.5
ZZ46001		0.020	0.21	7.19	18	1.18	5.76	48	0.9
ZZ46002		0.038	0.20	2.94	33	0.89	4.39	36	<0.5
ZZ46003		0.065	0.32	2.30	47	0.88	7.71	105	<0.5
ZZ46004		0.079	0.41	1.69	61	0.80	6.81	88	0.7
ZZ46005		0.088	0.41	1.90	52	1.03	6.62	76	<0.5
ZZ46006		0.089	0.44	2.00	58	0.82	8.20	80	<0.5
ZZ46007		0.134	0.55	2.35	64	1.68	8.79	79	0.8
ZZ46008		0.087	0.42	2.36	51	2.48	11.15	94	<0.5
ZZ46009		0.049	0.24	1.38	41	1.23	5.68	64	<0.5
ZZ46010		0.108	0.45	3.81	52	1.95	18.45	96	1.1
ZZ46011		0.052	0.23	1.87	35	1.02	8.16	67	<0.5
ZZ46012		0.068	0.37	2.72	45	1.58	11.75	79	<0.5
ZZ46013		0.049	0.35	2.99	49	1.52	10.35	87	<0.5
ZZ46014		0.041	0.37	3.34	51	2.44	8.34	93	<0.5
ZZ46015		0.047	0.16	0.77	43	0.65	3.10	64	<0.5
ZZ46016		0.090	0.28	1.16	58	3.09	5.00	116	3.9
ZZ46017		0.104	0.24	0.84	79	0.83	3.60	62	1.7
ZZ46018		0.049	0.12	0.40	34	0.43	1.24	50	<0.5
ZZ46019		0.060	0.18	0.92	44	0.43	7.34	90	1.1
ZZ46020		0.103	0.23	0.93	42	0.58	8.71	101	2.2
ZZ46021		0.091	0.30	1.24	59	0.53	10.25	171	1.0
ZZ46022		0.057	0.19	0.80	55	0.56	3.19	63	0.5
ZZ46023		0.051	0.12	0.94	57	0.47	3.49	69	0.9
ZZ46024		0.078	0.15	0.77	60	1.06	2.93	114	0.5
ZZ46025		0.036	0.22	2.89	29	0.28	5.99	123	<0.5
ZZ46026		0.081	0.33	1.93	67	1.07	13.30	132	1.4
ZZ46027		0.072	0.34	2.16	66	0.91	12.35	128	0.8
ZZ46028		0.076	0.27	1.75	55	0.78	11.10	107	1.2
ZZ46029		0.092	0.27	1.67	51	1.42	11.90	117	5.4
ZZ46030		0.078	0.26	1.22	53	0.71	8.19	117	2.1
ZZ46031		0.092	0.28	1.66	49	1.17	12.25	114	5.2
ZZ46032		0.046	0.25	1.36	50	0.62	6.97	74	<0.5
ZZ46033		0.046	0.16	1.35	33	0.33	12.10	87	2.0
ZZ46034		0.077	0.24	1.66	59	0.60	8.39	122	1.0
ZZ46035		0.061	0.19	1.56	49	1.08	6.54	90	0.8
ZZ46036		0.079	0.24	1.68	58	0.92	8.33	105	1.0
ZZ46037		0.073	0.17	0.68	53	1.06	3.77	61	0.7
ZZ46038		0.050	0.26	8.54	53	0.47	16.10	125	1.8
ZZ46039		0.033	0.09	1.11	31	0.20	5.16	45	<0.5
ZZ46040		0.038	0.15	1.08	31	0.28	7.89	58	1.2

***** See Appendix Page for comments regarding this certificate *****

ALS Canada Ltd.
2103 Dollarton Hwy
North Vancouver BC V7H 0A7
Phone: 604 984 0221 Fax: 604 984 0218 www.alsglobal.com

To: **SILVER RANGE RESOURCES LTD.**
C/O ARCHER, CATHRO & ASSOCIATES (1981) LIMITED
1016-510 W HASTINGS ST
VANCOUVER BC V6B 1L8

Finalized Date: 3-AUG-2012
Account: RANSIL

Project: Keg-Group 7

CERTIFICATE OF ANALYSIS WH12172344

Sample Description	Method	WEI-21	Au-ICP21	ME-MS41	ME-MS41	ME-MS41	ME-MS41	ME-MS41	ME-MS41	ME-MS41	ME-MS41	ME-MS41	ME-MS41	ME-MS41	ME-MS41	ME-MS41
	Analyte	Recvd Wt.	Au	Ag	Al	As	Au	B	Ba	Be	Bi	Ca	Cd	Ce	Co	Cr
	Units	kg	ppm	ppm	%	ppm	ppm	ppm	ppm	ppm	ppm	%	ppm	ppm	ppm	ppm
	LOR	0.02	0.001	0.01	0.01	0.1	0.2	10	10	0.05	0.01	0.01	0.01	0.02	0.1	1
ZZ46041		0.27	<0.001	0.11	1.43	12.0	<0.2	<10	170	0.64	0.34	0.39	0.43	30.1	6.7	21
ZZ46043		0.21	0.007	5.50	1.98	156.0	<0.2	<10	30	2.02	0.65	0.06	1.28	92.0	22.7	14
ZZ46044		0.19	0.001	0.08	1.09	10.0	<0.2	<10	60	0.24	0.29	0.07	0.34	24.8	3.7	19
ZZ46045		Not Recvd														
ZZ46046		0.28	0.002	0.53	1.89	20.3	<0.2	<10	110	1.16	0.26	1.12	0.27	23.6	5.2	17
ZZ46047		0.29	0.001	0.18	1.49	11.2	<0.2	<10	110	0.67	0.19	1.14	0.84	25.6	6.2	19
ZZ46048		0.42	0.001	0.25	1.73	18.9	<0.2	<10	210	0.88	0.75	0.54	0.55	53.8	10.5	27
ZZ46049		0.31	0.001	0.12	2.58	10.8	<0.2	<10	180	0.99	0.46	0.71	0.39	48.0	13.8	41
ZZ46050		0.26	0.001	0.21	2.34	8.4	<0.2	<10	130	1.15	0.29	1.24	0.47	33.2	8.7	26
ZZ46051		0.23	0.004	1.51	2.82	139.0	<0.2	<10	230	1.89	1.33	0.76	0.84	48.8	11.4	34
ZZ46052		0.25	0.001	0.20	3.09	20.4	<0.2	<10	250	1.63	0.53	0.36	0.67	42.7	12.4	38
ZZ46053		0.26	0.003	0.17	2.35	24.2	<0.2	<10	200	1.36	0.67	0.49	0.54	28.9	9.4	34
ZZ46054		0.30	0.001	0.19	2.84	146.0	<0.2	<10	250	1.56	0.84	0.53	0.36	51.7	13.0	38
ZZ46055		0.36	0.002	0.24	1.51	43.8	<0.2	<10	160	0.87	0.78	0.52	0.48	51.4	9.2	23
ZZ46056		0.46	0.001	0.31	1.84	52.5	<0.2	<10	190	1.11	0.81	0.50	0.42	50.0	10.2	27
ZZ46057		0.22	0.002	0.15	1.25	138.5	<0.2	<10	110	0.58	0.93	0.42	1.18	27.6	5.7	25
ZZ46058		0.24	0.002	0.50	1.37	105.0	<0.2	<10	100	0.72	0.41	0.46	0.52	18.40	3.8	16
ZZ46059		0.23	0.001	0.28	1.11	115.0	<0.2	<10	100	0.71	0.99	0.73	0.54	19.00	4.4	16
ZZ46060		0.16	0.006	2.73	2.48	129.0	<0.2	<10	200	2.26	2.51	0.92	0.63	45.1	12.9	27
ZZ46061		0.23	0.003	1.02	3.17	243	<0.2	<10	280	1.81	2.32	0.82	0.67	58.2	17.3	44
ZZ46062		0.26	0.005	1.37	1.23	109.5	<0.2	<10	80	1.01	1.49	0.77	1.12	22.9	5.2	16
ZZ46063		0.30	0.003	1.20	1.51	117.5	<0.2	<10	110	0.87	2.01	0.25	0.41	33.2	6.4	21
ZZ46064		0.33	0.002	1.03	2.31	189.5	<0.2	<10	110	2.26	2.72	0.27	1.19	70.7	20.1	35
ZZ46065		0.26	0.003	1.59	1.81	178.5	<0.2	<10	150	0.86	1.77	0.17	0.67	34.6	7.3	29
ZZ46066		0.31	0.003	0.52	3.39	39.9	<0.2	<10	280	1.44	0.76	0.25	0.17	40.5	11.5	42
ZZ46067		0.29	0.004	0.97	3.57	42.4	<0.2	<10	270	1.46	0.72	0.40	0.22	35.9	11.6	40
ZZ46068		0.26	0.003	0.61	3.16	56.6	<0.2	<10	190	1.40	0.62	0.65	0.86	32.3	9.4	35
ZZ46069		0.32	0.002	0.22	2.20	26.5	<0.2	<10	180	1.08	0.45	0.46	0.39	43.8	10.1	28
ZZ46070		0.40	0.003	0.39	3.20	29.3	<0.2	<10	240	1.36	0.53	0.75	0.48	50.0	11.3	38
ZZ46071		0.18	0.004	0.12	1.56	7.8	<0.2	<10	160	0.52	0.25	0.21	0.16	25.7	3.4	16
ZZ46072		0.29	0.004	0.33	2.25	63.0	<0.2	<10	190	1.27	1.75	0.14	0.17	37.0	16.0	23
ZZ46073		0.13	0.005	0.24	1.69	60.8	<0.2	<10	110	0.97	1.12	0.09	0.13	29.6	17.1	21
ZZ46074		0.30	0.005	0.32	2.15	107.5	<0.2	<10	170	1.62	2.26	0.15	0.34	58.6	70.6	29
ZZ46075		0.23	0.001	0.13	1.61	16.7	<0.2	<10	100	0.68	0.89	0.06	0.21	23.1	6.3	17
ZZ46076		0.28	0.003	0.35	2.33	67.6	<0.2	<10	180	1.45	2.52	0.15	0.23	60.8	15.3	34
ZZ46077		0.23	0.006	0.12	2.32	44.3	<0.2	<10	180	1.63	4.58	0.12	0.17	57.7	13.2	27
ZZ46078		0.22	0.003	0.14	2.81	8.4	<0.2	<10	170	1.25	1.02	0.07	0.33	45.7	6.0	54
ZZ46079		0.30	0.001	0.13	3.07	13.0	<0.2	<10	160	2.30	2.19	0.14	0.19	62.7	18.8	31
ZZ46080		0.34	0.001	0.30	2.59	10.2	<0.2	<10	140	1.80	2.25	0.08	0.27	46.9	10.5	24
ZZ46081		0.38	0.002	0.69	1.94	28.3	<0.2	<10	100	4.14	9.07	0.14	0.47	60.8	19.3	23

***** See Appendix Page for comments regarding this certificate *****

ALS Canada Ltd.
2103 Dollarton Hwy
North Vancouver BC V7H 0A7
Phone: 604 984 0221 Fax: 604 984 0218 www.alsglobal.com

To: **SILVER RANGE RESOURCES LTD.**
C/O ARCHER, CATHRO & ASSOCIATES (1981) LIMITED
1016-510 W HASTINGS ST
VANCOUVER BC V6B 1L8

Finalized Date: 3-AUG-2012
Account: RANSIL

Project: Keg-Group 7

CERTIFICATE OF ANALYSIS WH12172344

Sample Description	Method	ME-MS41	ME-MS41	ME-MS41	ME-MS41	ME-MS41	ME-MS41	ME-MS41	ME-MS41	ME-MS41	ME-MS41	ME-MS41	ME-MS41	ME-MS41	ME-MS41	ME-MS41
	Analyte	Cs	Cu	Fe	Ga	Ge	Hf	Hg	In	K	La	Li	Mg	Mn	Mo	Na
	Units	ppm	ppm	%	ppm	ppm	ppm	ppm	ppm	%	ppm	ppm	%	ppm	ppm	%
	LOR	0.05	0.2	0.01	0.05	0.05	0.02	0.01	0.005	0.01	0.2	0.1	0.01	5	0.05	0.01
ZZ46041		2.91	13.7	2.13	7.61	0.05	0.02	0.03	0.027	0.09	16.9	17.4	0.50	311	1.44	0.01
ZZ46043		2.80	251	26.6	2.22	0.29	0.12	0.06	0.245	0.03	28.5	6.0	0.11	558	5.56	0.01
ZZ46044		2.19	10.6	2.13	7.46	<0.05	0.02	0.03	0.018	0.06	13.3	13.0	0.32	174	1.46	0.01
ZZ46045																
ZZ46046		3.19	31.9	1.57	6.07	0.09	0.06	0.04	0.023	0.06	24.7	16.3	0.45	261	0.78	0.03
ZZ46047		2.52	22.7	1.54	4.83	<0.05	0.04	0.04	0.021	0.09	16.8	19.1	0.58	424	0.52	0.04
ZZ46048		4.28	20.9	2.42	6.31	0.08	0.17	0.03	0.035	0.18	27.5	30.7	0.83	432	0.92	0.03
ZZ46049		4.21	17.6	2.88	10.75	0.06	0.02	0.03	0.033	0.12	22.8	33.6	1.16	671	1.10	0.02
ZZ46050		3.67	17.0	2.29	7.81	0.06	0.03	0.04	0.030	0.13	19.2	26.7	0.93	580	0.71	0.05
ZZ46051		7.34	58.1	2.97	8.53	0.08	0.05	0.06	0.057	0.18	36.4	39.1	1.01	729	2.86	0.04
ZZ46052		6.74	24.7	3.34	10.80	0.07	0.02	0.05	0.037	0.18	18.5	40.7	1.06	681	1.26	0.02
ZZ46053		5.77	25.0	2.65	8.29	0.05	<0.02	0.05	0.031	0.14	16.6	29.9	0.79	492	1.80	0.02
ZZ46054		8.19	38.9	3.52	10.40	0.10	0.05	0.03	0.046	0.17	27.8	43.4	1.09	519	1.56	0.02
ZZ46055		3.85	22.4	2.20	5.57	0.11	0.08	0.05	0.030	0.14	28.4	25.2	0.65	439	1.14	0.02
ZZ46056		4.92	28.1	2.41	6.71	0.10	0.13	0.04	0.038	0.17	27.9	31.3	0.84	428	1.12	0.02
ZZ46057		7.65	16.9	2.13	7.70	0.07	<0.02	0.04	0.029	0.09	15.1	16.7	0.45	333	1.86	0.01
ZZ46058		3.84	19.8	1.61	5.75	<0.05	0.02	0.05	0.019	0.06	11.9	15.7	0.41	149	0.97	0.02
ZZ46059		8.94	34.4	1.55	4.77	0.05	0.05	0.04	0.030	0.06	15.2	10.2	0.28	523	1.51	0.02
ZZ46060		12.10	133.0	2.94	8.13	0.16	0.16	0.06	0.089	0.14	66.7	32.5	0.76	637	1.84	0.02
ZZ46061		16.70	97.1	4.43	10.60	0.09	0.08	0.04	0.201	0.23	23.4	63.8	1.40	836	2.71	0.02
ZZ46062		6.78	97.8	1.78	4.29	0.09	0.05	0.06	0.059	0.05	30.9	13.0	0.35	338	1.88	0.03
ZZ46063		4.85	44.8	1.82	6.14	0.05	<0.02	0.10	0.051	0.05	16.2	17.0	0.41	255	1.92	0.01
ZZ46064		13.70	120.5	4.43	8.71	0.10	<0.02	0.06	0.095	0.11	38.8	43.2	0.68	733	15.00	0.02
ZZ46065		9.24	40.3	3.12	9.02	0.05	<0.02	0.05	0.064	0.11	21.7	31.4	0.63	267	3.87	0.01
ZZ46066		8.39	40.5	3.13	12.00	0.13	0.03	0.04	0.044	0.31	23.4	49.8	1.10	451	1.47	0.02
ZZ46067		7.58	51.1	2.93	11.20	0.08	0.04	0.07	0.042	0.31	20.2	47.1	1.05	279	1.39	0.02
ZZ46068		5.28	31.0	2.63	9.39	0.09	0.03	0.05	0.034	0.22	18.4	41.4	0.81	492	0.92	0.03
ZZ46069		5.40	25.0	2.25	7.76	0.13	0.08	0.02	0.030	0.29	25.4	33.3	0.81	404	0.52	0.04
ZZ46070		6.80	38.7	3.21	10.60	0.16	0.25	0.05	0.037	0.45	30.6	44.5	0.97	555	0.55	0.05
ZZ46071		2.03	10.9	1.62	5.87	<0.05	<0.02	0.05	0.021	0.07	13.6	11.7	0.21	125	1.06	0.01
ZZ46072		10.25	41.3	3.41	8.44	0.06	<0.02	0.06	0.044	0.15	19.6	25.9	0.45	709	1.43	0.02
ZZ46073		8.64	33.5	3.04	6.36	<0.05	<0.02	0.07	0.025	0.16	14.4	25.5	0.31	538	0.87	0.02
ZZ46074		13.50	52.3	4.66	8.38	0.09	<0.02	0.08	0.040	0.22	29.1	43.5	0.49	1580	1.18	0.01
ZZ46075		6.96	20.9	2.58	6.61	<0.05	<0.02	0.09	0.028	0.08	12.1	14.8	0.23	221	1.17	0.02
ZZ46076		13.35	51.7	5.25	9.16	0.10	0.02	0.09	0.046	0.24	31.2	36.5	0.56	394	1.13	0.01
ZZ46077		11.95	34.5	4.49	9.29	0.09	0.02	0.08	0.045	0.32	29.0	37.4	0.61	484	1.00	0.02
ZZ46078		10.00	36.6	4.78	11.90	0.09	0.02	0.12	0.057	0.43	23.7	26.1	0.51	386	0.60	0.04
ZZ46079		12.20	36.8	4.76	12.90	0.10	<0.02	0.05	0.070	0.37	31.6	54.6	0.89	652	0.92	0.01
ZZ46080		8.02	29.1	3.75	11.05	0.08	<0.02	0.06	0.067	0.26	22.1	37.8	0.64	438	0.96	0.01
ZZ46081		10.75	59.7	4.25	7.16	0.10	<0.02	0.04	0.150	0.24	33.2	35.9	0.43	673	0.92	0.01

***** See Appendix Page for comments regarding this certificate *****

ALS Canada Ltd.
2103 Dollarton Hwy
North Vancouver BC V7H 0A7
Phone: 604 984 0221 Fax: 604 984 0218 www.alsglobal.com

To: **SILVER RANGE RESOURCES LTD.**
C/O ARCHER, CATHRO & ASSOCIATES (1981) LIMITED
1016-510 W HASTINGS ST
VANCOUVER BC V6B 1L8

Finalized Date: 3-AUG-2012
Account: RANSIL

Project: Keg-Group 7

CERTIFICATE OF ANALYSIS WH12172344

Sample Description	Method	ME-MS41	ME-MS41	ME-MS41	ME-MS41	ME-MS41	ME-MS41	ME-MS41	ME-MS41	ME-MS41	ME-MS41	ME-MS41	ME-MS41	ME-MS41	ME-MS41	ME-MS41
	Analyte	Nb	Ni	P	Pb	Rb	Re	S	Sb	Sc	Se	Sn	Sr	Ta	Te	Th
	Units	ppm	ppm	ppm	ppm	ppm	ppm	%	ppm	ppm	ppm	ppm	ppm	ppm	ppm	ppm
	LOR	0.05	0.2	10	0.2	0.1	0.001	0.01	0.05	0.1	0.2	0.2	0.2	0.01	0.01	0.2
ZZ46041		1.67	13.6	460	13.9	31.0	0.001	0.02	1.13	2.1	<0.2	0.8	29.5	<0.01	0.02	1.6
ZZ46043		0.41	31.7	460	140.0	5.1	0.003	1.84	9.55	12.3	4.3	0.7	4.6	0.01	0.01	6.3
ZZ46044		1.60	9.4	260	10.3	15.1	<0.001	0.01	0.64	1.5	<0.2	0.7	7.2	<0.01	0.01	1.4
ZZ46045																
ZZ46046		1.10	12.5	1510	11.4	13.2	<0.001	0.13	0.97	1.6	1.6	0.5	49.8	0.01	<0.01	0.9
ZZ46047		0.93	12.6	900	9.8	11.9	0.001	0.06	0.89	1.9	1.3	0.4	50.0	<0.01	<0.01	1.3
ZZ46048		0.98	20.1	910	32.8	24.0	0.001	<0.01	4.00	4.6	0.4	1.3	35.0	<0.01	<0.01	10.1
ZZ46049		1.92	22.1	600	18.7	30.5	<0.001	0.01	0.86	4.0	0.3	1.0	34.1	<0.01	0.01	3.0
ZZ46050		1.46	17.9	680	19.0	20.5	<0.001	0.05	1.09	2.8	1.1	0.6	72.0	0.01	0.01	1.7
ZZ46051		1.72	30.5	900	46.9	21.1	0.001	0.06	7.18	3.3	1.3	1.7	49.8	<0.01	0.02	2.7
ZZ46052		1.64	28.4	670	25.3	26.6	<0.001	0.06	1.41	3.3	0.3	1.0	32.0	<0.01	0.04	1.8
ZZ46053		1.29	23.6	900	21.4	20.5	<0.001	0.07	1.45	2.3	0.3	0.9	33.2	<0.01	0.04	0.9
ZZ46054		2.15	31.2	680	37.6	27.9	<0.001	0.03	3.35	5.7	0.4	1.6	32.5	<0.01	0.06	6.1
ZZ46055		1.29	17.4	990	34.6	21.8	<0.001	0.02	3.88	3.8	0.8	1.4	31.5	<0.01	0.01	9.6
ZZ46056		0.72	22.2	890	33.5	23.0	<0.001	0.01	3.52	4.5	0.6	1.3	33.9	<0.01	0.01	10.1
ZZ46057		1.70	13.8	700	20.0	23.2	<0.001	0.07	2.17	2.1	<0.2	1.3	26.2	<0.01	0.05	1.5
ZZ46058		1.11	10.7	710	13.5	8.7	<0.001	0.07	1.06	1.2	<0.2	0.6	25.0	<0.01	0.04	0.6
ZZ46059		0.87	12.6	890	19.7	16.0	<0.001	0.08	2.49	1.3	0.2	1.2	35.8	0.01	0.01	1.0
ZZ46060		1.52	33.9	800	65.8	28.6	<0.001	0.07	8.06	4.9	3.1	1.9	52.0	<0.01	0.03	5.9
ZZ46061		2.20	47.1	580	76.0	34.1	<0.001	0.06	9.43	5.8	0.5	6.2	51.0	<0.01	0.05	7.1
ZZ46062		0.61	16.9	1370	66.5	9.4	<0.001	0.11	5.61	1.4	1.3	2.1	37.2	0.01	0.04	0.9
ZZ46063		0.93	16.0	770	37.7	12.3	<0.001	0.06	3.01	1.3	0.3	2.1	26.9	<0.01	0.05	1.2
ZZ46064		0.85	87.1	1220	80.6	20.1	<0.001	0.08	11.70	3.1	2.8	4.8	21.7	<0.01	0.07	2.1
ZZ46065		1.04	24.6	790	79.8	19.3	<0.001	0.07	9.47	1.8	1.0	3.2	17.0	<0.01	0.07	0.6
ZZ46066		2.40	29.1	520	35.8	48.7	<0.001	0.05	3.11	5.6	0.5	1.5	26.5	<0.01	0.02	5.0
ZZ46067		2.17	29.5	780	41.3	40.2	<0.001	0.09	3.22	4.7	0.6	1.3	34.1	<0.01	0.03	4.3
ZZ46068		1.54	22.2	850	37.8	29.5	<0.001	0.09	1.69	3.0	0.5	0.9	38.7	<0.01	0.02	1.9
ZZ46069		1.20	18.0	750	31.8	39.1	<0.001	0.01	1.65	4.5	0.2	1.0	42.5	<0.01	0.04	9.4
ZZ46070		1.05	25.1	750	32.6	55.2	<0.001	0.01	1.90	6.8	0.6	1.3	44.9	<0.01	0.03	13.5
ZZ46071		0.97	8.5	520	14.7	11.6	<0.001	0.04	0.54	1.2	<0.2	0.8	18.6	0.01	0.04	0.7
ZZ46072		1.26	25.1	870	23.1	30.8	<0.001	0.05	1.81	3.5	0.4	1.4	17.3	<0.01	0.04	1.7
ZZ46073		0.89	24.8	780	12.4	22.9	<0.001	0.07	0.85	2.3	0.4	1.0	13.2	<0.01	0.02	0.8
ZZ46074		1.23	54.4	860	21.9	34.4	<0.001	0.04	1.44	5.3	0.5	1.5	20.1	<0.01	0.04	6.7
ZZ46075		1.03	11.6	760	13.6	17.3	<0.001	0.08	0.87	1.2	0.2	1.0	8.5	<0.01	0.04	0.3
ZZ46076		1.92	24.1	900	18.5	44.9	<0.001	0.05	1.17	6.7	0.5	1.7	18.9	<0.01	0.05	7.5
ZZ46077		2.07	17.8	660	19.9	50.9	<0.001	0.06	1.10	6.0	0.2	2.4	16.0	<0.01	0.05	8.3
ZZ46078		1.27	20.0	680	15.8	63.3	<0.001	0.31	0.40	9.8	0.5	1.4	11.3	<0.01	0.03	4.1
ZZ46079		2.89	28.6	630	30.7	67.5	<0.001	0.06	0.64	8.4	0.6	3.2	11.7	<0.01	0.03	9.7
ZZ46080		2.37	17.8	690	32.1	55.0	<0.001	0.07	0.79	4.9	0.2	2.7	9.7	<0.01	0.03	2.9
ZZ46081		1.57	27.7	820	132.5	44.9	<0.001	0.04	1.29	5.6	0.6	1.8	11.6	<0.01	0.04	9.2

***** See Appendix Page for comments regarding this certificate *****

ALS Canada Ltd.
2103 Dollarton Hwy
North Vancouver BC V7H 0A7
Phone: 604 984 0221 Fax: 604 984 0218 www.alsglobal.com

To: **SILVER RANGE RESOURCES LTD.**
C/O ARCHER, CATHRO & ASSOCIATES (1981) LIMITED
1016-510 W HASTINGS ST
VANCOUVER BC V6B 1L8

Finalized Date: 3-AUG-2012
Account: RANSIL

Project: Keg-Group 7

CERTIFICATE OF ANALYSIS WH12172344

Sample Description	Method	ME-MS41	ME-MS41	ME-MS41	ME-MS41	ME-MS41	ME-MS41	ME-MS41	ME-MS41
	Analyte	Ti	Tl	U	V	W	Y	Zn	Zr
	Units	%	ppm	ppm	ppm	ppm	ppm	ppm	ppm
	LOR	0.005	0.02	0.05	1	0.05	0.05	2	0.5
ZZ46041		0.059	0.12	0.67	46	0.38	5.41	57	0.8
ZZ46043		0.010	0.09	56.1	18	0.27	38.3	151	4.0
ZZ46044		0.057	0.10	0.58	55	0.31	2.17	47	0.5
ZZ46045									
ZZ46046		0.028	0.14	5.08	26	0.23	20.2	46	2.6
ZZ46047		0.038	0.12	3.88	27	0.18	11.30	63	1.7
ZZ46048		0.091	0.23	1.11	41	0.62	14.15	82	6.9
ZZ46049		0.067	0.20	0.89	51	0.28	7.63	75	1.0
ZZ46050		0.052	0.16	0.79	34	0.21	11.55	72	1.5
ZZ46051		0.057	0.32	4.66	53	2.47	24.1	121	2.0
ZZ46052		0.071	0.22	1.08	56	0.41	7.38	138	0.9
ZZ46053		0.058	0.20	1.15	53	0.44	5.85	81	0.5
ZZ46054		0.093	0.34	1.66	62	0.61	10.70	107	1.8
ZZ46055		0.091	0.19	1.53	39	0.78	12.90	72	3.3
ZZ46056		0.092	0.21	1.45	43	0.71	13.05	78	5.9
ZZ46057		0.077	0.16	0.76	49	0.59	4.27	92	0.7
ZZ46058		0.049	0.11	0.72	33	0.40	5.74	42	0.9
ZZ46059		0.037	0.18	1.06	28	0.68	13.75	60	1.7
ZZ46060		0.052	0.34	5.57	48	0.56	62.3	124	5.4
ZZ46061		0.087	0.45	1.84	66	0.73	10.65	158	3.2
ZZ46062		0.031	0.11	2.94	40	0.33	27.8	83	1.7
ZZ46063		0.035	0.16	1.16	39	0.89	5.00	59	<0.5
ZZ46064		0.033	0.29	4.76	106	0.85	18.55	312	<0.5
ZZ46065		0.047	0.27	1.33	66	3.64	7.27	119	<0.5
ZZ46066		0.115	0.38	1.71	66	1.34	7.33	121	1.4
ZZ46067		0.091	0.37	3.71	65	1.29	7.94	116	1.5
ZZ46068		0.076	0.23	3.60	52	0.61	9.49	142	1.3
ZZ46069		0.102	0.25	0.94	42	0.77	9.49	87	4.0
ZZ46070		0.141	0.37	1.30	51	1.36	13.50	115	8.2
ZZ46071		0.033	0.15	0.78	35	0.37	3.20	35	<0.5
ZZ46072		0.051	0.37	3.95	50	3.32	10.15	86	<0.5
ZZ46073		0.045	0.26	2.38	33	1.82	7.14	65	<0.5
ZZ46074		0.064	0.42	3.71	47	6.18	13.10	109	<0.5
ZZ46075		0.034	0.21	1.15	44	1.56	3.39	59	<0.5
ZZ46076		0.079	0.44	3.65	57	0.96	13.55	95	0.5
ZZ46077		0.079	0.47	3.17	50	0.90	8.20	79	0.7
ZZ46078		0.078	0.40	1.45	60	0.27	4.05	63	1.0
ZZ46079		0.119	0.59	2.85	66	1.23	11.05	102	<0.5
ZZ46080		0.095	0.49	4.60	59	1.21	8.48	90	<0.5
ZZ46081		0.056	0.55	14.10	43	11.70	12.75	139	<0.5

***** See Appendix Page for comments regarding this certificate *****

ALS Canada Ltd.
2103 Dollarton Hwy
North Vancouver BC V7H 0A7
Phone: 604 984 0221 Fax: 604 984 0218 www.alsglobal.com

To: **SILVER RANGE RESOURCES LTD.**
C/O ARCHER, CATHRO & ASSOCIATES (1981) LIMITED
1016-510 W HASTINGS ST
VANCOUVER BC V6B 1L8

Finalized Date: 3-AUG-2012
Account: RANSIL

Project: Keg-Group 7

CERTIFICATE OF ANALYSIS WH12172344

Sample Description	Method	WEI-21	Au-ICP21	ME-MS41	ME-MS41	ME-MS41	ME-MS41	ME-MS41	ME-MS41	ME-MS41	ME-MS41	ME-MS41	ME-MS41	ME-MS41	ME-MS41	ME-MS41
	Analyte	Recvd Wt.	Au	Ag	Al	As	Au	B	Ba	Be	Bi	Ca	Cd	Ce	Co	Cr
	Units	kg	ppm	ppm	%	ppm	ppm	ppm	ppm	ppm	ppm	%	ppm	ppm	ppm	ppm
	LOR	0.02	0.001	0.01	0.01	0.1	0.2	10	10	0.05	0.01	0.01	0.01	0.02	0.1	1
ZZ46082		0.26	0.002	0.21	2.49	15.7	<0.2	<10	130	2.23	2.03	0.09	0.34	51.2	12.1	29
ZZ46083		0.35	0.009	0.23	1.94	14.3	<0.2	<10	200	1.17	0.41	0.19	0.14	49.0	5.7	19
ZZ46084		0.28	0.009	0.34	1.90	21.6	<0.2	<10	190	1.16	0.44	0.17	0.44	40.0	5.1	14
ZZ46085		0.31	0.007	0.35	2.65	21.2	<0.2	<10	160	1.60	0.47	0.18	0.43	48.8	7.4	17
ZZ46086		0.31	0.001	0.10	1.90	12.4	<0.2	<10	120	0.68	0.35	0.12	0.19	32.1	5.7	20
ZZ46087		0.29	0.005	0.11	1.48	11.0	<0.2	<10	80	0.45	0.39	0.07	0.15	29.2	3.5	16
ZZ46088		0.27	0.001	0.21	2.34	16.5	<0.2	<10	150	1.19	1.33	0.14	0.22	46.7	7.1	19
ZZ46089		0.34	0.001	0.71	2.08	15.5	<0.2	<10	170	1.41	4.23	0.20	0.65	53.2	7.9	16
ZZ46090		0.38	0.003	0.32	2.29	21.6	<0.2	<10	280	1.31	1.11	0.30	0.35	60.5	9.1	18
ZZ46091		0.30	0.001	0.24	1.69	34.4	<0.2	<10	150	0.89	1.04	0.14	0.26	37.8	11.5	15
ZZ46092		0.24	<0.001	0.33	1.84	69.3	<0.2	<10	150	1.61	3.97	0.14	0.52	46.3	12.7	29
ZZ46093		0.27	0.001	0.16	2.13	45.1	<0.2	<10	180	0.86	2.81	0.25	0.37	31.1	12.9	28
ZZ46094		0.25	0.012	3.45	2.35	37.2	<0.2	150	200	1.76	22.4	1.38	1.83	44.4	9.8	23
ZZ46095		0.32	0.002	0.17	2.02	37.9	<0.2	<10	170	0.96	0.86	0.08	0.23	28.1	8.9	20
ZZ46096		0.33	0.001	0.27	1.85	17.0	<0.2	<10	150	1.03	1.18	0.14	0.31	42.2	11.5	19
ZZ46097		0.33	0.002	0.13	1.52	16.1	<0.2	<10	130	0.91	0.79	0.20	0.28	46.1	7.3	13
ZZ46098		0.32	0.001	0.19	2.30	27.7	<0.2	<10	210	1.08	0.54	0.13	0.17	60.1	8.6	19
ZZ46099		0.27	0.001	0.14	1.83	16.0	<0.2	<10	180	0.86	0.75	0.15	0.19	56.4	7.3	15
ZZ46100		0.27	0.001	0.19	2.00	20.8	<0.2	<10	220	0.93	0.66	0.17	0.19	45.6	6.8	16
ZZ46101		0.28	0.002	0.15	1.61	13.5	<0.2	<10	190	0.83	0.47	0.14	0.28	42.0	6.8	15
ZZ46102		0.31	0.001	0.13	1.81	12.6	<0.2	<10	350	0.75	1.34	0.20	0.34	44.8	6.6	17
ZZ46103		0.21	0.003	0.17	1.87	8.4	<0.2	<10	80	0.64	0.23	0.14	0.27	24.2	3.7	16
ZZ46104		0.23	0.003	0.11	0.55	5.8	<0.2	<10	150	0.23	0.29	0.12	0.88	22.1	3.3	8
ZZ46105		0.36	0.001	0.17	2.27	11.3	<0.2	<10	280	1.37	2.40	0.32	0.64	65.3	9.4	19
ZZ46106		0.37	<0.001	0.12	1.96	9.6	<0.2	<10	210	1.34	1.26	0.31	0.23	62.1	8.5	14
ZZ46107		0.43	0.001	0.19	2.20	12.8	<0.2	<10	220	1.27	0.83	0.46	0.25	65.5	8.1	17
ZZ46108		0.39	0.001	0.16	1.23	13.3	<0.2	<10	210	0.64	0.46	0.37	0.33	63.8	5.9	13
ZZ46109		0.43	0.001	0.28	2.11	13.2	<0.2	<10	260	0.93	0.68	0.28	0.23	49.2	6.0	18
ZZ46110		0.35	0.002	0.16	1.77	16.5	<0.2	<10	260	0.69	0.36	0.25	0.21	47.9	6.5	17
ZZ46111		0.32	0.001	0.14	1.31	13.0	<0.2	<10	190	0.65	0.24	0.26	0.19	48.5	5.4	12
ZZ46112		0.19	0.001	0.43	1.81	20.7	<0.2	<10	180	0.67	0.64	0.19	0.34	42.4	7.1	15
ZZ46113		0.21	0.003	0.67	1.33	13.5	<0.2	<10	130	0.56	1.56	0.09	0.32	25.2	4.2	13
ZZ46114		0.25	0.001	0.28	2.00	18.7	<0.2	<10	180	0.88	0.50	0.18	0.28	48.5	7.5	15
ZZ46115		0.29	0.002	0.12	1.78	16.4	<0.2	<10	200	0.67	0.28	0.19	0.38	41.9	5.8	14
ZZ46116		0.21	0.006	0.13	2.59	25.2	<0.2	<10	210	1.24	0.67	0.16	0.28	49.3	7.6	20
ZZ46117		0.33	0.002	0.14	1.45	13.3	<0.2	<10	200	0.55	0.20	0.26	0.31	47.3	7.7	12
ZZ46118		0.35	0.001	0.20	1.55	15.6	<0.2	<10	310	0.65	0.24	0.40	0.39	60.5	6.8	17
ZZ46119		0.39	0.001	0.16	1.19	9.7	<0.2	<10	170	0.49	0.22	0.29	0.27	46.1	4.4	12
ZZ46120		0.27	<0.001	0.49	2.56	20.2	<0.2	<10	220	1.23	1.14	0.13	0.36	49.5	6.0	18
ZZ46121		0.25	<0.001	0.17	1.91	19.3	<0.2	<10	170	0.79	0.29	0.13	0.38	41.4	6.8	17

***** See Appendix Page for comments regarding this certificate *****

ALS Canada Ltd.
2103 Dollarton Hwy
North Vancouver BC V7H 0A7
Phone: 604 984 0221 Fax: 604 984 0218 www.alsglobal.com

To: **SILVER RANGE RESOURCES LTD.**
C/O ARCHER, CATHRO & ASSOCIATES (1981) LIMITED
1016-510 W HASTINGS ST
VANCOUVER BC V6B 1L8

Finalized Date: 3-AUG-2012
Account: RANSIL

Project: Keg-Group 7

CERTIFICATE OF ANALYSIS WH12172344

Sample Description	Method	ME-MS41	ME-MS41	ME-MS41	ME-MS41	ME-MS41	ME-MS41	ME-MS41	ME-MS41	ME-MS41	ME-MS41	ME-MS41	ME-MS41	ME-MS41	ME-MS41	ME-MS41
	Analyte	Cs	Cu	Fe	Ga	Ge	Hf	Hg	In	K	La	Li	Mg	Mn	Mo	Na
	Units	ppm	ppm	%	ppm	ppm	ppm	ppm	ppm	%	ppm	ppm	%	ppm	ppm	%
	LOR	0.05	0.2	0.01	0.05	0.05	0.02	0.01	0.005	0.01	0.2	0.1	0.01	5	0.05	0.01
ZZ46082		7.42	29.6	3.94	10.55	0.07	<0.02	0.05	0.057	0.23	24.9	43.4	0.64	562	1.23	0.01
ZZ46083		3.81	15.1	2.49	7.16	0.07	0.05	0.06	0.027	0.10	28.7	24.5	0.45	272	1.11	0.01
ZZ46084		2.52	13.2	2.33	6.33	0.05	<0.02	0.10	0.025	0.08	21.0	13.1	0.21	388	1.85	0.02
ZZ46085		2.28	15.9	2.60	6.46	0.08	0.04	0.17	0.029	0.09	24.3	17.5	0.30	477	1.53	0.02
ZZ46086		1.79	9.3	2.26	5.78	0.05	0.04	0.09	0.025	0.05	16.5	17.5	0.31	266	1.24	0.01
ZZ46087		2.00	8.8	2.20	7.09	<0.05	<0.02	0.08	0.018	0.04	15.5	14.8	0.19	146	1.92	0.01
ZZ46088		4.45	18.6	2.75	7.86	0.06	0.03	0.07	0.038	0.13	22.4	23.2	0.43	392	1.22	0.01
ZZ46089		5.27	47.5	2.67	7.48	0.07	0.02	0.07	0.049	0.12	28.2	28.7	0.47	530	0.79	0.01
ZZ46090		7.32	20.1	2.98	8.91	0.09	<0.02	0.07	0.040	0.18	31.4	29.9	0.53	627	1.16	0.01
ZZ46091		6.40	25.7	2.62	6.52	0.05	<0.02	0.06	0.028	0.11	19.1	19.6	0.33	602	1.23	0.01
ZZ46092		10.50	51.7	3.55	7.68	0.10	0.02	0.08	0.053	0.23	23.7	32.9	0.47	626	1.04	0.01
ZZ46093		7.09	24.1	3.44	8.66	0.07	0.02	0.12	0.047	0.23	15.9	33.0	0.45	701	1.25	0.01
ZZ46094		7.39	52.5	2.85	7.40	0.14	0.06	0.21	0.199	0.12	22.8	25.6	0.51	1160	0.95	0.02
ZZ46095		6.68	20.6	2.98	7.78	0.06	0.02	0.05	0.036	0.13	14.7	22.3	0.38	671	1.48	0.01
ZZ46096		8.49	29.6	3.15	6.53	0.09	0.05	0.06	0.036	0.15	22.1	35.2	0.43	412	1.14	0.01
ZZ46097		4.88	21.0	2.27	6.11	0.08	0.04	0.05	0.030	0.10	23.4	28.6	0.38	448	0.76	0.01
ZZ46098		7.20	15.5	2.94	7.70	0.10	0.06	0.05	0.037	0.15	31.5	26.7	0.46	467	1.15	0.01
ZZ46099		4.13	12.2	2.30	6.44	0.07	0.02	0.05	0.027	0.09	27.7	21.3	0.41	454	0.80	0.01
ZZ46100		4.87	15.5	2.51	6.99	0.05	0.02	0.05	0.033	0.10	23.9	24.7	0.41	388	1.16	0.01
ZZ46101		3.45	12.5	2.31	6.95	0.05	<0.02	0.06	0.029	0.11	20.6	20.4	0.37	617	1.11	<0.01
ZZ46102		5.00	16.4	2.49	8.17	0.06	<0.02	0.05	0.041	0.10	20.8	14.7	0.35	983	1.57	<0.01
ZZ46103		1.70	8.7	2.11	6.62	<0.05	0.03	0.08	0.019	0.05	12.4	13.9	0.22	165	1.17	0.01
ZZ46104		3.94	6.5	1.16	4.43	<0.05	<0.02	0.07	0.011	0.08	10.9	3.6	0.10	712	1.49	0.01
ZZ46105		6.04	51.4	2.88	9.12	0.09	0.02	0.03	0.053	0.18	31.7	34.8	0.64	602	0.77	0.01
ZZ46106		4.38	13.5	2.71	7.33	0.08	0.02	0.05	0.027	0.20	29.4	31.0	0.54	551	0.60	0.01
ZZ46107		5.23	17.5	2.54	8.76	0.07	0.03	0.04	0.033	0.19	31.3	35.5	0.64	479	0.63	0.01
ZZ46108		4.42	12.1	1.93	5.27	0.09	0.08	0.04	0.027	0.15	31.7	18.9	0.39	351	0.67	0.01
ZZ46109		4.61	18.7	2.49	7.90	0.06	<0.02	0.08	0.035	0.15	25.4	24.9	0.45	266	1.03	0.01
ZZ46110		4.60	12.2	2.36	6.65	0.06	0.02	0.04	0.027	0.13	23.6	22.4	0.43	351	1.11	0.01
ZZ46111		3.48	8.6	1.92	5.06	0.06	0.03	0.05	0.022	0.09	26.2	18.0	0.35	284	0.73	0.01
ZZ46112		5.64	13.6	2.48	6.95	0.05	0.02	0.05	0.029	0.13	21.2	23.2	0.40	446	1.23	0.01
ZZ46113		3.73	12.6	2.13	7.05	<0.05	<0.02	0.06	0.026	0.09	12.8	11.2	0.22	205	1.82	0.01
ZZ46114		5.33	15.2	2.33	7.17	0.05	0.02	0.06	0.027	0.09	22.4	19.7	0.35	443	1.20	0.01
ZZ46115		4.05	12.3	2.37	6.72	0.05	0.02	0.04	0.024	0.09	20.9	19.8	0.36	280	1.22	0.01
ZZ46116		6.36	15.4	3.12	9.13	0.05	0.02	0.06	0.036	0.14	24.8	27.5	0.46	408	1.25	<0.01
ZZ46117		2.46	11.2	1.88	4.90	0.07	0.05	0.04	0.022	0.10	21.8	16.9	0.33	482	1.02	0.01
ZZ46118		3.92	14.9	2.28	5.72	0.08	0.07	0.07	0.026	0.17	31.3	18.7	0.41	439	1.17	0.02
ZZ46119		2.74	8.4	1.62	4.53	0.07	0.04	0.04	0.020	0.11	24.8	14.5	0.32	217	0.68	0.01
ZZ46120		7.16	19.9	2.62	8.40	0.06	<0.02	0.06	0.038	0.13	25.0	28.5	0.43	289	1.17	0.01
ZZ46121		3.99	13.5	2.37	6.82	0.06	<0.02	0.04	0.027	0.10	20.6	19.2	0.38	422	1.15	0.01

***** See Appendix Page for comments regarding this certificate *****

ALS Canada Ltd.
2103 Dollarton Hwy
North Vancouver BC V7H 0A7
Phone: 604 984 0221 Fax: 604 984 0218 www.alsglobal.com

To: **SILVER RANGE RESOURCES LTD.**
C/O ARCHER, CATHRO & ASSOCIATES (1981) LIMITED
1016-510 W HASTINGS ST
VANCOUVER BC V6B 1L8

Finalized Date: 3-AUG-2012
Account: RANSIL

Project: Keg-Group 7

CERTIFICATE OF ANALYSIS WH12172344

Sample Description	Method	ME-MS41	ME-MS41	ME-MS41	ME-MS41	ME-MS41	ME-MS41	ME-MS41	ME-MS41	ME-MS41	ME-MS41	ME-MS41	ME-MS41	ME-MS41	ME-MS41	ME-MS41
	Analyte	Nb	Ni	P	Pb	Rb	Re	S	Sb	Sc	Se	Sn	Sr	Ta	Te	Th
	Units	ppm	ppm	ppm	ppm	ppm	ppm	%	ppm	ppm	ppm	ppm	ppm	ppm	ppm	ppm
	LOR	0.05	0.2	10	0.2	0.1	0.001	0.01	0.05	0.1	0.2	0.2	0.2	0.01	0.01	0.2
ZZ46082		2.18	21.4	600	26.2	45.6	<0.001	0.05	1.02	4.8	0.5	2.3	10.0	<0.01	0.05	3.1
ZZ46083		1.34	13.4	590	14.8	19.8	<0.001	0.03	1.03	4.1	0.8	1.0	16.5	<0.01	0.02	4.5
ZZ46084		0.94	10.6	1030	19.5	15.4	<0.001	0.08	1.04	1.2	0.8	0.9	15.9	0.01	0.04	0.4
ZZ46085		1.88	13.2	1610	24.5	16.5	<0.001	0.11	1.15	2.7	0.9	0.8	14.1	0.01	0.04	3.3
ZZ46086		1.58	12.5	650	16.5	10.3	<0.001	0.05	0.74	2.6	0.6	0.7	10.9	0.01	0.02	3.2
ZZ46087		1.32	9.8	460	16.5	11.2	<0.001	0.04	0.87	1.4	<0.2	0.8	7.7	0.01	0.04	1.2
ZZ46088		1.73	12.8	930	29.4	20.8	<0.001	0.04	1.10	3.5	0.7	1.4	11.3	<0.01	0.04	3.8
ZZ46089		1.35	12.3	850	141.0	20.3	<0.001	0.02	0.99	3.9	0.4	1.4	14.6	<0.01	0.05	5.2
ZZ46090		1.89	14.3	850	24.6	33.2	<0.001	0.03	1.26	5.4	0.7	1.6	24.7	<0.01	0.03	6.4
ZZ46091		1.12	18.9	880	17.6	19.1	0.001	0.05	1.05	2.6	0.7	1.0	13.1	<0.01	0.01	2.0
ZZ46092		1.57	26.3	820	54.7	40.5	<0.001	0.06	0.91	3.1	0.7	1.7	10.6	<0.01	0.03	1.9
ZZ46093		2.20	22.0	780	21.1	44.4	<0.001	0.08	0.93	3.4	0.6	1.8	15.5	<0.01	0.03	1.7
ZZ46094		1.85	20.5	1100	158.0	25.4	0.001	0.10	1.36	3.8	1.0	2.8	46.4	0.01	0.05	3.0
ZZ46095		1.67	16.7	790	17.0	24.8	<0.001	0.07	1.25	3.2	0.6	1.3	9.6	<0.01	0.03	1.9
ZZ46096		2.16	19.3	640	17.3	24.7	<0.001	0.05	0.92	4.0	0.7	1.1	13.0	0.01	0.02	5.7
ZZ46097		1.94	11.1	740	33.2	17.2	<0.001	0.03	0.91	3.5	0.7	1.0	12.2	0.01	0.01	5.8
ZZ46098		2.12	14.9	560	20.3	27.3	<0.001	0.03	1.29	5.0	0.8	1.3	11.2	0.01	0.02	6.5
ZZ46099		1.72	11.6	500	24.0	16.1	0.001	0.02	1.06	3.4	0.4	1.2	11.9	<0.01	0.02	5.1
ZZ46100		1.51	14.0	640	19.9	18.6	0.001	0.03	1.26	3.5	0.6	1.2	15.3	<0.01	0.01	4.4
ZZ46101		1.52	12.2	540	16.7	18.6	0.001	0.03	1.03	3.1	0.4	1.2	13.4	<0.01	0.02	3.2
ZZ46102		1.11	10.6	1010	16.6	24.1	<0.001	0.08	1.20	2.6	0.5	1.9	22.2	<0.01	0.03	2.2
ZZ46103		2.17	9.2	560	15.7	9.0	0.001	0.05	0.66	2.1	0.5	0.9	16.4	0.01	0.03	2.8
ZZ46104		0.86	5.7	520	6.4	24.1	0.001	0.05	0.66	0.8	0.2	1.3	15.2	<0.01	0.03	0.4
ZZ46105		1.72	14.9	650	103.0	29.6	0.001	0.01	0.92	6.0	0.9	3.3	25.7	<0.01	0.03	8.6
ZZ46106		2.24	10.8	940	28.5	29.7	0.001	0.01	0.75	4.1	0.6	1.3	16.1	<0.01	0.03	10.1
ZZ46107		2.21	10.0	770	54.1	34.6	0.001	0.02	0.83	5.5	0.8	1.9	44.1	<0.01	0.02	10.4
ZZ46108		1.38	8.9	900	15.5	19.3	<0.001	0.01	0.97	4.6	0.4	1.3	24.6	<0.01	0.02	11.0
ZZ46109		1.20	13.9	720	18.6	22.7	<0.001	0.03	1.06	3.8	0.8	1.4	24.3	<0.01	0.02	2.3
ZZ46110		1.62	13.0	600	14.0	18.4	<0.001	0.02	1.10	4.2	0.8	1.2	21.5	<0.01	0.03	6.6
ZZ46111		1.50	9.4	680	12.4	13.0	<0.001	0.01	0.90	3.5	0.6	1.0	19.6	<0.01	<0.01	7.8
ZZ46112		1.66	12.4	580	22.6	20.0	<0.001	0.02	1.31	3.5	0.4	1.2	18.7	<0.01	0.02	5.4
ZZ46113		1.03	9.7	580	17.4	21.7	<0.001	0.05	1.11	1.3	0.2	1.3	10.6	<0.01	0.04	0.5
ZZ46114		1.50	12.2	820	19.8	16.8	<0.001	0.03	1.27	2.9	0.5	1.2	15.1	<0.01	0.03	2.6
ZZ46115		1.69	12.0	600	14.7	14.8	<0.001	0.02	1.17	3.0	0.7	1.0	17.5	<0.01	0.03	4.3
ZZ46116		1.98	14.4	600	22.2	21.6	<0.001	0.02	1.52	4.4	0.9	1.4	14.9	<0.01	0.02	5.5
ZZ46117		1.50	13.1	730	15.0	11.3	0.001	0.01	0.97	3.2	0.6	0.8	19.2	<0.01	0.03	8.7
ZZ46118		1.34	13.5	910	14.9	18.2	<0.001	0.01	1.19	5.1	0.8	1.1	29.3	<0.01	0.02	10.5
ZZ46119		1.64	8.4	800	12.0	14.3	<0.001	0.01	0.78	3.2	0.6	0.9	17.9	<0.01	0.02	7.5
ZZ46120		1.66	12.7	620	22.0	25.5	<0.001	0.05	1.14	3.2	0.5	1.6	14.0	<0.01	0.05	1.9
ZZ46121		1.04	12.5	570	16.1	17.5	0.001	0.03	1.13	1.9	0.5	1.1	12.5	<0.01	0.03	1.0

***** See Appendix Page for comments regarding this certificate *****

ALS Canada Ltd.
2103 Dollarton Hwy
North Vancouver BC V7H 0A7
Phone: 604 984 0221 Fax: 604 984 0218 www.alsglobal.com

To: **SILVER RANGE RESOURCES LTD.**
C/O ARCHER, CATHRO & ASSOCIATES (1981) LIMITED
1016-510 W HASTINGS ST
VANCOUVER BC V6B 1L8

Finalized Date: 3-AUG-2012
Account: RANSIL

Project: Keg-Group 7

CERTIFICATE OF ANALYSIS WH12172344

Sample Description	Method	ME-MS41	ME-MS41	ME-MS41	ME-MS41	ME-MS41	ME-MS41	ME-MS41	ME-MS41
	Analyte	Ti	Tl	U	V	W	Y	Zn	Zr
	Units	%	ppm	ppm	ppm	ppm	ppm	ppm	ppm
	LOR	0.005	0.02	0.05	1	0.05	0.05	2	0.5
ZZ46082		0.092	0.47	3.82	62	1.94	7.17	93	<0.5
ZZ46083		0.040	0.25	2.92	45	0.46	10.60	79	1.2
ZZ46084		0.031	0.18	1.99	43	0.38	7.88	57	<0.5
ZZ46085		0.051	0.20	2.56	37	0.50	9.66	67	1.0
ZZ46086		0.044	0.17	1.22	42	0.45	4.87	43	1.0
ZZ46087		0.044	0.17	0.83	51	0.59	3.53	40	<0.5
ZZ46088		0.052	0.29	2.64	50	4.00	8.46	71	0.6
ZZ46089		0.057	0.27	3.43	46	1.50	12.05	114	<0.5
ZZ46090		0.081	0.36	4.37	51	0.88	14.60	89	0.6
ZZ46091		0.056	0.26	3.47	47	1.21	8.43	69	<0.5
ZZ46092		0.061	0.33	4.27	43	25.2	10.35	110	<0.5
ZZ46093		0.080	0.31	1.18	52	17.20	4.56	82	<0.5
ZZ46094		0.057	0.25	3.15	38	77.0	12.85	174	1.0
ZZ46095		0.047	0.32	2.64	50	2.09	5.23	79	<0.5
ZZ46096		0.068	0.30	2.03	42	2.07	7.54	70	1.1
ZZ46097		0.056	0.23	1.49	35	1.59	10.15	64	0.6
ZZ46098		0.058	0.39	1.51	48	0.85	11.50	73	1.2
ZZ46099		0.067	0.21	1.19	39	0.59	9.66	62	0.5
ZZ46100		0.052	0.28	1.65	43	0.46	9.36	68	0.6
ZZ46101		0.056	0.22	1.54	42	0.35	7.99	62	<0.5
ZZ46102		0.046	0.26	2.24	48	0.61	7.63	71	<0.5
ZZ46103		0.061	0.12	0.91	37	0.25	3.78	36	1.0
ZZ46104		0.049	0.11	0.62	32	0.31	2.33	47	<0.5
ZZ46105		0.075	0.26	1.91	48	1.06	14.85	119	0.9
ZZ46106		0.072	0.29	1.20	38	0.33	11.80	61	0.7
ZZ46107		0.079	0.35	1.35	44	0.97	13.35	72	0.9
ZZ46108		0.095	0.22	2.09	34	0.36	17.30	56	4.3
ZZ46109		0.059	0.27	3.25	47	0.52	14.95	76	<0.5
ZZ46110		0.075	0.25	1.62	42	0.45	10.60	69	0.6
ZZ46111		0.066	0.17	1.30	33	0.31	10.35	53	1.0
ZZ46112		0.058	0.25	1.24	42	0.40	8.07	72	0.6
ZZ46113		0.047	0.20	1.14	43	1.06	3.95	57	<0.5
ZZ46114		0.050	0.27	2.23	43	0.49	9.89	61	<0.5
ZZ46115		0.057	0.22	1.22	42	1.16	9.19	65	0.6
ZZ46116		0.058	0.32	2.45	53	0.62	10.50	82	0.5
ZZ46117		0.064	0.16	1.16	34	0.31	10.30	57	1.8
ZZ46118		0.097	0.22	1.96	43	0.43	17.50	71	3.0
ZZ46119		0.076	0.15	1.23	31	0.46	11.35	49	1.9
ZZ46120		0.057	0.34	5.49	46	1.26	9.99	80	<0.5
ZZ46121		0.052	0.21	1.98	42	0.40	8.31	72	<0.5

***** See Appendix Page for comments regarding this certificate *****

ALS Canada Ltd.
2103 Dollarton Hwy
North Vancouver BC V7H 0A7
Phone: 604 984 0221 Fax: 604 984 0218 www.alsglobal.com

To: **SILVER RANGE RESOURCES LTD.**
C/O ARCHER, CATHRO & ASSOCIATES (1981) LIMITED
1016-510 W HASTINGS ST
VANCOUVER BC V6B 1L8

Finalized Date: 3-AUG-2012
Account: RANSIL

Project: Keg-Group 7

CERTIFICATE OF ANALYSIS WH12172344

Sample Description	Method	WEI-21	Au-ICP21	ME-MS41	ME-MS41	ME-MS41	ME-MS41	ME-MS41	ME-MS41	ME-MS41	ME-MS41	ME-MS41	ME-MS41	ME-MS41	ME-MS41	ME-MS41
	Analyte	Recvd Wt.	Au	Ag	Al	As	Au	B	Ba	Be	Bi	Ca	Cd	Ce	Co	Cr
	Units	kg	ppm	ppm	%	ppm	ppm	ppm	ppm	ppm	ppm	%	ppm	ppm	ppm	ppm
	LOR	0.02	0.001	0.01	0.01	0.1	0.2	10	10	0.05	0.01	0.01	0.01	0.02	0.1	1
ZZ46122		0.23	<0.001	0.16	1.07	8.5	<0.2	<10	120	0.40	0.27	0.12	0.69	19.10	3.7	9
ZZ46123		0.31	0.001	0.34	1.64	14.6	<0.2	<10	160	1.23	1.68	0.19	0.85	39.5	7.0	17
ZZ46124		0.24	0.001	0.29	1.89	17.6	<0.2	<10	140	0.86	0.61	0.16	0.96	49.5	7.4	16
ZZ46125		0.33	0.001	0.34	1.92	19.3	<0.2	<10	150	1.20	0.44	0.62	1.38	46.1	7.3	17
ZZ46126		0.26	0.001	0.42	2.54	18.1	<0.2	<10	210	1.19	1.35	0.96	3.09	41.3	8.5	28
ZZ46127		0.31	0.002	0.16	1.41	13.9	<0.2	<10	170	0.47	0.40	0.30	0.70	29.3	5.3	16
ZZ46128		0.25	<0.001	0.14	1.62	13.7	<0.2	<10	180	0.63	4.50	0.51	0.50	32.6	6.7	15
ZZ46129		0.34	<0.001	1.40	2.14	20.6	<0.2	<10	150	1.98	0.50	0.53	0.83	34.4	6.9	19
ZZ46130		0.18	0.001	0.24	2.50	22.5	<0.2	<10	180	1.63	0.55	0.21	0.40	48.2	8.1	25
ZZ46131		0.24	<0.001	0.19	1.25	25.2	<0.2	<10	90	0.39	0.35	0.18	0.34	24.4	4.9	20
ZZ46132		0.18	0.001	0.10	1.13	14.4	<0.2	<10	70	0.34	0.35	0.07	0.17	35.6	5.3	28
ZZ46133		0.26	<0.001	0.16	0.92	5.3	<0.2	<10	130	0.20	0.31	0.17	0.25	17.55	3.2	10
ZZ46134		0.25	0.003	0.77	1.77	10.5	<0.2	<10	100	1.39	0.51	0.23	0.33	27.3	9.6	12
ZZ46135		0.29	<0.001	0.18	1.47	10.5	<0.2	<10	120	0.77	0.69	0.29	0.52	22.9	5.8	16
ZZ46136		0.40	0.001	0.16	1.28	12.5	<0.2	<10	100	0.51	0.57	0.09	0.35	38.0	4.7	15
ZZ46137		0.32	0.004	0.14	3.76	11.6	<0.2	<10	100	1.05	0.33	0.13	0.48	29.1	6.8	36
ZZ46138		0.23	0.001	0.12	1.48	9.4	<0.2	<10	90	0.45	0.34	0.07	0.21	29.8	4.0	20
ZZ46139		0.33	0.001	0.08	5.76	21.1	<0.2	<10	510	2.25	0.22	0.46	0.58	35.7	18.1	70
ZZ46140		0.19	0.006	0.40	3.31	27.8	<0.2	<10	210	1.91	0.55	0.28	0.92	30.9	14.2	33
ZZ46141		0.24	0.011	1.56	2.36	64.3	<0.2	<10	90	1.06	0.66	0.20	0.23	39.8	9.2	28
ZZ46142		0.22	0.003	1.56	1.40	33.7	<0.2	<10	110	1.17	1.26	0.24	0.89	38.1	5.8	17
ZZ46143		0.29	0.004	0.20	2.85	140.5	<0.2	<10	200	1.36	21.7	0.23	0.39	33.0	13.2	38
ZZ46144		0.24	0.002	0.52	2.16	20.4	<0.2	10	210	1.03	0.85	1.72	0.73	38.2	8.6	28
ZZ46145		0.29	0.004	0.25	2.16	50.7	<0.2	<10	210	1.03	1.10	0.25	0.33	40.8	9.7	27
ZZ46146		0.28	0.005	10.85	1.97	161.5	<0.2	<10	110	3.57	61.9	1.43	1.18	25.2	19.0	23
ZZ46147		0.21	0.003	2.13	1.26	341	<0.2	<10	760	1.41	1.42	0.21	2.13	58.3	27.7	18
ZZ46148		0.30	0.002	0.34	2.02	27.9	<0.2	<10	150	0.65	0.57	0.10	0.41	35.0	8.4	20

***** See Appendix Page for comments regarding this certificate *****

ALS Canada Ltd.
2103 Dollarton Hwy
North Vancouver BC V7H 0A7
Phone: 604 984 0221 Fax: 604 984 0218 www.alsglobal.com

To: **SILVER RANGE RESOURCES LTD.**
C/O ARCHER, CATHRO & ASSOCIATES (1981) LIMITED
1016-510 W HASTINGS ST
VANCOUVER BC V6B 1L8

Finalized Date: 3-AUG-2012
Account: RANSIL

Project: Keg-Group 7

CERTIFICATE OF ANALYSIS WH12172344

Sample Description	Method	ME-MS41	ME-MS41	ME-MS41	ME-MS41	ME-MS41	ME-MS41	ME-MS41	ME-MS41	ME-MS41	ME-MS41	ME-MS41	ME-MS41	ME-MS41	ME-MS41	ME-MS41
	Analyte	Cs	Cu	Fe	Ga	Ge	Hf	Hg	In	K	La	Li	Mg	Mn	Mo	Na
	Units	ppm	ppm	%	ppm	ppm	ppm	ppm	ppm	%	ppm	ppm	%	ppm	ppm	%
	LOR	0.05	0.2	0.01	0.05	0.05	0.02	0.01	0.005	0.01	0.2	0.1	0.01	5	0.05	0.01
ZZ46122		3.17	10.2	1.54	4.72	<0.05	<0.02	0.03	0.017	0.05	9.1	11.0	0.19	238	0.69	0.02
ZZ46123		4.46	25.3	2.37	7.09	0.08	0.02	0.04	0.036	0.07	20.9	28.4	0.42	435	0.97	0.01
ZZ46124		4.69	21.2	2.42	7.38	0.05	<0.02	0.03	0.034	0.10	23.2	19.9	0.36	388	1.19	0.01
ZZ46125		8.82	25.7	2.48	7.36	0.05	<0.02	0.03	0.033	0.08	24.7	20.8	0.41	462	0.93	0.01
ZZ46126		5.42	54.6	2.37	9.24	0.05	<0.02	0.03	0.066	0.07	21.3	27.7	0.55	440	0.85	0.02
ZZ46127		2.89	17.1	2.07	5.96	<0.05	<0.02	0.01	0.023	0.06	14.9	12.9	0.28	355	1.24	0.01
ZZ46128		3.18	17.3	2.35	7.39	<0.05	<0.02	0.03	0.029	0.06	17.4	17.1	0.34	658	0.95	0.01
ZZ46129		2.75	47.0	2.51	7.09	0.05	<0.02	0.07	0.037	0.06	28.5	17.0	0.32	536	1.12	0.01
ZZ46130		4.05	24.1	2.84	9.43	0.06	<0.02	0.02	0.045	0.13	27.9	24.1	0.51	637	0.96	<0.01
ZZ46131		3.01	12.5	2.20	6.49	<0.05	<0.02	0.02	0.019	0.06	12.5	14.6	0.31	256	2.02	<0.01
ZZ46132		4.08	13.1	2.78	15.30	0.08	0.04	0.02	0.022	0.10	18.5	16.3	0.35	145	2.23	<0.01
ZZ46133		1.35	9.7	1.62	5.16	<0.05	<0.02	0.01	0.011	0.04	8.9	6.0	0.15	177	1.09	0.01
ZZ46134		2.82	13.8	1.65	5.66	<0.05	<0.02	0.05	0.023	0.06	15.9	7.5	0.16	1710	1.73	0.01
ZZ46135		2.44	21.2	2.11	6.41	<0.05	<0.02	0.03	0.027	0.06	12.5	11.9	0.26	487	1.30	0.01
ZZ46136		2.03	10.4	2.05	6.84	<0.05	<0.02	0.04	0.021	0.06	18.3	8.1	0.16	219	1.94	<0.01
ZZ46137		3.60	12.9	3.12	12.65	<0.05	0.06	0.07	0.030	0.08	13.6	30.6	0.41	152	1.35	0.01
ZZ46138		3.46	9.7	2.15	9.45	0.05	<0.02	0.03	0.021	0.10	15.1	19.7	0.35	118	1.44	<0.01
ZZ46139		21.6	33.3	4.28	18.60	0.15	0.05	0.03	0.043	1.18	16.3	100.5	2.82	626	0.44	0.02
ZZ46140		6.19	34.2	3.02	9.67	0.07	<0.02	0.03	0.033	0.13	15.9	40.6	0.68	1300	1.53	0.01
ZZ46141		8.10	38.3	3.15	6.92	0.06	<0.02	0.05	0.040	0.19	20.9	27.6	0.36	661	4.70	0.01
ZZ46142		8.28	47.1	1.89	4.93	0.06	<0.02	0.03	0.029	0.05	22.2	15.6	0.24	217	3.91	0.01
ZZ46143		24.0	115.0	3.76	10.55	0.06	<0.02	0.02	0.039	0.22	17.2	45.3	1.28	416	1.65	0.01
ZZ46144		5.90	34.4	2.22	5.90	0.06	0.04	0.08	0.033	0.08	16.8	31.9	1.03	525	1.09	0.02
ZZ46145		4.72	24.9	2.89	7.23	<0.05	<0.02	0.03	0.048	0.11	18.8	28.2	0.54	420	2.89	0.01
ZZ46146		7.46	616	5.30	6.66	0.14	0.08	0.05	0.174	0.05	13.7	25.5	1.50	1260	1.26	0.03
ZZ46147		17.75	81.4	3.47	4.42	0.05	<0.02	0.06	0.043	0.09	26.9	16.1	0.26	3700	10.40	0.01
ZZ46148		4.13	17.9	2.52	6.85	<0.05	<0.02	0.05	0.033	0.12	17.5	20.5	0.32	397	1.78	0.01

***** See Appendix Page for comments regarding this certificate *****

ALS Canada Ltd.
2103 Dollarton Hwy
North Vancouver BC V7H 0A7
Phone: 604 984 0221 Fax: 604 984 0218 www.alsglobal.com

To: **SILVER RANGE RESOURCES LTD.**
C/O ARCHER, CATHRO & ASSOCIATES (1981) LIMITED
1016-510 W HASTINGS ST
VANCOUVER BC V6B 1L8

Finalized Date: 3-AUG-2012
Account: RANSIL

Project: Keg-Group 7

CERTIFICATE OF ANALYSIS WH12172344

Sample Description	Method	ME-MS41	ME-MS41	ME-MS41	ME-MS41	ME-MS41	ME-MS41	ME-MS41	ME-MS41	ME-MS41	ME-MS41	ME-MS41	ME-MS41	ME-MS41	ME-MS41	ME-MS41
	Analyte	Nb	Ni	P	Pb	Rb	Re	S	Sb	Sc	Se	Sn	Sr	Ta	Te	Th
	Units	ppm	ppm	ppm	ppm	ppm	ppm	%	ppm	ppm	ppm	ppm	ppm	ppm	ppm	ppm
	LOR	0.05	0.2	10	0.2	0.1	0.001	0.01	0.05	0.1	0.2	0.2	0.2	0.01	0.01	0.2
ZZ46122		0.64	6.2	450	9.6	9.2	<0.001	0.04	0.63	0.8	0.2	0.8	12.5	<0.01	0.03	0.3
ZZ46123		1.40	12.4	390	25.6	15.3	<0.001	0.03	0.91	2.8	0.7	1.2	15.7	<0.01	0.02	1.4
ZZ46124		1.63	13.7	620	17.9	18.7	<0.001	0.02	1.21	2.9	0.5	1.3	11.6	<0.01	<0.01	1.9
ZZ46125		1.05	13.3	690	19.4	19.4	0.001	0.04	1.19	1.9	0.8	1.2	18.2	<0.01	0.01	0.8
ZZ46126		1.36	20.8	740	35.7	14.0	<0.001	0.05	0.84	2.7	0.6	1.0	35.5	0.01	0.01	1.4
ZZ46127		0.71	11.1	610	15.0	13.3	<0.001	0.03	0.87	1.2	<0.2	1.0	13.9	<0.01	0.01	0.3
ZZ46128		0.93	10.3	930	40.7	13.8	<0.001	0.06	0.76	1.6	0.4	1.0	19.8	<0.01	0.01	0.5
ZZ46129		0.43	13.8	1420	43.3	15.0	0.001	0.10	1.19	0.7	1.1	0.6	20.8	<0.01	0.01	0.3
ZZ46130		0.99	20.1	570	16.5	21.4	<0.001	0.04	1.13	2.3	0.7	1.3	15.1	<0.01	0.02	0.9
ZZ46131		1.41	13.8	270	21.2	18.0	0.001	0.01	0.85	2.0	<0.2	0.7	12.0	<0.01	0.02	1.8
ZZ46132		3.75	16.9	200	13.1	14.1	0.001	<0.01	0.91	2.9	0.2	1.6	6.8	<0.01	0.03	4.9
ZZ46133		0.88	6.8	330	10.6	7.9	<0.001	0.01	0.45	1.1	<0.2	0.6	12.0	<0.01	<0.01	0.7
ZZ46134		0.53	7.4	1160	57.7	16.1	<0.001	0.10	0.57	0.7	0.6	0.5	15.0	0.01	0.01	0.3
ZZ46135		0.46	11.7	1060	27.0	13.7	<0.001	0.08	0.73	0.4	0.2	0.6	20.4	<0.01	0.02	0.2
ZZ46136		2.06	10.8	420	16.6	16.4	<0.001	0.01	0.98	2.0	0.3	1.0	8.6	0.01	0.02	3.1
ZZ46137		4.12	15.8	520	15.2	15.8	<0.001	0.03	0.67	4.2	0.4	1.0	12.9	0.04	0.03	4.9
ZZ46138		2.19	11.3	290	13.3	13.5	<0.001	0.01	0.90	2.4	0.6	1.1	7.8	<0.01	0.01	2.6
ZZ46139		2.39	38.4	450	16.9	91.7	<0.001	0.01	0.68	11.5	0.2	1.6	57.8	<0.01	0.03	7.1
ZZ46140		0.73	26.4	1180	29.9	22.5	<0.001	0.09	2.01	1.2	0.5	0.8	24.3	<0.01	0.03	0.4
ZZ46141		0.77	24.2	660	30.9	26.0	0.001	0.04	5.39	3.0	1.2	1.4	18.2	<0.01	0.02	1.0
ZZ46142		0.41	29.5	620	273	8.2	<0.001	0.04	8.04	0.7	0.7	0.9	17.4	<0.01	0.03	0.2
ZZ46143		1.22	30.3	500	19.6	45.3	0.001	0.03	1.43	3.0	0.5	3.3	26.4	<0.01	0.05	1.4
ZZ46144		1.40	24.8	1410	49.4	15.1	<0.001	0.08	2.85	2.8	0.8	1.1	81.7	<0.01	0.01	2.9
ZZ46145		1.49	25.8	570	70.9	20.1	<0.001	0.03	7.71	2.8	0.6	2.2	15.3	<0.01	0.02	2.3
ZZ46146		0.58	28.2	1430	107.5	7.0	<0.001	0.04	4.91	3.4	1.2	4.7	118.0	<0.01	0.23	4.5
ZZ46147		0.31	85.9	1060	38.5	16.3	0.002	0.03	501	3.7	1.2	1.9	13.7	<0.01	0.02	2.5
ZZ46148		1.77	15.0	650	27.3	19.4	0.001	0.02	2.86	2.5	0.4	1.1	8.7	<0.01	0.01	1.8

***** See Appendix Page for comments regarding this certificate *****

ALS Canada Ltd.
2103 Dollarton Hwy
North Vancouver BC V7H 0A7
Phone: 604 984 0221 Fax: 604 984 0218 www.alsglobal.com

To: **SILVER RANGE RESOURCES LTD.**
C/O ARCHER, CATHRO & ASSOCIATES (1981) LIMITED
1016-510 W HASTINGS ST
VANCOUVER BC V6B 1L8

Finalized Date: 3-AUG-2012
Account: RANSIL

Project: Keg-Group 7

CERTIFICATE OF ANALYSIS WH12172344

Sample Description	Method	ME-MS41	ME-MS41	ME-MS41	ME-MS41	ME-MS41	ME-MS41	ME-MS41	ME-MS41
	Analyte	Ti	Tl	U	V	W	Y	Zn	Zr
	Units	%	ppm	ppm	ppm	ppm	ppm	ppm	ppm
	LOR	0.005	0.02	0.05	1	0.05	0.05	2	0.5
ZZ46122		0.039	0.13	1.42	29	0.42	3.74	44	<0.5
ZZ46123		0.056	0.20	3.49	40	8.00	8.80	95	<0.5
ZZ46124		0.059	0.24	1.58	43	1.55	8.48	70	<0.5
ZZ46125		0.045	0.28	1.51	42	0.98	10.15	97	<0.5
ZZ46126		0.055	0.16	2.27	46	0.77	9.08	240	<0.5
ZZ46127		0.040	0.16	1.09	43	0.62	4.80	76	<0.5
ZZ46128		0.041	0.16	1.00	42	0.91	6.12	72	<0.5
ZZ46129		0.020	0.14	4.43	46	1.17	19.65	148	<0.5
ZZ46130		0.059	0.19	3.69	47	0.92	11.90	87	<0.5
ZZ46131		0.054	0.14	0.57	50	0.85	2.55	60	<0.5
ZZ46132		0.188	0.15	0.77	100	0.86	2.94	50	1.7
ZZ46133		0.050	0.11	0.39	44	0.79	1.97	36	<0.5
ZZ46134		0.029	0.12	1.39	33	1.87	7.19	42	<0.5
ZZ46135		0.024	0.09	0.96	40	9.45	4.21	59	<0.5
ZZ46136		0.069	0.15	0.69	55	5.46	4.16	46	<0.5
ZZ46137		0.122	0.14	0.60	52	1.95	4.02	50	2.4
ZZ46138		0.082	0.17	0.53	50	2.87	3.09	38	<0.5
ZZ46139		0.208	0.52	0.92	83	0.19	4.71	163	2.5
ZZ46140		0.043	0.30	3.23	111	0.48	8.97	112	<0.5
ZZ46141		0.050	0.25	2.84	54	0.49	12.95	90	<0.5
ZZ46142		0.028	0.21	3.03	57	3.21	10.35	192	<0.5
ZZ46143		0.075	0.39	1.18	65	5.13	7.01	82	<0.5
ZZ46144		0.047	0.19	2.01	41	0.69	10.90	87	1.1
ZZ46145		0.059	0.24	1.29	68	0.97	5.27	107	<0.5
ZZ46146		0.033	0.25	3.04	39	0.69	12.10	100	2.5
ZZ46147		0.009	0.85	4.81	69	1.23	20.9	269	<0.5
ZZ46148		0.062	0.22	0.89	45	0.54	4.82	65	<0.5

***** See Appendix Page for comments regarding this certificate *****

ALS Canada Ltd.
2103 Dollarton Hwy
North Vancouver BC V7H 0A7
Phone: 604 984 0221 Fax: 604 984 0218 www.alsglobal.com

To: **SILVER RANGE RESOURCES LTD.**
C/O ARCHER, CATHRO & ASSOCIATES (1981) LIMITED
1016-510 W HASTINGS ST
VANCOUVER BC V6B 1L8

Finalized Date: 3-AUG-2012
Account: RANSIL

Project: Keg-Group 7

CERTIFICATE OF ANALYSIS WH12172344

Method	CERTIFICATE COMMENTS
ME-MS41	Gold determinations by this method are semi-quantitative due to the small sample weight used (0.5g).

ALS Canada Ltd.

2103 Dollarton Hwy
North Vancouver BC V7H 0A7
Phone: 604 984 0221 Fax: 604 984 0218 www.alsglobal.com

To: **SILVER RANGE RESOURCES LTD.**
C/O ARCHER, CATHRO & ASSOCIATES (1981) LIMITED
1016-510 W HASTINGS ST
VANCOUVER BC V6B 1L8

Finalized Date: 9-AUG-2012
Account: RANSIL

CERTIFICATE WH12172345

Project: Keg-Group 3

P.O. No.:

This report is for 24 Rock samples submitted to our lab in Whitehorse, YT, Canada on 23-JUL-2012.

The following have access to data associated with this certificate:

MATT DUMALA	JOAN MARIACHER	

SAMPLE PREPARATION

ALS CODE	DESCRIPTION
WEI-21	Received Sample Weight
LOG-22	Sample login - Rcd w/o BarCode
CRU-31	Fine crushing - 70%<2mm
CRU-QC	Crushing QC Test
SPL-21	Split sample - riffle splitter
PUL-QC	Pulverizing QC Test
PUL-31	Pulverize split to 85%<75 um

ANALYTICAL PROCEDURES

ALS CODE	DESCRIPTION	INSTRUMENT
Au-AA24	Au 50g FA AA finish	AAS
ME-OG62	Ore Grade Elements - Four Acid	ICP-AES
ME-MS61	48 element four acid ICP-MS	
Ag-OG62	Ore Grade Ag - Four Acid	VARIABLE
Cu-OG62	Ore Grade Cu - Four Acid	VARIABLE
Pb-OG62	Ore Grade Pb - Four Acid	VARIABLE
Ag-GRA21	Ag 30g FA-GRAV finish	WST-SIM
Pb-VOL70	Pb by Titration	
Sn-XRF05	Sn-Trace Level XRF Analysis	XRF

To: **SILVER RANGE RESOURCES LTD.**
ATTN: JOAN MARIACHER
C/O ARCHER, CATHRO & ASSOCIATES (1981) LIMITED
1016-510 W HASTINGS ST
VANCOUVER BC V6B 1L8

This is the Final Report and supersedes any preliminary report with this certificate number. Results apply to samples as submitted. All pages of this report have been checked and approved for release.

***** See Appendix Page for comments regarding this certificate *****

Signature: 

Colin Ramshaw, Vancouver Laboratory Manager

ALS Canada Ltd.
2103 Dollarton Hwy
North Vancouver BC V7H 0A7
Phone: 604 984 0221 Fax: 604 984 0218 www.alsglobal.com

To: **SILVER RANGE RESOURCES LTD.**
C/O ARCHER, CATHRO & ASSOCIATES (1981) LIMITED
1016-510 W HASTINGS ST
VANCOUVER BC V6B 1L8

Finalized Date: 9-AUG-2012
Account: RANSIL

Project: Keg-Group 3

CERTIFICATE OF ANALYSIS WH12172345

Sample Description	Method	WEI-21	Au-AA24	ME-MS61	ME-MS61	ME-MS61	ME-MS61	ME-MS61	ME-MS61	ME-MS61	ME-MS61	ME-MS61	ME-MS61	ME-MS61	ME-MS61	ME-MS61
	Analyte	Recvd Wt.	Au	Ag	Al	As	Ba	Be	Bi	Ca	Cd	Ce	Co	Cr	Cs	Cu
	Units	kg	ppm	ppm	%	ppm	ppm	ppm	ppm	%	ppm	ppm	ppm	ppm	ppm	ppm
	LOR	0.02	0.005	0.01	0.01	0.2	10	0.05	0.01	0.01	0.02	0.01	0.1	1	0.05	0.2
L840568		0.29	<0.005	0.69	3.11	506	1180	1.06	1.21	3.90	35.1	42.9	6.6	29	3.04	99.6
L840569		0.38	0.290	>100	0.28	>10000	50	0.10	0.26	0.03	35.5	2.22	0.8	13	0.36	1380
L840570		0.34	0.123	>100	0.21	>10000	40	0.07	0.24	0.10	52.9	2.21	0.6	8	0.27	1090
L840571		1.45	<0.005	6.71	2.07	928	120	1.51	1.01	11.40	8.23	15.70	9.2	22	1.79	596
L840572		1.11	<0.005	1.83	3.31	429	670	1.74	1.21	10.85	59.0	41.2	6.9	31	4.39	343
L840573		0.71	<0.005	5.52	3.05	235	950	1.32	0.90	5.05	17.60	39.2	6.7	35	3.10	127.0
L840574		1.41	0.040	>100	0.29	754	20	0.15	15.80	0.07	11.50	2.18	0.8	11	0.21	2290
L840575		0.34	0.065	>100	0.18	139.5	30	0.11	28.0	0.03	25.5	8.06	2.5	8	0.65	9030
L840576		0.43	0.031	>100	1.79	346	810	0.40	21.9	0.15	5.59	19.95	0.5	65	1.35	>10000
L840578		0.56	0.012	>100	0.86	475	60	0.38	5.35	0.11	7.58	6.27	1.8	20	0.76	962
L840579		0.68	0.050	>100	0.55	1070	60	0.19	29.8	0.05	8.78	4.32	0.8	19	0.43	1995
L840580		1.19	0.031	>100	0.18	2080	30	0.07	15.05	0.02	4.90	1.45	0.8	21	0.19	1200
L840581		1.29	0.017	>100	0.71	1375	100	0.22	14.10	0.04	4.03	4.53	1.4	26	0.57	1110
L840582		0.50	0.020	>100	3.08	3310	1330	0.89	12.05	1.17	7.67	38.1	3.1	55	3.42	1910
L840583		2.56	0.099	>100	0.26	698	80	0.13	107.0	0.02	52.9	16.45	0.3	7	0.21	4720
L840584		2.05	0.021	>100	2.81	619	1690	0.55	6.46	0.78	5.28	27.5	2.1	58	2.84	3280
L840585		0.43	0.007	61.9	1.60	249	700	0.25	0.69	0.08	0.78	4.79	0.6	36	1.15	1295
L840586		0.88	<0.005	5.15	4.91	230	1380	1.31	0.53	2.51	14.05	61.3	7.7	39	4.21	48.3
L840587		0.86	<0.005	2.75	5.03	1370	710	2.90	0.59	1.12	50.9	51.0	11.9	37	7.35	156.5
L840588		2.56	<0.005	2.62	4.85	175.5	1290	1.58	1.03	2.46	19.70	65.8	5.6	43	5.26	56.7
L840589		0.18	0.114	>100	0.54	527	220	0.27	145.0	0.04	62.5	13.30	0.7	5	0.22	>10000
L840590		0.26	<0.005	9.68	2.02	2810	40	1.56	1.09	7.00	1.02	21.0	1.5	35	0.27	118.5
L840591		0.21	0.393	>100	0.27	1245	60	0.16	99.4	0.04	117.5	12.70	0.5	8	0.47	9420
L840599		0.36	<0.005	16.30	0.70	38.5	30	0.16	36.7	4.68	3.52	1.14	2.8	10	8.25	184.5

***** See Appendix Page for comments regarding this certificate *****

ALS Canada Ltd.
2103 Dollarton Hwy
North Vancouver BC V7H 0A7
Phone: 604 984 0221 Fax: 604 984 0218 www.alsglobal.com

To: **SILVER RANGE RESOURCES LTD.**
C/O ARCHER, CATHRO & ASSOCIATES (1981) LIMITED
1016-510 W HASTINGS ST
VANCOUVER BC V6B 1L8

Finalized Date: 9-AUG-2012
Account: RANSIL

Project: Keg-Group 3

CERTIFICATE OF ANALYSIS WH12172345

Sample Description	Method	ME-MS61	ME-MS61	ME-MS61	ME-MS61	ME-MS61	ME-MS61	ME-MS61	ME-MS61	ME-MS61	ME-MS61	ME-MS61	ME-MS61	ME-MS61	ME-MS61	ME-MS61
	Analyte	Fe	Ga	Ge	Hf	In	K	La	Li	Mg	Mn	Mo	Na	Nb	Ni	P
	Units	%	ppm	ppm	ppm	ppm	%	ppm	ppm	%	ppm	ppm	%	ppm	ppm	ppm
	LOR	0.01	0.05	0.05	0.1	0.005	0.01	0.5	0.2	0.01	5	0.05	0.01	0.1	0.2	10
L840568		3.99	9.23	0.10	2.1	0.017	2.13	24.4	27.0	2.35	402	4.22	0.06	6.4	70.1	>10000
L840569		20.9	4.79	0.42	0.3	0.524	0.09	1.3	19.6	0.04	35	15.40	0.01	1.2	1.2	250
L840570		15.95	2.62	0.28	0.2	0.341	0.06	1.5	18.1	0.06	44	9.75	<0.01	0.8	1.9	240
L840571		5.15	8.55	0.09	1.3	0.066	0.25	9.0	57.3	9.93	1120	6.34	0.04	6.3	51.4	390
L840572		6.11	10.70	0.13	2.1	0.043	1.22	25.6	50.1	5.76	1540	3.26	0.04	10.1	103.0	1460
L840573		3.42	9.17	0.10	2.0	0.027	1.10	23.1	37.2	4.84	822	10.85	0.08	9.8	75.7	1170
L840574		3.10	1.38	0.40	0.1	0.346	0.02	1.5	55.5	0.04	62	6.71	0.01	0.2	13.7	350
L840575		4.63	1.74	0.67	0.1	1.045	0.04	6.4	10.5	0.02	26	16.80	<0.01	0.1	35.1	310
L840576		11.70	9.08	0.96	0.6	1.480	0.70	11.9	239	0.05	53	13.10	0.01	4.1	6.5	1330
L840578		4.20	2.05	0.10	0.3	0.136	0.09	3.6	151.5	0.07	89	4.11	0.03	0.9	23.7	1550
L840579		3.16	1.80	0.40	0.1	0.238	0.04	2.9	104.5	0.02	66	13.35	0.01	0.4	13.3	290
L840580		3.12	1.47	0.21	0.1	0.199	0.02	1.1	63.9	0.01	60	4.38	<0.01	0.2	11.7	560
L840581		4.98	2.98	0.22	0.3	0.222	0.11	3.0	170.0	0.03	88	7.51	0.01	1.1	15.7	1730
L840582		4.21	7.28	0.21	1.6	0.134	1.96	20.4	126.0	1.12	396	12.70	0.04	5.8	31.3	2000
L840583		3.08	1.65	1.75	0.1	0.681	0.03	9.9	33.2	0.01	32	8.50	<0.01	0.1	5.4	470
L840584		4.84	6.64	0.25	1.2	0.306	2.08	15.8	99.4	0.75	326	22.2	0.04	4.7	20.4	1360
L840585		9.14	7.46	0.15	1.0	0.169	0.52	2.8	69.8	0.89	393	74.6	0.01	4.8	9.3	480
L840586		4.40	13.00	0.12	2.4	0.029	2.22	29.1	47.8	2.90	824	6.48	0.60	9.7	93.8	390
L840587		10.50	9.53	0.20	2.1	0.026	1.93	24.7	51.1	1.66	724	11.00	0.08	6.8	191.0	750
L840588		3.05	10.60	0.13	2.7	0.024	2.49	29.8	39.3	2.58	566	2.52	0.20	9.6	109.0	450
L840589		3.95	0.91	1.33	<0.1	0.360	0.03	6.9	14.6	0.02	52	10.70	0.01	0.1	12.4	220
L840590		6.90	9.90	0.17	1.4	0.103	0.09	12.5	32.3	12.40	774	16.15	0.03	7.0	27.1	890
L840591		5.32	1.30	0.73	<0.1	0.309	0.08	7.9	20.2	0.04	70	9.30	<0.01	0.1	4.9	190
L840599		5.40	6.98	0.21	0.4	0.011	0.40	0.5	22.7	15.00	253	19.40	0.04	4.4	8.0	260

***** See Appendix Page for comments regarding this certificate *****

ALS Canada Ltd.
2103 Dollarton Hwy
North Vancouver BC V7H 0A7
Phone: 604 984 0221 Fax: 604 984 0218 www.alsglobal.com

To: **SILVER RANGE RESOURCES LTD.**
C/O ARCHER, CATHRO & ASSOCIATES (1981) LIMITED
1016- 510 W HASTINGS ST
VANCOUVER BC V6B 1L8

Finalized Date: 9- AUG- 2012
Account: RANSIL

Project: Keg- Group 3

CERTIFICATE OF ANALYSIS WH12172345

Sample Description	Method	ME-MS61	ME-MS61	ME-MS61	ME-MS61	ME-MS61	ME-MS61	ME-MS61	ME-MS61	ME-MS61	ME-MS61	ME-MS61	ME-MS61	ME-MS61	ME-MS61	ME-MS61
	Analyte	Pb	Rb	Re	S	Sb	Sc	Se	Sn	Sr	Ta	Te	Th	Ti	Tl	U
	Units	ppm	ppm	ppm	%	ppm	ppm	ppm	ppm	ppm	ppm	ppm	ppm	%	ppm	ppm
	LOR	0.5	0.1	0.002	0.01	0.05	0.1	1	0.2	0.2	0.05	0.05	0.2	0.005	0.02	0.1
L840568		350	77.0	0.003	0.01	21.4	5.5	1	2.7	138.0	0.46	<0.05	6.1	0.145	0.86	11.0
L840569		>10000	6.9	0.002	0.36	373	6.7	17	27.3	2.3	0.06	0.25	1.9	0.018	0.15	1.2
L840570		>10000	4.2	<0.002	0.19	334	2.0	6	40.1	3.1	<0.05	0.26	0.6	0.011	0.15	0.8
L840571		696	12.6	0.004	0.04	17.00	5.9	4	10.7	85.6	0.40	0.19	3.2	0.104	0.19	5.7
L840572		1390	49.9	0.003	0.01	60.6	7.9	2	8.2	180.5	0.67	0.12	5.9	0.169	0.56	7.8
L840573		705	43.3	0.007	0.04	18.35	7.3	2	5.3	128.0	0.66	0.06	6.1	0.174	0.64	7.7
L840574		>10000	1.3	<0.002	1.29	779	0.6	109	>500	5.0	<0.05	1.54	0.3	0.007	0.57	1.9
L840575		>10000	3.9	<0.002	3.24	2420	0.9	185	>500	18.6	<0.05	6.52	0.3	<0.005	1.69	24.3
L840576		>10000	33.0	0.009	2.08	866	2.7	236	187.0	26.1	0.27	1.53	3.3	0.099	2.34	5.1
L840578		>10000	4.9	0.003	0.26	442	1.5	21	53.1	11.3	0.06	0.45	1.1	0.027	0.15	5.4
L840579		>10000	3.3	0.002	1.27	1260	1.0	116	424	7.6	<0.05	3.10	0.6	0.016	0.39	3.9
L840580		>10000	1.0	<0.002	0.84	555	0.3	58	>500	6.6	<0.05	0.94	0.3	0.006	0.35	1.1
L840581		>10000	6.3	<0.002	0.81	473	1.0	53	140.0	8.5	0.06	1.00	1.2	0.029	0.43	3.5
L840582		>10000	105.5	0.004	0.51	475	5.3	37	100.5	79.6	0.40	0.65	5.1	0.142	1.44	7.3
L840583		>10000	2.2	<0.002	7.77	2770	0.9	483	>500	41.6	<0.05	10.70	0.4	0.005	0.32	11.8
L840584		>10000	105.0	0.006	0.41	412	4.6	48	198.5	72.8	0.32	0.50	4.4	0.123	1.52	4.9
L840585		>10000	21.9	0.024	0.57	131.0	3.0	13	21.6	14.5	0.33	0.13	3.6	0.087	0.93	3.5
L840586		489	103.5	<0.002	0.04	31.6	7.0	3	9.1	182.0	0.63	<0.05	8.6	0.255	1.14	3.5
L840587		662	97.6	<0.002	0.02	119.0	6.8	6	5.6	89.2	0.49	0.05	6.9	0.196	1.08	12.1
L840588		612	109.5	<0.002	0.09	57.8	8.1	3	5.8	151.0	0.67	0.08	9.4	0.271	1.31	3.4
L840589		>10000	2.2	<0.002	4.62	2630	1.2	372	>500	16.6	<0.05	9.07	0.2	<0.005	0.89	19.6
L840590		1170	1.8	0.003	0.06	26.7	7.8	23	23.8	52.6	0.43	0.49	4.1	0.107	0.11	3.7
L840591		>10000	7.7	0.002	3.23	2760	0.8	199	>500	9.8	<0.05	3.87	0.3	0.005	0.79	17.3
L840599		1010	44.5	0.002	0.18	30.0	4.5	48	7.3	15.6	0.24	3.30	2.2	0.087	0.93	3.4

***** See Appendix Page for comments regarding this certificate *****

ALS Canada Ltd.
2103 Dollarton Hwy
North Vancouver BC V7H 0A7
Phone: 604 984 0221 Fax: 604 984 0218 www.alsglobal.com

To: **SILVER RANGE RESOURCES LTD.**
C/O ARCHER, CATHRO & ASSOCIATES (1981) LIMITED
1016-510 W HASTINGS ST
VANCOUVER BC V6B 1L8

Finalized Date: 9-AUG-2012
Account: RANSIL

Project: Keg-Group 3

CERTIFICATE OF ANALYSIS WH12172345

Sample Description	Method	ME-MS61	ME-MS61	ME-MS61	ME-MS61	ME-MS61	Ag-OG62	Cu-OG62	Pb-OG62	Ag-GRA21	Pb-VOL70	Sn-XRF05
	Analyte	V	W	Y	Zn	Zr	Ag	Cu	Pb	Ag	Pb	Sn
	Units	ppm	ppm	ppm	ppm	ppm	ppm	%	%	ppm	%	ppm
	LOR	1	0.1	0.1	2	0.5	1	0.001	0.001	5	0.01	5
L840568		320	0.4	37.6	2000	77.2						
L840569		135	0.5	0.8	542	13.8	188		1.360			
L840570		144	0.4	0.9	610	8.8	249		2.14			
L840571		587	0.4	41.1	771	66.0						
L840572		475	6.8	53.0	811	87.2						
L840573		556	1.7	37.2	524	80.6						
L840574		22	0.1	1.5	766	3.3	939		8.41			762
L840575		83	0.1	2.8	1760	5.1	>1500		>20.0	3170	60.29	718
L840576		669	1.1	6.6	635	19.0	314	1.380	7.92			
L840578		84	0.5	4.4	1400	10.7	216		1.840			
L840579		67	0.3	1.8	661	5.6	1410		15.15			
L840580		22	0.2	0.7	593	2.8	671		4.06			721
L840581		100	0.5	2.4	946	10.8	367		4.09			
L840582		284	0.9	16.2	841	57.8	251		2.49			
L840583		43	0.1	1.4	166	2.5	>1500		>20.0	4120	48.10	1580
L840584		403	1.0	9.9	678	42.8	286		2.17			
L840585		540	0.7	3.6	387	35.9			1.605			
L840586		97	0.7	23.9	2490	91.5						
L840587		68	1.0	50.6	8090	73.7						
L840588		77	0.9	28.9	1680	100.0						
L840589		24	<0.1	2.0	203	1.8	>1500	0.999	>20.0	3160	40.99	772
L840590		770	0.4	19.9	71	76.2						
L840591		40	0.1	1.5	158	1.8	>1500		18.15	1655		709
L840599		297	1.3	8.5	196	21.3						

***** See Appendix Page for comments regarding this certificate *****

ALS Canada Ltd.
2103 Dollarton Hwy
North Vancouver BC V7H 0A7
Phone: 604 984 0221 Fax: 604 984 0218 www.alsglobal.com

To: **SILVER RANGE RESOURCES LTD.**
C/O ARCHER, CATHRO & ASSOCIATES (1981) LIMITED
1016-510 W HASTINGS ST
VANCOUVER BC V6B 1L8

Finalized Date: 9-AUG-2012
Account: RANSIL

Project: Keg-Group 3

CERTIFICATE OF ANALYSIS WH12172345

Method	CERTIFICATE COMMENTS
ME-MS61	Interference: Ca>10% on ICP-MS As, ICP-AES results shown.
ME-MS61	REE's may not be totally soluble in this method.

ALS Canada Ltd.
2103 Dollarton Hwy
North Vancouver BC V7H 0A7
Phone: 604 984 0221 Fax: 604 984 0218 www.alsglobal.com

To: **SILVER RANGE RESOURCES LTD.**
C/O ARCHER, CATHRO & ASSOCIATES (1981) LIMITED
1016-510 W HASTINGS ST
VANCOUVER BC V6B 1L8

Finalized Date: 10-AUG-2012
Account: RANSIL

CERTIFICATE WH12172346

Project: Keg-Group 5

P.O. No.:

This report is for 21 Rock samples submitted to our lab in Whitehorse, YT, Canada on 23-JUL-2012.

The following have access to data associated with this certificate:

MATT DUMALA	JOAN MARIACHER	

SAMPLE PREPARATION

ALS CODE	DESCRIPTION
WEI-21	Received Sample Weight
LOG-22	Sample login - Rcd w/o BarCode
CRU-31	Fine crushing - 70%<2mm
CRU-QC	Crushing QC Test
SPL-21	Split sample - riffle splitter
PUL-QC	Pulverizing QC Test
PUL-31	Pulverize split to 85%<75 um

ANALYTICAL PROCEDURES

ALS CODE	DESCRIPTION	INSTRUMENT
Au-AA24	Au 50g FA AA finish	AAS
ME-OG62	Ore Grade Elements - Four Acid	ICP-AES
ME-MS61	48 element four acid ICP-MS	
Ag-OG62	Ore Grade Ag - Four Acid	VARIABLE
Pb-OG62	Ore Grade Pb - Four Acid	VARIABLE
Zn-OG62	Ore Grade Zn - Four Acid	VARIABLE

To: **SILVER RANGE RESOURCES LTD.**
ATTN: JOAN MARIACHER
C/O ARCHER, CATHRO & ASSOCIATES (1981) LIMITED
1016-510 W HASTINGS ST
VANCOUVER BC V6B 1L8

This is the Final Report and supersedes any preliminary report with this certificate number. Results apply to samples as submitted. All pages of this report have been checked and approved for release.

***** See Appendix Page for comments regarding this certificate *****

Signature:

Colin Ramshaw, Vancouver Laboratory Manager

ALS Canada Ltd.
2103 Dollarton Hwy
North Vancouver BC V7H 0A7
Phone: 604 984 0221 Fax: 604 984 0218 www.alsglobal.com

To: **SILVER RANGE RESOURCES LTD.**
C/O ARCHER, CATHRO & ASSOCIATES (1981) LIMITED
1016-510 W HASTINGS ST
VANCOUVER BC V6B 1L8

Finalized Date: 10-AUG-2012
Account: RANSIL

Project: Keg-Group 5

CERTIFICATE OF ANALYSIS WH12172346

Sample Description	Method	WEI-21	Au-AA24	ME-MS61	ME-MS61	ME-MS61	ME-MS61	ME-MS61	ME-MS61	ME-MS61	ME-MS61	ME-MS61	ME-MS61	ME-MS61	ME-MS61	ME-MS61
	Analyte	Recvd Wt.	Au	Ag	Al	As	Ba	Be	Bi	Ca	Cd	Ce	Co	Cr	Cs	Cu
	Units	kg	ppm	ppm	%	ppm	ppm	ppm	ppm	%	ppm	ppm	ppm	ppm	ppm	ppm
	LOR	0.02	0.005	0.01	0.01	0.2	10	0.05	0.01	0.01	0.02	0.01	0.1	1	0.05	0.2
M676412		1.13	0.013	23.3	0.51	14.1	30	0.52	109.0	0.02	0.14	11.70	0.2	21	1.89	16.9
M676413		0.81	0.009	13.85	3.71	127.0	270	3.76	13.20	0.03	1.65	44.5	1.5	9	11.25	2180
M676414		1.15	<0.005	8.88	2.25	47.4	60	3.11	16.85	0.01	0.26	11.70	0.2	19	8.33	49.8
M676415		1.80	<0.005	8.99	2.32	4.5	70	1.35	19.65	0.02	0.04	20.8	0.3	20	3.68	19.4
M676416		2.25	<0.005	3.23	3.91	21.0	70	2.18	1.01	0.01	1.25	17.05	0.5	9	5.17	47.9
M676417		1.87	0.030	>100	0.16	591	10	0.67	0.40	0.82	5.86	4.44	2.0	1	1.07	52.7
M676418		1.44	0.124	>100	1.80	3910	30	1.93	0.29	0.88	2.77	20.9	1.3	3	9.64	17.0
M676419		1.38	0.084	>100	0.43	2490	20	0.95	0.18	1.19	5.80	8.07	1.9	4	4.02	37.2
M676420		1.77	1.830	>100	1.13	>10000	30	2.89	0.38	1.25	3.43	16.65	1.8	3	23.1	54.7
M676421		0.92	<0.005	7.99	2.47	56.4	100	5.92	4.79	0.04	3.46	25.1	0.6	15	26.3	72.0
M676422		1.00	<0.005	6.04	3.19	63.2	70	3.34	6.71	0.02	0.55	32.3	0.6	8	10.20	111.5
M676423		1.34	<0.005	3.26	3.63	20.9	70	4.30	2.15	0.02	0.85	37.1	0.6	9	15.65	57.1
M676424		1.38	<0.005	1.55	2.31	24.9	130	7.49	1.35	0.04	0.16	22.6	0.2	13	47.8	25.5
M676425		0.43	0.006	48.4	1.81	72.7	190	5.50	47.8	0.03	14.80	18.05	2.7	16	18.90	1935
M676426		0.61	0.007	52.4	1.89	81.2	180	6.43	46.9	0.03	8.63	20.7	1.1	13	20.8	1310
M676427		0.68	<0.005	13.80	2.11	96.1	220	5.12	11.55	0.03	10.60	25.4	1.5	15	25.0	1160
M676428		1.39	0.012	23.1	1.82	142.5	170	4.71	18.30	0.03	4.78	19.40	1.5	12	17.40	2230
M676429		0.54	<0.005	5.00	1.59	9.3	210	12.80	1.67	0.07	97.4	7.97	0.9	25	36.6	174.5
M676430		0.79	<0.005	1.05	0.24	8.0	10	4.05	0.81	0.01	0.18	0.67	0.5	27	0.58	23.0
M676431		0.66	0.017	94.2	2.10	128.5	130	5.08	122.0	0.03	96.5	19.65	5.8	16	14.30	5080
M676432		0.88	<0.005	0.84	3.13	4.0	60	1.68	1.05	0.01	0.36	23.4	0.2	8	9.70	30.5

***** See Appendix Page for comments regarding this certificate *****

ALS Canada Ltd.
2103 Dollarton Hwy
North Vancouver BC V7H 0A7
Phone: 604 984 0221 Fax: 604 984 0218 www.alsglobal.com

To: **SILVER RANGE RESOURCES LTD.**
C/O ARCHER, CATHRO & ASSOCIATES (1981) LIMITED
1016-510 W HASTINGS ST
VANCOUVER BC V6B 1L8

Finalized Date: 10-AUG-2012
Account: RANSIL

Project: Keg-Group 5

CERTIFICATE OF ANALYSIS WH12172346

Sample Description	Method	ME-MS61	ME-MS61	ME-MS61	ME-MS61	ME-MS61	ME-MS61	ME-MS61	ME-MS61	ME-MS61	ME-MS61	ME-MS61	ME-MS61	ME-MS61	ME-MS61	ME-MS61
	Analyte	Fe	Ga	Ge	Hf	In	K	La	Li	Mg	Mn	Mo	Na	Nb	Ni	P
	Units	%	ppm	ppm	ppm	ppm	%	ppm	ppm	%	ppm	ppm	%	ppm	ppm	ppm
	LOR	0.01	0.05	0.05	0.1	0.005	0.01	0.5	0.2	0.01	5	0.05	0.01	0.1	0.2	10
M676412		0.51	1.67	<0.05	<0.1	0.542	0.30	6.5	19.9	0.04	38	6.34	0.01	0.4	0.9	80
M676413		2.27	14.80	0.07	1.2	2.37	1.63	25.1	90.1	0.12	117	0.93	0.04	8.6	1.1	530
M676414		0.87	7.75	<0.05	0.2	0.691	0.98	6.7	41.9	0.06	86	9.66	0.02	1.6	1.0	280
M676415		0.80	9.58	<0.05	0.7	0.204	1.24	9.8	22.3	0.07	71	27.9	0.02	3.2	1.2	160
M676416		4.07	16.00	0.06	0.5	7.16	0.75	8.9	94.3	0.06	190	1.65	0.02	4.1	1.0	270
M676417		12.75	11.30	0.22	<0.1	0.036	0.06	2.1	31.9	0.21	>100000	0.16	<0.01	0.4	2.3	20
M676418		4.68	11.20	0.07	0.4	0.056	0.71	10.4	105.0	0.15	>100000	1.12	0.01	2.3	1.4	140
M676419		9.21	11.90	0.13	0.1	0.014	0.16	4.0	83.5	0.27	>100000	1.62	0.01	0.5	1.7	30
M676420		5.04	10.35	0.08	0.2	0.056	0.48	7.7	92.8	0.11	>100000	6.43	0.01	0.8	1.8	170
M676421		1.83	9.75	<0.05	0.7	2.27	0.73	11.9	148.5	0.06	1410	0.76	0.03	4.0	1.7	170
M676422		5.86	12.65	0.08	0.8	11.70	0.87	16.3	201	0.07	598	0.64	0.02	4.9	1.2	290
M676423		4.52	16.25	0.10	0.8	2.85	0.89	18.7	219	0.08	272	3.12	0.02	6.0	1.3	230
M676424		1.29	8.76	0.05	0.7	2.36	0.70	11.0	133.0	0.05	154	0.48	0.03	4.0	0.5	180
M676425		3.05	7.31	0.05	0.5	34.1	0.58	9.2	177.5	0.04	124	0.39	0.03	3.1	1.1	120
M676426		1.85	6.52	0.06	0.6	10.80	0.76	10.2	115.5	0.04	109	0.35	0.04	3.2	0.9	130
M676427		2.32	7.80	0.12	0.7	7.94	0.90	12.7	96.2	0.05	98	0.74	0.04	3.9	1.7	100
M676428		2.85	6.37	0.11	0.7	5.67	0.72	10.0	113.0	0.04	92	0.74	0.03	4.1	1.6	130
M676429		0.61	7.76	<0.05	0.1	3.06	0.38	3.8	111.0	0.03	97	0.34	0.06	1.0	3.4	30
M676430		0.63	1.08	<0.05	<0.1	0.075	0.06	<0.5	30.1	0.01	134	0.20	<0.01	0.1	1.0	10
M676431		5.72	7.74	0.05	0.5	60.5	0.59	10.0	166.0	0.05	277	0.50	0.03	3.8	2.4	210
M676432		0.97	10.45	0.05	0.7	2.55	1.24	11.2	75.3	0.08	82	1.41	0.03	3.1	0.6	120

***** See Appendix Page for comments regarding this certificate *****

ALS Canada Ltd.
2103 Dollarton Hwy
North Vancouver BC V7H 0A7
Phone: 604 984 0221 Fax: 604 984 0218 www.alsglobal.com

To: **SILVER RANGE RESOURCES LTD.**
C/O ARCHER, CATHRO & ASSOCIATES (1981) LIMITED
1016-510 W HASTINGS ST
VANCOUVER BC V6B 1L8

Finalized Date: 10-AUG-2012
Account: RANSIL

Project: Keg-Group 5

CERTIFICATE OF ANALYSIS WH12172346

Sample Description	Method	ME-MS61	ME-MS61	ME-MS61	ME-MS61	ME-MS61	ME-MS61	ME-MS61	ME-MS61	ME-MS61	ME-MS61	ME-MS61	ME-MS61	ME-MS61	ME-MS61	ME-MS61
	Analyte	Pb	Rb	Re	S	Sb	Sc	Se	Sn	Sr	Ta	Te	Th	Ti	Tl	U
	Units	ppm	ppm	ppm	%	ppm	ppm	ppm	ppm	ppm	ppm	ppm	ppm	%	ppm	ppm
	LOR	0.5	0.1	0.002	0.01	0.05	0.1	1	0.2	0.2	0.05	0.05	0.2	0.005	0.02	0.1
M676412		634	29.7	<0.002	0.06	5.31	0.3	1	4.1	4.1	<0.05	0.71	1.7	0.007	0.49	0.8
M676413		6790	250	<0.002	1.23	67.6	3.0	2	176.5	24.2	0.95	0.09	18.2	0.088	4.63	4.1
M676414		2330	121.0	<0.002	0.13	7.29	0.6	1	19.5	5.8	0.17	0.13	7.8	0.017	1.84	2.6
M676415		440	132.5	<0.002	0.03	2.00	1.0	1	7.0	6.6	0.37	0.16	8.5	0.027	1.11	2.8
M676416		729	125.0	<0.002	0.12	10.95	1.7	1	93.7	7.4	0.47	<0.05	5.7	0.055	2.28	1.9
M676417		>10000	6.5	<0.002	3.28	1305	0.3	2	163.5	2.1	<0.05	<0.05	0.3	<0.005	0.85	0.6
M676418		3460	90.8	<0.002	0.39	161.5	0.9	1	13.6	7.4	0.36	<0.05	4.4	0.033	1.67	2.5
M676419		7660	22.2	<0.002	0.64	384	0.2	1	21.8	5.3	0.05	<0.05	0.7	<0.005	0.39	0.6
M676420		889	81.4	<0.002	1.73	566	0.6	1	8.2	27.9	0.12	<0.05	1.6	0.013	1.77	5.1
M676421		1030	132.0	<0.002	0.19	11.35	1.6	1	51.7	19.2	0.43	<0.05	7.1	0.055	2.31	3.0
M676422		907	131.5	<0.002	0.12	12.30	1.8	1	60.8	19.1	0.55	<0.05	10.7	0.070	2.55	2.5
M676423		422	146.0	<0.002	0.09	12.50	2.5	1	73.7	12.9	0.70	<0.05	9.5	0.087	2.95	3.0
M676424		313	134.5	<0.002	0.11	6.57	1.3	<1	58.6	25.2	0.44	<0.05	6.6	0.054	2.16	2.2
M676425		770	98.7	<0.002	1.80	31.9	1.0	1	281	19.0	0.33	0.25	4.3	0.040	3.87	1.3
M676426		1750	107.0	<0.002	1.45	60.8	0.8	2	235	22.9	0.33	0.28	5.9	0.032	6.78	2.8
M676427		806	115.5	0.003	1.66	48.6	1.0	1	135.0	21.2	0.43	0.08	6.7	0.043	7.41	3.0
M676428		1960	97.5	<0.002	2.22	97.1	1.0	1	231	18.9	0.46	0.07	5.5	0.042	8.80	2.0
M676429		164.5	73.6	<0.002	0.24	7.01	0.3	<1	16.2	54.5	0.10	<0.05	5.0	0.010	1.63	1.9
M676430		122.0	8.7	<0.002	0.01	1.22	0.3	<1	6.0	1.0	<0.05	<0.05	0.2	<0.005	0.16	0.4
M676431		3910	90.3	0.002	3.87	56.3	1.3	3	317	21.0	0.34	0.56	7.1	0.044	5.15	1.4
M676432		88.7	153.0	<0.002	0.07	1.18	0.8	<1	13.2	5.3	0.41	0.07	6.1	0.031	2.57	1.7

***** See Appendix Page for comments regarding this certificate *****

ALS Canada Ltd.
2103 Dollarton Hwy
North Vancouver BC V7H 0A7
Phone: 604 984 0221 Fax: 604 984 0218 www.alsglobal.com

To: **SILVER RANGE RESOURCES LTD.**
C/O ARCHER, CATHRO & ASSOCIATES (1981) LIMITED
1016-510 W HASTINGS ST
VANCOUVER BC V6B 1L8

Finalized Date: 10-AUG-2012
Account: RANSIL

Project: Keg-Group 5

CERTIFICATE OF ANALYSIS WH12172346

Sample Description	Method	ME-MS61	ME-MS61	ME-MS61	ME-MS61	ME-MS61	Ag-OG62	Pb-OG62	Zn-OG62
	Analyte	V	W	Y	Zn	Zr	Ag	Pb	Zn
	Units	ppm	ppm	ppm	ppm	ppm	ppm	%	%
	LOR	1	0.1	0.1	2	0.5	1	0.001	0.001
M676412		1	0.3	0.7	21	1.5			
M676413		9	6.3	2.9	170	40.9			
M676414		1	1.1	1.5	55	6.2			
M676415		2	0.8	1.8	44	22.4			
M676416		10	8.2	1.7	824	17.0			
M676417		<1	0.2	6.6	3350	3.7	1230	18.30	
M676418		<1	0.8	6.2	2130	15.5	108		
M676419		<1	0.4	4.8	5250	4.5	403		
M676420		<1	1.4	13.4	1760	6.7	231		
M676421		7	4.1	2.3	368	23.3			
M676422		9	7.0	2.3	883	28.3			
M676423		12	13.2	3.4	871	27.8			
M676424		7	7.2	1.7	105	19.2			
M676425		5	5.6	2.2	2740	14.9			
M676426		2	2.5	1.3	1720	15.8			
M676427		3	3.1	1.6	1240	21.5			
M676428		4	3.4	1.4	817	17.4			
M676429		2	0.6	2.3	2060	3.3			
M676430		2	0.2	0.2	152	<0.5			
M676431		10	8.2	1.2	>10000	14.7			1.970
M676432		6	0.9	1.5	124	18.9			

***** See Appendix Page for comments regarding this certificate *****

ALS Canada Ltd.
2103 Dollarton Hwy
North Vancouver BC V7H 0A7
Phone: 604 984 0221 Fax: 604 984 0218 www.alsglobal.com

To: **SILVER RANGE RESOURCES LTD.**
C/O ARCHER, CATHRO & ASSOCIATES (1981) LIMITED
1016-510 W HASTINGS ST
VANCOUVER BC V6B 1L8

Finalized Date: 10-AUG-2012
Account: RANSIL

Project: Keg-Group 5

CERTIFICATE OF ANALYSIS WH12172346

Method	CERTIFICATE COMMENTS
ME-MS61	REE's may not be totally soluble in this method.

ALS Canada Ltd.

2103 Dollarton Hwy
North Vancouver BC V7H 0A7
Phone: 604 984 0221 Fax: 604 984 0218 www.alsglobal.com

To: **SILVER RANGE RESOURCES LTD.**
C/O ARCHER, CATHRO & ASSOCIATES (1981) LIMITED
1016-510 W HASTINGS ST
VANCOUVER BC V6B 1L8

Finalized Date: 6-AUG-2012
Account: RANSIL

CERTIFICATE WH12172347

Project: Keg-Group 7

P.O. No.:

This report is for 27 Rock samples submitted to our lab in Whitehorse, YT, Canada on 23-JUL-2012.

The following have access to data associated with this certificate:

MATT DUMALA	JOAN MARIACHER	

SAMPLE PREPARATION

ALS CODE	DESCRIPTION
WEI-21	Received Sample Weight
LOG-22	Sample login - Rcd w/o BarCode
CRU-31	Fine crushing - 70%<2mm
CRU-QC	Crushing QC Test
PUL-QC	Pulverizing QC Test
SPL-22Y	Split Sample - Boyd Rotary Splitter
PUL-31	Pulverize split to 85%<75 um

ANALYTICAL PROCEDURES

ALS CODE	DESCRIPTION	INSTRUMENT
Au-AA24	Au 50g FA AA finish	AAS
ME-OG62	Ore Grade Elements - Four Acid	ICP-AES
ME-MS61	48 element four acid ICP-MS	
Ag-OG62	Ore Grade Ag - Four Acid	VARIABLE
Cu-OG62	Ore Grade Cu - Four Acid	VARIABLE
Pb-OG62	Ore Grade Pb - Four Acid	VARIABLE
Zn-OG62	Ore Grade Zn - Four Acid	VARIABLE
W-XRF05	Trace Level W XRF Analysis	XRF
Sn-XRF05	Sn-Trace Level XRF Analysis	XRF

To: **SILVER RANGE RESOURCES LTD.**
ATTN: JOAN MARIACHER
C/O ARCHER, CATHRO & ASSOCIATES (1981) LIMITED
1016-510 W HASTINGS ST
VANCOUVER BC V6B 1L8

This is the Final Report and supersedes any preliminary report with this certificate number. Results apply to samples as submitted. All pages of this report have been checked and approved for release.

***** See Appendix Page for comments regarding this certificate *****

Signature: 

Colin Ramshaw, Vancouver Laboratory Manager

ALS Canada Ltd.
2103 Dollarton Hwy
North Vancouver BC V7H 0A7
Phone: 604 984 0221 Fax: 604 984 0218 www.alsglobal.com

To: **SILVER RANGE RESOURCES LTD.**
C/O ARCHER, CATHRO & ASSOCIATES (1981) LIMITED
1016-510 W HASTINGS ST
VANCOUVER BC V6B 1L8

Finalized Date: 6-AUG-2012
Account: RANSIL

Project: Keg-Group 7

CERTIFICATE OF ANALYSIS WH12172347

Sample Description	Method	WEI-21	Au-AA24	ME-MS61	ME-MS61	ME-MS61	ME-MS61	ME-MS61	ME-MS61	ME-MS61	ME-MS61	ME-MS61	ME-MS61	ME-MS61	ME-MS61	ME-MS61
	Analyte	Recvd Wt.	Au	Ag	Al	As	Ba	Be	Bi	Ca	Cd	Ce	Co	Cr	Cs	Cu
	Units	kg	ppm	ppm	%	ppm	ppm	ppm	ppm	%	ppm	ppm	ppm	ppm	ppm	ppm
	LOR	0.02	0.005	0.01	0.01	0.2	10	0.05	0.01	0.01	0.02	0.01	0.1	1	0.05	0.2
L840551		0.67	0.029	42.0	3.22	12	60	11.75	98.3	13.00	429	7.83	14.5	14	0.16	647
L840552		1.03	<0.005	94.1	5.66	15	40	4.55	133.5	15.15	589	34.3	12.1	19	7.40	22.3
L840553		0.52	0.010	>100	7.09	210	20	3.74	1625	15.20	66.6	50.4	56.6	30	3.05	5170
L840554		0.64	<0.005	47.8	7.47	35	20	6.60	85.7	16.50	132.0	74.2	14.4	35	2.92	34.9
L840555		0.65	<0.005	>100	7.68	110	30	4.48	496	14.40	179.0	53.9	29.4	36	4.97	4300
L840556		0.50	0.006	>100	7.46	222	40	6.12	817	14.85	910	68.7	16.4	21	5.85	36.7
L840557		0.38	<0.005	85.5	8.73	6	70	3.17	159.0	15.45	163.5	65.6	14.2	41	15.15	6.6
L840558		0.47	<0.005	3.24	7.03	6	80	1.33	6.62	15.55	3.67	83.7	9.4	33	0.99	11.3
L840559		0.64	0.434	2.07	6.25	0.5	20	7.54	554	8.90	2.05	69.6	5.5	39	6.60	425
L840560		0.56	0.010	>100	6.57	9.9	80	4.13	47.9	2.70	12.05	4.87	17.7	7	5.59	>10000
L840561		1.02	<0.005	54.0	3.33	69	30	1.94	2.40	13.00	2.95	75.4	7.7	25	3.32	5120
L840562		0.25	0.032	>100	1.03	1910	40	0.42	3.82	0.08	67.5	4.94	1.3	18	1.71	511
L840563		0.53	0.005	>100	0.69	8.5	30	2.70	7.69	2.83	17.10	127.5	1.7	7	1.39	954
L840564		0.36	<0.005	21.3	0.52	35	200	0.64	11.05	13.60	3.56	38.9	5.5	16	0.43	1415
L840565		1.30	<0.005	1.36	2.94	20.6	830	1.27	0.50	3.08	16.80	34.0	7.0	51	2.27	62.8
L840566		1.50	0.006	1.72	2.78	27.9	1020	0.47	0.52	0.32	2.08	38.4	1.9	38	1.28	30.8
L840567		1.35	<0.005	1.12	3.16	26.8	890	1.82	0.39	3.43	14.95	33.1	5.9	38	2.57	50.9
L840577		0.42	<0.005	1.80	1.68	120.0	60	1.54	0.18	4.64	5.16	25.4	30.5	18	0.54	63.8
L840592		0.36	<0.005	0.29	1.19	32.7	340	0.38	0.37	1.22	2.37	8.20	4.9	32	0.97	12.1
L840593		0.31	<0.005	0.17	3.58	41.3	920	1.10	0.12	8.44	0.10	22.0	4.9	41	5.95	5.9
L840594		0.37	<0.005	5.16	9.31	83	70	1.08	1.17	13.80	4.53	98.4	23.6	38	2.84	473
L840595		0.48	<0.005	9.09	0.75	31	80	1.28	2.61	15.20	8.28	53.3	13.8	2	3.39	564
L840596		0.43	<0.005	0.46	9.06	49	20	0.54	0.80	14.90	1.96	137.5	20.7	190	0.67	21.9
L840597		0.37	0.007	21.4	0.66	1790	190	0.11	4.67	0.13	1.99	3.94	0.5	21	0.88	356
L840598		0.16	0.012	>100	0.82	462	130	0.29	746	0.12	8.50	14.70	1.5	28	1.35	3400
L840600		0.72	0.040	>100	1.19	13.0	80	2.12	10.35	5.64	330	115.5	6.7	10	1.40	1555
L840601		0.21	0.005	14.65	1.04	7.3	30	1.40	5.77	2.95	6.13	88.2	8.9	11	0.67	1245

***** See Appendix Page for comments regarding this certificate *****

ALS Canada Ltd.
2103 Dollarton Hwy
North Vancouver BC V7H 0A7
Phone: 604 984 0221 Fax: 604 984 0218 www.alsglobal.com

To: **SILVER RANGE RESOURCES LTD.**
C/O ARCHER, CATHRO & ASSOCIATES (1981) LIMITED
1016-510 W HASTINGS ST
VANCOUVER BC V6B 1L8

Finalized Date: 6-AUG-2012
Account: RANSIL

Project: Keg-Group 7

CERTIFICATE OF ANALYSIS WH12172347

Sample Description	Method	ME-MS61	ME-MS61	ME-MS61	ME-MS61	ME-MS61	ME-MS61	ME-MS61	ME-MS61	ME-MS61	ME-MS61	ME-MS61	ME-MS61	ME-MS61	ME-MS61	ME-MS61
	Analyte	Fe	Ga	Ge	Hf	In	K	La	Li	Mg	Mn	Mo	Na	Nb	Ni	P
	Units	%	ppm	ppm	ppm	ppm	%	ppm	ppm	%	ppm	ppm	%	ppm	ppm	ppm
	LOR	0.01	0.05	0.05	0.1	0.005	0.01	0.5	0.2	0.01	5	0.05	0.01	0.1	0.2	10
L840551		9.38	14.65	0.30	0.3	1.490	0.02	4.4	10.6	2.03	19350	1.28	0.03	3.8	13.6	320
L840552		5.85	20.1	0.42	0.9	0.841	1.08	16.5	77.8	1.79	9530	0.55	0.02	5.6	5.6	570
L840553		7.43	32.9	1.04	1.0	25.3	0.17	23.6	75.2	1.77	5610	27.5	0.02	9.2	7.8	790
L840554		7.66	23.1	0.26	1.3	0.927	0.23	35.6	71.4	1.59	9320	0.28	0.02	12.7	13.0	860
L840555		7.43	32.6	0.49	1.0	13.85	0.47	28.2	87.3	1.72	5870	0.72	0.04	10.0	11.9	550
L840556		6.60	33.4	0.73	1.4	0.968	0.86	29.4	97.2	2.33	5250	2.91	0.04	7.3	6.5	1160
L840557		6.01	29.5	0.24	1.3	1.480	1.18	32.3	86.3	1.42	5530	25.4	0.06	10.0	14.8	740
L840558		8.55	20.7	0.16	1.3	0.176	0.17	38.0	10.7	2.44	5230	0.38	0.03	9.0	8.3	940
L840559		7.03	19.20	0.14	0.9	1.350	0.14	34.0	27.0	2.05	4670	0.84	1.14	14.9	7.5	970
L840560		6.93	15.70	0.06	0.9	0.683	0.56	2.3	52.5	0.24	1480	2.98	2.55	10.0	0.5	690
L840561		14.30	9.14	0.25	0.8	0.126	0.15	40.3	30.3	2.98	6720	0.75	0.05	7.0	11.0	450
L840562		1.25	3.80	<0.05	0.1	0.404	0.46	3.4	64.8	0.08	196	3.53	0.01	0.4	4.9	120
L840563		14.85	3.89	0.78	0.2	0.067	0.09	58.9	43.6	3.01	2010	0.44	0.02	1.9	1.6	240
L840564		6.90	3.51	0.10	0.2	0.058	0.03	17.3	12.7	9.64	1130	1.41	0.03	3.0	9.1	140
L840565		1.62	8.40	<0.05	2.0	0.015	1.23	20.3	17.8	2.90	309	33.0	0.07	8.6	104.5	700
L840566		3.14	10.70	<0.05	2.2	0.022	1.32	23.2	4.4	0.47	79	32.4	0.03	9.6	7.7	650
L840567		2.08	8.07	<0.05	2.1	0.019	1.34	19.4	14.7	3.81	423	23.8	0.06	7.9	100.5	700
L840577		5.21	10.00	<0.05	1.0	0.024	0.05	11.1	32.0	11.95	2470	9.85	0.05	3.4	87.8	900
L840592		1.51	3.08	<0.05	0.5	0.010	0.51	5.0	20.9	0.98	389	2.94	0.04	4.0	40.9	100
L840593		1.85	5.79	<0.05	2.1	0.013	1.77	14.2	46.7	0.45	448	5.43	0.02	12.4	55.1	410
L840594		7.30	24.3	0.24	2.1	0.101	0.03	49.1	45.0	1.83	1640	0.36	0.01	57.3	53.9	3460
L840595		6.91	2.37	0.14	0.1	0.069	0.03	30.0	44.3	8.68	3230	0.22	0.03	1.4	26.2	170
L840596		8.32	27.6	0.32	2.0	0.078	0.01	71.9	25.8	1.52	1420	6.15	0.01	49.6	53.0	1790
L840597		1.83	2.97	<0.05	0.4	0.026	0.38	2.7	17.9	0.12	63	10.20	0.01	2.1	3.5	130
L840598		3.67	4.63	2.32	0.9	0.359	0.33	9.2	32.2	0.19	116	21.2	0.01	5.0	8.7	590
L840600		8.27	4.62	0.74	0.2	0.142	0.06	49.2	40.0	3.00	3470	0.86	0.03	1.7	4.9	210
L840601		8.61	4.20	0.27	0.1	0.018	0.02	39.8	48.2	2.15	1780	0.92	0.01	1.2	3.9	110

***** See Appendix Page for comments regarding this certificate *****

ALS Canada Ltd.
2103 Dollarton Hwy
North Vancouver BC V7H 0A7
Phone: 604 984 0221 Fax: 604 984 0218 www.alsglobal.com

To: **SILVER RANGE RESOURCES LTD.**
C/O ARCHER, CATHRO & ASSOCIATES (1981) LIMITED
1016- 510 W HASTINGS ST
VANCOUVER BC V6B 1L8

Finalized Date: 6- AUG- 2012
Account: RANSIL

Project: Keg- Group 7

CERTIFICATE OF ANALYSIS WH12172347

Sample Description	Method	ME-MS61	ME-MS61	ME-MS61	ME-MS61	ME-MS61	ME-MS61	ME-MS61	ME-MS61	ME-MS61	ME-MS61	ME-MS61	ME-MS61	ME-MS61	ME-MS61	ME-MS61
	Analyte	Pb	Rb	Re	S	Sb	Sc	Se	Sn	Sr	Ta	Te	Th	Ti	Tl	U
	Units	ppm	ppm	ppm	%	ppm	ppm	ppm	ppm	ppm	ppm	ppm	ppm	%	ppm	ppm
	LOR	0.5	0.1	0.002	0.01	0.05	0.1	1	0.2	0.2	0.05	0.05	0.2	0.005	0.02	0.1
L840551		>10000	1.1	0.015	1.44	10.55	2.0	61	347	77.6	0.27	0.23	1.6	0.054	0.17	0.8
L840552		>10000	87.9	0.008	2.39	32.4	4.0	119	107.0	283	0.33	0.76	5.1	0.140	0.96	0.9
L840553		>10000	12.4	0.023	1.08	49.4	6.2	297	>500	334	0.51	3.08	7.4	0.181	0.89	1.1
L840554		>10000	18.1	0.002	0.66	21.9	6.9	43	176.0	378	0.83	0.29	10.6	0.246	0.28	1.4
L840555		>10000	31.5	0.004	1.03	24.9	6.8	115	337	341	0.71	1.11	7.9	0.214	0.71	1.2
L840556		>10000	86.0	0.061	2.48	14.35	4.2	181	152.0	300	0.50	1.91	9.2	0.185	1.68	1.5
L840557		>10000	106.0	0.003	0.35	14.90	8.0	41	230	386	0.65	0.43	10.3	0.285	1.22	1.5
L840558		370	9.0	0.002	<0.01	5.71	6.2	3	15.5	348	0.60	<0.05	12.4	0.246	0.09	1.6
L840559		97.9	10.0	0.015	1.59	2.06	8.0	3	88.8	225	0.67	0.98	11.1	0.264	0.29	6.0
L840560		1535	43.0	<0.002	1.78	21.1	3.9	11	14.6	125.0	3.07	0.20	1.6	0.029	0.42	21.3
L840561		46.9	10.4	<0.002	0.52	6.40	5.6	2	9.7	160.5	0.43	<0.05	13.6	0.184	0.14	1.4
L840562		>10000	57.4	0.002	0.78	5720	1.8	7	44.8	2.6	<0.05	<0.05	1.1	0.024	0.66	2.4
L840563		>10000	3.0	0.003	0.74	94.4	2.5	81	3.9	15.2	0.08	0.35	0.5	0.036	0.21	0.1
L840564		1735	1.0	<0.002	0.73	42.1	2.4	16	0.4	10.9	0.17	0.17	0.6	0.049	0.61	0.2
L840565		111.5	48.5	0.034	0.23	17.00	5.3	5	1.0	116.0	0.53	0.11	5.5	0.166	0.82	10.3
L840566		85.7	49.4	0.003	0.69	18.80	6.1	7	1.1	151.0	0.58	0.16	7.7	0.203	1.15	6.8
L840567		54.3	50.9	0.018	0.13	23.0	6.2	5	1.0	139.0	0.52	0.12	5.6	0.167	0.87	9.9
L840577		650	2.2	0.003	<0.01	20.6	6.0	4	10.4	22.9	0.21	<0.05	2.9	0.080	0.17	3.3
L840592		19.5	16.5	<0.002	<0.01	7.52	2.1	1	0.6	43.4	0.17	<0.05	1.7	0.048	0.18	1.6
L840593		14.1	67.5	0.003	<0.01	12.35	4.5	2	0.9	48.5	0.74	<0.05	5.2	0.181	0.89	4.5
L840594		542	3.6	0.002	<0.01	13.15	23.8	4	2.5	373	3.33	<0.05	3.8	1.985	0.22	0.9
L840595		1585	2.5	<0.002	0.23	4.93	3.0	11	0.3	80.7	0.07	0.05	0.2	0.033	0.23	0.1
L840596		48.7	0.7	0.002	<0.01	17.00	23.4	6	2.0	713	2.46	<0.05	5.0	0.942	0.05	1.1
L840597		5760	23.7	0.002	0.19	51.4	1.4	21	10.8	9.7	0.11	0.15	1.0	0.044	0.55	1.9
L840598		>10000	29.8	0.007	1.85	324	2.0	716	55.2	14.3	0.15	4.85	2.9	0.112	1.40	2.9
L840600		>10000	2.9	0.004	2.03	123.0	3.2	133	3.4	38.7	0.08	0.63	0.4	0.033	0.19	0.2
L840601		1680	1.6	<0.002	2.12	12.75	1.8	12	2.1	9.9	0.07	0.06	0.3	0.023	0.12	0.1

***** See Appendix Page for comments regarding this certificate *****

ALS Canada Ltd.
2103 Dollarton Hwy
North Vancouver BC V7H 0A7
Phone: 604 984 0221 Fax: 604 984 0218 www.alsglobal.com

To: **SILVER RANGE RESOURCES LTD.**
C/O ARCHER, CATHRO & ASSOCIATES (1981) LIMITED
1016-510 W HASTINGS ST
VANCOUVER BC V6B 1L8

Finalized Date: 6-AUG-2012
Account: RANSIL

Project: Keg-Group 7

CERTIFICATE OF ANALYSIS WH12172347

Sample Description	Method	ME-MS61	ME-MS61	ME-MS61	ME-MS61	ME-MS61	Ag-OG62	Cu-OG62	Pb-OG62	Zn-OG62	W-XRF05	Sn-XRF05
	Analyte	V	W	Y	Zn	Zr	Ag	Cu	Pb	Zn	W	Sn
	Units	ppm	ppm	ppm	ppm	ppm	ppm	%	%	%	ppm	ppm
	LOR	1	0.1	0.1	2	0.5	1	0.001	0.001	0.001	10	5
L840551		14	1040	6.8	>10000	7.8			2.50	2.10	1150	
L840552		25	600	8.9	>10000	27.8			2.96	2.34	630	
L840553		43	1420	19.7	1680	29.0	825		5.02		1730	695
L840554		35	15.2	19.2	4640	40.6			1.105			
L840555		43	268	18.2	6190	29.1	262		2.64			
L840556		47	4970	19.8	>10000	39.5	367		4.37	3.65	5690	
L840557		44	23.9	16.3	5660	35.4			1.060			
L840558		31	18.4	20.1	306	30.8						
L840559		42	1170	27.1	225	26.0					1170	
L840560		28	5.8	5.5	789	14.1	121	1.315				
L840561		22	6.3	14.7	242	25.4						
L840562		69	0.9	1.4	7090	4.3	215		1.090			
L840563		34	1.5	36.3	3120	3.9	112		3.04			
L840564		31	1.8	39.9	520	7.2						
L840565		740	1.2	22.0	389	77.6						
L840566		925	1.8	10.1	160	89.8						
L840567		873	1.1	26.7	788	78.7						
L840577		575	0.8	18.4	4080	46.4						
L840592		213	0.7	6.7	212	14.0						
L840593		520	0.9	22.5	31	81.8						
L840594		323	4.2	19.8	505	59.2						
L840595		24	1.5	17.5	644	1.9						
L840596		174	2.5	38.6	138	67.3						
L840597		159	1.2	1.2	241	13.0						
L840598		166	0.6	4.6	1380	36.9	674		7.87			
L840600		38	1.1	40.5	>10000	4.5	179		6.21	2.38		
L840601		36	0.4	44.3	589	2.9						

***** See Appendix Page for comments regarding this certificate *****

ALS Canada Ltd.
2103 Dollarton Hwy
North Vancouver BC V7H 0A7
Phone: 604 984 0221 Fax: 604 984 0218 www.alsglobal.com

To: **SILVER RANGE RESOURCES LTD.**
C/O ARCHER, CATHRO & ASSOCIATES (1981) LIMITED
1016-510 W HASTINGS ST
VANCOUVER BC V6B 1L8

Finalized Date: 6-AUG-2012
Account: RANSIL

Project: Keg-Group 7

CERTIFICATE OF ANALYSIS WH12172347

Method	CERTIFICATE COMMENTS
ME-MS61	Interference: Ca>10% on ICP-MS As, ICP-AES results shown.
ME-MS61	REE's may not be totally soluble in this method.

ALS Canada Ltd.

2103 Dollarton Hwy
North Vancouver BC V7H 0A7
Phone: 604 984 0221 Fax: 604 984 0218 www.alsglobal.com

To: **SILVER RANGE RESOURCES LTD.**
C/O ARCHER, CATHRO & ASSOCIATES (1981) LIMITED
1016-510 W HASTINGS ST
VANCOUVER BC V6B 1L8

Finalized Date: 31-JUL-2012
This copy reported on 1-AUG-2012
Account: RANSIL

CERTIFICATE WH12173671

Project: Hammer - Keg

P.O. No.: Batch 8

This report is for 36 Drill Core samples submitted to our lab in Whitehorse, YT, Canada on 25-JUL-2012.

The following have access to data associated with this certificate:

MATT DUMALA	JOAN MARIACHER	

SAMPLE PREPARATION

ALS CODE	DESCRIPTION
FND-02	Find Sample for Addn Analysis

ANALYTICAL PROCEDURES

ALS CODE	DESCRIPTION	INSTRUMENT
Pb-OG62	Ore Grade Pb - Four Acid	VARIABLE
Zn-OG62	Ore Grade Zn - Four Acid	VARIABLE
ME-MS61	48 element four acid ICP-MS	
Ag-OG62	Ore Grade Ag - Four Acid	VARIABLE
ME-OG62	Ore Grade Elements - Four Acid	ICP-AES

To: **SILVER RANGE RESOURCES LTD.**
ATTN: JOAN MARIACHER
C/O ARCHER, CATHRO & ASSOCIATES (1981) LIMITED
1016-510 W HASTINGS ST
VANCOUVER BC V6B 1L8

This is the Final Report and supersedes any preliminary report with this certificate number. Results apply to samples as submitted. All pages of this report have been checked and approved for release.

***** See Appendix Page for comments regarding this certificate *****

Comments: **RE-ASSAY RESULTS FOR SAMPLES ORIGINALLY REPORTED ON CERTIFICATE WH12153602**

Signature: 

Colin Ramshaw, Vancouver Laboratory Manager

ALS Canada Ltd.
2103 Dollarton Hwy
North Vancouver BC V7H 0A7
Phone: 604 984 0221 Fax: 604 984 0218 www.alsglobal.com

To: **SILVER RANGE RESOURCES LTD.**
C/O ARCHER, CATHRO & ASSOCIATES (1981) LIMITED
1016-510 W HASTINGS ST
VANCOUVER BC V6B 1L8

Finalized Date: 31-JUL-2012
Account: RANSIL

Project: Hammer - Keg

CERTIFICATE OF ANALYSIS WH12173671

Sample Description	Method	ME-MS61	ME-MS61	ME-MS61	ME-MS61	ME-MS61	ME-MS61	ME-MS61	ME-MS61	ME-MS61	ME-MS61	ME-MS61	ME-MS61	ME-MS61	ME-MS61	ME-MS61
	Analyte	Ag	Al	As	Ba	Be	Bi	Ca	Cd	Ce	Co	Cr	Cs	Cu	Fe	Ga
	Units	ppm	%	ppm	ppm	ppm	ppm	%	ppm	ppm	ppm	ppm	ppm	ppm	%	ppm
	LOR	0.01	0.01	0.2	10	0.05	0.01	0.01	0.02	0.01	0.1	1	0.05	0.2	0.01	0.05
L845753		1.06	7.21	26.9	410	5.44	0.48	0.37	0.56	74.1	2.5	13	24.2	7.3	1.43	27.8
L845754		>100	3.90	1030	130	3.16	0.63	0.50	19.85	41.8	2.2	14	14.35	234	4.06	17.60
L845755		3.02	6.77	106.5	260	3.91	0.98	0.36	1.78	65.8	1.7	12	22.2	9.2	1.82	24.9
L845756		1.01	0.08	<5	10	0.09	0.02	21.0	0.10	1.55	1.4	2	0.21	2.1	0.44	0.37
L845757		0.07	7.41	108.5	500	5.85	0.57	0.61	0.37	78.8	3.0	12	18.95	9.7	2.02	28.0
L845758		0.34	6.89	1.4	490	6.54	0.54	1.24	0.07	68.4	3.3	16	11.35	9.9	1.42	26.8
L845759		0.02	7.18	1.3	510	6.54	0.56	1.12	0.04	71.2	3.1	18	10.50	8.2	1.45	27.2
L845760		0.20	6.93	0.9	490	6.08	0.66	1.02	0.16	69.9	2.6	14	8.64	2.6	1.36	25.1
L845761		0.14	7.31	0.8	520	6.30	0.64	1.17	0.09	73.9	2.7	20	7.36	1.6	1.44	26.9
L845762		0.21	7.28	0.9	510	6.03	0.55	1.15	0.12	70.5	2.7	15	7.11	1.1	1.42	26.4
L845763		0.02	7.42	0.6	510	6.20	0.51	1.24	0.05	87.4	3.3	17	9.04	6.7	1.57	27.7
L845764		8.51	7.74	82.1	380	5.84	0.49	0.36	0.57	83.3	4.7	13	27.4	13.3	1.33	28.7
L845765		0.25	7.56	9.3	390	5.25	0.43	0.29	0.08	62.9	4.6	14	28.4	7.2	0.91	29.4
L845766		0.24	7.30	10.5	510	5.91	0.53	0.31	0.10	63.8	3.5	13	30.7	4.2	2.04	28.7
L845767		0.12	7.17	1.0	460	5.92	0.37	1.02	0.03	71.2	3.2	15	9.15	11.6	1.46	27.0
L845768		0.03	0.09	<5	20	0.10	0.07	20.8	0.06	1.59	1.4	2	0.22	2.0	0.42	0.34
L845769		0.06	7.14	0.5	500	5.72	0.66	1.20	0.03	78.0	3.1	18	12.90	4.6	1.55	27.1
L845770		0.16	7.27	1.7	500	6.38	0.50	0.75	0.02	78.7	2.6	14	23.3	2.0	1.33	26.9
L845771		0.19	7.11	5.9	480	5.78	0.99	0.34	0.03	68.0	4.7	13	23.6	7.8	1.46	27.3
L845772		0.09	7.00	1.9	490	6.01	0.45	0.88	0.04	64.4	3.4	13	24.1	5.4	1.31	27.3
L845773		0.04	6.81	1.3	480	6.27	0.50	1.28	0.03	68.0	3.1	15	16.70	6.8	1.37	26.1
L845774		61.2	4.82	2590	560	0.74	3.64	6.71	120.0	28.6	13.3	43	3.07	983	3.65	10.80
L845775		1.39	7.23	2.4	550	6.09	0.47	0.98	0.08	76.8	2.8	14	9.41	8.0	1.40	26.9
L845776		>100	7.00	245	480	4.41	0.38	0.27	7.63	78.7	2.9	11	22.0	211	1.76	25.7
L845777		16.05	7.64	15.0	630	5.40	0.48	0.38	2.33	72.5	1.1	12	14.85	8.4	1.12	25.4
L845778		28.1	6.60	598	340	4.48	0.33	0.21	5.23	73.7	2.9	12	19.80	11.1	2.32	23.2
L845779		22.2	6.40	462	330	4.04	0.33	0.19	4.21	71.5	2.8	10	19.55	7.8	1.94	23.3
L845780		1.24	7.64	13.7	600	5.86	0.53	0.75	0.11	83.7	2.4	10	17.45	2.3	1.44	25.7
L845781		0.31	7.96	3.5	550	5.96	0.64	1.21	0.06	78.6	3.1	17	12.95	8.5	1.73	26.6
L845782		2.68	6.27	52.8	290	6.62	0.42	2.08	0.21	55.3	3.3	13	53.7	7.7	1.58	22.3
L845783		0.21	7.32	1.7	540	5.44	0.38	1.13	0.03	76.6	2.8	15	13.80	7.3	1.47	25.6
L845784		NSS	NSS	NSS	NSS	NSS	NSS	NSS	NSS	NSS	NSS	NSS	NSS	NSS	NSS	NSS
L845785		0.15	7.69	1.4	560	5.83	0.50	1.06	<0.02	78.5	2.4	12	12.25	2.4	1.43	24.4
L845786		0.21	8.01	7.1	600	5.95	0.59	0.40	0.02	68.4	2.5	9	21.3	2.8	1.51	25.2
L845787		0.34	7.44	74.0	640	5.27	0.42	0.21	0.07	74.1	2.2	10	19.55	3.2	1.76	25.2
L845788		0.12	7.73	7.4	470	6.78	0.50	0.62	0.02	70.1	2.3	12	20.9	3.0	1.45	25.7

Comments: **RE-ASSAY RESULTS FOR SAMPLES ORIGINALLY REPORTED ON CERTIFICATE WH12153602**

***** See Appendix Page for comments regarding this certificate *****

ALS Canada Ltd.
2103 Dollarton Hwy
North Vancouver BC V7H 0A7
Phone: 604 984 0221 Fax: 604 984 0218 www.alsglobal.com

To: **SILVER RANGE RESOURCES LTD.**
C/O ARCHER, CATHRO & ASSOCIATES (1981) LIMITED
1016-510 W HASTINGS ST
VANCOUVER BC V6B 1L8

Finalized Date: 31-JUL-2012
Account: RANSIL

Project: Hammer - Keg

CERTIFICATE OF ANALYSIS WH12173671

Sample Description	Method	ME-MS61	ME-MS61	ME-MS61	ME-MS61	ME-MS61	ME-MS61	ME-MS61	ME-MS61	ME-MS61	ME-MS61	ME-MS61	ME-MS61	ME-MS61	ME-MS61	ME-MS61
	Analyte	Ge	Hf	In	K	La	Li	Mg	Mn	Mo	Na	Nb	Ni	P	Pb	Rb
	Units	ppm	ppm	ppm	%	ppm	ppm	%	ppm	ppm	%	ppm	ppm	ppm	ppm	ppm
	LOR	0.05	0.1	0.005	0.01	0.5	0.2	0.01	5	0.05	0.01	0.1	0.2	10	0.5	0.1
L845753		0.14	1.7	0.040	3.60	35.7	460	0.23	1560	0.57	0.23	11.5	2.4	540	53.7	300
L845754		0.13	0.7	0.030	1.91	21.7	60.3	0.21	69500	0.42	0.04	4.9	1.4	200	1755	183.0
L845755		0.15	1.2	0.031	3.39	32.5	146.0	0.24	15200	0.40	0.07	9.0	1.2	480	123.5	302
L845756		0.08	<0.1	<0.005	0.03	0.7	1.3	12.50	322	0.11	0.01	0.4	2.1	230	4.9	1.9
L845757		0.15	1.5	0.036	3.77	38.3	139.0	0.39	384	0.38	1.00	10.3	3.1	570	41.0	279
L845758		0.16	1.2	0.039	3.41	33.1	58.2	0.39	375	0.29	1.92	10.6	3.4	630	40.6	234
L845759		0.21	1.4	0.038	3.52	34.8	84.4	0.40	272	0.29	2.04	12.4	3.2	550	40.7	250
L845760		0.18	1.5	0.034	3.46	34.5	58.4	0.37	289	0.26	1.99	12.3	2.4	490	46.9	225
L845761		0.19	1.6	0.033	3.74	35.8	57.4	0.38	299	0.31	2.02	12.2	2.8	480	50.3	243
L845762		0.20	1.6	0.034	3.73	34.5	55.3	0.38	300	0.30	2.01	12.5	2.7	470	46.2	241
L845763		0.21	1.1	0.045	3.67	41.3	60.2	0.37	319	0.43	1.98	13.4	3.6	660	39.2	223
L845764		0.21	1.2	0.041	3.62	40.6	266	0.22	2200	1.22	0.24	12.8	3.3	600	73.7	261
L845765		0.17	1.2	0.040	3.74	28.0	132.0	0.20	741	0.83	0.35	12.8	2.9	610	42.5	268
L845766		0.20	1.0	0.039	3.78	30.1	53.7	0.24	1790	1.09	1.40	12.2	4.8	610	40.5	316
L845767		0.18	1.2	0.039	3.72	34.3	51.4	0.35	279	0.18	1.78	12.4	3.3	600	36.2	266
L845768		0.10	<0.1	<0.005	0.04	0.8	1.4	12.35	182	0.12	0.01	0.4	2.2	200	3.7	2.0
L845769		0.18	1.8	0.038	3.59	37.6	77.2	0.40	278	0.28	2.02	11.5	2.7	520	41.9	248
L845770		0.22	1.8	0.036	3.77	39.3	84.0	0.25	223	0.27	1.42	11.0	2.4	560	44.1	254
L845771		0.19	1.6	0.040	3.60	31.4	191.0	0.21	375	0.88	0.37	10.9	3.5	580	41.7	247
L845772		0.18	1.3	0.044	3.75	28.9	212	0.17	528	0.51	0.14	10.9	3.2	600	39.6	241
L845773		0.19	1.7	0.038	3.43	32.2	87.2	0.32	286	0.22	1.63	10.2	3.1	470	38.8	231
L845774		0.15	1.2	0.079	1.30	14.7	13.6	0.67	2670	5.26	1.22	4.7	26.3	630	>10000	62.5
L845775		0.16	1.9	0.040	3.60	38.1	63.6	0.37	298	0.18	1.96	11.0	2.6	480	46.9	244
L845776		0.17	1.7	0.027	3.95	38.4	109.5	0.18	10900	0.42	0.58	10.6	2.2	370	823	297
L845777		0.15	2.0	0.031	4.51	33.8	120.0	0.16	683	0.18	1.13	10.9	2.6	510	163.0	323
L845778		0.18	1.8	0.019	3.84	40.1	107.0	0.19	17850	0.68	0.10	10.0	3.5	470	513	334
L845779		0.16	1.7	0.018	3.79	36.5	102.5	0.19	15000	0.62	0.08	9.9	3.4	450	386	334
L845780		0.21	2.0	0.035	4.17	41.9	76.0	0.28	1800	0.35	1.61	11.4	2.8	590	66.5	280
L845781		0.19	1.8	0.045	3.93	39.3	109.0	0.39	719	0.29	1.69	10.8	4.9	480	51.9	262
L845782		0.16	1.5	0.035	3.40	24.6	141.5	0.34	5320	0.35	0.08	10.0	4.4	430	81.5	284
L845783		0.18	1.4	0.042	4.00	37.2	44.1	0.25	346	0.31	1.74	10.7	3.7	600	41.3	267
L845784		NSS	NSS	NSS	NSS	NSS	NSS	NSS	NSS	NSS	NSS	NSS	NSS	NSS	NSS	NSS
L845785		0.20	1.8	0.036	3.99	39.8	44.7	0.31	261	0.22	1.73	11.1	3.0	510	44.0	287
L845786		0.18	1.7	0.034	4.20	34.2	112.0	0.24	265	0.21	1.16	11.2	2.6	550	52.5	280
L845787		0.17	1.6	0.040	4.37	40.5	261	0.25	2250	0.41	0.11	10.6	3.2	470	42.6	352
L845788		0.18	1.8	0.036	3.78	33.5	146.5	0.25	356	0.22	0.60	11.4	2.8	530	40.4	296

Comments: **RE-ASSAY RESULTS FOR SAMPLES ORIGINALLY REPORTED ON CERTIFICATE WH12153602**

***** See Appendix Page for comments regarding this certificate *****

ALS Canada Ltd.
2103 Dollarton Hwy
North Vancouver BC V7H 0A7
Phone: 604 984 0221 Fax: 604 984 0218 www.alsglobal.com

To: **SILVER RANGE RESOURCES LTD.**
C/O ARCHER, CATHRO & ASSOCIATES (1981) LIMITED
1016-510 W HASTINGS ST
VANCOUVER BC V6B 1L8

Finalized Date: 31-JUL-2012
Account: RANSIL

Project: Hammer - Keg

CERTIFICATE OF ANALYSIS WH12173671

Sample Description	Method	ME-MS61	ME-MS61	ME-MS61	ME-MS61	ME-MS61	ME-MS61	ME-MS61	ME-MS61	ME-MS61	ME-MS61	ME-MS61	ME-MS61	ME-MS61	ME-MS61	ME-MS61
	Analyte	Re	S	Sb	Sc	Se	Sn	Sr	Ta	Te	Th	Ti	Tl	U	V	W
	Units	ppm	%	ppm	ppm	ppm	ppm	ppm	ppm	ppm	ppm	%	ppm	ppm	ppm	ppm
	LOR	0.002	0.01	0.05	0.1	1	0.2	0.2	0.05	0.05	0.2	0.005	0.02	0.1	1	0.1
L845753		<0.002	0.03	7.22	5.1	1	8.2	66.6	0.99	<0.05	17.5	0.188	2.14	9.4	23	5.4
L845754		<0.002	0.40	388	2.2	1	41.9	41.1	0.45	<0.05	8.8	0.088	2.23	14.9	10	1.5
L845755		<0.002	0.05	13.35	4.3	1	9.5	41.3	0.88	<0.05	16.0	0.166	3.09	9.9	22	2.3
L845756		<0.002	0.01	0.89	0.3	1	0.2	47.6	<0.05	<0.05	0.2	<0.005	0.02	0.8	2	0.1
L845757		<0.002	<0.01	11.50	5.0	1	7.6	111.0	1.07	<0.05	19.0	0.191	1.71	9.4	25	2.2
L845758		<0.002	0.02	0.55	4.7	1	7.6	166.0	1.19	<0.05	16.6	0.184	1.47	6.2	25	0.8
L845759		<0.002	0.01	0.17	5.3	1	7.3	175.0	1.32	<0.05	16.9	0.193	1.55	9.3	25	0.9
L845760		<0.002	<0.01	0.36	4.4	1	8.1	164.5	1.17	<0.05	16.8	0.176	1.45	8.1	21	0.9
L845761		<0.002	<0.01	0.20	5.2	1	8.9	177.0	1.14	<0.05	17.5	0.187	1.60	6.8	23	1.0
L845762		<0.002	<0.01	0.24	5.1	1	9.1	175.0	1.14	<0.05	17.2	0.190	1.60	5.2	23	1.0
L845763		<0.002	<0.01	0.42	5.4	1	7.4	174.5	0.97	<0.05	21.0	0.205	1.39	6.9	29	1.4
L845764		<0.002	<0.01	11.85	5.2	1	11.2	78.6	0.97	<0.05	20.5	0.202	1.96	14.6	28	5.5
L845765		<0.002	<0.01	4.17	5.7	1	7.9	58.2	0.95	<0.05	17.7	0.203	1.78	10.4	29	6.8
L845766		<0.002	<0.01	3.92	5.1	1	7.8	89.3	0.91	<0.05	16.9	0.190	2.23	7.9	28	1.8
L845767		<0.002	<0.01	0.57	5.3	1	7.5	124.5	0.92	<0.05	17.4	0.188	1.70	2.9	26	1.6
L845768		<0.002	0.01	<0.05	0.2	1	<0.2	46.4	<0.05	<0.05	0.2	<0.005	<0.02	0.7	2	0.1
L845769		<0.002	0.01	0.12	5.4	1	7.4	175.5	0.87	<0.05	18.8	0.206	1.57	6.6	25	0.9
L845770		<0.002	<0.01	0.84	4.8	1	6.7	135.5	0.87	<0.05	18.0	0.204	1.58	6.4	25	4.1
L845771		<0.002	<0.01	2.27	5.3	1	7.7	79.1	0.83	<0.05	16.9	0.196	1.61	12.6	24	6.3
L845772		<0.002	<0.01	1.37	5.4	1	7.4	70.9	0.80	<0.05	17.0	0.201	1.59	6.9	25	11.9
L845773		<0.002	0.01	0.51	5.2	1	7.0	155.5	0.78	<0.05	16.4	0.191	1.50	6.2	25	1.5
L845774		0.003	2.61	53.7	8.1	4	2.8	425	0.32	0.19	3.9	0.203	0.76	1.7	61	9.0
L845775		<0.002	<0.01	1.10	5.1	1	6.8	175.5	0.96	<0.05	18.8	0.196	1.53	2.9	23	1.2
L845776		<0.002	0.01	226	4.5	1	76.3	147.0	0.94	<0.05	18.2	0.184	2.64	15.4	22	2.4
L845777		<0.002	<0.01	14.45	4.5	1	6.3	134.0	1.00	<0.05	18.6	0.210	2.53	6.3	24	1.7
L845778		0.002	<0.01	46.4	4.5	<1	26.7	188.0	0.83	<0.05	17.1	0.179	3.67	20.9	22	2.9
L845779		0.003	<0.01	36.6	4.3	<1	28.8	164.0	0.83	<0.05	16.4	0.172	3.55	16.7	21	2.6
L845780		0.002	<0.01	2.31	4.8	<1	7.4	171.5	0.94	<0.05	18.6	0.195	2.00	5.9	22	1.3
L845781		0.005	0.03	0.70	5.5	<1	6.8	162.5	0.94	<0.05	19.5	0.228	2.10	5.7	31	1.7
L845782		0.002	0.41	6.28	4.2	<1	9.7	76.6	0.83	<0.05	13.2	0.199	2.83	9.7	26	2.0
L845783		0.003	0.01	0.55	5.2	<1	6.2	178.0	0.97	<0.05	17.5	0.204	1.95	8.9	27	1.1
L845784		NSS	NSS	NSS	NSS	NSS	NSS	NSS	NSS	NSS	NSS	NSS	NSS	NSS	NSS	NSS
L845785		0.002	<0.01	0.61	4.6	<1	6.3	173.0	1.03	<0.05	18.8	0.192	1.97	7.3	22	1.3
L845786		<0.002	<0.01	1.31	4.5	<1	7.0	128.5	1.11	<0.05	17.3	0.177	1.85	5.7	21	2.3
L845787		0.002	<0.01	5.80	4.5	<1	6.2	88.6	0.96	0.05	16.1	0.177	2.29	8.9	22	4.5
L845788		0.003	<0.01	1.51	4.7	1	6.8	67.3	0.98	<0.05	17.1	0.193	1.98	4.2	23	1.6

Comments: **RE-ASSAY RESULTS FOR SAMPLES ORIGINALLY REPORTED ON CERTIFICATE WH12153602**

***** See Appendix Page for comments regarding this certificate *****

ALS Canada Ltd.
2103 Dollarton Hwy
North Vancouver BC V7H 0A7
Phone: 604 984 0221 Fax: 604 984 0218 www.alsglobal.com

To: **SILVER RANGE RESOURCES LTD.**
C/O ARCHER, CATHRO & ASSOCIATES (1981) LIMITED
1016-510 W HASTINGS ST
VANCOUVER BC V6B 1L8

Finalized Date: 31-JUL-2012
Account: RANSIL

Project: Hammer - Keg

CERTIFICATE OF ANALYSIS WH12173671

Sample Description	Method	ME-MS61	ME-MS61	ME-MS61	Ag-OG62	Pb-OG62	Zn-OG62
	Analyte	Y	Zn	Zr	Ag	Pb	Zn
	Units	ppm	ppm	ppm	ppm	%	%
	LOR	0.1	2	0.5	1	0.001	0.001
L845753		8.8	427	55.6			
L845754		8.8	5720	24.5	537		
L845755		8.6	1320	40.0			
L845756		1.0	27	<0.5			
L845757		10.1	348	47.2			
L845758		8.7	124	39.8			
L845759		8.5	57	46.7			
L845760		9.5	64	49.4			
L845761		10.1	56	52.0			
L845762		9.9	60	51.2			
L845763		9.7	62	35.9			
L845764		9.5	257	38.1			
L845765		8.5	62	36.0			
L845766		10.6	79	31.6			
L845767		10.6	58	38.9			
L845768		0.9	16	0.5			
L845769		9.5	62	56.9			
L845770		10.1	67	54.3			
L845771		9.2	67	47.5			
L845772		8.9	53	41.5			
L845773		8.2	53	52.1			
L845774		12.0	>10000	36.6		1.855	1.890
L845775		9.0	152	63.8			
L845776		8.2	1780	57.4	507		
L845777		8.2	1100	73.5			
L845778		10.1	1180	63.0			
L845779		9.2	1040	66.7			
L845780		9.3	143	73.6			
L845781		9.2	98	66.2			
L845782		8.7	166	55.7			
L845783		9.6	54	51.3			
L845784		NSS	NSS	NSS	NSS	NSS	NSS
L845785		9.4	53	69.5			
L845786		8.0	93	61.7			
L845787		8.4	196	58.7			
L845788		8.2	87	68.8			

Comments: **RE-ASSAY RESULTS FOR SAMPLES ORIGINALLY REPORTED ON CERTIFICATE WH12153602**

***** See Appendix Page for comments regarding this certificate *****

ALS Canada Ltd.
2103 Dollarton Hwy
North Vancouver BC V7H 0A7
Phone: 604 984 0221 Fax: 604 984 0218 www.alsglobal.com

To: **SILVER RANGE RESOURCES LTD.**
C/O ARCHER, CATHRO & ASSOCIATES (1981) LIMITED
1016-510 W HASTINGS ST
VANCOUVER BC V6B 1L8

Finalized Date: 31-JUL-2012
Account: RANSIL

Project: Hammer - Keg

CERTIFICATE OF ANALYSIS WH12173671

Method	CERTIFICATE COMMENTS
ALL METHODS	NSS is non-sufficient sample.
ME-MS61	Interference: Ca>10% on ICP-MS As, ICP-AES results shown.
ME-MS61	REE's may not be totally soluble in this method.

ALS Canada Ltd.

2103 Dollarton Hwy
North Vancouver BC V7H 0A7
Phone: 604 984 0221 Fax: 604 984 0218 www.alsglobal.com

To: **SILVER RANGE RESOURCES LTD.**
C/O ARCHER, CATHRO & ASSOCIATES (1981) LIMITED
1016-510 W HASTINGS ST
VANCOUVER BC V6B 1L8

Finalized Date: 14-AUG-2012
Account: RANSIL

CERTIFICATE WH12174516

Project: Keg-Group 1

P.O. No.:

This report is for 4 Rock samples submitted to our lab in Whitehorse, YT, Canada on 26-JUL-2012.

The following have access to data associated with this certificate:

MATT DUMALA	JOAN MARIACHER	

SAMPLE PREPARATION

ALS CODE	DESCRIPTION
WEI-21	Received Sample Weight
LOG-22	Sample login - Rcd w/o BarCode
CRU-31	Fine crushing - 70%<2mm
CRU-QC	Crushing QC Test
SPL-21	Split sample - riffle splitter
PUL-QC	Pulverizing QC Test
PUL-31	Pulverize split to 85%<75 um

ANALYTICAL PROCEDURES

ALS CODE	DESCRIPTION	INSTRUMENT
Au-AA24	Au 50g FA AA finish	AAS
ME-MS61	48 element four acid ICP-MS	

To: **SILVER RANGE RESOURCES LTD.**
ATTN: JOAN MARIACHER
C/O ARCHER, CATHRO & ASSOCIATES (1981) LIMITED
1016-510 W HASTINGS ST
VANCOUVER BC V6B 1L8

This is the Final Report and supersedes any preliminary report with this certificate number. Results apply to samples as submitted. All pages of this report have been checked and approved for release.

***** See Appendix Page for comments regarding this certificate *****

Signature:

Colin Ramshaw, Vancouver Laboratory Manager

ALS Canada Ltd.
2103 Dollarton Hwy
North Vancouver BC V7H 0A7
Phone: 604 984 0221 Fax: 604 984 0218 www.alsglobal.com

To: **SILVER RANGE RESOURCES LTD.**
C/O ARCHER, CATHRO & ASSOCIATES (1981) LIMITED
1016- 510 W HASTINGS ST
VANCOUVER BC V6B 1L8

Finalized Date: 14- AUG- 2012
Account: RANSIL

Project: Keg- Group 1

CERTIFICATE OF ANALYSIS WH12174516

Sample Description	Method	WEI-21	Au-AA24	ME-MS61	ME-MS61	ME-MS61	ME-MS61	ME-MS61	ME-MS61	ME-MS61	ME-MS61	ME-MS61	ME-MS61	ME-MS61	ME-MS61	ME-MS61
	Analyte	Recvd Wt.	Au	Ag	Al	As	Ba	Be	Bi	Ca	Cd	Ce	Co	Cr	Cs	Cu
	Units	kg	ppm	ppm	%	ppm	ppm	ppm	ppm	%	ppm	ppm	ppm	ppm	ppm	ppm
	LOR	0.02	0.005	0.01	0.01	0.2	10	0.05	0.01	0.01	0.02	0.01	0.1	1	0.05	0.2
M676067		0.71	1.290	2.07	0.52	>10000	120	<0.05	2260	0.03	0.71	6.62	10.5	8	1.48	23.9
M676068		0.93	1.735	1.69	0.31	>10000	110	<0.05	1825	0.03	0.08	1.28	3.8	6	0.44	25.2
M676069		0.64	0.124	0.74	1.39	>10000	200	0.07	601	0.36	0.11	10.75	6.2	22	1.99	56.0
M676071		0.54	<0.005	0.66	4.93	487	2150	1.75	3.01	0.02	0.07	59.5	3.3	107	15.50	44.5

***** See Appendix Page for comments regarding this certificate *****

ALS Canada Ltd.
2103 Dollarton Hwy
North Vancouver BC V7H 0A7
Phone: 604 984 0221 Fax: 604 984 0218 www.alsglobal.com

To: **SILVER RANGE RESOURCES LTD.**
C/O ARCHER, CATHRO & ASSOCIATES (1981) LIMITED
1016- 510 W HASTINGS ST
VANCOUVER BC V6B 1L8

Finalized Date: 14- AUG- 2012
Account: RANSIL

Project: Keg- Group 1

CERTIFICATE OF ANALYSIS WH12174516

Sample Description	Method	ME-MS61	ME-MS61	ME-MS61	ME-MS61	ME-MS61	ME-MS61	ME-MS61	ME-MS61	ME-MS61	ME-MS61	ME-MS61	ME-MS61	ME-MS61	ME-MS61	ME-MS61
	Analyte	Fe	Ga	Ge	Hf	In	K	La	Li	Mg	Mn	Mo	Na	Nb	Ni	P
	Units	%	ppm	ppm	ppm	ppm	%	ppm	ppm	%	ppm	ppm	%	ppm	ppm	ppm
	LOR	0.01	0.05	0.05	0.1	0.005	0.01	0.5	0.2	0.01	5	0.05	0.01	0.1	0.2	10
M676067		20.1	1.87	0.61	0.3	0.083	0.42	3.6	8.9	0.03	21	1.05	0.01	1.7	29.2	80
M676068		23.7	0.86	0.67	0.2	0.074	0.33	1.0	2.7	0.01	<5	0.38	0.01	1.9	10.1	60
M676069		15.30	2.90	0.47	0.7	0.058	1.44	5.5	7.1	0.15	16	0.92	0.04	4.4	8.9	130
M676071		3.03	15.60	0.16	2.5	0.052	2.49	34.2	20.8	0.44	114	1.26	0.06	8.5	21.6	230

***** See Appendix Page for comments regarding this certificate *****

ALS Canada Ltd.
2103 Dollarton Hwy
North Vancouver BC V7H 0A7
Phone: 604 984 0221 Fax: 604 984 0218 www.alsglobal.com

To: **SILVER RANGE RESOURCES LTD.**
C/O ARCHER, CATHRO & ASSOCIATES (1981) LIMITED
1016-510 W HASTINGS ST
VANCOUVER BC V6B 1L8

Finalized Date: 14-AUG-2012
Account: RANSIL

Project: Keg-Group 1

CERTIFICATE OF ANALYSIS WH12174516

Sample Description	Method	ME-MS61	ME-MS61	ME-MS61	ME-MS61	ME-MS61	ME-MS61	ME-MS61	ME-MS61	ME-MS61	ME-MS61	ME-MS61	ME-MS61	ME-MS61	ME-MS61	ME-MS61
	Analyte	Pb	Rb	Re	S	Sb	Sc	Se	Sn	Sr	Ta	Te	Th	Ti	Tl	U
	Units	ppm	ppm	ppm	%	ppm	ppm	ppm	ppm	ppm	ppm	ppm	ppm	%	ppm	ppm
	LOR	0.5	0.1	0.002	0.01	0.05	0.1	1	0.2	0.2	0.05	0.05	0.2	0.005	0.02	0.1
M676067		37.6	21.4	0.002	9.91	520	1.2	78	1.2	21.7	0.07	19.85	1.2	0.023	0.23	0.3
M676068		12.2	13.6	<0.002	>10.0	700	0.8	73	0.4	12.3	0.07	17.20	0.9	0.025	0.12	0.3
M676069		14.0	60.3	<0.002	7.71	205	1.9	48	1.2	124.0	0.22	1.30	2.9	0.078	0.64	1.0
M676071		14.4	118.0	0.009	0.42	2.72	14.3	6	1.7	137.0	0.60	0.20	8.8	0.328	0.84	3.3

***** See Appendix Page for comments regarding this certificate *****

ALS Canada Ltd.
2103 Dollarton Hwy
North Vancouver BC V7H 0A7
Phone: 604 984 0221 Fax: 604 984 0218 www.alsglobal.com

To: **SILVER RANGE RESOURCES LTD.**
C/O ARCHER, CATHRO & ASSOCIATES (1981) LIMITED
1016-510 W HASTINGS ST
VANCOUVER BC V6B 1L8

Finalized Date: 14-AUG-2012
Account: RANSIL

Project: Keg-Group 1

CERTIFICATE OF ANALYSIS WH12174516

Sample Description	Method	ME-MS61	ME-MS61	ME-MS61	ME-MS61	ME-MS61
	Analyte	V	W	Y	Zn	Zr
	Units	ppm	ppm	ppm	ppm	ppm
	LOR	1	0.1	0.1	2	0.5
M676067		29	0.1	2.0	45	13.1
M676068		22	5.9	0.7	3	7.4
M676069		56	1.0	5.1	9	25.2
M676071		185	1.4	19.4	41	92.6

***** See Appendix Page for comments regarding this certificate *****

ALS Canada Ltd.
2103 Dollarton Hwy
North Vancouver BC V7H 0A7
Phone: 604 984 0221 Fax: 604 984 0218 www.alsglobal.com

To: **SILVER RANGE RESOURCES LTD.**
C/O ARCHER, CATHRO & ASSOCIATES (1981) LIMITED
1016-510 W HASTINGS ST
VANCOUVER BC V6B 1L8

Finalized Date: 14-AUG-2012
Account: RANSIL

Project: Keg-Group 1

CERTIFICATE OF ANALYSIS WH12174516

Method	CERTIFICATE COMMENTS
ME-MS61	REE's may not be totally soluble in this method.

ALS Canada Ltd.

2103 Dollarton Hwy
North Vancouver BC V7H 0A7
Phone: 604 984 0221 Fax: 604 984 0218 www.alsglobal.com

To: **SILVER RANGE RESOURCES LTD.**
C/O ARCHER, CATHRO & ASSOCIATES (1981) LIMITED
1016-510 W HASTINGS ST
VANCOUVER BC V6B 1L8

Finalized Date: 12-AUG-2012
Account: RANSIL

CERTIFICATE WH12174517

Project: Keg-Group 2

P.O. No.:

This report is for 6 Rock samples submitted to our lab in Whitehorse, YT, Canada on 26-JUL-2012.

The following have access to data associated with this certificate:

MATT DUMALA	JOAN MARIACHER	

SAMPLE PREPARATION

ALS CODE	DESCRIPTION
WEI-21	Received Sample Weight
LOG-22	Sample login - Rcd w/o BarCode
CRU-31	Fine crushing - 70%<2mm
CRU-QC	Crushing QC Test
SPL-21	Split sample - riffle splitter
PUL-QC	Pulverizing QC Test
PUL-31	Pulverize split to 85%<75 um

ANALYTICAL PROCEDURES

ALS CODE	DESCRIPTION	INSTRUMENT
Au-AA24	Au 50g FA AA finish	AAS
ME-MS61	48 element four acid ICP-MS	

To: **SILVER RANGE RESOURCES LTD.**
ATTN: JOAN MARIACHER
C/O ARCHER, CATHRO & ASSOCIATES (1981) LIMITED
1016-510 W HASTINGS ST
VANCOUVER BC V6B 1L8

This is the Final Report and supersedes any preliminary report with this certificate number. Results apply to samples as submitted. All pages of this report have been checked and approved for release.

***** See Appendix Page for comments regarding this certificate *****

Signature:

Colin Ramshaw, Vancouver Laboratory Manager

ALS Canada Ltd.
2103 Dollarton Hwy
North Vancouver BC V7H 0A7
Phone: 604 984 0221 Fax: 604 984 0218 www.alsglobal.com

To: **SILVER RANGE RESOURCES LTD.**
C/O ARCHER, CATHRO & ASSOCIATES (1981) LIMITED
1016-510 W HASTINGS ST
VANCOUVER BC V6B 1L8

Finalized Date: 12-AUG-2012
Account: RANSIL

Project: Keg-Group 2

CERTIFICATE OF ANALYSIS WH12174517

Sample Description	Method	WEI-21	Au-AA24	ME-MS61	ME-MS61	ME-MS61	ME-MS61	ME-MS61	ME-MS61	ME-MS61	ME-MS61	ME-MS61	ME-MS61	ME-MS61	ME-MS61	ME-MS61
	Analyte	Recvd Wt.	Au	Ag	Al	As	Ba	Be	Bi	Ca	Cd	Ce	Co	Cr	Cs	Cu
	Units	kg	ppm	ppm	%	ppm	ppm	ppm	ppm	%	ppm	ppm	ppm	ppm	ppm	ppm
	LOR	0.02	0.005	0.01	0.01	0.2	10	0.05	0.01	0.01	0.02	0.01	0.1	1	0.05	0.2
M676070		1.55	<0.005	0.50	5.53	39	250	1.39	0.43	10.90	0.16	150.5	70.5	262	4.29	82.8
M676072		0.99	<0.005	3.27	2.82	29.5	1310	1.04	0.18	0.04	2.55	18.40	0.4	84	4.20	12.8
M676073		0.80	<0.005	2.66	2.84	29.8	870	1.22	0.13	0.03	0.63	34.9	0.3	54	3.28	15.5
M676074		0.51	<0.005	0.17	6.38	45.7	1230	0.98	0.65	0.07	0.68	45.4	0.2	11	8.02	3.5
M676075		0.46	<0.005	1.17	1.52	6.3	300	0.27	0.07	0.03	0.12	22.9	0.4	28	1.81	8.4
M676076		0.37	<0.005	0.79	1.41	8.3	300	0.29	0.10	0.03	0.12	20.4	0.4	31	1.91	6.2

***** See Appendix Page for comments regarding this certificate *****

ALS Canada Ltd.
2103 Dollarton Hwy
North Vancouver BC V7H 0A7
Phone: 604 984 0221 Fax: 604 984 0218 www.alsglobal.com

To: **SILVER RANGE RESOURCES LTD.**
C/O ARCHER, CATHRO & ASSOCIATES (1981) LIMITED
1016-510 W HASTINGS ST
VANCOUVER BC V6B 1L8

Finalized Date: 12-AUG-2012
Account: RANSIL

Project: Keg-Group 2

CERTIFICATE OF ANALYSIS WH12174517

Sample Description	Method	ME-MS61	ME-MS61	ME-MS61	ME-MS61	ME-MS61	ME-MS61	ME-MS61	ME-MS61	ME-MS61	ME-MS61	ME-MS61	ME-MS61	ME-MS61	ME-MS61	ME-MS61
	Analyte	Fe	Ga	Ge	Hf	In	K	La	Li	Mg	Mn	Mo	Na	Nb	Ni	P
	Units	%	ppm	ppm	ppm	ppm	%	ppm	ppm	%	ppm	ppm	%	ppm	ppm	ppm
	LOR	0.01	0.05	0.05	0.1	0.005	0.01	0.5	0.2	0.01	5	0.05	0.01	0.1	0.2	10
M676070		8.38	13.55	0.18	2.5	0.079	0.89	80.2	36.6	5.15	1240	7.11	0.75	70.9	315	3310
M676072		0.75	7.54	0.15	1.1	0.012	1.09	13.6	8.2	0.20	43	31.9	0.01	6.4	40.0	120
M676073		1.16	7.23	0.16	1.4	0.015	1.14	22.2	13.9	0.18	64	54.5	0.02	7.0	24.8	150
M676074		0.90	20.6	0.13	2.3	0.115	2.51	21.9	22.4	0.23	25	6.80	0.06	14.0	6.2	1070
M676075		0.78	3.79	0.11	0.7	0.005	0.65	11.7	18.1	0.09	46	1.17	0.02	3.3	2.7	210
M676076		0.86	4.26	0.09	0.7	0.016	0.63	10.5	19.7	0.12	28	2.36	0.01	3.0	2.8	280

***** See Appendix Page for comments regarding this certificate *****

ALS Canada Ltd.
2103 Dollarton Hwy
North Vancouver BC V7H 0A7
Phone: 604 984 0221 Fax: 604 984 0218 www.alsglobal.com

To: **SILVER RANGE RESOURCES LTD.**
C/O ARCHER, CATHRO & ASSOCIATES (1981) LIMITED
1016- 510 W HASTINGS ST
VANCOUVER BC V6B 1L8

Finalized Date: 12- AUG- 2012
Account: RANSIL

Project: Keg- Group 2

CERTIFICATE OF ANALYSIS WH12174517

Sample Description	Method	ME-MS61	ME-MS61	ME-MS61	ME-MS61	ME-MS61	ME-MS61	ME-MS61	ME-MS61	ME-MS61	ME-MS61	ME-MS61	ME-MS61	ME-MS61	ME-MS61	ME-MS61
	Analyte	Pb	Rb	Re	S	Sb	Sc	Se	Sn	Sr	Ta	Te	Th	Ti	Tl	U
	Units	ppm	ppm	ppm	%	ppm	ppm	ppm	ppm	ppm	ppm	ppm	ppm	%	ppm	ppm
	LOR	0.5	0.1	0.002	0.01	0.05	0.1	1	0.2	0.2	0.05	0.05	0.2	0.005	0.02	0.1
M676070		27.5	26.9	0.004	4.79	4.74	20.8	7	2.3	190.0	4.06	0.09	8.5	1.130	0.35	3.1
M676072		26.0	68.6	0.236	0.19	37.2	5.0	43	1.4	30.4	0.44	0.22	4.5	0.128	2.33	7.8
M676073		38.6	67.8	0.231	0.23	47.5	3.6	40	1.6	19.1	0.51	0.14	4.9	0.137	2.66	8.3
M676074		6.7	112.5	0.003	0.14	10.40	3.9	6	10.8	65.9	1.55	<0.05	13.9	0.091	2.63	6.8
M676075		14.1	25.1	0.004	0.11	3.11	1.2	8	0.6	32.8	0.18	<0.05	3.3	0.078	0.93	0.9
M676076		13.1	24.8	0.010	0.25	3.60	1.7	6	0.7	27.9	0.17	<0.05	3.2	0.074	0.96	1.9

***** See Appendix Page for comments regarding this certificate *****

ALS Canada Ltd.
2103 Dollarton Hwy
North Vancouver BC V7H 0A7
Phone: 604 984 0221 Fax: 604 984 0218 www.alsglobal.com

To: **SILVER RANGE RESOURCES LTD.**
C/O ARCHER, CATHRO & ASSOCIATES (1981) LIMITED
1016-510 W HASTINGS ST
VANCOUVER BC V6B 1L8

Finalized Date: 12-AUG-2012
Account: RANSIL

Project: Keg-Group 2

CERTIFICATE OF ANALYSIS WH12174517

Sample Description	Method	ME-MS61	ME-MS61	ME-MS61	ME-MS61	ME-MS61
	Analyte	V	W	Y	Zn	Zr
	Units	ppm	ppm	ppm	ppm	ppm
	LOR	1	0.1	0.1	2	0.5
M676070		190	0.9	23.2	29	95.8
M676072		2350	0.9	9.6	27	37.6
M676073		1620	1.0	6.0	15	48.1
M676074		48	2.3	15.1	14	63.4
M676075		52	0.4	3.9	3	24.1
M676076		61	0.3	4.9	8	26.9

***** See Appendix Page for comments regarding this certificate *****

ALS Canada Ltd.
2103 Dollarton Hwy
North Vancouver BC V7H 0A7
Phone: 604 984 0221 Fax: 604 984 0218 www.alsglobal.com

To: **SILVER RANGE RESOURCES LTD.**
C/O ARCHER, CATHRO & ASSOCIATES (1981) LIMITED
1016-510 W HASTINGS ST
VANCOUVER BC V6B 1L8

Finalized Date: 12-AUG-2012
Account: RANSIL

Project: Keg-Group 2

CERTIFICATE OF ANALYSIS WH12174517

Method	CERTIFICATE COMMENTS
ME-MS61	Interference: Ca>10% on ICP-MS As, ICP-AES results shown.
ME-MS61	REE's may not be totally soluble in this method.

ALS Canada Ltd.

2103 Dollarton Hwy
North Vancouver BC V7H 0A7
Phone: 604 984 0221 Fax: 604 984 0218 www.alsglobal.com

To: **SILVER RANGE RESOURCES LTD.**
C/O ARCHER, CATHRO & ASSOCIATES (1981) LIMITED
1016-510 W HASTINGS ST
VANCOUVER BC V6B 1L8

Finalized Date: 17-AUG-2012
Account: RANSIL

CERTIFICATE WH12174518

Project: KEG (Main - Group 2)

P.O. No.: Batch 51

This report is for 36 Drill Core samples submitted to our lab in Whitehorse, YT, Canada on 26-JUL-2012.

The following have access to data associated with this certificate:

MATT DUMALA	JOAN MARIACHER	HEATHER SMITH

SAMPLE PREPARATION

ALS CODE	DESCRIPTION
WEI-21	Received Sample Weight
LOG-22	Sample login - Rcd w/o BarCode
CRU-31	Fine crushing - 70%<2mm
CRU-QC	Crushing QC Test
SPL-21	Split sample - riffle splitter
PUL-QC	Pulverizing QC Test
PUL-31	Pulverize split to 85%<75 um
LOG-22d	Sample login - Rcd w/o BarCode dup
SPL-21d	Split sample - duplicate
PUL-31d	Pulverize Split - duplicate
LOG-23	Pulp Login - Rcvd with Barcode

ANALYTICAL PROCEDURES

ALS CODE	DESCRIPTION	INSTRUMENT
Au-AA24	Au 50g FA AA finish	AAS
ME-OG62	Ore Grade Elements - Four Acid	ICP-AES
Sn-XRF05	Sn-Trace Level XRF Analysis	XRF
ME-MS61	48 element four acid ICP-MS	
Ag-OG62	Ore Grade Ag - Four Acid	VARIABLE
Pb-OG62	Ore Grade Pb - Four Acid	VARIABLE
Zn-OG62	Ore Grade Zn - Four Acid	VARIABLE
Ag-GRA21	Ag 30g FA-GRAV finish	WST-SIM
W-XRF05	Trace Level W XRF Analysis	XRF
Pb-VOL70	Pb by Titration	

To: **SILVER RANGE RESOURCES LTD.**
ATTN: JOAN MARIACHER
C/O ARCHER, CATHRO & ASSOCIATES (1981) LIMITED
1016-510 W HASTINGS ST
VANCOUVER BC V6B 1L8

This is the Final Report and supersedes any preliminary report with this certificate number. Results apply to samples as submitted. All pages of this report have been checked and approved for release.

***** See Appendix Page for comments regarding this certificate *****

Signature:

Colin Ramshaw, Vancouver Laboratory Manager

ALS Canada Ltd.
2103 Dollarton Hwy
North Vancouver BC V7H 0A7
Phone: 604 984 0221 Fax: 604 984 0218 www.alsglobal.com

To: **SILVER RANGE RESOURCES LTD.**
C/O ARCHER, CATHRO & ASSOCIATES (1981) LIMITED
1016-510 W HASTINGS ST
VANCOUVER BC V6B 1L8

Finalized Date: 17-AUG-2012
Account: RANSIL

Project: KEG (Main - Group 2)

CERTIFICATE OF ANALYSIS WH12174518

Sample Description	Method	WEI-21	Au-AA24	Sn-XRF05	ME-MS61	ME-MS61	ME-MS61	ME-MS61	ME-MS61	ME-MS61	ME-MS61	ME-MS61	ME-MS61	ME-MS61	ME-MS61	ME-MS61
	Analyte	Recvd Wt.	Au	Sn	Ag	Al	As	Ba	Be	Bi	Ca	Cd	Ce	Co	Cr	Cs
	Units	kg	ppm	ppm	ppm	%	ppm	ppm	ppm	ppm	%	ppm	ppm	ppm	ppm	ppm
	LOR	0.02	0.005	5	0.01	0.01	0.2	10	0.05	0.01	0.01	0.02	0.01	0.1	1	0.05
K286874		7.45	0.014	57	1.18	4.01	16.5	310	1.35	66.7	6.22	2.63	46.7	4.2	55	0.89
K286875		7.90	0.010	37	0.82	4.28	15.4	300	1.26	38.3	7.82	10.55	44.6	4.3	66	1.04
K286876		8.11	0.013	49	1.11	3.97	235	250	1.20	49.0	7.96	88.8	38.2	5.2	48	0.89
K286877		0.20	0.017	267	23.1	3.86	1185	310	0.91	85.2	7.71	293	41.8	13.0	51	4.35
K286878		2.90	0.012	41	1.25	3.57	52	380	1.28	58.0	10.30	16.30	31.9	8.0	56	1.39
K286879		5.35	0.024	27	0.36	4.25	38.0	550	1.21	113.5	8.77	6.77	41.4	5.9	72	1.44
K286880		7.41	<0.005	49	0.29	4.95	34.4	1170	1.45	10.65	6.68	2.64	48.6	5.1	82	2.34
K286881		6.39	<0.005	34	0.16	5.67	62.9	2070	1.78	17.30	4.15	0.85	55.1	7.3	79	6.42
K286882		7.72	<0.005	23	0.22	4.93	15.9	1070	1.47	5.76	5.42	1.55	51.7	6.4	68	7.75
K286883		6.71	<0.005	11	0.19	5.92	31.7	760	1.76	3.51	4.91	0.71	61.5	9.5	87	7.38
K286884		6.79	0.006	20	0.27	6.39	71.4	1080	1.79	8.12	3.89	3.22	57.5	8.7	108	7.84
K286885		<0.02	0.006	20	0.27	6.36	92.2	1100	1.72	9.05	3.79	3.34	56.7	8.6	105	7.87
K286886		6.79	0.005	12	0.51	5.52	19.4	780	1.41	6.36	3.19	3.32	49.0	14.1	81	6.47
K286887		2.39	0.005	48	0.80	7.00	4.6	1170	1.63	27.9	3.50	1.37	66.6	9.8	82	4.87
K286888		7.54	0.383	303	34.2	4.33	3950	130	0.43	1800	1.86	56.0	37.5	41.7	51	3.76
K286889		3.06	<0.005	<5	0.05	0.09	5	20	0.05	0.78	21.0	0.12	1.68	1.5	1	0.21
K286890		4.95	0.092	123	2.31	5.29	23.7	440	2.03	212	4.44	7.01	50.4	10.3	50	3.99
K286891		7.26	0.023	96	9.47	5.51	21.0	180	1.89	101.0	6.08	98.5	54.3	15.2	58	6.53
K286892		7.49	0.136	120	3.87	5.54	20.1	420	1.95	353	4.59	6.80	48.1	10.4	51	3.84
K286893		8.10	0.025	96	9.49	5.43	16.6	330	1.86	86.0	5.96	99.1	53.5	15.1	55	6.45
K286894		7.24	0.017	32	3.36	5.80	4.1	350	1.65	113.5	6.63	64.4	57.1	15.4	52	1.82
K286895		3.55	0.009	28	1.96	5.70	10.1	370	1.59	46.9	6.64	32.7	55.8	14.8	57	1.95
K286896		7.37	<0.005	19	0.84	5.80	2.1	310	1.42	10.05	6.13	14.80	58.8	14.6	62	2.11
K286897		7.39	0.007	27	0.71	5.54	5.3	680	1.46	16.60	7.45	84.1	58.2	11.4	52	3.29
K286898		7.47	<0.005	11	1.15	5.82	3.2	270	1.44	16.00	5.83	5.70	58.0	18.5	60	2.96
K286899		7.90	<0.005	20	0.92	5.52	12.2	470	1.63	10.45	6.55	9.91	57.3	12.0	52	3.24
K286900		2.67	<0.005	<5	0.02	0.06	<5	30	<0.05	0.09	20.5	0.11	1.30	1.5	1	0.14
K286901		0.41	0.010	81	46.7	5.39	193	470	3.12	3.03	11.60	2.50	61.9	13.4	98	6.77
K286902		5.19	<0.005	6	0.43	5.15	8.3	1160	1.43	0.95	1.41	1.20	60.8	6.2	65	7.49
K286903		8.82	<0.005	9	0.49	5.06	26.9	1380	1.62	0.23	1.15	1.43	63.1	4.2	71	8.25
K286904		0.85	0.519	1035	>100	1.77	>10000	160	0.28	3720	0.89	51.6	20.7	7.4	29	2.35
K286905		0.20	0.013	890	61.9	3.56	415	120	0.93	125.0	8.05	521	39.0	13.2	62	3.99
K286906		2.21	<0.005	8	7.80	0.62	89.5	380	0.15	3.26	0.35	6.69	14.30	1.5	24	1.11
K286907		3.34	<0.005	7	13.10	0.41	94.6	100	0.10	7.38	0.02	0.64	13.70	0.7	25	0.43
K286908		3.88	<0.005	6	0.59	0.48	37.6	200	0.12	0.40	0.02	0.94	16.20	1.4	25	0.57
K286909		5.59	<0.005	8	1.50	5.06	45.2	960	1.57	0.57	4.87	0.95	58.6	4.6	67	8.37

***** See Appendix Page for comments regarding this certificate *****

ALS Canada Ltd.
2103 Dollarton Hwy
North Vancouver BC V7H 0A7
Phone: 604 984 0221 Fax: 604 984 0218 www.alsglobal.com

To: **SILVER RANGE RESOURCES LTD.**
C/O ARCHER, CATHRO & ASSOCIATES (1981) LIMITED
1016-510 W HASTINGS ST
VANCOUVER BC V6B 1L8

Finalized Date: 17-AUG-2012
Account: RANSIL

Project: KEG (Main - Group 2)

CERTIFICATE OF ANALYSIS WH12174518

Sample Description	Method	ME-MS61	ME-MS61	ME-MS61	ME-MS61	ME-MS61	ME-MS61	ME-MS61	ME-MS61	ME-MS61	ME-MS61	ME-MS61	ME-MS61	ME-MS61	ME-MS61	ME-MS61
	Analyte	Cu	Fe	Ga	Ge	Hf	In	K	La	Li	Mg	Mn	Mo	Na	Nb	Ni
	Units	ppm	%	ppm	ppm	ppm	ppm	%	ppm	ppm	%	ppm	ppm	%	ppm	ppm
	LOR	0.2	0.01	0.05	0.05	0.1	0.005	0.01	0.5	0.2	0.01	5	0.05	0.01	0.1	0.2
K286874		1210	6.44	14.50	0.19	1.2	0.482	0.28	25.5	43.2	2.64	786	1.96	0.16	8.8	27.2
K286875		1030	5.90	13.95	0.20	1.3	1.345	0.64	23.2	22.2	2.77	1200	2.70	0.16	9.2	32.1
K286876		1195	6.68	12.75	0.21	1.1	9.71	0.19	21.1	21.4	2.25	1530	2.17	0.12	7.8	28.0
K286877		1720	5.65	12.05	0.32	1.2	23.0	1.34	22.8	24.2	1.98	2550	14.40	0.16	8.4	45.2
K286878		1875	9.06	11.85	0.28	1.2	2.13	0.29	17.3	14.4	3.67	1800	3.52	0.11	7.5	52.8
K286879		415	4.16	12.75	0.17	1.6	0.814	0.76	22.4	15.2	2.91	1440	5.05	0.13	8.8	49.8
K286880		349	3.02	14.50	0.14	1.6	0.358	1.18	24.1	13.0	2.20	797	3.21	0.16	10.6	45.7
K286881		152.5	1.98	15.70	0.18	2.1	0.098	1.97	25.3	41.7	2.11	290	1.32	0.16	11.7	53.9
K286882		252	2.50	14.20	0.15	1.7	0.184	1.87	26.4	21.5	2.35	424	1.46	0.18	9.6	45.3
K286883		218	2.55	16.65	0.20	2.3	0.074	2.21	28.4	31.8	2.32	257	4.95	0.18	12.7	62.5
K286884		308	2.79	17.70	0.21	2.3	0.089	2.79	28.7	43.0	1.43	225	43.0	0.21	12.8	63.8
K286885		298	2.69	17.05	0.21	2.3	0.095	2.84	28.2	42.7	1.41	215	41.4	0.21	12.4	62.1
K286886		587	4.22	15.35	0.25	1.9	0.136	2.70	26.0	34.2	1.47	252	55.9	0.16	10.3	74.7
K286887		765	3.57	19.45	0.26	2.6	0.379	5.12	34.8	29.6	1.59	346	88.5	0.20	14.1	49.1
K286888		8950	16.40	12.65	0.84	1.5	11.75	4.27	16.3	38.8	1.05	297	40.5	0.11	8.7	104.5
K286889		10.6	0.43	0.34	<0.05	<0.1	0.017	0.04	0.8	1.1	12.75	183	0.26	0.01	0.4	<0.2
K286890		1185	4.37	14.90	0.24	1.6	2.17	4.47	24.5	34.0	1.52	728	35.3	0.20	11.2	57.0
K286891		1670	5.67	15.70	0.37	1.8	10.05	2.17	27.3	19.9	1.61	934	56.8	0.26	11.5	76.4
K286892		1265	4.60	14.90	0.25	1.5	2.10	4.39	23.0	35.6	1.50	737	34.3	0.21	10.9	57.9
K286893		1635	5.84	15.65	0.35	1.9	10.05	2.15	27.0	20.5	1.62	934	56.1	0.26	11.1	74.2
K286894		1135	6.55	15.45	0.33	2.2	4.07	2.11	29.4	14.8	1.80	877	48.2	0.40	12.3	90.0
K286895		996	6.41	14.85	0.27	2.1	2.68	2.08	28.8	14.4	1.79	939	47.1	0.39	11.9	85.7
K286896		990	6.54	15.95	0.26	2.2	0.816	2.25	29.9	16.9	1.87	654	43.6	0.48	12.1	75.3
K286897		598	5.87	15.40	0.22	2.1	8.02	1.80	30.1	16.2	1.95	1180	39.5	0.43	11.4	66.1
K286898		1035	7.99	15.85	0.26	2.2	0.335	2.16	29.6	14.6	1.77	413	44.3	0.63	12.0	80.9
K286899		810	5.76	15.40	0.22	1.9	1.105	2.07	29.7	16.6	1.80	799	48.8	0.51	11.7	73.0
K286900		4.3	0.40	0.31	<0.05	<0.1	0.008	0.03	0.6	0.9	12.40	177	0.26	0.01	0.3	<0.2
K286901		494	4.06	15.85	0.17	1.9	0.427	2.80	31.8	21.0	1.76	1020	40.0	0.25	10.6	84.6
K286902		163.5	2.43	13.60	0.14	2.9	0.070	2.50	34.2	40.6	0.56	75	4.89	0.13	14.5	38.6
K286903		17.1	2.11	13.65	0.17	2.9	0.045	2.12	36.2	50.7	0.65	79	2.70	0.06	15.8	32.9
K286904		321	5.42	4.00	7.51	1.4	0.129	1.41	9.9	6.4	0.13	64	1.90	0.03	5.9	20.5
K286905		7000	6.49	11.15	0.45	1.2	19.50	1.21	22.6	54.7	2.20	2770	8.57	0.16	7.7	46.7
K286906		17.3	0.75	1.83	<0.05	0.7	0.092	0.33	7.8	11.5	0.06	60	0.39	<0.01	2.6	7.2
K286907		6.0	0.39	1.13	<0.05	0.7	0.009	0.13	6.8	7.8	0.04	29	0.25	0.01	2.0	3.1
K286908		5.4	0.53	1.46	<0.05	0.7	0.008	0.19	8.3	7.0	0.03	35	0.54	<0.01	2.2	3.3
K286909		27.4	2.07	12.40	0.12	2.7	0.020	1.92	33.4	48.6	0.55	196	2.17	0.25	13.5	35.2

***** See Appendix Page for comments regarding this certificate *****

ALS Canada Ltd.
2103 Dollarton Hwy
North Vancouver BC V7H 0A7
Phone: 604 984 0221 Fax: 604 984 0218 www.alsglobal.com

To: **SILVER RANGE RESOURCES LTD.**
C/O ARCHER, CATHRO & ASSOCIATES (1981) LIMITED
1016-510 W HASTINGS ST
VANCOUVER BC V6B 1L8

Finalized Date: 17-AUG-2012
Account: RANSIL

Project: KEG (Main - Group 2)

CERTIFICATE OF ANALYSIS WH12174518

Sample Description	Method	ME-MS61	ME-MS61	ME-MS61	ME-MS61	ME-MS61	ME-MS61	ME-MS61	ME-MS61	ME-MS61	ME-MS61	ME-MS61	ME-MS61	ME-MS61	ME-MS61	ME-MS61
	Analyte	P	Pb	Rb	Re	S	Sb	Sc	Se	Sn	Sr	Ta	Te	Th	Ti	Tl
	Units	ppm	ppm	ppm	ppm	%	ppm	ppm	ppm	ppm	ppm	ppm	ppm	ppm	%	ppm
	LOR	10	0.5	0.1	0.002	0.01	0.05	0.1	1	0.2	0.2	0.05	0.05	0.2	0.005	0.02
K286874		820	5.1	26.8	0.009	3.17	1.67	6.7	20	50.3	127.5	0.61	0.12	5.8	0.266	0.20
K286875		1030	3.6	39.6	0.012	2.60	1.91	7.7	17	37.1	157.0	0.62	0.05	5.9	0.288	0.31
K286876		890	4.9	16.6	0.009	3.41	1.72	6.1	17	46.4	150.0	0.55	0.05	5.2	0.248	0.13
K286877		800	1415	68.4	0.018	2.74	7.86	6.5	55	218	156.5	0.57	0.49	5.4	0.243	0.58
K286878		1080	4.6	15.5	0.016	4.28	1.61	6.6	24	32.2	149.0	0.52	0.10	5.0	0.225	0.12
K286879		1300	4.1	41.1	0.021	1.39	2.09	8.1	10	23.9	224	0.61	0.30	6.1	0.266	0.30
K286880		920	8.5	65.4	0.019	1.13	1.53	10.1	8	52.5	206	0.74	<0.05	7.5	0.320	0.48
K286881		710	6.5	141.5	0.015	0.76	4.04	12.7	8	36.6	193.0	0.83	0.06	8.6	0.357	1.04
K286882		680	6.6	117.0	0.017	1.00	1.51	10.9	9	21.7	170.0	0.66	0.05	7.0	0.286	0.88
K286883		670	6.5	154.0	0.023	1.11	1.55	12.8	12	10.1	198.0	0.90	0.09	9.4	0.370	1.20
K286884		750	8.5	182.0	0.070	1.30	2.27	13.6	13	18.1	217	0.89	0.12	9.0	0.373	1.50
K286885		740	8.8	184.0	0.065	1.29	2.44	13.4	13	18.0	214	0.85	0.13	8.9	0.363	1.56
K286886		660	8.7	159.0	0.059	2.35	2.11	11.9	19	11.0	309	0.69	0.19	7.2	0.314	1.33
K286887		780	11.8	244	0.077	1.65	1.11	16.2	18	42.3	219	0.97	0.15	8.9	0.429	1.83
K286888		520	270	212	0.044	9.01	4.44	7.5	162	234	89.2	0.60	7.39	5.0	0.270	1.42
K286889		260	1.7	1.8	<0.002	0.02	<0.05	0.4	1	0.3	52.4	<0.05	<0.05	<0.2	<0.005	<0.02
K286890		650	15.1	203	0.059	1.84	3.36	9.1	26	111.0	157.5	0.80	1.13	7.0	0.343	1.29
K286891		690	1560	102.0	0.060	3.03	3.78	10.4	60	85.7	220	0.80	0.83	7.3	0.333	0.68
K286892		650	16.6	203	0.055	1.98	3.88	8.8	27	110.0	163.0	0.74	1.33	6.8	0.348	1.20
K286893		670	1560	101.0	0.061	3.03	3.69	10.4	61	85.1	219	0.79	0.79	7.5	0.346	0.66
K286894		770	134.5	96.5	0.052	3.62	1.41	10.8	43	23.5	309	0.85	0.96	8.2	0.360	0.60
K286895		740	80.7	95.3	0.051	3.50	1.27	10.4	35	26.5	299	0.85	0.37	8.2	0.353	0.60
K286896		720	12.6	108.0	0.046	3.49	1.22	11.2	22	17.0	278	0.84	0.18	8.4	0.354	0.74
K286897		800	9.6	83.8	0.049	2.75	1.86	10.5	21	23.3	269	0.81	0.22	8.1	0.345	0.61
K286898		690	16.8	102.5	0.052	4.55	1.61	11.0	18	7.3	253	0.83	0.24	8.4	0.347	1.12
K286899		730	10.4	96.4	0.049	2.87	2.42	10.8	14	17.0	256	0.80	0.20	8.0	0.353	0.78
K286900		200	1.8	1.3	<0.002	0.01	<0.05	0.4	1	<0.2	49.3	<0.05	<0.05	<0.2	<0.005	<0.02
K286901		1040	23.9	193.5	0.043	2.21	7.50	12.6	8	81.8	243	0.71	0.12	8.1	0.319	1.58
K286902		960	7.6	137.5	0.006	1.34	5.36	8.2	4	4.1	110.5	0.88	0.10	10.5	0.290	1.37
K286903		1180	7.4	133.0	<0.002	1.05	5.06	8.1	2	6.3	93.2	0.93	0.08	10.8	0.285	1.28
K286904		470	>10000	73.2	<0.002	7.35	4060	2.9	>1000	>500	49.0	0.37	134.0	4.4	0.111	4.35
K286905		1010	3260	66.5	0.015	4.33	11.25	6.7	111	>500	140.0	0.53	0.82	5.2	0.217	0.63
K286906		140	361	20.7	<0.002	0.27	9.29	1.4	5	7.4	12.1	0.14	0.12	2.7	0.052	0.23
K286907		60	476	8.1	<0.002	0.05	11.45	1.1	6	6.9	14.3	0.10	0.30	2.1	0.038	0.09
K286908		70	21.8	11.9	<0.002	0.06	2.14	0.9	2	6.0	17.2	0.12	<0.05	2.2	0.044	0.14
K286909		900	47.5	124.5	0.002	1.20	6.38	7.0	4	5.4	189.0	0.78	0.05	9.8	0.272	1.19

***** See Appendix Page for comments regarding this certificate *****

ALS Canada Ltd.
2103 Dollarton Hwy
North Vancouver BC V7H 0A7
Phone: 604 984 0221 Fax: 604 984 0218 www.alsglobal.com

To: **SILVER RANGE RESOURCES LTD.**
C/O ARCHER, CATHRO & ASSOCIATES (1981) LIMITED
1016-510 W HASTINGS ST
VANCOUVER BC V6B 1L8

Finalized Date: 17-AUG-2012
Account: RANSIL

Project: KEG (Main - Group 2)

CERTIFICATE OF ANALYSIS WH12174518

Sample Description	Method	ME-MS61	ME-MS61	ME-MS61	ME-MS61	ME-MS61	ME-MS61	Ag-OG62	Pb-OG62	Zn-OG62	Ag-GRA21	W-XRF05	Pb-VOL70
	Analyte	U	V	W	Y	Zn	Zr	Ag	Pb	Zn	Ag	W	Pb
	Units	ppm	ppm	ppm	ppm	ppm	ppm	ppm	%	%	ppm	ppm	%
	LOR	0.1	1	0.1	0.1	2	0.5	1	0.001	0.001	5	10	0.01
K286874		2.6	61	33.5	24.6	140	39.8						
K286875		3.2	80	30.4	25.6	443	44.1						
K286876		2.7	69	29.0	21.1	3770	37.5						
K286877		3.1	101	5.9	22.6	>10000	37.8			1.505			
K286878		3.4	78	41.4	21.4	676	39.7						
K286879		4.1	105	13.6	24.6	327	53.9						
K286880		3.4	88	12.1	26.2	135	56.2						
K286881		2.9	78	2.9	27.2	59	74.9						
K286882		2.8	68	7.7	24.0	82	61.1						
K286883		3.6	127	2.6	28.9	56	80.9						
K286884		8.5	278	3.8	28.9	199	85.9						
K286885		8.4	259	4.0	28.1	207	83.4						
K286886		8.1	213	1.8	25.6	197	70.2						
K286887		13.4	159	2.4	36.0	98	94.0						
K286888		5.9	92	67.6	23.5	2090	53.3						
K286889		0.6	2	0.2	1.0	18	<0.5						
K286890		5.0	122	8.1	25.9	299	54.0						
K286891		8.8	143	3.4	29.4	4310	63.5						
K286892		5.0	122	8.0	25.3	287	51.9						
K286893		9.0	150	3.3	28.9	4500	64.4						
K286894		6.8	123	3.3	33.1	3030	77.1						
K286895		6.8	119	1.9	32.1	1480	74.0						
K286896		6.2	123	1.6	31.7	739	77.2						
K286897		6.5	119	2.0	31.2	3280	72.0						
K286898		5.8	114	1.7	30.8	321	73.5						
K286899		6.9	129	2.1	31.8	444	68.4						
K286900		0.5	2	0.1	0.9	16	<0.5						
K286901		5.9	328	710	40.1	212	68.3					740	
K286902		4.4	301	1.4	24.7	123	105.5						
K286903		4.9	361	1.5	24.7	245	108.0						
K286904		1.8	106	1.2	9.9	545	45.6	>1500	>20.0		5370		26.12
K286905		3.3	75	11.5	23.4	>10000	37.7			2.48			
K286906		0.7	26	0.4	5.1	531	24.1						
K286907		0.6	18	0.4	3.1	14	22.0						
K286908		0.6	18	0.4	3.7	23	22.6						
K286909		4.6	336	1.0	24.2	127	97.5						

***** See Appendix Page for comments regarding this certificate *****

ALS Canada Ltd.
2103 Dollarton Hwy
North Vancouver BC V7H 0A7
Phone: 604 984 0221 Fax: 604 984 0218 www.alsglobal.com

To: **SILVER RANGE RESOURCES LTD.**
C/O ARCHER, CATHRO & ASSOCIATES (1981) LIMITED
1016- 510 W HASTINGS ST
VANCOUVER BC V6B 1L8

Page: Appendix 1
Total # Appendix Pages: 1
Finalized Date: 17- AUG- 2012
Account: RANSIL

Project: KEG (Main - Group 2)

CERTIFICATE OF ANALYSIS WH12174518

Method	CERTIFICATE COMMENTS
ME- MS61	Interference: Ca> 10% on ICP- MS As, ICP- AES results shown.
ME- MS61	REE's may not be totally soluble in this method.

ALS Canada Ltd.

2103 Dollarton Hwy
North Vancouver BC V7H 0A7
Phone: 604 984 0221 Fax: 604 984 0218 www.alsglobal.com

To: **SILVER RANGE RESOURCES LTD.**
C/O ARCHER, CATHRO & ASSOCIATES (1981) LIMITED
1016-510 W HASTINGS ST
VANCOUVER BC V6B 1L8

Finalized Date: 14-AUG-2012
Account: RANSIL

CERTIFICATE WH12174519

Project: KEG (Main - Group 2)

P.O. No.: Batch 53

This report is for 36 Drill Core samples submitted to our lab in Whitehorse, YT, Canada on 26-JUL-2012.

The following have access to data associated with this certificate:

MATT DUMALA	JOAN MARIACHER	

SAMPLE PREPARATION

ALS CODE	DESCRIPTION
WEI-21	Received Sample Weight
LOG-22	Sample login - Rcd w/o BarCode
CRU-31	Fine crushing - 70%<2mm
CRU-QC	Crushing QC Test
SPL-21	Split sample - riffle splitter
PUL-QC	Pulverizing QC Test
PUL-31	Pulverize split to 85%<75 um
LOG-22d	Sample login - Rcd w/o BarCode dup
SPL-21d	Split sample - duplicate
PUL-31d	Pulverize Split - duplicate
LOG-23	Pulp Login - Rcvd with Barcode

ANALYTICAL PROCEDURES

ALS CODE	DESCRIPTION	INSTRUMENT
Au-AA24	Au 50g FA AA finish	AAS
Sn-XRF05	Sn-Trace Level XRF Analysis	XRF
ME-MS61	48 element four acid ICP-MS	

To: **SILVER RANGE RESOURCES LTD.**
ATTN: JOAN MARIACHER
C/O ARCHER, CATHRO & ASSOCIATES (1981) LIMITED
1016-510 W HASTINGS ST
VANCOUVER BC V6B 1L8

This is the Final Report and supersedes any preliminary report with this certificate number. Results apply to samples as submitted. All pages of this report have been checked and approved for release.

***** See Appendix Page for comments regarding this certificate *****

Signature:

Colin Ramshaw, Vancouver Laboratory Manager

ALS Canada Ltd.
2103 Dollarton Hwy
North Vancouver BC V7H 0A7
Phone: 604 984 0221 Fax: 604 984 0218 www.alsglobal.com

To: **SILVER RANGE RESOURCES LTD.**
C/O ARCHER, CATHRO & ASSOCIATES (1981) LIMITED
1016-510 W HASTINGS ST
VANCOUVER BC V6B 1L8

Finalized Date: 14-AUG-2012
Account: RANSIL

Project: KEG (Main - Group 2)

CERTIFICATE OF ANALYSIS WH12174519

Sample Description	Method	WEI-21	Au-AA24	Sn-XRF05	ME-MS61	ME-MS61	ME-MS61	ME-MS61	ME-MS61	ME-MS61	ME-MS61	ME-MS61	ME-MS61	ME-MS61	ME-MS61	ME-MS61
	Analyte	Recvd Wt.	Au	Sn	Ag	Al	As	Ba	Be	Bi	Ca	Cd	Ce	Co	Cr	Cs
	Units	kg	ppm	ppm	ppm	%	ppm	ppm	ppm	ppm	%	ppm	ppm	ppm	ppm	ppm
	LOR	0.02	0.005	5	0.01	0.01	0.2	10	0.05	0.01	0.01	0.02	0.01	0.1	1	0.05
K285016		6.73	<0.005	53	1.36	5.37	115.5	830	1.58	0.19	3.86	3.29	49.8	8.4	93	8.72
K285017		7.51	<0.005	417	7.28	5.26	2780	1130	1.38	0.41	5.18	29.5	51.3	8.8	74	8.61
K285018		7.70	<0.005	109	6.55	5.16	33.1	580	1.30	0.45	7.62	11.00	52.1	6.0	55	6.28
K285019		6.59	<0.005	44	1.69	2.94	69	710	0.84	0.20	16.45	8.28	30.4	4.6	48	5.46
K285020		7.27	0.018	64	0.67	3.76	80	540	1.10	0.34	10.60	4.67	41.5	6.6	48	6.70
K285021		0.23	<0.005	168	14.30	4.54	124.5	1500	1.35	48.4	7.80	62.0	48.8	6.7	63	5.59
K285022		6.73	<0.005	86	2.95	3.54	61	780	0.95	0.55	12.15	10.70	40.4	4.8	37	5.46
K285023		6.85	<0.005	80	0.91	3.20	98	1040	0.97	0.12	13.25	2.26	37.1	3.2	29	2.90
K285024		6.38	<0.005	53	2.01	3.22	70.2	770	0.94	0.20	9.34	5.42	32.0	4.3	38	3.88
K285025		5.94	<0.005	37	1.08	3.87	102.5	950	1.11	0.21	8.67	1.49	43.5	5.9	42	4.79
K285026		6.90	<0.005	43	3.75	3.66	34.1	1010	0.94	0.25	7.05	11.55	38.2	5.3	69	5.47
K285027		2.99	<0.005	<5	0.02	0.12	6	20	<0.05	0.03	20.8	0.09	1.68	1.5	1	0.25
K285028		7.02	<0.005	6	0.89	2.60	14	1040	0.81	0.11	19.00	5.90	28.1	3.4	128	2.73
K285029		5.55	<0.005	5	1.19	2.02	13	840	0.82	0.11	22.7	6.10	21.4	2.8	101	3.37
K285030		5.25	<0.005	35	2.58	4.73	225	730	1.35	0.17	8.18	4.76	51.0	7.7	58	4.38
K285031		6.73	<0.005	428	7.08	3.33	1530	830	0.83	0.18	11.20	6.52	44.2	5.1	31	3.12
K285032		<0.02	<0.005	431	6.74	3.24	1460	820	0.76	0.17	10.95	6.39	41.1	4.9	29	2.94
K285033		6.45	<0.005	75	3.27	4.85	832	1220	1.13	0.07	4.75	9.00	51.6	6.4	41	5.27
K285034		5.64	<0.005	64	1.66	3.47	521	1300	0.86	0.05	9.98	8.18	42.3	3.7	25	4.95
K285035		4.37	0.027	375	20.1	3.58	>10000	1640	0.87	4.37	7.96	23.2	35.8	6.9	42	4.59
K285036		0.24	0.007	179	35.2	4.05	360	450	1.12	128.0	7.02	177.5	40.8	8.2	60	5.51
K285037		6.99	0.008	819	31.3	4.18	>10000	1710	0.83	0.92	4.36	64.6	45.4	5.4	50	7.98
K285038		4.94	<0.005	1490	31.4	4.31	2510	1410	0.95	0.15	5.09	56.0	42.6	8.0	59	10.55
K285039		6.19	<0.005	181	5.35	4.08	753	1230	1.09	0.12	9.25	10.55	44.3	5.8	43	9.85
K285040		4.43	<0.005	338	3.60	4.69	1175	1760	1.14	1.39	6.99	9.51	50.4	6.9	44	9.93
K285041		5.38	0.006	258	11.65	3.93	6800	1460	1.04	2.95	9.35	12.70	39.5	6.9	34	5.57
K285042		3.48	<0.005	<5	0.05	0.13	14	30	0.06	0.04	21.6	0.18	1.84	1.4	<1	0.51
K285043		5.46	0.007	418	13.50	4.62	5590	1570	1.07	0.41	4.79	23.9	48.2	6.6	55	7.78
K285044		4.36	<0.005	552	10.95	4.27	5620	1300	1.06	0.17	7.84	17.70	47.7	7.1	54	5.85
K285045		5.41	<0.005	158	4.30	3.60	1210	1170	0.81	0.16	10.35	7.78	43.3	6.1	40	6.25
K285046		6.80	<0.005	168	3.21	4.28	935	860	1.22	0.11	9.68	5.36	48.9	6.9	57	9.44
K285047		5.97	<0.005	114	4.22	3.30	530	810	0.87	0.10	12.45	6.22	37.2	5.2	53	4.19
K285048		2.85	<0.005	106	4.80	3.27	625	730	0.98	0.13	12.50	6.65	37.4	5.3	56	3.88
K285049		6.13	<0.005	76	1.25	3.00	894	620	0.84	0.06	12.90	2.42	38.6	5.3	35	4.09
K285050		6.95	<0.005	91	0.85	4.08	414	920	1.12	0.18	8.88	2.27	48.3	6.0	52	5.42
K285051		6.83	<0.005	60	1.21	2.93	77	680	0.78	0.18	15.10	2.36	34.7	3.3	39	3.52

***** See Appendix Page for comments regarding this certificate *****

ALS Canada Ltd.
2103 Dollarton Hwy
North Vancouver BC V7H 0A7
Phone: 604 984 0221 Fax: 604 984 0218 www.alsglobal.com

To: **SILVER RANGE RESOURCES LTD.**
C/O ARCHER, CATHRO & ASSOCIATES (1981) LIMITED
1016-510 W HASTINGS ST
VANCOUVER BC V6B 1L8

Finalized Date: 14-AUG-2012
Account: RANSIL

Project: KEG (Main - Group 2)

CERTIFICATE OF ANALYSIS WH12174519

Sample Description	Method	ME-MS61	ME-MS61	ME-MS61	ME-MS61	ME-MS61	ME-MS61	ME-MS61	ME-MS61	ME-MS61	ME-MS61	ME-MS61	ME-MS61	ME-MS61	ME-MS61	ME-MS61
	Analyte	Cu	Fe	Ga	Ge	Hf	In	K	La	Li	Mg	Mn	Mo	Na	Nb	Ni
	Units	ppm	%	ppm	ppm	ppm	ppm	%	ppm	ppm	%	ppm	ppm	%	ppm	ppm
	LOR	0.2	0.01	0.05	0.05	0.1	0.005	0.01	0.5	0.2	0.01	5	0.05	0.01	0.1	0.2
K285016		135.5	2.28	14.50	0.23	2.2	0.062	2.25	24.2	56.6	1.75	251	3.26	0.30	10.2	45.5
K285017		257	2.91	13.70	0.25	2.2	0.394	1.28	25.6	53.6	2.06	426	2.76	0.28	10.4	40.9
K285018		160.5	2.32	12.70	0.20	2.0	0.175	1.46	26.3	40.2	2.06	344	1.88	0.26	9.3	39.6
K285019		111.5	1.34	6.32	0.15	1.2	0.081	1.33	19.2	22.4	1.79	409	2.43	0.18	5.0	32.3
K285020		104.5	1.71	10.00	0.13	1.7	0.069	1.80	22.7	24.6	2.26	607	2.59	0.21	7.2	37.1
K285021		787	3.48	12.40	0.22	1.7	2.47	1.93	26.5	42.2	2.22	1740	14.35	0.24	9.3	49.1
K285022		110.0	1.71	8.32	0.17	1.4	0.212	2.60	22.2	32.4	2.06	568	1.90	0.16	6.4	26.3
K285023		52.0	1.29	7.20	0.18	1.4	0.100	2.82	20.9	23.1	2.26	666	1.40	0.12	5.8	18.0
K285024		106.5	1.56	8.02	0.21	1.5	0.105	1.99	18.4	20.9	2.24	497	4.05	0.12	5.9	28.6
K285025		84.6	1.75	10.25	0.17	1.5	0.040	2.77	22.7	22.8	3.11	578	1.89	0.13	7.5	33.2
K285026		119.0	1.69	9.96	0.21	1.9	0.264	2.12	25.4	34.5	1.46	249	4.61	0.10	6.9	40.7
K285027		1.6	0.43	0.37	0.07	<0.1	<0.005	0.05	0.9	1.6	12.35	185	0.18	0.01	0.5	2.6
K285028		41.1	1.14	5.99	0.15	1.3	0.036	1.32	24.5	28.8	2.07	203	4.92	0.09	4.9	34.3
K285029		37.9	0.89	4.77	0.15	1.0	0.024	0.82	18.6	30.5	1.36	197	6.61	0.06	3.9	36.6
K285030		89.3	2.02	11.70	0.16	2.1	0.105	2.37	27.6	20.7	2.42	514	3.30	0.35	9.0	65.6
K285031		100.0	1.49	6.67	0.16	1.5	0.122	2.51	24.1	12.3	1.92	595	1.68	0.32	6.1	25.4
K285032		100.5	1.47	6.54	0.13	1.5	0.146	2.53	22.5	11.5	1.89	585	1.65	0.32	5.8	24.5
K285033		108.5	1.75	10.20	0.18	1.9	0.119	4.54	25.9	21.9	1.73	374	1.34	0.32	9.1	37.7
K285034		86.1	1.34	7.43	0.13	1.5	0.066	3.42	22.6	23.8	1.42	487	1.00	0.19	7.0	23.0
K285035		325	3.91	8.70	0.31	1.5	0.516	3.18	19.1	32.5	1.51	569	2.75	0.10	6.6	28.5
K285036		1075	5.16	12.05	0.35	1.4	8.94	1.65	22.7	37.1	2.11	1820	12.30	0.19	8.2	47.9
K285037		462	3.43	12.30	0.43	1.7	1.815	3.48	24.4	80.8	2.31	501	2.01	0.14	8.2	31.5
K285038		349	2.98	10.90	0.29	1.7	1.140	3.40	22.4	70.2	1.95	369	3.79	0.20	8.3	48.5
K285039		156.0	1.55	9.89	0.16	1.7	0.131	2.93	22.8	38.5	1.78	501	1.73	0.18	8.0	37.5
K285040		154.5	1.68	10.90	0.20	1.9	0.158	4.12	25.7	32.1	1.94	545	1.30	0.20	9.0	39.8
K285041		206	2.03	8.86	0.24	1.4	0.198	3.39	20.5	24.0	1.84	524	1.34	0.14	6.6	30.4
K285042		2.0	0.48	0.36	0.08	<0.1	0.007	0.07	1.0	1.5	12.90	219	0.13	0.01	0.5	2.6
K285043		342	2.37	11.35	0.29	1.9	0.514	4.08	24.9	32.7	2.47	482	1.96	0.17	9.3	40.8
K285044		265	2.37	9.57	0.17	1.6	0.053	3.88	23.7	28.9	2.49	610	1.79	0.16	7.6	41.2
K285045		98.0	1.54	8.17	0.11	1.4	<0.005	3.19	22.9	28.2	2.19	542	1.25	0.16	6.7	32.4
K285046		98.5	1.84	10.50	0.12	1.6	<0.005	2.68	24.0	48.5	2.54	466	2.02	0.26	7.5	47.7
K285047		86.9	1.55	7.59	0.15	1.3	0.109	2.39	21.0	35.4	2.34	536	3.20	0.14	5.8	39.2
K285048		81.8	1.52	7.59	0.16	1.2	0.055	2.17	21.1	34.7	2.25	538	3.28	0.14	5.5	41.3
K285049		56.8	1.35	6.92	0.17	1.0	<0.005	1.94	21.2	31.8	2.00	579	1.49	0.09	4.8	37.0
K285050		79.2	1.51	9.90	0.19	2.1	<0.005	2.51	24.4	43.2	2.23	563	2.60	0.18	7.3	46.4
K285051		32.1	1.22	5.81	0.13	1.2	0.008	2.01	18.8	27.1	2.38	543	2.44	0.20	5.0	22.8

***** See Appendix Page for comments regarding this certificate *****

ALS Canada Ltd.
2103 Dollarton Hwy
North Vancouver BC V7H 0A7
Phone: 604 984 0221 Fax: 604 984 0218 www.alsglobal.com

To: **SILVER RANGE RESOURCES LTD.**
C/O ARCHER, CATHRO & ASSOCIATES (1981) LIMITED
1016-510 W HASTINGS ST
VANCOUVER BC V6B 1L8

Finalized Date: 14-AUG-2012
Account: RANSIL

Project: KEG (Main - Group 2)

CERTIFICATE OF ANALYSIS WH12174519

Sample Description	Method	ME-MS61	ME-MS61	ME-MS61	ME-MS61	ME-MS61	ME-MS61	ME-MS61	ME-MS61	ME-MS61	ME-MS61	ME-MS61	ME-MS61	ME-MS61	ME-MS61	ME-MS61
	Analyte	P	Pb	Rb	Re	S	Sb	Sc	Se	Sn	Sr	Ta	Te	Th	Ti	Tl
	Units	ppm	ppm	ppm	ppm	%	ppm	ppm	ppm	ppm	ppm	ppm	ppm	ppm	%	ppm
	LOR	10	0.5	0.1	0.002	0.01	0.05	0.1	1	0.2	0.2	0.05	0.05	0.2	0.005	0.02
K285016		550	471	156.5	0.011	1.04	5.45	10.8	17	55.9	331	0.84	<0.05	8.9	0.336	1.80
K285017		540	2320	89.4	0.008	1.54	10.45	9.8	34	141.0	302	0.81	0.30	8.7	0.340	1.05
K285018		580	1925	104.5	0.007	1.07	8.93	9.6	24	104.0	287	0.70	0.12	8.2	0.307	1.31
K285019		1130	694	62.6	0.011	0.38	3.32	5.9	15	42.8	444	0.38	0.06	4.6	0.174	0.71
K285020		880	225	90.5	0.011	0.48	2.65	7.5	10	63.8	316	0.54	<0.05	6.3	0.245	1.01
K285021		1180	1060	93.4	0.018	1.02	8.54	8.7	27	149.0	221	0.68	0.26	7.2	0.299	0.92
K285022		710	1370	130.5	0.006	0.36	4.86	5.9	17	80.2	342	0.48	0.12	5.8	0.218	1.54
K285023		770	368	123.5	0.008	0.11	1.86	5.1	19	80.3	267	0.46	<0.05	5.3	0.208	1.35
K285024		960	683	91.3	0.017	0.41	6.57	5.9	28	48.7	180.0	0.45	0.12	4.5	0.200	0.97
K285025		930	202	122.0	0.016	0.35	4.81	6.6	18	35.9	190.0	0.56	0.11	5.9	0.245	1.29
K285026		2180	1360	103.0	0.034	0.81	11.15	10.5	32	45.0	221	0.51	0.19	5.7	0.224	1.19
K285027		260	5.3	2.1	<0.002	0.01	<0.05	0.4	1	0.3	53.9	<0.05	<0.05	<0.2	0.007	<0.02
K285028		8430	112.0	74.0	0.018	0.72	3.01	6.4	13	6.7	464	0.34	<0.05	4.0	0.160	1.13
K285029		6000	50.4	37.3	0.023	0.62	6.11	5.2	16	3.9	565	0.27	<0.05	3.0	0.123	0.78
K285030		930	446	116.0	0.014	0.63	5.90	9.9	13	33.6	410	0.65	<0.05	7.9	0.289	1.33
K285031		800	1205	107.5	0.008	0.52	10.25	5.0	12	70.8	342	0.46	0.11	5.6	0.211	1.25
K285032		770	1210	102.5	0.008	0.52	9.84	4.9	11	67.9	339	0.44	0.11	5.5	0.208	1.27
K285033		690	964	200	0.006	0.31	6.45	8.1	10	63.7	282	0.72	0.05	8.1	0.312	2.29
K285034		580	382	160.0	0.004	0.06	4.97	5.2	5	54.3	309	0.52	<0.05	5.9	0.234	1.86
K285035		870	5170	161.0	0.009	1.48	29.8	5.8	42	339	189.5	0.50	0.72	5.6	0.228	1.85
K285036		1160	2630	82.3	0.013	2.49	11.45	7.5	57	141.5	187.0	0.59	0.44	6.0	0.257	0.87
K285037		740	5850	213	0.005	1.00	29.3	7.9	63	>500	179.0	0.59	0.20	7.0	0.271	2.56
K285038		760	5810	229	0.008	0.86	22.0	8.9	39	367	227	0.61	<0.05	6.9	0.274	2.84
K285039		730	1040	167.0	0.007	0.34	7.66	7.3	14	167.5	321	0.58	<0.05	7.0	0.262	1.90
K285040		740	806	207	0.006	0.35	6.58	7.7	16	222	244	0.69	0.07	8.0	0.304	2.46
K285041		620	3400	169.5	0.006	0.53	13.45	6.1	33	213	228	0.48	0.35	5.9	0.227	1.90
K285042		200	12.7	3.6	<0.002	0.01	0.05	0.3	1	1.1	46.5	<0.05	<0.05	<0.2	0.005	0.02
K285043		870	3620	203	0.008	0.60	20.5	9.4	40	372	244	0.68	0.22	7.8	0.309	2.16
K285044		960	2320	194.0	0.006	0.54	11.75	7.8	29	351	243	0.51	0.09	6.8	0.268	2.11
K285045		730	807	171.0	0.008	0.26	6.16	6.7	9	144.5	283	0.44	<0.05	6.1	0.225	1.90
K285046		860	499	146.0	0.011	0.66	8.33	8.6	11	117.5	348	0.52	<0.05	7.1	0.261	1.65
K285047		980	527	130.0	0.013	0.46	9.80	6.9	16	108.5	245	0.40	0.05	5.3	0.200	1.44
K285048		1090	619	116.0	0.013	0.46	9.29	6.7	19	95.9	233	0.36	0.05	5.2	0.190	1.24
K285049		830	166.0	109.5	0.011	0.51	6.20	5.5	14	59.0	214	0.32	<0.05	4.8	0.167	1.14
K285050		890	156.0	133.0	0.016	0.47	3.82	7.8	9	83.1	255	0.50	<0.05	6.5	0.253	1.53
K285051		920	159.5	96.1	0.010	0.31	2.82	4.7	10	55.2	308	0.37	<0.05	5.0	0.184	1.16

***** See Appendix Page for comments regarding this certificate *****

ALS Canada Ltd.
2103 Dollarton Hwy
North Vancouver BC V7H 0A7
Phone: 604 984 0221 Fax: 604 984 0218 www.alsglobal.com

To: **SILVER RANGE RESOURCES LTD.**
C/O ARCHER, CATHRO & ASSOCIATES (1981) LIMITED
1016- 510 W HASTINGS ST
VANCOUVER BC V6B 1L8

Finalized Date: 14- AUG- 2012
Account: RANSIL

Project: KEG (Main - Group 2)

CERTIFICATE OF ANALYSIS WH12174519

Sample Description	Method	ME-MS61	ME-MS61	ME-MS61	ME-MS61	ME-MS61	ME-MS61
	Analyte	U	V	W	Y	Zn	Zr
	Units	ppm	ppm	ppm	ppm	ppm	ppm
	LOR	0.1	1	0.1	0.1	2	0.5
K285016		2.9	110	1.5	24.1	264	82.9
K285017		2.5	91	2.7	25.9	2370	78.1
K285018		2.7	83	1.2	26.2	896	76.1
K285019		3.4	65	0.7	20.1	500	45.8
K285020		3.1	67	0.9	23.7	287	63.4
K285021		3.5	139	3.0	28.8	3230	57.3
K285022		2.2	49	1.0	21.5	674	52.2
K285023		2.6	45	0.6	20.0	218	49.5
K285024		2.8	62	0.8	22.3	410	56.6
K285025		2.6	56	0.8	24.5	108	55.5
K285026		4.4	96	1.1	35.8	797	73.4
K285027		0.7	4	0.1	1.2	19	1.0
K285028		5.6	86	0.8	37.6	216	50.4
K285029		5.1	83	1.0	27.6	170	39.9
K285030		3.8	102	2.1	28.8	414	80.2
K285031		2.3	43	1.2	22.4	396	56.1
K285032		2.2	43	1.1	21.1	406	54.0
K285033		2.3	58	1.6	26.4	554	68.1
K285034		1.7	37	2.0	21.0	531	57.0
K285035		2.5	69	4.2	20.6	1490	56.1
K285036		3.2	122	2.9	25.0	8510	50.8
K285037		2.6	68	3.0	24.6	4690	64.3
K285038		2.7	74	1.9	23.4	4220	64.7
K285039		2.4	60	2.7	24.7	960	65.2
K285040		2.4	66	2.2	25.4	921	67.8
K285041		2.4	53	2.7	20.9	772	52.9
K285042		0.4	3	0.1	0.9	28	0.5
K285043		2.9	78	1.1	25.8	1500	72.0
K285044		2.4	74	1.4	23.3	1260	56.6
K285045		2.0	53	1.0	19.8	459	51.8
K285046		2.8	73	1.0	23.4	351	61.5
K285047		2.8	74	0.9	19.8	504	47.1
K285048		3.0	76	0.9	20.3	505	49.4
K285049		2.7	48	0.9	19.7	151	37.9
K285050		3.2	82	2.2	23.1	163	58.2
K285051		2.2	57	0.8	17.1	162	38.8

***** See Appendix Page for comments regarding this certificate *****

ALS Canada Ltd.
2103 Dollarton Hwy
North Vancouver BC V7H 0A7
Phone: 604 984 0221 Fax: 604 984 0218 www.alsglobal.com

To: **SILVER RANGE RESOURCES LTD.**
C/O ARCHER, CATHRO & ASSOCIATES (1981) LIMITED
1016- 510 W HASTINGS ST
VANCOUVER BC V6B 1L8

Page: Appendix 1
Total # Appendix Pages: 1
Finalized Date: 14- AUG- 2012
Account: RANSIL

Project: KEG (Main - Group 2)

CERTIFICATE OF ANALYSIS WH12174519

Method	CERTIFICATE COMMENTS
ME- MS61	Interference: Ca> 10% on ICP- MS As, ICP- AES results shown.
ME- MS61	REE's may not be totally soluble in this method.

ALS Canada Ltd.

2103 Dollarton Hwy
North Vancouver BC V7H 0A7
Phone: 604 984 0221 Fax: 604 984 0218 www.alsglobal.com

To: **SILVER RANGE RESOURCES LTD.**
C/O ARCHER, CATHRO & ASSOCIATES (1981) LIMITED
1016-510 W HASTINGS ST
VANCOUVER BC V6B 1L8

Finalized Date: 12-AUG-2012
Account: RANSIL

CERTIFICATE WH12174520

Project: KEG (Main - Group 2)

P.O. No.: Batch 54

This report is for 36 Drill Core samples submitted to our lab in Whitehorse, YT, Canada on 26-JUL-2012.

The following have access to data associated with this certificate:

MATT DUMALA	JOAN MARIACHER	

SAMPLE PREPARATION

ALS CODE	DESCRIPTION
WEI-21	Received Sample Weight
LOG-22	Sample login - Rcd w/o BarCode
CRU-31	Fine crushing - 70%<2mm
CRU-QC	Crushing QC Test
SPL-21	Split sample - riffle splitter
PUL-31	Pulverize split to 85%<75 um
LOG-22d	Sample login - Rcd w/o BarCode dup
SPL-21d	Split sample - duplicate
PUL-31d	Pulverize Split - duplicate
LOG-23	Pulp Login - Rcvd with Barcode

ANALYTICAL PROCEDURES

ALS CODE	DESCRIPTION	INSTRUMENT
Au-AA24	Au 50g FA AA finish	AAS
ME-OG62	Ore Grade Elements - Four Acid	ICP-AES
Sn-XRF05	Sn-Trace Level XRF Analysis	XRF
ME-MS61	48 element four acid ICP-MS	
Ag-OG62	Ore Grade Ag - Four Acid	VARIABLE
Pb-OG62	Ore Grade Pb - Four Acid	VARIABLE
Zn-OG62	Ore Grade Zn - Four Acid	VARIABLE

To: **SILVER RANGE RESOURCES LTD.**
ATTN: JOAN MARIACHER
C/O ARCHER, CATHRO & ASSOCIATES (1981) LIMITED
1016-510 W HASTINGS ST
VANCOUVER BC V6B 1L8

This is the Final Report and supersedes any preliminary report with this certificate number. Results apply to samples as submitted. All pages of this report have been checked and approved for release.

***** See Appendix Page for comments regarding this certificate *****

Signature:

Colin Ramshaw, Vancouver Laboratory Manager

ALS Canada Ltd.
2103 Dollarton Hwy
North Vancouver BC V7H 0A7
Phone: 604 984 0221 Fax: 604 984 0218 www.alsglobal.com

To: **SILVER RANGE RESOURCES LTD.**
C/O ARCHER, CATHRO & ASSOCIATES (1981) LIMITED
1016-510 W HASTINGS ST
VANCOUVER BC V6B 1L8

Finalized Date: 12-AUG-2012
Account: RANSIL

Project: KEG (Main - Group 2)

CERTIFICATE OF ANALYSIS WH12174520

Sample Description	Method	WEI-21	Au-AA24	Sn-XRF05	ME-MS61	ME-MS61	ME-MS61	ME-MS61	ME-MS61	ME-MS61	ME-MS61	ME-MS61	ME-MS61	ME-MS61	ME-MS61	ME-MS61
	Analyte	Recvd Wt.	Au	Sn	Ag	Al	As	Ba	Be	Bi	Ca	Cd	Ce	Co	Cr	Cs
	Units	kg	ppm	ppm	ppm	%	ppm	ppm	ppm	ppm	%	ppm	ppm	ppm	ppm	ppm
	LOR	0.02	0.005	5	0.01	0.01	0.2	10	0.05	0.01	0.01	0.02	0.01	0.1	1	0.05
K285052		3.53	<0.005	31	1.13	2.32	125	390	0.68	0.31	18.15	4.47	33.5	2.9	28	4.46
K285053		3.31	0.007	229	35.6	3.57	58	490	0.69	0.28	14.20	36.6	37.8	6.5	69	5.68
K285054		4.50	<0.005	90	7.06	4.18	82.6	1590	0.99	0.48	6.30	40.3	44.4	8.3	68	7.49
K285055		2.74	<0.005	<5	0.16	0.06	<5	20	0.06	0.01	21.4	0.18	1.03	0.6	1	0.16
K285056		5.86	0.005	19	2.60	3.67	30.4	790	0.67	0.29	3.89	6.54	38.4	5.0	60	4.91
K285057		3.66	<0.005	44	0.52	3.31	23.0	1260	0.85	0.10	5.13	1.39	41.9	4.6	59	2.94
K285058		3.25	<0.005	37	0.83	3.18	79	1300	0.83	0.13	11.85	13.20	34.9	5.3	99	3.31
K285059		6.67	<0.005	18	0.36	2.86	12	920	0.91	0.09	19.10	2.22	33.0	3.6	112	3.47
K285060		7.81	<0.005	24	0.58	2.96	117	970	0.97	0.11	17.50	5.58	33.4	4.1	118	2.91
K285061		6.37	<0.005	18	0.46	2.57	8	930	0.82	0.13	18.55	4.83	28.4	2.8	122	4.70
K285062		3.40	<0.005	16	0.53	2.58	6	950	0.84	0.25	18.20	3.45	25.9	2.8	123	4.91
K285063		6.33	<0.005	19	0.50	2.57	89	990	0.95	0.17	20.4	2.29	27.5	2.6	97	3.57
K285064		3.95	<0.005	13	0.54	2.39	21	910	0.86	0.17	20.8	5.00	27.7	3.4	101	2.86
K285065		5.26	<0.005	<5	0.94	1.99	10	780	0.51	0.08	21.4	9.83	21.8	2.9	86	1.48
K285066		4.26	<0.005	6	0.79	1.48	9	690	0.44	0.08	23.3	7.15	17.40	2.0	87	1.38
K285067		0.24	0.005	170	14.65	4.21	140.0	1390	1.13	40.3	7.57	55.1	43.7	6.8	65	5.16
K285068		6.68	<0.005	7	0.65	0.94	<5	610	0.36	0.12	25.2	5.56	11.40	1.2	62	1.86
K285069		2.48	<0.005	245	90.9	3.48	2400	1010	0.98	155.5	7.73	114.0	40.5	9.3	51	4.17
K285070		5.48	<0.005	96	24.9	2.82	2100	770	0.84	40.1	13.25	54.9	27.6	5.5	38	5.01
K285071		6.79	<0.005	67	2.32	3.22	57	980	0.83	3.30	12.00	10.25	33.3	5.4	54	4.07
K285072		<0.02	<0.005	65	1.43	3.19	54	950	0.83	1.68	11.85	9.33	33.1	5.1	53	4.11
K285073		6.30	<0.005	90	1.71	4.19	76.6	980	1.08	2.01	8.74	7.25	41.2	6.5	56	6.47
K285074		4.19	<0.005	58	2.06	3.30	115	730	0.63	1.61	15.65	19.15	26.5	3.1	30	3.50
K285075		2.74	<0.005	133	2.94	4.92	46.6	1830	1.27	2.96	7.43	10.95	50.5	7.5	63	11.45
K285076		6.03	<0.005	2040	>100	3.14	215	270	0.85	270	8.19	177.5	39.1	8.9	38	29.8
K285077		3.11	<0.005	<5	0.24	0.11	5	30	0.07	0.40	20.9	0.44	1.66	1.2	2	0.60
K285078		6.76	<0.005	629	48.6	3.99	108.5	1270	1.16	74.7	8.04	56.4	41.8	5.4	61	9.53
K285079		5.44	<0.005	3600	>100	3.35	145.5	350	0.87	437	5.65	259	41.5	8.8	36	4.87
K285080		3.91	<0.005	156	4.89	4.71	155.0	1690	1.17	6.19	6.99	9.97	49.2	6.4	55	4.78
K285081		4.70	<0.005	1070	99.9	3.77	61.3	700	0.92	142.5	7.91	90.8	43.3	5.0	42	11.00
K285082		0.23	0.009	177	35.1	4.06	413	600	0.99	122.0	7.12	172.5	40.0	8.3	70	5.58
K285083		4.34	<0.005	523	31.6	3.97	80.2	1740	0.91	35.3	7.91	61.4	43.8	3.9	46	7.37
K285084		4.54	<0.005	142	4.37	5.07	103.0	1370	1.44	3.57	7.37	14.25	51.2	10.0	70	16.15
K285085		3.38	<0.005	198	4.98	4.89	95.5	1520	1.34	1.40	4.90	19.15	52.5	10.4	78	9.20
K285086		4.58	<0.005	96	1.98	4.59	45.6	1050	1.27	0.41	5.42	8.36	46.0	7.8	52	9.36
K285087		6.92	<0.005	275	4.43	4.92	38.8	1430	1.34	4.41	5.25	7.16	55.4	8.4	60	6.92

***** See Appendix Page for comments regarding this certificate *****

ALS Canada Ltd.
2103 Dollarton Hwy
North Vancouver BC V7H 0A7
Phone: 604 984 0221 Fax: 604 984 0218 www.alsglobal.com

To: **SILVER RANGE RESOURCES LTD.**
C/O ARCHER, CATHRO & ASSOCIATES (1981) LIMITED
1016-510 W HASTINGS ST
VANCOUVER BC V6B 1L8

Finalized Date: 12-AUG-2012
Account: RANSIL

Project: KEG (Main - Group 2)

CERTIFICATE OF ANALYSIS WH12174520

Sample Description	Method	ME-MS61	ME-MS61	ME-MS61	ME-MS61	ME-MS61	ME-MS61	ME-MS61	ME-MS61	ME-MS61	ME-MS61	ME-MS61	ME-MS61	ME-MS61	ME-MS61	ME-MS61
	Analyte	Cu	Fe	Ga	Ge	Hf	In	K	La	Li	Mg	Mn	Mo	Na	Nb	Ni
	Units	ppm	%	ppm	ppm	ppm	ppm	%	ppm	ppm	%	ppm	ppm	%	ppm	ppm
	LOR	0.2	0.01	0.05	0.05	0.1	0.005	0.01	0.5	0.2	0.01	5	0.05	0.01	0.1	0.2
K285052		31.3	1.21	5.02	0.18	0.9	0.053	1.43	18.5	15.8	1.72	531	1.56	0.12	4.1	21.1
K285053		330	3.52	8.26	0.24	1.6	0.240	1.76	18.5	40.4	0.80	1070	16.65	0.05	7.1	49.0
K285054		159.5	2.13	10.25	0.26	2.0	0.333	3.02	24.2	37.7	1.73	408	8.41	0.08	7.8	51.4
K285055		2.2	0.50	0.19	0.08	<0.1	0.007	0.03	0.5	1.1	12.65	223	0.09	<0.01	0.1	1.9
K285056		79.0	1.71	7.81	0.19	1.8	0.117	1.89	23.8	23.7	1.54	200	4.47	0.16	6.2	34.5
K285057		62.5	1.31	6.43	0.18	1.8	0.005	2.61	24.7	16.4	2.06	385	4.28	0.15	6.5	31.7
K285058		95.0	1.44	6.92	0.17	1.6	0.055	2.21	23.4	34.1	2.02	283	6.46	0.12	5.7	46.4
K285059		59.8	1.22	6.38	0.18	1.4	0.015	1.69	25.4	31.0	1.94	227	4.22	0.24	5.4	32.6
K285060		66.3	1.23	6.69	0.15	1.5	0.029	1.79	24.3	41.9	1.88	255	5.50	0.21	5.3	34.2
K285061		51.8	1.09	5.71	0.15	1.2	0.043	1.38	23.3	25.8	1.81	195	3.32	0.22	4.7	25.9
K285062		44.9	1.07	5.57	0.16	1.1	0.040	1.34	21.3	26.3	1.75	189	3.26	0.23	3.7	25.9
K285063		31.1	1.16	5.98	0.12	1.1	0.022	1.54	20.1	55.6	2.63	241	2.99	0.12	4.5	25.1
K285064		30.8	1.07	5.51	0.16	1.1	0.029	1.30	20.6	25.0	1.81	225	3.93	0.12	4.8	33.7
K285065		32.3	0.76	4.31	0.15	0.9	0.027	0.99	16.2	13.8	1.38	175	9.21	0.25	4.6	41.8
K285066		27.5	0.60	3.60	0.13	0.7	0.023	0.71	15.2	12.0	1.19	227	6.45	0.18	3.5	34.8
K285067		729	3.36	11.45	0.20	1.5	2.53	1.85	23.0	36.8	2.08	1640	14.95	0.22	9.4	48.2
K285068		18.5	0.37	2.60	0.12	0.5	0.020	0.43	10.1	12.0	0.70	386	3.31	0.05	2.3	18.7
K285069		1140	3.74	9.31	0.56	1.5	3.17	1.30	22.3	61.4	2.29	944	2.23	0.10	7.4	39.1
K285070		222	1.70	7.04	0.19	1.1	0.578	1.31	17.5	18.2	1.72	751	1.94	0.10	5.1	31.1
K285071		95.8	1.53	7.86	0.14	1.4	0.110	2.33	20.8	34.5	2.14	673	2.98	0.12	6.6	43.0
K285072		83.7	1.46	7.62	0.13	1.4	0.071	2.31	19.8	33.4	2.08	650	3.02	0.12	6.7	42.1
K285073		109.0	1.77	9.66	0.15	1.7	0.141	2.69	23.0	39.5	1.80	598	2.39	0.16	8.5	43.5
K285074		84.2	1.48	5.52	0.10	1.1	0.101	1.46	15.4	12.4	0.69	554	1.56	0.10	5.3	26.3
K285075		199.0	2.32	12.30	0.17	2.0	0.165	2.82	26.6	38.3	1.76	715	2.58	0.18	10.7	52.3
K285076		6790	5.24	8.81	0.85	1.3	4.11	0.17	22.5	34.9	2.47	1720	2.41	0.24	7.1	21.3
K285077		13.5	0.43	0.37	0.08	<0.1	0.010	0.05	0.8	1.6	12.30	180	0.17	0.01	0.5	2.2
K285078		812	2.74	9.88	0.38	1.6	1.125	2.31	23.4	44.0	2.71	999	2.83	0.21	7.7	37.0
K285079		4310	5.63	10.85	1.40	1.5	4.68	1.93	22.2	73.9	2.22	1290	1.85	0.11	6.7	28.3
K285080		184.5	1.91	10.95	0.16	1.9	0.264	4.67	24.1	35.6	2.65	700	2.02	0.22	9.5	42.7
K285081		1465	3.98	9.65	0.63	1.4	1.550	2.43	23.2	35.9	2.52	1240	2.14	0.23	7.3	29.7
K285082		1095	5.22	11.55	0.34	1.3	9.53	1.71	22.0	34.9	2.13	1840	13.20	0.20	8.4	46.7
K285083		1315	3.27	11.00	0.31	1.7	1.170	3.21	23.1	18.7	2.98	1060	2.31	0.11	8.2	27.8
K285084		232	2.39	11.95	0.20	2.1	0.171	3.05	26.3	36.0	2.32	739	4.88	0.26	10.2	75.8
K285085		430	2.40	11.35	0.20	2.0	0.186	3.82	26.7	28.4	2.58	569	2.51	0.21	9.8	82.4
K285086		158.5	1.88	10.55	0.18	1.8	0.091	3.10	22.5	31.9	2.06	528	1.44	0.26	9.4	51.5
K285087		327	2.23	11.50	0.20	2.1	0.184	4.16	26.8	24.9	2.82	624	1.44	0.28	11.0	50.5

***** See Appendix Page for comments regarding this certificate *****

ALS Canada Ltd.
2103 Dollarton Hwy
North Vancouver BC V7H 0A7
Phone: 604 984 0221 Fax: 604 984 0218 www.alsglobal.com

To: **SILVER RANGE RESOURCES LTD.**
C/O ARCHER, CATHRO & ASSOCIATES (1981) LIMITED
1016-510 W HASTINGS ST
VANCOUVER BC V6B 1L8

Finalized Date: 12-AUG-2012
Account: RANSIL

Project: KEG (Main - Group 2)

CERTIFICATE OF ANALYSIS WH12174520

Sample Description	Method	ME-MS61	ME-MS61	ME-MS61	ME-MS61	ME-MS61	ME-MS61	ME-MS61	ME-MS61	ME-MS61	ME-MS61	ME-MS61	ME-MS61	ME-MS61	ME-MS61	ME-MS61
	Analyte	P	Pb	Rb	Re	S	Sb	Sc	Se	Sn	Sr	Ta	Te	Th	Ti	Tl
	Units	ppm	ppm	ppm	ppm	%	ppm	ppm	ppm	ppm	ppm	ppm	ppm	ppm	%	ppm
	LOR	10	0.5	0.1	0.002	0.01	0.05	0.1	1	0.2	0.2	0.05	0.05	0.2	0.005	0.02
K285052		700	121.5	66.8	0.009	0.36	3.38	3.7	42	23.6	275	0.28	0.08	4.1	0.144	0.83
K285053		770	3680	85.9	0.024	2.67	31.1	7.3	78	226	193.0	0.50	0.77	5.8	0.236	1.72
K285054		1360	2810	137.0	0.052	1.05	18.60	10.8	65	83.5	524	0.51	0.54	6.7	0.253	1.70
K285055		180	11.4	1.3	0.003	0.02	0.12	0.2	<1	0.6	44.7	<0.05	<0.05	<0.2	<0.005	0.03
K285056		1370	601	81.9	0.039	0.86	16.70	9.7	32	16.7	133.0	0.39	0.18	5.1	0.207	1.17
K285057		1710	143.5	110.5	0.026	0.25	9.59	9.1	10	45.7	279	0.43	0.06	5.7	0.220	1.25
K285058		4880	247	90.0	0.027	0.38	17.70	8.1	11	32.9	404	0.39	<0.05	5.0	0.209	1.15
K285059		6920	78.0	75.4	0.024	0.37	2.37	7.1	10	16.4	616	0.37	<0.05	4.7	0.179	0.94
K285060		7280	158.0	80.9	0.028	0.33	3.65	7.5	11	23.6	569	0.34	<0.05	4.8	0.186	1.05
K285061		7730	94.8	59.2	0.017	0.36	1.49	6.6	8	12.6	589	0.29	<0.05	4.1	0.164	0.74
K285062		7650	133.0	58.9	0.016	0.35	1.60	6.5	11	12.3	582	0.28	<0.05	3.9	0.163	0.72
K285063		6910	103.0	71.3	0.012	0.16	3.80	5.4	8	15.7	530	0.30	0.06	4.1	0.163	0.88
K285064		5300	43.4	61.4	0.021	0.38	2.79	6.4	11	7.9	665	0.30	0.05	4.1	0.157	0.74
K285065		3930	46.7	44.3	0.027	0.37	3.38	4.6	14	3.0	700	0.31	<0.05	3.3	0.129	0.74
K285066		5640	32.3	33.6	0.024	0.27	1.87	4.2	9	2.7	1035	0.23	<0.05	2.6	0.097	0.59
K285067		1090	971	88.1	0.013	1.01	8.01	8.7	23	130.5	205	0.66	0.21	7.7	0.277	0.89
K285068		6620	43.3	20.3	0.013	0.09	2.60	2.6	9	1.7	832	0.12	<0.05	1.7	0.063	0.41
K285069		900	>10000	66.8	0.008	1.94	33.0	7.1	123	220	570	0.55	0.77	6.6	0.229	1.53
K285070		900	2550	71.9	0.009	0.42	10.45	5.0	30	84.5	268	0.37	0.23	4.5	0.155	1.02
K285071		990	359	120.5	0.014	0.26	4.45	7.2	10	58.4	265	0.46	<0.05	5.9	0.200	1.46
K285072		970	241	121.0	0.015	0.24	4.19	7.5	9	59.5	260	0.46	<0.05	5.9	0.199	1.43
K285073		810	263	137.5	0.009	0.37	5.44	9.1	11	83.1	365	0.60	<0.05	7.5	0.257	1.51
K285074		580	273	71.3	0.002	0.11	10.50	5.1	6	54.9	317	0.39	<0.05	4.6	0.158	0.80
K285075		1010	468	144.5	0.013	0.35	6.66	10.3	12	120.5	541	0.75	<0.05	9.1	0.323	1.60
K285076		800	>10000	11.7	0.008	4.25	20.5	5.2	209	>500	253	0.53	1.19	6.2	0.222	1.09
K285077		450	34.6	3.3	<0.002	0.02	0.10	0.4	1	3.6	48.9	<0.05	<0.05	<0.2	0.005	0.02
K285078		920	6250	112.0	0.011	1.46	17.45	8.2	67	>500	286	0.57	0.31	7.3	0.245	1.59
K285079		710	>10000	101.5	0.009	5.55	38.2	6.4	350	>500	119.5	0.52	1.78	6.0	0.223	2.78
K285080		930	694	236	0.010	0.43	13.75	9.2	10	148.5	215	0.69	<0.05	8.6	0.298	2.45
K285081		960	>10000	119.0	0.010	2.59	16.50	6.7	148	>500	228	0.55	0.68	6.5	0.236	1.77
K285082		1160	2590	81.1	0.013	2.62	11.95	7.9	53	140.0	188.0	0.60	0.49	6.9	0.255	0.94
K285083		990	5160	163.0	0.010	1.59	15.65	7.4	60	500	153.0	0.59	0.21	7.1	0.258	1.94
K285084		1020	1060	160.0	0.028	0.78	10.10	10.8	21	131.0	274	0.76	0.07	9.7	0.323	1.76
K285085		1280	1210	187.5	0.017	0.37	6.99	11.5	19	185.0	234	0.74	<0.05	9.3	0.315	2.20
K285086		660	513	151.5	0.009	0.55	4.89	9.6	12	84.0	269	0.71	<0.05	9.3	0.293	1.84
K285087		810	440	207	0.008	0.69	5.61	11.3	12	257	223	0.79	<0.05	10.3	0.330	2.23

***** See Appendix Page for comments regarding this certificate *****

ALS Canada Ltd.
2103 Dollarton Hwy
North Vancouver BC V7H 0A7
Phone: 604 984 0221 Fax: 604 984 0218 www.alsglobal.com

To: **SILVER RANGE RESOURCES LTD.**
C/O ARCHER, CATHRO & ASSOCIATES (1981) LIMITED
1016-510 W HASTINGS ST
VANCOUVER BC V6B 1L8

Finalized Date: 12-AUG-2012
Account: RANSIL

Project: KEG (Main - Group 2)

CERTIFICATE OF ANALYSIS WH12174520

Sample Description	Method	ME-MS61	ME-MS61	ME-MS61	ME-MS61	ME-MS61	ME-MS61	Ag-OG62	Pb-OG62	Zn-OG62
	Analyte	U	V	W	Y	Zn	Zr	Ag	Pb	Zn
	Units	ppm	ppm	ppm	ppm	ppm	ppm	ppm	%	%
	LOR	0.1	1	0.1	0.1	2	0.5	1	0.001	0.001
K285052		1.8	34	1.0	16.6	276	30.7			
K285053		3.7	140	1.1	19.8	4010	61.1			
K285054		5.3	132	1.1	29.6	2040	77.2			
K285055		0.4	2	0.1	0.8	21	0.5			
K285056		3.7	91	1.3	32.2	469	65.2			
K285057		4.5	81	0.8	31.8	109	69.7			
K285058		5.1	115	0.9	30.6	604	59.4			
K285059		5.7	90	0.8	33.9	107	51.9			
K285060		6.3	100	1.3	36.1	250	57.5			
K285061		5.2	79	0.8	32.9	214	46.9			
K285062		5.3	78	0.7	32.7	157	46.1			
K285063		4.1	64	0.8	26.2	116	41.0			
K285064		4.8	86	0.6	28.0	178	42.6			
K285065		5.5	85	0.8	24.2	203	36.2			
K285066		6.2	70	0.7	24.2	159	30.9			
K285067		4.1	130	2.5	26.3	2990	51.2			
K285068		4.5	36	1.1	19.1	130	20.7			
K285069		3.0	64	1.0	22.5	8510	53.2		1.160	
K285070		3.0	50	0.7	19.5	2620	41.0			
K285071		3.8	70	0.9	22.7	723	51.0			
K285072		3.9	69	0.9	21.9	626	52.7			
K285073		3.4	79	1.1	24.5	732	60.0			
K285074		1.8	40	1.6	17.9	1070	40.8			
K285075		3.9	82	1.6	27.2	1140	77.2			
K285076		3.9	53	4.3	21.0	>10000	45.0	164	1.950	1.245
K285077		0.7	3	0.1	1.2	47	0.8			
K285078		3.9	67	12.9	23.5	3920	55.9			
K285079		4.2	52	58.1	21.2	>10000	49.3	255	3.35	1.875
K285080		3.8	78	1.2	25.9	710	65.4			
K285081		3.2	63	7.6	22.7	6230	50.5		1.660	
K285082		3.9	121	2.9	24.2	8420	47.5			
K285083		3.4	67	0.9	24.4	4390	61.4			
K285084		4.9	107	1.4	27.6	910	78.0			
K285085		3.9	104	1.3	30.2	1140	76.2			
K285086		3.2	70	1.2	23.8	554	63.2			
K285087		3.3	73	1.2	28.6	409	77.2			

***** See Appendix Page for comments regarding this certificate *****

ALS Canada Ltd.
2103 Dollarton Hwy
North Vancouver BC V7H 0A7
Phone: 604 984 0221 Fax: 604 984 0218 www.alsglobal.com

To: **SILVER RANGE RESOURCES LTD.**
C/O ARCHER, CATHRO & ASSOCIATES (1981) LIMITED
1016- 510 W HASTINGS ST
VANCOUVER BC V6B 1L8

Page: Appendix 1
Total # Appendix Pages: 1
Finalized Date: 12- AUG- 2012
Account: RANSIL

Project: KEG (Main - Group 2)

CERTIFICATE OF ANALYSIS WH12174520

Method	CERTIFICATE COMMENTS
ME- MS61	Interference: Ca> 10% on ICP- MS As, ICP- AES results shown.
ME- MS61	REE's may not be totally soluble in this method.

ALS Canada Ltd.

2103 Dollarton Hwy
North Vancouver BC V7H 0A7
Phone: 604 984 0221 Fax: 604 984 0218 www.alsglobal.com

To: **SILVER RANGE RESOURCES LTD.**
C/O ARCHER, CATHRO & ASSOCIATES (1981) LIMITED
1016-510 W HASTINGS ST
VANCOUVER BC V6B 1L8

Finalized Date: 12-AUG-2012
Account: RANSIL

CERTIFICATE WH12174521

Project: KEG - Group 3

P.O. No.: Vent

This report is for 26 Rock samples submitted to our lab in Whitehorse, YT, Canada on 26-JUL-2012.

The following have access to data associated with this certificate:

MATT DUMALA	JOAN MARIACHER	

SAMPLE PREPARATION

ALS CODE	DESCRIPTION
WEI-21	Received Sample Weight
LOG-22	Sample login - Rcd w/o BarCode
CRU-31	Fine crushing - 70%<2mm
CRU-QC	Crushing QC Test
SPL-21	Split sample - riffle splitter
PUL-QC	Pulverizing QC Test
PUL-31	Pulverize split to 85%<75 um

ANALYTICAL PROCEDURES

ALS CODE	DESCRIPTION	INSTRUMENT
Au-AA24	Au 50g FA AA finish	AAS
ME-OG62	Ore Grade Elements - Four Acid	ICP-AES
ME-MS61	48 element four acid ICP-MS	
Ag-OG62	Ore Grade Ag - Four Acid	VARIABLE
Pb-OG62	Ore Grade Pb - Four Acid	VARIABLE

To: **SILVER RANGE RESOURCES LTD.**
ATTN: JOAN MARIACHER
C/O ARCHER, CATHRO & ASSOCIATES (1981) LIMITED
1016-510 W HASTINGS ST
VANCOUVER BC V6B 1L8

This is the Final Report and supersedes any preliminary report with this certificate number. Results apply to samples as submitted. All pages of this report have been checked and approved for release.

***** See Appendix Page for comments regarding this certificate *****

Signature:

Colin Ramshaw, Vancouver Laboratory Manager

ALS Canada Ltd.
2103 Dollarton Hwy
North Vancouver BC V7H 0A7
Phone: 604 984 0221 Fax: 604 984 0218 www.alsglobal.com

To: **SILVER RANGE RESOURCES LTD.**
C/O ARCHER, CATHRO & ASSOCIATES (1981) LIMITED
1016- 510 W HASTINGS ST
VANCOUVER BC V6B 1L8

Finalized Date: 12- AUG- 2012
Account: RANSIL

Project: KEG - Group 3

CERTIFICATE OF ANALYSIS WH12174521

Sample Description	Method	WEI-21	Au-AA24	ME-MS61	ME-MS61	ME-MS61	ME-MS61	ME-MS61	ME-MS61	ME-MS61	ME-MS61	ME-MS61	ME-MS61	ME-MS61	ME-MS61	ME-MS61
	Analyte	Recvd Wt.	Au	Ag	Al	As	Ba	Be	Bi	Ca	Cd	Ce	Co	Cr	Cs	Cu
	Units	kg	ppm	ppm	%	ppm	ppm	ppm	ppm	%	ppm	ppm	ppm	ppm	ppm	ppm
	LOR	0.02	0.005	0.01	0.01	0.2	10	0.05	0.01	0.01	0.02	0.01	0.1	1	0.05	0.2
M676667		4.59	<0.005	5.51	7.69	1040	1070	1.58	4.73	0.96	2.19	48.4	3.1	68	7.20	68.7
M676668		6.70	<0.005	5.02	7.80	923	1140	1.92	0.90	1.23	3.18	38.9	3.9	20	7.96	75.2
M676669		6.37	<0.005	11.25	7.55	896	1030	2.03	1.60	0.28	2.07	31.4	1.4	27	8.38	82.7
M676670		6.64	<0.005	5.88	6.58	2020	1040	1.78	1.08	1.04	3.08	46.8	3.1	29	6.45	81.0
M676671		5.78	<0.005	7.59	6.32	1740	960	1.91	2.34	0.38	3.46	39.0	1.8	41	6.37	78.8
M676672		6.10	<0.005	8.50	6.98	1125	810	1.84	2.77	0.07	2.91	28.1	0.9	28	8.50	82.0
M676673		3.73	<0.005	5.56	7.32	1200	1090	2.12	1.15	0.85	2.73	52.4	2.8	30	7.83	68.7
M676674		5.57	<0.005	18.80	7.29	2270	970	1.83	3.69	0.08	5.68	34.4	0.6	21	7.46	132.0
M676675		3.66	<0.005	20.1	8.11	945	790	2.28	5.85	1.57	3.55	47.2	4.3	20	5.13	66.5
M676676		4.92	<0.005	10.95	6.27	1155	700	1.86	5.79	0.23	2.12	29.9	1.1	41	5.96	64.5
M676677		4.01	0.008	19.10	6.64	638	1770	1.54	3.17	0.73	4.56	56.2	3.5	62	7.95	54.5
M676678		3.94	<0.005	1.18	7.74	52.1	1540	1.58	0.56	0.40	1.29	64.8	1.2	78	9.95	42.6
M676679		5.00	<0.005	7.38	7.62	258	1750	1.72	1.98	0.53	1.03	71.2	2.5	78	9.08	55.0
M676680		3.20	0.005	69.6	7.19	715	3150	1.68	3.76	0.99	4.24	65.4	3.8	67	8.17	133.0
M676681		5.33	<0.005	1.18	7.53	131.0	1510	1.90	1.47	1.25	1.52	72.0	4.8	72	11.85	29.9
M676682		5.31	0.017	2.05	7.26	2350	1280	1.94	4.47	0.94	1.50	68.4	5.3	76	11.30	34.9
M676683		4.45	0.018	6.76	6.82	2690	1160	1.68	16.65	1.46	1.75	61.9	5.8	60	7.46	52.2
M676684		2.93	<0.005	5.12	7.10	1855	1090	2.15	0.81	1.54	2.19	61.1	4.0	42	5.67	32.7
M676685		6.31	<0.005	2.39	7.34	3980	1270	1.96	2.17	1.09	1.58	77.4	4.0	51	6.76	36.4
M676686		3.92	<0.005	7.45	7.40	1930	1310	2.03	2.50	1.11	2.13	57.5	3.9	54	6.25	31.7
M676687		3.54	<0.005	1.43	7.51	115.5	1130	1.92	0.24	1.86	1.86	69.2	7.7	62	8.64	33.9
M676688		5.18	<0.005	1.27	7.44	218	1520	1.96	0.84	1.34	1.38	66.5	5.5	60	9.09	34.5
M676689		5.49	0.008	5.34	7.25	2810	1060	2.00	2.48	1.10	2.29	57.1	5.4	75	8.03	27.9
M676690		2.68	0.035	>100	7.93	>10000	2710	3.08	3.72	0.40	5.48	83.7	2.5	62	16.25	185.5
M676691		3.63	0.031	>100	7.76	>10000	2530	3.11	3.24	0.10	9.96	77.6	1.5	67	21.1	167.5
M676692		9.07	0.005	68.8	6.72	6100	1420	2.21	2.06	0.05	4.60	67.7	0.9	72	9.82	74.5

***** See Appendix Page for comments regarding this certificate *****

ALS Canada Ltd.
2103 Dollarton Hwy
North Vancouver BC V7H 0A7
Phone: 604 984 0221 Fax: 604 984 0218 www.alsglobal.com

To: **SILVER RANGE RESOURCES LTD.**
C/O ARCHER, CATHRO & ASSOCIATES (1981) LIMITED
1016- 510 W HASTINGS ST
VANCOUVER BC V6B 1L8

Finalized Date: 12- AUG- 2012
Account: RANSIL

Project: KEG - Group 3

CERTIFICATE OF ANALYSIS WH12174521

Sample Description	Method	ME-MS61	ME-MS61	ME-MS61	ME-MS61	ME-MS61	ME-MS61	ME-MS61	ME-MS61	ME-MS61	ME-MS61	ME-MS61	ME-MS61	ME-MS61	ME-MS61	ME-MS61
	Analyte	Fe	Ga	Ge	Hf	In	K	La	Li	Mg	Mn	Mo	Na	Nb	Ni	P
	Units	%	ppm	ppm	ppm	ppm	%	ppm	ppm	%	ppm	ppm	%	ppm	ppm	ppm
	LOR	0.01	0.05	0.05	0.1	0.005	0.01	0.5	0.2	0.01	5	0.05	0.01	0.1	0.2	10
M676667		3.47	20.0	0.21	2.4	0.092	2.92	26.0	32.7	1.12	194	4.00	0.23	10.9	10.5	540
M676668		3.54	20.7	0.24	2.8	0.063	2.89	18.4	33.3	0.79	184	2.20	0.43	12.1	4.9	440
M676669		3.65	21.2	0.24	2.7	0.115	3.26	16.7	26.8	0.67	98	5.90	0.15	11.4	4.2	440
M676670		3.32	18.95	0.25	2.2	0.144	2.74	23.0	31.1	0.72	140	5.69	0.18	10.7	8.6	730
M676671		2.75	19.20	0.23	2.6	0.120	2.43	19.8	29.4	0.72	112	12.95	0.20	11.0	6.0	450
M676672		3.53	19.90	0.22	2.7	0.105	2.88	15.5	21.8	0.61	74	5.73	0.08	11.0	4.8	500
M676673		3.43	20.4	0.24	2.8	0.169	3.10	27.4	32.8	0.74	155	12.35	0.39	11.4	5.5	520
M676674		4.41	20.7	0.28	2.8	0.213	2.71	18.1	19.6	0.68	101	6.41	0.11	12.0	3.3	530
M676675		3.73	24.3	0.28	2.7	0.147	2.25	23.2	30.1	1.22	207	3.00	0.40	13.1	4.8	580
M676676		2.65	19.00	0.19	2.5	0.092	2.06	16.6	20.8	0.91	92	8.05	0.16	11.1	8.6	560
M676677		4.08	19.60	0.28	2.4	0.157	3.07	31.1	35.9	0.86	166	3.08	0.22	12.0	9.7	770
M676678		2.06	21.9	0.19	2.6	0.042	3.42	34.9	50.1	1.14	148	3.21	0.08	14.3	23.8	700
M676679		2.61	21.7	0.23	2.7	0.036	3.56	40.2	37.2	1.17	107	3.53	0.13	14.1	27.5	810
M676680		3.34	20.6	0.29	2.6	0.216	2.95	35.7	40.9	1.21	166	3.26	0.13	13.5	27.6	680
M676681		1.63	22.7	0.21	2.6	0.029	3.19	38.5	34.6	0.99	88	2.64	0.12	15.0	30.6	730
M676682		1.76	22.0	0.22	2.6	0.038	2.78	37.1	38.4	1.16	106	3.00	0.14	14.9	38.4	670
M676683		2.31	20.5	0.25	2.5	0.052	2.27	33.5	43.6	1.18	201	2.67	0.36	13.2	24.5	590
M676684		2.86	20.6	0.26	2.5	0.239	2.63	32.8	39.0	1.09	198	3.69	0.51	11.4	18.5	1000
M676685		2.67	22.2	0.26	2.6	0.036	3.07	41.0	46.2	0.86	192	3.44	0.44	11.9	24.3	520
M676686		2.90	22.2	0.21	2.4	0.092	2.69	30.6	36.6	1.08	156	3.49	0.44	11.9	15.0	520
M676687		3.12	21.6	0.23	2.6	0.033	2.58	36.4	41.8	1.27	240	2.05	0.51	12.9	25.8	570
M676688		2.89	21.4	0.22	2.5	0.046	2.89	36.1	40.7	1.28	184	2.71	0.31	12.3	33.5	590
M676689		2.72	20.4	0.22	2.2	0.062	2.47	30.8	38.5	1.31	135	3.10	0.24	10.7	24.1	610
M676690		5.50	19.30	0.48	1.8	1.185	3.37	44.1	37.8	0.81	109	9.03	0.20	8.0	25.1	3130
M676691		5.47	18.55	0.48	1.6	0.909	2.70	39.1	32.2	0.70	81	10.85	0.07	7.1	26.8	2560
M676692		3.43	19.85	0.26	1.7	0.265	2.99	36.1	36.3	0.48	69	4.74	0.03	8.6	31.4	1010

***** See Appendix Page for comments regarding this certificate *****

ALS Canada Ltd.
2103 Dollarton Hwy
North Vancouver BC V7H 0A7
Phone: 604 984 0221 Fax: 604 984 0218 www.alsglobal.com

To: **SILVER RANGE RESOURCES LTD.**
C/O ARCHER, CATHRO & ASSOCIATES (1981) LIMITED
1016- 510 W HASTINGS ST
VANCOUVER BC V6B 1L8

Finalized Date: 12- AUG- 2012
Account: RANSIL

Project: KEG - Group 3

CERTIFICATE OF ANALYSIS WH12174521

Sample Description	Method	ME-MS61	ME-MS61	ME-MS61	ME-MS61	ME-MS61	ME-MS61	ME-MS61	ME-MS61	ME-MS61	ME-MS61	ME-MS61	ME-MS61	ME-MS61	ME-MS61	ME-MS61
	Analyte	Pb	Rb	Re	S	Sb	Sc	Se	Sn	Sr	Ta	Te	Th	Ti	Tl	U
	Units	ppm	ppm	ppm	%	ppm	ppm	ppm	ppm	ppm	ppm	ppm	ppm	%	ppm	ppm
	LOR	0.5	0.1	0.002	0.01	0.05	0.1	1	0.2	0.2	0.05	0.05	0.2	0.005	0.02	0.1
M676667		1185	195.0	0.004	0.39	253	18.4	18	31.4	90.6	0.84	0.22	11.8	0.349	3.03	3.1
M676668		903	200	0.004	0.50	245	20.0	17	23.2	122.0	1.01	0.16	14.7	0.341	4.03	3.6
M676669		1020	246	0.003	0.11	249	17.0	29	34.8	71.2	0.93	0.20	14.9	0.330	3.86	3.6
M676670		1810	179.5	0.004	0.38	266	17.3	23	35.6	100.5	0.85	0.27	13.3	0.320	3.05	3.5
M676671		1305	161.5	0.009	0.16	189.5	16.4	25	29.6	70.6	0.88	0.35	13.1	0.303	3.17	4.3
M676672		1270	250	0.004	0.06	224	15.7	24	41.1	36.3	0.91	0.28	13.8	0.304	3.39	3.4
M676673		1185	220	0.008	0.38	177.0	17.5	22	34.8	115.5	0.91	0.23	14.0	0.322	3.31	4.8
M676674		953	251	0.003	0.03	198.5	17.0	42	67.0	39.9	0.97	0.42	15.3	0.325	3.35	3.6
M676675		751	150.0	<0.002	0.64	104.0	22.0	27	33.8	160.0	1.01	1.09	13.8	0.355	2.79	3.5
M676676		1425	166.0	0.002	0.09	140.0	14.9	19	25.5	70.9	0.90	0.69	12.8	0.300	2.09	3.8
M676677		3980	212	0.005	0.86	143.0	13.1	26	60.1	119.5	0.86	0.55	11.6	0.318	3.20	3.4
M676678		538	193.0	0.003	0.20	8.77	12.6	4	8.4	90.5	0.98	0.07	13.5	0.370	2.45	3.9
M676679		1545	219	0.004	0.41	121.0	12.5	12	60.8	130.0	1.00	0.21	14.4	0.364	3.25	4.0
M676680		1105	178.0	0.004	0.54	57.1	12.4	30	25.2	134.5	0.95	0.42	13.7	0.347	2.78	3.7
M676681		122.5	170.5	0.003	0.39	9.24	12.5	5	3.2	110.5	1.02	0.10	14.0	0.344	1.97	3.7
M676682		76.8	152.5	0.003	0.33	19.90	12.4	15	5.0	126.0	1.01	1.02	13.7	0.352	1.87	3.8
M676683		627	148.0	0.004	0.63	27.9	13.9	24	15.6	153.5	0.92	1.77	12.1	0.333	1.90	3.3
M676684		2130	173.5	0.003	0.56	130.5	14.4	15	26.8	145.5	0.85	0.20	14.0	0.283	2.15	3.7
M676685		230	182.0	0.002	0.51	46.3	14.7	19	14.6	151.0	0.90	0.56	14.8	0.296	2.58	3.8
M676686		280	157.0	0.003	0.54	99.7	14.6	10	18.7	137.0	0.87	0.43	13.5	0.310	1.99	3.4
M676687		45.7	138.5	0.002	0.83	14.55	17.4	6	4.0	147.5	0.94	0.07	12.9	0.341	1.54	3.2
M676688		84.7	163.0	0.003	0.64	58.6	13.3	7	6.5	135.0	0.88	0.11	14.1	0.309	1.79	3.6
M676689		625	138.0	0.002	0.61	39.0	12.8	11	8.9	103.0	0.73	2.13	11.4	0.309	2.11	3.2
M676690		>10000	209	0.007	0.66	367	12.6	86	110.5	114.0	0.60	1.45	12.5	0.234	8.10	4.2
M676691		>10000	219	0.006	0.19	509	11.6	77	121.5	106.5	0.51	1.66	10.3	0.208	12.30	4.3
M676692		2200	208	<0.002	0.04	217	10.9	21	35.5	70.8	0.61	0.40	12.7	0.234	5.72	3.9

***** See Appendix Page for comments regarding this certificate *****

ALS Canada Ltd.
2103 Dollarton Hwy
North Vancouver BC V7H 0A7
Phone: 604 984 0221 Fax: 604 984 0218 www.alsglobal.com

To: **SILVER RANGE RESOURCES LTD.**
C/O ARCHER, CATHRO & ASSOCIATES (1981) LIMITED
1016- 510 W HASTINGS ST
VANCOUVER BC V6B 1L8

Finalized Date: 12- AUG- 2012
Account: RANSIL

Project: KEG - Group 3

CERTIFICATE OF ANALYSIS WH12174521

Sample Description	Method	ME-MS61	ME-MS61	ME-MS61	ME-MS61	ME-MS61	Ag-OG62	Pb-OG62
	Analyte	V	W	Y	Zn	Zr	Ag	Pb
	Units	ppm	ppm	ppm	ppm	ppm	ppm	%
	LOR	1	0.1	0.1	2	0.5	1	0.001
M676667		183	1.1	15.8	157	77.5		
M676668		74	1.3	16.1	321	85.7		
M676669		132	1.6	8.9	197	86.1		
M676670		179	1.3	16.0	177	72.5		
M676671		485	1.3	12.0	205	84.7		
M676672		131	1.4	7.8	141	85.3		
M676673		410	1.6	19.3	309	91.7		
M676674		121	1.6	8.5	154	91.0		
M676675		93	1.2	19.4	366	89.5		
M676676		330	1.2	10.1	101	82.6		
M676677		172	1.4	13.3	189	83.6		
M676678		209	1.2	14.4	82	92.8		
M676679		196	1.2	12.7	103	96.0		
M676680		185	1.2	17.1	222	92.1		
M676681		214	1.3	17.9	92	96.4		
M676682		242	1.3	17.6	101	95.9		
M676683		202	1.5	18.1	100	89.0		
M676684		134	1.2	19.6	86	84.5		
M676685		154	1.1	16.9	198	87.6		
M676686		180	1.2	16.0	160	81.2		
M676687		162	1.0	22.0	146	87.3		
M676688		183	1.0	17.3	161	88.1		
M676689		217	0.8	15.9	120	80.6		
M676690		240	1.0	29.6	236	63.1	386	1.500
M676691		241	1.0	29.7	231	59.8	227	1.830
M676692		287	1.1	16.5	233	66.1		

***** See Appendix Page for comments regarding this certificate *****

ALS Canada Ltd.
2103 Dollarton Hwy
North Vancouver BC V7H 0A7
Phone: 604 984 0221 Fax: 604 984 0218 www.alsglobal.com

To: **SILVER RANGE RESOURCES LTD.**
C/O ARCHER, CATHRO & ASSOCIATES (1981) LIMITED
1016- 510 W HASTINGS ST
VANCOUVER BC V6B 1L8

Page: Appendix 1
Total # Appendix Pages: 1
Finalized Date: 12- AUG- 2012
Account: RANSIL

Project: KEG - Group 3

CERTIFICATE OF ANALYSIS WH12174521

Method	CERTIFICATE COMMENTS
ME- MS61	REE's may not be totally soluble in this method.

ALS Canada Ltd.

2103 Dollarton Hwy
North Vancouver BC V7H 0A7
Phone: 604 984 0221 Fax: 604 984 0218 www.alsglobal.com

To: **SILVER RANGE RESOURCES LTD.**
C/O ARCHER, CATHRO & ASSOCIATES (1981) LIMITED
1016-510 W HASTINGS ST
VANCOUVER BC V6B 1L8

Finalized Date: 13-AUG-2012
Account: RANSIL

CERTIFICATE WH12174522

Project: Keg-Group 3

P.O. No.: Vent

This report is for 25 Rock samples submitted to our lab in Whitehorse, YT, Canada on 26-JUL-2012.

The following have access to data associated with this certificate:

MATT DUMALA	JOAN MARIACHER	

SAMPLE PREPARATION

ALS CODE	DESCRIPTION
WEI-21	Received Sample Weight
LOG-22	Sample login - Rcd w/o BarCode
CRU-31	Fine crushing - 70%<2mm
CRU-QC	Crushing QC Test
SPL-21	Split sample - riffle splitter
PUL-QC	Pulverizing QC Test
PUL-31	Pulverize split to 85%<75 um

ANALYTICAL PROCEDURES

ALS CODE	DESCRIPTION	INSTRUMENT
Au-AA24	Au 50g FA AA finish	AAS
ME-MS61	48 element four acid ICP-MS	

To: **SILVER RANGE RESOURCES LTD.**
ATTN: JOAN MARIACHER
C/O ARCHER, CATHRO & ASSOCIATES (1981) LIMITED
1016-510 W HASTINGS ST
VANCOUVER BC V6B 1L8

This is the Final Report and supersedes any preliminary report with this certificate number. Results apply to samples as submitted. All pages of this report have been checked and approved for release.

***** See Appendix Page for comments regarding this certificate *****

Signature:

Colin Ramshaw, Vancouver Laboratory Manager

ALS Canada Ltd.
2103 Dollarton Hwy
North Vancouver BC V7H 0A7
Phone: 604 984 0221 Fax: 604 984 0218 www.alsglobal.com

To: **SILVER RANGE RESOURCES LTD.**
C/O ARCHER, CATHRO & ASSOCIATES (1981) LIMITED
1016-510 W HASTINGS ST
VANCOUVER BC V6B 1L8

Finalized Date: 13-AUG-2012
Account: RANSIL

Project: Keg-Group 3

CERTIFICATE OF ANALYSIS WH12174522

Sample Description	Method	WEI-21	Au-AA24	ME-MS61	ME-MS61	ME-MS61	ME-MS61	ME-MS61	ME-MS61	ME-MS61	ME-MS61	ME-MS61	ME-MS61	ME-MS61	ME-MS61	ME-MS61
	Analyte	Recvd Wt.	Au	Ag	Al	As	Ba	Be	Bi	Ca	Cd	Ce	Co	Cr	Cs	Cu
	Units	kg	ppm	ppm	%	ppm	ppm	ppm	ppm	%	ppm	ppm	ppm	ppm	ppm	ppm
	LOR	0.02	0.005	0.01	0.01	0.2	10	0.05	0.01	0.01	0.02	0.01	0.1	1	0.05	0.2
M676542		8.35	<0.005	4.36	9.15	879	1780	1.57	0.50	0.14	1.31	54.4	1.6	22	7.58	58.3
M676543		9.23	<0.005	10.00	8.39	1680	1520	1.51	0.43	0.37	2.81	44.4	2.0	18	7.50	60.8
M676544		9.37	<0.005	14.80	8.73	2370	1430	1.66	3.87	0.04	2.50	41.9	0.7	21	8.91	76.6
M676545		7.92	<0.005	11.15	7.61	5730	1680	1.77	1.89	0.04	5.83	33.7	0.7	22	11.35	64.4
M676546		8.13	<0.005	34.3	7.84	4010	1490	2.00	1.82	0.11	4.22	45.8	0.4	21	9.74	115.0
M676547		8.40	<0.005	3.82	7.01	428	1210	1.60	1.11	0.33	5.18	60.7	2.0	62	6.89	58.4
M676548		7.49	<0.005	6.32	6.58	1895	1330	1.97	0.96	0.06	5.11	48.8	0.5	67	8.50	31.7
M676549		7.47	<0.005	2.46	6.90	344	1470	1.89	0.27	0.06	1.29	69.8	0.7	66	9.03	23.6
M676550		8.17	<0.005	3.95	7.02	284	1720	1.58	0.37	0.06	1.11	69.9	0.7	63	8.49	38.4
M676651		8.09	<0.005	3.17	7.09	280	1570	1.76	0.38	0.07	0.93	63.0	0.8	61	9.29	26.6
M676652		7.70	<0.005	2.17	7.82	148.0	1750	1.63	0.39	0.14	2.57	68.1	1.1	58	10.10	35.2
M676653		8.80	<0.005	1.57	8.07	201	1750	1.65	0.49	0.11	2.21	70.5	1.0	58	9.75	28.8
M676654		7.62	<0.005	3.71	7.08	437	1310	1.63	0.46	0.14	2.72	66.9	1.2	59	10.45	42.5
M676655		7.97	<0.005	0.98	6.77	109.5	1270	1.41	1.06	0.13	0.95	73.5	1.0	62	8.11	50.3
M676656		8.62	<0.005	1.16	7.26	65.5	1240	1.56	1.36	0.24	0.86	73.3	1.8	63	9.52	44.5
M676657		8.44	<0.005	1.51	7.53	63.6	1330	1.59	1.69	0.42	1.42	74.9	3.0	63	10.10	42.9
M676658		7.49	<0.005	1.70	7.51	93.4	1570	1.74	0.77	0.51	5.89	74.1	3.9	63	10.70	51.7
M676659		9.06	<0.005	1.85	7.11	206	1340	1.66	1.11	0.46	2.14	66.2	2.8	64	9.76	37.8
M676660		8.29	<0.005	5.54	6.94	485	1280	1.54	1.06	0.19	1.38	62.6	1.9	60	9.80	43.2
M676661		8.07	<0.005	3.01	6.76	336	1370	1.63	0.77	0.25	2.15	66.2	1.7	63	8.40	42.6
M676662		7.37	<0.005	2.48	7.18	284	1470	1.62	1.42	0.18	1.42	64.8	1.5	59	9.61	37.6
M676663		7.18	<0.005	4.65	7.11	633	1270	1.70	1.00	0.66	3.13	64.6	3.4	51	9.31	47.4
M676664		8.02	<0.005	4.94	7.36	536	1360	1.93	1.51	0.75	3.53	64.8	4.0	52	9.03	57.4
M676665		8.60	<0.005	8.21	7.51	868	1400	1.81	2.34	0.17	3.29	64.1	1.4	52	9.12	64.0
M676666		7.66	<0.005	2.78	7.79	1125	1630	1.97	0.32	0.59	5.70	72.9	4.0	64	10.35	39.5

***** See Appendix Page for comments regarding this certificate *****

ALS Canada Ltd.
2103 Dollarton Hwy
North Vancouver BC V7H 0A7
Phone: 604 984 0221 Fax: 604 984 0218 www.alsglobal.com

To: **SILVER RANGE RESOURCES LTD.**
C/O ARCHER, CATHRO & ASSOCIATES (1981) LIMITED
1016-510 W HASTINGS ST
VANCOUVER BC V6B 1L8

Finalized Date: 13-AUG-2012
Account: RANSIL

Project: Keg-Group 3

CERTIFICATE OF ANALYSIS WH12174522

Sample Description	Method	ME-MS61	ME-MS61	ME-MS61	ME-MS61	ME-MS61	ME-MS61	ME-MS61	ME-MS61	ME-MS61	ME-MS61	ME-MS61	ME-MS61	ME-MS61	ME-MS61	ME-MS61
	Analyte	Fe	Ga	Ge	Hf	In	K	La	Li	Mg	Mn	Mo	Na	Nb	Ni	P
	Units	%	ppm	ppm	ppm	ppm	%	ppm	ppm	%	ppm	ppm	%	ppm	ppm	ppm
	LOR	0.01	0.05	0.05	0.1	0.005	0.01	0.5	0.2	0.01	5	0.05	0.01	0.1	0.2	10
M676542		2.89	22.0	0.18	3.2	0.038	3.87	26.3	25.3	0.45	136	1.91	0.11	12.9	26.6	480
M676543		3.51	20.3	0.24	3.0	0.031	3.74	22.3	23.1	0.41	132	1.84	0.25	11.9	23.2	430
M676544		3.27	21.5	0.23	2.9	0.056	3.47	20.5	21.4	0.49	100	2.40	0.05	12.4	15.9	410
M676545		4.16	21.1	0.23	3.0	0.317	3.28	15.7	18.9	0.39	74	2.17	0.03	12.1	19.2	400
M676546		3.87	22.1	0.25	3.1	0.109	3.46	22.5	20.9	0.54	87	5.20	0.08	12.7	3.8	460
M676547		2.87	21.0	0.21	1.4	0.034	1.97	32.3	45.6	1.00	184	3.33	0.08	9.4	29.3	490
M676548		2.22	20.8	0.20	1.3	0.114	2.99	23.2	35.9	0.53	73	5.28	0.04	8.2	8.5	520
M676549		1.41	20.5	0.18	1.3	0.029	3.22	36.4	45.5	0.66	85	4.44	0.02	7.1	29.3	550
M676550		1.50	21.4	0.19	1.2	0.035	3.23	37.7	48.8	0.82	98	3.18	0.03	7.0	55.0	520
M676651		1.41	22.0	0.19	1.4	0.036	3.43	33.0	45.9	0.92	113	3.23	0.05	8.0	34.7	450
M676652		1.95	20.6	0.14	1.4	0.034	3.78	37.1	39.2	1.08	90	3.05	0.05	7.6	51.0	530
M676653		1.81	21.0	0.15	1.6	0.043	3.66	39.6	41.0	1.10	115	3.70	0.04	8.8	40.0	530
M676654		2.47	19.80	0.17	1.8	0.032	3.30	37.3	37.4	1.00	104	3.98	0.05	8.7	38.3	570
M676655		2.64	19.25	0.17	1.8	0.028	2.81	41.0	36.3	1.23	134	3.36	0.07	9.7	36.6	630
M676656		2.45	20.0	0.19	1.9	0.042	3.01	40.6	43.3	1.27	130	3.13	0.05	9.6	41.1	650
M676657		2.35	21.7	0.19	2.0	0.056	3.17	41.4	44.0	1.27	137	2.92	0.06	10.4	40.3	680
M676658		2.07	21.3	0.18	2.1	0.035	3.34	41.2	47.9	1.27	137	2.70	0.07	10.1	43.5	620
M676659		2.09	19.85	0.21	2.1	0.039	2.78	36.8	44.0	1.13	154	3.16	0.08	10.9	39.7	610
M676660		2.14	19.65	0.23	2.0	0.077	2.75	34.7	42.5	1.04	130	3.08	0.05	10.6	40.7	550
M676661		2.35	19.25	0.18	2.1	0.032	2.58	37.6	40.6	1.04	145	3.57	0.08	10.8	46.2	560
M676662		2.25	20.2	0.17	2.2	0.054	3.02	36.6	40.5	0.99	126	5.94	0.05	10.3	37.8	550
M676663		2.36	19.80	0.18	2.3	0.058	2.72	36.7	40.8	1.13	139	4.95	0.09	10.7	35.9	550
M676664		2.58	20.6	0.21	2.3	0.076	3.10	35.9	42.5	1.07	146	7.46	0.13	9.8	29.4	600
M676665		2.60	21.4	0.20	2.3	0.057	3.21	35.5	39.8	0.83	129	4.69	0.10	10.1	27.8	520
M676666		2.11	22.5	0.20	2.4	0.046	3.61	40.3	53.5	1.01	151	4.83	0.16	10.3	32.7	470

***** See Appendix Page for comments regarding this certificate *****

ALS Canada Ltd.
2103 Dollarton Hwy
North Vancouver BC V7H 0A7
Phone: 604 984 0221 Fax: 604 984 0218 www.alsglobal.com

To: **SILVER RANGE RESOURCES LTD.**
C/O ARCHER, CATHRO & ASSOCIATES (1981) LIMITED
1016- 510 W HASTINGS ST
VANCOUVER BC V6B 1L8

Finalized Date: 13- AUG- 2012
Account: RANSIL

Project: Keg- Group 3

CERTIFICATE OF ANALYSIS WH12174522

Sample Description	Method	ME-MS61	ME-MS61	ME-MS61	ME-MS61	ME-MS61	ME-MS61	ME-MS61	ME-MS61	ME-MS61	ME-MS61	ME-MS61	ME-MS61	ME-MS61	ME-MS61	ME-MS61
	Analyte	Pb	Rb	Re	S	Sb	Sc	Se	Sn	Sr	Ta	Te	Th	Ti	Tl	U
	Units	ppm	ppm	ppm	%	ppm	ppm	ppm	ppm	ppm	ppm	ppm	ppm	%	ppm	ppm
	LOR	0.5	0.1	0.002	0.01	0.05	0.1	1	0.2	0.2	0.05	0.05	0.2	0.005	0.02	0.1
M676542		686	244	0.004	0.06	341	18.1	10	18.2	90.8	1.06	0.09	15.9	0.378	3.13	4.3
M676543		618	249	0.003	0.16	307	17.5	12	26.8	94.2	0.98	0.08	15.5	0.358	3.49	4.0
M676544		1040	288	0.002	0.03	263	17.6	15	35.9	53.9	1.02	0.46	15.7	0.324	3.70	4.1
M676545		686	244	0.003	0.02	256	18.3	14	26.1	64.9	1.01	0.41	14.1	0.334	3.72	4.0
M676546		1590	297	0.002	0.04	266	19.7	23	44.4	47.1	1.05	0.31	16.4	0.342	3.89	4.1
M676547		165.0	118.0	0.002	0.14	65.7	15.2	12	10.1	91.0	0.68	0.09	12.0	0.292	1.77	2.8
M676548		773	191.5	0.002	0.07	584	12.5	10	19.5	76.3	0.58	0.15	10.6	0.228	2.85	3.3
M676549		300	191.5	0.002	0.04	560	11.1	5	7.2	93.8	0.51	0.07	12.2	0.203	2.33	3.4
M676550		124.5	181.5	0.003	0.06	219	10.6	6	3.7	100.5	0.49	0.08	12.3	0.187	2.11	3.3
M676651		137.0	186.0	0.002	0.06	321	10.3	5	8.5	97.0	0.58	0.10	11.9	0.204	2.12	3.0
M676652		41.7	175.0	0.005	0.12	29.9	11.0	5	4.7	72.8	0.59	0.07	12.9	0.222	2.35	2.9
M676653		114.0	204	0.007	0.09	155.5	11.0	5	9.3	96.7	0.63	0.09	12.7	0.231	2.65	3.2
M676654		144.5	195.0	0.004	0.15	121.0	11.4	6	12.9	74.3	0.64	0.09	13.1	0.237	2.63	3.6
M676655		60.9	138.5	0.004	0.14	11.05	11.0	8	8.3	100.5	0.72	0.08	13.2	0.264	2.07	3.7
M676656		68.2	148.5	0.004	0.16	8.38	11.4	6	8.0	79.0	0.69	0.07	13.1	0.259	1.87	3.6
M676657		105.5	156.5	0.004	0.23	12.15	11.9	6	8.7	75.9	0.77	0.09	13.9	0.270	2.05	3.7
M676658		97.7	165.5	0.006	0.24	17.90	11.9	5	7.6	81.6	0.75	0.08	13.8	0.271	2.39	3.7
M676659		298	163.5	0.005	0.23	23.7	11.7	7	12.2	55.9	0.79	0.09	13.0	0.292	2.50	4.0
M676660		627	167.0	0.006	0.12	46.5	12.2	21	26.1	41.8	0.80	0.12	13.1	0.283	2.48	4.0
M676661		223	152.5	0.005	0.11	39.6	11.9	7	12.5	50.0	0.79	0.07	12.7	0.287	2.48	4.2
M676662		223	176.0	0.006	0.11	60.0	12.3	7	13.3	54.1	0.77	0.10	13.0	0.277	2.65	4.0
M676663		282	171.0	0.007	0.29	81.4	13.1	8	19.1	63.6	0.80	0.40	13.0	0.284	2.51	3.9
M676664		556	185.0	0.010	0.30	100.5	15.0	10	19.3	79.1	0.76	0.13	13.5	0.283	2.56	4.0
M676665		525	210	0.006	0.09	488	14.5	12	41.5	64.0	0.77	0.98	13.7	0.274	2.99	3.6
M676666		273	206	0.007	0.34	242	13.8	6	26.8	85.3	0.77	0.10	13.3	0.285	3.73	3.7

***** See Appendix Page for comments regarding this certificate *****

ALS Canada Ltd.
2103 Dollarton Hwy
North Vancouver BC V7H 0A7
Phone: 604 984 0221 Fax: 604 984 0218 www.alsglobal.com

To: **SILVER RANGE RESOURCES LTD.**
C/O ARCHER, CATHRO & ASSOCIATES (1981) LIMITED
1016-510 W HASTINGS ST
VANCOUVER BC V6B 1L8

Finalized Date: 13-AUG-2012
Account: RANSIL

Project: Keg-Group 3

CERTIFICATE OF ANALYSIS WH12174522

Sample Description	Method Analyte Units LOR	ME-MS61 V ppm 1	ME-MS61 W ppm 0.1	ME-MS61 Y ppm 0.1	ME-MS61 Zn ppm 2	ME-MS61 Zr ppm 0.5
M676542		117	1.6	8.7	246	104.0
M676543		94	1.4	9.4	286	97.5
M676544		99	1.4	7.3	143	93.7
M676545		104	1.5	6.8	196	96.3
M676546		94	1.6	9.4	121	100.0
M676547		200	1.0	10.4	184	44.4
M676548		243	1.1	10.2	83	46.3
M676549		246	0.6	11.5	67	46.2
M676550		220	0.6	10.6	79	42.2
M676651		190	0.7	9.9	73	47.9
M676652		208	0.7	10.2	117	49.1
M676653		180	0.8	9.4	96	58.0
M676654		194	0.9	10.8	113	62.6
M676655		205	0.9	9.4	71	64.9
M676656		219	1.1	12.7	105	66.3
M676657		222	1.1	14.0	135	69.3
M676658		216	1.1	14.0	184	71.3
M676659		234	1.3	12.5	109	74.3
M676660		216	1.6	10.8	126	71.5
M676661		227	1.3	9.7	110	72.6
M676662		247	1.4	10.2	106	76.0
M676663		202	1.3	12.5	118	78.4
M676664		263	1.2	14.2	185	78.6
M676665		183	1.3	12.4	128	82.7
M676666		224	1.3	14.9	209	83.2

***** See Appendix Page for comments regarding this certificate *****

ALS Canada Ltd.
2103 Dollarton Hwy
North Vancouver BC V7H 0A7
Phone: 604 984 0221 Fax: 604 984 0218 www.alsglobal.com

To: **SILVER RANGE RESOURCES LTD.**
C/O ARCHER, CATHRO & ASSOCIATES (1981) LIMITED
1016- 510 W HASTINGS ST
VANCOUVER BC V6B 1L8

Page: Appendix 1
Total # Appendix Pages: 1
Finalized Date: 13- AUG- 2012
Account: RANSIL

Project: Keg- Group 3

CERTIFICATE OF ANALYSIS WH12174522

Method	CERTIFICATE COMMENTS
ME- MS61	REE's may not be totally soluble in this method.

ALS Canada Ltd.
2103 Dollarton Hwy
North Vancouver BC V7H 0A7
Phone: 604 984 0221 Fax: 604 984 0218 www.alsglobal.com

To: **SILVER RANGE RESOURCES LTD.**
C/O ARCHER, CATHRO & ASSOCIATES (1981) LIMITED
1016-510 W HASTINGS ST
VANCOUVER BC V6B 1L8

Finalized Date: 20-AUG-2012
Account: RANSIL

CERTIFICATE WH12176027

Project: KEG (Main - Group 1)

P.O. No.: Batch 57

This report is for 36 Drill Core samples submitted to our lab in Whitehorse, YT, Canada on 31-JUL-2012.

The following have access to data associated with this certificate:

MATT DUMALA	JOAN MARIACHER	HEATHER SMITH

SAMPLE PREPARATION

ALS CODE	DESCRIPTION
WEI-21	Received Sample Weight
LOG-22	Sample login - Rcd w/o BarCode
CRU-31	Fine crushing - 70%<2mm
CRU-QC	Crushing QC Test
SPL-21	Split sample - riffle splitter
PUL-QC	Pulverizing QC Test
PUL-31	Pulverize split to 85%<75 um
LOG-22d	Sample login - Rcd w/o BarCode dup
SPL-21d	Split sample - duplicate
PUL-31d	Pulverize Split - duplicate
LOG-23	Pulp Login - Rcvd with Barcode

ANALYTICAL PROCEDURES

ALS CODE	DESCRIPTION	INSTRUMENT
Au-AA24	Au 50g FA AA finish	AAS
ME-OG62	Ore Grade Elements - Four Acid	ICP-AES
Sn-XRF05	Sn-Trace Level XRF Analysis	XRF
ME-MS61	48 element four acid ICP-MS	
Zn-OG62	Ore Grade Zn - Four Acid	VARIABLE

To: **SILVER RANGE RESOURCES LTD.**
ATTN: JOAN MARIACHER
C/O ARCHER, CATHRO & ASSOCIATES (1981) LIMITED
1016-510 W HASTINGS ST
VANCOUVER BC V6B 1L8

This is the Final Report and supersedes any preliminary report with this certificate number. Results apply to samples as submitted. All pages of this report have been checked and approved for release.

***** See Appendix Page for comments regarding this certificate *****

Signature: 

Colin Ramshaw, Vancouver Laboratory Manager

ALS Canada Ltd.
2103 Dollarton Hwy
North Vancouver BC V7H 0A7
Phone: 604 984 0221 Fax: 604 984 0218 www.alsglobal.com

To: **SILVER RANGE RESOURCES LTD.**
C/O ARCHER, CATHRO & ASSOCIATES (1981) LIMITED
1016-510 W HASTINGS ST
VANCOUVER BC V6B 1L8

Finalized Date: 20-AUG-2012
Account: RANSIL

Project: KEG (Main - Group 1)

CERTIFICATE OF ANALYSIS WH12176027

Sample Description	Method	WEI-21	Au-AA24	Sn-XRF05	ME-MS61	ME-MS61	ME-MS61	ME-MS61	ME-MS61	ME-MS61	ME-MS61	ME-MS61	ME-MS61	ME-MS61	ME-MS61	ME-MS61
	Analyte	Recvd Wt.	Au	Sn	Ag	Al	As	Ba	Be	Bi	Ca	Cd	Ce	Co	Cr	Cs
	Units	kg	ppm	ppm	ppm	%	ppm	ppm	ppm	ppm	%	ppm	ppm	ppm	ppm	ppm
	LOR	0.02	0.005	5	0.01	0.01	0.2	10	0.05	0.01	0.01	0.02	0.01	0.1	1	0.05
K285088		6.68	<0.005	564	34.6	5.11	53.2	1760	1.25	55.8	7.19	40.5	54.5	7.1	42	6.73
K285089		5.29	<0.005	147	6.01	4.35	45.5	1770	1.39	8.48	6.98	12.85	42.8	6.5	53	7.88
K285090		6.35	<0.005	52	0.81	6.01	74.4	1140	1.44	0.47	3.99	18.95	56.4	15.2	83	5.33
K285091		6.31	<0.005	56	1.06	5.98	42.4	740	1.52	0.78	4.34	5.93	51.7	14.2	63	6.36
K285092		2.99	<0.005	51	1.31	6.06	105.5	670	1.44	1.51	3.76	6.49	50.3	14.9	70	6.02
K285093		4.49	<0.005	66	1.09	5.44	101.0	1330	1.27	1.01	7.04	8.08	51.1	12.9	49	4.71
K285094		5.18	<0.005	49	5.31	4.15	229	980	1.03	8.74	8.73	14.05	41.4	8.0	45	5.60
K285095		5.38	<0.005	16	1.82	4.38	30	670	1.00	0.13	10.50	22.8	40.0	8.0	71	3.32
K285096		4.58	<0.005	13	1.25	3.49	30	600	0.80	0.15	11.55	4.07	32.7	5.4	63	2.89
K285097		4.54	<0.005	7	1.92	3.06	55	660	0.82	0.12	15.40	4.59	28.8	5.0	29	2.83
K285098		2.21	<0.005	<5	0.02	0.07	<5	20	<0.05	0.03	20.1	0.07	1.18	1.3	<1	0.27
K285099		5.55	<0.005	15	0.58	2.52	15.8	980	0.60	0.05	9.79	1.70	17.95	3.3	13	2.02
K285100		6.48	<0.005	14	0.49	3.04	22	900	0.69	0.05	11.10	2.52	25.1	5.4	25	2.62
K285101		6.30	<0.005	23	0.35	3.60	17	650	0.80	0.08	11.90	4.53	34.9	7.0	33	2.68
K285102		5.87	<0.005	103	0.98	6.20	355	1100	1.46	0.43	7.89	2.75	52.6	8.8	55	9.25
K285103		3.42	<0.005	89	1.33	4.97	174.0	790	1.26	1.22	6.43	5.00	42.9	5.9	43	6.81
K285104		5.95	<0.005	118	36.0	5.48	38.1	1370	1.14	42.4	3.98	56.7	47.8	11.8	52	5.48
K285105		3.06	<0.005	<5	0.08	0.07	5	20	<0.05	0.07	20.4	0.14	1.17	1.3	1	0.21
K285106		6.55	<0.005	64	4.58	4.27	31.8	1210	1.02	3.60	8.45	7.02	37.1	7.1	38	4.78
K285107		6.66	<0.005	44	0.60	3.93	81.1	1000	1.03	0.27	7.88	13.90	43.8	6.8	34	4.45
K285108		5.37	<0.005	60	0.43	4.73	105.0	1080	1.32	0.23	7.02	8.12	54.2	9.2	60	4.79
K285109		5.49	<0.005	73	0.19	4.59	163.0	1260	1.08	0.08	5.29	0.69	52.9	6.5	52	5.32
K285110		<0.02	<0.005	78	0.20	4.57	153.5	1290	1.17	0.09	5.16	0.63	53.1	6.4	53	5.27
K285111		6.05	<0.005	22	0.55	4.28	69.4	850	1.10	0.11	9.73	1.09	45.4	5.3	61	6.56
K285112		6.29	<0.005	11	0.68	2.72	25	1490	0.92	1.20	20.4	7.27	31.1	3.2	90	3.35
K285113		0.24	0.016	268	23.2	3.90	1070	300	1.12	85.1	7.70	280	43.0	11.9	49	4.32
K285114		6.50	<0.005	5	0.52	2.16	8	1350	0.65	0.29	20.5	6.03	26.9	2.5	80	2.64
K285115		6.80	<0.005	<5	0.91	2.56	12	1000	0.89	0.12	15.55	2.28	29.6	3.2	126	2.68
K285116		6.61	<0.005	9	0.63	3.09	13	680	0.84	0.11	10.90	7.50	36.3	5.5	75	3.70
K285117		5.63	<0.005	<5	0.70	2.86	10	1420	0.71	0.11	12.65	3.58	35.4	4.7	56	3.12
K285118		4.59	<0.005	8	0.67	2.66	19	1300	0.70	0.10	15.40	3.51	36.0	4.2	54	2.93
K285119		4.58	<0.005	11	0.65	3.52	16.7	830	0.81	0.06	8.33	1.85	40.3	4.1	74	4.97
K285120		0.22	0.006	169	14.90	4.40	134.0	1430	1.17	47.9	8.02	57.5	50.2	6.4	62	5.37
K285121		6.01	<0.005	11	0.57	2.61	7	670	0.72	0.24	12.85	1.34	31.8	3.5	49	2.35
K285122		5.26	<0.005	19	0.50	3.36	339	880	0.89	0.06	11.15	0.69	39.5	7.2	73	3.10
K285123		6.24	<0.005	14	0.66	3.63	94.4	980	1.06	0.05	8.37	1.10	46.0	5.2	81	3.36

***** See Appendix Page for comments regarding this certificate *****

ALS Canada Ltd.
2103 Dollarton Hwy
North Vancouver BC V7H 0A7
Phone: 604 984 0221 Fax: 604 984 0218 www.alsglobal.com

To: **SILVER RANGE RESOURCES LTD.**
C/O ARCHER, CATHRO & ASSOCIATES (1981) LIMITED
1016-510 W HASTINGS ST
VANCOUVER BC V6B 1L8

Finalized Date: 20-AUG-2012
Account: RANSIL

Project: KEG (Main - Group 1)

CERTIFICATE OF ANALYSIS WH12176027

Sample Description	Method	ME-MS61	ME-MS61	ME-MS61	ME-MS61	ME-MS61	ME-MS61	ME-MS61	ME-MS61	ME-MS61	ME-MS61	ME-MS61	ME-MS61	ME-MS61	ME-MS61	ME-MS61
	Analyte	Cu	Fe	Ga	Ge	Hf	In	K	La	Li	Mg	Mn	Mo	Na	Nb	Ni
	Units	ppm	%	ppm	ppm	ppm	ppm	%	ppm	ppm	%	ppm	ppm	%	ppm	ppm
	LOR	0.2	0.01	0.05	0.05	0.1	0.005	0.01	0.5	0.2	0.01	5	0.05	0.01	0.1	0.2
K285088		705	2.95	11.10	0.28	1.9	0.586	4.02	26.3	21.9	3.35	963	0.85	0.21	9.9	26.3
K285089		127.5	1.97	10.05	0.19	1.9	0.186	2.16	21.2	38.5	3.20	896	1.50	0.18	8.7	35.2
K285090		198.0	3.82	12.80	0.27	2.3	0.040	3.50	28.6	49.2	1.89	375	51.4	0.41	11.7	114.0
K285091		304	4.98	13.85	0.28	2.3	0.091	2.81	26.9	57.7	1.68	386	68.7	0.43	11.6	88.8
K285092		303	4.80	13.60	0.29	2.1	0.093	3.05	25.9	58.3	1.54	339	72.8	0.47	11.1	88.2
K285093		288	4.37	11.65	0.25	2.2	0.058	2.76	27.2	72.4	1.70	494	55.5	0.23	10.6	108.5
K285094		150.0	3.10	10.55	0.23	1.7	0.153	2.09	22.1	51.0	1.41	436	42.8	0.09	8.2	78.1
K285095		74.8	2.71	9.45	0.19	1.8	0.133	2.40	21.1	33.4	1.95	334	78.0	0.33	8.4	119.5
K285096		50.0	1.89	7.05	0.15	1.4	0.036	2.15	17.8	32.8	1.63	320	25.4	0.30	6.6	48.8
K285097		30.4	1.42	6.15	0.16	1.3	0.058	1.78	15.3	15.8	0.99	302	22.2	0.23	5.8	37.5
K285098		1.2	0.45	0.28	0.14	<0.1	<0.005	0.03	0.6	0.9	12.00	199	0.16	<0.01	0.3	<0.2
K285099		19.2	0.82	3.89	0.12	0.8	0.014	1.76	9.4	8.8	0.67	212	5.32	0.38	3.2	26.1
K285100		25.5	1.01	5.39	0.12	1.3	0.014	1.88	13.1	12.1	0.84	237	5.09	0.46	5.1	29.4
K285101		56.3	1.78	7.15	0.15	1.6	0.029	1.76	18.0	13.5	1.14	346	26.4	0.28	7.0	52.7
K285102		343	3.91	15.55	0.26	2.3	0.048	2.67	28.1	77.8	1.90	621	48.3	0.15	11.5	52.3
K285103		174.0	3.68	12.80	0.21	1.9	0.090	1.82	22.5	65.1	1.37	574	44.2	0.10	9.6	61.9
K285104		656	6.78	11.95	0.53	2.1	0.939	3.83	24.3	45.8	1.85	537	32.2	0.22	10.6	51.9
K285105		2.4	0.49	0.29	0.13	<0.1	0.005	0.03	0.6	1.0	12.25	215	0.34	<0.01	0.3	<0.2
K285106		199.5	3.36	9.71	0.21	1.7	0.205	2.77	19.4	52.5	1.31	508	40.9	0.08	8.0	66.8
K285107		141.0	2.28	8.41	0.15	1.7	0.204	2.32	23.1	34.1	1.12	346	20.2	0.35	8.4	47.3
K285108		83.8	2.28	9.86	0.19	2.2	0.025	3.55	27.2	22.5	2.20	473	16.35	0.30	8.1	73.3
K285109		53.8	1.86	10.15	0.20	1.9	0.017	4.06	26.6	25.2	2.33	536	1.52	0.16	8.1	43.0
K285110		53.5	1.88	10.05	0.21	2.1	0.018	4.23	26.9	24.3	2.36	535	1.39	0.16	8.7	42.9
K285111		55.3	1.75	8.52	0.21	1.7	0.010	2.52	23.6	28.8	2.31	342	1.59	0.13	7.9	33.7
K285112		52.3	1.29	5.55	0.17	1.2	0.363	1.47	22.1	15.1	3.15	266	2.92	0.19	6.1	25.6
K285113		1780	5.51	10.95	0.23	1.2	21.9	1.37	23.1	27.9	1.97	2440	14.55	0.16	7.2	43.3
K285114		22.5	0.91	4.17	0.16	1.1	0.099	1.27	18.9	18.3	2.58	253	2.54	0.09	4.0	19.1
K285115		36.4	1.09	4.64	0.17	1.3	0.018	1.17	24.3	16.4	1.74	161	2.97	0.10	4.5	23.1
K285116		42.8	1.30	5.64	0.23	1.5	0.046	1.60	25.4	18.0	1.97	180	4.82	0.13	6.2	35.9
K285117		28.9	1.27	5.53	0.19	1.3	0.028	1.54	24.3	15.6	2.33	245	1.49	0.14	5.3	33.8
K285118		32.4	1.62	5.80	0.18	1.4	0.017	1.56	22.7	18.9	2.84	265	1.77	0.24	5.1	41.5
K285119		39.5	1.26	6.81	0.24	1.5	0.013	1.75	30.6	32.9	1.95	205	1.21	0.10	6.2	34.0
K285120		754	3.47	11.15	0.20	1.5	2.11	1.88	27.3	37.2	2.19	1700	13.70	0.23	8.3	45.1
K285121		29.6	1.12	4.97	0.18	1.6	0.016	1.49	20.7	30.2	1.80	290	1.42	0.15	5.1	23.8
K285122		35.4	1.21	6.34	0.22	1.6	0.012	2.45	30.2	27.5	2.46	345	2.44	0.20	7.0	27.4
K285123		48.9	1.31	7.44	0.21	1.9	0.027	2.14	34.4	34.3	2.09	269	5.19	0.30	8.9	27.8

***** See Appendix Page for comments regarding this certificate *****

ALS Canada Ltd.
2103 Dollarton Hwy
North Vancouver BC V7H 0A7
Phone: 604 984 0221 Fax: 604 984 0218 www.alsglobal.com

To: **SILVER RANGE RESOURCES LTD.**
C/O ARCHER, CATHRO & ASSOCIATES (1981) LIMITED
1016-510 W HASTINGS ST
VANCOUVER BC V6B 1L8

Finalized Date: 20-AUG-2012
Account: RANSIL

Project: KEG (Main - Group 1)

CERTIFICATE OF ANALYSIS WH12176027

Sample Description	Method	ME-MS61	ME-MS61	ME-MS61	ME-MS61	ME-MS61	ME-MS61	ME-MS61	ME-MS61	ME-MS61	ME-MS61	ME-MS61	ME-MS61	ME-MS61	ME-MS61	ME-MS61
	Analyte	P	Pb	Rb	Re	S	Sb	Sc	Se	Sn	Sr	Ta	Te	Th	Ti	Tl
	Units	ppm	ppm	ppm	ppm	%	ppm	ppm	ppm	ppm	ppm	ppm	ppm	ppm	%	ppm
	LOR	10	0.5	0.1	0.002	0.01	0.05	0.1	1	0.2	0.2	0.05	0.05	0.2	0.005	0.02
K285088		700	3180	187.5	0.006	1.06	6.16	7.5	49	>500	229	0.72	0.22	7.7	0.306	2.17
K285089		780	945	103.0	0.006	0.15	6.72	9.0	14	148.0	229	0.60	0.05	6.5	0.268	1.10
K285090		770	97.2	161.5	0.067	1.26	6.73	12.5	18	46.3	275	0.80	0.08	8.7	0.382	1.96
K285091		730	71.4	139.0	0.086	2.81	11.55	11.9	23	53.7	256	0.83	0.13	8.5	0.358	1.80
K285092		720	115.5	144.0	0.090	2.77	10.65	12.2	22	46.9	248	0.78	0.15	8.1	0.368	1.90
K285093		750	87.9	129.0	0.083	1.63	6.47	9.8	19	61.7	346	0.76	0.06	8.0	0.332	1.55
K285094		660	670	102.5	0.056	0.69	17.00	7.3	35	51.2	200	0.57	0.11	6.0	0.249	1.26
K285095		750	99.9	106.5	0.081	0.89	9.30	8.1	21	12.1	278	0.60	0.11	6.4	0.268	2.20
K285096		770	86.5	94.5	0.036	0.58	4.91	6.3	12	9.9	309	0.45	0.09	5.0	0.207	1.98
K285097		520	218	74.9	0.024	0.41	5.46	4.6	17	7.7	333	0.41	0.10	4.2	0.172	1.59
K285098		170	2.1	1.7	<0.002	0.01	0.24	0.3	1	<0.2	42.9	<0.05	<0.05	<0.2	<0.005	<0.02
K285099		340	79.7	63.9	0.003	0.03	1.44	2.2	3	10.7	319	0.22	<0.05	2.2	0.101	0.82
K285100		420	54.8	69.6	0.009	0.12	1.46	3.9	5	14.6	374	0.38	<0.05	4.0	0.163	1.02
K285101		530	23.2	71.8	0.031	0.81	2.92	5.4	9	18.1	418	0.50	<0.05	5.2	0.216	1.12
K285102		830	41.9	182.0	0.062	1.81	14.40	11.5	20	105.5	309	0.81	<0.05	8.5	0.359	1.61
K285103		650	130.5	132.5	0.051	1.30	15.55	8.6	14	84.8	154.0	0.66	<0.05	6.9	0.307	1.09
K285104		690	6630	176.0	0.036	4.76	23.3	9.3	101	105.0	254	0.73	0.46	7.9	0.328	2.13
K285105		170	8.6	1.5	<0.002	0.02	0.10	0.3	1	0.3	47.6	<0.05	<0.05	<0.2	<0.005	<0.02
K285106		570	774	136.5	0.045	1.26	10.70	6.9	20	56.0	196.5	0.58	0.07	6.0	0.261	1.35
K285107		500	65.3	130.0	0.022	0.71	5.80	5.7	10	39.4	275	0.55	<0.05	6.2	0.259	1.26
K285108		920	59.7	184.5	0.030	0.57	5.78	8.7	9	54.1	282	0.66	<0.05	7.2	0.296	1.80
K285109		840	10.9	208	0.017	0.14	3.39	8.8	5	73.2	155.5	0.62	<0.05	7.2	0.281	2.21
K285110		830	12.0	207	0.019	0.14	3.43	8.9	5	71.7	154.0	0.69	<0.05	7.8	0.291	2.22
K285111		1430	16.4	123.5	0.009	0.43	4.63	8.1	10	21.3	260	0.61	<0.05	6.7	0.259	1.22
K285112		6040	30.5	66.0	0.011	0.33	1.86	5.0	9	8.4	525	0.37	<0.05	4.2	0.169	0.67
K285113		810	1385	71.7	0.016	2.73	8.01	6.5	46	212	156.0	0.58	0.54	5.6	0.247	0.60
K285114		5580	12.4	63.4	0.008	0.21	2.16	4.5	9	5.2	534	0.32	<0.05	3.5	0.140	0.64
K285115		4080	9.7	55.7	0.015	0.46	3.61	5.5	15	2.6	399	0.36	<0.05	4.0	0.158	0.54
K285116		2720	9.9	76.5	0.019	0.37	2.61	5.9	15	4.7	314	0.48	<0.05	5.2	0.195	0.62
K285117		2310	25.6	66.6	0.010	0.32	2.48	5.2	9	3.2	354	0.39	<0.05	4.8	0.179	0.66
K285118		2780	31.0	71.7	0.005	0.21	3.70	4.7	9	7.5	347	0.40	<0.05	4.5	0.181	0.71
K285119		3080	13.7	85.1	0.003	0.09	4.09	7.2	16	10.0	225	0.44	<0.05	5.1	0.206	0.90
K285120		1140	1035	98.0	0.018	1.04	7.78	8.0	23	144.5	206	0.64	0.25	7.1	0.288	0.86
K285121		2410	20.4	71.8	0.006	0.13	2.42	4.5	11	10.3	249	0.38	<0.05	4.0	0.179	0.70
K285122		2440	13.5	113.0	0.012	0.15	2.63	7.6	9	16.3	239	0.51	<0.05	5.4	0.231	1.12
K285123		3300	15.6	105.0	0.016	0.33	2.81	8.6	9	12.8	257	0.53	<0.05	6.2	0.240	1.10

***** See Appendix Page for comments regarding this certificate *****

ALS Canada Ltd.
2103 Dollarton Hwy
North Vancouver BC V7H 0A7
Phone: 604 984 0221 Fax: 604 984 0218 www.alsglobal.com

To: **SILVER RANGE RESOURCES LTD.**
C/ O ARCHER, CATHRO & ASSOCIATES (1981) LIMITED
1016- 510 W HASTINGS ST
VANCOUVER BC V6B 1L8

Finalized Date: 20- AUG- 2012
Account: RANSIL

Project: KEG (Main - Group 1)

CERTIFICATE OF ANALYSIS WH12176027

Sample Description	Method	ME-MS61	ME-MS61	ME-MS61	ME-MS61	ME-MS61	ME-MS61	Zn-OG62
	Analyte	U	V	W	Y	Zn	Zr	Zn
	Units	ppm	ppm	ppm	ppm	ppm	ppm	%
	LOR	0.1	1	0.1	0.1	2	0.5	0.001
K285088		2.2	54	1.0	24.4	2770	64.2	
K285089		2.4	80	1.2	22.6	1020	70.2	
K285090		7.7	167	1.7	30.6	1300	84.5	
K285091		7.9	154	1.8	27.8	558	82.9	
K285092		8.1	162	1.7	26.6	623	76.7	
K285093		5.5	207	1.6	27.2	436	76.3	
K285094		4.3	275	1.6	22.4	951	60.8	
K285095		5.2	582	1.3	21.7	1550	66.4	
K285096		3.1	219	0.9	19.5	314	52.6	
K285097		2.3	132	1.0	14.9	311	46.2	
K285098		0.4	2	0.1	0.8	15	0.9	
K285099		1.1	34	0.6	10.7	205	30.0	
K285100		1.7	49	0.7	13.6	181	45.8	
K285101		3.2	179	1.0	18.0	272	56.1	
K285102		5.3	129	2.3	26.7	217	84.9	
K285103		4.9	151	2.0	21.3	357	69.5	
K285104		5.0	137	1.4	23.3	4020	74.3	
K285105		0.5	2	0.1	0.8	18	0.5	
K285106		3.8	206	1.5	18.7	548	59.9	
K285107		3.0	192	1.2	20.7	751	58.0	
K285108		3.8	180	1.0	27.8	465	75.4	
K285109		2.9	74	1.4	25.3	132	63.2	
K285110		3.0	76	1.5	25.7	134	72.9	
K285111		2.6	72	1.1	23.6	91	56.3	
K285112		4.1	63	0.8	27.0	332	42.2	
K285113		3.1	101	4.6	22.7	>10000	36.3	1.390
K285114		3.3	53	0.7	24.8	188	38.0	
K285115		3.7	76	0.7	30.3	96	41.2	
K285116		3.7	83	0.9	31.8	362	50.7	
K285117		2.3	47	1.0	30.9	259	45.4	
K285118		2.2	48	1.7	29.2	402	44.8	
K285119		2.9	64	0.9	43.1	265	53.8	
K285120		3.7	135	2.6	26.6	3080	52.5	
K285121		2.5	47	0.7	25.2	146	41.8	
K285122		3.7	87	0.7	37.6	80	91.9	
K285123		5.1	103	0.9	44.1	100	64.7	

***** See Appendix Page for comments regarding this certificate *****

ALS Canada Ltd.
2103 Dollarton Hwy
North Vancouver BC V7H 0A7
Phone: 604 984 0221 Fax: 604 984 0218 www.alsglobal.com

To: **SILVER RANGE RESOURCES LTD.**
C/O ARCHER, CATHRO & ASSOCIATES (1981) LIMITED
1016- 510 W HASTINGS ST
VANCOUVER BC V6B 1L8

Page: Appendix 1
Total # Appendix Pages: 1
Finalized Date: 20- AUG- 2012
Account: RANSIL

Project: KEG (Main - Group 1)

CERTIFICATE OF ANALYSIS WH12176027

Method	CERTIFICATE COMMENTS
ME- MS61	Interference: Ca> 10% on ICP- MS As, ICP- AES results shown.
ME- MS61	REE's may not be totally soluble in this method.

ALS Canada Ltd.

2103 Dollarton Hwy
North Vancouver BC V7H 0A7
Phone: 604 984 0221 Fax: 604 984 0218 www.alsglobal.com

To: **SILVER RANGE RESOURCES LTD.**
C/O ARCHER, CATHRO & ASSOCIATES (1981) LIMITED
1016-510 W HASTINGS ST
VANCOUVER BC V6B 1L8

Finalized Date: 18-AUG-2012
Account: RANSIL

CERTIFICATE WH12176028

Project: KEG (Main - Group 2)

P.O. No.: Batch 55

This report is for 36 Drill Core samples submitted to our lab in Whitehorse, YT, Canada on 31-JUL-2012.

The following have access to data associated with this certificate:

MATT DUMALA	JOAN MARIACHER	HEATHER SMITH

SAMPLE PREPARATION

ALS CODE	DESCRIPTION
WEI-21	Received Sample Weight
LOG-22	Sample login - Rcd w/o BarCode
CRU-31	Fine crushing - 70%<2mm
CRU-QC	Crushing QC Test
SPL-21	Split sample - riffle splitter
PUL-QC	Pulverizing QC Test
PUL-31	Pulverize split to 85%<75 um
LOG-22d	Sample login - Rcd w/o BarCode dup
SPL-21d	Split sample - duplicate
PUL-31d	Pulverize Split - duplicate
LOG-23	Pulp Login - Rcvd with Barcode

ANALYTICAL PROCEDURES

ALS CODE	DESCRIPTION	INSTRUMENT
Au-AA24	Au 50g FA AA finish	AAS
ME-OG62	Ore Grade Elements - Four Acid	ICP-AES
Sn-XRF05	Sn-Trace Level XRF Analysis	XRF
ME-MS61	48 element four acid ICP-MS	
Zn-OG62	Ore Grade Zn - Four Acid	VARIABLE

To: **SILVER RANGE RESOURCES LTD.**
ATTN: JOAN MARIACHER
C/O ARCHER, CATHRO & ASSOCIATES (1981) LIMITED
1016-510 W HASTINGS ST
VANCOUVER BC V6B 1L8

This is the Final Report and supersedes any preliminary report with this certificate number. Results apply to samples as submitted. All pages of this report have been checked and approved for release.

***** See Appendix Page for comments regarding this certificate *****

Signature: 

Colin Ramshaw, Vancouver Laboratory Manager

ALS Canada Ltd.
2103 Dollarton Hwy
North Vancouver BC V7H 0A7
Phone: 604 984 0221 Fax: 604 984 0218 www.alsglobal.com

To: **SILVER RANGE RESOURCES LTD.**
C/O ARCHER, CATHRO & ASSOCIATES (1981) LIMITED
1016-510 W HASTINGS ST
VANCOUVER BC V6B 1L8

Finalized Date: 18-AUG-2012
Account: RANSIL

Project: KEG (Main - Group 2)

CERTIFICATE OF ANALYSIS WH12176028

Sample Description	Method	WEI-21	Au-AA24	Sn-XRF05	ME-MS61	ME-MS61	ME-MS61	ME-MS61	ME-MS61	ME-MS61	ME-MS61	ME-MS61	ME-MS61	ME-MS61	ME-MS61	ME-MS61
	Analyte	Recvd Wt.	Au	Sn	Ag	Al	As	Ba	Be	Bi	Ca	Cd	Ce	Co	Cr	Cs
	Units	kg	ppm	ppm	ppm	%	ppm	ppm	ppm	ppm	%	ppm	ppm	ppm	ppm	ppm
	LOR	0.02	0.005	5	0.01	0.01	0.2	10	0.05	0.01	0.01	0.02	0.01	0.1	1	0.05
K286910		7.31	<0.005	<5	0.73	3.25	40.1	470	1.12	0.25	1.42	0.13	35.2	5.9	65	6.24
K286911		7.50	<0.005	18	0.50	4.71	20.9	760	1.46	0.26	1.63	0.02	60.1	10.4	74	17.60
K286912		6.52	<0.005	8	0.68	2.47	24.5	850	1.05	0.27	0.31	3.79	27.7	6.9	59	4.38
K286913		7.64	<0.005	18	0.67	3.36	31.7	370	1.09	0.33	1.29	1.82	48.5	20.3	58	6.39
K286914		7.36	<0.005	16	0.73	2.89	55.4	1390	0.95	0.25	1.48	0.12	50.0	31.1	55	5.89
K286915		0.23	0.007	170	14.90	4.59	142.5	1480	1.31	56.1	8.28	59.7	54.3	6.8	66	5.74
K286916		7.09	<0.005	7	0.79	3.19	10.7	1070	1.05	0.42	0.62	0.17	41.4	17.4	64	6.65
K286917		7.42	<0.005	16	1.36	5.91	8.4	490	1.85	0.41	2.62	1.71	68.0	15.1	65	12.50
K286918		7.58	<0.005	27	0.98	4.29	10.4	300	1.23	0.41	1.39	0.57	45.1	11.3	76	12.25
K286919		5.90	<0.005	19	0.11	3.23	2.3	4960	1.04	0.20	0.39	0.02	38.9	8.3	78	14.10
K286920		6.46	<0.005	13	0.38	3.02	44.8	740	1.03	0.27	0.86	0.42	35.1	6.4	73	7.34
K286921		5.27	<0.005	13	0.32	4.36	21.5	580	1.40	0.30	1.97	2.73	58.5	11.0	70	11.90
K286922		2.85	<0.005	<5	0.03	0.07	<5	30	0.06	0.06	21.9	0.06	1.61	0.7	2	0.18
K286923		3.32	<0.005	13	0.46	4.88	14.8	2040	1.52	0.18	1.26	<0.02	63.0	12.8	64	19.00
K286924		4.35	<0.005	17	0.33	4.87	6.9	2680	1.53	0.22	2.13	<0.02	62.4	10.7	73	13.10
K286925		6.43	<0.005	20	0.25	4.43	3.4	4540	1.25	0.26	0.95	0.02	50.5	9.3	85	10.20
K286926		5.58	<0.005	17	0.14	4.36	1.1	7080	1.52	0.20	0.31	0.03	42.0	5.2	112	10.75
K286927		7.46	<0.005	16	0.76	4.85	29.7	580	1.40	0.33	4.58	0.79	54.1	8.7	74	10.95
K286928		6.93	<0.005	16	0.78	4.79	15.6	540	1.33	0.38	3.67	3.90	57.4	9.0	100	8.34
K286929		<0.02	<0.005	14	0.78	4.76	22.7	490	1.38	0.36	3.63	3.85	56.5	9.6	94	8.40
K286930		7.10	<0.005	14	0.56	4.19	78.5	290	0.85	0.26	1.34	2.15	47.9	10.2	69	7.02
K286931		6.11	<0.005	25	0.60	3.92	101.0	780	0.76	0.32	0.22	2.57	41.5	11.0	63	7.35
K286932		5.98	<0.005	17	0.38	4.44	4.5	1220	1.30	0.24	0.25	0.02	44.4	9.5	70	16.30
K286933		5.41	<0.005	18	0.30	4.01	11.2	1040	1.02	0.24	0.16	0.05	44.0	8.6	75	13.15
K286934		2.20	<0.005	<5	0.01	0.07	<5	40	0.07	0.05	21.5	0.05	1.36	0.6	2	0.21
K286935		3.52	<0.005	15	0.38	3.27	61.3	520	0.75	0.21	0.18	1.90	34.7	8.3	72	2.91
K286936		5.11	<0.005	8	0.14	4.61	2.0	570	1.57	0.33	0.15	<0.02	46.5	6.9	112	3.58
K286937		5.99	0.014	<5	1.09	3.91	23.6	580	1.17	0.22	0.17	0.14	37.7	15.4	74	1.96
K286938		0.23	0.014	270	22.3	4.25	1270	280	1.04	98.3	8.53	307	46.1	12.3	57	4.50
K286939		5.11	0.011	<5	1.54	3.80	16.0	1020	1.36	0.23	0.11	0.40	42.0	7.8	102	3.82
K286940		3.37	0.006	12	0.88	5.54	25.1	5300	2.11	0.24	0.25	0.06	47.5	10.4	102	18.20
K286941		5.74	<0.005	22	0.94	4.10	86.6	340	1.69	0.28	1.14	0.15	43.0	7.5	110	9.22
K286942		5.68	0.005	18	1.32	3.51	5.2	250	1.35	0.21	1.15	0.62	34.4	6.7	80	10.50
K286943		7.26	0.006	22	1.69	4.15	8.1	220	1.81	0.17	0.83	0.70	39.9	7.5	124	15.45
K286944		3.30	0.006	21	2.02	4.26	8.1	250	1.85	0.17	1.08	1.05	44.2	7.5	129	16.15
K286945		7.30	0.005	14	1.08	3.43	7.4	460	1.48	0.13	0.53	0.28	29.7	6.0	89	11.25

***** See Appendix Page for comments regarding this certificate *****

ALS Canada Ltd.
2103 Dollarton Hwy
North Vancouver BC V7H 0A7
Phone: 604 984 0221 Fax: 604 984 0218 www.alsglobal.com

To: **SILVER RANGE RESOURCES LTD.**
C/O ARCHER, CATHRO & ASSOCIATES (1981) LIMITED
1016-510 W HASTINGS ST
VANCOUVER BC V6B 1L8

Finalized Date: 18-AUG-2012
Account: RANSIL

Project: KEG (Main - Group 2)

CERTIFICATE OF ANALYSIS WH12176028

Sample Description	Method	ME-MS61	ME-MS61	ME-MS61	ME-MS61	ME-MS61	ME-MS61	ME-MS61	ME-MS61	ME-MS61	ME-MS61	ME-MS61	ME-MS61	ME-MS61	ME-MS61	ME-MS61
	Analyte	Cu	Fe	Ga	Ge	Hf	In	K	La	Li	Mg	Mn	Mo	Na	Nb	Ni
	Units	ppm	%	ppm	ppm	ppm	ppm	%	ppm	ppm	%	ppm	ppm	%	ppm	ppm
	LOR	0.2	0.01	0.05	0.05	0.1	0.005	0.01	0.5	0.2	0.01	5	0.05	0.01	0.1	0.2
K286910		43.1	1.93	8.65	0.15	1.6	0.023	1.27	17.6	34.4	0.44	129	1.56	0.15	5.2	45.1
K286911		47.4	2.69	13.70	0.13	1.4	0.022	1.93	23.2	53.1	1.29	869	0.56	0.17	7.1	44.4
K286912		65.5	2.31	7.59	0.12	1.1	0.058	1.08	12.9	29.0	0.31	121	1.21	0.03	3.7	42.3
K286913		64.8	2.19	12.95	0.11	1.2	0.054	1.32	15.0	44.4	0.74	167	1.32	0.11	4.4	56.0
K286914		54.4	1.82	10.10	0.12	1.4	0.006	1.43	17.5	41.7	0.66	155	10.70	0.09	4.6	61.4
K286915		782	3.51	11.80	0.21	1.4	2.49	1.94	29.9	42.4	2.24	1760	14.15	0.24	8.5	50.1
K286916		54.4	1.93	9.74	0.11	1.4	0.019	1.67	16.3	29.6	0.42	121	1.21	0.07	5.1	54.9
K286917		63.8	3.39	15.70	0.15	2.2	0.032	2.11	31.9	58.9	2.02	318	20.8	0.27	10.4	54.9
K286918		70.5	2.86	13.30	0.13	1.5	0.019	1.97	18.8	39.4	1.05	155	11.70	0.11	6.6	54.1
K286919		34.4	2.26	12.00	0.11	0.9	0.027	1.36	16.8	43.0	0.70	136	0.73	0.11	4.2	44.5
K286920		43.1	1.98	9.86	0.13	0.9	0.017	1.18	14.0	34.8	0.72	203	0.55	0.09	4.0	29.5
K286921		34.9	2.49	13.05	0.13	1.4	0.053	1.62	23.7	44.5	1.58	1120	0.73	0.13	6.3	41.7
K286922		1.5	0.45	0.24	0.15	<0.1	<0.005	0.03	0.7	1.7	13.00	193	0.17	<0.01	0.2	1.9
K286923		51.3	2.87	14.20	0.16	1.4	0.018	2.27	24.9	52.3	1.35	981	0.57	0.12	7.3	52.2
K286924		41.4	2.53	14.05	0.15	1.4	0.024	2.07	26.7	47.0	1.35	993	0.99	0.18	7.4	50.7
K286925		56.7	2.82	13.95	0.13	1.3	0.027	1.65	23.4	54.0	1.04	565	0.74	0.12	6.3	48.4
K286926		48.8	2.70	14.10	0.14	1.1	0.037	1.66	20.8	52.1	0.80	155	0.65	0.09	5.3	35.9
K286927		72.6	2.87	13.20	0.16	1.8	0.023	2.20	25.9	78.1	2.59	729	11.15	0.27	8.0	54.7
K286928		108.0	2.63	12.85	0.17	1.9	0.119	2.23	32.5	82.4	2.43	671	17.90	0.58	8.6	90.9
K286929		105.5	2.65	12.70	0.18	1.8	0.114	2.21	33.7	84.1	2.41	669	17.45	0.58	8.8	91.4
K286930		59.8	2.32	13.00	0.15	1.4	0.065	1.81	18.4	32.4	0.90	294	5.94	0.13	6.6	56.7
K286931		62.4	2.48	11.85	0.12	1.3	0.037	1.76	14.5	33.0	0.69	292	1.20	0.07	5.2	47.1
K286932		45.6	2.53	12.90	0.13	1.3	0.019	2.21	18.5	44.8	0.83	354	0.82	0.12	5.8	50.0
K286933		43.2	2.68	13.35	0.14	1.2	0.038	1.72	17.5	38.4	0.56	373	0.96	0.08	5.3	43.2
K286934		1.7	0.47	0.20	0.14	<0.1	<0.005	0.03	0.7	1.5	12.95	217	0.16	<0.01	0.2	2.0
K286935		52.8	2.99	11.10	0.15	0.9	0.057	0.67	15.7	22.8	0.21	192	0.40	0.03	3.9	46.9
K286936		56.7	3.73	16.10	0.14	1.3	0.041	0.92	23.1	58.0	0.18	384	0.43	0.03	4.9	46.4
K286937		407	2.76	13.15	0.12	1.5	0.032	0.49	19.7	33.2	0.14	1200	5.03	0.02	4.6	82.9
K286938		1950	5.98	11.10	0.24	1.1	24.0	1.50	24.0	28.7	2.14	2700	14.60	0.17	7.1	48.4
K286939		77.3	2.80	12.65	<0.05	1.9	0.048	0.80	21.7	38.5	0.20	323	2.37	0.02	6.6	45.5
K286940		53.2	3.33	15.15	0.06	2.3	0.050	2.16	24.5	53.4	0.68	265	1.28	0.05	10.0	52.3
K286941		55.2	3.24	11.40	0.07	2.0	0.015	1.59	20.9	42.2	0.74	306	3.78	0.07	7.6	57.8
K286942		51.0	3.03	11.05	0.05	1.6	0.039	1.39	16.4	35.8	0.58	158	3.28	0.05	6.3	45.0
K286943		74.8	3.35	11.65	0.08	2.2	0.033	1.69	18.2	49.7	0.97	192	8.52	0.07	8.2	75.0
K286944		75.8	3.43	12.20	0.09	2.2	0.056	1.74	20.8	50.8	1.01	222	8.34	0.07	8.4	75.3
K286945		53.7	2.27	10.65	<0.05	1.6	0.035	1.56	15.1	39.1	0.60	127	2.13	0.03	6.2	37.2

***** See Appendix Page for comments regarding this certificate *****

ALS Canada Ltd.
2103 Dollarton Hwy
North Vancouver BC V7H 0A7
Phone: 604 984 0221 Fax: 604 984 0218 www.alsglobal.com

To: **SILVER RANGE RESOURCES LTD.**
C/O ARCHER, CATHRO & ASSOCIATES (1981) LIMITED
1016-510 W HASTINGS ST
VANCOUVER BC V6B 1L8

Finalized Date: 18-AUG-2012
Account: RANSIL

Project: KEG (Main - Group 2)

CERTIFICATE OF ANALYSIS WH12176028

Sample Description	Method	ME-MS61	ME-MS61	ME-MS61	ME-MS61	ME-MS61	ME-MS61	ME-MS61	ME-MS61	ME-MS61	ME-MS61	ME-MS61	ME-MS61	ME-MS61	ME-MS61	ME-MS61
	Analyte	P	Pb	Rb	Re	S	Sb	Sc	Se	Sn	Sr	Ta	Te	Th	Ti	Tl
	Units	ppm	ppm	ppm	ppm	%	ppm	ppm	ppm	ppm	ppm	ppm	ppm	ppm	%	ppm
	LOR	10	0.5	0.1	0.002	0.01	0.05	0.1	1	0.2	0.2	0.05	0.05	0.2	0.005	0.02
K286910		430	17.8	71.9	0.009	0.95	5.04	8.1	3	2.7	137.5	0.34	<0.05	4.7	0.176	0.92
K286911		330	6.6	114.0	<0.002	0.72	1.93	12.4	1	4.2	202	0.51	0.06	7.2	0.255	1.78
K286912		140	8.3	74.8	0.008	1.39	4.40	7.8	4	3.6	21.7	0.24	0.05	4.0	0.130	0.94
K286913		240	13.6	87.6	<0.002	1.05	4.84	15.0	2	10.0	106.0	0.29	0.06	3.8	0.211	1.26
K286914		240	20.0	88.9	0.002	1.00	8.24	10.6	3	13.2	85.5	0.31	0.06	4.4	0.154	1.15
K286915		1160	1035	95.3	0.022	1.09	8.29	8.5	26	147.0	219	0.58	0.28	7.3	0.286	1.01
K286916		250	21.1	95.2	0.002	1.18	5.80	10.1	1	2.9	61.5	0.34	0.06	4.9	0.170	1.15
K286917		1200	32.5	132.0	0.015	1.99	7.94	12.3	4	10.9	176.5	0.76	0.05	8.9	0.354	2.10
K286918		630	13.8	121.0	0.011	1.08	8.01	11.4	3	8.6	131.5	0.44	0.07	6.1	0.249	1.90
K286919		310	3.8	82.4	0.003	0.15	1.50	9.9	1	1.6	94.1	0.27	0.07	4.5	0.172	0.71
K286920		250	4.5	73.6	0.002	0.64	4.27	8.6	2	3.9	86.6	0.27	0.05	3.9	0.155	0.89
K286921		300	3.9	112.5	0.002	0.94	4.41	11.7	1	8.0	103.0	0.45	<0.05	6.9	0.223	1.33
K286922		200	1.7	1.6	0.002	0.02	0.15	0.3	1	0.3	48.2	<0.05	<0.05	<0.2	<0.005	0.02
K286923		260	5.1	122.0	0.002	0.43	2.74	12.5	1	3.4	149.0	0.49	<0.05	7.4	0.266	1.08
K286924		290	4.7	106.0	<0.002	0.30	3.06	12.6	1	4.0	197.0	0.51	0.06	7.8	0.260	0.75
K286925		320	5.4	87.5	<0.002	0.21	2.43	12.3	2	1.9	147.5	0.42	0.09	6.3	0.240	0.40
K286926		340	4.3	95.2	0.002	0.14	1.13	12.3	1	1.5	96.0	0.35	0.11	5.1	0.218	0.43
K286927		1250	8.5	117.0	0.012	1.10	23.7	10.4	6	7.6	189.5	0.55	0.07	7.1	0.292	1.25
K286928		2250	9.1	115.5	0.023	1.21	2.48	10.0	10	7.4	279	0.65	0.05	8.0	0.310	1.49
K286929		2200	8.9	117.0	0.020	1.21	2.57	10.2	9	7.3	275	0.60	0.06	7.8	0.306	1.41
K286930		800	10.5	95.5	0.008	1.17	4.97	11.2	4	4.9	144.0	0.44	0.07	5.9	0.236	1.58
K286931		390	14.7	86.5	0.003	0.91	9.94	11.8	3	6.4	117.0	0.37	0.05	5.6	0.203	1.96
K286932		350	6.3	113.0	0.003	0.56	2.40	11.9	2	2.6	134.5	0.38	0.08	6.3	0.231	1.12
K286933		390	5.5	92.7	0.005	0.79	9.87	11.4	1	2.5	121.0	0.37	0.13	5.6	0.211	1.42
K286934		200	1.3	1.3	0.002	0.01	0.12	0.2	<1	0.2	41.3	<0.05	<0.05	<0.2	<0.005	<0.02
K286935		370	8.9	29.4	0.002	0.61	5.85	9.2	2	2.8	66.7	0.27	0.07	4.1	0.168	0.78
K286936		420	6.9	40.0	0.002	1.00	1.68	14.4	2	1.7	32.5	0.34	0.13	5.3	0.222	0.31
K286937		410	8.1	22.8	0.011	0.99	8.33	14.2	2	2.0	25.3	0.30	0.11	5.2	0.216	0.37
K286938		880	1505	67.9	0.019	3.00	7.72	6.6	51	223	166.0	0.53	0.51	6.3	0.263	0.72
K286939		320	11.9	33.3	0.015	0.66	5.74	15.6	7	1.4	40.6	0.43	0.22	5.8	0.245	0.31
K286940		350	6.0	106.0	0.007	0.33	1.68	15.2	4	1.8	75.5	0.65	0.21	8.4	0.363	0.48
K286941		640	10.4	78.5	0.021	1.38	7.09	13.4	8	3.2	154.5	0.52	0.06	6.2	0.269	0.62
K286942		370	14.0	77.7	0.011	1.47	3.57	11.5	7	1.6	162.0	0.41	0.06	4.9	0.224	0.47
K286943		470	17.7	94.6	0.032	1.69	6.19	13.8	10	1.4	156.0	0.55	0.05	6.1	0.285	0.61
K286944		480	19.3	99.9	0.033	1.62	5.50	14.4	10	1.3	167.5	0.56	0.05	6.5	0.290	0.63
K286945		220	7.3	82.4	0.012	1.16	3.80	10.9	7	1.1	90.8	0.41	0.05	4.6	0.220	0.45

***** See Appendix Page for comments regarding this certificate *****

ALS Canada Ltd.
2103 Dollarton Hwy
North Vancouver BC V7H 0A7
Phone: 604 984 0221 Fax: 604 984 0218 www.alsglobal.com

To: **SILVER RANGE RESOURCES LTD.**
C/ O ARCHER, CATHRO & ASSOCIATES (1981) LIMITED
1016- 510 W HASTINGS ST
VANCOUVER BC V6B 1L8

Finalized Date: 18- AUG- 2012
Account: RANSIL

Project: KEG (Main - Group 2)

CERTIFICATE OF ANALYSIS WH12176028

Sample Description	Method	ME- MS61	ME- MS61	ME- MS61	ME- MS61	ME- MS61	ME- MS61	Zn- OG62
	Analyte	U	V	W	Y	Zn	Zr	Zn
	Units	ppm	ppm	ppm	ppm	ppm	ppm	%
	LOR	0.1	1	0.1	0.1	2	0.5	0.001
K286910		2.5	126	0.8	15.9	45	58.6	
K286911		1.4	81	1.4	16.9	32	50.0	
K286912		2.4	99	1.0	11.6	449	41.9	
K286913		1.4	44	1.8	13.8	240	44.9	
K286914		3.0	63	1.5	13.4	32	59.0	
K286915		3.6	139	2.6	27.3	3170	49.3	
K286916		0.7	54	1.0	11.1	58	41.0	
K286917		5.5	185	1.6	30.3	195	76.0	
K286918		3.1	161	1.2	21.8	74	55.5	
K286919		1.2	64	0.9	12.6	34	39.7	
K286920		1.0	57	0.8	11.6	67	35.3	
K286921		1.5	77	1.1	16.9	338	49.7	
K286922		0.6	3	0.1	1.0	16	<0.5	
K286923		1.3	77	1.2	16.3	29	52.2	
K286924		1.5	93	1.2	18.0	38	55.6	
K286925		1.3	93	1.1	15.8	50	52.2	
K286926		1.1	94	1.1	13.0	56	45.9	
K286927		3.6	170	1.5	27.9	113	66.2	
K286928		4.5	241	1.4	41.6	488	68.7	
K286929		4.3	236	1.4	40.7	473	69.0	
K286930		2.1	116	1.3	19.8	273	51.3	
K286931		1.5	90	1.1	13.6	293	44.4	
K286932		1.5	97	1.1	14.3	40	50.9	
K286933		1.5	80	1.1	14.6	35	48.4	
K286934		0.4	3	0.1	0.7	14	<0.5	
K286935		0.9	70	0.9	10.8	242	34.5	
K286936		1.2	95	1.4	17.5	58	48.5	
K286937		2.3	103	1.3	18.4	104	60.2	
K286938		3.3	112	5.1	22.2	>10000	34.6	1.400
K286939		3.3	134	1.5	20.8	170	73.5	
K286940		3.7	160	1.6	21.0	103	81.1	
K286941		5.2	144	1.2	24.4	57	73.7	
K286942		4.3	129	1.1	16.7	178	60.0	
K286943		8.3	135	1.2	26.1	252	81.4	
K286944		8.7	139	1.3	27.5	385	84.5	
K286945		2.9	129	0.9	13.2	138	57.3	

***** See Appendix Page for comments regarding this certificate *****

ALS Canada Ltd.
2103 Dollarton Hwy
North Vancouver BC V7H 0A7
Phone: 604 984 0221 Fax: 604 984 0218 www.alsglobal.com

To: **SILVER RANGE RESOURCES LTD.**
C/O ARCHER, CATHRO & ASSOCIATES (1981) LIMITED
1016- 510 W HASTINGS ST
VANCOUVER BC V6B 1L8

Page: Appendix 1
Total # Appendix Pages: 1
Finalized Date: 18- AUG- 2012
Account: RANSIL

Project: KEG (Main - Group 2)

CERTIFICATE OF ANALYSIS WH12176028

Method	CERTIFICATE COMMENTS
ME- MS61	Interference: Ca> 10% on ICP- MS As, ICP- AES results shown.
ME- MS61	REE's may not be totally soluble in this method.

ALS Canada Ltd.

2103 Dollarton Hwy
North Vancouver BC V7H 0A7
Phone: 604 984 0221 Fax: 604 984 0218 www.alsglobal.com

To: **SILVER RANGE RESOURCES LTD.**
C/O ARCHER, CATHRO & ASSOCIATES (1981) LIMITED
1016-510 W HASTINGS ST
VANCOUVER BC V6B 1L8

Finalized Date: 21-AUG-2012
Account: RANSIL

CERTIFICATE WH12176029

Project: KEG (Main - Group 2)

P.O. No.: Batch 56

This report is for 36 Drill Core samples submitted to our lab in Whitehorse, YT, Canada on 31-JUL-2012.

The following have access to data associated with this certificate:

MATT DUMALA	JOAN MARIACHER	HEATHER SMITH

SAMPLE PREPARATION

ALS CODE	DESCRIPTION
WEI-21	Received Sample Weight
LOG-22	Sample login - Rcd w/o BarCode
CRU-31	Fine crushing - 70%<2mm
CRU-QC	Crushing QC Test
SPL-21	Split sample - riffle splitter
PUL-QC	Pulverizing QC Test
PUL-31	Pulverize split to 85%<75 um
LOG-22d	Sample login - Rcd w/o BarCode dup
SPL-21d	Split sample - duplicate
PUL-31d	Pulverize Split - duplicate
LOG-23	Pulp Login - Rcvd with Barcode

ANALYTICAL PROCEDURES

ALS CODE	DESCRIPTION	INSTRUMENT
Au-AA24	Au 50g FA AA finish	AAS
ME-OG62	Ore Grade Elements - Four Acid	ICP-AES
Sn-XRF05	Sn-Trace Level XRF Analysis	XRF
ME-MS61	48 element four acid ICP-MS	
Zn-OG62	Ore Grade Zn - Four Acid	VARIABLE

To: **SILVER RANGE RESOURCES LTD.**
ATTN: JOAN MARIACHER
C/O ARCHER, CATHRO & ASSOCIATES (1981) LIMITED
1016-510 W HASTINGS ST
VANCOUVER BC V6B 1L8

This is the Final Report and supersedes any preliminary report with this certificate number. Results apply to samples as submitted. All pages of this report have been checked and approved for release.

***** See Appendix Page for comments regarding this certificate *****

Signature: 

Colin Ramshaw, Vancouver Laboratory Manager

ALS Canada Ltd.
2103 Dollarton Hwy
North Vancouver BC V7H 0A7
Phone: 604 984 0221 Fax: 604 984 0218 www.alsglobal.com

To: **SILVER RANGE RESOURCES LTD.**
C/O ARCHER, CATHRO & ASSOCIATES (1981) LIMITED
1016-510 W HASTINGS ST
VANCOUVER BC V6B 1L8

Finalized Date: 21-AUG-2012
Account: RANSIL

Project: KEG (Main - Group 2)

CERTIFICATE OF ANALYSIS WH12176029

Sample Description	Method	WEI-21	Au-AA24	Sn-XRF05	ME-MS61	ME-MS61	ME-MS61	ME-MS61	ME-MS61	ME-MS61	ME-MS61	ME-MS61	ME-MS61	ME-MS61	ME-MS61	ME-MS61
	Analyte	Recvd Wt.	Au	Sn	Ag	Al	As	Ba	Be	Bi	Ca	Cd	Ce	Co	Cr	Cs
	Units	kg	ppm	ppm	ppm	%	ppm	ppm	ppm	ppm	%	ppm	ppm	ppm	ppm	ppm
	LOR	0.02	0.005	5	0.01	0.01	0.2	10	0.05	0.01	0.01	0.02	0.01	0.1	1	0.05
K286946		6.05	0.007	11	1.82	3.32	6.6	240	1.19	0.27	1.86	0.32	34.4	5.2	79	9.32
K286947		3.17	<0.005	25	1.01	2.94	228	1380	0.88	0.23	1.08	6.25	29.4	7.1	65	4.82
K286948		1.44	0.007	10	0.87	3.63	3.4	1150	1.23	0.22	0.51	0.08	35.6	8.2	63	18.80
K286949		3.56	0.008	15	0.71	2.99	3.7	1130	0.93	0.16	0.13	0.20	29.5	6.7	58	9.19
K286950		<0.02	0.008	18	0.65	3.01	3.2	1530	0.96	0.18	0.12	0.19	30.6	6.5	59	9.15
K286951		3.27	0.010	13	0.75	3.22	3.6	2590	1.00	0.18	0.89	0.14	33.3	6.3	70	9.68
K286952		5.66	0.007	13	0.58	2.90	3.8	2890	0.83	0.14	1.44	0.03	27.2	5.5	60	9.45
K286953		5.30	0.008	20	0.62	4.05	5.3	330	1.32	0.14	0.73	<0.02	37.8	7.2	63	16.35
K286954		6.24	0.008	12	0.96	3.12	3.3	600	1.08	0.13	0.86	0.82	30.6	5.2	69	9.05
K286955		2.88	0.005	12	0.69	2.66	2.9	370	0.91	0.13	1.43	0.04	27.6	5.2	56	8.20
K286956		0.23	0.005	155	13.90	4.39	123.0	1450	1.23	51.5	7.93	55.9	47.2	5.9	59	5.17
K286957		6.25	0.005	15	0.59	4.11	7.1	1300	1.41	0.34	0.64	0.21	48.2	8.5	59	15.80
K286958		0.66	<0.005	9	0.70	2.88	2.4	1030	1.08	0.24	0.10	0.04	32.3	5.8	66	8.40
K286959		6.36	0.005	9	1.27	2.02	6.4	410	0.67	0.18	3.14	1.07	24.7	4.4	72	4.66
K286960		6.22	0.005	11	0.59	3.64	8.3	960	1.31	0.15	1.05	0.02	37.0	6.8	59	17.45
K286961		6.07	0.005	13	0.60	2.09	2.2	840	0.83	0.16	0.69	0.09	23.1	3.7	55	6.60
K286962		4.63	0.006	10	0.60	2.34	6.5	670	0.93	0.16	1.34	0.12	24.3	5.8	47	5.08
K286963		2.19	<0.005	<5	0.03	0.13	<5	50	0.05	0.03	20.8	0.04	1.33	1.0	2	0.20
K286964		6.53	<0.005	10	0.84	2.87	3.1	800	1.04	0.14	1.61	0.12	29.8	4.7	45	5.74
K286965		7.25	<0.005	5	1.32	2.80	4.7	550	0.94	0.12	0.81	0.30	24.2	4.1	46	4.42
K286966		6.64	<0.005	<5	0.87	2.84	2.2	740	0.83	0.15	0.61	0.20	24.0	6.5	64	4.48
K286967		7.54	0.007	<5	1.15	2.51	10.7	590	0.68	0.36	1.63	0.44	36.3	13.6	46	3.53
K286968		6.87	<0.005	6	0.76	3.61	6.1	870	1.12	0.34	2.49	0.07	40.7	9.1	56	4.78
K286969		0.23	0.017	266	22.8	4.07	1215	460	1.00	90.1	7.82	299	40.2	13.4	56	4.50
K286970		6.73	<0.005	44	1.04	7.45	118.5	2650	0.68	0.58	6.45	3.51	39.0	64.5	286	9.21
K286971		6.58	<0.005	30	0.72	6.62	44.1	360	1.14	0.32	7.54	0.23	49.0	27.0	146	9.28
K286972		4.49	<0.005	89	0.95	6.15	40.5	360	1.15	0.36	7.96	0.66	54.5	52.4	230	16.15
K286973		7.30	<0.005	100	0.76	5.49	156.5	190	0.79	0.25	9.71	12.20	35.0	48.8	209	12.55
K286974		2.57	<0.005	<5	0.02	0.07	<5	20	<0.05	0.03	21.5	0.08	1.19	1.8	1	0.17
K286975		6.83	0.013	17	0.86	7.19	20.1	350	1.41	0.27	3.91	<0.02	52.7	35.4	86	21.9
K286976		7.38	0.018	14	0.98	7.46	19.0	840	1.49	0.27	4.11	0.05	55.0	26.3	89	17.10
K286977		7.03	0.043	10	1.27	7.99	26.4	600	1.80	0.32	2.76	1.99	59.0	20.6	83	16.10
K286978		3.84	0.013	13	1.16	7.71	30.7	560	1.76	0.31	2.55	2.39	56.2	22.9	81	16.20
K286979		6.76	0.010	23	0.97	7.26	75.3	360	1.47	0.57	4.85	0.05	47.6	26.4	93	11.95
K286980		6.66	0.019	15	0.81	8.63	34.7	520	1.19	0.19	3.98	<0.02	60.9	33.0	127	34.1
K286981		7.26	0.009	24	1.06	6.19	201	400	1.22	0.56	4.74	0.66	53.1	24.1	145	7.94

***** See Appendix Page for comments regarding this certificate *****

ALS Canada Ltd.
2103 Dollarton Hwy
North Vancouver BC V7H 0A7
Phone: 604 984 0221 Fax: 604 984 0218 www.alsglobal.com

To: **SILVER RANGE RESOURCES LTD.**
C/O ARCHER, CATHRO & ASSOCIATES (1981) LIMITED
1016-510 W HASTINGS ST
VANCOUVER BC V6B 1L8

Finalized Date: 21-AUG-2012
Account: RANSIL

Project: KEG (Main - Group 2)

CERTIFICATE OF ANALYSIS WH12176029

Sample Description	Method	ME-MS61	ME-MS61	ME-MS61	ME-MS61	ME-MS61	ME-MS61	ME-MS61	ME-MS61	ME-MS61	ME-MS61	ME-MS61	ME-MS61	ME-MS61	ME-MS61	ME-MS61
	Analyte	Cu	Fe	Ga	Ge	Hf	In	K	La	Li	Mg	Mn	Mo	Na	Nb	Ni
	Units	ppm	%	ppm	ppm	ppm	ppm	%	ppm	ppm	%	ppm	ppm	%	ppm	ppm
	LOR	0.2	0.01	0.05	0.05	0.1	0.005	0.01	0.5	0.2	0.01	5	0.05	0.01	0.1	0.2
K286946		54.8	2.70	9.09	0.17	1.7	0.027	1.33	17.5	25.2	0.88	268	2.35	0.05	6.2	42.7
K286947		68.7	1.90	8.63	0.15	1.2	0.108	1.16	14.7	19.8	0.57	227	0.79	0.06	4.4	35.9
K286948		46.8	2.52	10.35	0.15	1.3	0.027	1.40	17.4	49.8	0.69	216	0.90	0.08	5.7	50.6
K286949		46.4	1.68	9.02	0.14	1.2	0.028	1.11	14.9	28.3	0.34	95	0.68	0.05	4.7	37.5
K286950		47.3	1.73	8.91	0.14	1.2	0.027	1.11	15.0	28.4	0.35	100	0.74	0.05	4.6	38.0
K286951		52.4	1.68	9.90	0.15	1.2	0.031	1.21	16.5	23.5	0.34	157	0.66	0.05	4.8	37.6
K286952		43.2	1.42	8.77	0.14	1.1	0.026	1.08	14.1	21.6	0.30	145	0.71	0.04	4.4	31.1
K286953		48.0	2.35	11.35	0.17	1.6	0.029	1.56	16.3	30.9	0.44	148	0.84	0.04	6.1	36.3
K286954		59.8	1.69	9.77	0.14	1.5	0.092	1.41	15.2	24.1	0.40	86	2.83	0.04	5.1	38.1
K286955		63.9	1.79	7.81	0.12	1.1	0.015	0.97	12.6	21.0	0.31	96	0.83	0.05	4.2	25.0
K286956		745	3.44	10.50	0.19	1.5	2.04	1.85	25.0	35.7	2.17	1680	13.05	0.23	8.1	42.4
K286957		47.1	1.92	11.00	0.16	1.8	0.045	1.67	22.1	39.4	0.49	156	0.96	0.05	7.2	37.4
K286958		62.1	1.27	9.70	0.16	1.4	0.017	1.23	15.8	25.0	0.29	56	2.27	0.04	5.0	36.1
K286959		65.0	2.17	6.28	0.11	1.0	0.092	0.57	12.6	18.7	0.49	227	3.41	0.05	3.2	48.4
K286960		44.3	1.96	9.64	0.16	1.5	0.027	1.29	18.1	39.0	0.46	204	1.35	0.05	6.6	37.4
K286961		53.3	1.47	7.23	0.13	1.0	0.022	0.72	11.0	19.3	0.27	86	1.48	0.03	3.6	20.9
K286962		57.6	1.15	6.92	0.14	1.0	0.040	0.74	11.8	22.2	0.16	96	1.82	0.02	3.6	43.4
K286963		1.9	0.48	0.34	0.12	<0.1	<0.005	0.06	0.6	1.5	12.70	210	0.09	0.01	0.2	2.3
K286964		45.4	1.05	7.74	0.15	1.3	0.021	1.00	14.7	23.8	0.19	149	1.72	0.03	4.5	31.4
K286965		58.9	2.54	7.41	0.16	1.2	0.032	0.78	11.7	38.8	0.28	80	1.83	0.03	3.7	43.6
K286966		50.7	1.68	7.52	0.16	1.1	0.026	1.09	12.1	29.5	0.18	57	1.20	0.02	3.7	53.3
K286967		55.3	1.48	6.82	0.17	1.4	0.082	0.71	17.3	24.1	0.21	157	0.60	0.05	4.1	121.0
K286968		76.6	2.48	9.83	0.18	1.8	0.021	1.44	20.3	30.2	0.30	301	1.74	0.06	7.0	57.0
K286969		1860	5.91	11.20	0.30	1.1	23.0	1.45	22.7	28.4	2.06	2590	14.55	0.17	8.3	46.1
K286970		218	9.51	16.40	0.19	1.5	0.102	1.76	19.3	62.9	3.88	753	3.30	0.18	14.5	349
K286971		122.0	6.00	15.10	0.16	1.5	0.031	1.62	29.2	53.3	3.98	882	3.58	0.17	11.8	112.0
K286972		217	8.34	15.55	0.14	1.5	0.058	1.88	30.8	63.5	3.47	1400	3.74	0.10	14.2	397
K286973		179.0	8.03	13.05	0.13	1.4	0.310	1.44	19.4	45.6	4.34	2010	1.29	0.08	13.4	234
K286974		1.9	0.52	0.43	0.14	<0.1	0.005	0.02	0.6	1.2	12.70	234	0.11	<0.01	0.4	1.7
K286975		227	9.29	18.40	0.20	2.9	0.032	2.64	29.5	84.6	2.45	520	3.04	0.15	27.6	100.5
K286976		119.5	6.64	18.65	0.18	3.1	0.042	2.99	29.6	62.8	1.97	510	3.22	0.18	29.9	61.4
K286977		135.5	5.58	20.3	0.23	2.9	0.058	3.65	33.1	66.7	1.47	289	6.65	0.16	26.3	55.6
K286978		154.5	5.92	19.85	0.21	2.9	0.063	3.60	31.4	67.0	1.49	267	6.43	0.15	25.0	60.1
K286979		189.0	7.33	18.30	0.16	2.2	0.043	2.74	25.7	52.2	2.58	476	3.25	0.13	25.5	66.5
K286980		113.0	9.49	21.7	0.29	1.7	0.027	3.23	32.0	77.7	2.39	735	2.06	0.14	36.4	84.2
K286981		146.0	5.46	14.60	0.20	2.2	0.039	2.17	28.0	52.0	2.54	364	9.16	0.11	23.5	84.7

***** See Appendix Page for comments regarding this certificate *****

ALS Canada Ltd.
2103 Dollarton Hwy
North Vancouver BC V7H 0A7
Phone: 604 984 0221 Fax: 604 984 0218 www.alsglobal.com

To: **SILVER RANGE RESOURCES LTD.**
C/O ARCHER, CATHRO & ASSOCIATES (1981) LIMITED
1016-510 W HASTINGS ST
VANCOUVER BC V6B 1L8

Finalized Date: 21-AUG-2012
Account: RANSIL

Project: KEG (Main - Group 2)

CERTIFICATE OF ANALYSIS WH12176029

Sample Description	Method	ME-MS61	ME-MS61	ME-MS61	ME-MS61	ME-MS61	ME-MS61	ME-MS61	ME-MS61	ME-MS61	ME-MS61	ME-MS61	ME-MS61	ME-MS61	ME-MS61	ME-MS61
	Analyte	P	Pb	Rb	Re	S	Sb	Sc	Se	Sn	Sr	Ta	Te	Th	Ti	Tl
	Units	ppm	ppm	ppm	ppm	%	ppm	ppm	ppm	ppm	ppm	ppm	ppm	ppm	%	ppm
	LOR	10	0.5	0.1	0.002	0.01	0.05	0.1	1	0.2	0.2	0.05	0.05	0.2	0.005	0.02
K286946		380	10.2	75.6	0.015	1.31	4.38	9.5	8	1.4	117.0	0.43	<0.05	5.3	0.227	0.41
K286947		180	8.9	61.0	0.005	0.51	3.08	8.4	4	4.1	121.0	0.33	0.07	4.1	0.181	0.37
K286948		190	7.4	103.0	0.004	0.48	2.65	10.7	3	1.1	104.0	0.41	0.05	5.0	0.219	0.44
K286949		150	6.5	70.8	0.006	0.40	2.63	9.1	2	1.1	77.6	0.33	0.06	4.2	0.176	0.29
K286950		150	6.5	69.1	0.004	0.40	2.25	8.8	2	1.1	76.3	0.34	<0.05	4.3	0.181	0.29
K286951		1190	12.9	72.3	0.004	0.29	2.33	9.6	3	1.2	224	0.34	0.08	4.3	0.185	0.27
K286952		150	5.0	64.5	0.003	0.28	3.28	8.4	2	1.1	108.0	0.30	0.07	3.8	0.165	0.27
K286953		200	4.4	100.0	0.004	1.11	11.50	11.0	4	1.5	108.5	0.48	0.05	5.6	0.241	0.51
K286954		210	6.6	86.4	0.012	0.74	7.33	10.2	4	1.4	92.0	0.38	<0.05	4.7	0.188	0.42
K286955		140	5.3	56.6	0.007	0.99	6.21	8.5	3	1.1	89.1	0.32	0.06	4.0	0.149	0.34
K286956		1120	1010	94.1	0.012	1.03	7.40	7.6	22	144.5	203	0.63	0.28	7.1	0.282	0.91
K286957		230	7.3	106.5	0.004	0.52	2.98	11.2	3	2.5	81.8	0.54	0.05	6.5	0.265	0.51
K286958		180	9.8	80.9	0.008	0.53	2.57	10.7	2	1.4	66.6	0.39	0.08	5.0	0.175	0.34
K286959		180	14.7	30.0	0.013	1.24	4.07	7.5	5	1.4	89.0	0.25	0.08	3.1	0.119	0.23
K286960		200	4.3	87.4	0.003	0.63	1.40	10.4	3	1.4	73.8	0.47	<0.05	5.6	0.236	0.55
K286961		150	4.6	46.5	0.002	0.63	2.24	7.9	2	1.2	81.8	0.25	0.06	3.2	0.123	0.25
K286962		130	5.4	45.7	0.006	0.77	3.41	7.6	3	1.3	70.4	0.27	0.08	3.5	0.130	0.35
K286963		170	1.7	1.8	<0.002	0.01	0.09	0.3	<1	0.2	39.8	<0.05	<0.05	<0.2	0.005	<0.02
K286964		170	5.4	58.4	0.005	0.61	4.53	7.8	3	1.6	73.3	0.33	0.05	5.0	0.146	0.42
K286965		190	16.5	39.2	0.009	1.54	8.91	6.8	6	2.8	30.9	0.29	0.06	3.9	0.110	0.43
K286966		290	8.1	57.0	0.006	0.99	5.36	6.6	4	1.7	17.1	0.26	0.11	3.5	0.125	0.51
K286967		640	28.5	32.5	0.006	0.78	4.80	7.4	2	1.3	58.9	0.29	0.18	4.7	0.093	0.34
K286968		1060	7.7	61.6	0.002	1.52	4.75	9.1	2	3.7	71.8	0.46	0.15	6.1	0.171	0.57
K286969		840	1480	66.3	0.019	2.91	8.73	7.2	56	230	163.0	0.55	0.49	5.7	0.254	0.62
K286970		1380	10.6	77.9	0.003	4.93	3.95	25.1	7	33.2	267	0.81	0.06	4.2	0.481	1.07
K286971		1680	14.0	77.9	0.010	2.92	2.51	18.6	7	24.5	241	0.69	<0.05	6.0	0.371	0.94
K286972		1750	9.7	73.1	0.009	4.42	4.94	17.7	12	78.3	193.0	0.80	0.06	5.3	0.456	0.94
K286973		1110	7.6	62.3	0.005	4.22	3.55	18.3	8	84.0	174.5	0.77	<0.05	3.9	0.455	0.69
K286974		180	3.3	1.1	<0.002	0.03	0.07	0.6	<1	0.2	42.4	<0.05	<0.05	<0.2	<0.005	<0.02
K286975		1830	6.1	110.5	0.012	3.71	4.68	21.0	6	11.9	100.5	1.64	0.09	4.8	1.075	1.37
K286976		1540	8.8	111.0	0.012	2.32	6.13	23.5	5	7.4	115.5	1.80	0.08	5.1	1.140	1.46
K286977		2250	13.8	122.5	0.007	2.49	12.20	21.3	5	6.0	105.5	1.60	0.08	7.0	0.943	1.38
K286978		1870	13.1	123.0	0.008	2.66	11.30	20.7	5	5.3	105.5	1.53	0.08	7.0	0.890	1.44
K286979		1430	9.4	105.5	0.008	3.42	6.61	22.2	7	15.8	124.5	1.49	0.08	4.5	1.000	1.30
K286980		1750	8.1	139.0	0.005	2.76	5.03	30.4	6	8.1	113.5	2.11	0.06	4.0	1.430	2.52
K286981		4180	14.2	88.6	0.029	2.85	8.57	19.7	10	18.8	163.0	1.41	0.08	5.2	0.750	1.03

***** See Appendix Page for comments regarding this certificate *****

ALS Canada Ltd.
2103 Dollarton Hwy
North Vancouver BC V7H 0A7
Phone: 604 984 0221 Fax: 604 984 0218 www.alsglobal.com

To: **SILVER RANGE RESOURCES LTD.**
C/O ARCHER, CATHRO & ASSOCIATES (1981) LIMITED
1016- 510 W HASTINGS ST
VANCOUVER BC V6B 1L8

Finalized Date: 21- AUG- 2012
Account: RANSIL

Project: KEG (Main - Group 2)

CERTIFICATE OF ANALYSIS WH12176029

Sample Description	Method	ME-MS61	ME-MS61	ME-MS61	ME-MS61	ME-MS61	ME-MS61	Zn-OG62
	Analyte	U	V	W	Y	Zn	Zr	Zn
	Units	ppm	ppm	ppm	ppm	ppm	ppm	%
	LOR	0.1	1	0.1	0.1	2	0.5	0.001
K286946		4.4	126	0.9	22.4	124	62.5	
K286947		1.8	100	0.9	11.7	717	44.8	
K286948		2.0	111	1.3	14.9	138	53.6	
K286949		1.5	103	0.9	10.7	124	46.8	
K286950		1.6	104	1.0	10.8	128	46.1	
K286951		2.0	103	1.1	17.9	136	44.7	
K286952		1.2	86	1.0	10.1	65	40.8	
K286953		2.1	100	1.0	16.3	64	60.2	
K286954		4.4	107	0.9	13.4	387	55.5	
K286955		1.9	84	0.9	11.7	34	43.0	
K286956		3.7	133	2.7	26.2	3060	48.1	
K286957		2.4	100	1.2	19.1	38	63.9	
K286958		2.6	104	1.1	9.9	26	53.8	
K286959		3.8	94	0.7	17.7	597	42.8	
K286960		2.2	95	1.1	15.8	13	55.4	
K286961		2.0	74	0.8	9.4	46	41.1	
K286962		2.1	94	1.0	11.0	75	39.6	
K286963		0.5	3	0.1	0.8	14	0.5	
K286964		2.7	104	1.0	12.3	51	49.3	
K286965		2.1	122	0.8	13.3	82	37.5	
K286966		1.8	112	0.9	12.3	86	35.9	
K286967		1.5	117	0.9	17.9	294	47.4	
K286968		3.7	154	1.0	20.3	17	62.2	
K286969		3.1	109	4.6	21.8	>10000	39.8	1.440
K286970		1.8	223	0.8	22.2	349	58.5	
K286971		4.8	305	0.8	17.8	68	59.6	
K286972		4.8	252	1.0	18.3	88	56.3	
K286973		2.4	188	1.0	16.0	1190	51.9	
K286974		0.4	2	0.1	0.8	16	0.5	
K286975		7.3	309	0.7	24.0	64	121.5	
K286976		7.8	296	0.7	23.1	74	131.5	
K286977		7.2	266	1.0	28.0	191	119.0	
K286978		7.0	256	1.0	25.8	217	116.0	
K286979		5.5	290	0.9	22.6	49	91.1	
K286980		2.9	302	0.7	21.2	69	69.7	
K286981		9.2	486	0.9	23.1	82	87.5	

***** See Appendix Page for comments regarding this certificate *****

ALS Canada Ltd.
2103 Dollarton Hwy
North Vancouver BC V7H 0A7
Phone: 604 984 0221 Fax: 604 984 0218 www.alsglobal.com

To: **SILVER RANGE RESOURCES LTD.**
C/O ARCHER, CATHRO & ASSOCIATES (1981) LIMITED
1016- 510 W HASTINGS ST
VANCOUVER BC V6B 1L8

Page: Appendix 1
Total # Appendix Pages: 1
Finalized Date: 21- AUG- 2012
Account: RANSIL

Project: KEG (Main - Group 2)

CERTIFICATE OF ANALYSIS WH12176029

Method	CERTIFICATE COMMENTS
ME- MS61	Interference: Ca> 10% on ICP- MS As, ICP- AES results shown.
ME- MS61	REE's may not be totally soluble in this method.

ALS Canada Ltd.

2103 Dollarton Hwy
North Vancouver BC V7H 0A7
Phone: 604 984 0221 Fax: 604 984 0218 www.alsglobal.com

To: **SILVER RANGE RESOURCES LTD.**
C/O ARCHER, CATHRO & ASSOCIATES (1981) LIMITED
1016-510 W HASTINGS ST
VANCOUVER BC V6B 1L8

Finalized Date: 18-AUG-2012
Account: RANSIL

CERTIFICATE WH12177490

Project: KEG (Main - Group 2)

P.O. No.: Batch 59

This report is for 36 Drill Core samples submitted to our lab in Whitehorse, YT, Canada on 31-JUL-2012.

The following have access to data associated with this certificate:

MATT DUMALA	JOAN MARIACHER	HEATHER SMITH

SAMPLE PREPARATION

ALS CODE	DESCRIPTION
WEI-21	Received Sample Weight
LOG-22	Sample login - Rcd w/o BarCode
CRU-31	Fine crushing - 70%<2mm
CRU-QC	Crushing QC Test
SPL-21	Split sample - riffle splitter
PUL-QC	Pulverizing QC Test
PUL-31	Pulverize split to 85%<75 um
LOG-22d	Sample login - Rcd w/o BarCode dup
SPL-21d	Split sample - duplicate
PUL-31d	Pulverize Split - duplicate
LOG-23	Pulp Login - Rcvd with Barcode

ANALYTICAL PROCEDURES

ALS CODE	DESCRIPTION	INSTRUMENT
Au-AA24	Au 50g FA AA finish	AAS
Sn-XRF05	Sn-Trace Level XRF Analysis	XRF
ME-MS61	48 element four acid ICP-MS	

To: **SILVER RANGE RESOURCES LTD.**
ATTN: JOAN MARIACHER
C/O ARCHER, CATHRO & ASSOCIATES (1981) LIMITED
1016-510 W HASTINGS ST
VANCOUVER BC V6B 1L8

This is the Final Report and supersedes any preliminary report with this certificate number. Results apply to samples as submitted. All pages of this report have been checked and approved for release.

***** See Appendix Page for comments regarding this certificate *****

Signature:

Colin Ramshaw, Vancouver Laboratory Manager

ALS Canada Ltd.
2103 Dollarton Hwy
North Vancouver BC V7H 0A7
Phone: 604 984 0221 Fax: 604 984 0218 www.alsglobal.com

To: **SILVER RANGE RESOURCES LTD.**
C/O ARCHER, CATHRO & ASSOCIATES (1981) LIMITED
1016-510 W HASTINGS ST
VANCOUVER BC V6B 1L8

Finalized Date: 18-AUG-2012
Account: RANSIL

Project: KEG (Main - Group 2)

CERTIFICATE OF ANALYSIS WH12177490

Sample Description	Method	WEI-21	Au-AA24	Sn-XRF05	ME-MS61	ME-MS61	ME-MS61	ME-MS61	ME-MS61	ME-MS61	ME-MS61	ME-MS61	ME-MS61	ME-MS61	ME-MS61	ME-MS61
	Analyte	Recvd Wt.	Au	Sn	Ag	Al	As	Ba	Be	Bi	Ca	Cd	Ce	Co	Cr	Cs
	Units	kg	ppm	ppm	ppm	%	ppm	ppm	ppm	ppm	%	ppm	ppm	ppm	ppm	ppm
	LOR	0.02	0.005	5	0.01	0.01	0.2	10	0.05	0.01	0.01	0.02	0.01	0.1	1	0.05
K286982		7.58	<0.005	16	1.26	3.76	185.0	640	1.41	1.09	5.66	12.60	41.2	6.5	49	4.87
K286983		5.90	<0.005	<5	0.60	1.31	2.0	940	1.00	0.09	1.93	1.41	17.10	2.6	71	2.30
K286984		5.21	0.007	<5	1.63	3.33	5.9	990	2.32	0.23	2.24	8.43	40.5	7.4	104	7.39
K286985		2.05	<0.005	18	0.27	4.89	59.1	2030	1.37	0.08	1.57	0.13	58.2	3.3	64	7.88
K286986		1.16	0.085	31	8.20	2.34	>10000	110	0.36	4.17	2.26	7.15	21.9	16.6	34	4.83
K286987		1.92	<0.005	24	0.97	3.29	255	2220	0.79	0.30	1.50	2.78	35.5	2.2	53	7.14
K286988		0.23	0.006	170	15.10	4.30	160.5	1400	1.12	46.9	7.87	56.7	47.6	6.6	67	5.42
K286989		2.53	<0.005	25	1.16	4.97	313	1160	1.36	0.34	0.17	2.68	62.9	8.7	86	4.83
K286990		2.59	<0.005	8	0.28	0.98	96.3	520	0.22	0.06	0.10	0.67	16.95	2.6	45	1.07
K286991		2.33	<0.005	<5	0.17	0.18	145.0	40	<0.05	0.04	0.02	0.39	6.58	1.9	18	0.21
K286992		<0.02	<0.005	<5	0.16	0.17	125.5	40	<0.05	0.03	0.02	0.37	6.08	1.7	23	0.20
K286993		2.32	<0.005	5	0.18	0.54	81.7	420	0.13	0.07	0.04	0.19	13.00	1.1	25	0.64
K286994		3.53	<0.005	22	0.26	2.48	27.1	1400	0.72	0.03	0.57	0.12	40.9	3.4	51	3.04
K286995		1.64	<0.005	8	0.70	0.70	43.5	680	0.11	0.14	0.03	0.26	11.10	1.5	26	0.65
K286996		0.24	0.005	171	14.75	4.35	138.5	1400	1.13	50.3	7.80	57.0	47.5	6.8	68	5.46
K286997		4.28	<0.005	7	0.54	2.56	7.5	540	0.89	0.23	0.49	0.16	26.7	7.7	49	5.48
K286998		7.70	<0.005	11	0.31	3.16	4.7	1520	1.16	0.12	0.64	<0.02	48.2	9.7	54	10.25
K286999		7.92	<0.005	14	0.04	3.57	2.7	7860	1.34	0.15	0.79	<0.02	52.2	8.6	55	10.35
K287000		7.29	<0.005	16	0.05	3.04	4.1	5160	1.25	0.14	0.69	<0.02	46.6	10.7	61	6.43
K287002		3.35	<0.005	<5	0.01	0.12	<5	50	0.05	0.01	20.3	0.07	1.26	1.1	3	0.29
K287003		7.33	<0.005	5	0.06	2.49	4.5	6020	0.96	0.13	0.64	<0.02	39.1	8.9	45	5.48
K287004		8.36	<0.005	17	0.30	2.64	58.8	1420	1.01	0.13	0.64	<0.02	43.2	11.3	49	5.17
K287005		7.30	<0.005	12	1.04	5.66	14.9	410	1.98	0.21	3.07	3.30	56.3	15.0	66	9.36
K287006		7.28	<0.005	7	0.53	6.00	55.1	1030	2.10	0.13	1.97	0.61	61.8	14.3	77	14.35
K287007		7.18	<0.005	23	0.95	4.92	24.3	990	1.64	0.19	2.62	1.27	55.6	14.1	61	7.75
K287008		7.35	<0.005	28	1.05	5.90	25.1	1140	1.94	0.33	3.14	0.41	60.6	12.4	79	9.53
K287009		3.77	<0.005	31	1.09	5.75	27.4	1070	2.05	0.34	3.08	0.58	59.9	13.4	69	9.13
K287010		8.07	<0.005	23	5.12	6.18	63.9	870	2.08	0.57	3.82	4.05	67.9	12.9	67	7.61
K287011		8.59	<0.005	17	0.94	6.61	95.2	750	2.35	0.80	3.44	0.72	67.6	12.3	79	11.20
K287012		8.22	<0.005	6	1.16	6.12	42.3	540	1.88	0.40	2.64	0.96	58.7	13.9	68	11.95
K287013		6.43	<0.005	12	0.51	3.12	22.6	1160	1.07	0.12	0.54	0.02	34.1	9.1	74	9.59
K287014		2.07	<0.005	<5	0.02	0.08	<5	30	<0.05	0.02	20.3	0.05	1.15	1.3	2	0.17
K287015		5.91	<0.005	16	0.51	3.86	10.0	650	1.02	0.13	0.72	0.08	34.9	7.1	83	11.15
K287016		4.00	<0.005	17	0.71	3.98	50.2	380	1.27	0.22	2.31	0.18	38.8	5.8	116	8.98
K287017		5.24	<0.005	17	0.52	2.89	76.0	780	0.94	0.22	0.74	0.06	25.9	4.8	68	5.00
K287018		1.40	<0.005	22	1.41	2.31	20.4	100	0.60	0.18	1.53	0.14	11.00	5.9	59	2.05

***** See Appendix Page for comments regarding this certificate *****

ALS Canada Ltd.
2103 Dollarton Hwy
North Vancouver BC V7H 0A7
Phone: 604 984 0221 Fax: 604 984 0218 www.alsglobal.com

To: **SILVER RANGE RESOURCES LTD.**
C/O ARCHER, CATHRO & ASSOCIATES (1981) LIMITED
1016-510 W HASTINGS ST
VANCOUVER BC V6B 1L8

Finalized Date: 18-AUG-2012
Account: RANSIL

Project: KEG (Main - Group 2)

CERTIFICATE OF ANALYSIS WH12177490

Sample Description	Method	ME-MS61	ME-MS61	ME-MS61	ME-MS61	ME-MS61	ME-MS61	ME-MS61	ME-MS61	ME-MS61	ME-MS61	ME-MS61	ME-MS61	ME-MS61	ME-MS61	ME-MS61
	Analyte	Cu	Fe	Ga	Ge	Hf	In	K	La	Li	Mg	Mn	Mo	Na	Nb	Ni
	Units	ppm	%	ppm	ppm	ppm	ppm	%	ppm	ppm	%	ppm	ppm	%	ppm	ppm
	LOR	0.2	0.01	0.05	0.05	0.1	0.005	0.01	0.5	0.2	0.01	5	0.05	0.01	0.1	0.2
K286982		112.5	3.90	11.60	0.08	2.2	0.234	0.90	23.6	58.4	4.81	575	10.75	0.07	6.5	54.0
K286983		36.9	1.13	3.62	<0.05	0.6	0.019	0.82	11.8	14.2	0.22	54	3.53	0.01	2.5	80.8
K286984		133.0	2.77	9.87	0.06	1.6	0.067	1.71	25.3	71.1	0.85	119	15.95	0.02	7.7	131.5
K286985		9.6	1.52	11.35	<0.05	2.8	0.007	2.22	31.7	45.6	0.55	68	2.27	0.13	14.3	29.9
K286986		38.9	14.75	5.61	0.33	1.4	0.275	1.67	9.8	34.9	0.41	135	1.36	0.04	6.1	35.1
K286987		19.5	1.38	8.03	<0.05	1.8	0.046	2.10	19.2	53.0	0.38	116	1.71	0.04	8.8	21.4
K286988		747	3.41	11.20	0.11	1.5	2.27	1.90	24.0	34.0	2.14	1660	14.65	0.23	9.0	45.2
K286989		33.5	2.57	12.20	0.06	2.4	0.008	3.38	31.6	29.7	0.22	64	1.99	0.06	14.0	53.2
K286990		9.7	0.75	2.33	<0.05	1.0	0.008	0.54	8.2	9.9	0.06	68	0.52	0.01	3.6	11.0
K286991		3.3	0.39	0.46	<0.05	0.3	0.011	0.06	3.1	5.3	0.01	48	0.26	<0.01	1.4	4.0
K286992		3.0	0.35	0.41	<0.05	0.3	0.009	0.05	2.9	5.1	0.01	44	0.33	<0.01	1.3	3.9
K286993		1.9	0.34	1.30	<0.05	0.5	<0.005	0.39	6.4	6.9	0.02	29	0.38	0.01	2.3	3.0
K286994		6.4	0.51	5.68	<0.05	2.4	<0.005	1.57	19.9	17.6	0.10	55	0.88	0.07	8.8	14.7
K286995		27.7	1.17	1.70	<0.05	1.0	<0.005	0.46	5.5	8.1	0.03	33	0.51	0.01	3.4	9.3
K286996		767	3.41	11.30	0.11	1.5	2.26	1.94	24.0	34.3	2.14	1660	14.75	0.23	9.0	45.8
K286997		54.6	1.80	8.28	<0.05	0.9	0.017	1.12	10.6	32.3	0.32	91	0.65	0.03	3.9	37.6
K286998		58.9	2.21	11.95	<0.05	1.0	0.019	1.35	16.1	51.6	0.76	342	0.39	0.11	5.5	35.3
K286999		53.4	2.12	12.55	<0.05	1.0	0.028	1.57	18.1	49.8	0.78	486	0.44	0.16	6.4	36.2
K287000		53.0	2.06	11.85	<0.05	0.9	0.025	1.24	15.8	51.3	0.78	537	0.36	0.13	5.6	35.0
K287002		1.0	0.46	0.35	<0.05	<0.1	0.005	0.06	0.7	1.2	12.05	204	0.17	<0.01	0.3	1.4
K287003		54.6	1.46	9.49	<0.05	1.0	0.021	1.10	13.4	31.7	0.59	474	0.77	0.16	4.4	26.8
K287004		67.7	1.94	10.70	<0.05	1.0	0.018	0.90	13.1	28.9	0.60	438	0.54	0.20	4.5	39.9
K287005		66.4	3.44	15.85	0.09	2.1	0.090	2.10	25.7	38.5	1.94	1080	20.6	0.80	11.2	53.8
K287006		65.2	2.97	16.15	0.09	2.2	0.024	2.53	31.2	51.0	1.44	578	9.67	1.00	12.4	40.2
K287007		61.0	2.93	13.60	0.09	2.1	0.033	2.14	27.0	41.4	1.58	437	19.50	0.56	10.5	52.9
K287008		58.4	3.07	15.20	0.11	2.3	0.017	2.78	30.1	34.7	1.92	551	13.95	0.61	12.7	47.9
K287009		62.3	3.20	15.20	0.12	2.3	0.024	2.71	30.0	34.3	1.95	574	13.95	0.60	12.4	50.2
K287010		71.3	3.27	16.15	0.11	2.3	0.099	2.36	34.6	31.2	2.16	776	1.89	0.91	13.4	34.9
K287011		67.7	3.32	17.20	0.13	2.4	0.025	2.60	34.8	41.7	1.92	563	3.68	0.86	14.2	40.6
K287012		66.3	3.19	14.90	0.11	2.4	0.021	2.48	30.4	42.4	1.51	299	32.2	0.53	13.0	61.3
K287013		68.2	1.99	10.55	<0.05	1.1	0.016	1.41	15.1	43.7	0.65	227	0.57	0.11	4.7	43.5
K287014		3.0	0.47	0.20	<0.05	<0.1	<0.005	0.03	0.7	0.9	12.10	204	0.25	0.01	0.3	2.1
K287015		52.7	2.41	10.65	0.12	1.8	0.042	1.64	17.9	43.2	0.75	223	1.79	0.09	6.4	41.8
K287016		57.5	2.52	10.85	0.13	2.1	0.020	1.52	20.9	40.5	0.91	227	4.36	0.23	7.0	58.0
K287017		51.3	1.96	7.94	0.12	1.2	0.013	1.43	14.1	31.4	0.69	182	0.83	0.11	4.8	36.8
K287018		69.2	5.22	6.52	0.12	1.0	0.018	0.88	2.9	14.6	0.28	79	0.79	0.05	3.8	31.4

***** See Appendix Page for comments regarding this certificate *****

ALS Canada Ltd.
2103 Dollarton Hwy
North Vancouver BC V7H 0A7
Phone: 604 984 0221 Fax: 604 984 0218 www.alsglobal.com

To: **SILVER RANGE RESOURCES LTD.**
C/O ARCHER, CATHRO & ASSOCIATES (1981) LIMITED
1016-510 W HASTINGS ST
VANCOUVER BC V6B 1L8

Finalized Date: 18-AUG-2012
Account: RANSIL

Project: KEG (Main - Group 2)

CERTIFICATE OF ANALYSIS WH12177490

Sample Description	Method	ME-MS61	ME-MS61	ME-MS61	ME-MS61	ME-MS61	ME-MS61	ME-MS61	ME-MS61	ME-MS61	ME-MS61	ME-MS61	ME-MS61	ME-MS61	ME-MS61	ME-MS61
	Analyte	P	Pb	Rb	Re	S	Sb	Sc	Se	Sn	Sr	Ta	Te	Th	Ti	Tl
	Units	ppm	ppm	ppm	ppm	%	ppm	ppm	ppm	ppm	ppm	ppm	ppm	ppm	%	ppm
	LOR	10	0.5	0.1	0.002	0.01	0.05	0.1	1	0.2	0.2	0.05	0.05	0.2	0.005	0.02
K286982		5750	54.0	43.9	0.017	2.04	20.9	8.2	8	10.7	112.5	0.43	0.11	7.2	0.166	0.33
K286983		6300	10.2	33.9	0.012	0.54	5.66	2.8	5	1.1	85.8	0.15	0.07	2.0	0.068	0.33
K286984		6700	16.0	86.5	0.030	1.59	4.27	8.7	13	1.9	147.5	0.49	0.14	5.2	0.189	0.87
K286985		1070	6.4	118.5	<0.002	0.71	3.48	7.0	2	15.0	120.0	0.86	<0.05	9.7	0.269	1.27
K286986		490	285	85.4	<0.002	9.17	158.5	3.5	39	25.5	85.4	0.34	8.78	3.7	0.113	1.31
K286987		790	40.2	129.5	<0.002	0.58	17.90	5.6	3	21.8	68.1	0.52	<0.05	6.5	0.183	1.39
K286988		1090	982	84.9	0.016	1.04	7.80	8.1	26	136.5	208	0.63	0.24	6.4	0.277	0.81
K286989		560	27.9	186.0	0.003	1.85	12.95	6.5	3	21.6	63.5	0.82	0.06	10.6	0.293	1.84
K286990		170	7.1	27.8	<0.002	0.31	3.61	1.9	1	8.2	12.1	0.20	<0.05	3.5	0.074	0.32
K286991		50	3.8	2.9	<0.002	0.09	0.98	0.5	1	2.4	3.3	0.06	<0.05	1.2	0.024	0.04
K286992		50	3.5	2.5	<0.002	0.09	0.93	0.4	1	2.2	3.0	0.06	<0.05	1.1	0.023	0.03
K286993		110	4.5	20.6	<0.002	0.05	1.75	0.8	1	4.8	17.4	0.12	<0.05	2.1	0.049	0.22
K286994		350	4.8	84.2	<0.002	0.17	2.27	4.5	1	16.7	61.8	0.48	<0.05	7.2	0.177	0.75
K286995		120	10.2	21.9	<0.002	0.83	3.60	1.3	2	7.6	15.0	0.18	<0.05	3.3	0.065	0.35
K286996		1090	978	85.5	0.018	1.04	7.69	8.2	26	138.0	212	0.63	0.27	6.4	0.281	0.84
K286997		120	7.2	65.0	0.004	0.95	3.53	7.9	4	2.1	34.1	0.25	0.06	3.3	0.118	0.88
K286998		210	3.9	65.5	<0.002	0.46	0.98	11.3	1	1.1	103.0	0.37	0.05	4.4	0.163	0.69
K286999		220	3.7	66.5	<0.002	0.14	0.92	12.2	1	1.0	136.5	0.43	0.05	5.1	0.196	0.29
K287000		200	3.9	54.4	<0.002	0.18	0.97	10.9	1	1.0	115.0	0.38	0.05	4.4	0.165	0.24
K287002		200	1.2	2.4	<0.002	0.01	<0.05	0.3	1	0.2	41.5	<0.05	<0.05	<0.2	0.005	<0.02
K287003		170	6.4	45.1	<0.002	0.24	0.90	8.6	1	0.9	114.5	0.31	<0.05	3.7	0.136	0.22
K287004		280	4.0	38.6	<0.002	0.34	1.11	11.8	1	1.4	107.5	0.31	0.08	3.4	0.159	0.43
K287005		1480	21.3	99.0	0.021	1.94	7.43	12.6	6	5.8	201	0.76	0.09	7.4	0.344	1.37
K287006		1270	11.9	127.5	0.010	1.63	4.13	12.6	7	3.9	196.0	0.84	0.07	9.0	0.363	1.72
K287007		1790	28.6	104.5	0.026	1.68	6.90	11.2	6	16.8	153.0	0.73	0.06	7.2	0.309	1.29
K287008		1470	22.7	128.0	0.019	1.76	6.21	12.5	6	23.1	212	0.89	0.07	8.9	0.386	1.75
K287009		1090	22.7	126.5	0.020	1.90	6.12	12.4	6	23.4	198.0	0.86	0.07	8.6	0.374	1.66
K287010		1580	15.5	112.0	0.007	1.89	16.05	12.5	6	18.1	219	0.93	0.09	9.1	0.403	1.35
K287011		1770	13.4	131.0	0.011	1.90	7.44	13.2	7	12.1	243	1.00	0.14	9.6	0.427	1.84
K287012		1050	16.8	127.5	0.040	1.82	6.59	13.4	7	4.1	175.5	0.98	0.12	9.3	0.387	1.88
K287013		280	4.5	71.6	<0.002	0.48	1.28	14.1	2	1.4	70.2	0.34	0.07	4.3	0.176	0.81
K287014		180	1.2	1.5	<0.002	0.02	<0.05	0.4	1	<0.2	39.9	<0.05	<0.05	<0.2	<0.005	<0.02
K287015		300	4.4	89.0	0.008	0.89	1.42	11.5	5	2.3	84.0	0.48	0.07	5.7	0.244	0.97
K287016		440	7.4	86.5	0.031	1.26	3.27	12.4	7	2.6	155.5	0.53	0.06	6.2	0.256	1.11
K287017		240	7.5	67.0	0.004	0.67	2.81	8.5	4	3.6	111.0	0.36	0.06	4.1	0.185	0.87
K287018		5500	10.0	34.2	0.003	4.66	13.35	7.7	9	1.6	63.9	0.27	0.06	1.4	0.129	0.69

***** See Appendix Page for comments regarding this certificate *****

ALS Canada Ltd.
2103 Dollarton Hwy
North Vancouver BC V7H 0A7
Phone: 604 984 0221 Fax: 604 984 0218 www.alsglobal.com

To: **SILVER RANGE RESOURCES LTD.**
C/O ARCHER, CATHRO & ASSOCIATES (1981) LIMITED
1016- 510 W HASTINGS ST
VANCOUVER BC V6B 1L8

Finalized Date: 18- AUG- 2012
Account: RANSIL

Project: KEG (Main - Group 2)

CERTIFICATE OF ANALYSIS WH12177490

Sample Description	Method	ME-MS61	ME-MS61	ME-MS61	ME-MS61	ME-MS61	ME-MS61
	Analyte	U	V	W	Y	Zn	Zr
	Units	ppm	ppm	ppm	ppm	ppm	ppm
	LOR	0.1	1	0.1	0.1	2	0.5
K286982		6.6	275	0.9	42.2	1290	78.9
K286983		5.5	202	0.5	35.0	194	21.1
K286984		12.3	487	0.9	32.7	1180	55.3
K286985		4.4	313	1.4	20.8	36	101.0
K286986		1.9	145	1.3	10.2	1140	46.6
K286987		2.9	223	1.1	14.4	285	68.2
K286988		3.5	131	2.9	24.3	3040	49.3
K286989		3.5	225	1.6	15.0	195	84.9
K286990		0.9	35	0.4	5.2	132	35.6
K286991		0.3	6	0.2	2.0	92	10.2
K286992		0.3	6	0.1	1.8	92	8.8
K286993		0.6	19	0.5	3.7	14	16.1
K286994		2.4	98	1.0	11.7	44	94.5
K286995		0.9	24	0.7	4.2	38	37.4
K286996		3.5	133	2.7	24.5	3070	48.8
K286997		1.3	79	1.0	7.9	44	33.8
K286998		0.8	46	1.1	11.1	24	37.0
K286999		0.8	48	1.1	11.6	37	38.0
K287000		0.8	47	1.0	11.0	39	36.0
K287002		0.5	3	0.2	0.8	16	<0.5
K287003		0.8	34	0.9	9.6	27	37.6
K287004		1.2	47	1.3	10.9	20	35.5
K287005		5.9	255	1.5	27.3	300	73.1
K287006		4.3	184	1.5	29.6	62	79.7
K287007		8.1	190	1.5	32.4	141	78.0
K287008		6.0	195	1.7	32.1	62	84.9
K287009		5.6	191	1.6	30.9	75	82.6
K287010		3.4	176	1.4	30.8	428	75.5
K287011		3.9	221	1.4	32.0	93	82.2
K287012		7.8	273	2.1	32.3	101	89.1
K287013		1.1	73	1.1	13.8	18	46.0
K287014		0.5	2	0.1	0.8	14	<0.5
K287015		3.0	120	1.1	17.6	52	68.6
K287016		6.7	133	1.1	29.7	73	80.6
K287017		1.8	93	0.8	15.0	24	46.3
K287018		3.3	74	0.9	32.3	51	39.8

***** See Appendix Page for comments regarding this certificate *****

ALS Canada Ltd.
2103 Dollarton Hwy
North Vancouver BC V7H 0A7
Phone: 604 984 0221 Fax: 604 984 0218 www.alsglobal.com

To: **SILVER RANGE RESOURCES LTD.**
C/O ARCHER, CATHRO & ASSOCIATES (1981) LIMITED
1016- 510 W HASTINGS ST
VANCOUVER BC V6B 1L8

Page: Appendix 1
Total # Appendix Pages: 1
Finalized Date: 18- AUG- 2012
Account: RANSIL

Project: KEG (Main - Group 2)

CERTIFICATE OF ANALYSIS WH12177490

Method	CERTIFICATE COMMENTS
ME- MS61	Interference: Ca> 10% on ICP- MS As, ICP- AES results shown.
ME- MS61	REE's may not be totally soluble in this method.

ALS Canada Ltd.

2103 Dollarton Hwy
North Vancouver BC V7H 0A7
Phone: 604 984 0221 Fax: 604 984 0218 www.alsglobal.com

To: **SILVER RANGE RESOURCES LTD.**
C/O ARCHER, CATHRO & ASSOCIATES (1981) LIMITED
1016-510 W HASTINGS ST
VANCOUVER BC V6B 1L8

Finalized Date: 27-AUG-2012
Account: RANSIL

CERTIFICATE WH12177491

Project: KEG (Group 5)

P.O. No.:

This report is for 68 Rock samples submitted to our lab in Whitehorse, YT, Canada on 31-JUL-2012.

The following have access to data associated with this certificate:

MATT DUMALA	JOAN MARIACHER	HEATHER SMITH

SAMPLE PREPARATION

ALS CODE	DESCRIPTION
WEI-21	Received Sample Weight
LOG-22	Sample login - Rcd w/o BarCode
CRU-31	Fine crushing - 70%<2mm
CRU-QC	Crushing QC Test
SPL-21	Split sample - riffle splitter
PUL-QC	Pulverizing QC Test
PUL-31	Pulverize split to 85%<75 um

ANALYTICAL PROCEDURES

ALS CODE	DESCRIPTION	INSTRUMENT
Au-AA24	Au 50g FA AA finish	AAS
Au-GRA22	Au 50 g FA-GRAV finish	WST-SIM
ME-OG62	Ore Grade Elements - Four Acid	ICP-AES
ME-MS61	48 element four acid ICP-MS	
Ag-OG62	Ore Grade Ag - Four Acid	VARIABLE
Pb-OG62	Ore Grade Pb - Four Acid	VARIABLE
Zn-OG62	Ore Grade Zn - Four Acid	VARIABLE
Ag-GRA21	Ag 30g FA-GRAV finish	WST-SIM
W-XRF05	Trace Level W XRF Analysis	XRF
Pb-VOL70	Pb by Titration	
Sn-XRF05	Sn-Trace Level XRF Analysis	XRF

To: **SILVER RANGE RESOURCES LTD.**
ATTN: JOAN MARIACHER
C/O ARCHER, CATHRO & ASSOCIATES (1981) LIMITED
1016-510 W HASTINGS ST
VANCOUVER BC V6B 1L8

This is the Final Report and supersedes any preliminary report with this certificate number. Results apply to samples as submitted. All pages of this report have been checked and approved for release.

***** See Appendix Page for comments regarding this certificate *****

Signature:

Colin Ramshaw, Vancouver Laboratory Manager

ALS Canada Ltd.
2103 Dollarton Hwy
North Vancouver BC V7H 0A7
Phone: 604 984 0221 Fax: 604 984 0218 www.alsglobal.com

To: **SILVER RANGE RESOURCES LTD.**
C/O ARCHER, CATHRO & ASSOCIATES (1981) LIMITED
1016-510 W HASTINGS ST
VANCOUVER BC V6B 1L8

Finalized Date: 27-AUG-2012
Account: RANSIL

Project: KEG (Group 5)

CERTIFICATE OF ANALYSIS WH12177491

Sample Description	Method	WEI-21	Au-AA24	Au-GRA22	ME-MS61	ME-MS61	ME-MS61	ME-MS61	ME-MS61	ME-MS61	ME-MS61	ME-MS61	ME-MS61	ME-MS61	ME-MS61	ME-MS61
	Analyte	Recvd Wt.	Au	Au	Ag	Al	As	Ba	Be	Bi	Ca	Cd	Ce	Co	Cr	Cs
	Units	kg	ppm	ppm	ppm	%	ppm	ppm	ppm	ppm	%	ppm	ppm	ppm	ppm	ppm
	LOR	0.02	0.005	0.05	0.01	0.01	0.2	10	0.05	0.01	0.01	0.02	0.01	0.1	1	0.05
L840602		0.47	0.005		4.01	4.02	1925	220	3.96	1.14	0.10	0.26	86.0	0.6	8	19.65
L840603		2.21	0.134		>100	2.00	8010	80	2.78	0.47	0.13	1.17	21.1	1.2	6	8.87
L840604		0.45	0.008		3.66	7.28	1105	120	4.55	0.37	0.09	0.49	96.2	1.7	10	25.5
L840605		0.83	<0.005		1.87	7.91	678	340	6.87	0.20	0.12	3.53	78.7	6.2	6	19.50
L840606		0.24	0.062		46.3	2.01	9310	150	5.27	12.50	0.05	46.9	13.50	3.6	6	17.55
L840607		0.24	0.064		78.2	4.24	>10000	360	3.18	0.32	0.08	31.6	18.15	7.4	5	12.70
L840608		1.03	<0.005		2.86	9.18	320	370	6.98	0.17	0.41	6.94	56.5	7.8	4	22.2
L840609		0.69	0.006		43.2	8.30	685	310	6.67	0.13	0.20	6.93	52.4	5.6	5	20.3
L840610		1.18	0.136		>100	3.91	3420	100	4.30	0.40	0.05	2.39	24.5	1.8	7	9.86
L840611		1.33	0.029		>100	4.43	2450	80	4.16	0.34	0.09	2.46	20.8	0.9	6	12.25
L840612		1.83	0.019		15.25	5.80	1350	80	3.70	1.83	0.08	2.41	81.5	0.7	10	14.20
L840613		2.32	0.042		54.9	6.42	3440	130	5.11	20.3	0.21	7.50	34.7	2.5	4	22.4
L840614		0.60	0.179		>100	1.82	8550	40	2.36	0.39	1.52	22.6	17.10	2.8	12	7.41
L840615		0.39	0.401		>100	1.35	2760	250	1.60	0.20	0.06	15.40	15.30	1.0	20	8.28
L840616		0.66	0.090		69.7	1.26	988	60	1.32	6.08	0.23	37.4	16.65	4.3	14	4.45
L840617		1.01	0.142		>100	0.20	1260	30	0.32	0.07	0.11	47.8	3.32	0.2	9	2.61
L840618		1.06	0.367		>100	0.28	679	20	0.56	0.15	0.10	42.6	3.67	0.4	21	5.82
L840619		0.68	>10.0	23.4	>100	0.99	>10000	30	0.84	0.04	0.02	5.70	25.3	1.9	27	12.95
L840620		0.54	0.115		>100	0.18	213	50	0.31	0.07	0.03	58.4	2.37	0.4	11	2.42
L840621		1.21	0.126		>100	0.19	797	40	0.35	0.07	0.05	61.2	3.58	0.4	12	1.95
L840622		0.57	0.164		>100	1.10	1770	70	2.09	0.65	0.06	8.30	14.15	0.4	48	7.51
L840623		0.88	0.373		>100	1.07	2670	80	2.15	1.34	0.04	14.60	9.10	0.4	31	8.98
L840624		0.53	0.009		39.9	2.36	178.0	30	1.49	0.85	3.55	4.68	12.75	4.7	22	6.59
L840625		0.78	0.025		29.8	4.42	242	160	2.61	1.20	0.04	0.27	37.8	1.5	17	13.75
L840626		0.57	0.005		32.1	1.45	41.9	80	1.30	40.8	0.03	<0.02	19.45	0.6	6	1.61
L840627		0.61	<0.005		5.83	6.15	10.6	130	3.95	3.63	0.02	0.51	34.7	0.4	10	6.07
L840628		0.44	0.005		8.37	3.48	28.1	120	1.68	9.40	0.04	<0.02	35.3	0.5	7	5.08
L840629		1.92	<0.005		3.93	5.48	19.3	250	3.16	4.60	0.05	0.23	56.4	0.5	8	6.65
L840630		1.94	<0.005		13.05	4.53	17.4	110	1.99	14.40	0.03	<0.02	35.3	0.6	10	3.30
L840631		3.10	<0.005		5.54	5.81	23.1	270	3.70	7.05	0.03	0.21	51.6	0.6	10	6.44
L840632		0.36	<0.005		10.20	3.99	38.9	70	1.85	15.55	0.02	<0.02	32.7	0.6	6	2.10
L840633		1.09	<0.005		15.00	3.06	76.8	70	2.77	2.28	0.06	60.7	28.6	3.3	11	12.10
L840634		2.71	<0.005		4.85	3.65	34.7	100	2.57	6.35	0.05	0.50	32.9	0.5	17	11.55
L840635		4.14	0.230		1.11	5.02	2520	110	3.64	0.50	0.07	4.04	52.2	1.0	14	16.55
M676433		1.09	<0.005		3.23	1.48	8.1	20	1.24	3.85	0.02	0.24	13.70	0.3	21	2.82
M676434		0.80	<0.005		1.56	2.98	11.1	140	4.43	0.75	0.02	<0.02	29.9	0.2	13	20.7
M676435		1.17	<0.005		1.27	2.08	16.9	120	5.35	1.86	0.04	0.03	21.1	0.2	20	24.7
M676436		0.91	0.105		0.56	2.53	1520	80	1.92	0.18	0.01	0.18	39.0	0.2	16	5.56
M676437		1.16	0.037		4.62	3.13	3830	90	6.07	0.48	0.08	12.70	34.5	2.5	18	11.05
M676438		4.01	0.078		72.5	2.81	>10000	60	2.25	0.60	0.06	1.76	20.1	1.2	8	9.70

***** See Appendix Page for comments regarding this certificate *****

ALS Canada Ltd.
2103 Dollarton Hwy
North Vancouver BC V7H 0A7
Phone: 604 984 0221 Fax: 604 984 0218 www.alsglobal.com

To: **SILVER RANGE RESOURCES LTD.**
C/O ARCHER, CATHRO & ASSOCIATES (1981) LIMITED
1016-510 W HASTINGS ST
VANCOUVER BC V6B 1L8

Finalized Date: 27-AUG-2012
Account: RANSIL

Project: KEG (Group 5)

CERTIFICATE OF ANALYSIS WH12177491

Sample Description	Method	ME-MS61	ME-MS61	ME-MS61	ME-MS61	ME-MS61	ME-MS61	ME-MS61	ME-MS61	ME-MS61	ME-MS61	ME-MS61	ME-MS61	ME-MS61	ME-MS61	ME-MS61
	Analyte	Cu	Fe	Ga	Ge	Hf	In	K	La	Li	Mg	Mn	Mo	Na	Nb	Ni
	Units	ppm	%	ppm	ppm	ppm	ppm	%	ppm	ppm	%	ppm	ppm	%	ppm	ppm
	LOR	0.2	0.01	0.05	0.05	0.1	0.005	0.01	0.5	0.2	0.01	5	0.05	0.01	0.1	0.2
L840602		9.9	2.93	13.55	0.17	1.7	0.029	1.79	43.8	103.0	0.15	192	0.41	0.04	9.5	1.9
L840603		127.5	13.00	6.35	0.17	0.4	0.008	0.86	12.2	79.0	0.11	1510	0.83	0.02	1.9	1.7
L840604		26.5	4.91	23.0	0.19	1.6	0.023	3.18	49.7	37.0	0.24	927	0.62	0.04	8.0	2.2
L840605		43.7	3.73	22.8	0.19	1.7	0.034	3.72	37.6	270	0.25	6870	0.81	0.07	9.0	2.9
L840606		148.0	5.90	7.80	<0.05	0.3	0.914	0.87	7.2	66.0	0.08	622	0.57	0.02	1.9	1.3
L840607		65.2	5.35	10.80	0.06	1.2	0.089	1.86	8.2	55.4	0.15	3870	0.61	0.02	3.8	1.6
L840608		8.3	4.10	19.35	0.13	2.9	0.058	3.62	26.5	118.0	0.29	5420	0.99	0.06	8.7	5.4
L840609		33.2	4.36	17.30	0.24	2.7	0.095	3.51	24.3	113.0	0.26	4140	1.08	0.03	7.6	3.1
L840610		79.3	4.68	10.80	0.08	1.1	0.029	1.66	14.3	68.0	0.13	1060	0.72	0.02	3.3	1.7
L840611		47.8	3.53	12.10	0.06	1.5	0.049	1.87	12.5	59.9	0.15	560	0.74	0.02	3.9	1.2
L840612		13.9	2.68	17.75	0.18	1.7	0.123	2.39	43.8	40.1	0.17	322	0.42	0.02	6.9	1.6
L840613		41.5	5.25	16.45	0.13	2.0	0.436	2.67	23.8	113.5	0.25	3630	1.18	0.02	6.1	1.7
L840614		74.0	2.97	11.25	<0.05	0.4	0.023	0.72	9.5	77.8	0.20	40200	0.29	0.01	2.5	2.9
L840615		233	1.71	7.35	<0.05	0.2	0.023	0.53	9.5	182.0	0.05	17950	0.45	0.02	1.6	1.7
L840616		202	2.68	8.80	<0.05	0.3	0.067	0.49	9.1	135.0	0.09	33100	0.39	0.01	1.6	2.3
L840617		331	3.62	9.00	<0.05	<0.1	<0.005	0.03	3.9	166.5	0.01	59600	0.14	0.01	0.1	1.1
L840618		320	3.06	7.28	<0.05	<0.1	<0.005	0.05	3.5	157.0	0.02	46800	0.38	0.01	0.1	1.9
L840619		359	3.78	9.65	<0.05	0.1	0.072	0.32	14.5	141.5	0.03	3390	8.84	0.02	0.3	2.8
L840620		394	2.74	4.86	<0.05	<0.1	<0.005	0.02	4.0	134.0	<0.01	25600	0.29	0.01	0.1	1.7
L840621		518	2.95	5.45	<0.05	<0.1	<0.005	0.03	4.2	137.0	0.01	31900	0.21	0.01	0.1	1.6
L840622		462	2.71	4.24	<0.05	0.2	0.028	0.42	7.6	147.5	0.04	935	0.76	0.01	0.9	2.1
L840623		1615	2.74	4.66	<0.05	0.1	0.010	0.42	4.9	113.5	0.04	778	0.87	0.02	0.5	1.6
L840624		126.0	3.42	11.45	<0.05	0.1	0.026	1.04	6.7	123.5	0.66	15000	0.45	0.01	0.7	5.4
L840625		40.3	1.45	17.15	0.08	0.9	0.019	2.35	18.7	88.6	0.19	867	0.56	0.03	6.2	2.1
L840626		370	28.0	7.01	0.33	0.3	10.85	0.26	10.2	25.8	0.02	175	0.55	0.01	2.7	1.4
L840627		160.0	7.72	22.0	0.08	1.6	7.35	1.83	17.3	116.5	0.12	145	0.98	0.03	9.1	1.2
L840628		344	18.70	12.75	0.26	0.9	13.30	0.96	17.0	31.9	0.05	171	0.51	0.02	5.1	1.6
L840629		177.5	10.55	19.80	0.16	1.5	7.71	1.76	28.0	43.3	0.10	204	0.60	0.05	7.9	1.2
L840630		243	12.85	20.9	0.13	1.1	15.00	0.72	16.4	52.6	0.04	181	0.47	0.02	7.0	1.5
L840631		148.0	5.53	21.3	0.11	1.5	10.75	2.14	25.2	73.2	0.12	204	2.06	0.07	11.7	1.4
L840632		176.5	9.84	16.65	0.09	0.8	5.29	0.40	15.6	83.6	0.03	125	1.99	0.01	5.4	1.1
L840633		226	3.22	11.15	<0.05	0.7	6.79	1.16	13.8	50.9	0.11	798	0.23	0.02	4.2	1.4
L840634		29.0	1.25	12.55	0.05	0.9	0.122	1.50	16.9	38.6	0.14	201	0.27	0.02	4.9	1.4
L840635		15.4	1.45	17.95	0.12	1.4	0.073	1.99	26.8	67.6	0.20	445	0.93	0.03	6.8	1.3
M676433		39.3	1.33	4.99	<0.05	0.3	2.42	0.50	6.8	28.6	0.04	80	2.37	0.01	1.1	1.7
M676434		68.6	1.36	9.70	<0.05	0.8	1.075	1.02	16.0	165.0	0.07	91	1.04	0.04	5.3	1.0
M676435		26.0	0.86	6.91	<0.05	0.5	0.894	0.78	10.1	133.5	0.05	82	1.20	0.03	3.3	1.4
M676436		130.5	0.62	8.81	<0.05	0.8	0.649	1.06	19.1	191.0	0.07	91	0.17	0.03	3.3	1.0
M676437		32.9	3.21	11.30	0.07	0.7	0.157	1.49	18.1	98.1	0.14	1240	0.56	0.03	3.4	2.3
M676438		102.5	8.77	8.33	0.10	0.6	0.031	1.17	11.2	59.3	0.10	1200	1.05	0.02	3.0	1.2

***** See Appendix Page for comments regarding this certificate *****

ALS Canada Ltd.
2103 Dollarton Hwy
North Vancouver BC V7H 0A7
Phone: 604 984 0221 Fax: 604 984 0218 www.alsglobal.com

To: **SILVER RANGE RESOURCES LTD.**
C/O ARCHER, CATHRO & ASSOCIATES (1981) LIMITED
1016-510 W HASTINGS ST
VANCOUVER BC V6B 1L8

Finalized Date: 27-AUG-2012
Account: RANSIL

Project: KEG (Group 5)

CERTIFICATE OF ANALYSIS WH12177491

Sample Description	Method	ME-MS61	ME-MS61	ME-MS61	ME-MS61	ME-MS61	ME-MS61	ME-MS61	ME-MS61	ME-MS61	ME-MS61	ME-MS61	ME-MS61	ME-MS61	ME-MS61	ME-MS61
	Analyte	P	Pb	Rb	Re	S	Sb	Sc	Se	Sn	Sr	Ta	Te	Th	Ti	Tl
	Units	ppm	ppm	ppm	ppm	%	ppm	ppm	ppm	ppm	ppm	ppm	ppm	ppm	%	ppm
	LOR	10	0.5	0.1	0.002	0.01	0.05	0.1	1	0.2	0.2	0.05	0.05	0.2	0.005	0.02
L840602		500	1930	219	<0.002	0.53	21.1	2.8	<1	11.0	92.2	0.90	<0.05	21.3	0.159	5.45
L840603		230	>10000	126.5	<0.002	0.94	263	1.7	1	129.5	28.4	0.11	<0.05	6.6	0.041	12.00
L840604		470	913	385	<0.002	0.39	14.25	4.7	<1	31.4	77.7	0.81	<0.05	26.3	0.171	12.15
L840605		690	469	439	<0.002	0.12	8.36	7.1	1	15.6	62.9	1.03	<0.05	20.5	0.199	6.99
L840606		150	>10000	140.0	<0.002	4.05	82.2	1.1	2	28.0	20.7	0.29	0.05	2.9	0.021	4.94
L840607		270	>10000	225	<0.002	1.78	173.5	5.7	2	87.9	14.1	0.25	<0.05	3.7	0.167	5.30
L840608		870	986	449	<0.002	0.04	6.16	15.3	1	4.8	18.1	0.58	<0.05	8.1	0.371	7.93
L840609		750	9070	394	<0.002	0.09	38.3	13.3	2	25.2	18.5	0.52	<0.05	7.8	0.329	8.25
L840610		340	>10000	214	<0.002	1.01	305	4.6	1	189.0	15.8	0.24	<0.05	6.2	0.122	4.00
L840611		440	>10000	239	<0.002	0.45	172.0	5.0	1	96.3	17.1	0.28	<0.05	6.3	0.151	4.61
L840612		280	3880	289	<0.002	0.13	23.5	4.6	1	36.5	23.3	0.46	<0.05	18.3	0.186	7.53
L840613		580	>10000	375	<0.002	0.16	64.9	10.0	3	22.5	25.5	0.39	0.10	6.6	0.269	12.85
L840614		150	1800	88.6	<0.002	1.73	168.0	1.1	1	37.2	27.1	0.29	<0.05	3.1	0.034	1.78
L840615		80	>10000	64.7	<0.002	1.31	>10000	0.8	1	118.5	10.8	0.15	<0.05	2.7	0.030	1.10
L840616		60	3430	52.1	<0.002	1.65	2180	0.7	3	82.8	6.5	0.15	0.06	2.9	0.022	1.08
L840617		30	>10000	3.1	<0.002	2.10	>10000	0.2	2	290	5.2	<0.05	<0.05	<0.2	<0.005	0.39
L840618		20	>10000	7.2	<0.002	2.23	>10000	0.3	3	259	5.4	<0.05	<0.05	0.4	<0.005	0.63
L840619		30	1590	42.2	0.013	1.99	1200	0.4	3	184.5	7.7	<0.05	<0.05	1.1	0.007	0.78
L840620		20	>10000	2.4	<0.002	3.58	>10000	0.2	4	373	3.8	<0.05	<0.05	<0.2	<0.005	0.54
L840621		20	>10000	3.8	<0.002	3.43	>10000	0.2	3	439	4.1	<0.05	<0.05	0.3	<0.005	0.45
L840622		920	>10000	50.7	<0.002	0.58	4400	0.8	1	95.4	10.1	0.07	0.31	2.4	0.019	1.16
L840623		870	>10000	52.7	<0.002	0.86	5940	0.6	7	181.5	11.8	<0.05	0.30	3.2	0.012	1.33
L840624		50	2770	137.0	<0.002	1.25	106.5	3.1	1	29.1	38.5	<0.05	0.07	0.8	0.022	1.63
L840625		150	266	254	<0.002	0.55	83.7	2.7	<1	13.5	19.0	0.50	0.05	8.1	0.112	3.12
L840626		630	423	33.7	<0.002	0.19	16.85	1.0	5	>500	139.5	0.18	0.08	6.2	0.040	0.60
L840627		500	571	237	<0.002	0.09	16.35	4.3	<1	120.0	10.8	0.84	0.05	14.0	0.167	4.67
L840628		670	314	118.0	<0.002	0.14	14.95	2.5	1	395	166.5	0.41	<0.05	12.0	0.098	2.21
L840629		740	381	210	<0.002	0.09	10.35	3.7	<1	175.5	210	0.69	<0.05	17.6	0.144	3.73
L840630		430	196.5	91.2	<0.002	0.11	7.18	2.7	1	460	148.5	0.69	<0.05	12.9	0.122	1.51
L840631		450	805	281	<0.002	0.12	16.50	4.3	1	222	91.3	1.49	0.06	15.8	0.141	4.54
L840632		380	227	50.1	<0.002	0.07	5.65	1.9	1	>500	108.0	0.43	0.08	9.0	0.101	0.64
L840633		250	>10000	170.0	<0.002	2.07	22.9	1.8	3	36.5	12.6	0.39	0.06	7.0	0.059	2.82
L840634		280	666	205	<0.002	0.12	6.58	2.1	<1	28.5	17.8	0.48	<0.05	8.6	0.067	2.70
L840635		350	167.0	280	<0.002	0.17	49.4	2.9	<1	13.5	28.0	0.64	<0.05	12.7	0.093	3.58
M676433		130	1000	62.2	<0.002	0.05	6.68	0.6	<1	19.2	3.9	0.16	<0.05	4.1	0.017	1.20
M676434		170	326	144.0	<0.002	0.16	8.11	2.0	<1	130.0	23.1	0.50	<0.05	8.5	0.070	2.39
M676435		100	183.0	122.5	<0.002	0.17	9.89	1.3	<1	28.0	18.6	0.33	<0.05	5.2	0.057	2.62
M676436		80	38.3	150.5	<0.002	0.11	35.3	1.2	<1	34.7	15.2	0.40	<0.05	7.3	0.033	1.21
M676437		350	1250	218	<0.002	0.24	33.1	2.2	<1	15.9	31.8	0.31	<0.05	10.0	0.063	4.89
M676438		190	>10000	167.5	<0.002	0.92	152.5	2.3	1	73.8	23.2	0.25	<0.05	5.4	0.082	9.07

***** See Appendix Page for comments regarding this certificate *****

ALS Canada Ltd.
2103 Dollarton Hwy
North Vancouver BC V7H 0A7
Phone: 604 984 0221 Fax: 604 984 0218 www.alsglobal.com

To: **SILVER RANGE RESOURCES LTD.**
C/O ARCHER, CATHRO & ASSOCIATES (1981) LIMITED
1016- 510 W HASTINGS ST
VANCOUVER BC V6B 1L8

Finalized Date: 27- AUG- 2012
Account: RANSIL

Project: KEG (Group 5)

CERTIFICATE OF ANALYSIS WH12177491

Sample Description	Method	ME-MS61	ME-MS61	ME-MS61	ME-MS61	ME-MS61	ME-MS61	Ag-OG62	Pb-OG62	Zn-OG62	Ag-GRA21	W-XRF05	Pb-VOL70	Sn-XRF05
	Analyte	U	V	W	Y	Zn	Zr	Ag	Pb	Zn	Ag	W	Pb	Sn
	Units	ppm	ppm	ppm	ppm	ppm	ppm	ppm	%	%	ppm	ppm	%	ppm
	LOR	0.1	1	0.1	0.1	2	0.5	1	0.001	0.001	5	10	0.01	5
L840602		5.6	15	10.7	3.1	169	62.5							
L840603		6.2	9	7.3	4.3	3030	14.5	153	4.28					
L840604		9.7	23	7.6	4.0	882	64.9							
L840605		7.0	38	5.7	9.2	1550	62.9							
L840606		5.5	4	2.6	1.5	>10000	8.5		1.350	1.510				
L840607		4.2	43	8.4	7.6	>10000	44.2		1.660	1.205				
L840608		4.1	91	6.3	20.2	2950	104.5							
L840609		9.2	80	8.5	17.0	2530	96.1							
L840610		12.4	24	4.7	5.5	2200	41.9	775	6.78					
L840611		11.0	30	6.4	5.3	1500	52.0	275	3.85					
L840612		7.4	25	8.3	3.8	776	65.9							
L840613		20.7	66	16.8	14.2	2160	70.9		1.275					
L840614		3.8	4	0.6	4.5	9420	13.6	163						
L840615		1.3	5	0.7	1.7	6650	6.3	>1500	1.540		1535			
L840616		3.6	3	0.5	2.8	>10000	12.7			1.615				
L840617		0.4	<1	0.2	1.9	>10000	7.4	>1500	2.46	2.05	2580			
L840618		3.0	<1	25.0	2.0	>10000	1.3	>1500	3.45	2.20	2390			
L840619		1.0	42	940	0.7	4050	2.3	284				1160		
L840620		2.1	<1	2.3	1.3	>10000	0.8	>1500	3.75	3.31	1995			
L840621		2.1	<1	2.1	1.6	>10000	0.9	>1500	3.66	2.92	2310			
L840622		21.5	4	0.8	1.3	880	6.9	>1500	1.425		3270			
L840623		25.0	3	1.0	0.9	959	3.5	>1500	2.17		6210			
L840624		1.2	19	0.5	4.8	3040	4.5							
L840625		2.2	15	1.6	2.3	156	31.4							
L840626		4.6	7	8.3	2.4	1520	12.6							>10000
L840627		4.7	26	8.8	3.6	581	55.9							
L840628		8.2	15	8.0	3.8	965	33.9							
L840629		5.9	28	5.7	5.5	646	56.4							
L840630		4.0	17	9.5	3.8	779	41.1							
L840631		8.7	23	8.8	5.6	422	48.4							
L840632		4.2	10	10.6	3.3	575	28.9							1660
L840633		4.1	8	4.8	4.2	>10000	24.4		1.005	1.400				
L840634		3.8	10	2.2	4.4	249	31.0							
L840635		7.0	13	2.6	8.2	253	45.6							
M676433		2.0	3	0.9	1.0	232	8.7							
M676434		1.8	16	7.6	2.2	143	23.3							
M676435		1.1	7	3.1	1.6	28	15.4							
M676436		12.4	2	1.3	2.0	19	20.6							
M676437		5.8	11	5.6	4.8	1990	21.5							
M676438		4.0	21	6.1	3.9	1790	18.8		1.620					

***** See Appendix Page for comments regarding this certificate *****

ALS Canada Ltd.
2103 Dollarton Hwy
North Vancouver BC V7H 0A7
Phone: 604 984 0221 Fax: 604 984 0218 www.alsglobal.com

To: **SILVER RANGE RESOURCES LTD.**
C/O ARCHER, CATHRO & ASSOCIATES (1981) LIMITED
1016- 510 W HASTINGS ST
VANCOUVER BC V6B 1L8

Finalized Date: 27- AUG- 2012
Account: RANSIL

Project: KEG (Group 5)

CERTIFICATE OF ANALYSIS WH12177491

Sample Description	Method	WEI-21	Au-AA24	Au-GRA22	ME-MS61	ME-MS61	ME-MS61	ME-MS61	ME-MS61	ME-MS61	ME-MS61	ME-MS61	ME-MS61	ME-MS61	ME-MS61	ME-MS61
	Analyte	Recvd Wt.	Au	Au	Ag	Al	As	Ba	Be	Bi	Ca	Cd	Ce	Co	Cr	Cs
	Units	kg	ppm	ppm	ppm	%	ppm	ppm	ppm	ppm	%	ppm	ppm	ppm	ppm	ppm
	LOR	0.02	0.005	0.05	0.01	0.01	0.2	10	0.05	0.01	0.01	0.02	0.01	0.1	1	0.05
M676439		2.32	<0.005		2.08	8.56	213	500	6.60	0.09	0.10	5.35	62.5	7.5	4	21.0
M676440		1.26	0.133		>100	2.70	1850	210	2.23	0.28	0.03	15.55	15.75	2.0	5	6.27
M676441		1.04	0.336		75.5	1.05	>10000	20	2.31	0.15	6.04	4.18	19.60	1.9	6	3.49
M676442		0.94	0.007		>100	1.73	69.9	140	0.98	399	0.03	4.12	8.31	1.8	21	2.74
M676443		1.15	<0.005		44.3	2.10	35.9	100	0.83	78.0	0.03	2.64	13.10	1.4	22	2.90
M676444		0.71	<0.005		>100	0.21	1285	50	0.34	1.95	0.16	55.8	3.23	0.8	6	2.49
M676445		0.63	0.018		17.75	3.79	244	730	2.65	0.65	0.04	0.62	49.7	3.4	20	9.73
M676446		0.93	0.030		>100	2.06	447	190	2.77	0.54	0.03	0.80	24.4	0.3	24	12.10
M676447		1.05	0.093		4.37	3.33	1340	260	2.43	0.65	0.02	0.04	21.7	0.4	30	11.10
M676448		0.92	0.173		12.80	3.06	2220	170	2.42	0.49	0.02	0.23	27.2	0.5	30	12.95
M676449		0.76	0.027		3.55	4.10	10.6	80	1.71	61.9	0.06	0.15	8.60	1.2	12	4.35
M676450		0.96	0.009		13.90	2.70	40.0	160	3.99	2.70	0.03	2.25	19.75	0.5	12	17.90
M676451		1.48	0.031		21.7	2.49	1035	440	2.83	6.30	0.02	9.39	31.6	0.7	12	22.7
M676452		1.28	0.045		75.0	2.14	1350	490	2.44	37.3	0.02	4.69	23.6	1.2	8	15.00
M676453		1.28	0.396		2.16	1.39	1905	90	1.02	0.47	0.01	2.14	20.0	0.5	20	3.92
M676454		1.11	0.007		31.3	1.89	114.5	90	0.95	40.5	0.01	0.36	13.80	0.4	13	3.43
M676455		1.40	0.006		15.00	2.34	126.5	110	1.38	23.7	0.01	1.43	19.10	0.6	4	2.84
M676456		2.08	<0.005		3.91	3.04	34.3	80	2.94	2.45	0.02	0.38	25.1	0.4	10	14.95
M676457		0.92	<0.005		9.77	0.89	2.8	20	0.50	16.05	0.01	0.02	8.08	0.2	14	1.29
M676458		3.97	<0.005		31.2	3.01	46.6	110	4.46	2.19	0.04	98.6	29.5	2.4	13	10.15
M676459		0.86	<0.005		7.89	5.07	20.9	240	5.11	1.73	0.06	11.45	46.7	1.1	9	13.45
M676460		1.02	0.045		>100	2.01	51.1	70	4.76	1.72	0.03	113.5	17.25	3.1	11	12.10
M676461		2.37	0.008		>100	1.88	46.1	60	2.12	0.82	0.02	230	16.45	6.1	7	6.81
M676462		1.78	0.606		6.92	2.75	4980	110	4.29	0.21	0.02	4.60	23.6	1.0	13	9.93
M676463		1.03	1.605		83.4	3.00	>10000	120	4.26	4.34	0.03	32.7	26.7	7.3	10	10.30
M676464		1.45	0.397		11.20	5.04	5080	90	4.25	2.09	0.02	19.80	45.6	1.8	10	17.85
M676465		1.88	0.012		>100	2.74	747	50	2.22	291	0.03	1.71	21.5	0.9	14	6.83
M676466		1.65	0.014		11.80	2.75	384	160	1.82	22.2	0.03	9.98	23.4	1.5	12	5.81

***** See Appendix Page for comments regarding this certificate *****

ALS Canada Ltd.
2103 Dollarton Hwy
North Vancouver BC V7H 0A7
Phone: 604 984 0221 Fax: 604 984 0218 www.alsglobal.com

To: **SILVER RANGE RESOURCES LTD.**
C/O ARCHER, CATHRO & ASSOCIATES (1981) LIMITED
1016- 510 W HASTINGS ST
VANCOUVER BC V6B 1L8

Finalized Date: 27- AUG- 2012
Account: RANSIL

Project: KEG (Group 5)

CERTIFICATE OF ANALYSIS WH12177491

Sample Description	Method	ME-MS61	ME-MS61	ME-MS61	ME-MS61	ME-MS61	ME-MS61	ME-MS61	ME-MS61	ME-MS61	ME-MS61	ME-MS61	ME-MS61	ME-MS61	ME-MS61	ME-MS61
	Analyte	Cu	Fe	Ga	Ge	Hf	In	K	La	Li	Mg	Mn	Mo	Na	Nb	Ni
	Units	ppm	%	ppm	ppm	ppm	ppm	%	ppm	ppm	%	ppm	ppm	%	ppm	ppm
	LOR	0.2	0.01	0.05	0.05	0.1	0.005	0.01	0.5	0.2	0.01	5	0.05	0.01	0.1	0.2
M676439		29.2	4.99	19.40	0.12	2.3	0.059	2.78	27.6	730	0.19	2860	1.01	0.03	10.7	2.5
M676440		89.8	3.92	7.16	0.05	0.9	<0.005	1.16	7.8	45.1	0.09	1620	0.39	0.01	2.2	1.0
M676441		63.4	3.57	14.90	<0.05	0.2	0.039	0.43	9.9	58.4	0.67	87700	0.23	0.01	1.0	1.5
M676442		2210	2.10	10.30	0.08	0.2	1.655	0.74	4.1	36.3	0.09	272	1.08	0.03	1.0	1.5
M676443		4020	2.42	9.41	0.05	0.4	0.420	1.13	6.9	32.0	0.09	320	0.47	0.01	1.8	1.5
M676444		559	3.92	10.05	<0.05	<0.1	<0.005	0.09	4.7	134.5	0.03	68000	0.12	0.01	0.1	1.5
M676445		18.2	3.77	12.55	0.11	0.7	0.067	1.89	27.0	212	0.11	319	0.43	0.04	4.4	5.2
M676446		14.0	0.94	8.76	<0.05	0.4	0.021	0.87	12.9	146.0	0.08	1000	0.66	0.03	2.0	1.3
M676447		10.5	1.01	11.80	<0.05	0.4	0.016	1.95	10.5	150.0	0.11	76	4.53	0.03	2.9	1.5
M676448		21.6	0.84	11.95	<0.05	0.6	0.027	1.47	13.0	134.0	0.13	130	1.32	0.02	3.4	1.4
M676449		5.9	1.24	23.6	<0.05	0.1	0.019	1.57	2.5	36.1	0.38	313	0.26	0.16	0.3	1.7
M676450		180.0	1.05	9.68	<0.05	0.6	0.252	1.03	10.2	134.5	0.10	128	0.21	0.05	3.1	1.1
M676451		492	2.01	9.45	<0.05	1.0	1.720	1.15	15.2	83.9	0.07	117	0.90	0.03	4.9	1.2
M676452		1155	3.65	7.61	0.05	0.7	4.62	1.06	12.2	86.9	0.07	134	1.11	0.03	4.3	1.1
M676453		80.1	1.44	6.03	<0.05	0.5	1.675	0.68	10.5	82.6	0.04	108	0.41	0.02	2.1	1.6
M676454		227	0.96	10.05	0.06	0.2	2.89	0.92	6.4	19.5	0.05	55	3.07	0.02	1.7	1.0
M676455		423	28.8	9.05	0.48	0.4	5.93	0.63	8.5	15.9	0.03	186	1.05	0.01	4.0	1.0
M676456		23.5	2.21	11.00	0.08	0.7	0.845	1.16	12.4	91.3	0.08	156	0.57	0.02	5.1	1.0
M676457		9.0	0.61	3.29	0.05	0.1	0.172	0.41	3.6	17.3	0.03	61	2.74	0.01	1.2	1.4
M676458		387	4.01	13.10	0.13	0.6	9.69	1.22	14.3	115.5	0.11	590	0.81	0.03	4.0	1.6
M676459		322	2.77	19.05	0.12	1.1	3.49	2.42	23.9	126.0	0.16	550	1.30	0.06	6.6	1.6
M676460		346	2.22	8.34	0.10	0.4	4.72	0.87	9.7	112.0	0.07	523	0.37	0.02	3.4	1.2
M676461		692	2.58	8.71	0.08	0.3	4.29	0.84	7.8	73.8	0.06	758	0.43	0.03	2.7	1.2
M676462		57.2	2.89	12.00	0.09	0.4	0.867	1.23	11.3	96.7	0.12	197	0.62	0.03	3.5	1.5
M676463		1230	4.43	11.45	0.13	0.6	1.285	1.42	12.6	84.6	0.12	271	0.39	0.03	4.4	2.7
M676464		496	3.48	21.2	0.12	1.2	1.200	2.05	23.6	68.4	0.16	253	0.64	0.03	7.5	1.6
M676465		134.5	1.26	11.00	0.09	0.4	4.34	1.25	11.3	32.7	0.11	140	1.35	0.02	3.2	2.0
M676466		83.8	0.85	9.58	0.09	0.5	0.562	1.61	10.8	33.3	0.07	208	0.33	0.04	3.0	1.1

***** See Appendix Page for comments regarding this certificate *****

ALS Canada Ltd.
2103 Dollarton Hwy
North Vancouver BC V7H 0A7
Phone: 604 984 0221 Fax: 604 984 0218 www.alsglobal.com

To: **SILVER RANGE RESOURCES LTD.**
C/O ARCHER, CATHRO & ASSOCIATES (1981) LIMITED
1016- 510 W HASTINGS ST
VANCOUVER BC V6B 1L8

Finalized Date: 27- AUG- 2012
Account: RANSIL

Project: KEG (Group 5)

CERTIFICATE OF ANALYSIS WH12177491

Sample Description	Method	ME-MS61	ME-MS61	ME-MS61	ME-MS61	ME-MS61	ME-MS61	ME-MS61	ME-MS61	ME-MS61	ME-MS61	ME-MS61	ME-MS61	ME-MS61	ME-MS61	ME-MS61
	Analyte	P	Pb	Rb	Re	S	Sb	Sc	Se	Sn	Sr	Ta	Te	Th	Ti	Tl
	Units	ppm	ppm	ppm	ppm	%	ppm	ppm	ppm	ppm	ppm	ppm	ppm	ppm	%	ppm
	LOR	10	0.5	0.1	0.002	0.01	0.05	0.1	1	0.2	0.2	0.05	0.05	0.2	0.005	0.02
M676439		770	1660	350	<0.002	0.08	5.82	15.3	1	6.5	49.6	0.71	<0.05	11.4	0.357	5.98
M676440		250	>10000	142.5	<0.002	5.00	963	3.4	1	297	69.9	0.15	<0.05	2.3	0.101	2.75
M676441		70	1720	57.5	<0.002	1.50	218	0.8	<1	5.2	45.2	0.09	<0.05	2.0	0.017	1.12
M676442		60	>10000	73.3	<0.002	0.45	7.15	0.8	26	4.8	6.6	0.12	2.82	2.2	0.022	0.93
M676443		100	7660	109.5	<0.002	0.71	15.25	1.1	15	6.4	8.7	0.18	0.69	3.1	0.034	1.39
M676444		20	>10000	7.7	<0.002	3.88	>10000	0.3	4	207	3.0	<0.05	<0.05	0.2	<0.005	1.86
M676445		260	188.0	163.0	<0.002	1.81	119.0	2.5	<1	5.9	36.1	0.36	<0.05	12.4	0.084	3.02
M676446		100	1030	104.0	<0.002	0.30	664	1.3	<1	6.8	29.0	0.17	<0.05	5.7	0.040	0.79
M676447		130	49.3	194.5	<0.002	0.34	50.4	1.8	<1	3.3	30.1	0.27	<0.05	5.2	0.050	1.77
M676448		100	110.5	169.5	<0.002	0.19	110.5	2.0	<1	5.0	27.0	0.32	<0.05	6.0	0.065	1.75
M676449		150	89.9	146.5	<0.002	0.02	8.49	7.4	<1	7.1	21.1	<0.05	0.42	1.5	0.092	0.97
M676450		160	4120	141.0	<0.002	0.45	45.7	1.4	<1	22.5	28.8	0.40	<0.05	4.9	0.050	5.11
M676451		120	7880	158.0	<0.002	1.06	79.2	1.5	<1	87.6	26.1	0.60	<0.05	7.3	0.057	5.77
M676452		140	>10000	139.5	<0.002	2.46	152.0	1.3	1	200	25.6	0.54	0.12	4.7	0.053	10.85
M676453		180	575	78.0	<0.002	0.55	45.4	0.7	<1	27.0	34.2	0.32	<0.05	6.0	0.024	4.42
M676454		350	2340	95.9	<0.002	0.30	13.60	0.6	2	13.8	19.6	0.30	0.34	6.5	0.021	2.91
M676455		390	490	71.9	<0.002	0.20	6.43	1.5	2	154.5	174.5	0.40	<0.05	6.8	0.053	1.84
M676456		190	389	156.0	<0.002	0.07	12.35	2.1	1	87.4	8.0	0.60	<0.05	5.8	0.077	3.22
M676457		40	115.5	48.8	<0.002	0.01	2.11	0.4	2	7.0	3.4	0.13	0.11	3.4	0.014	0.56
M676458		180	>10000	184.0	<0.002	2.35	36.1	1.9	3	101.5	15.8	0.44	<0.05	6.8	0.058	2.60
M676459		330	3550	304	<0.002	0.35	11.30	3.1	1	49.8	31.7	0.68	<0.05	12.1	0.100	3.92
M676460		140	>10000	123.5	<0.002	3.50	150.0	1.2	4	63.9	12.7	0.32	0.16	5.5	0.049	2.20
M676461		110	>10000	105.0	<0.002	8.37	414	1.0	6	165.0	8.8	0.26	<0.05	4.6	0.043	2.06
M676462		140	927	202	<0.002	0.41	37.7	1.7	1	24.2	13.8	0.37	<0.05	4.9	0.048	2.41
M676463		140	>10000	209	<0.002	3.59	200	1.8	3	32.6	17.7	0.56	0.12	6.9	0.060	4.04
M676464		310	4060	290	<0.002	0.99	51.6	3.1	1	35.6	11.5	0.85	<0.05	11.2	0.099	6.30
M676465		110	3820	144.0	<0.002	0.04	9.30	1.5	5	10.1	5.9	0.37	1.28	4.8	0.047	1.83
M676466		200	1425	159.5	<0.002	0.14	4.09	1.5	2	7.9	22.9	0.50	0.09	6.4	0.046	1.76

***** See Appendix Page for comments regarding this certificate *****

ALS Canada Ltd.
2103 Dollarton Hwy
North Vancouver BC V7H 0A7
Phone: 604 984 0221 Fax: 604 984 0218 www.alsglobal.com

To: **SILVER RANGE RESOURCES LTD.**
C/O ARCHER, CATHRO & ASSOCIATES (1981) LIMITED
1016-510 W HASTINGS ST
VANCOUVER BC V6B 1L8

Finalized Date: 27-AUG-2012
Account: RANSIL

Project: KEG (Group 5)

CERTIFICATE OF ANALYSIS WH12177491

Sample Description	Method	ME-MS61	ME-MS61	ME-MS61	ME-MS61	ME-MS61	ME-MS61	Ag-OG62	Pb-OG62	Zn-OG62	Ag-GRA21	W-XRF05	Pb-VOL70	Sn-XRF05
	Analyte	U	V	W	Y	Zn	Zr	Ag	Pb	Zn	Ag	W	Pb	Sn
	Units	ppm	ppm	ppm	ppm	ppm	ppm	ppm	%	%	ppm	ppm	%	ppm
	LOR	0.1	1	0.1	0.1	2	0.5	1	0.001	0.001	5	10	0.01	5
M676439		5.9	93	15.7	16.6	2100	67.3							
M676440		3.5	22	3.5	4.5	8810	29.2	>1500	>20.0		1620		26.36	
M676441		2.5	1	0.4	8.3	2690	7.4							
M676442		1.5	12	0.3	1.3	1400	7.1	152	1.065					
M676443		2.9	7	0.5	1.0	1100	12.8							
M676444		0.3	<1	0.2	1.9	>10000	1.5	>1500	5.88	3.23	7350			
M676445		6.0	16	1.3	3.8	597	25.1							
M676446		1.6	7	1.2	1.4	408	13.4	140						
M676447		3.4	9	1.0	1.6	16	15.9							
M676448		2.1	10	1.4	1.8	119	21.2							
M676449		2.3	30	3.4	1.0	94	3.5							
M676450		1.6	7	1.7	1.3	815	19.2							
M676451		2.3	5	3.5	2.1	998	27.1							
M676452		1.2	6	3.9	1.9	1340	21.9		2.66					
M676453		4.0	2	1.7	1.2	560	15.2							
M676454		4.3	5	1.0	0.7	82	7.7							
M676455		4.5	10	11.1	2.3	1400	17.9							
M676456		2.1	10	8.0	2.1	310	27.3							
M676457		0.6	3	0.6	0.6	15	7.2							
M676458		4.0	7	3.8	3.2	>10000	23.6		1.770	2.61				
M676459		8.4	11	5.4	5.2	3400	42.0							
M676460		9.8	6	2.6	2.5	>10000	17.0	178	10.90	3.26				
M676461		1.9	5	1.7	1.7	>10000	14.9	367	>20.0	6.37			29.27	
M676462		2.8	10	2.7	2.6	1000	17.2							
M676463		2.3	8	2.5	1.9	8310	24.9		4.66					
M676464		3.1	13	4.9	3.2	4250	48.1							
M676465		9.0	12	0.9	1.9	302	19.3	101						
M676466		2.3	7	2.0	2.6	1470	21.3							

***** See Appendix Page for comments regarding this certificate *****

ALS Canada Ltd.
2103 Dollarton Hwy
North Vancouver BC V7H 0A7
Phone: 604 984 0221 Fax: 604 984 0218 www.alsglobal.com

To: **SILVER RANGE RESOURCES LTD.**
C/O ARCHER, CATHRO & ASSOCIATES (1981) LIMITED
1016- 510 W HASTINGS ST
VANCOUVER BC V6B 1L8

Page: Appendix 1
Total # Appendix Pages: 1
Finalized Date: 27- AUG- 2012
Account: RANSIL

Project: KEG (Group 5)

CERTIFICATE OF ANALYSIS WH12177491

Method	CERTIFICATE COMMENTS
ME- MS61	REE's may not be totally soluble in this method.

ALS Canada Ltd.

2103 Dollarton Hwy
North Vancouver BC V7H 0A7
Phone: 604 984 0221 Fax: 604 984 0218 www.alsglobal.com

To: **SILVER RANGE RESOURCES LTD.**
C/O ARCHER, CATHRO & ASSOCIATES (1981) LIMITED
1016-510 W HASTINGS ST
VANCOUVER BC V6B 1L8

Finalized Date: 10-AUG-2012
Account: RANSIL

CERTIFICATE WH12177492

Project: Keg-Group 5

P.O. No.:

This report is for 225 Soil samples submitted to our lab in Whitehorse, YT, Canada on 31-JUL-2012.

The following have access to data associated with this certificate:

MATT DUMALA	JOAN MARIACHER	

SAMPLE PREPARATION

ALS CODE	DESCRIPTION
WEI-21	Received Sample Weight
LOG-22	Sample login - Rcd w/o BarCode
SCR-41	Screen to -180um and save both

ANALYTICAL PROCEDURES

ALS CODE	DESCRIPTION	INSTRUMENT
Au-ICP21	Au 30g FA ICP-AES Finish	ICP-AES
ME-MS41	51 anal. aqua regia ICPMS	

To: **SILVER RANGE RESOURCES LTD.**
ATTN: JOAN MARIACHER
C/O ARCHER, CATHRO & ASSOCIATES (1981) LIMITED
1016-510 W HASTINGS ST
VANCOUVER BC V6B 1L8

This is the Final Report and supersedes any preliminary report with this certificate number. Results apply to samples as submitted. All pages of this report have been checked and approved for release.

***** See Appendix Page for comments regarding this certificate *****

Signature:

Colin Ramshaw, Vancouver Laboratory Manager

ALS Canada Ltd.
2103 Dollarton Hwy
North Vancouver BC V7H 0A7
Phone: 604 984 0221 Fax: 604 984 0218 www.alsglobal.com

To: **SILVER RANGE RESOURCES LTD.**
C/O ARCHER, CATHRO & ASSOCIATES (1981) LIMITED
1016-510 W HASTINGS ST
VANCOUVER BC V6B 1L8

Finalized Date: 10-AUG-2012
Account: RANSIL

Project: Keg-Group 5

CERTIFICATE OF ANALYSIS WH12177492

Sample Description	Method	WEI-21	Au-ICP21	ME-MS41	ME-MS41	ME-MS41	ME-MS41	ME-MS41	ME-MS41	ME-MS41	ME-MS41	ME-MS41	ME-MS41	ME-MS41	ME-MS41	ME-MS41
	Analyte	Recvd Wt.	Au	Ag	Al	As	Au	B	Ba	Be	Bi	Ca	Cd	Ce	Co	Cr
	Units	kg	ppm	ppm	%	ppm	ppm	ppm	ppm	ppm	ppm	%	ppm	ppm	ppm	ppm
	LOR	0.02	0.001	0.01	0.01	0.1	0.2	10	10	0.05	0.01	0.01	0.01	0.02	0.1	1
ZZ46436		0.34	0.002	0.16	2.80	2.6	<0.2	<10	250	3.25	0.72	0.08	0.12	26.9	22.4	51
ZZ46437		0.31	0.004	0.65	2.94	3.3	<0.2	<10	190	1.93	0.72	0.28	0.86	40.2	21.7	46
ZZ46438		0.31	0.002	0.64	1.83	2.0	<0.2	<10	180	1.67	0.52	0.17	1.80	26.9	13.8	41
ZZ46439		0.22	0.003	0.45	2.82	3.3	<0.2	<10	390	1.68	0.68	0.21	1.59	37.9	21.3	46
ZZ46440		0.36	0.002	0.35	3.44	1.7	<0.2	<10	380	2.10	0.54	0.33	2.12	28.5	25.9	61
ZZ46441		0.23	0.002	0.85	2.63	1.9	<0.2	<10	490	1.56	0.48	0.40	0.98	16.90	13.3	55
ZZ46442		0.38	0.002	0.59	3.12	2.1	<0.2	<10	460	2.39	0.67	0.27	0.93	19.75	29.4	61
ZZ46443		0.33	0.001	0.30	3.05	3.0	<0.2	<10	260	2.68	1.10	0.19	1.57	25.1	39.5	57
ZZ46444		0.35	0.005	0.17	3.27	4.6	<0.2	<10	300	2.23	1.02	0.26	0.48	32.4	29.6	59
ZZ46445		0.26	0.002	0.16	3.09	4.8	<0.2	<10	270	2.29	0.86	0.15	0.31	28.8	36.2	56
ZZ46446		0.24	0.002	0.12	3.05	3.9	<0.2	<10	310	2.09	0.69	0.24	0.37	23.0	36.3	56
ZZ46447		0.27	0.002	0.12	3.04	5.0	<0.2	<10	280	2.27	0.77	0.17	0.27	25.6	29.2	54
ZZ46448		0.21	0.001	0.10	2.60	2.8	<0.2	<10	210	1.79	0.65	0.13	0.16	22.2	25.3	46
ZZ46449		0.26	0.002	0.17	2.42	10.4	<0.2	<10	220	1.85	0.58	0.13	0.09	19.65	29.4	40
ZZ46450		0.29	0.004	0.25	1.68	12.7	<0.2	<10	150	2.03	1.01	0.08	0.11	19.15	21.3	28
ZZ46451		0.31	0.008	0.18	2.36	8.9	<0.2	<10	220	1.89	0.78	0.10	0.16	24.3	31.6	44
ZZ46452		0.28	0.010	0.24	2.19	27.9	<0.2	<10	200	3.00	1.04	0.18	0.16	35.4	43.3	38
ZZ46453		0.31	0.002	0.17	2.33	10.0	<0.2	<10	210	2.00	3.61	0.20	0.18	43.0	37.5	42
ZZ46454		0.30	0.003	0.24	3.10	7.1	<0.2	<10	250	2.21	1.00	0.21	0.15	37.3	28.4	50
ZZ46455		0.35	0.004	0.94	2.05	10.3	<0.2	<10	140	2.30	2.66	0.21	0.15	33.2	39.5	37
ZZ46456		0.30	0.004	0.13	2.34	6.4	<0.2	<10	200	2.94	0.95	0.25	0.10	31.5	30.8	42
ZZ46457		0.26	0.003	0.38	1.97	23.1	<0.2	<10	150	3.62	1.48	0.28	0.13	29.8	30.1	33
ZZ46458		0.33	0.003	0.23	2.28	57.0	<0.2	<10	170	3.27	1.38	0.15	0.06	28.0	31.1	41
ZZ46459		0.28	0.003	0.40	2.55	22.3	<0.2	<10	150	3.28	1.33	0.15	0.03	32.5	43.0	46
ZZ46460		0.38	0.001	0.30	2.49	19.6	<0.2	<10	200	3.75	1.06	0.14	0.05	25.6	32.6	44
ZZ46461		0.27	0.004	0.66	1.28	24.2	<0.2	<10	120	2.68	4.02	0.02	0.06	25.3	16.4	18
ZZ46462		0.35	0.035	3.18	0.19	48.6	<0.2	<10	100	0.53	3.65	0.05	<0.01	29.1	3.3	4
ZZ46463		0.33	0.036	2.85	1.74	28.1	<0.2	<10	110	3.75	1.07	0.26	0.06	24.6	35.1	28
ZZ46464		0.32	0.001	0.52	2.51	15.1	<0.2	<10	150	3.22	1.33	0.21	0.07	31.0	33.5	46
ZZ46465		0.35	0.002	0.18	2.64	12.0	<0.2	<10	180	2.50	0.82	0.19	0.07	31.0	35.6	49
ZZ46466		0.32	0.002	0.82	2.49	38.4	<0.2	<10	180	2.68	1.82	0.24	0.08	28.8	52.1	49
ZZ46467		0.22	0.020	39.5	0.93	568	<0.2	<10	80	2.49	1.08	0.24	0.33	43.1	23.0	15
ZZ46468		0.30	0.005	0.57	1.89	79.2	<0.2	<10	50	3.74	0.26	0.68	0.02	33.5	8.0	2
ZZ46469		0.41	0.031	10.15	0.70	742	<0.2	<10	80	2.63	1.14	0.05	0.23	39.2	11.2	10
ZZ46470		0.28	0.021	6.63	0.96	203	<0.2	<10	90	2.92	1.79	0.22	0.41	43.0	11.4	13
ZZ46471		0.37	0.004	0.90	0.83	53.5	<0.2	<10	80	2.53	0.64	0.20	0.17	44.9	9.3	13
ZZ46472		0.31	0.003	0.34	1.31	21.4	<0.2	<10	120	2.38	1.20	0.22	0.33	50.9	8.1	16
ZZ46473		0.33	0.002	0.28	1.25	22.1	<0.2	<10	110	2.61	1.13	0.21	0.28	49.7	9.5	15
ZZ46474		0.38	0.007	1.97	1.06	81.5	<0.2	<10	60	3.33	2.47	0.40	0.25	69.0	6.6	7
ZZ46475		0.40	0.005	1.29	1.63	43.6	<0.2	<10	140	3.06	1.31	0.26	0.32	46.8	25.0	27

***** See Appendix Page for comments regarding this certificate *****

ALS Canada Ltd.
2103 Dollarton Hwy
North Vancouver BC V7H 0A7
Phone: 604 984 0221 Fax: 604 984 0218 www.alsglobal.com

To: **SILVER RANGE RESOURCES LTD.**
C/O ARCHER, CATHRO & ASSOCIATES (1981) LIMITED
1016-510 W HASTINGS ST
VANCOUVER BC V6B 1L8

Finalized Date: 10-AUG-2012
Account: RANSIL

Project: Keg-Group 5

CERTIFICATE OF ANALYSIS WH12177492

Sample Description	Method	ME-MS41	ME-MS41	ME-MS41	ME-MS41	ME-MS41	ME-MS41	ME-MS41	ME-MS41	ME-MS41	ME-MS41	ME-MS41	ME-MS41	ME-MS41	ME-MS41	ME-MS41
	Analyte	Cs	Cu	Fe	Ga	Ge	Hf	Hg	In	K	La	Li	Mg	Mn	Mo	Na
	Units	ppm	ppm	%	ppm	ppm	ppm	ppm	ppm	%	ppm	ppm	%	ppm	ppm	%
	LOR	0.05	0.2	0.01	0.05	0.05	0.02	0.01	0.005	0.01	0.2	0.1	0.01	5	0.05	0.01
ZZ46436		25.4	74.8	6.82	10.35	0.14	<0.02	0.04	0.055	0.84	13.3	122.5	0.81	471	2.51	0.03
ZZ46437		21.1	162.5	6.41	9.66	0.08	0.02	0.03	0.033	0.50	21.6	121.5	0.64	340	13.35	0.06
ZZ46438		9.97	102.5	5.14	6.20	0.11	0.03	0.02	0.043	0.21	15.3	79.2	0.61	238	32.6	0.04
ZZ46439		20.1	71.3	4.74	9.06	0.09	<0.02	0.06	0.047	0.47	17.7	81.5	0.88	619	9.01	0.03
ZZ46440		23.7	95.2	5.98	12.25	0.14	0.02	0.01	0.057	1.07	15.4	100.5	1.43	613	9.43	0.05
ZZ46441		14.65	126.0	4.84	8.64	0.11	<0.02	0.03	0.043	0.61	9.2	105.0	1.05	324	19.80	0.06
ZZ46442		20.2	104.0	6.01	11.25	0.18	<0.02	0.03	0.052	1.03	10.4	99.1	1.14	659	11.00	0.05
ZZ46443		19.90	78.4	5.93	11.70	0.15	<0.02	0.03	0.056	0.95	12.9	92.0	0.93	870	4.17	0.03
ZZ46444		21.9	60.2	5.71	11.95	0.17	<0.02	0.06	0.050	0.99	15.3	103.5	1.08	707	2.72	0.03
ZZ46445		21.2	53.5	5.37	11.65	0.11	<0.02	0.04	0.047	0.77	14.7	80.6	0.92	779	2.31	0.02
ZZ46446		17.80	50.3	5.31	11.80	0.12	<0.02	0.06	0.054	0.94	11.7	83.0	0.93	782	2.03	0.03
ZZ46447		19.85	54.4	5.47	11.35	0.12	<0.02	0.04	0.049	0.88	13.5	82.6	0.96	736	2.38	0.03
ZZ46448		15.40	52.9	4.97	10.60	0.09	<0.02	0.02	0.044	0.66	11.1	63.8	0.76	594	1.52	0.03
ZZ46449		25.9	51.4	5.01	9.06	0.07	<0.02	0.04	0.053	0.64	9.3	49.7	0.61	882	1.26	0.02
ZZ46450		36.8	37.1	4.50	6.13	<0.05	<0.02	0.03	0.038	0.31	9.3	36.1	0.38	790	1.29	0.01
ZZ46451		21.9	41.0	5.11	9.08	0.08	<0.02	0.08	0.045	0.70	11.5	65.0	0.64	1180	1.22	0.01
ZZ46452		26.4	64.9	6.23	7.99	0.09	<0.02	0.08	0.058	0.53	14.8	74.3	0.60	2060	0.96	0.01
ZZ46453		21.6	60.9	4.62	8.61	0.11	<0.02	0.04	0.045	0.56	18.5	90.7	0.84	1470	1.70	0.01
ZZ46454		32.1	58.8	4.87	11.20	0.08	<0.02	0.04	0.055	0.57	17.0	81.8	1.04	851	1.75	0.02
ZZ46455		28.6	68.6	5.38	7.74	0.10	<0.02	0.05	0.051	0.45	16.2	70.3	0.65	1680	1.28	0.01
ZZ46456		30.7	50.3	5.46	8.81	0.09	<0.02	0.03	0.048	0.61	15.6	81.0	0.79	1100	0.88	0.02
ZZ46457		28.5	54.5	5.70	7.15	0.09	<0.02	0.03	0.051	0.43	15.5	57.5	0.62	1420	0.80	0.01
ZZ46458		27.1	52.0	5.83	8.27	0.08	<0.02	0.02	0.045	0.62	13.2	83.2	0.67	1100	0.80	0.02
ZZ46459		28.3	76.9	7.21	9.48	0.11	0.02	0.02	0.047	0.68	15.4	109.5	0.80	1360	0.95	0.02
ZZ46460		25.7	42.0	5.57	8.75	0.10	<0.02	0.05	0.044	0.69	12.1	94.7	0.83	1100	1.01	0.02
ZZ46461		22.6	43.0	6.24	4.06	0.06	0.02	0.06	0.041	0.32	11.8	21.4	0.15	456	0.65	0.01
ZZ46462		12.20	10.1	6.17	1.45	0.06	0.02	0.08	0.024	0.65	14.4	3.0	0.02	73	0.63	0.01
ZZ46463		20.7	56.4	5.06	6.37	0.07	0.02	0.03	0.036	0.47	12.0	57.7	0.50	1800	0.52	0.01
ZZ46464		27.2	60.6	5.96	9.30	0.11	0.02	0.04	0.046	0.64	15.2	101.0	0.83	1160	0.90	0.01
ZZ46465		18.80	50.7	5.96	10.05	0.13	0.03	0.01	0.051	0.77	16.3	99.0	0.93	1260	0.62	0.02
ZZ46466		21.8	88.9	6.71	9.91	0.12	0.03	0.03	0.053	0.77	14.7	103.0	0.85	1440	1.03	0.02
ZZ46467		17.65	38.6	4.34	3.83	0.09	0.07	0.03	0.031	0.36	20.5	32.3	0.27	2840	0.88	0.01
ZZ46468		14.65	5.5	5.17	7.70	0.09	0.15	0.02	0.039	0.10	15.8	59.5	0.60	724	1.05	0.01
ZZ46469		24.4	35.0	4.56	2.79	0.07	<0.02	0.04	0.039	0.41	19.3	16.2	0.11	2350	0.81	0.02
ZZ46470		21.0	25.4	3.86	3.95	0.09	<0.02	0.02	0.031	0.34	20.4	30.1	0.24	2500	0.82	0.01
ZZ46471		11.25	15.0	3.40	3.31	0.09	0.12	0.03	0.027	0.21	23.2	26.6	0.23	1520	0.49	0.01
ZZ46472		11.65	17.3	2.58	5.87	0.08	<0.02	0.05	0.028	0.19	27.6	50.5	0.34	1090	1.30	0.01
ZZ46473		15.35	14.9	2.69	5.19	0.05	0.02	0.13	0.027	0.15	21.8	44.6	0.29	1140	1.36	0.01
ZZ46474		13.05	62.5	2.49	5.18	0.09	<0.02	0.14	0.025	0.18	35.0	54.7	0.20	1180	2.62	0.01
ZZ46475		14.70	37.1	6.04	5.59	0.09	0.03	0.09	0.048	0.31	24.7	50.2	0.45	2250	0.93	0.01

***** See Appendix Page for comments regarding this certificate *****

ALS Canada Ltd.
2103 Dollarton Hwy
North Vancouver BC V7H 0A7
Phone: 604 984 0221 Fax: 604 984 0218 www.alsglobal.com

To: **SILVER RANGE RESOURCES LTD.**
C/O ARCHER, CATHRO & ASSOCIATES (1981) LIMITED
1016-510 W HASTINGS ST
VANCOUVER BC V6B 1L8

Finalized Date: 10-AUG-2012
Account: RANSIL

Project: Keg-Group 5

CERTIFICATE OF ANALYSIS WH12177492

Sample Description	Method	ME-MS41	ME-MS41	ME-MS41	ME-MS41	ME-MS41	ME-MS41	ME-MS41	ME-MS41	ME-MS41	ME-MS41	ME-MS41	ME-MS41	ME-MS41	ME-MS41	ME-MS41
	Analyte	Nb	Ni	P	Pb	Rb	Re	S	Sb	Sc	Se	Sn	Sr	Ta	Te	Th
	Units	ppm	ppm	ppm	ppm	ppm	ppm	%	ppm	ppm	ppm	ppm	ppm	ppm	ppm	ppm
	LOR	0.05	0.2	10	0.2	0.1	0.001	0.01	0.05	0.1	0.2	0.2	0.2	0.01	0.01	0.2
ZZ46436		2.89	53.0	1040	29.1	59.3	<0.001	0.21	0.39	8.4	0.9	1.5	47.1	<0.01	0.02	3.5
ZZ46437		1.55	67.6	930	25.5	54.9	<0.001	0.43	0.97	7.1	4.4	1.7	98.1	<0.01	0.07	5.0
ZZ46438		0.42	70.8	610	29.1	22.8	0.005	0.22	0.77	4.1	5.9	0.7	52.8	<0.01	0.08	5.4
ZZ46439		1.95	67.9	1060	24.6	47.0	<0.001	0.34	0.66	5.2	3.1	1.4	51.6	<0.01	0.06	1.5
ZZ46440		2.68	99.4	840	20.0	82.2	0.001	0.26	0.18	10.9	2.7	2.2	46.6	<0.01	0.04	4.2
ZZ46441		1.57	70.2	1290	15.0	55.2	0.001	0.60	0.13	6.5	7.8	1.2	75.1	<0.01	0.11	1.7
ZZ46442		2.57	61.9	1170	22.2	82.4	0.002	0.38	0.49	10.6	4.5	2.1	56.8	<0.01	0.05	2.6
ZZ46443		3.63	76.7	750	25.7	78.7	<0.001	0.14	1.76	9.8	2.1	2.1	27.5	<0.01	0.03	2.8
ZZ46444		3.25	68.9	630	18.4	93.0	<0.001	0.15	0.57	10.2	1.0	2.7	31.6	<0.01	0.03	4.3
ZZ46445		3.23	63.6	690	20.0	76.3	<0.001	0.11	0.84	8.5	1.0	2.2	26.5	<0.01	0.03	3.3
ZZ46446		4.28	61.5	760	17.3	91.3	<0.001	0.16	0.63	9.6	0.9	2.5	30.1	<0.01	0.03	2.3
ZZ46447		3.34	54.2	800	18.1	80.6	<0.001	0.17	0.79	9.0	0.8	2.2	31.3	<0.01	0.02	2.8
ZZ46448		2.85	37.3	830	16.0	58.9	<0.001	0.12	0.32	7.5	0.6	1.8	28.3	<0.01	0.03	2.1
ZZ46449		2.48	41.0	790	23.2	55.3	<0.001	0.16	0.79	6.7	0.9	1.6	38.2	<0.01	0.05	1.2
ZZ46450		1.12	42.0	710	31.0	41.1	<0.001	0.14	6.10	3.7	0.6	1.3	49.5	<0.01	0.04	0.7
ZZ46451		3.12	46.5	820	28.2	66.4	<0.001	0.09	3.89	8.0	0.9	2.0	20.4	<0.01	0.03	2.4
ZZ46452		1.67	79.1	990	47.5	49.3	<0.001	0.03	7.31	7.4	0.5	1.8	12.8	<0.01	0.03	4.0
ZZ46453		2.13	118.0	850	36.7	51.0	<0.001	0.05	1.41	6.9	0.6	1.5	18.0	<0.01	0.03	4.6
ZZ46454		2.91	68.9	710	25.6	59.2	<0.001	0.08	1.00	7.8	0.9	1.9	27.4	<0.01	0.02	2.6
ZZ46455		1.42	82.0	730	63.1	43.0	<0.001	0.06	8.05	6.4	0.9	1.4	26.6	<0.01	0.03	4.5
ZZ46456		1.94	61.6	730	31.6	56.8	<0.001	0.04	3.32	8.2	0.9	1.9	19.7	<0.01	0.02	4.1
ZZ46457		1.24	58.9	760	67.3	43.8	<0.001	0.06	7.39	7.7	0.9	1.4	21.4	<0.01	0.02	5.1
ZZ46458		1.80	62.8	480	35.0	66.1	<0.001	0.06	5.64	7.0	0.8	1.6	21.8	<0.01	0.01	3.5
ZZ46459		1.44	86.9	550	30.9	71.8	<0.001	0.09	3.89	7.8	0.8	2.0	23.0	<0.01	0.03	6.5
ZZ46460		1.87	54.0	660	39.0	71.2	<0.001	0.09	5.77	7.4	0.5	2.0	27.3	<0.01	0.01	4.2
ZZ46461		0.63	32.0	780	46.9	49.0	<0.001	0.43	12.65	3.3	0.5	0.8	37.1	<0.01	0.01	5.9
ZZ46462		0.09	6.9	410	67.1	77.8	<0.001	1.34	22.6	0.8	0.4	1.0	52.3	<0.01	0.02	12.6
ZZ46463		0.94	67.6	620	48.5	54.1	<0.001	0.09	9.08	5.2	0.4	1.2	36.2	<0.01	0.01	3.9
ZZ46464		1.97	69.1	610	53.2	63.6	<0.001	0.06	3.57	7.4	0.6	2.0	24.6	<0.01	0.02	5.1
ZZ46465		1.18	69.9	630	37.4	67.1	<0.001	0.03	4.93	8.7	0.8	1.8	15.5	<0.01	0.01	5.4
ZZ46466		1.49	86.6	830	37.8	75.4	<0.001	0.15	5.28	8.5	0.7	1.9	28.6	<0.01	0.03	5.4
ZZ46467		0.35	42.3	800	501	35.2	<0.001	0.37	30.0	3.0	0.8	4.3	29.6	<0.01	0.02	16.7
ZZ46468		<0.05	1.8	1250	19.6	14.8	<0.001	0.23	9.45	10.0	0.9	0.7	15.3	<0.01	<0.01	6.4
ZZ46469		0.36	16.9	800	156.5	52.6	<0.001	0.62	36.2	2.7	0.7	0.9	29.7	<0.01	0.01	9.5
ZZ46470		0.74	22.3	800	124.5	43.4	<0.001	0.25	18.05	3.1	0.7	1.5	20.2	<0.01	0.02	7.7
ZZ46471		0.56	18.5	710	30.0	23.0	<0.001	0.05	11.05	3.8	0.9	0.7	19.0	<0.01	0.01	17.0
ZZ46472		1.38	17.6	1040	30.5	35.0	0.001	0.03	2.44	2.9	1.1	1.6	16.8	<0.01	0.02	6.3
ZZ46473		0.76	15.1	1150	37.1	31.6	0.001	0.05	2.28	1.6	0.7	1.5	13.3	<0.01	0.04	1.4
ZZ46474		0.97	7.5	1420	45.2	40.8	0.001	0.03	6.66	2.1	0.6	2.0	25.1	<0.01	0.03	7.4
ZZ46475		0.89	48.0	820	59.2	41.3	0.001	0.21	12.80	5.1	0.9	1.1	25.5	<0.01	0.02	8.0

***** See Appendix Page for comments regarding this certificate *****

ALS Canada Ltd.
2103 Dollarton Hwy
North Vancouver BC V7H 0A7
Phone: 604 984 0221 Fax: 604 984 0218 www.alsglobal.com

To: **SILVER RANGE RESOURCES LTD.**
C/O ARCHER, CATHRO & ASSOCIATES (1981) LIMITED
1016-510 W HASTINGS ST
VANCOUVER BC V6B 1L8

Finalized Date: 10-AUG-2012
Account: RANSIL

Project: Keg-Group 5

CERTIFICATE OF ANALYSIS WH12177492

Sample Description	Method	ME-MS41	ME-MS41	ME-MS41	ME-MS41	ME-MS41	ME-MS41	ME-MS41	ME-MS41
	Analyte	Ti	Tl	U	V	W	Y	Zn	Zr
	Units	%	ppm	ppm	ppm	ppm	ppm	ppm	ppm
	LOR	0.005	0.02	0.05	1	0.05	0.05	2	0.5
ZZ46436		0.176	0.39	3.49	54	0.25	5.96	142	0.5
ZZ46437		0.099	0.58	5.20	90	5.18	8.58	197	0.6
ZZ46438		0.053	0.48	14.60	188	2.17	6.78	375	1.5
ZZ46439		0.115	0.53	3.68	114	7.11	7.64	322	<0.5
ZZ46440		0.226	0.66	4.97	131	1.79	10.55	399	1.1
ZZ46441		0.138	0.76	5.68	223	4.91	5.77	339	<0.5
ZZ46442		0.207	0.76	5.09	153	1.69	7.97	264	<0.5
ZZ46443		0.197	0.52	4.21	78	1.48	7.65	264	<0.5
ZZ46444		0.233	0.65	2.95	77	4.95	7.05	175	0.8
ZZ46445		0.194	0.53	1.96	71	3.60	5.71	145	<0.5
ZZ46446		0.238	0.54	1.99	74	3.34	5.43	154	<0.5
ZZ46447		0.215	0.54	3.19	75	0.91	5.60	148	<0.5
ZZ46448		0.173	0.34	1.40	69	0.67	4.84	119	0.5
ZZ46449		0.128	0.49	1.54	53	0.29	5.79	104	<0.5
ZZ46450		0.033	0.83	2.86	38	0.40	4.70	96	<0.5
ZZ46451		0.147	0.66	2.09	54	0.30	6.67	125	<0.5
ZZ46452		0.086	0.61	4.16	42	0.22	10.45	155	<0.5
ZZ46453		0.140	0.41	2.89	52	2.90	9.34	152	0.6
ZZ46454		0.150	0.48	2.78	64	0.64	8.20	126	<0.5
ZZ46455		0.102	0.50	5.35	43	0.74	8.67	170	<0.5
ZZ46456		0.126	0.58	3.83	49	0.28	9.68	138	<0.5
ZZ46457		0.066	0.72	4.82	39	0.21	11.70	154	0.5
ZZ46458		0.110	0.66	6.47	42	0.17	6.37	145	<0.5
ZZ46459		0.128	0.70	6.09	44	0.15	8.41	177	1.0
ZZ46460		0.113	0.85	4.83	41	0.18	8.10	129	<0.5
ZZ46461		0.008	1.64	4.18	19	0.20	5.24	112	0.5
ZZ46462		<0.005	3.17	0.93	7	0.23	2.84	45	1.2
ZZ46463		0.064	0.78	6.02	30	0.15	9.69	139	0.9
ZZ46464		0.119	0.63	6.76	43	0.15	10.40	163	0.7
ZZ46465		0.163	0.57	5.65	50	0.15	8.37	146	1.7
ZZ46466		0.155	0.73	7.48	51	0.16	12.10	168	1.5
ZZ46467		0.025	1.76	8.61	15	0.44	10.80	243	5.6
ZZ46468		<0.005	0.38	2.05	54	0.54	14.80	111	7.5
ZZ46469		0.012	2.04	7.65	12	0.54	7.98	149	0.8
ZZ46470		0.029	0.95	10.80	18	0.33	11.00	260	<0.5
ZZ46471		0.037	0.47	11.60	17	0.78	11.35	163	6.6
ZZ46472		0.052	0.42	13.25	27	0.29	9.81	141	0.5
ZZ46473		0.029	0.43	9.76	28	0.28	9.41	112	0.5
ZZ46474		0.019	0.57	22.4	16	0.17	16.15	98	0.6
ZZ46475		0.027	0.83	8.36	28	0.28	14.75	177	0.8

***** See Appendix Page for comments regarding this certificate *****

ALS Canada Ltd.
2103 Dollarton Hwy
North Vancouver BC V7H 0A7
Phone: 604 984 0221 Fax: 604 984 0218 www.alsglobal.com

To: **SILVER RANGE RESOURCES LTD.**
C/O ARCHER, CATHRO & ASSOCIATES (1981) LIMITED
1016-510 W HASTINGS ST
VANCOUVER BC V6B 1L8

Finalized Date: 10-AUG-2012
Account: RANSIL

Project: Keg-Group 5

CERTIFICATE OF ANALYSIS WH12177492

Sample Description	Method	WEI-21	Au-ICP21	ME-MS41	ME-MS41	ME-MS41	ME-MS41	ME-MS41	ME-MS41	ME-MS41	ME-MS41	ME-MS41	ME-MS41	ME-MS41	ME-MS41	ME-MS41
	Analyte	Recvd Wt.	Au	Ag	Al	As	Au	B	Ba	Be	Bi	Ca	Cd	Ce	Co	Cr
	Units	kg	ppm	ppm	%	ppm	ppm	ppm	ppm	ppm	ppm	%	ppm	ppm	ppm	ppm
	LOR	0.02	0.001	0.01	0.01	0.1	0.2	10	10	0.05	0.01	0.01	0.01	0.02	0.1	1
ZZ46476		0.29	0.004	0.45	0.70	96.9	<0.2	<10	60	3.67	1.90	0.41	0.32	52.5	7.4	6
ZZ46477		0.31	0.008	0.67	0.99	53.5	<0.2	<10	80	3.43	2.52	0.99	0.24	25.1	5.6	7
ZZ46478		0.37	0.003	0.74	1.16	92.5	<0.2	<10	80	2.95	1.59	0.36	0.42	44.0	7.5	11
ZZ46479		0.37	0.014	7.44	0.70	296	<0.2	<10	50	1.81	1.76	0.28	0.13	36.6	3.1	5
ZZ46480		0.33	0.008	1.58	1.19	265	<0.2	<10	130	2.31	2.21	0.33	0.29	64.4	8.3	11
ZZ46481		0.28	0.007	0.26	2.90	9.4	<0.2	<10	250	2.06	0.76	0.34	0.26	38.0	25.9	49
ZZ46482		0.28	0.005	0.24	3.37	10.1	<0.2	<10	250	4.22	1.15	0.71	0.18	88.4	20.7	59
ZZ46483		0.24	0.004	0.31	4.20	98.6	<0.2	<10	360	6.54	2.04	0.62	0.25	67.8	49.7	74
ZZ46484		0.38	0.003	0.13	2.38	86.1	<0.2	<10	190	3.41	0.82	0.27	0.10	28.8	30.9	43
ZZ46485		0.28	0.006	0.37	2.33	5.0	<0.2	<10	190	2.97	2.21	0.10	0.10	31.9	33.5	38
ZZ46486		0.36	0.004	0.28	2.34	7.7	<0.2	<10	260	2.04	1.47	0.20	0.19	34.7	30.0	46
ZZ46487		0.26	0.002	0.22	3.22	5.8	<0.2	<10	310	1.95	1.10	0.24	0.24	32.1	27.8	58
ZZ46488		0.31	0.002	0.14	3.01	3.7	<0.2	<10	280	2.22	1.37	0.12	0.19	27.8	29.5	56
ZZ46489		0.30	0.002	0.26	3.29	3.6	<0.2	<10	360	1.98	0.82	0.18	0.56	28.7	27.8	58
ZZ46490		0.42	0.002	0.70	2.67	1.9	<0.2	<10	460	1.44	0.61	0.43	0.74	20.4	15.5	55
ZZ46491		0.30	0.002	0.14	2.49	6.4	<0.2	<10	250	2.60	0.78	0.43	0.09	29.6	21.2	45
ZZ46492		0.30	0.014	0.19	2.72	5.7	<0.2	<10	270	1.67	0.88	0.11	0.17	24.7	20.9	52
ZZ46493		0.26	0.002	0.16	2.72	9.2	<0.2	<10	320	1.87	1.00	0.25	0.09	23.5	20.2	52
ZZ46494		0.32	0.002	0.12	3.37	8.3	<0.2	<10	410	2.03	0.76	0.27	0.14	26.0	26.9	65
ZZ46495		0.29	0.002	0.36	2.87	19.2	<0.2	<10	320	2.01	0.79	0.23	0.09	20.8	22.4	53
ZZ46496		0.31	NSS	0.16	2.62	7.8	<0.2	<10	280	1.28	0.88	0.14	0.39	32.5	22.8	51
ZZ46497		0.33	0.007	0.14	2.66	12.2	<0.2	<10	270	1.89	1.31	0.17	0.24	32.6	40.8	50
ZZ46498		0.40	0.002	0.17	2.83	5.0	<0.2	<10	320	1.79	0.88	0.09	0.13	22.5	22.7	56
ZZ46499		0.35	0.001	0.15	2.70	5.6	<0.2	<10	310	1.42	0.69	0.38	0.25	26.7	23.5	51
ZZ46500		0.34	0.002	0.15	2.86	4.5	<0.2	<10	270	1.94	0.88	0.17	0.09	32.7	31.9	55
ZZ45771		0.35	0.001	0.85	2.42	2.2	<0.2	<10	420	1.81	0.74	0.20	0.98	19.60	11.7	52
ZZ45772		0.27	0.003	0.31	2.93	3.6	<0.2	<10	310	2.39	16.60	0.61	1.10	28.6	22.4	53
ZZ45773		0.29	0.002	0.61	2.57	8.4	<0.2	<10	360	2.25	0.95	0.23	1.50	27.3	21.1	52
ZZ45774		0.21	0.004	0.52	2.21	5.6	<0.2	<10	300	1.53	0.89	0.84	0.73	26.2	13.4	36
ZZ45775		0.33	0.006	0.34	2.40	6.8	<0.2	<10	260	1.79	1.01	0.43	1.12	30.8	14.6	39
ZZ45776		0.24	0.002	0.59	3.37	8.2	<0.2	<10	250	1.79	1.09	0.65	2.29	49.5	34.8	52
ZZ45777		0.23	0.002	0.54	2.09	14.1	<0.2	<10	200	2.61	2.04	0.32	0.67	32.6	15.3	35
ZZ45778		0.29	0.004	0.28	2.47	3.2	<0.2	<10	170	2.37	0.64	0.23	0.13	31.0	28.1	41
ZZ45779		0.34	0.002	0.26	2.93	5.2	<0.2	<10	210	1.31	0.58	0.10	0.22	25.0	24.4	55
ZZ45780		0.28	0.002	0.16	2.47	5.6	<0.2	<10	160	1.32	0.66	0.06	0.18	29.6	17.3	45
ZZ45781		0.28	0.002	0.20	2.24	7.1	<0.2	<10	200	1.48	0.64	0.11	0.34	34.0	22.2	43
ZZ45782		0.32	0.001	0.66	1.90	23.7	<0.2	<10	260	1.89	0.82	0.15	0.54	27.2	11.2	42
ZZ45783		0.38	0.005	0.12	2.89	1.9	<0.2	<10	360	1.13	0.51	0.15	0.42	19.50	20.7	60
ZZ45784		0.24	0.002	0.15	1.74	6.3	<0.2	<10	170	1.22	0.40	0.21	0.80	32.0	13.4	33
ZZ45785		0.22	0.001	0.25	2.75	4.5	<0.2	<10	250	2.24	1.01	0.46	1.96	42.5	22.8	48

***** See Appendix Page for comments regarding this certificate *****

ALS Canada Ltd.
2103 Dollarton Hwy
North Vancouver BC V7H 0A7
Phone: 604 984 0221 Fax: 604 984 0218 www.alsglobal.com

To: **SILVER RANGE RESOURCES LTD.**
C/O ARCHER, CATHRO & ASSOCIATES (1981) LIMITED
1016-510 W HASTINGS ST
VANCOUVER BC V6B 1L8

Finalized Date: 10-AUG-2012
Account: RANSIL

Project: Keg-Group 5

CERTIFICATE OF ANALYSIS WH12177492

Sample Description	Method	ME-MS41	ME-MS41	ME-MS41	ME-MS41	ME-MS41	ME-MS41	ME-MS41	ME-MS41	ME-MS41	ME-MS41	ME-MS41	ME-MS41	ME-MS41	ME-MS41	ME-MS41
	Analyte	Cs	Cu	Fe	Ga	Ge	Hf	Hg	In	K	La	Li	Mg	Mn	Mo	Na
	Units	ppm	ppm	%	ppm	ppm	ppm	ppm	ppm	%	ppm	ppm	%	ppm	ppm	%
	LOR	0.05	0.2	0.01	0.05	0.05	0.02	0.01	0.005	0.01	0.2	0.1	0.01	5	0.05	0.01
ZZ46476		14.90	27.7	2.50	3.40	0.07	0.02	0.03	0.025	0.16	25.6	32.2	0.17	1240	0.80	0.01
ZZ46477		17.35	33.0	2.21	3.58	<0.05	0.10	0.06	0.027	0.17	13.7	39.7	0.20	963	0.92	0.02
ZZ46478		16.15	33.3	2.77	4.72	0.07	<0.02	0.03	0.029	0.19	24.2	39.2	0.27	792	0.72	0.02
ZZ46479		15.75	30.1	2.44	3.18	0.05	<0.02	0.04	0.031	0.29	19.1	26.3	0.14	355	0.77	0.02
ZZ46480		11.70	13.1	3.27	5.49	0.08	0.03	0.02	0.035	0.34	34.0	45.7	0.34	749	0.60	0.02
ZZ46481		23.0	40.7	4.31	10.15	0.08	<0.02	0.09	0.043	0.45	18.8	68.4	0.96	868	1.70	0.03
ZZ46482		24.1	29.8	4.65	12.95	0.13	0.03	0.03	0.073	0.53	42.5	94.5	1.89	1000	1.08	0.02
ZZ46483		30.0	80.7	10.05	15.60	0.14	0.03	0.05	0.112	1.03	35.9	121.5	1.54	2700	2.45	0.03
ZZ46484		19.05	51.7	6.02	9.05	0.12	<0.02	0.01	0.064	0.65	14.3	73.9	0.81	1390	0.98	0.02
ZZ46485		24.2	69.6	6.24	8.06	0.08	<0.02	0.07	0.042	0.50	16.5	71.0	0.62	1040	0.96	0.02
ZZ46486		11.50	53.1	6.47	8.30	0.10	<0.02	0.05	0.047	0.61	17.3	64.7	0.70	1080	1.51	0.02
ZZ46487		18.05	57.4	6.38	11.60	0.09	<0.02	0.05	0.067	0.69	15.6	72.1	0.93	987	1.86	0.02
ZZ46488		12.85	46.3	5.81	11.00	0.09	<0.02	0.03	0.055	0.71	13.9	74.8	0.91	928	1.48	0.02
ZZ46489		12.05	57.5	5.36	12.60	0.12	<0.02	0.04	0.051	0.86	14.8	79.4	1.05	691	3.46	0.03
ZZ46490		14.10	91.7	5.22	8.81	0.12	<0.02	0.01	0.044	0.73	10.7	86.5	1.12	355	15.55	0.05
ZZ46491		19.30	38.2	5.07	8.72	0.12	0.02	0.02	0.051	0.71	16.1	67.4	0.88	864	1.13	0.02
ZZ46492		17.70	34.3	5.13	9.27	0.07	<0.02	0.04	0.049	0.78	12.2	70.4	0.81	853	1.15	0.02
ZZ46493		19.65	45.5	5.44	9.19	0.08	<0.02	0.03	0.049	0.79	11.6	74.4	0.80	794	1.11	0.02
ZZ46494		21.9	48.1	6.21	11.95	0.14	<0.02	0.03	0.062	1.15	13.7	82.1	1.07	970	1.29	0.03
ZZ46495		22.0	51.8	5.95	10.15	0.07	0.02	0.02	0.047	0.93	11.0	71.4	0.80	838	1.21	0.03
ZZ46496		8.78	34.6	4.81	9.35	0.08	<0.02	0.11	0.052	0.71	16.3	58.9	0.71	1170	1.75	0.02
ZZ46497		21.0	50.6	4.87	9.41	0.09	<0.02	0.03	0.052	0.71	16.6	82.4	0.84	1010	2.14	0.02
ZZ46498		19.80	54.9	6.06	10.55	0.09	<0.02	0.05	0.054	0.93	10.9	50.0	0.74	836	1.59	0.03
ZZ46499		13.55	44.5	5.06	10.25	0.10	<0.02	0.05	0.051	0.74	13.4	67.6	0.80	814	1.62	0.02
ZZ46500		15.35	63.1	7.09	10.30	0.12	<0.02	0.05	0.056	0.81	17.3	69.5	0.84	1120	1.11	0.03
ZZ45771		16.20	106.5	5.52	8.04	0.11	<0.02	<0.01	0.048	0.77	11.0	96.0	0.88	302	21.7	0.06
ZZ45772		16.90	63.5	5.26	10.15	0.15	0.02	0.01	0.042	0.77	15.8	90.0	1.22	556	7.12	0.04
ZZ45773		15.00	93.8	5.14	8.38	0.08	<0.02	0.05	0.043	0.40	15.2	92.1	1.03	449	16.05	0.04
ZZ45774		12.20	63.7	3.35	7.05	0.08	<0.02	0.09	0.033	0.23	14.2	68.3	0.55	648	9.55	0.04
ZZ45775		10.00	60.6	3.72	7.85	0.08	<0.02	0.01	0.032	0.32	17.3	90.8	0.53	427	14.15	0.05
ZZ45776		11.40	118.0	5.62	10.10	0.11	<0.02	0.06	0.044	0.32	24.9	77.7	0.78	741	9.08	0.11
ZZ45777		13.00	67.9	4.48	7.39	0.07	<0.02	0.04	0.048	0.26	16.5	49.1	0.43	722	10.60	0.01
ZZ45778		19.00	52.3	5.80	7.87	0.05	<0.02	0.06	0.049	0.37	15.5	57.9	0.64	967	2.71	0.02
ZZ45779		16.35	41.6	5.55	10.80	0.07	<0.02	0.09	0.049	0.66	13.4	75.2	0.80	966	2.21	0.02
ZZ45780		10.50	34.9	4.47	8.55	0.06	<0.02	0.04	0.044	0.48	14.7	68.6	0.68	555	2.07	0.02
ZZ45781		7.30	35.4	4.16	7.43	0.07	0.02	0.04	0.043	0.41	18.1	56.7	0.69	685	2.21	0.02
ZZ45782		11.20	53.3	4.64	6.65	0.08	<0.02	0.05	0.048	0.38	16.1	51.1	0.56	327	19.80	0.05
ZZ45783		8.69	37.2	4.74	10.65	0.14	<0.02	0.06	0.052	1.14	10.3	75.6	0.88	719	4.43	0.03
ZZ45784		8.30	41.4	3.13	5.78	0.07	0.02	0.05	0.030	0.21	13.8	41.8	0.54	332	5.00	0.02
ZZ45785		22.4	82.2	5.12	9.69	0.10	<0.02	0.06	0.046	0.48	21.4	82.1	0.86	518	8.68	0.04

***** See Appendix Page for comments regarding this certificate *****

ALS Canada Ltd.
2103 Dollarton Hwy
North Vancouver BC V7H 0A7
Phone: 604 984 0221 Fax: 604 984 0218 www.alsglobal.com

To: **SILVER RANGE RESOURCES LTD.**
C/O ARCHER, CATHRO & ASSOCIATES (1981) LIMITED
1016-510 W HASTINGS ST
VANCOUVER BC V6B 1L8

Finalized Date: 10-AUG-2012
Account: RANSIL

Project: Keg-Group 5

CERTIFICATE OF ANALYSIS WH12177492

Sample Description	Method	ME-MS41	ME-MS41	ME-MS41	ME-MS41	ME-MS41	ME-MS41	ME-MS41	ME-MS41	ME-MS41	ME-MS41	ME-MS41	ME-MS41	ME-MS41	ME-MS41	ME-MS41
	Analyte	Nb	Ni	P	Pb	Rb	Re	S	Sb	Sc	Se	Sn	Sr	Ta	Te	Th
	Units	ppm	ppm	ppm	ppm	ppm	ppm	%	ppm	ppm	ppm	ppm	ppm	ppm	ppm	ppm
	LOR	0.05	0.2	10	0.2	0.1	0.001	0.01	0.05	0.1	0.2	0.2	0.2	0.01	0.01	0.2
ZZ46476		0.56	9.5	1090	52.7	31.0	<0.001	0.09	8.77	1.6	0.8	1.3	30.9	<0.01	0.02	6.7
ZZ46477		0.65	8.4	1030	43.9	38.1	0.001	0.16	6.69	1.7	0.3	1.1	64.0	<0.01	0.02	3.1
ZZ46478		0.84	12.9	890	43.0	39.1	0.001	0.09	11.65	2.2	0.5	1.5	34.7	<0.01	<0.01	3.4
ZZ46479		0.57	4.5	960	45.7	49.7	<0.001	0.28	28.9	1.0	<0.2	1.4	37.3	<0.01	<0.01	2.2
ZZ46480		0.90	15.0	1030	62.9	50.4	<0.001	0.19	16.15	2.8	0.4	1.9	26.9	<0.01	0.02	12.6
ZZ46481		2.75	49.6	920	27.6	58.1	0.001	0.08	1.11	5.8	0.5	1.8	28.9	<0.01	0.03	2.5
ZZ46482		2.56	49.5	540	29.0	69.7	0.001	0.03	3.48	11.3	0.8	2.8	32.8	<0.01	0.02	8.9
ZZ46483		2.58	109.5	1120	70.2	108.5	<0.001	0.10	12.05	17.1	1.7	3.6	55.9	<0.01	0.02	9.3
ZZ46484		1.93	61.5	700	37.7	58.2	<0.001	0.05	4.86	9.1	0.5	1.6	28.4	<0.01	0.01	4.2
ZZ46485		1.96	60.2	820	24.7	59.9	0.001	0.09	1.31	5.2	0.2	1.5	31.9	<0.01	0.03	2.4
ZZ46486		2.60	59.3	750	36.0	51.8	0.001	0.12	1.08	8.0	0.5	1.4	29.6	<0.01	0.02	4.7
ZZ46487		2.72	52.0	920	28.9	65.1	<0.001	0.12	0.56	8.3	0.3	1.6	32.7	<0.01	0.02	2.3
ZZ46488		2.79	58.9	610	24.7	65.5	0.002	0.07	0.43	8.4	0.8	2.2	25.8	<0.01	0.05	2.7
ZZ46489		4.29	61.5	880	16.1	90.1	0.001	0.21	0.29	9.2	0.7	2.1	44.5	<0.01	0.03	2.6
ZZ46490		2.39	56.0	980	15.8	71.0	0.003	0.48	0.18	8.1	6.1	1.3	72.3	<0.01	0.06	2.4
ZZ46491		2.30	47.1	950	23.6	69.9	0.001	0.04	2.00	8.9	0.3	2.4	30.9	<0.01	0.02	4.3
ZZ46492		3.31	39.6	710	19.1	69.7	<0.001	0.09	1.62	7.9	0.2	1.6	19.1	<0.01	0.02	2.1
ZZ46493		3.34	44.6	710	25.1	68.0	<0.001	0.09	2.04	8.3	0.2	1.5	25.0	<0.01	0.03	2.1
ZZ46494		3.35	58.2	720	22.4	97.1	<0.001	0.07	1.30	11.6	0.5	2.3	33.0	<0.01	0.03	3.0
ZZ46495		2.78	44.7	740	23.2	74.2	0.001	0.10	2.47	9.4	<0.2	1.8	32.7	<0.01	0.03	2.3
ZZ46496		3.18	35.1	1130	24.7	69.0	<0.001	0.10	1.82	7.3	0.8	1.8	20.0	<0.01	0.02	2.2
ZZ46497		3.00	78.5	810	24.7	74.7	0.001	0.07	2.26	7.3	0.5	2.0	23.6	<0.01	0.02	3.0
ZZ46498		3.47	38.4	800	26.8	82.7	<0.001	0.21	1.38	8.4	0.6	2.1	42.3	<0.01	0.03	2.0
ZZ46499		3.52	46.1	940	20.5	71.0	<0.001	0.14	0.92	7.4	0.5	1.7	42.5	<0.01	0.03	1.8
ZZ46500		2.72	59.7	650	24.4	68.9	0.001	0.12	1.08	9.9	0.5	1.7	31.1	<0.01	0.03	4.4
ZZ45771		1.58	54.0	900	18.6	78.5	0.003	0.60	0.25	6.9	8.0	1.3	81.5	<0.01	0.08	2.7
ZZ45772		2.66	71.1	870	20.9	78.7	0.002	0.18	0.44	9.3	3.0	2.5	79.9	<0.01	0.16	4.6
ZZ45773		1.44	82.4	1090	19.8	46.6	0.003	0.33	1.36	6.5	5.0	1.3	69.5	<0.01	0.05	1.9
ZZ45774		1.53	42.4	1480	15.8	44.5	0.001	0.28	0.81	3.0	3.4	1.4	89.8	<0.01	0.06	0.9
ZZ45775		1.68	44.7	980	18.3	46.1	0.002	0.21	0.97	4.5	2.6	1.8	73.4	<0.01	0.03	4.1
ZZ45776		1.86	76.9	1430	45.7	38.6	0.001	0.37	17.35	6.3	4.2	1.6	137.0	<0.01	0.14	4.3
ZZ45777		1.02	47.0	1030	71.7	42.0	0.001	0.10	4.39	3.2	1.8	1.5	47.0	<0.01	0.03	1.0
ZZ45778		1.33	55.7	840	34.2	42.5	<0.001	0.07	0.56	5.7	0.3	1.1	23.2	<0.01	<0.01	2.1
ZZ45779		2.90	47.0	760	27.5	67.0	0.001	0.10	1.05	6.6	0.5	1.6	18.5	<0.01	0.03	1.6
ZZ45780		2.39	39.2	450	21.9	52.9	<0.001	0.07	0.81	5.8	0.8	1.3	17.6	<0.01	0.02	2.0
ZZ45781		2.28	44.2	470	20.9	44.0	<0.001	0.07	0.72	5.9	1.0	1.2	21.8	<0.01	0.02	3.5
ZZ45782		1.25	39.8	550	25.6	39.9	<0.001	0.25	0.62	4.8	2.7	1.0	70.6	<0.01	0.05	3.5
ZZ45783		4.10	41.1	650	17.5	97.6	0.001	0.10	0.18	10.3	1.1	2.0	32.7	<0.01	0.01	2.7
ZZ45784		1.61	44.0	510	10.9	27.9	0.001	0.09	0.66	3.6	1.6	0.9	28.4	<0.01	0.04	2.0
ZZ45785		2.24	70.0	1020	17.4	69.1	<0.001	0.20	0.39	6.1	3.2	2.2	53.9	<0.01	0.04	2.9

***** See Appendix Page for comments regarding this certificate *****

ALS Canada Ltd.
2103 Dollarton Hwy
North Vancouver BC V7H 0A7
Phone: 604 984 0221 Fax: 604 984 0218 www.alsglobal.com

To: **SILVER RANGE RESOURCES LTD.**
C/O ARCHER, CATHRO & ASSOCIATES (1981) LIMITED
1016-510 W HASTINGS ST
VANCOUVER BC V6B 1L8

Finalized Date: 10-AUG-2012
Account: RANSIL

Project: Keg-Group 5

CERTIFICATE OF ANALYSIS WH12177492

Sample Description	Method	ME-MS41	ME-MS41	ME-MS41	ME-MS41	ME-MS41	ME-MS41	ME-MS41	ME-MS41
	Analyte	Ti	Tl	U	V	W	Y	Zn	Zr
	Units	%	ppm	ppm	ppm	ppm	ppm	ppm	ppm
	LOR	0.005	0.02	0.05	1	0.05	0.05	2	0.5
ZZ46476		0.011	0.79	19.05	11	0.33	14.80	117	1.0
ZZ46477		0.009	0.76	50.0	11	0.20	9.32	106	3.9
ZZ46478		0.023	0.53	18.10	21	0.42	9.87	135	<0.5
ZZ46479		0.016	1.53	10.60	10	0.55	6.93	72	<0.5
ZZ46480		0.030	1.00	7.87	17	0.48	11.85	144	1.8
ZZ46481		0.135	0.42	3.35	61	0.58	7.28	124	<0.5
ZZ46482		0.111	0.60	3.64	73	1.70	16.60	125	1.2
ZZ46483		0.135	1.36	10.60	84	0.57	22.7	259	1.1
ZZ46484		0.107	0.63	3.38	47	0.40	9.90	148	0.5
ZZ46485		0.095	0.53	6.52	42	1.23	6.13	136	<0.5
ZZ46486		0.149	0.42	4.68	57	0.51	8.20	157	0.5
ZZ46487		0.155	0.41	3.97	72	0.64	8.07	155	<0.5
ZZ46488		0.175	0.45	4.73	69	0.87	5.41	151	<0.5
ZZ46489		0.208	0.58	3.89	87	0.83	6.20	183	0.5
ZZ46490		0.171	0.79	6.22	175	0.96	6.67	251	<0.5
ZZ46491		0.158	0.59	4.14	55	0.56	8.13	116	0.9
ZZ46492		0.184	0.53	2.09	62	0.31	5.65	109	<0.5
ZZ46493		0.184	0.51	4.17	62	0.29	5.72	112	<0.5
ZZ46494		0.276	0.56	3.16	78	0.50	5.90	139	0.6
ZZ46495		0.191	0.54	4.17	63	0.26	6.66	117	0.6
ZZ46496		0.186	0.46	3.01	67	1.77	6.52	127	0.5
ZZ46497		0.160	0.54	4.24	61	0.93	6.62	135	0.6
ZZ46498		0.186	0.62	2.92	62	0.32	4.22	129	<0.5
ZZ46499		0.186	0.45	2.14	66	0.79	5.98	126	<0.5
ZZ46500		0.182	0.48	3.71	63	0.28	7.77	150	0.5
ZZ45771		0.152	1.00	8.24	208	0.56	5.17	303	0.5
ZZ45772		0.188	0.66	5.77	95	9.89	8.77	261	0.9
ZZ45773		0.102	0.74	8.91	166	12.05	8.95	341	<0.5
ZZ45774		0.067	0.54	6.90	100	5.15	9.37	160	0.5
ZZ45775		0.089	0.61	4.23	101	29.6	5.66	158	<0.5
ZZ45776		0.101	0.49	6.38	117	9.73	11.10	243	<0.5
ZZ45777		0.038	0.45	8.41	70	1.47	9.04	222	<0.5
ZZ45778		0.067	0.31	3.28	48	0.26	8.59	140	<0.5
ZZ45779		0.182	0.35	1.24	73	1.83	4.29	148	<0.5
ZZ45780		0.151	0.35	1.77	63	0.63	4.47	114	<0.5
ZZ45781		0.149	0.33	2.29	62	0.64	6.53	117	0.6
ZZ45782		0.099	0.60	5.39	116	1.20	5.36	141	<0.5
ZZ45783		0.270	0.57	1.69	94	0.48	4.56	137	0.5
ZZ45784		0.098	0.26	2.34	64	0.73	4.10	131	0.5
ZZ45785		0.130	0.59	5.56	105	5.41	9.18	261	<0.5

***** See Appendix Page for comments regarding this certificate *****

ALS Canada Ltd.
2103 Dollarton Hwy
North Vancouver BC V7H 0A7
Phone: 604 984 0221 Fax: 604 984 0218 www.alsglobal.com

To: **SILVER RANGE RESOURCES LTD.**
C/O ARCHER, CATHRO & ASSOCIATES (1981) LIMITED
1016-510 W HASTINGS ST
VANCOUVER BC V6B 1L8

Finalized Date: 10-AUG-2012
Account: RANSIL

Project: Keg-Group 5

CERTIFICATE OF ANALYSIS WH12177492

Sample Description	Method	WEI-21	Au-ICP21	ME-MS41	ME-MS41	ME-MS41	ME-MS41	ME-MS41	ME-MS41	ME-MS41	ME-MS41	ME-MS41	ME-MS41	ME-MS41	ME-MS41	ME-MS41
	Analyte	Recvd Wt.	Au	Ag	Al	As	Au	B	Ba	Be	Bi	Ca	Cd	Ce	Co	Cr
	Units	kg	ppm	ppm	%	ppm	ppm	ppm	ppm	ppm	ppm	%	ppm	ppm	ppm	ppm
	LOR	0.02	0.001	0.01	0.01	0.1	0.2	10	10	0.05	0.01	0.01	0.01	0.02	0.1	1
ZZ45786		0.31	0.001	0.27	2.61	4.8	<0.2	<10	210	2.31	0.99	0.30	0.85	30.4	16.2	40
ZZ45787		0.40	<0.001	0.42	3.04	4.1	<0.2	<10	230	2.85	0.89	0.57	1.20	48.6	37.8	52
ZZ45788		0.37	<0.001	0.39	2.53	2.9	<0.2	<10	200	2.74	0.79	0.52	2.08	30.4	28.4	46
ZZ45789		0.30	0.001	0.91	2.32	3.4	<0.2	<10	200	3.04	1.10	0.32	2.16	28.9	24.8	45
ZZ45790		0.16	0.033	0.50	2.27	8.3	<0.2	<10	190	4.00	1.20	0.18	0.95	21.1	99.4	32
ZZ45791		0.29	0.001	0.17	1.58	5.2	<0.2	<10	120	1.51	0.59	0.12	0.39	22.5	17.1	27
ZZ45792		0.40	0.004	0.14	1.74	4.1	<0.2	<10	200	1.07	0.69	0.15	0.26	17.85	16.3	31
ZZ45793		0.30	0.002	0.35	2.84	4.1	<0.2	<10	300	2.53	1.11	0.28	0.84	26.4	24.9	48
ZZ45794		0.28	0.002	0.15	2.63	7.1	<0.2	<10	230	1.53	0.82	0.16	0.20	28.8	20.5	47
ZZ45795		0.35	0.001	0.23	2.04	7.7	<0.2	<10	160	1.19	0.74	0.12	0.30	25.3	16.8	37
ZZ45796		0.23	0.002	0.42	1.89	7.6	<0.2	<10	170	1.33	0.88	0.25	0.24	21.8	17.1	35
ZZ45797		0.30	<0.001	0.49	1.62	13.1	<0.2	<10	170	1.11	0.68	0.11	0.62	21.6	18.8	33
ZZ45798		0.25	0.008	0.64	1.47	8.9	<0.2	<10	260	1.70	0.80	0.51	2.37	13.05	46.2	24
ZZ45799		0.28	0.002	0.64	2.34	30.1	<0.2	<10	190	1.66	0.90	0.15	0.18	31.2	27.9	43
ZZ45800		0.25	0.002	0.67	1.79	17.2	<0.2	<10	120	1.04	0.60	0.09	0.30	26.6	15.0	35
ZZ45801		0.31	0.001	0.22	2.17	6.7	<0.2	<10	190	1.94	0.78	0.19	0.30	26.7	18.6	37
ZZ45802		0.35	0.002	0.13	1.76	8.2	<0.2	<10	170	0.79	0.50	0.19	0.58	21.5	15.0	30
ZZ45803		0.36	0.001	0.12	2.21	6.9	<0.2	<10	190	2.31	0.96	0.13	0.26	23.7	24.9	36
ZZ45804		0.25	0.001	0.14	1.04	5.4	<0.2	<10	80	0.51	0.24	0.10	0.14	14.20	8.0	14
ZZ45805		0.28	0.004	0.47	2.15	24.4	<0.2	<10	200	1.96	1.41	0.18	0.24	24.8	22.2	37
ZZ45806		0.23	0.001	0.27	0.68	12.9	<0.2	<10	50	0.38	0.22	0.10	0.13	9.29	3.3	7
ZZ45807		0.35	0.008	2.50	1.21	179.5	<0.2	<10	110	1.40	0.88	0.14	0.19	31.8	8.5	21
ZZ45808		0.39	0.018	8.07	1.50	317	<0.2	<10	160	1.92	0.94	0.27	0.20	39.6	9.1	20
ZZ45809		0.35	0.011	3.36	1.50	172.0	<0.2	<10	160	1.64	1.09	0.20	0.18	38.4	11.0	24
ZZ45810		0.38	0.036	19.50	1.16	343	<0.2	<10	90	2.54	1.49	0.17	0.22	52.1	12.4	14
ZZ45811		0.38	0.014	4.49	1.30	191.5	<0.2	<10	130	1.98	1.26	0.20	0.13	44.4	10.3	16
ZZ45812		0.36	0.007	1.53	2.72	34.0	<0.2	<10	250	1.13	1.22	0.12	0.15	28.1	20.1	55
ZZ45813		0.34	0.006	3.58	1.19	124.5	<0.2	<10	120	2.23	1.20	0.33	0.26	56.5	6.7	10
ZZ45814		0.38	0.015	11.90	1.18	212	<0.2	<10	70	2.53	1.35	0.19	0.11	44.9	4.9	11
ZZ45815		0.33	0.015	10.80	1.07	313	<0.2	<10	70	2.20	0.81	0.19	0.27	30.6	5.5	12
ZZ45816		0.35	0.018	17.95	1.16	473	<0.2	<10	110	1.76	0.98	0.10	0.18	38.5	6.8	15
ZZ45817		0.38	0.007	3.24	0.93	225	<0.2	<10	100	4.14	1.22	0.37	0.20	47.4	6.5	10
ZZ45818		0.36	0.004	3.06	1.05	101.0	<0.2	<10	100	3.01	0.81	0.23	0.13	41.2	5.4	11
ZZ45819		0.31	0.009	5.52	0.95	268	<0.2	<10	50	2.73	0.53	0.39	0.13	41.1	7.1	6
ZZ45820		0.42	0.004	1.00	1.32	34.9	<0.2	<10	130	1.65	0.72	0.30	0.13	48.9	10.2	22
ZZ45821		0.35	0.007	0.74	0.90	147.5	<0.2	<10	90	2.43	0.56	0.15	0.23	45.6	7.9	12
ZZ45822		0.36	0.003	0.07	0.98	7.8	<0.2	<10	60	0.58	0.59	0.11	0.19	25.6	4.3	17
ZZ45823		0.30	0.001	0.05	1.12	13.5	<0.2	<10	60	0.72	0.44	0.14	0.19	37.4	5.8	20
ZZ45824		0.41	0.002	0.08	1.14	26.6	<0.2	<10	70	1.29	0.97	0.14	0.16	45.1	5.7	14
ZZ45825		0.39	0.006	0.17	1.10	16.9	<0.2	<10	70	1.47	0.60	0.26	0.24	52.7	6.4	17

***** See Appendix Page for comments regarding this certificate *****

ALS Canada Ltd.
2103 Dollarton Hwy
North Vancouver BC V7H 0A7
Phone: 604 984 0221 Fax: 604 984 0218 www.alsglobal.com

To: **SILVER RANGE RESOURCES LTD.**
C/O ARCHER, CATHRO & ASSOCIATES (1981) LIMITED
1016-510 W HASTINGS ST
VANCOUVER BC V6B 1L8

Finalized Date: 10-AUG-2012
Account: RANSIL

Project: Keg-Group 5

CERTIFICATE OF ANALYSIS WH12177492

Sample Description	Method	ME-MS41	ME-MS41	ME-MS41	ME-MS41	ME-MS41	ME-MS41	ME-MS41	ME-MS41	ME-MS41	ME-MS41	ME-MS41	ME-MS41	ME-MS41	ME-MS41	ME-MS41
	Analyte	Cs	Cu	Fe	Ga	Ge	Hf	Hg	In	K	La	Li	Mg	Mn	Mo	Na
	Units	ppm	ppm	%	ppm	ppm	ppm	ppm	ppm	%	ppm	ppm	%	ppm	ppm	%
	LOR	0.05	0.2	0.01	0.05	0.05	0.02	0.01	0.005	0.01	0.2	0.1	0.01	5	0.05	0.01
ZZ45786		13.85	51.0	3.98	8.15	0.06	<0.02	0.05	0.033	0.26	14.5	68.2	0.66	427	4.72	0.03
ZZ45787		23.5	90.9	5.69	10.60	0.13	<0.02	0.03	0.046	0.56	26.9	106.5	1.02	734	4.70	0.03
ZZ45788		15.55	106.5	5.78	7.63	0.11	0.03	0.02	0.044	0.37	16.6	82.4	0.80	551	14.10	0.04
ZZ45789		22.0	158.5	6.09	7.15	0.09	<0.02	0.03	0.057	0.34	15.1	93.5	0.77	462	26.1	0.05
ZZ45790		25.5	99.4	3.48	5.81	0.06	<0.02	0.14	0.071	0.31	10.1	49.0	0.43	1670	3.55	0.02
ZZ45791		12.05	35.1	3.15	5.89	0.05	<0.02	0.05	0.032	0.27	10.9	40.4	0.40	586	2.62	0.02
ZZ45792		10.95	35.0	3.32	6.70	0.05	<0.02	0.03	0.031	0.40	9.2	37.4	0.45	529	2.35	0.03
ZZ45793		24.8	60.3	5.36	9.46	0.08	<0.02	0.03	0.053	0.62	14.8	85.3	0.98	754	5.82	0.03
ZZ45794		15.30	42.6	4.64	9.55	0.08	<0.02	0.04	0.045	0.58	14.9	63.7	0.83	614	2.10	0.02
ZZ45795		13.95	35.0	3.66	7.66	0.05	<0.02	0.05	0.035	0.34	13.4	47.6	0.64	569	1.97	0.02
ZZ45796		16.65	41.3	3.63	7.02	0.06	<0.02	0.08	0.039	0.34	11.2	48.6	0.54	571	2.06	0.02
ZZ45797		14.00	66.1	3.67	6.51	0.05	<0.02	0.07	0.042	0.40	11.2	32.5	0.39	381	2.61	0.02
ZZ45798		10.80	81.7	2.69	4.37	0.05	<0.02	0.16	0.026	0.30	6.9	28.9	0.34	770	1.83	0.02
ZZ45799		17.80	39.8	4.78	8.76	0.05	<0.02	0.04	0.043	0.39	15.5	60.9	0.67	1030	1.58	0.02
ZZ45800		8.83	29.0	3.71	7.11	0.05	<0.02	0.09	0.045	0.32	12.7	44.9	0.51	483	1.68	0.01
ZZ45801		19.65	40.5	4.01	7.74	0.05	<0.02	0.04	0.046	0.36	14.0	60.8	0.60	673	2.26	0.02
ZZ45802		8.88	26.5	3.40	6.17	<0.05	<0.02	0.07	0.032	0.29	10.3	39.1	0.50	549	1.66	0.02
ZZ45803		23.1	46.5	4.44	7.72	<0.05	<0.02	0.04	0.043	0.40	12.3	55.8	0.54	911	1.66	0.02
ZZ45804		4.76	20.5	1.72	3.91	<0.05	<0.02	0.02	0.018	0.10	7.2	15.5	0.21	265	1.00	0.03
ZZ45805		22.4	39.5	4.36	7.64	<0.05	<0.02	0.07	0.044	0.45	12.4	56.3	0.55	990	1.34	0.02
ZZ45806		2.40	10.0	1.02	2.84	<0.05	<0.02	0.05	0.010	0.06	4.5	8.8	0.10	168	0.52	0.02
ZZ45807		11.10	20.8	2.66	4.66	<0.05	<0.02	0.04	0.029	0.20	17.0	33.9	0.34	1220	1.19	0.01
ZZ45808		15.25	21.1	2.73	5.97	0.06	<0.02	0.07	0.029	0.23	21.4	44.3	0.35	2040	1.07	0.02
ZZ45809		11.50	22.7	2.89	6.23	0.06	0.02	0.04	0.027	0.35	19.9	54.8	0.45	1400	1.06	0.01
ZZ45810		17.90	25.8	3.06	5.31	0.08	<0.02	0.03	0.030	0.35	27.1	45.2	0.29	3140	0.90	0.01
ZZ45811		15.80	21.7	2.94	4.81	0.06	<0.02	0.02	0.031	0.29	22.6	37.6	0.32	2800	0.94	0.02
ZZ45812		15.90	61.3	5.47	9.84	0.12	0.02	0.04	0.045	1.19	14.0	70.8	0.80	1120	1.01	0.03
ZZ45813		17.30	8.1	2.36	4.85	0.07	<0.02	0.08	0.024	0.20	27.6	52.3	0.26	1350	0.96	0.01
ZZ45814		17.75	8.9	1.97	5.15	0.06	<0.02	0.06	0.029	0.24	22.2	46.1	0.25	2110	0.76	0.01
ZZ45815		15.65	11.9	2.02	4.43	<0.05	<0.02	0.19	0.027	0.12	14.3	21.1	0.19	2420	1.01	0.01
ZZ45816		16.75	14.1	2.40	5.10	<0.05	<0.02	0.20	0.027	0.14	18.6	21.9	0.21	4550	1.55	0.01
ZZ45817		20.7	10.5	2.49	3.91	0.07	<0.02	0.08	0.026	0.14	26.0	25.7	0.18	5630	1.17	0.01
ZZ45818		22.2	12.3	2.23	4.28	0.05	<0.02	0.06	0.023	0.13	21.3	24.4	0.21	1300	0.98	0.01
ZZ45819		13.85	10.6	3.44	3.71	0.07	0.02	0.12	0.031	0.13	23.2	16.3	0.21	2040	1.05	0.01
ZZ45820		9.40	17.2	3.06	5.89	0.09	0.02	0.04	0.029	0.34	23.6	52.4	0.44	862	0.75	0.01
ZZ45821		10.60	12.8	3.73	3.99	0.07	0.02	0.04	0.042	0.15	24.2	21.8	0.22	813	1.23	0.01
ZZ45822		3.33	10.1	2.00	5.78	<0.05	<0.02	0.04	0.025	0.06	13.2	20.5	0.26	185	1.08	0.01
ZZ45823		4.12	13.3	2.36	4.92	0.05	<0.02	0.20	0.024	0.06	17.0	16.6	0.31	257	1.25	0.01
ZZ45824		8.60	12.1	1.93	5.90	0.06	<0.02	0.04	0.021	0.12	22.8	41.9	0.30	322	0.83	0.01
ZZ45825		7.26	15.7	2.05	4.58	0.07	<0.02	0.05	0.025	0.07	26.8	24.9	0.32	361	1.10	0.01

***** See Appendix Page for comments regarding this certificate *****

ALS Canada Ltd.
2103 Dollarton Hwy
North Vancouver BC V7H 0A7
Phone: 604 984 0221 Fax: 604 984 0218 www.alsglobal.com

To: **SILVER RANGE RESOURCES LTD.**
C/O ARCHER, CATHRO & ASSOCIATES (1981) LIMITED
1016-510 W HASTINGS ST
VANCOUVER BC V6B 1L8

Finalized Date: 10-AUG-2012
Account: RANSIL

Project: Keg-Group 5

CERTIFICATE OF ANALYSIS WH12177492

Sample Description	Method	ME-MS41	ME-MS41	ME-MS41	ME-MS41	ME-MS41	ME-MS41	ME-MS41	ME-MS41	ME-MS41	ME-MS41	ME-MS41	ME-MS41	ME-MS41	ME-MS41	ME-MS41
	Analyte	Nb	Ni	P	Pb	Rb	Re	S	Sb	Sc	Se	Sn	Sr	Ta	Te	Th
	Units	ppm	ppm	ppm	ppm	ppm	ppm	%	ppm	ppm	ppm	ppm	ppm	ppm	ppm	ppm
	LOR	0.05	0.2	10	0.2	0.1	0.001	0.01	0.05	0.1	0.2	0.2	0.2	0.01	0.01	0.2
ZZ45786		1.71	55.5	770	20.1	45.0	<0.001	0.13	0.34	4.2	1.4	1.7	51.8	<0.01	0.03	1.5
ZZ45787		1.75	98.7	810	36.1	60.9	0.001	0.10	0.43	9.2	2.1	2.0	76.4	<0.01	0.04	6.4
ZZ45788		0.97	81.0	1120	24.8	43.2	0.001	0.15	0.63	6.6	2.6	1.4	64.7	<0.01	0.07	5.6
ZZ45789		1.05	81.9	1340	31.7	39.7	0.003	0.30	5.19	5.8	9.2	1.3	65.1	<0.01	0.10	4.7
ZZ45790		1.16	78.1	2740	26.4	46.1	<0.001	0.20	1.79	1.3	1.1	1.1	22.4	<0.01	0.02	<0.2
ZZ45791		1.50	33.6	820	16.9	39.7	<0.001	0.07	1.28	2.8	1.0	1.2	15.0	<0.01	0.03	0.6
ZZ45792		1.76	27.9	700	16.3	43.0	0.001	0.09	0.69	3.7	0.7	1.1	23.4	<0.01	0.01	0.7
ZZ45793		2.43	69.3	700	26.2	60.4	<0.001	0.16	3.11	8.1	2.1	1.8	36.2	<0.01	0.03	2.7
ZZ45794		3.08	40.6	790	20.6	73.1	<0.001	0.11	1.45	6.3	1.0	1.7	25.1	<0.01	0.03	1.7
ZZ45795		1.76	36.8	750	23.1	46.5	<0.001	0.11	1.75	3.0	0.8	1.2	18.4	<0.01	0.02	0.5
ZZ45796		2.05	44.6	890	20.1	51.3	<0.001	0.14	1.44	3.7	0.6	1.2	24.8	<0.01	0.04	0.5
ZZ45797		2.09	36.5	4770	25.6	53.8	<0.001	0.17	1.84	2.7	0.8	1.1	21.1	<0.01	<0.01	0.4
ZZ45798		1.93	97.2	3150	21.9	40.0	0.001	0.28	1.19	1.5	0.8	0.8	45.6	<0.01	<0.01	<0.2
ZZ45799		1.87	46.4	750	30.8	55.8	<0.001	0.07	3.00	4.8	0.5	1.4	22.4	<0.01	0.04	1.1
ZZ45800		2.34	33.6	570	22.8	43.7	<0.001	0.08	1.55	3.6	0.3	1.2	14.1	<0.01	0.02	0.9
ZZ45801		1.68	43.5	840	25.4	49.8	0.001	0.09	2.01	4.7	1.0	1.3	26.9	<0.01	0.05	0.9
ZZ45802		2.07	30.1	660	17.8	35.8	<0.001	0.05	0.84	3.4	0.4	0.9	21.2	<0.01	0.02	1.3
ZZ45803		1.35	45.4	770	23.4	52.6	<0.001	0.11	2.60	4.6	0.4	1.4	27.0	<0.01	0.03	1.0
ZZ45804		0.46	14.9	610	9.1	16.5	<0.001	0.05	0.52	1.0	0.3	0.5	11.9	<0.01	<0.01	<0.2
ZZ45805		1.89	41.8	800	24.5	58.7	0.001	0.09	5.74	5.1	0.6	1.5	26.0	<0.01	0.01	1.3
ZZ45806		0.55	5.3	510	5.7	11.5	<0.001	0.04	4.92	0.6	0.4	0.4	9.6	<0.01	0.01	<0.2
ZZ45807		0.83	19.4	620	46.8	39.7	<0.001	0.05	34.2	1.8	0.7	1.1	14.9	<0.01	<0.01	1.3
ZZ45808		0.95	17.6	930	45.0	50.3	<0.001	0.04	16.15	2.6	0.7	1.4	23.5	<0.01	0.02	2.6
ZZ45809		1.63	25.4	640	59.6	55.3	0.001	0.04	25.0	3.9	0.8	1.7	18.1	<0.01	<0.01	4.8
ZZ45810		0.89	19.2	670	120.5	52.2	<0.001	0.06	44.3	2.8	0.6	1.6	21.7	<0.01	<0.01	7.7
ZZ45811		0.81	19.1	690	52.3	42.8	0.001	0.08	20.5	2.3	<0.2	1.2	22.7	<0.01	<0.01	3.2
ZZ45812		2.65	33.2	700	28.4	118.5	<0.001	0.05	2.32	9.8	<0.2	2.4	11.4	<0.01	<0.01	3.9
ZZ45813		0.68	9.5	1000	44.8	39.6	<0.001	0.04	7.90	1.1	0.8	1.5	18.9	<0.01	<0.01	2.1
ZZ45814		0.65	8.0	670	51.0	55.3	<0.001	0.06	8.23	1.2	0.6	2.0	17.3	<0.01	0.03	1.4
ZZ45815		0.30	9.6	1160	49.0	38.7	<0.001	0.09	9.10	0.3	<0.2	1.0	21.4	<0.01	0.02	0.2
ZZ45816		0.39	11.0	790	62.8	44.7	<0.001	0.06	13.90	0.6	0.6	1.1	13.3	<0.01	0.05	0.6
ZZ45817		0.42	10.4	1160	61.7	40.7	<0.001	0.03	9.56	1.2	0.6	1.2	25.6	<0.01	<0.01	1.6
ZZ45818		0.51	10.4	720	34.3	36.4	<0.001	0.03	5.72	1.2	0.2	1.1	18.4	<0.01	0.01	1.7
ZZ45819		0.36	5.3	980	35.6	32.9	<0.001	0.06	8.19	2.7	0.6	0.8	20.1	<0.01	<0.01	1.9
ZZ45820		1.59	20.8	1010	27.6	53.3	<0.001	0.02	5.27	3.6	0.6	1.6	16.2	<0.01	<0.01	7.7
ZZ45821		0.76	10.4	910	66.9	27.1	<0.001	0.21	4.50	3.6	0.9	0.7	22.8	<0.01	0.01	5.1
ZZ45822		0.83	12.2	620	19.0	14.4	<0.001	0.04	0.66	0.9	0.2	0.9	8.3	<0.01	0.01	0.6
ZZ45823		0.82	14.6	640	21.9	15.0	<0.001	0.03	1.04	1.4	<0.2	0.7	9.9	<0.01	0.02	1.3
ZZ45824		1.12	11.1	600	21.7	27.6	<0.001	0.02	4.03	1.7	0.4	1.1	8.1	<0.01	0.02	4.5
ZZ45825		0.92	17.9	1080	20.9	15.0	<0.001	0.01	2.05	2.1	0.8	0.6	12.6	<0.01	<0.01	5.7

***** See Appendix Page for comments regarding this certificate *****

ALS Canada Ltd.
2103 Dollarton Hwy
North Vancouver BC V7H 0A7
Phone: 604 984 0221 Fax: 604 984 0218 www.alsglobal.com

To: **SILVER RANGE RESOURCES LTD.**
C/O ARCHER, CATHRO & ASSOCIATES (1981) LIMITED
1016-510 W HASTINGS ST
VANCOUVER BC V6B 1L8

Finalized Date: 10-AUG-2012
Account: RANSIL

Project: Keg-Group 5

CERTIFICATE OF ANALYSIS WH12177492

Sample Description	Method	ME-MS41	ME-MS41	ME-MS41	ME-MS41	ME-MS41	ME-MS41	ME-MS41	ME-MS41
	Analyte	Ti	Tl	U	V	W	Y	Zn	Zr
	Units	%	ppm	ppm	ppm	ppm	ppm	ppm	ppm
	LOR	0.005	0.02	0.05	1	0.05	0.05	2	0.5
ZZ45786		0.092	0.37	3.71	66	4.15	6.08	191	<0.5
ZZ45787		0.134	0.44	5.67	72	5.13	15.65	258	0.7
ZZ45788		0.097	0.47	11.40	112	3.88	10.95	335	1.2
ZZ45789		0.065	0.56	11.85	156	5.85	11.15	367	<0.5
ZZ45790		0.038	0.30	9.14	46	0.43	9.78	132	<0.5
ZZ45791		0.095	0.30	5.46	51	0.66	4.38	109	<0.5
ZZ45792		0.126	0.29	2.72	58	0.42	3.70	83	<0.5
ZZ45793		0.133	0.54	4.47	94	1.57	7.84	298	0.5
ZZ45794		0.165	0.43	2.43	68	10.75	5.99	107	<0.5
ZZ45795		0.095	0.32	3.09	60	1.16	4.86	99	<0.5
ZZ45796		0.097	0.37	3.26	54	0.65	6.92	105	<0.5
ZZ45797		0.074	0.31	3.27	53	1.25	4.89	103	<0.5
ZZ45798		0.052	0.25	3.22	32	0.37	7.22	203	<0.5
ZZ45799		0.112	0.43	2.54	59	0.47	6.02	127	<0.5
ZZ45800		0.113	0.30	1.63	55	0.71	3.77	92	0.5
ZZ45801		0.091	0.41	3.26	58	1.81	6.48	130	<0.5
ZZ45802		0.109	0.27	1.75	51	0.55	3.54	103	0.7
ZZ45803		0.078	0.54	4.48	56	0.80	6.55	117	<0.5
ZZ45804		0.050	0.17	1.48	35	0.30	2.83	47	<0.5
ZZ45805		0.103	0.53	4.63	51	1.09	6.23	118	0.5
ZZ45806		0.039	0.10	2.06	20	0.13	1.76	25	<0.5
ZZ45807		0.054	0.47	5.82	35	0.52	6.06	103	<0.5
ZZ45808		0.049	0.45	15.60	34	0.32	9.23	136	<0.5
ZZ45809		0.094	0.50	8.00	37	1.29	8.24	115	0.8
ZZ45810		0.052	0.73	15.65	22	0.25	9.35	167	0.9
ZZ45811		0.046	0.54	6.42	25	0.26	6.60	137	<0.5
ZZ45812		0.267	0.77	4.80	61	0.59	5.37	129	0.8
ZZ45813		0.025	0.59	5.06	19	0.24	8.77	93	<0.5
ZZ45814		0.027	0.60	7.52	18	0.29	8.24	135	<0.5
ZZ45815		0.013	0.45	5.84	24	0.20	4.59	115	<0.5
ZZ45816		0.022	0.56	5.32	29	0.29	6.17	121	<0.5
ZZ45817		0.017	0.75	13.45	18	0.22	13.30	135	<0.5
ZZ45818		0.017	0.42	9.30	21	0.23	7.83	102	<0.5
ZZ45819		0.009	0.46	3.99	22	0.62	13.10	135	0.7
ZZ45820		0.089	0.50	4.47	31	0.26	9.91	105	1.0
ZZ45821		0.028	0.52	6.45	28	0.37	9.29	242	0.5
ZZ45822		0.047	0.18	1.35	36	0.30	3.67	70	<0.5
ZZ45823		0.046	0.28	2.30	38	0.29	4.55	74	<0.5
ZZ45824		0.040	0.30	5.41	27	1.76	5.59	81	0.6
ZZ45825		0.041	0.18	5.43	31	0.63	9.08	88	0.9

***** See Appendix Page for comments regarding this certificate *****

ALS Canada Ltd.
2103 Dollarton Hwy
North Vancouver BC V7H 0A7
Phone: 604 984 0221 Fax: 604 984 0218 www.alsglobal.com

To: **SILVER RANGE RESOURCES LTD.**
C/O ARCHER, CATHRO & ASSOCIATES (1981) LIMITED
1016-510 W HASTINGS ST
VANCOUVER BC V6B 1L8

Finalized Date: 10-AUG-2012
Account: RANSIL

Project: Keg-Group 5

CERTIFICATE OF ANALYSIS WH12177492

Sample Description	Method	WEI-21	Au-ICP21	ME-MS41	ME-MS41	ME-MS41	ME-MS41	ME-MS41	ME-MS41	ME-MS41	ME-MS41	ME-MS41	ME-MS41	ME-MS41	ME-MS41	ME-MS41
	Analyte	Recvd Wt.	Au	Ag	Al	As	Au	B	Ba	Be	Bi	Ca	Cd	Ce	Co	Cr
	Units	kg	ppm	ppm	%	ppm	ppm	ppm	ppm	ppm	ppm	%	ppm	ppm	ppm	ppm
	LOR	0.02	0.001	0.01	0.01	0.1	0.2	10	10	0.05	0.01	0.01	0.01	0.02	0.1	1
ZZ45826		0.40	0.002	0.07	1.06	5.5	<0.2	<10	100	0.89	0.37	0.23	0.31	36.6	4.9	14
ZZ45827		0.44	0.004	0.09	1.56	7.8	<0.2	<10	130	1.59	0.55	0.23	0.33	52.2	7.4	22
ZZ45828		0.39	0.003	0.07	1.24	7.2	<0.2	<10	80	1.35	0.68	0.16	0.23	40.8	5.6	15
ZZ45829		0.13	<0.001	0.07	0.72	3.7	<0.2	<10	30	0.23	0.24	0.06	0.11	14.50	2.6	10
ZZ45830		0.46	0.002	0.09	1.52	14.3	<0.2	<10	100	1.40	0.78	0.20	0.31	54.4	7.5	20
ZZ45831		0.34	0.002	0.08	1.11	6.4	<0.2	<10	90	0.88	0.42	0.22	0.22	43.9	5.4	16
ZZ45832		0.43	0.003	0.13	0.91	9.4	<0.2	<10	100	1.52	0.55	0.29	0.16	46.1	6.1	17
ZZ45833		0.23	0.001	0.23	1.29	15.3	<0.2	<10	90	1.41	0.66	0.12	0.25	33.3	6.3	20
ZZ45834		0.38	0.002	0.20	1.17	15.1	<0.2	<10	130	1.69	0.51	0.20	0.44	52.2	6.7	18
ZZ45835		0.41	0.002	0.17	0.73	14.9	<0.2	<10	80	1.22	0.45	0.31	0.26	53.9	5.0	11
ZZ45836		0.33	0.004	0.15	1.13	20.1	<0.2	<10	70	0.86	0.51	0.17	0.24	35.5	5.8	16
ZZ45837		0.41	0.001	0.11	1.13	19.2	<0.2	<10	80	1.11	0.62	0.16	0.17	34.3	6.1	17
ZZ45838		0.30	0.002	0.17	1.32	24.5	<0.2	<10	100	1.91	0.80	0.19	0.29	52.7	6.3	18
ZZ45839		0.38	0.006	0.18	1.04	13.7	<0.2	<10	110	1.57	0.85	0.28	0.30	49.1	6.4	17
ZZ45840		0.29	0.001	0.22	1.30	26.7	<0.2	<10	110	1.72	0.97	0.16	0.22	51.6	5.9	17
ZZ45841		0.32	0.004	1.15	1.82	52.3	<0.2	<10	170	3.08	1.26	0.19	0.28	67.8	8.7	25
ZZ45842		0.33	0.002	0.95	0.82	27.0	<0.2	<10	80	2.76	1.24	0.47	0.48	113.0	4.9	9
ZZ45843		0.42	0.006	1.07	0.93	95.2	<0.2	<10	70	2.83	2.17	0.38	0.63	88.4	5.7	11
ZZ45844		0.38	0.005	7.43	0.85	68.2	<0.2	<10	60	3.33	2.59	0.28	0.34	126.0	4.7	9
ZZ45845		0.42	0.002	0.49	0.72	37.2	<0.2	<10	50	2.24	1.00	0.31	0.87	84.1	5.7	7
ZZ45846		0.29	0.001	0.19	0.99	19.4	<0.2	<10	60	2.95	2.54	0.38	1.68	137.0	5.5	9
ZZ45847		0.33	0.001	0.29	1.02	11.0	<0.2	<10	40	2.34	1.99	0.65	2.92	137.5	4.1	4
ZZ45848		0.24	0.002	2.04	0.90	65.0	<0.2	<10	40	3.58	2.86	0.24	0.50	80.2	7.6	14
ZZ45849		0.18	<0.001	0.17	0.40	2.5	<0.2	<10	20	0.40	0.29	0.09	0.23	12.85	1.5	4
ZZ45850		0.24	0.001	0.39	0.74	29.2	<0.2	<10	50	1.96	0.85	0.35	0.30	58.1	6.2	8
ZZ45851		0.37	0.002	0.43	0.94	43.5	<0.2	<10	50	3.15	1.14	0.38	0.71	92.9	5.9	10
ZZ45852		0.31	0.002	0.38	0.79	26.5	<0.2	<10	60	2.48	1.01	0.29	0.47	73.2	4.8	9
ZZ45853		0.45	0.007	3.12	0.74	76.7	<0.2	<10	60	2.48	1.92	0.30	0.39	98.2	5.2	12
ZZ45854		0.25	0.002	3.35	0.82	38.3	<0.2	<10	50	2.07	2.10	0.28	0.31	60.9	4.1	7
ZZ45855		0.38	0.003	0.32	0.99	26.0	<0.2	<10	100	2.55	0.90	0.29	0.28	69.6	5.2	13
ZZ45856		0.26	0.004	5.04	1.02	97.0	<0.2	<10	90	2.69	1.11	0.23	0.24	68.5	6.0	13
ZZ45857		0.32	0.001	0.13	1.34	6.3	<0.2	<10	100	0.80	0.58	0.13	0.11	29.1	6.0	19
ZZ45858		0.30	<0.001	0.19	1.43	7.6	<0.2	<10	110	1.10	0.66	0.11	0.10	32.0	6.7	21
ZZ45859		0.24	0.001	0.12	1.37	6.6	<0.2	<10	130	1.05	0.50	0.15	0.19	39.3	7.2	19
ZZ45860		0.30	0.001	0.10	1.12	5.8	<0.2	<10	90	1.00	0.49	0.12	0.13	32.8	5.1	15
ZZ45861		0.30	0.004	0.20	1.01	5.0	<0.2	<10	90	1.10	0.51	0.10	0.18	26.7	6.0	13
ZZ45862		0.25	0.002	0.21	1.39	8.0	<0.2	<10	120	1.02	0.70	0.10	0.13	30.9	5.2	20
ZZ45863		0.27	<0.001	0.32	1.64	11.2	<0.2	<10	130	1.37	0.93	0.11	0.16	34.2	7.2	23
ZZ45864		0.28	<0.001	0.13	1.13	6.9	<0.2	<10	90	0.81	0.56	0.16	0.20	31.4	7.2	19
ZZ45865		0.24	0.001	0.38	1.13	10.3	<0.2	<10	160	0.83	0.47	0.15	0.24	32.7	8.4	17

***** See Appendix Page for comments regarding this certificate *****

ALS Canada Ltd.
2103 Dollarton Hwy
North Vancouver BC V7H 0A7
Phone: 604 984 0221 Fax: 604 984 0218 www.alsglobal.com

To: **SILVER RANGE RESOURCES LTD.**
C/O ARCHER, CATHRO & ASSOCIATES (1981) LIMITED
1016-510 W HASTINGS ST
VANCOUVER BC V6B 1L8

Finalized Date: 10-AUG-2012
Account: RANSIL

Project: Keg-Group 5

CERTIFICATE OF ANALYSIS WH12177492

Sample Description	Method	ME-MS41	ME-MS41	ME-MS41	ME-MS41	ME-MS41	ME-MS41	ME-MS41	ME-MS41	ME-MS41	ME-MS41	ME-MS41	ME-MS41	ME-MS41	ME-MS41	ME-MS41
	Analyte	Cs	Cu	Fe	Ga	Ge	Hf	Hg	In	K	La	Li	Mg	Mn	Mo	Na
	Units	ppm	ppm	%	ppm	ppm	ppm	ppm	ppm	%	ppm	ppm	%	ppm	ppm	%
	LOR	0.05	0.2	0.01	0.05	0.05	0.02	0.01	0.005	0.01	0.2	0.1	0.01	5	0.05	0.01
ZZ45826		4.13	14.2	1.72	4.94	0.06	<0.02	0.03	0.019	0.10	18.1	32.0	0.33	410	0.66	0.01
ZZ45827		5.38	18.1	2.43	5.98	0.08	0.02	0.04	0.028	0.10	25.8	34.8	0.45	440	1.07	0.01
ZZ45828		4.79	14.0	1.95	5.23	0.06	<0.02	0.05	0.025	0.09	19.0	35.9	0.33	415	0.81	0.01
ZZ45829		1.78	13.7	1.34	3.98	<0.05	<0.02	0.16	0.021	0.06	6.9	7.4	0.11	74	0.85	0.02
ZZ45830		6.36	18.3	2.32	6.19	0.06	<0.02	0.05	0.031	0.11	25.9	34.8	0.40	478	1.25	0.01
ZZ45831		4.36	15.2	1.90	5.44	0.07	<0.02	0.05	0.022	0.09	22.7	29.4	0.32	285	0.76	0.01
ZZ45832		10.95	19.1	2.18	3.76	0.07	0.03	0.03	0.020	0.07	25.9	19.4	0.30	380	0.85	0.01
ZZ45833		10.20	15.5	2.57	5.60	<0.05	<0.02	0.11	0.033	0.07	16.1	19.1	0.28	543	1.48	0.01
ZZ45834		7.72	16.0	2.41	4.53	0.08	<0.02	0.04	0.027	0.08	25.7	21.5	0.33	559	1.05	0.01
ZZ45835		7.19	15.5	1.67	3.60	0.09	0.02	0.03	0.014	0.07	27.9	16.8	0.20	553	0.87	0.01
ZZ45836		4.43	20.0	1.86	4.55	0.05	0.03	0.04	0.023	0.07	17.5	22.6	0.28	404	0.97	0.01
ZZ45837		5.55	15.3	2.01	4.49	0.06	<0.02	0.04	0.025	0.07	17.6	23.4	0.30	383	1.05	0.01
ZZ45838		8.06	13.7	2.42	5.00	0.06	<0.02	0.04	0.034	0.07	26.1	28.0	0.32	413	1.00	0.01
ZZ45839		8.71	18.8	2.26	4.13	0.07	<0.02	0.04	0.035	0.07	27.7	21.9	0.31	387	0.97	0.01
ZZ45840		13.15	19.3	2.44	5.06	0.06	<0.02	0.04	0.032	0.06	25.1	17.6	0.28	550	1.15	0.01
ZZ45841		18.35	25.8	3.09	7.20	0.07	<0.02	0.08	0.049	0.08	34.6	30.1	0.43	744	1.70	0.01
ZZ45842		18.50	10.0	1.46	4.06	0.12	<0.02	0.04	0.032	0.10	58.2	14.7	0.20	519	0.81	0.01
ZZ45843		15.95	14.0	2.26	3.92	0.11	<0.02	0.06	0.030	0.10	46.4	16.1	0.23	984	1.03	0.01
ZZ45844		24.9	27.7	2.52	4.06	0.21	0.02	0.07	0.031	0.09	86.2	14.7	0.19	1220	1.64	0.01
ZZ45845		14.05	17.1	2.18	3.00	0.09	<0.02	0.05	0.049	0.09	44.1	11.1	0.16	860	0.91	0.01
ZZ45846		17.10	15.3	1.75	5.38	0.13	<0.02	0.03	0.054	0.09	56.8	24.1	0.30	885	0.62	0.01
ZZ45847		9.60	7.3	1.81	3.93	0.11	0.03	0.02	0.047	0.08	50.3	11.2	0.21	317	0.52	0.01
ZZ45848		25.7	12.3	2.57	3.93	0.07	0.02	0.05	0.031	0.11	32.4	23.6	0.26	1570	0.66	0.01
ZZ45849		3.28	5.4	0.75	2.43	<0.05	<0.02	0.03	0.008	0.04	6.5	3.4	0.06	93	0.31	0.03
ZZ45850		8.34	9.3	2.29	3.46	0.06	0.02	0.07	0.023	0.11	23.4	14.2	0.27	677	0.46	0.01
ZZ45851		16.30	11.7	2.22	4.54	0.11	0.02	0.04	0.035	0.11	43.5	22.1	0.30	704	0.68	0.01
ZZ45852		12.55	15.3	1.96	3.72	0.10	<0.02	0.06	0.024	0.09	36.7	15.3	0.20	745	0.66	0.01
ZZ45853		14.95	22.1	2.11	3.58	0.13	<0.02	0.10	0.034	0.09	51.5	15.5	0.18	1480	1.15	0.01
ZZ45854		11.70	13.2	1.63	3.48	0.06	<0.02	0.12	0.022	0.07	29.0	12.5	0.16	1020	0.58	0.01
ZZ45855		19.80	13.7	1.94	4.08	0.08	0.02	0.05	0.031	0.09	28.7	18.0	0.25	1190	0.95	0.01
ZZ45856		20.5	12.3	2.29	4.46	0.09	<0.02	0.16	0.026	0.09	34.1	14.6	0.19	1550	1.12	0.01
ZZ45857		2.94	13.3	1.92	5.25	0.05	<0.02	0.04	0.022	0.09	13.8	27.3	0.38	289	0.81	0.01
ZZ45858		3.27	14.6	2.09	6.06	0.07	<0.02	0.04	0.024	0.08	15.8	28.4	0.39	328	0.99	0.01
ZZ45859		3.00	15.4	1.99	5.45	0.07	<0.02	0.04	0.021	0.09	17.4	31.3	0.37	481	0.74	0.01
ZZ45860		3.01	11.5	1.81	5.07	0.07	<0.02	0.02	0.023	0.07	15.9	25.9	0.29	226	0.65	0.01
ZZ45861		2.83	9.9	1.53	4.71	0.05	<0.02	0.03	0.022	0.07	13.7	21.1	0.24	409	0.58	0.01
ZZ45862		3.57	12.5	1.97	6.09	0.05	<0.02	0.03	0.033	0.07	14.9	22.5	0.35	263	0.91	0.01
ZZ45863		4.50	16.4	2.41	7.07	0.06	<0.02	0.04	0.037	0.09	16.8	29.3	0.41	358	1.27	0.01
ZZ45864		2.72	13.1	1.83	5.27	0.05	<0.02	0.03	0.020	0.08	15.0	27.8	0.34	502	0.96	0.01
ZZ45865		2.50	10.9	1.94	5.16	0.06	<0.02	0.03	0.023	0.06	15.2	14.6	0.27	1230	1.03	0.01

***** See Appendix Page for comments regarding this certificate *****

ALS Canada Ltd.
2103 Dollarton Hwy
North Vancouver BC V7H 0A7
Phone: 604 984 0221 Fax: 604 984 0218 www.alsglobal.com

To: **SILVER RANGE RESOURCES LTD.**
C/O ARCHER, CATHRO & ASSOCIATES (1981) LIMITED
1016-510 W HASTINGS ST
VANCOUVER BC V6B 1L8

Finalized Date: 10-AUG-2012
Account: RANSIL

Project: Keg-Group 5

CERTIFICATE OF ANALYSIS WH12177492

Sample Description	Method	ME-MS41	ME-MS41	ME-MS41	ME-MS41	ME-MS41	ME-MS41	ME-MS41	ME-MS41	ME-MS41	ME-MS41	ME-MS41	ME-MS41	ME-MS41	ME-MS41	ME-MS41
	Analyte	Nb	Ni	P	Pb	Rb	Re	S	Sb	Sc	Se	Sn	Sr	Ta	Te	Th
	Units	ppm	ppm	ppm	ppm	ppm	ppm	%	ppm	ppm	ppm	ppm	ppm	ppm	ppm	ppm
	LOR	0.05	0.2	10	0.2	0.1	0.001	0.01	0.05	0.1	0.2	0.2	0.2	0.01	0.01	0.2
ZZ45826		0.98	11.6	820	14.4	18.3	<0.001	0.02	0.55	1.7	0.2	0.9	12.0	<0.01	<0.01	3.8
ZZ45827		1.13	19.0	1040	22.9	19.0	<0.001	0.02	0.80	2.8	0.5	0.8	13.4	<0.01	0.02	5.9
ZZ45828		0.87	14.2	860	17.4	18.1	<0.001	0.03	0.92	1.8	0.2	0.7	8.5	<0.01	0.01	3.6
ZZ45829		0.66	6.1	730	10.6	12.5	<0.001	0.10	0.44	0.7	0.5	0.7	7.7	<0.01	<0.01	0.2
ZZ45830		1.03	19.2	1000	20.6	23.8	<0.001	0.02	1.11	2.6	0.7	0.8	13.5	<0.01	0.01	4.5
ZZ45831		0.82	12.2	910	14.4	20.4	<0.001	0.03	0.57	1.8	0.3	0.8	13.2	<0.01	0.01	2.4
ZZ45832		0.72	14.9	900	39.5	12.0	<0.001	0.01	1.15	2.4	0.3	0.5	15.0	<0.01	0.01	8.4
ZZ45833		0.52	15.1	810	36.6	19.1	<0.001	0.06	1.38	0.9	<0.2	0.8	10.2	<0.01	0.01	0.5
ZZ45834		0.75	16.4	830	32.2	15.5	<0.001	0.02	2.06	2.1	0.9	0.6	11.8	<0.01	0.02	3.9
ZZ45835		0.67	9.7	1090	29.3	12.7	<0.001	0.01	2.75	1.6	0.2	0.5	13.6	<0.01	<0.01	7.1
ZZ45836		0.83	15.7	830	21.4	14.5	<0.001	0.02	1.67	1.5	0.3	0.6	9.6	<0.01	0.01	2.8
ZZ45837		0.76	14.8	720	23.0	16.5	<0.001	0.02	1.26	1.6	0.5	0.6	10.6	<0.01	<0.01	2.6
ZZ45838		0.63	14.8	830	34.4	17.1	<0.001	0.03	1.30	1.3	0.4	0.8	10.8	<0.01	<0.01	2.2
ZZ45839		0.75	16.2	1010	36.3	14.0	<0.001	0.01	1.79	2.2	0.4	0.6	15.2	<0.01	<0.01	4.5
ZZ45840		0.41	12.1	740	64.8	14.7	<0.001	0.05	1.26	1.0	<0.2	0.6	13.5	<0.01	<0.01	0.8
ZZ45841		0.74	19.4	870	83.7	20.2	<0.001	0.04	3.33	1.9	0.5	0.8	16.2	<0.01	0.01	1.8
ZZ45842		0.36	7.1	1120	64.2	19.0	<0.001	0.02	3.47	1.7	0.6	0.6	19.5	<0.01	0.01	11.7
ZZ45843		0.36	10.0	1080	137.5	17.5	<0.001	0.03	4.21	1.5	1.0	0.5	20.0	<0.01	0.02	7.0
ZZ45844		0.32	8.3	1000	135.5	20.9	<0.001	0.03	8.20	1.7	1.0	0.6	18.3	<0.01	0.03	6.4
ZZ45845		0.30	8.0	850	56.9	16.1	<0.001	0.03	3.11	1.4	1.1	0.4	22.7	<0.01	0.01	7.4
ZZ45846		0.24	6.9	910	139.0	15.5	<0.001	0.01	1.89	1.4	0.9	0.6	16.3	<0.01	<0.01	9.3
ZZ45847		0.09	3.3	1080	98.6	12.9	<0.001	0.01	1.58	1.1	0.8	0.5	21.9	<0.01	0.01	20.2
ZZ45848		0.27	11.7	680	153.0	23.1	<0.001	0.04	5.51	1.8	0.2	0.6	11.7	<0.01	0.01	6.7
ZZ45849		0.24	2.2	490	13.3	8.7	<0.001	0.04	0.34	0.2	<0.2	0.2	8.1	<0.01	<0.01	<0.2
ZZ45850		0.30	6.6	770	56.7	14.9	0.001	0.07	3.15	2.0	0.4	0.4	17.3	<0.01	0.02	5.9
ZZ45851		0.38	8.2	900	59.1	20.5	0.001	0.02	2.13	1.8	0.8	0.7	15.2	<0.01	0.02	11.1
ZZ45852		0.31	7.7	860	62.1	15.1	0.001	0.02	2.48	1.4	0.6	0.5	13.9	<0.01	0.02	7.7
ZZ45853		0.30	9.7	1030	87.1	18.4	<0.001	0.03	5.97	1.6	0.9	0.6	13.8	<0.01	0.02	8.1
ZZ45854		0.32	5.7	1040	113.0	13.7	0.001	0.05	2.57	0.8	0.9	0.5	15.0	<0.01	0.02	1.7
ZZ45855		0.50	12.9	1050	55.0	17.2	0.001	0.02	0.98	1.7	0.6	0.7	14.9	<0.01	0.02	6.0
ZZ45856		0.32	9.0	980	86.7	23.0	0.001	0.06	4.13	1.1	0.9	0.7	17.8	<0.01	0.03	1.8
ZZ45857		0.88	13.6	710	24.0	19.6	<0.001	0.03	0.57	1.7	0.6	0.9	9.0	<0.01	0.02	1.4
ZZ45858		0.83	14.2	720	29.0	22.1	<0.001	0.04	0.65	1.6	0.6	1.0	8.9	<0.01	0.02	0.9
ZZ45859		0.87	14.2	740	20.8	21.4	0.001	0.04	0.52	1.8	0.6	0.9	11.6	<0.01	0.03	1.2
ZZ45860		0.59	11.2	700	18.2	19.3	0.001	0.03	0.47	1.1	0.5	0.9	7.6	<0.01	0.01	0.9
ZZ45861		0.49	9.2	700	22.4	15.2	<0.001	0.04	0.40	0.8	0.4	0.8	8.6	<0.01	0.01	0.5
ZZ45862		0.53	13.1	730	31.5	16.7	0.001	0.05	0.64	0.8	0.8	1.0	9.1	<0.01	0.01	0.2
ZZ45863		0.87	17.5	810	44.6	24.7	0.001	0.05	0.87	1.8	0.7	1.1	11.3	<0.01	0.02	0.9
ZZ45864		0.64	14.9	830	23.4	18.6	0.001	0.04	0.75	1.3	0.7	0.8	10.1	<0.01	0.03	1.1
ZZ45865		0.37	11.9	830	26.2	17.1	0.001	0.07	1.97	0.9	0.5	0.7	13.3	<0.01	0.02	0.3

***** See Appendix Page for comments regarding this certificate *****

ALS Canada Ltd.
2103 Dollarton Hwy
North Vancouver BC V7H 0A7
Phone: 604 984 0221 Fax: 604 984 0218 www.alsglobal.com

To: **SILVER RANGE RESOURCES LTD.**
C/O ARCHER, CATHRO & ASSOCIATES (1981) LIMITED
1016-510 W HASTINGS ST
VANCOUVER BC V6B 1L8

Finalized Date: 10-AUG-2012
Account: RANSIL

Project: Keg-Group 5

CERTIFICATE OF ANALYSIS WH12177492

Sample Description	Method	ME-MS41	ME-MS41	ME-MS41	ME-MS41	ME-MS41	ME-MS41	ME-MS41	ME-MS41
	Analyte	Ti	Tl	U	V	W	Y	Zn	Zr
	Units	%	ppm	ppm	ppm	ppm	ppm	ppm	ppm
	LOR	0.005	0.02	0.05	1	0.05	0.05	2	0.5
ZZ45826		0.054	0.19	2.88	28	0.17	5.86	73	<0.5
ZZ45827		0.064	0.21	4.42	40	0.26	8.09	101	0.6
ZZ45828		0.041	0.19	3.42	29	0.20	6.35	90	0.5
ZZ45829		0.042	0.13	1.11	28	0.10	2.53	32	<0.5
ZZ45830		0.050	0.26	5.41	38	1.49	7.92	93	0.5
ZZ45831		0.055	0.19	3.91	39	0.39	6.56	72	<0.5
ZZ45832		0.047	0.14	4.89	30	0.29	8.85	97	1.4
ZZ45833		0.030	0.29	3.19	41	0.31	4.85	87	<0.5
ZZ45834		0.038	0.19	4.79	31	0.29	8.83	116	<0.5
ZZ45835		0.034	0.17	7.18	26	0.44	10.05	82	<0.5
ZZ45836		0.045	0.18	3.41	30	0.35	6.08	83	0.9
ZZ45837		0.034	0.20	3.82	32	0.21	5.14	84	<0.5
ZZ45838		0.029	0.25	5.73	34	0.27	6.87	112	<0.5
ZZ45839		0.043	0.17	6.53	31	0.27	9.62	111	0.5
ZZ45840		0.021	0.21	5.18	35	0.33	5.78	97	<0.5
ZZ45841		0.029	0.23	7.34	48	0.40	7.92	139	<0.5
ZZ45842		0.012	0.24	10.45	17	0.28	14.85	112	0.5
ZZ45843		0.016	0.27	20.7	20	0.30	13.40	172	<0.5
ZZ45844		0.014	0.21	26.8	20	0.26	19.60	187	0.6
ZZ45845		0.012	0.66	19.15	16	0.27	11.90	170	<0.5
ZZ45846		0.010	0.22	5.50	16	0.19	13.65	200	<0.5
ZZ45847		<0.005	0.16	6.30	7	0.13	13.70	409	1.6
ZZ45848		0.007	0.39	7.15	16	8.14	8.03	181	<0.5
ZZ45849		0.020	0.09	1.38	16	0.18	1.41	24	<0.5
ZZ45850		0.010	0.70	5.88	20	0.48	6.58	103	0.6
ZZ45851		0.013	0.25	9.76	17	0.48	13.70	141	0.8
ZZ45852		0.015	0.23	9.21	17	0.27	10.60	121	<0.5
ZZ45853		0.012	0.26	15.05	16	0.24	14.20	138	0.5
ZZ45854		0.017	0.17	6.79	20	0.18	6.55	111	0.5
ZZ45855		0.018	0.17	5.03	25	0.34	9.45	116	<0.5
ZZ45856		0.015	0.31	9.59	26	0.33	7.96	120	<0.5
ZZ45857		0.048	0.19	2.53	33	0.37	4.33	62	<0.5
ZZ45858		0.046	0.23	2.89	35	0.30	4.39	66	<0.5
ZZ45859		0.049	0.24	2.85	34	0.30	5.89	64	<0.5
ZZ45860		0.038	0.19	2.57	31	0.31	5.10	56	<0.5
ZZ45861		0.030	0.19	3.50	24	0.21	3.73	52	<0.5
ZZ45862		0.031	0.21	3.03	36	0.36	4.08	64	<0.5
ZZ45863		0.043	0.24	3.70	40	1.18	4.66	84	<0.5
ZZ45864		0.041	0.19	2.40	31	0.25	4.82	68	<0.5
ZZ45865		0.031	0.19	2.93	36	0.30	3.93	54	<0.5

***** See Appendix Page for comments regarding this certificate *****

ALS Canada Ltd.
2103 Dollarton Hwy
North Vancouver BC V7H 0A7
Phone: 604 984 0221 Fax: 604 984 0218 www.alsglobal.com

To: **SILVER RANGE RESOURCES LTD.**
C/O ARCHER, CATHRO & ASSOCIATES (1981) LIMITED
1016-510 W HASTINGS ST
VANCOUVER BC V6B 1L8

Finalized Date: 10-AUG-2012
Account: RANSIL

Project: Keg-Group 5

CERTIFICATE OF ANALYSIS WH12177492

Sample Description	Method	WEI-21	Au-ICP21	ME-MS41	ME-MS41	ME-MS41	ME-MS41	ME-MS41	ME-MS41	ME-MS41	ME-MS41	ME-MS41	ME-MS41	ME-MS41	ME-MS41	ME-MS41
	Analyte	Recvd Wt.	Au	Ag	Al	As	Au	B	Ba	Be	Bi	Ca	Cd	Ce	Co	Cr
	Units	kg	ppm	ppm	%	ppm	ppm	ppm	ppm	ppm	ppm	%	ppm	ppm	ppm	ppm
	LOR	0.02	0.001	0.01	0.01	0.1	0.2	10	10	0.05	0.01	0.01	0.01	0.02	0.1	1
ZZ45866		0.26	0.004	0.38	1.43	13.8	<0.2	<10	140	1.13	0.61	0.12	0.16	35.4	10.4	21
ZZ45867		0.28	0.001	1.04	1.55	14.8	<0.2	<10	180	1.60	0.73	0.15	0.18	41.4	9.4	21
ZZ45868		0.35	0.001	0.23	1.00	10.1	<0.2	<10	80	0.65	0.42	0.19	0.22	34.5	5.6	18
ZZ45869		0.30	0.001	0.26	1.28	8.5	<0.2	<10	140	0.93	0.65	0.17	0.18	30.1	5.3	19
ZZ45870		0.22	<0.001	0.19	0.55	7.6	<0.2	<10	50	0.45	0.20	0.16	0.11	14.90	3.1	5
ZZ45871		0.31	0.001	1.88	1.08	63.4	<0.2	<10	120	1.49	0.66	0.20	0.17	38.9	5.6	15
ZZ45872		0.32	0.003	1.71	1.05	60.1	<0.2	<10	60	3.72	1.09	0.19	0.15	48.9	5.3	14
ZZ45873		0.31	<0.001	1.80	0.90	118.0	<0.2	<10	40	7.69	1.25	0.36	0.33	82.1	8.0	8
ZZ45874		0.32	0.017	22.9	0.84	55.7	<0.2	<10	50	2.91	1.08	0.20	0.18	62.3	5.4	13
ZZ45875		0.22	0.001	0.42	1.12	19.2	<0.2	<10	90	1.53	0.66	0.21	0.08	32.5	4.4	14
ZZ45876		0.30	0.001	0.37	0.89	35.2	<0.2	<10	50	2.72	1.14	0.39	0.44	78.0	5.0	8
ZZ45877		0.28	0.001	0.42	0.85	39.3	<0.2	<10	50	2.82	1.14	0.36	0.66	82.2	5.4	8
ZZ45878		0.27	<0.001	0.10	0.40	0.6	<0.2	<10	20	0.15	0.05	0.08	0.10	4.21	0.9	2
ZZ45879		0.23	0.002	0.45	0.97	58.0	<0.2	<10	80	1.73	0.64	0.36	0.22	46.6	4.8	12
ZZ45880		0.27	0.001	1.30	1.29	38.5	<0.2	<10	110	1.70	0.81	0.21	0.13	51.9	5.3	15
ZZ45881		0.13	<0.001	0.47	0.89	25.6	<0.2	<10	60	1.39	0.91	0.13	0.15	34.9	3.6	7
ZZ45882		0.28	0.001	1.76	0.75	34.9	<0.2	<10	40	0.75	0.97	0.14	0.32	26.6	3.2	10
ZZ45883		0.37	<0.001	0.40	0.83	32.0	<0.2	<10	40	2.19	0.97	0.29	0.54	72.0	4.6	8
ZZ45884		0.35	0.002	1.06	1.14	129.5	<0.2	<10	70	1.43	1.13	0.08	0.17	35.8	6.2	11
ZZ45885		0.19	0.002	0.18	1.30	18.3	<0.2	<10	70	1.00	0.36	0.14	0.22	28.8	6.3	18
ZZ45886		0.22	0.003	0.24	0.20	1.9	<0.2	<10	10	0.09	0.05	0.05	0.07	2.77	1.3	2
ZZ45887		0.25	0.001	0.46	0.83	33.2	<0.2	<10	50	1.93	0.57	0.16	0.04	42.0	3.1	5
ZZ45888		0.48	<0.001	0.26	1.13	20.0	<0.2	<10	40	3.81	1.17	0.39	0.10	52.9	5.2	5
ZZ45889		0.46	0.001	0.57	0.83	106.5	<0.2	<10	30	2.00	1.00	0.21	0.09	60.2	3.8	3
CC44749		0.31	<0.001	0.35	0.36	7.7	<0.2	<10	10	3.29	1.46	0.26	0.12	67.3	3.3	2
CC44750		0.36	0.007	3.15	0.75	62.4	<0.2	<10	60	3.93	1.25	0.25	0.36	73.1	13.4	12
CC86874		0.20	0.003	0.91	0.83	79.2	<0.2	<10	70	1.04	0.59	0.12	0.11	36.8	4.3	15
CC86875		0.26	0.005	0.96	1.25	18.5	<0.2	<10	130	0.96	0.53	0.18	0.13	54.5	6.4	23
CC86876		0.29	0.003	0.23	1.10	9.8	<0.2	<10	110	0.78	0.37	0.19	0.18	42.8	5.9	19
CC86877		0.27	0.004	3.30	0.83	33.3	<0.2	<10	90	1.22	0.84	0.27	0.44	59.8	6.5	15
CC86878		0.30	0.003	0.73	0.95	31.3	<0.2	<10	160	2.23	1.11	0.30	0.78	84.2	6.6	16
CC86879		0.33	0.004	11.05	0.53	166.0	<0.2	<10	20	0.29	26.3	<0.01	0.19	42.3	0.2	3
ZZ45927		0.35	0.001	0.78	1.34	57.2	<0.2	<10	80	2.34	1.38	0.35	0.12	66.1	7.2	11
ZZ45928		0.34	0.206	17.80	1.32	230	<0.2	<10	100	2.21	1.15	0.20	0.14	38.5	13.8	18
ZZ45929		0.31	0.004	0.31	1.19	28.3	<0.2	<10	90	1.51	0.91	0.23	0.20	44.4	8.8	17
ZZ45930		0.47	0.001	0.53	0.80	69.5	<0.2	<10	50	2.86	1.49	0.35	0.10	73.6	5.6	4
ZZ45931		0.35	0.001	1.42	0.82	74.8	<0.2	<10	60	2.14	0.86	0.33	0.10	58.8	6.8	7
ZZ45932		0.44	0.004	1.96	1.09	119.0	<0.2	<10	90	3.35	1.12	0.29	0.15	65.9	13.1	13
ZZ45933		0.27	0.002	1.20	0.86	118.0	<0.2	<10	60	3.76	1.18	0.38	0.22	116.0	7.2	6
ZZ45934		0.41	0.008	2.98	0.82	215	<0.2	<10	50	3.00	2.04	0.31	0.22	60.9	8.2	7

***** See Appendix Page for comments regarding this certificate *****

ALS Canada Ltd.
2103 Dollarton Hwy
North Vancouver BC V7H 0A7
Phone: 604 984 0221 Fax: 604 984 0218 www.alsglobal.com

To: **SILVER RANGE RESOURCES LTD.**
C/O ARCHER, CATHRO & ASSOCIATES (1981) LIMITED
1016-510 W HASTINGS ST
VANCOUVER BC V6B 1L8

Finalized Date: 10-AUG-2012
Account: RANSIL

Project: Keg-Group 5

CERTIFICATE OF ANALYSIS WH12177492

Sample Description	Method	ME-MS41	ME-MS41	ME-MS41	ME-MS41	ME-MS41	ME-MS41	ME-MS41	ME-MS41	ME-MS41	ME-MS41	ME-MS41	ME-MS41	ME-MS41	ME-MS41	ME-MS41
	Analyte	Cs	Cu	Fe	Ga	Ge	Hf	Hg	In	K	La	Li	Mg	Mn	Mo	Na
	Units	ppm	ppm	%	ppm	ppm	ppm	ppm	ppm	%	ppm	ppm	%	ppm	ppm	%
	LOR	0.05	0.2	0.01	0.05	0.05	0.02	0.01	0.005	0.01	0.2	0.1	0.01	5	0.05	0.01
ZZ45866		4.45	14.1	2.32	5.97	0.07	<0.02	0.05	0.026	0.06	15.7	20.1	0.32	857	1.17	0.01
ZZ45867		4.89	17.6	2.38	5.96	0.06	<0.02	0.07	0.028	0.07	20.5	23.9	0.35	626	1.22	0.01
ZZ45868		2.17	11.9	1.86	4.12	0.08	0.02	0.02	0.031	0.07	17.4	20.1	0.35	278	0.70	0.01
ZZ45869		3.22	13.2	1.99	5.92	0.06	<0.02	0.04	0.023	0.08	16.8	27.0	0.38	232	0.88	0.01
ZZ45870		2.57	13.1	1.02	2.32	<0.05	<0.02	0.05	0.008	0.04	6.9	4.4	0.08	201	0.35	0.03
ZZ45871		10.95	14.8	1.86	4.00	0.07	<0.02	0.07	0.024	0.08	20.2	12.4	0.21	910	0.94	0.01
ZZ45872		23.7	13.6	2.28	4.12	0.09	<0.02	0.10	0.027	0.09	28.3	16.0	0.23	1090	1.09	0.01
ZZ45873		36.6	14.3	2.90	4.09	0.11	<0.02	0.08	0.030	0.12	45.7	26.8	0.18	2170	0.80	0.01
ZZ45874		17.50	16.1	2.13	3.82	0.08	<0.02	0.06	0.027	0.12	29.1	18.9	0.26	1620	0.51	0.01
ZZ45875		14.55	15.0	1.70	4.65	0.05	<0.02	0.02	0.018	0.06	17.9	14.7	0.22	374	0.87	0.02
ZZ45876		14.10	10.7	2.03	4.12	0.09	<0.02	0.02	0.027	0.10	38.1	19.7	0.27	691	0.52	0.01
ZZ45877		15.10	16.5	2.07	4.05	0.08	0.02	0.01	0.032	0.11	39.1	18.5	0.25	767	0.56	0.01
ZZ45878		0.66	4.7	0.41	1.88	<0.05	0.02	<0.01	0.005	0.02	2.0	0.5	0.02	25	0.15	0.03
ZZ45879		14.85	12.4	1.69	3.99	0.09	<0.02	0.03	0.023	0.07	26.5	15.6	0.23	639	0.92	0.02
ZZ45880		12.55	15.5	1.79	4.82	0.09	<0.02	0.06	0.022	0.08	38.4	16.5	0.26	435	0.96	0.02
ZZ45881		10.75	11.8	1.54	3.77	0.05	<0.02	0.02	0.026	0.06	20.0	11.6	0.15	333	0.66	0.02
ZZ45882		7.70	9.8	1.41	3.98	0.06	<0.02	0.07	0.018	0.06	12.6	10.8	0.16	255	0.73	0.02
ZZ45883		12.85	9.8	1.94	4.19	0.09	<0.02	0.01	0.027	0.09	28.8	18.4	0.24	537	0.49	0.01
ZZ45884		25.2	10.3	2.79	4.68	0.05	<0.02	0.05	0.033	0.09	17.5	15.7	0.24	1310	1.06	0.01
ZZ45885		4.02	16.7	1.92	4.55	<0.05	<0.02	0.04	0.025	0.06	13.7	16.3	0.33	355	0.87	0.01
ZZ45886		1.72	2.9	0.56	1.27	<0.05	<0.02	0.08	0.009	0.02	1.3	0.1	0.02	66	0.22	0.02
ZZ45887		15.45	12.0	1.38	3.58	<0.05	0.02	0.04	0.019	0.06	22.4	10.6	0.12	421	0.36	0.01
ZZ45888		21.7	12.8	2.28	5.22	0.06	<0.02	0.04	0.028	0.09	25.2	24.3	0.24	974	0.78	<0.01
ZZ45889		19.65	11.0	2.29	4.84	0.06	<0.02	0.09	0.031	0.15	29.5	13.9	0.17	1180	0.67	<0.01
CC44749		23.0	3.9	1.60	1.36	0.07	0.03	0.02	0.018	0.10	32.8	1.7	0.02	2710	0.20	<0.01
CC44750		30.6	24.4	3.49	3.38	0.10	<0.02	0.04	0.034	0.11	34.0	15.0	0.21	3160	0.79	<0.01
CC86874		5.13	14.8	1.68	3.27	<0.05	<0.02	0.06	0.021	0.06	17.4	12.2	0.25	263	0.88	<0.01
CC86875		2.64	26.3	2.02	4.64	0.06	<0.02	0.05	0.027	0.06	27.2	16.3	0.35	426	1.11	<0.01
CC86876		1.73	14.3	1.85	4.18	<0.05	<0.02	0.04	0.023	0.05	20.9	16.3	0.34	329	0.93	<0.01
CC86877		7.04	38.7	1.85	3.70	0.09	0.08	0.03	0.023	0.07	32.3	15.5	0.27	1040	1.02	<0.01
CC86878		10.30	24.0	2.16	3.81	0.09	<0.02	0.04	0.034	0.08	40.9	15.0	0.29	933	0.96	<0.01
CC86879		5.65	164.5	7.44	6.43	<0.05	0.04	0.17	33.3	0.32	22.7	6.5	0.02	33	3.67	<0.01
ZZ45927		14.45	9.0	2.51	7.36	0.07	<0.02	0.04	0.096	0.34	29.1	78.7	0.39	1320	0.70	0.01
ZZ45928		14.15	32.4	4.00	5.22	0.05	<0.02	0.07	0.045	0.34	20.0	40.1	0.30	1580	0.74	0.01
ZZ45929		7.89	12.9	2.60	5.30	<0.05	<0.02	0.06	0.030	0.11	18.1	41.2	0.34	682	1.17	<0.01
ZZ45930		12.50	8.3	2.21	4.06	0.06	<0.02	0.02	0.024	0.17	29.1	28.1	0.17	1240	0.53	0.01
ZZ45931		10.55	10.1	2.40	4.00	0.07	<0.02	0.02	0.027	0.18	27.7	30.6	0.20	895	0.63	0.01
ZZ45932		19.45	23.8	3.24	4.74	0.08	0.02	0.01	0.035	0.27	31.1	37.5	0.29	1900	0.67	0.01
ZZ45933		14.80	10.9	2.37	3.36	0.10	<0.02	0.04	0.030	0.15	47.3	22.4	0.14	1420	0.57	0.01
ZZ45934		14.35	34.2	2.84	3.64	0.08	0.02	0.03	0.036	0.24	27.2	26.6	0.20	1300	1.00	0.01

***** See Appendix Page for comments regarding this certificate *****

ALS Canada Ltd.
2103 Dollarton Hwy
North Vancouver BC V7H 0A7
Phone: 604 984 0221 Fax: 604 984 0218 www.alsglobal.com

To: **SILVER RANGE RESOURCES LTD.**
C/O ARCHER, CATHRO & ASSOCIATES (1981) LIMITED
1016-510 W HASTINGS ST
VANCOUVER BC V6B 1L8

Finalized Date: 10-AUG-2012
Account: RANSIL

Project: Keg-Group 5

CERTIFICATE OF ANALYSIS WH12177492

Sample Description	Method	ME-MS41	ME-MS41	ME-MS41	ME-MS41	ME-MS41	ME-MS41	ME-MS41	ME-MS41	ME-MS41	ME-MS41	ME-MS41	ME-MS41	ME-MS41	ME-MS41	ME-MS41
	Analyte	Nb	Ni	P	Pb	Rb	Re	S	Sb	Sc	Se	Sn	Sr	Ta	Te	Th
	Units	ppm	ppm	ppm	ppm	ppm	ppm	%	ppm	ppm	ppm	ppm	ppm	ppm	ppm	ppm
	LOR	0.05	0.2	10	0.2	0.1	0.001	0.01	0.05	0.1	0.2	0.2	0.2	0.01	0.01	0.2
ZZ45866		0.45	14.2	860	34.5	16.5	<0.001	0.06	1.81	1.1	0.7	0.8	10.9	<0.01	0.03	0.4
ZZ45867		0.63	16.2	1070	32.0	18.2	<0.001	0.08	2.22	1.6	0.7	0.9	13.1	<0.01	0.04	0.9
ZZ45868		0.96	15.3	760	24.7	12.7	0.001	0.01	1.03	1.9	0.4	0.7	10.0	<0.01	0.01	5.0
ZZ45869		0.71	14.9	660	20.3	18.4	0.001	0.03	1.07	1.5	0.5	0.9	13.6	<0.01	0.02	1.3
ZZ45870		0.30	4.2	830	9.9	7.5	0.001	0.03	0.63	0.5	0.2	0.3	12.3	<0.01	0.02	0.4
ZZ45871		0.44	9.8	900	41.9	23.0	0.001	0.05	2.90	1.5	0.8	0.5	15.6	<0.01	<0.01	1.8
ZZ45872		0.36	11.7	990	62.2	23.1	0.001	0.05	7.08	1.6	1.0	0.7	18.2	<0.01	0.04	2.2
ZZ45873		0.26	8.9	1100	99.8	24.2	0.001	0.05	6.90	1.9	1.0	0.7	20.9	<0.01	0.01	9.0
ZZ45874		0.36	8.0	790	120.0	25.4	0.001	0.06	7.84	1.5	0.7	0.7	11.9	<0.01	0.01	5.1
ZZ45875		0.47	8.0	710	34.9	16.1	<0.001	0.04	0.89	0.9	0.4	0.6	18.2	<0.01	0.02	0.5
ZZ45876		0.32	5.7	890	57.3	18.3	0.001	0.03	1.83	1.4	0.7	0.6	15.4	<0.01	<0.01	9.9
ZZ45877		0.32	6.8	870	62.4	18.4	<0.001	0.02	2.08	1.5	0.7	0.6	15.0	<0.01	0.02	9.1
ZZ45878		0.32	1.1	380	3.4	1.4	0.001	0.02	0.10	0.2	0.3	<0.2	8.3	<0.01	<0.01	<0.2
ZZ45879		0.53	9.7	870	38.3	15.3	0.001	0.03	1.08	1.6	1.0	0.5	21.3	<0.01	0.02	2.7
ZZ45880		0.67	10.6	820	40.4	17.4	<0.001	0.04	0.87	1.8	1.0	0.6	17.7	<0.01	0.01	1.8
ZZ45881		0.40	5.0	690	44.1	16.6	<0.001	0.03	1.52	0.8	0.5	0.5	11.7	<0.01	0.01	1.8
ZZ45882		0.62	6.7	660	41.7	12.3	0.001	0.03	1.42	0.9	0.4	0.5	10.1	<0.01	0.03	1.6
ZZ45883		0.34	5.7	920	44.2	17.9	0.002	0.02	1.70	1.3	0.6	0.6	12.5	<0.01	0.01	7.7
ZZ45884		0.33	6.0	880	85.0	25.9	0.001	0.06	7.85	1.6	0.4	0.9	11.4	<0.01	0.03	1.8
ZZ45885		0.95	13.7	750	26.0	11.6	0.001	0.04	0.85	1.5	0.4	0.5	9.5	<0.01	0.04	1.6
ZZ45886		0.16	1.4	350	3.6	3.0	<0.001	0.04	0.13	0.1	<0.2	<0.2	8.4	<0.01	<0.01	<0.2
ZZ45887		0.28	4.2	630	33.3	16.4	<0.001	0.03	3.86	0.7	0.5	0.4	14.8	<0.01	0.01	1.7
ZZ45888		0.35	5.9	1170	38.9	27.1	<0.001	0.02	2.03	1.3	0.6	0.9	17.6	<0.01	<0.01	3.7
ZZ45889		0.27	3.7	1000	40.6	31.6	<0.001	0.15	5.50	0.7	0.3	0.9	13.8	<0.01	0.02	2.3
CC44749		<0.05	2.7	720	108.5	27.9	<0.001	0.01	0.75	0.8	0.8	0.7	13.6	<0.01	<0.01	14.4
CC44750		0.39	26.1	670	164.0	22.3	<0.001	0.03	10.50	4.0	0.5	0.8	15.2	<0.01	0.03	8.5
CC86874		0.51	13.7	540	42.2	13.0	<0.001	0.03	4.57	1.2	0.4	0.4	12.4	<0.01	0.04	1.4
CC86875		0.86	20.0	630	52.9	14.0	<0.001	0.02	4.18	3.0	0.7	0.6	14.2	<0.01	0.03	3.6
CC86876		0.76	17.1	660	23.0	11.1	<0.001	0.02	1.65	2.2	0.3	0.5	12.9	<0.01	0.01	2.8
CC86877		0.61	14.6	910	115.5	14.0	<0.001	0.01	16.50	3.1	0.6	0.9	18.1	<0.01	0.03	9.8
CC86878		0.67	16.5	1030	114.5	13.7	<0.001	0.02	22.1	3.1	0.7	0.6	18.6	<0.01	0.04	9.6
CC86879		0.23	1.0	520	797	65.6	<0.001	0.69	21.2	1.0	0.7	150.5	5.8	<0.01	0.10	11.0
ZZ45927		1.32	10.7	850	38.1	64.7	<0.001	0.04	4.94	2.2	0.4	3.3	20.7	<0.01	0.02	4.7
ZZ45928		1.02	25.1	700	95.0	52.2	<0.001	0.19	16.20	3.1	0.5	1.5	38.5	<0.01	0.01	2.4
ZZ45929		1.10	17.7	820	39.2	25.9	0.001	0.04	4.58	1.8	0.2	1.4	14.8	<0.01	0.04	1.9
ZZ45930		0.73	5.8	1010	48.6	35.7	<0.001	0.06	4.39	1.2	0.5	1.4	22.0	<0.01	0.02	8.1
ZZ45931		0.78	9.1	920	42.1	37.0	<0.001	0.08	7.33	2.0	0.7	1.2	25.5	<0.01	0.01	7.9
ZZ45932		0.92	21.7	850	66.2	44.2	<0.001	0.06	8.18	3.4	0.6	1.2	24.3	<0.01	0.01	10.0
ZZ45933		0.47	10.0	960	53.5	29.0	<0.001	0.06	10.15	1.1	0.8	0.8	36.2	<0.01	0.02	7.7
ZZ45934		0.71	10.8	780	112.0	41.1	<0.001	0.16	13.25	2.3	0.7	1.1	74.0	<0.01	0.02	13.1

***** See Appendix Page for comments regarding this certificate *****

ALS Canada Ltd.
2103 Dollarton Hwy
North Vancouver BC V7H 0A7
Phone: 604 984 0221 Fax: 604 984 0218 www.alsglobal.com

To: **SILVER RANGE RESOURCES LTD.**
C/O ARCHER, CATHRO & ASSOCIATES (1981) LIMITED
1016-510 W HASTINGS ST
VANCOUVER BC V6B 1L8

Finalized Date: 10-AUG-2012
Account: RANSIL

Project: Keg-Group 5

CERTIFICATE OF ANALYSIS WH12177492

Sample Description	Method	ME-MS41	ME-MS41	ME-MS41	ME-MS41	ME-MS41	ME-MS41	ME-MS41	ME-MS41
	Analyte	Ti	Tl	U	V	W	Y	Zn	Zr
	Units	%	ppm	ppm	ppm	ppm	ppm	ppm	ppm
	LOR	0.005	0.02	0.05	1	0.05	0.05	2	0.5
ZZ45866		0.030	0.25	3.91	41	0.32	4.60	66	<0.5
ZZ45867		0.030	0.23	4.93	36	0.39	5.82	81	<0.5
ZZ45868		0.045	0.14	1.97	30	0.37	5.59	76	0.5
ZZ45869		0.040	0.19	2.68	33	0.32	3.93	76	<0.5
ZZ45870		0.031	0.08	1.95	25	0.19	2.26	29	<0.5
ZZ45871		0.018	0.31	7.11	28	1.06	5.68	83	<0.5
ZZ45872		0.014	0.27	12.90	24	0.61	10.05	126	<0.5
ZZ45873		0.010	0.51	22.0	12	0.26	19.05	279	0.5
ZZ45874		0.013	0.45	8.95	17	0.44	9.02	122	<0.5
ZZ45875		0.024	0.19	5.59	30	0.25	4.10	55	<0.5
ZZ45876		0.012	0.24	8.38	16	0.24	11.15	120	0.8
ZZ45877		0.012	0.24	9.44	15	0.22	12.00	132	0.5
ZZ45878		0.023	0.02	0.70	11	<0.05	0.66	7	0.5
ZZ45879		0.022	0.27	7.99	25	0.33	8.67	83	<0.5
ZZ45880		0.027	0.19	12.40	29	0.30	9.69	69	<0.5
ZZ45881		0.013	0.23	4.98	18	0.23	4.29	68	0.5
ZZ45882		0.024	0.13	2.50	21	0.25	2.81	64	<0.5
ZZ45883		0.012	0.20	6.41	17	0.23	9.64	100	<0.5
ZZ45884		0.010	0.60	4.59	30	0.55	3.92	110	<0.5
ZZ45885		0.041	0.17	2.85	33	0.30	3.79	71	0.5
ZZ45886		0.021	0.04	0.52	17	0.05	0.45	12	<0.5
ZZ45887		0.013	0.18	5.82	18	0.39	5.82	56	<0.5
ZZ45888		0.008	0.21	21.5	17	0.32	13.60	94	0.6
ZZ45889		0.006	0.73	14.75	10	0.36	10.90	125	<0.5
CC44749		<0.005	0.69	10.70	1	0.07	12.10	161	2.3
CC44750		0.015	0.57	10.45	19	0.55	16.35	219	<0.5
CC86874		0.027	0.17	2.94	26	0.24	5.53	61	<0.5
CC86875		0.046	0.18	2.29	38	0.36	8.83	78	0.5
CC86876		0.044	0.14	1.42	35	0.25	7.38	65	<0.5
CC86877		0.042	0.23	7.61	27	0.35	12.75	167	4.5
CC86878		0.032	0.19	9.72	28	0.41	13.20	211	0.8
CC86879		<0.005	9.41	1.76	5	1.33	1.87	179	1.9
ZZ45927		0.051	0.74	6.37	23	0.50	11.00	101	0.7
ZZ45928		0.033	0.74	6.94	23	0.23	6.39	153	<0.5
ZZ45929		0.037	0.37	4.97	31	0.42	7.17	110	<0.5
ZZ45930		0.017	0.64	10.30	10	0.34	11.35	100	0.7
ZZ45931		0.027	0.47	10.40	16	0.20	11.50	96	0.9
ZZ45932		0.038	0.63	12.10	19	0.24	13.30	121	1.3
ZZ45933		0.007	0.45	14.55	9	0.19	13.35	120	0.5
ZZ45934		0.017	0.85	14.95	11	0.32	10.95	118	1.4

***** See Appendix Page for comments regarding this certificate *****

ALS Canada Ltd.
2103 Dollarton Hwy
North Vancouver BC V7H 0A7
Phone: 604 984 0221 Fax: 604 984 0218 www.alsglobal.com

To: **SILVER RANGE RESOURCES LTD.**
C/O ARCHER, CATHRO & ASSOCIATES (1981) LIMITED
1016-510 W HASTINGS ST
VANCOUVER BC V6B 1L8

Finalized Date: 10-AUG-2012
Account: RANSIL

Project: Keg-Group 5

CERTIFICATE OF ANALYSIS WH12177492

Sample Description	Method	WEI-21	Au-ICP21	ME-MS41	ME-MS41	ME-MS41	ME-MS41	ME-MS41	ME-MS41	ME-MS41	ME-MS41	ME-MS41	ME-MS41	ME-MS41	ME-MS41	ME-MS41
	Analyte	Recvd Wt.	Au	Ag	Al	As	Au	B	Ba	Be	Bi	Ca	Cd	Ce	Co	Cr
	Units	kg	ppm	ppm	%	ppm	ppm	ppm	ppm	ppm	ppm	%	ppm	ppm	ppm	ppm
	LOR	0.02	0.001	0.01	0.01	0.1	0.2	10	10	0.05	0.01	0.01	0.01	0.02	0.1	1
ZZ45935		0.27	0.008	1.47	0.73	270	<0.2	<10	40	3.60	1.26	0.42	0.16	54.9	4.7	3
ZZ45936		0.33	<0.001	0.41	1.10	42.1	<0.2	<10	40	3.16	0.98	0.30	0.11	59.9	5.6	8
ZZ45937		0.42	0.003	1.41	0.86	55.6	<0.2	<10	40	2.58	1.03	0.10	0.07	36.6	3.1	4
ZZ45938		0.27	0.001	0.97	0.99	136.0	<0.2	<10	80	1.91	0.72	0.05	0.05	35.1	3.8	8
ZZ45939		0.30	0.004	0.48	1.21	62.9	<0.2	<10	50	3.35	1.22	0.24	0.08	56.2	5.5	8
ZZ45940		0.25	0.001	0.83	0.96	31.2	<0.2	<10	60	1.62	0.91	0.14	0.08	41.8	4.4	8
ZZ45941		0.32	0.008	5.39	0.77	204	<0.2	<10	90	1.83	1.05	0.06	0.15	36.2	5.8	7
ZZ45942		0.27	<0.001	0.43	0.43	18.3	<0.2	<10	40	4.58	1.06	0.15	0.07	55.5	5.1	3
ZZ45943		0.29	<0.001	0.35	0.98	11.4	<0.2	<10	50	4.52	1.12	0.39	0.09	58.8	6.4	8
ZZ45944		0.31	0.007	0.84	0.84	243	<0.2	<10	40	3.03	1.08	0.32	0.06	51.5	5.0	5
ZZ45945		0.30	<0.001	0.26	1.16	27.7	<0.2	<10	60	3.74	1.07	0.34	0.09	66.9	5.7	9
ZZ45946		0.27	<0.001	0.37	0.64	95.4	<0.2	<10	60	3.78	0.97	0.27	0.09	57.4	6.1	6
ZZ45947		0.32	0.017	1.76	0.77	158.5	<0.2	<10	60	3.41	1.02	0.34	0.19	52.1	7.0	7
ZZ45948		0.47	0.001	0.47	2.40	30.5	<0.2	<10	210	2.28	0.85	0.27	0.16	34.9	19.3	42
ZZ45949		0.29	<0.001	1.15	0.71	47.6	<0.2	<10	90	2.39	1.22	0.25	0.23	56.8	5.4	7
ZZ45950		0.30	0.003	0.71	0.88	67.8	<0.2	<10	70	3.21	1.43	0.25	0.12	54.2	4.9	8
ZZ45951		0.30	<0.001	10.90	0.39	79.2	<0.2	<10	20	3.59	43.9	0.31	2.12	51.9	3.9	2
ZZ45952		0.30	0.001	0.30	0.80	34.8	<0.2	<10	70	2.98	0.99	0.27	0.21	53.1	7.3	5
ZZ45953		0.30	0.001	0.76	0.73	39.2	<0.2	<10	70	4.09	1.95	0.33	0.55	112.0	8.5	5
ZZ45954		0.39	0.003	1.20	0.59	62.0	<0.2	<10	50	3.63	1.61	0.34	1.08	69.2	6.5	4
ZZ45955		0.30	0.002	0.35	0.69	47.6	<0.2	<10	80	2.44	0.90	0.24	0.11	55.9	5.4	7
ZZ45956		0.38	0.003	0.36	0.82	62.1	<0.2	<10	80	2.19	0.97	0.27	0.20	53.5	3.7	7
ZZ45957		0.43	0.020	2.76	1.30	115.0	<0.2	<10	100	2.51	2.10	0.26	0.61	37.4	15.5	19
ZZ45958		0.38	0.007	2.59	0.83	328	<0.2	<10	60	2.63	1.83	0.29	0.15	40.8	6.2	7
ZZ45959		0.40	0.001	0.53	0.32	144.0	<0.2	<10	30	1.55	1.27	0.13	0.03	49.4	0.8	1

***** See Appendix Page for comments regarding this certificate *****

ALS Canada Ltd.
2103 Dollarton Hwy
North Vancouver BC V7H 0A7
Phone: 604 984 0221 Fax: 604 984 0218 www.alsglobal.com

To: **SILVER RANGE RESOURCES LTD.**
C/O ARCHER, CATHRO & ASSOCIATES (1981) LIMITED
1016-510 W HASTINGS ST
VANCOUVER BC V6B 1L8

Finalized Date: 10-AUG-2012
Account: RANSIL

Project: Keg-Group 5

CERTIFICATE OF ANALYSIS WH12177492

Sample Description	Method	ME-MS41	ME-MS41	ME-MS41	ME-MS41	ME-MS41	ME-MS41	ME-MS41	ME-MS41	ME-MS41	ME-MS41	ME-MS41	ME-MS41	ME-MS41	ME-MS41	ME-MS41
	Analyte	Cs	Cu	Fe	Ga	Ge	Hf	Hg	In	K	La	Li	Mg	Mn	Mo	Na
	Units	ppm	ppm	%	ppm	ppm	ppm	ppm	ppm	%	ppm	ppm	%	ppm	ppm	%
	LOR	0.05	0.2	0.01	0.05	0.05	0.02	0.01	0.005	0.01	0.2	0.1	0.01	5	0.05	0.01
ZZ45935		15.90	19.0	2.47	3.05	0.06	0.02	0.04	0.036	0.18	27.7	20.8	0.13	1160	0.61	<0.01
ZZ45936		12.85	9.3	2.43	5.66	0.07	0.02	0.02	0.034	0.18	27.8	33.9	0.25	1880	0.58	<0.01
ZZ45937		14.45	8.6	1.82	3.48	<0.05	0.02	0.06	0.027	0.17	17.4	13.6	0.07	875	0.65	<0.01
ZZ45938		11.70	8.7	2.35	3.95	<0.05	<0.02	0.05	0.028	0.17	16.6	11.5	0.10	311	0.90	<0.01
ZZ45939		12.70	8.1	2.31	5.48	0.05	<0.02	0.02	0.032	0.27	26.6	49.8	0.25	1160	0.44	<0.01
ZZ45940		9.17	7.4	2.22	4.50	<0.05	<0.02	0.02	0.027	0.10	18.3	13.1	0.13	727	0.76	<0.01
ZZ45941		11.75	16.2	2.47	4.23	0.05	<0.02	0.07	0.029	0.15	16.9	10.7	0.09	1980	1.55	0.01
ZZ45942		13.60	5.3	2.06	1.56	0.05	<0.02	0.01	0.022	0.12	24.5	3.2	0.04	1360	0.36	<0.01
ZZ45943		15.65	15.1	2.53	5.16	0.07	<0.02	0.02	0.027	0.24	26.3	39.3	0.22	1340	0.46	0.01
ZZ45944		13.40	10.3	2.54	4.00	0.06	0.03	0.05	0.022	0.16	22.8	23.1	0.17	849	0.46	0.01
ZZ45945		15.05	7.5	2.76	5.43	0.07	<0.02	0.04	0.034	0.19	31.3	40.5	0.23	944	0.40	0.01
ZZ45946		11.80	18.9	2.80	2.85	0.07	0.02	0.03	0.026	0.18	26.4	18.1	0.13	1300	0.62	0.01
ZZ45947		19.40	14.1	2.52	3.77	0.07	<0.02	<0.01	0.026	0.28	23.4	30.5	0.20	3480	0.56	0.01
ZZ45948		17.25	29.6	5.02	9.16	0.08	<0.02	0.02	0.048	0.55	17.1	70.5	0.72	956	0.84	0.01
ZZ45949		12.45	12.7	2.08	3.21	0.07	<0.02	0.03	0.018	0.14	29.9	29.1	0.16	1400	0.48	0.01
ZZ45950		18.10	11.4	2.34	3.71	0.06	<0.02	0.03	0.024	0.13	28.1	27.0	0.17	1440	0.67	0.01
ZZ45951		14.85	24.9	2.52	1.34	0.11	0.13	0.02	0.172	0.15	27.4	7.3	0.04	1140	0.30	0.01
ZZ45952		15.80	10.3	2.88	3.33	0.13	0.03	0.02	0.022	0.16	25.0	24.9	0.21	2380	0.76	0.02
ZZ45953		18.40	11.1	2.91	3.80	0.17	0.05	0.05	0.026	0.10	55.6	21.6	0.18	2030	0.51	0.01
ZZ45954		22.8	9.1	3.02	2.37	0.08	0.04	0.06	0.035	0.17	35.9	15.8	0.14	1760	0.47	0.01
ZZ45955		10.95	11.7	2.37	2.85	0.11	0.03	0.03	0.017	0.15	28.9	19.2	0.16	919	0.50	0.01
ZZ45956		8.63	6.2	1.87	3.10	0.08	0.03	0.05	0.019	0.14	26.5	18.2	0.16	682	0.45	0.01
ZZ45957		9.85	27.8	4.07	4.67	0.13	0.04	0.03	0.031	0.25	18.2	38.6	0.40	1740	0.82	0.01
ZZ45958		16.85	15.2	2.52	3.84	0.10	0.02	0.03	0.028	0.31	20.0	30.3	0.23	809	0.69	0.02
ZZ45959		29.9	2.1	1.56	1.29	0.10	0.03	0.02	0.034	0.23	21.7	5.7	0.03	84	0.51	0.01

***** See Appendix Page for comments regarding this certificate *****

ALS Canada Ltd.
2103 Dollarton Hwy
North Vancouver BC V7H 0A7
Phone: 604 984 0221 Fax: 604 984 0218 www.alsglobal.com

To: **SILVER RANGE RESOURCES LTD.**
C/O ARCHER, CATHRO & ASSOCIATES (1981) LIMITED
1016- 510 W HASTINGS ST
VANCOUVER BC V6B 1L8

Finalized Date: 10- AUG- 2012
Account: RANSIL

Project: Keg- Group 5

CERTIFICATE OF ANALYSIS WH12177492

Sample Description	Method	ME-MS41	ME-MS41	ME-MS41	ME-MS41	ME-MS41	ME-MS41	ME-MS41	ME-MS41	ME-MS41	ME-MS41	ME-MS41	ME-MS41	ME-MS41	ME-MS41	ME-MS41
	Analyte	Nb	Ni	P	Pb	Rb	Re	S	Sb	Sc	Se	Sn	Sr	Ta	Te	Th
	Units	ppm	ppm	ppm	ppm	ppm	ppm	%	ppm	ppm	ppm	ppm	ppm	ppm	ppm	ppm
	LOR	0.05	0.2	10	0.2	0.1	0.001	0.01	0.05	0.1	0.2	0.2	0.2	0.01	0.01	0.2
ZZ45935		0.53	4.9	850	69.9	39.8	<0.001	0.14	10.10	1.6	0.2	0.9	36.0	<0.01	0.02	7.6
ZZ45936		0.86	8.6	540	42.6	43.7	<0.001	0.04	3.56	1.9	0.5	1.3	19.1	<0.01	0.01	4.2
ZZ45937		0.65	4.8	900	37.1	41.1	<0.001	0.14	5.54	1.1	0.5	1.2	11.2	<0.01	0.02	2.1
ZZ45938		0.69	6.4	660	33.2	39.7	<0.001	0.16	3.09	0.7	0.4	0.9	15.7	<0.01	0.02	1.2
ZZ45939		1.33	6.4	660	39.7	52.7	<0.001	0.06	5.05	1.8	0.3	2.0	19.4	<0.01	<0.01	8.5
ZZ45940		0.67	7.0	530	34.3	36.1	<0.001	0.05	5.63	0.7	0.4	1.1	12.6	<0.01	0.01	1.3
ZZ45941		0.41	6.8	610	58.6	48.5	<0.001	0.08	11.55	0.5	0.3	1.4	19.9	<0.01	0.02	0.4
ZZ45942		0.13	5.8	620	38.8	29.1	<0.001	0.03	2.71	0.8	0.2	0.5	6.5	<0.01	0.01	3.1
ZZ45943		1.19	8.3	840	44.0	49.7	<0.001	0.03	1.91	2.2	0.7	1.8	16.4	<0.01	0.02	5.8
ZZ45944		0.90	5.9	680	52.0	33.5	<0.001	0.10	8.47	1.5	0.3	1.0	40.3	<0.01	0.01	8.0
ZZ45945		1.38	7.9	770	43.9	44.1	<0.001	0.07	2.69	2.7	0.3	1.9	25.6	<0.01	0.03	6.1
ZZ45946		0.65	9.4	610	50.7	30.7	<0.001	0.09	3.56	2.3	0.3	1.1	20.7	<0.01	<0.01	8.9
ZZ45947		0.77	11.0	990	82.6	46.9	<0.001	0.11	10.35	2.5	0.6	1.4	14.1	<0.01	0.03	8.1
ZZ45948		2.60	41.2	680	33.8	70.1	<0.001	0.07	4.91	8.4	0.8	1.8	19.4	<0.01	0.02	3.2
ZZ45949		0.60	9.0	870	47.3	29.4	<0.001	0.04	4.36	1.7	0.5	0.9	15.9	<0.01	0.02	5.3
ZZ45950		0.61	8.9	950	47.5	31.7	<0.001	0.07	4.74	1.5	0.6	1.0	26.0	<0.01	0.02	3.4
ZZ45951		0.11	5.6	810	2360	18.3	<0.001	0.12	11.65	1.8	1.8	1.0	27.5	<0.01	0.16	16.4
ZZ45952		0.40	7.2	840	36.6	22.6	<0.001	0.15	4.10	2.4	0.5	0.8	27.3	<0.01	0.01	7.4
ZZ45953		0.33	8.1	770	180.5	19.5	<0.001	0.03	3.71	1.8	0.7	0.8	20.9	<0.01	0.02	7.1
ZZ45954		0.27	9.0	790	112.0	28.7	<0.001	0.17	7.24	1.5	0.5	0.8	28.0	<0.01	0.01	12.9
ZZ45955		0.52	8.6	740	30.5	22.5	<0.001	0.08	3.06	1.5	0.5	0.8	19.6	<0.01	0.01	4.9
ZZ45956		0.41	5.9	690	30.6	24.7	<0.001	0.11	3.52	1.1	0.4	1.0	27.4	<0.01	0.01	2.9
ZZ45957		0.80	26.7	700	123.0	27.8	<0.001	0.11	11.55	3.0	0.6	0.9	21.2	<0.01	0.02	5.6
ZZ45958		0.88	8.0	920	44.1	42.4	<0.001	0.23	13.00	1.9	0.5	1.7	25.6	<0.01	0.01	5.7
ZZ45959		0.09	0.9	900	38.7	33.9	<0.001	0.32	13.25	1.3	0.3	0.8	33.7	<0.01	<0.01	11.6

***** See Appendix Page for comments regarding this certificate *****

ALS Canada Ltd.
2103 Dollarton Hwy
North Vancouver BC V7H 0A7
Phone: 604 984 0221 Fax: 604 984 0218 www.alsglobal.com

To: **SILVER RANGE RESOURCES LTD.**
C/O ARCHER, CATHRO & ASSOCIATES (1981) LIMITED
1016-510 W HASTINGS ST
VANCOUVER BC V6B 1L8

Finalized Date: 10-AUG-2012
Account: RANSIL

Project: Keg-Group 5

CERTIFICATE OF ANALYSIS WH12177492

Sample Description	Method	ME-MS41	ME-MS41	ME-MS41	ME-MS41	ME-MS41	ME-MS41	ME-MS41	ME-MS41
	Analyte	Ti	Tl	U	V	W	Y	Zn	Zr
	Units	%	ppm	ppm	ppm	ppm	ppm	ppm	ppm
	LOR	0.005	0.02	0.05	1	0.05	0.05	2	0.5
ZZ45935		0.007	0.64	19.55	9	0.42	14.65	104	1.1
ZZ45936		0.017	0.59	10.95	18	0.37	8.23	109	0.6
ZZ45937		0.006	0.63	10.35	11	0.29	5.13	69	0.7
ZZ45938		0.010	0.63	6.57	20	0.37	4.03	69	<0.5
ZZ45939		0.025	0.86	7.16	13	0.27	7.76	85	<0.5
ZZ45940		0.013	0.63	3.86	16	0.25	5.03	71	<0.5
ZZ45941		0.015	0.91	6.35	20	0.70	5.33	94	<0.5
ZZ45942		<0.005	0.69	8.63	5	0.17	10.05	88	<0.5
ZZ45943		0.024	0.66	12.55	15	0.41	12.55	107	0.7
ZZ45944		0.015	0.58	11.50	9	0.19	9.72	86	0.9
ZZ45945		0.025	0.59	16.35	15	0.27	12.05	109	0.6
ZZ45946		0.012	0.67	11.55	13	0.57	11.40	82	0.5
ZZ45947		0.028	0.92	10.45	13	0.41	12.90	162	0.7
ZZ45948		0.120	0.60	5.13	48	0.29	8.58	126	0.6
ZZ45949		0.021	0.45	16.80	13	0.21	12.10	109	0.6
ZZ45950		0.015	0.44	22.9	17	0.27	12.55	103	0.5
ZZ45951		<0.005	0.63	17.85	3	0.31	15.20	513	7.6
ZZ45952		0.013	0.65	14.65	15	0.53	13.25	125	1.2
ZZ45953		0.010	0.35	19.75	11	0.37	18.60	197	1.7
ZZ45954		0.006	0.77	16.00	7	0.35	14.20	213	3.2
ZZ45955		0.016	0.41	11.95	14	0.21	11.45	93	0.9
ZZ45956		0.013	0.43	9.07	14	0.21	6.99	83	0.6
ZZ45957		0.027	0.47	9.25	21	0.22	9.99	198	1.0
ZZ45958		0.026	0.89	15.45	14	0.33	10.45	106	0.7
ZZ45959		<0.005	0.89	15.95	4	1.19	6.52	30	1.3

***** See Appendix Page for comments regarding this certificate *****

ALS Canada Ltd.
2103 Dollarton Hwy
North Vancouver BC V7H 0A7
Phone: 604 984 0221 Fax: 604 984 0218 www.alsglobal.com

To: **SILVER RANGE RESOURCES LTD.**
C/O ARCHER, CATHRO & ASSOCIATES (1981) LIMITED
1016-510 W HASTINGS ST
VANCOUVER BC V6B 1L8

Finalized Date: 10-AUG-2012
Account: RANSIL

Project: Keg-Group 5

CERTIFICATE OF ANALYSIS WH12177492

Method	CERTIFICATE COMMENTS
ALL METHODS	NSS is non-sufficient sample.
ME-MS41	Gold determinations by this method are semi-quantitative due to the small sample weight used (0.5g).

ALS Canada Ltd.

2103 Dollarton Hwy
North Vancouver BC V7H 0A7
Phone: 604 984 0221 Fax: 604 984 0218 www.alsglobal.com

To: **SILVER RANGE RESOURCES LTD.**
C/O ARCHER, CATHRO & ASSOCIATES (1981) LIMITED
1016-510 W HASTINGS ST
VANCOUVER BC V6B 1L8

Finalized Date: 20-AUG-2012
Account: RANSIL

CERTIFICATE WH12177493

Project: KEG (Group 7)

P.O. No.:

This report is for 16 Rock samples submitted to our lab in Whitehorse, YT, Canada on 31-JUL-2012.

The following have access to data associated with this certificate:

MATT DUMALA	JOAN MARIACHER	HEATHER SMITH

SAMPLE PREPARATION

ALS CODE	DESCRIPTION
WEI-21	Received Sample Weight
LOG-22	Sample login - Rcd w/o BarCode
CRU-31	Fine crushing - 70%<2mm
CRU-QC	Crushing QC Test
SPL-21	Split sample - riffle splitter
PUL-QC	Pulverizing QC Test
PUL-31	Pulverize split to 85%<75 um

ANALYTICAL PROCEDURES

ALS CODE	DESCRIPTION	INSTRUMENT
Au-AA24	Au 50g FA AA finish	AAS
ME-OG62	Ore Grade Elements - Four Acid	ICP-AES
ME-MS61	48 element four acid ICP-MS	
Pb-OG62	Ore Grade Pb - Four Acid	VARIABLE

To: **SILVER RANGE RESOURCES LTD.**
ATTN: JOAN MARIACHER
C/O ARCHER, CATHRO & ASSOCIATES (1981) LIMITED
1016-510 W HASTINGS ST
VANCOUVER BC V6B 1L8

This is the Final Report and supersedes any preliminary report with this certificate number. Results apply to samples as submitted. All pages of this report have been checked and approved for release.

***** See Appendix Page for comments regarding this certificate *****

Signature: 

Colin Ramshaw, Vancouver Laboratory Manager

ALS Canada Ltd.
2103 Dollarton Hwy
North Vancouver BC V7H 0A7
Phone: 604 984 0221 Fax: 604 984 0218 www.alsglobal.com

To: **SILVER RANGE RESOURCES LTD.**
C/O ARCHER, CATHRO & ASSOCIATES (1981) LIMITED
1016- 510 W HASTINGS ST
VANCOUVER BC V6B 1L8

Finalized Date: 20- AUG- 2012
Account: RANSIL

Project: KEG (Group 7)

CERTIFICATE OF ANALYSIS WH12177493

Sample Description	Method	WEI-21	Au-AA24	ME-MS61	ME-MS61	ME-MS61	ME-MS61	ME-MS61	ME-MS61	ME-MS61	ME-MS61	ME-MS61	ME-MS61	ME-MS61	ME-MS61	ME-MS61
	Analyte	Recvd Wt.	Au	Ag	Al	As	Ba	Be	Bi	Ca	Cd	Ce	Co	Cr	Cs	Cu
	Units	kg	ppm	ppm	%	ppm	ppm	ppm	ppm	%	ppm	ppm	ppm	ppm	ppm	ppm
	LOR	0.02	0.005	0.01	0.01	0.2	10	0.05	0.01	0.01	0.02	0.01	0.1	1	0.05	0.2
M676751		0.96	<0.005	0.78	6.54	21	150	1.50	1.76	12.45	11.55	77.1	17.0	39	3.52	183.5
M676752		0.79	<0.005	0.40	6.00	11	250	0.84	0.22	10.25	18.75	70.2	6.2	40	4.21	32.9
M676753		0.94	<0.005	39.7	5.33	8.2	30	3.91	80.8	9.28	90.9	37.3	9.4	35	1.14	681
M676081		0.85	0.424	14.85	2.17	>10000	190	0.89	16.60	0.82	0.62	43.2	161.5	25	17.60	1445
M676082		0.96	<0.005	1.07	8.57	560	890	2.41	0.87	2.40	0.68	72.3	13.5	80	19.50	157.5
M676083		1.11	<0.005	0.13	7.00	296	80	3.30	3.16	0.34	0.18	7.69	0.7	6	13.00	8.2
M676084		0.54	<0.005	6.03	9.32	79	120	3.89	0.55	14.90	3.00	38.9	11.3	22	5.65	972
M676085		0.89	<0.005	0.23	5.73	36.6	450	1.59	0.23	7.54	0.34	59.5	9.4	45	3.50	27.2
M676087		0.98	<0.005	76.4	2.20	107.0	10	1.95	140.5	3.87	42.5	16.40	7.1	11	0.57	15.3
M676088		0.77	<0.005	42.1	5.05	13.8	20	2.59	73.5	6.65	1.92	69.8	9.6	54	0.69	3.3
M676089		0.79	<0.005	0.67	4.51	17	80	1.01	2.05	13.30	40.7	35.8	4.6	21	1.85	8.0
M676090		0.57	<0.005	0.71	6.90	11.0	180	0.90	0.79	7.24	0.42	78.2	6.3	51	2.64	35.1
M676091		0.50	<0.005	0.21	4.43	8.5	200	0.95	0.28	6.73	0.49	48.4	4.9	32	9.83	37.1
M676092		0.32	<0.005	0.27	7.09	45.5	370	1.38	0.30	0.44	0.10	83.6	12.1	60	11.55	115.5
M676093		1.16	<0.005	0.31	4.99	24	650	1.30	0.33	13.30	0.24	62.7	15.5	46	4.24	8.4
M676094		1.22	<0.005	2.20	7.65	51.1	1050	1.67	0.84	9.09	1.24	158.0	38.8	339	10.10	207

***** See Appendix Page for comments regarding this certificate *****

ALS Canada Ltd.
2103 Dollarton Hwy
North Vancouver BC V7H 0A7
Phone: 604 984 0221 Fax: 604 984 0218 www.alsglobal.com

To: **SILVER RANGE RESOURCES LTD.**
C/O ARCHER, CATHRO & ASSOCIATES (1981) LIMITED
1016- 510 W HASTINGS ST
VANCOUVER BC V6B 1L8

Finalized Date: 20- AUG- 2012
Account: RANSIL

Project: KEG (Group 7)

CERTIFICATE OF ANALYSIS WH12177493

Sample Description	Method	ME-MS61	ME-MS61	ME-MS61	ME-MS61	ME-MS61	ME-MS61	ME-MS61	ME-MS61	ME-MS61	ME-MS61	ME-MS61	ME-MS61	ME-MS61	ME-MS61	ME-MS61
	Analyte	Fe	Ga	Ge	Hf	In	K	La	Li	Mg	Mn	Mo	Na	Nb	Ni	P
	Units	%	ppm	ppm	ppm	ppm	%	ppm	ppm	%	ppm	ppm	%	ppm	ppm	ppm
	LOR	0.01	0.05	0.05	0.1	0.005	0.01	0.5	0.2	0.01	5	0.05	0.01	0.1	0.2	10
M676751		8.00	15.85	0.19	1.5	0.193	1.33	36.8	53.3	3.25	5850	0.36	0.12	9.7	38.1	890
M676752		6.51	13.70	0.14	1.2	0.269	2.45	36.1	25.3	3.44	3290	0.84	0.24	10.1	20.0	540
M676753		5.55	18.60	0.17	1.1	6.65	0.03	20.3	18.0	0.95	4270	6.90	0.01	13.1	11.0	340
M676081		24.5	6.64	0.84	0.7	0.461	0.79	22.2	15.9	0.24	795	3.76	0.05	6.2	278	60
M676082		7.08	20.6	0.24	2.1	0.142	4.13	36.1	115.0	1.11	1660	1.46	0.50	16.5	35.0	560
M676083		0.74	16.75	0.09	1.1	0.024	3.55	3.5	83.7	0.05	217	0.28	2.21	16.2	0.9	890
M676084		7.93	33.7	0.22	0.8	0.423	0.50	21.4	36.9	0.94	3860	1.51	0.03	6.3	27.5	690
M676085		2.84	14.20	0.08	1.5	0.040	1.21	32.9	56.4	1.20	439	0.73	0.38	10.3	22.2	400
M676087		2.20	8.79	0.11	0.1	0.474	0.02	8.6	22.4	0.27	1660	11.30	0.11	1.0	2.5	180
M676088		3.81	18.75	0.09	1.7	0.592	0.04	38.4	55.7	1.56	1780	0.29	0.02	15.3	25.3	450
M676089		7.78	12.20	0.11	1.3	0.365	0.37	16.7	11.5	3.74	5700	0.25	0.05	6.4	11.3	880
M676090		12.60	16.85	0.28	1.5	0.239	1.62	39.0	43.5	1.88	7600	0.33	0.27	11.1	14.1	640
M676091		13.95	11.30	0.26	0.7	0.824	0.80	25.8	24.1	1.46	7800	0.32	0.11	7.5	6.6	250
M676092		17.90	17.70	0.46	1.5	0.634	1.98	44.9	90.0	0.69	5120	0.37	0.02	14.2	23.8	440
M676093		5.55	10.50	0.12	1.4	0.083	0.86	30.6	20.3	4.18	1340	2.14	0.76	11.5	50.6	1940
M676094		6.19	15.80	0.23	3.0	0.080	1.56	83.3	94.6	5.95	1140	1.11	0.39	83.9	201	3190

***** See Appendix Page for comments regarding this certificate *****

ALS Canada Ltd.
2103 Dollarton Hwy
North Vancouver BC V7H 0A7
Phone: 604 984 0221 Fax: 604 984 0218 www.alsglobal.com

To: **SILVER RANGE RESOURCES LTD.**
C/O ARCHER, CATHRO & ASSOCIATES (1981) LIMITED
1016- 510 W HASTINGS ST
VANCOUVER BC V6B 1L8

Finalized Date: 20- AUG- 2012
Account: RANSIL

Project: KEG (Group 7)

CERTIFICATE OF ANALYSIS WH12177493

Sample Description	Method	ME-MS61	ME-MS61	ME-MS61	ME-MS61	ME-MS61	ME-MS61	ME-MS61	ME-MS61	ME-MS61	ME-MS61	ME-MS61	ME-MS61	ME-MS61	ME-MS61	ME-MS61
	Analyte	Pb	Rb	Re	S	Sb	Sc	Se	Sn	Sr	Ta	Te	Th	Ti	Tl	U
	Units	ppm	ppm	ppm	%	ppm	ppm	ppm	ppm	ppm	ppm	ppm	ppm	%	ppm	ppm
	LOR	0.5	0.1	0.002	0.01	0.05	0.1	1	0.2	0.2	0.05	0.05	0.2	0.005	0.02	0.1
M676751		88.6	73.8	<0.002	0.03	7.26	8.6	2	17.6	113.0	0.76	0.05	13.8	0.272	0.32	2.4
M676752		88.0	111.0	<0.002	0.37	1.30	8.3	2	9.8	158.5	0.75	<0.05	13.7	0.267	0.48	2.1
M676753		5290	2.5	0.002	0.34	15.60	4.7	30	108.0	309	0.67	0.16	7.7	0.164	0.33	1.5
M676081		51.0	52.4	0.004	6.24	72.9	3.8	69	4.3	26.4	0.43	30.8	7.9	0.127	0.81	1.4
M676082		56.0	196.5	0.002	0.10	2.31	13.9	2	5.0	131.0	1.25	0.11	15.1	0.400	1.96	3.1
M676083		32.3	269	<0.002	0.01	1.20	4.5	1	9.4	30.5	5.57	0.05	2.0	0.031	1.43	3.9
M676084		55.3	40.3	0.002	0.01	19.95	6.6	2	10.6	827	0.48	<0.05	5.4	0.127	0.36	1.7
M676085		22.7	73.0	<0.002	0.01	4.51	8.4	1	1.4	331	0.79	<0.05	10.3	0.222	0.47	2.4
M676087		>10000	1.2	<0.002	0.09	6.49	4.5	37	10.0	157.0	0.05	1.36	1.2	0.015	0.12	1.4
M676088		4460	3.9	0.002	<0.01	14.60	9.1	4	29.9	308	1.15	0.47	12.5	0.283	0.05	4.3
M676089		95.8	20.6	<0.002	<0.01	11.15	4.4	2	42.9	197.5	0.47	0.05	10.6	0.161	0.13	2.0
M676090		38.5	73.3	<0.002	0.97	0.56	9.4	2	5.2	159.0	0.83	0.09	14.1	0.308	0.30	1.8
M676091		16.6	52.3	<0.002	0.14	0.85	8.3	1	29.2	71.6	0.54	0.08	8.8	0.194	0.29	1.3
M676092		9.1	140.0	<0.002	0.25	0.25	11.0	1	10.1	20.8	1.04	0.12	13.1	0.322	0.66	2.6
M676093		42.9	40.4	0.006	0.01	1.81	8.1	1	3.3	963	0.80	<0.05	9.8	0.232	0.31	5.2
M676094		29.6	104.0	0.002	0.08	6.08	34.7	3	29.3	730	5.45	0.06	8.7	1.290	0.80	2.0

***** See Appendix Page for comments regarding this certificate *****

ALS Canada Ltd.
2103 Dollarton Hwy
North Vancouver BC V7H 0A7
Phone: 604 984 0221 Fax: 604 984 0218 www.alsglobal.com

To: **SILVER RANGE RESOURCES LTD.**
C/O ARCHER, CATHRO & ASSOCIATES (1981) LIMITED
1016-510 W HASTINGS ST
VANCOUVER BC V6B 1L8

Finalized Date: 20-AUG-2012
Account: RANSIL

Project: KEG (Group 7)

CERTIFICATE OF ANALYSIS WH12177493

Sample Description	Method	ME-MS61	ME-MS61	ME-MS61	ME-MS61	ME-MS61	Pb-OG62
	Analyte	V	W	Y	Zn	Zr	Pb
	Units	ppm	ppm	ppm	ppm	ppm	%
	LOR	1	0.1	0.1	2	0.5	0.001
M676751		48	3.8	17.8	3130	50.1	
M676752		40	1.3	11.5	7840	40.4	
M676753		40	3.8	9.1	5310	31.3	
M676081		20	2.0	12.1	50	22.4	
M676082		109	2.8	18.4	102	71.7	
M676083		2	1.9	6.7	41	21.3	
M676084		86	3.2	25.4	255	27.3	
M676085		64	1.5	16.4	75	51.6	
M676087		31	2.2	11.8	6310	2.3	1.480
M676088		88	67.7	18.8	499	51.5	
M676089		21	2.4	16.1	6270	39.5	
M676090		46	1.8	20.0	80	46.6	
M676091		34	2.5	12.5	86	22.9	
M676092		51	2.2	16.3	21	49.8	
M676093		194	1.4	20.5	74	46.2	
M676094		238	3.1	33.1	356	117.0	

***** See Appendix Page for comments regarding this certificate *****

ALS Canada Ltd.
2103 Dollarton Hwy
North Vancouver BC V7H 0A7
Phone: 604 984 0221 Fax: 604 984 0218 www.alsglobal.com

To: **SILVER RANGE RESOURCES LTD.**
C/O ARCHER, CATHRO & ASSOCIATES (1981) LIMITED
1016- 510 W HASTINGS ST
VANCOUVER BC V6B 1L8

Page: Appendix 1
Total # Appendix Pages: 1
Finalized Date: 20- AUG- 2012
Account: RANSIL

Project: KEG (Group 7)

CERTIFICATE OF ANALYSIS WH12177493

Method	CERTIFICATE COMMENTS
ME- MS61	Interference: Ca> 10% on ICP- MS As, ICP- AES results shown.
ME- MS61	REE's may not be totally soluble in this method.

ALS Canada Ltd.

2103 Dollarton Hwy
North Vancouver BC V7H 0A7
Phone: 604 984 0221 Fax: 604 984 0218 www.alsglobal.com

To: **SILVER RANGE RESOURCES LTD.**
C/O ARCHER, CATHRO & ASSOCIATES (1981) LIMITED
1016-510 W HASTINGS ST
VANCOUVER BC V6B 1L8

Finalized Date: 21-AUG-2012
Account: RANSIL

CERTIFICATE WH12177494

Project: Hammer - KEG

P.O. No.: Batch 19

This report is for 36 Drill Core samples submitted to our lab in Whitehorse, YT, Canada on 31-JUL-2012.

The following have access to data associated with this certificate:

MATT DUMALA	JOAN MARIACHER	HEATHER SMITH

SAMPLE PREPARATION

ALS CODE	DESCRIPTION
WEI-21	Received Sample Weight
LOG-22	Sample login - Rcd w/o BarCode
CRU-31	Fine crushing - 70%<2mm
CRU-QC	Crushing QC Test
SPL-21	Split sample - riffle splitter
PUL-QC	Pulverizing QC Test
PUL-31	Pulverize split to 85%<75 um
LOG-22d	Sample login - Rcd w/o BarCode dup
SPL-21d	Split sample - duplicate
PUL-31d	Pulverize Split - duplicate
LOG-23	Pulp Login - Rcvd with Barcode

ANALYTICAL PROCEDURES

ALS CODE	DESCRIPTION	INSTRUMENT
Au-AA24	Au 50g FA AA finish	AAS
ME-OG62	Ore Grade Elements - Four Acid	ICP-AES
Sn-XRF05	Sn-Trace Level XRF Analysis	XRF
ME-MS61	48 element four acid ICP-MS	
Ag-OG62	Ore Grade Ag - Four Acid	VARIABLE
Pb-OG62	Ore Grade Pb - Four Acid	VARIABLE
Zn-OG62	Ore Grade Zn - Four Acid	VARIABLE

To: **SILVER RANGE RESOURCES LTD.**
ATTN: JOAN MARIACHER
C/O ARCHER, CATHRO & ASSOCIATES (1981) LIMITED
1016-510 W HASTINGS ST
VANCOUVER BC V6B 1L8

This is the Final Report and supersedes any preliminary report with this certificate number. Results apply to samples as submitted. All pages of this report have been checked and approved for release.

***** See Appendix Page for comments regarding this certificate *****

Signature: 

Colin Ramshaw, Vancouver Laboratory Manager

ALS Canada Ltd.
2103 Dollarton Hwy
North Vancouver BC V7H 0A7
Phone: 604 984 0221 Fax: 604 984 0218 www.alsglobal.com

To: **SILVER RANGE RESOURCES LTD.**
C/O ARCHER, CATHRO & ASSOCIATES (1981) LIMITED
1016-510 W HASTINGS ST
VANCOUVER BC V6B 1L8

Finalized Date: 21-AUG-2012
Account: RANSIL

Project: Hammer - KEG

CERTIFICATE OF ANALYSIS WH12177494

Sample Description	Method	WEI-21	Au-AA24	Sn-XRF05	ME-MS61	ME-MS61	ME-MS61	ME-MS61	ME-MS61	ME-MS61	ME-MS61	ME-MS61	ME-MS61	ME-MS61	ME-MS61	ME-MS61
	Analyte	Recvd Wt.	Au	Sn	Ag	Al	As	Ba	Be	Bi	Ca	Cd	Ce	Co	Cr	Cs
	Units	kg	ppm	ppm	ppm	%	ppm	ppm	ppm	ppm	%	ppm	ppm	ppm	ppm	ppm
	LOR	0.02	0.005	5	0.01	0.01	0.2	10	0.05	0.01	0.01	0.02	0.01	0.1	1	0.05
L840135		6.40	<0.005	8	0.10	7.52	1.2	550	5.82	0.63	1.20	0.04	80.0	3.1	18	11.30
L840136		7.72	<0.005	9	0.10	7.72	0.8	540	6.32	0.70	1.25	0.04	79.7	3.3	24	12.95
L840137		7.44	<0.005	8	0.09	7.45	0.3	510	5.41	0.55	1.22	0.05	73.5	2.8	20	10.80
L840138		7.46	<0.005	8	0.12	7.44	0.5	530	5.30	0.56	1.18	0.04	78.5	2.9	23	14.60
L840144		5.64	<0.005	8	0.10	7.56	4.0	510	5.79	0.61	1.28	<0.02	80.5	3.7	27	16.80
L840145		7.33	<0.005	6	0.21	7.48	4.2	400	5.97	0.48	1.58	0.03	81.6	3.7	83	18.60
L840146		5.03	<0.005	11	0.08	7.84	1.7	520	5.22	0.69	1.27	<0.02	63.5	2.6	22	11.55
L840147		1.55	<0.005	<5	0.62	7.95	34.4	550	5.94	0.51	0.94	0.14	88.5	3.5	23	23.7
L840906		4.52	<0.005	13	0.05	0.08	<5	10	0.06	0.03	21.4	0.06	1.28	1.3	3	0.16
L840908		1.64	<0.005	8	1.33	7.10	3.0	490	5.74	0.38	1.90	0.22	81.2	3.1	18	16.90
L840909		1.27	<0.005	18	2.52	7.25	1.9	570	5.82	0.43	1.50	0.18	91.5	3.8	21	12.55
L840910		0.25	0.103	6	62.1	5.08	2100	570	0.89	4.06	6.88	129.5	31.0	14.2	40	2.93
L840911		2.41	<0.005	6	0.05	7.31	8.0	620	5.19	0.44	1.38	0.04	84.5	4.8	19	12.40
L840912		1.41	0.005	6	0.08	7.59	14.1	680	5.92	0.46	1.05	0.03	91.0	3.9	18	10.40
L840913		6.90	<0.005	9	0.14	7.99	1.8	640	5.53	0.63	0.52	0.04	95.0	2.8	11	12.35
L840914		3.31	<0.005	<5	0.14	7.77	1.1	620	5.45	0.55	0.47	0.03	92.6	2.7	13	12.05
L840915		1.21	<0.005	11	0.19	5.62	2.6	380	5.36	0.37	0.29	0.02	67.4	1.9	11	21.8
L840916		1.86	<0.005	23	0.61	7.59	3.4	460	6.23	0.97	0.93	0.07	89.5	2.2	13	24.1
L840917		1.19	0.007	5	>100	6.50	8.2	250	6.42	0.47	1.01	1.24	68.3	2.2	7	29.7
L840918		2.73	<0.005	14	0.27	6.74	2.0	390	6.33	0.37	0.59	0.02	79.8	2.1	14	18.25
L840919		1.52	<0.005	<5	0.98	6.75	7.6	230	5.88	0.49	0.60	0.18	75.5	2.5	8	28.4
L840920		5.08	<0.005	<5	0.03	0.09	<5	20	0.08	0.06	21.5	0.09	1.42	1.3	<1	0.36
L840921		5.07	<0.005	7	0.06	7.32	1.1	560	5.62	0.43	0.76	0.04	84.6	1.9	13	7.93
L840922		4.19	<0.005	6	0.18	7.31	0.6	530	4.74	1.10	0.58	0.10	87.2	2.0	17	7.27
L840923		4.10	<0.005	7	0.26	6.92	1.8	520	4.89	0.63	0.42	0.13	85.9	1.9	14	10.45
L840924		4.51	<0.005	5	0.22	7.16	1.2	540	4.76	0.71	0.89	0.11	89.4	1.9	16	9.36
L840925		0.23	0.110	20	60.5	5.02	2760	580	0.77	4.02	7.03	132.5	29.6	12.2	44	2.86
L840926		4.46	<0.005	7	0.28	7.30	3.9	480	5.02	0.88	0.86	0.13	82.7	2.1	10	14.40
L840927		6.63	<0.005	9	0.12	7.44	2.6	520	5.74	0.72	1.00	0.07	87.2	2.0	16	15.55
L840928		5.14	<0.005	8	0.06	7.29	1.2	590	5.60	0.46	0.87	0.04	90.9	2.0	11	10.80
L840929		3.43	<0.005	9	0.15	7.41	4.1	650	5.95	0.52	0.53	0.33	88.3	2.9	14	19.90
L840930		1.78	<0.005	10	1.12	7.64	11.5	570	5.30	1.02	0.23	0.16	81.5	2.9	10	22.2
L840931		1.21	<0.005	25	40.8	6.63	350	280	5.70	1.70	0.16	1.92	78.2	1.7	12	20.5
L840932		<0.02	<0.005	26	39.2	6.61	386	270	5.91	1.80	0.16	1.93	78.2	1.8	14	20.8
L840933		2.19	<0.005	14	4.51	7.19	10.6	550	4.09	1.90	0.19	0.55	89.9	1.8	14	14.70
L840934		3.95	<0.005	13	2.12	6.70	12.8	400	4.58	2.05	0.22	1.05	80.4	2.4	10	29.5

***** See Appendix Page for comments regarding this certificate *****

ALS Canada Ltd.
2103 Dollarton Hwy
North Vancouver BC V7H 0A7
Phone: 604 984 0221 Fax: 604 984 0218 www.alsglobal.com

To: **SILVER RANGE RESOURCES LTD.**
C/O ARCHER, CATHRO & ASSOCIATES (1981) LIMITED
1016-510 W HASTINGS ST
VANCOUVER BC V6B 1L8

Finalized Date: 21-AUG-2012
Account: RANSIL

Project: Hammer - KEG

CERTIFICATE OF ANALYSIS WH12177494

Sample Description	Method	ME-MS61	ME-MS61	ME-MS61	ME-MS61	ME-MS61	ME-MS61	ME-MS61	ME-MS61	ME-MS61	ME-MS61	ME-MS61	ME-MS61	ME-MS61	ME-MS61	ME-MS61
	Analyte	Cu	Fe	Ga	Ge	Hf	In	K	La	Li	Mg	Mn	Mo	Na	Nb	Ni
	Units	ppm	%	ppm	ppm	ppm	ppm	%	ppm	ppm	%	ppm	ppm	%	ppm	ppm
	LOR	0.2	0.01	0.05	0.05	0.1	0.005	0.01	0.5	0.2	0.01	5	0.05	0.01	0.1	0.2
L840135		4.8	1.58	27.3	0.18	1.5	0.035	3.66	36.5	85.2	0.41	270	1.05	2.13	11.5	3.8
L840136		9.0	1.63	26.9	0.17	1.4	0.035	3.69	36.4	60.6	0.37	299	1.41	2.11	10.0	4.5
L840137		3.5	1.57	26.1	0.17	1.4	0.035	3.70	33.7	60.2	0.37	309	1.19	2.02	10.4	3.6
L840138		3.0	1.63	25.7	0.17	1.4	0.031	3.87	35.8	74.8	0.40	621	1.24	1.69	10.3	3.4
L840144		6.3	1.67	26.9	0.17	1.4	0.034	4.05	36.7	142.0	0.37	512	1.97	1.62	9.2	4.9
L840145		8.8	1.77	27.6	0.19	1.5	0.039	3.77	36.8	120.5	0.40	386	2.46	1.09	9.6	6.0
L840146		7.3	1.25	26.4	0.16	1.4	0.036	4.10	29.3	55.9	0.28	246	1.85	2.09	8.6	3.8
L840147		6.0	1.77	27.4	0.19	1.5	0.034	4.25	40.8	218	0.33	3040	1.47	0.83	10.8	4.0
L840906		3.0	0.49	0.30	0.07	<0.1	<0.005	0.03	0.6	1.1	13.10	222	0.34	0.01	0.3	1.2
L840908		7.0	1.73	25.9	0.18	1.4	0.033	3.81	35.3	219	0.48	10050	1.19	0.63	11.1	5.7
L840909		8.9	1.75	26.8	0.19	1.5	0.035	3.70	40.9	103.0	0.48	3140	1.52	1.65	12.2	4.4
L840910		1015	3.83	11.00	0.13	1.1	0.080	1.36	14.5	19.2	0.68	2760	5.41	1.24	4.4	29.5
L840911		5.3	1.67	27.1	0.17	1.5	0.033	3.59	38.2	82.0	0.67	384	0.66	0.83	10.8	4.5
L840912		5.6	1.48	28.2	0.17	1.6	0.031	3.60	41.9	69.0	0.45	284	0.94	1.27	9.4	4.4
L840913		1.3	1.27	29.9	0.21	2.2	0.033	4.09	44.5	119.0	0.29	445	0.79	0.64	9.6	2.5
L840914		1.7	1.26	28.1	0.17	2.1	0.030	3.93	43.2	125.0	0.28	433	0.85	0.68	9.1	2.4
L840915		1.3	0.94	19.75	0.17	1.5	0.020	2.76	31.5	231	0.19	444	0.73	0.07	6.0	2.6
L840916		1.6	1.35	28.8	0.19	2.1	0.032	4.31	41.9	333	0.41	1400	0.88	0.09	9.2	2.1
L840917		109.5	1.67	24.4	0.15	1.6	0.022	3.14	31.6	170.5	0.41	8260	0.47	0.05	8.2	1.8
L840918		1.0	1.60	24.5	0.17	1.8	0.028	3.34	37.7	342	0.35	940	0.96	0.07	8.5	2.0
L840919		4.9	1.38	25.4	0.17	1.7	0.028	3.20	35.7	192.5	0.31	1520	0.61	0.05	8.4	2.7
L840920		2.5	0.49	0.35	0.08	<0.1	<0.005	0.04	0.6	2.3	13.10	221	0.18	0.01	0.3	0.2
L840921		2.3	1.38	24.7	0.16	2.1	0.032	3.74	42.2	71.5	0.30	348	0.85	1.30	9.7	2.1
L840922		3.7	1.33	28.7	0.15	2.1	0.057	3.67	42.9	43.7	0.36	231	0.84	1.97	8.8	2.1
L840923		2.0	1.32	24.3	0.16	2.1	0.038	3.52	42.4	36.5	0.28	212	0.62	1.69	8.2	2.2
L840924		2.2	1.31	24.4	0.17	2.2	0.036	3.70	45.1	35.7	0.27	276	0.74	1.86	8.9	1.9
L840925		1025	3.89	10.30	0.13	1.2	0.079	1.42	14.7	14.4	0.69	2760	4.95	1.27	4.0	23.9
L840926		1.7	1.35	26.4	0.15	2.2	0.039	3.50	40.8	31.7	0.23	329	0.44	1.93	8.8	1.8
L840927		1.3	1.43	25.8	0.16	2.2	0.034	3.50	43.1	66.8	0.29	392	0.76	1.67	8.2	2.0
L840928		1.2	1.47	25.7	0.17	2.3	0.032	3.77	44.8	49.4	0.33	214	0.43	1.78	7.8	1.7
L840929		2.4	1.66	25.7	0.17	2.2	0.033	3.89	43.9	63.1	0.32	2150	1.01	0.97	8.7	2.0
L840930		3.7	1.15	26.0	0.16	2.3	0.027	4.76	40.1	81.0	0.26	386	0.57	0.23	11.9	1.8
L840931		19.0	1.64	24.4	0.16	1.9	0.028	3.58	40.0	48.7	0.23	2110	1.06	0.05	9.2	2.0
L840932		19.4	1.83	24.2	0.16	1.9	0.027	3.48	40.3	49.6	0.23	2090	1.19	0.05	9.2	2.0
L840933		28.0	1.15	27.3	0.17	2.1	0.038	4.50	45.9	50.6	0.23	319	1.26	0.41	10.3	1.7
L840934		51.3	1.36	25.6	0.16	2.0	0.030	3.61	39.6	43.3	0.27	2140	0.90	0.10	9.9	2.0

***** See Appendix Page for comments regarding this certificate *****

ALS Canada Ltd.
2103 Dollarton Hwy
North Vancouver BC V7H 0A7
Phone: 604 984 0221 Fax: 604 984 0218 www.alsglobal.com

To: **SILVER RANGE RESOURCES LTD.**
C/O ARCHER, CATHRO & ASSOCIATES (1981) LIMITED
1016- 510 W HASTINGS ST
VANCOUVER BC V6B 1L8

Finalized Date: 21- AUG- 2012
Account: RANSIL

Project: Hammer - KEG

CERTIFICATE OF ANALYSIS WH12177494

Sample Description	Method	ME-MS61	ME-MS61	ME-MS61	ME-MS61	ME-MS61	ME-MS61	ME-MS61	ME-MS61	ME-MS61	ME-MS61	ME-MS61	ME-MS61	ME-MS61	ME-MS61	ME-MS61
	Analyte	P	Pb	Rb	Re	S	Sb	Sc	Se	Sn	Sr	Ta	Te	Th	Ti	Tl
	Units	ppm	ppm	ppm	ppm	%	ppm	ppm	ppm	ppm	ppm	ppm	ppm	ppm	%	ppm
	LOR	10	0.5	0.1	0.002	0.01	0.05	0.1	1	0.2	0.2	0.05	0.05	0.2	0.005	0.02
L840135		510	46.9	239	<0.002	0.01	0.28	5.9	1	6.3	193.0	0.93	<0.05	21.1	0.203	1.51
L840136		540	45.2	240	<0.002	0.01	0.37	5.6	1	7.1	188.5	1.02	<0.05	20.0	0.198	1.47
L840137		500	48.4	244	<0.002	0.01	0.35	5.7	1	6.6	178.0	1.18	<0.05	19.8	0.195	1.56
L840138		450	48.2	268	<0.002	0.03	0.61	4.9	1	6.4	160.5	1.09	<0.05	20.3	0.186	2.14
L840144		500	43.9	270	<0.002	0.02	0.75	5.9	1	7.1	164.5	0.91	<0.05	21.2	0.196	1.78
L840145		620	39.9	289	<0.002	0.02	0.69	6.8	1	7.2	111.0	0.81	<0.05	21.2	0.198	1.95
L840146		620	43.2	249	<0.002	0.01	0.26	5.3	1	6.0	194.5	0.85	<0.05	16.5	0.147	1.46
L840147		470	78.3	295	<0.002	0.18	4.66	5.8	1	9.9	119.0	0.80	<0.05	22.7	0.206	2.29
L840906		250	2.8	1.6	<0.002	<0.01	0.06	0.3	1	<0.2	44.5	<0.05	<0.05	<0.2	<0.005	<0.02
L840908		390	133.5	262	<0.002	0.12	2.94	5.7	1	10.9	120.0	1.17	<0.05	21.2	0.203	2.78
L840909		390	93.7	252	<0.002	0.03	2.30	6.2	1	9.5	176.5	1.07	<0.05	23.7	0.220	2.05
L840910		650	>10000	72.0	0.002	2.78	55.0	9.5	5	2.8	426	0.31	0.18	4.5	0.208	0.76
L840911		380	44.5	233	<0.002	0.01	0.59	6.4	1	6.0	151.5	0.91	<0.05	21.9	0.210	1.49
L840912		360	44.4	230	<0.002	0.01	0.56	5.9	1	5.7	157.0	0.68	<0.05	23.5	0.212	1.42
L840913		610	50.8	268	<0.002	0.02	0.93	5.6	1	6.1	122.5	0.77	<0.05	25.8	0.194	1.83
L840914		590	47.5	254	<0.002	0.01	0.80	5.3	1	5.8	123.0	0.72	<0.05	24.8	0.188	1.67
L840915		410	34.3	223	<0.002	0.02	2.21	3.8	1	3.9	55.2	0.45	<0.05	17.7	0.134	1.34
L840916		580	73.1	327	<0.002	0.04	1.55	4.9	1	9.0	71.2	0.75	<0.05	24.0	0.185	2.41
L840917		450	417	279	<0.002	0.25	23.5	3.2	1	20.6	47.3	0.69	<0.05	17.9	0.138	2.41
L840918		530	39.6	262	<0.002	0.03	1.54	4.8	1	5.9	54.1	0.69	<0.05	21.2	0.166	1.88
L840919		490	90.9	296	<0.002	0.32	3.88	5.0	1	11.4	51.7	0.72	<0.05	20.4	0.160	2.61
L840920		180	4.4	2.7	<0.002	<0.01	0.08	0.4	1	<0.2	45.0	<0.05	<0.05	<0.2	<0.005	0.02
L840921		550	42.7	238	<0.002	0.01	0.64	4.7	1	7.0	146.0	0.90	<0.05	20.5	0.179	1.53
L840922		560	40.6	241	<0.002	<0.01	0.44	5.9	1	6.1	153.5	0.60	<0.05	21.2	0.180	1.50
L840923		530	41.4	240	<0.002	<0.01	0.93	4.7	1	5.4	135.5	0.68	<0.05	20.0	0.172	1.56
L840924		540	55.5	252	<0.002	<0.01	0.67	4.2	1	5.2	147.5	0.81	<0.05	20.6	0.176	1.76
L840925		660	>10000	64.7	0.002	2.87	52.2	8.2	4	2.8	438	0.29	0.19	5.2	0.210	0.77
L840926		530	52.0	246	<0.002	<0.01	1.07	4.8	1	6.2	130.0	0.72	<0.05	20.2	0.180	1.91
L840927		550	46.7	238	<0.002	<0.01	1.25	4.5	1	6.5	148.0	0.72	<0.05	21.6	0.182	1.72
L840928		540	44.1	245	<0.002	<0.01	0.82	4.9	1	6.7	183.5	0.69	<0.05	22.8	0.183	1.73
L840929		550	44.7	268	<0.002	<0.01	2.61	4.9	1	8.3	173.0	0.75	<0.05	21.6	0.180	2.22
L840930		580	80.7	359	<0.002	<0.01	5.83	5.2	1	10.9	93.1	1.12	<0.05	22.5	0.209	3.54
L840931		470	682	327	<0.002	0.01	49.3	4.5	1	25.9	49.7	0.85	<0.05	18.3	0.173	4.11
L840932		470	678	327	<0.002	0.01	52.6	4.5	1	26.1	48.8	0.89	<0.05	18.5	0.168	4.14
L840933		520	102.0	358	<0.002	<0.01	3.81	5.0	1	13.1	92.7	0.96	<0.05	20.5	0.185	3.12
L840934		500	151.5	327	<0.002	<0.01	4.93	4.4	1	14.1	81.8	0.97	<0.05	19.0	0.168	2.98

***** See Appendix Page for comments regarding this certificate *****

ALS Canada Ltd.
2103 Dollarton Hwy
North Vancouver BC V7H 0A7
Phone: 604 984 0221 Fax: 604 984 0218 www.alsglobal.com

To: **SILVER RANGE RESOURCES LTD.**
C/O ARCHER, CATHRO & ASSOCIATES (1981) LIMITED
1016-510 W HASTINGS ST
VANCOUVER BC V6B 1L8

Finalized Date: 21-AUG-2012
Account: RANSIL

Project: Hammer - KEG

CERTIFICATE OF ANALYSIS WH12177494

Sample Description	Method	ME-MS61	ME-MS61	ME-MS61	ME-MS61	ME-MS61	ME-MS61	Ag-OG62	Pb-OG62	Zn-OG62
	Analyte	U	V	W	Y	Zn	Zr	Ag	Pb	Zn
	Units	ppm	ppm	ppm	ppm	ppm	ppm	ppm	%	%
	LOR	0.1	1	0.1	0.1	2	0.5	1	0.001	0.001
L840135		8.6	25	1.0	8.2	59	60.0			
L840136		8.9	27	1.3	8.9	63	55.8			
L840137		6.4	24	1.0	8.3	68	59.8			
L840138		7.1	23	1.0	8.2	67	61.9			
L840144		6.6	28	1.1	9.1	100	56.3			
L840145		10.6	31	1.9	11.1	55	63.1			
L840146		10.0	19	1.0	9.0	41	53.7			
L840147		8.4	26	2.3	9.3	261	59.0			
L840906		0.3	3	0.1	0.8	18	<0.5			
L840908		7.5	25	2.1	8.5	135	58.0			
L840909		5.4	27	1.1	8.9	130	63.1			
L840910		1.9	63	9.1	12.0	>10000	41.9		2.05	1.980
L840911		17.2	27	5.5	7.7	71	60.0			
L840912		12.3	28	1.3	8.8	59	63.7			
L840913		7.2	24	3.5	9.9	64	87.1			
L840914		7.9	23	4.6	9.7	55	85.5			
L840915		4.8	16	3.7	6.8	37	61.5			
L840916		8.1	23	2.4	9.7	79	83.5			
L840917		6.9	18	1.9	8.4	493	65.1	198		
L840918		7.7	20	1.9	8.6	50	73.6			
L840919		6.6	18	2.3	7.9	95	69.9			
L840920		0.3	3	0.1	0.8	17	0.5			
L840921		7.2	20	1.4	8.9	56	81.0			
L840922		3.0	21	1.5	9.2	63	82.9			
L840923		2.8	20	1.4	8.2	57	78.3			
L840924		3.4	21	1.1	8.3	61	83.6			
L840925		2.5	62	8.4	11.3	>10000	46.0		2.00	2.01
L840926		4.9	21	1.4	8.4	68	82.8			
L840927		3.9	22	2.2	8.6	58	86.9			
L840928		3.5	22	1.4	8.3	50	87.4			
L840929		4.8	21	2.3	8.8	141	85.6			
L840930		5.3	21	2.0	7.6	302	87.9			
L840931		10.2	20	2.4	8.0	794	73.3			
L840932		10.5	19	2.4	8.0	765	71.8			
L840933		7.3	23	1.7	7.8	216	80.9			
L840934		7.2	20	2.7	8.3	344	75.6			

***** See Appendix Page for comments regarding this certificate *****

ALS Canada Ltd.
2103 Dollarton Hwy
North Vancouver BC V7H 0A7
Phone: 604 984 0221 Fax: 604 984 0218 www.alsglobal.com

To: **SILVER RANGE RESOURCES LTD.**
C/O ARCHER, CATHRO & ASSOCIATES (1981) LIMITED
1016- 510 W HASTINGS ST
VANCOUVER BC V6B 1L8

Page: Appendix 1
Total # Appendix Pages: 1
Finalized Date: 21- AUG- 2012
Account: RANSIL

Project: Hammer - KEG

CERTIFICATE OF ANALYSIS WH12177494

Method	CERTIFICATE COMMENTS
ME- MS61	Interference: Ca> 10% on ICP- MS As, ICP- AES results shown.
ME- MS61	REE's may not be totally soluble in this method.

ALS Canada Ltd.

2103 Dollarton Hwy
North Vancouver BC V7H 0A7
Phone: 604 984 0221 Fax: 604 984 0218 www.alsglobal.com

To: **SILVER RANGE RESOURCES LTD.**
C/O ARCHER, CATHRO & ASSOCIATES (1981) LIMITED
1016-510 W HASTINGS ST
VANCOUVER BC V6B 1L8

Finalized Date: 20-AUG-2012
Account: RANSIL

CERTIFICATE WH12180289

Project: Keg (Main-Group 2)

P.O. No.: Batch 58

This report is for 36 Drill Core samples submitted to our lab in Whitehorse, YT, Canada on 2-AUG-2012.

The following have access to data associated with this certificate:

MATT DUMALA	JOAN MARIACHER	HEATHER SMITH

SAMPLE PREPARATION

ALS CODE	DESCRIPTION
WEI-21	Received Sample Weight
LOG-22	Sample login - Rcd w/o BarCode
CRU-31	Fine crushing - 70%<2mm
CRU-QC	Crushing QC Test
SPL-21	Split sample - riffle splitter
PUL-QC	Pulverizing QC Test
PUL-31	Pulverize split to 85%<75 um
LOG-22d	Sample login - Rcd w/o BarCode dup
SPL-21d	Split sample - duplicate
PUL-31d	Pulverize Split - duplicate
LOG-23	Pulp Login - Rcvd with Barcode

ANALYTICAL PROCEDURES

ALS CODE	DESCRIPTION	INSTRUMENT
Au-AA24	Au 50g FA AA finish	AAS
ME-OG62	Ore Grade Elements - Four Acid	ICP-AES
Sn-XRF05	Sn-Trace Level XRF Analysis	XRF
ME-MS61	48 element four acid ICP-MS	
Zn-OG62	Ore Grade Zn - Four Acid	VARIABLE

To: **SILVER RANGE RESOURCES LTD.**
ATTN: JOAN MARIACHER
C/O ARCHER, CATHRO & ASSOCIATES (1981) LIMITED
1016-510 W HASTINGS ST
VANCOUVER BC V6B 1L8

This is the Final Report and supersedes any preliminary report with this certificate number. Results apply to samples as submitted. All pages of this report have been checked and approved for release.

***** See Appendix Page for comments regarding this certificate *****

Signature:

Colin Ramshaw, Vancouver Laboratory Manager

ALS Canada Ltd.
2103 Dollarton Hwy
North Vancouver BC V7H 0A7
Phone: 604 984 0221 Fax: 604 984 0218 www.alsglobal.com

To: **SILVER RANGE RESOURCES LTD.**
C/O ARCHER, CATHRO & ASSOCIATES (1981) LIMITED
1016-510 W HASTINGS ST
VANCOUVER BC V6B 1L8

Finalized Date: 20-AUG-2012
Account: RANSIL

Project: Keg (Main-Group 2)

CERTIFICATE OF ANALYSIS WH12180289

Sample Description	Method	WEI-21	Au-AA24	Sn-XRF05	ME-MS61	ME-MS61	ME-MS61	ME-MS61	ME-MS61	ME-MS61	ME-MS61	ME-MS61	ME-MS61	ME-MS61	ME-MS61	ME-MS61
	Analyte	Recvd Wt.	Au	Sn	Ag	Al	As	Ba	Be	Bi	Ca	Cd	Ce	Co	Cr	Cs
	Units	kg	ppm	ppm	ppm	%	ppm	ppm	ppm	ppm	%	ppm	ppm	ppm	ppm	ppm
	LOR	0.02	0.005	5	0.01	0.01	0.2	10	0.05	0.01	0.01	0.02	0.01	0.1	1	0.05
K285124		6.99	<0.005	19	0.87	3.26	217	790	0.89	0.14	14.50	2.12	33.2	7.0	85	2.51
K285125		7.26	<0.005	17	1.26	3.08	14	660	0.93	0.14	13.25	0.54	31.0	2.7	55	4.17
K285126		6.59	<0.005	6	0.94	2.73	5	700	0.73	0.09	14.45	1.35	26.0	4.0	64	2.83
K285127		7.66	<0.005	13	1.55	2.77	16	630	0.90	0.23	18.10	1.72	29.7	4.3	70	2.10
K285128		4.32	<0.005	17	1.33	2.97	12	540	0.98	0.25	15.10	1.18	29.5	3.0	60	4.00
K285129		3.91	<0.005	<5	0.07	0.06	<5	20	0.08	0.03	20.5	0.06	1.15	0.7	<1	0.15
K285130		5.17	<0.005	<5	1.11	2.65	<5	760	0.62	0.07	14.70	1.37	22.8	3.3	60	3.00
K285131		4.82	<0.005	<5	0.89	2.42	<5	620	0.70	0.06	16.55	6.16	22.6	3.0	42	3.42
K285132		7.84	<0.005	<5	0.89	3.10	6	520	0.80	0.08	16.75	1.21	30.1	4.0	59	8.91
K285133		3.97	<0.005	14	3.53	3.72	21	420	1.10	0.14	12.65	2.13	32.1	5.7	54	4.39
K285134		4.78	<0.005	14	1.71	5.04	20.7	450	1.46	0.16	6.58	3.95	42.7	8.8	64	6.65
K285135		<0.02	<0.005	13	1.62	5.04	15.2	460	1.48	0.15	6.39	3.72	44.4	8.9	66	6.71
K285136		5.79	<0.005	16	1.03	4.44	16.2	550	1.32	0.15	9.14	3.01	50.1	11.4	97	4.00
K285137		7.81	<0.005	54	1.97	5.07	29.0	570	1.58	0.08	4.13	1.44	50.4	6.4	63	6.81
K285138		6.28	<0.005	80	5.53	5.60	125.5	780	1.53	0.17	4.34	7.33	52.2	8.0	66	6.15
K285139		8.04	<0.005	41	3.12	5.83	84.9	890	1.58	0.13	3.87	5.90	52.9	8.6	76	7.61
K285140		3.74	<0.005	<5	0.05	0.12	<5	30	0.07	0.06	20.5	0.07	1.23	0.9	1	0.25
K285141		8.13	<0.005	21	0.97	5.42	9.8	540	1.54	0.09	4.23	1.72	51.6	7.7	76	5.95
K285142		6.81	<0.005	18	1.88	5.07	8.7	600	1.37	0.12	4.52	1.50	41.1	8.0	59	5.35
K285143		4.89	<0.005	20	1.37	4.79	12.7	610	1.43	0.12	4.31	1.46	44.2	7.8	59	5.78
K285144		0.26	0.015	269	24.0	4.01	1125	570	1.23	86.0	8.02	296	41.0	13.4	54	4.28
K285145		5.60	<0.005	10	1.39	3.86	8	480	1.16	0.23	11.70	1.55	37.6	6.6	60	4.02
K285146		5.58	<0.005	<5	1.03	2.69	<5	390	0.82	0.09	18.35	1.03	29.2	4.9	43	3.12
K285147		6.72	<0.005	7	1.94	2.06	11	610	0.67	0.07	23.3	1.41	19.20	3.7	34	2.81
K285148		5.56	<0.005	5	1.41	2.26	11	520	0.65	0.06	21.8	0.70	23.3	3.9	31	3.97
K285149		7.76	<0.005	14	1.63	2.90	11	880	0.87	0.08	16.25	1.55	26.2	4.4	45	4.13
K285150		5.74	<0.005	49	6.71	3.44	34	960	0.84	0.06	10.10	0.60	38.7	4.6	28	6.00
K285151		7.13	<0.005	72	3.70	4.71	330	1330	1.01	0.04	6.23	0.18	42.4	6.2	42	6.59
K285152		3.25	<0.005	71	1.40	6.01	103.0	1010	1.80	0.14	4.81	3.53	59.5	10.4	86	7.89
K285153		0.26	0.017	269	23.1	3.92	1050	410	1.14	82.0	7.49	277	37.9	12.7	49	4.18
K285154		3.13	<0.005	19	1.39	4.25	64.1	690	1.02	0.22	7.01	6.30	41.3	11.0	47	4.14
K285155		7.90	<0.005	9	1.21	4.86	54.6	600	1.19	0.15	8.59	4.44	46.8	9.4	53	6.93
K285156		4.58	<0.005	<5	0.70	3.06	13.7	610	0.72	0.05	8.67	2.99	27.4	4.7	24	2.37
K285157		5.72	<0.005	8	0.87	2.55	11	470	0.78	0.10	15.90	2.00	22.9	4.2	21	3.82
K285158		6.09	<0.005	8	0.53	3.12	14	480	0.87	0.08	15.20	2.15	28.8	5.4	24	3.37
K285159		3.07	<0.005	8	0.46	3.01	11	490	0.75	0.06	15.55	2.11	30.5	5.2	26	3.26

***** See Appendix Page for comments regarding this certificate *****

ALS Canada Ltd.
2103 Dollarton Hwy
North Vancouver BC V7H 0A7
Phone: 604 984 0221 Fax: 604 984 0218 www.alsglobal.com

To: **SILVER RANGE RESOURCES LTD.**
C/O ARCHER, CATHRO & ASSOCIATES (1981) LIMITED
1016-510 W HASTINGS ST
VANCOUVER BC V6B 1L8

Finalized Date: 20-AUG-2012
Account: RANSIL

Project: Keg (Main-Group 2)

CERTIFICATE OF ANALYSIS WH12180289

Sample Description	Method	ME-MS61	ME-MS61	ME-MS61	ME-MS61	ME-MS61	ME-MS61	ME-MS61	ME-MS61	ME-MS61	ME-MS61	ME-MS61	ME-MS61	ME-MS61	ME-MS61	ME-MS61
	Analyte	Cu	Fe	Ga	Ge	Hf	In	K	La	Li	Mg	Mn	Mo	Na	Nb	Ni
	Units	ppm	%	ppm	ppm	ppm	ppm	%	ppm	ppm	%	ppm	ppm	%	ppm	ppm
	LOR	0.2	0.01	0.05	0.05	0.1	0.005	0.01	0.5	0.2	0.01	5	0.05	0.01	0.1	0.2
K285124		39.6	1.33	6.75	0.17	1.5	0.044	2.07	26.4	25.3	2.60	359	6.87	0.29	6.0	29.2
K285125		25.5	1.16	6.35	0.18	1.5	0.020	1.86	22.5	27.4	2.60	337	3.03	0.16	6.3	18.0
K285126		31.9	0.96	5.48	0.20	1.2	0.021	1.29	19.5	16.9	1.88	217	2.77	0.28	4.2	19.1
K285127		26.0	1.11	5.13	0.21	1.3	0.037	1.46	21.0	22.3	2.40	363	3.50	0.23	5.1	20.6
K285128		23.8	1.11	6.76	0.22	1.2	0.028	1.35	21.9	27.2	2.50	402	2.51	0.10	5.3	17.3
K285129		1.7	0.45	0.21	0.18	<0.1	<0.005	0.02	0.6	1.2	12.40	215	0.14	0.01	0.2	2.3
K285130		29.2	0.95	4.92	0.22	1.2	0.026	1.18	16.8	17.3	2.20	190	2.07	0.61	4.1	16.3
K285131		24.6	0.80	4.99	0.22	1.1	0.031	1.04	13.6	15.0	1.72	201	3.45	0.62	4.0	14.9
K285132		19.9	1.17	5.95	0.22	1.4	0.019	1.44	19.6	24.1	2.40	227	1.27	0.54	5.7	17.2
K285133		41.4	1.50	8.45	0.26	1.3	0.051	1.58	19.2	22.5	2.03	334	2.96	0.23	5.5	39.4
K285134		59.2	2.02	11.35	0.25	1.9	0.060	2.59	22.5	28.1	2.23	319	2.30	0.17	8.5	51.9
K285135		61.4	1.98	11.80	0.26	1.9	0.050	2.60	23.0	29.0	2.25	312	2.42	0.17	9.0	53.1
K285136		58.9	2.26	10.30	0.22	2.1	0.065	1.54	28.7	18.0	2.28	417	2.77	0.21	14.8	64.2
K285137		99.5	2.14	11.40	0.20	2.0	0.011	1.26	26.2	44.3	2.21	281	2.02	0.20	8.3	41.2
K285138		200	2.75	12.80	0.20	2.2	0.101	1.11	27.8	46.7	2.32	291	1.32	0.26	9.3	45.4
K285139		99.7	2.34	12.85	0.21	2.5	0.104	2.08	26.3	39.1	2.08	301	2.68	0.24	9.8	46.0
K285140		1.8	0.47	0.37	0.12	<0.1	<0.005	0.04	0.6	1.4	12.65	203	0.11	0.01	0.3	2.4
K285141		74.1	2.08	12.40	0.22	1.9	0.037	1.96	26.6	28.1	2.23	293	3.39	0.25	8.0	47.8
K285142		66.1	2.14	11.15	0.25	1.7	0.039	2.08	22.0	25.8	2.45	326	2.00	0.34	7.4	45.8
K285143		60.9	2.01	11.25	0.20	1.9	0.038	1.96	22.9	30.3	2.35	325	1.94	0.25	7.8	42.2
K285144		1825	5.72	11.35	0.26	1.2	21.2	1.40	22.4	31.8	2.02	2600	14.60	0.17	7.5	47.7
K285145		37.9	1.66	8.21	0.17	1.6	0.044	1.81	23.2	26.6	2.30	342	3.20	0.45	7.1	43.8
K285146		29.3	1.20	6.06	0.16	1.0	0.021	1.28	21.5	21.2	1.67	396	1.75	0.39	4.2	33.8
K285147		23.3	0.96	4.43	0.15	0.7	0.018	0.99	11.8	17.9	1.21	364	3.31	0.25	6.5	24.6
K285148		21.3	1.02	5.54	0.17	0.8	0.017	0.94	14.7	28.5	1.31	324	3.33	0.11	4.2	26.0
K285149		33.9	1.19	6.38	0.20	1.1	0.021	1.17	16.4	27.4	1.82	362	3.24	0.12	6.0	29.4
K285150		30.1	0.88	7.28	0.23	1.4	<0.005	2.26	21.3	22.4	1.43	410	1.98	0.13	7.6	27.2
K285151		32.4	0.98	10.30	0.26	1.8	<0.005	3.50	21.5	25.9	1.47	315	5.37	0.14	15.0	30.6
K285152		125.0	3.10	14.90	0.25	2.4	<0.005	2.93	31.0	45.4	1.80	244	46.6	0.43	11.0	89.1
K285153		1745	5.27	11.10	0.22	1.2	21.4	1.34	20.8	30.6	1.93	2450	14.90	0.16	7.3	45.4
K285154		71.6	2.26	9.82	0.18	1.8	0.094	2.08	22.1	28.1	1.00	248	26.8	0.36	7.8	81.7
K285155		62.5	2.23	11.05	0.18	1.9	0.047	2.25	26.5	42.1	1.34	293	37.0	0.53	8.5	70.1
K285156		24.2	0.94	5.69	0.16	1.2	0.045	1.63	14.2	23.3	0.97	191	10.10	0.43	4.3	31.9
K285157		18.9	0.84	5.08	0.17	0.9	0.018	1.34	11.6	18.2	0.83	248	10.55	0.20	3.8	29.3
K285158		24.1	1.25	5.75	0.19	1.1	0.020	1.69	15.4	25.9	1.03	301	13.90	0.31	4.8	35.5
K285159		26.7	1.23	5.82	0.05	1.2	0.015	1.67	16.8	22.3	1.04	299	13.90	0.32	5.3	34.8

***** See Appendix Page for comments regarding this certificate *****

ALS Canada Ltd.
2103 Dollarton Hwy
North Vancouver BC V7H 0A7
Phone: 604 984 0221 Fax: 604 984 0218 www.alsglobal.com

To: **SILVER RANGE RESOURCES LTD.**
C/O ARCHER, CATHRO & ASSOCIATES (1981) LIMITED
1016-510 W HASTINGS ST
VANCOUVER BC V6B 1L8

Finalized Date: 20-AUG-2012
Account: RANSIL

Project: Keg (Main-Group 2)

CERTIFICATE OF ANALYSIS WH12180289

Sample Description	Method	ME-MS61	ME-MS61	ME-MS61	ME-MS61	ME-MS61	ME-MS61	ME-MS61	ME-MS61	ME-MS61	ME-MS61	ME-MS61	ME-MS61	ME-MS61	ME-MS61	ME-MS61
	Analyte	P	Pb	Rb	Re	S	Sb	Sc	Se	Sn	Sr	Ta	Te	Th	Ti	Tl
	Units	ppm	ppm	ppm	ppm	%	ppm	ppm	ppm	ppm	ppm	ppm	ppm	ppm	%	ppm
	LOR	10	0.5	0.1	0.002	0.01	0.05	0.1	1	0.2	0.2	0.05	0.05	0.2	0.005	0.02
K285124		3280	44.0	88.1	0.012	0.33	3.30	6.3	11	14.5	336	0.44	0.06	4.6	0.221	1.22
K285125		1810	26.5	87.6	0.008	0.09	3.72	5.6	7	12.9	259	0.45	<0.05	4.5	0.220	0.88
K285126		2370	16.9	54.6	0.013	0.33	2.90	5.4	14	3.7	324	0.32	<0.05	3.6	0.150	0.58
K285127		3010	105.0	62.2	0.007	0.15	2.96	5.6	9	12.4	362	0.36	0.07	3.8	0.184	0.65
K285128		2430	72.5	60.3	0.010	0.09	5.07	5.4	10	16.0	237	0.38	0.06	4.0	0.186	0.70
K285129		200	1.5	1.2	<0.002	0.01	0.05	0.2	1	0.2	47.5	<0.05	<0.05	<0.2	<0.005	<0.02
K285130		2710	17.3	44.5	0.008	0.40	3.01	4.7	6	1.5	354	0.31	0.05	3.4	0.152	0.61
K285131		1600	13.7	41.0	0.004	0.39	2.83	4.5	6	1.6	358	0.29	0.05	3.2	0.142	0.54
K285132		3080	20.1	65.5	0.005	0.60	3.75	5.1	5	2.3	395	0.42	<0.05	4.4	0.201	1.15
K285133		690	307	81.4	0.014	0.63	5.13	7.0	18	7.7	296	0.39	0.10	4.9	0.197	1.02
K285134		570	111.5	138.0	0.013	0.78	1.81	9.5	19	9.8	253	0.62	0.09	6.7	0.309	1.77
K285135		580	99.7	139.5	0.013	0.75	1.83	9.8	19	9.9	257	0.61	0.09	6.8	0.316	1.82
K285136		900	65.9	85.1	0.009	0.74	1.44	9.8	14	12.9	295	0.91	0.07	6.0	0.387	1.00
K285137		510	216	95.8	0.010	0.89	3.12	9.3	13	49.6	289	0.61	0.06	7.3	0.301	1.31
K285138		520	856	97.7	0.007	1.51	5.98	10.0	17	74.9	285	0.66	0.09	8.1	0.322	1.23
K285139		530	540	130.5	0.010	0.96	4.10	10.3	16	38.9	284	0.69	0.08	8.4	0.335	1.70
K285140		190	4.2	1.8	<0.002	0.02	0.05	0.3	1	0.4	46.2	<0.05	<0.05	<0.2	0.007	0.02
K285141		530	81.8	114.5	0.011	0.87	2.13	9.7	13	20.0	264	0.58	0.05	7.3	0.295	1.64
K285142		510	280	105.0	0.009	0.84	1.72	9.3	19	15.0	265	0.55	0.09	6.5	0.263	1.37
K285143		530	107.5	105.0	0.007	0.75	1.76	9.7	15	17.5	271	0.55	0.08	6.8	0.271	1.30
K285144		810	1395	65.6	0.016	2.72	8.10	6.8	54	216	160.5	0.55	0.59	5.5	0.261	0.60
K285145		1160	59.0	74.5	0.012	0.64	3.46	6.7	13	5.1	341	0.51	0.08	5.3	0.231	0.83
K285146		950	22.9	61.4	0.013	0.41	1.98	5.1	8	3.3	389	0.30	0.07	3.7	0.144	0.64
K285147		700	23.7	40.3	0.009	0.31	1.21	3.8	10	1.6	517	0.22	0.06	2.8	0.108	0.38
K285148		710	20.2	43.7	0.010	0.38	1.78	3.9	10	2.4	464	0.25	0.05	3.1	0.117	0.45
K285149		870	20.1	58.8	0.009	0.44	1.87	5.3	9	9.3	350	0.32	<0.05	4.0	0.157	0.67
K285150		630	31.1	127.5	0.002	0.23	1.60	5.0	3	46.0	224	0.47	<0.05	5.1	0.213	1.32
K285151		590	14.3	184.0	0.011	0.23	3.21	7.6	3	66.1	201	0.60	<0.05	6.7	0.287	1.94
K285152		840	137.5	185.5	0.065	1.57	2.70	12.1	14	61.3	352	0.74	0.07	8.8	0.354	2.27
K285153		790	1300	62.7	0.020	2.62	7.71	6.5	52	211	156.0	0.53	0.49	5.2	0.246	0.58
K285154		520	196.0	105.5	0.037	1.06	4.61	7.0	17	17.0	265	0.58	0.08	6.3	0.261	1.85
K285155		600	121.0	123.5	0.040	1.31	4.79	8.6	13	11.0	279	0.61	0.08	6.9	0.271	2.57
K285156		420	106.0	62.7	0.015	0.35	3.33	3.8	7	4.4	232	0.32	0.05	3.6	0.144	1.13
K285157		460	151.0	50.8	0.013	0.39	4.75	3.3	13	4.5	333	0.29	0.07	3.3	0.133	0.89
K285158		490	68.8	72.5	0.017	0.68	4.63	4.4	8	5.9	330	0.34	0.05	4.0	0.162	1.26
K285159		530	59.0	71.0	0.018	0.66	6.22	5.0	6	6.1	325	0.40	<0.05	4.2	0.169	1.23

***** See Appendix Page for comments regarding this certificate *****

ALS Canada Ltd.
2103 Dollarton Hwy
North Vancouver BC V7H 0A7
Phone: 604 984 0221 Fax: 604 984 0218 www.alsglobal.com

To: **SILVER RANGE RESOURCES LTD.**
C/O ARCHER, CATHRO & ASSOCIATES (1981) LIMITED
1016-510 W HASTINGS ST
VANCOUVER BC V6B 1L8

Finalized Date: 20-AUG-2012
Account: RANSIL

Project: Keg (Main-Group 2)

CERTIFICATE OF ANALYSIS WH12180289

Sample Description	Method	ME-MS61	ME-MS61	ME-MS61	ME-MS61	ME-MS61	ME-MS61	Zn-OG62
	Analyte	U	V	W	Y	Zn	Zr	Zn
	Units	ppm	ppm	ppm	ppm	ppm	ppm	%
	LOR	0.1	1	0.1	0.1	2	0.5	0.001
K285124		4.4	140	0.9	35.7	178	55.8	
K285125		2.9	82	0.8	30.2	70	52.8	
K285126		3.2	62	0.6	27.4	90	42.8	
K285127		3.5	72	0.6	28.0	147	44.7	
K285128		3.1	59	0.6	28.5	109	44.3	
K285129		0.5	3	0.1	0.8	18	<0.5	
K285130		2.7	56	0.4	25.3	88	38.8	
K285131		2.2	56	0.4	18.3	230	37.1	
K285132		2.6	61	0.6	25.0	82	46.7	
K285133		2.6	84	1.1	21.8	169	47.9	
K285134		2.6	93	3.5	19.1	285	60.5	
K285135		2.7	95	3.4	21.5	266	65.4	
K285136		2.7	100	1.6	21.6	297	75.2	
K285137		2.4	93	1.1	24.3	163	60.4	
K285138		2.4	87	1.1	26.8	693	73.9	
K285139		2.8	102	1.3	25.7	563	81.2	
K285140		0.6	3	0.1	0.9	20	0.8	
K285141		2.8	110	1.1	25.9	208	115.0	
K285142		2.5	99	1.0	23.4	174	58.8	
K285143		2.5	83	1.0	22.6	170	62.1	
K285144		2.8	104	5.7	22.6	>10000	39.7	1.425
K285145		3.2	90	1.0	21.7	137	48.2	
K285146		3.1	52	0.6	19.8	111	35.6	
K285147		2.9	42	0.6	11.4	89	23.8	
K285148		3.2	45	0.7	14.1	67	27.8	
K285149		3.1	56	0.8	15.9	102	43.1	
K285150		2.9	38	2.3	19.5	116	46.4	
K285151		3.8	74	3.0	22.8	67	61.8	
K285152		7.2	263	1.9	31.7	275	86.6	
K285153		2.7	97	5.5	20.0	>10000	36.6	1.430
K285154		3.3	226	1.2	23.3	470	62.7	
K285155		3.5	233	1.5	24.5	287	65.7	
K285156		2.0	77	0.6	14.3	226	36.6	
K285157		2.1	73	0.6	13.4	192	30.7	
K285158		2.4	103	0.7	14.5	189	38.3	
K285159		2.6	106	0.8	16.3	192	39.4	

***** See Appendix Page for comments regarding this certificate *****

ALS Canada Ltd.
2103 Dollarton Hwy
North Vancouver BC V7H 0A7
Phone: 604 984 0221 Fax: 604 984 0218 www.alsglobal.com

To: **SILVER RANGE RESOURCES LTD.**
C/O ARCHER, CATHRO & ASSOCIATES (1981) LIMITED
1016-510 W HASTINGS ST
VANCOUVER BC V6B 1L8

Finalized Date: 20-AUG-2012
Account: RANSIL

Project: Keg (Main-Group 2)

CERTIFICATE OF ANALYSIS WH12180289

Method	CERTIFICATE COMMENTS
ME-MS61	Interference: Ca>10% on ICP-MS As, ICP-AES results shown.
ME-MS61	REE's may not be totally soluble in this method.

ALS Canada Ltd.

2103 Dollarton Hwy
North Vancouver BC V7H 0A7
Phone: 604 984 0221 Fax: 604 984 0218 www.alsglobal.com

To: **SILVER RANGE RESOURCES LTD.**
C/O ARCHER, CATHRO & ASSOCIATES (1981) LIMITED
1016-510 W HASTINGS ST
VANCOUVER BC V6B 1L8

Finalized Date: 21-AUG-2012
Account: RANSIL

CERTIFICATE WH12180690

Project: Weld Group 7

P.O. No.: Batch 21

This report is for 36 Drill Core samples submitted to our lab in Whitehorse, YT, Canada on 2-AUG-2012.

The following have access to data associated with this certificate:

MATT DUMALA	JOAN MARIACHER	HEATHER SMITH

SAMPLE PREPARATION

ALS CODE	DESCRIPTION
WEI-21	Received Sample Weight
LOG-22	Sample login - Rcd w/o BarCode
CRU-31	Fine crushing - 70%<2mm
CRU-QC	Crushing QC Test
SPL-21	Split sample - riffle splitter
PUL-QC	Pulverizing QC Test
PUL-31	Pulverize split to 85%<75 um
LOG-22d	Sample login - Rcd w/o BarCode dup
SPL-21d	Split sample - duplicate
PUL-31d	Pulverize Split - duplicate
LOG-23	Pulp Login - Rcvd with Barcode

ANALYTICAL PROCEDURES

ALS CODE	DESCRIPTION	INSTRUMENT
Au-AA24	Au 50g FA AA finish	AAS
ME-OG62	Ore Grade Elements - Four Acid	ICP-AES
Sn-XRF05	Sn-Trace Level XRF Analysis	XRF
ME-MS61	48 element four acid ICP-MS	
Ag-OG62	Ore Grade Ag - Four Acid	VARIABLE
Pb-OG62	Ore Grade Pb - Four Acid	VARIABLE
Zn-OG62	Ore Grade Zn - Four Acid	VARIABLE

To: **SILVER RANGE RESOURCES LTD.**
ATTN: JOAN MARIACHER
C/O ARCHER, CATHRO & ASSOCIATES (1981) LIMITED
1016-510 W HASTINGS ST
VANCOUVER BC V6B 1L8

This is the Final Report and supersedes any preliminary report with this certificate number. Results apply to samples as submitted. All pages of this report have been checked and approved for release.

***** See Appendix Page for comments regarding this certificate *****

Signature: 

Colin Ramshaw, Vancouver Laboratory Manager

ALS Canada Ltd.
2103 Dollarton Hwy
North Vancouver BC V7H 0A7
Phone: 604 984 0221 Fax: 604 984 0218 www.alsglobal.com

To: **SILVER RANGE RESOURCES LTD.**
C/O ARCHER, CATHRO & ASSOCIATES (1981) LIMITED
1016-510 W HASTINGS ST
VANCOUVER BC V6B 1L8

Finalized Date: 21-AUG-2012
Account: RANSIL

Project: Weld Group 7

CERTIFICATE OF ANALYSIS WH12180690

Sample Description	Method	WEI-21	Au-AA24	Sn-XRF05	ME-MS61	ME-MS61	ME-MS61	ME-MS61	ME-MS61	ME-MS61	ME-MS61	ME-MS61	ME-MS61	ME-MS61	ME-MS61	ME-MS61
	Analyte	Recvd Wt.	Au	Sn	Ag	Al	As	Ba	Be	Bi	Ca	Cd	Ce	Co	Cr	Cs
	Units	kg	ppm	ppm	ppm	%	ppm	ppm	ppm	ppm	%	ppm	ppm	ppm	ppm	ppm
	LOR	0.02	0.005	5	0.01	0.01	0.2	10	0.05	0.01	0.01	0.02	0.01	0.1	1	0.05
K979101		1.51	<0.005	10	21.2	2.64	50.3	520	0.70	6.88	2.54	56.2	25.9	3.3	38	1.92
K979102		0.99	<0.005	9	5.97	2.34	12.3	720	0.81	0.65	1.35	13.45	23.2	1.3	31	1.50
K979103		0.28	<0.005	15	32.5	2.74	20.6	650	0.64	1.52	1.37	22.6	25.3	1.6	43	1.30
K979104		0.38	<0.005	12	12.70	2.34	43.1	1460	0.39	3.36	0.26	26.9	46.0	0.8	34	0.97
K979105		0.42	<0.005	18	25.4	2.07	36.6	1220	0.22	6.34	0.27	25.2	35.4	1.1	34	0.55
K979106		4.23	<0.005	<5	0.09	0.09	<5	30	<0.05	0.05	20.3	0.21	1.34	1.5	1	0.35
K979107		3.10	<0.005	5	1.46	2.09	29.8	600	0.78	0.10	1.68	30.1	23.7	3.7	36	2.53
K979108		1.15	<0.005	9	2.55	3.30	43.6	980	0.75	0.17	1.59	13.80	39.1	3.2	44	1.66
K979109		<0.02	<0.005	7	1.92	3.16	48.8	930	0.73	0.15	1.51	14.20	36.9	3.3	41	1.67
K979110		4.21	<0.005	5	2.39	2.46	40.6	750	1.04	0.11	2.70	37.9	28.1	4.4	43	3.10
K979111		3.00	<0.005	11	2.67	3.23	48.0	720	1.33	0.15	2.30	90.3	33.0	7.9	63	4.61
K979112		1.96	<0.005	16	39.4	2.62	34.8	360	0.61	3.71	0.53	50.7	24.4	2.0	41	2.18
K979113		1.22	<0.005	<5	0.99	3.45	32.7	500	1.26	0.14	1.41	31.6	38.5	7.2	68	6.37
K979114		1.02	<0.005	11	2.01	2.83	48.7	350	0.89	0.76	1.44	21.5	36.5	2.7	72	3.98
K979115		2.52	<0.005	5	1.06	2.92	34.1	500	1.04	0.17	3.60	18.20	40.5	4.7	63	3.88
K979116		0.38	<0.005	16	3.35	2.10	23	130	1.23	0.39	14.50	133.5	29.9	9.6	26	0.91
K979117		0.26	0.093	26	64.3	5.00	2670	570	0.62	4.11	6.68	134.5	26.9	12.4	43	2.95
K979118		3.24	<0.005	19	22.4	3.17	18.1	690	0.82	10.60	3.11	106.5	23.2	6.0	59	2.82
K979119		0.64	0.019	182	>100	3.76	30.6	100	0.95	122.0	2.94	620	25.7	22.3	54	0.74
K979120		1.05	<0.005	10	15.35	3.10	25.9	440	1.04	2.59	1.46	20.8	34.0	6.3	46	3.66
K979121		2.05	<0.005	<5	1.02	3.56	32.6	470	0.98	0.16	1.42	0.89	38.4	6.4	50	3.41
K979122		0.66	<0.005	36	38.4	2.67	116.5	460	0.51	2.26	1.08	141.0	12.95	6.6	35	1.62
K979123		0.42	0.108	85	>100	2.71	6920	260	0.48	10.60	0.69	185.0	20.1	9.7	34	3.03
K979124		2.70	<0.005	<5	0.23	0.07	<5	20	<0.05	0.04	20.1	0.34	1.31	1.5	1	0.17
K979125		2.14	<0.005	<5	1.37	3.71	52.2	500	1.31	0.18	1.35	1.22	43.3	6.7	44	5.11
K979126		3.85	<0.005	<5	1.57	3.49	34.3	460	1.25	0.18	2.38	0.89	35.8	5.5	49	4.69
K979127		4.59	<0.005	<5	0.72	2.95	27.4	350	0.95	0.12	4.31	0.03	29.3	5.0	45	3.35
K979128		2.27	<0.005	<5	0.68	2.82	20.1	330	1.03	0.10	4.38	<0.02	29.2	4.8	47	3.13
K979129		3.76	<0.005	11	2.02	2.83	14.9	1070	1.22	0.47	6.94	4.84	31.2	6.9	41	2.73
K979130		3.74	<0.005	7	3.50	2.78	15.8	800	1.36	0.45	9.72	14.65	27.9	7.0	43	2.76
K979131		3.39	<0.005	13	5.21	3.08	24.1	1190	1.20	1.82	5.89	9.95	32.2	7.4	45	4.03
K979132		0.26	0.112	25	62.4	5.16	2650	570	0.68	4.09	6.77	134.5	27.0	12.4	42	2.96
K979133		3.28	<0.005	<5	0.46	2.36	49.0	730	0.85	0.10	2.48	<0.02	25.1	5.6	48	3.35
K979134		0.93	0.009	<5	2.15	1.92	88.9	180	0.67	0.41	1.71	<0.02	18.30	5.5	43	2.93
K979135		0.89	<0.005	15	2.05	2.56	18	940	1.28	2.37	11.75	2.42	23.8	4.5	28	1.37
K979136		2.44	<0.005	10	4.02	3.32	41.4	1870	1.50	0.93	9.83	9.21	31.0	9.7	43	2.24

***** See Appendix Page for comments regarding this certificate *****

ALS Canada Ltd.
2103 Dollarton Hwy
North Vancouver BC V7H 0A7
Phone: 604 984 0221 Fax: 604 984 0218 www.alsglobal.com

To: **SILVER RANGE RESOURCES LTD.**
C/O ARCHER, CATHRO & ASSOCIATES (1981) LIMITED
1016-510 W HASTINGS ST
VANCOUVER BC V6B 1L8

Finalized Date: 21-AUG-2012
Account: RANSIL

Project: Weld Group 7

CERTIFICATE OF ANALYSIS WH12180690

Sample Description	Method	ME-MS61	ME-MS61	ME-MS61	ME-MS61	ME-MS61	ME-MS61	ME-MS61	ME-MS61	ME-MS61	ME-MS61	ME-MS61	ME-MS61	ME-MS61	ME-MS61	ME-MS61
	Analyte	Cu	Fe	Ga	Ge	Hf	In	K	La	Li	Mg	Mn	Mo	Na	Nb	Ni
	Units	ppm	%	ppm	ppm	ppm	ppm	%	ppm	ppm	%	ppm	ppm	%	ppm	ppm
	LOR	0.2	0.01	0.05	0.05	0.1	0.005	0.01	0.5	0.2	0.01	5	0.05	0.01	0.1	0.2
K979101		413	1.47	8.87	0.06	1.9	0.125	0.83	16.0	25.3	2.57	353	51.2	0.05	6.5	63.4
K979102		466	1.41	7.74	0.10	1.8	0.047	0.93	13.8	17.8	1.50	197	48.9	0.03	5.0	36.2
K979103		432	2.62	10.40	0.18	1.9	0.098	0.84	16.6	19.2	1.50	222	55.5	0.03	10.0	48.1
K979104		354	3.12	8.98	0.22	2.1	0.207	1.16	29.3	14.5	0.50	77	121.5	0.03	6.8	24.0
K979105		406	4.17	11.20	0.56	2.2	0.349	0.97	22.4	4.2	0.21	23	84.8	0.02	7.5	10.4
K979106		3.9	0.49	0.49	<0.05	<0.1	<0.005	0.03	0.7	1.4	12.45	208	0.71	0.01	0.4	0.7
K979107		99.2	1.31	6.96	<0.05	1.6	0.012	0.81	15.1	20.5	1.33	220	52.5	0.04	4.5	93.8
K979108		119.0	1.73	11.95	0.09	2.4	0.020	1.35	26.8	15.7	1.59	217	60.0	0.04	7.0	64.6
K979109		131.5	1.61	11.40	0.07	2.4	0.020	1.30	25.1	15.2	1.52	204	58.2	0.04	6.8	62.4
K979110		88.9	1.30	7.86	0.06	1.9	0.010	1.04	18.4	16.9	1.74	234	58.2	0.06	5.4	87.9
K979111		135.0	1.63	9.87	0.10	2.0	0.026	1.25	21.6	25.6	1.64	179	65.4	0.07	6.1	120.5
K979112		744	3.73	9.81	0.19	1.9	0.129	0.66	16.6	48.2	1.72	343	54.7	0.02	5.9	48.2
K979113		107.0	1.12	10.50	0.09	2.3	0.025	1.27	25.8	38.2	1.11	146	31.6	0.05	16.3	128.0
K979114		510	0.97	10.25	0.09	1.8	0.038	0.76	23.5	32.1	0.80	141	21.7	0.02	13.4	57.4
K979115		144.5	1.39	9.12	0.14	2.0	0.044	1.24	25.1	22.8	1.78	300	29.1	0.07	13.7	66.2
K979116		277	5.66	9.43	0.14	1.4	0.016	0.16	18.0	8.2	5.07	2230	25.1	0.01	7.4	172.5
K979117		1020	3.63	11.45	<0.05	1.4	0.073	1.34	14.4	14.9	0.67	2770	5.39	1.21	4.5	25.4
K979118		937	2.51	9.34	0.17	2.0	0.156	1.59	15.1	29.2	2.17	583	35.0	0.05	14.0	63.5
K979119		6890	9.15	23.1	1.93	2.1	1.285	0.23	16.1	52.3	3.23	1280	35.7	0.01	15.5	129.0
K979120		408	1.04	9.13	0.08	2.1	0.043	1.27	20.5	29.3	0.82	220	29.2	0.03	12.4	68.5
K979121		78.5	1.92	10.95	0.07	2.5	0.022	1.55	23.6	24.7	0.80	170	32.2	0.04	12.4	89.6
K979122		496	2.64	9.29	0.10	1.7	0.223	1.11	7.5	19.8	0.70	334	18.45	0.02	8.7	61.8
K979123		1365	9.74	9.28	0.47	1.6	0.507	1.50	11.8	21.6	0.58	230	21.2	0.02	9.9	52.2
K979124		4.4	0.46	0.41	<0.05	<0.1	<0.005	0.02	0.7	1.1	12.40	204	0.36	0.01	0.4	0.3
K979125		74.9	2.06	11.35	0.07	2.5	0.019	1.67	25.7	44.3	1.26	246	27.0	0.04	12.6	86.1
K979126		54.9	1.47	10.25	0.05	2.3	0.012	1.53	22.0	28.0	1.58	271	25.9	0.06	11.7	65.4
K979127		34.5	1.71	8.88	<0.05	2.0	0.006	1.22	17.5	16.7	2.45	357	28.7	0.06	12.3	62.2
K979128		33.1	1.68	8.51	<0.05	1.9	0.008	1.14	17.7	15.4	2.49	368	27.2	0.06	11.8	60.3
K979129		153.0	2.56	8.59	0.05	1.7	0.011	1.34	18.6	32.6	4.11	685	32.6	0.07	5.7	55.4
K979130		396	2.12	8.36	<0.05	1.5	0.010	0.96	16.7	34.6	5.38	607	24.8	0.07	5.1	50.2
K979131		309	1.87	8.78	<0.05	1.8	0.009	1.69	20.1	32.5	3.19	562	36.7	0.08	5.7	58.7
K979132		1010	3.69	11.15	<0.05	1.4	0.074	1.34	14.4	14.9	0.68	2810	5.40	1.26	4.5	25.8
K979133		41.5	1.12	7.34	<0.05	1.6	<0.005	1.14	16.1	19.2	1.29	248	46.0	0.06	4.8	67.3
K979134		141.5	7.07	5.62	0.14	1.3	<0.005	0.85	11.5	21.4	1.16	137	31.2	0.04	4.2	62.1
K979135		70.6	2.98	9.76	<0.05	1.4	0.070	0.85	14.1	29.4	6.42	1260	28.1	0.05	5.5	43.1
K979136		360	2.01	9.38	<0.05	1.6	0.035	2.23	18.3	30.3	5.41	813	32.4	0.08	6.2	50.0

***** See Appendix Page for comments regarding this certificate *****

ALS Canada Ltd.
2103 Dollarton Hwy
North Vancouver BC V7H 0A7
Phone: 604 984 0221 Fax: 604 984 0218 www.alsglobal.com

To: **SILVER RANGE RESOURCES LTD.**
C/O ARCHER, CATHRO & ASSOCIATES (1981) LIMITED
1016-510 W HASTINGS ST
VANCOUVER BC V6B 1L8

Finalized Date: 21-AUG-2012
Account: RANSIL

Project: Weld Group 7

CERTIFICATE OF ANALYSIS WH12180690

Sample Description	Method	ME-MS61	ME-MS61	ME-MS61	ME-MS61	ME-MS61	ME-MS61	ME-MS61	ME-MS61	ME-MS61	ME-MS61	ME-MS61	ME-MS61	ME-MS61	ME-MS61	ME-MS61
	Analyte	P	Pb	Rb	Re	S	Sb	Sc	Se	Sn	Sr	Ta	Te	Th	Ti	Tl
	Units	ppm	ppm	ppm	ppm	%	ppm	ppm	ppm	ppm	ppm	ppm	ppm	ppm	%	ppm
	LOR	10	0.5	0.1	0.002	0.01	0.05	0.1	1	0.2	0.2	0.05	0.05	0.2	0.005	0.02
K979101		380	2060	31.2	0.041	0.32	24.0	5.0	11	7.0	92.9	0.43	0.22	5.1	0.136	0.51
K979102		370	1665	34.1	0.027	0.08	16.60	4.3	22	3.8	60.3	0.35	0.10	4.5	0.123	0.53
K979103		370	2620	31.9	0.015	0.09	21.4	6.4	44	11.3	73.6	0.45	0.17	5.5	0.141	0.56
K979104		1350	4440	39.1	0.016	0.46	30.8	6.6	36	6.6	135.0	0.47	0.31	5.8	0.157	1.09
K979105		1950	>10000	30.5	0.012	1.09	62.9	7.3	145	14.6	153.5	0.50	0.96	8.0	0.180	1.26
K979106		160	34.8	1.7	<0.002	0.02	0.30	0.6	<1	<0.2	42.0	<0.05	<0.05	<0.2	0.005	<0.02
K979107		410	304	34.0	0.056	0.19	12.95	4.3	4	2.2	88.6	0.31	0.10	3.9	0.116	0.71
K979108		770	605	48.3	0.018	0.03	15.85	8.4	7	7.0	127.0	0.50	0.09	6.3	0.173	0.69
K979109		770	540	47.4	0.020	0.03	15.00	8.2	6	6.6	122.0	0.49	0.09	6.1	0.167	0.69
K979110		680	78.1	46.2	0.086	0.38	14.45	4.9	4	1.5	180.0	0.38	0.10	4.7	0.128	1.03
K979111		610	58.8	57.4	0.082	0.63	17.85	5.9	10	0.9	152.5	0.41	0.13	5.6	0.157	1.44
K979112		600	7010	37.3	0.035	0.24	39.8	4.9	40	7.2	56.5	0.39	0.26	4.9	0.147	0.69
K979113		1800	61.5	70.0	0.029	0.31	10.30	6.2	12	1.4	83.1	1.06	0.08	7.3	0.183	1.43
K979114		2760	89.6	42.3	0.024	0.10	9.62	4.9	9	8.3	82.4	0.90	0.05	6.8	0.146	0.78
K979115		3550	146.0	52.8	0.031	0.45	9.72	5.5	9	2.5	119.5	0.85	0.05	6.5	0.157	1.02
K979116		880	522	6.6	0.009	1.51	38.7	10.9	13	1.8	112.5	0.39	0.10	4.4	0.101	0.83
K979117		630	>10000	62.9	0.002	2.65	59.3	8.5	5	2.9	419	0.32	0.20	3.8	0.210	0.82
K979118		840	2760	63.8	0.032	1.44	20.3	5.5	40	5.5	93.4	0.89	0.27	6.1	0.170	1.07
K979119		1480	>10000	14.2	0.028	6.92	157.5	17.4	445	122.0	23.6	0.94	2.69	6.8	0.204	2.07
K979120		1260	1165	57.9	0.031	0.50	14.55	5.0	14	9.6	58.1	0.78	0.13	7.7	0.164	1.22
K979121		1010	68.7	68.3	0.033	1.33	17.15	7.9	5	3.6	64.0	0.83	0.06	8.4	0.198	1.45
K979122		710	4150	49.3	0.017	2.12	47.6	6.2	26	19.6	55.6	0.56	0.26	4.8	0.133	1.06
K979123		420	>10000	73.6	0.021	>10.0	141.0	3.9	92	67.2	55.0	0.61	1.10	4.8	0.130	1.35
K979124		170	17.0	1.4	<0.002	0.03	0.36	0.4	<1	0.2	44.7	<0.05	<0.05	<0.2	<0.005	<0.02
K979125		850	77.4	78.3	0.027	1.39	13.65	6.2	5	1.6	52.2	0.82	0.07	8.6	0.193	1.58
K979126		430	99.3	63.0	0.023	0.69	12.70	5.9	3	1.7	92.6	0.73	0.06	7.3	0.185	1.37
K979127		410	29.9	47.7	0.025	0.91	13.55	5.7	3	1.1	128.5	0.76	0.06	6.0	0.158	1.01
K979128		430	27.7	44.8	0.024	0.89	13.00	5.5	3	1.1	124.5	0.73	0.05	5.9	0.149	0.94
K979129		450	245	50.7	0.024	0.88	13.95	6.4	4	6.7	214	0.37	0.05	5.1	0.143	0.72
K979130		1010	248	36.6	0.019	0.91	15.50	6.6	5	3.0	304	0.33	0.06	4.7	0.135	0.56
K979131		550	752	68.4	0.028	0.63	11.55	6.6	7	6.0	262	0.37	0.11	5.3	0.153	0.90
K979132		640	>10000	63.3	0.002	2.71	59.0	8.4	5	2.9	435	0.32	0.18	3.9	0.209	0.80
K979133		400	24.9	47.8	0.046	0.29	7.38	4.5	2	3.7	175.0	0.32	<0.05	4.1	0.125	0.64
K979134		810	42.4	43.7	0.026	4.20	17.20	3.7	19	0.8	104.5	0.27	0.21	3.6	0.101	0.85
K979135		410	174.5	30.2	0.023	0.55	34.8	7.6	4	13.9	255	0.34	0.13	4.2	0.126	0.39
K979136		430	431	88.4	0.021	0.45	13.95	7.5	5	6.5	313	0.35	0.07	4.8	0.157	0.91

***** See Appendix Page for comments regarding this certificate *****

ALS Canada Ltd.
2103 Dollarton Hwy
North Vancouver BC V7H 0A7
Phone: 604 984 0221 Fax: 604 984 0218 www.alsglobal.com

To: **SILVER RANGE RESOURCES LTD.**
C/O ARCHER, CATHRO & ASSOCIATES (1981) LIMITED
1016-510 W HASTINGS ST
VANCOUVER BC V6B 1L8

Finalized Date: 21-AUG-2012
Account: RANSIL

Project: Weld Group 7

CERTIFICATE OF ANALYSIS WH12180690

Sample Description	Method	ME-MS61	ME-MS61	ME-MS61	ME-MS61	ME-MS61	ME-MS61	Ag-OG62	Pb-OG62	Zn-OG62
	Analyte	U	V	W	Y	Zn	Zr	Ag	Pb	Zn
	Units	ppm	ppm	ppm	ppm	ppm	ppm	ppm	%	%
	LOR	0.1	1	0.1	0.1	2	0.5	1	0.001	0.001
K979101		9.0	620	1.0	14.8	2620	68.3			
K979102		10.3	714	0.8	13.3	1110	62.5			
K979103		14.1	804	33.2	14.7	2030	70.2			
K979104		16.0	653	1.6	17.3	920	75.3			
K979105		12.3	559	1.5	12.2	503	78.7		1.300	
K979106		0.6	6	0.1	0.9	20	0.8			
K979107		11.4	854	1.3	18.0	825	56.9			
K979108		16.9	1160	1.4	28.7	1140	90.5			
K979109		16.7	1120	1.4	27.6	1060	85.7			
K979110		17.0	976	0.9	23.3	631	67.9			
K979111		16.0	1280	0.9	19.2	861	71.7			
K979112		12.7	945	0.9	13.2	2590	69.4			
K979113		9.8	1050	1.1	22.3	1150	86.6			
K979114		11.3	947	1.0	28.0	476	71.0			
K979115		9.7	624	1.1	32.5	360	75.3			
K979116		8.7	692	2.9	46.4	5390	62.6			
K979117		1.7	63	9.1	12.1	>10000	41.4		2.93	1.980
K979118		7.5	605	1.1	15.0	4950	79.0			
K979119		9.9	1190	2.4	25.2	>10000	83.9	296	3.59	3.26
K979120		8.6	612	0.9	19.6	1040	81.5			
K979121		11.0	650	1.6	17.3	155	92.7			
K979122		5.3	415	1.5	11.8	7090	60.7			
K979123		5.1	369	0.8	11.6	>10000	60.7	133	1.340	1.320
K979124		0.5	5	0.1	0.9	38	0.7			
K979125		7.9	567	0.8	18.8	93	90.2			
K979126		7.1	623	0.7	14.0	69	85.3			
K979127		7.3	508	0.7	13.4	14	76.2			
K979128		7.3	467	0.6	13.8	12	73.5			
K979129		8.6	503	0.7	18.6	251	58.4			
K979130		7.7	405	0.7	22.2	611	53.4			
K979131		9.5	423	0.7	18.5	448	63.5			
K979132		1.7	62	9.5	12.3	>10000	40.9		1.970	2.02
K979133		9.2	706	0.7	14.6	60	57.5			
K979134		7.6	565	0.5	14.5	27	46.4			
K979135		8.0	425	0.7	17.7	138	51.5			
K979136		7.8	446	0.7	17.8	381	61.5			

***** See Appendix Page for comments regarding this certificate *****

ALS Canada Ltd.
2103 Dollarton Hwy
North Vancouver BC V7H 0A7
Phone: 604 984 0221 Fax: 604 984 0218 www.alsglobal.com

To: **SILVER RANGE RESOURCES LTD.**
C/O ARCHER, CATHRO & ASSOCIATES (1981) LIMITED
1016- 510 W HASTINGS ST
VANCOUVER BC V6B 1L8

Finalized Date: 21- AUG- 2012
Account: RANSIL

Project: Weld Group 7

CERTIFICATE OF ANALYSIS WH12180690

Method	CERTIFICATE COMMENTS
ME- MS61	Interference: Ca> 10% on ICP- MS As, ICP- AES results shown.
ME- MS61	REE's may not be totally soluble in this method.

ALS Canada Ltd.

2103 Dollarton Hwy
North Vancouver BC V7H 0A7
Phone: 604 984 0221 Fax: 604 984 0218 www.alsglobal.com

To: **SILVER RANGE RESOURCES LTD.**
C/O ARCHER, CATHRO & ASSOCIATES (1981) LIMITED
1016-510 W HASTINGS ST
VANCOUVER BC V6B 1L8

Finalized Date: 18-AUG-2012
Account: RANSIL

CERTIFICATE WH12180691

Project: Keg-Group 3

P.O. No.:

This report is for 4 Rock samples submitted to our lab in Whitehorse, YT, Canada on 2-AUG-2012.

The following have access to data associated with this certificate:

MATT DUMALA	JOAN MARIACHER	HEATHER SMITH

SAMPLE PREPARATION

ALS CODE	DESCRIPTION
WEI-21	Received Sample Weight
LOG-22	Sample login - Rcd w/o BarCode
CRU-31	Fine crushing - 70%<2mm
CRU-QC	Crushing QC Test
SPL-21	Split sample - riffle splitter
PUL-QC	Pulverizing QC Test
PUL-31	Pulverize split to 85%<75 um

ANALYTICAL PROCEDURES

ALS CODE	DESCRIPTION	INSTRUMENT
Au-AA24	Au 50g FA AA finish	AAS
ME-MS61	48 element four acid ICP-MS	

To: **SILVER RANGE RESOURCES LTD.**
ATTN: JOAN MARIACHER
C/O ARCHER, CATHRO & ASSOCIATES (1981) LIMITED
1016-510 W HASTINGS ST
VANCOUVER BC V6B 1L8

This is the Final Report and supersedes any preliminary report with this certificate number. Results apply to samples as submitted. All pages of this report have been checked and approved for release.

***** See Appendix Page for comments regarding this certificate *****

Signature:

Colin Ramshaw, Vancouver Laboratory Manager

ALS Canada Ltd.
2103 Dollarton Hwy
North Vancouver BC V7H 0A7
Phone: 604 984 0221 Fax: 604 984 0218 www.alsglobal.com

To: **SILVER RANGE RESOURCES LTD.**
C/O ARCHER, CATHRO & ASSOCIATES (1981) LIMITED
1016- 510 W HASTINGS ST
VANCOUVER BC V6B 1L8

Finalized Date: 18- AUG- 2012
Account: RANSIL

Project: Keg- Group 3

CERTIFICATE OF ANALYSIS WH12180691

Sample Description	Method	WEI-21	Au-AA24	ME-MS61	ME-MS61	ME-MS61	ME-MS61	ME-MS61	ME-MS61	ME-MS61	ME-MS61	ME-MS61	ME-MS61	ME-MS61	ME-MS61	ME-MS61
	Analyte	Recvd Wt.	Au	Ag	Al	As	Ba	Be	Bi	Ca	Cd	Ce	Co	Cr	Cs	Cu
	Units	kg	ppm	ppm	%	ppm	ppm	ppm	ppm	%	ppm	ppm	ppm	ppm	ppm	ppm
	LOR	0.02	0.005	0.01	0.01	0.2	10	0.05	0.01	0.01	0.02	0.01	0.1	1	0.05	0.2
M676755		0.92	0.005	0.80	1.69	1.8	530	0.52	0.12	0.19	0.20	18.40	1.0	34	2.36	7.6
M676756		1.21	0.005	1.46	0.81	2.1	300	0.31	0.15	0.01	<0.02	3.86	0.4	37	2.23	9.1
M676097		0.65	<0.005	1.71	0.58	1.6	370	0.21	0.07	0.02	<0.02	2.82	0.4	37	1.08	9.6
M676098		1.01	0.005	0.93	0.90	2.2	290	0.31	0.08	0.01	0.02	5.36	0.4	43	1.84	9.9

***** See Appendix Page for comments regarding this certificate *****

ALS Canada Ltd.
2103 Dollarton Hwy
North Vancouver BC V7H 0A7
Phone: 604 984 0221 Fax: 604 984 0218 www.alsglobal.com

To: **SILVER RANGE RESOURCES LTD.**
C/O ARCHER, CATHRO & ASSOCIATES (1981) LIMITED
1016- 510 W HASTINGS ST
VANCOUVER BC V6B 1L8

Finalized Date: 18- AUG- 2012
Account: RANSIL

Project: Keg- Group 3

CERTIFICATE OF ANALYSIS WH12180691

Sample Description	Method	ME-MS61	ME-MS61	ME-MS61	ME-MS61	ME-MS61	ME-MS61	ME-MS61	ME-MS61	ME-MS61	ME-MS61	ME-MS61	ME-MS61	ME-MS61	ME-MS61	ME-MS61
	Analyte	Fe	Ga	Ge	Hf	In	K	La	Li	Mg	Mn	Mo	Na	Nb	Ni	P
	Units	%	ppm	ppm	ppm	ppm	%	ppm	ppm	%	ppm	ppm	%	ppm	ppm	ppm
	LOR	0.01	0.05	0.05	0.1	0.005	0.01	0.5	0.2	0.01	5	0.05	0.01	0.1	0.2	10
M676755		0.87	5.15	<0.05	0.8	0.016	0.62	8.4	19.3	0.19	117	0.84	0.11	3.1	5.9	130
M676756		1.09	3.34	<0.05	0.4	0.017	0.37	2.0	12.4	0.04	40	0.91	0.01	1.4	3.5	110
M676097		0.70	1.89	<0.05	0.2	0.014	0.23	1.5	14.1	0.03	44	0.57	0.01	0.9	5.2	30
M676098		0.75	3.06	<0.05	0.4	0.014	0.38	2.8	22.3	0.05	36	0.74	0.01	1.6	3.6	50

***** See Appendix Page for comments regarding this certificate *****

ALS Canada Ltd.
2103 Dollarton Hwy
North Vancouver BC V7H 0A7
Phone: 604 984 0221 Fax: 604 984 0218 www.alsglobal.com

To: **SILVER RANGE RESOURCES LTD.**
C/O ARCHER, CATHRO & ASSOCIATES (1981) LIMITED
1016- 510 W HASTINGS ST
VANCOUVER BC V6B 1L8

Finalized Date: 18- AUG- 2012
Account: RANSIL

Project: Keg- Group 3

CERTIFICATE OF ANALYSIS WH12180691

Sample Description	Method	ME-MS61	ME-MS61	ME-MS61	ME-MS61	ME-MS61	ME-MS61	ME-MS61	ME-MS61	ME-MS61	ME-MS61	ME-MS61	ME-MS61	ME-MS61	ME-MS61	ME-MS61
	Analyte	Pb	Rb	Re	S	Sb	Sc	Se	Sn	Sr	Ta	Te	Th	Ti	Tl	U
	Units	ppm	ppm	ppm	%	ppm	ppm	ppm	ppm	ppm	ppm	ppm	ppm	%	ppm	ppm
	LOR	0.5	0.1	0.002	0.01	0.05	0.1	1	0.2	0.2	0.05	0.05	0.2	0.005	0.02	0.1
M676755		6.7	34.3	0.002	0.10	0.41	5.7	2	0.7	33.0	0.21	0.05	3.3	0.088	0.70	1.2
M676756		5.0	24.2	0.002	0.23	0.31	2.7	4	0.5	33.0	0.09	0.07	1.5	0.038	0.77	0.8
M676097		4.5	16.0	0.002	0.16	0.29	1.4	4	0.3	21.9	0.07	0.06	0.6	0.026	0.48	0.5
M676098		6.3	26.2	0.002	0.15	0.31	2.7	4	0.5	19.6	0.12	0.05	1.3	0.053	0.68	0.8

***** See Appendix Page for comments regarding this certificate *****

ALS Canada Ltd.
2103 Dollarton Hwy
North Vancouver BC V7H 0A7
Phone: 604 984 0221 Fax: 604 984 0218 www.alsglobal.com

To: **SILVER RANGE RESOURCES LTD.**
C/O ARCHER, CATHRO & ASSOCIATES (1981) LIMITED
1016- 510 W HASTINGS ST
VANCOUVER BC V6B 1L8

Finalized Date: 18- AUG- 2012
Account: RANSIL

Project: Keg- Group 3

CERTIFICATE OF ANALYSIS WH12180691

Sample Description	Method Analyte Units LOR	ME-MS61 V ppm 1	ME-MS61 W ppm 0.1	ME-MS61 Y ppm 0.1	ME-MS61 Zn ppm 2	ME-MS61 Zr ppm 0.5
M676755		61	0.5	3.7	10	30.0
M676756		79	0.3	1.0	<2	14.7
M676097		49	0.2	0.6	<2	8.5
M676098		72	0.4	1.2	3	16.4

***** See Appendix Page for comments regarding this certificate *****

ALS Canada Ltd.
2103 Dollarton Hwy
North Vancouver BC V7H 0A7
Phone: 604 984 0221 Fax: 604 984 0218 www.alsglobal.com

To: **SILVER RANGE RESOURCES LTD.**
C/O ARCHER, CATHRO & ASSOCIATES (1981) LIMITED
1016- 510 W HASTINGS ST
VANCOUVER BC V6B 1L8

Page: Appendix 1
Total # Appendix Pages: 1
Finalized Date: 18- AUG- 2012
Account: RANSIL

Project: Keg- Group 3

CERTIFICATE OF ANALYSIS WH12180691

Method	CERTIFICATE COMMENTS
ME- MS61	REE's may not be totally soluble in this method.

ALS Canada Ltd.

2103 Dollarton Hwy
North Vancouver BC V7H 0A7
Phone: 604 984 0221 Fax: 604 984 0218 www.alsglobal.com

To: **SILVER RANGE RESOURCES LTD.**
C/O ARCHER, CATHRO & ASSOCIATES (1981) LIMITED
1016-510 W HASTINGS ST
VANCOUVER BC V6B 1L8

Finalized Date: 20-AUG-2012
Account: RANSIL

CERTIFICATE WH12180692

Project: Keg-Group 4

P.O. No.:

This report is for 21 Rock samples submitted to our lab in Whitehorse, YT, Canada on 2-AUG-2012.

The following have access to data associated with this certificate:

MATT DUMALA	JOAN MARIACHER	HEATHER SMITH

SAMPLE PREPARATION

ALS CODE	DESCRIPTION
WEI-21	Received Sample Weight
LOG-22	Sample login - Rcd w/o BarCode
CRU-31	Fine crushing - 70%<2mm
CRU-QC	Crushing QC Test
SPL-21	Split sample - riffle splitter
PUL-QC	Pulverizing QC Test
PUL-31	Pulverize split to 85%<75 um

ANALYTICAL PROCEDURES

ALS CODE	DESCRIPTION	INSTRUMENT
Au-AA24	Au 50g FA AA finish	AAS
ME-MS61	48 element four acid ICP-MS	

To: **SILVER RANGE RESOURCES LTD.**
ATTN: JOAN MARIACHER
C/O ARCHER, CATHRO & ASSOCIATES (1981) LIMITED
1016-510 W HASTINGS ST
VANCOUVER BC V6B 1L8

This is the Final Report and supersedes any preliminary report with this certificate number. Results apply to samples as submitted. All pages of this report have been checked and approved for release.

***** See Appendix Page for comments regarding this certificate *****

Signature:



Colin Ramshaw, Vancouver Laboratory Manager

ALS Canada Ltd.
2103 Dollarton Hwy
North Vancouver BC V7H 0A7
Phone: 604 984 0221 Fax: 604 984 0218 www.alsglobal.com

To: **SILVER RANGE RESOURCES LTD.**
C/O ARCHER, CATHRO & ASSOCIATES (1981) LIMITED
1016-510 W HASTINGS ST
VANCOUVER BC V6B 1L8

Finalized Date: 20-AUG-2012
Account: RANSIL

Project: Keg-Group 4

CERTIFICATE OF ANALYSIS WH12180692

Sample Description	Method	WEI-21	Au-AA24	ME-MS61	ME-MS61	ME-MS61	ME-MS61	ME-MS61	ME-MS61	ME-MS61	ME-MS61	ME-MS61	ME-MS61	ME-MS61	ME-MS61	ME-MS61
	Analyte	Recvd Wt.	Au	Ag	Al	As	Ba	Be	Bi	Ca	Cd	Ce	Co	Cr	Cs	Cu
	Units	kg	ppm	ppm	%	ppm	ppm	ppm	ppm	%	ppm	ppm	ppm	ppm	ppm	ppm
	LOR	0.02	0.005	0.01	0.01	0.2	10	0.05	0.01	0.01	0.02	0.01	0.1	1	0.05	0.2
M676801		0.59	<0.005	0.49	8.19	3.7	780	1.21	0.21	8.80	0.21	74.3	51.4	126	2.58	379
M676802		0.69	<0.005	0.21	3.81	9.3	10	0.46	0.04	6.93	0.06	31.7	56.1	525	0.39	27.6
M676803		1.59	<0.005	0.33	3.02	12	370	0.42	0.17	13.10	0.20	38.6	36.5	105	1.98	261
M676804		0.60	<0.005	1.25	5.52	8	110	0.51	0.53	10.25	0.43	33.8	78.7	109	0.60	1365
M676806		0.95	0.010	1.59	6.55	<5	380	0.65	2.54	11.90	2.14	39.1	135.0	297	1.96	2160
M676807		0.94	0.017	2.43	3.26	<0.2	200	0.26	0.68	9.89	0.25	18.45	173.5	132	0.70	2680
M676808		0.61	0.005	1.01	2.00	<5	30	0.33	0.43	14.15	0.09	27.7	9.8	27	0.17	319
M676809		0.85	<0.005	0.32	5.45	5	350	0.50	0.14	11.65	0.16	27.2	65.3	225	1.86	388
M676810		0.58	<0.005	0.30	6.97	2.5	30	1.50	0.02	2.67	0.07	24.2	35.2	5	1.14	10.9
M676811		0.56	<0.005	0.36	6.46	0.9	90	1.13	0.09	7.35	0.14	100.5	33.1	65	0.90	141.5
M676812		1.11	<0.005	0.40	9.25	30	60	1.01	4.72	12.20	0.21	72.9	23.0	80	0.30	151.5
M676813		1.03	<0.005	0.21	0.64	11	140	0.15	0.10	19.90	0.15	11.40	22.4	4	1.28	273
M676757		1.82	<0.005	0.19	6.04	11.2	1370	1.88	0.15	5.65	0.29	63.7	8.5	97	5.10	15.3
M676758		1.76	<0.005	1.03	5.55	1.9	200	0.55	0.80	5.13	0.15	44.2	144.5	119	1.19	567
M676759		1.30	<0.005	1.04	6.66	5	470	0.44	0.90	12.25	1.43	35.0	37.3	278	1.76	1125
M676760		1.37	0.006	1.00	6.59	6	390	0.60	0.88	11.10	0.74	45.1	114.5	274	1.90	2060
M676761		1.34	<0.005	0.41	6.90	1.8	230	0.92	0.10	8.73	0.13	58.0	24.3	65	2.23	137.0
M676762		0.80	0.010	0.43	4.21	7	60	0.98	0.16	12.40	0.12	78.8	31.8	118	1.00	166.0
M676763		1.06	<0.005	0.11	4.98	16	70	0.90	0.02	10.65	0.05	33.0	28.9	63	9.16	9.0
M676764		1.28	<0.005	2.45	1.98	17	170	0.43	8.26	14.10	1.77	25.9	60.6	58	0.19	1245
M676765		0.99	<0.005	0.34	4.45	<5	70	0.78	0.11	12.95	0.21	76.5	27.6	238	0.57	154.5

***** See Appendix Page for comments regarding this certificate *****

ALS Canada Ltd.
2103 Dollarton Hwy
North Vancouver BC V7H 0A7
Phone: 604 984 0221 Fax: 604 984 0218 www.alsglobal.com

To: **SILVER RANGE RESOURCES LTD.**
C/ O ARCHER, CATHRO & ASSOCIATES (1981) LIMITED
1016- 510 W HASTINGS ST
VANCOUVER BC V6B 1L8

Finalized Date: 20- AUG- 2012
Account: RANSIL

Project: Keg- Group 4

CERTIFICATE OF ANALYSIS WH12180692

Sample Description	Method	ME- MS61	ME- MS61	ME- MS61	ME- MS61	ME- MS61	ME- MS61	ME- MS61	ME- MS61	ME- MS61	ME- MS61	ME- MS61	ME- MS61	ME- MS61	ME- MS61	ME- MS61
	Analyte	Fe	Ga	Ge	Hf	In	K	La	Li	Mg	Mn	Mo	Na	Nb	Ni	P
	Units	%	ppm	ppm	ppm	ppm	%	ppm	ppm	%	ppm	ppm	%	ppm	ppm	ppm
	LOR	0.01	0.05	0.05	0.1	0.005	0.01	0.5	0.2	0.01	5	0.05	0.01	0.1	0.2	10
M676801		9.70	19.35	0.20	2.3	0.097	1.86	37.7	10.5	3.38	978	1.97	0.14	40.8	104.5	1310
M676802		6.67	11.75	0.09	0.7	0.055	0.01	14.6	59.4	7.11	945	1.33	0.01	17.7	466	850
M676803		8.33	8.39	0.08	0.8	0.116	0.52	20.6	26.9	6.14	1700	4.05	0.23	9.5	90.5	120
M676804		12.75	12.05	0.21	1.7	0.124	0.50	14.3	14.1	3.07	1720	4.98	0.77	18.5	195.5	1280
M676806		13.40	14.90	0.22	1.9	0.159	0.60	19.7	25.2	1.92	1660	1.82	0.26	16.9	543	190
M676807		14.95	6.53	0.23	0.7	0.088	0.41	8.8	15.6	4.87	1620	4.32	0.17	8.1	297	210
M676808		8.81	8.55	0.10	1.7	0.164	0.05	13.2	6.1	6.35	1490	1.02	0.03	7.9	3.5	30
M676809		9.13	12.95	0.12	1.3	0.106	1.09	13.2	21.1	5.32	1560	1.02	0.29	13.6	179.0	450
M676810		8.00	13.10	0.23	1.2	0.038	0.16	10.1	31.6	10.00	319	0.66	0.17	56.6	59.0	2360
M676811		8.57	20.8	0.23	2.2	0.190	0.34	51.4	49.1	8.19	689	1.86	0.34	41.0	41.4	1630
M676812		8.02	26.0	0.19	7.1	0.415	0.06	29.7	40.8	5.42	1960	1.05	0.02	58.2	178.0	1700
M676813		6.99	2.53	<0.05	0.4	0.044	0.21	5.8	7.1	7.13	2090	0.84	0.01	2.1	32.2	150
M676757		2.63	14.60	0.10	2.2	0.046	2.79	37.2	10.8	1.40	302	2.26	0.10	16.6	42.5	970
M676758		18.15	11.70	0.30	1.6	0.083	0.79	20.6	21.9	1.93	1240	2.20	0.61	20.2	319	820
M676759		7.16	14.40	0.08	1.6	0.107	0.60	17.1	26.2	2.56	1480	1.31	0.89	16.1	97.9	330
M676760		10.75	14.35	0.18	1.8	0.112	0.85	22.0	30.7	3.61	1610	2.42	0.27	20.4	304	560
M676761		9.71	18.80	0.20	3.1	0.128	0.97	26.4	38.6	6.23	1500	3.59	0.24	39.6	82.4	1980
M676762		8.29	15.05	0.13	3.8	0.166	0.29	37.3	19.5	7.50	1160	3.47	0.06	49.6	34.8	1560
M676763		6.09	12.75	0.08	0.5	0.042	0.95	14.2	157.5	3.71	1020	1.45	0.02	20.1	54.0	1010
M676764		9.68	8.10	0.10	0.6	0.456	0.04	12.7	22.6	7.52	1330	15.55	0.01	5.0	46.1	140
M676765		7.29	12.60	0.13	1.5	0.147	0.70	39.8	24.2	5.79	1560	1.20	0.04	43.5	69.1	2140

***** See Appendix Page for comments regarding this certificate *****

ALS Canada Ltd.
2103 Dollarton Hwy
North Vancouver BC V7H 0A7
Phone: 604 984 0221 Fax: 604 984 0218 www.alsglobal.com

To: **SILVER RANGE RESOURCES LTD.**
C/O ARCHER, CATHRO & ASSOCIATES (1981) LIMITED
1016-510 W HASTINGS ST
VANCOUVER BC V6B 1L8

Finalized Date: 20-AUG-2012
Account: RANSIL

Project: Keg-Group 4

CERTIFICATE OF ANALYSIS WH12180692

Sample Description	Method	ME-MS61	ME-MS61	ME-MS61	ME-MS61	ME-MS61	ME-MS61	ME-MS61	ME-MS61	ME-MS61	ME-MS61	ME-MS61	ME-MS61	ME-MS61	ME-MS61	ME-MS61
	Analyte	Pb	Rb	Re	S	Sb	Sc	Se	Sn	Sr	Ta	Te	Th	Ti	Tl	U
	Units	ppm	ppm	ppm	%	ppm	ppm	ppm	ppm	ppm	ppm	ppm	ppm	%	ppm	ppm
	LOR	0.5	0.1	0.002	0.01	0.05	0.1	1	0.2	0.2	0.05	0.05	0.2	0.005	0.02	0.1
M676801		5.4	77.7	0.002	2.56	0.33	25.3	4	2.5	161.5	2.32	0.05	6.4	1.250	0.22	1.6
M676802		1.9	0.8	<0.002	0.08	15.45	23.2	2	0.9	139.5	1.02	<0.05	1.4	0.682	<0.02	0.3
M676803		5.0	19.2	0.003	0.21	0.84	18.3	3	1.5	70.9	0.53	<0.05	0.7	0.413	0.13	0.5
M676804		2.9	11.1	0.004	5.54	0.46	26.0	4	1.7	99.8	1.12	0.15	1.4	0.803	0.04	1.2
M676806		5.8	26.1	0.005	5.40	0.43	29.0	6	20.3	153.0	0.98	0.08	1.3	0.776	0.11	0.7
M676807		7.3	10.9	0.003	8.25	0.28	12.2	7	0.8	69.1	0.48	0.24	1.0	0.382	0.04	0.4
M676808		5.1	1.2	0.002	0.18	0.40	42.5	5	8.6	17.4	0.54	0.13	1.0	0.382	<0.02	0.4
M676809		4.4	22.6	0.002	1.31	0.42	21.8	3	2.9	81.6	0.79	0.06	1.0	0.642	0.10	0.4
M676810		1.7	8.5	<0.002	0.04	0.17	17.8	5	1.4	41.3	3.41	<0.05	6.1	1.810	0.07	1.2
M676811		6.2	9.1	0.002	0.04	1.12	23.5	4	9.1	44.9	2.45	<0.05	3.1	1.475	0.06	1.7
M676812		3.1	1.8	<0.002	0.53	19.25	37.6	5	74.7	74.4	3.38	0.05	4.5	1.930	0.03	1.3
M676813		1.9	6.0	<0.002	1.51	2.75	6.4	3	0.3	141.5	0.10	0.05	0.2	0.070	0.03	0.6
M676757		7.3	125.5	<0.002	0.36	2.58	10.6	2	2.0	218	0.96	0.06	10.0	0.334	0.94	3.9
M676758		4.7	19.7	0.003	9.16	0.45	22.4	3	1.7	103.0	1.22	0.09	1.5	0.900	0.08	0.4
M676759		11.2	25.1	0.002	1.42	0.36	25.8	4	7.6	184.0	0.93	<0.05	1.2	0.737	0.13	0.6
M676760		8.2	24.4	0.005	3.41	0.39	23.8	6	8.8	128.0	1.24	0.10	1.5	0.854	0.13	0.8
M676761		2.7	25.3	0.003	0.27	0.28	28.7	4	3.1	130.0	2.36	0.05	3.5	1.440	0.12	0.9
M676762		1.6	8.4	0.005	0.65	0.41	24.2	5	4.4	50.2	2.89	0.07	4.4	1.225	0.10	1.8
M676763		1.9	62.2	<0.002	0.03	89.5	22.0	2	0.9	113.0	1.16	<0.05	1.6	0.812	0.36	0.3
M676764		43.9	1.7	0.002	0.05	2.42	7.2	6	137.5	37.3	0.23	0.17	0.3	0.179	0.10	0.6
M676765		6.1	20.3	<0.002	0.19	0.92	23.1	4	1.4	75.8	2.73	0.05	3.9	0.861	0.06	1.5

***** See Appendix Page for comments regarding this certificate *****

ALS Canada Ltd.
2103 Dollarton Hwy
North Vancouver BC V7H 0A7
Phone: 604 984 0221 Fax: 604 984 0218 www.alsglobal.com

To: **SILVER RANGE RESOURCES LTD.**
C/O ARCHER, CATHRO & ASSOCIATES (1981) LIMITED
1016- 510 W HASTINGS ST
VANCOUVER BC V6B 1L8

Finalized Date: 20- AUG- 2012
Account: RANSIL

Project: Keg- Group 4

CERTIFICATE OF ANALYSIS WH12180692

Sample Description	Method Analyte Units LOR	ME-MS61 V ppm 1	ME-MS61 W ppm 0.1	ME-MS61 Y ppm 0.1	ME-MS61 Zn ppm 2	ME-MS61 Zr ppm 0.5
M676801		225	1.7	29.8	81	76.0
M676802		159	1.6	13.3	43	19.2
M676803		109	0.4	13.3	66	28.4
M676804		201	0.8	20.3	36	67.0
M676806		217	1.4	17.5	151	59.9
M676807		129	0.3	12.1	37	29.2
M676808		187	0.7	25.1	27	87.3
M676809		168	0.4	13.4	44	57.5
M676810		148	0.4	29.5	21	55.1
M676811		314	1.5	35.9	61	69.4
M676812		352	1.4	38.9	444	265
M676813		51	0.1	7.8	40	18.2
M676757		423	1.2	26.5	113	86.5
M676758		199	0.3	14.6	53	51.1
M676759		201	1.0	16.7	126	59.4
M676760		200	0.9	15.5	79	62.7
M676761		275	1.4	31.1	45	119.0
M676762		237	0.5	32.6	23	163.5
M676763		176	0.5	17.7	27	13.9
M676764		65	14.9	14.3	129	24.9
M676765		188	0.8	20.3	25	58.0

***** See Appendix Page for comments regarding this certificate *****

ALS Canada Ltd.
2103 Dollarton Hwy
North Vancouver BC V7H 0A7
Phone: 604 984 0221 Fax: 604 984 0218 www.alsglobal.com

To: **SILVER RANGE RESOURCES LTD.**
C/O ARCHER, CATHRO & ASSOCIATES (1981) LIMITED
1016-510 W HASTINGS ST
VANCOUVER BC V6B 1L8

Finalized Date: 20-AUG-2012
Account: RANSIL

Project: Keg-Group 4

CERTIFICATE OF ANALYSIS WH12180692

Method	CERTIFICATE COMMENTS
ME-MS61	Interference: Ca>10% on ICP-MS As, ICP-AES results shown.
ME-MS61	REE's may not be totally soluble in this method.

ALS Canada Ltd.

2103 Dollarton Hwy
North Vancouver BC V7H 0A7
Phone: 604 984 0221 Fax: 604 984 0218 www.alsglobal.com

To: **SILVER RANGE RESOURCES LTD.**
C/O ARCHER, CATHRO & ASSOCIATES (1981) LIMITED
1016-510 W HASTINGS ST
VANCOUVER BC V6B 1L8

Finalized Date: 18-AUG-2012
Account: RANSIL

CERTIFICATE WH12180693

Project: Keg-Group 2

P.O. No.:

This report is for 7 Rock samples submitted to our lab in Whitehorse, YT, Canada on 2-AUG-2012.

The following have access to data associated with this certificate:

MATT DUMALA	JOAN MARIACHER	HEATHER SMITH

SAMPLE PREPARATION

ALS CODE	DESCRIPTION
WEI-21	Received Sample Weight
LOG-22	Sample login - Rcd w/o BarCode
CRU-31	Fine crushing - 70%<2mm
CRU-QC	Crushing QC Test
SPL-21	Split sample - riffle splitter
PUL-QC	Pulverizing QC Test
PUL-31	Pulverize split to 85%<75 um

ANALYTICAL PROCEDURES

ALS CODE	DESCRIPTION	INSTRUMENT
Au-AA24	Au 50g FA AA finish	AAS
ME-MS61	48 element four acid ICP-MS	

To: **SILVER RANGE RESOURCES LTD.**
ATTN: JOAN MARIACHER
C/O ARCHER, CATHRO & ASSOCIATES (1981) LIMITED
1016-510 W HASTINGS ST
VANCOUVER BC V6B 1L8

This is the Final Report and supersedes any preliminary report with this certificate number. Results apply to samples as submitted. All pages of this report have been checked and approved for release.

***** See Appendix Page for comments regarding this certificate *****

Signature:

Colin Ramshaw, Vancouver Laboratory Manager

ALS Canada Ltd.
2103 Dollarton Hwy
North Vancouver BC V7H 0A7
Phone: 604 984 0221 Fax: 604 984 0218 www.alsglobal.com

To: **SILVER RANGE RESOURCES LTD.**
C/O ARCHER, CATHRO & ASSOCIATES (1981) LIMITED
1016-510 W HASTINGS ST
VANCOUVER BC V6B 1L8

Finalized Date: 18-AUG-2012
Account: RANSIL

Project: Keg-Group 2

CERTIFICATE OF ANALYSIS WH12180693

Sample Description	Method	WEI-21	Au-AA24	ME-MS61	ME-MS61	ME-MS61	ME-MS61	ME-MS61	ME-MS61	ME-MS61	ME-MS61	ME-MS61	ME-MS61	ME-MS61	ME-MS61	ME-MS61
	Analyte	Recvd Wt.	Au	Ag	Al	As	Ba	Be	Bi	Ca	Cd	Ce	Co	Cr	Cs	Cu
	Units	kg	ppm	ppm	%	ppm	ppm	ppm	ppm	%	ppm	ppm	ppm	ppm	ppm	ppm
	LOR	0.02	0.005	0.01	0.01	0.2	10	0.05	0.01	0.01	0.02	0.01	0.1	1	0.05	0.2
M676077		0.44	<0.005	0.43	3.93	2.2	420	0.93	1.98	1.33	<0.02	34.5	1.5	44	3.53	12.0
M676078		0.64	<0.005	0.11	4.59	1.1	510	1.09	0.49	0.96	0.05	78.2	3.4	41	3.61	13.2
M676079		0.92	<0.005	0.17	2.25	240	90	1.09	0.77	0.14	1.61	23.9	6.9	37	1.03	39.7
M676080		0.88	0.006	5.75	3.99	25.6	1370	0.76	25.6	0.05	0.68	52.4	0.5	50	3.30	59.8
M676095		0.66	0.008	10.05	2.14	160.5	270	0.92	0.18	0.09	<0.02	12.00	0.3	60	0.73	8.4
M676096		0.86	<0.005	0.28	2.37	25.2	250	0.69	0.14	0.32	0.04	65.2	0.5	42	1.98	16.9
M676086		0.52	<0.005	0.56	1.97	11.1	3390	0.90	0.17	0.19	<0.02	60.4	0.2	33	3.06	14.9

***** See Appendix Page for comments regarding this certificate *****

ALS Canada Ltd.
2103 Dollarton Hwy
North Vancouver BC V7H 0A7
Phone: 604 984 0221 Fax: 604 984 0218 www.alsglobal.com

To: **SILVER RANGE RESOURCES LTD.**
C/O ARCHER, CATHRO & ASSOCIATES (1981) LIMITED
1016-510 W HASTINGS ST
VANCOUVER BC V6B 1L8

Finalized Date: 18-AUG-2012
Account: RANSIL

Project: Keg-Group 2

CERTIFICATE OF ANALYSIS WH12180693

Sample Description	Method	ME-MS61	ME-MS61	ME-MS61	ME-MS61	ME-MS61	ME-MS61	ME-MS61	ME-MS61	ME-MS61	ME-MS61	ME-MS61	ME-MS61	ME-MS61	ME-MS61	ME-MS61
	Analyte	Fe	Ga	Ge	Hf	In	K	La	Li	Mg	Mn	Mo	Na	Nb	Ni	P
	Units	%	ppm	ppm	ppm	ppm	%	ppm	ppm	%	ppm	ppm	%	ppm	ppm	ppm
	LOR	0.01	0.05	0.05	0.1	0.005	0.01	0.5	0.2	0.01	5	0.05	0.01	0.1	0.2	10
M676077		2.10	9.71	0.10	1.9	<0.005	2.47	15.6	11.1	1.15	77	0.62	0.10	6.9	9.8	140
M676078		1.34	11.45	0.16	3.2	0.008	2.77	33.8	14.2	0.70	41	1.17	0.11	6.2	23.4	480
M676079		2.07	6.24	0.09	0.6	0.016	0.81	13.5	15.5	0.76	154	42.3	0.01	2.9	84.7	900
M676080		5.12	10.25	0.23	1.9	0.024	3.68	25.5	14.8	0.60	39	4.00	0.06	8.4	7.6	640
M676095		0.73	10.15	<0.05	0.7	0.443	0.11	4.2	14.0	0.66	42	44.2	0.17	3.0	6.1	240
M676096		2.18	4.67	0.13	0.8	0.031	0.46	36.6	65.9	0.36	49	1.66	0.03	4.1	17.3	2360
M676086		1.05	6.35	0.11	0.6	0.114	0.51	24.4	20.1	0.04	25	1.14	<0.01	2.1	8.7	3930

***** See Appendix Page for comments regarding this certificate *****

ALS Canada Ltd.
2103 Dollarton Hwy
North Vancouver BC V7H 0A7
Phone: 604 984 0221 Fax: 604 984 0218 www.alsglobal.com

To: **SILVER RANGE RESOURCES LTD.**
C/O ARCHER, CATHRO & ASSOCIATES (1981) LIMITED
1016- 510 W HASTINGS ST
VANCOUVER BC V6B 1L8

Finalized Date: 18- AUG- 2012
Account: RANSIL

Project: Keg- Group 2

CERTIFICATE OF ANALYSIS WH12180693

Sample Description	Method	ME-MS61	ME-MS61	ME-MS61	ME-MS61	ME-MS61	ME-MS61	ME-MS61	ME-MS61	ME-MS61	ME-MS61	ME-MS61	ME-MS61	ME-MS61	ME-MS61	ME-MS61
	Analyte	Pb	Rb	Re	S	Sb	Sc	Se	Sn	Sr	Ta	Te	Th	Ti	Tl	U
	Units	ppm	ppm	ppm	%	ppm	ppm	ppm	ppm	ppm	ppm	ppm	ppm	%	ppm	ppm
	LOR	0.5	0.1	0.002	0.01	0.05	0.1	1	0.2	0.2	0.05	0.05	0.2	0.005	0.02	0.1
M676077		4.7	81.7	0.002	0.63	0.83	6.3	2	1.1	77.1	0.52	<0.05	6.9	0.229	0.98	1.9
M676078		3.1	112.0	0.002	0.51	0.38	6.9	3	0.9	98.5	0.46	<0.05	10.7	0.193	1.02	2.9
M676079		3.9	45.1	0.010	0.03	2.28	4.9	4	1.5	50.2	0.20	0.11	2.8	0.080	0.46	9.7
M676080		31.8	157.5	<0.002	0.91	19.60	4.8	25	3.8	86.8	0.63	0.87	9.0	0.274	3.20	3.7
M676095		1425	5.7	<0.002	0.09	30.3	6.0	6	38.6	160.5	0.23	0.17	4.3	0.107	0.17	0.8
M676096		12.3	29.1	<0.002	0.10	8.92	5.3	2	1.8	404	0.28	<0.05	4.8	0.093	0.35	2.7
M676086		23.9	30.5	<0.002	0.31	4.39	5.9	4	1.0	498	0.16	0.21	10.5	0.060	1.18	1.0

***** See Appendix Page for comments regarding this certificate *****

ALS Canada Ltd.
2103 Dollarton Hwy
North Vancouver BC V7H 0A7
Phone: 604 984 0221 Fax: 604 984 0218 www.alsglobal.com

To: **SILVER RANGE RESOURCES LTD.**
C/O ARCHER, CATHRO & ASSOCIATES (1981) LIMITED
1016-510 W HASTINGS ST
VANCOUVER BC V6B 1L8

Finalized Date: 18-AUG-2012
Account: RANSIL

Project: Keg-Group 2

CERTIFICATE OF ANALYSIS WH12180693

Sample Description	Method	ME-MS61	ME-MS61	ME-MS61	ME-MS61	ME-MS61
	Analyte	V	W	Y	Zn	Zr
	Units	ppm	ppm	ppm	ppm	ppm
	LOR	1	0.1	0.1	2	0.5
M676077		61	0.6	13.6	10	65.3
M676078		61	0.5	16.2	5	111.5
M676079		646	1.1	13.4	257	27.9
M676080		201	1.0	8.1	50	64.0
M676095		104	1.3	6.8	10	28.3
M676096		123	0.4	10.9	18	30.8
M676086		150	0.6	19.9	17	22.0

***** See Appendix Page for comments regarding this certificate *****

ALS Canada Ltd.
2103 Dollarton Hwy
North Vancouver BC V7H 0A7
Phone: 604 984 0221 Fax: 604 984 0218 www.alsglobal.com

To: **SILVER RANGE RESOURCES LTD.**
C/O ARCHER, CATHRO & ASSOCIATES (1981) LIMITED
1016- 510 W HASTINGS ST
VANCOUVER BC V6B 1L8

Page: Appendix 1
Total # Appendix Pages: 1
Finalized Date: 18- AUG- 2012
Account: RANSIL

Project: Keg- Group 2

CERTIFICATE OF ANALYSIS WH12180693

Method	CERTIFICATE COMMENTS
ME- MS61	REE's may not be totally soluble in this method.

ALS Canada Ltd.

2103 Dollarton Hwy
North Vancouver BC V7H 0A7
Phone: 604 984 0221 Fax: 604 984 0218 www.alsglobal.com

To: **SILVER RANGE RESOURCES LTD.**
C/O ARCHER, CATHRO & ASSOCIATES (1981) LIMITED
1016-510 W HASTINGS ST
VANCOUVER BC V6B 1L8

Finalized Date: 19-AUG-2012
Account: RANSIL

CERTIFICATE WH12182381

Project: Keg-Group 1

P.O. No.:

This report is for 205 Soil samples submitted to our lab in Whitehorse, YT, Canada on 6-AUG-2012.

The following have access to data associated with this certificate:

MATT DUMALA	JOAN MARIACHER	HEATHER SMITH

SAMPLE PREPARATION

ALS CODE	DESCRIPTION
WEI-21	Received Sample Weight
LOG-22	Sample login - Rcd w/o BarCode
SCR-41	Screen to -180um and save both

ANALYTICAL PROCEDURES

ALS CODE	DESCRIPTION	INSTRUMENT
ME-OG46	Ore Grade Elements - AquaRegia	ICP-AES
Ag-OG46	Ore Grade Ag - Aqua Regia	VARIABLE
Pb-OG46	Ore Grade Pb - Aqua Regia	VARIABLE
Sn-XRF05	Sn-Trace Level XRF Analysis	XRF
Au-ICP21	Au 30g FA ICP-AES Finish	ICP-AES
ME-MS41	51 anal. aqua regia ICPMS	

To: **SILVER RANGE RESOURCES LTD.**
ATTN: JOAN MARIACHER
C/O ARCHER, CATHRO & ASSOCIATES (1981) LIMITED
1016-510 W HASTINGS ST
VANCOUVER BC V6B 1L8

This is the Final Report and supersedes any preliminary report with this certificate number. Results apply to samples as submitted. All pages of this report have been checked and approved for release.

***** See Appendix Page for comments regarding this certificate *****

Signature:

Colin Ramshaw, Vancouver Laboratory Manager

ALS Canada Ltd.
2103 Dollarton Hwy
North Vancouver BC V7H 0A7
Phone: 604 984 0221 Fax: 604 984 0218 www.alsglobal.com

To: **SILVER RANGE RESOURCES LTD.**
C/O ARCHER, CATHRO & ASSOCIATES (1981) LIMITED
1016-510 W HASTINGS ST
VANCOUVER BC V6B 1L8

Finalized Date: 19-AUG-2012
Account: RANSIL

Project: Keg-Group 1

CERTIFICATE OF ANALYSIS WH12182381

Sample Description	Method	WEI-21	Au-ICP21	Au-ICP21	ME-MS41	ME-MS41	ME-MS41	ME-MS41	ME-MS41	ME-MS41	ME-MS41	ME-MS41	ME-MS41	ME-MS41	ME-MS41	ME-MS41
	Analyte	Recvd Wt.	Au	Au Check	Ag	Al	As	Au	B	Ba	Be	Bi	Ca	Cd	Ce	Co
	Units	kg	ppm	ppm	ppm	%	ppm	ppm	ppm	ppm	ppm	ppm	%	ppm	ppm	ppm
	LOR	0.02	0.001	0.001	0.01	0.01	0.1	0.2	10	10	0.05	0.01	0.01	0.01	0.02	0.1
ZZ42540		0.26	0.004		0.41	1.60	10.1	<0.2	<10	310	0.69	0.18	2.25	0.27	13.25	4.9
ZZ42541		0.23	0.005		0.42	1.73	10.4	<0.2	<10	400	0.74	0.21	2.58	0.27	11.75	4.6
ZZ42542		0.36	0.005		0.60	1.48	9.7	<0.2	<10	410	0.57	0.22	1.69	0.23	13.65	4.8
ZZ42543		0.43	0.003		0.54	1.91	11.2	<0.2	<10	410	0.82	0.22	1.30	0.23	19.45	5.5
ZZ42544		0.24	0.002		0.22	1.54	6.2	<0.2	<10	260	0.62	0.14	2.86	0.39	10.65	3.2
ZZ42545		0.33	0.005		0.44	0.71	6.9	<0.2	<10	740	0.27	0.20	0.74	0.26	15.30	2.8
ZZ42546		0.31	0.006		0.68	1.05	13.8	<0.2	<10	1460	0.37	0.30	2.27	1.01	17.15	3.7
ZZ42547		0.30	0.005		0.53	1.75	15.8	<0.2	<10	1150	0.71	0.28	1.54	0.25	19.35	5.2
ZZ42548		0.26	0.005		0.41	1.11	9.6	<0.2	<10	460	0.42	0.21	1.63	0.55	16.95	5.5
ZZ42549		0.29	0.009		0.72	1.25	11.8	<0.2	<10	1020	0.58	0.23	1.71	0.34	20.0	5.6
ZZ42550		0.29	0.001		0.24	0.43	3.8	<0.2	<10	310	0.16	0.07	0.72	0.08	6.02	1.7
ZZ42551		0.36	0.005		0.71	1.29	12.3	<0.2	<10	840	0.55	0.22	1.31	0.29	17.55	4.9
ZZ42552		0.25	0.007		0.67	0.69	6.7	<0.2	<10	350	0.24	0.17	2.37	0.23	10.75	3.8
ZZ42553		0.43	0.003		0.44	1.58	12.6	<0.2	<10	190	0.70	0.25	2.21	0.73	13.65	6.1
ZZ42554		0.27	0.003		0.32	1.67	18.0	<0.2	<10	200	0.77	0.25	1.80	0.56	12.55	5.8
ZZ42555		0.28	0.006		0.26	1.22	11.0	<0.2	<10	140	0.55	0.18	2.36	0.50	9.78	3.9
ZZ42556		0.38	0.003		0.13	1.45	7.9	<0.2	<10	80	0.58	0.12	1.68	0.27	10.05	3.6
ZZ42557		0.29	0.005		0.53	1.32	35.9	<0.2	<10	470	0.68	0.56	1.95	0.39	12.90	4.4
ZZ42558		0.25	<0.001		0.45	1.03	40.6	<0.2	<10	430	0.26	0.62	1.36	0.33	9.44	2.7
ZZ42559		0.26	0.003		0.25	0.86	12.6	<0.2	<10	160	0.41	0.23	2.39	0.24	6.81	2.7
ZZ42560		0.34	0.007		0.87	1.28	20.8	<0.2	<10	330	0.62	0.45	1.92	0.44	21.6	8.0
ZZ42561		0.33	0.006		0.74	1.25	9.9	<0.2	<10	490	0.51	0.23	1.15	0.17	19.00	5.6
ZZ42562		0.27	0.044		6.13	1.54	9.0	<0.2	<10	720	0.77	0.58	1.56	0.37	68.0	9.2
ZZ42563		0.35	0.003		1.95	0.82	11.6	<0.2	<10	430	0.30	0.37	0.15	0.22	26.7	2.3
ZZ42564		0.25	0.004		0.38	1.18	11.0	<0.2	<10	580	0.30	0.20	0.22	0.17	18.75	7.1
ZZ42565		0.23	0.010		0.25	0.81	3.7	<0.2	<10	280	0.28	0.09	5.53	1.63	5.28	2.5
ZZ42566		0.41	0.006		0.75	0.83	8.2	<0.2	<10	750	0.32	0.20	0.77	0.26	18.35	4.1
ZZ42567		0.38	0.001		0.29	0.56	5.1	<0.2	<10	370	0.21	0.13	0.66	0.23	9.98	3.3
ZZ42568		0.32	0.005		0.53	1.18	10.7	<0.2	<10	930	0.33	0.30	0.93	0.32	15.40	4.9
ZZ42569		0.35	0.004		0.50	0.90	7.3	<0.2	<10	890	0.29	0.21	0.93	0.34	13.95	4.6
ZZ42570		0.33	0.005		0.61	0.98	9.0	<0.2	<10	890	0.40	0.24	0.71	0.31	18.15	7.7
ZZ42571		0.48	0.002		0.70	0.95	13.6	<0.2	<10	290	0.24	0.25	0.07	0.21	18.15	2.4
ZZ42572		0.43	0.003		1.58	1.17	14.9	<0.2	<10	370	0.29	0.21	0.06	0.23	12.80	3.9
ZZ42573		0.33	0.007		1.19	1.70	23.8	<0.2	<10	1200	0.43	0.37	0.08	0.26	19.70	4.7
ZZ42574		0.37	0.008		2.65	2.31	21.3	<0.2	<10	780	1.08	0.40	0.09	0.53	30.0	8.6
ZZ42575		0.30	0.002		0.11	2.02	17.5	<0.2	<10	320	0.83	0.14	0.77	0.14	9.65	2.7
ZZ42576		0.30	0.015		2.85	1.76	20.7	<0.2	<10	2420	0.76	1.88	0.13	0.42	48.1	4.3
ZZ42577		0.33	0.021		1.46	1.76	11.2	<0.2	<10	810	0.55	0.43	0.11	0.21	38.4	3.8
ZZ42578		0.38	0.009		0.88	1.05	9.4	<0.2	<10	1650	0.37	0.28	0.16	0.63	24.0	19.3
ZZ42579		0.25	0.007		0.93	1.03	7.0	<0.2	<10	1510	0.42	0.27	0.66	0.36	24.4	3.4

***** See Appendix Page for comments regarding this certificate *****

ALS Canada Ltd.
2103 Dollarton Hwy
North Vancouver BC V7H 0A7
Phone: 604 984 0221 Fax: 604 984 0218 www.alsglobal.com

To: **SILVER RANGE RESOURCES LTD.**
C/O ARCHER, CATHRO & ASSOCIATES (1981) LIMITED
1016-510 W HASTINGS ST
VANCOUVER BC V6B 1L8

Finalized Date: 19-AUG-2012
Account: RANSIL

Project: Keg-Group 1

CERTIFICATE OF ANALYSIS WH12182381

Sample Description	Method	ME-MS41	ME-MS41	ME-MS41	ME-MS41	ME-MS41	ME-MS41	ME-MS41	ME-MS41	ME-MS41	ME-MS41	ME-MS41	ME-MS41	ME-MS41	ME-MS41	ME-MS41
	Analyte	Cr	Cs	Cu	Fe	Ga	Ge	Hf	Hg	In	K	La	Li	Mg	Mn	Mo
	Units	ppm	ppm	ppm	%	ppm	ppm	ppm	ppm	ppm	%	ppm	ppm	%	ppm	ppm
	LOR	1	0.05	0.2	0.01	0.05	0.05	0.02	0.01	0.005	0.01	0.2	0.1	0.01	5	0.05
ZZ42540		29	1.89	20.0	1.58	4.44	<0.05	0.07	0.09	0.035	0.05	6.7	14.2	0.40	203	0.64
ZZ42541		35	2.20	16.8	1.60	4.79	<0.05	0.07	0.07	0.039	0.05	6.3	16.9	0.50	198	0.70
ZZ42542		32	2.12	21.3	1.53	4.57	<0.05	0.06	0.07	0.036	0.05	7.2	15.0	0.45	133	0.63
ZZ42543		43	2.81	19.1	1.94	5.78	0.06	0.07	0.06	0.045	0.06	9.4	21.3	0.59	176	0.82
ZZ42544		30	1.79	15.8	1.11	4.14	<0.05	0.05	0.07	0.025	0.04	5.8	13.9	0.45	194	0.55
ZZ42545		14	0.98	15.0	1.09	3.00	<0.05	0.03	0.10	0.018	0.04	7.2	4.6	0.18	98	0.71
ZZ42546		24	1.78	23.1	1.31	3.45	0.05	0.04	0.10	0.026	0.08	8.4	9.9	0.51	136	1.09
ZZ42547		36	1.98	21.3	1.76	5.56	0.05	0.07	0.10	0.037	0.06	9.4	16.7	0.58	255	0.95
ZZ42548		23	0.97	16.2	1.44	3.38	<0.05	0.05	0.11	0.024	0.07	7.9	11.7	0.43	227	0.84
ZZ42549		25	0.89	35.6	1.70	4.03	<0.05	0.06	0.10	0.031	0.08	9.7	11.6	0.41	231	0.95
ZZ42550		7	0.41	11.4	0.67	1.62	<0.05	0.02	0.03	0.010	0.03	3.0	3.1	0.12	61	0.52
ZZ42551		26	1.50	25.0	1.73	4.18	<0.05	0.05	0.05	0.031	0.07	8.1	13.0	0.40	227	1.30
ZZ42552		13	0.74	21.4	0.97	2.33	<0.05	0.06	0.08	0.023	0.03	5.1	6.2	0.18	237	0.76
ZZ42553		27	2.01	23.7	2.09	4.67	<0.05	0.04	0.08	0.037	0.06	6.7	11.7	0.43	296	0.89
ZZ42554		27	2.34	19.5	2.19	4.85	<0.05	0.05	0.06	0.030	0.05	6.0	12.0	0.39	220	1.03
ZZ42555		18	1.37	16.5	1.42	3.47	<0.05	0.05	0.05	0.025	0.04	4.7	8.2	0.24	240	0.55
ZZ42556		20	1.84	13.7	1.64	4.04	<0.05	0.06	0.02	0.018	0.06	4.6	8.8	0.35	169	0.44
ZZ42557		24	1.72	34.4	1.63	3.75	<0.05	0.04	0.04	0.023	0.04	6.3	11.1	0.25	114	0.69
ZZ42558		22	1.19	20.2	1.29	3.62	<0.05	0.05	0.02	0.014	0.03	4.3	9.5	0.18	79	0.88
ZZ42559		14	1.13	17.6	1.15	2.21	<0.05	0.04	0.02	0.017	0.03	3.2	6.3	0.14	74	0.46
ZZ42560		24	1.57	26.5	2.42	4.38	<0.05	0.05	0.07	0.036	0.06	10.1	14.3	0.38	235	1.11
ZZ42561		22	1.08	24.5	1.84	3.83	<0.05	0.06	0.09	0.036	0.06	8.5	11.7	0.29	203	0.85
ZZ42562		23	3.32	165.0	2.22	4.52	0.15	0.12	0.67	0.098	0.07	31.9	22.4	0.26	82	0.90
ZZ42563		17	1.50	17.7	1.81	5.12	<0.05	<0.02	0.06	0.033	0.07	13.3	7.2	0.14	66	1.59
ZZ42564		24	1.29	10.5	1.93	4.99	<0.05	<0.02	0.03	0.026	0.06	9.0	20.2	0.42	142	1.55
ZZ42565		7	0.45	25.7	0.62	1.85	<0.05	0.04	0.04	0.010	0.02	2.5	3.3	0.08	517	0.59
ZZ42566		15	0.87	18.0	1.48	3.25	<0.05	0.05	0.07	0.022	0.05	8.7	7.4	0.27	211	0.90
ZZ42567		10	0.68	10.7	0.92	2.30	<0.05	0.05	0.04	0.014	0.04	4.8	5.3	0.21	216	0.53
ZZ42568		24	1.54	17.5	1.50	4.06	<0.05	0.05	0.06	0.027	0.05	7.4	12.3	0.42	321	1.29
ZZ42569		19	1.23	15.5	1.31	3.26	<0.05	0.03	0.06	0.026	0.05	6.5	9.8	0.34	324	1.06
ZZ42570		20	1.16	22.4	1.58	3.60	<0.05	0.05	0.06	0.029	0.06	8.9	9.7	0.38	381	1.38
ZZ42571		16	1.43	14.7	1.77	5.15	<0.05	<0.02	0.03	0.022	0.04	8.8	10.2	0.19	64	2.10
ZZ42572		22	1.47	13.6	1.89	4.55	<0.05	0.02	0.01	0.022	0.06	6.5	14.7	0.33	90	1.88
ZZ42573		34	2.57	32.0	2.42	6.02	<0.05	0.02	0.03	0.044	0.09	10.3	21.5	0.56	104	2.71
ZZ42574		40	1.96	56.0	2.73	6.22	<0.05	0.14	0.11	0.060	0.08	15.9	17.6	0.59	294	1.74
ZZ42575		52	1.97	7.6	1.30	6.59	<0.05	0.10	<0.01	0.010	0.04	3.8	22.6	0.72	57	0.50
ZZ42576		28	3.28	78.3	2.86	6.26	0.07	0.04	0.21	0.094	0.11	24.0	14.7	0.31	139	1.74
ZZ42577		20	4.11	57.6	3.15	5.23	0.07	0.04	0.08	0.082	0.20	15.7	10.9	0.20	85	1.94
ZZ42578		17	2.94	34.0	1.93	3.63	<0.05	0.03	0.12	0.041	0.10	11.1	10.6	0.25	316	1.38
ZZ42579		21	2.33	25.5	1.69	3.96	0.06	0.03	0.13	0.038	0.08	12.1	12.1	0.37	101	0.76

***** See Appendix Page for comments regarding this certificate *****

ALS Canada Ltd.
2103 Dollarton Hwy
North Vancouver BC V7H 0A7
Phone: 604 984 0221 Fax: 604 984 0218 www.alsglobal.com

To: **SILVER RANGE RESOURCES LTD.**
C/O ARCHER, CATHRO & ASSOCIATES (1981) LIMITED
1016-510 W HASTINGS ST
VANCOUVER BC V6B 1L8

Finalized Date: 19-AUG-2012
Account: RANSIL

Project: Keg-Group 1

CERTIFICATE OF ANALYSIS WH12182381

Sample Description	Method	ME-MS41	ME-MS41	ME-MS41	ME-MS41	ME-MS41	ME-MS41	ME-MS41	ME-MS41	ME-MS41	ME-MS41	ME-MS41	ME-MS41	ME-MS41	ME-MS41	ME-MS41
	Analyte	Na	Nb	Ni	P	Pb	Rb	Re	S	Sb	Sc	Se	Sn	Sr	Ta	Te
	Units	%	ppm	ppm	ppm	ppm	ppm	ppm	%	ppm	ppm	ppm	ppm	ppm	ppm	ppm
	LOR	0.01	0.05	0.2	10	0.2	0.1	0.001	0.01	0.05	0.1	0.2	0.2	0.2	0.01	0.01
ZZ42540		0.03	0.68	25.8	510	15.7	12.0	<0.001	0.08	0.95	2.3	1.3	0.4	66.7	<0.01	0.06
ZZ42541		0.03	0.72	23.7	600	13.7	14.3	0.001	0.09	0.83	2.4	1.2	0.4	77.9	<0.01	0.03
ZZ42542		0.03	0.60	25.1	540	11.7	13.2	0.001	0.06	1.04	2.5	1.1	0.4	58.9	<0.01	0.04
ZZ42543		0.03	0.85	30.7	450	15.2	14.3	0.001	0.04	1.10	3.4	1.5	0.6	61.0	<0.01	0.04
ZZ42544		0.03	0.50	14.8	610	6.9	8.3	<0.001	0.08	0.51	2.0	0.6	0.3	81.5	<0.01	0.03
ZZ42545		0.01	0.42	8.5	790	11.9	9.5	<0.001	0.07	0.63	1.8	1.5	0.5	37.2	<0.01	0.03
ZZ42546		0.03	0.53	18.7	1100	16.2	12.0	0.002	0.09	2.11	2.7	2.3	1.0	80.3	<0.01	0.02
ZZ42547		0.03	0.64	25.6	560	16.1	15.1	<0.001	0.07	1.08	3.0	1.9	0.6	71.9	<0.01	0.04
ZZ42548		0.02	0.64	21.3	620	11.1	10.0	0.001	0.08	0.95	2.5	1.2	0.5	56.2	<0.01	0.02
ZZ42549		0.02	0.60	23.6	730	12.5	10.0	0.001	0.07	2.31	2.7	1.9	2.6	71.6	<0.01	0.03
ZZ42550		0.03	0.29	6.1	270	3.5	3.8	0.001	0.04	0.60	0.9	0.5	0.2	32.5	<0.01	<0.01
ZZ42551		0.03	0.59	23.1	480	13.6	10.9	<0.001	0.08	1.75	2.5	1.5	0.5	72.1	<0.01	0.07
ZZ42552		0.02	0.39	11.0	610	10.7	4.2	0.002	0.13	1.18	1.5	2.0	0.3	80.4	<0.01	0.04
ZZ42553		0.02	0.58	31.1	770	16.0	13.5	0.001	0.11	1.16	1.8	1.1	0.3	103.0	<0.01	0.04
ZZ42554		0.02	0.56	33.4	570	15.1	13.4	<0.001	0.08	1.33	1.8	1.2	0.4	92.5	<0.01	0.04
ZZ42555		0.03	0.46	17.6	630	10.3	8.2	0.001	0.09	0.70	1.3	1.0	0.3	96.1	<0.01	0.02
ZZ42556		0.03	0.52	19.0	480	9.5	8.8	<0.001	0.05	0.53	1.6	0.4	0.2	124.0	0.01	0.01
ZZ42557		0.02	0.81	24.9	430	11.1	9.2	0.003	0.08	1.30	2.0	1.6	0.3	88.5	<0.01	0.03
ZZ42558		0.02	0.89	14.3	290	9.0	8.2	0.001	0.07	1.08	1.6	0.6	0.4	82.2	<0.01	0.03
ZZ42559		0.03	0.48	14.8	290	6.7	5.1	<0.001	0.07	0.83	1.3	0.8	0.2	81.7	<0.01	0.02
ZZ42560		0.03	0.85	32.2	860	13.7	11.8	0.001	0.06	1.47	2.5	1.7	0.5	76.7	<0.01	0.12
ZZ42561		0.03	0.62	24.8	730	12.4	8.6	0.001	0.04	1.46	2.6	1.7	0.4	58.6	<0.01	0.03
ZZ42562		0.01	0.55	50.0	2360	32.8	13.3	0.004	0.10	2.20	4.5	9.5	0.7	91.7	<0.01	0.16
ZZ42563		<0.01	0.51	9.8	720	20.6	12.1	0.001	0.04	1.02	0.9	1.8	0.7	25.5	<0.01	0.09
ZZ42564		0.01	0.94	17.9	410	11.3	10.9	0.001	0.02	0.92	2.5	0.9	0.8	16.4	<0.01	0.03
ZZ42565		0.03	0.31	11.7	810	3.4	3.7	0.002	0.25	1.25	1.2	2.8	0.2	116.0	0.01	0.01
ZZ42566		0.02	0.52	10.9	840	10.9	7.8	0.001	0.05	1.08	2.1	1.5	0.4	37.6	<0.01	0.02
ZZ42567		0.03	0.37	7.3	700	6.3	6.1	0.001	0.05	0.91	1.3	1.0	0.3	30.5	<0.01	0.01
ZZ42568		0.02	0.55	16.9	850	13.1	10.4	0.001	0.07	1.81	2.2	1.4	0.5	37.8	<0.01	0.04
ZZ42569		0.02	0.48	12.9	910	12.4	10.7	0.001	0.08	1.34	1.8	1.4	0.5	39.8	<0.01	0.04
ZZ42570		0.02	0.56	13.2	970	15.0	9.2	0.002	0.07	2.36	2.2	2.0	0.6	36.8	<0.01	0.03
ZZ42571		0.01	0.78	10.0	420	13.9	10.2	<0.001	0.03	2.73	1.4	1.0	0.9	12.0	<0.01	0.05
ZZ42572		0.01	1.06	12.8	340	12.1	11.7	0.001	0.03	2.38	2.1	1.2	0.7	10.9	<0.01	0.04
ZZ42573		0.01	0.99	25.2	350	24.3	13.3	0.001	0.08	5.58	3.2	1.7	1.3	20.0	<0.01	0.08
ZZ42574		0.01	1.22	39.7	180	36.4	15.1	<0.001	0.02	5.05	4.7	2.2	1.1	14.9	<0.01	0.05
ZZ42575		0.02	1.63	17.3	260	6.1	5.5	<0.001	0.01	0.82	2.7	0.4	0.4	77.7	<0.01	<0.01
ZZ42576		0.01	0.78	25.9	860	42.1	15.7	0.001	0.17	8.49	5.2	4.5	1.1	39.9	<0.01	0.15
ZZ42577		0.02	0.39	32.8	1040	25.2	15.7	<0.001	0.38	6.03	4.9	5.4	0.6	63.8	<0.01	0.17
ZZ42578		0.02	0.58	33.4	660	11.5	12.8	0.001	0.13	2.80	2.3	1.7	0.4	27.6	<0.01	0.07
ZZ42579		0.02	0.88	21.8	720	14.1	12.4	0.002	0.10	2.39	3.0	2.7	0.6	44.8	<0.01	0.06

***** See Appendix Page for comments regarding this certificate *****

ALS Canada Ltd.
2103 Dollarton Hwy
North Vancouver BC V7H 0A7
Phone: 604 984 0221 Fax: 604 984 0218 www.alsglobal.com

To: **SILVER RANGE RESOURCES LTD.**
C/O ARCHER, CATHRO & ASSOCIATES (1981) LIMITED
1016-510 W HASTINGS ST
VANCOUVER BC V6B 1L8

Finalized Date: 19-AUG-2012
Account: RANSIL

Project: Keg-Group 1

CERTIFICATE OF ANALYSIS WH12182381

Sample Description	Method	ME-MS41	ME-MS41	ME-MS41	ME-MS41	ME-MS41	ME-MS41	ME-MS41	ME-MS41	ME-MS41	Ag-OG46	Pb-OG46	Sn-XRF05
	Analyte	Th	Ti	Tl	U	V	W	Y	Zn	Zr	Ag	Pb	Sn
	Units	ppm	%	ppm	ppm	ppm	ppm	ppm	ppm	ppm	ppm	%	ppm
	LOR	0.2	0.005	0.02	0.05	1	0.05	0.05	2	0.5	1	0.001	5
ZZ42540		1.4	0.019	0.17	0.90	82	0.11	8.17	83	2.4			
ZZ42541		1.3	0.019	0.17	0.84	97	0.11	7.99	90	2.5			
ZZ42542		1.5	0.021	0.20	0.93	93	0.16	8.27	86	2.2			
ZZ42543		2.6	0.025	0.25	0.92	124	0.18	10.45	109	2.7			
ZZ42544		0.9	0.023	0.19	0.83	93	0.08	8.06	92	2.1			
ZZ42545		1.2	0.013	0.15	0.87	29	0.13	4.55	32	0.8			
ZZ42546		2.0	0.022	0.20	0.97	44	0.12	8.16	89	1.7			
ZZ42547		1.8	0.022	0.25	1.31	95	0.16	9.43	67	1.9			
ZZ42548		1.8	0.021	0.15	0.76	49	0.19	7.33	73	1.7			
ZZ42549		1.6	0.018	0.16	1.45	57	0.20	10.20	65	2.2			
ZZ42550		0.5	0.019	0.06	0.29	21	0.06	2.70	20	0.8			
ZZ42551		1.7	0.020	0.23	0.88	68	0.14	7.45	59	1.8			
ZZ42552		0.9	0.013	0.09	0.65	28	0.07	3.70	25	2.0			
ZZ42553		1.1	0.019	0.17	1.37	69	0.13	10.25	190	1.6			
ZZ42554		1.2	0.019	0.18	1.17	73	0.20	8.36	162	1.4			
ZZ42555		0.8	0.016	0.11	0.99	47	0.09	7.26	131	1.8			
ZZ42556		1.3	0.023	0.10	0.58	63	0.11	6.12	137	1.8			
ZZ42557		1.6	0.021	0.17	1.27	63	0.12	7.45	53	1.7			
ZZ42558		1.1	0.024	0.13	2.11	63	0.17	2.95	36	1.2			
ZZ42559		1.0	0.015	0.11	0.60	41	0.07	3.87	57	1.4			
ZZ42560		2.0	0.025	0.23	0.77	54	0.18	7.68	108	1.8			
ZZ42561		2.4	0.021	0.16	1.13	53	0.17	8.25	68	2.0			
ZZ42562		3.2	0.011	0.90	5.10	35	0.20	37.6	85	3.4			
ZZ42563		0.3	0.014	0.24	0.56	48	0.19	2.55	40	<0.5			
ZZ42564		2.2	0.026	0.19	0.53	57	0.22	3.44	68	0.5			
ZZ42565		0.4	0.012	0.06	6.24	14	0.06	4.44	23	1.7			
ZZ42566		1.8	0.021	0.18	0.83	38	0.11	5.98	53	1.6			
ZZ42567		0.9	0.018	0.10	0.50	28	0.08	3.65	44	1.3			
ZZ42568		1.6	0.019	0.22	0.95	57	0.16	5.67	89	1.8			
ZZ42569		1.1	0.017	0.18	0.92	46	0.09	4.80	78	1.2			
ZZ42570		1.5	0.021	0.18	1.10	42	0.23	6.68	63	1.8			
ZZ42571		0.8	0.018	0.21	0.48	52	0.18	2.83	52	<0.5			
ZZ42572		2.1	0.035	0.18	0.43	52	0.19	2.49	60	1.1			
ZZ42573		2.7	0.031	0.37	0.65	78	0.20	4.96	74	1.0			
ZZ42574		6.8	0.043	0.28	1.24	77	0.29	7.22	72	5.1			
ZZ42575		4.2	0.032	0.14	0.66	129	0.11	6.30	33	3.5			
ZZ42576		4.1	0.022	0.32	2.51	57	0.14	10.90	52	1.3			
ZZ42577		3.3	0.014	0.31	1.08	45	0.12	7.27	52	1.7			
ZZ42578		1.5	0.021	0.21	0.93	36	0.28	4.22	116	0.6			
ZZ42579		1.8	0.026	0.71	1.10	35	0.26	8.28	77	0.9			

***** See Appendix Page for comments regarding this certificate *****

ALS Canada Ltd.
2103 Dollarton Hwy
North Vancouver BC V7H 0A7
Phone: 604 984 0221 Fax: 604 984 0218 www.alsglobal.com

To: **SILVER RANGE RESOURCES LTD.**
C/O ARCHER, CATHRO & ASSOCIATES (1981) LIMITED
1016-510 W HASTINGS ST
VANCOUVER BC V6B 1L8

Finalized Date: 19-AUG-2012
Account: RANSIL

Project: Keg-Group 1

CERTIFICATE OF ANALYSIS WH12182381

Sample Description	Method	WEI-21	Au-ICP21	Au-ICP21	ME-MS41	ME-MS41	ME-MS41	ME-MS41	ME-MS41	ME-MS41	ME-MS41	ME-MS41	ME-MS41	ME-MS41	ME-MS41	ME-MS41
	Analyte	Recvd Wt.	Au	Au Check	Ag	Al	As	Au	B	Ba	Be	Bi	Ca	Cd	Ce	Co
	Units	kg	ppm	ppm	ppm	%	ppm	ppm	ppm	ppm	ppm	ppm	%	ppm	ppm	ppm
	LOR	0.02	0.001	0.001	0.01	0.01	0.1	0.2	10	10	0.05	0.01	0.01	0.01	0.02	0.1
ZZ42580		0.28	0.004		0.43	0.73	5.7	<0.2	<10	670	0.26	0.18	0.44	0.31	13.05	5.1
ZZ42581		0.22	0.004		0.70	0.44	2.2	<0.2	<10	460	0.14	0.12	0.44	0.35	10.25	1.3
ZZ42582		0.37	0.005		0.81	0.99	8.5	<0.2	<10	1030	0.40	0.25	0.49	0.15	23.1	3.2
ZZ42583		0.38	0.024		3.61	1.26	11.3	<0.2	<10	1180	0.44	0.33	0.42	0.50	35.5	9.5
ZZ42584		0.38	0.010		1.31	0.83	15.6	<0.2	<10	940	0.24	0.52	0.03	0.10	19.10	2.2
ZZ42585		0.31	0.003		0.93	0.40	9.3	<0.2	<10	280	0.12	0.28	0.03	0.10	24.8	1.5
ZZ42586		0.38	0.010		1.56	1.10	7.0	<0.2	<10	1010	0.43	0.30	0.88	0.31	25.2	3.2
ZZ42587		0.42	0.004		1.29	4.11	19.6	<0.2	<10	210	2.98	0.58	2.88	0.86	23.6	12.3
ZZ42588		0.35	0.004		0.30	1.99	13.4	<0.2	<10	170	1.00	0.22	6.91	0.23	13.30	4.1
ZZ42589		0.37	<0.001		0.18	1.23	5	<0.2	<10	90	0.77	0.13	11.55	0.56	6.88	4.4
ZZ42590		0.29	0.003		0.20	1.95	11.7	<0.2	<10	140	0.98	0.25	4.23	0.30	13.85	5.0
ZZ42591		0.35	0.003		0.15	1.82	14.2	<0.2	<10	120	0.96	0.26	2.27	0.32	23.7	6.0
ZZ42592		0.34	0.001		0.11	1.00	5.5	<0.2	<10	70	0.47	0.11	2.08	0.23	7.34	2.7
ZZ42593		0.32	<0.001		0.11	1.26	3.8	<0.2	<10	60	0.55	0.11	1.74	0.25	6.87	3.0
ZZ42594		0.27	0.001		0.13	1.37	8.8	<0.2	<10	80	0.62	0.16	1.53	0.57	6.90	3.2
ZZ42595		0.31	0.002		0.09	0.75	3.9	<0.2	<10	90	0.28	0.10	1.32	0.18	6.24	2.5
ZZ42596		0.31	0.002		0.13	1.01	7.0	<0.2	<10	110	0.43	0.14	1.32	0.26	9.21	3.5
ZZ42597		0.32	0.001		0.15	2.52	19.8	<0.2	<10	180	1.18	0.33	0.77	0.21	20.4	6.2
ZZ42598		0.22	<0.001		0.06	0.61	3.3	<0.2	<10	60	0.19	0.08	2.19	0.21	4.46	1.9
ZZ42599		0.13	0.007		3.43	0.81	11.0	<0.2	<10	340	0.47	0.28	0.63	0.42	17.95	4.1
ZZ42600		0.38	0.003		1.20	0.71	13.6	<0.2	<10	220	0.14	0.42	0.08	0.09	22.7	2.3
ZZ42601		0.46	0.007		1.90	0.50	5.3	<0.2	<10	530	0.12	0.20	0.06	0.13	22.5	1.4
ZZ42602		0.43	0.013		3.44	0.62	2.4	<0.2	<10	1820	0.13	0.18	0.12	0.25	23.8	1.7
ZZ42603		0.42	0.003		1.86	0.31	15.5	<0.2	<10	120	<0.05	0.42	0.03	0.04	13.00	0.7
ZZ42604		0.44	0.003		1.09	0.60	32.7	<0.2	<10	1320	0.24	0.69	0.33	0.19	10.80	2.4
ZZ42605		0.39	0.002		1.64	0.62	35.1	<0.2	<10	1250	0.13	0.86	0.07	0.15	15.55	1.9
ZZ42606		0.32	0.004		0.42	1.03	60.5	<0.2	<10	250	0.58	1.73	2.23	0.48	11.35	3.6
ZZ42607		0.27	0.001		0.16	1.92	69.2	<0.2	<10	260	0.72	1.21	0.77	0.31	21.3	4.5
ZZ42608		0.33	0.002		0.25	3.27	49.8	<0.2	<10	480	1.10	1.07	0.28	0.41	24.6	8.9
ZZ42609		0.38	0.005		0.29	1.55	13	<0.2	<10	50	0.64	0.29	14.65	0.19	6.61	5.8
ZZ42610		0.18	0.004		1.17	0.51	4.7	<0.2	<10	140	0.09	0.14	0.07	0.17	9.16	0.9
ZZ42611		0.34	0.003		0.22	0.32	1.7	<0.2	<10	450	0.12	0.05	0.94	0.09	5.82	1.7
ZZ42612		0.43	0.003		0.85	1.32	34.7	<0.2	<10	300	0.31	0.57	0.08	0.15	20.2	4.4
ZZ42613		0.35	0.002		0.21	2.01	18.2	<0.2	<10	130	0.90	0.27	1.48	0.49	14.55	5.1
ZZ42614		0.41	0.003		0.31	0.64	5.9	<0.2	<10	220	0.28	0.12	2.08	0.50	9.17	3.7
ZZ42615		0.24	0.019		0.34	1.02	8.9	<0.2	<10	300	0.18	0.08	0.13	0.28	12.70	3.3
ZZ42616		0.23	0.005		0.47	1.21	10.8	<0.2	<10	340	0.53	0.20	0.68	0.64	20.2	7.2
ZZ42617		0.31	0.003		0.38	1.64	7.3	<0.2	<10	330	0.75	0.18	0.63	0.38	12.10	15.1
ZZ42618		0.27	0.002		0.53	2.58	16.3	<0.2	<10	230	2.36	0.30	6.17	1.14	18.20	15.7
ZZ42619		0.36	0.006		0.44	1.45	115	<0.2	<10	30	0.90	1.77	10.30	1.27	6.77	5.7

***** See Appendix Page for comments regarding this certificate *****

ALS Canada Ltd.
2103 Dollarton Hwy
North Vancouver BC V7H 0A7
Phone: 604 984 0221 Fax: 604 984 0218 www.alsglobal.com

To: **SILVER RANGE RESOURCES LTD.**
C/O ARCHER, CATHRO & ASSOCIATES (1981) LIMITED
1016-510 W HASTINGS ST
VANCOUVER BC V6B 1L8

Finalized Date: 19-AUG-2012
Account: RANSIL

Project: Keg-Group 1

CERTIFICATE OF ANALYSIS WH12182381

Sample Description	Method	ME-MS41	ME-MS41	ME-MS41	ME-MS41	ME-MS41	ME-MS41	ME-MS41	ME-MS41	ME-MS41	ME-MS41	ME-MS41	ME-MS41	ME-MS41	ME-MS41	ME-MS41
	Analyte	Cr	Cs	Cu	Fe	Ga	Ge	Hf	Hg	In	K	La	Li	Mg	Mn	Mo
	Units	ppm	ppm	ppm	%	ppm	ppm	ppm	ppm	ppm	%	ppm	ppm	%	ppm	ppm
	LOR	1	0.05	0.2	0.01	0.05	0.05	0.02	0.01	0.005	0.01	0.2	0.1	0.01	5	0.05
ZZ42580		15	1.27	13.0	1.11	2.91	<0.05	0.03	0.07	0.018	0.04	6.2	7.2	0.22	343	1.06
ZZ42581		10	1.12	13.8	0.76	2.18	<0.05	<0.02	0.12	0.012	0.03	5.1	2.4	0.09	39	0.48
ZZ42582		18	1.43	21.1	1.50	4.06	<0.05	0.02	0.16	0.024	0.05	10.8	8.3	0.25	70	0.69
ZZ42583		22	3.44	47.0	2.20	4.53	0.06	0.02	0.43	0.047	0.09	16.7	10.7	0.33	282	1.40
ZZ42584		16	1.04	13.0	2.75	5.49	<0.05	<0.02	0.07	0.032	0.12	8.8	6.5	0.11	75	1.88
ZZ42585		9	1.08	11.2	1.11	3.78	<0.05	<0.02	0.04	0.017	0.06	11.9	1.6	0.03	45	1.86
ZZ42586		19	1.51	49.6	1.39	4.29	<0.05	<0.02	0.26	0.029	0.05	12.7	8.3	0.22	56	0.72
ZZ42587		54	3.54	35.5	8.99	8.68	0.11	0.11	0.08	0.257	0.07	8.6	27.6	0.34	156	2.80
ZZ42588		38	2.96	11.5	2.02	5.41	<0.05	0.12	0.04	0.022	0.07	5.8	17.7	0.44	104	0.94
ZZ42589		16	1.76	14.2	1.62	2.99	<0.05	0.10	0.07	0.033	0.10	3.4	8.7	0.25	227	0.98
ZZ42590		33	3.04	12.5	1.87	5.91	0.05	0.11	0.08	0.019	0.09	6.1	14.8	0.40	212	0.73
ZZ42591		23	1.62	9.8	2.24	5.41	<0.05	0.07	0.04	0.031	0.07	9.3	11.5	0.31	143	0.92
ZZ42592		13	1.32	14.5	1.02	2.90	<0.05	0.03	0.05	0.016	0.03	3.5	5.8	0.15	124	0.34
ZZ42593		14	1.64	13.4	1.29	3.53	<0.05	0.04	0.05	0.011	0.04	3.3	5.2	0.13	173	0.41
ZZ42594		16	1.45	11.6	1.30	3.44	<0.05	0.06	0.04	0.021	0.04	3.2	6.2	0.17	185	0.45
ZZ42595		8	0.90	8.8	0.95	1.95	<0.05	0.02	0.05	0.011	0.03	2.7	3.4	0.08	140	0.29
ZZ42596		12	1.33	11.5	1.25	2.75	<0.05	0.02	0.03	0.015	0.04	4.0	5.1	0.12	220	0.34
ZZ42597		42	4.12	9.0	2.82	7.16	<0.05	0.12	0.03	0.035	0.06	7.9	16.4	0.42	120	1.21
ZZ42598		6	0.68	7.7	0.76	1.71	<0.05	0.04	0.04	<0.005	0.04	2.0	2.1	0.07	139	0.31
ZZ42599		10	0.75	27.7	1.95	2.41	<0.05	<0.02	0.19	0.050	0.05	8.7	3.5	0.06	49	1.82
ZZ42600		12	1.68	8.6	1.82	5.81	<0.05	<0.02	0.06	0.016	0.05	11.7	2.8	0.09	63	1.33
ZZ42601		7	1.90	47.6	1.43	2.91	<0.05	<0.02	0.09	0.019	0.06	10.5	1.0	0.03	27	1.01
ZZ42602		11	3.46	37.4	1.09	2.09	<0.05	<0.02	0.49	0.032	0.03	12.0	1.1	0.04	21	0.44
ZZ42603		4	0.95	6.4	0.50	3.27	<0.05	<0.02	0.03	0.006	0.03	6.0	0.6	0.02	16	0.46
ZZ42604		13	1.73	11.4	0.76	2.66	<0.05	<0.02	0.06	0.016	0.04	5.5	4.2	0.12	79	0.54
ZZ42605		13	2.20	17.9	1.16	4.30	<0.05	<0.02	0.08	0.022	0.06	7.5	4.0	0.09	43	1.17
ZZ42606		15	1.82	23.2	1.40	2.90	<0.05	0.04	0.07	0.020	0.05	6.7	7.1	0.24	278	0.66
ZZ42607		18	1.67	9.4	1.79	4.45	<0.05	0.03	0.04	0.075	0.04	5.7	8.1	0.16	127	0.69
ZZ42608		44	3.47	14.6	3.55	7.94	<0.05	0.08	0.03	0.032	0.08	9.0	25.9	0.44	236	2.04
ZZ42609		10	1.25	12.1	3.33	3.51	<0.05	0.03	0.03	0.015	0.02	3.4	4.9	0.16	234	0.77
ZZ42610		5	1.81	14.9	0.88	2.42	<0.05	<0.02	0.06	0.012	0.04	4.8	1.4	0.03	25	0.79
ZZ42611		3	0.60	9.5	0.66	1.34	<0.05	0.02	0.02	<0.005	0.03	2.6	1.7	0.03	333	0.17
ZZ42612		22	2.07	12.7	2.97	7.21	<0.05	0.02	0.05	0.027	0.06	10.6	11.5	0.21	153	1.80
ZZ42613		20	1.69	11.7	2.28	4.82	<0.05	0.06	0.06	0.068	0.04	7.1	9.2	0.21	368	0.75
ZZ42614		10	0.80	14.6	0.94	2.04	<0.05	0.04	0.06	0.013	0.03	4.5	5.3	0.17	311	0.66
ZZ42615		9	1.26	45.6	1.26	1.70	<0.05	0.02	0.08	0.016	0.03	5.5	3.7	0.07	21	0.76
ZZ42616		19	1.98	60.2	1.44	3.13	0.05	<0.02	0.09	0.033	0.04	9.5	10.7	0.19	74	0.72
ZZ42617		18	1.86	48.5	1.88	4.28	<0.05	0.03	0.07	0.042	0.03	5.4	16.2	0.16	346	0.72
ZZ42618		30	2.90	28.9	3.43	4.75	0.05	0.13	0.10	0.042	0.05	8.4	14.5	0.29	727	1.52
ZZ42619		20	1.66	12.3	2.42	3.14	<0.05	0.10	0.03	0.087	0.06	3.7	8.0	0.24	233	1.32

***** See Appendix Page for comments regarding this certificate *****

ALS Canada Ltd.
2103 Dollarton Hwy
North Vancouver BC V7H 0A7
Phone: 604 984 0221 Fax: 604 984 0218 www.alsglobal.com

To: **SILVER RANGE RESOURCES LTD.**
C/O ARCHER, CATHRO & ASSOCIATES (1981) LIMITED
1016-510 W HASTINGS ST
VANCOUVER BC V6B 1L8

Finalized Date: 19-AUG-2012
Account: RANSIL

Project: Keg-Group 1

CERTIFICATE OF ANALYSIS WH12182381

Sample Description	Method	ME-MS41	ME-MS41	ME-MS41	ME-MS41	ME-MS41	ME-MS41	ME-MS41	ME-MS41	ME-MS41	ME-MS41	ME-MS41	ME-MS41	ME-MS41	ME-MS41	ME-MS41
	Analyte	Na	Nb	Ni	P	Pb	Rb	Re	S	Sb	Sc	Se	Sn	Sr	Ta	Te
	Units	%	ppm	ppm	ppm	ppm	ppm	ppm	%	ppm	ppm	ppm	ppm	ppm	ppm	ppm
	LOR	0.01	0.05	0.2	10	0.2	0.1	0.001	0.01	0.05	0.1	0.2	0.2	0.2	0.01	0.01
ZZ42580		0.02	0.47	8.5	650	9.3	8.1	<0.001	0.06	1.04	1.4	1.2	0.4	26.4	<0.01	0.05
ZZ42581		0.02	0.41	6.0	600	6.3	5.9	<0.001	0.08	0.56	1.0	1.7	0.3	23.6	<0.01	0.02
ZZ42582		0.01	0.68	11.4	720	14.5	10.2	0.002	0.06	0.97	2.4	2.6	0.6	29.3	<0.01	0.05
ZZ42583		0.02	0.51	26.8	1010	19.3	13.5	0.001	0.09	1.65	2.8	3.3	0.7	33.1	<0.01	0.07
ZZ42584		0.01	1.40	7.6	360	14.3	9.3	0.001	0.24	1.55	1.7	3.8	1.0	10.7	<0.01	0.08
ZZ42585		0.01	0.90	5.7	280	12.1	8.7	<0.001	0.09	1.19	0.9	1.3	0.8	14.1	<0.01	0.04
ZZ42586		0.01	0.87	22.0	820	13.1	9.3	0.001	0.07	1.02	1.9	4.1	0.5	47.6	<0.01	0.07
ZZ42587		0.04	1.62	82.9	2400	92.0	8.5	<0.001	0.23	2.53	3.9	3.2	0.4	184.0	0.01	0.11
ZZ42588		0.01	1.35	24.4	260	13.7	16.0	<0.001	0.04	0.76	2.8	0.5	0.4	115.5	<0.01	0.03
ZZ42589		0.02	0.48	22.0	660	12.2	9.8	<0.001	0.14	0.88	1.3	1.0	0.2	253	<0.01	<0.01
ZZ42590		0.01	1.23	27.8	420	14.1	22.0	<0.001	0.06	0.68	2.4	0.5	0.3	98.2	0.01	0.03
ZZ42591		0.01	1.32	23.5	160	14.9	11.5	<0.001	0.02	0.82	3.3	0.4	0.5	68.9	<0.01	0.03
ZZ42592		0.03	0.49	10.3	410	5.9	5.7	<0.001	0.08	0.74	0.8	0.8	<0.2	62.9	<0.01	0.03
ZZ42593		0.03	0.54	11.6	480	8.8	6.9	<0.001	0.09	0.29	1.0	0.5	0.2	48.7	0.01	<0.01
ZZ42594		0.03	0.56	13.6	450	9.2	6.3	<0.001	0.07	0.42	1.1	0.2	0.2	46.6	0.01	0.01
ZZ42595		0.03	0.39	8.0	350	6.2	5.0	<0.001	0.07	0.27	0.8	0.4	0.2	40.1	<0.01	0.01
ZZ42596		0.03	0.51	12.6	400	8.6	7.6	<0.001	0.06	0.37	1.2	0.5	0.2	45.8	<0.01	0.01
ZZ42597		0.02	1.76	31.1	120	17.5	15.4	<0.001	0.03	1.03	4.0	0.8	0.7	32.9	<0.01	0.04
ZZ42598		0.03	0.32	5.2	350	3.6	3.7	<0.001	0.08	0.27	0.5	0.3	<0.2	50.5	<0.01	0.02
ZZ42599		0.02	0.38	22.5	1940	26.5	3.0	<0.001	0.20	1.54	0.2	2.4	0.3	42.4	<0.01	0.13
ZZ42600		0.01	1.07	7.6	340	17.0	7.1	<0.001	0.07	1.26	1.0	1.0	0.9	14.3	<0.01	0.09
ZZ42601		0.02	0.34	7.6	530	13.7	5.2	<0.001	0.15	0.97	0.6	2.8	0.4	12.7	<0.01	0.06
ZZ42602		0.02	0.30	6.1	720	7.1	5.3	0.002	0.14	0.61	0.6	6.7	0.3	18.3	<0.01	0.03
ZZ42603		0.02	0.35	1.9	240	12.5	4.5	<0.001	0.03	0.38	0.3	0.6	0.5	8.0	<0.01	0.03
ZZ42604		0.02	0.28	7.0	390	6.4	7.2	<0.001	0.06	0.76	0.3	1.2	0.3	24.3	<0.01	0.02
ZZ42605		0.02	0.70	11.5	320	13.8	8.3	<0.001	0.09	1.51	0.8	1.4	0.6	19.0	<0.01	0.04
ZZ42606		0.04	0.43	17.8	640	9.2	7.4	<0.001	0.09	1.78	1.4	1.2	0.3	76.9	<0.01	0.01
ZZ42607		0.03	1.16	18.6	260	10.6	6.7	<0.001	0.05	1.14	1.9	0.5	0.3	43.8	0.02	0.03
ZZ42608		0.02	2.54	34.7	390	20.7	12.9	<0.001	0.03	1.57	3.9	1.2	0.8	35.1	0.02	0.06
ZZ42609		0.03	0.36	49.9	450	9.2	3.3	<0.001	0.10	1.32	1.6	0.6	<0.2	354	0.01	0.03
ZZ42610		0.03	0.46	3.9	490	4.9	3.8	<0.001	0.10	0.52	0.5	1.1	0.3	9.0	<0.01	0.03
ZZ42611		0.04	0.24	3.9	390	1.9	1.8	<0.001	0.05	0.25	0.6	1.0	<0.2	21.5	<0.01	<0.01
ZZ42612		0.01	1.80	13.8	330	15.4	9.8	<0.001	0.06	1.67	2.0	1.3	0.9	10.6	0.01	0.06
ZZ42613		0.03	0.74	19.5	430	13.5	7.9	<0.001	0.08	0.64	2.3	0.7	0.3	46.4	0.01	0.03
ZZ42614		0.03	0.34	9.9	620	6.4	4.3	<0.001	0.16	1.15	0.8	0.9	0.2	57.9	<0.01	0.02
ZZ42615		0.02	0.45	34.6	740	4.3	2.9	0.001	0.11	1.14	0.7	2.2	0.2	18.5	0.01	0.02
ZZ42616		0.02	0.53	44.6	900	9.6	5.6	0.001	0.09	0.91	0.9	3.1	0.6	42.7	<0.01	0.02
ZZ42617		0.02	0.51	42.6	790	8.1	4.1	0.001	0.08	0.88	1.5	1.9	0.2	50.3	0.01	0.03
ZZ42618		0.02	0.79	74.6	760	21.9	7.1	<0.001	0.11	2.80	3.1	1.8	0.3	130.5	0.01	0.05
ZZ42619		0.02	0.44	23.6	480	32.5	6.7	<0.001	0.14	8.09	1.4	0.5	0.2	314	<0.01	0.06

***** See Appendix Page for comments regarding this certificate *****

ALS Canada Ltd.
2103 Dollarton Hwy
North Vancouver BC V7H 0A7
Phone: 604 984 0221 Fax: 604 984 0218 www.alsglobal.com

To: **SILVER RANGE RESOURCES LTD.**
C/O ARCHER, CATHRO & ASSOCIATES (1981) LIMITED
1016-510 W HASTINGS ST
VANCOUVER BC V6B 1L8

Finalized Date: 19-AUG-2012
Account: RANSIL

Project: Keg-Group 1

CERTIFICATE OF ANALYSIS WH12182381

Sample Description	Method	ME-MS41	ME-MS41	ME-MS41	ME-MS41	ME-MS41	ME-MS41	ME-MS41	ME-MS41	ME-MS41	Ag-OG46	Pb-OG46	Sn-XRF05
	Analyte	Th	Ti	Tl	U	V	W	Y	Zn	Zr	Ag	Pb	Sn
	Units	ppm	%	ppm	ppm	ppm	ppm	ppm	ppm	ppm	ppm	%	ppm
	LOR	0.2	0.005	0.02	0.05	1	0.05	0.05	2	0.5	1	0.001	5
ZZ42580		0.8	0.019	0.20	0.74	40	0.08	3.99	49	0.8			
ZZ42581		0.5	0.017	0.25	0.69	14	0.08	2.54	22	<0.5			
ZZ42582		1.7	0.017	0.28	1.04	38	0.19	5.95	45	0.6			
ZZ42583		0.9	0.023	1.04	1.31	50	0.17	8.33	83	0.6			
ZZ42584		2.4	0.037	1.76	0.42	66	0.23	2.23	33	<0.5			
ZZ42585		1.2	0.031	0.39	0.38	43	0.19	1.80	22	<0.5			
ZZ42586		0.6	0.021	0.22	1.49	28	0.22	9.04	34	<0.5			
ZZ42587		7.9	0.026	0.33	7.82	121	0.34	38.1	342	3.6			
ZZ42588		3.2	0.019	0.29	0.73	108	0.20	9.41	64	3.8			
ZZ42589		1.4	0.009	0.15	0.84	45	0.13	5.78	217	3.8			
ZZ42590		2.2	0.029	0.25	0.64	88	0.15	7.74	65	3.2			
ZZ42591		4.1	0.032	0.14	0.70	49	0.30	11.20	75	2.6			
ZZ42592		0.4	0.017	0.08	1.06	33	0.06	3.74	57	1.2			
ZZ42593		0.6	0.027	0.10	0.46	44	0.07	3.33	52	1.2			
ZZ42594		0.6	0.021	0.11	0.60	48	0.08	3.71	202	1.5			
ZZ42595		0.3	0.021	0.05	0.42	26	0.07	2.79	48	0.8			
ZZ42596		0.5	0.021	0.08	0.44	32	0.09	4.57	72	0.8			
ZZ42597		4.7	0.044	0.22	0.72	115	0.27	8.24	79	4.2			
ZZ42598		0.2	0.021	0.05	0.29	22	<0.05	2.12	47	1.3			
ZZ42599		<0.2	0.007	0.29	0.92	29	0.14	4.35	72	<0.5			
ZZ42600		0.8	0.052	0.38	0.43	62	0.28	1.86	37	<0.5			
ZZ42601		<0.2	0.024	0.69	0.54	32	0.15	1.89	17	<0.5			
ZZ42602		<0.2	0.015	0.54	1.35	14	0.08	3.00	12	<0.5			
ZZ42603		0.2	0.026	0.22	0.23	18	0.10	0.92	8	<0.5			
ZZ42604		<0.2	0.012	0.32	0.47	26	0.06	2.97	28	<0.5			
ZZ42605		0.2	0.034	0.48	0.39	49	0.16	2.10	41	<0.5			
ZZ42606		0.6	0.021	0.12	1.38	34	0.11	10.85	87	1.5			
ZZ42607		2.0	0.036	0.11	0.49	42	0.14	4.07	378	1.0			
ZZ42608		5.0	0.064	0.23	0.87	89	0.32	6.43	113	3.1			
ZZ42609		2.1	0.012	0.09	0.92	22	0.26	6.14	34	1.2			
ZZ42610		0.2	0.023	0.13	0.47	17	0.13	1.43	17	<0.5			
ZZ42611		<0.2	0.023	0.06	0.26	18	<0.05	3.47	16	0.6			
ZZ42612		2.8	0.058	0.16	0.50	74	0.41	2.51	57	0.9			
ZZ42613		2.2	0.027	0.09	1.02	46	0.19	11.15	125	2.4			
ZZ42614		0.6	0.024	0.08	0.52	27	0.06	3.73	58	1.5			
ZZ42615		0.6	0.017	0.35	0.98	25	0.07	5.01	54	1.1			
ZZ42616		0.5	0.013	0.32	1.26	38	0.12	9.34	144	0.5			
ZZ42617		1.2	0.016	0.13	0.99	47	0.13	6.82	197	1.0			
ZZ42618		3.0	0.014	0.15	1.52	69	0.24	25.0	211	4.6			
ZZ42619		1.3	0.008	0.13	1.08	48	0.11	5.69	361	3.7			

***** See Appendix Page for comments regarding this certificate *****

ALS Canada Ltd.
2103 Dollarton Hwy
North Vancouver BC V7H 0A7
Phone: 604 984 0221 Fax: 604 984 0218 www.alsglobal.com

To: **SILVER RANGE RESOURCES LTD.**
C/O ARCHER, CATHRO & ASSOCIATES (1981) LIMITED
1016-510 W HASTINGS ST
VANCOUVER BC V6B 1L8

Finalized Date: 19-AUG-2012
Account: RANSIL

Project: Keg-Group 1

CERTIFICATE OF ANALYSIS WH12182381

Sample Description	Method	WEI-21	Au-ICP21	Au-ICP21	ME-MS41	ME-MS41	ME-MS41	ME-MS41	ME-MS41	ME-MS41	ME-MS41	ME-MS41	ME-MS41	ME-MS41	ME-MS41	ME-MS41
	Analyte	Recvd Wt.	Au	Au Check	Ag	Al	As	Au	B	Ba	Be	Bi	Ca	Cd	Ce	Co
	Units	kg	ppm	ppm	ppm	%	ppm	ppm	ppm	ppm	ppm	ppm	%	ppm	ppm	ppm
	LOR	0.02	0.001	0.001	0.01	0.01	0.1	0.2	10	10	0.05	0.01	0.01	0.01	0.02	0.1
ZZ42620		0.43	0.002		0.25	2.36	24	<0.2	<10	40	1.37	0.19	15.45	0.60	5.70	11.5
ZZ42621		0.44	0.005		0.22	2.28	19.0	<0.2	<10	60	1.49	0.18	2.18	0.28	12.50	5.0
ZZ42622		0.39	0.004		0.40	1.75	42	<0.2	<10	330	0.90	0.55	10.20	0.57	11.95	6.4
ZZ42623		0.32	0.001		0.16	0.89	6.6	<0.2	<10	50	0.47	0.11	1.50	0.29	6.53	2.4
ZZ42624		0.22	0.003		0.11	1.40	6.2	<0.2	<10	80	0.45	0.15	3.48	0.39	5.91	3.1
ZZ42625		0.26	0.002		0.09	0.46	3.6	<0.2	<10	50	0.14	0.05	2.51	0.17	3.36	1.5
ZZ42626		0.22	0.013		0.11	1.05	8.8	<0.2	<10	100	0.49	0.21	2.85	0.34	8.05	2.7
ZZ42627		0.30	0.002		0.14	0.99	12.5	<0.2	<10	70	0.53	0.24	4.11	0.33	9.30	2.6
ZZ42628		0.35	0.002		0.22	1.28	14.2	<0.2	<10	110	0.62	0.29	2.45	0.32	8.01	3.4
ZZ42629		0.35	0.002		0.22	1.10	21.1	<0.2	<10	80	0.51	0.28	3.49	0.38	8.62	3.2
ZZ42630		0.31	0.003		0.49	1.11	376	<0.2	<10	70	0.59	4.78	3.38	0.99	9.11	3.3
ZZ42631		0.40	0.001		0.15	0.73	7.9	<0.2	<10	50	0.34	0.14	1.95	0.28	8.04	2.9
ZZ42632		0.43	0.002		0.23	1.42	12.8	<0.2	<10	910	0.76	0.33	4.29	0.37	6.46	3.4
ZZ42633		0.38	0.003		0.24	1.31	12	<0.2	<10	370	0.60	0.21	11.80	0.43	11.30	4.3
ZZ42634		0.40	0.001		0.19	1.57	17.5	<0.2	<10	390	0.72	0.30	0.59	0.18	21.3	4.3
ZZ42635		0.31	0.001		0.12	1.21	11.1	<0.2	<10	290	0.34	0.20	0.82	0.26	11.10	3.9
ZZ42636		0.23	0.002		0.12	0.96	11.0	<0.2	<10	150	0.31	0.18	1.10	0.76	9.55	2.8
ZZ42637		0.29	<0.001		0.11	0.43	5.0	<0.2	<10	130	0.17	0.09	1.72	0.22	5.46	2.0
ZZ42638		0.41	0.005		0.33	0.89	12.6	<0.2	<10	330	0.45	0.17	1.98	1.06	14.55	4.4
ZZ42639		0.40	0.002		0.36	0.98	17.5	<0.2	<10	450	0.47	0.33	2.08	0.24	14.80	5.2
ZZ42640		0.47	0.005		0.45	1.29	25.6	<0.2	<10	670	0.67	0.45	1.19	0.68	22.7	7.3
ZZ42641		0.27	0.002		0.29	0.53	3.6	<0.2	<10	200	0.23	0.08	2.94	0.33	6.53	1.6
ZZ42642		0.36	0.002		0.23	1.07	11.2	<0.2	<10	200	0.58	0.12	2.21	0.42	9.73	3.2
ZZ42643		0.35	0.002		0.26	0.85	7.1	<0.2	<10	200	0.39	0.12	1.86	0.30	8.99	3.2
ZZ42644		0.38	0.003		0.14	0.71	23.6	<0.2	<10	80	0.31	0.16	2.09	0.24	7.03	2.9
ZZ42645		0.28	0.004		0.20	0.71	15.2	<0.2	<10	80	0.33	0.10	1.93	0.41	6.09	2.4
ZZ42646		0.19	<0.001		0.09	1.01	8.4	<0.2	<10	60	0.36	0.12	1.83	0.29	5.70	2.3
ZZ42647		0.35	0.005		0.12	0.62	12.3	<0.2	<10	90	0.33	0.16	2.11	0.30	6.63	2.4
ZZ42648		0.34	0.003		0.23	0.81	11.3	<0.2	<10	180	0.37	0.25	2.17	0.49	10.65	3.9
ZZ42649		0.36	0.003		0.36	0.85	14.0	<0.2	<10	220	0.28	0.17	1.55	0.35	17.05	4.9
ZZ42650		0.38	0.001		0.33	0.87	13.2	<0.2	10	200	0.41	0.42	2.80	0.44	10.75	3.8
ZZ42651		0.26	0.001		0.18	0.85	13.3	<0.2	<10	190	0.34	0.29	2.65	0.41	8.44	2.8
ZZ42652		0.45	<0.001		0.14	0.96	9.6	<0.2	<10	200	0.43	0.21	1.97	0.43	9.65	2.7
ZZ42653		0.28	0.001		0.17	0.93	9.2	<0.2	<10	120	0.53	0.18	2.54	0.37	13.55	3.0
ZZ42654		0.28	0.002		0.13	1.94	22.6	<0.2	<10	340	0.78	0.36	0.43	0.14	26.0	5.4
ZZ42655		0.34	0.003		0.07	0.51	4.2	<0.2	<10	80	0.16	0.11	1.69	0.21	5.22	1.8
ZZ42656		0.25	0.002		0.26	1.48	26.6	<0.2	<10	170	0.64	0.39	2.81	0.56	11.20	4.3
ZZ42657		0.40	0.003		0.35	1.42	29.0	<0.2	<10	190	0.80	0.40	2.98	0.68	12.90	4.4
ZZ42658		0.23	0.003		0.22	1.02	23.8	<0.2	10	170	0.46	0.29	2.48	0.39	8.75	3.2
ZZ42659		0.52	0.003		0.38	1.23	78.8	<0.2	20	290	0.64	0.67	1.70	1.13	19.65	6.1

***** See Appendix Page for comments regarding this certificate *****

ALS Canada Ltd.
2103 Dollarton Hwy
North Vancouver BC V7H 0A7
Phone: 604 984 0221 Fax: 604 984 0218 www.alsglobal.com

To: **SILVER RANGE RESOURCES LTD.**
C/O ARCHER, CATHRO & ASSOCIATES (1981) LIMITED
1016-510 W HASTINGS ST
VANCOUVER BC V6B 1L8

Finalized Date: 19-AUG-2012
Account: RANSIL

Project: Keg-Group 1

CERTIFICATE OF ANALYSIS WH12182381

Sample Description	Method	ME-MS41	ME-MS41	ME-MS41	ME-MS41	ME-MS41	ME-MS41	ME-MS41	ME-MS41	ME-MS41	ME-MS41	ME-MS41	ME-MS41	ME-MS41	ME-MS41	ME-MS41
	Analyte	Cr	Cs	Cu	Fe	Ga	Ge	Hf	Hg	In	K	La	Li	Mg	Mn	Mo
	Units	ppm	ppm	ppm	%	ppm	ppm	ppm	ppm	ppm	%	ppm	ppm	%	ppm	ppm
	LOR	1	0.05	0.2	0.01	0.05	0.05	0.02	0.01	0.005	0.01	0.2	0.1	0.01	5	0.05
ZZ42620		13	2.34	20.3	4.71	4.62	<0.05	0.09	0.05	0.097	0.06	3.0	12.7	0.35	260	2.42
ZZ42621		54	2.21	8.0	2.48	6.03	<0.05	0.09	0.03	0.041	0.05	6.5	18.0	0.48	233	0.89
ZZ42622		31	2.39	8.6	2.37	4.69	<0.05	0.06	0.05	0.050	0.06	6.8	14.9	0.45	236	1.06
ZZ42623		11	1.04	10.4	1.05	2.07	<0.05	0.05	0.05	0.016	0.04	2.9	4.1	0.11	133	0.44
ZZ42624		19	1.26	8.5	1.47	3.06	<0.05	0.05	0.07	0.026	0.04	2.8	7.1	0.21	283	0.61
ZZ42625		5	0.53	7.2	0.60	1.09	<0.05	0.03	0.04	0.006	0.03	1.7	1.8	0.06	100	0.27
ZZ42626		13	0.85	9.1	1.10	2.34	<0.05	0.04	0.04	0.013	0.03	4.2	7.2	0.25	166	0.58
ZZ42627		16	0.77	10.0	1.09	2.20	<0.05	0.05	0.03	0.012	0.03	4.4	6.8	0.23	191	0.77
ZZ42628		21	1.53	13.7	1.31	3.30	<0.05	0.04	0.04	0.020	0.03	4.5	8.3	0.29	156	0.46
ZZ42629		15	1.15	16.5	1.16	2.53	<0.05	0.04	0.05	0.014	0.03	4.4	5.9	0.21	187	0.45
ZZ42630		15	1.20	18.3	1.67	2.75	<0.05	0.04	0.04	0.033	0.04	4.7	5.9	0.19	153	0.58
ZZ42631		8	0.83	28.0	1.02	1.81	<0.05	0.03	0.03	0.013	0.03	4.1	3.7	0.12	108	0.34
ZZ42632		13	1.13	12.9	1.88	3.58	<0.05	0.05	0.03	0.026	0.03	3.2	9.0	0.20	154	1.01
ZZ42633		20	0.93	14.5	1.70	3.28	<0.05	0.09	0.04	0.017	0.08	5.8	9.1	0.35	218	1.30
ZZ42634		28	1.12	16.4	1.88	4.36	<0.05	0.07	0.04	0.023	0.03	9.8	9.4	0.32	103	1.28
ZZ42635		20	0.89	10.3	1.41	3.43	<0.05	0.03	0.01	0.018	0.03	5.5	7.9	0.31	165	0.59
ZZ42636		11	0.80	23.1	1.28	3.19	<0.05	0.02	0.01	0.012	0.03	4.6	4.2	0.09	79	0.51
ZZ42637		6	0.39	9.0	0.67	1.26	<0.05	0.02	0.02	0.008	0.03	2.7	2.4	0.10	102	0.15
ZZ42638		19	0.88	26.7	1.37	2.54	<0.05	0.07	0.09	0.018	0.05	7.3	7.0	0.37	190	0.31
ZZ42639		21	0.81	21.9	1.53	2.78	<0.05	0.03	0.08	0.020	0.06	8.1	9.7	0.39	380	0.53
ZZ42640		28	1.66	27.6	2.14	3.87	<0.05	0.06	0.10	0.032	0.08	12.7	13.4	0.51	447	0.94
ZZ42641		6	0.43	20.4	0.62	1.30	<0.05	0.03	0.06	0.008	0.03	3.5	1.7	0.08	68	0.28
ZZ42642		9	1.38	18.3	1.30	2.45	<0.05	0.04	0.04	0.018	0.03	4.9	5.0	0.11	226	0.43
ZZ42643		7	1.22	23.1	0.86	2.69	<0.05	0.04	0.05	0.015	0.02	4.7	4.7	0.10	275	0.30
ZZ42644		6	0.84	12.5	0.86	2.24	<0.05	0.04	0.04	0.011	0.02	3.4	3.6	0.09	181	0.31
ZZ42645		5	0.73	14.5	0.80	2.10	<0.05	0.03	0.06	0.011	0.03	3.1	2.6	0.06	174	0.40
ZZ42646		5	0.69	10.3	0.93	2.36	<0.05	0.02	0.02	0.009	0.02	2.8	2.7	0.05	133	0.27
ZZ42647		6	0.59	15.5	0.81	1.58	<0.05	0.03	0.03	0.012	0.03	3.4	2.6	0.09	156	0.25
ZZ42648		12	0.90	15.3	1.08	2.47	<0.05	0.04	0.06	0.014	0.04	5.1	6.5	0.21	316	0.40
ZZ42649		20	1.14	8.5	1.24	2.96	<0.05	0.04	0.08	0.015	0.07	7.9	10.1	0.41	243	0.42
ZZ42650		13	0.89	16.0	1.15	2.52	<0.05	0.04	0.06	0.015	0.04	5.0	6.4	0.22	268	0.38
ZZ42651		8	0.72	13.9	1.03	2.27	<0.05	0.03	0.04	0.012	0.02	4.1	4.1	0.12	172	0.44
ZZ42652		9	1.20	13.7	1.23	2.71	<0.05	0.03	0.03	0.012	0.03	4.7	5.2	0.11	139	0.43
ZZ42653		11	1.51	20.5	1.30	3.01	<0.05	0.03	0.04	0.011	0.02	7.1	6.0	0.10	140	0.51
ZZ42654		29	2.52	10.8	2.05	5.08	<0.05	0.10	0.03	0.024	0.05	9.0	12.5	0.48	132	1.55
ZZ42655		5	0.48	9.4	0.64	1.61	<0.05	0.03	0.03	0.006	0.02	2.5	2.5	0.08	86	0.26
ZZ42656		32	1.97	8.3	1.49	4.15	<0.05	0.07	0.05	0.024	0.06	5.5	15.8	0.42	150	0.70
ZZ42657		29	1.85	24.9	1.45	3.80	<0.05	0.05	0.06	0.021	0.05	6.2	14.0	0.37	174	0.59
ZZ42658		17	1.36	16.8	1.10	3.12	<0.05	0.04	0.04	0.018	0.04	4.6	8.9	0.25	175	0.57
ZZ42659		25	1.36	31.1	1.72	3.87	<0.05	0.05	0.07	0.023	0.06	10.2	12.4	0.44	255	0.55

***** See Appendix Page for comments regarding this certificate *****

ALS Canada Ltd.
2103 Dollarton Hwy
North Vancouver BC V7H 0A7
Phone: 604 984 0221 Fax: 604 984 0218 www.alsglobal.com

To: **SILVER RANGE RESOURCES LTD.**
C/O ARCHER, CATHRO & ASSOCIATES (1981) LIMITED
1016-510 W HASTINGS ST
VANCOUVER BC V6B 1L8

Finalized Date: 19-AUG-2012
Account: RANSIL

Project: Keg-Group 1

CERTIFICATE OF ANALYSIS WH12182381

Sample Description	Method	ME-MS41	ME-MS41	ME-MS41	ME-MS41	ME-MS41	ME-MS41	ME-MS41	ME-MS41	ME-MS41	ME-MS41	ME-MS41	ME-MS41	ME-MS41	ME-MS41	ME-MS41
	Analyte	Na	Nb	Ni	P	Pb	Rb	Re	S	Sb	Sc	Se	Sn	Sr	Ta	Te
	Units	%	ppm	ppm	ppm	ppm	ppm	ppm	%	ppm	ppm	ppm	ppm	ppm	ppm	ppm
	LOR	0.01	0.05	0.2	10	0.2	0.1	0.001	0.01	0.05	0.1	0.2	0.2	0.2	0.01	0.01
ZZ42620		0.01	0.42	57.1	290	16.4	6.4	<0.001	0.13	2.36	2.8	1.0	<0.2	476	<0.01	0.05
ZZ42621		0.01	1.32	27.9	300	15.0	6.4	<0.001	0.06	1.40	3.8	1.0	0.3	159.5	0.01	0.02
ZZ42622		0.02	0.64	29.6	510	21.5	6.9	<0.001	0.08	4.25	2.3	1.0	0.4	223	<0.01	0.03
ZZ42623		0.03	0.34	10.4	320	6.2	4.0	<0.001	0.09	0.55	0.9	<0.2	<0.2	57.9	0.01	0.01
ZZ42624		0.03	0.41	14.1	630	8.2	4.3	<0.001	0.16	0.58	1.0	0.6	0.2	97.3	<0.01	0.01
ZZ42625		0.04	0.20	4.1	450	2.6	2.5	<0.001	0.13	0.31	0.3	0.4	<0.2	65.0	<0.01	<0.01
ZZ42626		0.03	0.36	11.1	470	6.2	3.8	<0.001	0.12	0.74	0.8	0.5	0.2	77.4	<0.01	0.02
ZZ42627		0.03	0.35	12.0	510	6.9	4.0	<0.001	0.13	1.10	0.7	0.6	0.2	100.0	<0.01	0.01
ZZ42628		0.03	0.44	14.9	550	7.4	6.6	<0.001	0.13	0.94	0.8	0.9	0.2	74.3	<0.01	0.01
ZZ42629		0.02	0.37	13.0	610	6.5	5.0	<0.001	0.16	1.86	0.7	0.9	0.2	121.0	<0.01	<0.01
ZZ42630		0.03	0.39	15.5	560	11.2	4.4	<0.001	0.11	4.21	1.0	0.7	0.2	132.0	<0.01	0.03
ZZ42631		0.04	0.27	9.6	550	4.5	3.4	<0.001	0.10	1.32	0.7	0.3	<0.2	69.2	<0.01	0.01
ZZ42632		0.02	0.51	18.7	420	8.1	3.2	0.001	0.14	1.18	0.8	0.7	0.2	140.0	0.01	0.02
ZZ42633		0.03	0.56	20.1	410	12.3	6.0	<0.001	0.08	1.02	1.7	0.8	0.4	252	<0.01	0.01
ZZ42634		0.02	0.90	17.1	170	16.0	4.3	0.001	0.04	0.93	2.8	0.8	1.1	36.7	<0.01	0.01
ZZ42635		0.03	0.57	14.0	330	8.1	4.4	<0.001	0.05	0.59	1.7	0.3	0.6	42.4	<0.01	0.01
ZZ42636		0.03	0.66	9.7	240	6.8	4.4	<0.001	0.07	0.52	1.0	0.3	0.4	44.8	0.01	0.01
ZZ42637		0.04	0.23	5.5	360	3.5	2.8	<0.001	0.10	0.46	0.5	0.2	0.2	54.3	<0.01	<0.01
ZZ42638		0.02	0.50	16.9	1040	10.0	8.3	0.001	0.14	1.35	1.9	2.8	0.5	67.8	<0.01	0.02
ZZ42639		0.02	0.51	18.3	550	12.1	6.2	<0.001	0.12	1.18	1.8	1.0	0.7	58.0	<0.01	0.01
ZZ42640		0.02	0.77	33.4	590	16.0	11.4	0.001	0.07	1.65	3.7	1.1	0.9	55.4	<0.01	0.05
ZZ42641		0.04	0.26	6.9	510	3.6	2.5	<0.001	0.14	0.31	0.5	0.9	0.2	66.3	<0.01	<0.01
ZZ42642		0.04	0.33	15.5	530	6.3	4.3	<0.001	0.12	0.76	0.9	1.2	0.2	78.9	<0.01	<0.01
ZZ42643		0.03	0.39	11.5	520	5.3	4.0	<0.001	0.10	0.53	0.8	1.3	0.2	52.3	<0.01	0.02
ZZ42644		0.02	0.34	10.0	410	4.7	3.4	<0.001	0.10	5.32	0.6	0.4	0.2	70.8	<0.01	0.01
ZZ42645		0.02	0.31	10.1	370	4.4	2.8	<0.001	0.10	1.28	0.7	0.6	0.2	69.0	<0.01	0.02
ZZ42646		0.04	0.30	7.9	420	3.4	2.1	<0.001	0.10	0.44	0.5	0.3	<0.2	60.2	0.01	0.02
ZZ42647		0.04	0.24	8.3	450	3.2	2.7	<0.001	0.11	0.57	0.5	0.4	0.2	65.2	<0.01	0.02
ZZ42648		0.02	0.39	12.9	750	7.5	5.4	<0.001	0.10	1.05	1.0	0.9	0.3	80.6	<0.01	0.03
ZZ42649		0.02	0.45	13.1	1100	11.6	9.2	0.001	0.06	1.50	2.1	0.8	0.7	59.0	<0.01	0.02
ZZ42650		0.02	0.41	15.6	640	10.3	4.8	<0.001	0.11	0.76	0.9	0.9	0.4	100.0	<0.01	0.03
ZZ42651		0.03	0.34	10.4	510	7.8	2.7	<0.001	0.09	0.62	0.6	0.7	0.2	91.5	<0.01	<0.01
ZZ42652		0.02	0.41	10.8	400	8.3	3.8	<0.001	0.06	0.61	0.8	0.6	0.3	79.8	<0.01	0.01
ZZ42653		0.02	0.39	14.7	450	6.5	3.5	0.001	0.05	0.58	1.2	0.7	0.3	80.6	<0.01	<0.01
ZZ42654		0.01	0.75	23.5	140	16.3	8.6	<0.001	0.01	1.33	3.0	0.4	0.9	52.4	<0.01	0.02
ZZ42655		0.03	0.21	5.7	460	2.7	2.1	<0.001	0.06	0.35	0.4	0.6	<0.2	56.3	<0.01	0.02
ZZ42656		0.02	1.01	24.0	350	10.3	8.6	<0.001	0.05	2.53	2.3	0.5	0.4	104.0	<0.01	0.01
ZZ42657		0.02	0.68	24.9	530	10.9	9.6	<0.001	0.07	2.36	1.6	0.8	0.4	109.0	<0.01	0.03
ZZ42658		0.02	0.50	15.1	590	7.7	7.2	0.001	0.10	1.96	0.9	1.3	0.3	97.4	<0.01	0.01
ZZ42659		0.02	0.74	26.3	790	16.6	9.4	0.001	0.07	2.24	2.6	2.0	0.9	82.5	<0.01	0.03

***** See Appendix Page for comments regarding this certificate *****

ALS Canada Ltd.
2103 Dollarton Hwy
North Vancouver BC V7H 0A7
Phone: 604 984 0221 Fax: 604 984 0218 www.alsglobal.com

To: **SILVER RANGE RESOURCES LTD.**
C/O ARCHER, CATHRO & ASSOCIATES (1981) LIMITED
1016-510 W HASTINGS ST
VANCOUVER BC V6B 1L8

Finalized Date: 19-AUG-2012
Account: RANSIL

Project: Keg-Group 1

CERTIFICATE OF ANALYSIS WH12182381

Sample Description	Method	ME-MS41	ME-MS41	ME-MS41	ME-MS41	ME-MS41	ME-MS41	ME-MS41	ME-MS41	ME-MS41	Ag-OG46	Pb-OG46	Sn-XRF05
	Analyte	Th	Ti	Tl	U	V	W	Y	Zn	Zr	Ag	Pb	Sn
	Units	ppm	%	ppm	ppm	ppm	ppm	ppm	ppm	ppm	ppm	%	ppm
	LOR	0.2	0.005	0.02	0.05	1	0.05	0.05	2	0.5	1	0.001	5
ZZ42620		2.5	0.007	0.15	1.88	46	0.15	5.48	273	3.7			
ZZ42621		3.4	0.022	0.17	0.93	150	0.14	11.85	107	3.1			
ZZ42622		2.0	0.013	0.18	0.73	76	0.15	9.32	190	2.1			
ZZ42623		0.7	0.015	0.06	0.37	31	0.07	4.04	66	1.9			
ZZ42624		0.8	0.013	0.07	0.56	50	0.09	3.52	175	1.6			
ZZ42625		<0.2	0.016	0.02	0.34	16	<0.05	1.64	85	1.1			
ZZ42626		0.5	0.009	0.03	0.40	33	<0.05	4.95	87	2.1			
ZZ42627		0.5	0.009	0.05	0.65	36	0.06	6.06	100	1.7			
ZZ42628		0.4	0.012	0.07	1.03	48	0.06	5.48	82	1.8			
ZZ42629		0.5	0.013	0.07	1.23	30	0.07	5.91	61	1.6			
ZZ42630		0.9	0.013	0.06	0.82	34	0.08	6.26	340	1.7			
ZZ42631		0.4	0.019	0.05	0.60	24	0.06	4.11	65	1.2			
ZZ42632		1.1	0.007	0.06	1.06	35	0.10	4.54	148	2.2			
ZZ42633		2.7	0.016	0.09	0.62	32	0.17	9.06	66	2.9			
ZZ42634		3.4	0.018	0.12	0.67	50	0.39	7.12	59	2.5			
ZZ42635		1.4	0.019	0.08	0.49	36	0.14	4.88	48	1.0			
ZZ42636		0.7	0.025	0.05	1.10	27	0.18	2.55	57	0.9			
ZZ42637		0.4	0.017	0.03	0.34	15	<0.05	2.79	30	0.9			
ZZ42638		1.3	0.019	0.11	1.40	38	0.08	7.92	85	2.3			
ZZ42639		1.0	0.018	0.11	1.99	38	0.09	8.32	62	1.1			
ZZ42640		3.1	0.026	0.19	0.69	49	0.17	12.55	132	2.0			
ZZ42641		0.3	0.018	0.03	1.63	13	<0.05	4.15	21	1.6			
ZZ42642		0.7	0.014	0.05	1.08	23	0.26	9.18	94	1.5			
ZZ42643		0.4	0.014	0.05	0.83	17	0.08	6.83	57	1.6			
ZZ42644		0.4	0.015	0.03	0.77	14	0.06	4.39	48	1.3			
ZZ42645		0.4	0.015	0.03	0.71	12	0.07	4.30	51	1.4			
ZZ42646		0.4	0.020	0.02	0.50	17	0.05	3.64	33	1.0			
ZZ42647		0.3	0.016	0.04	1.02	15	0.07	4.44	43	1.2			
ZZ42648		0.6	0.015	0.08	0.94	23	0.10	6.87	100	1.4			
ZZ42649		1.5	0.022	0.18	0.80	43	0.09	6.65	109	1.4			
ZZ42650		0.6	0.014	0.08	0.83	20	0.08	6.76	96	1.3			
ZZ42651		0.4	0.013	0.04	0.73	15	0.13	5.51	45	1.0			
ZZ42652		0.7	0.016	0.06	0.62	20	0.10	6.19	39	1.0			
ZZ42653		1.0	0.014	0.07	0.72	26	0.14	8.82	39	1.1			
ZZ42654		4.9	0.015	0.18	0.70	48	0.20	7.64	62	3.6			
ZZ42655		0.3	0.017	0.04	1.16	15	<0.05	2.60	19	0.9			
ZZ42656		2.5	0.019	0.14	0.43	76	0.20	7.12	108	2.5			
ZZ42657		0.9	0.016	0.15	0.80	62	0.10	9.22	80	1.8			
ZZ42658		0.5	0.015	0.12	1.44	41	0.08	5.28	82	1.7			
ZZ42659		2.1	0.021	0.14	1.44	50	0.28	12.25	117	1.8			

***** See Appendix Page for comments regarding this certificate *****

ALS Canada Ltd.
2103 Dollarton Hwy
North Vancouver BC V7H 0A7
Phone: 604 984 0221 Fax: 604 984 0218 www.alsglobal.com

To: **SILVER RANGE RESOURCES LTD.**
C/O ARCHER, CATHRO & ASSOCIATES (1981) LIMITED
1016-510 W HASTINGS ST
VANCOUVER BC V6B 1L8

Finalized Date: 19-AUG-2012
Account: RANSIL

Project: Keg-Group 1

CERTIFICATE OF ANALYSIS WH12182381

Sample Description	Method	WEI-21	Au-ICP21	Au-ICP21	ME-MS41	ME-MS41	ME-MS41	ME-MS41	ME-MS41	ME-MS41	ME-MS41	ME-MS41	ME-MS41	ME-MS41	ME-MS41	ME-MS41
	Analyte	Recvd Wt.	Au	Au Check	Ag	Al	As	Au	B	Ba	Be	Bi	Ca	Cd	Ce	Co
	Units	kg	ppm	ppm	ppm	%	ppm	ppm	ppm	ppm	ppm	ppm	%	ppm	ppm	ppm
	LOR	0.02	0.001	0.001	0.01	0.01	0.1	0.2	10	10	0.05	0.01	0.01	0.01	0.02	0.1
DD005491		0.24	0.002		0.24	1.87	9.7	<0.2	<10	180	0.85	0.14	1.05	0.28	20.1	5.0
DD005492		0.23	0.002		0.30	1.92	10.6	<0.2	<10	710	0.78	0.24	0.46	0.33	25.1	6.3
DD005493		0.31	0.004		0.72	1.74	16.4	<0.2	<10	880	0.83	1.35	2.56	0.21	20.1	5.3
DD005494		0.24	0.006		0.72	1.71	14.9	<0.2	<10	1720	0.83	0.22	2.74	0.38	17.15	5.0
DD005495		0.28	0.006		0.66	1.66	22.4	<0.2	<10	1170	0.81	0.37	2.09	0.76	18.40	5.5
DD005496		0.19	0.006		0.56	1.02	10.3	<0.2	<10	570	0.63	0.20	1.98	1.20	22.1	6.8
DD005497		0.23	0.003		0.41	1.14	9.7	<0.2	<10	350	0.54	0.17	1.60	0.71	14.70	4.5
DD005498		0.18	0.003		0.35	1.12	8.1	<0.2	<10	360	0.43	0.17	1.04	0.38	14.75	4.8
DD005499		0.23	0.005		0.36	0.99	8.2	<0.2	<10	360	0.37	0.16	1.02	0.28	14.20	4.8
DD005500		0.20	0.009		0.37	1.18	9.5	<0.2	<10	480	0.57	0.21	1.04	0.51	22.2	6.5
ZZ13778		0.43	0.004		0.46	0.86	8.2	<0.2	<10	410	0.37	0.23	0.38	0.52	32.1	6.0
ZZ13779		0.41	0.002		0.31	0.67	10.3	<0.2	<10	320	0.31	0.22	0.37	0.32	13.15	3.3
ZZ13780		0.36	0.005		0.50	1.02	19.7	<0.2	<10	670	0.62	0.36	0.70	1.04	25.7	8.2
ZZ13781		0.28	0.006		0.59	1.06	16.4	<0.2	<10	610	0.71	0.51	1.14	1.83	30.9	8.8
ZZ13782		0.32	0.005		0.46	0.88	18.0	<0.2	<10	690	0.60	0.24	0.39	1.20	27.7	8.7
ZZ13783		0.48	0.006		0.55	1.33	22.5	<0.2	<10	670	0.82	0.36	0.47	1.15	30.2	8.1
ZZ13784		0.32	0.007		0.91	1.13	34.3	<0.2	<10	740	0.79	0.70	1.43	2.27	31.4	10.7
ZZ13785		0.34	0.004		0.57	0.84	7.1	<0.2	<10	490	0.41	0.21	0.68	1.69	24.7	5.7
ZZ13786		0.20	0.005		0.35	0.84	12.8	<0.2	<10	330	0.29	0.25	0.34	0.34	18.85	6.3
ZZ13787		0.11	0.010		0.44	0.73	9.6	<0.2	<10	400	0.27	0.21	0.45	0.33	18.80	2.3
ZZ13788		0.17	0.005		0.30	0.77	8.0	<0.2	<10	240	0.24	0.20	0.30	0.16	17.90	2.3
ZZ13789		0.18	0.004		0.27	1.09	8.3	<0.2	<10	410	0.34	0.29	0.37	0.24	28.2	4.7
ZZ13790		0.25	0.003		0.30	0.99	11.1	<0.2	<10	450	0.40	0.22	0.46	0.21	22.0	6.5
ZZ13791		0.18	0.005		0.48	0.78	5.4	<0.2	<10	280	0.31	0.21	1.01	0.44	18.55	3.0
ZZ13792		0.23	0.007		0.66	0.87	5.6	<0.2	<10	350	0.37	0.22	0.72	0.34	29.3	4.2
ZZ13793		0.20	0.006		0.75	0.84	11.5	<0.2	<10	290	0.56	0.25	0.72	0.38	33.7	6.1
ZZ13794		0.27	0.003		0.32	0.50	3.5	<0.2	<10	180	0.24	0.10	0.46	0.26	17.55	3.8
ZZ13795		0.22	0.004		0.43	0.97	10.3	<0.2	<10	410	0.34	0.21	0.76	0.23	23.9	6.1
ZZ13796		0.36	0.005		0.62	0.91	10.9	<0.2	<10	540	0.60	0.24	0.79	1.39	28.9	7.5
ZZ13797		0.24	0.002		0.22	1.88	11.1	<0.2	<10	80	0.83	0.12	1.91	1.48	14.75	3.9
ZZ13798		0.25	0.001		0.30	2.22	15.3	<0.2	<10	130	0.98	0.22	5.10	0.34	10.15	4.3
ZZ13799		0.23	0.001		0.25	1.62	11.8	<0.2	<10	130	0.73	0.19	2.06	0.42	11.50	3.9
ZZ13800		0.32	0.001		0.22	1.83	12.8	<0.2	<10	120	0.89	0.17	5.86	0.24	12.05	3.7
ZZ13881		0.14	0.002		0.23	0.95	12.4	<0.2	<10	480	0.57	0.17	1.08	1.59	20.6	5.4
ZZ13882		0.24	0.002		0.22	1.03	10.9	<0.2	<10	530	0.58	0.19	0.39	0.75	27.0	4.9
ZZ13883		0.23	0.004		0.39	1.23	17.7	<0.2	<10	500	0.72	0.27	0.52	0.61	32.2	8.3
ZZ13884		0.21	0.006		0.52	1.27	22.4	<0.2	<10	580	0.58	0.42	0.42	0.48	24.5	8.5
ZZ13885		0.22	0.005		0.51	1.00	14.5	<0.2	<10	420	0.62	0.23	0.52	1.48	28.5	6.4
ZZ13886		0.21	0.004		0.50	1.21	24.3	<0.2	<10	600	0.86	0.29	0.60	2.16	28.8	6.7
ZZ13887		0.21	0.005		0.43	1.10	32.5	<0.2	<10	480	0.60	0.25	0.59	0.95	25.3	9.3

***** See Appendix Page for comments regarding this certificate *****

ALS Canada Ltd.
2103 Dollarton Hwy
North Vancouver BC V7H 0A7
Phone: 604 984 0221 Fax: 604 984 0218 www.alsglobal.com

To: **SILVER RANGE RESOURCES LTD.**
C/O ARCHER, CATHRO & ASSOCIATES (1981) LIMITED
1016-510 W HASTINGS ST
VANCOUVER BC V6B 1L8

Finalized Date: 19-AUG-2012
Account: RANSIL

Project: Keg-Group 1

CERTIFICATE OF ANALYSIS WH12182381

Sample Description	Method	ME-MS41	ME-MS41	ME-MS41	ME-MS41	ME-MS41	ME-MS41	ME-MS41	ME-MS41	ME-MS41	ME-MS41	ME-MS41	ME-MS41	ME-MS41	ME-MS41	ME-MS41
	Analyte	Cr	Cs	Cu	Fe	Ga	Ge	Hf	Hg	In	K	La	Li	Mg	Mn	Mo
	Units	ppm	ppm	ppm	%	ppm	ppm	ppm	ppm	ppm	%	ppm	ppm	%	ppm	ppm
	LOR	1	0.05	0.2	0.01	0.05	0.05	0.02	0.01	0.005	0.01	0.2	0.1	0.01	5	0.05
DD005491		44	2.34	10.0	1.64	5.93	0.06	0.07	0.04	0.025	0.05	8.0	21.2	0.78	147	1.02
DD005492		39	1.80	21.5	2.17	6.61	<0.05	0.04	0.04	0.022	0.05	11.9	17.0	0.76	221	1.55
DD005493		42	2.04	18.6	1.78	5.32	0.05	0.08	0.06	0.035	0.08	11.1	16.2	0.79	154	1.63
DD005494		38	2.22	23.9	1.75	5.47	<0.05	0.07	0.06	0.033	0.09	9.3	16.2	0.74	181	1.44
DD005495		39	2.68	28.7	1.87	5.44	0.07	0.09	0.06	0.031	0.11	10.2	16.8	0.82	241	1.67
DD005496		23	1.34	36.2	1.84	3.46	<0.05	0.06	0.11	0.023	0.09	12.9	11.1	0.39	285	1.60
DD005497		24	1.47	18.8	1.29	3.70	0.05	0.06	0.07	0.021	0.06	7.8	11.7	0.43	275	0.74
DD005498		22	1.40	13.5	1.34	3.95	<0.05	0.05	0.06	0.021	0.05	7.4	11.5	0.37	274	0.92
DD005499		20	1.13	14.0	1.44	3.44	<0.05	0.04	0.05	0.020	0.04	7.3	10.7	0.30	294	0.82
DD005500		24	1.36	20.6	1.83	4.04	<0.05	0.07	0.10	0.025	0.05	11.8	12.7	0.36	359	1.03
ZZ13778		19	1.54	17.6	1.52	3.12	0.05	0.02	0.10	0.018	0.09	17.4	13.1	0.35	175	1.72
ZZ13779		13	0.94	19.5	1.26	2.47	<0.05	0.02	0.08	0.012	0.05	6.5	6.9	0.18	144	1.50
ZZ13780		19	1.48	38.7	1.89	3.39	<0.05	0.03	0.12	0.023	0.10	12.8	12.8	0.32	428	2.96
ZZ13781		20	1.89	52.6	2.25	3.31	0.05	0.07	0.15	0.029	0.15	16.9	15.4	0.48	379	4.09
ZZ13782		19	1.50	33.8	2.09	2.95	0.05	0.06	0.11	0.023	0.09	15.4	10.4	0.30	255	3.82
ZZ13783		27	2.02	42.6	2.49	4.36	0.05	0.02	0.13	0.032	0.11	16.5	13.7	0.45	255	3.83
ZZ13784		22	2.29	68.5	2.44	3.80	0.06	0.07	0.17	0.032	0.17	16.9	15.3	0.48	550	4.62
ZZ13785		15	1.14	23.9	1.48	2.71	0.05	0.03	0.17	0.020	0.10	13.5	9.2	0.26	193	1.97
ZZ13786		15	1.02	16.8	1.99	3.20	<0.05	<0.02	0.12	0.017	0.05	10.2	9.8	0.19	273	7.41
ZZ13787		15	1.07	22.6	1.33	3.04	<0.05	<0.02	0.17	0.019	0.05	10.2	5.1	0.15	71	1.77
ZZ13788		13	0.97	14.5	1.11	3.38	<0.05	<0.02	0.12	0.015	0.05	9.5	8.9	0.19	51	1.34
ZZ13789		20	1.19	19.7	1.55	4.18	<0.05	0.02	0.10	0.019	0.08	14.7	15.0	0.32	136	1.96
ZZ13790		16	1.01	18.6	1.63	3.40	<0.05	0.03	0.09	0.016	0.05	12.1	12.5	0.24	679	3.12
ZZ13791		13	1.14	16.9	1.14	2.58	<0.05	0.04	0.12	0.022	0.06	9.5	8.9	0.24	148	1.06
ZZ13792		16	1.25	20.6	1.13	2.86	<0.05	0.04	0.12	0.027	0.05	15.1	10.3	0.27	296	0.91
ZZ13793		16	1.76	19.2	1.71	2.79	0.05	0.05	0.16	0.035	0.07	18.1	12.0	0.30	155	1.54
ZZ13794		9	0.94	9.2	0.89	1.76	<0.05	0.03	0.06	0.011	0.04	9.3	5.8	0.17	453	0.95
ZZ13795		16	0.92	12.1	1.56	3.18	<0.05	0.03	0.09	0.024	0.06	12.4	12.4	0.27	396	2.01
ZZ13796		17	1.28	36.4	1.87	2.82	<0.05	0.04	0.15	0.028	0.11	15.3	12.4	0.34	243	2.74
ZZ13797		36	2.64	11.5	1.74	4.96	0.06	0.04	0.05	0.049	0.08	7.3	15.5	0.74	231	0.75
ZZ13798		47	3.42	14.5	2.13	5.92	<0.05	0.07	0.04	0.040	0.09	5.3	22.3	0.99	122	0.97
ZZ13799		34	2.04	12.3	1.74	4.19	<0.05	0.05	0.05	0.038	0.06	5.1	14.3	0.60	168	0.76
ZZ13800		41	2.71	10.1	1.72	4.91	0.05	0.07	0.03	0.028	0.10	5.5	17.2	0.89	101	1.08
ZZ13881		19	1.38	21.8	1.57	2.77	0.05	0.05	0.09	0.018	0.10	10.5	11.1	0.32	267	2.26
ZZ13882		21	1.37	21.6	1.55	2.94	0.05	0.05	0.06	0.017	0.07	13.4	11.6	0.35	195	1.82
ZZ13883		24	1.52	23.0	2.12	3.66	0.05	0.04	0.09	0.025	0.08	17.2	14.6	0.38	251	2.75
ZZ13884		24	1.80	18.7	2.15	4.24	<0.05	0.03	0.07	0.026	0.09	11.9	17.7	0.34	503	3.25
ZZ13885		19	1.22	32.4	1.91	2.99	0.06	0.04	0.14	0.023	0.09	14.8	12.5	0.31	394	3.18
ZZ13886		21	1.29	35.0	2.78	3.51	0.05	0.05	0.16	0.026	0.07	14.3	11.8	0.27	479	5.17
ZZ13887		19	1.16	24.5	4.14	3.40	0.05	0.05	0.14	0.024	0.06	12.3	10.1	0.23	508	6.55

***** See Appendix Page for comments regarding this certificate *****

ALS Canada Ltd.
2103 Dollarton Hwy
North Vancouver BC V7H 0A7
Phone: 604 984 0221 Fax: 604 984 0218 www.alsglobal.com

To: **SILVER RANGE RESOURCES LTD.**
C/O ARCHER, CATHRO & ASSOCIATES (1981) LIMITED
1016-510 W HASTINGS ST
VANCOUVER BC V6B 1L8

Finalized Date: 19-AUG-2012
Account: RANSIL

Project: Keg-Group 1

CERTIFICATE OF ANALYSIS WH12182381

Sample Description	Method	ME-MS41	ME-MS41	ME-MS41	ME-MS41	ME-MS41	ME-MS41	ME-MS41	ME-MS41	ME-MS41	ME-MS41	ME-MS41	ME-MS41	ME-MS41	ME-MS41	ME-MS41
	Analyte	Na	Nb	Ni	P	Pb	Rb	Re	S	Sb	Sc	Se	Sn	Sr	Ta	Te
	Units	%	ppm	ppm	ppm	ppm	ppm	ppm	%	ppm	ppm	ppm	ppm	ppm	ppm	ppm
	LOR	0.01	0.05	0.2	10	0.2	0.1	0.001	0.01	0.05	0.1	0.2	0.2	0.2	0.01	0.01
DD005491		0.02	1.15	25.4	270	12.1	15.5	<0.001	0.03	0.63	3.5	0.5	0.5	74.0	<0.01	0.03
DD005492		0.02	1.35	24.7	230	17.3	13.8	<0.001	0.01	1.08	4.0	0.9	1.0	32.7	<0.01	0.03
DD005493		0.03	0.80	27.4	290	58.1	16.7	<0.001	0.05	1.75	3.9	1.4	1.2	99.5	<0.01	0.02
DD005494		0.05	0.75	27.8	490	18.7	16.8	<0.001	0.08	2.04	3.4	1.9	0.8	109.5	<0.01	0.03
DD005495		0.04	0.80	30.5	740	18.1	22.6	0.001	0.07	3.10	3.8	1.4	0.8	101.0	<0.01	0.04
DD005496		0.02	0.66	29.2	790	15.0	14.4	0.002	0.11	2.09	3.4	2.8	0.5	101.5	<0.01	0.04
DD005497		0.03	0.49	18.8	740	11.8	20.9	0.001	0.08	1.55	1.8	1.6	0.4	64.3	<0.01	0.02
DD005498		0.02	0.55	15.6	760	10.7	12.1	<0.001	0.07	1.00	1.7	1.3	0.4	51.1	<0.01	0.03
DD005499		0.02	0.54	14.6	760	11.0	8.8	<0.001	0.07	0.86	1.6	1.2	0.4	47.4	<0.01	0.04
DD005500		0.02	0.67	21.9	880	16.1	10.2	<0.001	0.08	1.27	2.6	1.5	0.5	47.3	<0.01	0.05
ZZ13778		0.01	0.67	21.7	980	12.6	10.5	<0.001	0.01	1.29	2.7	1.7	0.6	34.4	<0.01	0.05
ZZ13779		0.02	0.40	12.5	640	7.4	7.0	0.001	0.03	0.79	1.6	1.7	0.4	26.6	<0.01	0.01
ZZ13780		0.02	0.52	31.6	830	13.0	10.8	0.002	0.03	2.10	3.2	2.1	0.6	47.1	<0.01	0.05
ZZ13781		0.02	0.56	40.6	1040	15.5	12.9	0.003	0.04	2.67	3.8	3.1	0.7	67.5	<0.01	0.05
ZZ13782		0.01	0.48	36.3	940	14.8	10.7	<0.001	0.01	2.63	3.7	1.1	0.5	47.6	<0.01	0.03
ZZ13783		0.02	0.68	43.1	930	21.7	15.5	0.001	0.01	3.23	4.0	1.8	0.9	53.5	<0.01	0.05
ZZ13784		0.02	0.57	52.3	920	19.5	14.4	0.002	0.04	3.29	4.4	2.1	0.7	68.5	<0.01	0.05
ZZ13785		0.02	0.43	22.6	1060	12.7	8.9	0.004	0.04	1.17	3.3	2.6	0.4	46.0	<0.01	0.05
ZZ13786		0.02	0.50	13.2	730	12.0	8.9	0.004	0.04	1.40	1.5	2.9	0.5	34.8	<0.01	0.05
ZZ13787		0.02	0.44	10.4	640	11.8	8.5	0.006	0.05	1.48	1.6	4.2	0.5	37.0	<0.01	0.02
ZZ13788		0.02	0.47	10.6	590	9.0	9.4	0.003	0.04	0.76	1.4	1.8	0.4	27.8	<0.01	0.03
ZZ13789		0.01	0.67	16.4	700	11.1	11.9	0.001	0.02	1.00	2.5	1.3	0.6	32.3	<0.01	0.04
ZZ13790		0.02	0.55	16.1	770	10.0	8.7	0.002	0.03	0.91	2.2	2.2	0.5	30.9	<0.01	0.02
ZZ13791		0.02	0.47	13.0	750	13.0	9.0	0.004	0.08	1.00	1.7	2.2	0.4	55.1	<0.01	0.03
ZZ13792		0.02	0.56	17.0	780	15.0	8.9	0.006	0.04	0.97	2.4	2.2	0.5	41.8	<0.01	0.03
ZZ13793		0.01	0.51	21.5	750	22.0	9.6	0.001	0.05	1.49	2.6	2.1	0.5	46.6	<0.01	0.04
ZZ13794		0.02	0.29	9.9	550	6.6	6.0	<0.001	0.02	0.56	1.2	0.7	0.3	26.6	<0.01	0.02
ZZ13795		0.01	0.51	13.5	670	11.5	8.8	0.001	0.03	0.75	2.1	0.9	0.6	40.7	<0.01	0.03
ZZ13796		0.02	0.49	31.7	910	13.4	10.8	0.003	0.03	1.81	3.4	1.5	0.5	46.5	<0.01	0.04
ZZ13797		0.04	0.52	22.7	530	24.4	11.5	<0.001	0.09	2.55	2.2	0.4	0.5	104.5	<0.01	0.02
ZZ13798		0.03	0.81	27.8	400	14.1	18.1	<0.001	0.04	1.12	3.3	0.7	0.5	169.5	<0.01	0.03
ZZ13799		0.02	0.50	21.0	350	11.1	14.0	<0.001	0.04	0.92	2.3	0.5	0.4	73.5	<0.01	0.03
ZZ13800		0.02	0.79	21.0	300	12.4	14.3	<0.001	0.04	1.33	3.3	0.5	0.5	151.5	<0.01	0.03
ZZ13881		0.02	0.51	24.6	850	10.2	14.9	0.003	0.04	1.75	2.3	2.0	0.5	61.3	<0.01	0.03
ZZ13882		0.02	0.56	24.9	930	9.2	10.0	<0.001	0.01	2.26	2.5	0.8	0.6	43.9	<0.01	0.03
ZZ13883		0.02	0.68	30.1	870	12.9	12.1	<0.001	0.01	1.80	3.4	1.1	0.7	39.8	<0.01	0.04
ZZ13884		0.02	0.52	21.8	830	12.6	16.0	0.001	0.02	1.09	2.7	1.5	0.7	31.9	<0.01	0.03
ZZ13885		0.02	0.56	26.7	1000	9.2	10.9	0.002	0.03	1.26	3.2	2.3	0.5	36.4	<0.01	0.04
ZZ13886		0.01	0.54	24.8	1070	12.7	11.8	0.004	0.06	2.28	3.6	3.6	0.6	36.0	<0.01	0.06
ZZ13887		0.02	0.52	19.0	1000	11.5	10.5	0.002	0.05	1.83	3.1	3.0	0.5	35.8	<0.01	0.05

***** See Appendix Page for comments regarding this certificate *****

ALS Canada Ltd.
2103 Dollarton Hwy
North Vancouver BC V7H 0A7
Phone: 604 984 0221 Fax: 604 984 0218 www.alsglobal.com

To: **SILVER RANGE RESOURCES LTD.**
C/O ARCHER, CATHRO & ASSOCIATES (1981) LIMITED
1016-510 W HASTINGS ST
VANCOUVER BC V6B 1L8

Finalized Date: 19-AUG-2012
Account: RANSIL

Project: Keg-Group 1

CERTIFICATE OF ANALYSIS WH12182381

Sample Description	Method	ME-MS41	ME-MS41	ME-MS41	ME-MS41	ME-MS41	ME-MS41	ME-MS41	ME-MS41	ME-MS41	Ag-OG46	Pb-OG46	Sn-XRF05
	Analyte	Th	Ti	Tl	U	V	W	Y	Zn	Zr	Ag	Pb	Sn
	Units	ppm	%	ppm	ppm	ppm	ppm	ppm	ppm	ppm	ppm	%	ppm
	LOR	0.2	0.005	0.02	0.05	1	0.05	0.05	2	0.5	1	0.001	5
DD005491		2.3	0.026	0.19	0.75	140	0.12	8.67	56	2.4			
DD005492		3.0	0.044	0.25	0.84	83	0.26	7.94	87	1.5			
DD005493		2.8	0.033	0.36	0.82	99	0.17	13.25	74	2.4			
DD005494		2.1	0.028	0.33	0.86	91	0.15	10.95	72	2.2			
DD005495		2.5	0.030	0.38	1.01	91	0.19	12.15	99	2.8			
DD005496		1.9	0.021	0.24	2.22	50	0.21	13.55	86	2.1			
DD005497		0.8	0.020	0.20	1.12	60	0.08	8.72	124	1.8			
DD005498		1.0	0.021	0.15	1.21	57	0.14	5.91	111	1.8			
DD005499		1.0	0.020	0.15	0.93	53	0.15	5.17	88	1.5			
DD005500		2.1	0.016	0.21	1.39	55	0.11	9.95	97	2.1			
ZZ13778		3.6	0.025	0.25	1.00	41	0.20	8.79	122	1.0			
ZZ13779		0.9	0.022	0.13	0.95	35	0.08	4.71	63	0.6			
ZZ13780		2.3	0.016	0.23	1.06	47	0.19	10.80	144	1.0			
ZZ13781		4.3	0.017	0.30	1.52	52	0.17	13.15	194	3.0			
ZZ13782		4.1	0.023	0.24	0.95	51	0.14	12.65	155	2.9			
ZZ13783		3.1	0.028	0.24	1.04	70	0.16	13.30	208	0.9			
ZZ13784		4.3	0.016	0.39	1.21	58	0.15	15.90	211	2.7			
ZZ13785		2.6	0.013	0.23	1.44	40	0.09	11.75	136	1.3			
ZZ13786		0.7	0.015	0.17	1.08	54	0.22	5.66	71	<0.5			
ZZ13787		0.5	0.013	0.17	1.50	35	0.08	5.21	38	<0.5			
ZZ13788		0.6	0.016	0.15	0.89	30	0.10	4.33	49	<0.5			
ZZ13789		2.3	0.017	0.21	0.90	51	0.14	6.31	101	0.7			
ZZ13790		1.8	0.017	0.16	1.22	40	0.18	6.80	73	0.8			
ZZ13791		1.1	0.014	0.18	1.20	29	0.06	5.93	83	1.5			
ZZ13792		2.3	0.017	0.19	1.28	33	0.25	8.84	66	1.4			
ZZ13793		2.9	0.013	0.22	1.36	38	0.11	10.30	91	1.8			
ZZ13794		1.4	0.015	0.11	0.59	23	0.15	3.93	52	1.0			
ZZ13795		2.2	0.013	0.17	0.74	43	0.13	4.71	91	0.9			
ZZ13796		3.2	0.015	0.27	1.14	46	0.17	11.85	161	1.5			
ZZ13797		1.0	0.029	0.24	0.96	115	0.10	9.69	267	1.8			
ZZ13798		2.7	0.028	0.31	0.90	141	0.14	7.59	147	2.8			
ZZ13799		1.5	0.020	0.20	0.71	103	0.13	6.51	158	1.7			
ZZ13800		3.5	0.025	0.30	0.64	134	0.10	7.40	98	3.2			
ZZ13881		2.5	0.021	0.23	1.32	60	0.09	7.90	144	1.9			
ZZ13882		4.0	0.032	0.20	0.78	58	0.12	8.66	117	2.6			
ZZ13883		4.1	0.027	0.21	1.00	63	0.20	11.10	156	1.7			
ZZ13884		2.8	0.018	0.26	1.07	61	0.14	5.88	152	0.8			
ZZ13885		3.4	0.019	0.24	1.44	48	0.12	11.45	139	1.5			
ZZ13886		2.8	0.010	0.25	3.24	59	0.15	11.80	143	1.6			
ZZ13887		2.4	0.011	0.21	1.89	60	0.11	8.90	110	1.5			

***** See Appendix Page for comments regarding this certificate *****

ALS Canada Ltd.
2103 Dollarton Hwy
North Vancouver BC V7H 0A7
Phone: 604 984 0221 Fax: 604 984 0218 www.alsglobal.com

To: **SILVER RANGE RESOURCES LTD.**
C/O ARCHER, CATHRO & ASSOCIATES (1981) LIMITED
1016-510 W HASTINGS ST
VANCOUVER BC V6B 1L8

Finalized Date: 19-AUG-2012
Account: RANSIL

Project: Keg-Group 1

CERTIFICATE OF ANALYSIS WH12182381

Sample Description	Method / Analyte / Units / LOR	WEI-21 Recvd Wt. kg 0.02	Au-ICP21 Au ppm 0.001	Au-ICP21 Au Check ppm 0.001	ME-MS41 Ag ppm 0.01	ME-MS41 Al % 0.01	ME-MS41 As ppm 0.1	ME-MS41 Au ppm 0.2	ME-MS41 B ppm 10	ME-MS41 Ba ppm 10	ME-MS41 Be ppm 0.05	ME-MS41 Bi ppm 0.01	ME-MS41 Ca % 0.01	ME-MS41 Cd ppm 0.01	ME-MS41 Ce ppm 0.02	ME-MS41 Co ppm 0.1
ZZ13888		0.22	0.013		0.37	0.97	13.2	<0.2	<10	390	0.43	0.25	0.51	0.59	22.6	3.6
ZZ13889		0.20	0.004		0.34	0.77	4.7	<0.2	<10	340	0.40	0.18	0.57	0.83	17.90	3.4
ZZ13890		0.15	0.003		0.41	0.74	4.5	<0.2	<10	280	0.29	0.13	0.47	0.32	19.75	2.6
ZZ13891		0.22	0.003		0.39	0.94	6.3	<0.2	<10	360	0.46	0.21	0.39	0.70	26.4	4.2
ZZ13892		0.28	0.003		0.41	0.93	7.6	<0.2	<10	300	0.46	0.19	0.53	0.62	21.4	4.6
ZZ13893		0.26	0.005		0.35	0.89	4.8	<0.2	<10	280	0.45	0.16	0.43	0.44	20.6	4.1
ZZ13894		0.14	0.004		0.54	1.34	10.4	<0.2	<10	420	0.58	0.24	0.74	0.83	27.8	7.0
ZZ13895		0.40	0.005		0.55	0.81	11.4	<0.2	<10	500	0.54	0.20	0.70	1.66	23.7	6.8
ZZ13896		0.30	0.006		0.60	0.90	16.4	<0.2	<10	710	0.64	0.29	0.97	1.88	28.9	7.9
ZZ13897		0.30	0.006		0.71	0.91	19.1	<0.2	<10	610	0.73	0.26	1.25	1.86	28.5	8.5
ZZ13898		0.42	0.005		0.54	0.79	12.9	<0.2	<10	450	0.52	0.24	0.50	1.28	29.4	6.8
ZZ13899		0.32	0.005		0.53	1.06	14.8	<0.2	<10	610	0.64	0.31	0.54	1.17	32.6	7.9
ZZ13900		0.28	0.006		0.50	0.73	7.1	<0.2	<10	330	0.56	0.20	1.34	1.56	24.1	6.5
DD005367		0.20	0.003		0.22	0.84	4.8	<0.2	<10	110	0.39	0.09	2.05	0.44	8.51	3.5
DD005368		0.21	0.001		0.27	1.07	8.4	<0.2	<10	80	0.53	0.13	2.19	0.51	7.50	5.7
DD005369		0.17	0.004		0.11	0.64	3.5	<0.2	<10	70	0.29	0.06	1.71	0.36	6.17	2.7
DD005370		0.19	0.002		0.18	1.53	11.4	<0.2	<10	110	0.85	0.15	2.01	0.29	14.25	4.5
DD005371		0.25	0.003		0.48	1.03	26.0	<0.2	<10	530	0.58	0.34	1.60	0.95	17.10	5.2
DD005374		0.18	0.004		0.44	0.98	28.9	<0.2	<10	760	0.62	0.37	1.64	1.02	21.9	8.0
DD005375		0.24	0.005		0.30	0.87	9.8	<0.2	<10	310	0.38	0.27	1.33	0.62	18.00	3.7
DD005376		0.24	0.002		0.39	1.43	15.8	<0.2	<10	410	0.71	0.24	0.98	1.35	21.2	6.9
DD005377		0.25	0.004		0.40	1.26	24.3	<0.2	<10	690	0.66	0.45	1.09	0.61	24.3	6.2
DD005378		0.29	0.005		0.46	1.28	13.5	<0.2	<10	530	0.63	0.23	0.61	0.85	25.5	8.5
DD005379		0.23	0.004		0.31	0.96	11.8	<0.2	<10	460	0.40	0.27	0.62	0.58	22.1	6.7
DD005380		0.19	0.003		0.29	0.95	12.3	<0.2	<10	350	0.32	0.23	0.60	0.26	21.6	5.0
DD005381		0.32	0.003		0.30	1.53	15.8	<0.2	<10	320	0.90	0.20	0.61	0.46	24.4	7.2
DD005382		0.24	0.004		0.22	1.71	25.2	<0.2	<10	440	0.70	0.41	0.50	0.35	25.9	7.0
DD005383		0.24	0.004		0.26	1.63	11.3	<0.2	<10	270	0.87	0.17	1.52	0.43	13.35	6.2
DD005384		0.25	0.003		0.26	1.49	10.9	<0.2	<10	190	0.65	0.16	1.18	0.50	20.8	6.3
DD005385		0.28	0.003		0.40	2.26	46.0	<0.2	<10	160	1.46	0.28	1.29	0.45	27.8	8.0
DD005386		0.22	0.005		0.27	1.78	11.6	<0.2	<10	270	0.83	0.26	0.41	0.15	24.8	7.9
DD005387		0.25	0.006		0.33	1.22	7.8	<0.2	<10	250	0.60	0.19	0.51	0.29	21.6	5.4
DD005388		0.15	0.003		0.20	1.08	5.8	<0.2	<10	160	0.47	0.17	0.49	0.19	15.20	2.7
DD005389		0.28	0.002		0.27	1.52	8.4	<0.2	<10	210	0.81	0.19	0.97	0.40	21.7	6.3
DD005390		0.15	0.001		0.23	1.15	6.6	<0.2	<10	190	0.43	0.15	1.01	0.27	15.95	5.2
DD005391		0.16	0.001		0.15	0.68	5.3	<0.2	<10	180	0.32	0.10	0.39	0.43	12.50	4.4
DD005392		0.15	0.006		0.31	0.75	10.2	<0.2	<10	340	0.41	0.18	2.24	0.97	16.95	7.4
DD005393		0.18	0.003		0.29	0.99	20.7	<0.2	<10	370	0.37	0.22	0.61	0.17	20.2	6.5
DD005394		0.19	0.004		0.35	0.86	4.6	<0.2	<10	390	0.38	0.31	0.69	0.97	22.9	2.6
DD005395		0.30	0.004		0.36	0.86	16.0	<0.2	<10	290	0.28	0.25	0.45	0.38	20.0	3.7

***** See Appendix Page for comments regarding this certificate *****

ALS Canada Ltd.
2103 Dollarton Hwy
North Vancouver BC V7H 0A7
Phone: 604 984 0221 Fax: 604 984 0218 www.alsglobal.com

To: **SILVER RANGE RESOURCES LTD.**
C/O ARCHER, CATHRO & ASSOCIATES (1981) LIMITED
1016-510 W HASTINGS ST
VANCOUVER BC V6B 1L8

Finalized Date: 19-AUG-2012
Account: RANSIL

Project: Keg-Group 1

CERTIFICATE OF ANALYSIS WH12182381

Sample Description	Method	ME-MS41	ME-MS41	ME-MS41	ME-MS41	ME-MS41	ME-MS41	ME-MS41	ME-MS41	ME-MS41	ME-MS41	ME-MS41	ME-MS41	ME-MS41	ME-MS41	ME-MS41
	Analyte	Cr	Cs	Cu	Fe	Ga	Ge	Hf	Hg	In	K	La	Li	Mg	Mn	Mo
	Units	ppm	ppm	ppm	%	ppm	ppm	ppm	ppm	ppm	%	ppm	ppm	%	ppm	ppm
	LOR	1	0.05	0.2	0.01	0.05	0.05	0.02	0.01	0.005	0.01	0.2	0.1	0.01	5	0.05
ZZ13888		18	1.10	19.0	1.64	3.25	<0.05	0.03	0.13	0.022	0.06	11.9	9.5	0.24	120	1.69
ZZ13889		14	0.82	18.4	1.34	2.38	<0.05	0.03	0.12	0.017	0.04	8.7	5.5	0.16	116	1.19
ZZ13890		15	1.23	12.0	0.99	2.89	<0.05	<0.02	0.13	0.014	0.06	10.0	5.8	0.16	103	0.92
ZZ13891		18	1.14	19.2	1.43	3.35	<0.05	0.02	0.13	0.020	0.08	14.6	11.0	0.27	90	1.58
ZZ13892		16	0.96	17.9	1.46	2.92	<0.05	0.03	0.12	0.020	0.08	11.1	8.5	0.22	153	1.27
ZZ13893		14	1.35	15.8	1.34	2.84	0.05	0.02	0.09	0.016	0.06	10.4	9.0	0.22	106	0.98
ZZ13894		22	1.40	23.8	1.88	3.77	0.05	0.04	0.16	0.025	0.08	13.7	13.5	0.34	402	1.36
ZZ13895		16	1.30	56.0	1.86	2.57	0.05	0.05	0.16	0.023	0.12	12.1	8.6	0.26	299	3.11
ZZ13896		17	1.69	42.6	2.07	2.83	0.06	0.08	0.14	0.025	0.13	14.5	11.1	0.47	281	4.14
ZZ13897		18	1.56	51.1	2.23	2.91	0.06	0.05	0.17	0.026	0.14	14.8	11.6	0.44	279	4.53
ZZ13898		18	1.40	33.2	1.77	2.65	0.05	0.05	0.12	0.022	0.10	15.5	10.8	0.31	234	2.99
ZZ13899		20	1.31	40.4	1.91	3.31	0.06	0.04	0.16	0.031	0.09	17.0	13.6	0.34	341	1.83
ZZ13900		14	1.07	33.7	1.42	2.21	0.05	0.05	0.12	0.023	0.06	13.6	8.1	0.24	453	1.11
DD005367		12	0.96	22.9	1.02	2.51	<0.05	0.04	0.06	0.017	0.04	4.3	5.4	0.17	189	0.42
DD005368		17	1.53	22.1	1.87	3.09	<0.05	0.04	0.06	0.033	0.04	3.8	7.0	0.22	213	0.57
DD005369		8	0.57	22.3	0.90	1.85	<0.05	0.03	0.04	0.010	0.03	3.0	3.2	0.10	167	0.24
DD005370		25	1.71	12.4	1.79	4.21	<0.05	0.06	0.04	0.031	0.05	6.2	11.3	0.31	165	0.74
DD005371		17	1.42	32.5	1.77	3.10	<0.05	0.05	0.11	0.023	0.10	9.7	9.4	0.25	199	1.62
DD005374		18	1.32	30.3	1.87	3.10	0.05	0.06	0.09	0.023	0.07	10.9	11.1	0.29	1060	3.02
DD005375		16	0.98	23.3	1.16	2.87	<0.05	0.04	0.09	0.020	0.06	8.1	10.7	0.25	64	1.25
DD005376		26	1.50	23.1	1.81	3.61	0.11	0.07	0.08	0.024	0.08	11.6	15.2	0.47	191	2.02
DD005377		24	1.35	32.2	1.73	3.56	0.11	0.06	0.10	0.028	0.06	11.6	13.6	0.36	189	1.01
DD005378		24	1.45	31.4	1.98	3.46	0.12	0.07	0.12	0.026	0.07	13.0	13.0	0.38	290	2.22
DD005379		17	0.87	20.6	1.55	3.13	0.10	0.04	0.10	0.022	0.06	11.3	11.4	0.25	210	1.52
DD005380		16	0.88	15.4	1.63	3.17	0.09	0.02	0.10	0.017	0.05	11.1	11.6	0.24	133	1.39
DD005381		27	2.03	24.6	2.39	4.45	0.12	0.06	0.09	0.035	0.08	10.9	18.5	0.33	180	2.33
DD005382		29	2.27	18.3	2.26	5.77	0.12	0.05	0.06	0.035	0.08	13.3	18.9	0.36	129	2.32
DD005383		25	1.31	19.5	2.00	4.50	0.11	0.08	0.06	0.031	0.08	6.8	18.2	0.38	219	1.31
DD005384		20	0.99	17.5	1.86	3.74	0.11	0.07	0.06	0.025	0.06	10.8	12.3	0.29	130	0.73
DD005385		30	2.44	21.8	2.45	6.72	0.15	0.12	0.05	0.032	0.07	13.5	22.1	0.43	227	1.60
DD005386		29	3.13	19.7	2.11	5.20	0.12	0.03	0.06	0.028	0.08	14.1	23.9	0.42	175	1.65
DD005387		21	1.95	17.7	1.44	3.75	0.11	0.03	0.08	0.021	0.07	11.6	15.9	0.31	150	1.20
DD005388		17	2.44	12.7	1.24	2.90	0.09	0.02	0.08	0.014	0.06	8.2	11.0	0.23	69	0.72
DD005389		19	1.69	18.8	1.71	3.91	0.11	0.06	0.07	0.022	0.06	11.4	13.9	0.26	268	1.28
DD005390		17	1.23	14.3	1.40	3.46	0.10	0.04	0.07	0.018	0.05	8.2	12.1	0.25	273	1.07
DD005391		11	0.66	12.9	1.04	2.58	0.08	0.03	0.07	0.010	0.03	6.3	5.7	0.13	153	0.95
DD005392		15	0.70	21.6	1.49	2.44	0.09	0.05	0.10	0.020	0.05	8.1	8.7	0.21	541	1.48
DD005393		16	0.85	16.3	2.26	3.12	0.09	0.03	0.11	0.020	0.06	9.8	8.7	0.22	321	5.14
DD005394		19	0.79	20.3	1.04	3.06	0.10	0.04	0.13	0.027	0.06	11.3	6.8	0.21	52	0.54
DD005395		16	0.93	13.4	1.52	3.32	0.10	0.02	0.13	0.017	0.07	10.3	9.1	0.23	100	1.87

***** See Appendix Page for comments regarding this certificate *****

ALS Canada Ltd.
2103 Dollarton Hwy
North Vancouver BC V7H 0A7
Phone: 604 984 0221 Fax: 604 984 0218 www.alsglobal.com

To: **SILVER RANGE RESOURCES LTD.**
C/O ARCHER, CATHRO & ASSOCIATES (1981) LIMITED
1016-510 W HASTINGS ST
VANCOUVER BC V6B 1L8

Finalized Date: 19-AUG-2012
Account: RANSIL

Project: Keg-Group 1

CERTIFICATE OF ANALYSIS WH12182381

Sample Description	Method	ME-MS41	ME-MS41	ME-MS41	ME-MS41	ME-MS41	ME-MS41	ME-MS41	ME-MS41	ME-MS41	ME-MS41	ME-MS41	ME-MS41	ME-MS41	ME-MS41	ME-MS41
	Analyte	Na	Nb	Ni	P	Pb	Rb	Re	S	Sb	Sc	Se	Sn	Sr	Ta	Te
	Units	%	ppm	ppm	ppm	ppm	ppm	ppm	%	ppm	ppm	ppm	ppm	ppm	ppm	ppm
	LOR	0.01	0.05	0.2	10	0.2	0.1	0.001	0.01	0.05	0.1	0.2	0.2	0.2	0.01	0.01
ZZ13888		0.01	0.53	14.5	890	11.4	10.2	0.001	0.05	1.26	2.4	1.3	0.5	33.1	<0.01	0.04
ZZ13889		0.02	0.43	14.0	750	7.7	8.3	0.001	0.07	1.09	2.0	1.9	0.3	32.0	<0.01	0.02
ZZ13890		0.02	0.37	8.9	640	6.2	9.6	0.001	0.04	0.64	1.7	1.1	0.4	31.4	<0.01	0.02
ZZ13891		0.01	0.52	15.6	890	10.5	10.6	0.001	0.03	1.09	2.5	1.4	0.5	29.3	<0.01	0.03
ZZ13892		0.02	0.37	16.9	780	10.0	10.3	0.002	0.04	0.98	2.3	1.7	0.4	34.6	<0.01	0.03
ZZ13893		0.02	0.48	19.0	820	7.2	9.4	0.001	0.03	0.67	2.0	1.5	0.3	34.7	<0.01	0.03
ZZ13894		0.02	0.64	22.5	960	12.3	13.2	<0.001	0.06	1.14	3.1	1.8	0.6	40.3	<0.01	0.03
ZZ13895		0.03	0.34	34.9	860	10.4	9.7	0.004	0.03	1.99	3.3	2.2	0.5	43.8	<0.01	0.06
ZZ13896		0.02	0.44	37.3	1040	12.7	10.3	0.004	0.06	2.50	3.3	2.8	0.5	58.3	<0.01	0.06
ZZ13897		0.02	0.40	42.9	1080	13.7	10.9	0.003	0.06	2.73	3.9	2.0	0.5	64.0	<0.01	0.04
ZZ13898		0.01	0.51	30.9	1100	10.4	9.3	0.003	0.01	1.97	3.3	1.9	0.5	37.7	<0.01	0.06
ZZ13899		0.01	0.60	30.3	990	14.8	11.0	0.001	0.02	1.48	3.6	2.0	0.7	41.2	<0.01	0.05
ZZ13900		0.02	0.43	26.7	660	13.8	8.7	0.003	0.07	1.37	2.1	2.7	0.4	63.6	<0.01	0.05
DD005367		0.03	0.32	15.4	610	6.5	6.6	<0.001	0.09	0.59	0.8	0.6	0.2	84.5	<0.01	0.02
DD005368		0.03	0.35	28.3	640	11.8	8.0	<0.001	0.09	0.85	1.2	1.0	0.2	100.5	<0.01	0.03
DD005369		0.04	0.25	8.9	540	3.8	5.0	<0.001	0.07	0.40	0.6	0.4	0.2	54.8	<0.01	0.01
DD005370		0.03	0.68	21.7	340	10.4	9.1	<0.001	0.05	0.79	1.9	0.5	0.3	94.9	<0.01	0.03
DD005371		0.03	0.49	23.8	720	9.9	10.9	0.002	0.06	1.77	2.4	1.8	0.6	65.9	<0.01	0.03
DD005374		0.03	0.67	32.4	730	12.5	9.9	0.003	0.08	1.86	2.4	1.7	0.6	75.1	<0.01	0.04
DD005375		0.02	0.55	18.1	480	10.1	8.9	0.002	0.09	1.59	1.8	2.9	0.5	55.7	<0.01	0.04
DD005376		0.03	0.93	26.9	900	16.3	12.2	0.002	0.05	2.28	3.6	2.1	0.5	70.9	0.01	0.04
DD005377		0.01	0.85	23.4	810	18.4	10.1	0.003	0.06	1.92	3.5	2.6	0.7	62.5	0.01	0.04
DD005378		0.01	0.73	24.5	1120	13.8	11.3	0.001	0.04	1.77	3.4	2.4	0.5	43.2	0.01	0.03
DD005379		0.02	0.72	17.4	670	13.3	9.6	0.001	0.04	1.00	2.7	1.7	0.5	37.2	<0.01	0.04
DD005380		0.02	0.72	13.2	670	13.7	8.0	0.002	0.04	0.76	2.2	1.8	0.5	31.6	<0.01	0.02
DD005381		0.02	0.97	33.6	700	10.3	11.2	<0.001	0.01	2.09	3.5	0.8	0.4	138.0	<0.01	0.05
DD005382		0.01	1.40	24.9	550	15.3	14.4	<0.001	0.01	1.47	3.4	0.9	0.8	59.5	0.01	0.05
DD005383		0.02	1.08	25.0	540	8.4	9.7	<0.001	0.04	1.66	2.9	0.8	0.4	205	0.01	0.04
DD005384		0.02	1.25	22.4	450	10.6	7.4	<0.001	0.03	1.36	3.0	0.8	0.5	85.7	0.01	0.03
DD005385		0.03	2.27	35.1	730	11.3	10.2	0.001	0.02	2.51	6.2	1.0	1.1	133.5	0.01	0.05
DD005386		0.01	1.03	29.4	650	16.6	18.6	<0.001	0.03	2.12	2.7	1.0	0.6	45.4	<0.01	0.04
DD005387		0.02	0.79	21.3	650	13.6	14.8	<0.001	0.03	2.53	2.5	1.0	0.5	40.9	<0.01	0.03
DD005388		0.02	0.67	15.0	590	8.8	13.4	<0.001	0.05	0.58	1.5	1.0	0.4	30.8	<0.01	0.03
DD005389		0.02	0.85	24.0	670	8.9	10.6	<0.001	0.04	1.29	2.5	1.1	0.6	59.7	0.01	0.04
DD005390		0.02	0.72	17.0	640	8.2	11.4	<0.001	0.06	0.85	2.1	0.9	0.4	57.0	<0.01	0.03
DD005391		0.02	0.42	8.7	400	5.6	5.6	<0.001	0.04	1.14	1.7	0.7	0.3	22.9	<0.01	0.03
DD005392		0.02	0.64	16.6	640	9.9	7.2	<0.001	0.09	1.23	2.5	1.5	0.8	80.8	<0.01	0.03
DD005393		0.02	0.68	11.5	740	15.9	10.7	0.001	0.05	1.05	2.5	1.6	0.6	37.7	<0.01	0.03
DD005394		0.01	0.70	13.4	780	18.2	8.7	0.002	0.06	0.85	3.0	2.7	0.9	42.5	<0.01	0.03
DD005395		0.02	0.63	10.4	760	11.6	9.5	0.002	0.03	0.78	1.9	1.7	0.6	33.0	<0.01	0.04

***** See Appendix Page for comments regarding this certificate *****

ALS Canada Ltd.
2103 Dollarton Hwy
North Vancouver BC V7H 0A7
Phone: 604 984 0221 Fax: 604 984 0218 www.alsglobal.com

To: **SILVER RANGE RESOURCES LTD.**
C/O ARCHER, CATHRO & ASSOCIATES (1981) LIMITED
1016-510 W HASTINGS ST
VANCOUVER BC V6B 1L8

Finalized Date: 19-AUG-2012
Account: RANSIL

Project: Keg-Group 1

CERTIFICATE OF ANALYSIS WH12182381

Sample Description	Method	ME-MS41	ME-MS41	ME-MS41	ME-MS41	ME-MS41	ME-MS41	ME-MS41	ME-MS41	ME-MS41	Ag-OG46	Pb-OG46	Sn-XRF05
	Analyte	Th	Ti	Tl	U	V	W	Y	Zn	Zr	Ag	Pb	Sn
	Units	ppm	%	ppm	ppm	ppm	ppm	ppm	ppm	ppm	ppm	%	ppm
	LOR	0.2	0.005	0.02	0.05	1	0.05	0.05	2	0.5	1	0.001	5
ZZ13888		1.9	0.015	0.21	1.15	55	0.16	6.69	80	0.8			
ZZ13889		1.3	0.018	0.15	1.48	39	0.12	6.71	65	1.1			
ZZ13890		1.6	0.012	0.22	0.87	35	0.06	4.34	52	0.6			
ZZ13891		3.1	0.014	0.23	1.18	54	0.21	7.43	113	0.9			
ZZ13892		2.3	0.012	0.19	1.14	54	0.08	6.70	98	1.0			
ZZ13893		1.9	0.024	0.15	1.09	44	0.09	6.95	94	0.9			
ZZ13894		2.5	0.017	0.25	1.62	61	0.15	11.90	132	1.5			
ZZ13895		3.0	0.011	0.28	1.15	47	0.10	10.85	158	2.0			
ZZ13896		3.2	0.016	0.29	1.15	47	0.12	11.95	181	1.2			
ZZ13897		3.4	0.013	0.30	1.26	54	0.13	12.80	203	2.3			
ZZ13898		4.2	0.021	0.24	1.08	45	0.55	11.50	154	2.4			
ZZ13899		3.5	0.021	0.26	1.51	45	0.15	13.35	136	1.5			
ZZ13900		1.7	0.012	0.19	2.85	33	0.15	11.60	105	1.9			
DD005367		0.4	0.017	0.09	2.05	32	0.07	5.25	69	1.4			
DD005368		0.7	0.016	0.13	1.06	44	0.09	6.11	151	1.3			
DD005369		0.3	0.025	0.06	0.79	29	<0.05	3.25	54	1.0			
DD005370		1.7	0.022	0.14	0.69	73	0.16	7.25	90	1.7			
DD005371		1.2	0.020	0.20	1.85	47	0.10	10.90	135	1.9			
DD005374		1.9	0.024	0.18	1.10	42	0.22	8.43	111	1.9			
DD005375		1.4	0.021	0.13	1.76	42	0.09	5.58	94	1.5			
DD005376		3.1	0.028	0.19	2.01	80	0.82	9.71	175	2.2			
DD005377		3.0	0.018	0.18	2.36	61	0.14	10.10	121	2.0			
DD005378		2.6	0.021	0.23	2.68	62	0.13	11.30	154	1.7			
DD005379		2.3	0.013	0.18	2.05	41	0.10	7.35	93	0.9			
DD005380		2.1	0.019	0.15	1.82	43	0.22	5.44	74	0.6			
DD005381		4.7	0.024	0.20	0.98	93	0.12	7.08	222	2.7			
DD005382		4.2	0.030	0.22	1.54	91	0.29	7.93	185	1.9			
DD005383		3.0	0.023	0.15	1.14	89	0.11	7.45	114	3.2			
DD005384		3.0	0.023	0.09	0.77	54	0.18	8.81	160	2.6			
DD005385		5.8	0.021	0.15	2.25	109	0.18	13.00	159	4.6			
DD005386		2.4	0.032	0.31	2.16	84	0.60	8.97	135	0.7			
DD005387		2.0	0.025	0.20	1.49	62	0.22	7.20	105	0.9			
DD005388		1.2	0.023	0.17	1.66	42	0.18	4.15	76	0.7			
DD005389		2.2	0.021	0.12	1.97	56	0.18	8.22	137	1.8			
DD005390		1.5	0.019	0.11	1.26	47	0.09	5.18	109	1.3			
DD005391		1.0	0.017	0.13	0.86	37	0.11	3.88	49	0.7			
DD005392		1.0	0.014	0.12	1.18	39	0.22	7.04	79	1.4			
DD005393		1.6	0.015	0.17	1.43	50	0.29	5.67	67	0.8			
DD005394		1.6	0.017	0.16	2.32	28	0.10	6.98	69	0.9			
DD005395		1.0	0.018	0.19	1.18	48	0.15	4.98	67	<0.5			

***** See Appendix Page for comments regarding this certificate *****

ALS Canada Ltd.
2103 Dollarton Hwy
North Vancouver BC V7H 0A7
Phone: 604 984 0221 Fax: 604 984 0218 www.alsglobal.com

To: **SILVER RANGE RESOURCES LTD.**
C/O ARCHER, CATHRO & ASSOCIATES (1981) LIMITED
1016- 510 W HASTINGS ST
VANCOUVER BC V6B 1L8

Finalized Date: 19- AUG- 2012
Account: RANSIL

Project: Keg- Group 1

CERTIFICATE OF ANALYSIS WH12182381

Sample Description	Method	WEI-21	Au-ICP21	Au-ICP21	ME-MS41	ME-MS41	ME-MS41	ME-MS41	ME-MS41	ME-MS41	ME-MS41	ME-MS41	ME-MS41	ME-MS41	ME-MS41	ME-MS41
	Analyte	Recvd Wt.	Au	Au Check	Ag	Al	As	Au	B	Ba	Be	Bi	Ca	Cd	Ce	Co
	Units	kg	ppm	ppm	ppm	%	ppm	ppm	ppm	ppm	ppm	ppm	%	ppm	ppm	ppm
	LOR	0.02	0.001	0.001	0.01	0.01	0.1	0.2	10	10	0.05	0.01	0.01	0.01	0.02	0.1
DD005396		0.21	0.004		0.31	0.72	10.4	<0.2	<10	370	0.26	0.26	0.39	0.40	15.80	2.8
DD005397		0.25	0.003		0.28	1.04	12.6	<0.2	<10	350	0.56	0.19	0.56	0.60	24.1	7.5
DD005398		0.31	0.003		0.29	1.32	16.6	<0.2	<10	480	0.57	0.21	0.41	0.68	26.6	7.3
CC86880		0.34	1.875	1.425	>100	0.53	>10000	1.4	<10	70	0.20	929	0.02	5.19	12.65	2.0
CC86881		0.28	0.019		>100	1.83	>10000	<0.2	160	180	1.05	102.5	0.85	237	16.20	15.2

***** See Appendix Page for comments regarding this certificate *****

ALS Canada Ltd.
2103 Dollarton Hwy
North Vancouver BC V7H 0A7
Phone: 604 984 0221 Fax: 604 984 0218 www.alsglobal.com

To: **SILVER RANGE RESOURCES LTD.**
C/O ARCHER, CATHRO & ASSOCIATES (1981) LIMITED
1016- 510 W HASTINGS ST
VANCOUVER BC V6B 1L8

Finalized Date: 19- AUG- 2012
Account: RANSIL

Project: Keg- Group 1

CERTIFICATE OF ANALYSIS WH12182381

Sample Description	Method	ME-MS41	ME-MS41	ME-MS41	ME-MS41	ME-MS41	ME-MS41	ME-MS41	ME-MS41	ME-MS41	ME-MS41	ME-MS41	ME-MS41	ME-MS41	ME-MS41	ME-MS41
	Analyte	Cr	Cs	Cu	Fe	Ga	Ge	Hf	Hg	In	K	La	Li	Mg	Mn	Mo
	Units	ppm	ppm	ppm	%	ppm	ppm	ppm	ppm	ppm	%	ppm	ppm	%	ppm	ppm
	LOR	1	0.05	0.2	0.01	0.05	0.05	0.02	0.01	0.005	0.01	0.2	0.1	0.01	5	0.05
DD005396		14	1.02	14.0	0.93	2.97	0.09	<0.02	0.09	0.016	0.05	8.0	6.9	0.18	118	0.84
DD005397		20	1.16	26.7	1.69	3.31	0.11	0.04	0.08	0.020	0.07	13.1	13.6	0.32	146	1.99
DD005398		27	1.92	12.4	1.78	4.20	0.10	0.06	0.06	0.027	0.08	13.3	20.7	0.42	253	2.53
CC86880		20	0.58	68.4	12.40	4.09	1.41	0.04	0.09	1.005	1.77	5.1	7.7	0.31	46	4.01
CC86881		27	6.17	1550	6.38	5.56	0.38	0.06	0.19	3.50	0.07	9.8	61.7	0.86	856	8.53

***** See Appendix Page for comments regarding this certificate *****

ALS Canada Ltd.
2103 Dollarton Hwy
North Vancouver BC V7H 0A7
Phone: 604 984 0221 Fax: 604 984 0218 www.alsglobal.com

To: **SILVER RANGE RESOURCES LTD.**
C/O ARCHER, CATHRO & ASSOCIATES (1981) LIMITED
1016- 510 W HASTINGS ST
VANCOUVER BC V6B 1L8

Finalized Date: 19- AUG- 2012
Account: RANSIL

Project: Keg- Group 1

CERTIFICATE OF ANALYSIS WH12182381

Sample Description	Method	ME-MS41	ME-MS41	ME-MS41	ME-MS41	ME-MS41	ME-MS41	ME-MS41	ME-MS41	ME-MS41	ME-MS41	ME-MS41	ME-MS41	ME-MS41	ME-MS41	ME-MS41
	Analyte	Na	Nb	Ni	P	Pb	Rb	Re	S	Sb	Sc	Se	Sn	Sr	Ta	Te
	Units	%	ppm	ppm	ppm	ppm	ppm	ppm	%	ppm	ppm	ppm	ppm	ppm	ppm	ppm
	LOR	0.01	0.05	0.2	10	0.2	0.1	0.001	0.01	0.05	0.1	0.2	0.2	0.2	0.01	0.01
DD005396		0.02	0.56	9.2	540	11.1	7.8	0.001	0.03	0.70	1.8	1.4	0.6	29.6	<0.01	0.02
DD005397		0.02	0.78	22.1	770	11.5	10.8	0.001	0.01	1.28	3.5	1.3	0.5	37.4	<0.01	0.04
DD005398		0.02	1.03	27.1	910	12.5	13.9	<0.001	0.01	1.84	3.4	0.8	0.9	49.3	<0.01	0.03
CC86880		0.02	0.50	7.3	740	5570	26.7	0.001	3.35	843	4.2	340	>500	51.3	<0.01	68.7
CC86881		0.02	0.74	70.2	1760	>10000	9.1	0.002	0.31	45.5	5.7	55.0	139.0	38.9	0.01	2.24

***** See Appendix Page for comments regarding this certificate *****

ALS Canada Ltd.
2103 Dollarton Hwy
North Vancouver BC V7H 0A7
Phone: 604 984 0221 Fax: 604 984 0218 www.alsglobal.com

To: **SILVER RANGE RESOURCES LTD.**
C/O ARCHER, CATHRO & ASSOCIATES (1981) LIMITED
1016-510 W HASTINGS ST
VANCOUVER BC V6B 1L8

Finalized Date: 19-AUG-2012
Account: RANSIL

Project: Keg-Group 1

CERTIFICATE OF ANALYSIS WH12182381

Sample Description	Method	ME-MS41	ME-MS41	ME-MS41	ME-MS41	ME-MS41	ME-MS41	ME-MS41	ME-MS41	ME-MS41	Ag-OG46	Pb-OG46	Sn-XRF05
	Analyte	Th	Ti	Tl	U	V	W	Y	Zn	Zr	Ag	Pb	Sn
	Units	ppm	%	ppm	ppm	ppm	ppm	ppm	ppm	ppm	ppm	%	ppm
	LOR	0.2	0.005	0.02	0.05	1	0.05	0.05	2	0.5	1	0.001	5
DD005396		0.8	0.019	0.15	0.96	29	0.16	4.01	50	<0.5			
DD005397		3.1	0.020	0.19	1.08	57	0.12	9.92	109	1.5			
DD005398		3.9	0.033	0.30	0.91	84	0.15	7.39	143	2.2			
CC86880		1.9	0.016	0.75	3.81	31	2.50	5.10	71	3.4	196		1975
CC86881		2.9	0.031	0.45	2.26	56	48.9	14.55	6830	1.7	179	2.74	

***** See Appendix Page for comments regarding this certificate *****

ALS Canada Ltd.
2103 Dollarton Hwy
North Vancouver BC V7H 0A7
Phone: 604 984 0221 Fax: 604 984 0218 www.alsglobal.com

To: **SILVER RANGE RESOURCES LTD.**
C/O ARCHER, CATHRO & ASSOCIATES (1981) LIMITED
1016-510 W HASTINGS ST
VANCOUVER BC V6B 1L8

Finalized Date: 19-AUG-2012
Account: RANSIL

Project: Keg-Group 1

CERTIFICATE OF ANALYSIS WH12182381

Method	CERTIFICATE COMMENTS
ME-MS41	Interference: Ca>10%on ICP-MS As,ICP-AES results shown.
ME-MS41	Gold determinations by this method are semi-quantitative due to the small sample weight used (0.5g).

ALS Canada Ltd.

2103 Dollarton Hwy
North Vancouver BC V7H 0A7
Phone: 604 984 0221 Fax: 604 984 0218 www.alsglobal.com

To: **SILVER RANGE RESOURCES LTD.**
C/O ARCHER, CATHRO & ASSOCIATES (1981) LIMITED
1016-510 W HASTINGS ST
VANCOUVER BC V6B 1L8

Finalized Date: 16-AUG-2012
Account: RANSIL

CERTIFICATE WH12182382

Project: Keg-Group 1

P.O. No.:

This report is for 50 Soil samples submitted to our lab in Whitehorse, YT, Canada on 6-AUG-2012.

The following have access to data associated with this certificate:

MATT DUMALA	JOAN MARIACHER	

SAMPLE PREPARATION

ALS CODE	DESCRIPTION
WEI-21	Received Sample Weight
LOG-22	Sample login - Rcd w/o BarCode
SCR-41	Screen to -180um and save both

ANALYTICAL PROCEDURES

ALS CODE	DESCRIPTION	INSTRUMENT
Au-ICP21	Au 30g FA ICP-AES Finish	ICP-AES
ME-MS41	51 anal. aqua regia ICPMS	

To: **SILVER RANGE RESOURCES LTD.**
ATTN: JOAN MARIACHER
C/O ARCHER, CATHRO & ASSOCIATES (1981) LIMITED
1016-510 W HASTINGS ST
VANCOUVER BC V6B 1L8

This is the Final Report and supersedes any preliminary report with this certificate number. Results apply to samples as submitted. All pages of this report have been checked and approved for release.

***** See Appendix Page for comments regarding this certificate *****

Signature:

Colin Ramshaw, Vancouver Laboratory Manager

ALS Canada Ltd.
2103 Dollarton Hwy
North Vancouver BC V7H 0A7
Phone: 604 984 0221 Fax: 604 984 0218 www.alsglobal.com

To: **SILVER RANGE RESOURCES LTD.**
C/O ARCHER, CATHRO & ASSOCIATES (1981) LIMITED
1016-510 W HASTINGS ST
VANCOUVER BC V6B 1L8

Finalized Date: 16-AUG-2012
Account: RANSIL

Project: Keg-Group 1

CERTIFICATE OF ANALYSIS WH12182382

Sample Description	Method	WEI-21	Au-ICP21	ME-MS41	ME-MS41	ME-MS41	ME-MS41	ME-MS41	ME-MS41	ME-MS41	ME-MS41	ME-MS41	ME-MS41	ME-MS41	ME-MS41	ME-MS41
	Analyte	Recvd Wt.	Au	Ag	Al	As	Au	B	Ba	Be	Bi	Ca	Cd	Ce	Co	Cr
	Units	kg	ppm	ppm	%	ppm	ppm	ppm	ppm	ppm	ppm	%	ppm	ppm	ppm	ppm
	LOR	0.02	0.001	0.01	0.01	0.1	0.2	10	10	0.05	0.01	0.01	0.01	0.02	0.1	1
ZZ13801		0.22	0.002	0.35	1.15	48.1	<0.2	<10	570	0.28	1.01	0.51	0.48	16.25	5.1	19
ZZ14111		0.28	0.002	0.14	1.16	54.1	<0.2	<10	230	0.34	0.81	1.12	0.30	19.45	6.5	18
ZZ13837		0.26	0.005	0.71	1.06	19.5	<0.2	<10	590	0.65	0.24	3.67	2.18	31.3	8.0	26
ZZ13838		0.25	0.004	0.76	1.24	17.7	<0.2	<10	450	0.66	0.23	3.75	2.11	26.7	7.3	39
ZZ13839		0.23	0.002	0.28	0.62	51.9	<0.2	10	290	0.38	0.14	3.64	1.31	12.90	5.4	14
ZZ13840		0.13	0.003	0.26	0.57	3.0	<0.2	<10	220	0.23	0.10	1.24	1.21	15.00	2.3	14
ZZ13841		0.16	0.002	0.34	0.85	4.1	<0.2	<10	350	0.26	0.18	0.73	1.78	24.9	2.3	20
ZZ13842		0.23	0.005	0.79	1.30	18.7	<0.2	<10	830	0.73	0.35	0.52	1.29	40.9	16.2	22
ZZ13843		0.29	0.004	0.41	1.71	54.7	<0.2	<10	1160	0.69	1.03	0.25	0.78	29.2	23.5	27
ZZ13844		0.24	0.007	1.03	2.84	68.9	<0.2	<10	990	1.32	1.00	0.50	0.63	25.5	14.5	26
ZZ13845		0.25	0.004	0.64	1.77	259	<0.2	<10	620	0.43	1.50	0.88	0.63	20.7	7.7	24
ZZ13846		0.15	<0.001	0.23	0.35	1.5	<0.2	<10	120	0.06	0.04	0.09	0.09	4.07	0.9	2
ZZ13847		0.14	0.001	0.48	0.38	1.1	<0.2	<10	880	0.10	0.05	0.48	0.79	3.23	1.9	4
ZZ13848		0.24	0.001	0.80	1.65	17.8	<0.2	<10	690	0.55	0.40	0.08	0.31	15.95	21.9	28
ZZ13849		0.21	<0.001	0.63	1.32	8.2	<0.2	<10	350	0.53	0.22	0.13	1.62	14.50	28.8	24
ZZ13850		0.28	<0.001	0.54	1.55	10.1	<0.2	<10	490	0.54	0.28	0.12	1.05	19.15	21.1	30
ZZ82888		0.27	<0.001	0.29	1.45	17.4	<0.2	<10	560	0.42	0.24	0.11	0.38	19.30	11.7	36
ZZ82889		0.22	<0.001	0.24	0.68	7.6	<0.2	<10	230	0.15	0.12	0.07	0.46	10.30	4.7	15
ZZ82890		0.23	0.001	0.17	1.03	14.9	<0.2	<10	500	0.28	0.35	0.27	0.32	20.7	5.4	23
ZZ82891		0.19	0.001	0.70	0.80	7.4	<0.2	<10	350	0.20	0.60	0.08	0.58	15.05	7.2	15
ZZ82892		0.15	<0.001	0.83	0.95	8.3	<0.2	<10	730	0.28	0.24	0.13	1.01	19.85	23.8	15
ZZ82893		0.23	0.004	1.95	1.45	47.8	<0.2	<10	1120	0.49	7.71	0.22	0.33	24.4	6.3	30
ZZ82894		0.17	0.001	0.97	0.55	7.5	<0.2	<10	1700	0.17	0.65	0.42	1.39	10.35	3.3	6
ZZ82895		0.28	0.001	0.19	0.38	31	<0.2	230	170	0.19	0.37	16.05	0.41	5.84	3.0	5
ZZ82896		0.18	0.004	0.11	1.02	49.7	<0.2	10	320	0.38	2.01	3.75	0.25	15.15	3.9	11
ZZ42660		0.43	0.001	0.23	0.84	21.4	<0.2	10	330	0.34	0.19	9.80	0.41	9.55	3.6	7
ZZ42661		0.23	0.002	0.29	0.60	39.5	<0.2	10	260	0.29	0.61	3.00	2.37	9.29	3.7	7
ZZ42662		0.34	0.002	0.54	0.70	38.8	<0.2	10	600	0.41	0.90	2.39	3.29	9.74	4.1	9
ZZ42663		0.40	0.003	0.36	0.67	76.0	<0.2	90	150	0.49	0.59	2.30	2.70	11.60	4.2	9
ZZ42664		0.36	0.001	0.07	0.30	4.3	<0.2	60	40	0.12	0.12	1.59	0.19	3.61	1.7	3
ZZ42665		0.35	0.009	0.21	0.75	87	<0.2	80	340	0.42	0.64	10.10	0.45	11.95	4.3	11
ZZ42666		0.38	0.001	0.18	1.51	27.8	<0.2	10	130	0.74	0.52	4.85	0.31	11.20	4.2	13
ZZ42667		0.31	<0.001	0.04	0.31	1.2	<0.2	<10	90	0.07	0.04	0.67	0.14	3.80	1.5	2
ZZ42668		0.19	<0.001	0.07	0.99	12.7	<0.2	10	350	0.36	0.24	2.35	1.10	7.59	3.0	9
ZZ42669		0.37	<0.001	0.09	0.68	11.0	<0.2	10	120	0.28	0.27	3.72	0.25	5.18	1.9	5
ZZ42670		0.37	0.001	0.10	0.41	15.7	<0.2	10	80	0.16	0.10	2.19	0.28	5.90	2.6	5
ZZ42671		0.26	0.008	0.06	0.28	6.9	<0.2	20	120	0.09	0.03	3.47	0.40	3.76	1.8	3
ZZ42672		0.25	0.002	0.09	0.21	5.8	<0.2	30	140	0.09	0.05	4.29	1.33	2.47	1.7	4
ZZ42673		0.53	0.002	0.47	0.85	112.5	<0.2	10	290	0.32	0.78	1.05	0.39	16.80	5.6	19
ZZ42674		0.30	0.001	0.21	0.74	49.4	<0.2	<10	270	0.37	0.25	2.14	0.44	10.20	3.7	10

***** See Appendix Page for comments regarding this certificate *****

ALS Canada Ltd.
2103 Dollarton Hwy
North Vancouver BC V7H 0A7
Phone: 604 984 0221 Fax: 604 984 0218 www.alsglobal.com

To: **SILVER RANGE RESOURCES LTD.**
C/O ARCHER, CATHRO & ASSOCIATES (1981) LIMITED
1016-510 W HASTINGS ST
VANCOUVER BC V6B 1L8

Finalized Date: 16-AUG-2012
Account: RANSIL

Project: Keg-Group 1

CERTIFICATE OF ANALYSIS WH12182382

Sample Description	Method	ME-MS41	ME-MS41	ME-MS41	ME-MS41	ME-MS41	ME-MS41	ME-MS41	ME-MS41	ME-MS41	ME-MS41	ME-MS41	ME-MS41	ME-MS41	ME-MS41	ME-MS41
	Analyte	Cs	Cu	Fe	Ga	Ge	Hf	Hg	In	K	La	Li	Mg	Mn	Mo	Na
	Units	ppm	ppm	%	ppm	ppm	ppm	ppm	ppm	%	ppm	ppm	%	ppm	ppm	%
	LOR	0.05	0.2	0.01	0.05	0.05	0.02	0.01	0.005	0.01	0.2	0.1	0.01	5	0.05	0.01
ZZ13801		1.65	25.3	2.24	3.81	<0.05	0.03	0.02	0.024	0.05	7.9	17.0	0.30	123	1.49	0.02
ZZ14111		0.51	16.9	1.80	3.79	<0.05	0.02	0.02	0.023	0.03	8.0	8.2	0.22	230	0.47	0.02
ZZ13837		2.16	41.6	2.02	3.16	0.07	0.12	0.10	0.029	0.19	16.4	13.5	0.75	309	4.23	0.02
ZZ13838		2.06	37.3	1.91	3.45	0.07	0.07	0.12	0.028	0.20	14.5	13.6	0.91	333	3.58	0.02
ZZ13839		0.53	40.1	0.97	1.69	<0.05	0.06	0.08	0.014	0.04	6.2	4.7	0.21	363	0.51	0.02
ZZ13840		0.92	45.4	0.54	1.86	0.05	0.04	0.06	0.009	0.05	7.2	3.8	0.22	31	0.59	0.02
ZZ13841		1.47	53.6	0.89	3.54	0.06	0.02	0.06	0.018	0.07	11.9	6.2	0.26	52	0.32	0.01
ZZ13842		1.82	171.5	1.94	3.60	0.10	0.02	0.13	0.029	0.09	20.7	13.6	0.36	201	1.11	0.01
ZZ13843		2.11	163.5	2.47	3.68	0.06	0.06	0.03	0.080	0.08	14.3	19.8	0.49	273	2.05	0.01
ZZ13844		2.02	167.5	2.49	3.69	0.06	0.07	0.09	0.059	0.07	11.3	20.7	0.44	273	1.73	0.01
ZZ13845		3.87	32.6	3.22	4.99	<0.05	0.03	0.03	0.036	0.08	10.5	38.4	0.37	171	2.44	0.02
ZZ13846		0.14	8.5	0.42	1.24	<0.05	0.02	<0.01	<0.005	0.02	1.8	0.4	0.02	17	0.15	0.04
ZZ13847		0.37	17.5	0.50	1.07	<0.05	<0.02	0.02	<0.005	0.03	1.8	0.7	0.03	195	0.19	0.03
ZZ13848		2.20	31.2	3.03	6.21	<0.05	0.08	0.02	0.019	0.06	8.3	16.8	0.19	279	1.66	0.01
ZZ13849		2.05	38.9	2.19	4.51	<0.05	0.02	0.01	0.020	0.08	6.9	13.0	0.21	342	1.00	0.02
ZZ13850		1.40	14.2	2.35	5.17	<0.05	0.04	<0.01	0.014	0.09	9.1	15.5	0.38	435	1.05	0.01
ZZ82888		2.45	19.7	2.17	5.34	<0.05	0.06	<0.01	0.018	0.12	9.0	23.9	0.49	257	1.29	0.01
ZZ82889		0.65	6.3	1.06	2.81	<0.05	0.02	<0.01	0.008	0.05	5.2	11.1	0.21	110	0.63	<0.01
ZZ82890		1.84	13.6	1.84	4.15	<0.05	0.04	<0.01	0.018	0.14	9.7	10.9	0.31	254	1.02	0.01
ZZ82891		0.83	11.4	1.86	3.63	<0.05	0.02	0.01	0.013	0.07	7.5	5.7	0.14	278	1.23	0.02
ZZ82892		0.96	39.6	1.56	3.15	0.05	0.03	0.01	0.018	0.06	8.2	6.2	0.17	873	0.83	0.02
ZZ82893		1.03	51.9	2.39	4.20	0.06	0.07	0.04	0.039	0.12	13.1	13.4	0.48	138	1.65	0.01
ZZ82894		0.40	34.0	1.25	2.64	<0.05	<0.02	0.03	0.017	0.05	5.1	2.7	0.06	97	0.91	0.03
ZZ82895		1.13	18.7	0.65	1.00	0.05	0.05	0.02	0.010	0.05	2.7	11.1	0.49	155	0.32	0.03
ZZ82896		0.47	42.0	1.11	2.38	0.05	0.05	0.04	0.014	0.01	7.2	5.5	0.14	180	0.27	0.02
ZZ42660		1.88	30.5	0.83	1.77	0.05	0.07	0.04	0.007	0.11	4.7	4.1	0.44	417	0.42	0.02
ZZ42661		0.95	29.8	0.69	1.59	<0.05	0.04	0.05	0.018	0.03	4.7	3.2	0.15	107	0.22	0.03
ZZ42662		1.84	39.3	0.92	1.89	0.05	0.04	0.04	0.017	0.08	5.0	9.1	0.62	275	0.25	0.04
ZZ42663		0.83	41.4	0.98	1.76	0.05	0.05	0.07	0.025	0.03	5.9	8.2	0.38	205	0.23	0.03
ZZ42664		0.37	13.6	0.50	0.77	<0.05	0.02	0.03	<0.005	0.03	1.7	1.0	0.06	80	0.12	0.03
ZZ42665		2.50	19.2	1.10	1.75	0.05	0.09	0.03	0.011	0.08	5.6	12.4	0.45	256	0.45	0.02
ZZ42666		1.39	9.5	1.99	3.33	<0.05	0.04	0.02	0.013	0.04	5.3	6.7	0.16	211	0.63	0.02
ZZ42667		0.19	6.2	0.52	1.14	<0.05	0.02	0.01	<0.005	0.02	1.8	0.5	0.03	68	0.17	0.04
ZZ42668		1.19	13.0	1.25	2.51	<0.05	0.04	0.03	0.013	0.03	3.6	5.8	0.13	188	0.42	0.03
ZZ42669		0.61	13.3	0.77	1.32	<0.05	<0.02	0.02	0.007	0.02	2.4	3.6	0.06	123	0.30	0.03
ZZ42670		0.34	15.5	0.63	1.26	<0.05	0.02	0.02	0.007	0.03	2.8	1.8	0.09	118	0.15	0.04
ZZ42671		0.15	17.3	0.42	1.02	<0.05	0.02	0.03	<0.005	0.03	1.9	0.8	0.05	88	0.40	0.03
ZZ42672		0.34	14.3	0.27	0.63	<0.05	0.04	0.07	0.005	0.02	1.4	1.5	0.07	213	0.55	0.01
ZZ42673		1.01	10.0	1.27	3.47	0.06	0.05	0.08	0.019	0.04	8.1	15.3	0.32	354	0.68	0.01
ZZ42674		0.74	15.9	0.89	2.15	<0.05	0.04	0.04	0.011	0.03	5.4	7.3	0.16	551	0.45	0.03

***** See Appendix Page for comments regarding this certificate *****

ALS Canada Ltd.
2103 Dollarton Hwy
North Vancouver BC V7H 0A7
Phone: 604 984 0221 Fax: 604 984 0218 www.alsglobal.com

To: **SILVER RANGE RESOURCES LTD.**
C/O ARCHER, CATHRO & ASSOCIATES (1981) LIMITED
1016-510 W HASTINGS ST
VANCOUVER BC V6B 1L8

Finalized Date: 16-AUG-2012
Account: RANSIL

Project: Keg-Group 1

CERTIFICATE OF ANALYSIS WH12182382

Sample Description	Method	ME-MS41	ME-MS41	ME-MS41	ME-MS41	ME-MS41	ME-MS41	ME-MS41	ME-MS41	ME-MS41	ME-MS41	ME-MS41	ME-MS41	ME-MS41	ME-MS41	ME-MS41
	Analyte	Nb	Ni	P	Pb	Rb	Re	S	Sb	Sc	Se	Sn	Sr	Ta	Te	Th
	Units	ppm	ppm	ppm	ppm	ppm	ppm	%	ppm	ppm	ppm	ppm	ppm	ppm	ppm	ppm
	LOR	0.05	0.2	10	0.2	0.1	0.001	0.01	0.05	0.1	0.2	0.2	0.2	0.01	0.01	0.2
ZZ13801		1.27	32.6	240	14.2	8.9	<0.001	0.03	2.24	2.0	0.8	1.9	18.7	<0.01	0.04	2.4
ZZ14111		1.05	12.6	240	32.4	2.6	<0.001	0.03	0.68	2.1	0.2	3.5	23.8	<0.01	0.01	2.2
ZZ13837		0.84	35.2	1280	17.8	16.0	0.002	0.06	2.82	3.8	3.3	0.9	105.0	<0.01	0.05	4.9
ZZ13838		0.88	33.8	1580	20.1	17.4	0.003	0.06	2.67	3.8	3.0	1.2	96.0	<0.01	0.05	4.1
ZZ13839		0.53	18.7	650	7.2	5.4	0.001	0.16	1.76	1.4	1.9	0.3	51.0	<0.01	0.02	0.8
ZZ13840		0.50	42.3	560	3.4	7.6	0.002	0.12	0.97	1.5	3.7	0.3	34.6	<0.01	<0.01	1.0
ZZ13841		1.11	52.2	470	9.0	14.9	0.002	0.09	0.78	2.6	3.6	0.6	38.4	<0.01	0.01	2.2
ZZ13842		0.86	120.5	660	13.4	16.4	0.001	0.04	1.15	4.1	2.9	0.6	35.5	<0.01	0.03	2.8
ZZ13843		1.21	242	690	27.9	12.8	0.001	0.04	2.52	2.9	2.2	1.5	29.8	<0.01	0.05	4.6
ZZ13844		1.40	150.0	500	22.3	9.3	0.002	0.05	6.28	7.8	2.9	0.9	25.4	0.01	0.03	4.5
ZZ13845		1.33	40.3	420	18.7	13.2	<0.001	0.04	2.02	2.7	1.1	1.6	24.6	<0.01	0.08	2.1
ZZ13846		0.23	2.7	250	1.0	0.9	<0.001	0.02	0.06	0.3	<0.2	<0.2	10.5	<0.01	<0.01	<0.2
ZZ13847		0.19	8.9	500	1.3	1.7	<0.001	0.05	0.14	0.1	0.2	<0.2	61.1	<0.01	0.01	<0.2
ZZ13848		1.43	31.6	250	8.7	15.9	<0.001	0.04	1.59	2.0	0.5	1.0	20.7	<0.01	0.04	2.3
ZZ13849		1.02	48.5	200	7.5	14.3	<0.001	0.02	0.76	2.0	<0.2	0.7	15.4	<0.01	0.02	1.6
ZZ13850		1.43	23.3	190	9.1	23.3	<0.001	0.01	0.67	2.6	<0.2	0.8	12.2	<0.01	0.01	2.7
ZZ82888		1.46	23.2	220	6.9	26.4	<0.001	0.03	0.97	3.2	0.5	1.1	24.3	<0.01	0.05	2.6
ZZ82889		0.85	9.5	100	8.9	11.1	<0.001	<0.01	0.56	1.5	<0.2	0.5	8.2	<0.01	0.01	1.3
ZZ82890		1.33	13.8	150	11.3	19.1	<0.001	0.03	1.33	2.2	0.2	1.5	21.6	<0.01	0.03	2.4
ZZ82891		1.10	9.3	220	10.8	9.1	<0.001	0.04	0.84	1.4	0.3	0.9	8.9	<0.01	0.01	1.8
ZZ82892		0.92	34.4	280	9.1	12.6	<0.001	0.02	0.76	1.9	0.7	0.7	13.3	<0.01	0.01	1.6
ZZ82893		1.27	36.7	200	76.6	15.6	<0.001	0.04	1.63	3.7	1.2	2.0	26.0	<0.01	0.12	3.8
ZZ82894		0.28	12.5	360	13.9	3.9	0.001	0.11	2.31	0.8	3.9	0.4	34.7	<0.01	0.03	0.3
ZZ82895		0.28	13.0	270	17.1	3.7	<0.001	0.07	1.23	0.6	0.3	0.6	91.2	<0.01	<0.01	0.9
ZZ82896		0.61	14.1	770	15.7	1.4	<0.001	0.13	1.48	0.8	0.7	1.0	57.6	<0.01	0.02	0.5
ZZ42660		0.35	17.1	420	13.8	6.3	<0.001	0.05	1.32	0.8	0.5	3.2	195.5	<0.01	0.02	1.3
ZZ42661		0.44	13.3	610	12.7	4.6	<0.001	0.14	1.51	0.6	0.8	2.4	58.7	<0.01	<0.01	0.3
ZZ42662		0.47	20.4	470	25.9	8.8	<0.001	0.07	1.66	0.9	0.2	4.5	62.4	<0.01	0.01	0.7
ZZ42663		0.49	15.1	570	15.5	4.7	<0.001	0.09	1.54	1.0	0.6	1.4	61.5	<0.01	<0.01	0.6
ZZ42664		0.16	7.8	240	2.2	1.6	<0.001	0.05	0.44	0.3	<0.2	0.4	27.8	<0.01	<0.01	0.3
ZZ42665		0.52	18.0	410	8.1	6.2	<0.001	0.08	2.61	1.2	0.5	2.4	120.0	<0.01	0.01	1.2
ZZ42666		0.58	15.4	410	11.5	4.1	<0.001	0.05	0.70	1.4	0.3	0.5	154.0	<0.01	0.02	2.0
ZZ42667		0.19	1.8	460	1.2	0.9	<0.001	0.05	0.16	0.3	<0.2	<0.2	28.8	<0.01	<0.01	<0.2
ZZ42668		0.54	10.4	460	6.7	2.6	<0.001	0.09	1.01	1.0	0.4	0.3	79.5	<0.01	0.01	1.0
ZZ42669		0.24	5.9	450	4.0	1.5	<0.001	0.11	0.55	0.4	0.4	<0.2	91.0	<0.01	0.01	0.3
ZZ42670		0.26	7.3	450	3.7	2.6	<0.001	0.11	0.93	0.4	0.8	0.4	64.0	<0.01	<0.01	<0.2
ZZ42671		0.19	5.8	610	1.5	0.9	0.001	0.13	0.63	0.3	0.8	<0.2	89.4	<0.01	0.02	<0.2
ZZ42672		0.18	6.5	720	2.5	2.3	0.001	0.22	0.60	0.4	1.0	0.2	113.5	<0.01	0.02	0.2
ZZ42673		0.68	11.6	620	24.3	6.9	<0.001	0.03	3.12	2.1	1.0	0.7	56.0	<0.01	0.04	2.2
ZZ42674		0.53	11.9	590	5.6	4.3	<0.001	0.08	3.80	1.0	1.0	0.2	69.0	<0.01	0.03	0.5

***** See Appendix Page for comments regarding this certificate *****

ALS Canada Ltd.
2103 Dollarton Hwy
North Vancouver BC V7H 0A7
Phone: 604 984 0221 Fax: 604 984 0218 www.alsglobal.com

To: **SILVER RANGE RESOURCES LTD.**
C/O ARCHER, CATHRO & ASSOCIATES (1981) LIMITED
1016-510 W HASTINGS ST
VANCOUVER BC V6B 1L8

Finalized Date: 16-AUG-2012
Account: RANSIL

Project: Keg-Group 1

CERTIFICATE OF ANALYSIS WH12182382

Sample Description	Method	ME-MS41	ME-MS41	ME-MS41	ME-MS41	ME-MS41	ME-MS41	ME-MS41	ME-MS41
	Analyte	Ti	Tl	U	V	W	Y	Zn	Zr
	Units	%	ppm	ppm	ppm	ppm	ppm	ppm	ppm
	LOR	0.005	0.02	0.05	1	0.05	0.05	2	0.5
ZZ13801		0.040	0.17	0.45	46	1.03	2.72	256	1.3
ZZ14111		0.038	0.07	1.11	42	0.20	4.48	50	0.9
ZZ13837		0.030	0.34	1.30	48	0.17	13.75	164	5.4
ZZ13838		0.036	0.40	1.09	60	0.20	14.60	178	3.0
ZZ13839		0.018	0.08	1.25	24	0.12	7.17	107	1.8
ZZ13840		0.023	0.12	0.75	21	0.05	7.84	196	1.5
ZZ13841		0.033	0.21	0.82	21	0.11	8.07	209	0.9
ZZ13842		0.028	0.22	2.57	45	0.23	26.2	702	0.7
ZZ13843		0.038	0.45	1.16	53	0.30	7.29	1230	2.3
ZZ13844		0.045	0.62	2.97	42	0.29	13.85	840	3.3
ZZ13845		0.028	0.45	0.55	59	0.31	3.44	331	1.1
ZZ13846		0.024	0.02	0.14	12	<0.05	1.16	10	0.5
ZZ13847		0.017	0.02	0.22	14	<0.05	0.95	132	<0.5
ZZ13848		0.064	0.19	0.42	78	0.21	2.39	204	3.1
ZZ13849		0.042	0.13	0.58	51	0.16	2.33	449	0.7
ZZ13850		0.065	0.15	0.34	62	0.28	2.54	244	1.4
ZZ82888		0.083	0.18	0.47	61	0.25	3.50	150	2.3
ZZ82889		0.041	0.09	0.17	29	0.15	1.46	55	0.7
ZZ82890		0.059	0.16	0.30	45	0.28	2.70	85	1.5
ZZ82891		0.045	0.20	0.29	47	0.21	1.79	82	0.8
ZZ82892		0.039	0.13	0.32	38	0.23	6.26	196	1.0
ZZ82893		0.055	0.19	0.72	53	0.32	4.35	167	2.3
ZZ82894		0.024	0.15	0.36	24	0.19	1.91	68	<0.5
ZZ82895		0.012	0.05	0.31	12	0.13	6.11	43	1.7
ZZ82896		0.016	0.08	2.68	19	0.15	8.00	35	2.3
ZZ42660		0.016	0.05	0.63	19	0.12	5.90	44	2.0
ZZ42661		0.014	0.06	1.14	19	0.10	6.30	97	1.4
ZZ42662		0.020	0.05	0.67	21	0.15	7.26	155	1.2
ZZ42663		0.017	0.05	2.07	20	0.19	10.35	199	1.6
ZZ42664		0.017	0.03	0.64	13	<0.05	3.30	19	0.8
ZZ42665		0.017	0.06	0.71	24	0.36	8.79	57	2.5
ZZ42666		0.018	0.06	0.64	30	0.26	10.95	58	1.2
ZZ42667		0.026	0.02	0.13	16	<0.05	1.10	9	0.6
ZZ42668		0.017	0.04	0.47	21	0.14	5.30	56	1.4
ZZ42669		0.016	0.03	0.62	16	<0.05	3.74	24	0.8
ZZ42670		0.019	0.04	2.91	16	0.06	3.14	24	0.8
ZZ42671		0.017	<0.02	1.41	14	0.05	1.49	44	0.8
ZZ42672		0.006	0.03	1.59	9	<0.05	1.61	97	1.3
ZZ42673		0.019	0.09	1.04	43	0.39	6.27	129	1.9
ZZ42674		0.018	0.05	0.85	20	0.08	6.35	64	1.6

***** See Appendix Page for comments regarding this certificate *****

ALS Canada Ltd.
2103 Dollarton Hwy
North Vancouver BC V7H 0A7
Phone: 604 984 0221 Fax: 604 984 0218 www.alsglobal.com

To: **SILVER RANGE RESOURCES LTD.**
C/O ARCHER, CATHRO & ASSOCIATES (1981) LIMITED
1016-510 W HASTINGS ST
VANCOUVER BC V6B 1L8

Finalized Date: 16-AUG-2012
Account: RANSIL

Project: Keg-Group 1

CERTIFICATE OF ANALYSIS WH12182382

Sample Description	Method	WEI-21	Au-ICP21	ME-MS41	ME-MS41	ME-MS41	ME-MS41	ME-MS41	ME-MS41	ME-MS41	ME-MS41	ME-MS41	ME-MS41	ME-MS41	ME-MS41	ME-MS41
	Analyte	Recvd Wt.	Au	Ag	Al	As	Au	B	Ba	Be	Bi	Ca	Cd	Ce	Co	Cr
	Units	kg	ppm	ppm	%	ppm	ppm	ppm	ppm	ppm	ppm	%	ppm	ppm	ppm	ppm
	LOR	0.02	0.001	0.01	0.01	0.1	0.2	10	10	0.05	0.01	0.01	0.01	0.02	0.1	1
ZZ42675		0.41	0.001	0.31	0.77	29.0	<0.2	<10	270	0.38	0.16	1.77	0.43	13.60	4.4	15
ZZ42676		0.26	0.004	0.48	1.01	23.8	<0.2	<10	310	0.49	0.24	1.83	0.97	21.4	6.3	25
ZZ42677		0.23	0.004	0.52	0.95	13.0	<0.2	<10	340	0.52	0.21	1.25	2.55	20.2	6.6	23
ZZ42678		0.32	0.002	0.31	0.83	5.6	<0.2	<10	240	0.32	0.14	1.28	0.36	15.25	4.0	19
ZZ42679		0.37	0.005	0.35	0.98	11.0	<0.2	<10	410	0.79	0.18	0.87	0.49	22.0	7.2	21
ZZ42680		0.37	0.002	0.25	0.67	52.1	<0.2	<10	260	0.66	0.16	2.52	0.24	15.80	4.0	13
ZZ42681		0.24	0.003	0.31	0.57	60.9	<0.2	10	160	0.29	0.20	2.37	0.35	10.20	2.6	10
ZZ42682		0.28	<0.001	0.25	0.45	36.9	<0.2	10	200	0.24	0.37	3.93	1.07	7.94	3.1	8
ZZ42683		0.20	0.008	0.26	0.47	23.3	<0.2	10	290	0.25	0.31	3.28	2.19	9.24	3.0	9
ZZ42684		0.28	0.001	0.13	0.35	9.9	<0.2	10	60	0.21	0.37	3.65	0.45	5.55	2.4	5

***** See Appendix Page for comments regarding this certificate *****

ALS Canada Ltd.
2103 Dollarton Hwy
North Vancouver BC V7H 0A7
Phone: 604 984 0221 Fax: 604 984 0218 www.alsglobal.com

To: **SILVER RANGE RESOURCES LTD.**
C/O ARCHER, CATHRO & ASSOCIATES (1981) LIMITED
1016-510 W HASTINGS ST
VANCOUVER BC V6B 1L8

Finalized Date: 16-AUG-2012
Account: RANSIL

Project: Keg-Group 1

CERTIFICATE OF ANALYSIS WH12182382

Sample Description	Method	ME-MS41	ME-MS41	ME-MS41	ME-MS41	ME-MS41	ME-MS41	ME-MS41	ME-MS41	ME-MS41	ME-MS41	ME-MS41	ME-MS41	ME-MS41	ME-MS41	ME-MS41
	Analyte	Cs	Cu	Fe	Ga	Ge	Hf	Hg	In	K	La	Li	Mg	Mn	Mo	Na
	Units	ppm	ppm	%	ppm	ppm	ppm	ppm	ppm	%	ppm	ppm	%	ppm	ppm	%
	LOR	0.05	0.2	0.01	0.05	0.05	0.02	0.01	0.005	0.01	0.2	0.1	0.01	5	0.05	0.01
ZZ42675		1.12	19.2	1.17	2.72	0.06	0.04	0.04	0.014	0.06	7.2	9.6	0.27	216	0.64	0.02
ZZ42676		1.60	40.8	1.63	3.33	0.08	0.07	0.06	0.023	0.12	11.2	14.6	0.58	188	1.81	0.02
ZZ42677		1.07	31.2	1.67	3.08	0.08	0.07	0.10	0.023	0.15	10.7	14.1	0.58	230	3.04	0.01
ZZ42678		1.08	11.7	1.04	2.89	0.05	0.06	0.06	0.014	0.07	8.2	10.4	0.37	150	0.55	0.01
ZZ42679		1.22	20.6	1.36	3.90	0.06	0.04	0.07	0.020	0.07	11.4	17.5	0.37	223	1.54	0.01
ZZ42680		0.69	20.5	1.02	2.35	0.07	0.05	0.07	0.016	0.04	8.2	9.3	0.23	138	0.57	0.02
ZZ42681		0.70	20.0	0.88	1.88	0.05	0.04	0.05	0.011	0.04	5.5	4.8	0.19	134	0.51	0.02
ZZ42682		0.46	28.8	0.78	1.35	0.05	0.03	0.05	0.012	0.03	3.8	3.6	0.17	228	0.39	0.02
ZZ42683		0.66	25.4	0.79	1.48	<0.05	0.03	0.04	0.017	0.03	4.5	8.2	0.30	186	0.28	0.02
ZZ42684		0.33	18.7	0.49	0.97	<0.05	0.03	0.02	0.008	0.02	2.6	1.6	0.09	134	0.25	0.02

***** See Appendix Page for comments regarding this certificate *****

ALS Canada Ltd.
2103 Dollarton Hwy
North Vancouver BC V7H 0A7
Phone: 604 984 0221 Fax: 604 984 0218 www.alsglobal.com

To: **SILVER RANGE RESOURCES LTD.**
C/O ARCHER, CATHRO & ASSOCIATES (1981) LIMITED
1016-510 W HASTINGS ST
VANCOUVER BC V6B 1L8

Finalized Date: 16-AUG-2012
Account: RANSIL

Project: Keg-Group 1

CERTIFICATE OF ANALYSIS WH12182382

Sample Description	Method	ME-MS41	ME-MS41	ME-MS41	ME-MS41	ME-MS41	ME-MS41	ME-MS41	ME-MS41	ME-MS41	ME-MS41	ME-MS41	ME-MS41	ME-MS41	ME-MS41	ME-MS41
	Analyte	Nb	Ni	P	Pb	Rb	Re	S	Sb	Sc	Se	Sn	Sr	Ta	Te	Th
	Units	ppm	ppm	ppm	ppm	ppm	ppm	%	ppm	ppm	ppm	ppm	ppm	ppm	ppm	ppm
	LOR	0.05	0.2	10	0.2	0.1	0.001	0.01	0.05	0.1	0.2	0.2	0.2	0.01	0.01	0.2
ZZ42675		0.57	14.4	820	7.5	7.7	<0.001	0.06	2.70	1.4	1.0	0.4	61.3	<0.01	0.03	0.9
ZZ42676		1.06	30.1	1020	13.1	14.6	0.002	0.07	2.78	2.8	4.6	0.6	78.2	<0.01	0.04	2.9
ZZ42677		0.62	28.5	1060	14.5	10.9	0.003	0.09	1.73	3.1	3.7	0.6	52.4	<0.01	0.04	2.5
ZZ42678		0.62	11.3	1010	9.1	10.1	0.001	0.05	0.97	1.9	1.3	0.5	54.0	<0.01	0.03	1.9
ZZ42679		0.75	16.9	820	12.4	10.7	0.001	0.04	1.31	2.8	1.7	0.6	45.4	<0.01	0.04	1.9
ZZ42680		0.58	12.2	580	9.3	5.7	0.001	0.10	1.49	1.8	1.7	0.5	65.0	<0.01	0.03	0.8
ZZ42681		0.46	9.8	720	9.1	4.4	0.001	0.11	1.57	1.0	1.5	0.5	54.0	<0.01	0.03	0.5
ZZ42682		0.40	13.2	620	12.3	3.3	<0.001	0.13	1.53	0.7	1.3	0.7	58.4	<0.01	0.03	0.3
ZZ42683		0.33	12.6	530	11.6	3.1	<0.001	0.09	1.19	0.8	0.9	1.9	71.2	<0.01	0.02	0.4
ZZ42684		0.24	10.8	360	14.0	1.4	<0.001	0.06	0.61	0.4	0.7	1.7	37.5	<0.01	0.02	0.3

***** See Appendix Page for comments regarding this certificate *****

ALS Canada Ltd.
2103 Dollarton Hwy
North Vancouver BC V7H 0A7
Phone: 604 984 0221 Fax: 604 984 0218 www.alsglobal.com

To: **SILVER RANGE RESOURCES LTD.**
C/ O ARCHER, CATHRO & ASSOCIATES (1981) LIMITED
1016- 510 W HASTINGS ST
VANCOUVER BC V6B 1L8

Finalized Date: 16- AUG- 2012
Account: RANSIL

Project: Keg- Group 1

CERTIFICATE OF ANALYSIS WH12182382

Sample Description	Method	ME- MS41	ME- MS41	ME- MS41	ME- MS41	ME- MS41	ME- MS41	ME- MS41	ME- MS41
	Analyte	Ti	Tl	U	V	W	Y	Zn	Zr
	Units	%	ppm	ppm	ppm	ppm	ppm	ppm	ppm
	LOR	0.005	0.02	0.05	1	0.05	0.05	2	0.5
ZZ42675		0.028	0.12	1.13	36	0.10	6.82	78	1.5
ZZ42676		0.032	0.21	1.46	40	0.27	10.60	130	2.8
ZZ42677		0.015	0.25	1.27	45	0.12	11.10	172	2.4
ZZ42678		0.021	0.14	0.78	34	0.08	5.90	74	2.3
ZZ42679		0.020	0.14	0.94	38	0.13	7.01	74	1.4
ZZ42680		0.015	0.07	1.14	28	0.17	7.08	55	1.9
ZZ42681		0.017	0.07	1.18	22	0.11	5.45	51	1.7
ZZ42682		0.012	0.02	1.62	15	0.15	5.89	62	1.2
ZZ42683		0.012	0.03	0.99	18	0.12	6.79	107	1.2
ZZ42684		0.011	<0.02	0.71	9	0.12	5.87	18	1.0

***** See Appendix Page for comments regarding this certificate *****

ALS Canada Ltd.
2103 Dollarton Hwy
North Vancouver BC V7H 0A7
Phone: 604 984 0221 Fax: 604 984 0218 www.alsglobal.com

To: **SILVER RANGE RESOURCES LTD.**
C/O ARCHER, CATHRO & ASSOCIATES (1981) LIMITED
1016-510 W HASTINGS ST
VANCOUVER BC V6B 1L8

Finalized Date: 16-AUG-2012
Account: RANSIL

Project: Keg-Group 1

CERTIFICATE OF ANALYSIS WH12182382

Method	CERTIFICATE COMMENTS
ME-MS41	Interference: Ca>10% on ICP-MS As, ICP-AES results shown.
ME-MS41	Gold determinations by this method are semi-quantitative due to the small sample weight used (0.5g).

ALS Canada Ltd.

2103 Dollarton Hwy
North Vancouver BC V7H 0A7
Phone: 604 984 0221 Fax: 604 984 0218 www.alsglobal.com

To: **SILVER RANGE RESOURCES LTD.**
C/O ARCHER, CATHRO & ASSOCIATES (1981) LIMITED
1016-510 W HASTINGS ST
VANCOUVER BC V6B 1L8

Finalized Date: 14-AUG-2012
Account: RANSIL

CERTIFICATE WH12182383

Project: Keg-Group 2

P.O. No.:

This report is for 51 Soil samples submitted to our lab in Whitehorse, YT, Canada on 6-AUG-2012.

The following have access to data associated with this certificate:

MATT DUMALA	JOAN MARIACHER	

SAMPLE PREPARATION

ALS CODE	DESCRIPTION
WEI-21	Received Sample Weight
LOG-22	Sample login - Rcd w/o BarCode
SCR-41	Screen to -180um and save both

ANALYTICAL PROCEDURES

ALS CODE	DESCRIPTION	INSTRUMENT
Au-ICP21	Au 30g FA ICP-AES Finish	ICP-AES
ME-MS41	51 anal. aqua regia ICPMS	

To: **SILVER RANGE RESOURCES LTD.**
ATTN: JOAN MARIACHER
C/O ARCHER, CATHRO & ASSOCIATES (1981) LIMITED
1016-510 W HASTINGS ST
VANCOUVER BC V6B 1L8

This is the Final Report and supersedes any preliminary report with this certificate number. Results apply to samples as submitted. All pages of this report have been checked and approved for release.

***** See Appendix Page for comments regarding this certificate *****

Signature:

Colin Ramshaw, Vancouver Laboratory Manager

ALS Canada Ltd.
2103 Dollarton Hwy
North Vancouver BC V7H 0A7
Phone: 604 984 0221 Fax: 604 984 0218 www.alsglobal.com

To: **SILVER RANGE RESOURCES LTD.**
C/O ARCHER, CATHRO & ASSOCIATES (1981) LIMITED
1016-510 W HASTINGS ST
VANCOUVER BC V6B 1L8

Finalized Date: 14-AUG-2012
Account: RANSIL

Project: Keg-Group 2

CERTIFICATE OF ANALYSIS WH12182383

Sample Description	Method	WEI-21	Au-ICP21	ME-MS41	ME-MS41	ME-MS41	ME-MS41	ME-MS41	ME-MS41	ME-MS41	ME-MS41	ME-MS41	ME-MS41	ME-MS41	ME-MS41	ME-MS41
	Analyte	Recvd Wt.	Au	Ag	Al	As	Au	B	Ba	Be	Bi	Ca	Cd	Ce	Co	Cr
	Units	kg	ppm	ppm	%	ppm	ppm	ppm	ppm	ppm	ppm	%	ppm	ppm	ppm	ppm
	LOR	0.02	0.001	0.01	0.01	0.1	0.2	10	10	0.05	0.01	0.01	0.01	0.02	0.1	1
ZZ42501		0.29	0.004	4.11	3.05	44.0	<0.2	<10	170	0.99	16.20	0.87	7.34	19.45	8.6	51
ZZ42502		0.31	0.003	1.82	2.90	29.5	<0.2	<10	140	1.01	9.00	0.77	4.86	16.50	7.3	44
ZZ42503		0.33	0.001	1.87	3.46	36.8	<0.2	<10	220	1.67	15.25	0.38	6.37	26.1	11.2	46
ZZ42504		0.35	0.002	1.26	3.04	23.5	<0.2	<10	180	1.35	6.91	0.34	3.62	23.2	11.9	42
ZZ42505		0.39	0.003	0.96	2.12	38.3	<0.2	<10	190	0.88	3.91	0.34	2.51	24.1	8.6	34
ZZ42506		0.37	0.002	0.60	2.59	16.2	<0.2	<10	200	1.14	2.58	0.34	1.79	22.9	8.6	37
ZZ42507		0.28	0.006	0.67	3.61	15.3	<0.2	<10	230	1.85	1.16	0.23	2.00	35.3	9.6	56
ZZ42508		0.30	0.002	2.52	3.66	17.7	<0.2	<10	130	1.24	8.49	0.71	13.90	18.00	6.6	52
ZZ42509		0.30	0.002	1.63	3.94	22.8	<0.2	<10	210	1.48	3.51	0.38	4.58	24.4	7.2	61
ZZ42510		0.23	0.002	0.68	2.98	16.7	<0.2	<10	190	1.09	1.88	0.29	1.51	21.9	5.9	53
ZZ42511		0.23	0.002	1.93	2.34	33.9	<0.2	<10	170	1.21	2.72	0.18	1.65	26.8	5.7	35
ZZ42512		0.30	0.010	60.5	2.44	44.7	<0.2	<10	80	1.22	599	0.18	21.6	48.6	1.4	86
ZZ42513		0.27	0.008	0.77	3.02	17.7	<0.2	<10	150	1.17	2.20	1.22	2.64	16.90	5.7	49
ZZ42522		0.31	0.003	1.11	1.89	23.1	<0.2	<10	120	0.72	6.59	0.29	2.20	20.9	4.8	28
ZZ45890		0.20	0.005	1.04	3.00	15.6	<0.2	<10	100	0.93	0.53	1.21	1.68	15.35	7.4	39
ZZ45891		0.17	0.003	1.09	3.00	12.1	<0.2	<10	110	0.81	0.50	1.27	1.31	14.90	10.3	40
ZZ45892		0.16	0.005	1.48	2.31	16.3	<0.2	<10	90	0.81	2.60	1.03	1.94	17.75	5.0	35
ZZ45893		0.17	0.003	0.82	2.79	16.8	<0.2	<10	100	1.05	0.82	1.24	5.54	16.95	10.5	33
ZZ45894		0.29	0.002	0.66	2.56	14.4	<0.2	<10	160	0.97	0.93	0.46	0.86	16.30	8.6	35
ZZ45895		0.24	0.002	0.48	2.22	14.2	<0.2	<10	130	0.87	0.74	0.82	1.31	14.95	9.7	32
ZZ45896		0.40	0.004	0.94	2.46	22.8	<0.2	<10	220	1.24	1.19	0.36	0.79	24.9	8.9	36
ZZ45897		0.26	0.003	0.67	2.25	21.4	<0.2	<10	230	0.96	0.67	0.69	1.19	17.80	8.5	42
ZZ45898		0.46	0.003	0.63	2.63	23.1	<0.2	<10	230	1.10	0.62	0.52	1.11	19.85	9.4	41
ZZ45899		0.34	0.003	0.73	2.49	13.7	<0.2	<10	200	1.06	0.54	0.56	1.05	22.0	9.6	40
ZZ45900		0.37	0.003	0.66	2.46	14.5	<0.2	<10	350	1.15	0.42	0.35	8.00	20.5	9.1	39
ZZ45901		0.24	0.003	0.40	2.19	15.6	<0.2	<10	170	0.93	0.38	0.31	2.35	18.35	7.9	30
ZZ45902		0.30	0.002	0.82	2.46	25.5	<0.2	<10	220	1.09	0.76	0.41	3.59	18.30	8.0	44
ZZ45903		0.34	0.006	8.99	2.57	67.5	<0.2	<10	170	0.98	3.17	0.90	3.76	25.9	8.3	47
ZZ45904		0.27	0.001	0.59	2.21	20.7	<0.2	<10	190	0.86	1.17	1.36	1.43	15.20	5.1	36
ZZ45905		0.25	0.002	0.77	2.60	22.0	<0.2	<10	160	0.93	1.22	0.45	1.95	14.20	7.3	36
ZZ45906		0.40	0.003	1.12	3.24	23.3	<0.2	<10	170	1.12	1.21	0.87	2.56	16.80	9.5	44
ZZ45907		0.31	0.002	0.73	2.85	11.6	<0.2	<10	160	0.96	0.54	0.69	0.99	15.80	9.1	40
ZZ45908		0.28	0.003	0.65	3.09	6.5	<0.2	<10	80	0.82	0.20	1.87	0.67	8.40	6.9	28
ZZ45909		0.28	0.003	0.60	2.38	14.9	<0.2	<10	200	0.84	1.07	0.48	1.01	20.6	8.2	33
ZZ45910		0.32	0.003	0.54	2.51	12.1	<0.2	<10	190	1.03	0.91	0.76	0.88	20.0	7.3	32
ZZ45911		0.37	0.005	0.83	1.55	16.5	<0.2	<10	150	0.49	1.00	0.57	0.86	15.40	4.9	25
ZZ45912		0.15	0.002	0.61	2.39	8.0	<0.2	<10	70	0.81	0.32	1.28	1.16	9.11	6.2	25
ZZ45913		0.35	0.003	0.93	2.00	22.2	<0.2	<10	80	0.99	0.31	0.64	0.79	26.9	7.1	28
ZZ45914		0.31	0.003	3.01	1.13	153.0	<0.2	<10	110	0.59	7.52	0.39	5.50	19.35	4.6	20
ZZ45915		0.30	0.003	2.08	2.40	24.5	<0.2	<10	160	1.09	3.97	0.36	3.03	17.25	7.1	35

***** See Appendix Page for comments regarding this certificate *****

ALS Canada Ltd.
2103 Dollarton Hwy
North Vancouver BC V7H 0A7
Phone: 604 984 0221 Fax: 604 984 0218 www.alsglobal.com

To: **SILVER RANGE RESOURCES LTD.**
C/O ARCHER, CATHRO & ASSOCIATES (1981) LIMITED
1016-510 W HASTINGS ST
VANCOUVER BC V6B 1L8

Finalized Date: 14-AUG-2012
Account: RANSIL

Project: Keg-Group 2

CERTIFICATE OF ANALYSIS WH12182383

Sample Description	Method	ME-MS41	ME-MS41	ME-MS41	ME-MS41	ME-MS41	ME-MS41	ME-MS41	ME-MS41	ME-MS41	ME-MS41	ME-MS41	ME-MS41	ME-MS41	ME-MS41	ME-MS41
	Analyte	Cs	Cu	Fe	Ga	Ge	Hf	Hg	In	K	La	Li	Mg	Mn	Mo	Na
	Units	ppm	ppm	%	ppm	ppm	ppm	ppm	ppm	%	ppm	ppm	%	ppm	ppm	%
	LOR	0.05	0.2	0.01	0.05	0.05	0.02	0.01	0.005	0.01	0.2	0.1	0.01	5	0.05	0.01
ZZ42501		4.75	23.7	2.77	9.18	0.08	0.10	0.06	0.284	0.13	10.2	20.6	1.46	323	1.89	<0.01
ZZ42502		4.42	15.5	3.17	7.77	0.07	0.09	0.03	0.139	0.21	8.8	16.9	1.27	308	1.94	0.02
ZZ42503		5.79	32.9	3.45	9.68	0.07	0.08	0.05	0.204	0.19	13.6	26.4	1.31	353	3.56	0.01
ZZ42504		4.86	31.5	3.09	8.39	0.07	0.05	0.04	0.117	0.18	12.1	19.5	1.09	486	3.49	0.01
ZZ42505		4.45	37.6	3.10	6.25	0.10	0.10	0.03	0.114	0.22	13.1	18.8	1.19	305	9.52	<0.01
ZZ42506		4.16	24.9	3.18	6.78	0.07	0.07	0.03	0.079	0.16	12.2	16.0	0.97	225	3.21	0.01
ZZ42507		5.42	33.3	2.80	10.70	0.09	0.08	0.08	0.052	0.15	19.5	23.6	1.16	461	3.06	<0.01
ZZ42508		5.68	21.8	3.05	9.55	0.12	0.14	0.04	0.202	0.26	9.6	22.6	1.66	358	1.81	0.01
ZZ42509		5.07	17.7	3.31	10.40	0.10	0.11	0.05	0.124	0.22	11.6	22.6	1.25	359	2.24	0.01
ZZ42510		3.98	12.4	2.50	9.89	0.06	0.06	0.05	0.078	0.14	8.9	19.8	0.99	231	1.94	<0.01
ZZ42511		4.81	25.9	3.23	7.99	0.08	0.05	0.04	0.080	0.12	15.7	17.7	0.85	212	4.58	0.01
ZZ42512		2.01	92.6	6.99	14.75	0.25	0.23	0.14	14.30	0.29	37.7	7.2	0.50	68	3.34	<0.01
ZZ42513		4.08	14.4	2.70	8.47	0.06	0.07	0.04	0.060	0.12	8.6	15.6	1.02	293	1.15	0.03
ZZ42522		3.14	19.6	2.66	5.14	0.07	0.14	0.02	0.079	0.15	11.5	13.8	0.87	199	2.09	0.01
ZZ45890		4.68	32.4	3.81	8.13	0.14	0.08	0.07	0.030	0.25	7.4	25.4	3.02	355	6.75	0.01
ZZ45891		5.01	24.8	3.25	8.46	0.13	0.08	0.08	0.029	0.23	7.2	28.2	3.21	580	5.21	<0.01
ZZ45892		3.47	28.7	2.58	6.92	0.10	0.09	0.08	0.037	0.18	8.8	21.7	2.19	243	5.04	<0.01
ZZ45893		3.92	28.6	3.05	7.66	0.13	0.13	0.06	0.038	0.21	8.5	23.6	2.48	389	4.26	0.01
ZZ45894		3.75	30.4	2.54	8.05	0.09	0.05	0.02	0.040	0.24	8.2	22.2	1.34	250	3.26	0.01
ZZ45895		2.89	25.7	2.09	6.53	0.05	0.08	0.03	0.030	0.12	7.2	18.0	1.14	324	3.13	0.01
ZZ45896		4.19	42.6	3.01	6.89	0.07	0.06	0.04	0.061	0.18	11.9	22.4	1.27	193	6.12	0.01
ZZ45897		3.64	32.0	2.62	7.23	0.06	0.04	0.05	0.047	0.20	9.6	22.0	1.10	219	5.15	0.01
ZZ45898		4.46	33.3	3.27	8.54	0.09	0.08	0.02	0.044	0.23	9.8	28.6	1.70	275	6.58	0.01
ZZ45899		6.46	30.0	2.77	7.67	0.07	0.07	0.06	0.039	0.16	11.3	22.8	1.17	438	3.81	0.01
ZZ45900		7.57	30.3	3.05	7.36	0.06	0.05	0.09	0.040	0.17	11.0	21.5	1.09	318	3.05	0.01
ZZ45901		4.37	27.7	2.47	7.30	0.05	0.03	0.04	0.030	0.11	9.3	20.1	1.11	309	2.39	0.01
ZZ45902		4.53	36.8	2.60	7.61	0.07	0.05	0.05	0.044	0.14	9.7	20.1	1.09	260	5.05	0.01
ZZ45903		4.26	35.3	2.49	7.90	0.10	0.08	0.06	0.066	0.14	13.5	22.0	1.55	366	4.40	0.01
ZZ45904		2.99	19.9	2.33	6.00	0.05	0.08	0.04	0.038	0.14	8.4	13.2	0.82	241	1.67	0.02
ZZ45905		3.49	20.7	2.27	7.62	0.06	0.05	0.03	0.044	0.12	7.2	22.0	1.76	322	2.61	0.01
ZZ45906		3.68	28.7	3.04	9.46	0.10	0.07	0.05	0.054	0.18	8.4	25.3	2.04	414	2.41	0.01
ZZ45907		3.18	20.3	2.34	8.58	0.07	0.04	0.07	0.037	0.15	7.4	23.6	1.85	381	3.25	<0.01
ZZ45908		2.65	19.8	2.63	8.94	0.15	0.10	0.02	0.028	0.41	3.3	23.9	3.51	390	1.07	0.02
ZZ45909		2.41	22.1	2.23	7.31	0.08	0.06	0.04	0.036	0.17	10.1	20.7	1.76	253	2.47	0.01
ZZ45910		2.49	24.6	2.13	7.94	0.11	0.12	0.03	0.037	0.27	9.6	19.2	2.05	275	1.62	0.01
ZZ45911		1.43	19.6	1.94	3.82	0.07	0.07	0.03	0.029	0.15	8.1	10.8	0.86	254	2.23	0.01
ZZ45912		2.73	30.0	2.18	6.09	0.13	0.09	0.04	0.020	0.15	4.6	15.6	2.37	414	1.58	0.01
ZZ45913		4.47	41.8	2.66	6.10	0.14	0.10	0.05	0.027	0.26	16.1	18.5	1.71	219	27.1	<0.01
ZZ45914		2.40	27.0	1.66	3.65	0.06	0.03	0.04	0.080	0.10	10.0	10.2	0.65	176	5.96	0.01
ZZ45915		4.38	24.6	2.28	6.82	0.07	0.03	0.08	0.078	0.11	9.3	19.7	0.87	210	2.85	<0.01

***** See Appendix Page for comments regarding this certificate *****

ALS Canada Ltd.
2103 Dollarton Hwy
North Vancouver BC V7H 0A7
Phone: 604 984 0221 Fax: 604 984 0218 www.alsglobal.com

To: **SILVER RANGE RESOURCES LTD.**
C/O ARCHER, CATHRO & ASSOCIATES (1981) LIMITED
1016-510 W HASTINGS ST
VANCOUVER BC V6B 1L8

Finalized Date: 14-AUG-2012
Account: RANSIL

Project: Keg-Group 2

CERTIFICATE OF ANALYSIS WH12182383

Sample Description	Method	ME-MS41	ME-MS41	ME-MS41	ME-MS41	ME-MS41	ME-MS41	ME-MS41	ME-MS41	ME-MS41	ME-MS41	ME-MS41	ME-MS41	ME-MS41	ME-MS41	ME-MS41
	Analyte	Nb	Ni	P	Pb	Rb	Re	S	Sb	Sc	Se	Sn	Sr	Ta	Te	Th
	Units	ppm	ppm	ppm	ppm	ppm	ppm	%	ppm	ppm	ppm	ppm	ppm	ppm	ppm	ppm
	LOR	0.05	0.2	10	0.2	0.1	0.001	0.01	0.05	0.1	0.2	0.2	0.2	0.01	0.01	0.2
ZZ42501		2.19	37.9	720	50.2	26.0	<0.001	0.06	10.05	3.6	1.7	14.0	49.1	0.01	0.14	3.0
ZZ42502		2.36	38.4	500	37.0	27.8	<0.001	0.04	6.60	3.6	1.2	5.0	82.7	0.01	0.09	4.6
ZZ42503		2.41	56.4	820	42.3	35.2	<0.001	0.07	7.54	4.4	2.2	4.8	74.2	0.01	0.15	4.7
ZZ42504		2.08	47.3	810	35.2	28.5	0.001	0.06	5.24	3.5	1.7	2.8	52.1	0.01	0.10	2.9
ZZ42505		1.29	55.7	1090	32.6	23.5	0.001	0.06	12.90	3.4	2.6	2.3	44.2	<0.01	0.12	5.0
ZZ42506		2.15	45.3	780	30.7	26.6	0.001	0.03	3.89	3.8	1.4	1.2	65.9	0.01	0.07	5.0
ZZ42507		3.06	37.1	680	22.5	31.5	<0.001	0.04	2.75	5.5	2.2	1.1	34.7	0.01	0.07	4.5
ZZ42508		2.52	51.1	630	50.8	32.6	<0.001	0.05	3.25	4.9	1.7	1.2	81.2	0.01	0.10	6.2
ZZ42509		3.70	42.6	780	52.9	29.4	<0.001	0.05	4.60	5.4	1.6	1.5	65.0	0.01	0.10	6.0
ZZ42510		3.09	34.7	520	36.6	24.7	<0.001	0.04	2.14	4.4	0.9	1.2	38.4	0.01	0.08	3.3
ZZ42511		2.31	44.1	820	67.5	17.7	0.001	0.10	12.85	3.0	2.7	14.4	62.0	0.01	0.11	2.1
ZZ42512		2.03	6.0	870	730	18.0	<0.001	0.38	36.6	7.7	23.2	14.7	414	0.01	1.75	11.6
ZZ42513		1.79	30.8	690	20.3	23.3	<0.001	0.08	1.58	3.5	0.8	0.8	94.1	0.01	0.07	2.4
ZZ42522		1.73	27.9	630	54.6	23.2	<0.001	0.04	8.87	3.3	1.4	7.7	52.8	<0.01	0.12	5.5
ZZ45890		1.10	38.0	1100	15.3	27.1	0.005	0.24	2.88	3.3	4.4	0.6	35.7	<0.01	0.05	3.1
ZZ45891		1.14	35.8	1080	15.3	29.0	0.003	0.21	2.46	3.6	3.2	0.6	37.8	<0.01	0.05	3.0
ZZ45892		1.09	30.8	940	21.3	22.8	0.003	0.25	4.41	2.9	3.4	1.1	32.4	<0.01	0.09	2.5
ZZ45893		1.05	46.0	870	19.8	27.6	0.006	0.17	3.42	3.5	3.5	1.1	39.4	<0.01	0.06	3.0
ZZ45894		1.30	43.5	850	21.2	27.4	0.001	0.08	4.34	3.4	1.5	3.0	50.8	<0.01	0.06	2.9
ZZ45895		0.86	38.9	1080	16.8	18.5	0.001	0.10	2.98	2.4	1.8	1.0	37.4	<0.01	0.04	1.7
ZZ45896		1.36	46.2	750	25.0	26.0	0.001	0.07	5.60	3.5	2.4	1.6	47.6	<0.01	0.07	3.9
ZZ45897		1.44	49.2	960	18.6	25.3	0.001	0.09	4.15	3.3	2.1	1.0	54.8	<0.01	0.07	2.4
ZZ45898		1.34	53.3	1070	24.7	24.8	0.001	0.08	5.65	3.9	2.4	1.5	51.0	<0.01	0.06	4.8
ZZ45899		1.35	41.0	740	17.2	28.1	0.001	0.06	3.24	3.5	1.6	1.0	38.7	<0.01	0.05	3.5
ZZ45900		1.53	44.8	750	19.6	24.6	0.001	0.07	3.60	3.7	1.3	1.2	48.9	0.01	0.05	3.7
ZZ45901		1.09	42.0	810	19.1	15.1	<0.001	0.07	3.04	2.8	1.0	0.8	34.6	<0.01	0.04	1.6
ZZ45902		1.57	66.7	760	24.4	20.4	0.001	0.04	7.72	3.5	2.0	2.6	60.3	<0.01	0.06	3.4
ZZ45903		1.36	56.8	810	215	20.9	0.004	0.06	68.0	3.5	3.2	54.0	56.1	<0.01	0.22	3.2
ZZ45904		1.33	30.2	600	14.9	20.8	0.001	0.08	3.86	2.9	1.2	1.7	61.4	<0.01	0.05	2.5
ZZ45905		1.02	47.9	780	21.2	16.5	<0.001	0.05	3.56	2.8	1.0	3.4	37.8	<0.01	0.05	1.8
ZZ45906		1.22	51.5	700	26.0	25.2	<0.001	0.05	4.78	4.0	1.4	3.4	46.6	<0.01	0.06	4.2
ZZ45907		1.17	44.5	670	19.0	20.5	0.001	0.06	2.65	3.3	1.5	1.2	38.0	<0.01	0.04	2.7
ZZ45908		1.22	34.2	290	13.9	30.4	<0.001	0.03	1.78	4.8	0.6	1.0	60.9	<0.01	0.05	3.5
ZZ45909		1.68	42.7	630	17.6	23.0	<0.001	0.03	2.59	3.9	1.1	1.3	30.4	<0.01	0.05	3.7
ZZ45910		1.99	35.0	480	14.6	31.4	<0.001	0.03	2.76	4.7	1.0	1.1	43.5	<0.01	0.04	4.8
ZZ45911		0.90	29.6	1010	17.5	15.3	0.003	0.03	4.41	2.0	1.1	1.5	25.4	<0.01	0.06	3.0
ZZ45912		0.65	27.5	720	10.8	17.4	0.004	0.15	1.64	2.7	2.7	0.5	38.5	<0.01	0.03	1.7
ZZ45913		0.69	75.0	720	26.8	24.4	0.005	0.19	5.70	3.1	11.6	0.7	84.9	<0.01	0.15	3.8
ZZ45914		0.42	29.7	1160	107.0	13.5	0.002	0.12	36.9	0.8	3.0	17.0	37.1	<0.01	0.31	0.3
ZZ45915		1.45	42.5	1090	25.4	20.3	0.002	0.07	5.31	2.0	2.0	3.6	50.8	<0.01	0.08	1.4

***** See Appendix Page for comments regarding this certificate *****

ALS Canada Ltd.
2103 Dollarton Hwy
North Vancouver BC V7H 0A7
Phone: 604 984 0221 Fax: 604 984 0218 www.alsglobal.com

To: **SILVER RANGE RESOURCES LTD.**
C/O ARCHER, CATHRO & ASSOCIATES (1981) LIMITED
1016-510 W HASTINGS ST
VANCOUVER BC V6B 1L8

Finalized Date: 14-AUG-2012
Account: RANSIL

Project: Keg-Group 2

CERTIFICATE OF ANALYSIS WH12182383

Sample Description	Method	ME-MS41	ME-MS41	ME-MS41	ME-MS41	ME-MS41	ME-MS41	ME-MS41	ME-MS41
	Analyte	Ti	Tl	U	V	W	Y	Zn	Zr
	Units	%	ppm	ppm	ppm	ppm	ppm	ppm	ppm
	LOR	0.005	0.02	0.05	1	0.05	0.05	2	0.5
ZZ42501		0.060	0.40	1.71	203	0.33	8.94	1000	4.0
ZZ42502		0.069	0.33	1.38	174	0.27	8.37	684	4.2
ZZ42503		0.068	0.48	2.12	169	0.39	12.80	848	3.2
ZZ42504		0.065	0.48	2.06	152	0.28	11.55	488	1.6
ZZ42505		0.064	0.52	2.31	143	0.27	11.30	1310	5.7
ZZ42506		0.075	0.44	1.87	130	0.29	10.80	538	2.8
ZZ42507		0.084	0.59	3.22	180	0.35	25.0	241	2.7
ZZ42508		0.074	0.49	1.66	207	0.27	13.85	1500	6.0
ZZ42509		0.090	0.41	1.52	222	0.36	10.90	476	4.9
ZZ42510		0.082	0.41	1.23	199	0.32	7.93	272	2.5
ZZ42511		0.085	0.63	1.84	133	0.38	9.11	265	1.8
ZZ42512		0.105	0.42	4.22	293	9.23	4.34	1200	12.6
ZZ42513		0.053	0.33	1.16	191	0.26	8.23	255	2.7
ZZ42522		0.086	0.39	1.45	93	0.44	9.54	222	7.1
ZZ45890		0.057	0.34	3.31	87	0.17	13.05	259	3.0
ZZ45891		0.061	0.32	2.71	84	0.16	10.45	221	3.1
ZZ45892		0.050	0.26	3.27	90	0.18	11.55	127	3.2
ZZ45893		0.055	0.38	2.25	77	0.13	13.75	425	4.9
ZZ45894		0.073	0.39	1.56	90	0.42	6.94	283	1.8
ZZ45895		0.043	0.26	1.77	81	0.16	7.11	197	2.7
ZZ45896		0.057	0.40	3.11	92	0.21	14.80	291	2.0
ZZ45897		0.055	0.33	1.87	116	0.19	8.31	285	1.5
ZZ45898		0.055	0.45	2.14	99	0.21	11.55	393	3.4
ZZ45899		0.053	0.37	2.40	99	0.21	10.30	240	2.2
ZZ45900		0.059	0.34	1.96	104	0.31	10.65	784	1.7
ZZ45901		0.056	0.25	1.31	103	0.22	7.34	379	1.0
ZZ45902		0.056	0.39	2.00	145	0.20	10.15	695	2.0
ZZ45903		0.051	0.37	1.94	137	0.21	11.75	549	3.0
ZZ45904		0.042	0.25	1.51	127	0.16	8.72	220	3.3
ZZ45905		0.049	0.33	1.46	99	0.22	7.90	464	1.6
ZZ45906		0.050	0.27	2.30	109	0.18	10.65	437	2.8
ZZ45907		0.047	0.26	1.64	93	0.16	8.50	394	1.6
ZZ45908		0.084	0.27	0.99	50	0.20	8.04	92	4.8
ZZ45909		0.074	0.27	1.67	72	0.26	9.63	261	2.4
ZZ45910		0.082	0.25	1.72	65	0.34	11.85	143	5.4
ZZ45911		0.053	0.16	1.09	66	0.35	5.47	211	2.6
ZZ45912		0.055	0.25	1.77	55	0.10	7.06	120	3.3
ZZ45913		0.041	0.67	3.02	144	0.21	8.68	112	4.1
ZZ45914		0.019	0.30	1.61	64	0.20	8.55	211	0.8
ZZ45915		0.040	0.35	1.95	121	0.26	7.33	522	0.9

***** See Appendix Page for comments regarding this certificate *****

ALS Canada Ltd.
2103 Dollarton Hwy
North Vancouver BC V7H 0A7
Phone: 604 984 0221 Fax: 604 984 0218 www.alsglobal.com

To: **SILVER RANGE RESOURCES LTD.**
C/O ARCHER, CATHRO & ASSOCIATES (1981) LIMITED
1016-510 W HASTINGS ST
VANCOUVER BC V6B 1L8

Finalized Date: 14-AUG-2012
Account: RANSIL

Project: Keg-Group 2

CERTIFICATE OF ANALYSIS WH12182383

Sample Description	Method	WEI-21	Au-ICP21	ME-MS41	ME-MS41	ME-MS41	ME-MS41	ME-MS41	ME-MS41	ME-MS41	ME-MS41	ME-MS41	ME-MS41	ME-MS41	ME-MS41	ME-MS41
	Analyte	Recvd Wt.	Au	Ag	Al	As	Au	B	Ba	Be	Bi	Ca	Cd	Ce	Co	Cr
	Units	kg	ppm	ppm	%	ppm	ppm	ppm	ppm	ppm	ppm	%	ppm	ppm	ppm	ppm
	LOR	0.02	0.001	0.01	0.01	0.1	0.2	10	10	0.05	0.01	0.01	0.01	0.02	0.1	1
ZZ45916		0.40	0.004	1.35	2.44	36.6	<0.2	<10	210	0.94	5.66	0.34	1.72	21.1	6.0	37
ZZ45917		0.41	0.003	1.79	2.17	37.4	<0.2	<10	170	1.14	7.41	0.33	3.62	21.4	8.5	34
ZZ45918		0.38	0.002	2.33	2.78	22.7	<0.2	<10	170	1.31	7.99	0.80	7.43	19.00	7.9	42
ZZ45919		0.35	0.002	1.36	2.36	31.2	<0.2	<10	120	1.68	2.62	0.83	9.58	18.85	8.6	28
ZZ45920		0.39	0.003	2.61	2.11	25.9	<0.2	<10	160	1.15	6.61	1.20	11.20	19.30	7.0	35
ZZ45921		0.43	0.002	4.27	2.50	45.1	<0.2	<10	160	1.34	9.83	1.06	20.8	22.1	7.3	40
ZZ45922		0.36	0.002	1.94	2.58	33.0	<0.2	<10	170	1.36	2.76	0.87	8.50	22.5	7.6	43
ZZ45923		0.38	0.002	0.71	2.51	15.5	<0.2	<10	240	1.13	1.10	1.16	1.59	19.55	5.5	43
ZZ45924		0.39	0.003	2.33	2.36	28.6	<0.2	<10	130	1.37	3.91	0.29	4.62	18.15	5.3	40
ZZ45925		0.31	0.002	3.97	3.26	19.9	<0.2	<10	80	1.45	12.30	0.55	10.15	16.00	5.5	52
ZZ45926		0.35	0.002	5.21	3.14	37.1	<0.2	<10	160	1.17	9.23	0.19	8.81	19.70	12.5	49

***** See Appendix Page for comments regarding this certificate *****

ALS Canada Ltd.
2103 Dollarton Hwy
North Vancouver BC V7H 0A7
Phone: 604 984 0221 Fax: 604 984 0218 www.alsglobal.com

To: **SILVER RANGE RESOURCES LTD.**
C/O ARCHER, CATHRO & ASSOCIATES (1981) LIMITED
1016-510 W HASTINGS ST
VANCOUVER BC V6B 1L8

Finalized Date: 14-AUG-2012
Account: RANSIL

Project: Keg-Group 2

CERTIFICATE OF ANALYSIS WH12182383

Sample Description	Method	ME-MS41	ME-MS41	ME-MS41	ME-MS41	ME-MS41	ME-MS41	ME-MS41	ME-MS41	ME-MS41	ME-MS41	ME-MS41	ME-MS41	ME-MS41	ME-MS41	ME-MS41
	Analyte	Cs	Cu	Fe	Ga	Ge	Hf	Hg	In	K	La	Li	Mg	Mn	Mo	Na
	Units	ppm	ppm	%	ppm	ppm	ppm	ppm	ppm	%	ppm	ppm	%	ppm	ppm	%
	LOR	0.05	0.2	0.01	0.05	0.05	0.02	0.01	0.005	0.01	0.2	0.1	0.01	5	0.05	0.01
ZZ45916		4.23	19.2	2.98	6.79	0.07	0.10	0.04	0.103	0.13	11.4	18.0	0.94	151	3.20	<0.01
ZZ45917		3.78	23.8	3.76	6.22	0.08	0.04	0.03	0.131	0.11	11.3	16.4	0.82	219	3.21	<0.01
ZZ45918		3.81	26.6	2.84	6.44	0.08	0.09	0.05	0.133	0.14	10.8	16.8	1.21	463	2.21	0.01
ZZ45919		7.09	23.6	2.80	5.95	0.08	0.10	0.05	0.057	0.22	10.2	20.4	1.34	362	2.30	0.01
ZZ45920		3.85	40.0	2.17	5.83	0.11	0.09	0.07	0.119	0.13	10.5	15.9	0.85	240	1.81	0.02
ZZ45921		4.31	45.0	2.49	7.20	0.14	0.09	0.10	0.270	0.12	12.7	17.0	0.98	274	1.89	0.01
ZZ45922		4.53	25.3	3.01	6.93	0.12	0.10	0.05	0.092	0.13	12.6	20.5	1.34	330	1.69	0.03
ZZ45923		3.42	17.7	2.42	6.40	0.09	0.10	0.05	0.035	0.13	10.1	14.9	0.89	270	1.30	0.02
ZZ45924		3.94	15.7	2.45	6.12	0.10	0.08	0.11	0.086	0.21	10.6	13.9	0.78	211	3.07	0.01
ZZ45925		4.21	18.9	2.43	8.65	0.11	0.08	0.10	0.281	0.17	8.3	16.7	1.11	208	1.58	<0.01
ZZ45926		4.44	20.7	3.17	8.64	0.10	0.06	0.08	0.232	0.11	10.1	23.6	1.27	429	2.27	<0.01

***** See Appendix Page for comments regarding this certificate *****

ALS Canada Ltd.
2103 Dollarton Hwy
North Vancouver BC V7H 0A7
Phone: 604 984 0221 Fax: 604 984 0218 www.alsglobal.com

To: **SILVER RANGE RESOURCES LTD.**
C/O ARCHER, CATHRO & ASSOCIATES (1981) LIMITED
1016-510 W HASTINGS ST
VANCOUVER BC V6B 1L8

Finalized Date: 14-AUG-2012
Account: RANSIL

Project: Keg-Group 2

CERTIFICATE OF ANALYSIS WH12182383

Sample Description	Method	ME-MS41	ME-MS41	ME-MS41	ME-MS41	ME-MS41	ME-MS41	ME-MS41	ME-MS41	ME-MS41	ME-MS41	ME-MS41	ME-MS41	ME-MS41	ME-MS41	ME-MS41
	Analyte	Nb	Ni	P	Pb	Rb	Re	S	Sb	Sc	Se	Sn	Sr	Ta	Te	Th
	Units	ppm	ppm	ppm	ppm	ppm	ppm	%	ppm	ppm	ppm	ppm	ppm	ppm	ppm	ppm
	LOR	0.05	0.2	10	0.2	0.1	0.001	0.01	0.05	0.1	0.2	0.2	0.2	0.01	0.01	0.2
ZZ45916		2.47	43.8	780	37.9	23.0	0.002	0.02	5.31	3.6	1.8	4.8	53.7	<0.01	0.09	5.3
ZZ45917		1.96	41.2	660	37.9	20.7	0.001	0.04	6.61	3.3	2.4	5.0	52.0	<0.01	0.10	3.4
ZZ45918		1.51	36.6	880	40.5	23.5	0.002	0.08	5.53	3.3	1.8	4.8	56.6	<0.01	0.10	3.1
ZZ45919		4.10	60.0	790	44.9	31.0	0.001	0.05	5.48	2.8	1.8	6.0	82.8	0.02	0.06	7.9
ZZ45920		1.68	46.0	690	48.2	25.1	0.001	0.11	5.48	3.7	3.1	5.0	62.7	0.01	0.08	2.4
ZZ45921		1.50	45.7	860	86.5	21.9	0.001	0.13	9.43	3.4	3.3	11.5	44.5	0.01	0.12	2.1
ZZ45922		1.70	48.2	520	51.7	23.4	<0.001	0.08	5.05	4.4	1.4	7.1	56.8	<0.01	0.06	3.2
ZZ45923		1.68	29.9	580	18.2	22.7	0.001	0.06	1.97	3.3	0.8	1.3	63.2	0.01	0.07	2.5
ZZ45924		3.11	39.0	580	70.8	25.1	0.002	0.07	9.17	3.1	1.7	6.5	41.7	0.01	0.12	4.5
ZZ45925		3.25	35.1	710	117.0	25.3	0.001	0.08	3.97	4.1	2.2	1.7	58.1	0.01	0.16	4.0
ZZ45926		3.01	47.7	560	41.8	23.3	0.001	0.04	5.61	4.2	2.0	7.3	27.4	0.01	0.10	4.2

***** See Appendix Page for comments regarding this certificate *****

ALS Canada Ltd.
2103 Dollarton Hwy
North Vancouver BC V7H 0A7
Phone: 604 984 0221 Fax: 604 984 0218 www.alsglobal.com

To: **SILVER RANGE RESOURCES LTD.**
C/ O ARCHER, CATHRO & ASSOCIATES (1981) LIMITED
1016- 510 W HASTINGS ST
VANCOUVER BC V6B 1L8

Finalized Date: 14- AUG- 2012
Account: RANSIL

Project: Keg- Group 2

CERTIFICATE OF ANALYSIS WH12182383

Sample Description	Method	ME- MS41	ME- MS41	ME- MS41	ME- MS41	ME- MS41	ME- MS41	ME- MS41	ME- MS41
	Analyte	Ti	Tl	U	V	W	Y	Zn	Zr
	Units	%	ppm	ppm	ppm	ppm	ppm	ppm	ppm
	LOR	0.005	0.02	0.05	1	0.05	0.05	2	0.5
ZZ45916		0.068	0.40	1.62	133	0.42	8.05	474	3.0
ZZ45917		0.055	0.34	1.66	125	0.35	8.11	812	1.9
ZZ45918		0.052	0.34	2.34	159	0.21	12.05	760	3.4
ZZ45919		0.037	0.38	2.22	124	0.27	15.05	2300	3.4
ZZ45920		0.046	0.32	2.13	133	0.30	13.50	616	3.4
ZZ45921		0.045	0.41	3.29	151	0.26	16.45	1060	3.0
ZZ45922		0.055	0.30	1.93	172	0.24	15.35	887	3.5
ZZ45923		0.051	0.29	1.63	162	0.28	9.79	188	3.2
ZZ45924		0.086	0.62	1.81	158	0.31	8.74	519	3.2
ZZ45925		0.081	0.44	1.45	215	0.42	7.85	717	3.3
ZZ45926		0.096	0.40	1.73	205	0.38	9.58	1340	2.4

***** See Appendix Page for comments regarding this certificate *****

ALS Canada Ltd.
2103 Dollarton Hwy
North Vancouver BC V7H 0A7
Phone: 604 984 0221 Fax: 604 984 0218 www.alsglobal.com

To: **SILVER RANGE RESOURCES LTD.**
C/O ARCHER, CATHRO & ASSOCIATES (1981) LIMITED
1016-510 W HASTINGS ST
VANCOUVER BC V6B 1L8

Finalized Date: 14-AUG-2012
Account: RANSIL

Project: Keg-Group 2

CERTIFICATE OF ANALYSIS WH12182383

Method	CERTIFICATE COMMENTS
ME-MS41	Gold determinations by this method are semi-quantitative due to the small sample weight used (0.5g).

ALS Canada Ltd.

2103 Dollarton Hwy
North Vancouver BC V7H 0A7
Phone: 604 984 0221 Fax: 604 984 0218 www.alsglobal.com

To: **SILVER RANGE RESOURCES LTD.**
C/O ARCHER, CATHRO & ASSOCIATES (1981) LIMITED
1016-510 W HASTINGS ST
VANCOUVER BC V6B 1L8

Finalized Date: 14-AUG-2012
Account: RANSIL

CERTIFICATE WH12182384

Project: Keg-Group 2

P.O. No.:

This report is for 77 Soil samples submitted to our lab in Whitehorse, YT, Canada on 6-AUG-2012.

The following have access to data associated with this certificate:

MATT DUMALA	JOAN MARIACHER	

SAMPLE PREPARATION

ALS CODE	DESCRIPTION
WEI-21	Received Sample Weight
LOG-22	Sample login - Rcd w/o BarCode
SCR-41	Screen to -180um and save both

ANALYTICAL PROCEDURES

ALS CODE	DESCRIPTION	INSTRUMENT
Au-ICP21	Au 30g FA ICP-AES Finish	ICP-AES
ME-MS41	51 anal. aqua regia ICPMS	

To: **SILVER RANGE RESOURCES LTD.**
ATTN: JOAN MARIACHER
C/O ARCHER, CATHRO & ASSOCIATES (1981) LIMITED
1016-510 W HASTINGS ST
VANCOUVER BC V6B 1L8

This is the Final Report and supersedes any preliminary report with this certificate number. Results apply to samples as submitted. All pages of this report have been checked and approved for release.

***** See Appendix Page for comments regarding this certificate *****

Signature:

Colin Ramshaw, Vancouver Laboratory Manager

ALS Canada Ltd.
2103 Dollarton Hwy
North Vancouver BC V7H 0A7
Phone: 604 984 0221 Fax: 604 984 0218 www.alsglobal.com

To: **SILVER RANGE RESOURCES LTD.**
C/O ARCHER, CATHRO & ASSOCIATES (1981) LIMITED
1016-510 W HASTINGS ST
VANCOUVER BC V6B 1L8

Finalized Date: 14-AUG-2012
Account: RANSIL

Project: Keg-Group 2

CERTIFICATE OF ANALYSIS WH12182384

Sample Description	Method	WEI-21	Au-ICP21	ME-MS41	ME-MS41	ME-MS41	ME-MS41	ME-MS41	ME-MS41	ME-MS41	ME-MS41	ME-MS41	ME-MS41	ME-MS41	ME-MS41	ME-MS41
	Analyte	Recvd Wt.	Au	Ag	Al	As	Au	B	Ba	Be	Bi	Ca	Cd	Ce	Co	Cr
	Units	kg	ppm	ppm	%	ppm	ppm	ppm	ppm	ppm	ppm	%	ppm	ppm	ppm	ppm
	LOR	0.02	0.001	0.01	0.01	0.1	0.2	10	10	0.05	0.01	0.01	0.01	0.02	0.1	1
ZZ13851		0.14	0.004	0.62	1.11	17.5	<0.2	<10	420	0.62	0.44	1.27	1.18	24.9	8.0	20
ZZ13852		0.35	0.004	0.40	0.89	19.4	<0.2	<10	750	0.49	0.38	0.36	0.30	23.0	5.2	17
ZZ13853		0.11	0.007	0.88	0.64	3.9	<0.2	<10	370	0.33	0.10	0.56	0.49	16.90	2.0	9
ZZ13854		0.21	0.005	0.67	1.38	14.3	<0.2	<10	410	0.65	0.52	1.34	0.76	27.7	6.5	25
ZZ13855		0.19	0.005	0.73	0.95	6.5	<0.2	<10	350	0.40	0.27	1.19	0.86	15.80	5.8	15
ZZ13856		0.15	0.003	0.67	1.48	18.8	<0.2	<10	560	0.58	0.32	0.65	0.72	26.5	6.2	22
ZZ13857		0.28	0.002	0.29	1.59	18.2	<0.2	<10	170	0.28	0.30	0.47	0.09	11.45	3.9	28
ZZ13858		0.11	0.014	0.09	0.64	1.3	<0.2	<10	200	0.10	0.03	3.47	0.49	3.61	1.6	4
ZZ13859		0.16	0.031	0.43	0.77	3.4	<0.2	<10	330	0.29	0.14	2.48	0.48	12.45	4.9	13
ZZ13860		0.12	0.008	0.20	0.88	3.8	<0.2	<10	420	0.27	0.12	1.82	0.54	16.15	5.8	20
ZZ13861		0.33	0.003	0.13	2.67	9.6	<0.2	<10	310	0.87	0.19	0.70	0.16	16.95	5.7	56
ZZ13862		0.21	0.002	0.07	2.13	12.8	<0.2	<10	210	0.72	0.20	0.56	0.32	14.75	7.2	41
ZZ13863		0.27	0.004	0.48	1.27	11.7	<0.2	<10	340	0.50	0.27	0.93	0.45	19.70	6.1	26
ZZ13865		0.19	0.004	0.55	1.24	8.2	<0.2	<10	400	0.48	0.22	1.98	0.50	17.70	5.6	22
ZZ13866		0.17	0.002	0.17	0.87	3.3	<0.2	<10	170	0.38	0.07	1.86	0.38	8.11	3.0	13
ZZ13867		0.24	0.003	0.29	1.03	6.3	<0.2	<10	260	0.32	0.22	1.45	0.27	13.50	4.7	19
ZZ13868		0.18	0.004	0.57	1.02	10.0	<0.2	<10	470	0.32	0.29	0.39	0.44	23.9	2.4	17
ZZ13869		0.32	0.002	0.22	0.67	4.5	<0.2	<10	160	0.16	0.18	0.15	0.21	20.7	1.3	13
ZZ13870		0.12	0.005	0.21	0.47	3.5	<0.2	<10	190	0.21	0.09	0.27	0.36	10.35	1.2	8
ZZ13871		0.11	0.003	0.39	0.95	4.4	<0.2	<10	280	0.32	0.31	0.61	0.36	17.95	4.6	14
ZZ13872		0.21	0.001	0.16	0.61	4.7	<0.2	<10	120	0.08	0.20	0.33	0.48	16.70	1.9	12
ZZ13873		0.16	0.003	1.10	0.81	5.1	<0.2	<10	530	0.34	0.14	0.75	0.30	14.20	6.3	12
ZZ13874		0.19	0.006	0.78	1.24	11.2	<0.2	<10	720	0.47	0.28	0.78	0.97	24.9	8.1	22
ZZ13875		0.24	0.001	0.75	1.98	34.1	<0.2	<10	770	0.87	0.37	0.57	0.52	26.1	9.4	39
ZZ13876		0.28	0.001	0.42	1.40	14.0	<0.2	<10	910	0.56	0.29	0.29	0.82	22.9	13.8	24
ZZ13877		0.35	0.001	0.69	0.77	7.9	<0.2	<10	190	0.13	0.17	0.16	0.42	13.75	3.5	12
ZZ13878		0.26	0.007	1.00	1.25	8.3	<0.2	<10	320	0.49	0.24	0.39	0.57	30.0	8.2	24
DD006101		0.34	0.003	0.50	2.09	18.3	<0.2	<10	460	0.75	0.33	1.42	1.13	22.0	10.6	58
DD006102		0.16	0.002	0.33	1.76	8.1	<0.2	<10	270	0.79	0.20	1.44	0.46	18.10	5.6	38
DD006103		0.12	0.003	0.43	1.32	11.6	<0.2	<10	540	0.71	0.25	1.04	0.56	24.9	5.2	25
DD006104		0.13	0.001	0.20	1.26	4.7	<0.2	<10	260	0.28	0.15	0.34	0.23	11.50	4.6	27
DD006105		0.23	0.001	0.25	2.44	8.1	<0.2	<10	100	1.23	0.17	2.53	0.25	18.30	5.6	44
DD006106		0.20	0.005	0.54	1.09	11.4	<0.2	<10	440	0.48	0.22	1.27	1.05	22.5	6.6	21
DD006107		0.20	0.003	0.35	1.65	12.1	<0.2	<10	230	0.68	0.17	1.24	0.42	13.35	5.7	28
DD006108		0.12	0.006	1.10	1.94	16.9	<0.2	<10	330	0.82	0.32	1.48	0.52	21.7	8.4	37
DD006109		0.21	0.002	0.86	0.67	7.0	<0.2	<10	140	0.13	0.22	0.09	0.22	17.85	2.1	10
DD006110		0.27	0.002	1.08	1.69	18.5	<0.2	<10	180	0.30	0.29	0.10	0.25	20.1	4.7	26
DD006111		0.28	0.002	0.57	0.59	10.4	<0.2	<10	150	0.11	0.22	0.05	0.16	23.5	1.9	10
DD006112		0.27	0.002	0.31	0.54	18.0	<0.2	<10	90	0.13	0.29	0.05	0.11	20.5	2.0	12
DD006113		0.26	0.008	0.42	1.05	47.3	<0.2	<10	140	0.30	0.35	0.02	0.12	16.60	2.8	19

***** See Appendix Page for comments regarding this certificate *****

ALS Canada Ltd.
2103 Dollarton Hwy
North Vancouver BC V7H 0A7
Phone: 604 984 0221 Fax: 604 984 0218 www.alsglobal.com

To: **SILVER RANGE RESOURCES LTD.**
C/O ARCHER, CATHRO & ASSOCIATES (1981) LIMITED
1016-510 W HASTINGS ST
VANCOUVER BC V6B 1L8

Finalized Date: 14-AUG-2012
Account: RANSIL

Project: Keg-Group 2

CERTIFICATE OF ANALYSIS WH12182384

Sample Description	Method	ME-MS41	ME-MS41	ME-MS41	ME-MS41	ME-MS41	ME-MS41	ME-MS41	ME-MS41	ME-MS41	ME-MS41	ME-MS41	ME-MS41	ME-MS41	ME-MS41	ME-MS41
	Analyte	Cs	Cu	Fe	Ga	Ge	Hf	Hg	In	K	La	Li	Mg	Mn	Mo	Na
	Units	ppm	ppm	%	ppm	ppm	ppm	ppm	ppm	%	ppm	ppm	%	ppm	ppm	%
	LOR	0.05	0.2	0.01	0.05	0.05	0.02	0.01	0.005	0.01	0.2	0.1	0.01	5	0.05	0.01
ZZ13851		2.42	31.6	1.93	3.29	0.07	0.08	0.08	0.026	0.15	12.9	13.3	0.39	231	1.16	0.02
ZZ13852		1.86	27.3	1.73	2.65	0.06	0.06	0.06	0.027	0.08	12.7	13.3	0.35	114	3.50	<0.01
ZZ13853		0.95	113.5	0.75	1.73	0.05	<0.02	0.16	0.020	0.04	8.9	3.0	0.11	70	0.82	0.02
ZZ13854		1.56	76.9	2.22	4.11	0.06	0.04	0.11	0.037	0.08	15.2	13.9	0.39	144	1.00	0.01
ZZ13855		1.01	98.5	1.35	2.83	<0.05	0.03	0.11	0.023	0.05	8.2	7.3	0.20	406	1.15	0.02
ZZ13856		1.81	80.2	2.07	3.97	0.05	0.03	0.11	0.037	0.07	15.1	17.5	0.36	204	1.36	0.01
ZZ13857		2.62	9.7	2.13	7.25	<0.05	0.04	0.04	0.027	0.08	6.2	20.0	0.35	78	2.53	0.01
ZZ13858		0.13	22.4	0.47	1.04	<0.05	0.06	0.09	0.005	0.01	1.8	0.4	0.04	18	4.49	0.02
ZZ13859		1.02	27.6	1.08	2.50	<0.05	0.04	0.08	0.021	0.05	6.3	5.3	0.21	169	0.50	0.01
ZZ13860		0.52	19.3	1.54	2.68	<0.05	0.03	0.08	0.014	0.05	8.0	8.9	0.35	193	0.29	0.02
ZZ13861		2.79	10.2	2.05	6.56	0.05	0.08	0.03	0.021	0.06	7.5	26.1	0.90	196	1.03	0.02
ZZ13862		2.27	17.9	2.15	5.58	<0.05	0.16	0.02	0.024	0.06	7.4	14.5	0.55	468	0.87	0.02
ZZ13863		1.57	17.8	1.79	3.47	0.05	0.05	0.08	0.027	0.08	9.8	14.8	0.42	318	1.72	0.01
ZZ13865		1.49	28.6	1.62	3.02	0.05	0.06	0.09	0.025	0.09	9.2	14.0	0.36	201	0.79	0.01
ZZ13866		0.93	17.7	0.91	2.20	<0.05	0.03	0.04	0.012	0.04	4.3	5.6	0.17	149	0.38	0.02
ZZ13867		1.09	16.9	1.31	3.08	<0.05	0.04	0.05	0.018	0.06	7.2	9.4	0.30	184	0.62	0.02
ZZ13868		2.13	31.9	1.19	3.78	<0.05	<0.02	0.09	0.023	0.08	12.9	7.4	0.20	52	0.93	0.01
ZZ13869		1.67	11.5	0.74	4.35	<0.05	<0.02	0.05	0.012	0.07	10.9	4.8	0.17	51	0.75	<0.01
ZZ13870		1.10	14.9	0.81	1.97	<0.05	<0.02	0.04	0.010	0.04	5.8	2.1	0.07	24	0.57	0.01
ZZ13871		1.04	42.3	1.06	3.03	<0.05	0.02	0.08	0.021	0.05	9.3	6.6	0.19	400	0.60	0.02
ZZ13872		0.80	8.2	1.69	3.23	<0.05	<0.02	0.01	0.007	0.07	8.6	4.8	0.16	90	1.03	0.01
ZZ13873		1.16	38.8	0.92	1.84	<0.05	0.02	0.11	0.016	0.05	7.2	6.0	0.14	254	0.63	0.02
ZZ13874		2.09	54.2	1.59	3.35	0.05	0.03	0.14	0.025	0.09	12.6	11.1	0.33	415	1.53	0.02
ZZ13875		2.16	24.1	2.60	5.39	0.05	0.12	0.02	0.036	0.16	12.5	21.7	0.49	292	2.48	0.01
ZZ13876		0.91	17.5	2.26	4.04	<0.05	0.05	0.03	0.024	0.08	11.0	9.6	0.30	741	1.37	0.01
ZZ13877		1.02	6.9	1.44	3.79	<0.05	<0.02	0.03	0.011	0.06	7.1	5.8	0.15	198	1.01	0.01
ZZ13878		1.92	76.3	1.77	3.42	0.05	<0.02	0.07	0.034	0.09	16.0	17.7	0.41	170	0.61	0.01
DD006101		3.56	48.9	2.62	4.93	0.08	0.09	0.07	0.026	0.20	11.6	26.3	0.70	301	1.71	0.04
DD006102		2.12	20.2	1.75	4.53	0.07	0.09	0.06	0.028	0.07	9.3	19.7	0.64	303	0.94	0.02
DD006103		1.36	25.5	2.03	3.65	0.05	0.05	0.11	0.031	0.08	12.3	13.3	0.37	157	1.35	0.01
DD006104		1.71	10.1	1.47	3.84	<0.05	0.02	0.06	0.015	0.05	6.0	14.3	0.40	122	1.37	0.01
DD006105		3.31	15.8	2.29	5.55	0.05	0.10	0.04	0.029	0.11	9.3	23.6	0.66	273	0.92	0.02
DD006106		0.96	30.5	1.96	3.11	0.05	0.04	0.10	0.023	0.10	11.4	11.1	0.28	562	2.69	0.01
DD006107		2.22	20.1	2.01	3.67	<0.05	0.08	0.05	0.028	0.09	7.3	16.9	0.57	229	1.17	0.02
DD006108		2.35	38.0	2.77	4.67	0.05	0.08	0.09	0.051	0.09	11.4	20.6	0.69	357	2.06	0.02
DD006109		0.54	11.4	1.40	3.57	<0.05	<0.02	0.01	0.007	0.03	9.4	3.1	0.07	51	1.06	0.01
DD006110		1.49	18.7	3.09	6.32	0.05	<0.02	0.02	0.024	0.06	10.8	14.3	0.31	133	2.22	0.01
DD006111		0.42	15.7	1.45	4.03	<0.05	<0.02	0.02	0.015	0.03	12.3	1.3	0.04	43	1.46	<0.01
DD006112		1.15	11.9	1.76	5.15	<0.05	<0.02	0.01	0.018	0.04	10.2	1.9	0.06	55	1.66	<0.01
DD006113		1.64	40.9	3.20	4.35	<0.05	<0.02	0.01	0.048	0.06	8.6	9.3	0.20	64	3.42	<0.01

***** See Appendix Page for comments regarding this certificate *****

ALS Canada Ltd.
2103 Dollarton Hwy
North Vancouver BC V7H 0A7
Phone: 604 984 0221 Fax: 604 984 0218 www.alsglobal.com

To: **SILVER RANGE RESOURCES LTD.**
C/O ARCHER, CATHRO & ASSOCIATES (1981) LIMITED
1016-510 W HASTINGS ST
VANCOUVER BC V6B 1L8

Finalized Date: 14-AUG-2012
Account: RANSIL

Project: Keg-Group 2

CERTIFICATE OF ANALYSIS WH12182384

Sample Description	Method	ME-MS41	ME-MS41	ME-MS41	ME-MS41	ME-MS41	ME-MS41	ME-MS41	ME-MS41	ME-MS41	ME-MS41	ME-MS41	ME-MS41	ME-MS41	ME-MS41	ME-MS41
	Analyte	Nb	Ni	P	Pb	Rb	Re	S	Sb	Sc	Se	Sn	Sr	Ta	Te	Th
	Units	ppm	ppm	ppm	ppm	ppm	ppm	%	ppm	ppm	ppm	ppm	ppm	ppm	ppm	ppm
	LOR	0.05	0.2	10	0.2	0.1	0.001	0.01	0.05	0.1	0.2	0.2	0.2	0.01	0.01	0.2
ZZ13851		0.89	41.4	750	16.7	16.1	0.005	0.09	2.49	3.2	2.3	0.9	62.9	<0.01	0.03	3.7
ZZ13852		0.83	23.8	740	14.1	10.3	0.003	0.02	2.53	2.2	2.5	0.6	35.0	<0.01	0.05	3.9
ZZ13853		0.46	27.2	700	6.2	5.8	0.008	0.11	1.45	1.5	3.4	0.3	34.5	<0.01	0.04	0.3
ZZ13854		1.32	37.2	750	21.5	12.4	0.004	0.09	2.56	3.3	3.1	0.7	53.1	<0.01	0.05	2.3
ZZ13855		0.75	32.4	790	11.0	8.2	0.003	0.08	1.71	1.7	3.0	0.4	54.6	<0.01	0.03	0.7
ZZ13856		1.25	43.0	810	17.1	12.4	0.002	0.05	1.81	2.8	2.4	0.6	37.7	<0.01	0.04	1.9
ZZ13857		1.51	23.5	530	12.8	10.4	0.001	0.02	3.64	1.7	0.8	0.7	34.4	<0.01	0.06	2.7
ZZ13858		0.26	5.5	630	1.5	0.5	0.002	0.31	0.80	0.6	0.7	<0.2	116.5	0.01	0.01	0.2
ZZ13859		0.68	14.4	680	8.2	7.7	0.002	0.12	0.98	1.8	2.1	0.5	91.9	<0.01	0.01	1.0
ZZ13860		0.90	15.8	560	6.5	5.9	0.004	0.08	1.50	2.3	2.1	0.3	64.0	<0.01	0.01	1.6
ZZ13861		1.65	34.1	490	14.1	11.2	0.001	0.01	0.75	4.0	0.3	0.5	59.5	<0.01	0.03	4.3
ZZ13862		2.10	26.9	140	11.3	15.9	0.001	<0.01	0.54	3.4	0.7	0.6	37.4	<0.01	0.05	4.5
ZZ13863		0.95	24.4	670	13.6	12.5	0.002	0.03	1.64	2.6	1.1	0.4	49.2	<0.01	0.02	2.5
ZZ13865		1.00	25.0	450	12.3	13.7	0.002	0.07	1.38	2.6	1.7	0.4	73.8	<0.01	0.03	1.8
ZZ13866		0.48	13.1	490	4.8	5.6	0.002	0.07	0.57	0.9	0.6	0.2	60.3	<0.01	0.02	0.5
ZZ13867		0.75	14.8	560	8.7	10.2	0.001	0.06	0.80	1.6	1.0	0.4	50.7	<0.01	0.04	1.2
ZZ13868		0.74	14.6	650	13.9	15.3	0.002	0.04	1.11	1.3	2.7	0.9	33.9	<0.01	0.06	1.0
ZZ13869		0.71	5.5	230	8.4	11.5	0.001	0.01	0.52	0.9	1.2	0.8	14.9	<0.01	0.02	0.5
ZZ13870		0.37	6.0	570	6.2	6.1	0.001	0.05	0.48	0.2	0.5	0.3	17.8	<0.01	0.01	<0.2
ZZ13871		0.84	17.6	650	10.2	9.5	0.002	0.05	0.93	1.5	1.5	0.5	34.0	<0.01	0.03	0.7
ZZ13872		1.00	6.0	200	6.7	12.2	<0.001	0.01	0.43	1.1	<0.2	0.7	16.6	<0.01	0.01	1.1
ZZ13873		0.48	23.5	1030	5.2	7.0	<0.001	0.08	0.76	0.9	1.6	0.3	38.6	<0.01	0.02	0.3
ZZ13874		0.88	30.8	1010	12.5	13.0	0.004	0.09	2.02	2.4	3.2	0.7	45.0	<0.01	0.02	1.2
ZZ13875		1.73	40.3	160	22.8	24.5	<0.001	0.02	3.38	3.9	1.4	1.3	32.1	<0.01	0.03	4.8
ZZ13876		0.98	28.4	200	14.4	9.7	<0.001	0.01	1.37	2.5	0.2	0.8	19.6	<0.01	0.03	2.7
ZZ13877		0.99	8.7	430	10.3	12.5	<0.001	0.01	0.72	1.2	0.2	0.5	14.9	<0.01	0.03	1.3
ZZ13878		0.90	66.7	530	15.9	19.6	<0.001	0.01	1.35	2.9	0.7	0.8	29.8	<0.01	0.04	2.3
DD006101		1.85	74.0	1010	13.1	26.7	<0.001	0.04	2.24	3.8	0.9	0.7	70.7	<0.01	0.03	2.8
DD006102		1.26	29.6	620	13.9	15.1	<0.001	0.05	1.06	3.0	0.8	0.4	67.4	<0.01	0.03	2.5
DD006103		0.86	22.0	910	14.3	13.1	0.001	0.06	1.35	2.9	1.9	0.5	50.5	<0.01	0.08	2.5
DD006104		0.70	13.9	650	9.0	10.7	<0.001	0.04	0.41	1.5	0.2	0.3	23.0	<0.01	<0.01	0.9
DD006105		1.27	29.3	560	12.3	18.9	<0.001	0.04	1.02	3.4	0.7	0.4	122.0	<0.01	0.02	3.1
DD006106		0.76	23.1	840	10.7	12.2	<0.001	0.05	1.46	2.5	1.4	0.5	46.2	<0.01	0.03	2.2
DD006107		1.14	31.7	660	18.6	13.7	0.001	0.07	1.72	2.2	1.2	0.4	79.7	<0.01	0.03	2.5
DD006108		0.94	43.5	990	26.2	18.1	0.004	0.09	2.52	3.2	2.1	0.5	69.4	<0.01	0.06	2.4
DD006109		0.84	6.6	190	7.7	4.4	<0.001	0.01	1.10	0.6	<0.2	0.7	12.1	<0.01	0.02	0.5
DD006110		1.64	20.8	360	13.2	11.2	<0.001	0.01	1.64	2.1	0.6	0.8	14.4	<0.01	0.04	1.6
DD006111		0.91	7.8	200	10.2	2.7	<0.001	0.01	1.55	0.7	<0.2	0.9	9.8	<0.01	0.01	1.5
DD006112		1.23	10.6	260	9.6	8.9	<0.001	0.01	2.14	0.9	0.2	0.9	8.1	<0.01	0.03	1.5
DD006113		1.01	22.5	330	25.4	10.5	<0.001	0.03	6.30	1.5	2.5	1.0	13.6	<0.01	0.07	2.3

***** See Appendix Page for comments regarding this certificate *****

ALS Canada Ltd.
2103 Dollarton Hwy
North Vancouver BC V7H 0A7
Phone: 604 984 0221 Fax: 604 984 0218 www.alsglobal.com

To: **SILVER RANGE RESOURCES LTD.**
C/O ARCHER, CATHRO & ASSOCIATES (1981) LIMITED
1016-510 W HASTINGS ST
VANCOUVER BC V6B 1L8

Finalized Date: 14-AUG-2012
Account: RANSIL

Project: Keg-Group 2

CERTIFICATE OF ANALYSIS WH12182384

Sample Description	Method	ME-MS41	ME-MS41	ME-MS41	ME-MS41	ME-MS41	ME-MS41	ME-MS41	ME-MS41
	Analyte	Ti	Tl	U	V	W	Y	Zn	Zr
	Units	%	ppm	ppm	ppm	ppm	ppm	ppm	ppm
	LOR	0.005	0.02	0.05	1	0.05	0.05	2	0.5
ZZ13851		0.020	0.28	1.87	61	0.29	10.50	192	3.3
ZZ13852		0.028	0.23	0.97	48	0.16	6.53	110	2.7
ZZ13853		0.018	0.16	2.00	15	0.12	8.46	56	<0.5
ZZ13854		0.035	0.22	2.93	51	0.38	11.60	134	2.0
ZZ13855		0.027	0.16	1.73	37	0.13	8.54	116	1.3
ZZ13856		0.032	0.26	2.28	57	0.19	10.40	190	1.0
ZZ13857		0.027	0.30	0.57	96	0.28	4.44	191	1.6
ZZ13858		0.013	0.02	0.22	11	0.06	1.33	31	2.5
ZZ13859		0.029	0.10	0.79	21	0.11	3.91	44	1.6
ZZ13860		0.044	0.05	2.71	30	0.16	4.39	67	1.3
ZZ13861		0.051	0.20	0.96	166	0.25	7.14	82	3.7
ZZ13862		0.071	0.20	0.78	133	0.19	6.35	239	5.7
ZZ13863		0.027	0.26	1.37	80	0.16	7.82	126	1.8
ZZ13865		0.027	0.19	2.08	53	0.39	8.08	106	2.7
ZZ13866		0.020	0.07	0.87	36	0.06	4.56	66	1.4
ZZ13867		0.030	0.12	1.13	52	0.13	4.61	70	1.6
ZZ13868		0.015	0.24	1.47	40	0.14	5.23	66	<0.5
ZZ13869		0.028	0.21	0.64	24	0.14	2.97	34	<0.5
ZZ13870		0.014	0.11	0.73	16	0.07	2.24	29	<0.5
ZZ13871		0.027	0.14	1.51	27	0.13	5.89	75	0.6
ZZ13872		0.046	0.08	0.27	35	0.31	1.45	49	<0.5
ZZ13873		0.016	0.14	1.33	18	0.08	5.37	65	0.5
ZZ13874		0.027	0.23	2.12	45	0.22	9.68	114	1.2
ZZ13875		0.049	0.26	1.03	106	0.29	8.88	108	4.3
ZZ13876		0.031	0.15	0.38	60	0.22	3.05	199	1.8
ZZ13877		0.044	0.11	0.29	44	0.32	1.75	83	0.5
ZZ13878		0.042	0.62	0.98	45	0.21	10.50	155	<0.5
DD006101		0.072	0.28	1.30	102	7.43	10.50	221	3.4
DD006102		0.031	0.23	1.23	127	0.16	9.82	111	3.5
DD006103		0.018	0.19	1.51	83	0.21	8.93	104	1.8
DD006104		0.026	0.15	0.70	102	0.13	3.32	90	0.8
DD006105		0.026	0.21	0.66	134	0.15	13.80	52	3.9
DD006106		0.024	0.16	1.32	54	0.17	6.60	142	1.4
DD006107		0.026	0.21	1.39	99	0.10	7.35	174	3.0
DD006108		0.022	0.27	3.11	125	0.14	11.20	256	2.8
DD006109		0.046	0.10	0.27	50	0.25	1.39	47	<0.5
DD006110		0.055	0.17	0.48	81	0.43	2.18	113	<0.5
DD006111		0.048	0.13	0.39	58	0.24	1.66	37	<0.5
DD006112		0.055	0.23	0.41	66	0.29	1.60	46	<0.5
DD006113		0.023	0.31	0.45	65	0.16	3.04	59	0.8

***** See Appendix Page for comments regarding this certificate *****

ALS Canada Ltd.
2103 Dollarton Hwy
North Vancouver BC V7H 0A7
Phone: 604 984 0221 Fax: 604 984 0218 www.alsglobal.com

To: **SILVER RANGE RESOURCES LTD.**
C/O ARCHER, CATHRO & ASSOCIATES (1981) LIMITED
1016-510 W HASTINGS ST
VANCOUVER BC V6B 1L8

Finalized Date: 14-AUG-2012
Account: RANSIL

Project: Keg-Group 2

CERTIFICATE OF ANALYSIS WH12182384

Sample Description	Method	WEI-21	Au-ICP21	ME-MS41	ME-MS41	ME-MS41	ME-MS41	ME-MS41	ME-MS41	ME-MS41	ME-MS41	ME-MS41	ME-MS41	ME-MS41	ME-MS41	ME-MS41
	Analyte	Recvd Wt.	Au	Ag	Al	As	Au	B	Ba	Be	Bi	Ca	Cd	Ce	Co	Cr
	Units	kg	ppm	ppm	%	ppm	ppm	ppm	ppm	ppm	ppm	%	ppm	ppm	ppm	ppm
	LOR	0.02	0.001	0.01	0.01	0.1	0.2	10	10	0.05	0.01	0.01	0.01	0.02	0.1	1
DD006114		0.27	0.010	2.97	1.16	12.3	<0.2	<10	280	0.40	0.27	0.33	0.28	22.5	6.2	24
DD006115		0.28	0.006	1.37	1.02	18.0	<0.2	<10	470	0.54	0.35	0.44	0.97	26.3	5.8	20
DD006116		0.17	0.013	2.44	1.31	50.9	<0.2	<10	1570	0.69	0.42	0.81	1.01	32.1	3.9	23
DD006117		0.25	0.004	0.54	1.07	36.1	<0.2	<10	390	0.35	0.33	0.14	0.88	18.80	6.5	20
DD006118		0.17	0.032	8.41	2.35	52.8	<0.2	<10	2920	2.56	1.02	1.76	3.09	103.5	24.8	28
DD006119		0.26	0.002	0.27	1.02	34.0	<0.2	<10	670	0.46	0.56	0.35	0.15	29.0	6.1	19
DD006120		0.25	0.005	0.98	0.57	125.0	<0.2	<10	260	0.25	0.29	0.08	0.04	45.5	0.7	8
DD006121		0.16	0.006	0.96	0.42	3.8	<0.2	<10	180	0.16	0.08	0.67	0.33	8.86	5.8	7
DD006122		0.20	0.012	3.07	1.54	11.4	<0.2	<10	280	0.34	0.33	0.32	0.40	35.3	4.8	24
DD006123		0.24	0.002	0.34	0.80	16.7	<0.2	<10	80	0.15	0.32	0.08	0.11	20.2	3.0	20
DD006124		0.22	0.002	0.95	0.62	13.3	<0.2	<10	180	0.11	0.19	0.15	0.26	19.55	2.8	14
DD006125		0.32	0.002	0.31	0.54	23.0	<0.2	<10	110	0.10	0.31	0.05	0.10	20.6	2.5	13
DD006126		0.24	0.002	1.04	1.20	14.6	<0.2	<10	100	0.22	0.32	0.06	0.22	20.5	2.9	19
DD006127		0.13	0.004	0.55	1.70	10.7	<0.2	<10	330	0.81	0.23	1.33	0.86	19.30	6.9	28
DD006128		0.09	0.002	0.16	0.50	0.8	<0.2	<10	270	0.24	0.04	1.21	0.67	8.94	1.7	5
DD006129		0.14	0.005	0.37	1.11	4.5	<0.2	<10	440	0.41	0.17	2.22	1.19	21.7	5.2	21
DD006130		0.30	0.004	0.28	1.25	14.3	<0.2	<10	470	0.44	0.32	0.36	0.54	20.7	4.8	20
DD006131		0.29	0.001	0.13	1.93	9	<0.2	<10	30	0.77	0.12	10.45	0.02	12.45	2.6	44
DD006132		0.15	0.004	0.37	1.32	6.4	<0.2	<10	280	0.55	0.18	1.85	0.42	19.75	4.9	27
DD006133		0.24	0.002	0.26	1.85	7.8	<0.2	<10	230	0.76	0.19	1.15	0.28	17.25	5.8	39
DD006134		0.23	0.002	0.31	1.76	12.5	<0.2	<10	160	0.87	0.21	1.78	0.42	13.95	6.0	39
DD006135		0.13	0.002	0.18	1.55	4.6	<0.2	<10	70	0.60	0.10	3.45	0.72	7.74	2.9	20
DD006136		0.27	<0.001	0.08	0.37	1.1	<0.2	<10	50	0.07	0.13	0.08	0.11	17.85	0.6	4
DD006137		0.16	0.002	0.40	1.03	7.8	<0.2	<10	610	0.47	0.22	1.58	1.04	23.0	6.9	20
DD006138		0.18	0.002	0.26	0.68	3.4	<0.2	<10	270	0.31	0.13	2.73	0.33	13.65	4.3	14
DD006139		0.30	0.002	0.97	0.34	6.0	<0.2	<10	120	0.08	0.16	1.24	0.15	14.25	1.5	9
DD006140		0.19	0.012	4.05	0.88	6.1	<0.2	<10	650	0.51	0.21	0.92	1.51	34.3	5.2	13
DD006141		0.26	0.007	1.38	0.77	17.1	<0.2	<10	150	0.38	0.26	0.04	0.24	21.1	3.1	14
DD006142		0.39	0.002	1.68	1.08	12.0	<0.2	<10	150	0.18	0.21	0.06	0.21	18.80	4.0	14
DD006143		0.20	0.002	0.42	0.67	7.8	<0.2	<10	250	0.30	0.19	0.42	0.49	14.25	9.6	11
DD006144		0.28	0.003	0.48	0.91	21.9	<0.2	<10	130	0.17	0.32	0.07	0.22	18.90	3.6	18
DD006145		0.23	0.002	0.24	0.91	21.9	<0.2	<10	360	0.65	0.33	1.13	0.22	32.1	7.7	17
DD006146		0.20	0.001	0.40	2.12	7.3	<0.2	<10	190	0.95	0.11	8.98	0.42	7.87	3.6	39
DD006147		0.29	0.003	0.66	0.92	24.5	<0.2	<10	340	0.47	0.30	0.31	0.21	24.3	7.1	17
DD006148		0.28	0.001	0.72	1.06	9.3	<0.2	<10	210	0.20	0.27	0.15	0.57	20.6	5.1	16
DD006149		0.28	0.002	0.44	1.21	20.4	<0.2	<10	360	0.42	0.28	0.20	0.28	21.0	7.0	24
DD006150		0.18	0.001	0.26	1.40	20.0	<0.2	<10	510	0.49	0.38	0.40	0.60	22.8	6.5	23

***** See Appendix Page for comments regarding this certificate *****

ALS Canada Ltd.
2103 Dollarton Hwy
North Vancouver BC V7H 0A7
Phone: 604 984 0221 Fax: 604 984 0218 www.alsglobal.com

To: **SILVER RANGE RESOURCES LTD.**
C/O ARCHER, CATHRO & ASSOCIATES (1981) LIMITED
1016-510 W HASTINGS ST
VANCOUVER BC V6B 1L8

Finalized Date: 14-AUG-2012
Account: RANSIL

Project: Keg-Group 2

CERTIFICATE OF ANALYSIS WH12182384

Sample Description	Method	ME-MS41	ME-MS41	ME-MS41	ME-MS41	ME-MS41	ME-MS41	ME-MS41	ME-MS41	ME-MS41	ME-MS41	ME-MS41	ME-MS41	ME-MS41	ME-MS41	ME-MS41
	Analyte	Cs	Cu	Fe	Ga	Ge	Hf	Hg	In	K	La	Li	Mg	Mn	Mo	Na
	Units	ppm	ppm	%	ppm	ppm	ppm	ppm	ppm	%	ppm	ppm	%	ppm	ppm	%
	LOR	0.05	0.2	0.01	0.05	0.05	0.02	0.01	0.005	0.01	0.2	0.1	0.01	5	0.05	0.01
DD006114		2.35	53.2	1.79	3.38	<0.05	0.02	0.21	0.053	0.08	10.9	12.2	0.31	102	0.96	0.01
DD006115		2.21	68.7	1.88	3.33	0.05	<0.02	0.42	0.035	0.09	12.9	8.6	0.27	192	1.31	0.01
DD006116		2.94	107.0	1.92	3.49	0.08	0.03	0.19	0.052	0.09	15.9	13.5	0.31	101	1.53	0.01
DD006117		1.84	27.5	2.05	3.63	<0.05	<0.02	0.02	0.030	0.09	10.0	17.2	0.42	234	4.07	0.01
DD006118		2.87	452	3.40	5.63	0.24	0.14	0.50	0.083	0.13	54.0	22.2	0.36	435	4.28	0.01
DD006119		1.13	20.2	2.30	2.96	0.06	0.05	0.04	0.028	0.09	15.0	12.3	0.37	178	5.21	0.01
DD006120		3.10	22.0	5.11	2.81	0.10	0.03	0.02	0.110	0.05	23.9	4.3	0.05	24	1.39	<0.01
DD006121		0.49	46.4	0.85	1.52	<0.05	0.02	0.12	0.013	0.03	4.4	1.5	0.07	255	0.47	0.02
DD006122		1.76	124.0	2.08	4.68	0.06	0.04	0.24	0.044	0.06	18.1	11.8	0.28	94	0.56	0.01
DD006123		1.30	12.8	2.12	6.83	<0.05	<0.02	0.02	0.017	0.05	10.4	3.5	0.18	91	1.65	<0.01
DD006124		0.91	12.3	1.63	3.63	<0.05	0.02	0.01	0.016	0.05	10.0	5.5	0.12	62	1.96	<0.01
DD006125		1.12	20.3	1.83	5.69	<0.05	<0.02	0.03	0.020	0.04	10.5	1.8	0.05	61	2.41	<0.01
DD006126		1.19	12.5	2.50	6.58	<0.05	<0.02	0.03	0.017	0.04	10.6	7.1	0.15	90	1.64	<0.01
DD006127		2.05	38.0	2.03	3.93	0.05	0.06	0.10	0.034	0.08	10.3	16.7	0.50	222	1.04	0.02
DD006128		0.22	28.7	0.65	1.19	<0.05	<0.02	0.06	0.010	0.01	4.7	0.3	0.03	11	1.08	0.02
DD006129		0.89	27.1	1.41	3.20	<0.05	0.05	0.07	0.020	0.07	10.7	8.7	0.33	141	0.60	0.01
DD006130		1.70	15.7	2.16	4.35	0.05	<0.02	0.03	0.024	0.08	10.5	16.2	0.27	148	2.15	0.01
DD006131		3.19	7.5	1.87	7.12	0.07	0.14	0.03	0.010	0.10	7.0	20.7	1.25	98	1.11	0.03
DD006132		1.79	17.4	1.43	4.24	0.05	0.09	0.09	0.023	0.09	9.9	13.7	0.47	180	0.81	0.03
DD006133		2.38	15.9	1.74	5.29	0.06	0.08	0.05	0.024	0.07	9.4	21.6	0.68	216	0.73	0.02
DD006134		3.04	18.1	2.03	5.45	0.06	0.09	0.05	0.030	0.08	7.3	19.5	0.58	301	1.16	0.01
DD006135		1.33	22.1	0.72	3.33	0.06	0.05	0.04	0.020	0.03	3.6	7.6	0.25	56	0.42	0.02
DD006136		0.87	4.2	0.32	2.87	<0.05	<0.02	0.02	<0.005	0.03	9.6	1.1	0.03	19	0.46	0.01
DD006137		1.07	26.0	1.81	3.52	0.06	0.04	0.09	0.023	0.07	12.1	11.1	0.34	270	1.11	0.01
DD006138		0.72	13.8	1.01	2.16	0.05	0.04	0.05	0.014	0.05	6.5	6.0	0.21	148	0.35	0.02
DD006139		0.66	13.2	0.88	2.96	<0.05	0.02	0.02	0.013	0.03	7.2	1.3	0.05	41	1.11	0.01
DD006140		1.48	263	1.08	2.51	0.09	0.05	0.35	0.048	0.04	17.2	8.3	0.13	111	0.43	0.02
DD006141		0.81	26.1	2.02	5.63	0.05	<0.02	0.03	0.021	0.03	10.9	4.3	0.09	65	2.21	0.01
DD006142		0.86	17.0	1.80	4.83	<0.05	0.04	0.03	0.017	0.03	9.8	10.6	0.16	76	1.95	0.01
DD006143		1.26	56.9	1.13	2.54	<0.05	0.02	0.05	0.020	0.05	7.5	7.3	0.16	93	0.97	0.02
DD006144		1.22	25.4	2.34	6.26	<0.05	<0.02	0.03	0.044	0.06	9.9	6.6	0.19	90	2.46	0.01
DD006145		1.36	26.0	2.00	2.83	0.06	0.09	0.04	0.026	0.10	16.4	10.0	0.31	225	2.72	0.01
DD006146		4.00	8.5	1.59	5.61	0.05	0.08	0.02	0.013	0.06	4.5	18.1	0.68	200	0.42	0.02
DD006147		1.28	16.6	1.94	3.20	0.05	0.03	0.03	0.034	0.08	12.2	11.1	0.31	232	2.73	0.01
DD006148		0.89	9.5	1.67	4.90	<0.05	<0.02	0.02	0.016	0.06	11.0	11.3	0.23	358	1.44	0.01
DD006149		1.18	22.9	2.31	4.44	0.05	0.07	0.03	0.029	0.08	11.3	19.0	0.37	133	2.61	0.01
DD006150		1.11	17.8	2.07	4.72	<0.05	0.07	0.02	0.021	0.08	11.8	11.9	0.34	178	2.62	0.01

***** See Appendix Page for comments regarding this certificate *****

ALS Canada Ltd.
2103 Dollarton Hwy
North Vancouver BC V7H 0A7
Phone: 604 984 0221 Fax: 604 984 0218 www.alsglobal.com

To: **SILVER RANGE RESOURCES LTD.**
C/O ARCHER, CATHRO & ASSOCIATES (1981) LIMITED
1016-510 W HASTINGS ST
VANCOUVER BC V6B 1L8

Finalized Date: 14-AUG-2012
Account: RANSIL

Project: Keg-Group 2

CERTIFICATE OF ANALYSIS WH12182384

Sample Description	Method	ME-MS41	ME-MS41	ME-MS41	ME-MS41	ME-MS41	ME-MS41	ME-MS41	ME-MS41	ME-MS41	ME-MS41	ME-MS41	ME-MS41	ME-MS41	ME-MS41	ME-MS41
	Analyte	Nb	Ni	P	Pb	Rb	Re	S	Sb	Sc	Se	Sn	Sr	Ta	Te	Th
	Units	ppm	ppm	ppm	ppm	ppm	ppm	%	ppm	ppm	ppm	ppm	ppm	ppm	ppm	ppm
	LOR	0.05	0.2	10	0.2	0.1	0.001	0.01	0.05	0.1	0.2	0.2	0.2	0.01	0.01	0.2
DD006114		0.76	45.3	550	17.6	12.0	<0.001	0.03	2.11	1.9	1.2	0.7	29.7	<0.01	0.07	0.9
DD006115		0.83	34.2	700	17.4	11.7	0.001	0.04	2.07	2.3	3.2	0.7	34.4	<0.01	0.05	2.1
DD006116		0.66	29.9	1110	42.7	17.6	0.015	0.16	5.33	2.8	6.4	1.0	58.7	<0.01	0.02	1.2
DD006117		0.88	31.7	370	23.7	13.0	<0.001	0.03	4.95	1.8	1.7	1.1	23.4	<0.01	0.05	1.7
DD006118		0.99	264	1870	45.1	18.5	0.003	0.17	21.0	6.2	17.9	1.0	118.0	<0.01	0.12	2.0
DD006119		0.73	24.1	820	17.1	8.1	<0.001	0.02	5.13	2.1	2.0	0.7	32.9	<0.01	0.06	3.7
DD006120		0.27	13.0	760	19.0	6.7	<0.001	0.22	15.35	1.7	4.4	1.3	51.0	<0.01	0.15	5.0
DD006121		0.34	17.4	640	6.3	3.7	0.001	0.07	1.31	1.1	5.2	0.2	28.1	<0.01	0.01	0.3
DD006122		1.22	29.4	520	16.3	11.0	<0.001	0.03	1.52	4.0	4.5	0.7	27.0	<0.01	0.02	3.1
DD006123		1.51	12.4	300	12.0	9.1	<0.001	0.01	1.61	1.3	0.5	0.8	8.9	<0.01	0.03	1.0
DD006124		1.19	11.3	160	9.5	9.3	<0.001	0.02	1.77	1.1	0.8	0.7	16.4	<0.01	0.03	2.4
DD006125		1.45	11.5	280	10.3	9.1	<0.001	0.02	2.78	0.9	<0.2	1.0	9.4	<0.01	0.05	1.7
DD006126		1.79	13.3	250	12.5	6.3	<0.001	0.01	1.34	1.6	<0.2	1.0	7.9	<0.01	0.04	2.8
DD006127		0.90	36.1	890	18.4	16.4	0.005	0.10	1.65	2.4	2.3	0.4	69.7	<0.01	0.05	1.4
DD006128		0.27	7.2	510	2.8	1.0	<0.001	0.12	0.62	0.9	1.2	<0.2	58.1	<0.01	0.01	0.2
DD006129		1.06	16.5	820	8.8	7.3	<0.001	0.12	1.14	2.1	1.5	0.4	75.0	<0.01	0.01	1.3
DD006130		1.11	21.6	380	12.7	17.3	<0.001	0.02	1.55	2.1	0.5	0.7	21.3	<0.01	0.05	2.3
DD006131		1.44	12.7	120	9.1	11.8	<0.001	0.02	0.96	2.2	<0.2	0.5	185.5	<0.01	0.02	4.0
DD006132		1.02	19.1	620	10.3	15.8	<0.001	0.07	1.03	2.8	1.0	0.5	91.8	<0.01	0.05	2.2
DD006133		1.32	28.9	460	12.7	15.8	0.001	0.04	0.85	3.4	0.6	0.5	60.1	<0.01	0.02	3.1
DD006134		1.53	25.8	540	11.2	19.1	<0.001	0.06	1.67	3.1	1.4	0.4	114.0	0.01	0.04	2.3
DD006135		0.58	16.2	510	6.3	7.8	0.005	0.19	0.98	1.3	4.7	0.3	103.0	0.01	0.02	0.9
DD006136		0.65	2.1	100	4.5	10.6	<0.001	0.01	0.16	0.4	<0.2	0.6	8.7	<0.01	0.01	0.7
DD006137		1.10	21.3	750	10.2	12.9	0.001	0.08	1.20	2.9	1.8	0.5	67.0	<0.01	0.03	2.5
DD006138		0.63	9.5	640	7.1	7.1	0.001	0.15	1.36	1.5	1.8	0.3	89.6	0.01	<0.01	0.7
DD006139		0.86	5.7	200	8.6	5.7	<0.001	0.05	1.07	0.8	0.2	1.2	45.4	<0.01	0.04	1.5
DD006140		0.54	72.2	600	12.1	8.7	0.002	0.07	1.37	5.2	6.3	0.5	43.2	<0.01	0.05	1.1
DD006141		1.56	11.9	190	10.4	6.6	<0.001	0.01	2.43	1.3	0.8	1.0	7.8	<0.01	0.05	2.0
DD006142		1.12	13.8	140	8.4	6.9	<0.001	0.01	1.36	1.5	0.5	0.9	9.1	<0.01	0.04	2.7
DD006143		0.59	62.7	420	9.2	7.5	<0.001	0.03	1.33	1.4	1.0	0.5	24.7	<0.01	0.04	1.3
DD006144		1.36	16.9	330	13.8	10.9	<0.001	0.02	2.19	1.6	0.7	1.0	12.9	<0.01	0.06	1.0
DD006145		0.77	26.0	220	15.8	19.9	<0.001	0.02	3.07	3.1	1.1	0.7	40.3	<0.01	0.06	5.2
DD006146		1.22	22.0	320	7.4	16.4	<0.001	0.05	1.45	2.2	0.3	0.3	142.0	<0.01	0.02	2.3
DD006147		0.84	21.1	430	19.9	15.0	<0.001	0.01	2.86	2.5	1.1	0.9	28.6	<0.01	0.07	3.5
DD006148		1.00	12.5	710	15.6	10.4	<0.001	0.01	1.10	1.6	<0.2	0.8	17.3	<0.01	0.04	1.3
DD006149		1.13	27.9	320	13.2	13.7	<0.001	0.02	2.31	2.8	0.5	0.9	22.9	<0.01	0.07	3.7
DD006150		1.13	19.4	150	14.9	10.5	<0.001	0.01	1.35	2.9	0.5	1.0	23.2	<0.01	0.04	3.1

***** See Appendix Page for comments regarding this certificate *****

ALS Canada Ltd.
2103 Dollarton Hwy
North Vancouver BC V7H 0A7
Phone: 604 984 0221 Fax: 604 984 0218 www.alsglobal.com

To: **SILVER RANGE RESOURCES LTD.**
C/O ARCHER, CATHRO & ASSOCIATES (1981) LIMITED
1016-510 W HASTINGS ST
VANCOUVER BC V6B 1L8

Finalized Date: 14-AUG-2012
Account: RANSIL

Project: Keg-Group 2

CERTIFICATE OF ANALYSIS WH12182384

Sample Description	Method	ME-MS41	ME-MS41	ME-MS41	ME-MS41	ME-MS41	ME-MS41	ME-MS41	ME-MS41
	Analyte	Ti	Tl	U	V	W	Y	Zn	Zr
	Units	%	ppm	ppm	ppm	ppm	ppm	ppm	ppm
	LOR	0.005	0.02	0.05	1	0.05	0.05	2	0.5
DD006114		0.030	0.47	0.99	38	0.31	4.44	145	<0.5
DD006115		0.029	0.31	1.32	43	0.17	7.40	116	0.6
DD006116		0.016	0.47	2.45	44	0.17	12.40	96	0.9
DD006117		0.033	0.29	0.65	65	0.18	3.74	140	0.5
DD006118		0.022	0.90	9.25	63	0.39	80.3	250	4.6
DD006119		0.029	0.16	0.74	51	0.24	5.67	89	2.5
DD006120		<0.005	0.18	0.60	38	0.09	7.49	28	1.6
DD006121		0.027	0.17	1.21	21	0.07	5.16	29	0.6
DD006122		0.042	0.28	2.32	38	0.33	9.52	91	1.6
DD006123		0.081	0.19	0.47	75	0.36	1.97	52	<0.5
DD006124		0.043	0.17	0.41	51	0.29	1.97	50	0.8
DD006125		0.067	0.21	0.44	68	0.31	1.76	53	<0.5
DD006126		0.063	0.14	0.47	85	0.35	1.81	56	0.8
DD006127		0.022	0.24	2.21	89	0.10	10.70	197	2.4
DD006128		0.020	<0.02	0.67	8	<0.05	2.57	20	0.6
DD006129		0.035	0.10	1.84	41	0.28	6.55	71	1.9
DD006130		0.030	0.18	0.59	63	0.36	3.99	112	0.6
DD006131		0.055	0.30	0.53	130	0.12	7.99	25	5.6
DD006132		0.023	0.20	1.51	105	0.30	8.77	107	3.7
DD006133		0.031	0.22	1.18	139	0.15	9.38	99	3.5
DD006134		0.034	0.19	2.38	142	0.18	9.06	100	3.8
DD006135		0.022	0.07	4.30	50	0.08	4.44	52	1.7
DD006136		0.031	0.09	0.33	15	0.24	1.35	19	<0.5
DD006137		0.033	0.09	2.08	42	0.20	7.08	73	1.4
DD006138		0.024	0.08	4.55	27	0.13	4.79	41	1.4
DD006139		0.044	0.07	0.34	29	0.39	1.22	25	0.8
DD006140		0.023	0.52	4.23	19	0.08	26.2	133	1.7
DD006141		0.048	0.16	0.38	64	0.27	2.14	62	<0.5
DD006142		0.028	0.16	0.39	52	0.22	2.00	70	2.1
DD006143		0.027	0.15	0.98	31	0.11	5.29	176	0.8
DD006144		0.048	0.21	0.47	64	0.38	2.25	89	<0.5
DD006145		0.020	0.21	0.62	46	0.14	10.60	71	3.7
DD006146		0.023	0.32	0.57	110	0.16	7.23	34	3.1
DD006147		0.027	0.16	0.79	41	0.28	5.41	96	1.2
DD006148		0.032	0.14	0.41	53	0.25	2.93	123	<0.5
DD006149		0.034	0.19	0.58	59	0.27	3.54	103	3.2
DD006150		0.025	0.17	0.52	62	0.21	3.99	68	2.9

***** See Appendix Page for comments regarding this certificate *****

ALS Canada Ltd.
2103 Dollarton Hwy
North Vancouver BC V7H 0A7
Phone: 604 984 0221 Fax: 604 984 0218 www.alsglobal.com

To: **SILVER RANGE RESOURCES LTD.**
C/O ARCHER, CATHRO & ASSOCIATES (1981) LIMITED
1016-510 W HASTINGS ST
VANCOUVER BC V6B 1L8

Finalized Date: 14-AUG-2012
Account: RANSIL

Project: Keg-Group 2

CERTIFICATE OF ANALYSIS WH12182384

Method	CERTIFICATE COMMENTS
ME-MS41	Interference: Ca>10% on ICP-MS As, ICP-AES results shown.
ME-MS41	Gold determinations by this method are semi-quantitative due to the small sample weight used (0.5g).

ALS Canada Ltd.

2103 Dollarton Hwy
North Vancouver BC V7H 0A7
Phone: 604 984 0221 Fax: 604 984 0218 www.alsglobal.com

To: **SILVER RANGE RESOURCES LTD.**
C/O ARCHER, CATHRO & ASSOCIATES (1981) LIMITED
1016-510 W HASTINGS ST
VANCOUVER BC V6B 1L8

Finalized Date: 11-AUG-2012
Account: RANSIL

CERTIFICATE WH12182385

Project: Keg-Group 3

P.O. No.:

This report is for 25 Soil samples submitted to our lab in Whitehorse, YT, Canada on 6-AUG-2012.

The following have access to data associated with this certificate:

MATT DUMALA	JOAN MARIACHER	

SAMPLE PREPARATION

ALS CODE	DESCRIPTION
WEI-21	Received Sample Weight
LOG-22	Sample login - Rcd w/o BarCode
SCR-41	Screen to -180um and save both

ANALYTICAL PROCEDURES

ALS CODE	DESCRIPTION	INSTRUMENT
Au-ICP21	Au 30g FA ICP-AES Finish	ICP-AES
ME-MS41	51 anal. aqua regia ICPMS	

To: **SILVER RANGE RESOURCES LTD.**
ATTN: JOAN MARIACHER
C/O ARCHER, CATHRO & ASSOCIATES (1981) LIMITED
1016-510 W HASTINGS ST
VANCOUVER BC V6B 1L8

This is the Final Report and supersedes any preliminary report with this certificate number. Results apply to samples as submitted. All pages of this report have been checked and approved for release.

***** See Appendix Page for comments regarding this certificate *****

Signature:

Colin Ramshaw, Vancouver Laboratory Manager

ALS Canada Ltd.
2103 Dollarton Hwy
North Vancouver BC V7H 0A7
Phone: 604 984 0221 Fax: 604 984 0218 www.alsglobal.com

To: **SILVER RANGE RESOURCES LTD.**
C/O ARCHER, CATHRO & ASSOCIATES (1981) LIMITED
1016-510 W HASTINGS ST
VANCOUVER BC V6B 1L8

Finalized Date: 11-AUG-2012
Account: RANSIL

Project: Keg-Group 3

CERTIFICATE OF ANALYSIS WH12182385

Sample Description	Method	WEI-21	Au-ICP21	ME-MS41	ME-MS41	ME-MS41	ME-MS41	ME-MS41	ME-MS41	ME-MS41	ME-MS41	ME-MS41	ME-MS41	ME-MS41	ME-MS41	ME-MS41
	Analyte	Recvd Wt.	Au	Ag	Al	As	Au	B	Ba	Be	Bi	Ca	Cd	Ce	Co	Cr
	Units	kg	ppm	ppm	%	ppm	ppm	ppm	ppm	ppm	ppm	%	ppm	ppm	ppm	ppm
	LOR	0.02	0.001	0.01	0.01	0.1	0.2	10	10	0.05	0.01	0.01	0.01	0.02	0.1	1
ZZ42514		0.30	0.001	0.36	2.83	25.6	<0.2	<10	70	1.62	0.54	7.33	1.28	17.80	5.8	40
ZZ42515		0.28	0.002	0.35	2.72	12.1	<0.2	<10	170	1.09	0.65	1.49	1.02	16.15	5.7	43
ZZ42516		0.26	0.007	0.44	3.06	15.0	<0.2	<10	240	1.49	0.54	0.91	1.11	31.7	6.4	49
ZZ42517		0.27	0.002	0.29	2.31	14.0	<0.2	<10	150	1.11	0.83	0.31	0.45	28.6	6.4	38
ZZ42518		0.20	0.002	0.28	2.20	9.4	<0.2	<10	100	0.82	0.79	0.32	1.49	14.70	5.1	34
ZZ42519		0.21	0.001	0.91	3.41	10.1	<0.2	<10	100	1.03	0.76	0.11	0.71	16.05	8.6	36
ZZ42520		0.21	0.001	0.29	2.69	13.0	<0.2	<10	180	0.91	0.54	0.16	0.63	15.15	5.8	35
ZZ42521		0.25	0.003	0.38	3.32	16.7	<0.2	<10	250	1.24	0.58	0.18	0.23	21.3	7.4	45
ZZ42523		0.25	0.002	1.23	2.89	22.0	<0.2	<10	130	1.21	2.30	1.06	0.81	18.30	5.7	34
ZZ42524		0.20	0.001	1.07	2.46	18.9	<0.2	<10	130	1.35	1.66	2.16	1.32	17.20	4.5	30
ZZ42525		0.31	0.001	1.27	2.27	23.2	<0.2	<10	110	1.13	1.59	1.77	0.98	17.15	4.7	28
ZZ42526		0.28	0.002	0.63	2.15	18.3	<0.2	<10	120	0.99	1.16	1.62	3.13	15.30	4.4	25
ZZ42527		0.16	0.002	0.43	1.02	7.3	<0.2	<10	130	0.48	0.53	1.38	2.76	11.85	3.2	13
ZZ42528		0.32	0.002	0.37	1.19	6.8	<0.2	<10	150	0.53	0.41	0.45	0.69	19.20	3.9	28
ZZ42529		0.16	0.001	0.39	1.65	7.5	<0.2	<10	210	0.74	0.33	0.67	0.70	25.3	5.7	24
ZZ42530		0.26	0.002	0.26	0.91	4.5	<0.2	<10	150	0.40	0.21	0.79	0.47	10.85	3.2	16
ZZ42531		0.25	0.002	0.41	2.07	9.4	<0.2	<10	200	0.84	0.84	1.27	1.13	16.15	5.7	35
ZZ42532		0.25	0.001	0.39	1.83	15.7	<0.2	<10	290	0.86	0.51	0.69	0.81	25.8	4.8	30
ZZ42533		0.32	0.002	0.69	1.94	14.7	<0.2	<10	240	0.89	1.12	1.01	1.15	18.95	5.2	29
ZZ42534		0.24	0.002	1.74	1.66	27.7	<0.2	<10	280	0.75	2.36	1.38	2.34	18.50	6.1	24
ZZ42535		0.29	0.004	1.32	1.57	23.7	<0.2	<10	310	0.80	2.16	0.99	1.65	18.75	5.9	23
ZZ42536		0.29	0.004	1.89	1.78	30.3	<0.2	<10	450	1.01	2.45	1.21	1.33	25.2	7.6	26
ZZ42537		0.33	0.004	0.72	1.94	19.3	<0.2	<10	470	1.03	0.93	1.07	0.95	26.5	7.1	27
ZZ42538		0.27	0.003	0.54	1.35	14.3	<0.2	<10	310	0.52	0.41	0.19	0.55	24.3	4.8	21
ZZ42539		0.30	0.005	0.10	0.24	1.8	<0.2	<10	40	0.08	0.06	0.07	0.08	3.20	1.4	3

***** See Appendix Page for comments regarding this certificate *****

ALS Canada Ltd.
2103 Dollarton Hwy
North Vancouver BC V7H 0A7
Phone: 604 984 0221 Fax: 604 984 0218 www.alsglobal.com

To: **SILVER RANGE RESOURCES LTD.**
C/O ARCHER, CATHRO & ASSOCIATES (1981) LIMITED
1016-510 W HASTINGS ST
VANCOUVER BC V6B 1L8

Finalized Date: 11-AUG-2012
Account: RANSIL

Project: Keg-Group 3

CERTIFICATE OF ANALYSIS WH12182385

Sample Description	Method	ME-MS41	ME-MS41	ME-MS41	ME-MS41	ME-MS41	ME-MS41	ME-MS41	ME-MS41	ME-MS41	ME-MS41	ME-MS41	ME-MS41	ME-MS41	ME-MS41	ME-MS41
	Analyte	Cs	Cu	Fe	Ga	Ge	Hf	Hg	In	K	La	Li	Mg	Mn	Mo	Na
	Units	ppm	ppm	%	ppm	ppm	ppm	ppm	ppm	%	ppm	ppm	%	ppm	ppm	%
	LOR	0.05	0.2	0.01	0.05	0.05	0.02	0.01	0.005	0.01	0.2	0.1	0.01	5	0.05	0.01
ZZ42514		9.08	17.2	3.50	8.62	0.10	0.18	0.07	0.096	0.30	8.4	24.4	1.59	273	1.44	0.05
ZZ42515		4.55	15.4	2.58	7.87	0.10	0.09	0.06	0.050	0.10	8.4	17.1	1.05	303	1.09	0.05
ZZ42516		4.38	16.8	2.68	8.53	0.15	0.13	0.04	0.036	0.16	13.2	16.5	0.98	287	1.69	0.04
ZZ42517		4.06	12.9	2.47	7.63	0.08	0.05	0.05	0.048	0.09	14.9	16.3	0.77	302	1.63	0.02
ZZ42518		4.63	12.0	2.64	9.08	0.06	0.04	0.11	0.037	0.08	8.1	18.1	1.02	426	1.83	0.01
ZZ42519		3.69	43.1	4.83	8.24	0.08	0.08	0.09	0.035	0.11	8.1	16.3	0.89	255	2.64	0.01
ZZ42520		3.81	12.6	2.42	7.00	0.08	0.07	0.07	0.025	0.12	8.3	16.9	0.84	184	1.91	0.01
ZZ42521		5.05	21.4	2.73	9.00	0.08	0.11	0.07	0.034	0.13	11.3	21.5	1.20	261	2.06	0.01
ZZ42523		3.59	14.5	1.92	7.16	0.06	0.11	0.08	0.061	0.10	9.5	14.9	0.51	206	1.27	0.03
ZZ42524		4.01	16.7	1.81	6.11	0.08	0.12	0.09	0.047	0.09	9.4	15.0	0.56	286	0.81	0.03
ZZ42525		4.16	18.5	1.75	6.26	0.06	0.10	0.06	0.042	0.10	9.6	13.9	0.55	204	0.85	0.04
ZZ42526		3.32	17.6	1.60	5.77	0.06	0.07	0.05	0.041	0.09	8.9	11.5	0.47	270	0.74	0.04
ZZ42527		1.62	16.0	0.89	3.05	0.05	0.05	0.05	0.024	0.05	6.5	7.4	0.27	234	0.52	0.04
ZZ42528		1.68	17.3	1.30	4.68	0.05	0.07	0.06	0.017	0.05	7.2	10.9	0.49	352	1.37	0.03
ZZ42529		2.36	19.3	1.63	5.06	0.05	0.05	0.05	0.021	0.06	10.6	11.6	0.46	560	1.00	0.02
ZZ42530		1.30	12.5	1.04	3.12	<0.05	0.04	0.05	0.012	0.05	5.0	7.2	0.27	223	0.83	0.03
ZZ42531		2.51	24.4	1.72	6.40	<0.05	0.06	0.05	0.025	0.06	7.9	14.1	0.71	355	1.12	0.03
ZZ42532		2.71	15.0	1.86	5.53	<0.05	0.06	0.04	0.028	0.07	11.2	15.5	0.58	319	1.11	0.02
ZZ42533		3.05	21.3	1.69	5.61	<0.05	0.07	0.05	0.034	0.10	10.5	16.1	0.52	304	1.16	0.03
ZZ42534		2.48	22.3	1.73	4.53	<0.05	0.08	0.08	0.049	0.08	9.8	12.5	0.44	466	1.52	0.02
ZZ42535		2.10	23.9	1.57	5.01	<0.05	0.06	0.08	0.047	0.08	9.8	13.6	0.43	262	1.29	0.02
ZZ42536		2.31	30.8	2.03	5.01	<0.05	0.10	0.10	0.061	0.10	13.3	13.9	0.47	487	1.76	0.01
ZZ42537		2.76	32.0	2.17	5.33	<0.05	0.11	0.08	0.040	0.11	14.2	16.2	0.53	352	2.32	0.02
ZZ42538		1.62	14.0	2.12	5.62	<0.05	0.02	0.05	0.024	0.07	12.8	11.7	0.29	168	2.13	0.01
ZZ42539		0.60	3.7	0.65	1.60	<0.05	<0.02	0.02	<0.005	0.03	1.7	0.9	0.03	39	0.46	0.03

***** See Appendix Page for comments regarding this certificate *****

ALS Canada Ltd.
2103 Dollarton Hwy
North Vancouver BC V7H 0A7
Phone: 604 984 0221 Fax: 604 984 0218 www.alsglobal.com

To: **SILVER RANGE RESOURCES LTD.**
C/O ARCHER, CATHRO & ASSOCIATES (1981) LIMITED
1016-510 W HASTINGS ST
VANCOUVER BC V6B 1L8

Finalized Date: 11-AUG-2012
Account: RANSIL

Project: Keg-Group 3

CERTIFICATE OF ANALYSIS WH12182385

Sample Description	Method	ME-MS41	ME-MS41	ME-MS41	ME-MS41	ME-MS41	ME-MS41	ME-MS41	ME-MS41	ME-MS41	ME-MS41	ME-MS41	ME-MS41	ME-MS41	ME-MS41	ME-MS41
	Analyte	Nb	Ni	P	Pb	Rb	Re	S	Sb	Sc	Se	Sn	Sr	Ta	Te	Th
	Units	ppm	ppm	ppm	ppm	ppm	ppm	%	ppm	ppm	ppm	ppm	ppm	ppm	ppm	ppm
	LOR	0.05	0.2	10	0.2	0.1	0.001	0.01	0.05	0.1	0.2	0.2	0.2	0.01	0.01	0.2
ZZ42514		2.84	30.4	410	20.3	51.5	<0.001	0.08	1.88	4.9	1.2	1.6	230	0.01	0.08	6.8
ZZ42515		1.65	29.5	570	16.1	24.4	<0.001	0.08	1.26	4.2	1.1	0.8	103.0	<0.01	0.05	2.7
ZZ42516		3.13	35.8	390	17.6	27.1	0.001	0.05	1.59	5.5	0.7	1.0	85.5	0.01	0.05	6.4
ZZ42517		1.89	27.5	530	15.9	25.9	<0.001	0.05	1.50	3.8	<0.2	1.1	38.4	0.01	0.06	2.6
ZZ42518		2.24	23.1	660	28.4	18.4	<0.001	0.08	1.60	3.0	<0.2	1.1	27.8	0.01	0.07	1.3
ZZ42519		2.21	37.7	900	27.9	23.3	<0.001	0.16	1.55	3.4	4.2	1.2	24.0	0.02	0.07	2.2
ZZ42520		2.82	29.6	550	16.0	23.3	<0.001	0.06	2.50	2.8	0.6	0.9	27.4	0.01	0.05	2.6
ZZ42521		2.75	38.5	490	24.7	32.4	<0.001	0.05	2.48	4.9	1.0	1.2	36.3	<0.01	0.04	5.2
ZZ42523		2.47	28.2	440	54.2	19.7	<0.001	0.05	2.14	3.0	0.9	2.6	53.1	0.01	0.05	4.0
ZZ42524		2.05	24.4	520	43.8	17.4	<0.001	0.09	2.28	2.7	0.9	2.9	84.8	0.01	0.05	2.7
ZZ42525		1.70	24.2	480	45.2	20.8	<0.001	0.08	2.89	2.7	0.5	5.9	73.4	0.01	0.05	2.4
ZZ42526		1.76	19.4	550	24.6	15.7	<0.001	0.07	1.66	2.0	0.7	2.1	72.0	0.01	0.04	1.7
ZZ42527		0.64	11.9	670	12.6	8.8	<0.001	0.07	1.05	1.1	0.2	0.9	52.3	<0.01	0.03	0.7
ZZ42528		1.00	11.0	890	7.6	8.1	<0.001	0.07	0.82	1.9	0.8	0.7	28.2	<0.01	0.03	1.0
ZZ42529		1.07	18.8	790	9.0	16.2	<0.001	0.07	0.84	2.1	1.1	0.7	40.2	<0.01	0.04	1.1
ZZ42530		0.75	10.8	670	7.1	8.3	<0.001	0.08	0.80	1.4	0.7	0.3	29.1	<0.01	0.03	0.7
ZZ42531		1.54	24.9	830	13.3	12.7	<0.001	0.10	1.33	2.5	1.4	1.1	62.3	0.01	0.05	1.2
ZZ42532		1.49	23.1	720	31.7	12.7	<0.001	0.05	2.12	2.7	0.8	2.0	40.1	<0.01	0.03	1.9
ZZ42533		1.69	26.4	640	33.4	18.3	<0.001	0.05	2.17	2.9	1.0	2.1	48.8	0.01	0.04	2.3
ZZ42534		1.13	25.9	1060	80.9	17.6	<0.001	0.10	4.13	2.1	1.5	6.5	63.2	<0.01	0.05	1.6
ZZ42535		1.31	26.7	850	62.6	17.0	<0.001	0.06	3.48	2.5	1.4	9.9	49.0	<0.01	0.05	1.7
ZZ42536		1.52	32.2	890	83.0	17.3	0.001	0.07	4.44	3.2	2.2	7.9	59.5	0.01	0.06	2.9
ZZ42537		1.98	36.7	740	35.6	19.4	<0.001	0.04	2.95	3.5	1.3	1.8	60.9	<0.01	0.06	3.5
ZZ42538		1.79	20.7	400	19.3	13.4	<0.001	0.02	1.51	2.3	0.7	1.1	16.6	<0.01	0.05	2.3
ZZ42539		0.20	2.9	220	2.9	2.7	<0.001	0.01	0.25	0.2	<0.2	0.2	7.3	<0.01	0.01	<0.2

***** See Appendix Page for comments regarding this certificate *****

ALS Canada Ltd.
2103 Dollarton Hwy
North Vancouver BC V7H 0A7
Phone: 604 984 0221 Fax: 604 984 0218 www.alsglobal.com

To: **SILVER RANGE RESOURCES LTD.**
C/O ARCHER, CATHRO & ASSOCIATES (1981) LIMITED
1016-510 W HASTINGS ST
VANCOUVER BC V6B 1L8

Finalized Date: 11-AUG-2012
Account: RANSIL

Project: Keg-Group 3

CERTIFICATE OF ANALYSIS WH12182385

Sample Description	Method	ME-MS41	ME-MS41	ME-MS41	ME-MS41	ME-MS41	ME-MS41	ME-MS41	ME-MS41
	Analyte	Ti	Tl	U	V	W	Y	Zn	Zr
	Units	%	ppm	ppm	ppm	ppm	ppm	ppm	ppm
	LOR	0.005	0.02	0.05	1	0.05	0.05	2	0.5
ZZ42514		0.055	0.64	1.35	170	0.29	21.4	440	6.5
ZZ42515		0.047	0.38	1.18	177	0.21	10.40	204	3.2
ZZ42516		0.072	0.37	1.54	190	0.50	12.65	125	6.3
ZZ42517		0.053	0.34	0.96	149	0.29	8.99	148	1.5
ZZ42518		0.081	0.30	1.02	188	0.35	5.81	200	1.7
ZZ42519		0.066	0.36	1.12	125	0.27	5.82	74	2.4
ZZ42520		0.075	0.36	0.95	129	0.30	6.02	103	2.3
ZZ42521		0.082	0.54	1.73	164	0.30	9.21	104	3.3
ZZ42523		0.048	0.33	1.34	115	0.24	9.82	130	4.0
ZZ42524		0.038	0.30	1.90	110	0.20	10.30	145	4.4
ZZ42525		0.035	0.29	1.44	105	0.19	9.19	111	3.8
ZZ42526		0.034	0.23	1.18	94	0.13	7.09	185	2.7
ZZ42527		0.021	0.17	0.81	46	0.07	4.98	121	1.9
ZZ42528		0.031	0.16	1.17	115	0.16	7.67	95	2.1
ZZ42529		0.033	0.25	1.85	97	0.15	9.68	102	1.9
ZZ42530		0.028	0.16	1.04	56	0.12	4.22	61	1.6
ZZ42531		0.036	0.27	2.43	129	0.17	7.88	149	2.8
ZZ42532		0.039	0.30	1.36	115	0.18	11.00	131	2.1
ZZ42533		0.038	0.26	1.59	100	0.21	8.08	134	2.7
ZZ42534		0.023	0.24	1.72	78	0.17	9.29	161	3.3
ZZ42535		0.024	0.23	1.57	74	0.15	8.89	153	2.4
ZZ42536		0.024	0.28	2.12	82	0.18	14.10	159	3.9
ZZ42537		0.031	0.33	1.55	87	0.21	12.50	155	4.7
ZZ42538		0.042	0.22	0.70	73	0.23	5.14	73	0.6
ZZ42539		0.022	0.05	0.14	22	<0.05	0.63	15	<0.5

***** See Appendix Page for comments regarding this certificate *****

ALS Canada Ltd.
2103 Dollarton Hwy
North Vancouver BC V7H 0A7
Phone: 604 984 0221 Fax: 604 984 0218 www.alsglobal.com

To: **SILVER RANGE RESOURCES LTD.**
C/O ARCHER, CATHRO & ASSOCIATES (1981) LIMITED
1016-510 W HASTINGS ST
VANCOUVER BC V6B 1L8

Finalized Date: 11-AUG-2012
Account: RANSIL

Project: Keg-Group 3

CERTIFICATE OF ANALYSIS WH12182385

Method	CERTIFICATE COMMENTS
ME-MS41	Gold determinations by this method are semi-quantitative due to the small sample weight used (0.5g).

ALS Canada Ltd.

2103 Dollarton Hwy
North Vancouver BC V7H 0A7
Phone: 604 984 0221 Fax: 604 984 0218 www.alsglobal.com

To: **SILVER RANGE RESOURCES LTD.**
C/O ARCHER, CATHRO & ASSOCIATES (1981) LIMITED
1016-510 W HASTINGS ST
VANCOUVER BC V6B 1L8

Finalized Date: 21-AUG-2012
Account: RANSIL

CERTIFICATE WH12182386

Project: Keg-Group 4

P.O. No.:

This report is for 122 Soil samples submitted to our lab in Whitehorse, YT, Canada on 6-AUG-2012.

The following have access to data associated with this certificate:

MATT DUMALA	JOAN MARIACHER	HEATHER SMITH

SAMPLE PREPARATION

ALS CODE	DESCRIPTION
WEI-21	Received Sample Weight
LOG-22	Sample login - Rcd w/o BarCode
SCR-41	Screen to -180um and save both

ANALYTICAL PROCEDURES

ALS CODE	DESCRIPTION	INSTRUMENT
Au-ICP21	Au 30g FA ICP-AES Finish	ICP-AES
ME-MS41	51 anal. aqua regia ICPMS	

To: **SILVER RANGE RESOURCES LTD.**
ATTN: JOAN MARIACHER
C/O ARCHER, CATHRO & ASSOCIATES (1981) LIMITED
1016-510 W HASTINGS ST
VANCOUVER BC V6B 1L8

This is the Final Report and supersedes any preliminary report with this certificate number. Results apply to samples as submitted. All pages of this report have been checked and approved for release.

***** See Appendix Page for comments regarding this certificate *****

Signature:

Colin Ramshaw, Vancouver Laboratory Manager

ALS Canada Ltd.
2103 Dollarton Hwy
North Vancouver BC V7H 0A7
Phone: 604 984 0221 Fax: 604 984 0218 www.alsglobal.com

To: **SILVER RANGE RESOURCES LTD.**
C/O ARCHER, CATHRO & ASSOCIATES (1981) LIMITED
1016-510 W HASTINGS ST
VANCOUVER BC V6B 1L8

Finalized Date: 21-AUG-2012
Account: RANSIL

Project: Keg-Group 4

CERTIFICATE OF ANALYSIS WH12182386

Sample Description	Method	WEI-21	Au-ICP21	ME-MS41	ME-MS41	ME-MS41	ME-MS41	ME-MS41	ME-MS41	ME-MS41	ME-MS41	ME-MS41	ME-MS41	ME-MS41	ME-MS41	ME-MS41
	Analyte	Recvd Wt.	Au	Ag	Al	As	Au	B	Ba	Be	Bi	Ca	Cd	Ce	Co	Cr
	Units	kg	ppm	ppm	%	ppm	ppm	ppm	ppm	ppm	ppm	%	ppm	ppm	ppm	ppm
	LOR	0.02	0.001	0.01	0.01	0.1	0.2	10	10	0.05	0.01	0.01	0.01	0.02	0.1	1
DD006151		0.28	0.006	0.07	2.69	5.1	<0.2	<10	200	1.10	0.17	1.26	0.14	44.9	20.3	77
DD006152		0.28	0.003	0.15	2.66	47.7	<0.2	<10	150	1.30	0.39	1.04	0.16	41.6	15.5	54
DD006153		0.26	0.005	0.10	2.87	5.1	<0.2	<10	230	1.05	0.66	1.15	0.13	61.0	16.0	44
DD006154		0.22	0.004	0.13	2.60	15.5	<0.2	<10	230	0.93	0.34	0.86	0.19	47.1	15.0	45
DD006155		0.34	0.004	0.13	1.92	83.8	<0.2	<10	100	1.93	0.26	0.86	0.11	42.4	11.9	48
DD006156		0.22	0.004	0.15	2.41	19.0	<0.2	<10	250	2.01	0.79	1.49	0.13	68.7	15.5	73
DD006157		0.26	0.003	0.15	3.08	34.3	<0.2	<10	220	0.98	0.25	1.08	0.09	33.4	28.7	102
DD006158		0.27	0.004	0.15	3.36	33.6	<0.2	<10	220	1.15	0.17	1.49	0.11	35.5	32.3	122
DD006159		0.25	0.005	0.08	3.02	34.2	<0.2	<10	190	1.18	0.25	0.69	0.15	32.8	24.0	94
DD006160		0.26	0.004	0.06	2.28	7.1	<0.2	<10	190	1.01	0.35	0.51	0.08	48.8	11.8	39
DD006161		0.26	0.004	0.20	2.57	10.4	<0.2	<10	200	1.32	0.77	0.85	0.16	97.2	9.8	34
DD006162		0.25	0.007	0.10	1.97	6.1	<0.2	<10	170	0.70	0.33	0.68	0.09	53.1	11.1	52
DD006163		0.37	0.003	0.12	2.09	64.3	<0.2	<10	180	0.80	0.83	0.92	0.12	46.2	5.5	15
DD006164		0.30	0.005	0.10	2.62	5.6	<0.2	<10	220	0.87	0.15	1.16	0.12	32.8	14.9	54
DD006165		0.25	0.009	0.12	3.04	5.4	<0.2	<10	190	1.42	0.21	1.09	0.12	55.0	15.1	57
DD006166		0.26	0.005	0.13	2.19	7.0	<0.2	<10	250	0.74	0.37	0.97	0.14	43.0	12.6	33
DD006167		0.27	0.004	0.20	2.35	5.9	<0.2	<10	250	0.62	0.56	1.12	0.15	32.1	16.4	43
DD006168		0.26	0.007	0.15	1.90	7.1	<0.2	<10	210	0.52	0.47	0.86	0.16	36.0	14.0	32
DD006169		0.29	0.005	0.12	2.64	7.0	<0.2	<10	330	0.79	0.68	0.78	0.21	37.9	17.8	36
DD006170		0.19	0.005	0.19	2.96	6.8	<0.2	10	270	0.89	0.98	1.43	0.14	33.3	28.0	48
DD006171		0.21	0.005	0.10	3.78	2.8	<0.2	<10	290	0.77	0.14	1.44	0.10	24.4	32.4	61
DD006172		0.21	0.007	0.16	3.78	7.7	<0.2	<10	290	0.88	0.29	1.32	0.12	34.5	31.4	63
DD006173		0.35	0.004	0.35	1.78	22.2	<0.2	<10	160	0.71	0.61	0.76	0.17	53.2	12.6	41
DD006174		0.25	0.006	0.49	2.09	39.4	<0.2	<10	220	0.78	1.08	0.65	0.21	45.2	12.9	52
DD006175		0.28	0.004	0.37	1.81	33.6	<0.2	<10	180	0.76	0.67	0.69	0.18	54.8	10.5	38
DD006176		0.24	0.004	0.10	1.59	18.3	<0.2	<10	160	0.53	0.57	0.31	0.33	31.6	5.9	24
DD006177		0.26	0.004	0.16	1.84	19.2	<0.2	<10	270	0.83	0.43	0.39	0.32	62.2	6.8	22
DD006178		0.27	0.004	0.16	3.79	8.1	<0.2	<10	220	0.90	0.43	1.38	0.17	36.1	29.4	69
DD006179		0.29	0.003	0.64	2.19	63.2	<0.2	<10	120	1.34	1.85	0.78	0.24	42.3	8.5	21
DD006180		0.25	0.009	0.58	2.33	30.2	<0.2	<10	220	1.46	0.90	1.47	0.55	60.2	9.3	44
DD006181		0.30	0.008	0.30	2.43	22.5	<0.2	<10	210	1.37	0.55	0.97	0.38	55.7	12.5	87
DD006182		0.24	0.007	0.37	2.71	22.1	<0.2	<10	190	1.37	1.51	0.84	0.23	45.7	15.5	104
DD006183		0.26	0.005	0.13	2.80	6.7	<0.2	<10	390	0.68	0.23	1.00	0.16	26.0	20.1	102
DD006184		0.24	0.005	0.07	3.28	4.4	<0.2	<10	450	0.49	0.13	1.15	0.15	22.7	29.5	134
DD006185		0.35	0.010	0.07	3.01	4.9	<0.2	<10	520	0.47	0.14	0.78	0.23	26.1	29.0	125
DD006186		0.32	0.003	0.06	3.81	3.1	<0.2	<10	470	0.59	0.14	1.29	0.13	24.4	28.3	113
DD006187		0.24	0.007	0.06	3.05	5.5	<0.2	<10	180	0.40	0.11	0.71	0.09	21.3	29.9	68
DD006188		0.31	0.009	0.07	3.26	6.0	<0.2	<10	210	0.52	0.11	1.10	0.12	26.8	32.8	77
DD006189		0.18	0.013	0.07	3.43	3.3	<0.2	<10	240	0.60	0.13	0.78	0.14	22.1	26.3	64
DD006190		0.27	0.006	0.05	2.91	5.2	<0.2	<10	410	0.56	0.14	0.71	0.15	25.8	25.1	96

***** See Appendix Page for comments regarding this certificate *****

ALS Canada Ltd.
2103 Dollarton Hwy
North Vancouver BC V7H 0A7
Phone: 604 984 0221 Fax: 604 984 0218 www.alsglobal.com

To: **SILVER RANGE RESOURCES LTD.**
C/O ARCHER, CATHRO & ASSOCIATES (1981) LIMITED
1016-510 W HASTINGS ST
VANCOUVER BC V6B 1L8

Finalized Date: 21-AUG-2012
Account: RANSIL

Project: Keg-Group 4

CERTIFICATE OF ANALYSIS WH12182386

Sample Description	Method	ME-MS41	ME-MS41	ME-MS41	ME-MS41	ME-MS41	ME-MS41	ME-MS41	ME-MS41	ME-MS41	ME-MS41	ME-MS41	ME-MS41	ME-MS41	ME-MS41	ME-MS41
	Analyte	Cs	Cu	Fe	Ga	Ge	Hf	Hg	In	K	La	Li	Mg	Mn	Mo	Na
	Units	ppm	ppm	%	ppm	ppm	ppm	ppm	ppm	%	ppm	ppm	%	ppm	ppm	%
	LOR	0.05	0.2	0.01	0.05	0.05	0.02	0.01	0.005	0.01	0.2	0.1	0.01	5	0.05	0.01
DD006151		4.35	61.9	3.02	8.27	0.10	0.08	0.02	0.026	0.13	18.7	37.2	1.71	423	0.51	0.04
DD006152		6.17	60.3	3.16	8.16	0.09	0.05	0.02	0.036	0.12	16.0	37.2	1.47	404	0.52	0.03
DD006153		6.05	59.7	3.40	9.86	0.14	0.06	0.02	0.036	0.47	23.6	49.3	1.11	486	0.44	0.03
DD006154		5.77	57.6	3.28	8.83	0.17	0.05	0.04	0.039	0.45	22.3	44.7	0.96	436	0.64	0.03
DD006155		7.26	48.7	2.62	7.44	0.09	0.05	0.02	0.032	0.16	22.3	32.7	0.81	570	1.24	0.02
DD006156		4.09	72.3	3.03	8.78	0.15	0.06	0.05	0.037	0.26	45.5	41.9	0.97	449	1.01	0.03
DD006157		8.25	116.5	4.63	10.55	0.12	0.07	0.02	0.039	0.30	16.9	36.9	2.14	422	0.75	0.04
DD006158		10.70	100.5	4.84	11.35	0.15	0.08	0.01	0.042	0.40	18.0	43.1	2.49	475	0.68	0.05
DD006159		7.10	65.0	4.18	10.10	0.12	0.03	0.04	0.033	0.27	11.4	46.3	1.80	370	0.69	0.03
DD006160		3.53	25.7	2.65	6.88	0.11	0.03	0.05	0.033	0.12	22.9	36.0	0.72	584	1.52	0.03
DD006161		6.46	32.3	3.02	9.03	0.15	0.02	0.04	0.042	0.23	44.5	51.9	0.64	587	1.37	0.03
DD006162		3.36	31.9	2.45	6.53	0.12	0.03	0.03	0.026	0.18	25.3	37.4	0.74	325	0.76	0.03
DD006163		8.42	12.2	2.37	5.82	0.12	0.13	0.01	0.041	0.31	21.2	38.6	0.50	410	0.55	0.03
DD006164		3.21	81.4	3.22	9.15	0.14	0.06	0.02	0.025	0.25	17.7	33.8	1.24	250	0.57	0.05
DD006165		5.13	71.5	3.10	9.73	0.14	0.03	0.03	0.031	0.29	28.9	47.6	1.05	353	0.82	0.03
DD006166		4.23	52.3	2.83	7.32	0.14	0.04	0.03	0.025	0.24	23.7	31.4	0.80	349	0.93	0.03
DD006167		3.48	71.9	3.06	8.00	0.11	0.03	0.03	0.027	0.26	17.1	32.0	1.08	305	1.33	0.04
DD006168		2.83	55.2	2.80	6.58	0.12	0.04	0.01	0.023	0.22	19.6	27.1	0.90	315	0.93	0.03
DD006169		3.76	65.0	3.43	8.41	0.12	0.04	0.02	0.027	0.31	19.2	37.7	1.05	403	0.73	0.04
DD006170		5.56	124.5	4.00	11.00	0.14	0.04	0.02	0.027	0.41	15.9	52.9	1.50	451	2.39	0.04
DD006171		5.32	138.0	4.92	13.85	0.13	0.04	0.02	0.035	0.56	12.5	41.1	1.92	362	1.23	0.06
DD006172		4.36	124.0	4.65	13.25	0.12	0.04	0.01	0.038	0.51	18.0	41.9	1.86	472	1.04	0.06
DD006173		3.73	56.7	2.38	6.05	0.12	0.06	0.07	0.026	0.18	27.9	32.4	0.58	311	0.77	0.03
DD006174		4.20	48.5	2.73	6.95	0.12	0.03	0.04	0.026	0.16	22.1	34.6	0.63	366	1.02	0.03
DD006175		3.89	41.9	2.40	5.90	0.13	0.04	0.02	0.027	0.17	25.4	33.3	0.55	315	0.75	0.03
DD006176		5.55	14.2	2.31	7.22	0.08	0.03	0.04	0.023	0.14	11.9	29.5	0.37	263	1.74	0.02
DD006177		7.51	16.2	2.42	6.80	0.11	0.02	0.04	0.024	0.14	29.1	35.9	0.40	345	0.96	0.02
DD006178		7.06	108.0	4.28	11.10	0.12	0.08	0.01	0.036	0.48	18.7	55.7	1.54	435	0.38	0.06
DD006179		6.68	27.4	2.56	7.27	0.12	0.08	0.02	0.044	0.21	20.7	45.9	0.51	408	0.87	0.03
DD006180		4.05	60.8	2.60	6.12	0.09	0.06	0.11	0.034	0.14	34.7	34.4	0.47	447	1.26	0.03
DD006181		4.23	67.3	3.07	7.57	0.09	0.07	0.07	0.037	0.18	29.5	47.8	0.69	408	1.05	0.02
DD006182		3.81	64.4	3.17	7.25	0.08	0.05	0.08	0.031	0.23	24.0	40.7	0.88	403	1.11	0.03
DD006183		4.11	104.5	2.92	7.09	0.05	0.02	0.10	0.022	0.09	15.7	38.1	1.30	351	1.05	0.04
DD006184		5.14	123.5	3.90	9.39	0.07	<0.02	0.06	0.026	0.23	11.6	50.1	2.19	427	0.77	0.04
DD006185		4.18	142.0	3.77	9.15	0.08	0.02	0.05	0.025	0.28	13.6	41.6	1.68	339	0.65	0.04
DD006186		5.25	158.0	4.05	12.70	0.08	0.02	0.06	0.029	0.59	11.9	50.8	2.25	223	0.46	0.05
DD006187		6.47	149.5	4.41	9.68	0.09	0.02	0.05	0.024	0.59	10.4	47.5	1.87	244	0.83	0.05
DD006188		3.50	133.5	4.38	11.45	0.10	0.02	0.07	0.027	0.54	14.1	45.8	2.04	251	0.76	0.06
DD006189		4.07	191.5	3.84	11.00	0.07	0.02	0.08	0.026	0.35	11.1	38.2	1.74	263	0.93	0.04
DD006190		3.21	98.4	4.21	8.64	0.07	0.02	0.06	0.024	0.43	13.5	35.9	1.35	391	0.83	0.03

***** See Appendix Page for comments regarding this certificate *****

ALS Canada Ltd.
2103 Dollarton Hwy
North Vancouver BC V7H 0A7
Phone: 604 984 0221 Fax: 604 984 0218 www.alsglobal.com

To: **SILVER RANGE RESOURCES LTD.**
C/O ARCHER, CATHRO & ASSOCIATES (1981) LIMITED
1016-510 W HASTINGS ST
VANCOUVER BC V6B 1L8

Finalized Date: 21-AUG-2012
Account: RANSIL

Project: Keg-Group 4

CERTIFICATE OF ANALYSIS WH12182386

Sample Description	Method	ME-MS41	ME-MS41	ME-MS41	ME-MS41	ME-MS41	ME-MS41	ME-MS41	ME-MS41	ME-MS41	ME-MS41	ME-MS41	ME-MS41	ME-MS41	ME-MS41	ME-MS41
	Analyte	Nb	Ni	P	Pb	Rb	Re	S	Sb	Sc	Se	Sn	Sr	Ta	Te	Th
	Units	ppm	ppm	ppm	ppm	ppm	ppm	%	ppm	ppm	ppm	ppm	ppm	ppm	ppm	ppm
	LOR	0.05	0.2	10	0.2	0.1	0.001	0.01	0.05	0.1	0.2	0.2	0.2	0.01	0.01	0.2
DD006151		2.45	93.4	910	10.8	19.5	<0.001	0.03	0.44	6.5	0.8	1.0	57.0	<0.01	0.01	5.9
DD006152		1.78	59.8	910	21.8	18.1	<0.001	0.02	1.10	5.6	0.6	1.0	56.9	<0.01	0.03	5.4
DD006153		5.11	40.4	1000	13.8	58.8	0.001	0.03	0.35	8.0	0.6	2.1	57.4	0.01	0.03	8.0
DD006154		4.46	38.3	1020	17.4	51.6	<0.001	0.03	0.47	7.9	0.5	1.8	47.3	<0.01	0.01	5.7
DD006155		1.42	35.8	610	22.3	18.8	<0.001	0.01	1.28	5.1	0.7	1.0	28.0	<0.01	0.02	7.8
DD006156		2.92	55.6	760	23.8	29.9	<0.001	0.06	0.54	5.9	1.3	1.2	48.2	<0.01	0.02	6.5
DD006157		2.52	101.0	1110	9.8	32.2	<0.001	0.02	1.00	11.9	0.9	1.0	47.9	<0.01	0.02	5.5
DD006158		2.10	125.0	1240	10.4	40.7	<0.001	0.01	1.38	13.5	0.4	1.1	55.5	<0.01	0.01	7.8
DD006159		3.24	89.2	930	12.1	29.4	<0.001	0.04	0.95	8.8	0.3	1.0	38.8	<0.01	0.01	3.5
DD006160		2.31	26.5	950	13.3	23.5	<0.001	0.06	0.40	3.7	0.8	1.1	35.8	<0.01	0.03	3.3
DD006161		3.64	24.2	1010	25.6	53.9	0.001	0.07	0.53	4.3	1.3	2.5	45.3	0.01	0.04	3.7
DD006162		3.01	33.6	670	8.7	30.1	0.001	0.05	0.33	4.6	0.8	1.5	33.9	<0.01	0.03	4.1
DD006163		1.50	11.1	900	25.4	49.5	<0.001	<0.01	0.32	5.7	1.0	2.5	64.6	<0.01	0.02	14.7
DD006164		3.32	47.5	980	5.9	21.0	0.001	0.02	0.39	7.6	0.5	0.8	47.2	<0.01	0.02	3.6
DD006165		3.58	43.9	950	9.3	34.9	<0.001	0.07	0.41	5.9	0.5	1.3	44.7	<0.01	<0.01	3.0
DD006166		3.21	27.4	900	10.5	26.5	<0.001	0.05	0.54	5.4	0.9	1.3	40.7	0.01	0.03	3.5
DD006167		3.78	39.1	910	12.8	24.7	<0.001	0.07	0.42	5.6	0.6	1.0	34.2	<0.01	0.03	1.9
DD006168		3.03	33.6	780	8.0	21.2	<0.001	0.03	0.43	5.3	0.7	1.0	31.9	<0.01	0.02	4.9
DD006169		4.22	36.9	720	9.1	30.9	<0.001	0.03	0.44	6.9	0.9	1.7	31.0	<0.01	0.03	5.5
DD006170		5.88	50.9	820	8.6	40.3	0.001	0.09	0.85	9.3	0.6	2.1	36.7	0.01	0.03	2.8
DD006171		6.15	61.7	1320	3.6	35.8	<0.001	0.05	0.41	15.5	1.1	1.0	42.6	<0.01	0.04	2.1
DD006172		5.74	59.8	1140	8.1	39.9	0.001	0.07	0.42	13.2	0.9	1.4	35.9	<0.01	<0.01	2.9
DD006173		2.13	32.8	810	14.2	21.5	<0.001	0.04	4.06	5.3	0.6	1.6	32.1	<0.01	0.01	5.8
DD006174		2.08	40.1	760	24.1	20.4	<0.001	0.05	1.62	4.7	0.8	1.7	30.4	<0.01	0.01	3.6
DD006175		2.14	31.7	560	16.0	20.4	<0.001	0.04	1.88	4.4	0.5	1.5	26.6	<0.01	0.03	4.9
DD006176		2.72	14.1	660	15.1	25.6	<0.001	0.04	0.79	3.0	0.7	2.6	23.8	<0.01	0.02	2.7
DD006177		2.21	14.6	910	17.6	33.2	0.001	0.05	0.62	3.0	1.2	2.9	41.6	<0.01	0.02	3.0
DD006178		4.36	71.1	980	11.3	34.4	<0.001	0.03	0.60	13.5	0.7	1.7	48.3	<0.01	0.02	6.2
DD006179		2.72	17.7	390	51.5	24.6	<0.001	0.02	1.19	5.0	0.9	2.9	30.8	<0.01	0.04	11.0
DD006180		1.23	29.4	1280	62.6	15.8	0.001	0.12	1.13	3.7	1.4	1.3	40.8	<0.01	0.01	4.2
DD006181		1.54	50.4	850	35.3	22.4	0.001	0.08	0.78	5.9	1.5	1.9	34.8	<0.01	0.01	6.4
DD006182		2.07	67.7	920	36.1	24.9	0.002	0.09	0.78	5.6	1.2	1.4	33.5	<0.01	0.02	7.2
DD006183		1.41	96.9	1200	7.7	10.6	0.001	0.09	0.45	4.3	0.7	0.6	75.0	<0.01	0.01	1.1
DD006184		2.21	118.5	1330	5.0	19.6	0.001	0.06	0.33	6.5	0.4	0.7	60.5	0.01	0.01	1.2
DD006185		1.73	89.4	1360	5.0	23.6	0.001	0.03	0.48	8.4	0.6	0.8	81.7	<0.01	0.02	2.3
DD006186		3.33	77.6	1450	4.3	35.8	0.001	0.03	0.32	13.8	0.6	0.9	106.0	<0.01	0.02	1.9
DD006187		3.60	133.0	1220	4.6	36.2	0.001	0.03	0.27	10.7	0.5	0.8	26.1	<0.01	0.02	2.2
DD006188		3.59	140.0	1320	3.6	27.9	0.001	0.03	0.31	12.8	0.7	1.0	36.9	<0.01	0.05	3.3
DD006189		3.55	67.7	1190	4.5	26.7	0.001	0.08	0.27	8.9	0.5	0.7	36.2	<0.01	0.03	1.1
DD006190		2.57	69.4	1360	5.2	27.0	0.001	0.03	0.38	8.7	0.3	0.7	36.9	<0.01	0.02	2.7

***** See Appendix Page for comments regarding this certificate *****

ALS Canada Ltd.
2103 Dollarton Hwy
North Vancouver BC V7H 0A7
Phone: 604 984 0221 Fax: 604 984 0218 www.alsglobal.com

To: **SILVER RANGE RESOURCES LTD.**
C/O ARCHER, CATHRO & ASSOCIATES (1981) LIMITED
1016-510 W HASTINGS ST
VANCOUVER BC V6B 1L8

Finalized Date: 21-AUG-2012
Account: RANSIL

Project: Keg-Group 4

CERTIFICATE OF ANALYSIS WH12182386

Sample Description	Method	ME-MS41	ME-MS41	ME-MS41	ME-MS41	ME-MS41	ME-MS41	ME-MS41	ME-MS41
	Analyte	Ti	Tl	U	V	W	Y	Zn	Zr
	Units	%	ppm	ppm	ppm	ppm	ppm	ppm	ppm
	LOR	0.005	0.02	0.05	1	0.05	0.05	2	0.5
DD006151		0.076	0.18	3.13	81	1.51	20.3	51	2.2
DD006152		0.058	0.20	2.84	72	0.19	17.05	59	1.5
DD006153		0.187	0.38	1.92	93	0.53	16.80	63	1.7
DD006154		0.175	0.31	2.09	87	2.72	16.05	67	1.5
DD006155		0.043	0.21	6.46	52	0.18	21.0	47	1.6
DD006156		0.063	0.28	7.34	78	0.34	35.1	69	2.0
DD006157		0.151	0.28	2.44	129	0.42	16.95	60	2.3
DD006158		0.157	0.30	1.44	135	1.70	18.20	58	2.0
DD006159		0.164	0.21	3.02	124	0.50	9.59	58	0.8
DD006160		0.081	0.24	3.78	59	0.28	10.90	52	0.8
DD006161		0.105	0.40	6.10	60	0.63	22.3	62	0.8
DD006162		0.113	0.24	3.23	57	0.58	11.25	50	1.1
DD006163		0.084	0.40	1.41	38	0.74	19.40	60	3.1
DD006164		0.158	0.16	1.99	104	0.23	11.60	50	1.9
DD006165		0.136	0.28	3.60	96	0.62	17.55	53	0.8
DD006166		0.126	0.23	2.80	83	0.36	13.65	53	1.3
DD006167		0.153	0.20	1.74	106	0.59	9.69	47	1.0
DD006168		0.128	0.16	2.11	84	0.68	11.95	48	1.2
DD006169		0.178	0.24	2.89	106	1.50	10.70	60	1.1
DD006170		0.232	0.29	2.90	163	0.73	12.90	54	1.2
DD006171		0.314	0.25	0.70	217	0.29	11.55	48	1.4
DD006172		0.255	0.28	2.04	191	0.33	14.35	52	1.4
DD006173		0.093	0.20	4.95	59	0.32	17.60	54	1.6
DD006174		0.098	0.19	4.54	70	0.80	14.90	59	1.2
DD006175		0.088	0.18	4.20	54	0.34	17.40	54	1.3
DD006176		0.101	0.24	1.82	54	0.39	7.99	56	0.8
DD006177		0.080	0.30	5.42	50	1.79	17.00	56	0.5
DD006178		0.258	0.29	2.62	154	0.23	13.00	59	2.5
DD006179		0.079	0.23	6.04	52	0.34	13.70	60	1.9
DD006180		0.044	0.13	8.53	59	0.31	24.2	65	1.5
DD006181		0.077	0.17	6.53	70	0.35	24.3	75	1.8
DD006182		0.100	0.18	4.42	83	0.29	19.45	58	1.3
DD006183		0.085	0.12	1.65	73	0.61	8.86	53	0.5
DD006184		0.198	0.16	0.61	116	1.59	6.78	60	0.5
DD006185		0.220	0.15	0.73	119	0.70	8.03	59	0.6
DD006186		0.286	0.20	0.54	171	0.31	9.03	38	0.6
DD006187		0.289	0.31	0.53	166	1.03	6.41	45	0.7
DD006188		0.285	0.18	0.60	183	3.54	9.17	44	0.9
DD006189		0.233	0.17	0.68	160	0.34	7.64	45	0.7
DD006190		0.274	0.17	0.67	133	1.67	6.66	57	0.8

***** See Appendix Page for comments regarding this certificate *****

ALS Canada Ltd.
2103 Dollarton Hwy
North Vancouver BC V7H 0A7
Phone: 604 984 0221 Fax: 604 984 0218 www.alsglobal.com

To: **SILVER RANGE RESOURCES LTD.**
C/O ARCHER, CATHRO & ASSOCIATES (1981) LIMITED
1016-510 W HASTINGS ST
VANCOUVER BC V6B 1L8

Finalized Date: 21-AUG-2012
Account: RANSIL

Project: Keg-Group 4

CERTIFICATE OF ANALYSIS WH12182386

Sample Description	Method	WEI-21	Au-ICP21	ME-MS41	ME-MS41	ME-MS41	ME-MS41	ME-MS41	ME-MS41	ME-MS41	ME-MS41	ME-MS41	ME-MS41	ME-MS41	ME-MS41	ME-MS41
	Analyte	Recvd Wt.	Au	Ag	Al	As	Au	B	Ba	Be	Bi	Ca	Cd	Ce	Co	Cr
	Units	kg	ppm	ppm	%	ppm	ppm	ppm	ppm	ppm	ppm	%	ppm	ppm	ppm	ppm
	LOR	0.02	0.001	0.01	0.01	0.1	0.2	10	10	0.05	0.01	0.01	0.01	0.02	0.1	1
DD006191		0.26	0.008	0.09	3.93	5.0	<0.2	<10	190	0.61	0.12	0.94	0.11	17.95	39.0	201
DD006192		0.25	0.002	0.10	3.08	6.7	<0.2	<10	240	0.42	0.17	1.08	0.18	15.05	26.8	185
DD006193		0.23	0.003	0.09	2.96	4.2	<0.2	<10	310	0.35	0.13	1.01	0.12	17.05	30.4	219
DD006194		0.25	0.002	0.09	3.45	3.8	<0.2	<10	290	0.32	0.17	1.18	0.16	12.75	36.7	279
DD006195		0.19	0.006	0.10	2.09	2.8	<0.2	<10	210	0.31	0.18	0.52	0.07	14.50	23.9	93
DD006196		0.23	0.004	0.12	2.66	4.8	<0.2	<10	310	0.36	0.17	0.87	0.15	18.55	22.6	91
DD006197		0.17	0.002	0.19	2.94	4.7	<0.2	<10	240	0.38	0.31	1.07	0.33	17.50	26.0	163
DD006198		0.34	0.002	0.17	3.54	4.3	<0.2	<10	240	0.48	0.18	0.95	0.17	17.25	24.3	99
DD006199		0.33	0.014	0.06	1.90	4.9	<0.2	<10	210	0.36	0.14	0.49	0.25	26.8	13.5	36
DD006200		0.22	0.002	0.10	2.27	3.0	<0.2	<10	250	0.42	0.14	0.49	0.12	21.2	15.6	36
DD006201		0.24	0.002	0.28	1.71	14.3	<0.2	<10	350	0.58	0.68	0.53	0.26	51.3	7.8	29
DD006202		0.24	0.003	0.45	1.78	17.8	<0.2	<10	450	0.80	0.73	0.45	0.29	102.0	12.6	28
DD006203		0.25	0.004	0.11	1.74	21.3	<0.2	<10	410	0.71	0.42	0.57	0.29	54.8	7.5	23
DD006204		0.29	0.002	0.26	1.74	20.1	<0.2	<10	320	0.64	0.73	0.68	0.30	58.8	11.6	30
DD006205		0.37	0.004	0.13	1.74	23.3	<0.2	<10	260	0.69	0.44	0.54	0.32	65.3	7.8	25
DD006206		0.29	0.003	0.13	2.05	17.2	<0.2	<10	290	0.82	0.49	0.64	0.16	67.1	9.5	32
DD006207		0.27	0.015	0.14	1.73	31.4	<0.2	<10	200	0.91	0.32	0.59	0.16	88.2	6.5	20
DD006208		0.27	0.002	0.14	2.25	24.0	<0.2	<10	230	1.05	0.41	0.72	0.19	89.9	8.6	24
DD006209		0.26	0.006	0.15	2.16	31.6	<0.2	<10	230	0.91	0.40	0.67	0.19	65.8	9.0	27
DD006210		0.28	0.002	0.23	2.24	23.5	<0.2	<10	300	1.12	0.63	0.62	0.23	76.0	10.0	35
DD006211		0.29	0.004	0.19	2.03	11.7	<0.2	<10	280	0.90	0.58	0.65	0.20	64.3	9.6	38
DD006212		0.28	0.008	0.17	2.08	16.7	<0.2	<10	260	1.01	0.59	0.66	0.21	60.9	11.5	42
DD006213		0.25	0.002	0.42	1.91	12.4	<0.2	<10	260	0.86	0.64	0.66	0.17	50.4	11.8	47
DD006214		0.34	0.003	0.11	2.00	30.6	<0.2	<10	260	0.91	0.93	0.77	0.21	46.4	6.8	22
DD006215		0.23	0.002	0.17	1.90	14.1	<0.2	<10	250	0.76	0.42	0.53	0.16	36.6	12.7	44
DD006216		0.24	0.002	0.12	2.25	12.9	<0.2	<10	300	0.69	0.48	0.59	0.21	40.6	19.6	65
DD006217		0.30	0.008	0.13	2.90	12.4	<0.2	<10	370	0.80	0.38	0.62	0.26	35.0	29.6	92
DD006218		0.20	0.005	0.18	2.12	37.6	<0.2	<10	310	0.86	1.00	0.56	0.16	39.3	13.4	44
DD006219		0.24	0.003	0.14	2.22	24.6	<0.2	<10	260	1.11	0.68	0.61	0.21	37.6	14.6	50
DD006220		0.22	0.004	0.13	2.65	18.3	<0.2	<10	340	1.02	0.49	0.66	0.20	37.5	16.2	54
DD006221		0.25	0.002	0.18	2.32	25.5	<0.2	<10	390	0.82	0.94	0.72	0.29	38.4	14.6	51
DD006222		0.28	0.004	0.09	2.44	9.7	<0.2	<10	390	0.60	0.35	0.57	0.24	28.7	22.7	78
DD006223		0.33	0.005	0.12	2.18	12.0	<0.2	<10	290	0.65	0.55	0.51	0.22	33.4	16.5	47
DD006224		0.32	0.003	0.13	1.97	36.0	<0.2	<10	230	0.62	1.16	0.30	0.18	27.8	9.9	36
DD006225		0.30	0.004	0.18	1.73	54.7	<0.2	<10	250	0.64	1.79	0.51	0.31	29.2	8.1	46
DD006226		0.37	0.002	0.18	2.18	68.3	<0.2	<10	310	0.85	2.78	0.65	0.33	52.0	14.3	60
DD006227		0.35	0.003	0.32	1.87	24.8	<0.2	<10	200	0.82	1.99	0.43	0.23	32.1	5.7	32
DD006228		0.27	0.004	0.15	2.07	58.1	<0.2	<10	300	0.77	1.93	0.70	0.22	44.6	14.9	72
DD006229		0.51	0.005	0.33	2.16	19.5	<0.2	<10	270	0.85	2.50	0.59	0.29	40.9	10.2	60
DD006230		0.31	0.003	0.21	1.54	23.4	<0.2	<10	280	0.69	1.30	0.73	0.39	50.6	9.4	58

***** See Appendix Page for comments regarding this certificate *****

ALS Canada Ltd.
2103 Dollarton Hwy
North Vancouver BC V7H 0A7
Phone: 604 984 0221 Fax: 604 984 0218 www.alsglobal.com

To: **SILVER RANGE RESOURCES LTD.**
C/O ARCHER, CATHRO & ASSOCIATES (1981) LIMITED
1016-510 W HASTINGS ST
VANCOUVER BC V6B 1L8

Finalized Date: 21-AUG-2012
Account: RANSIL

Project: Keg-Group 4

CERTIFICATE OF ANALYSIS WH12182386

Sample Description	Method	ME-MS41	ME-MS41	ME-MS41	ME-MS41	ME-MS41	ME-MS41	ME-MS41	ME-MS41	ME-MS41	ME-MS41	ME-MS41	ME-MS41	ME-MS41	ME-MS41	ME-MS41
	Analyte	Cs	Cu	Fe	Ga	Ge	Hf	Hg	In	K	La	Li	Mg	Mn	Mo	Na
	Units	ppm	ppm	%	ppm	ppm	ppm	ppm	ppm	%	ppm	ppm	%	ppm	ppm	%
	LOR	0.05	0.2	0.01	0.05	0.05	0.02	0.01	0.005	0.01	0.2	0.1	0.01	5	0.05	0.01
DD006191		3.63	160.0	4.52	10.75	0.06	0.03	0.06	0.035	0.72	8.9	34.2	1.85	352	0.66	0.04
DD006192		4.49	115.5	4.17	7.83	0.05	0.02	0.07	0.022	0.34	7.1	43.3	1.71	529	0.57	0.07
DD006193		4.05	146.0	4.07	8.60	0.06	0.02	0.08	0.021	0.32	7.9	37.2	1.66	451	0.46	0.05
DD006194		4.09	111.5	4.06	9.20	0.06	0.02	0.04	0.018	0.55	5.8	48.8	1.88	416	0.42	0.05
DD006195		1.92	75.1	2.76	6.23	<0.05	0.02	0.06	0.015	0.09	6.6	20.3	0.75	688	0.55	0.03
DD006196		3.07	103.5	3.49	8.25	0.05	0.02	0.07	0.022	0.24	9.7	32.3	1.28	255	0.84	0.04
DD006197		3.07	124.0	3.27	8.02	0.06	0.02	0.06	0.022	0.17	9.2	37.0	1.39	377	0.57	0.04
DD006198		3.73	105.0	4.30	10.20	0.06	0.02	0.07	0.021	0.50	9.6	28.2	1.43	366	1.08	0.05
DD006199		1.29	58.5	2.89	6.54	0.05	0.02	0.06	0.021	0.12	14.1	17.8	0.67	305	0.83	0.03
DD006200		1.55	76.5	3.02	7.90	0.05	<0.02	0.06	0.022	0.12	11.7	19.9	0.67	331	0.72	0.04
DD006201		5.52	16.1	2.58	6.74	0.09	0.02	0.09	0.038	0.18	28.0	48.6	0.56	392	0.82	0.02
DD006202		5.01	20.8	2.73	6.79	0.11	0.02	0.10	0.038	0.14	47.2	41.2	0.52	1760	1.40	0.02
DD006203		7.52	14.9	3.10	7.19	0.09	0.03	0.05	0.035	0.17	28.9	56.4	0.59	664	0.99	0.03
DD006204		5.30	20.0	3.00	6.32	0.10	0.03	0.07	0.033	0.18	32.7	41.3	0.56	786	1.74	0.03
DD006205		5.53	17.3	2.72	6.29	0.11	0.04	0.04	0.030	0.19	29.1	50.3	0.58	483	0.87	0.03
DD006206		6.06	23.1	2.98	7.29	0.10	0.04	0.05	0.034	0.17	34.3	53.8	0.68	426	0.60	0.03
DD006207		6.81	14.9	2.69	6.72	0.13	0.03	0.06	0.036	0.18	49.0	48.1	0.49	431	0.85	0.02
DD006208		9.39	14.1	3.27	8.89	0.13	0.03	0.06	0.046	0.27	46.6	71.4	0.64	553	0.67	0.03
DD006209		8.01	14.2	3.02	7.73	0.10	0.03	0.04	0.040	0.21	33.8	63.5	0.60	628	0.70	0.03
DD006210		7.20	24.3	3.14	8.45	0.10	0.03	0.06	0.045	0.20	38.2	57.7	0.64	453	0.80	0.03
DD006211		5.82	24.6	2.67	7.31	0.09	0.04	0.05	0.038	0.15	33.6	55.5	0.61	443	0.67	0.03
DD006212		6.00	27.2	2.91	7.57	0.09	0.05	0.03	0.035	0.16	29.9	53.6	0.63	398	0.94	0.03
DD006213		4.99	27.0	2.65	6.57	0.07	0.04	0.04	0.033	0.13	24.3	45.0	0.67	442	0.87	0.03
DD006214		7.30	13.6	2.52	6.95	0.08	0.03	0.02	0.032	0.20	25.6	49.6	0.56	459	0.72	0.04
DD006215		5.65	33.6	2.55	6.56	0.06	0.02	0.05	0.028	0.12	19.6	39.7	0.68	432	0.72	0.03
DD006216		5.40	67.9	3.02	7.89	0.08	0.03	0.05	0.031	0.20	22.9	43.5	1.06	386	0.82	0.03
DD006217		6.84	90.5	4.06	9.73	0.09	0.03	0.03	0.033	0.36	17.6	47.9	1.51	377	0.87	0.04
DD006218		5.99	38.9	2.82	7.42	0.07	0.02	0.07	0.032	0.15	19.1	39.0	0.73	472	0.93	0.03
DD006219		6.48	51.0	2.69	7.19	0.07	0.02	0.05	0.029	0.15	18.4	34.1	0.85	396	0.81	0.04
DD006220		4.96	58.3	3.44	8.68	0.08	0.02	0.04	0.032	0.19	19.7	43.6	1.00	397	0.82	0.04
DD006221		4.19	44.1	2.95	7.64	0.07	0.02	0.04	0.031	0.17	21.9	37.3	0.83	481	1.05	0.03
DD006222		4.50	80.5	3.53	8.14	0.08	0.02	0.04	0.028	0.29	15.5	38.7	1.44	306	0.83	0.03
DD006223		3.11	49.4	2.90	6.99	0.06	0.02	0.04	0.024	0.18	16.4	27.8	0.77	555	0.94	0.03
DD006224		3.48	37.3	2.78	7.05	0.06	<0.02	0.03	0.031	0.11	14.0	25.2	0.58	416	1.55	0.02
DD006225		4.37	21.8	2.69	7.35	0.05	<0.02	0.02	0.041	0.15	14.4	41.6	0.64	330	1.22	0.02
DD006226		5.44	32.2	3.03	7.04	0.08	0.16	0.03	0.048	0.22	26.3	48.9	0.82	562	1.63	0.03
DD006227		4.73	19.1	2.26	6.84	0.06	0.03	0.05	0.033	0.16	17.7	37.3	0.54	257	0.97	0.02
DD006228		5.09	30.9	3.31	7.23	0.09	0.06	0.05	0.045	0.17	22.7	50.7	0.86	459	1.60	0.03
DD006229		5.33	24.1	2.55	7.24	0.08	0.04	0.06	0.038	0.18	23.3	46.5	0.74	296	1.20	0.03
DD006230		4.59	26.9	2.38	5.63	0.12	0.24	0.04	0.029	0.21	31.3	40.9	0.72	343	0.87	0.03

***** See Appendix Page for comments regarding this certificate *****

ALS Canada Ltd.
2103 Dollarton Hwy
North Vancouver BC V7H 0A7
Phone: 604 984 0221 Fax: 604 984 0218 www.alsglobal.com

To: **SILVER RANGE RESOURCES LTD.**
C/O ARCHER, CATHRO & ASSOCIATES (1981) LIMITED
1016-510 W HASTINGS ST
VANCOUVER BC V6B 1L8

Finalized Date: 21-AUG-2012
Account: RANSIL

Project: Keg-Group 4

CERTIFICATE OF ANALYSIS WH12182386

Sample Description	Method	ME-MS41	ME-MS41	ME-MS41	ME-MS41	ME-MS41	ME-MS41	ME-MS41	ME-MS41	ME-MS41	ME-MS41	ME-MS41	ME-MS41	ME-MS41	ME-MS41	ME-MS41
	Analyte	Nb	Ni	P	Pb	Rb	Re	S	Sb	Sc	Se	Sn	Sr	Ta	Te	Th
	Units	ppm	ppm	ppm	ppm	ppm	ppm	%	ppm	ppm	ppm	ppm	ppm	ppm	ppm	ppm
	LOR	0.05	0.2	10	0.2	0.1	0.001	0.01	0.05	0.1	0.2	0.2	0.2	0.01	0.01	0.2
DD006191		2.41	179.0	890	3.4	41.1	0.001	0.03	0.42	20.7	0.5	1.2	54.4	<0.01	0.01	1.7
DD006192		1.71	114.0	770	4.8	31.0	0.001	0.07	0.74	10.1	0.5	0.8	28.8	0.01	0.02	1.0
DD006193		2.38	128.0	740	4.5	27.5	0.002	0.05	0.24	11.9	0.3	0.6	27.8	<0.01	0.02	1.0
DD006194		2.56	154.5	770	5.3	37.7	0.001	0.05	0.17	14.5	0.2	0.5	22.9	<0.01	0.02	1.0
DD006195		1.20	54.8	870	4.8	9.4	0.001	0.09	0.13	4.1	0.3	0.4	18.9	<0.01	0.02	0.3
DD006196		2.31	69.3	940	5.6	20.7	<0.001	0.09	0.24	7.6	0.9	0.6	35.0	<0.01	0.02	0.9
DD006197		1.48	107.0	1090	8.1	17.2	0.001	0.11	0.27	6.5	0.9	0.5	30.8	<0.01	0.03	0.5
DD006198		2.24	75.7	1280	5.2	27.3	0.002	0.08	0.23	8.1	0.4	0.6	35.1	<0.01	0.01	1.2
DD006199		1.55	33.2	1180	5.2	10.8	0.001	0.03	0.45	4.5	0.8	0.6	25.7	<0.01	0.02	1.9
DD006200		2.21	31.0	1000	4.9	11.9	0.001	0.10	0.26	4.8	0.5	0.6	27.5	<0.01	0.03	0.6
DD006201		2.53	19.7	710	15.7	42.6	0.001	0.05	0.70	5.4	1.4	3.2	29.5	<0.01	0.02	6.8
DD006202		2.23	20.3	790	20.2	40.1	0.001	0.07	0.83	5.2	1.8	2.9	29.7	<0.01	0.03	6.0
DD006203		3.33	18.0	790	15.6	44.9	0.001	0.03	0.64	6.1	1.1	4.1	29.5	0.01	0.01	11.3
DD006204		2.61	18.4	840	18.4	36.8	0.001	0.07	0.81	5.1	1.2	2.9	31.6	<0.01	0.02	8.2
DD006205		2.49	22.0	940	16.8	39.4	0.001	0.02	0.69	5.5	1.0	3.1	28.4	<0.01	0.01	13.9
DD006206		2.71	24.0	750	19.8	37.3	0.001	0.04	0.53	6.0	1.1	3.3	28.8	<0.01	0.02	8.7
DD006207		2.67	14.6	570	16.0	42.1	0.001	0.06	0.49	4.7	1.1	3.3	28.2	<0.01	0.01	8.6
DD006208		4.31	17.4	500	20.9	64.4	<0.001	0.04	0.52	7.3	0.7	5.3	34.6	0.01	0.01	18.7
DD006209		3.37	19.3	640	23.6	46.8	0.001	0.03	0.42	6.3	1.0	4.0	32.1	0.01	0.02	15.0
DD006210		3.41	25.8	730	23.8	49.0	0.001	0.04	0.62	7.1	1.4	4.0	34.9	<0.01	0.02	12.6
DD006211		3.06	26.5	660	18.3	36.6	0.001	0.04	0.51	6.2	1.0	3.6	32.2	<0.01	0.01	9.9
DD006212		2.80	32.4	680	22.8	35.1	0.001	0.04	0.60	6.1	1.3	3.4	32.3	<0.01	0.01	10.1
DD006213		2.56	39.0	700	24.1	29.1	<0.001	0.04	0.51	5.3	0.7	2.7	29.8	<0.01	0.01	9.9
DD006214		2.64	19.3	860	22.6	42.1	0.001	0.02	0.43	5.7	1.1	4.3	41.1	<0.01	<0.01	15.1
DD006215		1.98	57.2	810	15.6	29.7	0.001	0.05	0.53	3.9	0.6	2.3	32.3	<0.01	0.02	3.4
DD006216		2.97	86.8	950	12.8	28.8	0.001	0.04	0.55	6.2	1.1	2.1	34.6	<0.01	0.03	5.5
DD006217		3.80	132.5	980	11.0	36.3	<0.001	0.03	0.72	9.8	0.9	1.6	38.6	<0.01	0.03	5.2
DD006218		2.45	52.3	890	22.4	31.1	0.001	0.06	0.53	4.4	0.8	2.8	35.6	<0.01	0.03	3.2
DD006219		2.16	64.3	850	14.4	23.4	<0.001	0.05	0.52	4.4	0.7	2.0	61.1	<0.01	0.02	4.8
DD006220		2.52	67.9	940	15.5	26.5	<0.001	0.03	0.49	6.2	0.9	2.1	36.2	<0.01	0.01	4.9
DD006221		2.33	52.7	940	14.9	23.3	<0.001	0.04	0.57	5.0	1.0	2.1	29.1	<0.01	0.03	3.2
DD006222		2.15	132.5	1090	8.7	28.6	0.001	0.02	0.44	7.6	1.0	1.5	34.8	<0.01	0.03	4.5
DD006223		2.51	52.8	990	10.7	20.6	<0.001	0.04	0.52	5.1	1.0	1.4	30.8	<0.01	0.04	3.3
DD006224		1.44	31.3	890	16.7	20.0	<0.001	0.06	0.65	2.4	0.8	2.1	15.7	<0.01	0.02	0.8
DD006225		1.52	30.1	800	25.0	27.6	<0.001	0.02	0.65	3.8	1.0	3.1	20.0	<0.01	0.02	3.3
DD006226		2.22	43.3	1030	32.8	34.3	0.001	0.01	0.67	6.1	0.9	4.0	21.7	<0.01	0.04	14.4
DD006227		2.91	24.4	640	20.5	31.6	0.001	0.04	0.48	4.0	0.8	3.7	18.7	<0.01	0.02	5.9
DD006228		3.43	53.7	1190	25.0	28.0	0.001	0.02	0.82	6.2	1.3	4.0	23.1	<0.01	0.04	9.3
DD006229		3.21	41.5	810	22.4	33.3	<0.001	0.03	0.67	5.6	0.7	3.8	22.1	<0.01	0.03	9.3
DD006230		1.67	40.1	1320	14.1	30.4	<0.001	0.01	0.67	5.6	0.7	3.4	24.5	<0.01	0.04	12.0

***** See Appendix Page for comments regarding this certificate *****

ALS Canada Ltd.
2103 Dollarton Hwy
North Vancouver BC V7H 0A7
Phone: 604 984 0221 Fax: 604 984 0218 www.alsglobal.com

To: **SILVER RANGE RESOURCES LTD.**
C/O ARCHER, CATHRO & ASSOCIATES (1981) LIMITED
1016-510 W HASTINGS ST
VANCOUVER BC V6B 1L8

Finalized Date: 21-AUG-2012
Account: RANSIL

Project: Keg-Group 4

CERTIFICATE OF ANALYSIS WH12182386

Sample Description	Method	ME-MS41	ME-MS41	ME-MS41	ME-MS41	ME-MS41	ME-MS41	ME-MS41	ME-MS41
	Analyte	Ti	Tl	U	V	W	Y	Zn	Zr
	Units	%	ppm	ppm	ppm	ppm	ppm	ppm	ppm
	LOR	0.005	0.02	0.05	1	0.05	0.05	2	0.5
DD006191		0.267	0.18	0.53	161	0.60	5.32	44	0.9
DD006192		0.238	0.14	0.50	124	1.20	4.57	54	0.8
DD006193		0.281	0.14	0.51	131	0.33	5.44	53	1.0
DD006194		0.309	0.19	0.41	142	2.48	3.99	49	1.0
DD006195		0.128	0.11	0.55	91	0.33	3.20	39	0.7
DD006196		0.166	0.11	0.72	120	0.43	4.83	57	0.8
DD006197		0.141	0.13	0.78	103	0.69	5.52	58	0.9
DD006198		0.245	0.17	0.64	145	0.39	4.46	56	0.6
DD006199		0.120	0.08	0.68	82	0.47	5.67	54	0.5
DD006200		0.140	0.10	0.77	105	0.38	5.82	48	0.6
DD006201		0.099	0.35	3.83	49	4.32	15.80	91	0.6
DD006202		0.082	0.39	6.44	53	4.16	26.6	88	0.5
DD006203		0.130	0.39	2.80	50	6.54	18.60	84	0.9
DD006204		0.107	0.32	4.18	56	1.31	18.50	78	0.8
DD006205		0.117	0.30	2.42	48	2.69	18.20	83	1.4
DD006206		0.117	0.31	4.83	59	0.68	18.75	76	0.9
DD006207		0.104	0.29	7.55	47	5.20	21.0	66	0.7
DD006208		0.157	0.47	7.39	53	2.63	18.30	82	1.1
DD006209		0.136	0.33	5.37	53	1.15	18.40	74	1.0
DD006210		0.113	0.40	6.45	58	1.74	20.9	80	1.1
DD006211		0.112	0.31	5.19	52	2.81	20.6	71	1.0
DD006212		0.105	0.30	4.36	56	2.92	19.25	74	1.2
DD006213		0.101	0.27	3.87	54	1.31	17.30	70	1.1
DD006214		0.103	0.35	2.61	40	4.15	20.3	66	0.9
DD006215		0.088	0.26	2.72	53	0.58	11.55	67	0.8
DD006216		0.147	0.30	2.67	85	3.56	13.70	67	0.9
DD006217		0.231	0.36	1.68	129	1.35	11.40	79	1.1
DD006218		0.099	0.32	3.22	70	1.17	11.30	76	0.7
DD006219		0.090	0.24	2.41	69	9.61	15.70	63	0.9
DD006220		0.143	0.27	2.20	95	1.28	12.00	75	0.7
DD006221		0.113	0.27	4.90	75	2.64	13.00	75	0.7
DD006222		0.163	0.25	1.13	108	2.29	9.78	74	0.9
DD006223		0.136	0.22	1.35	79	6.36	8.40	67	0.7
DD006224		0.072	0.23	1.79	67	2.76	8.20	74	<0.5
DD006225		0.082	0.27	1.58	54	4.56	9.45	81	<0.5
DD006226		0.122	0.36	2.70	55	3.67	18.05	91	6.4
DD006227		0.089	0.30	2.27	45	4.23	9.75	69	1.0
DD006228		0.125	0.35	2.16	62	3.50	17.95	92	2.8
DD006229		0.112	0.36	2.73	55	8.54	12.45	89	1.6
DD006230		0.131	0.29	2.48	48	4.63	19.50	81	9.7

***** See Appendix Page for comments regarding this certificate *****

ALS Canada Ltd.
2103 Dollarton Hwy
North Vancouver BC V7H 0A7
Phone: 604 984 0221 Fax: 604 984 0218 www.alsglobal.com

To: **SILVER RANGE RESOURCES LTD.**
C/O ARCHER, CATHRO & ASSOCIATES (1981) LIMITED
1016-510 W HASTINGS ST
VANCOUVER BC V6B 1L8

Finalized Date: 21-AUG-2012
Account: RANSIL

Project: Keg-Group 4

CERTIFICATE OF ANALYSIS WH12182386

Sample Description	Method	WEI-21	Au-ICP21	ME-MS41	ME-MS41	ME-MS41	ME-MS41	ME-MS41	ME-MS41	ME-MS41	ME-MS41	ME-MS41	ME-MS41	ME-MS41	ME-MS41	ME-MS41
	Analyte	Recvd Wt.	Au	Ag	Al	As	Au	B	Ba	Be	Bi	Ca	Cd	Ce	Co	Cr
	Units	kg	ppm	ppm	%	ppm	ppm	ppm	ppm	ppm	ppm	%	ppm	ppm	ppm	ppm
	LOR	0.02	0.001	0.01	0.01	0.1	0.2	10	10	0.05	0.01	0.01	0.01	0.02	0.1	1
DD006231		0.28	0.002	0.17	2.07	14.5	<0.2	<10	320	0.78	1.37	0.52	0.36	39.0	10.3	45
DD006232		0.31	0.008	0.46	2.56	67.9	<0.2	<10	490	1.07	2.75	0.91	0.38	62.9	18.3	83
DD006233		0.32	0.003	0.21	1.94	16.4	<0.2	<10	340	0.82	1.06	0.63	0.31	42.3	11.2	41
DD006234		0.33	0.004	0.18	1.84	11.7	<0.2	<10	390	0.72	2.02	0.60	0.43	35.6	11.3	36
DD006235		0.30	0.011	0.19	1.79	21.0	<0.2	<10	330	0.60	0.92	0.58	0.37	39.0	9.2	52
DD006236		0.29	0.004	0.23	1.82	22.7	<0.2	<10	370	0.68	0.84	0.65	0.47	30.9	14.1	65
DD006237		0.36	0.004	0.28	1.57	27.3	<0.2	<10	300	0.62	0.77	0.40	0.52	34.4	11.2	39
DD006238		0.37	0.007	0.61	1.25	26.6	<0.2	<10	600	0.55	0.86	0.68	1.65	36.2	11.0	33
DD006239		0.34	0.004	0.22	1.29	17.2	<0.2	<10	360	0.53	0.43	0.46	0.70	37.6	8.9	32
DD006240		0.26	0.003	0.12	1.31	8.7	<0.2	<10	200	0.41	0.37	0.31	0.13	23.9	6.1	27
DD006241		0.21	0.003	0.15	1.83	10.3	<0.2	<10	270	0.48	0.47	0.30	0.19	23.5	7.1	38
DD006242		0.27	0.003	0.11	2.94	8.0	<0.2	<10	490	0.47	0.23	0.73	0.20	18.45	23.5	120
DD006243		0.26	0.007	0.12	2.20	6.5	<0.2	<10	330	0.38	0.23	0.71	0.30	22.4	18.0	83
DD006244		0.28	0.009	0.09	2.49	7.9	<0.2	<10	380	0.54	0.27	0.52	0.14	28.5	17.3	71
DD006245		0.28	0.003	0.05	2.36	6.1	<0.2	<10	250	0.43	0.14	0.42	0.13	21.9	15.1	51
DD006246		0.27	0.003	0.06	2.66	5.9	<0.2	<10	260	0.48	0.27	0.49	0.15	24.5	15.6	60
DD006247		0.18	0.003	0.06	2.53	5.3	<0.2	<10	250	0.54	0.15	0.50	0.12	27.0	13.8	65
DD006095		0.20	0.003	0.32	1.65	18.8	<0.2	<10	390	0.69	0.56	0.66	0.27	57.4	10.4	28
DD006096		0.24	0.002	0.15	1.74	34.3	<0.2	<10	330	0.49	0.61	0.48	0.13	33.6	8.5	27
DD006097		0.29	0.005	0.20	1.89	23.0	<0.2	<10	310	0.87	0.67	0.55	0.14	53.4	11.2	29
DD006098		0.17	0.003	0.28	1.84	15.8	<0.2	<10	290	1.00	0.67	0.71	0.22	77.8	8.1	20
DD006099		0.16	0.003	0.14	2.67	9.8	<0.2	<10	220	0.69	0.26	0.93	0.07	29.2	20.8	45
DD006100		0.21	0.002	0.29	2.05	19.9	<0.2	<10	260	0.91	0.59	0.53	0.17	52.3	9.3	29
CC82881		0.32	0.009	0.20	3.35	4.9	<0.2	<10	460	0.44	2.37	0.88	0.41	14.95	39.5	197
CC82882		0.37	0.008	0.13	2.67	31.1	<0.2	<10	270	0.91	0.62	2.67	0.15	23.1	70.8	248
CC82883		0.29	0.005	0.10	3.22	2.9	<0.2	<10	370	0.49	1.43	1.17	0.22	20.2	38.0	144
CC82884		0.29	0.004	0.10	3.77	5.1	<0.2	<10	290	0.66	0.47	1.03	0.18	16.05	24.5	158
CC82885		0.34	0.006	0.12	4.70	1.4	<0.2	<10	700	0.89	0.17	1.49	0.13	16.80	39.2	154
CC82886		0.24	0.004	0.06	3.96	4.8	<0.2	<10	430	0.94	0.17	0.64	0.18	29.4	19.6	97
CC82887		0.23	0.002	0.06	1.73	4.4	<0.2	<10	100	0.38	0.52	0.33	0.08	13.10	15.8	76
CC82869		0.31	0.006	0.07	2.62	4.6	<0.2	<10	210	0.56	0.15	0.35	0.12	28.8	14.8	43
CC82870		0.16	0.005	0.11	2.31	7.4	<0.2	<10	210	0.53	0.15	0.35	0.21	24.5	12.8	36
CC82871		0.23	0.002	0.08	1.90	5.2	<0.2	<10	190	0.35	0.17	0.43	0.17	21.3	10.8	37
CC82872		0.36	0.004	0.07	2.85	4.3	<0.2	<10	270	0.50	0.13	0.48	0.17	29.7	19.0	70
CC82873		0.43	0.003	0.07	2.76	2.9	<0.2	<10	520	0.56	0.10	0.94	0.22	27.5	33.7	85
CC82874		0.26	0.003	0.11	3.11	4.4	<0.2	<10	350	0.53	0.12	0.57	0.11	26.5	20.8	49
CC82875		0.24	0.003	0.09	2.26	4.4	<0.2	<10	230	0.52	0.11	0.54	0.12	16.60	12.8	31
CC82876		0.39	0.004	0.06	3.03	3.3	<0.2	<10	320	0.47	0.14	0.84	0.16	23.2	19.1	92
CC82877		0.26	0.002	0.08	2.88	3.5	<0.2	<10	390	0.45	0.20	0.56	0.13	23.0	25.2	95
CC82878		0.23	0.001	0.07	2.38	3.9	<0.2	<10	240	0.44	0.22	0.36	0.10	19.55	15.8	66

***** See Appendix Page for comments regarding this certificate *****

ALS Canada Ltd.
2103 Dollarton Hwy
North Vancouver BC V7H 0A7
Phone: 604 984 0221 Fax: 604 984 0218 www.alsglobal.com

To: **SILVER RANGE RESOURCES LTD.**
C/O ARCHER, CATHRO & ASSOCIATES (1981) LIMITED
1016-510 W HASTINGS ST
VANCOUVER BC V6B 1L8

Finalized Date: 21-AUG-2012
Account: RANSIL

Project: Keg-Group 4

CERTIFICATE OF ANALYSIS WH12182386

Sample Description	Method	ME-MS41	ME-MS41	ME-MS41	ME-MS41	ME-MS41	ME-MS41	ME-MS41	ME-MS41	ME-MS41	ME-MS41	ME-MS41	ME-MS41	ME-MS41	ME-MS41	ME-MS41
	Analyte	Cs	Cu	Fe	Ga	Ge	Hf	Hg	In	K	La	Li	Mg	Mn	Mo	Na
	Units	ppm	ppm	%	ppm	ppm	ppm	ppm	ppm	%	ppm	ppm	%	ppm	ppm	%
	LOR	0.05	0.2	0.01	0.05	0.05	0.02	0.01	0.005	0.01	0.2	0.1	0.01	5	0.05	0.01
DD006231		5.66	24.4	2.62	7.45	0.06	0.02	0.05	0.037	0.18	18.7	37.6	0.66	359	1.35	0.03
DD006232		4.96	30.8	2.88	7.54	0.15	0.08	0.06	0.038	0.22	24.6	68.0	0.96	698	1.16	0.04
DD006233		4.71	28.6	2.60	6.74	0.09	0.05	0.04	0.034	0.21	21.3	41.5	0.64	532	1.01	0.03
DD006234		4.43	31.7	2.08	5.85	0.08	0.10	0.03	0.034	0.18	18.1	31.2	0.61	375	0.85	0.02
DD006235		3.58	30.0	2.44	5.57	0.07	0.03	0.05	0.036	0.16	18.9	31.4	0.62	261	1.41	0.02
DD006236		3.76	39.8	2.78	5.52	0.06	0.05	0.03	0.039	0.15	16.0	32.1	0.72	342	1.55	0.03
DD006237		2.61	37.5	2.92	4.80	0.06	0.03	0.05	0.041	0.12	16.9	21.2	0.54	325	2.01	0.02
DD006238		2.13	58.7	2.43	4.00	0.07	0.05	0.14	0.044	0.14	18.2	16.5	0.47	407	2.54	0.03
DD006239		2.38	31.3	2.95	4.37	0.06	<0.02	0.08	0.030	0.09	19.9	20.7	0.44	258	1.81	0.02
DD006240		1.90	24.4	1.67	4.20	<0.05	<0.02	0.05	0.023	0.06	12.2	14.7	0.38	136	1.14	0.02
DD006241		2.28	32.9	2.17	5.64	<0.05	<0.02	0.03	0.029	0.06	11.9	19.5	0.50	217	1.38	0.02
DD006242		4.17	81.3	3.58	8.56	0.05	0.03	0.03	0.025	0.51	9.1	31.6	1.11	454	0.78	0.04
DD006243		2.91	74.4	2.99	6.50	0.08	0.03	0.03	0.021	0.35	11.8	26.1	0.87	298	0.76	0.03
DD006244		3.05	63.0	2.66	7.68	0.06	0.02	0.03	0.027	0.23	14.8	26.6	0.90	181	0.78	0.02
DD006245		2.22	55.5	2.90	7.19	0.05	<0.02	0.03	0.020	0.15	10.7	20.3	0.76	261	0.72	0.03
DD006246		2.21	64.9	3.15	7.93	0.06	0.02	0.03	0.026	0.17	12.7	21.8	0.91	301	0.91	0.03
DD006247		1.74	53.2	2.80	7.13	0.06	0.02	0.03	0.023	0.13	14.0	19.4	0.87	237	0.80	0.03
DD006095		4.43	22.7	2.73	6.24	0.09	0.03	0.06	0.036	0.18	33.6	35.0	0.54	667	1.43	0.02
DD006096		5.04	14.4	3.04	6.99	0.05	0.02	0.04	0.039	0.18	18.3	37.6	0.56	423	1.92	0.02
DD006097		4.70	27.1	2.66	6.82	0.08	0.02	0.04	0.036	0.17	26.6	41.1	0.53	589	1.77	0.02
DD006098		5.38	25.6	2.32	6.73	0.14	0.04	0.04	0.035	0.24	46.1	37.4	0.47	488	0.98	0.02
DD006099		4.78	66.3	3.92	10.25	0.11	0.03	0.03	0.029	0.35	14.7	36.1	1.31	382	1.09	0.03
DD006100		5.46	33.4	2.89	7.82	0.12	0.02	0.04	0.038	0.16	29.1	44.9	0.63	461	1.24	0.01
CC82881		4.96	156.5	4.26	10.50	0.09	0.03	0.02	0.028	0.34	8.2	37.7	1.64	589	0.64	0.04
CC82882		3.30	177.0	7.46	8.60	0.10	0.03	0.04	0.046	0.32	10.8	26.3	1.71	983	0.84	0.03
CC82883		3.25	147.5	4.90	10.85	0.11	0.03	0.03	0.027	0.44	9.8	30.9	1.90	544	0.50	0.05
CC82884		2.85	89.0	3.94	11.50	0.09	0.02	0.04	0.024	0.40	8.6	32.6	1.82	340	0.71	0.04
CC82885		2.93	193.5	5.01	14.90	0.10	0.02	0.01	0.028	0.76	8.4	54.1	1.57	394	0.34	0.07
CC82886		2.62	50.3	3.97	10.85	0.09	0.03	0.01	0.018	0.53	14.2	20.5	1.39	344	0.61	0.01
CC82887		1.30	85.9	2.43	5.82	0.09	<0.02	0.01	0.017	0.21	6.7	10.2	0.56	219	0.40	0.02
CC82869		1.71	73.7	3.10	8.98	0.08	0.02	0.04	0.024	0.16	14.3	21.6	0.73	196	0.83	0.02
CC82870		1.47	57.4	3.16	7.59	0.07	0.02	0.05	0.018	0.11	12.2	16.5	0.58	454	0.76	0.02
CC82871		1.40	41.6	2.47	6.86	0.09	<0.02	0.03	0.018	0.10	11.1	17.1	0.66	311	0.81	0.01
CC82872		2.18	65.9	2.88	9.39	0.08	0.03	0.01	0.022	0.21	14.0	24.5	1.09	172	0.76	0.01
CC82873		1.67	77.8	4.15	9.02	0.08	0.04	0.01	0.035	0.16	12.9	19.5	1.02	462	0.55	0.02
CC82874		1.80	71.0	3.58	10.45	0.10	0.02	0.01	0.023	0.26	13.0	22.7	1.02	307	0.74	0.03
CC82875		1.43	53.5	2.83	7.66	0.08	<0.02	0.02	0.019	0.16	8.9	15.1	0.68	243	0.68	0.01
CC82876		2.54	50.3	3.00	8.69	0.10	0.02	0.01	0.022	0.15	11.0	27.8	1.48	295	0.56	0.02
CC82877		2.66	141.0	3.79	9.75	0.10	0.02	0.01	0.023	0.31	11.5	28.0	1.30	293	0.70	0.03
CC82878		2.01	87.1	2.74	8.03	0.08	<0.02	0.01	0.016	0.11	9.5	21.3	0.82	257	0.84	0.02

***** See Appendix Page for comments regarding this certificate *****

ALS Canada Ltd.
2103 Dollarton Hwy
North Vancouver BC V7H 0A7
Phone: 604 984 0221 Fax: 604 984 0218 www.alsglobal.com

To: **SILVER RANGE RESOURCES LTD.**
C/O ARCHER, CATHRO & ASSOCIATES (1981) LIMITED
1016-510 W HASTINGS ST
VANCOUVER BC V6B 1L8

Finalized Date: 21-AUG-2012
Account: RANSIL

Project: Keg-Group 4

CERTIFICATE OF ANALYSIS WH12182386

Sample Description	Method	ME-MS41	ME-MS41	ME-MS41	ME-MS41	ME-MS41	ME-MS41	ME-MS41	ME-MS41	ME-MS41	ME-MS41	ME-MS41	ME-MS41	ME-MS41	ME-MS41	ME-MS41
	Analyte	Nb	Ni	P	Pb	Rb	Re	S	Sb	Sc	Se	Sn	Sr	Ta	Te	Th
	Units	ppm	ppm	ppm	ppm	ppm	ppm	%	ppm	ppm	ppm	ppm	ppm	ppm	ppm	ppm
	LOR	0.05	0.2	10	0.2	0.1	0.001	0.01	0.05	0.1	0.2	0.2	0.2	0.01	0.01	0.2
DD006231		2.26	39.6	870	21.9	33.2	<0.001	0.03	0.82	4.0	1.2	3.6	21.6	<0.01	0.05	3.4
DD006232		3.92	76.6	1410	27.4	29.1	0.001	0.03	1.48	5.7	1.3	5.6	46.1	0.01	0.07	14.6
DD006233		3.26	41.3	950	16.1	31.7	<0.001	0.02	0.63	5.3	0.7	3.9	26.9	<0.01	0.05	11.8
DD006234		2.68	43.0	1060	17.9	29.5	0.001	0.02	0.63	4.8	0.9	3.2	26.4	<0.01	0.03	9.9
DD006235		2.32	41.9	970	16.5	24.3	0.001	0.03	0.94	4.3	0.9	2.0	22.9	<0.01	0.02	5.7
DD006236		2.65	63.8	1060	20.9	23.2	<0.001	0.03	1.08	5.3	0.9	2.3	25.1	<0.01	0.04	6.7
DD006237		1.63	41.2	890	24.4	18.3	<0.001	0.03	1.35	3.6	1.1	1.7	20.3	<0.01	0.05	4.2
DD006238		1.30	43.7	1200	24.1	15.2	0.002	0.04	2.00	4.6	1.1	2.8	45.6	<0.01	0.06	6.5
DD006239		1.43	28.5	940	13.7	17.2	0.001	0.03	1.14	3.5	1.3	1.6	24.0	<0.01	0.04	2.7
DD006240		0.88	21.8	830	11.4	13.1	0.001	0.03	0.70	1.7	0.9	1.2	16.3	<0.01	0.04	0.7
DD006241		0.56	26.8	900	11.1	10.6	<0.001	0.06	0.66	0.8	0.6	1.2	16.2	<0.01	0.02	<0.2
DD006242		2.68	76.9	720	6.7	27.4	<0.001	0.04	0.38	8.5	0.5	0.8	28.5	<0.01	0.04	2.1
DD006243		2.22	62.2	950	5.9	20.3	<0.001	0.03	0.45	7.4	0.5	0.8	29.5	<0.01	0.04	2.7
DD006244		2.19	56.3	1000	8.4	16.6	<0.001	0.03	0.55	6.1	1.0	0.9	22.3	<0.01	0.01	2.0
DD006245		1.57	39.8	940	5.8	11.9	<0.001	0.05	0.34	4.1	0.4	0.6	20.6	<0.01	0.02	0.7
DD006246		1.83	46.8	1070	8.3	13.3	<0.001	0.06	0.45	4.4	0.5	0.7	22.6	<0.01	0.03	0.9
DD006247		1.69	53.4	1060	5.8	11.6	<0.001	0.06	0.46	4.0	0.6	0.7	24.6	<0.01	0.02	0.8
DD006095		3.03	20.7	940	16.5	36.6	<0.001	0.07	0.84	5.3	1.6	2.4	31.7	<0.01	0.04	6.4
DD006096		3.14	17.7	750	20.7	42.7	0.001	0.05	0.71	4.9	0.8	3.1	24.9	<0.01	0.02	6.3
DD006097		2.12	23.2	940	17.1	34.2	0.001	0.05	0.84	4.4	1.1	2.8	21.9	<0.01	0.02	5.5
DD006098		3.07	17.5	870	13.6	44.1	0.001	0.07	0.56	4.4	1.6	3.3	32.9	<0.01	0.02	6.0
DD006099		4.43	41.9	920	8.5	36.9	<0.001	0.06	0.53	9.4	0.4	1.4	34.8	<0.01	0.02	3.8
DD006100		2.24	24.5	830	16.2	43.0	0.001	0.05	0.81	4.8	0.9	2.6	20.3	<0.01	0.03	4.4
CC82881		2.52	136.0	770	20.0	35.4	<0.001	0.06	0.27	13.0	0.5	0.8	32.6	<0.01	0.04	1.1
CC82882		0.82	438	1270	3.7	18.8	0.001	0.06	3.79	18.9	0.5	0.6	31.0	<0.01	<0.01	1.8
CC82883		2.91	126.5	1470	5.1	27.5	<0.001	0.04	0.28	12.6	0.3	0.5	35.9	<0.01	0.05	1.6
CC82884		3.40	145.5	1040	5.9	27.0	<0.001	0.07	0.34	10.7	0.3	0.5	48.0	<0.01	0.02	1.5
CC82885		2.02	119.5	1340	3.3	32.3	0.001	0.02	0.29	13.8	0.5	0.6	120.5	<0.01	0.03	1.6
CC82886		3.11	56.8	1320	6.5	28.0	<0.001	0.03	0.38	8.8	0.4	0.5	102.5	<0.01	0.01	2.6
CC82887		1.79	67.1	760	2.8	12.9	<0.001	0.03	0.25	5.4	0.4	0.4	25.4	<0.01	<0.01	0.7
CC82869		3.01	34.5	1090	5.4	15.9	<0.001	0.09	0.36	5.0	0.5	0.5	18.4	<0.01	0.02	0.9
CC82870		2.00	28.2	1210	5.6	12.9	<0.001	0.12	0.39	2.8	0.7	0.4	19.7	<0.01	0.02	0.4
CC82871		1.69	29.4	820	5.2	12.0	<0.001	0.07	0.39	3.1	0.4	0.5	19.5	<0.01	0.03	0.8
CC82872		2.65	63.2	1080	5.1	17.0	<0.001	0.05	0.74	6.6	0.4	0.5	26.0	<0.01	<0.01	2.0
CC82873		1.41	113.5	1360	3.9	10.2	<0.001	0.03	0.35	8.9	<0.2	0.7	67.9	<0.01	0.02	2.2
CC82874		3.26	41.9	1090	4.8	17.9	<0.001	0.07	0.35	7.8	0.7	0.6	29.4	<0.01	<0.01	1.2
CC82875		1.77	27.2	940	4.2	12.3	<0.001	0.06	0.43	4.5	0.5	0.4	29.2	<0.01	<0.01	0.8
CC82876		1.78	76.6	1000	4.3	10.5	<0.001	0.02	0.33	6.9	0.3	0.5	70.1	<0.01	0.02	2.0
CC82877		3.33	73.7	1330	4.1	22.1	<0.001	0.05	0.30	9.0	<0.2	0.5	35.7	<0.01	0.01	1.8
CC82878		2.01	48.2	1010	5.2	11.1	<0.001	0.06	0.33	4.7	0.8	0.4	24.7	<0.01	0.02	0.7

***** See Appendix Page for comments regarding this certificate *****

ALS Canada Ltd.
2103 Dollarton Hwy
North Vancouver BC V7H 0A7
Phone: 604 984 0221 Fax: 604 984 0218 www.alsglobal.com

To: **SILVER RANGE RESOURCES LTD.**
C/O ARCHER, CATHRO & ASSOCIATES (1981) LIMITED
1016-510 W HASTINGS ST
VANCOUVER BC V6B 1L8

Finalized Date: 21-AUG-2012
Account: RANSIL

Project: Keg-Group 4

CERTIFICATE OF ANALYSIS WH12182386

Sample Description	Method	ME-MS41	ME-MS41	ME-MS41	ME-MS41	ME-MS41	ME-MS41	ME-MS41	ME-MS41
	Analyte	Ti	Tl	U	V	W	Y	Zn	Zr
	Units	%	ppm	ppm	ppm	ppm	ppm	ppm	ppm
	LOR	0.005	0.02	0.05	1	0.05	0.05	2	0.5
DD006231		0.092	0.30	1.91	57	5.41	11.70	94	0.7
DD006232		0.126	0.28	1.94	58	46.0	15.85	87	3.2
DD006233		0.117	0.32	1.64	56	3.24	13.90	91	1.9
DD006234		0.107	0.32	1.39	48	2.64	13.25	87	3.5
DD006235		0.085	0.29	2.00	63	1.60	9.94	115	1.4
DD006236		0.088	0.31	1.30	64	1.14	9.21	134	2.3
DD006237		0.058	0.29	1.51	63	1.91	8.84	147	1.1
DD006238		0.056	0.31	2.42	65	0.99	13.35	182	2.5
DD006239		0.055	0.25	1.88	54	0.97	12.15	100	0.5
DD006240		0.042	0.19	0.91	48	1.15	5.48	67	<0.5
DD006241		0.028	0.21	1.04	65	0.45	4.59	80	<0.5
DD006242		0.201	0.22	0.64	114	2.70	4.22	65	1.2
DD006243		0.160	0.17	0.70	89	1.39	6.07	63	1.5
DD006244		0.151	0.20	0.96	93	0.49	7.45	65	0.8
DD006245		0.134	0.12	0.74	100	0.36	5.28	56	0.5
DD006246		0.138	0.12	0.79	98	1.80	5.50	65	0.7
DD006247		0.111	0.11	0.79	85	0.51	7.14	55	0.5
DD006095		0.091	0.33	5.49	60	0.95	20.0	92	1.0
DD006096		0.097	0.39	1.90	70	2.41	10.10	89	0.8
DD006097		0.071	0.38	4.59	62	1.39	16.75	97	0.6
DD006098		0.086	0.39	7.53	48	5.78	23.2	67	1.3
DD006099		0.212	0.25	1.95	133	0.50	9.55	55	0.9
DD006100		0.081	0.33	6.14	62	1.40	14.55	90	0.6
CC82881		0.234	0.34	0.58	119	0.76	6.03	90	1.2
CC82882		0.096	0.53	0.32	139	0.13	12.00	75	1.1
CC82883		0.213	0.24	0.39	152	0.11	5.84	59	1.2
CC82884		0.208	0.22	0.62	131	0.20	5.83	49	1.0
CC82885		0.186	0.21	0.26	157	0.07	7.68	53	0.8
CC82886		0.275	0.17	0.74	135	0.26	6.28	63	0.9
CC82887		0.126	0.10	0.42	67	0.16	3.56	32	0.7
CC82869		0.143	0.12	1.09	102	0.59	7.05	50	0.6
CC82870		0.082	0.09	1.03	76	0.31	6.76	43	0.5
CC82871		0.091	0.09	0.75	71	0.70	4.35	50	0.5
CC82872		0.144	0.12	0.92	93	0.45	6.71	52	0.7
CC82873		0.108	0.09	0.95	105	0.14	7.39	71	1.2
CC82874		0.177	0.12	0.83	128	0.28	7.27	55	0.7
CC82875		0.114	0.09	0.71	84	0.27	5.30	46	0.7
CC82876		0.109	0.12	0.63	78	0.22	6.00	48	0.8
CC82877		0.196	0.18	0.65	125	0.30	6.73	58	1.0
CC82878		0.108	0.12	0.72	86	0.26	4.76	48	0.7

***** See Appendix Page for comments regarding this certificate *****

ALS Canada Ltd.
2103 Dollarton Hwy
North Vancouver BC V7H 0A7
Phone: 604 984 0221 Fax: 604 984 0218 www.alsglobal.com

To: **SILVER RANGE RESOURCES LTD.**
C/O ARCHER, CATHRO & ASSOCIATES (1981) LIMITED
1016-510 W HASTINGS ST
VANCOUVER BC V6B 1L8

Finalized Date: 21-AUG-2012
Account: RANSIL

Project: Keg-Group 4

CERTIFICATE OF ANALYSIS WH12182386

Sample Description	Method	WEI-21	Au-ICP21	ME-MS41	ME-MS41	ME-MS41	ME-MS41	ME-MS41	ME-MS41	ME-MS41	ME-MS41	ME-MS41	ME-MS41	ME-MS41	ME-MS41	ME-MS41
	Analyte	Recvd Wt.	Au	Ag	Al	As	Au	B	Ba	Be	Bi	Ca	Cd	Ce	Co	Cr
	Units	kg	ppm	ppm	%	ppm	ppm	ppm	ppm	ppm	ppm	%	ppm	ppm	ppm	ppm
	LOR	0.02	0.001	0.01	0.01	0.1	0.2	10	10	0.05	0.01	0.01	0.01	0.02	0.1	1
CC82879		0.17	0.001	0.06	1.11	0.9	<0.2	<10	120	0.19	0.14	0.32	0.06	9.06	10.3	27
CC82880		0.20	0.001	0.21	3.02	5.3	<0.2	<10	370	0.44	1.16	0.69	0.37	17.70	31.3	135

***** See Appendix Page for comments regarding this certificate *****

ALS Canada Ltd.
2103 Dollarton Hwy
North Vancouver BC V7H 0A7
Phone: 604 984 0221 Fax: 604 984 0218 www.alsglobal.com

To: **SILVER RANGE RESOURCES LTD.**
C/O ARCHER, CATHRO & ASSOCIATES (1981) LIMITED
1016-510 W HASTINGS ST
VANCOUVER BC V6B 1L8

Finalized Date: 21-AUG-2012
Account: RANSIL

Project: Keg-Group 4

CERTIFICATE OF ANALYSIS WH12182386

Sample Description	Method	ME-MS41	ME-MS41	ME-MS41	ME-MS41	ME-MS41	ME-MS41	ME-MS41	ME-MS41	ME-MS41	ME-MS41	ME-MS41	ME-MS41	ME-MS41	ME-MS41	ME-MS41
	Analyte	Cs	Cu	Fe	Ga	Ge	Hf	Hg	In	K	La	Li	Mg	Mn	Mo	Na
	Units	ppm	ppm	%	ppm	ppm	ppm	ppm	ppm	%	ppm	ppm	%	ppm	ppm	%
	LOR	0.05	0.2	0.01	0.05	0.05	0.02	0.01	0.005	0.01	0.2	0.1	0.01	5	0.05	0.01
CC82879		0.90	44.9	2.35	5.31	0.08	<0.02	0.02	0.009	0.08	4.6	9.0	0.37	180	0.35	0.02
CC82880		2.69	133.0	4.27	8.85	0.08	0.02	0.03	0.027	0.14	9.3	30.6	1.01	522	1.21	0.03

***** See Appendix Page for comments regarding this certificate *****

ALS Canada Ltd.
2103 Dollarton Hwy
North Vancouver BC V7H 0A7
Phone: 604 984 0221 Fax: 604 984 0218 www.alsglobal.com

To: **SILVER RANGE RESOURCES LTD.**
C/O ARCHER, CATHRO & ASSOCIATES (1981) LIMITED
1016-510 W HASTINGS ST
VANCOUVER BC V6B 1L8

Finalized Date: 21-AUG-2012
Account: RANSIL

Project: Keg-Group 4

CERTIFICATE OF ANALYSIS WH12182386

Sample Description	Method	ME-MS41	ME-MS41	ME-MS41	ME-MS41	ME-MS41	ME-MS41	ME-MS41	ME-MS41	ME-MS41	ME-MS41	ME-MS41	ME-MS41	ME-MS41	ME-MS41	ME-MS41
	Analyte	Nb	Ni	P	Pb	Rb	Re	S	Sb	Sc	Se	Sn	Sr	Ta	Te	Th
	Units	ppm	ppm	ppm	ppm	ppm	ppm	%	ppm	ppm	ppm	ppm	ppm	ppm	ppm	ppm
	LOR	0.05	0.2	10	0.2	0.1	0.001	0.01	0.05	0.1	0.2	0.2	0.2	0.01	0.01	0.2
CC82879		1.06	21.4	720	2.2	6.3	<0.001	0.04	0.16	2.6	<0.2	0.2	15.8	<0.01	<0.01	0.3
CC82880		2.02	93.1	1140	11.0	15.8	0.001	0.12	0.38	7.7	0.4	0.7	37.2	<0.01	0.05	0.9

***** See Appendix Page for comments regarding this certificate *****

ALS Canada Ltd.
2103 Dollarton Hwy
North Vancouver BC V7H 0A7
Phone: 604 984 0221 Fax: 604 984 0218 www.alsglobal.com

To: **SILVER RANGE RESOURCES LTD.**
C/O ARCHER, CATHRO & ASSOCIATES (1981) LIMITED
1016-510 W HASTINGS ST
VANCOUVER BC V6B 1L8

Finalized Date: 21-AUG-2012
Account: RANSIL

Project: Keg-Group 4

CERTIFICATE OF ANALYSIS WH12182386

Sample Description	Method	ME-MS41	ME-MS41	ME-MS41	ME-MS41	ME-MS41	ME-MS41	ME-MS41	ME-MS41
	Analyte	Ti	Tl	U	V	W	Y	Zn	Zr
	Units	%	ppm	ppm	ppm	ppm	ppm	ppm	ppm
	LOR	0.005	0.02	0.05	1	0.05	0.05	2	0.5
CC82879		0.112	0.05	0.32	86	0.16	2.55	34	0.5
CC82880		0.137	0.16	0.93	97	0.37	5.70	80	0.8

***** See Appendix Page for comments regarding this certificate *****

ALS Canada Ltd.
2103 Dollarton Hwy
North Vancouver BC V7H 0A7
Phone: 604 984 0221 Fax: 604 984 0218 www.alsglobal.com

To: **SILVER RANGE RESOURCES LTD.**
C/O ARCHER, CATHRO & ASSOCIATES (1981) LIMITED
1016-510 W HASTINGS ST
VANCOUVER BC V6B 1L8

Finalized Date: 21-AUG-2012
Account: RANSIL

Project: Keg-Group 4

CERTIFICATE OF ANALYSIS WH12182386

Method	CERTIFICATE COMMENTS
ME-MS41	Gold determinations by this method are semi-quantitative due to the small sample weight used (0.5g).

ALS Canada Ltd.

2103 Dollarton Hwy
North Vancouver BC V7H 0A7
Phone: 604 984 0221 Fax: 604 984 0218 www.alsglobal.com

To: **SILVER RANGE RESOURCES LTD.**
C/O ARCHER, CATHRO & ASSOCIATES (1981) LIMITED
1016-510 W HASTINGS ST
VANCOUVER BC V6B 1L8

Finalized Date: 14-AUG-2012
Account: RANSIL

CERTIFICATE WH12182387

Project: Keg-Group 6

P.O. No.:

This report is for 231 Soil samples submitted to our lab in Whitehorse, YT, Canada on 6-AUG-2012.

The following have access to data associated with this certificate:

MATT DUMALA	JOAN MARIACHER	

SAMPLE PREPARATION

ALS CODE	DESCRIPTION
WEI-21	Received Sample Weight
LOG-22	Sample login - Rcd w/o BarCode
SCR-41	Screen to -180um and save both

ANALYTICAL PROCEDURES

ALS CODE	DESCRIPTION	INSTRUMENT
Au-ICP21	Au 30g FA ICP-AES Finish	ICP-AES
ME-MS41	51 anal. aqua regia ICPMS	

To: **SILVER RANGE RESOURCES LTD.**
ATTN: JOAN MARIACHER
C/O ARCHER, CATHRO & ASSOCIATES (1981) LIMITED
1016-510 W HASTINGS ST
VANCOUVER BC V6B 1L8

This is the Final Report and supersedes any preliminary report with this certificate number. Results apply to samples as submitted. All pages of this report have been checked and approved for release.

***** See Appendix Page for comments regarding this certificate *****

Signature:

Colin Ramshaw, Vancouver Laboratory Manager

ALS Canada Ltd.
2103 Dollarton Hwy
North Vancouver BC V7H 0A7
Phone: 604 984 0221 Fax: 604 984 0218 www.alsglobal.com

To: **SILVER RANGE RESOURCES LTD.**
C/O ARCHER, CATHRO & ASSOCIATES (1981) LIMITED
1016-510 W HASTINGS ST
VANCOUVER BC V6B 1L8

Finalized Date: 14-AUG-2012
Account: RANSIL

Project: Keg-Group 6

CERTIFICATE OF ANALYSIS WH12182387

Sample Description	Method	WEI-21	Au-ICP21	ME-MS41	ME-MS41	ME-MS41	ME-MS41	ME-MS41	ME-MS41	ME-MS41	ME-MS41	ME-MS41	ME-MS41	ME-MS41	ME-MS41	ME-MS41
	Analyte	Recvd Wt.	Au	Ag	Al	As	Au	B	Ba	Be	Bi	Ca	Cd	Ce	Co	Cr
	Units	kg	ppm	ppm	%	ppm	ppm	ppm	ppm	ppm	ppm	%	ppm	ppm	ppm	ppm
	LOR	0.02	0.001	0.01	0.01	0.1	0.2	10	10	0.05	0.01	0.01	0.01	0.02	0.1	1
DD006001		0.21	0.001	0.31	1.21	15.4	<0.2	<10	370	0.29	0.21	0.09	0.49	20.7	5.3	22
DD006002		0.22	0.002	0.85	1.59	14.2	<0.2	<10	430	0.44	0.27	0.09	0.36	20.2	6.4	28
DD006003		0.20	0.004	3.29	1.75	13.8	<0.2	<10	750	0.41	0.23	0.06	0.36	21.3	8.0	29
DD006004		0.28	0.002	1.21	0.94	11.0	<0.2	<10	390	0.33	0.20	0.06	0.35	17.60	5.4	25
DD006005		0.27	0.006	0.92	2.08	12.1	<0.2	<10	390	0.60	0.21	0.04	0.23	19.95	10.8	56
DD006006		0.24	0.002	1.63	1.09	10.8	<0.2	<10	530	0.30	0.21	0.06	0.27	18.00	5.0	20
DD006007		0.19	0.001	0.91	1.39	11.0	<0.2	<10	660	0.37	0.23	0.05	0.36	15.40	8.9	26
DD006008		0.20	0.005	3.11	1.08	10.2	<0.2	<10	1060	0.28	0.20	0.05	0.42	15.95	5.7	18
DD006009		0.20	0.003	1.15	1.16	11.8	<0.2	<10	400	0.25	0.23	0.07	0.17	20.6	3.5	20
DD006010		0.29	0.002	0.42	1.10	13.5	<0.2	<10	490	0.24	0.22	0.08	0.37	19.15	4.6	22
DD006011		0.21	0.003	0.48	1.21	16.1	<0.2	<10	690	0.45	0.23	0.10	0.22	23.9	4.1	30
DD006012		0.25	0.005	0.39	1.14	10.8	<0.2	<10	990	0.44	0.17	0.04	0.12	26.5	2.7	37
DD006013		0.26	0.009	0.56	2.46	11.4	<0.2	<10	490	0.89	0.21	0.06	0.22	21.4	6.9	70
DD006014		0.25	0.002	0.86	1.82	12.8	<0.2	<10	460	0.69	0.19	0.07	0.32	16.20	9.5	41
DD006015		0.19	0.002	0.50	1.76	16.4	<0.2	<10	630	0.69	0.25	0.06	0.41	21.5	9.3	31
DD006016		0.20	0.002	1.07	1.47	13.0	<0.2	<10	670	0.52	0.23	0.04	0.44	28.6	10.1	28
DD006017		0.20	0.002	0.36	1.42	10.3	<0.2	<10	700	0.60	0.23	0.06	0.29	24.0	10.1	28
DD006018		0.25	0.002	2.08	1.39	15.1	<0.2	<10	570	0.57	0.24	0.07	0.34	26.8	6.1	35
DD006019		0.22	0.004	0.91	2.18	24.4	<0.2	<10	570	0.83	0.30	0.15	0.21	21.8	8.5	42
DD006020		0.20	0.002	0.33	0.70	6.0	<0.2	<10	300	0.24	0.12	0.17	0.14	8.63	3.1	13
DD006021		0.24	0.006	1.00	1.57	19.6	<0.2	<10	870	0.66	0.24	0.11	0.40	27.9	5.9	40
DD006022		0.23	0.002	2.40	1.37	14.3	<0.2	<10	330	0.26	0.27	0.06	0.46	17.40	3.8	24
DD006023		0.19	0.004	1.94	2.39	29.5	<0.2	<10	420	0.98	0.35	0.29	0.69	27.2	10.0	39
DD006024		0.26	0.003	0.89	1.71	32.2	<0.2	<10	390	0.97	0.34	0.57	0.57	24.1	8.9	30
DD006025		0.20	0.005	0.99	2.45	33.0	<0.2	<10	420	0.92	0.34	0.37	0.75	24.1	8.7	37
DD006026		0.21	0.003	1.36	1.37	12.8	<0.2	<10	220	0.65	0.19	1.69	4.14	16.00	9.7	16
DD006027		0.12	0.005	0.89	1.13	8.3	<0.2	<10	180	0.71	0.16	2.11	3.64	14.00	5.6	13
DD006028		0.21	0.003	0.74	1.30	14.4	<0.2	<10	140	0.64	0.17	0.94	0.61	12.60	5.6	19
DD006029		0.15	0.015	2.60	2.79	16.4	<0.2	<10	350	2.07	0.27	1.08	1.75	29.3	15.6	26
DD006030		0.08	0.004	1.42	1.24	5.9	<0.2	<10	110	0.62	0.14	1.27	1.26	12.80	9.1	12
DD006031		0.23	0.002	0.61	1.27	24.7	<0.2	<10	140	0.58	0.17	0.28	0.55	12.30	9.1	17
DD006032		0.16	0.008	1.10	2.08	50.9	<0.2	<10	310	0.98	0.59	0.88	0.73	24.2	13.6	29
DD006033		0.20	0.006	1.37	2.14	18.1	<0.2	<10	320	0.70	0.34	0.57	0.52	19.35	7.1	34
DD006034		0.27	0.004	0.73	1.66	18.6	<0.2	<10	370	0.57	0.39	0.45	0.44	20.3	10.2	32
DD006035		0.14	0.003	0.42	1.48	10.9	<0.2	<10	800	0.50	0.31	0.30	0.28	20.5	6.0	27
DD006036		0.22	0.005	0.40	1.47	12.8	<0.2	<10	1940	0.77	0.29	0.30	0.67	36.9	7.5	31
DD006037		0.22	0.006	0.62	1.47	30.4	<0.2	<10	890	0.63	0.37	0.51	0.92	30.6	6.9	28
DD006038		0.28	0.006	0.76	1.31	40.7	<0.2	<10	670	0.70	0.32	0.86	1.70	24.2	8.0	26
DD006039		0.21	0.008	1.08	1.81	45.5	<0.2	<10	540	1.10	0.41	0.97	2.59	29.4	9.8	30
DD006040		0.21	0.007	0.95	1.72	21.8	<0.2	<10	870	0.73	0.25	1.06	0.92	22.6	9.1	35

***** See Appendix Page for comments regarding this certificate *****

ALS Canada Ltd.
2103 Dollarton Hwy
North Vancouver BC V7H 0A7
Phone: 604 984 0221 Fax: 604 984 0218 www.alsglobal.com

To: **SILVER RANGE RESOURCES LTD.**
C/O ARCHER, CATHRO & ASSOCIATES (1981) LIMITED
1016-510 W HASTINGS ST
VANCOUVER BC V6B 1L8

Finalized Date: 14-AUG-2012
Account: RANSIL

Project: Keg-Group 6

CERTIFICATE OF ANALYSIS WH12182387

Sample Description	Method	ME-MS41	ME-MS41	ME-MS41	ME-MS41	ME-MS41	ME-MS41	ME-MS41	ME-MS41	ME-MS41	ME-MS41	ME-MS41	ME-MS41	ME-MS41	ME-MS41	ME-MS41
	Analyte	Cs	Cu	Fe	Ga	Ge	Hf	Hg	In	K	La	Li	Mg	Mn	Mo	Na
	Units	ppm	ppm	%	ppm	ppm	ppm	ppm	ppm	%	ppm	ppm	%	ppm	ppm	%
	LOR	0.05	0.2	0.01	0.05	0.05	0.02	0.01	0.005	0.01	0.2	0.1	0.01	5	0.05	0.01
DD006001		1.15	13.6	2.20	4.89	0.06	0.04	0.01	0.019	0.09	10.4	15.8	0.33	122	1.95	<0.01
DD006002		2.24	19.0	2.42	5.63	0.06	0.10	0.02	0.020	0.11	10.5	21.6	0.41	132	1.97	<0.01
DD006003		2.78	39.7	2.80	5.64	0.07	0.05	0.04	0.023	0.07	11.1	23.3	0.36	154	2.47	<0.01
DD006004		3.09	26.6	2.78	5.63	0.07	0.02	0.02	0.025	0.06	10.1	23.9	0.14	136	4.40	0.01
DD006005		11.40	52.6	3.01	7.51	0.07	0.16	0.02	0.031	0.08	10.7	31.7	0.49	131	2.75	<0.01
DD006006		2.87	19.9	2.61	6.28	0.08	<0.02	0.02	0.018	0.05	9.8	16.8	0.16	93	2.08	<0.01
DD006007		3.80	24.9	2.77	6.48	0.06	0.03	0.02	0.021	0.05	8.7	17.8	0.26	137	1.81	<0.01
DD006008		2.81	24.6	2.29	4.77	0.06	0.05	0.05	0.023	0.05	9.1	13.1	0.19	101	2.13	0.01
DD006009		2.14	21.1	2.23	5.76	0.07	0.04	0.02	0.025	0.04	10.4	16.7	0.21	87	2.31	<0.01
DD006010		1.40	16.5	2.00	4.85	0.06	0.02	0.02	0.022	0.07	9.9	16.4	0.31	137	2.08	0.01
DD006011		3.67	37.3	2.81	5.32	0.08	0.04	0.02	0.021	0.09	12.4	17.0	0.29	100	2.56	<0.01
DD006012		6.75	43.0	3.40	5.34	0.09	0.05	0.02	0.024	0.13	14.4	13.6	0.25	88	2.20	0.01
DD006013		11.25	42.5	2.88	9.58	0.09	0.23	0.02	0.027	0.07	11.1	37.0	0.64	143	2.31	0.01
DD006014		6.50	26.2	3.24	7.19	0.07	0.04	0.01	0.021	0.08	9.3	25.1	0.37	132	2.58	0.01
DD006015		4.18	42.4	3.44	6.43	0.06	0.03	0.01	0.025	0.08	11.9	29.3	0.38	161	2.11	0.01
DD006016		7.20	41.8	3.14	5.84	0.07	0.03	0.01	0.030	0.10	14.7	24.5	0.25	152	1.68	0.02
DD006017		4.79	46.4	3.34	5.89	0.05	<0.02	<0.01	0.025	0.09	12.1	23.9	0.26	219	1.74	0.02
DD006018		3.62	43.1	3.60	5.83	0.05	<0.02	0.03	0.030	0.10	14.3	32.7	0.30	132	2.40	0.01
DD006019		4.01	39.3	2.84	5.84	0.05	0.07	<0.01	0.033	0.11	11.3	26.1	0.75	188	3.42	0.01
DD006020		1.60	15.7	1.11	2.36	<0.05	<0.02	<0.01	0.010	0.05	3.8	7.6	0.18	58	1.07	0.03
DD006021		4.12	57.2	2.96	5.21	0.07	<0.02	0.04	0.026	0.12	13.7	25.0	0.54	160	2.78	0.02
DD006022		1.54	18.9	3.26	6.20	<0.05	0.08	<0.01	0.026	0.07	9.4	14.2	0.21	115	2.75	0.01
DD006023		2.68	38.6	2.52	5.34	0.07	0.04	0.03	0.033	0.08	12.0	23.9	0.71	296	2.72	0.02
DD006024		2.45	52.1	2.04	4.77	0.07	0.04	0.03	0.031	0.07	12.8	17.3	0.59	496	2.77	0.02
DD006025		2.95	35.8	2.65	5.86	0.06	0.06	0.02	0.034	0.09	10.6	23.8	0.68	236	3.08	0.01
DD006026		1.11	50.6	1.65	3.08	0.05	0.05	0.03	0.032	0.05	8.3	10.5	0.28	303	7.69	0.03
DD006027		0.84	61.6	1.25	2.55	<0.05	0.05	0.01	0.021	0.04	7.3	8.5	0.26	208	4.25	0.04
DD006028		1.60	54.8	1.37	3.50	<0.05	0.04	<0.01	0.015	0.04	7.3	12.0	0.39	254	1.36	0.05
DD006029		2.82	101.0	3.45	5.78	0.06	0.11	0.04	0.044	0.07	16.9	22.5	0.58	242	2.71	0.05
DD006030		1.31	60.8	1.42	2.52	<0.05	0.04	0.03	0.020	0.04	7.2	10.2	0.20	332	0.79	0.05
DD006031		1.43	30.8	2.02	3.25	<0.05	0.02	<0.01	0.016	0.06	5.8	10.3	0.29	247	4.43	0.04
DD006032		2.68	58.7	2.91	5.46	0.06	0.05	0.03	0.032	0.07	11.7	21.0	0.54	411	7.81	0.03
DD006033		3.06	44.1	2.22	6.10	0.05	0.03	0.04	0.029	0.09	9.5	23.5	0.59	237	5.65	0.04
DD006034		2.36	38.0	2.44	4.90	0.06	0.02	0.03	0.029	0.09	10.0	19.7	0.59	394	6.67	0.03
DD006035		3.14	28.2	1.85	4.99	0.05	<0.02	0.08	0.021	0.10	9.9	17.1	0.55	271	2.45	0.02
DD006036		2.94	76.2	1.87	4.47	0.07	0.02	0.11	0.024	0.13	17.9	15.3	0.52	252	2.02	0.02
DD006037		2.04	60.6	2.49	4.07	0.07	0.03	0.05	0.036	0.10	14.9	16.1	0.52	189	4.12	0.02
DD006038		2.35	51.9	2.51	3.56	0.06	0.12	0.02	0.036	0.13	12.1	14.4	0.60	321	4.77	0.03
DD006039		3.44	92.3	3.28	4.90	0.09	0.04	0.01	0.099	0.13	16.0	20.7	0.68	375	5.76	0.03
DD006040		2.59	56.7	2.41	4.54	0.06	0.06	0.02	0.027	0.12	10.9	17.2	0.76	326	2.88	0.04

***** See Appendix Page for comments regarding this certificate *****

ALS Canada Ltd.
2103 Dollarton Hwy
North Vancouver BC V7H 0A7
Phone: 604 984 0221 Fax: 604 984 0218 www.alsglobal.com

To: **SILVER RANGE RESOURCES LTD.**
C/O ARCHER, CATHRO & ASSOCIATES (1981) LIMITED
1016-510 W HASTINGS ST
VANCOUVER BC V6B 1L8

Finalized Date: 14-AUG-2012
Account: RANSIL

Project: Keg-Group 6

CERTIFICATE OF ANALYSIS WH12182387

Sample Description	Method	ME-MS41	ME-MS41	ME-MS41	ME-MS41	ME-MS41	ME-MS41	ME-MS41	ME-MS41	ME-MS41	ME-MS41	ME-MS41	ME-MS41	ME-MS41	ME-MS41	ME-MS41
	Analyte	Nb	Ni	P	Pb	Rb	Re	S	Sb	Sc	Se	Sn	Sr	Ta	Te	Th
	Units	ppm	ppm	ppm	ppm	ppm	ppm	%	ppm	ppm	ppm	ppm	ppm	ppm	ppm	ppm
	LOR	0.05	0.2	10	0.2	0.1	0.001	0.01	0.05	0.1	0.2	0.2	0.2	0.01	0.01	0.2
DD006001		1.32	16.8	330	11.7	13.7	<0.001	0.02	1.55	2.4	0.6	0.7	11.3	<0.01	0.04	2.8
DD006002		1.31	21.1	230	12.1	21.0	<0.001	0.02	1.68	3.0	1.3	0.8	13.7	<0.01	0.03	3.3
DD006003		1.49	30.6	340	11.7	14.5	<0.001	0.03	1.94	3.0	0.9	0.8	14.7	<0.01	0.03	3.3
DD006004		1.01	13.7	380	12.1	14.2	<0.001	0.06	3.11	2.1	1.8	0.6	12.9	<0.01	0.04	1.9
DD006005		1.29	44.7	310	13.8	28.0	<0.001	0.07	1.78	4.3	1.7	0.8	27.6	<0.01	0.03	4.1
DD006006		1.51	14.3	290	11.4	15.4	<0.001	0.04	1.99	1.9	0.6	0.8	14.1	<0.01	0.04	1.8
DD006007		1.53	24.3	270	12.9	15.8	<0.001	0.04	2.27	2.2	0.9	0.9	11.8	<0.01	0.03	2.3
DD006008		1.21	16.2	280	11.6	12.5	<0.001	0.06	2.03	2.0	1.3	0.8	16.7	<0.01	0.04	2.6
DD006009		1.44	13.4	240	10.7	8.6	<0.001	0.03	2.22	2.0	1.4	0.7	12.0	<0.01	0.04	2.8
DD006010		1.25	16.3	370	11.3	12.6	<0.001	0.02	1.61	2.2	0.7	0.7	12.9	<0.01	0.02	2.5
DD006011		1.26	21.6	360	15.7	20.8	<0.001	0.07	3.13	2.8	2.2	0.8	25.4	<0.01	0.07	3.1
DD006012		1.00	18.0	460	12.6	27.1	<0.001	0.12	3.51	2.9	2.3	0.6	27.6	<0.01	0.05	3.3
DD006013		1.60	50.6	340	17.6	19.7	<0.001	0.08	1.79	5.4	2.2	1.2	40.9	<0.01	0.05	4.3
DD006014		1.44	35.6	350	14.7	23.6	<0.001	0.08	1.69	3.0	1.4	0.8	27.5	<0.01	0.04	2.2
DD006015		1.60	35.3	430	16.0	19.9	<0.001	0.05	2.10	2.8	0.8	1.0	16.7	<0.01	0.06	2.9
DD006016		1.08	27.3	480	11.8	23.9	0.001	0.07	2.22	3.2	2.5	0.8	24.4	<0.01	0.04	2.8
DD006017		1.09	22.9	540	10.2	21.7	0.001	0.05	2.17	3.1	1.8	0.8	23.6	<0.01	0.04	1.8
DD006018		1.20	28.6	520	11.7	20.3	0.001	0.10	4.07	3.4	2.3	0.9	24.6	<0.01	0.03	1.7
DD006019		1.20	41.2	370	22.3	25.3	0.001	0.02	2.88	4.5	2.2	1.2	24.1	<0.01	0.05	3.7
DD006020		0.55	11.2	280	5.5	8.8	<0.001	<0.01	0.91	1.2	0.7	0.4	20.8	<0.01	0.01	0.9
DD006021		1.08	31.0	470	15.4	18.7	0.001	0.07	5.99	3.2	3.3	1.1	28.5	<0.01	0.06	1.5
DD006022		1.28	12.7	320	16.1	8.1	0.001	0.06	4.40	2.2	2.4	1.1	10.5	<0.01	0.02	2.9
DD006023		1.00	49.5	980	21.2	11.9	0.001	0.01	2.46	4.2	2.7	1.0	27.7	<0.01	0.06	3.5
DD006024		0.61	37.5	1110	19.2	10.9	0.002	0.01	15.05	3.0	2.3	1.4	33.2	<0.01	0.04	1.5
DD006025		1.19	43.4	800	20.2	13.3	0.002	0.01	2.59	3.5	2.3	1.2	32.1	<0.01	0.04	3.7
DD006026		0.60	51.0	960	9.9	11.3	0.009	0.10	4.34	1.4	7.0	0.6	56.5	<0.01	0.03	0.7
DD006027		0.53	45.4	870	6.2	7.3	0.007	0.12	2.68	1.1	7.1	0.5	92.6	<0.01	0.02	0.6
DD006028		0.49	30.1	670	7.2	7.0	0.004	0.04	2.08	1.5	3.6	0.5	42.4	<0.01	0.01	0.8
DD006029		0.90	134.5	430	12.2	8.0	0.001	0.04	5.91	2.8	6.5	0.8	301	<0.01	0.09	3.7
DD006030		0.40	45.2	680	6.2	6.2	0.002	0.06	1.20	0.9	5.4	0.3	37.0	<0.01	0.02	0.4
DD006031		0.39	26.6	760	5.4	8.0	0.001	0.05	1.47	1.1	2.5	0.5	47.7	<0.01	0.04	0.5
DD006032		0.83	44.3	1170	20.7	13.2	0.004	0.07	2.73	3.1	7.2	1.2	66.8	<0.01	0.08	2.3
DD006033		0.85	33.8	1100	16.6	16.8	0.005	0.06	2.08	2.8	4.0	1.0	64.4	<0.01	0.07	1.7
DD006034		0.80	33.7	920	14.5	13.8	0.002	0.02	2.98	3.2	2.9	0.9	40.0	<0.01	0.04	2.1
DD006035		0.90	24.5	670	14.1	14.6	0.002	0.03	1.81	2.9	2.0	1.0	41.9	<0.01	0.02	0.8
DD006036		1.17	29.4	670	14.7	16.8	0.001	0.05	2.12	4.2	2.8	0.8	32.4	<0.01	0.03	2.7
DD006037		1.04	33.1	1100	35.9	11.6	0.002	0.02	4.49	3.8	2.7	1.5	53.1	<0.01	0.04	4.0
DD006038		0.80	41.8	1250	39.1	13.7	0.003	0.02	5.95	3.6	2.9	1.6	64.6	<0.01	0.03	4.2
DD006039		1.20	65.5	1550	71.2	16.5	0.005	0.08	8.96	3.4	5.0	3.2	92.1	<0.01	0.06	2.8
DD006040		1.04	45.0	920	22.4	15.8	0.002	0.04	3.63	4.0	2.6	1.1	56.0	<0.01	0.04	2.7

***** See Appendix Page for comments regarding this certificate *****

ALS Canada Ltd.
2103 Dollarton Hwy
North Vancouver BC V7H 0A7
Phone: 604 984 0221 Fax: 604 984 0218 www.alsglobal.com

To: **SILVER RANGE RESOURCES LTD.**
C/O ARCHER, CATHRO & ASSOCIATES (1981) LIMITED
1016-510 W HASTINGS ST
VANCOUVER BC V6B 1L8

Finalized Date: 14-AUG-2012
Account: RANSIL

Project: Keg-Group 6

CERTIFICATE OF ANALYSIS WH12182387

Sample Description	Method	ME-MS41	ME-MS41	ME-MS41	ME-MS41	ME-MS41	ME-MS41	ME-MS41	ME-MS41
	Analyte	Ti	Tl	U	V	W	Y	Zn	Zr
	Units	%	ppm	ppm	ppm	ppm	ppm	ppm	ppm
	LOR	0.005	0.02	0.05	1	0.05	0.05	2	0.5
DD006001		0.045	0.12	0.54	60	0.26	2.75	70	1.4
DD006002		0.049	0.18	0.65	65	0.25	3.35	91	3.5
DD006003		0.045	0.22	0.75	64	0.26	2.80	113	2.0
DD006004		0.046	0.22	0.66	59	0.25	2.11	126	0.9
DD006005		0.083	0.25	1.35	84	0.18	2.73	168	7.2
DD006006		0.050	0.20	0.52	63	0.25	2.05	85	0.7
DD006007		0.060	0.19	0.53	67	0.23	2.14	161	1.4
DD006008		0.042	0.17	0.60	45	0.27	2.11	95	2.7
DD006009		0.041	0.24	0.62	57	0.32	2.71	50	1.7
DD006010		0.043	0.13	0.60	57	0.27	3.09	63	1.1
DD006011		0.051	0.23	0.95	68	0.22	4.80	69	2.1
DD006012		0.060	0.24	1.19	70	0.16	4.64	63	2.8
DD006013		0.111	0.17	2.30	101	0.13	6.19	133	9.9
DD006014		0.074	0.17	1.08	80	0.19	3.03	200	1.8
DD006015		0.064	0.19	0.75	74	0.23	3.96	148	1.6
DD006016		0.060	0.24	0.76	59	0.17	3.14	156	1.9
DD006017		0.060	0.24	0.93	63	0.21	3.42	134	0.8
DD006018		0.043	0.30	0.68	71	0.26	3.51	98	0.5
DD006019		0.054	0.35	0.88	86	0.27	6.05	97	3.4
DD006020		0.031	0.09	0.35	32	0.11	1.74	39	0.5
DD006021		0.057	0.25	1.06	69	0.22	7.83	92	0.5
DD006022		0.048	0.32	0.53	70	0.40	1.88	84	3.8
DD006023		0.040	0.32	1.26	70	0.24	8.93	127	1.8
DD006024		0.029	0.30	1.39	70	0.26	10.30	112	1.3
DD006025		0.044	0.36	1.06	78	0.36	6.93	123	2.0
DD006026		0.021	0.11	3.43	42	0.15	6.36	269	1.9
DD006027		0.021	0.10	4.04	34	0.12	5.72	151	2.1
DD006028		0.030	0.13	1.62	46	0.13	5.87	84	1.6
DD006029		0.018	0.17	1.52	38	0.15	13.15	297	4.7
DD006030		0.018	0.10	2.26	23	0.08	6.71	145	1.3
DD006031		0.028	0.13	1.27	43	0.17	4.52	126	0.6
DD006032		0.023	0.22	3.97	77	0.35	10.55	166	2.1
DD006033		0.027	0.30	2.66	114	0.26	7.13	160	1.2
DD006034		0.041	0.23	1.39	78	0.24	6.69	166	0.9
DD006035		0.046	0.22	0.84	50	0.41	4.84	101	<0.5
DD006036		0.054	0.22	1.72	48	0.21	13.40	107	0.7
DD006037		0.040	0.21	1.83	69	0.60	11.85	165	1.7
DD006038		0.042	0.27	1.23	69	0.28	11.55	202	5.9
DD006039		0.043	0.25	3.27	76	0.25	16.40	485	1.7
DD006040		0.051	0.25	1.69	71	0.23	9.98	152	2.5

***** See Appendix Page for comments regarding this certificate *****

ALS Canada Ltd.
2103 Dollarton Hwy
North Vancouver BC V7H 0A7
Phone: 604 984 0221 Fax: 604 984 0218 www.alsglobal.com

To: **SILVER RANGE RESOURCES LTD.**
C/O ARCHER, CATHRO & ASSOCIATES (1981) LIMITED
1016-510 W HASTINGS ST
VANCOUVER BC V6B 1L8

Finalized Date: 14-AUG-2012
Account: RANSIL

Project: Keg-Group 6

CERTIFICATE OF ANALYSIS WH12182387

Sample Description	Method	WEI-21	Au-ICP21	ME-MS41	ME-MS41	ME-MS41	ME-MS41	ME-MS41	ME-MS41	ME-MS41	ME-MS41	ME-MS41	ME-MS41	ME-MS41	ME-MS41	ME-MS41
	Analyte	Recvd Wt.	Au	Ag	Al	As	Au	B	Ba	Be	Bi	Ca	Cd	Ce	Co	Cr
	Units	kg	ppm	ppm	%	ppm	ppm	ppm	ppm	ppm	ppm	%	ppm	ppm	ppm	ppm
	LOR	0.02	0.001	0.01	0.01	0.1	0.2	10	10	0.05	0.01	0.01	0.01	0.02	0.1	1
DD006041		0.20	0.006	0.28	1.94	24.8	<0.2	<10	860	0.86	0.28	0.28	0.58	31.6	10.7	35
DD006042		0.22	0.001	0.38	0.97	9.2	<0.2	<10	830	0.32	0.17	0.13	0.51	13.80	6.6	17
DD006043		0.20	0.001	0.40	0.89	10.6	<0.2	<10	300	0.24	0.22	0.09	1.11	19.20	4.1	19
DD006044		0.15	0.002	0.48	0.90	7.1	<0.2	<10	570	0.18	0.21	0.06	2.21	13.35	6.1	16
DD006045		0.17	0.002	0.79	1.07	10.2	<0.2	<10	380	0.31	0.15	0.19	0.22	12.35	4.2	22
DD006046		0.23	0.002	1.08	1.77	20.8	<0.2	<10	540	0.59	0.27	0.10	0.48	19.40	7.3	37
DD006047		0.17	0.001	1.07	1.57	19.2	<0.2	<10	770	0.46	0.26	0.08	0.22	22.1	7.4	31
DD006048		0.22	0.003	0.56	2.21	24.3	<0.2	<10	640	0.66	0.27	0.11	0.32	17.80	9.4	44
DD006049		0.18	0.004	0.83	1.73	15.3	<0.2	<10	530	0.39	0.24	0.08	0.44	18.70	6.7	28
DD006050		0.20	0.002	0.34	1.89	22.8	<0.2	<10	500	0.41	0.27	0.11	0.46	16.75	8.2	35
DD006051		0.23	0.007	1.53	2.21	40.2	<0.2	<10	360	0.98	0.36	1.15	1.66	24.9	9.0	41
DD006052		0.18	0.005	1.27	1.76	45.7	<0.2	<10	240	0.72	0.31	1.06	1.05	20.4	7.4	31
DD006053		0.25	0.005	1.36	1.86	46.6	<0.2	<10	270	0.67	0.36	1.01	0.78	23.5	9.6	32
DD006054		0.13	0.006	0.91	1.44	29.0	<0.2	<10	360	0.59	0.27	1.32	1.33	20.4	8.3	23
DD006055		0.19	0.037	1.03	1.58	46.5	<0.2	<10	430	0.62	0.26	0.89	1.41	16.70	7.5	26
DD006056		0.26	0.004	1.27	1.70	56.2	<0.2	<10	470	0.69	0.32	0.88	2.08	22.8	5.9	26
DD006057		0.12	0.006	6.65	2.36	112.5	<0.2	<10	640	1.81	0.50	1.36	1.41	72.7	21.0	37
DD006058		0.19	0.004	1.39	1.50	28.9	<0.2	<10	290	0.75	0.21	1.13	2.74	25.7	9.2	60
DD006059		0.21	0.005	2.07	2.44	24.3	<0.2	<10	460	0.97	0.23	2.31	2.60	20.0	5.9	83
DD006060		0.10	0.013	3.44	1.42	31.0	<0.2	<10	430	0.72	0.27	1.07	1.20	23.5	6.5	20
DD006061		0.18	0.004	1.51	1.78	34.0	<0.2	<10	410	0.74	0.29	1.46	0.72	23.9	9.0	41
DD006062		0.19	0.004	1.17	1.25	21.2	<0.2	<10	320	0.47	0.21	0.35	0.52	18.85	7.5	22
DD006063		0.24	0.003	1.08	1.77	38.2	<0.2	<10	370	0.74	0.24	1.08	0.56	22.5	7.2	33
DD006064		0.20	0.005	2.17	1.89	44.0	<0.2	<10	410	0.81	0.36	1.70	0.90	23.3	9.1	44
DD006065		0.18	0.003	2.12	1.39	29.2	<0.2	<10	440	0.61	0.63	0.94	0.59	15.05	6.2	23
DD006066		0.24	0.004	1.01	1.85	63.0	<0.2	<10	550	0.80	0.35	0.65	2.43	22.6	9.5	32
DD006067		0.27	0.002	1.23	2.16	42.1	<0.2	<10	490	0.75	0.28	0.70	0.70	21.1	9.5	41
DD006068		0.25	0.003	1.39	2.16	47.2	<0.2	<10	400	0.75	0.29	0.78	0.51	20.5	10.2	37
DD006069		0.23	0.007	1.50	2.10	64.3	<0.2	<10	300	0.76	0.49	0.41	1.06	24.4	9.4	36
DD006070		0.13	0.002	1.26	1.44	41.0	<0.2	<10	490	0.65	0.22	2.02	2.43	16.30	6.7	25
DD006071		0.21	0.007	0.31	1.35	29.4	<0.2	<10	800	0.48	0.27	0.27	0.61	27.9	40.4	24
DD006072		0.14	0.003	0.58	1.34	24.9	<0.2	<10	730	0.50	0.24	0.17	0.63	21.6	9.1	21
DD006073		0.16	0.003	0.52	1.29	16.3	<0.2	<10	430	0.47	0.21	0.15	1.08	19.00	8.9	20
DD006074		0.22	0.003	0.52	1.85	25.9	<0.2	<10	660	0.82	0.25	0.25	0.70	28.3	12.5	28
DD006075		0.16	0.004	0.74	1.62	28.1	<0.2	<10	460	0.81	0.27	0.15	0.77	26.0	16.8	22
DD006076		0.12	0.001	0.71	0.49	8.7	<0.2	<10	130	0.21	0.10	0.07	0.61	8.28	2.4	7
DD006077		0.17	0.003	0.81	1.58	31.8	<0.2	<10	220	0.66	0.22	0.18	1.69	15.25	7.7	24
DD006078		0.22	0.001	0.79	1.37	20.2	<0.2	<10	330	0.41	0.25	0.14	0.30	16.90	4.1	19
DD006079		0.20	0.001	0.42	1.53	32.6	<0.2	<10	430	0.57	0.32	0.17	0.46	25.0	6.2	24
DD006080		0.16	0.001	1.16	1.33	14.0	<0.2	<10	340	1.15	0.25	0.09	3.75	35.9	2.5	13

***** See Appendix Page for comments regarding this certificate *****

ALS Canada Ltd.
2103 Dollarton Hwy
North Vancouver BC V7H 0A7
Phone: 604 984 0221 Fax: 604 984 0218 www.alsglobal.com

To: **SILVER RANGE RESOURCES LTD.**
C/O ARCHER, CATHRO & ASSOCIATES (1981) LIMITED
1016-510 W HASTINGS ST
VANCOUVER BC V6B 1L8

Finalized Date: 14-AUG-2012
Account: RANSIL

Project: Keg-Group 6

CERTIFICATE OF ANALYSIS WH12182387

Sample Description	Method	ME-MS41	ME-MS41	ME-MS41	ME-MS41	ME-MS41	ME-MS41	ME-MS41	ME-MS41	ME-MS41	ME-MS41	ME-MS41	ME-MS41	ME-MS41	ME-MS41	ME-MS41
	Analyte	Cs	Cu	Fe	Ga	Ge	Hf	Hg	In	K	La	Li	Mg	Mn	Mo	Na
	Units	ppm	ppm	%	ppm	ppm	ppm	ppm	ppm	%	ppm	ppm	%	ppm	ppm	%
	LOR	0.05	0.2	0.01	0.05	0.05	0.02	0.01	0.005	0.01	0.2	0.1	0.01	5	0.05	0.01
DD006041		2.65	50.1	2.63	4.92	0.07	0.05	0.01	0.027	0.11	14.5	25.2	0.84	298	3.07	0.02
DD006042		1.79	37.6	1.47	3.22	<0.05	0.02	<0.01	0.015	0.06	5.9	10.6	0.31	257	1.40	0.03
DD006043		1.16	11.0	1.93	4.37	<0.05	<0.02	<0.01	0.018	0.10	8.8	11.8	0.28	123	1.78	0.01
DD006044		1.59	19.1	1.76	4.54	<0.05	<0.02	<0.01	0.012	0.08	6.2	8.9	0.16	256	1.37	0.01
DD006045		1.56	19.2	1.54	3.84	<0.05	0.02	<0.01	0.013	0.08	5.6	16.2	0.39	97	1.76	0.03
DD006046		3.98	30.9	2.72	5.84	<0.05	0.02	<0.01	0.024	0.10	9.8	22.5	0.56	152	2.87	0.01
DD006047		2.44	23.8	2.81	5.81	<0.05	0.02	<0.01	0.023	0.11	10.7	25.6	0.50	177	2.34	0.01
DD006048		2.95	30.2	2.66	6.24	0.05	0.07	<0.01	0.024	0.12	9.0	30.7	0.82	195	2.85	0.01
DD006049		3.44	23.2	2.92	5.99	<0.05	0.03	<0.01	0.023	0.08	9.0	19.6	0.36	143	2.52	0.01
DD006050		2.30	24.1	2.49	6.55	<0.05	0.03	<0.01	0.029	0.09	8.2	23.4	0.70	173	2.60	0.01
DD006051		5.97	69.4	2.64	6.22	0.08	0.09	<0.01	0.052	0.19	11.9	30.6	1.35	475	3.47	0.04
DD006052		5.11	45.3	2.06	5.49	0.08	0.10	0.05	0.047	0.15	10.4	22.2	1.02	309	3.66	0.02
DD006053		4.60	46.1	2.24	5.74	0.07	0.08	0.07	0.054	0.14	12.1	23.2	0.89	407	2.66	0.02
DD006054		2.56	37.2	1.88	4.44	0.06	0.07	0.09	0.037	0.10	10.4	16.6	0.53	807	2.28	0.02
DD006055		4.04	37.6	1.89	4.89	0.07	0.07	0.04	0.043	0.12	8.8	18.3	0.70	235	2.89	0.02
DD006056		3.01	58.3	2.15	5.03	0.05	0.09	0.08	0.049	0.09	12.6	18.1	0.46	160	3.43	0.01
DD006057		5.55	216	3.39	6.71	0.16	0.15	0.16	0.097	0.08	50.8	27.0	0.66	566	4.83	0.01
DD006058		5.26	70.7	1.68	4.60	0.07	0.11	0.05	0.038	0.10	13.5	30.6	0.92	298	2.45	0.02
DD006059		7.39	60.1	1.83	6.79	0.07	0.13	0.04	0.047	0.12	12.3	43.9	1.42	257	1.63	0.02
DD006060		3.50	64.5	1.52	4.37	0.06	0.05	0.06	0.037	0.06	13.7	15.5	0.43	315	1.53	0.02
DD006061		3.01	49.6	2.12	5.58	0.07	0.07	0.06	0.043	0.07	12.8	23.3	0.75	338	2.80	0.02
DD006062		4.43	30.9	1.50	4.93	<0.05	0.03	0.03	0.024	0.06	10.3	16.3	0.45	218	2.14	0.01
DD006063		3.54	39.9	1.89	5.59	0.05	0.06	0.04	0.037	0.07	11.7	21.0	0.66	277	2.77	0.02
DD006064		3.15	51.9	2.17	5.72	0.06	0.07	0.06	0.052	0.07	12.4	24.0	0.71	1060	2.49	0.02
DD006065		3.17	37.3	1.42	4.29	0.06	0.06	0.04	0.037	0.07	7.9	15.7	0.56	228	1.56	0.03
DD006066		4.48	47.8	2.21	6.05	0.06	0.06	0.04	0.049	0.14	11.7	22.1	0.88	312	2.79	0.03
DD006067		5.11	36.3	2.09	6.83	0.06	0.07	0.04	0.040	0.08	10.4	26.9	0.93	303	3.39	0.02
DD006068		3.89	36.5	2.34	6.24	0.05	0.03	0.04	0.046	0.07	9.0	23.6	0.79	328	3.43	0.01
DD006069		4.04	42.6	2.68	6.76	0.06	0.05	0.03	0.064	0.07	11.9	21.8	0.55	360	3.30	0.01
DD006070		3.40	48.8	1.59	4.17	0.06	0.08	0.06	0.032	0.09	9.2	16.3	0.64	365	2.21	0.03
DD006071		3.08	52.0	2.70	5.01	0.07	0.02	0.03	0.041	0.10	13.9	14.3	0.44	1150	3.66	0.02
DD006072		3.15	51.5	1.96	5.34	0.05	<0.02	0.05	0.027	0.07	10.5	15.5	0.37	249	2.33	0.01
DD006073		3.31	48.6	1.51	5.63	<0.05	<0.02	0.03	0.021	0.06	9.5	14.0	0.28	322	3.68	0.01
DD006074		3.33	65.4	2.47	5.69	0.06	0.02	0.03	0.035	0.08	13.6	22.4	0.51	400	5.42	0.01
DD006075		3.29	109.5	2.24	5.81	0.05	0.02	0.04	0.033	0.06	11.9	18.5	0.35	321	3.56	0.01
DD006076		1.45	21.4	0.94	2.62	<0.05	<0.02	0.04	0.011	0.03	4.6	2.8	0.06	52	1.48	0.01
DD006077		3.83	32.7	1.98	5.98	<0.05	<0.02	0.03	0.028	0.05	8.7	18.4	0.42	253	4.61	0.01
DD006078		2.82	47.8	1.51	5.69	<0.05	<0.02	0.03	0.028	0.05	8.9	12.3	0.29	129	3.15	0.01
DD006079		2.86	22.0	2.28	6.32	0.05	0.02	0.03	0.035	0.05	12.7	15.7	0.34	189	3.57	<0.01
DD006080		2.08	45.4	1.10	4.09	<0.05	0.02	0.03	0.033	0.02	18.7	3.2	0.06	55	3.69	<0.01

***** See Appendix Page for comments regarding this certificate *****

ALS Canada Ltd.
2103 Dollarton Hwy
North Vancouver BC V7H 0A7
Phone: 604 984 0221 Fax: 604 984 0218 www.alsglobal.com

To: **SILVER RANGE RESOURCES LTD.**
C/O ARCHER, CATHRO & ASSOCIATES (1981) LIMITED
1016-510 W HASTINGS ST
VANCOUVER BC V6B 1L8

Finalized Date: 14-AUG-2012
Account: RANSIL

Project: Keg-Group 6

CERTIFICATE OF ANALYSIS WH12182387

Sample Description	Method	ME-MS41	ME-MS41	ME-MS41	ME-MS41	ME-MS41	ME-MS41	ME-MS41	ME-MS41	ME-MS41	ME-MS41	ME-MS41	ME-MS41	ME-MS41	ME-MS41	ME-MS41
	Analyte	Nb	Ni	P	Pb	Rb	Re	S	Sb	Sc	Se	Sn	Sr	Ta	Te	Th
	Units	ppm	ppm	ppm	ppm	ppm	ppm	%	ppm	ppm	ppm	ppm	ppm	ppm	ppm	ppm
	LOR	0.05	0.2	10	0.2	0.1	0.001	0.01	0.05	0.1	0.2	0.2	0.2	0.01	0.01	0.2
DD006041		1.02	44.6	710	26.8	18.2	0.001	0.01	3.52	4.6	1.7	1.1	28.2	<0.01	0.04	4.2
DD006042		0.75	24.2	410	11.1	13.2	0.001	0.01	1.47	1.9	0.8	0.7	20.8	<0.01	0.01	1.5
DD006043		1.03	12.2	420	10.3	30.2	0.001	<0.01	1.36	1.8	0.7	0.9	10.4	<0.01	0.02	1.3
DD006044		1.10	11.5	380	10.9	14.6	0.001	0.01	1.93	1.4	0.4	0.8	10.1	<0.01	0.03	1.3
DD006045		1.01	17.4	210	7.3	17.2	<0.001	0.01	1.46	2.4	1.1	0.7	22.2	<0.01	0.02	1.5
DD006046		1.31	31.5	320	20.3	19.8	0.001	0.03	4.37	3.3	1.8	1.3	19.8	<0.01	0.04	2.4
DD006047		1.50	25.9	240	12.8	27.2	<0.001	0.02	2.34	3.2	1.1	1.1	16.3	<0.01	0.03	2.6
DD006048		1.44	33.7	270	23.9	22.6	0.001	0.01	3.00	4.1	1.5	1.5	13.8	<0.01	0.04	3.0
DD006049		1.54	22.6	270	11.1	19.8	0.001	0.01	1.80	2.4	1.3	1.0	27.5	<0.01	0.04	2.1
DD006050		1.46	31.1	320	17.8	16.3	0.001	0.01	2.89	3.2	1.5	1.4	17.0	<0.01	0.04	2.0
DD006051		1.02	60.6	960	67.6	32.1	0.002	0.04	9.29	4.6	4.8	2.2	48.1	<0.01	0.07	2.9
DD006052		1.19	36.9	940	48.4	28.0	0.003	0.05	7.74	3.8	3.9	2.0	47.4	<0.01	0.06	3.2
DD006053		1.21	36.1	970	50.4	33.9	0.003	0.06	4.38	3.8	3.1	1.7	50.0	<0.01	0.06	2.7
DD006054		0.90	31.5	870	35.3	28.7	0.008	0.08	6.38	2.8	4.3	1.1	52.0	<0.01	0.05	1.4
DD006055		0.99	40.3	1550	48.3	16.4	0.002	0.06	9.05	3.0	3.1	1.8	77.2	<0.01	0.05	2.8
DD006056		1.09	48.6	930	54.3	20.7	0.004	0.06	7.96	3.4	2.1	2.4	61.2	<0.01	0.06	2.7
DD006057		1.33	96.7	970	233	19.5	0.002	0.07	7.17	5.9	8.3	3.2	84.7	0.03	0.09	3.4
DD006058		1.11	81.1	2480	40.3	18.3	0.001	0.04	4.42	3.7	2.1	1.2	58.3	0.01	0.04	3.1
DD006059		1.58	60.4	2560	35.7	18.3	0.001	0.04	4.30	3.7	2.0	1.2	66.2	0.01	0.04	3.7
DD006060		0.90	38.5	870	86.0	14.6	0.003	0.07	5.46	2.0	3.4	1.6	52.9	0.01	0.05	1.0
DD006061		1.38	40.4	1510	44.0	18.1	0.002	0.05	5.05	3.6	2.3	1.5	59.4	0.01	0.05	2.9
DD006062		1.12	23.1	500	23.2	24.3	<0.001	0.02	2.73	2.5	1.4	1.2	38.9	<0.01	0.03	1.6
DD006063		1.29	36.8	920	32.2	21.6	0.001	0.04	4.55	3.3	2.1	1.7	55.0	<0.01	0.05	2.7
DD006064		1.13	42.0	2090	59.9	15.2	0.002	0.06	7.33	3.0	2.6	2.0	72.5	0.01	0.07	1.9
DD006065		0.87	27.2	1010	43.6	11.4	0.001	0.06	4.04	2.3	2.5	1.3	53.4	<0.01	0.08	1.5
DD006066		1.30	41.7	1320	82.2	23.5	0.001	0.04	11.95	4.0	1.5	2.9	49.9	<0.01	0.06	3.8
DD006067		1.60	42.7	1090	47.6	18.5	0.001	0.03	4.31	4.0	1.3	2.2	50.3	<0.01	0.05	4.0
DD006068		1.37	42.6	1000	47.2	17.6	0.001	0.04	3.95	3.1	1.6	1.9	43.9	<0.01	0.05	2.1
DD006069		1.74	46.4	340	91.6	24.0	<0.001	0.03	6.44	3.8	1.9	5.9	41.3	<0.01	0.07	3.6
DD006070		0.88	37.9	1290	47.3	14.3	0.001	0.10	5.07	2.2	1.6	1.4	76.6	0.01	0.05	1.4
DD006071		1.25	32.9	960	29.4	16.9	0.001	0.06	4.72	2.6	1.1	1.4	34.0	<0.01	0.05	1.2
DD006072		0.79	27.8	720	24.7	16.6	<0.001	0.05	2.58	1.4	1.0	1.2	24.4	<0.01	0.04	0.2
DD006073		0.89	22.5	530	15.1	17.1	<0.001	0.04	1.69	1.2	0.9	1.1	23.7	<0.01	0.03	<0.2
DD006074		1.18	47.0	760	22.6	16.4	0.001	0.05	3.84	2.9	1.2	1.1	32.4	<0.01	0.05	1.1
DD006075		0.93	37.2	830	27.0	16.8	0.001	0.05	2.69	1.6	1.2	1.2	19.7	0.01	0.05	0.2
DD006076		0.30	9.4	420	10.8	7.2	<0.001	0.03	1.28	0.4	0.4	0.7	11.5	<0.01	0.02	<0.2
DD006077		0.86	26.1	640	33.4	17.1	<0.001	0.04	4.35	1.3	1.0	1.3	21.1	<0.01	0.05	0.2
DD006078		0.55	18.5	580	25.8	12.9	<0.001	0.05	2.77	0.6	0.9	1.1	19.8	<0.01	0.05	<0.2
DD006079		1.57	21.8	590	41.9	14.3	<0.001	0.03	4.83	2.7	1.1	1.8	20.3	<0.01	0.05	1.8
DD006080		1.08	20.2	370	73.5	6.7	<0.001	0.03	5.00	1.4	1.0	1.4	16.4	0.01	0.04	0.2

***** See Appendix Page for comments regarding this certificate *****

ALS Canada Ltd.
2103 Dollarton Hwy
North Vancouver BC V7H 0A7
Phone: 604 984 0221 Fax: 604 984 0218 www.alsglobal.com

To: **SILVER RANGE RESOURCES LTD.**
C/O ARCHER, CATHRO & ASSOCIATES (1981) LIMITED
1016-510 W HASTINGS ST
VANCOUVER BC V6B 1L8

Finalized Date: 14-AUG-2012
Account: RANSIL

Project: Keg-Group 6

CERTIFICATE OF ANALYSIS WH12182387

Sample Description	Method	ME-MS41	ME-MS41	ME-MS41	ME-MS41	ME-MS41	ME-MS41	ME-MS41	ME-MS41
	Analyte	Ti	Tl	U	V	W	Y	Zn	Zr
	Units	%	ppm	ppm	ppm	ppm	ppm	ppm	ppm
	LOR	0.005	0.02	0.05	1	0.05	0.05	2	0.5
DD006041		0.049	0.33	1.23	71	0.23	10.95	134	1.8
DD006042		0.043	0.15	0.58	41	0.15	3.67	93	0.7
DD006043		0.057	0.14	0.37	56	0.28	2.41	76	<0.5
DD006044		0.050	0.12	0.31	52	0.24	1.94	97	0.5
DD006045		0.048	0.13	0.46	49	0.20	2.94	49	1.3
DD006046		0.062	0.25	0.68	83	0.25	4.21	128	1.1
DD006047		0.066	0.20	0.54	69	0.29	3.28	84	1.2
DD006048		0.082	0.24	0.70	97	0.26	5.41	103	3.2
DD006049		0.056	0.15	0.51	68	0.28	2.51	134	1.6
DD006050		0.067	0.19	0.51	85	0.30	3.86	146	1.2
DD006051		0.050	0.28	1.64	80	0.27	12.35	251	3.5
DD006052		0.039	0.27	1.85	63	0.29	9.32	173	3.9
DD006053		0.035	0.25	2.62	71	0.23	10.50	204	3.0
DD006054		0.023	0.23	2.60	56	0.13	9.70	157	2.3
DD006055		0.029	0.23	2.12	85	0.19	8.81	214	2.9
DD006056		0.023	0.25	3.35	80	0.21	10.30	284	3.2
DD006057		0.023	0.26	6.28	78	0.35	80.6	449	2.4
DD006058		0.038	0.45	1.83	61	0.25	21.1	414	4.0
DD006059		0.043	0.44	1.52	53	0.23	26.5	379	4.7
DD006060		0.024	0.20	1.55	48	0.19	17.80	169	1.4
DD006061		0.038	0.24	2.38	71	0.27	11.60	152	2.6
DD006062		0.032	0.19	1.11	56	0.25	8.37	90	0.8
DD006063		0.033	0.25	2.15	67	0.48	10.50	141	2.6
DD006064		0.029	0.24	2.21	69	0.46	13.35	145	2.4
DD006065		0.030	0.18	2.00	51	0.15	9.02	163	2.5
DD006066		0.040	0.27	1.87	74	0.35	10.00	219	2.4
DD006067		0.046	0.32	1.73	86	0.23	9.73	154	2.8
DD006068		0.035	0.25	1.45	74	0.23	6.76	142	1.1
DD006069		0.036	0.26	1.18	78	0.27	7.21	257	1.9
DD006070		0.027	0.25	1.63	58	0.22	11.20	168	2.9
DD006071		0.054	0.19	1.28	60	0.29	7.59	138	0.5
DD006072		0.032	0.18	1.21	52	0.21	6.01	108	<0.5
DD006073		0.037	0.17	1.36	53	0.21	5.56	88	<0.5
DD006074		0.048	0.20	2.09	68	0.33	10.45	187	<0.5
DD006075		0.033	0.19	1.46	59	0.25	8.71	134	<0.5
DD006076		0.021	0.08	0.50	28	0.11	1.88	36	<0.5
DD006077		0.033	0.19	1.30	73	0.24	5.01	147	<0.5
DD006078		0.019	0.18	0.96	53	0.18	4.55	61	<0.5
DD006079		0.033	0.26	1.15	73	0.33	6.39	91	0.5
DD006080		0.027	0.23	2.10	33	0.20	8.85	36	<0.5

***** See Appendix Page for comments regarding this certificate *****

ALS Canada Ltd.
2103 Dollarton Hwy
North Vancouver BC V7H 0A7
Phone: 604 984 0221 Fax: 604 984 0218 www.alsglobal.com

To: **SILVER RANGE RESOURCES LTD.**
C/O ARCHER, CATHRO & ASSOCIATES (1981) LIMITED
1016-510 W HASTINGS ST
VANCOUVER BC V6B 1L8

Finalized Date: 14-AUG-2012
Account: RANSIL

Project: Keg-Group 6

CERTIFICATE OF ANALYSIS WH12182387

Sample Description	Method	WEI-21	Au-ICP21	ME-MS41	ME-MS41	ME-MS41	ME-MS41	ME-MS41	ME-MS41	ME-MS41	ME-MS41	ME-MS41	ME-MS41	ME-MS41	ME-MS41	ME-MS41
	Analyte	Recvd Wt.	Au	Ag	Al	As	Au	B	Ba	Be	Bi	Ca	Cd	Ce	Co	Cr
	Units	kg	ppm	ppm	%	ppm	ppm	ppm	ppm	ppm	ppm	%	ppm	ppm	ppm	ppm
	LOR	0.02	0.001	0.01	0.01	0.1	0.2	10	10	0.05	0.01	0.01	0.01	0.02	0.1	1
DD006081		0.23	0.003	0.47	1.70	43.6	<0.2	<10	410	0.57	0.35	0.26	0.51	22.9	5.9	27
DD006082		0.25	0.002	0.34	1.35	17.8	<0.2	<10	370	0.40	0.33	0.13	0.39	27.2	3.0	24
DD006083		0.19	0.004	0.54	1.64	59.9	<0.2	<10	310	0.63	0.37	0.21	1.06	22.6	7.5	29
DD006084		0.22	0.002	1.37	1.88	41.0	<0.2	<10	410	0.74	0.33	2.31	5.02	17.75	8.4	36
DD006085		0.21	0.003	0.85	1.40	44.7	<0.2	<10	240	0.50	0.29	0.47	1.64	15.20	6.9	19
DD006086		0.25	0.003	2.68	1.69	227	<0.2	<10	350	0.67	0.65	0.63	2.28	18.50	8.6	25
DD006087		0.17	0.003	1.84	1.38	48.8	<0.2	<10	310	0.55	0.28	0.89	1.99	19.45	7.7	20
DD006088		0.25	0.002	0.49	1.40	27.8	<0.2	<10	300	0.67	0.22	0.25	0.82	27.1	8.2	23
DD006089		0.15	0.002	0.23	1.30	33.7	<0.2	<10	270	0.53	0.28	0.28	1.41	20.9	7.9	22
DD006090		0.15	0.001	0.30	1.09	24.4	<0.2	<10	210	0.56	0.16	0.55	0.63	26.7	5.5	13
DD006091		0.19	0.002	0.69	1.75	27.4	<0.2	<10	310	0.60	0.27	0.11	0.94	20.2	6.2	29
DD006092		0.20	0.003	0.84	1.22	18.6	<0.2	<10	270	0.42	0.30	0.12	0.93	23.4	8.7	24
DD006093		0.27	0.006	0.35	0.98	28.0	<0.2	<10	490	0.50	0.19	0.37	0.52	33.2	4.8	21
DD006094		0.24	0.003	0.58	1.62	35.0	<0.2	<10	490	0.60	0.32	0.21	0.40	24.7	5.2	28
DD006251		0.17	0.003	0.22	1.97	23.0	<0.2	<10	210	0.55	0.31	0.23	0.66	26.9	7.6	33
DD006252		0.17	0.003	0.87	2.20	54.9	<0.2	<10	410	0.95	0.29	0.33	0.65	18.40	7.7	35
DD006253		0.19	<0.001	0.28	1.67	28.0	<0.2	<10	630	0.53	0.35	0.15	0.42	23.8	7.5	36
DD006254		0.17	0.011	1.15	3.44	32.9	<0.2	<10	660	1.64	0.32	0.26	0.85	28.8	48.9	60
DD006255		0.26	0.009	0.50	2.12	38.3	<0.2	<10	640	0.85	0.30	0.46	0.91	22.5	13.4	43
DD006256		0.24	0.008	0.20	1.80	40.1	<0.2	<10	580	0.76	0.37	0.09	0.43	24.9	8.6	32
DD006257		0.17	0.006	0.75	1.51	55.2	<0.2	<10	440	1.00	0.41	0.59	3.69	27.7	9.5	26
DD006258		0.11	0.003	1.02	1.38	12.4	<0.2	<10	250	0.48	0.25	0.73	0.71	15.10	6.7	26
DD006259		0.28	0.005	1.05	1.80	14.9	<0.2	<10	340	0.77	0.31	0.85	0.84	22.9	7.7	36
DD006260		0.19	0.005	1.17	1.85	25.9	<0.2	<10	430	0.94	0.35	1.42	2.56	22.0	7.9	37
DD006261		0.29	0.005	1.05	1.86	20.5	<0.2	<10	320	0.90	0.30	0.80	1.43	23.5	8.9	39
DD006262		0.29	0.006	0.91	1.74	24.7	<0.2	<10	430	0.91	0.27	0.92	1.50	25.2	8.7	33
DD006263		0.21	0.005	0.85	1.78	4.9	<0.2	<10	90	0.66	0.14	1.59	0.56	11.70	6.2	34
DD006264		0.14	0.002	0.49	1.54	9.1	<0.2	<10	130	0.57	0.16	0.84	0.20	13.05	6.1	27
DD006265		0.26	0.004	0.66	1.99	30.5	<0.2	<10	440	0.96	0.42	0.79	0.34	23.3	7.4	36
DD006266		0.26	0.005	0.79	1.85	38.9	<0.2	<10	290	0.71	0.42	0.81	0.64	20.8	6.9	42
DD006267		0.22	0.013	1.17	2.71	5.9	<0.2	<10	80	1.10	0.18	1.45	0.54	14.55	7.0	55
DD006268		0.12	<0.001	0.59	0.82	10.2	<0.2	<10	320	0.73	0.15	2.55	1.30	11.45	4.1	12
DD006269		0.15	0.003	0.61	1.33	13.5	<0.2	<10	230	0.52	0.19	0.42	0.21	23.6	5.5	19
DD006270		0.20	0.002	0.52	1.89	15.6	<0.2	<10	210	0.59	0.28	0.20	0.55	20.3	6.5	34
DD006271		0.19	0.002	0.67	1.38	28.0	<0.2	<10	450	0.55	0.41	0.92	1.73	17.65	6.1	20
DD006272		0.12	0.003	0.88	1.77	20.4	<0.2	<10	290	0.81	0.37	1.03	1.05	20.4	6.7	25
DD006273		0.15	0.003	0.85	1.68	14.4	<0.2	<10	210	0.80	0.27	0.63	0.79	20.8	9.6	21
DD006274		0.19	0.005	1.03	1.84	16.3	<0.2	<10	220	0.81	0.33	1.67	0.49	22.1	10.2	34
DD006275		0.16	0.006	1.35	1.64	20.0	<0.2	<10	270	0.90	0.35	1.63	2.38	21.8	9.6	26
DD006276		0.17	0.004	0.93	1.69	15.7	<0.2	<10	260	0.71	0.31	1.05	1.02	20.4	7.8	31

***** See Appendix Page for comments regarding this certificate *****

ALS Canada Ltd.
2103 Dollarton Hwy
North Vancouver BC V7H 0A7
Phone: 604 984 0221 Fax: 604 984 0218 www.alsglobal.com

To: **SILVER RANGE RESOURCES LTD.**
C/O ARCHER, CATHRO & ASSOCIATES (1981) LIMITED
1016-510 W HASTINGS ST
VANCOUVER BC V6B 1L8

Finalized Date: 14-AUG-2012
Account: RANSIL

Project: Keg-Group 6

CERTIFICATE OF ANALYSIS WH12182387

Sample Description	Method	ME-MS41	ME-MS41	ME-MS41	ME-MS41	ME-MS41	ME-MS41	ME-MS41	ME-MS41	ME-MS41	ME-MS41	ME-MS41	ME-MS41	ME-MS41	ME-MS41	ME-MS41
	Analyte	Cs	Cu	Fe	Ga	Ge	Hf	Hg	In	K	La	Li	Mg	Mn	Mo	Na
	Units	ppm	ppm	%	ppm	ppm	ppm	ppm	ppm	%	ppm	ppm	%	ppm	ppm	%
	LOR	0.05	0.2	0.01	0.05	0.05	0.02	0.01	0.005	0.01	0.2	0.1	0.01	5	0.05	0.01
DD006081		3.76	24.1	2.28	6.28	0.05	<0.02	0.04	0.037	0.07	11.9	18.0	0.49	173	2.51	<0.01
DD006082		2.97	15.1	1.49	6.42	<0.05	<0.02	0.04	0.027	0.05	14.2	14.9	0.32	78	2.24	<0.01
DD006083		4.49	32.4	2.36	6.31	0.05	<0.02	0.03	0.035	0.07	11.5	19.1	0.50	773	2.62	0.01
DD006084		3.44	36.0	2.07	4.77	0.07	0.08	0.04	0.036	0.08	11.2	18.4	0.49	719	2.20	0.03
DD006085		2.72	40.4	1.67	4.47	0.05	0.02	0.04	0.033	0.05	8.3	15.3	0.35	352	3.37	0.02
DD006086		3.62	44.9	2.29	5.34	0.06	0.02	0.03	0.112	0.06	8.8	19.6	0.50	1360	5.60	0.02
DD006087		2.63	53.9	1.45	4.22	0.05	0.05	0.04	0.039	0.04	10.1	13.8	0.33	555	3.15	0.02
DD006088		2.05	26.7	2.00	4.32	0.06	<0.02	0.02	0.035	0.06	14.1	14.3	0.37	293	1.71	0.01
DD006089		2.28	19.1	2.40	4.27	0.05	<0.02	0.02	0.029	0.07	10.6	15.6	0.32	243	1.69	0.01
DD006090		1.91	19.4	1.65	3.14	0.05	0.02	0.04	0.027	0.03	13.9	9.6	0.19	194	1.03	0.02
DD006091		2.12	20.5	2.38	5.67	<0.05	0.02	0.04	0.035	0.07	9.4	19.5	0.39	184	1.91	0.01
DD006092		2.40	18.5	2.00	5.61	<0.05	<0.02	0.04	0.024	0.07	10.8	10.7	0.29	787	1.70	0.01
DD006093		1.38	26.4	1.86	3.07	0.07	0.03	0.05	0.025	0.05	16.8	11.4	0.39	207	2.06	0.01
DD006094		2.94	28.9	2.01	5.59	0.05	<0.02	0.06	0.032	0.07	12.0	15.9	0.49	187	2.23	0.01
DD006251		3.55	20.7	2.65	6.10	0.05	0.02	0.04	0.030	0.09	12.4	20.8	0.62	246	2.10	0.01
DD006252		4.68	48.5	2.48	5.98	<0.05	0.03	0.04	0.044	0.11	9.1	22.3	0.83	274	2.58	0.01
DD006253		3.35	30.8	3.15	6.37	0.05	0.03	0.02	0.029	0.14	11.6	25.0	0.61	240	2.79	0.01
DD006254		5.50	298	2.82	8.46	0.10	0.11	0.06	0.040	0.14	12.1	59.7	1.73	615	4.91	0.02
DD006255		4.17	75.9	2.53	6.50	0.08	0.02	0.04	0.038	0.12	10.3	36.1	0.98	350	6.15	0.02
DD006256		2.32	78.0	2.83	4.96	<0.05	0.04	0.04	0.043	0.08	12.3	20.8	0.53	167	4.27	0.01
DD006257		2.68	88.8	3.16	4.38	0.09	0.05	0.04	0.120	0.10	14.8	17.5	0.51	423	4.50	0.02
DD006258		1.96	30.1	1.44	4.74	<0.05	0.04	0.06	0.023	0.06	7.6	16.5	0.46	571	4.71	0.03
DD006259		2.73	41.4	1.85	5.48	0.06	0.06	0.06	0.033	0.09	11.3	24.1	0.67	322	3.59	0.04
DD006260		2.77	61.3	2.02	5.84	0.05	0.04	0.15	0.035	0.08	10.9	24.3	0.75	329	2.61	0.03
DD006261		2.88	46.8	2.24	5.85	0.07	0.09	0.14	0.031	0.12	11.6	28.9	0.79	358	4.34	0.04
DD006262		2.67	53.2	2.46	5.10	0.07	0.10	0.09	0.035	0.17	13.8	20.2	0.69	381	3.74	0.04
DD006263		4.13	29.6	1.44	5.70	0.05	0.06	0.04	0.021	0.27	5.7	35.8	1.12	305	0.63	0.08
DD006264		3.17	34.6	1.44	4.79	<0.05	0.02	0.05	0.019	0.06	6.7	25.5	0.60	123	0.83	0.06
DD006265		2.99	50.0	2.07	5.68	0.06	0.05	0.07	0.035	0.10	11.9	25.8	0.78	229	2.00	0.03
DD006266		2.92	35.1	1.91	6.00	0.07	0.07	0.02	0.034	0.09	9.7	26.7	0.93	325	3.86	0.04
DD006267		4.98	44.5	1.75	8.39	0.09	0.06	0.03	0.028	0.21	7.5	50.5	1.60	327	1.15	0.16
DD006268		0.75	60.5	1.07	2.14	0.06	0.05	0.09	0.015	0.03	6.5	5.0	0.16	371	1.86	0.02
DD006269		1.26	29.5	1.73	3.86	<0.05	<0.02	0.04	0.020	0.04	11.9	9.2	0.32	177	2.14	0.02
DD006270		2.34	21.2	2.70	5.96	<0.05	0.03	0.05	0.030	0.07	9.6	21.1	0.43	184	3.22	0.01
DD006271		1.76	33.5	1.63	3.97	0.05	0.06	0.06	0.031	0.06	8.8	12.9	0.37	590	8.77	0.02
DD006272		2.39	57.9	1.82	4.77	0.05	0.07	0.07	0.032	0.09	11.1	18.1	0.52	238	1.41	0.04
DD006273		2.21	52.3	1.90	4.31	0.05	0.03	0.08	0.028	0.07	11.1	17.5	0.40	302	1.23	0.03
DD006274		3.05	62.5	1.99	5.57	0.05	0.06	0.07	0.030	0.08	11.0	36.2	0.76	405	0.59	0.04
DD006275		1.98	60.6	2.08	4.39	0.06	0.05	0.07	0.042	0.08	11.8	19.7	0.50	312	2.86	0.02
DD006276		2.21	38.3	1.75	4.98	0.06	0.07	0.05	0.031	0.08	10.1	21.3	0.59	314	2.34	0.03

***** See Appendix Page for comments regarding this certificate *****

ALS Canada Ltd.
2103 Dollarton Hwy
North Vancouver BC V7H 0A7
Phone: 604 984 0221 Fax: 604 984 0218 www.alsglobal.com

To: **SILVER RANGE RESOURCES LTD.**
C/O ARCHER, CATHRO & ASSOCIATES (1981) LIMITED
1016-510 W HASTINGS ST
VANCOUVER BC V6B 1L8

Finalized Date: 14-AUG-2012
Account: RANSIL

Project: Keg-Group 6

CERTIFICATE OF ANALYSIS WH12182387

Sample Description	Method	ME-MS41	ME-MS41	ME-MS41	ME-MS41	ME-MS41	ME-MS41	ME-MS41	ME-MS41	ME-MS41	ME-MS41	ME-MS41	ME-MS41	ME-MS41	ME-MS41	ME-MS41
	Analyte	Nb	Ni	P	Pb	Rb	Re	S	Sb	Sc	Se	Sn	Sr	Ta	Te	Th
	Units	ppm	ppm	ppm	ppm	ppm	ppm	%	ppm	ppm	ppm	ppm	ppm	ppm	ppm	ppm
	LOR	0.05	0.2	10	0.2	0.1	0.001	0.01	0.05	0.1	0.2	0.2	0.2	0.01	0.01	0.2
DD006081		1.04	28.1	960	36.6	13.6	0.001	0.03	4.41	1.7	1.3	1.9	29.7	<0.01	0.05	0.4
DD006082		1.33	13.1	440	22.2	13.4	0.001	0.02	1.83	1.9	1.0	1.3	14.1	<0.01	0.03	0.5
DD006083		0.76	34.3	960	26.3	21.9	<0.001	0.05	3.65	1.3	1.2	1.8	33.3	<0.01	0.05	0.3
DD006084		0.84	42.7	3830	24.5	15.1	0.001	0.08	5.44	2.2	2.6	0.8	118.5	0.01	0.05	1.6
DD006085		0.75	29.8	900	24.3	12.6	0.001	0.05	2.50	1.3	1.6	0.9	34.9	<0.01	0.04	0.2
DD006086		0.90	51.7	1240	177.5	12.3	0.001	0.05	15.15	2.0	2.3	4.8	52.9	0.01	0.08	1.1
DD006087		0.71	35.6	1130	54.8	9.9	0.004	0.08	6.13	1.6	2.7	2.4	46.2	0.01	0.03	0.7
DD006088		0.77	33.4	800	16.0	11.2	<0.001	0.03	2.10	1.9	0.7	1.3	22.4	<0.01	0.02	1.0
DD006089		0.93	34.2	920	14.8	18.2	<0.001	0.03	1.73	2.0	0.5	1.2	26.2	<0.01	0.02	1.5
DD006090		0.58	34.9	700	9.9	5.1	0.001	0.05	1.84	1.3	1.1	1.0	29.9	<0.01	0.04	0.6
DD006091		1.34	21.0	420	19.8	12.9	<0.001	0.02	2.06	2.5	0.6	1.2	14.6	<0.01	0.03	2.5
DD006092		0.43	12.9	600	18.8	22.1	<0.001	0.03	1.80	0.7	0.5	1.3	15.9	<0.01	0.02	<0.2
DD006093		0.78	25.1	1280	24.7	6.4	0.001	0.02	5.07	2.5	1.6	1.5	32.5	<0.01	0.03	4.4
DD006094		0.78	27.0	900	32.2	13.9	<0.001	0.03	4.48	2.0	1.5	1.7	24.1	<0.01	0.04	1.0
DD006251		1.36	26.3	980	20.0	16.3	<0.001	0.03	2.88	3.0	1.0	1.3	18.9	<0.01	0.05	2.4
DD006252		1.02	41.9	1110	56.6	22.4	<0.001	0.07	13.15	2.2	1.4	2.4	31.4	<0.01	0.03	1.2
DD006253		1.41	32.5	710	18.1	25.2	<0.001	0.03	4.93	3.6	0.9	1.1	23.8	<0.01	0.07	3.2
DD006254		1.73	148.0	740	23.7	20.6	0.001	0.03	3.35	5.2	4.2	1.3	23.8	<0.01	0.08	4.8
DD006255		1.32	69.3	1000	31.8	17.2	0.001	0.04	5.00	4.2	2.2	1.4	54.0	<0.01	0.09	3.0
DD006256		1.31	43.2	420	41.4	12.4	0.001	0.04	6.21	3.1	1.9	1.9	24.6	<0.01	0.06	4.1
DD006257		1.07	58.1	1450	80.2	11.8	<0.001	0.09	9.53	2.7	3.1	3.4	71.7	<0.01	0.06	2.8
DD006258		0.63	26.0	910	12.5	12.3	0.002	0.06	1.90	1.8	3.6	0.7	47.7	<0.01	0.03	1.0
DD006259		0.91	36.0	1000	16.6	17.1	0.002	0.05	2.68	3.6	3.4	0.8	65.2	<0.01	0.04	3.2
DD006260		0.78	40.1	880	22.7	17.4	0.001	0.05	3.21	3.5	2.4	1.1	62.7	<0.01	0.05	2.3
DD006261		0.92	42.3	1050	16.5	17.7	0.001	0.03	3.19	4.5	1.9	1.0	61.4	<0.01	0.07	4.4
DD006262		0.89	49.1	1090	19.4	20.7	0.001	0.03	3.60	4.2	2.4	1.0	48.7	<0.01	0.06	4.1
DD006263		0.72	39.8	540	8.2	27.4	<0.001	0.06	1.21	2.3	2.5	0.4	51.8	<0.01	0.03	1.3
DD006264		0.69	39.1	310	7.8	12.8	0.001	0.03	1.36	1.6	2.3	0.5	33.2	<0.01	0.04	1.3
DD006265		0.79	42.9	940	24.4	18.4	<0.001	0.03	2.92	3.4	1.7	1.3	37.2	<0.01	0.05	3.1
DD006266		1.14	32.0	1220	34.7	13.4	0.001	0.03	4.10	3.5	3.3	1.7	47.7	<0.01	0.06	3.5
DD006267		1.05	43.9	460	9.7	24.0	0.002	0.06	1.05	4.5	3.4	0.5	68.0	<0.01	0.04	2.4
DD006268		0.46	29.3	830	6.6	5.0	0.005	0.21	2.21	1.4	12.1	0.4	81.1	<0.01	0.01	0.7
DD006269		0.73	19.1	780	9.6	7.0	0.001	0.03	0.99	1.9	1.8	0.5	24.4	<0.01	0.02	1.3
DD006270		1.51	26.2	720	14.1	11.6	<0.001	0.04	1.50	2.5	1.6	0.8	25.6	0.01	0.07	1.7
DD006271		0.66	27.2	960	21.0	11.3	0.006	0.05	3.34	2.3	2.6	1.0	37.9	<0.01	0.03	2.1
DD006272		0.85	49.1	890	16.8	15.6	0.003	0.07	2.72	3.1	3.7	0.9	55.0	<0.01	0.03	2.5
DD006273		0.66	55.6	850	11.9	11.8	0.001	0.05	1.76	1.9	2.7	0.6	37.5	<0.01	0.04	1.2
DD006274		0.96	60.1	650	15.3	20.5	0.003	0.09	1.79	3.1	4.0	0.8	51.6	<0.01	0.04	1.9
DD006275		0.79	57.8	840	21.3	17.4	0.005	0.12	2.82	2.5	10.7	1.0	52.6	<0.01	0.05	1.5
DD006276		0.93	36.7	750	21.7	13.8	0.004	0.06	2.05	2.7	4.0	1.0	57.4	<0.01	0.06	2.5

***** See Appendix Page for comments regarding this certificate *****

ALS Canada Ltd.
2103 Dollarton Hwy
North Vancouver BC V7H 0A7
Phone: 604 984 0221 Fax: 604 984 0218 www.alsglobal.com

To: **SILVER RANGE RESOURCES LTD.**
C/O ARCHER, CATHRO & ASSOCIATES (1981) LIMITED
1016-510 W HASTINGS ST
VANCOUVER BC V6B 1L8

Finalized Date: 14-AUG-2012
Account: RANSIL

Project: Keg-Group 6

CERTIFICATE OF ANALYSIS WH12182387

Sample Description	Method	ME-MS41	ME-MS41	ME-MS41	ME-MS41	ME-MS41	ME-MS41	ME-MS41	ME-MS41
	Analyte	Ti	Tl	U	V	W	Y	Zn	Zr
	Units	%	ppm	ppm	ppm	ppm	ppm	ppm	ppm
	LOR	0.005	0.02	0.05	1	0.05	0.05	2	0.5
DD006081		0.028	0.27	1.30	75	0.23	6.73	119	<0.5
DD006082		0.029	0.22	0.96	61	0.32	6.29	52	<0.5
DD006083		0.033	0.20	1.31	74	0.25	6.85	183	<0.5
DD006084		0.026	0.22	1.88	40	0.23	14.60	251	2.9
DD006085		0.031	0.14	1.46	49	0.24	9.36	191	<0.5
DD006086		0.033	0.21	1.34	58	0.20	8.33	442	0.7
DD006087		0.028	0.16	1.87	45	0.13	10.50	226	1.6
DD006088		0.033	0.14	1.27	57	0.25	7.80	174	<0.5
DD006089		0.036	0.10	0.98	58	0.71	5.66	254	0.6
DD006090		0.026	0.09	1.08	38	0.20	13.25	198	0.5
DD006091		0.046	0.20	0.80	81	0.27	3.88	123	0.9
DD006092		0.029	0.21	0.92	65	0.21	3.57	86	<0.5
DD006093		0.046	0.13	1.36	58	0.17	9.45	106	1.5
DD006094		0.031	0.28	1.17	78	0.24	6.23	104	<0.5
DD006251		0.048	0.25	0.95	69	0.33	5.19	140	0.7
DD006252		0.030	0.31	1.38	106	0.24	6.48	237	0.9
DD006253		0.071	0.21	0.65	78	0.27	4.40	124	1.0
DD006254		0.089	0.37	1.51	94	0.26	15.40	400	4.6
DD006255		0.061	0.32	1.30	92	0.31	8.13	261	1.0
DD006256		0.044	0.24	0.93	77	0.26	5.11	153	2.1
DD006257		0.038	0.23	2.88	74	0.21	12.55	465	1.6
DD006258		0.025	0.19	1.36	64	0.22	5.37	113	1.3
DD006259		0.038	0.27	2.07	85	0.39	9.30	154	2.6
DD006260		0.037	0.24	3.49	87	0.31	9.95	145	1.7
DD006261		0.048	0.31	1.66	91	0.47	11.10	195	3.6
DD006262		0.036	0.30	1.04	77	0.18	13.30	192	4.5
DD006263		0.053	0.22	0.72	43	0.08	6.54	122	2.2
DD006264		0.041	0.17	0.63	43	0.09	5.02	90	1.2
DD006265		0.034	0.27	1.35	81	0.24	11.15	141	1.9
DD006266		0.052	0.23	1.20	98	0.33	7.74	155	2.6
DD006267		0.076	0.22	1.74	62	0.12	7.40	108	2.5
DD006268		0.017	0.09	1.94	26	0.12	6.73	44	2.1
DD006269		0.029	0.15	1.15	41	0.21	5.72	57	<0.5
DD006270		0.048	0.23	0.91	68	0.26	4.22	105	0.7
DD006271		0.025	0.19	2.32	64	0.24	7.25	130	2.1
DD006272		0.032	0.20	2.43	62	0.18	9.03	154	2.9
DD006273		0.028	0.16	1.40	44	0.17	7.06	157	0.9
DD006274		0.038	0.20	3.03	60	0.17	9.66	170	2.3
DD006275		0.022	0.19	2.44	59	0.14	11.05	233	2.3
DD006276		0.030	0.20	1.84	68	0.18	7.64	159	2.5

***** See Appendix Page for comments regarding this certificate *****

ALS Canada Ltd.
2103 Dollarton Hwy
North Vancouver BC V7H 0A7
Phone: 604 984 0221 Fax: 604 984 0218 www.alsglobal.com

To: **SILVER RANGE RESOURCES LTD.**
C/O ARCHER, CATHRO & ASSOCIATES (1981) LIMITED
1016-510 W HASTINGS ST
VANCOUVER BC V6B 1L8

Finalized Date: 14-AUG-2012
Account: RANSIL

Project: Keg-Group 6

CERTIFICATE OF ANALYSIS WH12182387

Sample Description	Method	WEI-21	Au-ICP21	ME-MS41	ME-MS41	ME-MS41	ME-MS41	ME-MS41	ME-MS41	ME-MS41	ME-MS41	ME-MS41	ME-MS41	ME-MS41	ME-MS41	ME-MS41
	Analyte	Recvd Wt.	Au	Ag	Al	As	Au	B	Ba	Be	Bi	Ca	Cd	Ce	Co	Cr
	Units	kg	ppm	ppm	%	ppm	ppm	ppm	ppm	ppm	ppm	%	ppm	ppm	ppm	ppm
	LOR	0.02	0.001	0.01	0.01	0.1	0.2	10	10	0.05	0.01	0.01	0.01	0.02	0.1	1
DD006277		0.14	0.004	0.74	1.72	11.0	<0.2	<10	210	0.63	0.23	1.07	0.55	15.35	6.5	33
DD006278		0.16	0.016	0.98	1.70	7.7	<0.2	<10	150	0.63	0.16	1.09	0.85	14.10	6.9	43
DD006279		0.14	0.008	1.02	1.70	8.8	<0.2	<10	120	0.78	0.13	1.32	1.07	13.90	5.9	36
DD006280		0.23	0.006	0.89	1.56	26.3	<0.2	<10	340	0.60	0.28	0.77	1.05	24.2	8.2	32
DD006281		0.18	0.007	1.18	2.06	18.7	<0.2	<10	290	0.53	0.28	1.69	0.73	19.55	7.5	42
DD006282		0.25	0.003	0.60	1.49	17.4	<0.2	<10	370	0.47	0.22	1.01	0.56	20.3	6.2	34
DD006283		0.23	0.002	0.59	1.87	27.3	<0.2	<10	490	0.66	0.27	0.60	0.71	24.2	8.5	35
DD006284		0.23	0.005	1.16	1.90	42.4	<0.2	<10	650	0.86	0.27	0.95	0.94	25.7	8.7	38
DD006285		0.27	0.003	0.32	1.45	16.7	<0.2	<10	610	0.45	0.29	0.30	0.67	24.3	8.0	30
DD006286		0.25	0.001	0.38	1.06	11.2	<0.2	<10	470	0.39	0.18	0.21	0.30	15.80	4.9	19
DD006287		0.23	<0.001	0.22	0.77	14.1	<0.2	<10	370	0.22	0.26	0.10	0.48	18.80	3.0	16
DD006288		0.19	0.002	0.32	1.88	23.3	<0.2	<10	580	0.55	0.29	0.18	0.37	17.25	6.4	34
DD006289		0.22	0.001	0.52	1.58	23.3	<0.2	<10	510	0.40	0.26	0.10	0.45	16.75	7.0	34
DD006290		0.18	0.004	0.29	1.66	18.8	<0.2	<10	980	0.44	0.27	0.09	0.22	18.55	6.9	30
DD006291		0.20	<0.001	0.28	1.73	8.9	<0.2	<10	1250	0.54	0.20	0.07	0.19	14.60	11.1	31
DD006292		0.23	0.003	0.42	1.42	12.8	<0.2	<10	1690	0.49	0.23	0.06	0.24	18.60	8.5	26
DD006293		0.21	0.001	0.70	1.91	16.3	<0.2	<10	1090	0.63	0.26	0.09	0.26	29.0	7.7	32
DD006294		0.20	0.003	0.39	1.88	19.9	<0.2	<10	1060	0.48	0.32	0.06	0.39	23.8	7.9	37
DD006295		0.16	0.001	0.69	0.51	4.8	<0.2	<10	430	0.13	0.09	0.05	0.21	8.25	1.7	10
DD006296		0.25	0.002	1.16	1.46	18.9	<0.2	<10	510	0.43	0.19	0.04	0.18	22.4	3.8	53
DD006297		0.24	0.009	0.52	2.09	25.4	<0.2	<10	860	0.89	0.29	0.15	0.20	25.2	8.8	52
DD006298		0.29	0.005	0.59	1.50	16.2	<0.2	<10	480	0.48	0.24	0.08	0.38	19.85	6.6	35
DD006299		0.14	0.003	1.06	1.31	14.0	<0.2	<10	570	0.31	0.24	0.07	0.51	19.15	6.8	26
DD006300		0.21	0.003	0.34	0.85	15.5	<0.2	<10	400	0.23	0.20	0.05	0.24	18.95	2.9	22
DD006353		0.21	0.004	0.30	1.93	25.9	<0.2	<10	810	0.48	0.28	0.13	0.23	20.4	6.2	41
DD006354		0.21	0.005	1.10	2.40	30.2	<0.2	<10	450	0.79	0.32	0.13	0.24	21.7	10.3	43
DD006355		0.27	0.005	1.40	1.56	25.4	<0.2	<10	500	0.44	0.29	0.08	0.30	19.15	4.6	34
DD006356		0.23	0.007	0.41	1.66	18.7	<0.2	<10	830	0.70	0.24	0.10	0.18	27.1	8.6	42
DD006357		0.10	0.002	0.88	0.76	53.0	<0.2	<10	200	0.21	0.34	0.10	0.38	5.55	2.3	10
DD006358		0.24	0.006	0.87	1.96	28.4	<0.2	<10	810	0.65	0.29	0.09	0.36	22.5	7.9	40
DD006359		0.23	0.004	0.24	1.59	17.5	<0.2	<10	950	0.54	0.24	0.08	0.34	18.35	8.2	30
DD006360		0.17	0.007	0.39	1.62	26.2	<0.2	<10	440	0.33	0.33	0.07	0.38	18.15	5.2	34
DD006361		0.16	0.005	0.13	1.08	9.8	<0.2	<10	800	0.25	0.21	0.06	0.14	10.80	5.0	25
DD006362		0.24	0.003	0.16	1.16	9.7	<0.2	<10	520	0.35	0.17	0.06	0.22	13.95	5.6	17
DD006363		0.19	0.003	0.31	0.83	6.8	<0.2	<10	1090	0.23	0.12	0.05	0.21	8.92	3.1	11
DD006364		0.23	0.004	0.82	1.04	12.8	<0.2	<10	2420	0.24	0.43	0.04	0.49	23.5	2.6	21
DD006365		0.17	0.004	0.28	1.74	16.0	<0.2	<10	750	0.41	0.26	0.08	0.23	23.6	5.4	28
DD006366		0.20	0.010	0.71	1.59	18.9	<0.2	<10	280	0.57	0.23	1.27	1.29	18.90	6.0	30
DD006367		0.25	0.009	0.90	1.97	16.4	<0.2	<10	280	0.68	0.26	1.29	2.12	19.50	6.9	34
DD006368		0.15	0.006	0.87	1.36	9.6	<0.2	<10	160	0.56	0.20	1.13	1.33	14.25	5.1	22

***** See Appendix Page for comments regarding this certificate *****

ALS Canada Ltd.
2103 Dollarton Hwy
North Vancouver BC V7H 0A7
Phone: 604 984 0221 Fax: 604 984 0218 www.alsglobal.com

To: **SILVER RANGE RESOURCES LTD.**
C/O ARCHER, CATHRO & ASSOCIATES (1981) LIMITED
1016-510 W HASTINGS ST
VANCOUVER BC V6B 1L8

Finalized Date: 14-AUG-2012
Account: RANSIL

Project: Keg-Group 6

CERTIFICATE OF ANALYSIS WH12182387

Sample Description	Method	ME-MS41	ME-MS41	ME-MS41	ME-MS41	ME-MS41	ME-MS41	ME-MS41	ME-MS41	ME-MS41	ME-MS41	ME-MS41	ME-MS41	ME-MS41	ME-MS41	ME-MS41
	Analyte	Cs	Cu	Fe	Ga	Ge	Hf	Hg	In	K	La	Li	Mg	Mn	Mo	Na
	Units	ppm	ppm	%	ppm	ppm	ppm	ppm	ppm	%	ppm	ppm	%	ppm	ppm	%
	LOR	0.05	0.2	0.01	0.05	0.05	0.02	0.01	0.005	0.01	0.2	0.1	0.01	5	0.05	0.01
DD006277		2.85	33.4	1.55	5.25	<0.05	0.06	0.05	0.022	0.08	7.5	25.0	0.82	304	0.94	0.04
DD006278		2.77	30.2	1.61	5.79	0.06	0.06	0.04	0.021	0.12	7.0	27.0	0.97	311	1.35	0.06
DD006279		2.90	42.4	1.45	5.31	0.07	0.07	0.03	0.023	0.13	7.3	23.3	0.97	331	2.18	0.07
DD006280		2.53	42.8	2.26	4.62	0.06	0.06	0.06	0.031	0.10	12.6	16.8	0.69	332	6.03	0.03
DD006281		2.92	27.0	1.91	5.94	0.06	0.05	0.08	0.034	0.10	9.2	27.7	0.96	204	1.86	0.06
DD006282		2.28	31.7	1.73	4.47	0.05	0.03	0.06	0.024	0.09	11.0	18.0	0.80	247	3.00	0.03
DD006283		2.76	32.1	2.10	5.91	0.05	0.03	0.04	0.035	0.09	12.6	21.7	0.76	342	2.65	0.01
DD006284		3.68	45.0	2.21	5.37	0.07	0.05	0.09	0.034	0.12	13.6	25.1	1.02	353	3.67	0.03
DD006285		2.08	29.6	2.33	4.77	0.05	<0.02	0.03	0.025	0.11	12.3	12.8	0.53	269	2.07	0.01
DD006286		1.58	23.6	1.60	3.44	<0.05	<0.02	0.02	0.019	0.07	8.0	8.8	0.36	180	1.18	0.02
DD006287		1.72	12.4	1.73	4.92	<0.05	<0.02	<0.01	0.016	0.09	9.4	6.5	0.23	90	1.91	<0.01
DD006288		1.88	30.7	2.92	6.57	<0.05	<0.02	0.01	0.028	0.11	8.6	20.9	0.52	197	2.40	0.01
DD006289		2.48	19.8	2.53	6.87	<0.05	0.02	0.03	0.029	0.11	8.1	28.1	0.63	216	2.44	<0.01
DD006290		2.19	29.3	2.86	6.74	<0.05	0.02	0.01	0.021	0.08	9.1	21.9	0.45	201	1.85	<0.01
DD006291		2.57	48.0	2.28	5.97	<0.05	0.02	<0.01	0.019	0.08	6.8	20.8	0.51	440	1.25	0.01
DD006292		2.48	34.6	2.42	5.27	<0.05	0.03	0.05	0.023	0.09	8.8	16.3	0.35	237	1.27	0.01
DD006293		1.89	31.4	3.19	6.08	<0.05	0.02	0.04	0.028	0.12	14.4	24.0	0.44	207	1.74	0.01
DD006294		2.65	63.5	3.61	7.20	<0.05	0.02	0.01	0.029	0.10	13.0	25.4	0.44	199	2.33	0.01
DD006295		2.31	14.4	1.23	2.90	<0.05	<0.02	0.02	0.009	0.05	4.5	3.2	0.07	47	0.69	0.02
DD006296		8.51	40.4	3.09	6.24	0.05	0.07	0.03	0.036	0.08	12.0	28.7	0.34	104	2.89	0.01
DD006297		3.76	62.5	2.79	6.13	0.05	0.03	0.05	0.039	0.09	13.7	24.1	0.82	218	3.29	0.01
DD006298		3.97	23.3	2.58	5.82	<0.05	0.06	<0.01	0.021	0.08	9.9	18.7	0.42	117	2.29	0.01
DD006299		3.10	18.1	2.67	5.72	<0.05	<0.02	0.01	0.019	0.08	9.9	18.0	0.32	137	1.73	0.01
DD006300		1.90	25.5	2.52	4.66	<0.05	<0.02	0.01	0.020	0.07	9.7	10.4	0.22	85	2.31	0.01
DD006353		3.44	29.7	2.89	6.77	0.05	0.03	0.01	0.028	0.09	10.6	29.2	0.80	152	2.80	0.01
DD006354		3.76	26.2	3.24	6.44	<0.05	0.09	0.02	0.043	0.10	11.5	31.2	0.75	194	3.65	<0.01
DD006355		3.39	28.6	2.99	6.39	<0.05	0.07	0.01	0.031	0.08	10.2	24.4	0.43	110	3.43	0.01
DD006356		4.50	51.4	3.05	4.91	0.05	0.05	0.01	0.035	0.11	14.6	24.4	0.58	219	2.46	0.01
DD006357		0.98	10.8	1.06	2.26	<0.05	<0.02	0.01	0.017	0.05	2.9	4.9	0.13	57	1.26	0.03
DD006358		4.35	49.6	3.23	5.92	0.05	0.04	0.02	0.041	0.10	12.2	28.5	0.56	187	3.07	0.01
DD006359		2.69	30.4	2.63	4.69	<0.05	0.03	<0.01	0.025	0.09	9.2	17.4	0.42	200	2.11	0.01
DD006360		4.03	27.2	3.23	7.47	<0.05	0.04	0.01	0.022	0.09	9.4	27.1	0.50	153	2.91	0.01
DD006361		3.07	51.8	2.13	4.59	<0.05	<0.02	0.03	0.016	0.09	5.2	11.6	0.27	152	1.45	0.01
DD006362		1.35	44.5	1.72	3.53	<0.05	0.03	<0.01	0.016	0.07	6.8	9.5	0.22	238	1.14	0.02
DD006363		1.32	43.4	1.47	3.20	<0.05	<0.02	<0.01	0.010	0.04	4.8	7.0	0.13	83	1.09	0.02
DD006364		2.07	47.4	2.99	7.27	<0.05	0.02	<0.01	0.039	0.11	12.3	4.7	0.10	91	2.84	0.01
DD006365		1.87	34.5	2.96	6.45	<0.05	0.08	0.02	0.022	0.09	12.0	18.6	0.31	150	1.84	0.01
DD006366		3.07	31.7	1.85	4.51	<0.05	0.04	0.03	0.026	0.09	9.2	20.3	0.65	327	4.51	0.05
DD006367		3.12	33.5	1.71	5.32	0.05	0.05	0.04	0.026	0.09	9.5	26.0	0.79	505	3.31	0.05
DD006368		2.09	29.4	1.27	4.44	0.05	0.04	0.06	0.017	0.07	6.7	19.3	0.51	298	1.79	0.05

***** See Appendix Page for comments regarding this certificate *****

ALS Canada Ltd.
2103 Dollarton Hwy
North Vancouver BC V7H 0A7
Phone: 604 984 0221 Fax: 604 984 0218 www.alsglobal.com

To: **SILVER RANGE RESOURCES LTD.**
C/O ARCHER, CATHRO & ASSOCIATES (1981) LIMITED
1016-510 W HASTINGS ST
VANCOUVER BC V6B 1L8

Finalized Date: 14-AUG-2012
Account: RANSIL

Project: Keg-Group 6

CERTIFICATE OF ANALYSIS WH12182387

Sample Description	Method	ME-MS41	ME-MS41	ME-MS41	ME-MS41	ME-MS41	ME-MS41	ME-MS41	ME-MS41	ME-MS41	ME-MS41	ME-MS41	ME-MS41	ME-MS41	ME-MS41	ME-MS41
	Analyte	Nb	Ni	P	Pb	Rb	Re	S	Sb	Sc	Se	Sn	Sr	Ta	Te	Th
	Units	ppm	ppm	ppm	ppm	ppm	ppm	%	ppm	ppm	ppm	ppm	ppm	ppm	ppm	ppm
	LOR	0.05	0.2	10	0.2	0.1	0.001	0.01	0.05	0.1	0.2	0.2	0.2	0.01	0.01	0.2
DD006277		0.66	33.9	720	14.9	16.9	0.003	0.08	6.64	2.2	3.2	0.7	42.3	<0.01	0.02	1.5
DD006278		0.81	33.9	580	10.7	19.9	0.003	0.06	2.32	2.7	3.6	0.6	43.8	<0.01	0.04	1.8
DD006279		0.71	35.0	690	9.1	18.1	0.003	0.07	4.59	2.5	5.0	0.5	45.5	<0.01	0.03	1.4
DD006280		0.93	36.4	1070	27.3	18.1	0.003	0.05	4.32	3.5	4.1	1.0	45.3	<0.01	0.06	3.2
DD006281		1.09	36.8	780	33.3	24.6	0.006	0.07	2.03	3.6	6.0	1.0	66.6	<0.01	0.05	2.4
DD006282		1.02	28.5	1400	22.5	16.8	0.004	0.05	2.54	3.4	2.3	1.8	56.6	<0.01	0.05	2.7
DD006283		1.07	33.4	790	27.2	24.0	0.001	0.04	2.54	3.7	1.2	1.3	41.9	<0.01	0.03	2.8
DD006284		0.88	41.5	1760	48.7	20.2	<0.001	0.06	5.93	4.7	2.3	1.6	79.0	<0.01	0.05	3.3
DD006285		1.00	27.4	740	20.6	17.1	0.001	0.03	1.93	2.9	0.7	0.8	35.1	<0.01	0.03	1.2
DD006286		0.72	20.1	490	14.5	12.6	<0.001	0.03	1.50	2.2	0.7	0.6	27.9	<0.01	0.02	1.2
DD006287		1.26	12.6	400	17.9	35.6	<0.001	0.02	1.95	1.5	0.6	1.2	17.9	<0.01	0.02	1.4
DD006288		1.77	26.4	320	19.2	15.1	<0.001	0.04	2.47	2.8	0.7	1.2	21.3	<0.01	0.04	2.0
DD006289		1.76	27.5	240	17.5	26.4	<0.001	0.03	2.22	3.4	1.0	1.3	19.6	<0.01	0.04	2.4
DD006290		1.84	28.2	240	15.2	16.6	<0.001	0.03	2.49	2.8	0.7	1.1	25.2	<0.01	0.04	2.2
DD006291		1.64	29.5	230	12.7	15.8	<0.001	0.03	1.54	2.7	0.5	0.8	15.7	<0.01	0.05	1.9
DD006292		1.46	23.6	210	21.2	21.3	<0.001	0.06	2.22	2.4	0.5	0.9	16.9	<0.01	0.03	2.3
DD006293		1.55	25.9	340	17.4	17.9	<0.001	0.05	2.87	3.3	0.8	1.0	19.6	<0.01	0.06	3.2
DD006294		1.66	25.6	410	20.7	17.1	<0.001	0.06	3.77	3.1	1.3	1.4	11.5	<0.01	0.06	3.0
DD006295		0.37	6.7	420	5.5	10.8	<0.001	0.05	2.22	0.5	0.8	0.4	14.0	<0.01	0.01	<0.2
DD006296		1.46	20.4	320	14.7	21.4	0.001	0.11	10.95	3.4	3.2	0.8	26.2	<0.01	0.04	3.3
DD006297		1.09	41.7	390	30.1	13.9	<0.001	0.07	4.07	4.6	3.0	1.0	35.6	<0.01	0.07	4.1
DD006298		1.53	26.3	200	15.6	23.5	<0.001	0.05	1.81	3.0	1.7	0.9	23.0	<0.01	0.03	3.1
DD006299		1.78	18.6	260	13.3	25.5	<0.001	0.04	1.57	2.2	1.0	0.9	12.2	<0.01	0.04	2.2
DD006300		0.91	13.2	410	12.4	13.9	0.001	0.06	2.42	1.6	2.2	0.6	12.7	<0.01	0.06	0.9
DD006353		1.62	31.7	380	17.2	22.2	<0.001	0.06	2.86	3.9	1.6	1.2	24.0	<0.01	0.05	2.8
DD006354		1.42	35.4	490	28.6	25.4	0.001	0.04	3.14	4.0	1.8	1.0	21.2	<0.01	0.07	4.3
DD006355		1.28	24.0	310	23.4	24.9	<0.001	0.05	2.90	3.0	1.6	1.1	21.2	<0.01	0.07	3.1
DD006356		1.29	32.5	340	19.5	19.9	<0.001	0.08	2.67	3.9	2.5	0.7	23.2	<0.01	0.05	4.5
DD006357		0.44	9.7	180	61.2	5.8	<0.001	0.04	0.67	0.8	0.6	0.8	14.7	<0.01	0.02	0.6
DD006358		1.52	38.0	510	29.8	21.9	<0.001	0.06	3.67	3.8	2.0	1.3	23.4	<0.01	0.09	3.2
DD006359		1.31	26.1	270	19.4	20.4	<0.001	0.04	1.92	2.8	1.1	0.8	14.9	<0.01	0.04	2.8
DD006360		2.24	24.5	370	19.2	20.7	<0.001	0.05	2.63	2.9	1.4	1.7	14.0	<0.01	0.07	2.7
DD006361		1.18	19.1	380	10.9	13.6	<0.001	0.05	1.43	1.6	0.3	0.7	61.3	<0.01	0.05	1.0
DD006362		1.01	15.0	300	13.7	13.7	<0.001	0.03	1.44	1.6	0.7	0.5	10.4	<0.01	0.01	1.6
DD006363		0.76	12.2	210	6.2	7.9	<0.001	0.04	1.34	1.0	<0.2	0.4	13.1	<0.01	0.02	0.8
DD006364		1.23	14.5	470	34.5	18.6	<0.001	0.17	4.10	1.9	2.2	1.1	27.1	<0.01	0.10	2.1
DD006365		1.88	19.0	260	14.6	17.5	<0.001	0.04	2.79	2.4	0.8	1.0	16.4	<0.01	0.06	3.2
DD006366		0.84	31.0	1070	19.5	14.3	0.008	0.09	2.58	2.3	3.7	0.8	80.9	<0.01	0.04	2.1
DD006367		0.69	29.6	1040	24.1	18.1	0.005	0.10	2.06	2.0	4.0	0.7	53.9	<0.01	0.03	1.3
DD006368		0.58	25.3	650	11.3	16.8	0.006	0.08	1.40	1.4	3.5	0.6	45.1	<0.01	0.02	0.7

***** See Appendix Page for comments regarding this certificate *****

ALS Canada Ltd.
2103 Dollarton Hwy
North Vancouver BC V7H 0A7
Phone: 604 984 0221 Fax: 604 984 0218 www.alsglobal.com

To: **SILVER RANGE RESOURCES LTD.**
C/O ARCHER, CATHRO & ASSOCIATES (1981) LIMITED
1016-510 W HASTINGS ST
VANCOUVER BC V6B 1L8

Finalized Date: 14-AUG-2012
Account: RANSIL

Project: Keg-Group 6

CERTIFICATE OF ANALYSIS WH12182387

Sample Description	Method	ME-MS41	ME-MS41	ME-MS41	ME-MS41	ME-MS41	ME-MS41	ME-MS41	ME-MS41
	Analyte	Ti	Tl	U	V	W	Y	Zn	Zr
	Units	%	ppm	ppm	ppm	ppm	ppm	ppm	ppm
	LOR	0.005	0.02	0.05	1	0.05	0.05	2	0.5
DD006277		0.033	0.19	1.12	52	0.13	6.57	133	2.3
DD006278		0.047	0.28	1.24	80	0.10	7.45	156	2.5
DD006279		0.046	0.28	1.41	58	0.12	9.18	116	2.5
DD006280		0.039	0.23	1.71	75	0.21	9.24	178	2.5
DD006281		0.041	0.28	0.91	86	0.13	6.37	166	2.2
DD006282		0.047	0.23	1.43	74	0.17	8.63	137	1.4
DD006283		0.039	0.28	1.45	82	0.30	7.67	123	1.2
DD006284		0.034	0.35	1.99	98	0.22	13.80	168	2.0
DD006285		0.057	0.17	0.79	57	0.21	5.43	118	<0.5
DD006286		0.042	0.14	0.57	42	0.26	4.28	72	<0.5
DD006287		0.056	0.13	0.38	61	0.32	2.83	61	<0.5
DD006288		0.061	0.18	0.52	79	0.36	2.87	102	0.6
DD006289		0.072	0.20	0.45	82	0.33	3.37	121	1.3
DD006290		0.071	0.15	0.39	76	0.32	2.74	115	0.8
DD006291		0.075	0.15	0.33	57	0.44	2.19	116	0.9
DD006292		0.064	0.14	0.41	52	0.24	2.71	98	1.4
DD006293		0.057	0.20	0.53	67	0.31	3.19	90	1.3
DD006294		0.065	0.23	0.53	84	0.28	3.25	120	1.4
DD006295		0.032	0.12	0.37	31	0.10	1.12	26	<0.5
DD006296		0.071	0.26	1.14	82	0.22	3.24	69	4.1
DD006297		0.055	0.30	1.40	90	0.23	7.46	107	1.8
DD006298		0.059	0.17	0.72	75	0.30	3.89	96	3.5
DD006299		0.060	0.16	0.43	69	0.34	2.41	118	0.8
DD006300		0.046	0.15	0.53	67	0.18	2.57	67	<0.5
DD006353		0.066	0.23	0.73	97	0.27	5.75	93	1.4
DD006354		0.044	0.26	0.95	98	0.31	5.48	118	4.0
DD006355		0.047	0.21	0.69	91	0.25	4.13	91	3.5
DD006356		0.064	0.22	1.11	69	0.25	5.41	92	2.6
DD006357		0.032	0.05	0.30	28	0.11	1.41	81	0.5
DD006358		0.054	0.23	0.71	83	0.26	5.26	124	2.0
DD006359		0.057	0.16	0.54	61	0.26	3.57	88	1.4
DD006360		0.090	0.17	0.59	101	0.39	3.69	97	2.0
DD006361		0.066	0.12	0.35	53	0.21	2.24	59	<0.5
DD006362		0.043	0.09	0.45	41	0.23	2.29	59	1.2
DD006363		0.038	0.11	0.29	30	0.13	1.41	45	0.5
DD006364		0.056	0.18	0.44	65	0.21	2.21	52	1.0
DD006365		0.059	0.16	0.55	72	0.34	2.93	62	3.4
DD006366		0.036	0.17	1.63	59	0.18	6.73	136	1.9
DD006367		0.035	0.22	2.25	62	0.20	7.22	179	1.8
DD006368		0.029	0.12	1.83	41	0.09	5.79	133	1.6

***** See Appendix Page for comments regarding this certificate *****

ALS Canada Ltd.
2103 Dollarton Hwy
North Vancouver BC V7H 0A7
Phone: 604 984 0221 Fax: 604 984 0218 www.alsglobal.com

To: **SILVER RANGE RESOURCES LTD.**
C/O ARCHER, CATHRO & ASSOCIATES (1981) LIMITED
1016-510 W HASTINGS ST
VANCOUVER BC V6B 1L8

Finalized Date: 14-AUG-2012
Account: RANSIL

Project: Keg-Group 6

CERTIFICATE OF ANALYSIS WH12182387

Sample Description	Method	WEI-21	Au-ICP21	ME-MS41	ME-MS41	ME-MS41	ME-MS41	ME-MS41	ME-MS41	ME-MS41	ME-MS41	ME-MS41	ME-MS41	ME-MS41	ME-MS41	ME-MS41
	Analyte	Recvd Wt.	Au	Ag	Al	As	Au	B	Ba	Be	Bi	Ca	Cd	Ce	Co	Cr
	Units	kg	ppm	ppm	%	ppm	ppm	ppm	ppm	ppm	ppm	%	ppm	ppm	ppm	ppm
	LOR	0.02	0.001	0.01	0.01	0.1	0.2	10	10	0.05	0.01	0.01	0.01	0.02	0.1	1
DD006369		0.23	0.007	1.22	1.75	13.4	<0.2	<10	250	0.67	0.27	1.04	1.64	20.7	7.8	28
DD006370		0.28	0.007	1.30	1.95	16.4	<0.2	<10	340	0.81	0.30	0.72	0.94	24.3	12.0	32
DD006371		0.19	0.003	0.40	0.87	4.1	<0.2	<10	90	0.39	0.10	0.56	0.52	7.94	3.2	13
DD006372		0.18	0.003	0.57	0.95	5.7	<0.2	<10	140	0.35	0.14	0.49	0.70	11.10	3.7	16
DD006373		0.25	0.005	1.02	1.33	10.6	<0.2	<10	230	0.51	0.19	0.79	0.49	12.65	5.6	24
DD006374		0.28	0.013	1.57	1.82	33.2	<0.2	<10	390	0.81	0.32	1.32	1.16	22.4	7.9	36
DD006375		0.22	0.007	1.02	2.06	25.5	<0.2	<10	300	0.90	0.33	1.10	0.71	23.8	9.2	38
DD006376		0.16	0.014	3.11	2.31	12.7	<0.2	<10	100	1.40	0.17	2.27	3.30	20.4	10.2	69
DD006377		0.20	0.004	0.82	1.66	31.6	<0.2	<10	270	0.63	0.25	0.42	0.35	15.50	6.3	27
DD006378		0.15	0.005	0.92	1.46	18.8	<0.2	<10	310	0.51	0.21	1.13	0.61	16.70	5.8	25
DD006379		0.26	0.008	1.01	1.95	33.3	<0.2	<10	340	0.91	0.31	1.13	1.04	22.1	6.3	39
DD006380		0.18	0.008	0.57	1.07	13.3	<0.2	<10	160	0.47	0.16	1.67	0.83	11.00	4.6	18
DD006381		0.16	0.006	0.95	1.65	26.4	<0.2	<10	350	0.74	0.31	1.44	0.96	21.1	7.3	29
DD006382		0.12	0.007	0.82	1.42	21.8	<0.2	<10	240	0.57	0.24	1.19	0.48	14.90	6.0	25
DD006383		0.16	0.009	1.17	1.91	36.4	<0.2	<10	330	0.72	0.39	1.18	0.97	20.8	7.1	39
DD006384		0.20	0.009	1.37	2.03	23.9	<0.2	<10	290	0.90	0.34	1.54	1.50	20.9	7.8	42
DD006385		0.15	0.009	0.93	1.60	13.7	<0.2	<10	160	0.62	0.23	1.88	1.38	14.60	7.2	27
DD006386		0.13	0.009	1.29	2.35	28.3	<0.2	<10	170	1.06	0.30	2.02	1.12	21.9	12.1	41
DD006387		0.17	0.002	0.18	0.36	10.7	<0.2	<10	90	0.12	0.10	0.09	1.96	6.45	1.4	6
DD006388		0.19	0.003	0.54	1.14	33.0	<0.2	<10	330	0.42	0.25	0.23	0.31	12.00	4.3	18
DD006389		0.19	0.005	0.71	1.43	35.3	<0.2	<10	590	0.62	0.29	0.54	1.10	18.35	4.8	26
DD006390		0.15	0.003	0.16	1.35	26.7	<0.2	<10	210	0.45	0.31	0.17	0.59	23.2	4.5	26
DD006391		0.18	0.007	0.85	2.49	82.9	<0.2	<10	440	1.10	0.52	0.31	0.67	23.0	13.0	39
DD006392		0.17	0.004	1.05	2.21	32.2	<0.2	<10	310	1.00	0.30	0.95	0.37	21.5	8.3	32
DD006393		0.21	0.004	0.60	3.07	37.3	<0.2	<10	370	0.85	0.33	1.25	0.45	15.60	9.2	43
DD006394		0.23	0.005	1.26	2.06	41.6	<0.2	<10	670	1.07	0.30	0.93	1.10	20.8	10.9	35
DD006395		0.24	0.005	0.70	2.18	52.5	<0.2	<10	560	0.91	0.35	0.79	0.58	23.4	7.8	37
DD006396		0.22	0.003	0.54	4.30	25.7	<0.2	<10	1340	1.79	0.34	1.74	1.74	21.1	13.6	52
DD006397		0.29	0.006	0.40	2.16	44.0	<0.2	<10	180	0.53	0.33	0.17	1.22	15.25	27.6	29
DD006398		0.18	0.002	0.39	2.24	53.7	<0.2	<10	240	0.66	0.23	0.33	0.36	19.80	4.5	46
DD006399		0.17	0.004	0.29	2.11	29.6	<0.2	<10	360	0.80	0.28	0.34	0.92	19.15	6.0	42
DD006400		0.17	0.005	1.28	1.93	30.8	<0.2	<10	460	0.78	0.29	0.93	3.57	20.7	11.6	32
DD005126		0.32	0.005	0.83	1.66	11.6	<0.2	<10	330	0.66	0.25	0.52	0.25	31.1	7.5	28
DD005127		0.20	0.003	0.34	2.07	12.8	<0.2	<10	270	0.56	0.29	0.17	0.30	22.3	6.7	28
DD005128		0.27	0.003	0.80	1.79	13.5	<0.2	<10	150	1.01	0.21	0.43	1.35	20.2	7.7	22
DD005129		0.20	0.003	0.65	1.26	13.0	<0.2	<10	180	0.46	0.21	0.55	0.40	12.85	6.3	20
DD005130		0.19	0.003	0.23	0.97	10.4	<0.2	<10	160	0.29	0.29	0.17	0.81	16.00	3.9	19
DD005131		0.18	0.008	0.82	2.28	17.8	<0.2	<10	310	0.87	0.30	0.23	0.49	28.0	12.3	32
DD005132		0.20	0.004	0.92	2.15	26.8	<0.2	<10	330	0.81	0.33	0.31	0.47	25.4	10.9	32
DD005133		0.13	0.004	1.69	1.45	26.1	<0.2	<10	180	0.96	0.20	1.46	1.78	20.6	8.3	16

***** See Appendix Page for comments regarding this certificate *****

ALS Canada Ltd.
2103 Dollarton Hwy
North Vancouver BC V7H 0A7
Phone: 604 984 0221 Fax: 604 984 0218 www.alsglobal.com

To: **SILVER RANGE RESOURCES LTD.**
C/O ARCHER, CATHRO & ASSOCIATES (1981) LIMITED
1016-510 W HASTINGS ST
VANCOUVER BC V6B 1L8

Finalized Date: 14-AUG-2012
Account: RANSIL

Project: Keg-Group 6

CERTIFICATE OF ANALYSIS WH12182387

Sample Description	Method	ME-MS41	ME-MS41	ME-MS41	ME-MS41	ME-MS41	ME-MS41	ME-MS41	ME-MS41	ME-MS41	ME-MS41	ME-MS41	ME-MS41	ME-MS41	ME-MS41	ME-MS41
	Analyte	Cs	Cu	Fe	Ga	Ge	Hf	Hg	In	K	La	Li	Mg	Mn	Mo	Na
	Units	ppm	ppm	%	ppm	ppm	ppm	ppm	ppm	%	ppm	ppm	%	ppm	ppm	%
	LOR	0.05	0.2	0.01	0.05	0.05	0.02	0.01	0.005	0.01	0.2	0.1	0.01	5	0.05	0.01
DD006369		2.37	40.1	1.85	5.09	0.05	0.06	0.06	0.034	0.06	10.3	23.3	0.62	381	2.87	0.04
DD006370		2.82	50.1	2.48	6.08	0.06	0.06	0.06	0.030	0.07	12.6	22.5	0.63	384	6.64	0.03
DD006371		1.39	26.1	0.92	3.00	<0.05	<0.02	0.03	0.012	0.04	3.9	8.8	0.21	94	1.32	0.03
DD006372		1.44	22.7	1.19	3.39	<0.05	0.03	0.04	0.014	0.04	5.3	10.2	0.30	130	2.36	0.03
DD006373		2.21	26.0	1.40	4.41	<0.05	0.05	0.05	0.016	0.06	5.6	17.2	0.54	256	2.52	0.04
DD006374		3.24	58.3	1.96	6.18	0.07	0.07	0.08	0.041	0.09	11.8	26.0	0.81	267	2.27	0.04
DD006375		2.85	53.9	2.31	6.52	0.07	0.06	0.06	0.031	0.11	11.4	26.2	0.85	417	3.34	0.03
DD006376		3.10	98.2	2.36	7.77	0.07	0.07	0.05	0.029	0.12	10.9	32.8	0.71	248	6.87	0.07
DD006377		2.64	34.4	1.75	5.24	0.05	0.04	0.05	0.024	0.08	7.0	17.8	0.63	235	1.85	0.03
DD006378		2.20	29.7	1.49	4.84	0.05	0.04	0.04	0.022	0.06	7.7	17.1	0.53	270	1.28	0.03
DD006379		3.33	53.3	2.05	6.08	0.08	0.10	0.06	0.025	0.12	12.6	26.0	0.83	236	3.72	0.05
DD006380		1.83	42.4	1.34	3.46	0.05	0.03	0.05	0.017	0.07	5.2	12.9	0.42	170	0.69	0.04
DD006381		2.99	67.7	1.98	5.36	0.07	0.05	0.06	0.029	0.11	10.9	21.4	0.72	308	1.56	0.04
DD006382		2.59	30.5	1.68	4.69	0.05	0.05	0.05	0.022	0.05	6.9	18.0	0.54	491	4.07	0.04
DD006383		3.58	43.4	2.50	6.08	0.07	0.07	0.08	0.037	0.09	10.4	27.2	0.87	210	3.93	0.04
DD006384		3.79	57.9	2.02	6.70	0.06	0.07	0.06	0.038	0.11	10.5	32.8	0.86	303	2.38	0.05
DD006385		3.45	44.3	1.57	4.75	0.06	0.05	0.06	0.024	0.10	7.1	23.6	0.71	334	1.39	0.05
DD006386		5.45	85.3	2.25	7.20	0.08	0.05	0.09	0.035	0.10	12.1	46.0	1.13	381	1.04	0.07
DD006387		1.30	19.8	0.58	2.15	<0.05	<0.02	0.02	0.008	0.03	3.3	2.3	0.06	33	0.59	0.02
DD006388		2.34	25.2	1.47	3.69	<0.05	<0.02	0.05	0.022	0.06	5.6	12.3	0.43	141	2.03	0.02
DD006389		2.72	33.4	1.60	4.95	0.05	0.02	0.03	0.024	0.06	9.1	19.4	0.62	427	3.38	0.02
DD006390		2.84	13.0	2.89	6.30	0.05	<0.02	0.04	0.021	0.07	12.0	18.7	0.45	212	3.03	0.01
DD006391		5.04	43.9	2.74	6.60	0.06	0.08	0.05	0.052	0.12	12.0	29.7	0.90	254	4.69	0.01
DD006392		7.62	49.1	2.34	8.05	0.06	0.02	0.07	0.026	0.07	11.3	28.4	1.28	370	2.42	0.02
DD006393		10.25	50.3	2.63	9.47	0.09	0.06	0.04	0.031	0.14	7.4	39.7	2.42	325	3.10	0.02
DD006394		7.00	98.5	2.03	6.54	0.07	0.06	0.09	0.033	0.10	10.7	30.8	1.01	314	3.39	0.02
DD006395		5.00	51.6	2.20	6.75	0.08	0.04	0.05	0.040	0.11	11.0	35.3	1.08	197	2.94	0.01
DD006396		11.45	39.5	4.23	10.05	0.11	0.10	0.02	0.029	0.26	11.5	40.7	1.76	436	2.40	0.03
DD006397		6.20	23.1	3.97	6.42	0.07	0.03	0.03	0.053	0.09	6.4	23.7	1.51	394	2.19	0.02
DD006398		5.35	12.6	3.08	8.77	0.05	<0.02	0.02	0.022	0.13	10.4	25.6	0.89	162	2.27	0.02
DD006399		5.65	37.4	2.23	7.22	<0.05	0.02	0.04	0.024	0.07	9.1	29.6	0.83	229	3.46	0.02
DD006400		8.22	96.8	2.94	6.52	0.06	0.03	0.06	0.022	0.10	11.3	19.5	0.70	391	2.59	0.02
DD005126		1.61	22.6	2.41	5.57	0.06	0.03	0.05	0.020	0.04	15.6	17.0	0.42	232	3.52	0.02
DD005127		2.30	20.4	2.08	6.35	<0.05	0.03	0.03	0.023	0.04	11.0	19.2	0.42	150	3.76	0.01
DD005128		1.70	101.5	2.03	4.86	<0.05	<0.02	0.04	0.022	0.03	10.6	14.4	0.27	269	10.95	0.03
DD005129		2.11	31.1	1.46	4.47	<0.05	<0.02	0.05	0.017	0.03	7.2	10.7	0.30	189	12.40	0.02
DD005130		3.41	19.9	1.87	5.30	<0.05	<0.02	0.04	0.018	0.04	8.3	4.9	0.20	209	2.22	0.01
DD005131		2.77	33.8	2.64	5.65	<0.05	0.05	0.06	0.036	0.07	12.1	20.2	0.54	223	2.57	0.01
DD005132		2.76	29.6	2.80	6.05	0.05	0.03	0.06	0.036	0.09	11.9	22.3	0.57	287	3.21	0.01
DD005133		1.96	74.3	1.79	3.28	0.05	0.04	0.11	0.035	0.05	16.7	9.7	0.26	733	1.64	0.03

***** See Appendix Page for comments regarding this certificate *****

ALS Canada Ltd.
2103 Dollarton Hwy
North Vancouver BC V7H 0A7
Phone: 604 984 0221 Fax: 604 984 0218 www.alsglobal.com

To: **SILVER RANGE RESOURCES LTD.**
C/O ARCHER, CATHRO & ASSOCIATES (1981) LIMITED
1016-510 W HASTINGS ST
VANCOUVER BC V6B 1L8

Finalized Date: 14-AUG-2012
Account: RANSIL

Project: Keg-Group 6

CERTIFICATE OF ANALYSIS WH12182387

Sample Description	Method	ME-MS41	ME-MS41	ME-MS41	ME-MS41	ME-MS41	ME-MS41	ME-MS41	ME-MS41	ME-MS41	ME-MS41	ME-MS41	ME-MS41	ME-MS41	ME-MS41	ME-MS41
	Analyte	Nb	Ni	P	Pb	Rb	Re	S	Sb	Sc	Se	Sn	Sr	Ta	Te	Th
	Units	ppm	ppm	ppm	ppm	ppm	ppm	%	ppm	ppm	ppm	ppm	ppm	ppm	ppm	ppm
	LOR	0.05	0.2	10	0.2	0.1	0.001	0.01	0.05	0.1	0.2	0.2	0.2	0.01	0.01	0.2
DD006369		0.58	43.7	940	13.2	17.6	0.005	0.08	2.85	2.0	4.0	0.7	44.5	<0.01	0.03	1.0
DD006370		0.82	48.9	1010	14.1	14.5	0.002	0.06	2.74	3.4	4.4	0.8	58.9	<0.01	0.05	2.3
DD006371		0.35	16.4	530	3.3	6.1	0.002	0.06	0.85	0.6	2.0	0.3	23.3	<0.01	0.01	0.2
DD006372		0.46	18.2	630	5.3	7.0	0.002	0.05	1.23	1.2	2.6	0.4	33.3	<0.01	0.04	0.7
DD006373		0.57	27.5	770	11.1	10.9	0.002	0.04	1.90	1.9	2.0	0.5	46.3	<0.01	0.04	1.3
DD006374		0.98	41.5	1000	67.3	19.3	0.003	0.05	9.03	4.0	2.9	2.5	68.8	<0.01	0.05	3.0
DD006375		1.05	43.8	650	26.4	22.6	0.002	0.04	3.76	4.0	2.8	1.2	56.7	<0.01	0.06	3.0
DD006376		1.06	74.4	620	13.4	20.6	0.002	0.07	4.20	3.0	8.3	0.8	112.0	<0.01	0.07	2.0
DD006377		0.81	32.2	520	22.6	15.8	0.001	0.02	2.87	2.9	1.4	1.1	30.9	<0.01	0.04	2.0
DD006378		0.68	25.3	770	24.8	16.3	0.003	0.05	2.83	2.3	3.0	1.0	54.3	<0.01	0.04	1.3
DD006379		1.13	43.4	1070	29.8	22.0	0.001	0.03	4.88	4.0	2.2	1.4	64.4	<0.01	0.07	3.9
DD006380		0.55	22.5	640	12.6	15.5	0.003	0.07	2.20	1.4	3.2	0.5	47.1	<0.01	0.03	0.6
DD006381		0.90	39.7	900	25.2	24.5	0.003	0.06	3.37	3.1	2.4	1.0	57.4	<0.01	0.05	2.0
DD006382		0.59	24.4	930	24.8	12.3	0.004	0.08	3.18	1.7	4.6	0.8	50.8	<0.01	0.03	0.9
DD006383		1.02	37.5	900	40.9	23.8	0.004	0.08	4.87	3.4	5.6	1.4	53.5	<0.01	0.04	2.3
DD006384		1.14	50.2	860	34.5	23.0	0.004	0.09	4.01	3.4	4.9	1.3	66.6	<0.01	0.07	2.3
DD006385		0.71	50.4	660	18.4	24.4	0.005	0.12	2.06	2.1	4.7	0.8	49.3	<0.01	0.03	1.1
DD006386		0.99	95.9	660	20.7	25.5	0.005	0.11	2.82	3.0	4.4	0.8	62.8	<0.01	0.07	1.7
DD006387		0.16	6.5	290	5.4	7.7	0.001	0.03	0.43	0.1	0.7	0.4	11.0	<0.01	0.01	<0.2
DD006388		0.23	20.6	830	34.3	8.8	0.001	0.03	7.76	0.7	1.1	1.4	28.9	<0.01	0.03	<0.2
DD006389		0.64	28.0	1550	30.7	10.2	0.002	0.04	6.86	2.2	3.8	1.6	48.8	<0.01	0.05	0.9
DD006390		1.51	17.6	600	15.6	22.2	0.001	0.03	2.04	2.5	1.4	0.9	18.3	<0.01	0.03	2.2
DD006391		1.31	54.8	1400	72.1	18.0	0.001	0.05	16.55	4.2	2.6	3.0	47.4	<0.01	0.07	4.0
DD006392		0.86	29.8	840	24.6	31.2	0.002	0.07	4.39	2.4	3.1	1.8	42.6	<0.01	0.04	1.1
DD006393		0.93	42.2	630	27.9	35.5	0.001	0.06	6.58	4.3	1.9	2.0	59.6	<0.01	0.04	2.9
DD006394		0.63	61.1	2030	35.6	19.3	0.003	0.06	7.58	2.8	2.6	1.6	70.9	<0.01	0.05	1.4
DD006395		0.81	41.7	1670	45.0	24.4	0.001	0.04	10.20	3.6	1.6	2.6	59.2	<0.01	0.06	2.5
DD006396		1.14	67.2	760	10.6	28.4	0.001	0.05	3.98	6.1	1.4	1.5	186.0	<0.01	0.06	5.3
DD006397		1.30	48.2	730	13.9	14.7	0.001	0.06	3.69	6.0	2.7	1.0	23.9	<0.01	0.26	1.6
DD006398		0.67	17.7	1540	11.5	18.5	<0.001	0.17	2.22	2.0	1.1	1.4	91.0	<0.01	0.14	0.3
DD006399		0.97	33.2	1140	19.3	18.3	0.001	0.06	3.67	2.4	2.0	1.3	35.0	<0.01	0.05	0.8
DD006400		0.74	65.5	1390	20.4	26.1	0.002	0.08	4.69	2.3	2.3	1.3	64.2	<0.01	0.06	0.7
DD005126		0.96	28.1	980	10.6	9.1	0.001	0.03	1.59	2.8	3.1	0.6	39.3	<0.01	0.04	2.6
DD005127		1.41	26.6	250	11.9	10.3	0.001	0.02	1.20	2.6	2.3	0.9	20.2	<0.01	0.04	2.8
DD005128		0.72	44.8	570	8.2	7.7	0.003	0.05	0.99	1.1	3.5	0.5	24.6	<0.01	0.04	0.3
DD005129		0.48	20.8	940	7.0	7.0	0.003	0.07	1.42	0.9	3.4	0.5	45.5	<0.01	0.03	0.3
DD005130		0.26	14.3	670	12.7	17.4	<0.001	0.06	1.07	0.2	1.0	0.8	21.1	<0.01	0.03	<0.2
DD005131		1.48	47.0	590	16.6	15.2	0.001	0.03	2.00	2.9	1.8	0.9	27.9	<0.01	0.03	4.6
DD005132		1.41	40.7	740	19.2	13.8	0.001	0.04	2.68	2.7	1.7	0.8	36.8	<0.01	0.05	3.3
DD005133		0.44	50.7	1030	8.8	14.2	0.004	0.11	1.77	1.4	4.6	0.3	48.1	<0.01	0.04	0.7

***** See Appendix Page for comments regarding this certificate *****

ALS Canada Ltd.
2103 Dollarton Hwy
North Vancouver BC V7H 0A7
Phone: 604 984 0221 Fax: 604 984 0218 www.alsglobal.com

To: **SILVER RANGE RESOURCES LTD.**
C/O ARCHER, CATHRO & ASSOCIATES (1981) LIMITED
1016-510 W HASTINGS ST
VANCOUVER BC V6B 1L8

Finalized Date: 14-AUG-2012
Account: RANSIL

Project: Keg-Group 6

CERTIFICATE OF ANALYSIS WH12182387

Sample Description	Method	ME-MS41	ME-MS41	ME-MS41	ME-MS41	ME-MS41	ME-MS41	ME-MS41	ME-MS41
	Analyte	Ti	Tl	U	V	W	Y	Zn	Zr
	Units	%	ppm	ppm	ppm	ppm	ppm	ppm	ppm
	LOR	0.005	0.02	0.05	1	0.05	0.05	2	0.5
DD006369		0.024	0.19	2.66	57	0.15	9.27	212	1.8
DD006370		0.027	0.21	2.23	79	0.22	10.00	220	2.1
DD006371		0.020	0.08	0.61	22	0.09	2.81	59	<0.5
DD006372		0.025	0.13	0.86	39	0.10	3.50	80	1.0
DD006373		0.028	0.18	1.12	48	0.15	4.91	109	1.5
DD006374		0.036	0.24	1.91	79	0.18	13.20	188	2.8
DD006375		0.041	0.24	1.21	77	0.34	9.76	152	2.3
DD006376		0.029	0.36	2.12	123	0.14	16.05	340	3.2
DD006377		0.041	0.19	0.75	63	0.19	5.01	102	1.1
DD006378		0.029	0.15	1.16	48	0.15	6.42	106	1.6
DD006379		0.049	0.25	1.18	79	0.23	14.30	176	4.0
DD006380		0.031	0.17	1.49	43	0.09	5.80	75	1.3
DD006381		0.039	0.23	1.88	64	0.39	10.55	134	2.3
DD006382		0.027	0.19	1.58	66	0.12	5.94	122	1.8
DD006383		0.037	0.26	2.49	90	0.21	9.73	184	2.6
DD006384		0.037	0.22	2.45	98	0.27	10.60	229	3.1
DD006385		0.032	0.15	2.24	47	0.11	6.53	184	2.1
DD006386		0.041	0.24	4.35	61	0.16	11.40	233	2.4
DD006387		0.012	0.06	0.37	17	0.06	1.18	27	<0.5
DD006388		0.019	0.18	0.91	62	0.18	4.84	112	<0.5
DD006389		0.033	0.21	1.47	90	0.20	7.04	171	0.7
DD006390		0.052	0.18	0.76	71	0.34	3.82	99	0.5
DD006391		0.038	0.41	1.63	121	0.66	8.76	227	3.1
DD006392		0.034	0.50	1.85	72	0.22	10.90	98	0.6
DD006393		0.051	0.38	1.55	105	0.22	7.04	156	2.4
DD006394		0.027	0.36	3.22	93	0.33	14.10	486	2.0
DD006395		0.030	0.27	2.16	104	0.25	8.44	291	1.3
DD006396		0.053	0.71	2.17	212	0.15	14.45	316	4.9
DD006397		0.056	0.31	1.10	183	0.22	9.76	1660	1.3
DD006398		0.031	0.21	1.12	240	0.19	7.34	134	<0.5
DD006399		0.037	0.35	2.14	148	0.30	5.24	256	0.7
DD006400		0.030	0.34	2.41	118	0.22	14.45	346	0.8
DD005126		0.035	0.18	1.55	49	0.38	9.41	80	0.7
DD005127		0.040	0.19	0.70	62	0.27	4.27	78	1.5
DD005128		0.027	0.16	1.78	43	0.32	4.68	160	<0.5
DD005129		0.022	0.20	1.46	61	0.26	3.96	84	<0.5
DD005130		0.013	0.12	0.59	52	0.24	1.97	47	<0.5
DD005131		0.052	0.24	0.86	57	0.34	5.48	110	2.0
DD005132		0.048	0.21	0.98	60	0.31	5.95	107	1.2
DD005133		0.023	0.13	3.09	30	0.14	12.10	216	1.7

***** See Appendix Page for comments regarding this certificate *****

ALS Canada Ltd.
2103 Dollarton Hwy
North Vancouver BC V7H 0A7
Phone: 604 984 0221 Fax: 604 984 0218 www.alsglobal.com

To: **SILVER RANGE RESOURCES LTD.**
C/O ARCHER, CATHRO & ASSOCIATES (1981) LIMITED
1016-510 W HASTINGS ST
VANCOUVER BC V6B 1L8

Finalized Date: 14-AUG-2012
Account: RANSIL

Project: Keg-Group 6

CERTIFICATE OF ANALYSIS WH12182387

Sample Description	Method	WEI-21	Au-ICP21	ME-MS41	ME-MS41	ME-MS41	ME-MS41	ME-MS41	ME-MS41	ME-MS41	ME-MS41	ME-MS41	ME-MS41	ME-MS41	ME-MS41	ME-MS41
	Analyte	Recvd Wt.	Au	Ag	Al	As	Au	B	Ba	Be	Bi	Ca	Cd	Ce	Co	Cr
	Units	kg	ppm	ppm	%	ppm	ppm	ppm	ppm	ppm	ppm	%	ppm	ppm	ppm	ppm
	LOR	0.02	0.001	0.01	0.01	0.1	0.2	10	10	0.05	0.01	0.01	0.01	0.02	0.1	1
DD005134		0.22	0.005	1.75	1.72	26.3	<0.2	<10	260	1.29	0.29	1.44	3.87	24.0	11.2	31
DD005135		0.20	0.004	0.97	1.56	16.9	<0.2	<10	240	0.77	0.20	0.80	1.10	16.45	10.8	24
DD005136		0.14	0.005	0.73	1.40	17.8	<0.2	<10	270	0.59	0.29	1.02	1.02	23.9	8.9	32
DD005137		0.22	0.005	1.09	1.77	13.8	<0.2	<10	210	0.96	0.30	0.54	1.27	17.55	10.7	40
DD005138		0.15	0.004	0.66	0.98	7.1	<0.2	<10	120	0.45	0.16	0.85	0.64	8.83	4.1	19
DD005139		0.27	0.007	0.89	2.19	22.7	<0.2	<10	910	0.92	0.44	0.77	0.48	28.2	10.3	43
DD005140		0.23	0.004	0.22	1.44	21.1	<0.2	<10	430	0.46	0.30	0.08	0.46	17.25	4.9	24
DD005141		0.33	0.005	0.63	1.78	22.6	<0.2	<10	590	0.62	0.31	0.65	0.62	22.7	8.9	33
DD005142		0.26	0.003	0.08	1.10	4.8	<0.2	<10	420	0.28	0.19	0.07	0.14	14.75	4.0	23
DD005143		0.23	0.006	0.36	1.05	6.0	<0.2	<10	1110	0.36	0.19	0.15	0.37	28.1	5.1	18
DD005144		0.17	0.003	0.22	0.37	1.0	<0.2	<10	370	0.15	0.06	0.13	0.06	9.84	0.7	7
DD005145		0.29	0.004	0.68	1.55	12.7	<0.2	<10	690	0.73	0.28	0.58	0.47	23.3	8.9	25
DD005146		0.23	0.007	0.72	1.68	64.1	<0.2	<10	700	0.95	0.45	0.68	1.62	33.0	14.5	28
DD005147		0.24	0.009	1.36	2.10	18.4	<0.2	<10	840	1.09	0.33	1.11	0.42	33.1	9.0	40
DD005148		0.21	0.004	0.68	1.57	18.5	<0.2	<10	590	0.36	0.29	0.14	0.60	16.60	5.9	30
DD005149		0.26	0.004	0.63	1.72	17.7	<0.2	<10	730	0.61	0.28	0.53	0.33	25.7	9.5	34
DD005150		0.26	0.006	0.14	1.51	17.2	<0.2	<10	620	0.47	0.26	0.22	0.27	25.6	8.1	30
DD002862		0.21	0.005	1.34	2.61	64.4	<0.2	<10	310	1.55	0.21	2.09	2.75	17.10	10.4	35
DD002863		0.22	0.002	0.52	3.39	36.5	<0.2	<10	490	1.51	0.33	3.64	0.50	18.85	8.0	58
DD002864		0.17	0.001	0.54	2.13	36.1	<0.2	<10	550	0.92	0.24	0.76	0.64	19.85	8.3	30
DD002865		0.24	0.002	0.67	2.13	34.5	<0.2	<10	460	1.13	0.29	0.61	0.79	23.1	7.6	36
DD002866		0.21	0.002	0.65	2.40	37.9	<0.2	<10	660	1.12	0.30	0.82	0.48	30.9	9.6	40
DD002867		0.22	0.004	0.65	2.47	57.3	<0.2	<10	490	1.15	0.39	0.20	0.48	25.8	10.7	41
DD002868		0.25	0.007	0.39	1.76	45.3	<0.2	<10	440	0.72	0.35	0.25	0.33	17.70	5.7	33
DD002869		0.19	0.001	0.76	1.64	18.9	<0.2	<10	370	0.75	0.18	1.92	5.90	24.8	6.2	23
DD002870		0.22	0.002	0.66	2.06	30.9	<0.2	<10	470	0.85	0.32	1.06	1.61	19.40	6.9	34
DD002871		0.17	0.002	0.53	1.75	15.0	<0.2	<10	300	0.77	0.20	1.56	1.17	21.4	6.1	29
DD002872		0.21	0.003	0.68	1.79	24.1	<0.2	<10	370	0.87	0.27	1.13	4.13	24.1	9.2	25
DD002873		0.21	0.003	0.48	1.39	33.2	<0.2	<10	350	0.60	0.26	0.65	0.94	28.6	7.8	24
DD002874		0.18	<0.001	0.74	1.16	91.1	<0.2	<10	280	0.53	0.22	1.21	1.91	17.80	4.9	14
DD002875		0.18	0.001	1.10	1.45	20.3	<0.2	<10	350	0.57	0.57	0.63	1.08	17.60	5.2	19

***** See Appendix Page for comments regarding this certificate *****

ALS Canada Ltd.
2103 Dollarton Hwy
North Vancouver BC V7H 0A7
Phone: 604 984 0221 Fax: 604 984 0218 www.alsglobal.com

To: **SILVER RANGE RESOURCES LTD.**
C/O ARCHER, CATHRO & ASSOCIATES (1981) LIMITED
1016-510 W HASTINGS ST
VANCOUVER BC V6B 1L8

Finalized Date: 14-AUG-2012
Account: RANSIL

Project: Keg-Group 6

CERTIFICATE OF ANALYSIS WH12182387

Sample Description	Method	ME-MS41	ME-MS41	ME-MS41	ME-MS41	ME-MS41	ME-MS41	ME-MS41	ME-MS41	ME-MS41	ME-MS41	ME-MS41	ME-MS41	ME-MS41	ME-MS41	ME-MS41
	Analyte	Cs	Cu	Fe	Ga	Ge	Hf	Hg	In	K	La	Li	Mg	Mn	Mo	Na
	Units	ppm	ppm	%	ppm	ppm	ppm	ppm	ppm	%	ppm	ppm	%	ppm	ppm	%
	LOR	0.05	0.2	0.01	0.05	0.05	0.02	0.01	0.005	0.01	0.2	0.1	0.01	5	0.05	0.01
DD005134		1.54	87.8	2.54	5.05	0.06	0.08	0.06	0.039	0.07	13.3	16.5	0.69	456	7.92	0.03
DD005135		2.31	64.4	1.98	4.23	0.05	0.04	0.08	0.034	0.06	9.3	14.4	0.40	264	10.35	0.03
DD005136		1.98	37.7	2.29	4.52	0.06	0.05	0.09	0.026	0.08	12.4	16.1	0.56	469	9.87	0.03
DD005137		3.22	55.2	1.99	6.25	0.05	0.03	0.07	0.035	0.08	8.8	24.5	0.62	400	8.08	0.02
DD005138		1.58	32.0	1.03	3.24	<0.05	<0.02	0.04	0.015	0.05	5.1	10.7	0.27	135	3.65	0.04
DD005139		3.14	70.2	2.40	6.75	0.06	0.05	0.10	0.040	0.09	15.0	26.8	0.82	321	5.38	0.02
DD005140		2.55	38.1	2.22	6.16	<0.05	<0.02	0.05	0.023	0.09	8.1	14.4	0.41	228	2.84	0.01
DD005141		3.00	29.9	2.30	5.36	0.07	0.02	0.07	0.029	0.11	11.8	19.2	0.89	309	3.18	0.03
DD005142		2.55	18.6	1.55	7.03	<0.05	0.02	0.03	0.012	0.12	7.1	5.5	0.32	268	0.86	0.01
DD005143		2.33	41.4	1.57	3.72	0.05	<0.02	0.14	0.015	0.06	16.3	7.9	0.23	198	1.41	0.02
DD005144		1.10	22.0	0.51	1.73	<0.05	<0.02	0.08	0.006	0.04	4.9	1.2	0.05	21	0.28	0.03
DD005145		2.65	66.3	2.05	4.98	0.05	<0.02	0.08	0.033	0.09	12.9	17.1	0.45	232	3.07	0.02
DD005146		3.09	64.4	3.34	5.07	0.07	0.03	0.05	0.089	0.09	18.0	16.1	0.56	655	5.54	0.01
DD005147		2.96	105.5	2.50	5.65	0.08	0.07	0.20	0.043	0.13	18.2	19.9	0.71	354	1.52	0.02
DD005148		2.43	43.0	2.45	5.83	<0.05	<0.02	0.04	0.029	0.13	8.3	15.5	0.54	189	2.09	0.01
DD005149		2.69	44.8	2.55	5.35	0.05	0.03	0.09	0.029	0.14	13.2	18.9	0.62	325	1.82	0.01
DD005150		1.89	25.0	2.66	4.58	<0.05	0.05	0.03	0.029	0.12	13.0	17.4	0.55	236	1.96	0.01
DD002862		4.68	23.6	2.95	5.80	0.07	0.08	0.05	0.041	0.10	11.4	18.8	0.67	550	1.45	0.02
DD002863		5.24	24.2	2.38	9.32	0.07	0.10	0.04	0.034	0.09	9.9	21.6	1.00	367	1.40	0.04
DD002864		5.41	34.8	2.68	5.34	<0.05	0.03	0.04	0.041	0.08	10.5	18.3	0.74	372	1.80	0.02
DD002865		4.51	24.6	2.75	6.04	<0.05	0.03	0.03	0.031	0.08	11.1	17.7	0.65	353	1.82	<0.01
DD002866		5.33	32.5	2.87	7.55	0.05	0.03	0.05	0.039	0.08	15.3	25.2	0.70	343	2.54	0.01
DD002867		5.53	48.6	2.86	7.30	0.06	0.06	0.06	0.043	0.09	13.0	23.1	1.01	310	3.62	<0.01
DD002868		4.59	33.5	3.01	6.48	<0.05	<0.02	0.05	0.037	0.11	10.0	19.3	0.69	169	4.49	0.01
DD002869		3.36	41.4	1.68	4.36	<0.05	0.06	0.05	0.027	0.06	14.8	13.4	0.52	383	1.41	0.02
DD002870		3.93	33.3	2.12	5.80	<0.05	0.05	0.05	0.039	0.08	10.0	18.9	0.77	325	2.06	0.02
DD002871		2.58	39.5	1.67	4.30	0.05	0.06	0.04	0.036	0.05	12.0	14.2	0.47	180	1.11	0.03
DD002872		3.02	44.8	2.51	4.84	0.05	0.04	0.04	0.051	0.08	11.9	13.4	0.51	281	2.80	0.02
DD002873		2.07	26.9	2.32	4.14	0.05	0.04	0.04	0.030	0.06	13.9	12.0	0.44	351	1.60	0.02
DD002874		1.86	26.4	1.57	3.23	<0.05	0.03	0.06	0.028	0.04	10.8	7.3	0.23	331	0.91	0.03
DD002875		2.71	26.0	1.97	4.21	<0.05	0.02	0.05	0.033	0.04	9.2	10.7	0.30	352	1.33	0.02

***** See Appendix Page for comments regarding this certificate *****

ALS Canada Ltd.
2103 Dollarton Hwy
North Vancouver BC V7H 0A7
Phone: 604 984 0221 Fax: 604 984 0218 www.alsglobal.com

To: **SILVER RANGE RESOURCES LTD.**
C/O ARCHER, CATHRO & ASSOCIATES (1981) LIMITED
1016-510 W HASTINGS ST
VANCOUVER BC V6B 1L8

Finalized Date: 14-AUG-2012
Account: RANSIL

Project: Keg-Group 6

CERTIFICATE OF ANALYSIS WH12182387

Sample Description	Method	ME-MS41	ME-MS41	ME-MS41	ME-MS41	ME-MS41	ME-MS41	ME-MS41	ME-MS41	ME-MS41	ME-MS41	ME-MS41	ME-MS41	ME-MS41	ME-MS41	ME-MS41
	Analyte	Nb	Ni	P	Pb	Rb	Re	S	Sb	Sc	Se	Sn	Sr	Ta	Te	Th
	Units	ppm	ppm	ppm	ppm	ppm	ppm	%	ppm	ppm	ppm	ppm	ppm	ppm	ppm	ppm
	LOR	0.05	0.2	10	0.2	0.1	0.001	0.01	0.05	0.1	0.2	0.2	0.2	0.01	0.01	0.2
DD005134		0.66	73.2	1100	14.1	16.2	0.005	0.07	3.73	3.6	6.2	1.0	77.5	<0.01	0.08	2.5
DD005135		0.62	57.8	760	11.9	11.1	0.008	0.09	2.49	1.8	5.4	0.5	41.5	<0.01	0.05	1.3
DD005136		1.04	31.7	1050	16.0	16.0	0.004	0.08	2.91	3.0	6.5	0.6	50.5	<0.01	0.06	2.9
DD005137		0.59	38.1	1030	14.9	14.3	0.001	0.07	3.14	1.9	3.6	0.6	53.8	<0.01	0.05	1.0
DD005138		0.41	18.2	630	6.4	6.8	0.014	0.08	2.80	1.0	3.3	0.3	33.7	<0.01	0.02	0.4
DD005139		0.97	48.1	1000	33.7	18.3	0.002	0.05	4.42	4.1	3.3	1.3	49.4	<0.01	0.08	3.4
DD005140		1.13	23.0	340	16.2	16.6	<0.001	0.04	3.25	2.0	1.0	1.1	12.8	<0.01	0.06	1.2
DD005141		0.88	37.5	1350	23.7	13.4	0.001	0.05	3.09	3.0	1.9	0.9	48.6	<0.01	0.04	2.8
DD005142		1.45	14.8	410	7.2	13.5	<0.001	0.03	0.46	2.0	0.5	0.8	15.5	<0.01	0.04	1.0
DD005143		0.56	16.3	680	10.6	13.3	<0.001	0.07	0.80	1.2	1.2	0.5	21.6	<0.01	0.02	0.3
DD005144		0.20	4.2	340	2.8	4.6	<0.001	0.05	0.40	0.5	<0.2	0.2	14.2	<0.01	<0.01	<0.2
DD005145		0.66	37.0	660	14.1	14.8	<0.001	0.04	1.91	2.6	1.6	0.8	35.3	<0.01	0.04	0.9
DD005146		0.97	52.2	1490	97.4	14.5	0.002	0.08	8.24	2.6	2.8	3.3	57.7	<0.01	0.08	1.8
DD005147		1.03	55.1	830	29.3	19.8	0.002	0.06	3.88	5.7	3.6	1.1	62.0	<0.01	0.08	3.5
DD005148		1.02	29.6	350	21.8	22.5	<0.001	0.04	3.69	2.7	1.0	1.1	18.8	<0.01	0.04	1.5
DD005149		1.14	32.6	490	23.5	24.8	0.001	0.04	3.24	3.8	1.5	0.9	32.3	<0.01	0.05	3.1
DD005150		0.98	26.5	500	17.0	21.2	<0.001	0.03	2.45	3.2	1.3	0.7	25.4	<0.01	0.02	3.9
DD002862		0.89	50.4	970	140.0	13.5	0.001	0.14	46.7	2.2	2.5	3.3	119.5	<0.01	0.04	1.6
DD002863		1.02	36.6	870	51.8	18.9	<0.001	0.05	8.66	5.3	1.2	1.3	178.5	0.01	0.05	3.0
DD002864		0.78	35.3	1130	55.4	15.6	0.001	0.09	13.70	1.9	1.1	1.7	60.2	<0.01	0.03	0.9
DD002865		1.24	34.1	750	77.2	15.9	0.001	0.04	15.05	2.6	1.0	1.7	97.8	<0.01	0.04	1.9
DD002866		1.01	45.4	1200	36.6	22.1	0.001	0.05	7.25	3.4	1.7	2.0	69.6	<0.01	0.06	2.1
DD002867		1.32	46.4	840	70.4	16.2	0.001	0.04	14.15	4.6	1.6	2.5	33.2	<0.01	0.06	4.7
DD002868		1.19	29.8	570	39.5	29.4	0.001	0.05	7.03	2.5	1.5	2.0	27.6	<0.01	0.05	1.2
DD002869		0.66	32.4	1020	23.6	13.8	<0.001	0.12	5.09	1.7	1.9	1.2	56.6	<0.01	0.02	1.1
DD002870		0.79	34.0	1230	70.3	16.7	<0.001	0.07	5.32	2.4	1.5	2.8	61.9	<0.01	0.05	1.7
DD002871		0.55	35.8	1030	31.1	9.0	0.003	0.09	4.87	1.8	1.8	1.3	63.6	<0.01	0.04	1.0
DD002872		0.93	44.4	1130	37.5	13.3	0.001	0.11	5.58	2.1	1.8	1.3	65.1	<0.01	0.04	1.3
DD002873		0.74	33.4	1070	39.1	9.4	<0.001	0.06	2.63	2.2	1.1	1.1	32.9	<0.01	0.04	1.7
DD002874		0.52	22.5	900	35.6	8.4	<0.001	0.09	2.17	1.2	1.7	1.0	35.5	<0.01	0.06	0.5
DD002875		0.52	21.6	1030	99.7	9.2	<0.001	0.06	3.00	1.3	1.1	1.5	35.2	<0.01	0.06	0.6

***** See Appendix Page for comments regarding this certificate *****

ALS Canada Ltd.
2103 Dollarton Hwy
North Vancouver BC V7H 0A7
Phone: 604 984 0221 Fax: 604 984 0218 www.alsglobal.com

To: **SILVER RANGE RESOURCES LTD.**
C/O ARCHER, CATHRO & ASSOCIATES (1981) LIMITED
1016-510 W HASTINGS ST
VANCOUVER BC V6B 1L8

Finalized Date: 14-AUG-2012
Account: RANSIL

Project: Keg-Group 6

CERTIFICATE OF ANALYSIS WH12182387

Sample Description	Method	ME-MS41	ME-MS41	ME-MS41	ME-MS41	ME-MS41	ME-MS41	ME-MS41	ME-MS41
	Analyte	Ti	Tl	U	V	W	Y	Zn	Zr
	Units	%	ppm	ppm	ppm	ppm	ppm	ppm	ppm
	LOR	0.005	0.02	0.05	1	0.05	0.05	2	0.5
DD005134		0.017	0.19	2.32	74	0.17	19.35	275	3.6
DD005135		0.025	0.21	2.10	67	0.20	7.42	238	1.6
DD005136		0.037	0.26	2.24	76	0.30	8.66	160	2.2
DD005137		0.033	0.24	2.84	110	0.24	7.89	192	0.8
DD005138		0.026	0.14	1.46	52	0.16	4.51	74	0.5
DD005139		0.033	0.31	2.67	108	0.38	11.90	172	1.8
DD005140		0.049	0.17	0.57	73	0.30	3.00	73	<0.5
DD005141		0.047	0.22	1.06	70	0.32	7.62	189	0.8
DD005142		0.095	0.11	0.31	51	0.31	2.21	37	0.8
DD005143		0.031	0.12	1.22	32	0.17	6.49	66	<0.5
DD005144		0.018	0.09	0.51	11	0.05	2.35	10	<0.5
DD005145		0.038	0.23	1.83	55	0.24	10.50	144	<0.5
DD005146		0.038	0.21	2.77	77	0.44	15.00	401	1.1
DD005147		0.036	0.30	2.96	74	0.29	19.35	142	2.6
DD005148		0.050	0.22	0.59	70	0.26	3.03	106	<0.5
DD005149		0.052	0.24	1.34	65	0.30	6.31	95	1.3
DD005150		0.059	0.20	0.78	57	0.25	4.83	113	2.6
DD002862		0.023	0.34	1.71	168	0.17	17.15	605	2.8
DD002863		0.046	0.39	1.37	203	0.29	9.63	152	3.5
DD002864		0.028	0.27	1.44	106	0.18	9.28	256	1.1
DD002865		0.039	0.25	1.47	123	0.26	8.26	210	1.0
DD002866		0.030	0.34	2.03	116	0.28	11.45	184	1.0
DD002867		0.044	0.39	1.80	121	0.33	9.27	190	2.5
DD002868		0.051	0.26	1.20	102	0.62	4.99	143	<0.5
DD002869		0.022	0.18	1.73	63	0.44	11.75	499	2.0
DD002870		0.028	0.27	1.64	98	0.23	8.01	308	1.8
DD002871		0.019	0.19	1.59	95	0.10	10.60	221	2.1
DD002872		0.035	0.19	2.30	77	0.79	9.71	331	1.7
DD002873		0.036	0.15	1.47	61	0.24	9.54	229	1.3
DD002874		0.023	0.10	1.32	44	0.09	11.80	225	1.1
DD002875		0.026	0.13	1.19	69	0.15	7.70	193	0.6

***** See Appendix Page for comments regarding this certificate *****

ALS Canada Ltd.
2103 Dollarton Hwy
North Vancouver BC V7H 0A7
Phone: 604 984 0221 Fax: 604 984 0218 www.alsglobal.com

To: **SILVER RANGE RESOURCES LTD.**
C/O ARCHER, CATHRO & ASSOCIATES (1981) LIMITED
1016-510 W HASTINGS ST
VANCOUVER BC V6B 1L8

Finalized Date: 14-AUG-2012
Account: RANSIL

Project: Keg-Group 6

CERTIFICATE OF ANALYSIS WH12182387

Method	CERTIFICATE COMMENTS
ME-MS41	Gold determinations by this method are semi-quantitative due to the small sample weight used (0.5g).

ALS Canada Ltd.

2103 Dollarton Hwy
North Vancouver BC V7H 0A7
Phone: 604 984 0221 Fax: 604 984 0218 www.alsglobal.com

To: **SILVER RANGE RESOURCES LTD.**
C/O ARCHER, CATHRO & ASSOCIATES (1981) LIMITED
1016-510 W HASTINGS ST
VANCOUVER BC V6B 1L8

Finalized Date: 23-AUG-2012
Account: RANSIL

CERTIFICATE WH12183299

Project: Keg (Group 1)

P.O. No.:

This report is for 3 Rock samples submitted to our lab in Whitehorse, YT, Canada on 6-AUG-2012.

The following have access to data associated with this certificate:

MATT DUMALA	JOAN MARIACHER	HEATHER SMITH

SAMPLE PREPARATION

ALS CODE	DESCRIPTION
WEI-21	Received Sample Weight
LOG-22	Sample login - Rcd w/o BarCode
CRU-31	Fine crushing - 70%<2mm
CRU-QC	Crushing QC Test
SPL-21	Split sample - riffle splitter
PUL-QC	Pulverizing QC Test
PUL-31	Pulverize split to 85%<75 um

ANALYTICAL PROCEDURES

ALS CODE	DESCRIPTION	INSTRUMENT
Au-AA24	Au 50g FA AA finish	AAS
ME-MS61	48 element four acid ICP-MS	

To: **SILVER RANGE RESOURCES LTD.**
ATTN: JOAN MARIACHER
C/O ARCHER, CATHRO & ASSOCIATES (1981) LIMITED
1016-510 W HASTINGS ST
VANCOUVER BC V6B 1L8

This is the Final Report and supersedes any preliminary report with this certificate number. Results apply to samples as submitted. All pages of this report have been checked and approved for release.

***** See Appendix Page for comments regarding this certificate *****

Signature:

Colin Ramshaw, Vancouver Laboratory Manager

ALS Canada Ltd.
2103 Dollarton Hwy
North Vancouver BC V7H 0A7
Phone: 604 984 0221 Fax: 604 984 0218 www.alsglobal.com

To: **SILVER RANGE RESOURCES LTD.**
C/O ARCHER, CATHRO & ASSOCIATES (1981) LIMITED
1016-510 W HASTINGS ST
VANCOUVER BC V6B 1L8

Finalized Date: 23-AUG-2012
Account: RANSIL

Project: Keg (Group 1)

CERTIFICATE OF ANALYSIS WH12183299

Sample Description	Method	WEI-21	Au-AA24	ME-MS61	ME-MS61	ME-MS61	ME-MS61	ME-MS61	ME-MS61	ME-MS61	ME-MS61	ME-MS61	ME-MS61	ME-MS61	ME-MS61	ME-MS61
	Analyte	Recvd Wt.	Au	Ag	Al	As	Ba	Be	Bi	Ca	Cd	Ce	Co	Cr	Cs	Cu
	Units	kg	ppm	ppm	%	ppm	ppm	ppm	ppm	%	ppm	ppm	ppm	ppm	ppm	ppm
	LOR	0.02	0.005	0.01	0.01	0.2	10	0.05	0.01	0.01	0.02	0.01	0.1	1	0.05	0.2
L840651		0.32	<0.005	0.04	2.27	9	240	0.33	0.10	13.35	0.04	29.4	1.1	30	5.76	4.5
L840652		0.35	1.475	1.23	0.09	>10000	40	<0.05	504	0.05	0.09	0.51	2.6	3	0.35	20.7
L840653		0.64	1.660	1.54	0.08	>10000	30	<0.05	1010	0.14	0.05	0.56	3.3	6	0.19	14.3

***** See Appendix Page for comments regarding this certificate *****

ALS Canada Ltd.
2103 Dollarton Hwy
North Vancouver BC V7H 0A7
Phone: 604 984 0221 Fax: 604 984 0218 www.alsglobal.com

To: **SILVER RANGE RESOURCES LTD.**
C/O ARCHER, CATHRO & ASSOCIATES (1981) LIMITED
1016- 510 W HASTINGS ST
VANCOUVER BC V6B 1L8

Finalized Date: 23- AUG- 2012
Account: RANSIL

Project: Keg (Group 1)

CERTIFICATE OF ANALYSIS WH12183299

Sample Description	Method	ME-MS61	ME-MS61	ME-MS61	ME-MS61	ME-MS61	ME-MS61	ME-MS61	ME-MS61	ME-MS61	ME-MS61	ME-MS61	ME-MS61	ME-MS61	ME-MS61	ME-MS61
	Analyte	Fe	Ga	Ge	Hf	In	K	La	Li	Mg	Mn	Mo	Na	Nb	Ni	P
	Units	%	ppm	ppm	ppm	ppm	%	ppm	ppm	%	ppm	ppm	%	ppm	ppm	ppm
	LOR	0.01	0.05	0.05	0.1	0.005	0.01	0.5	0.2	0.01	5	0.05	0.01	0.1	0.2	10
L840651		0.60	3.70	0.07	1.3	0.006	0.78	14.9	5.3	0.26	101	0.46	0.01	8.6	8.7	230
L840652		30.6	0.48	1.10	0.1	0.076	0.07	<0.5	2.3	0.01	<5	0.53	0.01	0.8	7.1	10
L840653		28.6	0.38	1.04	0.1	0.076	0.06	<0.5	1.2	<0.01	<5	0.31	0.01	0.9	8.1	30

***** See Appendix Page for comments regarding this certificate *****

ALS Canada Ltd.
2103 Dollarton Hwy
North Vancouver BC V7H 0A7
Phone: 604 984 0221 Fax: 604 984 0218 www.alsglobal.com

To: **SILVER RANGE RESOURCES LTD.**
C/O ARCHER, CATHRO & ASSOCIATES (1981) LIMITED
1016- 510 W HASTINGS ST
VANCOUVER BC V6B 1L8

Finalized Date: 23- AUG- 2012
Account: RANSIL

Project: Keg (Group 1)

CERTIFICATE OF ANALYSIS WH12183299

Sample Description	Method	ME-MS61	ME-MS61	ME-MS61	ME-MS61	ME-MS61	ME-MS61	ME-MS61	ME-MS61	ME-MS61	ME-MS61	ME-MS61	ME-MS61	ME-MS61	ME-MS61	ME-MS61
	Analyte	Pb	Rb	Re	S	Sb	Sc	Se	Sn	Sr	Ta	Te	Th	Ti	Tl	U
	Units	ppm	ppm	ppm	%	ppm	ppm	ppm	ppm	ppm	ppm	ppm	ppm	%	ppm	ppm
	LOR	0.5	0.1	0.002	0.01	0.05	0.1	1	0.2	0.2	0.05	0.05	0.2	0.005	0.02	0.1
L840651		3.5	26.4	<0.002	<0.01	0.76	3.1	1	1.2	266	0.50	<0.05	6.5	0.155	0.22	1.4
L840652		12.2	3.5	<0.002	>10.0	352	0.2	107	0.2	4.6	<0.05	153.5	0.2	0.005	0.06	0.1
L840653		7.9	2.5	<0.002	>10.0	898	0.4	87	0.2	4.7	<0.05	13.70	0.3	0.007	0.04	0.1

***** See Appendix Page for comments regarding this certificate *****

ALS Canada Ltd.
2103 Dollarton Hwy
North Vancouver BC V7H 0A7
Phone: 604 984 0221 Fax: 604 984 0218 www.alsglobal.com

To: **SILVER RANGE RESOURCES LTD.**
C/O ARCHER, CATHRO & ASSOCIATES (1981) LIMITED
1016-510 W HASTINGS ST
VANCOUVER BC V6B 1L8

Finalized Date: 23-AUG-2012
Account: RANSIL

Project: Keg (Group 1)

CERTIFICATE OF ANALYSIS WH12183299

Sample Description	Method	ME-MS61	ME-MS61	ME-MS61	ME-MS61	ME-MS61
	Analyte	V	W	Y	Zn	Zr
	Units	ppm	ppm	ppm	ppm	ppm
	LOR	1	0.1	0.1	2	0.5
L840651		103	0.5	16.2	7	47.3
L840652		11	0.1	0.3	6	2.6
L840653		17	1.6	0.5	4	2.1

***** See Appendix Page for comments regarding this certificate *****

ALS Canada Ltd.
2103 Dollarton Hwy
North Vancouver BC V7H 0A7
Phone: 604 984 0221 Fax: 604 984 0218 www.alsglobal.com

To: **SILVER RANGE RESOURCES LTD.**
C/O ARCHER, CATHRO & ASSOCIATES (1981) LIMITED
1016- 510 W HASTINGS ST
VANCOUVER BC V6B 1L8

Page: Appendix 1
Total # Appendix Pages: 1
Finalized Date: 23- AUG- 2012
Account: RANSIL

Project: Keg (Group 1)

CERTIFICATE OF ANALYSIS WH12183299

Method	CERTIFICATE COMMENTS
ME- MS61	Interference: Ca> 10% on ICP- MS As, ICP- AES results shown.
ME- MS61	REE's may not be totally soluble in this method.

ALS Canada Ltd.
2103 Dollarton Hwy
North Vancouver BC V7H 0A7
Phone: 604 984 0221 Fax: 604 984 0218 www.alsglobal.com

To: **SILVER RANGE RESOURCES LTD.**
C/O ARCHER, CATHRO & ASSOCIATES (1981) LIMITED
1016-510 W HASTINGS ST
VANCOUVER BC V6B 1L8

Finalized Date: 23-AUG-2012
Account: RANSIL

CERTIFICATE WH12183390

Project: Keg-Group 1

P.O. No.:

This report is for 8 Rock samples submitted to our lab in Whitehorse, YT, Canada on 6-AUG-2012.

The following have access to data associated with this certificate:

MATT DUMALA	JOAN MARIACHER	HEATHER SMITH

SAMPLE PREPARATION

ALS CODE	DESCRIPTION
WEI-21	Received Sample Weight
LOG-22	Sample login - Rcd w/o BarCode
CRU-31	Fine crushing - 70%<2mm
CRU-QC	Crushing QC Test
SPL-21	Split sample - riffle splitter
PUL-QC	Pulverizing QC Test
PUL-31	Pulverize split to 85%<75 um

ANALYTICAL PROCEDURES

ALS CODE	DESCRIPTION	INSTRUMENT
Au-AA24	Au 50g FA AA finish	AAS
ME-MS61	48 element four acid ICP-MS	

To: **SILVER RANGE RESOURCES LTD.**
ATTN: JOAN MARIACHER
C/O ARCHER, CATHRO & ASSOCIATES (1981) LIMITED
1016-510 W HASTINGS ST
VANCOUVER BC V6B 1L8

This is the Final Report and supersedes any preliminary report with this certificate number. Results apply to samples as submitted. All pages of this report have been checked and approved for release.

***** See Appendix Page for comments regarding this certificate *****

Signature: 

Colin Ramshaw, Vancouver Laboratory Manager

ALS Canada Ltd.
2103 Dollarton Hwy
North Vancouver BC V7H 0A7
Phone: 604 984 0221 Fax: 604 984 0218 www.alsglobal.com

To: **SILVER RANGE RESOURCES LTD.**
C/O ARCHER, CATHRO & ASSOCIATES (1981) LIMITED
1016-510 W HASTINGS ST
VANCOUVER BC V6B 1L8

Finalized Date: 23-AUG-2012
Account: RANSIL

Project: Keg-Group 1

CERTIFICATE OF ANALYSIS WH12183390

Sample Description	Method	WEI-21	Au-AA24	ME-MS61	ME-MS61	ME-MS61	ME-MS61	ME-MS61	ME-MS61	ME-MS61	ME-MS61	ME-MS61	ME-MS61	ME-MS61	ME-MS61	ME-MS61
	Analyte	Recvd Wt.	Au	Ag	Al	As	Ba	Be	Bi	Ca	Cd	Ce	Co	Cr	Cs	Cu
	Units	kg	ppm	ppm	%	ppm	ppm	ppm	ppm	%	ppm	ppm	ppm	ppm	ppm	ppm
	LOR	0.02	0.005	0.01	0.01	0.2	10	0.05	0.01	0.01	0.02	0.01	0.1	1	0.05	0.2
M676766		0.69	0.006	4.27	8.48	169	450	0.54	31.0	10.65	17.50	69.5	40.5	169	7.56	264
M676767		0.63	<0.005	0.07	4.63	23.9	1010	1.16	0.26	7.97	0.91	49.1	3.3	48	1.72	27.1
M676814		0.58	<0.005	0.23	6.10	12.6	1400	1.70	0.36	7.14	0.37	67.6	4.3	79	4.00	25.7
M676815		0.56	<0.005	0.22	4.53	9.2	620	1.55	0.40	9.48	0.27	60.8	5.3	53	0.57	35.3
M676816		0.56	<0.005	0.24	6.80	105	380	1.75	0.14	12.60	0.35	71.4	30.3	227	5.75	58.7
M676817		0.55	<0.005	0.56	7.23	29.4	560	1.44	0.34	9.65	0.18	56.5	52.3	264	5.42	337
M676818		0.76	<0.005	0.02	2.12	6	170	0.40	1.90	26.2	0.84	14.20	1.9	11	0.63	2.4
M676819		0.57	<0.005	0.26	6.39	29.5	1810	2.05	1.00	5.69	0.45	85.4	5.8	79	5.68	37.8

***** See Appendix Page for comments regarding this certificate *****

ALS Canada Ltd.
2103 Dollarton Hwy
North Vancouver BC V7H 0A7
Phone: 604 984 0221 Fax: 604 984 0218 www.alsglobal.com

To: **SILVER RANGE RESOURCES LTD.**
C/O ARCHER, CATHRO & ASSOCIATES (1981) LIMITED
1016- 510 W HASTINGS ST
VANCOUVER BC V6B 1L8

Finalized Date: 23- AUG- 2012
Account: RANSIL

Project: Keg- Group 1

CERTIFICATE OF ANALYSIS WH12183390

Sample Description	Method	ME-MS61	ME-MS61	ME-MS61	ME-MS61	ME-MS61	ME-MS61	ME-MS61	ME-MS61	ME-MS61	ME-MS61	ME-MS61	ME-MS61	ME-MS61	ME-MS61	ME-MS61
	Analyte	Fe	Ga	Ge	Hf	In	K	La	Li	Mg	Mn	Mo	Na	Nb	Ni	P
	Units	%	ppm	ppm	ppm	ppm	%	ppm	ppm	%	ppm	ppm	%	ppm	ppm	ppm
	LOR	0.01	0.05	0.05	0.1	0.005	0.01	0.5	0.2	0.01	5	0.05	0.01	0.1	0.2	10
M676766		6.48	16.80	0.18	2.9	0.071	2.86	34.9	97.7	1.83	1320	0.77	1.73	34.1	108.0	1790
M676767		1.78	10.25	0.11	1.2	0.050	1.80	27.0	20.5	1.35	251	1.26	0.14	12.7	16.7	300
M676814		2.83	14.95	0.15	1.4	0.093	2.47	40.2	15.8	1.21	262	2.14	0.20	17.2	32.7	430
M676815		4.17	11.50	0.14	1.4	0.185	0.32	35.3	19.0	1.08	1080	8.45	0.11	13.8	28.8	350
M676816		7.51	16.65	0.20	1.8	0.115	1.12	35.3	62.7	3.90	1770	0.98	0.18	41.1	161.5	2100
M676817		7.64	20.0	0.22	2.0	0.065	1.45	25.2	40.7	2.53	1120	1.84	0.27	41.8	234	1390
M676818		1.01	4.16	0.06	0.5	0.093	0.36	7.3	4.0	0.78	966	2.49	0.12	3.5	11.0	330
M676819		2.91	14.85	0.16	1.8	0.051	2.55	49.8	31.1	1.26	171	2.26	0.22	27.6	40.5	610

***** See Appendix Page for comments regarding this certificate *****

ALS Canada Ltd.
2103 Dollarton Hwy
North Vancouver BC V7H 0A7
Phone: 604 984 0221 Fax: 604 984 0218 www.alsglobal.com

To: **SILVER RANGE RESOURCES LTD.**
C/O ARCHER, CATHRO & ASSOCIATES (1981) LIMITED
1016- 510 W HASTINGS ST
VANCOUVER BC V6B 1L8

Finalized Date: 23- AUG- 2012
Account: RANSIL

Project: Keg- Group 1

CERTIFICATE OF ANALYSIS WH12183390

Sample Description	Method	ME-MS61	ME-MS61	ME-MS61	ME-MS61	ME-MS61	ME-MS61	ME-MS61	ME-MS61	ME-MS61	ME-MS61	ME-MS61	ME-MS61	ME-MS61	ME-MS61	ME-MS61
	Analyte	Pb	Rb	Re	S	Sb	Sc	Se	Sn	Sr	Ta	Te	Th	Ti	Tl	U
	Units	ppm	ppm	ppm	%	ppm	ppm	ppm	ppm	ppm	ppm	ppm	ppm	%	ppm	ppm
	LOR	0.5	0.1	0.002	0.01	0.05	0.1	1	0.2	0.2	0.05	0.05	0.2	0.005	0.02	0.1
M676766		1325	99.7	<0.002	0.05	0.49	36.6	4	5.1	291	1.81	0.50	5.4	0.708	0.39	2.5
M676767		4.8	95.6	<0.002	0.12	0.82	7.0	1	1.9	515	0.75	<0.05	9.5	0.228	0.40	2.4
M676814		5.7	124.5	<0.002	0.87	0.78	10.4	1	2.1	482	1.03	0.05	12.0	0.316	0.72	3.9
M676815		5.5	18.2	0.003	0.08	4.05	7.4	1	5.3	366	0.80	<0.05	9.8	0.224	0.08	3.6
M676816		5.1	52.3	0.002	0.54	3.73	20.8	2	3.3	495	2.73	<0.05	4.9	1.080	0.42	1.3
M676817		4.7	65.2	<0.002	3.18	1.17	25.5	3	5.7	395	2.79	0.14	4.6	1.200	0.33	1.3
M676818		4.6	16.9	0.002	<0.01	0.29	2.0	1	9.6	384	0.25	<0.05	2.3	0.098	0.10	1.3
M676819		7.9	139.0	0.002	1.11	0.73	10.9	2	2.5	269	1.26	0.09	14.5	0.334	0.97	4.6

***** See Appendix Page for comments regarding this certificate *****

ALS Canada Ltd.
2103 Dollarton Hwy
North Vancouver BC V7H 0A7
Phone: 604 984 0221 Fax: 604 984 0218 www.alsglobal.com

To: **SILVER RANGE RESOURCES LTD.**
C/O ARCHER, CATHRO & ASSOCIATES (1981) LIMITED
1016-510 W HASTINGS ST
VANCOUVER BC V6B 1L8

Finalized Date: 23-AUG-2012
Account: RANSIL

Project: Keg-Group 1

CERTIFICATE OF ANALYSIS WH12183390

Sample Description	Method	ME-MS61	ME-MS61	ME-MS61	ME-MS61	ME-MS61
	Analyte	V	W	Y	Zn	Zr
	Units	ppm	ppm	ppm	ppm	ppm
	LOR	1	0.1	0.1	2	0.5
M676766		205	0.9	25.5	512	113.0
M676767		236	2.3	18.5	132	35.1
M676814		442	1.6	22.7	101	42.7
M676815		279	27.0	22.6	247	43.6
M676816		156	1.3	27.6	68	63.1
M676817		167	1.6	23.3	67	63.6
M676818		19	0.4	10.0	76	16.1
M676819		447	1.1	27.1	125	68.6

***** See Appendix Page for comments regarding this certificate *****

ALS Canada Ltd.
2103 Dollarton Hwy
North Vancouver BC V7H 0A7
Phone: 604 984 0221 Fax: 604 984 0218 www.alsglobal.com

To: **SILVER RANGE RESOURCES LTD.**
C/O ARCHER, CATHRO & ASSOCIATES (1981) LIMITED
1016-510 W HASTINGS ST
VANCOUVER BC V6B 1L8

Finalized Date: 23-AUG-2012
Account: RANSIL

Project: Keg-Group 1

CERTIFICATE OF ANALYSIS WH12183390

Method	CERTIFICATE COMMENTS
ME-MS61	Interference: Ca>10% on ICP-MS As, ICP-AES results shown.
ME-MS61	REE's may not be totally soluble in this method.

ALS Canada Ltd.

2103 Dollarton Hwy
North Vancouver BC V7H 0A7
Phone: 604 984 0221 Fax: 604 984 0218 www.alsglobal.com

To: **SILVER RANGE RESOURCES LTD.**
C/O ARCHER, CATHRO & ASSOCIATES (1981) LIMITED
1016-510 W HASTINGS ST
VANCOUVER BC V6B 1L8

Finalized Date: 25-AUG-2012
Account: RANSIL

CERTIFICATE WH12183391

Project: KEG (Main - Group 1)

P.O. No.: Batch 63

This report is for 36 Drill Core samples submitted to our lab in Whitehorse, YT, Canada on 6-AUG-2012.

The following have access to data associated with this certificate:

MATT DUMALA	JOAN MARIACHER	HEATHER SMITH

SAMPLE PREPARATION

ALS CODE	DESCRIPTION
WEI-21	Received Sample Weight
LOG-22	Sample login - Rcd w/o BarCode
CRU-31	Fine crushing - 70%<2mm
CRU-QC	Crushing QC Test
SPL-21	Split sample - riffle splitter
PUL-QC	Pulverizing QC Test
PUL-31	Pulverize split to 85%<75 um
LOG-22d	Sample login - Rcd w/o BarCode dup
SPL-21d	Split sample - duplicate
PUL-31d	Pulverize Split - duplicate
LOG-23	Pulp Login - Rcvd with Barcode

ANALYTICAL PROCEDURES

ALS CODE	DESCRIPTION	INSTRUMENT
Au-AA24	Au 50g FA AA finish	AAS
ME-OG62	Ore Grade Elements - Four Acid	ICP-AES
Sn-XRF05	Sn-Trace Level XRF Analysis	XRF
ME-MS61	48 element four acid ICP-MS	
Zn-OG62	Ore Grade Zn - Four Acid	VARIABLE

To: **SILVER RANGE RESOURCES LTD.**
ATTN: JOAN MARIACHER
C/O ARCHER, CATHRO & ASSOCIATES (1981) LIMITED
1016-510 W HASTINGS ST
VANCOUVER BC V6B 1L8

This is the Final Report and supersedes any preliminary report with this certificate number. Results apply to samples as submitted. All pages of this report have been checked and approved for release.

***** See Appendix Page for comments regarding this certificate *****

Signature:

Colin Ramshaw, Vancouver Laboratory Manager

ALS Canada Ltd.
2103 Dollarton Hwy
North Vancouver BC V7H 0A7
Phone: 604 984 0221 Fax: 604 984 0218 www.alsglobal.com

To: **SILVER RANGE RESOURCES LTD.**
C/O ARCHER, CATHRO & ASSOCIATES (1981) LIMITED
1016-510 W HASTINGS ST
VANCOUVER BC V6B 1L8

Finalized Date: 25-AUG-2012
Account: RANSIL

Project: KEG (Main - Group 1)

CERTIFICATE OF ANALYSIS WH12183391

Sample Description	Method	WEI-21	Au-AA24	Sn-XRF05	ME-MS61	ME-MS61	ME-MS61	ME-MS61	ME-MS61	ME-MS61	ME-MS61	ME-MS61	ME-MS61	ME-MS61	ME-MS61	ME-MS61
	Analyte	Recvd Wt.	Au	Sn	Ag	Al	As	Ba	Be	Bi	Ca	Cd	Ce	Co	Cr	Cs
	Units	kg	ppm	ppm	ppm	%	ppm	ppm	ppm	ppm	%	ppm	ppm	ppm	ppm	ppm
	LOR	0.02	0.005	5	0.01	0.01	0.2	10	0.05	0.01	0.01	0.02	0.01	0.1	1	0.05
K287091		7.92	0.031	7	0.35	6.21	6.0	1460	2.10	25.0	2.76	1.08	58.8	16.0	64	12.00
K287092		8.23	0.006	14	0.38	6.43	8.6	980	2.10	8.67	2.97	2.10	60.7	17.6	67	11.55
K287093		8.54	0.005	11	0.51	6.18	8.1	860	2.02	8.18	3.26	6.11	56.8	18.1	63	9.97
K287094		<0.02	0.005	11	0.51	6.22	11.7	880	2.09	8.37	3.31	5.80	58.6	18.8	66	10.20
K287095		6.88	0.006	6	0.38	6.00	21.4	960	1.96	9.42	2.45	2.39	59.0	18.7	67	11.40
K287096		7.35	<0.005	9	0.39	5.94	23.7	1290	1.90	5.80	2.16	1.46	56.7	15.7	64	10.90
K287097		7.79	<0.005	12	0.30	5.16	16.6	1490	1.80	4.58	1.66	1.18	52.8	15.7	62	9.05
K287098		7.34	0.005	11	0.33	4.84	11.2	1150	1.65	5.07	2.03	0.71	49.5	15.9	76	9.41
K287099		7.71	0.010	7	0.32	5.08	13.5	1020	1.68	10.70	2.22	0.23	48.5	15.6	76	11.70
K287100		7.77	0.007	8	0.32	4.88	13.5	1130	1.48	7.88	2.52	0.41	51.4	11.8	74	6.69
K287101		3.45	0.009	12	0.35	4.95	16.3	1220	1.58	9.20	2.31	0.81	50.7	12.9	75	7.26
K287102		7.60	0.015	15	0.29	4.79	15.9	1160	1.62	8.77	3.02	0.82	50.4	11.1	74	7.59
K287103		6.61	0.025	13	0.33	5.12	22.0	1110	1.68	10.40	2.61	0.47	50.9	13.3	79	8.95
K287104		6.44	0.008	14	0.36	5.40	19.8	1470	1.73	13.95	3.71	11.85	52.2	10.2	80	8.81
K287105		8.25	<0.005	14	0.36	6.00	8.1	980	1.92	7.32	2.72	6.63	54.2	14.4	62	10.05
K287106		0.26	0.015	269	24.1	4.19	1095	410	0.94	96.4	8.34	304	40.6	12.7	58	4.04
K287107		7.37	0.005	21	0.30	6.11	28.5	1520	1.94	7.94	2.13	0.68	63.2	11.3	74	12.35
K287108		7.57	0.011	23	0.27	6.57	10.5	1840	1.91	13.40	2.44	0.13	61.5	10.9	75	13.80
K287109		6.20	0.009	20	0.41	6.54	12.9	950	1.99	11.95	3.77	1.15	62.9	15.3	79	9.58
K287110		6.29	<0.005	9	0.27	6.58	5.0	830	2.18	4.71	2.72	0.88	65.4	13.0	80	11.30
K287111		6.32	0.007	9	0.33	6.54	5.8	890	2.13	10.10	3.13	2.05	67.4	13.7	76	11.70
K287112		0.26	0.015	272	23.2	4.27	1135	390	0.94	98.1	8.41	308	39.1	12.6	59	3.98
K287113		6.15	0.005	16	0.38	6.05	307	1010	1.81	10.70	2.79	0.52	57.0	13.3	64	10.75
K287114		6.17	0.005	14	0.33	6.00	608	1000	2.04	7.02	2.61	0.44	58.6	15.2	63	9.65
K287115		7.69	0.006	11	0.43	5.39	10.2	790	1.75	11.10	2.73	0.44	56.9	15.5	59	9.58
K287116		6.97	0.010	14	0.43	5.12	8.3	870	1.70	16.15	2.32	0.91	52.5	14.3	53	9.10
K287117		7.36	<0.005	12	0.46	5.34	150.5	910	1.74	6.73	2.99	4.44	64.7	16.3	62	8.14
K287118		3.43	<0.005	<5	0.01	0.08	<5	30	0.06	0.06	20.8	0.06	1.30	1.4	2	0.17
K287119		7.14	0.005	13	0.29	5.10	11.2	730	1.74	4.54	2.38	0.66	49.6	13.4	83	12.45
K287120		7.30	0.009	10	0.44	5.37	36.7	820	1.63	12.55	2.86	1.41	58.1	14.8	65	9.60
K287121		7.11	0.006	11	0.41	5.02	103.0	590	1.59	7.38	2.68	3.82	48.4	17.1	67	8.42
K287122		6.96	0.013	5	0.38	5.18	60.4	670	1.68	14.20	3.25	0.91	52.7	17.6	79	8.91
K287123		3.05	<0.005	<5	<0.01	0.07	<5	20	0.06	0.05	21.4	0.06	1.13	1.5	1	0.12
K287124		7.68	0.009	8	0.30	5.08	191.5	680	1.66	7.99	2.58	0.20	54.4	19.1	93	8.78
K287125		7.37	0.013	25	0.42	4.89	3360	390	1.47	16.10	3.66	0.72	48.3	18.7	62	7.31
K287126		7.37	0.014	27	0.49	4.95	59.1	730	1.41	28.6	3.76	6.18	55.0	9.7	92	7.83

***** See Appendix Page for comments regarding this certificate *****

ALS Canada Ltd.
2103 Dollarton Hwy
North Vancouver BC V7H 0A7
Phone: 604 984 0221 Fax: 604 984 0218 www.alsglobal.com

To: **SILVER RANGE RESOURCES LTD.**
C/O ARCHER, CATHRO & ASSOCIATES (1981) LIMITED
1016-510 W HASTINGS ST
VANCOUVER BC V6B 1L8

Finalized Date: 25-AUG-2012
Account: RANSIL

Project: KEG (Main - Group 1)

CERTIFICATE OF ANALYSIS WH12183391

Sample Description	Method	ME-MS61	ME-MS61	ME-MS61	ME-MS61	ME-MS61	ME-MS61	ME-MS61	ME-MS61	ME-MS61	ME-MS61	ME-MS61	ME-MS61	ME-MS61	ME-MS61	ME-MS61
	Analyte	Cu	Fe	Ga	Ge	Hf	In	K	La	Li	Mg	Mn	Mo	Na	Nb	Ni
	Units	ppm	%	ppm	ppm	ppm	ppm	%	ppm	ppm	%	ppm	ppm	%	ppm	ppm
	LOR	0.2	0.01	0.05	0.05	0.1	0.005	0.01	0.5	0.2	0.01	5	0.05	0.01	0.1	0.2
K287091		371	3.71	16.00	0.19	2.4	0.028	2.90	29.3	28.3	1.64	289	34.3	0.42	10.7	61.7
K287092		285	3.78	16.85	0.21	2.2	0.050	2.83	31.0	33.3	1.93	470	33.2	0.52	11.0	60.2
K287093		315	3.87	16.50	0.22	2.1	0.158	2.55	28.9	29.8	2.19	739	34.0	0.53	11.0	55.7
K287094		312	3.96	17.25	0.21	2.2	0.144	2.59	29.8	30.9	2.20	740	34.3	0.53	11.3	57.5
K287095		246	3.45	15.45	0.23	2.1	0.048	2.73	30.3	39.4	1.82	483	29.1	0.34	10.6	61.1
K287096		208	3.35	14.30	0.19	2.1	0.032	2.76	29.0	39.0	1.70	401	30.0	0.29	10.4	54.8
K287097		222	3.14	13.85	0.18	2.0	0.032	2.82	27.6	36.4	1.37	198	31.3	0.20	9.1	56.3
K287098		287	3.50	13.50	0.20	1.7	0.033	2.34	25.3	35.5	1.64	208	17.20	0.20	8.1	64.2
K287099		276	3.82	13.80	0.20	1.8	0.024	2.23	25.4	40.6	1.88	216	9.34	0.26	8.2	61.3
K287100		284	3.29	13.20	0.20	1.8	0.029	2.23	27.0	32.8	2.13	192	14.35	0.25	8.3	54.9
K287101		319	3.34	14.05	0.22	1.9	0.038	2.41	24.9	33.5	1.91	176	10.30	0.26	8.8	59.3
K287102		231	2.92	13.35	0.20	1.8	0.050	2.19	26.3	26.3	2.20	228	1.07	0.25	8.7	66.3
K287103		280	2.96	14.35	0.20	1.8	0.044	2.37	26.8	52.6	2.26	243	1.56	0.19	8.8	79.4
K287104		261	3.16	13.35	0.20	1.9	0.399	2.47	28.4	27.2	1.74	249	20.5	0.35	9.2	51.8
K287105		378	3.86	15.50	0.21	2.0	0.123	2.88	28.7	34.2	1.77	184	54.3	0.43	9.8	58.8
K287106		1885	5.95	11.50	0.32	1.2	22.5	1.41	21.5	30.7	2.09	2680	15.25	0.17	7.8	46.4
K287107		284	2.94	16.30	0.19	2.3	0.035	3.37	32.7	41.8	1.66	169	24.1	0.40	10.4	43.4
K287108		284	3.03	16.60	0.19	2.1	0.024	3.52	31.4	53.2	1.91	192	1.81	0.30	10.5	36.4
K287109		424	4.17	16.75	0.24	2.0	0.067	2.66	33.8	34.3	2.67	393	4.99	0.41	11.2	47.9
K287110		227	3.37	17.30	0.23	2.2	0.048	2.89	34.0	33.9	2.06	318	4.22	0.65	10.9	42.1
K287111		320	3.75	17.30	0.23	2.2	0.079	2.58	35.7	35.9	2.24	293	24.1	0.52	11.5	47.9
K287112		1920	6.01	11.45	0.31	1.2	22.4	1.45	20.6	30.1	2.12	2710	15.05	0.17	7.7	46.3
K287113		334	3.95	15.50	0.20	2.0	0.037	2.73	30.5	38.2	1.93	258	38.8	0.43	9.8	52.9
K287114		318	3.72	16.00	0.21	2.1	0.022	2.95	31.3	31.6	1.83	247	30.3	0.52	10.4	58.7
K287115		408	4.37	15.45	0.21	2.1	0.026	2.15	32.1	31.0	1.88	226	40.8	0.43	10.4	67.2
K287116		394	3.95	14.35	0.20	2.0	0.059	2.38	26.6	32.9	1.74	204	16.80	0.33	10.2	55.2
K287117		297	3.87	15.60	0.22	2.2	0.113	2.39	33.4	36.7	2.03	334	22.8	0.40	10.7	72.4
K287118		3.0	0.41	0.37	0.22	<0.1	<0.005	0.04	0.6	1.5	12.50	177	0.19	0.01	0.5	<0.2
K287119		216	3.01	14.50	0.17	1.8	0.036	2.47	25.7	63.9	1.77	256	3.53	0.31	8.4	57.6
K287120		319	3.82	15.20	0.20	2.2	0.044	2.11	30.0	43.2	1.91	228	27.5	0.30	10.3	68.5
K287121		301	3.54	14.20	0.18	2.0	0.082	1.89	24.0	39.9	1.76	203	23.6	0.17	8.7	90.8
K287122		278	3.53	14.15	0.20	2.0	0.031	2.06	27.6	41.8	2.07	261	21.8	0.14	9.2	80.5
K287123		2.8	0.44	0.33	0.22	<0.1	<0.005	0.03	0.5	1.2	12.80	189	0.19	0.01	0.4	<0.2
K287124		209	3.13	14.00	0.19	1.8	0.022	2.14	28.2	47.9	1.89	154	5.10	0.16	8.2	72.8
K287125		313	4.17	12.55	0.22	1.9	0.043	2.11	26.5	33.9	2.62	265	32.9	0.14	8.5	89.9
K287126		323	3.45	13.65	0.17	1.9	0.137	2.16	31.1	33.5	2.15	257	80.2	0.19	9.9	83.6

***** See Appendix Page for comments regarding this certificate *****

ALS Canada Ltd.
2103 Dollarton Hwy
North Vancouver BC V7H 0A7
Phone: 604 984 0221 Fax: 604 984 0218 www.alsglobal.com

To: **SILVER RANGE RESOURCES LTD.**
C/O ARCHER, CATHRO & ASSOCIATES (1981) LIMITED
1016- 510 W HASTINGS ST
VANCOUVER BC V6B 1L8

Finalized Date: 25- AUG- 2012
Account: RANSIL

Project: KEG (Main - Group 1)

CERTIFICATE OF ANALYSIS WH12183391

Sample Description	Method	ME-MS61	ME-MS61	ME-MS61	ME-MS61	ME-MS61	ME-MS61	ME-MS61	ME-MS61	ME-MS61	ME-MS61	ME-MS61	ME-MS61	ME-MS61	ME-MS61	ME-MS61
	Analyte	P	Pb	Rb	Re	S	Sb	Sc	Se	Sn	Sr	Ta	Te	Th	Ti	Tl
	Units	ppm	ppm	ppm	ppm	%	ppm	ppm	ppm	ppm	ppm	ppm	ppm	ppm	%	ppm
	LOR	10	0.5	0.1	0.002	0.01	0.05	0.1	1	0.2	0.2	0.05	0.05	0.2	0.005	0.02
K287091		1950	8.6	191.0	0.045	1.73	0.60	12.2	13	6.2	228	0.78	0.65	8.8	0.328	2.30
K287092		2070	10.6	192.5	0.041	1.84	1.38	14.0	11	5.8	191.0	0.80	0.15	9.1	0.338	2.24
K287093		1820	12.2	174.0	0.035	1.99	1.86	13.4	11	5.9	181.0	0.78	0.14	8.6	0.335	1.92
K287094		1830	12.8	170.0	0.036	2.01	2.21	14.1	11	6.0	182.0	0.83	0.15	8.8	0.346	1.94
K287095		2210	8.8	175.0	0.037	1.38	4.07	13.8	13	4.3	188.5	0.77	0.18	8.7	0.332	2.08
K287096		2030	9.8	178.5	0.042	1.04	6.33	13.5	10	6.3	255	0.78	0.14	8.6	0.323	2.20
K287097		1090	7.6	182.5	0.033	1.33	1.62	12.1	8	7.2	165.5	0.66	0.10	7.9	0.283	2.00
K287098		980	6.2	161.0	0.041	1.48	1.54	12.9	10	7.3	174.5	0.59	0.12	7.0	0.273	1.92
K287099		880	6.0	166.5	0.013	1.48	2.98	13.0	10	5.5	303	0.61	0.18	7.1	0.273	1.96
K287100		1010	6.6	139.5	0.023	1.67	1.21	12.8	9	7.8	242	0.63	0.14	7.2	0.287	1.44
K287101		850	7.4	155.0	0.015	1.72	1.28	13.4	11	8.4	230	0.66	0.16	7.6	0.295	1.66
K287102		700	6.5	137.5	0.006	1.26	4.31	13.5	9	11.1	212	0.64	0.15	7.2	0.281	1.40
K287103		700	5.8	156.5	0.008	0.87	37.4	13.9	10	7.4	149.5	0.65	0.16	7.8	0.296	1.61
K287104		2440	7.6	142.0	0.020	0.82	13.00	11.6	12	10.7	176.5	0.71	0.12	7.5	0.298	1.50
K287105		1940	6.7	212	0.026	2.03	1.96	13.5	10	8.6	221	0.74	0.09	8.4	0.321	2.20
K287106		870	1480	69.7	0.017	2.84	8.61	7.4	54	227	166.0	0.57	0.43	5.7	0.261	0.62
K287107		1650	9.2	225	0.023	1.21	1.90	14.2	8	16.4	194.0	0.84	0.09	9.7	0.358	2.52
K287108		1780	8.1	245	0.006	1.05	3.96	14.4	7	16.6	229	0.77	0.13	9.4	0.353	2.67
K287109		2190	6.9	174.5	0.014	2.14	1.42	14.0	11	12.7	246	0.84	0.10	9.0	0.379	1.85
K287110		1740	6.9	196.0	0.010	1.42	0.81	14.8	8	7.3	219	0.85	0.07	9.7	0.362	2.15
K287111		1870	7.0	202	0.020	1.70	0.78	14.7	10	8.0	237	0.84	0.11	9.4	0.368	2.24
K287112		880	1515	68.3	0.018	2.89	8.37	7.3	53	226	168.0	0.55	0.49	5.6	0.260	0.60
K287113		1670	8.0	197.0	0.023	2.02	2.12	13.4	11	11.9	216	0.74	0.09	8.5	0.328	2.20
K287114		1330	7.9	188.0	0.026	1.79	1.59	14.3	10	10.3	240	0.78	0.10	8.9	0.340	2.05
K287115		1640	6.5	161.0	0.037	2.29	1.57	12.9	11	6.2	237	0.75	0.11	7.9	0.332	1.76
K287116		1230	7.9	176.0	0.020	2.05	1.28	12.7	10	9.1	193.0	0.73	0.14	7.8	0.311	1.86
K287117		1200	12.1	160.5	0.031	1.93	2.10	14.0	9	11.2	216	0.81	0.09	8.5	0.319	1.67
K287118		220	1.3	1.8	<0.002	0.01	<0.05	0.4	1	<0.2	48.3	<0.05	<0.05	<0.2	<0.005	<0.02
K287119		720	8.6	189.5	0.007	1.20	4.07	13.0	7	8.5	168.0	0.62	0.09	7.3	0.283	2.11
K287120		1360	8.4	170.5	0.038	1.88	1.39	13.2	10	8.9	227	0.78	0.14	8.3	0.323	1.89
K287121		1080	7.2	155.5	0.032	1.72	1.85	13.5	9	7.4	218	0.63	0.14	7.0	0.285	1.71
K287122		1310	7.6	159.5	0.034	1.68	2.55	13.9	11	6.5	203	0.68	0.20	7.2	0.287	1.65
K287123		200	1.1	1.3	<0.002	0.01	<0.05	0.4	1	<0.2	45.9	<0.05	<0.05	<0.2	<0.005	<0.02
K287124		1060	5.5	161.5	0.015	1.40	2.16	13.3	10	6.2	260	0.61	0.17	7.0	0.267	1.78
K287125		1020	9.2	134.0	0.053	2.14	4.48	11.4	20	18.9	178.0	0.60	0.41	7.4	0.278	1.31
K287126		1640	7.2	126.0	0.053	1.76	2.01	11.0	17	25.8	148.0	0.71	0.18	7.8	0.317	1.28

***** See Appendix Page for comments regarding this certificate *****

ALS Canada Ltd.
2103 Dollarton Hwy
North Vancouver BC V7H 0A7
Phone: 604 984 0221 Fax: 604 984 0218 www.alsglobal.com

To: **SILVER RANGE RESOURCES LTD.**
C/ O ARCHER, CATHRO & ASSOCIATES (1981) LIMITED
1016- 510 W HASTINGS ST
VANCOUVER BC V6B 1L8

Finalized Date: 25- AUG- 2012
Account: RANSIL

Project: KEG (Main - Group 1)

CERTIFICATE OF ANALYSIS WH12183391

Sample Description	Method	ME- MS61	ME- MS61	ME- MS61	ME- MS61	ME- MS61	ME- MS61	Zn- OG62
	Analyte	U	V	W	Y	Zn	Zr	Zn
	Units	ppm	ppm	ppm	ppm	ppm	ppm	%
	LOR	0.1	1	0.1	0.1	2	0.5	0.001
K287091		8.5	449	1.9	26.3	83	80.2	
K287092		8.7	395	1.8	30.2	146	85.3	
K287093		7.5	319	1.6	30.8	333	84.1	
K287094		7.8	326	1.6	30.2	326	85.0	
K287095		7.6	382	1.6	29.0	172	81.3	
K287096		7.2	370	1.7	27.3	114	78.9	
K287097		7.4	298	1.9	25.5	116	74.7	
K287098		4.3	202	1.5	27.0	82	67.5	
K287099		3.6	185	1.5	27.2	53	68.5	
K287100		4.7	230	3.5	29.7	64	68.1	
K287101		5.0	193	2.8	32.0	97	71.3	
K287102		2.3	97	2.0	30.9	103	67.4	
K287103		2.3	101	1.7	30.1	69	70.2	
K287104		4.7	262	1.8	31.7	810	68.1	
K287105		8.8	341	1.8	31.5	457	78.1	
K287106		3.2	109	6.3	23.0	>10000	39.2	1.395
K287107		5.6	278	2.7	28.4	77	77.0	
K287108		3.4	190	1.9	26.9	46	77.1	
K287109		4.4	235	2.0	34.5	117	72.3	
K287110		3.9	211	1.9	28.2	110	75.8	
K287111		5.4	282	2.1	31.9	183	82.2	
K287112		3.2	110	5.0	22.8	>10000	39.9	1.435
K287113		7.6	297	2.1	31.2	63	74.4	
K287114		7.4	306	1.9	32.8	66	84.5	
K287115		13.1	343	2.3	38.1	65	88.3	
K287116		6.9	167	1.9	31.3	78	82.5	
K287117		9.7	184	5.4	38.4	281	89.1	
K287118		0.6	3	0.1	0.9	15	0.5	
K287119		2.6	135	1.5	23.5	77	67.0	
K287120		7.4	213	2.7	30.4	158	86.1	
K287121		8.5	264	2.5	27.9	391	87.7	
K287122		7.6	253	2.0	31.9	120	84.7	
K287123		0.5	3	0.3	0.8	16	<0.5	
K287124		3.7	207	4.8	27.1	46	70.8	
K287125		10.9	345	9.0	34.9	101	69.7	
K287126		7.2	486	4.7	33.8	334	66.5	

***** See Appendix Page for comments regarding this certificate *****

ALS Canada Ltd.
2103 Dollarton Hwy
North Vancouver BC V7H 0A7
Phone: 604 984 0221 Fax: 604 984 0218 www.alsglobal.com

To: **SILVER RANGE RESOURCES LTD.**
C/O ARCHER, CATHRO & ASSOCIATES (1981) LIMITED
1016- 510 W HASTINGS ST
VANCOUVER BC V6B 1L8

Page: Appendix 1
Total # Appendix Pages: 1
Finalized Date: 25- AUG- 2012
Account: RANSIL

Project: KEG (Main - Group 1)

CERTIFICATE OF ANALYSIS WH12183391

Method	CERTIFICATE COMMENTS
ME- MS61	Interference: Ca> 10% on ICP- MS As, ICP- AES results shown.
ME- MS61	REE's may not be totally soluble in this method.

ALS Canada Ltd.

2103 Dollarton Hwy
North Vancouver BC V7H 0A7
Phone: 604 984 0221 Fax: 604 984 0218 www.alsglobal.com

To: **SILVER RANGE RESOURCES LTD.**
C/O ARCHER, CATHRO & ASSOCIATES (1981) LIMITED
1016-510 W HASTINGS ST
VANCOUVER BC V6B 1L8

Finalized Date: 24-AUG-2012
Account: RANSIL

CERTIFICATE WH12183392

Project: KEG (Group 2)

P.O. No.: Batch 60

This report is for 36 Drill Core samples submitted to our lab in Whitehorse, YT, Canada on 6-AUG-2012.

The following have access to data associated with this certificate:

MATT DUMALA	JOAN MARIACHER	HEATHER SMITH

SAMPLE PREPARATION

ALS CODE	DESCRIPTION
WEI-21	Received Sample Weight
LOG-22	Sample login - Rcd w/o BarCode
CRU-31	Fine crushing - 70%<2mm
CRU-QC	Crushing QC Test
SPL-21	Split sample - riffle splitter
PUL-QC	Pulverizing QC Test
PUL-31	Pulverize split to 85%<75 um
LOG-22d	Sample login - Rcd w/o BarCode dup
SPL-21d	Split sample - duplicate
PUL-31d	Pulverize Split - duplicate
LOG-23	Pulp Login - Rcvd with Barcode

ANALYTICAL PROCEDURES

ALS CODE	DESCRIPTION	INSTRUMENT
Au-AA24	Au 50g FA AA finish	AAS
ME-OG62	Ore Grade Elements - Four Acid	ICP-AES
Sn-XRF05	Sn-Trace Level XRF Analysis	XRF
ME-MS61	48 element four acid ICP-MS	
Ag-OG62	Ore Grade Ag - Four Acid	VARIABLE
Pb-OG62	Ore Grade Pb - Four Acid	VARIABLE
Zn-OG62	Ore Grade Zn - Four Acid	VARIABLE

To: **SILVER RANGE RESOURCES LTD.**
ATTN: JOAN MARIACHER
C/O ARCHER, CATHRO & ASSOCIATES (1981) LIMITED
1016-510 W HASTINGS ST
VANCOUVER BC V6B 1L8

This is the Final Report and supersedes any preliminary report with this certificate number. Results apply to samples as submitted. All pages of this report have been checked and approved for release.

***** See Appendix Page for comments regarding this certificate *****

Signature: 

Colin Ramshaw, Vancouver Laboratory Manager

ALS Canada Ltd.
2103 Dollarton Hwy
North Vancouver BC V7H 0A7
Phone: 604 984 0221 Fax: 604 984 0218 www.alsglobal.com

To: **SILVER RANGE RESOURCES LTD.**
C/O ARCHER, CATHRO & ASSOCIATES (1981) LIMITED
1016-510 W HASTINGS ST
VANCOUVER BC V6B 1L8

Finalized Date: 24-AUG-2012
Account: RANSIL

Project: KEG (Group 2)

CERTIFICATE OF ANALYSIS WH12183392

Sample Description	Method	WEI-21	Au-AA24	Sn-XRF05	ME-MS61	ME-MS61	ME-MS61	ME-MS61	ME-MS61	ME-MS61	ME-MS61	ME-MS61	ME-MS61	ME-MS61	ME-MS61	ME-MS61
	Analyte	Recvd Wt.	Au	Sn	Ag	Al	As	Ba	Be	Bi	Ca	Cd	Ce	Co	Cr	Cs
	Units	kg	ppm	ppm	ppm	%	ppm	ppm	ppm	ppm	%	ppm	ppm	ppm	ppm	ppm
	LOR	0.02	0.005	5	0.01	0.01	0.2	10	0.05	0.01	0.01	0.02	0.01	0.1	1	0.05
K287019		5.89	<0.005	19	0.71	4.02	57.7	1460	1.42	0.27	0.70	0.07	44.0	8.0	78	8.77
K287020		7.41	<0.005	7	1.14	5.32	72.5	490	1.71	0.52	2.51	1.79	55.1	16.8	65	10.90
K287021		7.44	<0.005	11	0.78	6.00	61.2	1290	1.83	0.37	3.66	1.22	60.6	15.4	76	7.44
K287022		7.83	<0.005	6	0.98	5.05	12.3	870	1.62	0.24	2.44	0.59	57.5	16.9	73	7.60
K287023		0.26	<0.005	168	14.40	4.35	127.0	1430	1.36	52.9	7.82	60.6	49.2	7.0	61	5.53
K287024		7.95	<0.005	<5	0.25	4.41	4.0	640	1.72	0.34	1.26	0.04	58.5	20.4	94	8.82
K287025		6.14	<0.005	10	0.12	2.95	9.1	4150	0.88	0.10	0.95	0.02	45.7	7.3	48	9.71
K287026		7.33	<0.005	19	0.39	2.38	21.0	2530	0.62	0.14	2.87	0.05	36.2	8.0	44	2.56
K287027		7.45	<0.005	16	0.32	2.80	39.9	1570	0.87	0.17	2.27	0.03	46.4	8.9	52	4.35
K287028		<0.02	<0.005	20	0.34	2.77	47.1	1580	0.78	0.19	2.25	0.03	45.6	8.5	44	4.24
K287029		5.05	<0.005	15	0.31	3.45	92.6	1330	0.99	0.20	1.93	0.02	49.4	9.9	45	7.56
K287030		5.29	<0.005	17	0.74	4.12	225	240	1.29	0.24	4.31	0.07	47.5	14.8	49	11.10
K287031		2.87	<0.005	34	2.45	4.20	110.5	240	1.03	3.34	3.43	16.95	50.1	10.6	48	8.43
K287032		2.75	<0.005	14	0.37	4.75	18.3	2000	1.78	0.17	1.48	0.33	53.3	14.6	69	15.10
K287033		4.42	<0.005	21	0.35	4.74	14.0	3600	1.63	0.22	1.61	0.08	55.8	15.0	69	16.25
K287034		2.39	<0.005	<5	0.01	0.12	<5	60	0.07	0.03	20.8	0.07	1.25	1.3	3	0.32
K287035		7.26	<0.005	17	0.41	3.95	11.8	7160	1.60	0.20	0.81	0.03	47.1	8.3	61	13.70
K287036		6.92	<0.005	14	0.41	3.99	6.0	1040	1.58	0.32	2.11	0.03	44.8	9.5	70	11.55
K287037		6.12	<0.005	18	0.24	4.30	5.8	4620	1.50	0.23	0.36	0.02	47.2	11.0	73	15.40
K287038		6.54	<0.005	16	0.27	3.73	10.6	4070	1.23	0.18	0.39	<0.02	40.4	7.8	70	13.00
K287039		3.12	<0.005	19	0.27	3.73	10.0	7030	1.20	0.16	0.38	<0.02	39.7	7.6	71	13.75
K287040		3.00	<0.005	31	0.50	3.92	45.9	2180	1.24	0.28	1.40	0.02	39.5	6.9	77	9.81
K287041		4.92	<0.005	23	0.57	2.84	232	5510	1.02	0.29	0.62	0.06	31.6	9.7	84	7.33
K287042		2.25	<0.005	26	16.95	2.79	340	1120	0.92	30.4	0.68	15.20	26.0	10.1	69	12.35
K287043		1.89	0.048	88	>100	3.05	109.0	110	1.13	864	1.27	303	14.60	10.6	67	6.45
K287044		3.53	<0.005	<5	0.16	0.08	5	60	0.07	0.25	21.1	0.15	1.12	1.1	2	0.26
K287045		1.90	<0.005	18	3.13	4.32	105.0	2890	1.80	4.80	0.68	1.67	36.6	5.9	96	17.45
K287046		5.99	<0.005	10	0.31	4.71	3.9	1450	2.07	0.16	0.26	0.03	35.2	7.5	111	17.80
K287047		6.00	<0.005	25	0.54	4.05	6.4	1090	1.30	0.45	0.40	0.12	30.3	8.0	83	13.80
K287048		5.50	0.007	23	0.60	3.49	12.3	3010	1.18	0.19	0.48	0.28	29.8	41.1	84	10.60
K287049		2.09	0.009	26	0.58	3.52	5.4	1030	1.22	0.28	2.13	0.13	46.7	11.3	100	11.00
K287050		0.26	0.005	167	14.00	4.52	127.0	1420	1.20	45.1	7.87	58.4	42.2	6.4	67	5.28
K287051		7.27	0.017	17	0.44	4.87	38.9	400	1.42	16.90	5.85	6.41	44.7	8.0	73	2.53
K287052		3.23	0.008	14	0.34	5.20	39.1	1080	1.50	9.40	5.91	9.05	58.2	6.9	99	2.96
K287053		4.48	0.037	24	0.62	4.59	43.0	220	1.29	43.9	7.20	1.24	37.6	9.9	70	2.36
K287054		8.13	0.019	14	0.42	5.38	30.1	600	1.56	19.85	6.31	1.85	50.0	7.5	80	2.91

***** See Appendix Page for comments regarding this certificate *****

ALS Canada Ltd.
2103 Dollarton Hwy
North Vancouver BC V7H 0A7
Phone: 604 984 0221 Fax: 604 984 0218 www.alsglobal.com

To: **SILVER RANGE RESOURCES LTD.**
C/O ARCHER, CATHRO & ASSOCIATES (1981) LIMITED
1016-510 W HASTINGS ST
VANCOUVER BC V6B 1L8

Finalized Date: 24-AUG-2012
Account: RANSIL

Project: KEG (Group 2)

CERTIFICATE OF ANALYSIS WH12183392

Sample Description	Method	ME-MS61	ME-MS61	ME-MS61	ME-MS61	ME-MS61	ME-MS61	ME-MS61	ME-MS61	ME-MS61	ME-MS61	ME-MS61	ME-MS61	ME-MS61	ME-MS61	ME-MS61
	Analyte	Cu	Fe	Ga	Ge	Hf	In	K	La	Li	Mg	Mn	Mo	Na	Nb	Ni
	Units	ppm	%	ppm	ppm	ppm	ppm	%	ppm	ppm	%	ppm	ppm	%	ppm	ppm
	LOR	0.2	0.01	0.05	0.05	0.1	0.005	0.01	0.5	0.2	0.01	5	0.05	0.01	0.1	0.2
K287019		48.1	2.25	11.60	0.10	1.7	0.012	1.66	20.6	42.6	0.66	176	1.85	0.11	7.4	43.4
K287020		105.5	3.45	15.10	0.16	2.3	0.045	1.87	28.1	53.7	1.84	448	24.8	0.48	11.2	62.6
K287021		103.5	3.15	16.10	0.17	2.4	0.034	2.41	30.5	36.5	2.25	991	16.20	0.68	11.9	56.4
K287022		66.8	2.92	14.10	0.14	2.1	0.026	2.02	25.3	35.8	1.18	542	17.15	0.43	10.2	58.7
K287023		768	3.34	11.90	0.22	1.6	2.45	1.88	25.4	40.5	2.16	1660	13.80	0.23	9.2	51.2
K287024		78.9	2.75	14.00	0.13	1.4	0.047	2.01	22.8	48.7	0.77	965	0.83	0.16	7.6	70.4
K287025		10.9	2.12	10.20	0.12	1.0	0.015	1.04	16.4	51.9	0.75	540	0.50	0.07	5.4	31.1
K287026		48.5	1.86	7.53	0.09	0.9	0.018	0.84	12.7	25.3	1.14	625	0.56	0.05	4.2	29.0
K287027		40.9	2.04	9.65	0.11	1.1	0.019	1.17	16.7	29.6	1.00	614	0.68	0.07	5.4	34.0
K287028		39.0	2.02	9.39	0.12	1.1	0.016	1.16	16.3	28.8	0.97	602	0.62	0.07	5.4	32.8
K287029		39.9	2.19	11.10	0.11	1.2	0.020	1.34	17.6	41.7	0.90	564	0.59	0.07	6.3	41.0
K287030		125.5	3.84	13.10	0.16	1.3	0.020	1.36	17.7	63.7	1.22	984	0.78	0.05	6.9	40.4
K287031		122.5	3.63	13.20	0.17	1.3	0.286	1.60	18.2	41.0	0.82	788	0.76	0.05	7.1	42.8
K287032		49.6	2.51	13.70	0.13	1.4	0.034	2.07	23.9	74.1	1.20	712	0.56	0.10	8.0	60.3
K287033		59.1	2.62	14.45	0.13	1.4	0.033	2.27	24.5	63.3	1.40	829	0.59	0.11	8.0	64.1
K287034		2.6	0.49	0.32	0.06	<0.1	<0.005	0.05	0.6	1.6	13.05	214	0.11	0.01	0.3	3.2
K287035		54.3	2.24	11.90	0.12	1.2	0.038	2.11	20.1	62.6	0.90	496	0.56	0.10	6.2	46.2
K287036		69.7	2.86	12.75	0.13	1.3	0.034	1.73	18.8	61.0	1.05	637	0.53	0.08	6.3	49.6
K287037		56.3	2.51	13.25	0.13	1.4	0.033	2.09	21.7	63.2	0.76	305	0.64	0.09	6.8	52.0
K287038		30.3	2.28	11.85	0.12	1.2	0.027	1.86	18.0	52.9	0.71	179	0.60	0.07	5.6	42.1
K287039		28.0	2.12	11.75	0.11	1.1	0.030	1.89	18.1	52.4	0.70	178	0.58	0.07	5.5	42.0
K287040		57.2	2.37	13.25	0.14	1.3	0.027	2.24	17.5	35.2	0.57	326	0.56	0.07	6.0	43.1
K287041		49.3	1.79	10.25	0.11	1.0	0.023	1.76	14.2	21.7	0.48	180	0.71	0.07	4.4	37.2
K287042		56.6	2.44	10.25	0.14	0.8	0.255	1.82	11.3	27.8	0.51	239	0.57	0.06	4.0	41.3
K287043		298	7.15	13.30	0.83	0.9	5.26	1.37	3.0	22.8	0.73	668	1.49	0.05	4.3	36.7
K287044		2.4	0.48	0.29	0.09	<0.1	0.005	0.03	0.5	1.2	12.60	217	0.11	<0.01	0.4	2.3
K287045		57.3	2.93	14.05	0.15	1.0	0.058	1.76	19.0	67.5	0.78	237	0.45	0.06	5.5	43.8
K287046		52.1	2.68	16.55	0.15	1.3	0.045	2.18	17.8	68.4	0.66	176	0.63	0.07	6.2	45.3
K287047		119.5	2.57	14.45	0.13	1.1	0.030	1.66	16.3	47.3	0.67	228	0.83	0.05	4.9	47.4
K287048		285	2.30	13.45	0.13	1.3	0.041	1.30	16.5	52.4	0.68	343	21.9	0.05	4.5	184.0
K287049		84.5	4.66	13.45	0.18	1.1	0.051	1.37	30.9	39.8	0.93	15650	1.95	0.07	4.7	47.4
K287050		781	3.41	11.60	0.22	1.5	2.21	1.91	23.0	36.3	2.14	1720	14.75	0.23	8.7	47.0
K287051		405	3.36	12.65	0.21	1.7	0.174	2.44	24.3	13.6	2.49	427	25.6	0.20	10.2	55.9
K287052		264	2.76	13.20	0.21	1.9	0.353	3.05	33.4	12.2	2.36	429	15.05	0.24	10.8	48.0
K287053		660	5.50	11.55	0.26	1.7	0.084	3.13	19.0	11.0	3.90	588	8.11	0.17	9.1	55.1
K287054		393	3.46	13.50	0.21	1.9	0.089	2.66	29.3	12.8	2.64	387	8.83	0.24	9.7	45.2

***** See Appendix Page for comments regarding this certificate *****

ALS Canada Ltd.
2103 Dollarton Hwy
North Vancouver BC V7H 0A7
Phone: 604 984 0221 Fax: 604 984 0218 www.alsglobal.com

To: **SILVER RANGE RESOURCES LTD.**
C/O ARCHER, CATHRO & ASSOCIATES (1981) LIMITED
1016-510 W HASTINGS ST
VANCOUVER BC V6B 1L8

Finalized Date: 24-AUG-2012
Account: RANSIL

Project: KEG (Group 2)

CERTIFICATE OF ANALYSIS WH12183392

Sample Description	Method	ME-MS61	ME-MS61	ME-MS61	ME-MS61	ME-MS61	ME-MS61	ME-MS61	ME-MS61	ME-MS61	ME-MS61	ME-MS61	ME-MS61	ME-MS61	ME-MS61	ME-MS61
	Analyte	P	Pb	Rb	Re	S	Sb	Sc	Se	Sn	Sr	Ta	Te	Th	Ti	Tl
	Units	ppm	ppm	ppm	ppm	%	ppm	ppm	ppm	ppm	ppm	ppm	ppm	ppm	%	ppm
	LOR	10	0.5	0.1	0.002	0.01	0.05	0.1	1	0.2	0.2	0.05	0.05	0.2	0.005	0.02
K287019		310	7.2	86.9	0.006	0.70	4.81	11.6	3	3.3	105.0	0.52	0.05	6.9	0.245	1.09
K287020		1230	15.1	117.0	0.026	1.91	6.39	12.0	7	5.3	195.0	0.81	0.14	9.0	0.336	1.91
K287021		1530	13.0	128.5	0.023	1.64	6.06	12.9	7	6.3	278	0.90	0.09	10.2	0.357	1.72
K287022		1210	22.3	96.5	0.018	1.67	6.24	12.7	4	2.8	218	0.73	0.08	8.6	0.300	1.34
K287023		1110	1010	97.4	0.016	0.98	8.51	8.9	26	144.5	207	0.67	0.26	7.6	0.279	0.90
K287024		350	16.7	95.0	<0.002	1.47	3.34	14.5	1	2.7	139.5	0.55	0.19	6.7	0.218	0.70
K287025		200	2.9	52.3	<0.002	0.22	1.16	10.5	1	1.3	100.5	0.39	0.05	5.3	0.164	0.48
K287026		270	4.8	38.8	<0.002	0.44	1.48	8.7	2	3.7	92.4	0.30	<0.05	4.1	0.126	0.45
K287027		280	4.6	56.6	<0.002	0.62	1.61	10.9	2	6.4	125.5	0.38	0.05	5.2	0.158	0.62
K287028		270	4.6	54.5	<0.002	0.57	1.68	10.7	2	6.1	123.5	0.40	0.05	5.2	0.159	0.63
K287029		270	4.7	68.6	<0.002	0.69	2.70	12.2	2	5.0	103.5	0.48	0.06	6.3	0.190	0.82
K287030		270	6.9	80.0	<0.002	2.16	13.25	11.5	6	10.2	96.3	0.49	0.05	6.1	0.209	0.88
K287031		240	89.2	85.5	<0.002	2.25	17.30	10.7	8	20.5	92.8	0.52	0.19	6.5	0.223	1.45
K287032		310	5.9	111.0	<0.002	0.45	7.33	13.2	2	3.7	132.5	0.56	0.08	8.0	0.261	0.84
K287033		430	6.7	125.5	<0.002	0.27	2.02	13.7	1	3.1	182.0	0.59	0.05	7.7	0.267	0.99
K287034		190	1.5	2.5	<0.002	<0.01	<0.05	0.4	1	<0.2	45.7	<0.05	<0.05	<0.2	<0.005	<0.02
K287035		410	5.2	114.5	<0.002	0.15	1.87	11.5	1	2.6	144.0	0.43	0.06	6.4	0.215	1.10
K287036		340	7.1	100.0	<0.002	0.81	5.14	11.9	3	5.5	135.5	0.45	0.05	6.0	0.217	0.68
K287037		340	4.4	115.0	<0.002	0.23	3.12	12.9	1	1.8	127.5	0.49	0.06	7.0	0.243	0.64
K287038		360	3.8	110.5	<0.002	0.24	4.13	11.3	1	2.1	135.5	0.40	0.05	5.8	0.205	1.17
K287039		330	3.8	110.5	<0.002	0.14	2.40	11.0	1	2.5	131.0	0.38	<0.05	5.8	0.206	1.15
K287040		330	7.3	109.0	<0.002	0.41	13.70	11.6	3	5.1	120.5	0.41	0.05	5.8	0.211	1.18
K287041		290	8.2	78.4	<0.002	0.20	3.58	9.0	3	4.4	106.0	0.31	0.06	4.6	0.159	0.87
K287042		250	839	84.3	<0.002	0.68	3.87	8.4	12	10.1	66.5	0.28	1.49	3.8	0.152	1.18
K287043		260	>10000	65.7	<0.002	5.95	49.9	10.0	190	30.2	47.3	0.28	57.0	2.6	0.153	2.01
K287044		190	5.5	1.8	<0.002	0.01	<0.05	0.2	2	<0.2	48.3	<0.05	<0.05	<0.2	<0.005	<0.02
K287045		290	79.5	120.5	<0.002	0.18	4.68	11.0	6	3.2	68.6	0.36	0.39	4.7	0.214	0.74
K287046		280	3.4	140.0	<0.002	0.33	3.69	13.4	2	2.0	91.2	0.40	0.08	5.0	0.237	0.83
K287047		290	7.7	102.0	<0.002	0.29	4.47	13.2	2	1.7	146.0	0.32	0.11	4.0	0.212	0.78
K287048		430	4.9	73.3	0.028	0.13	1.70	14.4	3	1.8	166.0	0.27	0.13	3.7	0.208	0.50
K287049		3950	6.7	72.9	0.004	0.32	1.66	13.8	3	1.3	256	0.31	0.12	3.7	0.198	0.35
K287050		1150	1025	96.8	0.016	1.02	8.12	7.5	30	144.0	210	0.62	0.25	6.1	0.288	0.83
K287051		1910	5.5	108.5	0.021	1.77	1.05	8.3	15	9.4	219	0.72	0.22	6.4	0.324	0.76
K287052		3080	5.8	127.0	0.014	1.33	0.99	9.4	13	9.9	246	0.76	0.13	7.3	0.348	0.89
K287053		3570	7.0	126.0	0.010	2.81	1.02	8.1	23	15.1	193.5	0.63	0.65	6.0	0.295	0.94
K287054		3500	6.0	115.0	0.013	1.68	0.92	9.3	15	9.1	266	0.70	0.29	7.1	0.318	0.84

***** See Appendix Page for comments regarding this certificate *****

ALS Canada Ltd.
2103 Dollarton Hwy
North Vancouver BC V7H 0A7
Phone: 604 984 0221 Fax: 604 984 0218 www.alsglobal.com

To: **SILVER RANGE RESOURCES LTD.**
C/O ARCHER, CATHRO & ASSOCIATES (1981) LIMITED
1016-510 W HASTINGS ST
VANCOUVER BC V6B 1L8

Finalized Date: 24-AUG-2012
Account: RANSIL

Project: KEG (Group 2)

CERTIFICATE OF ANALYSIS WH12183392

Sample Description	Method	ME-MS61	ME-MS61	ME-MS61	ME-MS61	ME-MS61	ME-MS61	Ag-OG62	Pb-OG62	Zn-OG62
	Analyte	U	V	W	Y	Zn	Zr	Ag	Pb	Zn
	Units	ppm	ppm	ppm	ppm	ppm	ppm	ppm	%	%
	LOR	0.1	1	0.1	0.1	2	0.5	1	0.001	0.001
K287019		3.0	99	1.0	17.5	22	67.0			
K287020		8.3	237	1.5	32.4	187	84.5			
K287021		7.1	272	1.6	35.1	127	86.4			
K287022		5.4	214	1.4	25.1	73	78.8			
K287023		3.9	132	3.1	28.2	3110	56.2			
K287024		1.1	76	1.4	18.2	14	58.1			
K287025		0.9	45	1.2	11.8	18	37.2			
K287026		0.9	37	0.7	10.1	16	33.4			
K287027		1.1	46	1.0	13.1	16	42.5			
K287028		1.1	46	1.0	13.0	14	42.7			
K287029		1.2	47	1.1	14.0	17	45.5			
K287030		1.5	63	1.0	17.6	34	49.7			
K287031		1.5	84	1.1	17.1	1590	50.3			
K287032		1.8	89	1.2	19.0	64	57.7			
K287033		1.7	93	1.2	22.0	44	53.8			
K287034		0.8	2	0.1	0.9	16	<0.5			
K287035		1.4	70	1.0	16.1	65	46.3			
K287036		1.5	89	1.0	16.3	39	49.9			
K287037		1.7	103	1.2	16.4	41	55.0			
K287038		1.4	77	1.0	14.8	24	47.0			
K287039		1.4	77	1.0	14.1	26	45.3			
K287040		1.4	74	1.0	16.7	20	48.8			
K287041		1.3	69	0.9	13.0	34	40.2			
K287042		1.0	67	0.7	10.8	1400	32.6			
K287043		1.2	75	1.0	15.5	>10000	38.4	432	1.165	2.78
K287044		0.3	3	0.1	0.9	28	<0.5			
K287045		1.0	86	1.3	13.0	195	42.8			
K287046		1.4	92	1.2	13.3	34	56.4			
K287047		1.0	90	1.3	14.4	29	47.9			
K287048		2.6	105	1.3	16.3	242	57.5			
K287049		4.5	99	1.1	64.6	146	50.6			
K287050		3.2	135	2.6	26.7	3240	52.6			
K287051		3.8	231	4.4	31.4	392	66.0			
K287052		3.9	174	3.6	35.4	556	71.9			
K287053		3.5	130	4.9	33.1	116	64.2			
K287054		3.9	145	6.0	37.3	138	70.0			

***** See Appendix Page for comments regarding this certificate *****

ALS Canada Ltd.
2103 Dollarton Hwy
North Vancouver BC V7H 0A7
Phone: 604 984 0221 Fax: 604 984 0218 www.alsglobal.com

To: **SILVER RANGE RESOURCES LTD.**
C/O ARCHER, CATHRO & ASSOCIATES (1981) LIMITED
1016- 510 W HASTINGS ST
VANCOUVER BC V6B 1L8

Page: Appendix 1
Total # Appendix Pages: 1
Finalized Date: 24- AUG- 2012
Account: RANSIL

Project: KEG (Group 2)

CERTIFICATE OF ANALYSIS WH12183392

Method	CERTIFICATE COMMENTS
ME- MS61	Interference: Ca> 10% on ICP- MS As, ICP- AES results shown.
ME- MS61	REE's may not be totally soluble in this method.

ALS Canada Ltd.

2103 Dollarton Hwy
North Vancouver BC V7H 0A7
Phone: 604 984 0221 Fax: 604 984 0218 www.alsglobal.com

To: **SILVER RANGE RESOURCES LTD.**
C/O ARCHER, CATHRO & ASSOCIATES (1981) LIMITED
1016-510 W HASTINGS ST
VANCOUVER BC V6B 1L8

Finalized Date: 24-AUG-2012
Account: RANSIL

CERTIFICATE WH12183393

Project: KEG (Main - Group 2)

P.O. No.: Batch 62

This report is for 36 Drill Core samples submitted to our lab in Whitehorse, YT, Canada on 6-AUG-2012.

The following have access to data associated with this certificate:

MATT DUMALA	JOAN MARIACHER	HEATHER SMITH

SAMPLE PREPARATION

ALS CODE	DESCRIPTION
WEI-21	Received Sample Weight
LOG-22	Sample login - Rcd w/o BarCode
CRU-31	Fine crushing - 70%<2mm
CRU-QC	Crushing QC Test
SPL-21	Split sample - riffle splitter
PUL-QC	Pulverizing QC Test
PUL-31	Pulverize split to 85%<75 um
LOG-22d	Sample login - Rcd w/o BarCode dup
SPL-21d	Split sample - duplicate
PUL-31d	Pulverize Split - duplicate
LOG-23	Pulp Login - Rcvd with Barcode

ANALYTICAL PROCEDURES

ALS CODE	DESCRIPTION	INSTRUMENT
Au-AA24	Au 50g FA AA finish	AAS
ME-OG62	Ore Grade Elements - Four Acid	ICP-AES
Sn-XRF05	Sn-Trace Level XRF Analysis	XRF
ME-MS61	48 element four acid ICP-MS	
Zn-OG62	Ore Grade Zn - Four Acid	VARIABLE

To: **SILVER RANGE RESOURCES LTD.**
ATTN: JOAN MARIACHER
C/O ARCHER, CATHRO & ASSOCIATES (1981) LIMITED
1016-510 W HASTINGS ST
VANCOUVER BC V6B 1L8

This is the Final Report and supersedes any preliminary report with this certificate number. Results apply to samples as submitted. All pages of this report have been checked and approved for release.

***** See Appendix Page for comments regarding this certificate *****

Signature: 

Colin Ramshaw, Vancouver Laboratory Manager

ALS Canada Ltd.
2103 Dollarton Hwy
North Vancouver BC V7H 0A7
Phone: 604 984 0221 Fax: 604 984 0218 www.alsglobal.com

To: **SILVER RANGE RESOURCES LTD.**
C/O ARCHER, CATHRO & ASSOCIATES (1981) LIMITED
1016-510 W HASTINGS ST
VANCOUVER BC V6B 1L8

Finalized Date: 24-AUG-2012
Account: RANSIL

Project: KEG (Main - Group 2)

CERTIFICATE OF ANALYSIS WH12183393

Sample Description	Method	WEI-21	Au-AA24	Sn-XRF05	ME-MS61	ME-MS61	ME-MS61	ME-MS61	ME-MS61	ME-MS61	ME-MS61	ME-MS61	ME-MS61	ME-MS61	ME-MS61	ME-MS61
	Analyte	Recvd Wt.	Au	Sn	Ag	Al	As	Ba	Be	Bi	Ca	Cd	Ce	Co	Cr	Cs
	Units	kg	ppm	ppm	ppm	%	ppm	ppm	ppm	ppm	%	ppm	ppm	ppm	ppm	ppm
	LOR	0.02	0.005	5	0.01	0.01	0.2	10	0.05	0.01	0.01	0.02	0.01	0.1	1	0.05
K287055		7.31	0.053	17	0.51	4.65	19.1	270	1.39	36.8	5.19	2.56	42.5	9.0	87	2.24
K287056		7.03	0.035	17	0.44	4.65	15.3	310	1.42	32.6	5.20	3.27	42.8	8.6	115	2.96
K287057		7.95	0.053	16	0.61	4.56	9.5	180	1.31	42.7	5.06	7.42	50.9	11.1	62	4.44
K287058		1.97	<0.005	<5	0.01	0.09	<5	30	0.10	0.13	21.4	0.07	1.05	1.3	1	0.20
K287059		7.90	0.014	13	0.47	5.50	16.4	290	1.80	17.30	3.30	1.97	53.1	12.1	104	9.43
K287060		7.01	0.018	6	0.34	4.90	13.0	560	1.55	21.9	2.87	0.57	46.3	12.8	77	7.20
K287061		6.93	0.014	12	0.35	4.28	6.1	550	1.15	11.80	3.03	0.22	40.6	10.2	69	3.68
K287062		7.31	0.013	10	0.25	4.80	2.7	1080	1.38	8.84	3.57	3.62	39.1	9.9	68	2.75
K287063		<0.02	0.012	9	0.25	4.91	3.0	1040	1.47	10.90	3.66	3.48	40.8	9.9	66	2.86
K287064		7.63	0.014	7	0.28	5.57	2.4	1140	1.82	5.90	3.21	0.40	49.6	11.6	77	7.20
K287065		7.84	0.024	8	0.27	5.07	3.9	1290	1.69	8.69	3.45	0.63	46.2	12.0	64	5.66
K287066		7.11	0.034	8	0.23	4.49	0.6	910	1.51	13.25	4.25	0.93	46.6	8.5	60	3.17
K287067		7.35	0.019	5	0.25	5.07	4.9	950	1.68	6.76	2.88	1.80	47.8	9.7	74	7.27
K287068		0.26	0.005	168	13.70	4.50	138.5	1440	1.22	43.0	7.86	58.4	42.6	6.9	64	5.29
K287069		7.28	0.011	9	0.34	4.81	8.8	690	1.53	3.93	2.90	0.69	49.1	13.4	64	7.53
K287070		7.26	0.006	7	0.32	4.94	17.7	950	1.40	3.92	2.63	0.85	43.7	12.8	68	7.31
K287071		7.40	0.012	14	0.54	5.13	19.5	500	1.61	14.25	3.46	1.41	44.4	15.2	70	7.38
K287072		7.44	0.009	12	0.60	5.21	11.3	610	1.63	13.90	3.23	5.74	50.3	16.9	71	9.80
K287073		3.93	0.006	8	0.40	5.56	16.0	590	1.78	7.15	3.39	1.00	55.0	16.8	58	9.44
K287074		3.06	<0.005	<5	0.01	0.10	<5	20	0.08	0.05	20.5	0.06	1.35	1.1	1	0.19
K287075		3.64	0.007	11	0.42	5.84	4.2	590	2.06	7.16	2.76	0.73	49.5	18.4	64	13.30
K287076		7.38	0.021	9	0.44	5.95	9.0	670	1.86	21.1	3.30	0.49	52.3	16.1	59	9.71
K287077		7.60	<0.005	10	0.39	6.03	12.2	660	1.88	5.30	2.78	1.04	47.3	16.2	59	10.55
K287078		7.08	0.007	8	0.36	6.14	4.7	780	2.09	8.90	2.73	4.15	52.3	15.2	63	12.80
K287079		6.83	0.014	10	0.35	6.12	5.0	920	2.09	8.15	2.99	1.17	54.6	15.7	62	12.55
K287080		0.26	0.018	271	22.3	3.78	1110	330	1.03	89.5	7.71	283	40.5	12.1	54	3.96
K287081		5.37	0.006	53	0.62	4.83	553	1290	1.13	12.60	1.31	0.66	42.5	11.6	64	11.65
K287082		5.65	0.005	15	0.34	5.66	38.2	910	1.82	8.83	2.28	0.19	50.5	13.2	62	11.85
K287083		5.57	0.010	12	0.68	5.47	9.4	910	1.88	16.75	2.97	2.02	56.0	14.6	62	10.30
K287084		6.05	0.006	23	0.34	5.64	3.4	760	1.64	12.70	3.04	2.09	55.7	13.6	64	10.60
K287085		6.45	<0.005	17	0.30	5.02	10.2	1010	1.46	7.46	2.46	2.00	48.6	13.7	63	8.62
K287086		3.78	<0.005	12	0.35	5.03	6.3	1040	1.54	8.04	2.42	2.01	53.6	14.2	58	9.05
K287087		7.12	0.006	8	0.38	5.67	9.7	770	1.85	10.85	3.33	2.81	61.0	15.5	63	9.01
K287088		6.11	0.007	12	0.37	5.84	9.3	790	1.94	10.55	3.32	2.90	58.5	17.3	67	10.05
K287089		6.60	0.010	12	0.58	5.89	51.6	970	1.84	17.60	3.69	2.74	58.9	15.9	65	10.95
K287090		6.29	0.012	7	0.42	5.75	5.2	780	1.82	13.10	2.84	0.86	53.3	16.5	64	11.10

***** See Appendix Page for comments regarding this certificate *****

ALS Canada Ltd.
2103 Dollarton Hwy
North Vancouver BC V7H 0A7
Phone: 604 984 0221 Fax: 604 984 0218 www.alsglobal.com

To: **SILVER RANGE RESOURCES LTD.**
C/O ARCHER, CATHRO & ASSOCIATES (1981) LIMITED
1016-510 W HASTINGS ST
VANCOUVER BC V6B 1L8

Finalized Date: 24-AUG-2012
Account: RANSIL

Project: KEG (Main - Group 2)

CERTIFICATE OF ANALYSIS WH12183393

Sample Description	Method	ME-MS61	ME-MS61	ME-MS61	ME-MS61	ME-MS61	ME-MS61	ME-MS61	ME-MS61	ME-MS61	ME-MS61	ME-MS61	ME-MS61	ME-MS61	ME-MS61	ME-MS61
	Analyte	Cu	Fe	Ga	Ge	Hf	In	K	La	Li	Mg	Mn	Mo	Na	Nb	Ni
	Units	ppm	%	ppm	ppm	ppm	ppm	%	ppm	ppm	%	ppm	ppm	%	ppm	ppm
	LOR	0.2	0.01	0.05	0.05	0.1	0.005	0.01	0.5	0.2	0.01	5	0.05	0.01	0.1	0.2
K287055		554	4.21	11.90	0.21	1.6	0.104	2.06	23.3	9.8	2.33	285	10.55	0.19	8.8	48.1
K287056		490	3.97	11.80	0.21	1.7	0.140	1.83	24.9	9.1	2.24	265	17.25	0.20	8.5	53.0
K287057		662	4.63	11.85	0.23	1.6	0.304	2.33	27.6	25.8	3.57	337	4.08	0.17	8.9	46.0
K287058		3.8	0.53	0.33	0.09	<0.1	<0.005	0.04	0.5	1.2	13.10	229	0.17	0.01	0.4	3.0
K287059		460	3.70	14.85	0.23	1.9	0.060	2.48	27.8	42.6	2.22	186	11.75	0.19	10.4	80.9
K287060		336	2.97	14.10	0.19	1.6	0.034	2.19	24.6	26.2	2.20	201	1.70	0.26	9.3	91.6
K287061		313	3.10	11.95	0.19	1.4	0.030	2.14	21.9	16.2	2.49	260	0.77	0.26	7.9	77.3
K287062		238	2.79	13.80	0.19	1.7	0.156	2.47	20.8	11.2	2.67	250	0.68	0.39	8.9	71.9
K287063		234	2.76	13.80	0.19	1.6	0.150	2.49	21.7	11.7	2.74	249	0.61	0.40	9.3	71.8
K287064		276	3.04	16.80	0.20	1.9	0.025	2.38	26.4	27.7	2.27	177	0.68	0.48	10.6	79.5
K287065		237	2.88	13.95	0.20	1.7	0.039	2.24	24.8	20.1	2.35	183	0.76	0.41	9.6	79.0
K287066		195.5	2.55	12.50	0.18	1.6	0.052	1.78	25.2	11.8	2.26	230	0.50	0.34	9.0	47.8
K287067		219	2.71	14.20	0.20	1.7	0.075	2.38	26.0	21.2	2.10	212	1.71	0.32	9.5	74.7
K287068		767	3.42	11.75	0.24	1.5	2.19	1.89	23.2	37.7	2.12	1720	14.70	0.23	8.8	49.5
K287069		351	3.35	13.80	0.19	1.7	0.052	1.80	26.5	27.3	1.98	236	0.71	0.28	9.4	71.1
K287070		332	3.04	13.60	0.19	1.7	0.025	2.33	23.8	39.3	1.86	197	14.15	0.25	9.0	64.5
K287071		464	4.04	13.90	0.22	1.9	0.046	1.86	24.9	31.0	2.22	258	38.1	0.27	9.3	76.0
K287072		450	3.95	14.50	0.21	1.8	0.170	1.99	28.0	29.5	2.16	245	16.35	0.25	9.1	71.6
K287073		454	4.24	16.00	0.22	2.0	0.038	2.30	30.5	27.9	1.99	281	26.8	0.33	11.1	58.8
K287074		3.1	0.42	0.36	0.10	<0.1	<0.005	0.05	0.7	1.5	12.45	181	0.18	<0.01	0.5	2.4
K287075		395	4.23	16.45	0.22	2.2	0.026	2.58	25.7	33.1	1.86	218	20.2	0.36	11.6	61.5
K287076		402	3.75	16.35	0.22	2.0	0.023	2.20	28.2	28.3	2.03	326	24.1	0.42	11.1	52.0
K287077		417	3.82	16.50	0.21	1.9	0.027	2.88	24.9	30.2	1.77	249	34.3	0.39	10.3	55.4
K287078		443	3.67	16.60	0.21	1.9	0.084	2.89	28.7	39.7	1.82	213	57.8	0.36	10.7	62.4
K287079		413	3.56	17.00	0.20	2.0	0.029	2.91	30.6	47.2	1.70	235	38.6	0.47	11.1	57.8
K287080		1760	5.70	11.00	0.23	1.3	22.0	1.31	21.0	28.4	2.00	2450	14.80	0.16	6.9	47.2
K287081		296	2.53	13.05	0.14	1.8	0.019	4.08	21.5	56.4	1.25	105	29.0	0.19	8.7	54.6
K287082		352	3.43	14.80	0.16	2.0	0.012	2.80	25.9	29.3	1.52	134	23.1	0.39	9.3	51.3
K287083		492	3.90	14.80	0.18	2.0	0.047	2.16	30.6	31.4	2.02	222	36.2	0.35	9.1	54.9
K287084		428	3.96	14.90	0.17	2.1	0.040	2.11	32.1	24.3	1.80	188	56.8	0.31	9.4	62.4
K287085		291	3.33	13.50	0.17	2.0	0.044	2.35	26.8	17.5	1.40	247	29.1	0.40	8.8	51.9
K287086		304	3.44	13.75	0.15	2.2	0.043	2.35	28.8	18.3	1.43	250	29.4	0.39	8.8	54.7
K287087		276	3.63	15.25	0.16	2.2	0.083	2.44	29.8	18.4	2.26	719	24.6	0.47	10.2	50.3
K287088		260	3.72	16.00	0.20	2.2	0.075	2.59	30.3	20.4	2.08	719	38.9	0.56	10.3	61.6
K287089		396	4.09	15.80	0.21	2.1	0.075	2.45	30.9	24.7	2.46	673	23.1	0.34	10.2	49.6
K287090		407	4.15	14.90	0.19	2.1	0.026	2.63	28.4	24.7	1.95	390	22.3	0.34	9.6	52.6

***** See Appendix Page for comments regarding this certificate *****

ALS Canada Ltd.
2103 Dollarton Hwy
North Vancouver BC V7H 0A7
Phone: 604 984 0221 Fax: 604 984 0218 www.alsglobal.com

To: **SILVER RANGE RESOURCES LTD.**
C/O ARCHER, CATHRO & ASSOCIATES (1981) LIMITED
1016-510 W HASTINGS ST
VANCOUVER BC V6B 1L8

Finalized Date: 24-AUG-2012
Account: RANSIL

Project: KEG (Main - Group 2)

CERTIFICATE OF ANALYSIS WH12183393

Sample Description	Method	ME-MS61	ME-MS61	ME-MS61	ME-MS61	ME-MS61	ME-MS61	ME-MS61	ME-MS61	ME-MS61	ME-MS61	ME-MS61	ME-MS61	ME-MS61	ME-MS61	ME-MS61
	Analyte	P	Pb	Rb	Re	S	Sb	Sc	Se	Sn	Sr	Ta	Te	Th	Ti	Tl
	Units	ppm	ppm	ppm	ppm	%	ppm	ppm	ppm	ppm	ppm	ppm	ppm	ppm	%	ppm
	LOR	10	0.5	0.1	0.002	0.01	0.05	0.1	1	0.2	0.2	0.05	0.05	0.2	0.005	0.02
K287055		3360	4.6	88.3	0.013	2.21	0.77	8.3	18	8.8	218	0.62	0.79	6.0	0.293	0.63
K287056		4890	4.6	81.3	0.021	1.99	0.78	8.6	18	7.4	223	0.60	0.58	6.0	0.286	0.61
K287057		2020	7.0	118.5	0.008	2.47	3.13	8.4	19	10.2	176.5	0.62	0.75	6.0	0.284	1.01
K287058		190	1.2	1.8	<0.002	0.02	<0.05	0.3	2	<0.2	44.1	<0.05	<0.05	<0.2	<0.005	<0.02
K287059		1980	6.0	169.5	0.022	1.86	1.68	11.9	19	6.0	208	0.72	0.35	7.5	0.329	1.60
K287060		820	4.9	142.0	0.009	1.43	1.18	11.0	13	5.6	184.5	0.65	0.31	6.6	0.300	1.36
K287061		730	4.5	112.0	0.006	1.41	1.64	10.0	12	8.0	167.5	0.54	0.26	5.6	0.255	1.00
K287062		820	6.1	111.0	0.004	1.25	0.85	10.9	11	5.8	202	0.62	0.21	6.6	0.291	0.94
K287063		840	6.2	111.0	0.004	1.26	0.90	10.9	12	5.9	206	0.62	0.23	6.9	0.298	0.97
K287064		750	6.3	145.0	0.003	1.41	1.25	13.3	14	5.0	212	0.73	0.17	7.8	0.336	1.35
K287065		670	5.0	127.0	0.003	1.29	1.39	11.6	12	4.7	193.0	0.65	0.31	7.0	0.313	1.15
K287066		610	5.2	81.7	<0.002	1.03	2.00	11.1	8	5.3	187.5	0.62	0.28	6.7	0.290	0.71
K287067		860	6.8	141.5	0.009	1.17	1.65	12.3	13	5.3	204	0.65	0.18	7.2	0.305	1.40
K287068		1140	1005	96.6	0.017	1.02	7.82	7.8	30	142.5	209	0.61	0.25	6.2	0.287	0.83
K287069		840	5.9	122.0	0.003	1.67	1.44	11.4	12	4.9	222	0.65	0.14	7.0	0.301	1.29
K287070		650	7.4	141.0	0.023	1.52	1.61	11.7	12	5.5	250	0.61	0.15	6.8	0.285	1.41
K287071		850	11.3	135.0	0.060	2.13	2.83	11.9	16	9.8	274	0.65	0.33	6.5	0.299	1.31
K287072		1200	13.3	141.0	0.022	2.02	1.67	11.8	14	9.4	304	0.62	0.30	6.5	0.294	1.43
K287073		2350	9.3	164.5	0.028	2.17	1.44	11.6	12	7.4	279	0.76	0.18	7.7	0.343	1.65
K287074		200	1.3	2.1	<0.002	0.01	<0.05	0.3	2	<0.2	49.2	<0.05	<0.05	<0.2	<0.005	<0.02
K287075		1030	8.8	194.0	0.023	2.07	1.29	13.0	11	5.7	243	0.81	0.21	8.5	0.357	2.10
K287076		1200	9.2	154.5	0.022	1.88	1.79	11.9	11	6.5	253	0.78	0.94	8.2	0.344	1.66
K287077		1410	9.8	188.0	0.016	1.93	1.34	12.1	10	5.3	230	0.72	0.15	7.7	0.323	1.97
K287078		1700	8.9	207	0.034	1.80	1.33	12.7	13	6.2	225	0.74	0.22	8.3	0.337	2.14
K287079		1810	9.0	193.5	0.023	1.71	6.82	12.9	10	6.3	204	0.78	0.20	8.2	0.345	1.95
K287080		780	1410	69.5	0.023	2.68	7.83	6.5	48	215	148.0	0.54	0.49	5.7	0.241	0.57
K287081		1270	14.2	239	0.029	0.99	3.80	10.3	8	32.8	174.0	0.64	0.29	7.1	0.280	2.59
K287082		1000	8.8	201	0.018	1.54	0.87	11.5	7	8.1	237	0.71	0.12	8.7	0.311	2.24
K287083		1960	12.3	181.5	0.023	1.82	0.97	11.4	11	6.6	206	0.68	0.20	8.5	0.307	2.06
K287084		1990	8.2	175.0	0.041	1.82	0.69	11.4	9	15.7	255	0.74	0.19	8.5	0.327	1.95
K287085		2250	9.7	161.0	0.031	1.57	0.72	9.5	8	10.6	184.5	0.65	0.11	8.3	0.290	1.79
K287086		2070	9.5	162.5	0.035	1.60	0.75	10.0	7	10.2	187.5	0.67	0.12	8.3	0.290	1.87
K287087		1660	10.3	160.0	0.031	1.76	1.37	11.5	9	6.8	205	0.74	0.20	9.1	0.330	1.86
K287088		2210	10.8	165.0	0.047	1.84	1.43	11.7	9	6.2	209	0.77	0.20	9.1	0.335	1.89
K287089		1820	18.4	174.0	0.033	1.94	1.49	11.4	11	10.7	199.5	0.78	0.27	9.1	0.341	2.02
K287090		1780	8.0	185.0	0.028	1.93	0.85	11.2	11	6.2	198.5	0.73	0.25	8.7	0.323	2.08

***** See Appendix Page for comments regarding this certificate *****

ALS Canada Ltd.
2103 Dollarton Hwy
North Vancouver BC V7H 0A7
Phone: 604 984 0221 Fax: 604 984 0218 www.alsglobal.com

To: **SILVER RANGE RESOURCES LTD.**
C/O ARCHER, CATHRO & ASSOCIATES (1981) LIMITED
1016-510 W HASTINGS ST
VANCOUVER BC V6B 1L8

Finalized Date: 24-AUG-2012
Account: RANSIL

Project: KEG (Main - Group 2)

CERTIFICATE OF ANALYSIS WH12183393

Sample Description	Method	ME-MS61	ME-MS61	ME-MS61	ME-MS61	ME-MS61	ME-MS61	Zn-OG62
	Analyte	U	V	W	Y	Zn	Zr	Zn
	Units	ppm	ppm	ppm	ppm	ppm	ppm	%
	LOR	0.1	1	0.1	0.1	2	0.5	0.001
K287055		3.7	139	13.9	31.2	180	62.5	
K287056		4.7	201	7.6	34.5	225	64.4	
K287057		2.6	116	14.7	29.7	457	59.3	
K287058		0.6	3	0.1	0.8	15	0.8	
K287059		4.2	219	3.1	38.2	153	75.0	
K287060		2.4	123	2.7	30.2	63	65.0	
K287061		1.9	103	1.5	28.5	40	58.4	
K287062		2.1	92	2.0	31.6	264	63.4	
K287063		2.2	93	2.1	32.3	258	64.6	
K287064		2.4	108	1.7	31.0	49	77.6	
K287065		2.0	91	1.3	29.5	63	67.9	
K287066		1.6	61	1.2	28.5	77	59.9	
K287067		2.5	115	1.8	31.8	154	70.2	
K287068		3.3	137	2.7	26.6	3230	52.5	
K287069		2.0	82	1.6	29.9	83	65.7	
K287070		4.2	211	1.6	26.9	90	70.5	
K287071		8.7	462	2.8	33.0	117	81.5	
K287072		6.3	266	2.0	33.2	415	75.6	
K287073		9.9	213	2.0	39.4	89	87.4	
K287074		0.6	3	0.1	0.9	16	<0.5	
K287075		7.5	201	2.5	30.6	85	91.0	
K287076		5.4	271	1.7	30.7	62	77.9	
K287077		7.8	244	1.8	25.4	119	73.0	
K287078		8.1	476	2.1	30.7	366	76.6	
K287079		6.7	352	2.9	33.5	126	77.8	
K287080		2.9	101	4.9	20.2	>10000	38.5	1.340
K287081		4.9	338	2.3	29.3	58	70.4	
K287082		4.4	214	1.9	26.8	37	70.7	
K287083		7.1	380	2.2	31.5	176	72.9	
K287084		9.4	415	2.6	35.1	149	75.8	
K287085		7.9	259	1.9	29.0	137	73.5	
K287086		7.9	259	1.9	29.0	138	85.8	
K287087		6.5	280	2.3	27.2	167	84.1	
K287088		8.4	400	1.8	30.2	179	79.8	
K287089		6.7	293	2.4	28.9	173	74.5	
K287090		6.8	307	5.9	26.6	79	73.1	

***** See Appendix Page for comments regarding this certificate *****

ALS Canada Ltd.
2103 Dollarton Hwy
North Vancouver BC V7H 0A7
Phone: 604 984 0221 Fax: 604 984 0218 www.alsglobal.com

To: **SILVER RANGE RESOURCES LTD.**
C/O ARCHER, CATHRO & ASSOCIATES (1981) LIMITED
1016- 510 W HASTINGS ST
VANCOUVER BC V6B 1L8

Page: Appendix 1
Total # Appendix Pages: 1
Finalized Date: 24- AUG- 2012
Account: RANSIL

Project: KEG (Main - Group 2)

CERTIFICATE OF ANALYSIS WH12183393

Method	CERTIFICATE COMMENTS
ME- MS61	Interference: Ca> 10% on ICP- MS As, ICP- AES results shown.
ME- MS61	REE's may not be totally soluble in this method.

ALS Canada Ltd.

2103 Dollarton Hwy
North Vancouver BC V7H 0A7
Phone: 604 984 0221 Fax: 604 984 0218 www.alsglobal.com

To: **SILVER RANGE RESOURCES LTD.**
C/O ARCHER, CATHRO & ASSOCIATES (1981) LIMITED
1016-510 W HASTINGS ST
VANCOUVER BC V6B 1L8

Finalized Date: 24-AUG-2012
Account: RANSIL

CERTIFICATE WH12183394

Project: KEG (Main - Group 2)

P.O. No.: Batch 61

This report is for 36 Drill Core samples submitted to our lab in Whitehorse, YT, Canada on 6-AUG-2012.

The following have access to data associated with this certificate:

MATT DUMALA	JOAN MARIACHER	HEATHER SMITH

SAMPLE PREPARATION

ALS CODE	DESCRIPTION
WEI-21	Received Sample Weight
LOG-22	Sample login - Rcd w/o BarCode
CRU-31	Fine crushing - 70%<2mm
CRU-QC	Crushing QC Test
SPL-21	Split sample - riffle splitter
PUL-QC	Pulverizing QC Test
PUL-31	Pulverize split to 85%<75 um
LOG-22d	Sample login - Rcd w/o BarCode dup
SPL-21d	Split sample - duplicate
PUL-31d	Pulverize Split - duplicate
LOG-23	Pulp Login - Rcvd with Barcode

ANALYTICAL PROCEDURES

ALS CODE	DESCRIPTION	INSTRUMENT
Au-AA24	Au 50g FA AA finish	AAS
Sn-XRF05	Sn-Trace Level XRF Analysis	XRF
ME-MS61	48 element four acid ICP-MS	

To: **SILVER RANGE RESOURCES LTD.**
ATTN: JOAN MARIACHER
C/O ARCHER, CATHRO & ASSOCIATES (1981) LIMITED
1016-510 W HASTINGS ST
VANCOUVER BC V6B 1L8

This is the Final Report and supersedes any preliminary report with this certificate number. Results apply to samples as submitted. All pages of this report have been checked and approved for release.

***** See Appendix Page for comments regarding this certificate *****

Signature:

Colin Ramshaw, Vancouver Laboratory Manager

ALS Canada Ltd.
2103 Dollarton Hwy
North Vancouver BC V7H 0A7
Phone: 604 984 0221 Fax: 604 984 0218 www.alsglobal.com

To: **SILVER RANGE RESOURCES LTD.**
C/O ARCHER, CATHRO & ASSOCIATES (1981) LIMITED
1016-510 W HASTINGS ST
VANCOUVER BC V6B 1L8

Finalized Date: 24-AUG-2012
Account: RANSIL

Project: KEG (Main - Group 2)

CERTIFICATE OF ANALYSIS WH12183394

Sample Description	Method	WEI-21	Au-AA24	Sn-XRF05	ME-MS61	ME-MS61	ME-MS61	ME-MS61	ME-MS61	ME-MS61	ME-MS61	ME-MS61	ME-MS61	ME-MS61	ME-MS61	ME-MS61
	Analyte	Recvd Wt.	Au	Sn	Ag	Al	As	Ba	Be	Bi	Ca	Cd	Ce	Co	Cr	Cs
	Units	kg	ppm	ppm	ppm	%	ppm	ppm	ppm	ppm	%	ppm	ppm	ppm	ppm	ppm
	LOR	0.02	0.005	5	0.01	0.01	0.2	10	0.05	0.01	0.01	0.02	0.01	0.1	1	0.05
K285160		7.67	<0.005	<5	0.72	2.52	13	400	0.44	0.12	14.60	1.80	17.30	2.6	27	2.46
K285161		8.21	<0.005	<5	0.50	2.27	<5	510	0.57	0.10	15.30	0.98	20.6	2.5	32	1.71
K285162		7.93	<0.005	15	1.70	3.87	202	650	1.00	0.18	10.05	6.15	36.2	6.7	73	3.31
K285163		7.62	<0.005	38	3.77	3.14	32	850	0.77	0.27	10.85	3.85	36.8	4.9	46	3.49
K285164		3.52	<0.005	191	32.6	3.64	67.0	970	0.57	0.14	6.38	16.85	42.4	6.0	61	10.75
K285165		0.26	<0.005	169	14.50	4.03	131.0	1340	1.18	53.2	7.49	55.8	44.9	6.3	63	5.06
K285166		6.51	<0.005	64	9.17	3.50	52.9	1320	0.79	0.24	5.48	10.55	38.0	5.0	55	8.00
K285167		7.96	<0.005	163	4.04	3.72	213	1190	0.94	0.13	7.39	6.73	40.6	6.3	48	7.13
K285168		7.99	<0.005	133	14.70	3.81	159.5	960	1.13	0.28	6.08	15.70	45.1	7.2	65	3.94
K285169		8.52	<0.005	118	8.13	4.43	42.4	1010	1.14	0.46	5.88	22.7	52.4	6.4	70	4.09
K285170		4.54	<0.005	54	6.87	4.54	65.9	980	1.12	0.13	5.59	16.15	48.2	6.6	84	4.66
K285171		3.36	<0.005	<5	0.26	0.06	<5	20	0.06	0.08	19.50	0.11	1.61	0.6	1	0.21
K285172		6.84	<0.005	11	1.11	2.09	<5	870	0.77	0.12	19.00	3.90	25.2	3.1	105	3.39
K285173		3.99	<0.005	35	0.78	4.59	29.6	1220	0.99	0.17	0.86	12.35	48.8	4.1	55	9.69
K285174		3.40	<0.005	25	0.66	3.78	26.8	930	1.50	0.17	1.32	5.90	37.1	6.2	65	6.36
K285175		5.48	<0.005	32	0.63	3.71	26.6	840	1.43	0.09	2.26	4.08	33.9	7.2	60	5.69
K285176		<0.02	<0.005	34	0.59	3.86	28.2	790	1.39	0.09	2.30	4.02	35.0	7.2	62	5.57
K285177		6.52	<0.005	56	0.54	4.75	75.5	650	1.98	0.12	1.61	7.01	46.5	9.1	60	8.60
K285178		2.30	<0.005	35	1.12	4.88	76.1	720	1.75	0.17	0.97	11.55	44.9	11.2	65	9.26
K285179		3.71	<0.005	45	3.25	2.59	67.8	620	1.33	0.15	5.38	16.00	27.8	5.8	91	12.30
K285180		0.26	<0.005	170	13.75	3.93	129.0	1300	1.05	50.7	7.29	51.3	42.1	5.9	61	4.65
K285181		5.47	<0.005	40	0.19	5.19	31.5	1040	1.41	0.06	1.13	0.43	69.2	9.1	45	10.35
K285182		5.64	<0.005	44	0.28	5.65	17.0	1180	1.39	0.10	1.10	0.50	71.4	6.7	46	11.55
K285183		6.34	<0.005	30	0.47	5.94	28.5	1340	1.64	0.15	2.18	1.57	73.1	8.6	53	12.45
K285184		6.47	<0.005	25	6.29	3.14	26.5	590	1.32	1.83	2.16	29.9	29.8	6.2	54	10.85
K285185		6.61	<0.005	7	0.66	4.55	15.4	1070	2.36	0.22	1.81	3.60	43.0	8.0	65	16.05
K285186		7.44	<0.005	14	0.29	3.78	129.0	1030	1.93	0.08	2.18	2.15	38.2	6.6	58	8.64
K285187		3.20	<0.005	15	0.32	3.60	158.5	950	1.85	0.08	2.18	2.01	37.9	6.6	57	8.31
K285188		7.72	<0.005	15	0.55	3.55	27.0	910	1.81	0.17	2.14	26.5	35.7	6.3	70	8.80
K285189		8.29	<0.005	9	0.45	3.46	28.0	710	1.86	0.17	1.85	8.08	34.1	7.5	67	7.98
K285190		7.73	<0.005	19	0.22	5.06	90.7	1100	1.47	0.22	1.16	0.56	71.9	7.2	44	9.42
K285191		7.37	<0.005	36	4.38	4.76	3470	700	1.65	5.33	1.28	11.05	38.1	19.1	36	5.50
K285192		3.69	<0.005	<5	0.02	0.07	<5	30	0.06	0.03	20.2	0.09	1.39	1.1	1	0.18
K285193		6.19	<0.005	19	0.71	4.58	222	1000	1.67	0.49	2.88	4.20	68.2	12.8	32	12.30
K285194		8.01	<0.005	12	0.18	4.91	45.8	950	1.29	0.11	1.94	0.16	65.4	6.1	34	11.15
K285195		8.10	<0.005	12	0.24	5.91	27.0	1260	1.66	0.18	1.53	0.11	80.7	9.1	48	11.35

***** See Appendix Page for comments regarding this certificate *****

ALS Canada Ltd.
2103 Dollarton Hwy
North Vancouver BC V7H 0A7
Phone: 604 984 0221 Fax: 604 984 0218 www.alsglobal.com

To: **SILVER RANGE RESOURCES LTD.**
C/O ARCHER, CATHRO & ASSOCIATES (1981) LIMITED
1016-510 W HASTINGS ST
VANCOUVER BC V6B 1L8

Finalized Date: 24-AUG-2012
Account: RANSIL

Project: KEG (Main - Group 2)

CERTIFICATE OF ANALYSIS WH12183394

Sample Description	Method	ME-MS61	ME-MS61	ME-MS61	ME-MS61	ME-MS61	ME-MS61	ME-MS61	ME-MS61	ME-MS61	ME-MS61	ME-MS61	ME-MS61	ME-MS61	ME-MS61	ME-MS61
	Analyte	Cu	Fe	Ga	Ge	Hf	In	K	La	Li	Mg	Mn	Mo	Na	Nb	Ni
	Units	ppm	%	ppm	ppm	ppm	ppm	%	ppm	ppm	%	ppm	ppm	%	ppm	ppm
	LOR	0.2	0.01	0.05	0.05	0.1	0.005	0.01	0.5	0.2	0.01	5	0.05	0.01	0.1	0.2
K285160		25.2	0.79	4.36	0.11	1.0	0.025	1.10	9.3	12.6	0.76	245	11.45	0.28	3.0	24.1
K285161		27.3	0.88	4.68	0.13	1.2	0.010	1.14	10.8	11.7	0.81	253	7.88	0.52	3.6	21.5
K285162		70.1	1.86	8.13	0.16	1.6	0.089	1.82	21.9	28.9	1.61	274	26.7	0.42	5.6	64.0
K285163		60.9	1.37	6.48	0.14	1.6	0.053	1.68	19.0	21.5	1.81	544	14.15	0.26	5.4	45.1
K285164		167.0	2.06	9.67	0.30	2.3	0.220	2.16	24.4	39.0	2.09	969	4.53	0.16	7.8	42.0
K285165		704	3.25	11.35	0.23	1.4	2.22	1.71	24.8	35.9	2.08	1560	14.00	0.22	8.0	47.4
K285166		64.7	1.34	8.23	0.27	1.9	0.135	2.41	23.4	31.6	1.75	410	4.29	0.15	6.6	41.1
K285167		82.9	1.69	8.20	0.17	1.8	0.100	2.54	20.4	27.0	1.82	399	3.78	0.16	6.8	35.7
K285168		171.0	2.43	9.25	0.27	2.5	0.231	1.75	25.2	22.6	2.09	403	4.72	0.19	7.6	45.0
K285169		149.0	1.83	9.91	0.23	2.9	0.386	2.53	28.1	17.1	2.17	345	7.11	0.66	8.8	48.1
K285170		96.3	1.68	9.01	0.19	2.7	0.317	2.71	25.2	21.0	1.67	283	5.96	0.48	9.2	49.8
K285171		2.1	0.43	0.23	0.11	<0.1	0.008	0.03	0.8	1.2	12.45	191	0.18	<0.01	0.2	0.7
K285172		43.0	1.01	4.92	0.16	1.2	0.027	0.99	19.8	19.5	1.79	306	7.06	0.26	4.0	36.5
K285173		55.1	1.99	11.70	0.17	1.9	0.050	2.26	26.7	37.0	0.77	84	6.07	0.06	8.1	27.6
K285174		66.6	1.94	9.59	0.17	1.5	0.035	1.27	24.6	64.0	0.81	79	24.5	0.06	6.8	101.5
K285175		59.8	2.03	9.30	0.14	1.3	0.020	1.26	24.1	50.5	1.29	140	18.30	0.07	6.1	92.7
K285176		56.9	2.08	9.09	0.15	1.3	0.021	1.28	22.2	53.2	1.32	142	18.55	0.07	6.0	92.7
K285177		64.2	2.50	11.95	0.17	1.6	0.022	1.63	26.9	69.9	1.08	112	14.70	0.07	7.8	89.8
K285178		80.2	2.80	13.05	0.18	1.4	0.041	2.01	28.3	62.9	1.03	102	8.34	0.04	6.5	79.0
K285179		75.1	1.50	7.72	0.18	1.1	0.095	0.97	21.5	37.9	1.89	211	21.9	0.02	6.1	146.5
K285180		679	3.17	10.25	0.20	1.5	2.05	1.65	22.2	33.0	2.02	1520	12.80	0.21	7.2	44.8
K285181		59.4	2.43	14.20	0.19	2.3	<0.005	2.39	35.8	50.7	0.98	76	2.41	0.05	9.8	33.8
K285182		33.9	2.09	16.35	0.19	2.5	0.012	2.88	36.4	37.4	0.75	71	1.97	0.06	11.0	25.0
K285183		49.5	2.20	15.60	0.18	2.4	0.018	2.98	35.5	47.7	0.99	86	3.60	0.06	11.2	38.1
K285184		62.2	2.07	10.45	0.23	1.2	0.316	1.00	20.4	35.7	0.85	120	23.5	0.03	6.7	88.2
K285185		67.0	2.19	11.25	0.10	1.5	0.039	1.64	25.8	66.4	1.03	112	21.8	0.06	10.3	75.0
K285186		52.5	1.97	9.51	0.14	1.4	0.020	1.45	22.1	54.2	0.92	96	11.55	0.09	8.3	61.8
K285187		59.5	2.05	9.24	0.10	1.4	0.020	1.34	22.2	51.8	0.92	98	12.20	0.08	8.4	64.0
K285188		61.9	1.88	9.10	0.15	1.4	0.092	1.60	22.5	45.7	0.62	77	29.8	0.05	8.9	106.5
K285189		64.7	1.96	9.54	0.13	1.4	0.044	1.50	20.9	36.6	0.51	64	35.1	0.04	7.2	100.5
K285190		64.4	2.37	12.50	0.15	2.3	0.010	2.72	35.3	49.5	0.77	69	4.17	0.16	10.7	37.3
K285191		74.4	2.92	12.30	0.19	2.3	0.090	2.37	16.4	17.7	0.71	151	6.20	0.15	9.3	51.7
K285192		1.7	0.47	0.23	0.05	<0.1	<0.005	0.03	0.6	1.2	12.95	202	0.13	<0.01	0.3	1.8
K285193		42.3	2.54	9.54	0.17	2.1	0.014	2.22	32.9	38.8	0.71	241	2.87	0.08	8.8	100.5
K285194		30.9	1.67	11.10	0.15	2.1	0.007	2.50	31.2	39.0	0.70	109	2.24	0.11	9.4	31.7
K285195		34.4	2.76	15.15	0.17	2.5	0.014	3.04	40.3	57.9	0.97	113	2.64	0.10	12.6	30.5

***** See Appendix Page for comments regarding this certificate *****

ALS Canada Ltd.
2103 Dollarton Hwy
North Vancouver BC V7H 0A7
Phone: 604 984 0221 Fax: 604 984 0218 www.alsglobal.com

To: **SILVER RANGE RESOURCES LTD.**
C/O ARCHER, CATHRO & ASSOCIATES (1981) LIMITED
1016-510 W HASTINGS ST
VANCOUVER BC V6B 1L8

Finalized Date: 24-AUG-2012
Account: RANSIL

Project: KEG (Main - Group 2)

CERTIFICATE OF ANALYSIS WH12183394

Sample Description	Method	ME-MS61	ME-MS61	ME-MS61	ME-MS61	ME-MS61	ME-MS61	ME-MS61	ME-MS61	ME-MS61	ME-MS61	ME-MS61	ME-MS61	ME-MS61	ME-MS61	ME-MS61
	Analyte	P	Pb	Rb	Re	S	Sb	Sc	Se	Sn	Sr	Ta	Te	Th	Ti	Tl
	Units	ppm	ppm	ppm	ppm	%	ppm	ppm	ppm	ppm	ppm	ppm	ppm	ppm	%	ppm
	LOR	10	0.5	0.1	0.002	0.01	0.05	0.1	1	0.2	0.2	0.05	0.05	0.2	0.005	0.02
K285160		400	145.5	48.0	0.017	0.27	3.52	2.8	7	4.7	324	0.25	<0.05	2.7	0.109	0.67
K285161		510	86.6	54.3	0.009	0.46	1.72	3.5	5	4.7	433	0.28	<0.05	3.3	0.128	0.88
K285162		940	434	86.3	0.031	0.89	5.32	7.1	13	9.6	300	0.45	0.11	5.7	0.209	1.33
K285163		670	468	94.6	0.023	0.61	4.10	6.1	14	31.9	307	0.44	0.12	4.9	0.195	1.44
K285164		940	3680	195.5	0.035	1.17	15.15	10.4	66	177.5	223	0.60	0.27	6.6	0.260	2.82
K285165		1040	961	93.2	0.017	0.94	7.75	8.0	24	138.0	193.5	0.58	0.26	6.8	0.267	0.86
K285166		890	1700	182.5	0.025	0.55	6.81	9.8	45	58.0	190.5	0.49	0.39	5.4	0.211	2.25
K285167		560	872	154.0	0.020	0.87	5.94	7.9	13	81.7	259	0.53	0.13	6.3	0.225	1.98
K285168		930	3050	114.0	0.039	1.45	15.45	10.2	38	130.5	240	0.59	0.46	6.8	0.245	1.43
K285169		840	1260	134.0	0.038	0.97	7.19	9.9	19	102.0	345	0.69	0.19	8.1	0.297	1.66
K285170		1670	1995	150.5	0.025	0.93	8.73	8.7	19	49.5	361	0.71	0.17	7.9	0.313	1.81
K285171		140	8.1	1.7	0.002	0.01	0.15	0.2	<1	0.6	45.4	<0.05	<0.05	<0.2	<0.005	0.02
K285172		5370	133.0	63.1	0.028	0.60	3.17	5.5	12	7.5	676	0.29	0.05	3.6	0.138	1.10
K285173		1730	55.9	142.0	0.011	0.45	6.20	8.2	9	35.4	119.5	0.61	<0.05	8.8	0.223	2.02
K285174		2170	58.1	111.0	0.027	1.02	7.93	7.6	8	24.5	106.0	0.47	<0.05	5.9	0.189	1.63
K285175		1880	32.8	100.5	0.032	1.29	9.13	7.1	7	28.2	156.5	0.41	0.05	5.7	0.177	1.46
K285176		1830	34.5	94.6	0.028	1.33	9.13	6.9	7	27.8	159.0	0.44	<0.05	5.8	0.179	1.53
K285177		1000	45.1	122.5	0.026	1.53	11.80	8.9	7	53.5	108.0	0.55	0.07	7.4	0.219	1.84
K285178		750	121.0	132.5	0.023	1.57	8.50	9.4	11	31.5	81.9	0.48	0.09	7.0	0.214	1.92
K285179		5350	260	80.3	0.044	0.90	27.3	5.6	19	42.5	114.5	0.35	0.22	4.5	0.129	1.31
K285180		1000	936	87.5	0.020	0.94	7.21	7.1	22	135.5	186.5	0.55	0.26	6.8	0.256	0.81
K285181		530	10.5	150.5	0.002	1.33	2.84	8.5	3	37.6	116.0	0.72	<0.05	13.1	0.254	1.85
K285182		490	34.8	176.0	0.005	1.04	3.51	9.0	2	42.7	117.0	0.81	<0.05	14.1	0.275	2.03
K285183		630	44.8	161.0	0.006	1.16	6.74	9.6	4	22.2	116.5	0.89	<0.05	13.2	0.298	2.07
K285184		1520	1420	91.9	0.026	1.38	15.65	5.8	41	18.4	73.5	0.47	0.80	5.3	0.156	1.52
K285185		1310	44.4	102.5	0.027	1.30	7.72	9.0	11	9.3	132.5	0.69	0.09	7.1	0.214	1.52
K285186		2830	18.8	101.0	0.025	0.89	6.64	7.8	8	13.6	193.0	0.57	0.10	6.2	0.188	1.45
K285187		2790	16.1	96.8	0.023	1.00	7.52	7.9	8	13.8	184.5	0.57	0.13	5.9	0.182	1.33
K285188		3310	37.2	112.5	0.048	1.05	9.09	7.6	15	13.9	205	0.61	0.07	6.1	0.182	1.43
K285189		3090	34.8	110.5	0.032	1.02	9.49	7.5	15	11.3	92.9	0.50	0.06	5.8	0.174	1.38
K285190		710	11.2	156.5	0.007	1.30	4.65	8.0	8	18.5	181.5	0.79	0.08	13.6	0.241	2.18
K285191		420	361	137.5	0.004	1.85	64.2	6.6	23	36.4	97.3	0.70	2.30	12.9	0.210	1.89
K285192		160	2.2	1.7	<0.002	0.02	0.17	0.3	1	0.2	48.0	<0.05	<0.05	<0.2	<0.005	<0.02
K285193		430	60.1	133.0	<0.002	1.61	14.45	6.5	13	19.6	119.5	0.67	0.16	12.3	0.200	1.80
K285194		460	11.7	141.5	0.004	0.85	5.01	6.7	5	14.2	146.5	0.69	<0.05	12.8	0.215	1.83
K285195		560	11.5	172.0	0.003	1.44	5.76	10.2	5	10.9	125.5	0.94	0.08	15.0	0.288	2.18

***** See Appendix Page for comments regarding this certificate *****

ALS Canada Ltd.
2103 Dollarton Hwy
North Vancouver BC V7H 0A7
Phone: 604 984 0221 Fax: 604 984 0218 www.alsglobal.com

To: **SILVER RANGE RESOURCES LTD.**
C/O ARCHER, CATHRO & ASSOCIATES (1981) LIMITED
1016- 510 W HASTINGS ST
VANCOUVER BC V6B 1L8

Finalized Date: 24- AUG- 2012
Account: RANSIL

Project: KEG (Main - Group 2)

CERTIFICATE OF ANALYSIS WH12183394

Sample Description	Method	ME-MS61	ME-MS61	ME-MS61	ME-MS61	ME-MS61	ME-MS61
	Analyte	U	V	W	Y	Zn	Zr
	Units	ppm	ppm	ppm	ppm	ppm	ppm
	LOR	0.1	1	0.1	0.1	2	0.5
K285160		2.1	85	0.5	10.9	159	33.8
K285161		2.4	68	0.5	12.0	91	40.4
K285162		4.8	216	1.4	26.4	550	61.1
K285163		3.9	137	0.9	22.9	425	74.3
K285164		4.0	103	1.0	33.5	1700	81.0
K285165		3.3	126	2.4	25.4	2900	53.1
K285166		3.5	94	0.8	29.4	1050	73.0
K285167		2.9	92	1.3	21.4	581	63.8
K285168		4.0	90	1.2	31.3	1290	78.7
K285169		4.0	95	1.2	30.7	1840	99.3
K285170		4.0	91	1.0	30.0	1250	97.5
K285171		0.5	3	0.1	0.8	18	0.5
K285172		5.4	97	0.8	29.9	150	45.5
K285173		6.9	233	1.3	18.3	141	62.0
K285174		6.3	508	1.4	23.3	464	56.5
K285175		5.6	480	1.1	26.4	387	47.2
K285176		5.8	491	1.1	26.2	399	49.5
K285177		5.9	316	1.3	27.4	544	58.3
K285178		7.4	253	1.0	21.5	376	48.6
K285179		9.0	1070	1.2	34.6	1500	50.2
K285180		3.3	123	2.7	23.5	2810	47.4
K285181		4.1	88	1.2	18.7	62	77.0
K285182		3.2	91	1.3	17.3	61	79.8
K285183		3.9	157	1.2	21.2	123	72.6
K285184		6.7	539	1.1	21.7	2080	47.4
K285185		7.8	395	1.1	26.1	226	54.7
K285186		6.2	319	1.3	26.3	150	52.4
K285187		6.1	340	1.3	26.9	136	51.7
K285188		9.9	646	1.7	26.6	1810	54.3
K285189		9.5	623	1.4	26.1	545	51.3
K285190		4.0	143	1.0	20.8	123	79.7
K285191		3.3	67	2.2	20.0	1220	77.7
K285192		0.5	4	0.1	0.9	17	0.5
K285193		4.7	56	1.0	36.0	1990	74.3
K285194		4.2	58	1.0	17.7	246	73.9
K285195		4.0	95	1.2	19.9	16	83.6

***** See Appendix Page for comments regarding this certificate *****

ALS Canada Ltd.
2103 Dollarton Hwy
North Vancouver BC V7H 0A7
Phone: 604 984 0221 Fax: 604 984 0218 www.alsglobal.com

To: **SILVER RANGE RESOURCES LTD.**
C/O ARCHER, CATHRO & ASSOCIATES (1981) LIMITED
1016- 510 W HASTINGS ST
VANCOUVER BC V6B 1L8

Page: Appendix 1
Total # Appendix Pages: 1
Finalized Date: 24- AUG- 2012
Account: RANSIL

Project: KEG (Main - Group 2)

CERTIFICATE OF ANALYSIS WH12183394

Method	CERTIFICATE COMMENTS
ME- MS61	Interference: Ca> 10% on ICP- MS As, ICP- AES results shown.
ME- MS61	REE's may not be totally soluble in this method.

ALS Canada Ltd.
2103 Dollarton Hwy
North Vancouver BC V7H 0A7
Phone: 604 984 0221 Fax: 604 984 0218 www.alsglobal.com

To: **SILVER RANGE RESOURCES LTD.**
C/O ARCHER, CATHRO & ASSOCIATES (1981) LIMITED
1016-510 W HASTINGS ST
VANCOUVER BC V6B 1L8

Finalized Date: 27-AUG-2012
Account: RANSIL

CERTIFICATE WH12183395

Project: KEG - Group 3

P.O. No.:

This report is for 15 Rock samples submitted to our lab in Whitehorse, YT, Canada on 6-AUG-2012.

The following have access to data associated with this certificate:

MATT DUMALA	JOAN MARIACHER	HEATHER SMITH

SAMPLE PREPARATION

ALS CODE	DESCRIPTION
WEI-21	Received Sample Weight
LOG-22	Sample login - Rcd w/o BarCode
CRU-31	Fine crushing - 70%<2mm
CRU-QC	Crushing QC Test
SPL-21	Split sample - riffle splitter
PUL-QC	Pulverizing QC Test
PUL-31	Pulverize split to 85%<75 um

ANALYTICAL PROCEDURES

ALS CODE	DESCRIPTION	INSTRUMENT
Au-AA24	Au 50g FA AA finish	AAS
ME-OG62	Ore Grade Elements - Four Acid	ICP-AES
ME-MS61	48 element four acid ICP-MS	
Ag-OG62	Ore Grade Ag - Four Acid	VARIABLE
Pb-OG62	Ore Grade Pb - Four Acid	VARIABLE
Zn-OG62	Ore Grade Zn - Four Acid	VARIABLE
W-XRF05	Trace Level W XRF Analysis	XRF
Sn-XRF05	Sn-Trace Level XRF Analysis	XRF

To: **SILVER RANGE RESOURCES LTD.**
ATTN: JOAN MARIACHER
C/O ARCHER, CATHRO & ASSOCIATES (1981) LIMITED
1016-510 W HASTINGS ST
VANCOUVER BC V6B 1L8

This is the Final Report and supersedes any preliminary report with this certificate number. Results apply to samples as submitted. All pages of this report have been checked and approved for release.

***** See Appendix Page for comments regarding this certificate *****

Signature:

Colin Ramshaw, Vancouver Laboratory Manager

ALS Canada Ltd.
2103 Dollarton Hwy
North Vancouver BC V7H 0A7
Phone: 604 984 0221 Fax: 604 984 0218 www.alsglobal.com

To: **SILVER RANGE RESOURCES LTD.**
C/O ARCHER, CATHRO & ASSOCIATES (1981) LIMITED
1016- 510 W HASTINGS ST
VANCOUVER BC V6B 1L8

Finalized Date: 27- AUG- 2012
Account: RANSIL

Project: KEG - Group 3

CERTIFICATE OF ANALYSIS WH12183395

Sample Description	Method	WEI-21	Au-AA24	ME-MS61	ME-MS61	ME-MS61	ME-MS61	ME-MS61	ME-MS61	ME-MS61	ME-MS61	ME-MS61	ME-MS61	ME-MS61	ME-MS61	ME-MS61
	Analyte	Recvd Wt.	Au	Ag	Al	As	Ba	Be	Bi	Ca	Cd	Ce	Co	Cr	Cs	Cu
	Units	kg	ppm	ppm	%	ppm	ppm	ppm	ppm	%	ppm	ppm	ppm	ppm	ppm	ppm
	LOR	0.02	0.005	0.01	0.01	0.2	10	0.05	0.01	0.01	0.02	0.01	0.1	1	0.05	0.2
L840654		0.16	0.006	14.35	0.58	>10000	110	0.12	15.95	0.17	3.41	6.31	7.2	10	1.04	1655
L840655		0.37	0.009	>100	2.91	1300	270	1.89	402	2.31	5.11	43.7	0.6	47	2.14	485
L840656		0.60	<0.005	>100	2.51	>10000	80	1.76	20.3	5.34	130.0	39.5	3.0	43	0.76	282
L840657		0.18	0.023	>100	4.50	494	90	2.56	150.5	6.85	166.5	37.8	2.8	33	0.51	2460
L840658		0.39	<0.005	>100	1.80	2300	280	0.51	138.5	1.80	13.65	32.6	0.6	36	3.41	359
L840659		0.34	<0.005	>100	1.63	4650	340	0.70	87.7	4.26	375	33.1	7.7	34	1.78	871
L840660		0.36	0.013	86.9	0.15	>10000	40	0.20	101.5	0.28	21.0	0.46	31.1	<1	1.32	79.4
L840661		0.24	<0.005	51.2	0.48	>10000	110	0.14	49.5	0.25	39.2	7.39	5.3	10	1.67	858
L840662		0.63	0.008	>100	1.29	>10000	100	1.77	132.0	0.66	372	24.5	1.2	18	3.22	3650
L840663		0.58	<0.005	>100	0.69	>10000	140	0.15	153.0	0.71	226	21.4	1.0	17	2.21	4510
L840670		0.40	0.196	>100	1.09	>10000	280	0.23	79.8	0.03	11.65	16.20	5.8	19	0.66	212
L840671		0.23	0.007	13.75	2.56	2220	490	1.23	4.02	0.07	18.90	57.3	5.4	36	2.56	193.0
L840672		Not Recvd														
L840673		0.25	0.165	>100	0.85	>10000	330	0.31	74.4	0.03	6.10	20.9	1.7	15	0.68	57.3
L840674		0.05	1.045	64.7	0.88	>10000	240	0.36	10.50	0.01	3.78	3.27	4.9	15	0.46	89.6

***** See Appendix Page for comments regarding this certificate *****

ALS Canada Ltd.
2103 Dollarton Hwy
North Vancouver BC V7H 0A7
Phone: 604 984 0221 Fax: 604 984 0218 www.alsglobal.com

To: **SILVER RANGE RESOURCES LTD.**
C/O ARCHER, CATHRO & ASSOCIATES (1981) LIMITED
1016- 510 W HASTINGS ST
VANCOUVER BC V6B 1L8

Finalized Date: 27- AUG- 2012
Account: RANSIL

Project: KEG - Group 3

CERTIFICATE OF ANALYSIS WH12183395

Sample Description	Method	ME-MS61	ME-MS61	ME-MS61	ME-MS61	ME-MS61	ME-MS61	ME-MS61	ME-MS61	ME-MS61	ME-MS61	ME-MS61	ME-MS61	ME-MS61	ME-MS61	ME-MS61
	Analyte	Fe	Ga	Ge	Hf	In	K	La	Li	Mg	Mn	Mo	Na	Nb	Ni	P
	Units	%	ppm	ppm	ppm	ppm	%	ppm	ppm	%	ppm	ppm	%	ppm	ppm	ppm
	LOR	0.01	0.05	0.05	0.1	0.005	0.01	0.5	0.2	0.01	5	0.05	0.01	0.1	0.2	10
L840654		25.9	2.51	2.00	0.2	0.453	0.10	3.5	9.4	0.19	108	9.41	0.02	1.2	40.5	370
L840655		7.92	9.89	1.22	2.0	9.53	1.00	29.0	95.7	1.29	4280	9.17	0.03	6.0	5.5	3530
L840656		10.40	11.45	1.63	1.0	2.90	0.04	23.1	109.5	2.48	4900	3.46	0.06	4.8	17.8	1620
L840657		4.49	22.2	1.26	1.1	7.59	0.05	26.8	19.4	0.39	1640	7.17	0.01	4.9	5.6	2680
L840658		4.74	6.48	0.81	1.2	4.14	0.43	19.2	83.4	0.92	566	4.85	0.19	4.1	3.9	3080
L840659		2.76	7.55	1.27	1.2	5.78	0.53	19.0	112.0	1.77	1760	4.59	0.05	3.7	18.7	2840
L840660		29.8	0.69	1.20	<0.1	0.348	0.03	<0.5	2.7	0.14	125	9.03	<0.01	0.6	40.9	20
L840661		21.8	1.92	1.64	0.2	0.692	0.16	3.8	15.1	0.21	165	9.25	0.01	1.2	8.6	580
L840662		20.5	10.20	3.33	0.7	16.00	0.14	13.3	78.7	1.03	1180	6.61	<0.01	2.3	16.3	1250
L840663		13.35	5.46	2.20	0.7	7.81	0.23	13.4	32.2	0.46	378	6.39	0.01	2.1	10.9	1520
L840670		7.80	3.10	3.70	0.4	9.17	1.11	13.1	3.8	0.06	31	6.97	0.02	2.1	16.4	310
L840671		6.83	5.54	0.18	1.8	4.46	0.73	27.3	11.9	0.27	700	1.05	0.03	11.2	97.1	1130
L840672																
L840673		5.80	1.38	1.24	0.2	0.299	0.86	14.1	5.5	0.02	43	20.4	0.02	1.2	4.5	220
L840674		17.75	1.63	0.88	0.3	0.623	0.77	1.7	2.2	0.03	36	16.15	0.01	1.5	6.7	4120

***** See Appendix Page for comments regarding this certificate *****

ALS Canada Ltd.
2103 Dollarton Hwy
North Vancouver BC V7H 0A7
Phone: 604 984 0221 Fax: 604 984 0218 www.alsglobal.com

To: **SILVER RANGE RESOURCES LTD.**
C/O ARCHER, CATHRO & ASSOCIATES (1981) LIMITED
1016- 510 W HASTINGS ST
VANCOUVER BC V6B 1L8

Finalized Date: 27- AUG- 2012
Account: RANSIL

Project: KEG - Group 3

CERTIFICATE OF ANALYSIS WH12183395

Sample Description	Method	ME-MS61	ME-MS61	ME-MS61	ME-MS61	ME-MS61	ME-MS61	ME-MS61	ME-MS61	ME-MS61	ME-MS61	ME-MS61	ME-MS61	ME-MS61	ME-MS61	ME-MS61
	Analyte	Pb	Rb	Re	S	Sb	Sc	Se	Sn	Sr	Ta	Te	Th	Ti	Tl	U
	Units	ppm	ppm	ppm	%	ppm	ppm	ppm	ppm	ppm	ppm	ppm	ppm	%	ppm	ppm
	LOR	0.5	0.1	0.002	0.01	0.05	0.1	1	0.2	0.2	0.05	0.05	0.2	0.005	0.02	0.1
L840654		785	7.6	0.002	>10.0	216	0.9	493	49.3	14.0	0.07	28.8	0.9	0.031	0.22	0.9
L840655		>10000	84.8	0.002	0.58	26.8	3.5	365	379	58.8	0.48	1.60	5.3	0.204	1.29	4.1
L840656		>10000	3.7	0.003	5.55	161.5	4.1	447	>500	64.6	0.36	10.15	4.3	0.152	0.33	2.8
L840657		>10000	2.6	0.003	2.75	28.7	2.7	373	277	30.4	0.38	1.56	4.3	0.159	0.72	3.1
L840658		>10000	27.9	0.002	0.47	74.1	2.5	231	180.5	73.1	0.33	1.54	3.9	0.143	0.69	3.0
L840659		>10000	35.2	0.005	1.78	140.5	2.4	386	218	98.7	0.30	2.28	4.1	0.128	0.61	2.7
L840660		>10000	8.2	0.011	>10.0	178.5	0.4	226	39.8	23.3	<0.05	19.50	<0.2	<0.005	0.55	0.1
L840661		7270	14.3	0.002	>10.0	165.5	1.4	380	80.7	29.8	0.07	26.5	1.1	0.030	0.38	1.0
L840662		>10000	10.9	<0.002	9.29	261	2.4	889	436	30.8	0.18	30.4	2.6	0.069	0.91	1.9
L840663		>10000	17.2	<0.002	6.04	156.0	1.5	622	363	36.2	0.17	20.0	2.0	0.067	0.89	2.2
L840670		>10000	42.4	0.003	3.66	1435	2.5	>1000	110.0	43.1	0.16	54.7	2.3	0.056	1.07	4.1
L840671		2130	81.0	<0.002	0.13	165.0	7.7	18	58.1	24.3	0.45	0.57	19.2	0.111	1.16	4.9
L840672																
L840673		>10000	29.3	0.002	0.70	916	1.3	381	27.2	34.7	0.08	38.5	2.2	0.034	0.57	2.2
L840674		2610	30.5	0.002	3.67	1025	5.5	202	103.0	22.2	0.07	73.3	32.7	0.035	0.91	6.7

***** See Appendix Page for comments regarding this certificate *****

ALS Canada Ltd.
2103 Dollarton Hwy
North Vancouver BC V7H 0A7
Phone: 604 984 0221 Fax: 604 984 0218 www.alsglobal.com

To: **SILVER RANGE RESOURCES LTD.**
C/O ARCHER, CATHRO & ASSOCIATES (1981) LIMITED
1016-510 W HASTINGS ST
VANCOUVER BC V6B 1L8

Finalized Date: 27-AUG-2012
Account: RANSIL

Project: KEG - Group 3

CERTIFICATE OF ANALYSIS WH12183395

Sample Description	Method	ME-MS61	ME-MS61	ME-MS61	ME-MS61	ME-MS61	Ag-OG62	Pb-OG62	Zn-OG62	W-XRF05	Sn-XRF05
	Analyte	V	W	Y	Zn	Zr	Ag	Pb	Zn	W	Sn
	Units	ppm	ppm	ppm	ppm	ppm	ppm	%	%	ppm	ppm
	LOR	1	0.1	0.1	2	0.5	1	0.001	0.001	10	5
L840654		35	0.2	7.4	117	6.3					
L840655		142	85.1	34.5	1740	65.1	267	3.07			
L840656		69	75.2	22.9	8810	34.1	122	3.11			604
L840657		74	4.3	26.6	5970	39.1	189	2.95			
L840658		51	104.5	21.6	1500	37.9	141	2.32			
L840659		64	590	21.5	>10000	39.7	170	3.23	2.18	710	
L840660		14	22.5	0.6	281	1.3		1.090			
L840661		21	27.0	10.4	2190	7.6					
L840662		76	7.2	17.5	>10000	23.1	238	4.53	1.820		
L840663		46	3.4	16.2	>10000	20.6	221	3.16	1.210		
L840670		70	0.7	1.9	381	12.7	1330	10.85			
L840671		95	2.2	30.0	4490	66.3					
L840672											
L840673		39	0.8	2.7	176	8.5	707	4.44			
L840674		49	1.7	1.9	153	11.4					

***** See Appendix Page for comments regarding this certificate *****

ALS Canada Ltd.
2103 Dollarton Hwy
North Vancouver BC V7H 0A7
Phone: 604 984 0221 Fax: 604 984 0218 www.alsglobal.com

To: **SILVER RANGE RESOURCES LTD.**
C/O ARCHER, CATHRO & ASSOCIATES (1981) LIMITED
1016- 510 W HASTINGS ST
VANCOUVER BC V6B 1L8

Page: Appendix 1
Total # Appendix Pages: 1
Finalized Date: 27- AUG- 2012
Account: RANSIL

Project: KEG - Group 3

CERTIFICATE OF ANALYSIS WH12183395

Method	CERTIFICATE COMMENTS
ME-MS61	REE's may not be totally soluble in this method.

ALS Canada Ltd.

2103 Dollarton Hwy
North Vancouver BC V7H 0A7
Phone: 604 984 0221 Fax: 604 984 0218 www.alsglobal.com

To: **SILVER RANGE RESOURCES LTD.**
C/O ARCHER, CATHRO & ASSOCIATES (1981) LIMITED
1016-510 W HASTINGS ST
VANCOUVER BC V6B 1L8

Finalized Date: 27-AUG-2012
Account: RANSIL

CERTIFICATE WH12183396

Project: KEG - Group 2

P.O. No.:

This report is for 16 Rock samples submitted to our lab in Whitehorse, YT, Canada on 6-AUG-2012.

The following have access to data associated with this certificate:

MATT DUMALA	JOAN MARIACHER	HEATHER SMITH

SAMPLE PREPARATION

ALS CODE	DESCRIPTION
WEI-21	Received Sample Weight
LOG-22	Sample login - Rcd w/o BarCode
CRU-31	Fine crushing - 70%<2mm
CRU-QC	Crushing QC Test
SPL-21	Split sample - riffle splitter
PUL-QC	Pulverizing QC Test
PUL-31	Pulverize split to 85%<75 um

ANALYTICAL PROCEDURES

ALS CODE	DESCRIPTION	INSTRUMENT
Au-AA24	Au 50g FA AA finish	AAS
ME-OG62	Ore Grade Elements - Four Acid	ICP-AES
ME-MS61	48 element four acid ICP-MS	
Ag-OG62	Ore Grade Ag - Four Acid	VARIABLE

To: **SILVER RANGE RESOURCES LTD.**
ATTN: JOAN MARIACHER
C/O ARCHER, CATHRO & ASSOCIATES (1981) LIMITED
1016-510 W HASTINGS ST
VANCOUVER BC V6B 1L8

This is the Final Report and supersedes any preliminary report with this certificate number. Results apply to samples as submitted. All pages of this report have been checked and approved for release.

***** See Appendix Page for comments regarding this certificate *****

Signature:

Colin Ramshaw, Vancouver Laboratory Manager

ALS Canada Ltd.
2103 Dollarton Hwy
North Vancouver BC V7H 0A7
Phone: 604 984 0221 Fax: 604 984 0218 www.alsglobal.com

To: **SILVER RANGE RESOURCES LTD.**
C/O ARCHER, CATHRO & ASSOCIATES (1981) LIMITED
1016- 510 W HASTINGS ST
VANCOUVER BC V6B 1L8

Finalized Date: 27- AUG- 2012
Account: RANSIL

Project: KEG - Group 2

CERTIFICATE OF ANALYSIS WH12183396

Sample Description	Method	WEI-21	Au-AA24	ME-MS61	ME-MS61	ME-MS61	ME-MS61	ME-MS61	ME-MS61	ME-MS61	ME-MS61	ME-MS61	ME-MS61	ME-MS61	ME-MS61	ME-MS61
	Analyte	Recvd Wt.	Au	Ag	Al	As	Ba	Be	Bi	Ca	Cd	Ce	Co	Cr	Cs	Cu
	Units	kg	ppm	ppm	%	ppm	ppm	ppm	ppm	%	ppm	ppm	ppm	ppm	ppm	ppm
	LOR	0.02	0.005	0.01	0.01	0.2	10	0.05	0.01	0.01	0.02	0.01	0.1	1	0.05	0.2
L840636		0.30	<0.005	0.40	0.71	60.9	80	0.44	1.05	2.54	1.14	11.85	3.4	11	1.20	15.1
L840637		0.32	<0.005	0.35	0.13	37.0	40	0.07	0.86	0.30	2.96	3.73	0.5	16	0.10	10.7
L840638		0.39	0.027	23.6	3.06	2720	290	1.43	20.5	0.16	1.99	29.7	2.8	47	0.37	128.0
L840639		0.03	<0.005	3.53	3.88	2000	1690	0.41	9.98	0.13	5.92	32.5	0.5	18	2.26	75.5
L840640		0.38	0.012	23.8	0.48	5820	1050	0.18	10.90	0.02	17.05	34.7	0.6	18	0.66	85.1
L840641		0.36	<0.005	2.71	0.15	125.5	40	0.19	4.31	0.09	3.36	3.18	0.8	25	0.50	57.1
L840642		0.15	<0.005	0.43	1.38	93	200	0.12	0.89	15.65	0.26	24.4	3.4	11	0.96	18.4
L840643		0.70	<0.005	0.90	6.91	9.2	500	1.15	2.16	5.20	1.28	80.3	11.6	40	3.80	36.4
L840644		0.33	0.277	43.4	2.10	>10000	230	0.73	90.6	0.09	3.67	15.75	199.0	51	1.35	121.0
L840664		0.18	0.365	33.1	0.39	>10000	420	0.07	116.5	0.01	3.04	0.57	6.2	18	0.17	43.5
L840665		0.40	0.073	34.2	2.10	>10000	780	0.43	164.0	0.02	0.53	4.75	2.1	18	1.04	12.4
L840666		0.47	0.236	>100	0.99	>10000	210	0.71	2590	0.03	1.67	4.25	2.4	23	0.48	50.0
L840667		0.23	0.110	43.4	1.74	>10000	30	1.04	87.4	0.03	1.87	6.76	24.7	39	0.66	97.9
L840668		0.47	0.428	93.8	0.60	>10000	220	0.12	188.0	0.01	0.59	0.95	54.3	9	0.27	33.0
L840669		0.40	0.008	5.63	2.23	2450	290	0.39	85.2	0.96	0.47	4.56	4.9	23	0.46	10.9
L840672		0.16	<0.005	2.31	2.93	915	210	1.56	1.57	0.03	3.49	35.8	2.0	37	1.48	48.5

***** See Appendix Page for comments regarding this certificate *****

ALS Canada Ltd.
2103 Dollarton Hwy
North Vancouver BC V7H 0A7
Phone: 604 984 0221 Fax: 604 984 0218 www.alsglobal.com

To: **SILVER RANGE RESOURCES LTD.**
C/O ARCHER, CATHRO & ASSOCIATES (1981) LIMITED
1016- 510 W HASTINGS ST
VANCOUVER BC V6B 1L8

Finalized Date: 27- AUG- 2012
Account: RANSIL

Project: KEG - Group 2

CERTIFICATE OF ANALYSIS WH12183396

Sample Description	Method	ME-MS61	ME-MS61	ME-MS61	ME-MS61	ME-MS61	ME-MS61	ME-MS61	ME-MS61	ME-MS61	ME-MS61	ME-MS61	ME-MS61	ME-MS61	ME-MS61	ME-MS61
	Analyte	Fe	Ga	Ge	Hf	In	K	La	Li	Mg	Mn	Mo	Na	Nb	Ni	P
	Units	%	ppm	ppm	ppm	ppm	%	ppm	ppm	%	ppm	ppm	%	ppm	ppm	ppm
	LOR	0.01	0.05	0.05	0.1	0.005	0.01	0.5	0.2	0.01	5	0.05	0.01	0.1	0.2	10
L840636		2.22	1.80	0.05	0.5	0.032	0.10	6.1	5.3	3.42	540	0.72	0.02	1.8	15.0	170
L840637		0.94	0.59	<0.05	0.2	0.407	0.01	2.0	4.4	0.43	60	0.38	0.01	0.3	1.8	90
L840638		6.95	11.45	0.20	1.0	0.513	0.20	18.5	9.3	0.99	41	28.1	0.16	5.0	7.4	890
L840639		6.50	10.30	0.15	1.0	2.68	2.35	13.0	48.1	0.19	83	0.88	0.02	4.7	5.6	670
L840640		7.67	2.99	0.20	0.3	1.275	0.70	14.7	8.7	0.03	50	3.81	<0.01	0.5	9.0	850
L840641		2.64	1.22	0.09	0.1	0.357	0.02	1.6	7.1	0.57	140	0.45	0.01	0.3	5.7	90
L840642		3.74	3.56	0.14	0.6	0.028	1.35	11.6	4.1	1.00	186	0.21	0.17	11.7	3.8	790
L840643		5.88	14.45	0.26	3.2	0.329	4.72	38.5	17.6	3.01	659	0.23	0.24	54.7	19.7	2800
L840644		14.60	9.26	0.76	0.7	0.255	1.01	6.0	11.9	0.81	72	1.22	0.02	2.9	56.4	260
L840664		18.90	2.60	1.05	0.4	0.369	0.37	<0.5	1.5	0.02	32	1.24	0.01	1.1	0.7	130
L840665		5.39	4.14	0.25	1.2	0.135	2.71	2.3	4.6	0.13	27	0.60	0.04	4.8	1.6	230
L840666		8.17	4.02	0.41	0.6	0.118	1.06	2.1	3.7	0.15	25	1.49	0.04	2.1	1.6	210
L840667		6.60	9.83	0.42	0.2	0.086	0.10	1.7	18.0	1.29	58	0.45	0.05	0.7	4.6	120
L840668		15.90	1.17	1.27	0.4	0.132	0.70	0.5	1.8	0.03	15	0.62	0.01	1.4	10.5	130
L840669		1.25	7.61	0.09	0.8	0.037	1.22	1.1	28.8	1.67	147	0.86	0.02	2.8	19.7	130
L840672		3.26	4.82	0.11	1.4	1.365	0.34	18.9	30.8	0.07	181	0.89	0.01	12.7	51.3	710

***** See Appendix Page for comments regarding this certificate *****

ALS Canada Ltd.
2103 Dollarton Hwy
North Vancouver BC V7H 0A7
Phone: 604 984 0221 Fax: 604 984 0218 www.alsglobal.com

To: **SILVER RANGE RESOURCES LTD.**
C/O ARCHER, CATHRO & ASSOCIATES (1981) LIMITED
1016- 510 W HASTINGS ST
VANCOUVER BC V6B 1L8

Finalized Date: 27- AUG- 2012
Account: RANSIL

Project: KEG - Group 2

CERTIFICATE OF ANALYSIS WH12183396

Sample Description	Method	ME-MS61	ME-MS61	ME-MS61	ME-MS61	ME-MS61	ME-MS61	ME-MS61	ME-MS61	ME-MS61	ME-MS61	ME-MS61	ME-MS61	ME-MS61	ME-MS61	ME-MS61
	Analyte	Pb	Rb	Re	S	Sb	Sc	Se	Sn	Sr	Ta	Te	Th	Ti	Tl	U
	Units	ppm	ppm	ppm	%	ppm	ppm	ppm	ppm	ppm	ppm	ppm	ppm	%	ppm	ppm
	LOR	0.5	0.1	0.002	0.01	0.05	0.1	1	0.2	0.2	0.05	0.05	0.2	0.005	0.02	0.1
L840636		25.9	6.2	<0.002	0.01	13.70	1.4	2	1.9	12.1	0.12	<0.05	1.8	0.039	0.05	0.6
L840637		19.3	0.5	<0.002	0.21	1.76	0.6	3	2.2	2.8	<0.05	<0.05	0.7	0.008	0.03	0.2
L840638		3730	2.2	0.002	0.40	2230	5.5	34	70.5	274	0.35	1.91	8.2	0.135	0.72	5.9
L840639		1480	116.0	<0.002	1.16	136.5	2.0	7	37.1	137.5	0.27	0.19	6.4	0.082	1.87	2.6
L840640		5550	50.0	<0.002	1.14	1335	1.6	23	286	25.6	<0.05	0.49	3.9	0.007	1.89	1.3
L840641		132.5	1.9	<0.002	0.01	35.0	0.9	2	12.6	3.5	<0.05	<0.05	0.7	0.009	0.04	0.4
L840642		26.9	38.4	<0.002	>10.0	1.39	3.9	3	5.2	213	0.64	<0.05	1.4	0.247	0.38	0.3
L840643		12.5	124.5	<0.002	2.84	2.74	15.5	5	31.3	363	3.67	0.05	4.4	1.215	1.68	1.1
L840644		765	65.0	0.002	4.39	181.0	5.1	163	71.0	37.8	0.20	80.2	3.7	0.080	0.53	5.6
L840664		104.0	12.6	<0.002	1.57	239	2.6	254	12.0	8.5	0.06	153.5	1.3	0.026	0.27	0.3
L840665		543	92.3	<0.002	1.67	105.5	3.2	38	52.8	47.4	0.35	12.90	2.0	0.149	1.13	1.1
L840666		2210	37.4	<0.002	1.38	482	8.3	90	18.3	26.6	0.16	56.1	2.5	0.067	0.70	1.7
L840667		167.0	15.3	<0.002	1.28	83.9	8.3	86	2.8	14.6	0.05	75.7	1.6	0.024	0.13	6.4
L840668		467	22.6	<0.002	8.14	185.0	1.5	324	36.0	15.6	0.08	121.5	1.0	0.033	0.32	0.4
L840669		385	43.4	<0.002	0.10	48.5	3.9	7	2.8	32.9	0.19	1.79	3.0	0.073	0.40	1.1
L840672		173.0	27.2	<0.002	0.07	73.8	4.4	2	75.2	24.1	0.49	1.22	17.2	0.125	1.04	2.3

***** See Appendix Page for comments regarding this certificate *****

ALS Canada Ltd.
2103 Dollarton Hwy
North Vancouver BC V7H 0A7
Phone: 604 984 0221 Fax: 604 984 0218 www.alsglobal.com

To: **SILVER RANGE RESOURCES LTD.**
C/O ARCHER, CATHRO & ASSOCIATES (1981) LIMITED
1016- 510 W HASTINGS ST
VANCOUVER BC V6B 1L8

Finalized Date: 27- AUG- 2012
Account: RANSIL

Project: KEG - Group 2

CERTIFICATE OF ANALYSIS WH12183396

Sample Description	Method Analyte Units LOR	ME-MS61 V ppm 1	ME-MS61 W ppm 0.1	ME-MS61 Y ppm 0.1	ME-MS61 Zn ppm 2	ME-MS61 Zr ppm 0.5	Ag-OG62 Ag ppm 1
L840636		37	0.5	8.7	386	17.0	
L840637		9	0.3	1.8	303	6.1	
L840638		423	4.1	5.1	339	35.5	
L840639		103	0.4	5.3	645	33.1	
L840640		47	0.3	4.1	1600	12.8	
L840641		14	0.5	3.6	222	3.7	
L840642		37	0.3	8.5	22	28.3	
L840643		206	2.0	19.4	200	127.0	
L840644		110	1.5	13.2	248	21.9	
L840664		24	6.2	0.6	93	13.7	
L840665		36	4.7	3.2	22	39.6	
L840666		55	30.7	1.8	30	19.4	819
L840667		118	30.3	8.0	115	6.4	
L840668		10	0.7	1.1	16	17.7	
L840669		50	0.8	10.4	27	29.4	
L840672		119	0.7	15.8	653	57.1	

***** See Appendix Page for comments regarding this certificate *****

ALS Canada Ltd.
2103 Dollarton Hwy
North Vancouver BC V7H 0A7
Phone: 604 984 0221 Fax: 604 984 0218 www.alsglobal.com

To: **SILVER RANGE RESOURCES LTD.**
C/O ARCHER, CATHRO & ASSOCIATES (1981) LIMITED
1016- 510 W HASTINGS ST
VANCOUVER BC V6B 1L8

Page: Appendix 1
Total # Appendix Pages: 1
Finalized Date: 27- AUG- 2012
Account: RANSIL

Project: KEG - Group 2

CERTIFICATE OF ANALYSIS WH12183396

Method	CERTIFICATE COMMENTS
ME- MS61	Interference: Ca> 10% on ICP- MS As, ICP- AES results shown.
ME- MS61	REE's may not be totally soluble in this method.

ALS Canada Ltd.

2103 Dollarton Hwy
North Vancouver BC V7H 0A7
Phone: 604 984 0221 Fax: 604 984 0218 www.alsglobal.com

To: **SILVER RANGE RESOURCES LTD.**
C/O ARCHER, CATHRO & ASSOCIATES (1981) LIMITED
1016-510 W HASTINGS ST
VANCOUVER BC V6B 1L8

Finalized Date: 24-AUG-2012
Account: RANSIL

CERTIFICATE WH12183397

Project: Keg-Group VAT

P.O. No.:

This report is for 10 Rock samples submitted to our lab in Whitehorse, YT, Canada on 6-AUG-2012.

The following have access to data associated with this certificate:

MATT DUMALA	JOAN MARIACHER	HEATHER SMITH

SAMPLE PREPARATION

ALS CODE	DESCRIPTION
WEI-21	Received Sample Weight
LOG-22	Sample login - Rcd w/o BarCode
CRU-31	Fine crushing - 70%<2mm
CRU-QC	Crushing QC Test
SPL-21	Split sample - riffle splitter
PUL-QC	Pulverizing QC Test
PUL-31	Pulverize split to 85%<75 um

ANALYTICAL PROCEDURES

ALS CODE	DESCRIPTION	INSTRUMENT
Au-AA24	Au 50g FA AA finish	AAS
ME-MS61	48 element four acid ICP-MS	

To: **SILVER RANGE RESOURCES LTD.**
ATTN: JOAN MARIACHER
C/O ARCHER, CATHRO & ASSOCIATES (1981) LIMITED
1016-510 W HASTINGS ST
VANCOUVER BC V6B 1L8

This is the Final Report and supersedes any preliminary report with this certificate number. Results apply to samples as submitted. All pages of this report have been checked and approved for release.

***** See Appendix Page for comments regarding this certificate *****

Signature:

Colin Ramshaw, Vancouver Laboratory Manager

ALS Canada Ltd.
2103 Dollarton Hwy
North Vancouver BC V7H 0A7
Phone: 604 984 0221 Fax: 604 984 0218 www.alsglobal.com

To: **SILVER RANGE RESOURCES LTD.**
C/O ARCHER, CATHRO & ASSOCIATES (1981) LIMITED
1016-510 W HASTINGS ST
VANCOUVER BC V6B 1L8

Finalized Date: 24-AUG-2012
Account: RANSIL

Project: Keg-Group VAT

CERTIFICATE OF ANALYSIS WH12183397

Sample Description	Method	WEI-21	Au-AA24	ME-MS61	ME-MS61	ME-MS61	ME-MS61	ME-MS61	ME-MS61	ME-MS61	ME-MS61	ME-MS61	ME-MS61	ME-MS61	ME-MS61	ME-MS61
	Analyte	Recvd Wt.	Au	Ag	Al	As	Ba	Be	Bi	Ca	Cd	Ce	Co	Cr	Cs	Cu
	Units	kg	ppm	ppm	%	ppm	ppm	ppm	ppm	%	ppm	ppm	ppm	ppm	ppm	ppm
	LOR	0.02	0.005	0.01	0.01	0.2	10	0.05	0.01	0.01	0.02	0.01	0.1	1	0.05	0.2
M676768		1.13	<0.005	0.06	7.25	0.6	530	6.00	0.47	0.43	0.03	82.6	1.9	13	8.87	3.2
M676769		1.00	<0.005	0.05	7.39	0.6	500	7.52	0.77	0.80	0.02	60.1	1.5	9	9.15	2.7
M676770		1.43	<0.005	0.02	6.61	1.0	60	3.19	1.16	0.48	0.03	6.43	0.4	5	4.05	0.8
M676771		1.87	<0.005	<0.01	6.87	1.7	10	2.60	0.47	0.06	<0.02	0.90	0.1	8	77.1	0.7
M676772		1.93	<0.005	0.04	6.13	0.9	150	6.29	1.54	0.63	0.03	5.22	0.4	7	4.84	8.7
M676773		2.29	<0.005	0.02	0.21	0.9	20	0.25	0.07	0.02	<0.02	1.72	0.3	21	0.50	2.9
M676820		0.65	<0.005	0.07	5.89	1.4	290	4.94	0.21	0.05	0.05	9.90	1.2	10	11.95	3.8
M676821		0.62	<0.005	0.03	6.08	1.4	50	6.02	0.49	0.14	0.12	1.62	0.3	6	463	0.5
M676822		1.26	<0.005	0.05	8.55	<5	140	3.45	5.29	15.20	0.84	65.0	14.1	61	3.74	9.0
M676823		0.78	0.007	1.00	3.73	125.0	70	3.93	0.25	0.08	0.09	38.9	1.8	11	16.65	51.1

***** See Appendix Page for comments regarding this certificate *****

ALS Canada Ltd.
2103 Dollarton Hwy
North Vancouver BC V7H 0A7
Phone: 604 984 0221 Fax: 604 984 0218 www.alsglobal.com

To: **SILVER RANGE RESOURCES LTD.**
C/O ARCHER, CATHRO & ASSOCIATES (1981) LIMITED
1016-510 W HASTINGS ST
VANCOUVER BC V6B 1L8

Finalized Date: 24-AUG-2012
Account: RANSIL

Project: Keg-Group VAT

CERTIFICATE OF ANALYSIS WH12183397

Sample Description	Method	ME-MS61	ME-MS61	ME-MS61	ME-MS61	ME-MS61	ME-MS61	ME-MS61	ME-MS61	ME-MS61	ME-MS61	ME-MS61	ME-MS61	ME-MS61	ME-MS61	ME-MS61
	Analyte	Fe	Ga	Ge	Hf	In	K	La	Li	Mg	Mn	Mo	Na	Nb	Ni	P
	Units	%	ppm	ppm	ppm	ppm	%	ppm	ppm	%	ppm	ppm	%	ppm	ppm	ppm
	LOR	0.01	0.05	0.05	0.1	0.005	0.01	0.5	0.2	0.01	5	0.05	0.01	0.1	0.2	10
M676768		1.13	29.5	0.16	2.5	0.036	3.87	40.3	74.9	0.23	101	0.12	1.95	7.6	3.1	570
M676769		0.90	26.5	0.12	2.0	0.022	3.54	28.1	86.3	0.19	119	0.18	2.54	5.1	2.5	530
M676770		0.44	23.5	0.09	0.2	0.021	3.48	3.1	47.0	0.04	96	0.14	2.52	9.2	0.8	380
M676771		0.28	22.6	0.11	0.1	<0.005	6.66	<0.5	228	0.01	192	0.19	1.67	10.4	1.1	1040
M676772		0.33	19.25	0.11	0.8	<0.005	3.48	2.6	24.8	0.02	73	0.15	2.35	2.7	1.1	600
M676773		0.37	0.66	0.05	<0.1	<0.005	0.13	0.8	8.5	<0.01	46	0.32	0.04	0.3	1.8	30
M676820		0.64	17.00	0.12	0.7	0.009	4.31	4.3	40.8	0.08	101	0.23	1.71	1.0	2.5	160
M676821		0.48	41.4	0.10	3.4	0.013	2.54	0.9	2130	0.01	1620	0.21	2.32	63.5	1.5	1580
M676822		3.38	24.3	0.17	0.7	0.206	0.07	38.4	53.4	2.37	559	0.29	0.31	12.6	37.2	310
M676823		6.97	12.05	0.14	0.5	0.034	1.15	18.7	162.5	0.15	116	0.73	0.01	5.7	5.8	700

***** See Appendix Page for comments regarding this certificate *****

ALS Canada Ltd.
2103 Dollarton Hwy
North Vancouver BC V7H 0A7
Phone: 604 984 0221 Fax: 604 984 0218 www.alsglobal.com

To: **SILVER RANGE RESOURCES LTD.**
C/O ARCHER, CATHRO & ASSOCIATES (1981) LIMITED
1016-510 W HASTINGS ST
VANCOUVER BC V6B 1L8

Finalized Date: 24-AUG-2012
Account: RANSIL

Project: Keg-Group VAT

CERTIFICATE OF ANALYSIS WH12183397

Sample Description	Method	ME-MS61	ME-MS61	ME-MS61	ME-MS61	ME-MS61	ME-MS61	ME-MS61	ME-MS61	ME-MS61	ME-MS61	ME-MS61	ME-MS61	ME-MS61	ME-MS61	ME-MS61
	Analyte	Pb	Rb	Re	S	Sb	Sc	Se	Sn	Sr	Ta	Te	Th	Ti	Tl	U
	Units	ppm	ppm	ppm	%	ppm	ppm	ppm	ppm	ppm	ppm	ppm	ppm	%	ppm	ppm
	LOR	0.5	0.1	0.002	0.01	0.05	0.1	1	0.2	0.2	0.05	0.05	0.2	0.005	0.02	0.1
M676768		50.5	264	<0.002	<0.01	2.16	4.6	1	8.4	156.0	0.87	<0.05	22.6	0.168	1.79	6.9
M676769		54.2	225	<0.002	<0.01	0.17	3.2	1	7.7	179.5	0.68	<0.05	16.1	0.105	1.48	3.4
M676770		36.5	254	<0.002	<0.01	0.06	2.4	1	8.4	46.2	1.19	<0.05	1.8	0.036	1.45	2.0
M676771		12.1	1490	<0.002	<0.01	0.15	0.3	1	15.6	8.6	2.46	<0.05	0.7	<0.005	11.00	0.6
M676772		44.3	206	<0.002	<0.01	0.06	0.9	1	2.8	208	0.55	<0.05	0.9	0.016	1.19	13.6
M676773		2.0	9.6	<0.002	0.01	0.09	0.1	1	0.5	5.2	<0.05	<0.05	0.4	<0.005	0.06	0.5
M676820		39.8	312	<0.002	<0.01	0.09	1.2	1	3.0	86.2	0.25	<0.05	3.3	0.038	2.24	5.3
M676821		7.0	890	<0.002	<0.01	0.92	0.2	1	64.2	72.0	22.9	<0.05	1.2	0.011	4.45	8.7
M676822		6.4	7.7	<0.002	0.01	1.64	12.0	1	36.6	764	0.97	<0.05	11.1	0.271	0.05	2.3
M676823		23.0	138.5	<0.002	0.02	81.4	3.3	1	4.5	18.8	0.61	<0.05	9.7	0.098	1.86	12.0

***** See Appendix Page for comments regarding this certificate *****

ALS Canada Ltd.
2103 Dollarton Hwy
North Vancouver BC V7H 0A7
Phone: 604 984 0221 Fax: 604 984 0218 www.alsglobal.com

To: **SILVER RANGE RESOURCES LTD.**
C/O ARCHER, CATHRO & ASSOCIATES (1981) LIMITED
1016-510 W HASTINGS ST
VANCOUVER BC V6B 1L8

Finalized Date: 24-AUG-2012
Account: RANSIL

Project: Keg-Group VAT

CERTIFICATE OF ANALYSIS WH12183397

Sample Description	Method / Analyte / Units / LOR	ME-MS61 V ppm 1	ME-MS61 W ppm 0.1	ME-MS61 Y ppm 0.1	ME-MS61 Zn ppm 2	ME-MS61 Zr ppm 0.5
M676768		25	1.5	8.0	48	88.5
M676769		16	0.8	6.5	31	70.7
M676770		1	1.6	3.9	14	4.6
M676771		2	1.4	0.6	9	1.9
M676772		2	0.3	5.3	3	14.2
M676773		2	0.2	0.5	<2	0.9
M676820		8	0.6	1.0	27	19.1
M676821		1	15.7	1.2	66	29.7
M676822		58	44.9	11.8	201	17.2
M676823		18	1.4	6.4	81	18.9

***** See Appendix Page for comments regarding this certificate *****

ALS Canada Ltd.
2103 Dollarton Hwy
North Vancouver BC V7H 0A7
Phone: 604 984 0221 Fax: 604 984 0218 www.alsglobal.com

To: **SILVER RANGE RESOURCES LTD.**
C/O ARCHER, CATHRO & ASSOCIATES (1981) LIMITED
1016-510 W HASTINGS ST
VANCOUVER BC V6B 1L8

Finalized Date: 24-AUG-2012
Account: RANSIL

Project: Keg-Group VAT

CERTIFICATE OF ANALYSIS WH12183397

Method	CERTIFICATE COMMENTS
ME-MS61	Interference: Ca>10% on ICP-MS As, ICP-AES results shown.
ME-MS61	REE's may not be totally soluble in this method.

ALS Canada Ltd.
2103 Dollarton Hwy
North Vancouver BC V7H 0A7
Phone: 604 984 0221 Fax: 604 984 0218 www.alsglobal.com

To: **SILVER RANGE RESOURCES LTD.**
C/O ARCHER, CATHRO & ASSOCIATES (1981) LIMITED
1016-510 W HASTINGS ST
VANCOUVER BC V6B 1L8

Finalized Date: 24-AUG-2012
Account: RANSIL

CERTIFICATE WH12183398

Project: Keg-Hammer

P.O. No.: Batch 20

This report is for 36 Drill Core samples submitted to our lab in Whitehorse, YT, Canada on 6-AUG-2012.

The following have access to data associated with this certificate:

MATT DUMALA	JOAN MARIACHER	HEATHER SMITH

SAMPLE PREPARATION

ALS CODE	DESCRIPTION
WEI-21	Received Sample Weight
LOG-22	Sample login - Rcd w/o BarCode
CRU-31	Fine crushing - 70%<2mm
CRU-QC	Crushing QC Test
SPL-21	Split sample - riffle splitter
PUL-QC	Pulverizing QC Test
PUL-31	Pulverize split to 85%<75 um
LOG-22d	Sample login - Rcd w/o BarCode dup
SPL-21d	Split sample - duplicate
PUL-31d	Pulverize Split - duplicate
LOG-23	Pulp Login - Rcvd with Barcode

ANALYTICAL PROCEDURES

ALS CODE	DESCRIPTION	INSTRUMENT
Au-AA24	Au 50g FA AA finish	AAS
ME-OG62	Ore Grade Elements - Four Acid	ICP-AES
Sn-XRF05	Sn-Trace Level XRF Analysis	XRF
ME-MS61	48 element four acid ICP-MS	
Ag-OG62	Ore Grade Ag - Four Acid	VARIABLE
Pb-OG62	Ore Grade Pb - Four Acid	VARIABLE
Zn-OG62	Ore Grade Zn - Four Acid	VARIABLE

To: **SILVER RANGE RESOURCES LTD.**
ATTN: JOAN MARIACHER
C/O ARCHER, CATHRO & ASSOCIATES (1981) LIMITED
1016-510 W HASTINGS ST
VANCOUVER BC V6B 1L8

This is the Final Report and supersedes any preliminary report with this certificate number. Results apply to samples as submitted. All pages of this report have been checked and approved for release.

***** See Appendix Page for comments regarding this certificate *****

Signature: 

Colin Ramshaw, Vancouver Laboratory Manager

ALS Canada Ltd.
2103 Dollarton Hwy
North Vancouver BC V7H 0A7
Phone: 604 984 0221 Fax: 604 984 0218 www.alsglobal.com

To: **SILVER RANGE RESOURCES LTD.**
C/O ARCHER, CATHRO & ASSOCIATES (1981) LIMITED
1016-510 W HASTINGS ST
VANCOUVER BC V6B 1L8

Finalized Date: 24-AUG-2012
Account: RANSIL

Project: Keg-Hammer

CERTIFICATE OF ANALYSIS WH12183398

Sample Description	Method / Analyte / Units / LOR	WEI-21 Recvd Wt. kg 0.02	Au-AA24 Au ppm 0.005	Sn-XRF05 Sn ppm 5	ME-MS61 Ag ppm 0.01	ME-MS61 Al % 0.01	ME-MS61 As ppm 0.2	ME-MS61 Ba ppm 10	ME-MS61 Be ppm 0.05	ME-MS61 Bi ppm 0.01	ME-MS61 Ca % 0.01	ME-MS61 Cd ppm 0.02	ME-MS61 Ce ppm 0.01	ME-MS61 Co ppm 0.1	ME-MS61 Cr ppm 1	ME-MS61 Cs ppm 0.05
L840935		1.08	<0.005	34	34.7	5.44	195.5	170	4.16	0.36	0.17	1.89	66.4	2.6	9	18.90
L840936		2.24	<0.005	13	5.61	6.42	27.4	460	4.06	1.96	0.29	0.80	75.1	1.9	8	18.75
L840937		3.02	<0.005	<5	0.08	0.07	<5	10	0.09	0.06	20.1	0.08	1.44	1.0	1	0.19
L840938		7.47	<0.005	10	0.52	6.79	0.8	480	4.49	1.40	1.18	0.35	72.3	1.9	11	11.95
L840939		7.10	<0.005	9	0.28	7.07	1.4	510	5.15	0.86	1.04	0.10	79.5	2.0	10	10.50
L840940		1.96	0.013	25	90.5	6.43	1225	130	4.72	0.60	0.53	5.89	70.2	3.3	8	17.95
L840941		1.24	0.010	19	>100	6.73	79.5	420	4.51	0.61	0.93	13.30	76.5	4.8	7	23.6
L840942		1.09	<0.005	6	0.57	7.01	2.9	470	5.59	1.41	1.18	0.04	72.7	2.1	11	9.49
L840943		6.47	<0.005	10	0.70	7.43	4.5	440	6.27	0.46	0.63	0.07	88.7	2.2	8	20.5
L840944		0.26	0.101	26	59.7	4.78	2320	550	0.85	3.56	6.50	128.0	30.2	13.9	39	3.11
L840945		6.90	<0.005	9	0.12	7.19	2.4	570	5.80	0.51	0.91	0.08	87.0	2.2	11	12.85
L840946		4.74	<0.005	7	0.10	7.14	2.0	580	6.42	0.50	0.80	0.03	87.2	2.2	9	13.55
L840947		3.70	<0.005	6	0.12	6.99	5.9	540	6.42	0.51	0.50	0.04	83.6	2.4	11	25.7
L840948		<0.02	<0.005	8	0.10	7.23	5.9	530	5.99	0.45	0.51	0.03	91.0	2.3	9	26.1
L840949		3.62	<0.005	8	0.31	7.43	15.6	470	6.42	0.50	0.20	0.04	87.2	2.3	10	28.0
L840950		1.62	<0.005	11	1.16	6.84	146.5	220	4.47	0.40	0.17	0.11	78.6	2.8	8	26.5
L840951		0.99	<0.005	9	1.38	7.28	57.3	370	5.94	0.78	0.18	0.13	74.5	2.2	7	19.90
L840952		0.26	0.103	25	63.3	4.93	2600	570	0.77	4.13	6.74	131.5	28.7	13.3	44	2.83
L840953		6.64	<0.005	9	0.24	6.48	3.3	500	4.79	0.43	0.89	0.11	74.3	1.7	9	8.05
L840954		6.00	<0.005	5	0.22	6.67	2.1	530	5.50	0.51	0.35	0.05	67.9	1.9	11	9.44
L840955		6.61	<0.005	8	0.20	6.59	4.7	510	5.61	0.62	0.48	0.04	73.2	1.6	9	12.95
L840956		4.23	<0.005	9	0.19	6.76	3.8	520	5.92	0.54	0.65	0.06	81.8	1.9	9	13.60
L840957		3.67	<0.005	7	0.27	6.73	3.8	530	5.49	0.57	0.67	0.03	78.9	1.8	9	13.20
L840958		3.06	<0.005	9	0.20	6.73	3.2	520	5.32	0.67	0.38	0.02	74.8	1.7	9	13.70
L840959		6.96	<0.005	9	0.15	6.74	2.9	510	4.71	0.64	1.08	0.02	71.5	1.9	12	14.10
L840960		4.63	<0.005	6	0.21	6.77	7.3	500	5.03	0.53	0.58	0.03	74.6	1.9	10	15.70
L840961		2.96	<0.005	7	0.42	6.64	8.1	370	4.99	0.72	0.24	0.05	75.0	1.7	10	18.95
L840962		3.75	<0.005	<5	0.04	0.06	<5	20	0.05	0.04	19.00	0.06	1.33	0.6	1	0.16
L840963		6.20	<0.005	10	0.17	7.04	1.6	520	5.55	0.61	1.15	0.04	80.0	2.0	12	11.05
L840964		1.48	<0.005	8	0.21	6.95	3.6	540	6.17	1.03	1.52	0.04	75.0	2.3	10	12.75
L840965		4.92	<0.005	5	0.33	6.89	6.4	510	5.02	0.70	0.69	0.26	80.8	2.1	11	13.40
L840966		1.43	0.060	43	>100	3.29	1010	160	3.54	0.83	0.11	6.00	37.8	3.5	7	15.95
L840967		4.56	0.010	7	0.87	6.65	156.5	440	3.72	0.52	0.21	0.19	74.5	1.8	11	23.0
L840968		2.13	0.010	8	1.41	6.83	142.0	450	4.01	0.53	0.22	0.15	68.8	2.0	9	24.2
L840969		5.66	<0.005	10	0.24	7.18	14.9	560	5.21	0.50	0.64	0.03	82.5	2.2	12	15.85
L840970		5.62	<0.005	<5	0.24	6.85	3.0	530	5.34	0.49	1.47	<0.02	64.3	2.1	9	13.85

***** See Appendix Page for comments regarding this certificate *****

ALS Canada Ltd.
2103 Dollarton Hwy
North Vancouver BC V7H 0A7
Phone: 604 984 0221 Fax: 604 984 0218 www.alsglobal.com

To: **SILVER RANGE RESOURCES LTD.**
C/O ARCHER, CATHRO & ASSOCIATES (1981) LIMITED
1016-510 W HASTINGS ST
VANCOUVER BC V6B 1L8

Finalized Date: 24-AUG-2012
Account: RANSIL

Project: Keg-Hammer

CERTIFICATE OF ANALYSIS WH12183398

Sample Description	Method	ME-MS61	ME-MS61	ME-MS61	ME-MS61	ME-MS61	ME-MS61	ME-MS61	ME-MS61	ME-MS61	ME-MS61	ME-MS61	ME-MS61	ME-MS61	ME-MS61	ME-MS61
	Analyte	Cu	Fe	Ga	Ge	Hf	In	K	La	Li	Mg	Mn	Mo	Na	Nb	Ni
	Units	ppm	%	ppm	ppm	ppm	ppm	%	ppm	ppm	%	ppm	ppm	%	ppm	ppm
	LOR	0.2	0.01	0.05	0.05	0.1	0.005	0.01	0.5	0.2	0.01	5	0.05	0.01	0.1	0.2
L840935		48.6	1.64	19.95	0.11	1.9	0.020	2.60	33.0	77.1	0.21	4970	1.00	0.03	10.1	2.0
L840936		80.1	1.45	25.8	0.15	2.0	0.026	3.62	36.2	45.4	0.24	2480	0.50	0.74	11.2	2.3
L840937		1.6	0.46	0.26	0.07	<0.1	0.005	0.03	0.7	1.2	12.85	212	0.09	0.01	0.3	2.2
L840938		7.5	1.25	25.7	0.17	2.0	0.036	3.69	34.0	40.8	0.27	390	0.49	1.62	10.5	2.3
L840939		1.6	1.28	26.7	0.21	2.2	0.036	3.77	38.2	42.5	0.29	246	0.33	1.71	10.1	2.0
L840940		45.2	1.75	24.7	0.13	2.1	0.048	2.69	34.4	258	0.26	16750	0.27	0.04	7.6	2.0
L840941		136.5	1.77	26.1	0.17	2.0	0.243	3.80	37.9	129.0	0.32	14500	0.25	0.30	7.3	2.0
L840942		2.5	1.25	27.2	0.14	2.2	0.033	3.47	34.6	64.7	0.31	281	0.14	2.21	10.1	2.9
L840943		3.8	1.38	27.2	0.19	2.4	0.031	3.39	44.4	77.3	0.22	379	0.27	1.73	10.5	2.2
L840944		957	3.64	11.25	0.12	1.4	0.078	1.27	14.8	18.4	0.66	2620	5.41	1.21	4.6	29.1
L840945		3.1	1.39	26.9	0.18	2.4	0.037	3.51	42.9	74.3	0.32	246	0.28	1.82	8.0	2.3
L840946		2.8	1.36	26.6	0.16	2.3	0.031	3.62	43.2	64.3	0.30	279	0.19	1.98	8.1	2.1
L840947		2.3	1.49	27.5	0.17	2.4	0.036	3.89	40.3	171.5	0.23	534	0.28	0.70	8.4	2.3
L840948		2.5	1.50	27.2	0.18	2.3	0.033	3.73	45.6	168.5	0.23	535	0.26	0.68	8.1	2.3
L840949		2.7	0.99	27.9	0.18	2.5	0.030	3.88	42.1	334	0.21	813	0.45	0.10	8.8	2.5
L840950		4.6	1.45	25.5	0.17	2.5	0.037	3.40	37.5	124.5	0.27	2400	0.64	0.05	8.7	2.7
L840951		4.9	1.84	26.4	0.18	2.6	0.038	4.03	34.7	141.5	0.28	6060	1.10	0.09	10.1	2.2
L840952		1000	3.78	11.50	0.14	1.6	0.081	1.32	13.4	15.7	0.68	2730	5.18	1.25	4.0	28.1
L840953		5.9	1.25	23.3	0.18	2.4	0.030	3.38	36.5	40.2	0.25	294	0.21	1.74	7.7	1.8
L840954		1.9	1.33	26.0	0.17	2.2	0.033	3.37	33.8	45.0	0.25	273	0.27	1.74	8.8	2.1
L840955		1.5	1.24	25.6	0.19	2.2	0.031	3.33	37.6	112.0	0.20	422	0.23	1.21	7.6	2.0
L840956		1.1	1.23	26.7	0.18	2.3	0.026	3.50	39.4	73.1	0.17	447	0.24	1.68	9.2	1.8
L840957		2.1	1.17	27.0	0.18	2.3	0.029	3.58	40.3	111.0	0.26	323	0.28	1.04	8.2	2.8
L840958		2.6	1.54	25.9	0.20	2.2	0.029	3.31	38.4	124.0	0.21	229	0.36	1.09	8.1	2.5
L840959		1.8	1.35	25.1	0.20	2.3	0.028	3.47	33.9	137.0	0.26	379	0.39	1.18	8.1	2.4
L840960		0.9	1.26	25.9	0.19	2.2	0.030	3.60	34.5	249	0.28	409	0.20	0.39	7.6	1.8
L840961		1.1	1.25	24.3	0.19	2.3	0.026	3.09	37.1	431	0.20	294	0.97	0.24	8.2	2.2
L840962		1.5	0.44	0.24	0.14	<0.1	0.005	0.02	0.6	2.2	12.10	187	0.12	<0.01	0.1	0.7
L840963		1.7	1.36	26.3	0.22	2.3	0.030	3.53	37.9	59.1	0.29	310	0.34	1.89	8.9	2.3
L840964		10.7	1.39	26.9	0.21	2.6	0.033	3.52	35.5	169.5	0.29	320	0.32	1.30	8.9	2.4
L840965		2.1	1.41	25.0	0.21	2.2	0.027	3.54	39.2	269	0.27	1300	0.43	1.12	8.6	2.4
L840966		210	3.45	12.20	0.12	1.0	<0.005	1.54	19.2	118.5	0.11	10750	0.87	0.04	3.9	2.0
L840967		1.5	0.99	23.8	0.16	2.0	0.029	3.59	36.7	328	0.22	468	0.31	0.10	7.8	2.1
L840968		2.1	0.90	25.4	0.19	2.1	0.029	3.83	34.4	326	0.23	446	0.29	0.10	8.4	2.3
L840969		1.4	1.54	26.3	0.23	2.5	0.032	3.84	40.2	189.5	0.32	476	0.37	0.86	8.8	2.3
L840970		1.6	1.32	26.0	0.19	2.2	0.031	3.54	29.1	129.5	0.25	342	0.35	1.42	9.2	2.0

***** See Appendix Page for comments regarding this certificate *****

ALS Canada Ltd.
2103 Dollarton Hwy
North Vancouver BC V7H 0A7
Phone: 604 984 0221 Fax: 604 984 0218 www.alsglobal.com

To: **SILVER RANGE RESOURCES LTD.**
C/O ARCHER, CATHRO & ASSOCIATES (1981) LIMITED
1016-510 W HASTINGS ST
VANCOUVER BC V6B 1L8

Finalized Date: 24-AUG-2012
Account: RANSIL

Project: Keg-Hammer

CERTIFICATE OF ANALYSIS WH12183398

Sample Description	Method	ME-MS61	ME-MS61	ME-MS61	ME-MS61	ME-MS61	ME-MS61	ME-MS61	ME-MS61	ME-MS61	ME-MS61	ME-MS61	ME-MS61	ME-MS61	ME-MS61	ME-MS61
	Analyte	P	Pb	Rb	Re	S	Sb	Sc	Se	Sn	Sr	Ta	Te	Th	Ti	Tl
	Units	ppm	ppm	ppm	ppm	%	ppm	ppm	ppm	ppm	ppm	ppm	ppm	ppm	%	ppm
	LOR	10	0.5	0.1	0.002	0.01	0.05	0.1	1	0.2	0.2	0.05	0.05	0.2	0.005	0.02
L840935		420	593	255	<0.002	0.01	36.4	3.7	1	36.1	86.0	1.01	<0.05	17.4	0.144	3.68
L840936		480	121.5	298	<0.002	<0.01	4.30	4.1	1	16.2	120.0	1.04	<0.05	19.7	0.161	2.77
L840937		150	3.0	1.9	<0.002	<0.01	0.12	0.2	1	0.2	47.3	<0.05	<0.05	<0.2	<0.005	0.02
L840938		490	66.9	274	<0.002	0.01	0.78	4.3	1	9.7	153.5	0.95	<0.05	18.9	0.167	2.12
L840939		500	55.1	277	<0.002	0.01	0.58	4.5	1	8.3	174.0	0.94	<0.05	20.3	0.163	1.94
L840940		420	1305	262	<0.002	0.61	111.5	3.8	1	27.7	28.3	0.63	<0.05	18.0	0.137	3.71
L840941		460	5560	313	<0.002	0.82	247	4.5	1	14.6	81.9	0.64	<0.05	19.9	0.155	3.30
L840942		480	46.5	287	<0.002	<0.01	0.56	5.0	1	7.8	149.5	0.93	<0.05	20.3	0.166	1.93
L840943		570	60.2	279	<0.002	<0.01	1.53	4.8	1	7.6	120.0	1.62	<0.05	23.3	0.175	1.90
L840944		600	>10000	61.3	0.002	2.57	55.6	9.1	4	3.1	409	0.34	0.20	4.4	0.196	0.73
L840945		520	55.8	230	<0.002	<0.01	0.56	4.9	1	6.4	180.0	0.63	<0.05	22.8	0.176	1.48
L840946		530	49.8	236	<0.002	<0.01	0.60	4.7	1	6.3	187.0	0.66	<0.05	23.1	0.171	1.52
L840947		530	48.8	263	<0.002	<0.01	1.80	5.1	1	6.9	103.0	0.63	<0.05	22.3	0.187	2.02
L840948		530	47.3	262	<0.002	<0.01	1.77	5.1	1	6.5	103.5	0.61	<0.05	23.5	0.177	1.99
L840949		550	48.8	294	<0.002	<0.01	2.83	5.1	1	6.8	73.1	0.69	<0.05	24.2	0.184	2.61
L840950		560	96.6	351	0.002	<0.01	10.40	4.6	1	8.5	50.0	0.72	<0.05	19.8	0.179	3.59
L840951		550	70.9	369	0.002	0.02	6.59	4.9	<1	8.2	98.7	0.85	<0.05	19.5	0.194	3.77
L840952		630	>10000	67.3	0.005	2.68	54.0	8.2	3	2.9	421	0.32	0.28	3.9	0.204	0.82
L840953		460	53.7	247	0.002	0.01	0.53	4.2	<1	6.0	160.5	0.66	<0.05	17.9	0.164	1.74
L840954		490	44.5	250	0.004	<0.01	0.76	4.5	<1	6.9	156.5	0.81	<0.05	18.4	0.167	1.61
L840955		500	43.9	232	<0.002	<0.01	1.05	4.2	<1	6.5	128.0	0.64	<0.05	18.8	0.160	1.46
L840956		510	44.6	255	0.003	<0.01	0.77	4.4	<1	7.2	147.5	0.81	<0.05	19.3	0.168	1.66
L840957		500	43.5	262	0.004	0.01	1.05	4.4	<1	6.6	135.0	0.70	<0.05	18.7	0.169	1.66
L840958		510	43.3	243	0.003	<0.01	1.01	4.3	<1	6.5	126.0	1.00	<0.05	19.0	0.156	1.61
L840959		490	44.2	243	0.004	0.01	0.84	4.0	<1	6.7	140.5	1.25	<0.05	17.8	0.163	1.59
L840960		500	44.1	260	0.002	0.03	1.34	4.4	<1	6.5	87.9	0.81	<0.05	19.0	0.172	1.68
L840961		480	48.6	254	0.002	0.05	2.09	3.8	<1	6.7	58.9	0.77	<0.05	19.0	0.162	1.75
L840962		160	1.9	1.6	0.005	0.01	0.09	0.2	<1	0.3	43.3	<0.05	<0.05	<0.2	<0.005	0.03
L840963		520	43.4	248	0.003	0.01	0.51	4.4	<1	7.0	176.5	0.73	<0.05	19.3	0.175	1.49
L840964		550	40.1	245	0.004	0.01	0.63	4.8	<1	9.5	153.0	1.18	<0.05	18.6	0.176	1.55
L840965		510	75.7	266	0.004	0.05	1.85	4.3	<1	6.6	135.5	0.71	<0.05	19.7	0.173	1.89
L840966		270	3480	160.0	0.004	0.44	221	2.2	1	43.8	66.6	0.41	<0.05	8.3	0.074	2.35
L840967		470	94.5	320	0.004	0.23	5.06	3.8	1	5.9	71.5	0.69	<0.05	18.5	0.154	2.15
L840968		480	86.1	330	0.003	0.21	5.24	4.0	<1	6.6	75.8	0.67	<0.05	18.3	0.164	2.16
L840969		520	44.9	293	0.004	0.06	1.57	4.6	<1	6.7	125.0	0.75	<0.05	20.7	0.186	1.88
L840970		460	44.9	234	0.003	0.01	0.94	4.3	<1	7.0	158.0	0.80	<0.05	15.8	0.163	1.62

***** See Appendix Page for comments regarding this certificate *****

ALS Canada Ltd.
2103 Dollarton Hwy
North Vancouver BC V7H 0A7
Phone: 604 984 0221 Fax: 604 984 0218 www.alsglobal.com

To: **SILVER RANGE RESOURCES LTD.**
C/O ARCHER, CATHRO & ASSOCIATES (1981) LIMITED
1016-510 W HASTINGS ST
VANCOUVER BC V6B 1L8

Finalized Date: 24-AUG-2012
Account: RANSIL

Project: Keg-Hammer

CERTIFICATE OF ANALYSIS WH12183398

Sample Description	Method / Analyte / Units / LOR	ME-MS61 U ppm 0.1	ME-MS61 V ppm 1	ME-MS61 W ppm 0.1	ME-MS61 Y ppm 0.1	ME-MS61 Zn ppm 2	ME-MS61 Zr ppm 0.5	Ag-OG62 Ag ppm 1	Pb-OG62 Pb % 0.001	Zn-OG62 Zn % 0.001
L840935		19.0	15	6.4	6.7	1080	64.0			
L840936		6.8	18	2.6	8.5	278	69.6			
L840937		0.8	3	0.1	0.9	17	<0.5			
L840938		9.1	19	1.4	8.7	89	71.8			
L840939		7.7	21	1.3	8.7	49	79.0			
L840940		9.4	18	3.2	7.9	3100	67.8			
L840941		13.7	20	2.3	8.3	7520	70.5	289		
L840942		3.0	23	1.2	8.2	56	77.8			
L840943		4.7	22	1.6	9.7	96	85.5			
L840944		2.1	59	9.9	12.3	>10000	43.2		1.875	1.880
L840945		3.9	22	1.6	9.0	71	85.4			
L840946		3.9	22	1.0	9.0	71	83.2			
L840947		7.6	24	3.3	9.1	51	84.6			
L840948		7.5	23	3.6	9.5	48	80.4			
L840949		10.8	23	1.8	8.1	34	87.7			
L840950		18.2	23	2.0	8.3	92	80.8			
L840951		17.6	24	1.9	8.3	128	83.2			
L840952		1.9	62	9.2	12.0	>10000	56.0		1.865	1.880
L840953		7.3	22	1.2	8.3	51	76.8			
L840954		5.4	22	1.3	8.0	70	76.5			
L840955		4.7	21	1.5	8.3	52	74.2			
L840956		4.7	21	1.4	8.8	48	80.2			
L840957		8.6	21	1.3	8.7	43	74.1			
L840958		7.5	20	1.3	8.1	44	76.7			
L840959		8.4	21	2.1	8.0	46	72.0			
L840960		7.9	22	2.8	8.0	49	74.9			
L840961		7.2	20	2.0	7.1	40	74.1			
L840962		0.4	3	0.1	0.7	14	0.5			
L840963		8.0	23	1.3	8.5	47	76.1			
L840964		5.7	22	2.2	8.6	45	77.9			
L840965		8.1	22	1.7	8.8	139	73.7			
L840966		36.2	10	1.3	6.2	1600	35.2	253		
L840967		9.1	19	6.1	7.5	94	64.4			
L840968		10.0	20	5.1	7.8	81	70.7			
L840969		8.5	23	1.9	9.6	75	82.6			
L840970		5.4	20	1.3	7.9	53	71.9			

***** See Appendix Page for comments regarding this certificate *****

ALS Canada Ltd.
2103 Dollarton Hwy
North Vancouver BC V7H 0A7
Phone: 604 984 0221 Fax: 604 984 0218 www.alsglobal.com

To: **SILVER RANGE RESOURCES LTD.**
C/O ARCHER, CATHRO & ASSOCIATES (1981) LIMITED
1016-510 W HASTINGS ST
VANCOUVER BC V6B 1L8

Finalized Date: 24-AUG-2012
Account: RANSIL

Project: Keg-Hammer

CERTIFICATE OF ANALYSIS WH12183398

Method	CERTIFICATE COMMENTS
ME-MS61	Interference: Ca>10% on ICP-MS As, ICP-AES results shown.
ME-MS61	REE's may not be totally soluble in this method.

ALS Canada Ltd.
2103 Dollarton Hwy
North Vancouver BC V7H 0A7
Phone: 604 984 0221 Fax: 604 984 0218 www.alsglobal.com

To: **SILVER RANGE RESOURCES LTD.**
C/O ARCHER, CATHRO & ASSOCIATES (1981) LIMITED
1016-510 W HASTINGS ST
VANCOUVER BC V6B 1L8

Finalized Date: 27-AUG-2012
Account: RANSIL

CERTIFICATE WH12185491

Project: KEG (Main - Group 1)

P.O. No.: Batch 66

This report is for 36 Drill Core samples submitted to our lab in Whitehorse, YT, Canada on 8-AUG-2012.

The following have access to data associated with this certificate:

MATT DUMALA	JOAN MARIACHER	HEATHER SMITH

SAMPLE PREPARATION

ALS CODE	DESCRIPTION
WEI-21	Received Sample Weight
LOG-22	Sample login - Rcd w/o BarCode
CRU-31	Fine crushing - 70%<2mm
CRU-QC	Crushing QC Test
SPL-21	Split sample - riffle splitter
PUL-QC	Pulverizing QC Test
PUL-31	Pulverize split to 85%<75 um
LOG-22d	Sample login - Rcd w/o BarCode dup
SPL-21d	Split sample - duplicate
PUL-31d	Pulverize Split - duplicate
LOG-23	Pulp Login - Rcvd with Barcode

ANALYTICAL PROCEDURES

ALS CODE	DESCRIPTION	INSTRUMENT
Au-AA24	Au 50g FA AA finish	AAS
ME-OG62	Ore Grade Elements - Four Acid	ICP-AES
Sn-XRF05	Sn-Trace Level XRF Analysis	XRF
ME-MS61	48 element four acid ICP-MS	
Zn-OG62	Ore Grade Zn - Four Acid	VARIABLE

To: **SILVER RANGE RESOURCES LTD.**
ATTN: JOAN MARIACHER
C/O ARCHER, CATHRO & ASSOCIATES (1981) LIMITED
1016-510 W HASTINGS ST
VANCOUVER BC V6B 1L8

This is the Final Report and supersedes any preliminary report with this certificate number. Results apply to samples as submitted. All pages of this report have been checked and approved for release.

***** See Appendix Page for comments regarding this certificate *****

Signature: 

Colin Ramshaw, Vancouver Laboratory Manager

ALS Canada Ltd.
2103 Dollarton Hwy
North Vancouver BC V7H 0A7
Phone: 604 984 0221 Fax: 604 984 0218 www.alsglobal.com

To: **SILVER RANGE RESOURCES LTD.**
C/O ARCHER, CATHRO & ASSOCIATES (1981) LIMITED
1016-510 W HASTINGS ST
VANCOUVER BC V6B 1L8

Finalized Date: 27-AUG-2012
Account: RANSIL

Project: KEG (Main - Group 1)

CERTIFICATE OF ANALYSIS WH12185491

Sample Description	Method	WEI-21	Au-AA24	Sn-XRF05	ME-MS61	ME-MS61	ME-MS61	ME-MS61	ME-MS61	ME-MS61	ME-MS61	ME-MS61	ME-MS61	ME-MS61	ME-MS61	ME-MS61
	Analyte	Recvd Wt.	Au	Sn	Ag	Al	As	Ba	Be	Bi	Ca	Cd	Ce	Co	Cr	Cs
	Units	kg	ppm	ppm	ppm	%	ppm	ppm	ppm	ppm	%	ppm	ppm	ppm	ppm	ppm
	LOR	0.02	0.005	5	0.01	0.01	0.2	10	0.05	0.01	0.01	0.02	0.01	0.1	1	0.05
K287127		7.12	0.012	27	1.41	4.98	138.0	600	1.50	45.8	4.90	39.1	52.9	6.6	78	4.80
K287128		5.86	0.030	28	1.08	4.60	30.4	330	1.37	116.0	5.29	75.6	57.0	6.2	65	7.47
K287129		4.31	0.021	34	1.51	4.47	40.9	240	1.40	78.3	5.94	194.0	50.7	6.9	68	4.20
K287130		2.32	<0.005	<5	0.11	0.09	<5	30	0.05	0.94	20.3	0.43	1.23	0.6	2	0.27
K287131		8.85	0.024	36	0.87	4.79	51.7	290	1.31	130.0	5.12	101.0	52.7	6.5	69	7.55
K287132		4.30	0.021	34	0.95	4.34	29.1	270	1.42	67.5	7.44	148.5	47.1	7.4	68	6.80
K287133		4.17	<0.005	14	0.36	5.20	20.9	1800	1.58	11.35	6.44	28.2	63.0	7.8	86	6.06
K287134		7.11	0.027	88	1.21	4.13	48.8	690	1.55	86.2	6.71	207	52.2	9.1	60	3.25
K287135		0.26	0.007	178	37.7	3.96	406	720	1.15	124.5	7.02	171.0	46.2	8.2	53	5.67
K287136		4.45	0.029	72	1.25	3.40	24.8	470	1.68	83.1	8.15	245	48.7	8.8	46	2.75
K287137		4.34	0.025	91	1.90	4.47	267	1020	1.94	90.0	6.49	136.0	56.2	7.7	50	4.05
K287138		6.82	0.013	200	6.50	3.63	117.5	1760	1.37	53.8	8.70	102.5	38.3	4.2	27	2.67
K287139		6.70	<0.005	148	0.65	4.73	32	4060	1.89	6.70	10.45	20.7	54.6	4.5	65	3.39
K287140		7.32	<0.005	94	2.31	2.77	9	2490	0.80	9.09	15.15	22.3	23.8	3.3	11	1.98
K287141		<0.02	<0.005	92	2.52	2.87	19	2570	0.79	11.15	15.65	26.5	24.8	3.0	14	2.01
K287142		7.96	0.011	106	3.28	3.65	14	4370	0.97	36.3	11.00	66.4	30.7	4.5	23	4.04
K287143		6.42	<0.005	135	7.19	4.80	27.1	6110	2.01	22.4	7.66	26.1	52.8	6.7	42	17.80
K287144		7.48	<0.005	175	4.92	3.72	75	1700	1.42	13.75	11.05	61.2	51.3	4.9	34	2.83
K287145		5.97	<0.005	63	1.52	3.57	59	1040	0.81	3.10	10.70	4.51	36.1	3.2	36	2.73
K287146		0.26	<0.005	169	14.95	4.16	133.5	1390	1.19	44.6	7.88	58.0	50.3	6.7	56	5.30
K287147		7.59	<0.005	67	1.13	4.40	336	1880	1.24	2.55	10.10	19.10	56.8	6.9	47	6.52
K287148		7.33	<0.005	59	1.17	4.78	309	2660	1.44	17.25	7.62	7.57	57.0	6.9	52	5.57
K287149		4.29	0.016	227	4.73	4.59	1405	1220	1.26	4.78	8.59	9.24	55.2	6.2	52	8.04
K287150		3.72	<0.005	47	1.15	5.10	746	1050	1.44	1.45	5.59	6.18	58.3	8.1	51	7.48
K287151		1.63	<0.005	54	0.88	5.26	697	1150	1.48	0.99	5.87	3.72	59.9	7.9	55	7.31
K287152		3.80	<0.005	18	0.45	6.44	862	1220	2.05	0.78	3.32	0.87	71.1	10.2	65	13.85
K287153		5.09	0.005	17	0.63	4.77	721	740	1.53	0.67	3.96	2.12	54.6	8.4	59	7.10
K287154		1.93	0.005	571	3.48	3.31	2180	150	0.77	4.09	11.00	272	32.6	20.3	16	1.98
K287155		4.95	<0.005	19	0.64	4.67	1350	870	1.34	0.56	4.26	3.73	50.1	8.1	61	6.56
K287156		7.33	<0.005	21	0.40	6.17	1070	1290	2.03	0.76	2.97	3.16	66.9	10.0	68	13.20
K287157		2.95	0.006	14	0.43	5.20	791	790	1.59	0.54	4.28	3.09	59.3	10.1	60	7.87
K287158		2.30	<0.005	<5	0.01	0.07	<5	20	0.07	0.04	21.1	0.12	1.31	1.3	2	0.18
K287159		2.84	<0.005	11	0.22	6.90	336	1140	2.28	0.85	2.39	2.39	81.5	10.9	69	13.95
K287160		5.83	<0.005	12	0.33	6.50	417	1440	1.94	1.08	2.48	3.13	74.3	11.0	74	13.55
K287161		5.64	<0.005	12	0.34	5.28	334	1230	1.48	1.11	5.06	1.01	56.7	7.8	56	6.42
K287162		3.47	<0.005	46	1.67	4.25	80	750	1.13	8.99	11.10	69.3	55.8	7.9	41	3.11

***** See Appendix Page for comments regarding this certificate *****

ALS Canada Ltd.
2103 Dollarton Hwy
North Vancouver BC V7H 0A7
Phone: 604 984 0221 Fax: 604 984 0218 www.alsglobal.com

To: **SILVER RANGE RESOURCES LTD.**
C/O ARCHER, CATHRO & ASSOCIATES (1981) LIMITED
1016-510 W HASTINGS ST
VANCOUVER BC V6B 1L8

Finalized Date: 27-AUG-2012
Account: RANSIL

Project: KEG (Main - Group 1)

CERTIFICATE OF ANALYSIS WH12185491

Sample Description	Method	ME-MS61	ME-MS61	ME-MS61	ME-MS61	ME-MS61	ME-MS61	ME-MS61	ME-MS61	ME-MS61	ME-MS61	ME-MS61	ME-MS61	ME-MS61	ME-MS61	ME-MS61
	Analyte	Cu	Fe	Ga	Ge	Hf	In	K	La	Li	Mg	Mn	Mo	Na	Nb	Ni
	Units	ppm	%	ppm	ppm	ppm	ppm	%	ppm	ppm	%	ppm	ppm	%	ppm	ppm
	LOR	0.2	0.01	0.05	0.05	0.1	0.005	0.01	0.5	0.2	0.01	5	0.05	0.01	0.1	0.2
K287127		271	3.68	12.70	0.18	1.8	1.295	2.68	26.7	16.0	2.64	406	6.94	0.22	8.9	55.6
K287128		479	5.45	12.85	0.18	1.7	3.22	1.90	24.6	15.8	2.82	499	11.30	0.22	8.6	44.8
K287129		609	6.91	12.40	0.18	1.6	8.22	1.72	24.6	12.7	2.86	573	8.11	0.20	8.0	42.5
K287130		3.0	0.46	0.23	0.12	<0.1	0.017	0.05	0.5	1.1	13.25	219	0.14	0.01	0.2	1.9
K287131		510	5.49	11.75	0.16	1.7	4.62	2.52	22.9	17.6	2.42	479	6.48	0.20	8.9	36.3
K287132		574	7.06	14.35	0.18	1.5	7.52	1.19	27.6	30.0	2.70	969	5.19	0.18	8.3	41.5
K287133		217	2.99	16.20	0.21	2.1	1.350	2.50	36.7	36.9	2.24	443	13.65	0.24	10.8	57.3
K287134		471	5.90	15.55	0.22	1.6	12.00	0.83	31.3	51.6	1.73	1990	21.1	0.10	8.9	50.3
K287135		1090	5.19	12.35	0.33	1.4	9.22	1.62	25.4	38.8	2.10	1780	13.30	0.19	8.3	44.5
K287136		827	7.48	13.50	0.25	1.2	15.45	0.50	28.6	67.5	2.20	2630	6.68	0.09	6.9	33.3
K287137		367	4.19	14.75	0.17	1.7	6.62	1.38	30.1	74.6	1.48	1800	22.8	0.11	9.7	55.9
K287138		126.5	2.70	11.75	0.17	1.3	3.75	0.58	20.3	41.2	0.82	2110	12.05	0.04	6.9	24.7
K287139		16.7	2.53	15.55	0.13	1.4	0.245	0.37	31.8	36.4	0.73	1900	19.70	0.03	8.3	71.6
K287140		19.6	1.29	8.12	0.08	0.8	0.583	0.17	11.8	19.5	0.67	1880	4.87	0.02	4.2	14.8
K287141		17.9	1.35	8.59	0.09	0.8	0.715	0.17	12.3	20.3	0.68	1920	6.44	0.02	4.4	15.6
K287142		20.4	2.28	10.10	0.10	1.0	1.235	0.24	16.1	37.8	1.68	2540	19.00	0.04	6.1	29.8
K287143		42.8	2.50	14.10	0.12	1.5	1.015	0.67	29.0	40.6	0.79	2350	32.3	0.04	9.0	56.7
K287144		54.0	1.97	12.30	0.14	1.2	2.12	1.21	28.4	20.4	1.10	1560	26.4	0.05	6.5	37.3
K287145		43.9	1.20	8.30	0.11	1.3	0.126	1.09	21.3	10.5	1.06	573	10.05	0.05	6.6	23.9
K287146		766	3.35	12.05	0.21	1.5	2.35	1.80	27.1	37.1	2.11	1620	14.45	0.22	8.9	45.9
K287147		84.9	1.97	12.05	0.14	1.7	0.800	2.07	32.7	23.9	2.37	740	6.99	0.21	9.1	35.1
K287148		116.0	2.11	13.00	0.16	1.8	0.194	2.45	28.9	25.6	2.47	725	7.77	0.21	9.5	39.3
K287149		301	2.07	12.80	0.18	1.9	0.109	2.08	28.5	26.6	2.89	815	7.58	0.25	10.1	33.4
K287150		156.5	2.13	14.60	0.18	2.0	0.204	2.51	29.4	31.9	2.29	436	5.84	0.35	10.2	35.5
K287151		167.5	2.14	14.80	0.19	2.1	0.067	2.55	30.3	29.8	2.45	415	5.81	0.36	10.5	36.7
K287152		132.5	2.42	19.25	0.21	2.5	0.044	3.43	36.0	78.0	1.73	212	4.42	0.56	12.9	40.9
K287153		143.5	2.08	14.40	0.19	2.0	0.057	2.18	28.3	41.3	1.93	266	6.20	0.20	9.4	41.4
K287154		317	3.57	11.55	0.21	0.8	9.58	0.21	19.4	12.8	1.73	2500	2.24	0.04	4.5	27.4
K287155		143.0	1.88	13.90	0.18	2.0	0.076	2.19	25.7	35.1	1.67	257	6.35	0.21	9.3	43.3
K287156		131.0	2.30	18.60	0.20	2.3	0.065	3.62	34.4	73.8	1.61	205	5.70	0.24	12.1	41.8
K287157		130.0	2.39	16.40	0.19	2.1	0.087	2.44	31.4	36.9	1.78	285	7.75	0.24	10.3	49.6
K287158		2.9	0.48	0.26	0.08	<0.1	0.006	0.03	0.6	1.2	12.45	217	0.48	<0.01	0.3	0.5
K287159		71.9	2.32	20.4	0.21	2.7	0.041	4.15	41.0	95.7	1.35	146	3.73	0.35	13.9	44.4
K287160		108.5	2.44	20.5	0.23	2.5	0.036	3.81	37.7	96.2	1.42	166	5.19	0.41	12.9	42.3
K287161		123.0	2.05	15.25	0.18	2.1	0.039	2.65	28.3	36.8	2.27	268	4.67	0.24	10.6	34.3
K287162		100.5	2.22	10.80	0.16	1.5	2.41	1.36	29.7	21.6	2.90	640	3.67	0.14	9.7	24.6

***** See Appendix Page for comments regarding this certificate *****

ALS Canada Ltd.
2103 Dollarton Hwy
North Vancouver BC V7H 0A7
Phone: 604 984 0221 Fax: 604 984 0218 www.alsglobal.com

To: **SILVER RANGE RESOURCES LTD.**
C/O ARCHER, CATHRO & ASSOCIATES (1981) LIMITED
1016-510 W HASTINGS ST
VANCOUVER BC V6B 1L8

Finalized Date: 27-AUG-2012
Account: RANSIL

Project: KEG (Main - Group 1)

CERTIFICATE OF ANALYSIS WH12185491

Sample Description	Method	ME-MS61	ME-MS61	ME-MS61	ME-MS61	ME-MS61	ME-MS61	ME-MS61	ME-MS61	ME-MS61	ME-MS61	ME-MS61	ME-MS61	ME-MS61	ME-MS61	ME-MS61
	Analyte	P	Pb	Rb	Re	S	Sb	Sc	Se	Sn	Sr	Ta	Te	Th	Ti	Tl
	Units	ppm	ppm	ppm	ppm	%	ppm	ppm	ppm	ppm	ppm	ppm	ppm	ppm	%	ppm
	LOR	10	0.5	0.1	0.002	0.01	0.05	0.1	1	0.2	0.2	0.05	0.05	0.2	0.005	0.02
K287127		1760	82.5	136.5	0.010	2.00	2.48	9.6	15	16.8	159.0	0.65	0.27	7.9	0.304	1.04
K287128		1700	13.3	106.5	0.010	3.08	1.47	7.7	19	16.9	151.5	0.66	0.43	7.0	0.296	0.79
K287129		2270	28.0	82.0	0.008	4.28	1.54	7.8	24	14.7	154.0	0.60	0.29	7.0	0.289	0.64
K287130		190	2.4	2.4	<0.002	0.02	0.08	0.4	1	<0.2	38.1	<0.05	<0.05	<0.2	<0.005	0.03
K287131		1910	10.4	123.5	0.006	3.26	1.36	8.1	17	18.9	160.0	0.66	0.48	7.2	0.313	0.90
K287132		2320	12.3	57.7	0.008	4.27	7.39	8.7	24	21.5	170.0	0.60	0.20	6.4	0.276	0.72
K287133		2820	10.7	132.5	0.018	1.42	1.49	11.1	21	11.6	233	0.75	0.07	8.6	0.320	0.98
K287134		2040	24.3	47.0	0.029	2.98	7.07	8.1	26	74.6	161.0	0.64	0.17	7.1	0.262	0.75
K287135		1150	2590	94.0	0.014	2.50	12.25	7.3	65	154.5	188.0	0.58	0.51	6.3	0.243	0.87
K287136		2580	10.0	29.2	0.012	3.81	7.16	6.5	31	51.7	129.0	0.49	0.26	5.7	0.218	0.41
K287137		1400	72.1	77.3	0.035	1.58	10.35	8.8	15	87.2	196.0	0.69	0.30	7.7	0.287	0.75
K287138		650	472	31.7	0.008	0.30	17.05	5.1	26	199.0	198.0	0.52	0.23	5.3	0.216	0.46
K287139		1030	37.3	21.6	0.056	0.06	9.02	7.0	4	153.5	282	0.60	<0.05	6.1	0.255	0.13
K287140		490	98.1	11.4	0.003	0.08	5.94	2.6	4	96.0	231	0.32	<0.05	2.8	0.127	0.03
K287141		530	117.5	11.8	0.003	0.09	6.15	2.7	5	99.6	238	0.32	0.06	2.9	0.135	0.03
K287142		930	178.5	16.6	0.012	0.14	6.51	4.2	8	107.0	215	0.44	0.15	4.3	0.188	0.06
K287143		1040	528	45.5	0.031	0.07	6.28	6.9	6	142.0	254	0.68	0.11	6.7	0.273	0.21
K287144		770	394	64.7	0.032	0.18	15.60	5.5	12	170.5	129.5	0.48	0.08	4.9	0.211	0.49
K287145		740	107.5	58.5	0.019	0.04	5.56	4.7	5	73.5	111.5	0.48	<0.05	4.6	0.204	0.39
K287146		1120	997	96.2	0.016	0.99	8.02	7.8	28	149.0	206	0.62	0.24	7.2	0.269	0.86
K287147		690	96.8	117.0	0.018	0.41	4.10	9.0	9	68.9	261	0.64	0.05	7.5	0.260	0.97
K287148		800	26.5	129.5	0.020	0.47	4.47	10.0	11	60.3	286	0.66	0.23	8.3	0.287	1.06
K287149		670	917	110.0	0.016	0.58	4.83	9.9	15	225	268	0.69	0.10	8.1	0.286	0.95
K287150		550	62.0	142.0	0.021	0.79	3.08	11.1	12	49.7	237	0.71	0.07	9.0	0.293	1.29
K287151		570	22.5	148.5	0.020	0.78	3.34	11.3	11	53.6	261	0.74	0.07	9.2	0.305	1.25
K287152		540	11.3	223	0.017	1.08	4.07	14.9	12	18.9	267	0.88	0.09	12.1	0.352	2.04
K287153		500	10.2	143.0	0.029	0.91	3.66	13.0	15	12.6	208	0.67	0.11	8.4	0.281	1.27
K287154		430	355	14.5	0.010	1.23	5.88	3.4	36	480	46.0	0.33	0.15	3.3	0.147	0.15
K287155		580	15.5	137.0	0.031	0.76	3.39	12.4	16	17.9	216	0.66	0.15	7.8	0.271	1.24
K287156		550	14.7	228	0.023	0.91	4.03	14.3	13	15.7	264	0.83	0.10	11.0	0.329	2.10
K287157		600	7.6	152.5	0.033	1.06	4.18	13.7	15	10.4	211	0.72	0.10	8.6	0.288	1.33
K287158		170	1.5	1.6	<0.002	0.01	0.06	0.4	2	0.2	46.1	<0.05	<0.05	<0.2	<0.005	<0.02
K287159		550	11.1	239	0.016	0.95	4.22	15.9	12	10.0	364	0.96	0.10	12.6	0.370	2.13
K287160		490	10.8	229	0.022	0.87	3.70	15.2	13	11.5	332	0.91	0.11	12.2	0.355	2.16
K287161		520	8.8	156.0	0.017	0.76	2.57	12.7	13	10.9	301	0.73	0.07	9.1	0.304	1.36
K287162		620	61.5	72.7	0.010	0.41	3.70	7.4	12	36.3	237	0.68	0.18	8.5	0.279	0.58

***** See Appendix Page for comments regarding this certificate *****

ALS Canada Ltd.
2103 Dollarton Hwy
North Vancouver BC V7H 0A7
Phone: 604 984 0221 Fax: 604 984 0218 www.alsglobal.com

To: **SILVER RANGE RESOURCES LTD.**
C/ O ARCHER, CATHRO & ASSOCIATES (1981) LIMITED
1016- 510 W HASTINGS ST
VANCOUVER BC V6B 1L8

Finalized Date: 27- AUG- 2012
Account: RANSIL

Project: KEG (Main - Group 1)

CERTIFICATE OF ANALYSIS WH12185491

Sample Description	Method	ME- MS61	ME- MS61	ME- MS61	ME- MS61	ME- MS61	ME- MS61	Zn- OG62
	Analyte	U	V	W	Y	Zn	Zr	Zn
	Units	ppm	ppm	ppm	ppm	ppm	ppm	%
	LOR	0.1	1	0.1	0.1	2	0.5	0.001
K287127		4.0	140	9.9	36.2	2460	67.1	
K287128		3.8	165	24.3	34.6	4560	56.4	
K287129		3.7	135	12.7	34.6	>10000	54.8	1.205
K287130		0.6	4	0.2	0.9	38	<0.5	
K287131		3.6	126	13.8	34.8	5660	56.5	
K287132		3.6	116	46.3	33.8	6610	54.9	
K287133		5.2	176	7.7	39.0	1480	76.9	
K287134		5.7	235	35.2	35.5	>10000	55.9	1.290
K287135		3.6	122	3.2	25.6	8230	47.5	
K287136		4.8	117	44.1	35.7	>10000	41.1	1.320
K287137		5.3	222	39.8	32.9	6560	56.6	
K287138		3.1	94	14.5	21.4	4370	41.7	
K287139		5.6	221	36.2	33.9	842	45.6	
K287140		2.2	58	24.3	13.6	814	24.7	
K287141		2.3	64	25.4	14.3	1000	24.4	
K287142		3.5	116	18.0	18.7	4500	31.9	
K287143		5.4	220	33.6	31.4	2190	47.8	
K287144		6.3	137	9.5	21.7	3380	38.2	
K287145		2.9	84	1.9	19.6	310	41.8	
K287146		3.8	131	3.3	27.1	2930	53.4	
K287147		3.6	142	1.2	27.4	1020	59.8	
K287148		4.2	157	2.6	30.0	401	64.2	
K287149		3.2	120	4.8	27.6	459	66.3	
K287150		3.7	142	1.1	26.4	315	74.4	
K287151		3.8	142	1.1	27.2	188	76.1	
K287152		4.1	140	1.4	26.0	80	93.3	
K287153		3.7	134	1.0	25.7	152	73.1	
K287154		5.2	68	2.9	28.3	>10000	22.3	1.465
K287155		3.6	131	1.0	25.2	192	75.3	
K287156		4.4	149	1.5	26.5	184	89.8	
K287157		4.8	191	1.1	29.9	242	78.9	
K287158		0.7	3	0.1	0.9	17	<0.5	
K287159		4.2	150	1.6	27.2	142	98.8	
K287160		4.2	152	1.5	25.0	219	93.0	
K287161		3.5	125	1.1	25.7	90	76.3	
K287162		2.9	81	1.4	25.6	3160	50.2	

***** See Appendix Page for comments regarding this certificate *****

ALS Canada Ltd.
2103 Dollarton Hwy
North Vancouver BC V7H 0A7
Phone: 604 984 0221 Fax: 604 984 0218 www.alsglobal.com

To: **SILVER RANGE RESOURCES LTD.**
C/O ARCHER, CATHRO & ASSOCIATES (1981) LIMITED
1016- 510 W HASTINGS ST
VANCOUVER BC V6B 1L8

Page: Appendix 1
Total # Appendix Pages: 1
Finalized Date: 27- AUG- 2012
Account: RANSIL

Project: KEG (Main - Group 1)

CERTIFICATE OF ANALYSIS WH12185491

Method	CERTIFICATE COMMENTS
ME- MS61	Interference: Ca> 10% on ICP- MS As, ICP- AES results shown.
ME- MS61	REE's may not be totally soluble in this method.

ALS Canada Ltd.

2103 Dollarton Hwy
North Vancouver BC V7H 0A7
Phone: 604 984 0221 Fax: 604 984 0218 www.alsglobal.com

To: **SILVER RANGE RESOURCES LTD.**
C/O ARCHER, CATHRO & ASSOCIATES (1981) LIMITED
1016-510 W HASTINGS ST
VANCOUVER BC V6B 1L8

Finalized Date: 27-AUG-2012
Account: RANSIL

CERTIFICATE WH12185492

Project: KEG (Main - Group 2)

P.O. No.: Batch 64

This report is for 36 Drill Core samples submitted to our lab in Whitehorse, YT, Canada on 8-AUG-2012.

The following have access to data associated with this certificate:

MATT DUMALA	JOAN MARIACHER	HEATHER SMITH

SAMPLE PREPARATION

ALS CODE	DESCRIPTION
WEI-21	Received Sample Weight
LOG-22	Sample login - Rcd w/o BarCode
CRU-31	Fine crushing - 70%<2mm
CRU-QC	Crushing QC Test
SPL-21	Split sample - riffle splitter
PUL-QC	Pulverizing QC Test
PUL-31	Pulverize split to 85%<75 um
LOG-22d	Sample login - Rcd w/o BarCode dup
SPL-21d	Split sample - duplicate
PUL-31d	Pulverize Split - duplicate
LOG-23	Pulp Login - Rcvd with Barcode

ANALYTICAL PROCEDURES

ALS CODE	DESCRIPTION	INSTRUMENT
Au-AA24	Au 50g FA AA finish	AAS
ME-OG62	Ore Grade Elements - Four Acid	ICP-AES
Sn-XRF05	Sn-Trace Level XRF Analysis	XRF
ME-MS61	48 element four acid ICP-MS	
Zn-OG62	Ore Grade Zn - Four Acid	VARIABLE

To: **SILVER RANGE RESOURCES LTD.**
ATTN: JOAN MARIACHER
C/O ARCHER, CATHRO & ASSOCIATES (1981) LIMITED
1016-510 W HASTINGS ST
VANCOUVER BC V6B 1L8

This is the Final Report and supersedes any preliminary report with this certificate number. Results apply to samples as submitted. All pages of this report have been checked and approved for release.

***** See Appendix Page for comments regarding this certificate *****

Signature:

Colin Ramshaw, Vancouver Laboratory Manager

ALS Canada Ltd.
2103 Dollarton Hwy
North Vancouver BC V7H 0A7
Phone: 604 984 0221 Fax: 604 984 0218 www.alsglobal.com

To: **SILVER RANGE RESOURCES LTD.**
C/O ARCHER, CATHRO & ASSOCIATES (1981) LIMITED
1016-510 W HASTINGS ST
VANCOUVER BC V6B 1L8

Finalized Date: 27-AUG-2012
Account: RANSIL

Project: KEG (Main - Group 2)

CERTIFICATE OF ANALYSIS WH12185492

Sample Description	Method	WEI-21	Au-AA24	Sn-XRF05	ME-MS61	ME-MS61	ME-MS61	ME-MS61	ME-MS61	ME-MS61	ME-MS61	ME-MS61	ME-MS61	ME-MS61	ME-MS61	ME-MS61
	Analyte	Recvd Wt.	Au	Sn	Ag	Al	As	Ba	Be	Bi	Ca	Cd	Ce	Co	Cr	Cs
	Units	kg	ppm	ppm	ppm	%	ppm	ppm	ppm	ppm	%	ppm	ppm	ppm	ppm	ppm
	LOR	0.02	0.005	5	0.01	0.01	0.2	10	0.05	0.01	0.01	0.02	0.01	0.1	1	0.05
K285196		7.65	<0.005	25	2.72	4.79	119.0	920	1.78	1.34	1.63	20.3	63.0	9.0	68	9.39
K285197		7.30	<0.005	20	2.63	2.63	265	680	1.46	1.03	2.70	21.0	34.4	6.9	104	6.32
K285198		3.32	<0.005	<5	0.01	0.07	34	20	0.07	0.02	20.3	0.08	1.16	1.1	1	0.13
K285199		6.87	<0.005	19	1.79	4.39	95.3	790	1.84	0.27	2.32	5.65	41.2	10.6	59	7.18
K285200		6.59	<0.005	9	0.40	3.94	28.1	1220	2.27	0.12	2.41	1.46	41.4	12.1	64	10.25
K285201		7.38	<0.005	16	1.26	4.70	20.5	1200	2.19	0.21	2.36	6.56	40.8	10.3	70	10.80
K285202		0.26	0.008	170	34.9	4.03	394	860	1.12	125.5	7.09	174.5	41.9	8.2	64	5.35
K285203		6.95	<0.005	967	44.7	3.65	378	710	1.36	0.82	3.14	52.6	33.9	8.8	68	7.09
K285268		7.42	<0.005	115	19.30	3.61	930	1210	1.38	0.55	2.66	41.3	37.3	8.2	81	10.35
K285205		4.93	<0.005	73	16.55	3.92	414	1020	1.68	1.55	1.45	13.10	42.1	8.5	63	8.18
K285206		5.40	<0.005	24	4.86	3.10	174.0	1240	1.28	0.21	1.03	5.26	34.6	5.5	52	6.46
K285207		7.23	<0.005	92	63.5	3.15	1070	330	1.17	1.14	2.56	87.5	35.4	8.8	48	7.91
K285208		3.11	<0.005	<5	0.18	0.08	8	20	0.06	0.43	20.6	0.21	1.46	0.6	2	0.17
K285209		3.86	<0.005	39	9.45	3.82	132.0	820	1.58	0.19	1.80	15.40	29.7	8.2	51	9.48
K285210		4.24	<0.005	49	1.72	2.53	123.5	760	1.36	0.12	1.69	19.05	23.4	4.8	63	7.93
K285211		3.68	<0.005	184	10.10	1.06	90.1	60	0.70	0.09	7.55	605	21.0	10.0	88	4.74
K285212		3.69	<0.005	45	2.66	1.41	65.5	230	1.03	0.06	6.35	11.55	24.7	3.7	172	11.25
K285213		7.67	<0.005	29	2.61	1.72	55.8	370	0.87	0.07	4.10	33.9	27.1	4.2	159	9.50
K285214		<0.02	<0.005	26	2.47	1.68	54.5	360	0.86	0.08	4.02	30.7	25.4	4.3	150	9.26
K285215		7.42	<0.005	19	2.13	2.31	16.6	860	1.21	0.07	5.14	17.85	26.4	3.6	89	8.42
K285216		7.44	<0.005	30	3.36	1.23	33.7	330	0.81	0.06	4.32	18.60	24.1	3.0	117	7.76
K285217		7.74	<0.005	20	3.11	1.56	36.8	260	1.08	0.07	5.93	52.9	28.2	4.5	92	7.34
K285218		4.44	<0.005	16	1.93	3.86	20.5	450	1.81	0.16	3.70	11.65	39.5	9.7	72	11.70
K285219		3.10	<0.005	94	14.50	1.51	33.5	210	0.71	0.40	6.71	461	14.25	16.9	34	2.22
K285220		0.26	0.019	270	24.3	4.05	1190	260	1.10	90.1	7.77	299	40.4	12.4	47	4.31
K285221		7.53	<0.005	38	2.55	1.55	17.7	290	0.80	0.33	4.20	66.0	24.1	5.7	102	5.85
K285222		7.93	<0.005	15	3.28	1.60	25.6	170	1.15	0.15	5.22	42.6	29.4	4.0	110	9.45
K285223		7.47	<0.005	15	3.52	2.00	33.5	630	1.14	0.09	5.46	73.2	26.9	5.5	145	10.15
K285224		7.37	<0.005	5	2.46	2.19	33.5	870	1.26	0.08	3.43	25.3	25.4	4.4	117	7.22
K285225		7.58	<0.005	9	2.09	2.34	25.0	840	1.23	0.10	3.20	26.3	23.5	4.3	98	7.26
K285226		6.97	<0.005	14	2.08	2.75	66.9	810	1.54	0.09	3.40	19.10	29.9	5.7	94	7.82
K285227		7.22	<0.005	10	1.19	3.35	19.7	800	1.60	0.10	1.57	14.00	32.4	6.6	71	6.92
K285228		3.19	<0.005	12	1.17	3.44	20.3	750	1.83	0.11	1.57	11.85	35.6	7.1	76	7.18
K285229		6.92	<0.005	14	1.61	3.27	32.7	880	1.52	0.10	2.01	18.90	27.8	6.0	99	6.59
K285230		6.87	<0.005	8	0.74	3.26	15.4	1100	1.46	0.05	1.67	2.61	28.1	4.8	78	6.53
K285231		6.96	<0.005	24	1.10	4.02	33.3	960	1.66	0.11	0.90	5.07	32.3	7.9	57	7.50

***** See Appendix Page for comments regarding this certificate *****

ALS Canada Ltd.
2103 Dollarton Hwy
North Vancouver BC V7H 0A7
Phone: 604 984 0221 Fax: 604 984 0218 www.alsglobal.com

To: **SILVER RANGE RESOURCES LTD.**
C/O ARCHER, CATHRO & ASSOCIATES (1981) LIMITED
1016- 510 W HASTINGS ST
VANCOUVER BC V6B 1L8

Finalized Date: 27- AUG- 2012
Account: RANSIL

Project: KEG (Main - Group 2)

CERTIFICATE OF ANALYSIS WH12185492

Sample Description	Method	ME-MS61	ME-MS61	ME-MS61	ME-MS61	ME-MS61	ME-MS61	ME-MS61	ME-MS61	ME-MS61	ME-MS61	ME-MS61	ME-MS61	ME-MS61	ME-MS61	ME-MS61
	Analyte	Cu	Fe	Ga	Ge	Hf	In	K	La	Li	Mg	Mn	Mo	Na	Nb	Ni
	Units	ppm	%	ppm	ppm	ppm	ppm	%	ppm	ppm	%	ppm	ppm	%	ppm	ppm
	LOR	0.2	0.01	0.05	0.05	0.1	0.005	0.01	0.5	0.2	0.01	5	0.05	0.01	0.1	0.2
K285196		67.1	2.11	13.60	0.24	2.1	0.143	2.27	36.6	54.4	0.93	100	37.9	0.10	14.5	116.0
K285197		81.6	1.83	8.11	0.21	1.2	0.200	0.94	26.8	42.1	1.11	161	37.5	0.05	10.9	209
K285198		1.4	0.40	0.33	0.12	<0.1	0.010	0.03	0.6	1.2	12.05	173	0.13	<0.01	0.4	<0.2
K285199		58.1	2.42	11.10	0.24	1.6	0.094	1.85	25.4	53.6	0.91	191	9.68	0.09	8.0	93.5
K285200		46.2	2.01	10.85	0.17	1.5	0.041	1.76	27.0	71.1	0.64	173	4.23	0.06	5.7	120.0
K285201		66.3	2.50	12.45	0.23	1.6	0.114	2.17	25.9	61.7	0.87	107	4.51	0.07	6.7	79.8
K285202		1030	5.19	11.25	0.21	1.3	8.41	1.63	23.6	34.5	2.14	1780	12.15	0.20	7.5	46.4
K285203		164.0	2.91	11.80	0.25	1.7	0.443	1.98	22.0	31.7	0.69	162	16.25	0.06	6.6	98.8
K285268		103.0	2.63	11.90	0.19	1.5	0.458	1.87	28.0	57.4	1.25	114	38.4	0.06	10.9	140.0
K285205		100.0	2.50	11.40	0.20	1.3	0.130	2.49	26.7	33.3	0.65	50	10.85	0.07	13.6	70.1
K285206		59.6	1.75	8.35	0.15	1.1	0.069	1.65	22.8	28.0	0.50	49	19.65	0.04	13.3	74.7
K285207		186.5	4.92	11.75	0.31	1.1	1.240	1.38	25.9	41.8	2.04	138	23.5	0.04	11.9	76.0
K285208		4.3	0.45	0.26	0.10	<0.1	0.008	0.03	0.7	1.4	12.80	182	0.23	<0.01	0.2	1.9
K285209		87.7	2.34	11.25	0.12	1.5	0.197	1.82	18.1	49.9	1.07	74	18.10	0.03	18.3	89.8
K285210		62.4	1.46	7.04	0.09	1.2	0.105	0.78	16.9	32.4	1.06	105	58.8	0.06	6.1	130.0
K285211		224	2.37	6.41	0.18	0.7	0.077	0.35	19.6	27.5	3.48	1080	34.3	0.01	11.5	147.5
K285212		108.5	1.08	4.44	0.14	1.0	<0.005	0.70	26.1	33.5	1.63	290	20.7	0.01	11.4	181.5
K285213		90.5	1.26	5.43	0.13	1.1	0.018	0.74	26.2	32.1	1.56	298	36.8	0.02	12.9	196.5
K285214		85.1	1.26	5.30	0.13	1.0	0.024	0.72	25.3	31.2	1.52	293	35.1	0.02	12.4	191.0
K285215		78.6	1.43	8.00	0.16	1.1	0.039	0.74	20.0	37.7	1.85	311	36.3	0.05	10.1	135.0
K285216		120.5	0.94	6.24	0.14	0.9	0.050	0.56	23.2	24.1	1.49	223	26.5	0.01	13.3	143.0
K285217		133.0	1.25	9.73	0.15	1.0	0.085	0.52	25.3	25.6	1.67	301	68.6	0.01	14.5	176.5
K285218		140.5	2.43	12.00	0.16	1.4	0.036	0.87	26.9	49.6	2.05	236	39.4	0.10	10.2	131.5
K285219		110.5	1.65	7.91	0.32	0.6	1.020	0.37	9.6	13.8	0.51	829	22.1	0.04	3.8	62.8
K285220		1805	5.72	11.90	0.18	1.3	19.10	1.45	21.0	26.5	1.99	2610	15.10	0.16	7.4	48.3
K285221		165.0	1.68	10.90	0.14	1.0	0.345	0.37	21.8	31.3	1.67	322	62.1	0.02	9.9	160.0
K285222		141.5	1.53	12.60	0.15	1.0	0.094	0.58	27.8	30.3	2.42	407	62.8	0.01	15.5	184.0
K285223		161.0	1.46	6.63	0.15	1.0	0.034	0.79	25.1	30.4	1.95	376	29.4	0.02	11.2	169.5
K285224		92.7	1.37	7.58	0.15	1.2	0.038	0.85	23.0	22.5	1.14	209	48.1	0.05	8.9	165.0
K285225		75.9	1.39	6.49	0.15	1.2	0.035	0.83	20.2	21.2	1.02	163	34.6	0.06	6.4	146.5
K285226		114.0	1.77	7.65	0.14	1.1	0.017	1.02	23.2	27.0	1.26	177	26.2	0.05	10.3	161.0
K285227		78.1	2.14	8.91	0.12	1.3	0.032	1.33	22.6	27.0	0.72	88	27.2	0.08	9.1	111.5
K285228		78.5	2.07	9.32	0.10	1.4	0.035	1.39	24.7	28.1	0.70	81	28.1	0.08	9.6	112.0
K285229		74.0	1.80	8.85	0.13	1.4	0.035	1.16	19.7	27.1	0.69	91	33.1	0.09	7.7	144.5
K285230		60.7	1.44	8.40	0.09	1.4	0.018	1.51	17.1	20.0	0.43	54	16.60	0.07	7.9	87.2
K285231		74.4	1.66	11.45	0.11	1.3	0.042	1.83	21.9	21.2	0.48	49	26.5	0.04	10.8	83.2

***** See Appendix Page for comments regarding this certificate *****

ALS Canada Ltd.
2103 Dollarton Hwy
North Vancouver BC V7H 0A7
Phone: 604 984 0221 Fax: 604 984 0218 www.alsglobal.com

To: **SILVER RANGE RESOURCES LTD.**
C/O ARCHER, CATHRO & ASSOCIATES (1981) LIMITED
1016-510 W HASTINGS ST
VANCOUVER BC V6B 1L8

Finalized Date: 27-AUG-2012
Account: RANSIL

Project: KEG (Main - Group 2)

CERTIFICATE OF ANALYSIS WH12185492

Sample Description	Method	ME-MS61	ME-MS61	ME-MS61	ME-MS61	ME-MS61	ME-MS61	ME-MS61	ME-MS61	ME-MS61	ME-MS61	ME-MS61	ME-MS61	ME-MS61	ME-MS61	ME-MS61
	Analyte	P	Pb	Rb	Re	S	Sb	Sc	Se	Sn	Sr	Ta	Te	Th	Ti	Tl
	Units	ppm	ppm	ppm	ppm	%	ppm	ppm	ppm	ppm	ppm	ppm	ppm	ppm	%	ppm
	LOR	10	0.5	0.1	0.002	0.01	0.05	0.1	1	0.2	0.2	0.05	0.05	0.2	0.005	0.02
K285196		770	363	138.5	0.043	1.29	13.40	8.3	22	23.6	125.5	0.86	0.17	10.5	0.235	1.82
K285197		6560	369	88.6	0.070	1.03	12.95	6.3	31	19.8	123.0	0.58	0.18	5.6	0.138	1.30
K285198		210	2.0	1.5	<0.002	0.02	<0.05	0.3	1	<0.2	48.9	<0.05	<0.05	<0.2	<0.005	<0.02
K285199		3850	368	123.0	0.025	1.60	7.18	7.9	25	20.1	214	0.51	0.16	6.4	0.199	1.51
K285200		5380	12.7	116.5	0.024	1.25	7.44	8.3	10	10.6	215	0.40	0.08	5.7	0.187	1.41
K285201		4190	112.0	156.5	0.023	1.88	9.28	10.1	15	13.3	162.5	0.44	0.15	6.0	0.217	1.85
K285202		1140	2560	82.0	0.013	2.60	11.05	7.4	54	148.5	183.5	0.55	0.49	6.1	0.250	0.84
K285203		3490	6930	136.0	0.029	2.05	288	7.2	86	>500	126.5	0.44	0.37	5.1	0.169	1.83
K285268		2570	2350	147.5	0.052	1.68	62.0	7.6	36	129.0	77.2	0.66	0.47	6.2	0.186	2.21
K285205		2070	2110	171.0	0.025	1.47	20.3	7.8	42	73.9	113.5	0.82	0.70	6.4	0.196	2.30
K285206		1110	548	119.5	0.038	0.90	8.94	5.6	16	23.7	151.0	0.85	0.21	5.6	0.158	1.70
K285207		1370	6130	137.0	0.035	3.52	66.9	5.8	102	89.2	105.0	0.74	1.53	5.2	0.152	1.99
K285208		210	10.9	1.7	<0.002	0.02	0.25	0.2	<1	1.0	43.7	<0.05	<0.05	<0.2	<0.005	0.03
K285209		1520	775	125.0	0.045	1.57	25.5	6.2	21	36.5	68.8	1.14	0.29	7.1	0.199	2.14
K285210		2690	115.5	63.9	0.072	0.89	9.94	4.7	14	41.6	109.0	0.38	0.14	4.2	0.138	1.32
K285211		2830	275	39.7	0.091	4.37	16.35	3.2	52	128.0	100.0	0.56	0.17	3.3	0.060	1.22
K285212		>10000	43.1	74.6	0.097	0.56	14.30	4.2	17	49.1	171.5	0.55	0.11	4.0	0.084	2.11
K285213		6690	47.0	67.1	0.093	0.82	20.9	4.4	21	25.2	165.5	0.77	0.17	4.6	0.096	1.91
K285214		6600	45.5	62.5	0.097	0.78	20.2	4.3	21	24.3	160.0	0.75	0.14	4.5	0.093	1.80
K285215		4200	47.4	53.6	0.068	0.93	15.90	4.6	22	20.9	193.5	0.50	0.14	4.4	0.114	1.61
K285216		5980	56.1	42.5	0.104	0.51	16.75	3.3	28	27.6	109.5	0.65	0.18	3.8	0.065	1.66
K285217		1710	102.0	40.5	0.105	0.87	26.4	3.7	37	11.0	109.0	0.68	0.19	4.6	0.079	1.81
K285218		1800	131.0	63.0	0.062	1.57	22.8	8.2	36	12.1	182.0	0.57	0.16	5.8	0.183	2.37
K285219		1270	1970	17.2	0.032	3.53	37.4	2.8	124	39.2	169.0	0.20	0.51	2.3	0.076	0.42
K285220		840	1400	62.3	0.020	2.83	7.92	6.7	51	227	161.0	0.59	0.49	5.8	0.253	0.64
K285221		3030	149.5	29.7	0.079	1.13	15.40	6.0	29	29.3	115.5	0.51	0.19	3.4	0.086	1.04
K285222		2850	114.0	46.6	0.127	0.95	27.9	4.2	36	10.6	96.7	0.66	0.20	4.7	0.085	2.19
K285223		6440	44.1	52.5	0.082	1.26	25.5	5.4	40	7.1	155.0	0.53	0.23	4.3	0.114	2.31
K285224		5900	48.0	52.4	0.089	1.13	26.2	5.1	28	4.9	171.5	0.43	0.25	3.9	0.122	1.71
K285225		6440	40.4	50.5	0.058	1.09	20.6	4.8	30	3.9	223	0.37	0.17	4.0	0.125	1.59
K285226		5970	29.5	63.0	0.074	1.22	18.50	5.6	30	11.6	177.5	0.56	0.15	4.6	0.132	1.80
K285227		2740	25.1	72.2	0.038	1.42	7.78	6.8	19	6.5	159.5	0.61	0.13	5.2	0.177	1.54
K285228		2940	21.2	73.9	0.037	1.35	7.47	7.2	19	7.1	153.0	0.66	0.11	5.4	0.183	1.47
K285229		3320	54.1	70.6	0.052	1.21	10.10	6.3	23	8.9	234	0.49	0.13	5.4	0.172	1.42
K285230		3030	15.8	79.4	0.029	0.89	6.42	5.9	15	7.0	157.5	0.56	0.10	5.0	0.170	1.26
K285231		610	32.4	104.5	0.028	0.97	9.62	7.3	13	18.5	154.5	0.71	0.09	5.6	0.188	1.45

***** See Appendix Page for comments regarding this certificate *****

ALS Canada Ltd.
2103 Dollarton Hwy
North Vancouver BC V7H 0A7
Phone: 604 984 0221 Fax: 604 984 0218 www.alsglobal.com

To: **SILVER RANGE RESOURCES LTD.**
C/O ARCHER, CATHRO & ASSOCIATES (1981) LIMITED
1016- 510 W HASTINGS ST
VANCOUVER BC V6B 1L8

Finalized Date: 27- AUG- 2012
Account: RANSIL

Project: KEG (Main - Group 2)

CERTIFICATE OF ANALYSIS WH12185492

Sample Description	Method	ME-MS61	ME-MS61	ME-MS61	ME-MS61	ME-MS61	ME-MS61	Zn-OG62
	Analyte	U	V	W	Y	Zn	Zr	Zn
	Units	ppm	ppm	ppm	ppm	ppm	ppm	%
	LOR	0.1	1	0.1	0.1	2	0.5	0.001
K285196		11.2	1200	1.9	23.0	1600	78.6	
K285197		15.9	1440	1.6	41.1	2030	52.1	
K285198		0.5	2	0.1	1.0	17	<0.5	
K285199		6.9	309	1.1	28.7	1120	62.3	
K285200		6.1	281	1.0	25.1	864	55.7	
K285201		5.2	298	1.1	27.2	744	63.9	
K285202		3.3	121	3.5	23.5	8110	44.8	
K285203		8.2	563	2.2	22.2	4530	55.0	
K285268		12.3	1160	2.5	29.2	3280	66.9	
K285205		5.4	423	1.4	21.4	934	55.1	
K285206		7.3	529	1.1	15.4	433	57.0	
K285207		8.0	542	1.7	17.2	6100	43.8	
K285208		0.8	3	0.1	0.9	31	<0.5	
K285209		7.5	683	1.4	15.8	1410	56.1	
K285210		11.0	1110	1.4	28.5	1940	41.3	
K285211		14.7	1360	1.0	38.1	>10000	37.8	5.40
K285212		15.7	945	0.6	45.3	1150	63.9	
K285213		17.1	1340	0.6	39.7	3400	56.9	
K285214		17.2	1290	0.5	37.3	3100	54.3	
K285215		11.8	1040	0.7	31.2	1740	47.0	
K285216		16.9	1060	0.4	39.8	1980	48.2	
K285217		22.4	2480	0.5	36.5	5880	45.7	
K285218		11.6	1210	1.0	32.5	1330	56.2	
K285219		7.5	515	0.5	18.8	>10000	24.5	5.66
K285220		3.0	107	5.4	22.5	>10000	36.2	1.420
K285221		16.6	1480	0.7	34.9	5910	51.1	
K285222		21.9	2370	0.5	34.7	4960	49.4	
K285223		15.6	1150	0.5	43.5	6210	58.9	
K285224		15.2	1230	0.6	43.7	2410	57.4	
K285225		11.8	1010	0.7	35.4	2510	48.1	
K285226		13.3	1210	0.6	37.1	1940	47.6	
K285227		9.3	719	1.0	25.6	1290	46.3	
K285228		9.6	715	1.1	27.9	1040	51.9	
K285229		11.1	1110	0.9	27.1	1850	63.3	
K285230		6.6	481	0.8	24.1	209	45.6	
K285231		8.3	581	1.1	20.2	424	44.7	

***** See Appendix Page for comments regarding this certificate *****

ALS Canada Ltd.
2103 Dollarton Hwy
North Vancouver BC V7H 0A7
Phone: 604 984 0221 Fax: 604 984 0218 www.alsglobal.com

To: **SILVER RANGE RESOURCES LTD.**
C/O ARCHER, CATHRO & ASSOCIATES (1981) LIMITED
1016- 510 W HASTINGS ST
VANCOUVER BC V6B 1L8

Page: Appendix 1
Total # Appendix Pages: 1
Finalized Date: 27- AUG- 2012
Account: RANSIL

Project: KEG (Main - Group 2)

CERTIFICATE OF ANALYSIS WH12185492

Method	CERTIFICATE COMMENTS
ME- MS61	Interference: Ca> 10% on ICP- MS As, ICP- AES results shown.
ME- MS61	REE's may not be totally soluble in this method.

ALS Canada Ltd.

2103 Dollarton Hwy
North Vancouver BC V7H 0A7
Phone: 604 984 0221 Fax: 604 984 0218 www.alsglobal.com

To: **SILVER RANGE RESOURCES LTD.**
C/O ARCHER, CATHRO & ASSOCIATES (1981) LIMITED
1016-510 W HASTINGS ST
VANCOUVER BC V6B 1L8

Finalized Date: 16-AUG-2012
Account: RANSIL

CERTIFICATE WH12186477

Project: SNAP Group 5

P.O. No.: Batch 26

This report is for 36 Drill Core samples submitted to our lab in Whitehorse, YT, Canada on 9-AUG-2012.

The following have access to data associated with this certificate:

MATT DUMALA	JOAN MARIACHER	

SAMPLE PREPARATION

ALS CODE	DESCRIPTION
WEI-21	Received Sample Weight
LOG-22	Sample login - Rcd w/o BarCode
CRU-31	Fine crushing - 70%<2mm
CRU-QC	Crushing QC Test
SPL-21	Split sample - riffle splitter
PUL-QC	Pulverizing QC Test
PUL-31	Pulverize split to 85%<75 um
LOG-22d	Sample login - Rcd w/o BarCode dup
SPL-21d	Split sample - duplicate
PUL-31d	Pulverize Split - duplicate
LOG-23	Pulp Login - Rcvd with Barcode

ANALYTICAL PROCEDURES

ALS CODE	DESCRIPTION	INSTRUMENT
Au-AA24	Au 50g FA AA finish	AAS
ME-OG62	Ore Grade Elements - Four Acid	ICP-AES
Sn-XRF05	Sn-Trace Level XRF Analysis	XRF
ME-MS61	48 element four acid ICP-MS	
Pb-OG62	Ore Grade Pb - Four Acid	VARIABLE
Zn-OG62	Ore Grade Zn - Four Acid	VARIABLE

To: **SILVER RANGE RESOURCES LTD.**
ATTN: JOAN MARIACHER
C/O ARCHER, CATHRO & ASSOCIATES (1981) LIMITED
1016-510 W HASTINGS ST
VANCOUVER BC V6B 1L8

This is the Final Report and supersedes any preliminary report with this certificate number. Results apply to samples as submitted. All pages of this report have been checked and approved for release.

***** See Appendix Page for comments regarding this certificate *****

Signature: 

Colin Ramshaw, Vancouver Laboratory Manager

ALS Canada Ltd.
2103 Dollarton Hwy
North Vancouver BC V7H 0A7
Phone: 604 984 0221 Fax: 604 984 0218 www.alsglobal.com

To: **SILVER RANGE RESOURCES LTD.**
C/O ARCHER, CATHRO & ASSOCIATES (1981) LIMITED
1016-510 W HASTINGS ST
VANCOUVER BC V6B 1L8

Finalized Date: 16-AUG-2012
Account: RANSIL

Project: SNAP Group 5

CERTIFICATE OF ANALYSIS WH12186477

Sample Description	Method	WEI-21	Au-AA24	Sn-XRF05	ME-MS61	ME-MS61	ME-MS61	ME-MS61	ME-MS61	ME-MS61	ME-MS61	ME-MS61	ME-MS61	ME-MS61	ME-MS61	ME-MS61
	Analyte	Recvd Wt.	Au	Sn	Ag	Al	As	Ba	Be	Bi	Ca	Cd	Ce	Co	Cr	Cs
	Units	kg	ppm	ppm	ppm	%	ppm	ppm	ppm	ppm	%	ppm	ppm	ppm	ppm	ppm
	LOR	0.02	0.005	5	0.01	0.01	0.2	10	0.05	0.01	0.01	0.02	0.01	0.1	1	0.05
K979209		1.30	0.020	12	22.3	5.14	264	210	5.83	0.50	0.16	0.26	49.0	1.8	13	19.35
K979210		4.26	<0.005	7	0.26	6.91	46.8	540	6.03	0.62	0.50	0.12	74.9	3.1	8	15.30
K979211		1.52	<0.005	6	0.36	7.07	9.9	520	6.03	0.66	0.28	0.11	72.1	4.5	8	16.60
K979212		2.11	<0.005	6	0.14	6.74	6.2	540	5.86	0.73	0.72	0.06	78.3	2.9	7	12.30
K979213		1.70	<0.005	10	0.12	6.27	9.2	350	4.17	0.93	0.27	<0.02	44.1	1.9	12	13.40
K979214		2.81	<0.005	7	0.18	6.82	1.6	310	4.28	1.10	0.34	0.06	47.5	3.0	11	15.05
K979215		2.80	0.009	14	3.00	6.66	324	440	4.24	0.52	0.58	0.23	81.6	1.6	18	17.35
K979216		4.41	<0.005	15	0.41	6.99	25.5	480	7.81	0.70	1.07	0.46	76.0	4.0	15	15.75
K979217		3.48	<0.005	5	0.17	7.08	4.9	500	4.39	0.45	1.11	0.09	84.8	3.5	16	11.80
K979218		2.54	<0.005	<5	0.01	0.08	<5	10	0.08	0.02	20.9	0.07	1.41	1.3	1	0.24
K979219		3.62	<0.005	8	0.24	6.98	25.7	500	6.04	0.41	0.94	0.29	86.6	3.8	16	9.34
K979220		1.92	0.032	25	10.85	6.87	622	490	4.34	0.80	0.15	0.16	83.4	2.3	16	14.90
K979221		0.26	0.095	25	61.6	4.84	2330	570	0.96	3.91	6.70	129.0	30.5	13.3	43	2.95
K979222		3.76	0.007	11	10.05	6.92	571	450	4.50	0.59	0.32	0.13	79.9	3.0	17	16.20
K979223		4.01	0.038	11	0.67	6.95	1005	430	5.05	0.76	0.41	0.24	73.6	3.4	17	15.60
K979224		4.48	<0.005	8	0.39	7.07	189.0	440	4.76	0.59	0.21	0.58	70.2	2.0	16	19.60
K979225		3.97	<0.005	9	0.38	6.94	172.0	460	4.77	0.41	0.09	0.33	77.1	1.6	15	21.1
K979226		2.10	<0.005	5	0.53	7.11	165.5	470	4.71	0.46	0.09	0.37	79.9	1.6	15	21.6
K979227		4.16	<0.005	15	1.15	6.78	596	250	4.71	1.29	0.05	0.45	73.3	1.7	17	18.75
K979228		3.26	<0.005	11	0.62	6.70	496	280	4.49	1.19	0.16	0.37	69.6	2.6	16	16.10
K979229		2.47	<0.005	10	0.31	7.03	141.5	440	4.74	1.78	0.26	0.19	61.5	8.3	15	13.85
K979230		4.36	<0.005	10	0.56	7.24	412	450	6.27	1.45	0.27	0.48	73.5	2.6	17	15.35
K979231		3.52	<0.005	9	0.44	7.31	156.5	460	5.66	0.74	0.30	0.32	78.8	3.6	17	15.55
K979232		3.56	<0.005	8	0.16	7.18	37.1	470	5.60	0.90	0.54	0.48	82.7	4.5	18	12.30
K979233		0.26	0.107	26	67.0	5.08	2520	600	0.92	4.06	7.14	134.5	30.1	14.0	47	3.03
K979234		2.55	<0.005	8	0.26	7.35	209	460	3.97	0.64	0.26	0.57	67.2	3.2	18	13.05
K979235		2.25	<0.005	8	0.71	7.04	189.0	470	3.73	1.73	0.18	0.58	77.2	1.3	19	17.70
K979236		2.51	0.005	15	1.79	6.14	408	320	2.97	0.20	0.03	0.35	81.8	0.8	20	17.30
K979237		0.75	0.017	14	3.69	3.30	565	150	3.72	0.21	0.04	0.43	42.4	1.1	12	23.8
K979238		<0.02	0.020	13	3.77	3.26	582	150	3.71	0.22	0.04	0.42	41.7	1.0	11	23.9
K979239		1.88	0.017	31	21.1	3.68	1880	140	3.46	7.09	0.04	1.93	41.0	1.2	12	18.30
K979240		1.62	0.050	44	31.8	3.35	3910	70	3.82	0.37	0.07	5.40	35.7	1.5	10	16.10
K979241		2.44	<0.005	<5	0.10	0.11	15	10	0.09	0.03	21.1	0.08	1.94	1.3	1	0.40
K979242		1.30	0.167	57	53.9	2.43	4680	60	2.82	0.25	0.08	2.73	27.4	2.5	8	15.40
K979243		1.78	0.075	36	26.9	2.07	4300	70	3.76	0.31	0.11	36.4	22.9	4.8	8	19.85
K979244		1.34	0.019	37	16.30	3.02	1280	70	3.26	0.39	0.04	4.66	28.4	1.3	10	19.15

***** See Appendix Page for comments regarding this certificate *****

ALS Canada Ltd.
2103 Dollarton Hwy
North Vancouver BC V7H 0A7
Phone: 604 984 0221 Fax: 604 984 0218 www.alsglobal.com

To: **SILVER RANGE RESOURCES LTD.**
C/O ARCHER, CATHRO & ASSOCIATES (1981) LIMITED
1016-510 W HASTINGS ST
VANCOUVER BC V6B 1L8

Finalized Date: 16-AUG-2012
Account: RANSIL

Project: SNAP Group 5

CERTIFICATE OF ANALYSIS WH12186477

Sample Description	Method	ME-MS61	ME-MS61	ME-MS61	ME-MS61	ME-MS61	ME-MS61	ME-MS61	ME-MS61	ME-MS61	ME-MS61	ME-MS61	ME-MS61	ME-MS61	ME-MS61	ME-MS61
	Analyte	Cu	Fe	Ga	Ge	Hf	In	K	La	Li	Mg	Mn	Mo	Na	Nb	Ni
	Units	ppm	%	ppm	ppm	ppm	ppm	%	ppm	ppm	%	ppm	ppm	%	ppm	ppm
	LOR	0.2	0.01	0.05	0.05	0.1	0.005	0.01	0.5	0.2	0.01	5	0.05	0.01	0.1	0.2
K979209		8.0	1.96	22.3	0.12	1.6	0.023	2.33	25.4	77.2	0.20	10950	0.45	0.18	4.9	3.1
K979210		2.7	1.32	30.8	0.17	2.3	0.030	3.64	37.7	75.7	0.26	3380	0.36	1.46	6.6	3.5
K979211		9.1	1.18	33.4	0.19	2.0	0.042	3.74	35.1	60.1	0.24	3100	0.52	1.01	6.6	3.6
K979212		2.4	1.30	30.0	0.19	2.5	0.031	3.49	40.0	87.0	0.31	1680	0.27	1.72	6.8	2.7
K979213		3.8	0.89	24.0	0.15	1.7	0.042	3.54	20.8	63.5	0.16	122	0.22	1.34	9.9	3.4
K979214		5.8	1.17	24.0	0.17	1.6	0.038	3.49	23.5	63.9	0.18	1160	0.23	1.36	9.8	6.7
K979215		12.4	2.46	23.4	0.21	2.0	0.062	3.97	39.8	40.7	0.26	786	0.32	0.47	11.3	8.2
K979216		5.5	1.23	25.5	0.20	2.4	0.034	3.85	36.6	50.8	0.35	3740	0.31	1.52	13.0	11.4
K979217		5.1	1.33	25.1	0.23	2.1	0.035	3.93	41.0	47.3	0.39	838	0.29	1.71	12.0	10.4
K979218		3.4	0.47	0.41	0.23	<0.1	<0.005	0.04	0.7	1.1	12.35	217	0.12	0.01	0.3	1.0
K979219		6.7	1.28	25.6	0.22	2.4	0.038	3.82	40.5	46.5	0.39	1550	0.30	1.84	12.1	11.3
K979220		25.3	1.48	23.8	0.20	2.3	0.085	3.86	39.8	64.7	0.19	230	0.34	0.37	10.7	5.4
K979221		1025	3.65	12.10	0.13	1.3	0.085	1.29	15.8	16.0	0.65	2710	5.37	1.21	4.3	28.1
K979222		6.9	1.86	25.7	0.21	2.1	0.047	3.86	38.7	42.0	0.29	290	0.36	0.83	11.1	8.9
K979223		5.9	1.47	26.7	0.18	2.1	0.036	3.97	35.0	67.5	0.33	517	1.23	0.91	12.3	7.8
K979224		19.1	1.39	26.0	0.20	2.0	0.034	4.05	33.5	39.9	0.21	245	0.32	0.71	11.3	5.2
K979225		5.6	1.58	25.5	0.22	2.0	0.032	4.17	36.6	54.5	0.20	490	0.36	0.14	9.7	6.4
K979226		6.1	1.59	26.0	0.20	2.0	0.033	4.39	38.1	52.8	0.21	537	0.22	0.16	10.1	6.1
K979227		11.3	2.05	26.5	0.19	2.0	0.047	3.33	35.3	128.0	0.24	445	0.34	0.07	8.9	6.0
K979228		7.9	1.92	26.4	0.19	2.1	0.035	2.97	33.4	75.0	0.24	397	0.71	0.44	8.7	8.0
K979229		9.4	1.36	26.4	0.18	2.0	0.032	3.81	28.3	62.9	0.24	753	0.50	0.87	10.7	11.0
K979230		5.5	1.52	26.5	0.19	2.0	0.035	4.13	36.1	36.9	0.21	373	0.31	0.98	10.2	9.3
K979231		5.4	1.62	26.7	0.20	2.1	0.032	4.12	37.7	68.3	0.22	1850	0.40	0.99	10.4	9.3
K979232		4.0	1.39	25.5	0.20	2.2	0.029	3.99	39.1	42.7	0.29	2940	0.32	1.62	10.4	14.1
K979233		1045	3.86	12.65	0.17	1.4	0.084	1.34	15.7	15.7	0.69	2860	5.43	1.27	4.4	31.0
K979234		8.3	1.50	25.3	0.20	2.0	0.032	4.32	32.7	39.2	0.26	551	0.53	0.93	11.2	9.1
K979235		7.5	1.64	26.2	0.20	2.2	0.034	4.30	37.6	64.5	0.19	522	0.34	0.30	12.5	5.3
K979236		6.1	1.79	24.1	0.19	2.2	0.026	3.54	40.0	61.6	0.21	618	0.29	0.08	11.2	2.2
K979237		10.3	1.56	13.95	0.14	1.2	0.026	1.70	20.7	94.4	0.11	408	0.20	0.05	5.9	2.5
K979238		11.1	1.48	13.75	0.14	1.2	0.026	1.73	20.4	94.8	0.11	384	0.19	0.05	5.9	2.5
K979239		17.0	4.04	15.30	0.15	1.2	0.529	1.75	20.1	112.5	0.12	942	0.31	0.05	5.4	3.2
K979240		37.1	3.41	13.00	0.14	0.9	0.211	1.35	17.4	82.1	0.13	874	0.22	0.02	5.5	2.9
K979241		2.8	0.47	0.45	0.20	<0.1	<0.005	0.05	1.0	1.6	12.45	210	0.14	0.01	0.3	0.2
K979242		24.6	3.08	9.40	0.11	0.7	0.957	0.99	13.4	82.5	0.09	1020	0.26	0.02	3.5	2.7
K979243		68.3	3.52	8.33	0.12	0.6	0.521	0.84	11.2	92.6	0.08	6210	0.22	0.02	3.1	4.2
K979244		53.0	2.04	11.45	0.10	0.8	0.274	1.23	14.2	79.8	0.12	1010	0.29	0.02	4.4	2.2

***** See Appendix Page for comments regarding this certificate *****

ALS Canada Ltd.
2103 Dollarton Hwy
North Vancouver BC V7H 0A7
Phone: 604 984 0221 Fax: 604 984 0218 www.alsglobal.com

To: **SILVER RANGE RESOURCES LTD.**
C/O ARCHER, CATHRO & ASSOCIATES (1981) LIMITED
1016- 510 W HASTINGS ST
VANCOUVER BC V6B 1L8

Finalized Date: 16- AUG- 2012
Account: RANSIL

Project: SNAP Group 5

CERTIFICATE OF ANALYSIS WH12186477

Sample Description	Method	ME-MS61	ME-MS61	ME-MS61	ME-MS61	ME-MS61	ME-MS61	ME-MS61	ME-MS61	ME-MS61	ME-MS61	ME-MS61	ME-MS61	ME-MS61	ME-MS61	ME-MS61
	Analyte	P	Pb	Rb	Re	S	Sb	Sc	Se	Sn	Sr	Ta	Te	Th	Ti	Tl
	Units	ppm	ppm	ppm	ppm	%	ppm	ppm	ppm	ppm	ppm	ppm	ppm	ppm	%	ppm
	LOR	10	0.5	0.1	0.002	0.01	0.05	0.1	1	0.2	0.2	0.05	0.05	0.2	0.005	0.02
K979209		330	569	246	<0.002	0.12	22.0	3.8	1	9.4	32.8	0.45	<0.05	12.2	0.113	3.79
K979210		510	44.9	295	<0.002	0.06	3.69	5.0	1	6.1	142.5	0.53	<0.05	18.8	0.161	2.46
K979211		540	38.6	320	<0.002	0.08	4.54	6.8	1	6.9	111.5	0.47	<0.05	17.7	0.162	2.77
K979212		500	40.5	277	<0.002	0.06	1.59	5.0	1	5.7	162.5	0.50	<0.05	18.8	0.167	2.06
K979213		690	38.2	246	<0.002	0.02	1.98	5.6	1	8.9	91.3	1.44	<0.05	10.1	0.135	1.66
K979214		740	38.0	265	<0.002	0.01	0.99	5.5	1	8.7	84.1	1.58	<0.05	10.3	0.127	1.91
K979215		510	150.5	327	<0.002	0.88	8.86	4.5	1	11.3	83.6	1.19	<0.05	23.0	0.151	5.46
K979216		670	39.2	320	<0.002	0.24	0.47	4.8	1	11.4	145.0	1.92	<0.05	21.0	0.157	2.86
K979217		560	40.3	282	<0.002	0.02	0.21	4.8	1	5.8	165.5	1.18	<0.05	23.2	0.165	2.21
K979218		170	2.2	2.2	<0.002	0.02	<0.05	0.6	1	<0.2	44.3	<0.05	<0.05	<0.2	<0.005	0.02
K979219		610	43.3	269	<0.002	0.02	0.29	4.7	1	6.0	166.0	1.45	<0.05	23.4	0.168	1.88
K979220		580	872	302	<0.002	0.11	12.45	4.4	1	25.8	104.5	1.22	<0.05	23.2	0.154	2.91
K979221		640	>10000	63.4	0.003	2.75	52.6	8.9	6	2.8	424	0.30	0.20	4.1	0.205	0.76
K979222		510	145.5	295	<0.002	0.11	10.30	4.7	1	10.4	117.5	1.17	<0.05	22.1	0.157	3.61
K979223		640	93.2	311	<0.002	0.08	7.86	4.5	1	12.8	117.5	1.79	<0.05	20.3	0.151	2.92
K979224		670	46.1	319	<0.002	0.07	1.90	4.5	1	7.6	111.5	1.49	<0.05	18.8	0.142	3.31
K979225		580	41.0	339	<0.002	0.04	2.20	4.5	1	6.9	87.6	1.11	<0.05	21.1	0.130	4.26
K979226		610	41.2	346	<0.002	0.05	2.53	4.6	1	7.0	92.2	1.17	<0.05	21.2	0.138	4.45
K979227		520	60.2	336	<0.002	0.14	4.33	4.3	1	11.3	109.0	0.88	<0.05	20.7	0.119	4.50
K979228		590	48.8	285	<0.002	0.09	2.99	4.5	1	9.8	113.5	1.08	<0.05	19.7	0.117	3.79
K979229		620	41.4	289	<0.002	0.02	1.39	4.5	1	9.2	99.4	1.48	<0.05	18.6	0.146	2.79
K979230		630	46.3	318	<0.002	0.04	2.12	4.8	1	8.4	144.5	1.48	<0.05	19.7	0.142	3.24
K979231		610	48.4	318	<0.002	0.10	3.03	4.6	1	9.0	152.5	1.41	<0.05	20.5	0.156	3.38
K979232		600	44.7	278	<0.002	0.04	0.67	4.4	1	6.2	135.0	1.23	<0.05	21.6	0.160	2.09
K979233		670	>10000	65.7	0.002	2.86	54.0	9.4	6	2.8	439	0.32	0.18	4.2	0.214	0.77
K979234		640	55.8	311	<0.002	0.10	1.09	4.5	1	6.1	116.0	1.45	<0.05	19.7	0.139	2.72
K979235		570	48.7	339	<0.002	0.27	2.38	4.9	1	8.0	108.5	1.75	<0.05	20.2	0.152	4.47
K979236		330	41.8	352	<0.002	0.54	18.05	4.5	1	15.5	80.5	1.53	<0.05	18.4	0.167	9.54
K979237		230	46.5	204	<0.002	0.60	36.5	2.7	1	11.6	70.9	0.72	<0.05	9.0	0.084	6.60
K979238		230	54.1	204	<0.002	0.61	36.1	2.7	1	11.6	71.5	0.70	<0.05	8.9	0.085	6.46
K979239		360	800	197.5	<0.002	0.76	64.8	2.5	1	28.4	102.5	0.64	<0.05	10.4	0.080	13.40
K979240		240	6560	188.5	<0.002	0.68	76.0	2.1	1	42.8	97.8	0.90	<0.05	9.6	0.066	7.38
K979241		210	11.5	2.9	<0.002	0.01	0.23	0.5	1	0.2	40.8	<0.05	<0.05	<0.2	<0.005	0.04
K979242		260	9920	130.5	<0.002	1.28	215	1.5	1	60.6	105.5	0.44	<0.05	7.2	0.047	30.1
K979243		140	2700	118.0	0.002	2.50	89.4	1.3	2	34.2	86.7	0.40	<0.05	5.3	0.042	8.27
K979244		210	936	179.0	<0.002	0.72	55.3	1.6	1	33.7	100.5	0.61	<0.05	6.6	0.051	8.60

***** See Appendix Page for comments regarding this certificate *****

ALS Canada Ltd.
2103 Dollarton Hwy
North Vancouver BC V7H 0A7
Phone: 604 984 0221 Fax: 604 984 0218 www.alsglobal.com

To: **SILVER RANGE RESOURCES LTD.**
C/ O ARCHER, CATHRO & ASSOCIATES (1981) LIMITED
1016- 510 W HASTINGS ST
VANCOUVER BC V6B 1L8

Finalized Date: 16- AUG- 2012
Account: RANSIL

Project: SNAP Group 5

CERTIFICATE OF ANALYSIS WH12186477

Sample Description	Method Analyte Units LOR	ME- MS61 U ppm 0.1	ME- MS61 V ppm 1	ME- MS61 W ppm 0.1	ME- MS61 Y ppm 0.1	ME- MS61 Zn ppm 2	ME- MS61 Zr ppm 0.5	Pb- OG62 Pb % 0.001	Zn- OG62 Zn % 0.001
K979209		6.4	14	1.8	7.4	205	53.8		
K979210		8.1	20	1.8	11.2	157	85.8		
K979211		8.2	22	2.7	10.3	165	74.6		
K979212		7.5	21	1.1	9.5	82	90.5		
K979213		7.3	17	2.1	8.6	48	57.2		
K979214		9.5	16	1.7	11.7	81	54.2		
K979215		9.9	19	2.7	6.8	274	73.1		
K979216		6.7	19	2.5	9.8	258	80.7		
K979217		6.0	20	1.5	9.6	81	77.6		
K979218		0.6	3	0.1	0.9	16	0.5		
K979219		7.9	21	1.2	10.0	228	82.4		
K979220		12.5	19	4.5	7.1	187	79.2		
K979221		1.9	63	9.3	12.4	>10000	41.8	1.970	2.03
K979222		10.3	20	2.5	7.3	190	74.9		
K979223		9.6	20	2.9	8.4	93	74.9		
K979224		9.9	20	3.0	8.8	111	70.5		
K979225		10.8	19	3.5	9.5	150	70.7		
K979226		11.4	20	3.5	9.3	141	72.2		
K979227		9.8	19	4.7	7.2	187	68.9		
K979228		9.3	18	3.3	8.2	195	69.3		
K979229		11.2	17	4.2	10.0	245	67.7		
K979230		13.7	18	2.2	8.9	174	68.0		
K979231		12.4	19	2.9	9.4	181	72.5		
K979232		12.8	20	1.5	11.6	239	75.5		
K979233		2.0	66	9.9	12.7	>10000	42.5	1.975	2.05
K979234		14.4	18	2.0	8.7	227	69.6		
K979235		10.0	19	5.8	6.0	204	76.5		
K979236		3.0	21	10.0	3.7	115	81.4		
K979237		2.4	10	5.8	2.3	125	39.7		
K979238		2.2	10	5.6	2.2	130	41.0		
K979239		5.6	10	5.4	3.4	624	38.1		
K979240		5.6	9	4.6	5.4	764	30.0		
K979241		0.5	4	0.1	1.0	18	<0.5		
K979242		2.6	6	7.2	2.4	738	24.6		
K979243		3.4	5	5.9	2.5	5490	20.2		
K979244		3.6	7	6.4	1.9	928	26.7		

***** See Appendix Page for comments regarding this certificate *****

ALS Canada Ltd.
2103 Dollarton Hwy
North Vancouver BC V7H 0A7
Phone: 604 984 0221 Fax: 604 984 0218 www.alsglobal.com

To: **SILVER RANGE RESOURCES LTD.**
C/O ARCHER, CATHRO & ASSOCIATES (1981) LIMITED
1016-510 W HASTINGS ST
VANCOUVER BC V6B 1L8

Finalized Date: 16-AUG-2012
Account: RANSIL

Project: SNAP Group 5

CERTIFICATE OF ANALYSIS WH12186477

Method	CERTIFICATE COMMENTS
ME-MS61	Interference: Ca>10% on ICP-MS As, ICP-AES results shown.
ME-MS61	REE's may not be totally soluble in this method.

ALS Canada Ltd.

2103 Dollarton Hwy
North Vancouver BC V7H 0A7
Phone: 604 984 0221 Fax: 604 984 0218 www.alsglobal.com

To: **SILVER RANGE RESOURCES LTD.**
C/O ARCHER, CATHRO & ASSOCIATES (1981) LIMITED
1016-510 W HASTINGS ST
VANCOUVER BC V6B 1L8

Finalized Date: 16-AUG-2012
Account: RANSIL

CERTIFICATE WH12186478

Project: SNAP Group 5

P.O. No.: Batch 27

This report is for 36 Drill Core samples submitted to our lab in Whitehorse, YT, Canada on 9-AUG-2012.

The following have access to data associated with this certificate:

MATT DUMALA	JOAN MARIACHER	

SAMPLE PREPARATION

ALS CODE	DESCRIPTION
WEI-21	Received Sample Weight
LOG-22	Sample login - Rcd w/o BarCode
CRU-31	Fine crushing - 70%<2mm
CRU-QC	Crushing QC Test
SPL-21	Split sample - riffle splitter
PUL-QC	Pulverizing QC Test
PUL-31	Pulverize split to 85%<75 um
LOG-22d	Sample login - Rcd w/o BarCode dup
SPL-21d	Split sample - duplicate
PUL-31d	Pulverize Split - duplicate
LOG-23	Pulp Login - Rcvd with Barcode

ANALYTICAL PROCEDURES

ALS CODE	DESCRIPTION	INSTRUMENT
Au-AA24	Au 50g FA AA finish	AAS
ME-OG62	Ore Grade Elements - Four Acid	ICP-AES
Sn-XRF05	Sn-Trace Level XRF Analysis	XRF
ME-MS61	48 element four acid ICP-MS	
Ag-OG62	Ore Grade Ag - Four Acid	VARIABLE
Pb-OG62	Ore Grade Pb - Four Acid	VARIABLE
Zn-OG62	Ore Grade Zn - Four Acid	VARIABLE

To: **SILVER RANGE RESOURCES LTD.**
ATTN: JOAN MARIACHER
C/O ARCHER, CATHRO & ASSOCIATES (1981) LIMITED
1016-510 W HASTINGS ST
VANCOUVER BC V6B 1L8

This is the Final Report and supersedes any preliminary report with this certificate number. Results apply to samples as submitted. All pages of this report have been checked and approved for release.

***** See Appendix Page for comments regarding this certificate *****

Signature: 

Colin Ramshaw, Vancouver Laboratory Manager

ALS Canada Ltd.
2103 Dollarton Hwy
North Vancouver BC V7H 0A7
Phone: 604 984 0221 Fax: 604 984 0218 www.alsglobal.com

To: **SILVER RANGE RESOURCES LTD.**
C/O ARCHER, CATHRO & ASSOCIATES (1981) LIMITED
1016-510 W HASTINGS ST
VANCOUVER BC V6B 1L8

Finalized Date: 16-AUG-2012
Account: RANSIL

Project: SNAP Group 5

CERTIFICATE OF ANALYSIS WH12186478

Sample Description	Method / Analyte / Units / LOR	WEI-21 Recvd Wt. kg 0.02	Au-AA24 Au ppm 0.005	Sn-XRF05 Sn ppm 5	ME-MS61 Ag ppm 0.01	ME-MS61 Al % 0.01	ME-MS61 As ppm 0.2	ME-MS61 Ba ppm 10	ME-MS61 Be ppm 0.05	ME-MS61 Bi ppm 0.01	ME-MS61 Ca % 0.01	ME-MS61 Cd ppm 0.02	ME-MS61 Ce ppm 0.01	ME-MS61 Co ppm 0.1	ME-MS61 Cr ppm 1	ME-MS61 Cs ppm 0.05
K979245		0.92	0.745	127	>100	1.63	>10000	50	4.44	0.27	0.13	15.95	21.8	1.6	12	20.4
K979246		3.32	0.013	42	11.60	5.35	621	160	3.60	0.16	0.06	0.63	75.2	1.2	16	17.70
K979247		1.58	0.105	35	43.0	5.09	2900	90	3.22	0.27	0.08	0.96	69.4	0.8	13	22.8
K979248		1.84	0.201	54	65.3	4.27	6590	90	3.39	0.19	0.08	1.25	52.7	1.0	14	18.10
K979249		0.93	<0.005	59	1.54	6.54	628	170	4.63	0.58	0.13	1.44	75.6	0.7	15	13.85
K979250		1.11	0.014	64	4.20	5.80	1320	70	4.32	1.44	0.16	3.34	27.6	2.1	9	15.30
K979251		0.24	0.110	26	59.9	4.79	2370	560	0.83	3.89	6.64	129.0	26.5	13.1	39	2.39
K979252		2.00	<0.005	43	3.86	5.83	554	90	4.32	0.58	0.12	4.32	68.3	2.6	13	15.40
K979253		0.89	0.629	87	84.7	3.10	>10000	50	2.89	0.67	0.44	25.4	36.8	4.2	8	8.12
K979254		3.64	<0.005	<5	0.10	0.08	21	20	0.09	0.03	20.6	0.13	1.48	1.4	3	0.22
K979255		1.78	0.023	49	4.46	6.11	1790	100	3.80	0.68	0.23	5.55	66.7	1.3	12	13.55
K979256		1.10	0.103	58	9.23	5.63	3750	80	3.39	0.41	0.22	9.99	61.2	3.1	7	16.45
K979257		1.06	0.092	72	17.35	4.43	5990	70	3.54	0.56	0.20	22.9	39.0	5.4	6	14.00
K979258		1.66	0.187	48	24.7	4.23	>10000	70	2.84	0.60	0.18	14.40	45.9	7.1	14	11.80
K979259		2.98	<0.005	21	2.96	6.68	242	250	4.45	0.66	0.15	1.15	73.8	1.5	16	16.60
K979260		1.56	<0.005	22	2.38	6.68	265	240	4.50	0.58	0.16	1.64	73.1	1.8	14	17.00
K979261		0.89	0.051	29	4.36	5.99	3100	210	4.09	0.43	0.13	2.66	69.6	2.5	10	17.65
K979262		0.78	0.322	73	16.55	5.08	8740	90	2.94	0.38	0.09	6.41	58.0	12.9	8	15.50
K979263		0.70	0.018	34	8.88	6.13	589	270	3.75	0.70	0.13	0.97	80.0	2.1	13	22.6
K979264		2.02	<0.005	34	2.72	6.03	494	230	3.53	0.33	0.10	0.42	65.2	1.4	12	16.15
K979265		2.71	0.008	32	1.60	6.64	732	420	4.18	0.45	0.17	2.41	78.7	1.1	16	16.25
K979266		2.20	0.010	45	4.25	6.43	1080	290	5.02	0.43	0.16	3.33	73.8	1.0	14	19.40
K979267		0.24	0.066	24	63.5	5.14	2590	600	0.89	3.93	7.12	133.5	27.2	13.5	43	2.41
K979268		0.72	0.042	50	27.6	4.83	1495	100	3.75	0.30	0.11	14.05	55.0	11.2	14	15.75
K979269		0.88	0.097	68	>100	2.91	2840	80	4.20	0.50	0.07	11.45	33.4	4.4	10	20.5
K979270		1.97	0.068	60	21.9	3.80	4540	70	4.47	0.52	0.14	19.65	43.3	12.4	12	18.75
K979271		1.49	0.059	78	22.1	4.92	3470	80	3.94	0.38	0.10	15.45	57.7	11.7	12	17.40
K979272		3.47	<0.005	<5	0.14	0.07	16	10	0.06	0.02	20.8	0.14	1.39	1.7	<1	0.22
K979273		1.41	0.037	72	30.0	3.75	3120	60	4.59	0.40	0.30	48.1	45.6	6.7	6	16.70
K979274		1.01	0.027	63	13.55	4.96	1845	100	4.14	0.32	0.10	3.61	61.3	2.5	14	20.9
K979275		1.10	0.009	53	13.25	5.49	1345	110	4.91	0.47	0.14	11.40	78.2	4.9	14	19.00
K979276		1.11	0.109	36	27.2	1.67	5080	30	3.04	0.17	0.85	38.9	29.2	6.3	1	10.50
K979277		<0.02	0.092	33	27.9	1.62	5320	30	3.21	0.16	0.89	42.0	28.4	6.5	<1	10.75
K979278		0.93	<0.005	40	3.29	6.70	566	210	5.08	2.87	0.10	1.90	67.1	2.6	14	19.05
K979279		1.13	0.074	39	14.15	6.31	3320	260	5.43	0.76	0.18	2.61	80.5	0.7	14	21.3
K979280		1.26	0.112	44	58.8	5.24	2830	140	5.38	0.33	0.23	7.31	68.7	1.1	13	19.75

***** See Appendix Page for comments regarding this certificate *****

ALS Canada Ltd.
2103 Dollarton Hwy
North Vancouver BC V7H 0A7
Phone: 604 984 0221 Fax: 604 984 0218 www.alsglobal.com

To: **SILVER RANGE RESOURCES LTD.**
C/O ARCHER, CATHRO & ASSOCIATES (1981) LIMITED
1016-510 W HASTINGS ST
VANCOUVER BC V6B 1L8

Finalized Date: 16-AUG-2012
Account: RANSIL

Project: SNAP Group 5

CERTIFICATE OF ANALYSIS WH12186478

Sample Description	Method	ME-MS61	ME-MS61	ME-MS61	ME-MS61	ME-MS61	ME-MS61	ME-MS61	ME-MS61	ME-MS61	ME-MS61	ME-MS61	ME-MS61	ME-MS61	ME-MS61	ME-MS61
	Analyte	Cu	Fe	Ga	Ge	Hf	In	K	La	Li	Mg	Mn	Mo	Na	Nb	Ni
	Units	ppm	%	ppm	ppm	ppm	ppm	%	ppm	ppm	%	ppm	ppm	%	ppm	ppm
	LOR	0.2	0.01	0.05	0.05	0.1	0.005	0.01	0.5	0.2	0.01	5	0.05	0.01	0.1	0.2
K979245		331	4.54	5.42	0.10	0.3	0.580	0.64	11.1	101.0	0.07	1410	0.27	0.02	2.1	4.6
K979246		7.4	2.04	18.20	0.13	1.6	0.034	2.34	36.1	113.0	0.22	909	0.33	0.05	9.8	3.2
K979247		48.7	2.12	17.00	0.14	1.5	0.050	2.12	33.8	49.3	0.18	904	0.21	0.02	7.9	2.1
K979248		57.1	2.38	14.60	0.13	1.3	0.062	1.77	25.8	103.0	0.15	861	0.27	0.02	7.1	2.6
K979249		4.1	2.75	19.95	0.14	1.7	0.032	2.84	35.8	150.5	0.25	1180	0.28	0.04	10.6	2.3
K979250		29.3	3.05	17.85	0.13	0.9	0.039	2.21	13.5	164.0	0.19	1140	0.21	0.04	9.5	3.4
K979251		990	3.61	10.40	0.13	1.1	0.072	1.27	13.6	17.8	0.64	2680	4.99	1.20	4.1	27.4
K979252		15.7	3.59	18.40	0.13	1.6	0.058	2.17	32.8	206	0.22	3080	0.23	0.03	9.3	4.6
K979253		75.2	7.91	11.95	0.16	0.8	0.810	1.23	18.0	47.5	0.13	43500	0.20	0.02	4.8	5.4
K979254		2.3	0.46	0.40	<0.05	<0.1	0.007	0.03	0.7	2.1	12.20	248	0.08	<0.01	0.3	1.9
K979255		15.1	2.56	20.1	0.11	1.7	0.104	2.27	32.2	188.5	0.24	4680	0.28	0.03	10.1	4.3
K979256		25.2	3.79	18.20	0.14	1.6	0.186	2.25	29.4	96.7	0.21	2950	0.23	0.03	8.4	4.6
K979257		64.7	9.93	13.40	0.20	1.0	0.273	1.80	19.1	42.0	0.13	7410	0.22	0.03	6.4	7.6
K979258		57.3	8.76	13.05	0.19	1.0	0.218	1.72	23.2	47.4	0.13	2340	0.18	0.03	7.5	10.1
K979259		6.8	2.06	21.3	0.14	1.8	0.029	3.45	35.3	213	0.23	2800	0.35	0.08	12.1	4.9
K979260		7.8	2.01	21.8	0.16	1.8	0.032	3.36	35.3	180.0	0.23	2920	0.26	0.08	12.4	5.1
K979261		14.0	2.43	18.90	0.16	1.7	0.039	3.00	33.5	141.0	0.20	1120	0.28	0.07	9.2	5.4
K979262		54.0	8.18	15.30	0.20	1.4	0.126	2.05	29.4	43.8	0.17	904	0.20	0.02	7.1	10.6
K979263		19.1	2.15	20.0	0.17	1.9	0.084	3.40	38.9	89.0	0.22	952	0.43	0.08	10.8	3.9
K979264		14.3	2.34	19.40	0.14	1.6	0.054	3.31	31.4	61.8	0.20	721	0.22	0.07	8.9	3.0
K979265		5.2	1.50	22.0	0.19	1.8	0.045	4.22	37.2	100.5	0.25	7280	0.31	0.12	10.9	3.3
K979266		8.4	2.16	19.95	0.17	1.8	0.043	3.49	35.2	99.9	0.26	9420	0.54	0.07	9.7	3.4
K979267		1045	3.88	10.65	0.14	1.2	0.079	1.33	14.0	18.9	0.69	2910	5.14	1.28	4.2	28.4
K979268		58.3	6.31	15.35	0.15	1.3	0.637	2.08	27.4	46.1	0.17	1020	0.26	0.03	6.8	9.9
K979269		135.5	4.86	10.05	0.13	0.8	0.570	1.13	16.8	91.8	0.10	2020	0.21	0.02	4.4	6.3
K979270		74.1	7.06	14.85	0.16	1.1	0.405	1.54	21.4	66.1	0.14	6010	0.29	0.02	6.6	10.7
K979271		78.8	6.89	19.80	0.19	1.3	0.153	2.04	28.8	54.8	0.18	1840	0.33	0.02	8.1	12.9
K979272		2.6	0.48	0.40	0.06	<0.1	0.007	0.03	0.7	1.4	12.35	217	0.24	<0.01	0.3	2.3
K979273		101.5	8.43	16.85	0.20	1.1	0.913	1.52	22.6	51.6	0.19	36300	0.21	0.02	5.0	8.0
K979274		37.1	3.14	20.1	0.14	1.4	0.053	2.06	30.2	72.3	0.18	882	0.30	0.03	8.2	5.5
K979275		57.4	6.43	20.7	0.23	1.6	0.074	2.23	37.6	64.1	0.21	3280	0.21	0.03	9.7	11.7
K979276		60.1	8.79	17.75	0.24	0.5	0.478	0.65	13.4	45.4	0.21	>100000	0.22	0.01	2.6	7.1
K979277		59.0	8.98	19.05	0.23	0.5	0.497	0.64	12.9	45.1	0.21	>100000	0.19	0.01	2.5	7.1
K979278		22.4	2.28	24.9	0.17	1.8	0.035	3.51	32.4	147.0	0.21	1620	0.31	0.09	12.4	5.3
K979279		13.8	1.79	24.3	0.17	1.8	0.034	3.08	38.5	204	0.25	10200	0.36	0.07	10.8	2.6
K979280		44.0	2.48	22.3	0.17	1.6	0.046	2.18	33.8	175.5	0.24	21600	0.27	0.04	9.5	4.1

***** See Appendix Page for comments regarding this certificate *****

ALS Canada Ltd.
2103 Dollarton Hwy
North Vancouver BC V7H 0A7
Phone: 604 984 0221 Fax: 604 984 0218 www.alsglobal.com

To: **SILVER RANGE RESOURCES LTD.**
C/O ARCHER, CATHRO & ASSOCIATES (1981) LIMITED
1016- 510 W HASTINGS ST
VANCOUVER BC V6B 1L8

Finalized Date: 16- AUG- 2012
Account: RANSIL

Project: SNAP Group 5

CERTIFICATE OF ANALYSIS WH12186478

Sample Description	Method	ME-MS61	ME-MS61	ME-MS61	ME-MS61	ME-MS61	ME-MS61	ME-MS61	ME-MS61	ME-MS61	ME-MS61	ME-MS61	ME-MS61	ME-MS61	ME-MS61	ME-MS61
	Analyte	P	Pb	Rb	Re	S	Sb	Sc	Se	Sn	Sr	Ta	Te	Th	Ti	Tl
	Units	ppm	ppm	ppm	ppm	%	ppm	ppm	ppm	ppm	ppm	ppm	ppm	ppm	%	ppm
	LOR	10	0.5	0.1	0.002	0.01	0.05	0.1	1	0.2	0.2	0.05	0.05	0.2	0.005	0.02
K979245		290	1560	112.5	<0.002	1.47	222	1.5	1	110.0	279	0.24	<0.05	5.2	0.027	4.00
K979246		360	145.0	317	<0.002	0.51	18.75	3.8	1	35.5	150.0	1.43	<0.05	22.2	0.147	6.52
K979247		400	1365	270	<0.002	0.44	56.6	3.5	1	32.5	92.0	0.86	<0.05	20.8	0.134	7.60
K979248		320	1900	242	<0.002	1.07	109.5	2.8	1	52.3	68.9	0.78	<0.05	16.2	0.103	7.07
K979249		560	159.0	362	<0.002	0.48	9.95	4.0	1	51.0	62.3	1.15	<0.05	22.8	0.137	7.76
K979250		470	402	305	<0.002	1.90	18.25	3.0	1	56.4	21.3	2.85	<0.05	7.6	0.056	6.49
K979251		630	>10000	63.8	0.002	2.72	48.7	8.4	3	2.4	418	0.30	0.15	4.1	0.200	0.67
K979252		450	540	289	<0.002	1.09	16.45	3.5	1	36.6	42.2	1.22	<0.05	21.0	0.120	7.04
K979253		250	9260	147.0	<0.002	6.02	249	1.9	2	63.5	20.2	0.53	<0.05	10.8	0.059	4.80
K979254		190	10.7	2.5	<0.002	0.02	0.25	0.3	1	0.3	48.7	<0.05	<0.05	<0.2	<0.005	0.03
K979255		460	256	292	<0.002	1.11	20.7	3.6	1	39.6	30.9	1.02	<0.05	21.5	0.118	6.39
K979256		430	1015	262	<0.002	2.94	47.5	3.1	1	49.6	27.2	0.94	<0.05	20.0	0.090	6.55
K979257		490	1470	212	<0.002	8.43	62.3	1.7	1	55.7	16.5	2.24	<0.05	12.9	0.052	7.14
K979258		370	3050	195.0	<0.002	8.76	96.7	2.2	1	35.4	12.7	1.73	<0.05	13.9	0.077	6.44
K979259		610	346	344	<0.002	0.76	8.60	3.4	1	17.5	52.0	2.11	<0.05	23.7	0.127	5.91
K979260		620	289	353	<0.002	0.89	9.02	3.6	1	20.2	48.8	1.71	<0.05	22.8	0.127	6.01
K979261		500	387	308	<0.002	0.95	33.4	3.0	1	27.4	60.4	1.00	<0.05	22.7	0.104	6.19
K979262		180	998	239	<0.002	8.40	125.0	2.3	1	59.4	23.1	0.79	<0.05	18.6	0.090	12.00
K979263		390	479	337	<0.002	1.07	32.2	3.2	1	32.3	96.5	1.48	<0.05	25.3	0.130	8.56
K979264		410	292	325	<0.002	1.37	19.45	3.4	1	29.0	71.2	1.02	<0.05	20.1	0.109	7.03
K979265		550	96.5	412	<0.002	0.28	15.05	4.6	1	27.6	88.1	1.15	<0.05	24.3	0.151	6.66
K979266		540	304	368	<0.002	0.27	16.40	3.6	1	36.5	64.3	1.31	<0.05	23.5	0.135	7.72
K979267		670	>10000	65.3	0.003	2.92	49.3	8.8	3	2.4	449	0.31	0.15	4.2	0.210	0.68
K979268		350	4350	240	<0.002	5.48	70.8	2.9	1	39.2	33.4	0.86	<0.05	17.7	0.102	11.20
K979269		240	6180	148.0	<0.002	4.31	142.5	1.8	1	59.2	44.7	0.51	<0.05	10.9	0.065	10.45
K979270		280	1610	212	<0.002	5.42	115.0	2.8	1	54.6	47.9	0.91	<0.05	13.5	0.074	15.60
K979271		250	924	255	<0.002	6.90	95.3	3.9	1	76.9	31.5	0.94	<0.05	18.4	0.096	18.10
K979272		160	8.6	2.2	<0.002	0.03	0.49	0.3	1	0.3	46.1	<0.05	<0.05	<0.2	<0.005	0.07
K979273		290	1500	210	<0.002	6.00	110.5	2.6	2	68.3	55.7	0.55	<0.05	14.3	0.065	17.65
K979274		280	547	238	<0.002	2.21	70.2	3.6	1	69.8	81.6	0.90	<0.05	18.6	0.105	13.60
K979275		410	622	259	<0.002	4.73	62.2	4.1	1	52.3	43.7	0.94	<0.05	23.2	0.124	14.85
K979276		150	2150	93.5	<0.002	4.20	122.0	1.5	2	26.6	28.5	0.24	<0.05	6.3	0.031	10.15
K979277		150	2100	92.4	<0.002	4.27	126.5	1.5	1	26.5	29.3	0.24	<0.05	6.0	0.030	10.75
K979278		460	202	358	<0.002	0.72	21.7	4.9	1	38.7	67.2	1.80	<0.05	19.9	0.114	8.66
K979279		490	167.5	356	<0.002	0.29	28.9	4.6	1	39.7	68.9	1.71	<0.05	24.5	0.134	7.10
K979280		380	2290	288	<0.002	0.53	68.0	4.3	1	41.9	48.6	1.00	<0.05	21.0	0.118	6.44

***** See Appendix Page for comments regarding this certificate *****

ALS Canada Ltd.
2103 Dollarton Hwy
North Vancouver BC V7H 0A7
Phone: 604 984 0221 Fax: 604 984 0218 www.alsglobal.com

To: **SILVER RANGE RESOURCES LTD.**
C/O ARCHER, CATHRO & ASSOCIATES (1981) LIMITED
1016-510 W HASTINGS ST
VANCOUVER BC V6B 1L8

Finalized Date: 16-AUG-2012
Account: RANSIL

Project: SNAP Group 5

CERTIFICATE OF ANALYSIS WH12186478

Sample Description	Method	ME-MS61	ME-MS61	ME-MS61	ME-MS61	ME-MS61	ME-MS61	Ag-OG62	Pb-OG62	Zn-OG62
	Analyte	U	V	W	Y	Zn	Zr	Ag	Pb	Zn
	Units	ppm	ppm	ppm	ppm	ppm	ppm	ppm	%	%
	LOR	0.1	1	0.1	0.1	2	0.5	1	0.001	0.001
K979245		10.4	4	4.5	8.0	1760	12.1	212		
K979246		5.2	19	8.8	5.2	197	63.4			
K979247		4.2	17	5.9	4.7	241	59.5			
K979248		8.9	13	7.0	3.7	345	48.1			
K979249		10.4	17	8.1	5.9	372	61.9			
K979250		14.5	6	3.6	8.0	440	29.1			
K979251		1.8	61	9.1	11.9	>10000	37.2		1.945	2.03
K979252		9.2	15	6.5	8.2	986	56.6			
K979253		6.8	7	3.8	8.5	6060	27.5			
K979254		0.6	3	0.2	1.0	24	0.5			
K979255		13.5	11	7.3	12.0	855	56.3			
K979256		11.6	7	5.0	8.5	2940	49.5			
K979257		12.0	3	4.3	11.3	4010	28.9			
K979258		8.2	8	4.2	6.4	5030	34.5			
K979259		14.0	14	5.7	9.9	503	61.1			
K979260		16.0	14	5.3	10.8	582	63.4			
K979261		11.3	9	4.6	9.6	609	55.2			
K979262		9.5	8	4.9	5.4	2190	45.3			
K979263		7.4	11	6.0	6.4	352	65.6			
K979264		8.5	11	4.9	4.7	207	53.1			
K979265		10.5	19	8.1	9.4	222	65.7			
K979266		10.6	17	7.3	12.2	465	62.9			
K979267		1.9	64	9.0	12.1	>10000	38.4		1.990	2.05
K979268		9.2	12	4.2	5.8	5500	44.4			
K979269		5.1	8	5.2	3.6	1940	29.2	153		
K979270		10.6	10	5.3	8.2	4710	37.8			
K979271		11.2	13	5.4	5.7	3260	48.6			
K979272		0.5	2	0.1	0.9	28	<0.5			
K979273		11.5	10	5.5	13.0	>10000	40.1			1.345
K979274		6.5	13	4.4	5.7	519	52.2			
K979275		8.2	16	7.4	9.1	3010	61.2			
K979276		9.0	5	3.7	17.5	8260	18.2			
K979277		9.1	4	3.8	18.0	8660	18.8			
K979278		11.6	14	5.9	6.9	624	63.3			
K979279		14.7	17	9.9	11.7	504	67.1			
K979280		13.3	16	7.3	12.1	1060	58.7			

***** See Appendix Page for comments regarding this certificate *****

ALS Canada Ltd.
2103 Dollarton Hwy
North Vancouver BC V7H 0A7
Phone: 604 984 0221 Fax: 604 984 0218 www.alsglobal.com

To: **SILVER RANGE RESOURCES LTD.**
C/O ARCHER, CATHRO & ASSOCIATES (1981) LIMITED
1016-510 W HASTINGS ST
VANCOUVER BC V6B 1L8

Finalized Date: 16-AUG-2012
Account: RANSIL

Project: SNAP Group 5

CERTIFICATE OF ANALYSIS WH12186478

Method	CERTIFICATE COMMENTS
ME-MS61	Interference: Ca>10% on ICP-MS As, ICP-AES results shown.
ME-MS61	REE's may not be totally soluble in this method.

ALS Canada Ltd.

2103 Dollarton Hwy
North Vancouver BC V7H 0A7
Phone: 604 984 0221 Fax: 604 984 0218 www.alsglobal.com

To: **SILVER RANGE RESOURCES LTD.**
C/O ARCHER, CATHRO & ASSOCIATES (1981) LIMITED
1016-510 W HASTINGS ST
VANCOUVER BC V6B 1L8

Finalized Date: 27-AUG-2012
Account: RANSIL

CERTIFICATE WH12186533

Project: KEG (Main - Group 1)

P.O. No.: Batch 67

This report is for 36 Drill Core samples submitted to our lab in Whitehorse, YT, Canada on 10-AUG-2012.

The following have access to data associated with this certificate:

MATT DUMALA	JOAN MARIACHER	HEATHER SMITH

SAMPLE PREPARATION

ALS CODE	DESCRIPTION
WEI-21	Received Sample Weight
LOG-22	Sample login - Rcd w/o BarCode
CRU-31	Fine crushing - 70%<2mm
CRU-QC	Crushing QC Test
SPL-21	Split sample - riffle splitter
PUL-QC	Pulverizing QC Test
PUL-31	Pulverize split to 85%<75 um
LOG-22d	Sample login - Rcd w/o BarCode dup
SPL-21d	Split sample - duplicate
PUL-31d	Pulverize Split - duplicate
LOG-23	Pulp Login - Rcvd with Barcode

ANALYTICAL PROCEDURES

ALS CODE	DESCRIPTION	INSTRUMENT
Au-AA24	Au 50g FA AA finish	AAS
Sn-XRF05	Sn-Trace Level XRF Analysis	XRF
ME-MS61	48 element four acid ICP-MS	

To: **SILVER RANGE RESOURCES LTD.**
ATTN: JOAN MARIACHER
C/O ARCHER, CATHRO & ASSOCIATES (1981) LIMITED
1016-510 W HASTINGS ST
VANCOUVER BC V6B 1L8

This is the Final Report and supersedes any preliminary report with this certificate number. Results apply to samples as submitted. All pages of this report have been checked and approved for release.

***** See Appendix Page for comments regarding this certificate *****

Signature:

Colin Ramshaw, Vancouver Laboratory Manager

ALS Canada Ltd.
2103 Dollarton Hwy
North Vancouver BC V7H 0A7
Phone: 604 984 0221 Fax: 604 984 0218 www.alsglobal.com

To: **SILVER RANGE RESOURCES LTD.**
C/O ARCHER, CATHRO & ASSOCIATES (1981) LIMITED
1016-510 W HASTINGS ST
VANCOUVER BC V6B 1L8

Finalized Date: 27-AUG-2012
Account: RANSIL

Project: KEG (Main - Group 1)

CERTIFICATE OF ANALYSIS WH12186533

Sample Description	Method	WEI-21	Au-AA24	Sn-XRF05	ME-MS61	ME-MS61	ME-MS61	ME-MS61	ME-MS61	ME-MS61	ME-MS61	ME-MS61	ME-MS61	ME-MS61	ME-MS61	ME-MS61
	Analyte	Recvd Wt.	Au	Sn	Ag	Al	As	Ba	Be	Bi	Ca	Cd	Ce	Co	Cr	Cs
	Units	kg	ppm	ppm	ppm	%	ppm	ppm	ppm	ppm	%	ppm	ppm	ppm	ppm	ppm
	LOR	0.02	0.005	5	0.01	0.01	0.2	10	0.05	0.01	0.01	0.02	0.01	0.1	1	0.05
K287163		4.22	<0.005	88	0.59	4.44	60.3	670	1.17	1.86	9.96	3.25	42.4	7.8	50	3.55
K287164		6.72	<0.005	140	2.25	3.18	73	630	0.78	6.95	10.05	17.45	33.1	6.4	60	3.00
K287165		8.60	<0.005	40	0.40	3.70	80.1	1020	0.71	1.17	9.44	1.94	33.6	5.7	53	7.14
K287166		8.08	0.006	74	1.34	3.44	208	730	1.06	3.09	9.20	7.36	36.1	6.6	68	3.67
K287167		<0.02	0.006	74	1.26	3.50	216	730	0.88	3.11	9.17	7.20	32.5	7.1	67	3.26
K287168		8.61	<0.005	44	0.40	3.44	55	1060	0.86	0.53	18.75	3.88	31.5	5.5	101	1.80
K287169		8.36	<0.005	138	2.55	2.14	21	20	0.73	8.81	25.7	40.9	18.50	3.7	93	0.19
K287170		8.48	<0.005	188	0.38	3.13	68	390	0.78	1.68	22.2	13.25	33.1	4.4	131	0.54
K287171		4.26	<0.005	240	4.00	3.28	55	50	0.55	60.0	18.00	118.5	27.7	8.2	110	0.34
K287172		2.32	<0.005	<5	0.02	0.08	<5	20	0.08	0.09	19.95	0.25	1.25	1.5	2	0.20
K287173		4.10	<0.005	106	0.21	3.26	71	970	0.75	1.18	21.1	1.84	29.3	3.1	100	1.40
K287174		8.18	<0.005	33	0.39	3.90	46	1820	0.89	2.28	18.25	4.42	37.3	5.2	125	2.13
K287175		7.64	<0.005	24	2.06	3.84	51	1290	1.00	2.23	13.45	6.16	34.8	5.5	97	3.84
K287176		4.19	<0.005	22	0.55	2.72	22	600	0.86	0.65	15.40	3.95	24.6	3.9	78	7.56
K287177		0.26	0.005	170	13.75	4.04	139.5	1280	0.98	48.2	7.53	54.1	39.2	7.1	61	4.52
K287178		5.80	<0.005	21	0.32	2.72	24	600	0.77	0.26	14.60	0.59	26.5	3.5	67	6.49
K287179		6.42	<0.005	9	0.26	1.99	22	290	0.66	0.14	19.65	0.52	13.95	2.1	35	3.00
K287180		6.12	<0.005	24	0.50	2.74	27	870	0.68	0.37	18.35	2.72	21.3	3.5	78	1.64
K287181		7.34	<0.005	37	0.47	3.14	35	1050	0.70	0.50	15.05	4.89	29.8	3.9	112	4.04
K287182		0.26	0.006	169	14.35	4.19	148.5	1300	0.94	52.5	7.87	56.1	41.1	7.2	63	4.75
K287183		7.65	<0.005	17	0.31	2.74	43	1240	0.70	0.21	15.00	0.93	26.1	3.3	67	2.20
K287184		8.17	<0.005	15	0.38	3.40	29	650	0.72	0.51	18.95	2.62	31.4	4.7	82	4.39
K287185		7.89	<0.005	13	0.48	2.99	120	1040	0.81	0.28	19.70	1.24	29.1	3.7	100	2.14
K287186		7.41	<0.005	245	0.50	2.53	67	800	0.42	0.53	18.40	1.26	26.4	3.5	111	2.74
K287187		3.45	<0.005	190	0.50	2.49	132	1210	0.44	0.64	17.20	1.59	26.0	3.4	112	2.88
K287188		7.57	<0.005	411	0.82	3.29	48	380	0.37	1.38	17.75	3.78	27.3	3.9	120	2.13
K287189		7.56	<0.005	41	0.84	2.56	141	830	0.83	0.50	22.5	2.44	22.8	3.5	118	2.00
K287190		7.05	0.015	55	0.67	1.68	850	1440	0.59	0.17	21.2	5.99	21.6	2.6	95	1.52
K287191		7.15	<0.005	173	3.31	2.40	173	100	0.53	5.85	18.85	7.48	21.2	4.6	150	0.41
K287192		7.61	<0.005	170	5.23	2.36	137	360	0.58	9.36	17.25	13.70	18.75	4.1	108	0.60
K287193		7.62	<0.005	131	1.50	2.28	176	40	1.02	3.47	23.8	6.94	25.8	4.6	125	1.06
K287194		3.13	<0.005	<5	0.02	0.08	<5	20	0.07	0.10	20.2	0.08	1.45	1.0	1	0.15
K287195		7.64	<0.005	217	5.36	2.11	160	80	0.58	9.85	19.60	17.70	24.2	3.1	97	1.42
K287196		7.20	<0.005	432	7.65	4.01	245	80	0.68	10.90	13.20	25.9	39.5	6.0	162	0.55
K287197		6.90	<0.005	281	3.84	2.98	172	90	0.79	5.69	16.75	13.70	34.8	5.5	138	0.46
K287198		7.08	<0.005	308	4.52	2.83	323	70	0.73	5.64	15.85	14.05	30.0	3.8	170	0.92

***** See Appendix Page for comments regarding this certificate *****

ALS Canada Ltd.
2103 Dollarton Hwy
North Vancouver BC V7H 0A7
Phone: 604 984 0221 Fax: 604 984 0218 www.alsglobal.com

To: **SILVER RANGE RESOURCES LTD.**
C/O ARCHER, CATHRO & ASSOCIATES (1981) LIMITED
1016-510 W HASTINGS ST
VANCOUVER BC V6B 1L8

Finalized Date: 27-AUG-2012
Account: RANSIL

Project: KEG (Main - Group 1)

CERTIFICATE OF ANALYSIS WH12186533

Sample Description	Method	ME-MS61	ME-MS61	ME-MS61	ME-MS61	ME-MS61	ME-MS61	ME-MS61	ME-MS61	ME-MS61	ME-MS61	ME-MS61	ME-MS61	ME-MS61	ME-MS61	ME-MS61
	Analyte	Cu	Fe	Ga	Ge	Hf	In	K	La	Li	Mg	Mn	Mo	Na	Nb	Ni
	Units	ppm	%	ppm	ppm	ppm	ppm	%	ppm	ppm	%	ppm	ppm	%	ppm	ppm
	LOR	0.2	0.01	0.05	0.05	0.1	0.005	0.01	0.5	0.2	0.01	5	0.05	0.01	0.1	0.2
K287163		84.3	2.21	13.15	0.16	1.6	0.167	1.79	21.6	16.6	2.33	771	5.23	0.17	10.2	33.4
K287164		139.0	1.93	9.70	0.16	1.4	0.461	1.05	22.3	17.6	2.00	736	4.75	0.13	7.0	37.2
K287165		98.1	1.74	9.89	0.16	1.5	0.066	1.16	18.4	25.6	2.38	513	4.49	0.17	8.3	36.0
K287166		139.5	1.84	10.40	0.14	1.6	0.197	1.14	24.1	21.0	2.03	566	5.95	0.15	7.3	38.8
K287167		137.0	1.82	10.65	0.16	1.5	0.182	1.14	22.1	20.9	2.08	561	6.17	0.15	7.9	43.6
K287168		77.7	1.37	9.42	0.15	1.6	0.076	1.51	21.8	12.2	2.39	521	7.64	0.15	7.7	44.4
K287169		17.3	1.51	6.41	0.12	0.8	1.605	0.03	13.3	6.5	1.29	1900	7.33	0.01	4.8	25.1
K287170		18.1	1.75	9.34	0.17	1.2	0.578	0.16	25.8	14.3	2.17	1640	4.26	0.10	3.1	40.7
K287171		18.4	2.26	9.97	0.17	1.3	4.06	0.05	19.3	12.8	2.46	2020	8.92	0.08	7.7	39.1
K287172		1.5	0.46	0.42	0.37	<0.1	0.008	0.03	0.6	1.1	12.20	216	0.18	0.01	0.3	1.7
K287173		24.5	1.14	7.64	0.14	1.2	0.108	1.05	19.3	10.8	1.96	867	2.85	0.23	4.3	31.0
K287174		62.8	1.41	10.30	0.19	1.9	0.165	2.31	24.8	14.3	2.39	525	2.13	0.29	9.5	42.0
K287175		100.5	1.61	10.95	0.19	1.6	0.036	1.61	24.1	13.3	2.72	871	5.84	0.26	9.5	41.9
K287176		43.9	1.13	9.44	0.13	1.1	0.074	1.62	17.4	11.0	1.94	799	3.37	0.08	6.4	27.0
K287177		699	3.19	12.70	0.21	1.5	2.15	1.77	20.0	31.4	2.06	1560	15.20	0.22	9.5	46.5
K287178		45.4	1.10	11.40	0.12	1.2	0.016	1.81	17.4	20.1	2.18	332	1.13	0.08	6.9	23.9
K287179		23.3	0.55	5.49	0.09	0.7	0.006	1.11	9.2	23.0	1.02	208	0.57	0.05	3.8	12.3
K287180		57.8	1.03	8.91	0.14	1.1	0.022	1.40	14.5	29.6	1.63	514	0.71	0.07	6.5	23.0
K287181		48.1	1.24	9.44	0.15	1.4	0.037	2.10	25.0	16.0	2.08	1020	3.41	0.09	6.5	33.8
K287182		722	3.31	13.10	0.23	1.6	2.21	1.84	21.0	32.3	2.14	1620	15.65	0.23	9.6	47.6
K287183		47.9	1.05	7.93	0.12	1.2	0.016	1.87	16.1	19.6	2.07	373	1.19	0.10	7.7	20.3
K287184		42.4	1.25	9.46	0.15	1.5	0.042	1.28	20.2	12.0	2.51	375	3.73	0.44	8.5	31.8
K287185		87.7	1.07	8.22	0.14	1.3	0.023	1.49	21.0	12.4	2.11	382	3.99	0.18	7.3	31.6
K287186		35.5	1.08	6.75	0.16	0.9	0.049	0.96	21.0	29.8	2.04	868	3.60	0.30	2.4	33.9
K287187		53.1	1.05	6.43	0.14	1.1	0.040	1.25	19.9	23.7	2.00	732	3.27	0.24	4.6	32.1
K287188		24.3	1.18	9.17	0.17	1.2	0.095	0.34	20.8	59.3	1.81	1020	3.48	0.52	6.0	36.2
K287189		110.5	1.17	9.80	0.16	1.2	0.027	1.05	23.5	16.3	1.54	637	5.48	0.06	3.2	28.9
K287190		91.3	0.86	5.95	0.15	0.9	0.037	0.53	22.8	15.7	1.05	551	4.09	0.04	3.1	26.3
K287191		16.4	0.83	8.01	0.22	1.1	0.115	0.09	21.3	34.8	0.59	1040	14.85	0.01	3.7	68.3
K287192		6.6	0.63	7.12	0.23	0.8	0.201	0.10	17.0	44.1	0.51	849	14.75	0.02	2.2	51.1
K287193		4.3	1.19	7.97	0.15	1.0	0.097	0.20	27.3	28.1	1.92	1060	14.40	0.02	3.3	70.1
K287194		1.7	0.41	0.27	0.05	<0.1	0.005	0.03	0.7	1.4	11.95	180	0.22	0.01	0.3	2.1
K287195		9.2	0.57	5.79	0.18	0.8	0.224	0.07	21.1	25.2	0.29	1260	7.80	0.02	3.0	40.8
K287196		11.9	0.75	9.96	0.24	1.1	0.240	0.01	33.3	34.0	0.22	628	15.00	0.03	3.1	79.5
K287197		11.2	0.71	8.41	0.16	1.4	0.142	0.05	31.1	32.9	0.41	655	17.90	0.02	5.4	80.2
K287198		14.0	0.75	7.03	0.18	1.1	0.165	0.09	29.1	34.7	0.75	612	11.25	0.03	4.1	64.2

***** See Appendix Page for comments regarding this certificate *****

ALS Canada Ltd.
2103 Dollarton Hwy
North Vancouver BC V7H 0A7
Phone: 604 984 0221 Fax: 604 984 0218 www.alsglobal.com

To: **SILVER RANGE RESOURCES LTD.**
C/O ARCHER, CATHRO & ASSOCIATES (1981) LIMITED
1016- 510 W HASTINGS ST
VANCOUVER BC V6B 1L8

Finalized Date: 27- AUG- 2012
Account: RANSIL

Project: KEG (Main - Group 1)

CERTIFICATE OF ANALYSIS WH12186533

Sample Description	Method	ME-MS61	ME-MS61	ME-MS61	ME-MS61	ME-MS61	ME-MS61	ME-MS61	ME-MS61	ME-MS61	ME-MS61	ME-MS61	ME-MS61	ME-MS61	ME-MS61	ME-MS61
	Analyte	P	Pb	Rb	Re	S	Sb	Sc	Se	Sn	Sr	Ta	Te	Th	Ti	Tl
	Units	ppm	ppm	ppm	ppm	%	ppm	ppm	ppm	ppm	ppm	ppm	ppm	ppm	%	ppm
	LOR	10	0.5	0.1	0.002	0.01	0.05	0.1	1	0.2	0.2	0.05	0.05	0.2	0.005	0.02
K287163		620	23.1	97.0	0.014	0.49	5.58	10.0	9	75.7	201	0.64	<0.05	6.3	0.267	0.78
K287164		1870	87.4	50.2	0.044	0.45	4.30	10.2	16	116.5	173.0	0.45	0.09	4.5	0.191	0.40
K287165		1690	13.7	61.3	0.036	0.30	3.48	9.7	9	32.2	308	0.53	<0.05	4.9	0.218	0.43
K287166		1990	64.1	59.0	0.060	0.40	6.00	10.5	13	68.2	180.0	0.51	0.09	4.7	0.211	0.46
K287167		2030	64.4	61.1	0.061	0.39	5.22	11.8	13	63.9	182.5	0.50	0.07	4.9	0.220	0.45
K287168		5890	11.4	72.7	0.025	0.18	3.11	9.4	7	32.8	260	0.47	<0.05	4.8	0.227	0.50
K287169		4330	193.0	1.8	0.003	0.13	6.15	5.6	10	113.5	128.0	0.29	0.06	3.0	0.136	0.08
K287170		7570	19.2	9.9	0.014	0.06	2.27	9.9	4	92.5	168.5	0.15	<0.05	4.8	0.163	0.08
K287171		5550	136.0	3.7	0.090	0.40	3.39	8.6	18	202	109.5	0.47	0.41	4.7	0.217	0.08
K287172		200	1.2	1.9	<0.002	0.01	0.05	0.5	1	0.4	42.5	<0.05	<0.05	0.2	<0.005	<0.02
K287173		4820	7.8	52.9	0.009	0.08	3.88	6.3	4	61.5	233	0.24	<0.05	4.1	0.200	0.34
K287174		5350	15.3	112.5	0.038	0.21	5.23	10.4	10	27.6	364	0.60	<0.05	6.0	0.284	0.73
K287175		2490	191.5	79.3	0.035	0.16	6.21	10.4	13	19.4	355	0.61	0.06	6.1	0.271	0.64
K287176		2660	43.1	96.1	0.020	0.02	5.27	7.1	5	16.4	179.5	0.40	<0.05	3.7	0.185	0.45
K287177		1040	922	98.4	0.017	0.98	7.33	8.5	29	133.0	199.0	0.61	0.22	6.1	0.269	0.84
K287178		1810	12.2	106.5	0.018	0.02	2.20	6.4	4	16.3	115.0	0.47	<0.05	4.0	0.204	0.45
K287179		920	8.1	67.8	0.006	0.01	1.46	3.4	4	6.8	101.0	0.25	<0.05	2.2	0.108	0.24
K287180		2120	20.2	71.5	0.007	0.02	2.18	6.1	3	14.0	167.0	0.41	<0.05	3.7	0.185	0.49
K287181		5140	29.5	110.0	0.008	0.02	2.65	9.9	6	24.6	221	0.41	<0.05	4.6	0.220	0.64
K287182		1100	963	101.0	0.017	1.01	7.49	8.6	29	137.5	207	0.64	0.22	6.5	0.280	0.89
K287183		2000	11.5	94.3	0.010	0.02	2.55	6.1	5	12.0	336	0.49	<0.05	4.3	0.218	0.55
K287184		2860	16.0	58.5	0.021	0.25	2.15	7.4	9	6.7	334	0.54	<0.05	5.0	0.238	0.40
K287185		4260	20.5	74.9	0.022	0.17	3.22	7.2	8	13.9	335	0.48	<0.05	4.2	0.207	0.51
K287186		5320	22.6	62.9	0.014	0.07	4.95	6.7	4	107.5	239	0.10	<0.05	3.5	0.142	0.31
K287187		5330	28.2	76.7	0.013	0.08	5.02	6.2	5	137.0	237	0.25	<0.05	3.4	0.168	0.44
K287188		5080	36.8	25.1	0.014	0.13	5.12	7.2	5	296	296	0.38	<0.05	4.0	0.192	0.15
K287189		6750	40.8	54.8	0.044	0.05	3.31	10.1	9	27.8	273	0.16	<0.05	3.5	0.154	0.39
K287190		7610	39.1	30.8	0.027	0.16	5.44	5.4	9	45.8	292	0.12	<0.05	2.5	0.114	0.19
K287191		6210	354	6.1	0.019	0.03	4.26	7.8	10	138.0	125.5	0.16	0.07	3.1	0.141	0.05
K287192		6070	563	5.8	0.032	0.03	11.60	6.2	22	118.0	166.0	0.08	0.08	3.0	0.125	0.10
K287193		7290	147.0	14.6	0.056	0.04	15.15	8.8	6	121.5	232	0.19	<0.05	3.2	0.135	0.06
K287194		260	1.8	1.3	<0.002	<0.01	0.05	0.2	1	0.3	51.3	<0.05	<0.05	<0.2	<0.005	<0.02
K287195		6200	527	5.4	0.028	0.08	15.25	5.2	17	175.5	154.5	0.13	0.07	3.0	0.118	0.10
K287196		8480	1065	0.7	0.051	0.10	9.00	8.5	29	166.0	126.5	0.20	0.12	5.5	0.107	0.13
K287197		9160	492	2.9	0.053	0.07	17.40	8.1	13	248	151.5	0.40	0.06	4.4	0.190	0.08
K287198		9020	624	6.2	0.044	0.09	16.85	7.4	13	242	185.5	0.24	0.06	3.9	0.148	0.08

***** See Appendix Page for comments regarding this certificate *****

ALS Canada Ltd.
2103 Dollarton Hwy
North Vancouver BC V7H 0A7
Phone: 604 984 0221 Fax: 604 984 0218 www.alsglobal.com

To: **SILVER RANGE RESOURCES LTD.**
C/O ARCHER, CATHRO & ASSOCIATES (1981) LIMITED
1016- 510 W HASTINGS ST
VANCOUVER BC V6B 1L8

Finalized Date: 27- AUG- 2012
Account: RANSIL

Project: KEG (Main - Group 1)

CERTIFICATE OF ANALYSIS WH12186533

Sample Description	Method	ME-MS61	ME-MS61	ME-MS61	ME-MS61	ME-MS61	ME-MS61
	Analyte	U	V	W	Y	Zn	Zr
	Units	ppm	ppm	ppm	ppm	ppm	ppm
	LOR	0.1	1	0.1	0.1	2	0.5
K287163		2.8	108	1.5	28.0	223	57.2
K287164		4.5	72	2.4	41.3	974	54.2
K287165		3.7	68	1.0	38.3	164	56.3
K287166		4.8	85	2.3	41.3	414	55.7
K287167		5.1	86	2.6	44.9	443	61.1
K287168		6.1	134	1.0	40.9	198	60.4
K287169		3.4	72	1.7	21.9	2300	26.1
K287170		7.0	115	1.2	47.6	793	47.2
K287171		4.5	118	3.3	32.9	5710	43.3
K287172		1.1	2	0.1	1.0	22	<0.5
K287173		4.1	73	0.7	29.4	157	43.0
K287174		6.3	112	0.9	43.3	267	67.1
K287175		5.3	80	1.2	45.0	380	55.1
K287176		4.2	68	1.3	34.5	317	41.0
K287177		3.2	127	2.6	27.0	2900	52.7
K287178		3.5	58	0.8	29.2	89	40.1
K287179		1.8	29	0.6	15.6	51	22.3
K287180		2.8	58	0.8	25.2	176	37.9
K287181		4.4	96	1.1	48.9	278	48.6
K287182		3.5	133	2.9	27.6	3030	53.6
K287183		3.0	55	0.8	27.7	97	41.3
K287184		4.1	62	0.7	35.3	158	51.8
K287185		4.3	69	0.8	34.6	89	44.7
K287186		4.4	72	1.0	35.7	112	35.4
K287187		4.4	70	1.2	33.8	137	38.2
K287188		3.7	82	1.8	34.9	271	39.2
K287189		5.2	84	0.9	51.5	126	45.2
K287190		5.3	62	2.7	39.1	251	31.4
K287191		8.3	177	4.2	55.0	461	40.2
K287192		6.7	136	2.5	41.7	723	24.0
K287193		9.6	167	1.2	49.8	376	31.3
K287194		0.6	4	0.1	1.0	16	<0.5
K287195		5.7	95	2.7	43.1	822	21.5
K287196		10.3	190	3.9	45.5	1180	36.4
K287197		10.1	183	11.6	43.7	662	41.6
K287198		9.3	134	6.4	39.8	678	28.9

***** See Appendix Page for comments regarding this certificate *****

ALS Canada Ltd.
2103 Dollarton Hwy
North Vancouver BC V7H 0A7
Phone: 604 984 0221 Fax: 604 984 0218 www.alsglobal.com

To: **SILVER RANGE RESOURCES LTD.**
C/O ARCHER, CATHRO & ASSOCIATES (1981) LIMITED
1016- 510 W HASTINGS ST
VANCOUVER BC V6B 1L8

Page: Appendix 1
Total # Appendix Pages: 1
Finalized Date: 27- AUG- 2012
Account: RANSIL

Project: KEG (Main - Group 1)

CERTIFICATE OF ANALYSIS WH12186533

Method	CERTIFICATE COMMENTS
ME- MS61	Interference: Ca> 10% on ICP- MS As, ICP- AES results shown.
ME- MS61	REE's may not be totally soluble in this method.

ALS Canada Ltd.

2103 Dollarton Hwy
North Vancouver BC V7H 0A7
Phone: 604 984 0221 Fax: 604 984 0218 www.alsglobal.com

To: **SILVER RANGE RESOURCES LTD.**
C/O ARCHER, CATHRO & ASSOCIATES (1981) LIMITED
1016-510 W HASTINGS ST
VANCOUVER BC V6B 1L8

Finalized Date: 29-AUG-2012
Account: RANSIL

CERTIFICATE WH12186534

Project: Hammer - KEG

P.O. No.: Batch 22

This report is for 36 Drill Core samples submitted to our lab in Whitehorse, YT, Canada on 10-AUG-2012.

The following have access to data associated with this certificate:

MATT DUMALA	JOAN MARIACHER	HEATHER SMITH

SAMPLE PREPARATION

ALS CODE	DESCRIPTION
WEI-21	Received Sample Weight
LOG-22	Sample login - Rcd w/o BarCode
CRU-31	Fine crushing - 70%<2mm
CRU-QC	Crushing QC Test
SPL-21	Split sample - riffle splitter
PUL-QC	Pulverizing QC Test
PUL-31	Pulverize split to 85%<75 um
LOG-22d	Sample login - Rcd w/o BarCode dup
SPL-21d	Split sample - duplicate
PUL-31d	Pulverize Split - duplicate
LOG-23	Pulp Login - Rcvd with Barcode

ANALYTICAL PROCEDURES

ALS CODE	DESCRIPTION	INSTRUMENT
Au-AA24	Au 50g FA AA finish	AAS
ME-OG62	Ore Grade Elements - Four Acid	ICP-AES
Sn-XRF05	Sn-Trace Level XRF Analysis	XRF
ME-MS61	48 element four acid ICP-MS	
Pb-OG62	Ore Grade Pb - Four Acid	VARIABLE
Zn-OG62	Ore Grade Zn - Four Acid	VARIABLE

To: **SILVER RANGE RESOURCES LTD.**
ATTN: JOAN MARIACHER
C/O ARCHER, CATHRO & ASSOCIATES (1981) LIMITED
1016-510 W HASTINGS ST
VANCOUVER BC V6B 1L8

This is the Final Report and supersedes any preliminary report with this certificate number. Results apply to samples as submitted. All pages of this report have been checked and approved for release.

***** See Appendix Page for comments regarding this certificate *****

Signature:

Colin Ramshaw, Vancouver Laboratory Manager

ALS Canada Ltd.
2103 Dollarton Hwy
North Vancouver BC V7H 0A7
Phone: 604 984 0221 Fax: 604 984 0218 www.alsglobal.com

To: **SILVER RANGE RESOURCES LTD.**
C/O ARCHER, CATHRO & ASSOCIATES (1981) LIMITED
1016-510 W HASTINGS ST
VANCOUVER BC V6B 1L8

Finalized Date: 29-AUG-2012
Account: RANSIL

Project: Hammer - KEG

CERTIFICATE OF ANALYSIS WH12186534

Sample Description	Method	WEI-21	Au-AA24	Sn-XRF05	ME-MS61	ME-MS61	ME-MS61	ME-MS61	ME-MS61	ME-MS61	ME-MS61	ME-MS61	ME-MS61	ME-MS61	ME-MS61	ME-MS61
	Analyte	Recvd Wt.	Au	Sn	Ag	Al	As	Ba	Be	Bi	Ca	Cd	Ce	Co	Cr	Cs
	Units	kg	ppm	ppm	ppm	%	ppm	ppm	ppm	ppm	%	ppm	ppm	ppm	ppm	ppm
	LOR	0.02	0.005	5	0.01	0.01	0.2	10	0.05	0.01	0.01	0.02	0.01	0.1	1	0.05
L840971		5.89	<0.005	12	0.34	7.20	25.6	330	5.02	0.41	0.90	0.07	52.1	1.4	8	17.90
L840972		4.66	<0.005	7	0.40	5.74	10.6	230	6.39	0.39	2.96	0.18	52.9	2.3	10	18.55
L840973		6.62	<0.005	11	0.46	5.82	4.1	260	6.80	0.58	2.54	0.04	28.3	1.5	8	21.1
L840974		6.26	<0.005	7	0.32	7.30	42.7	520	5.79	0.39	0.78	<0.02	79.2	2.2	10	17.30
L840975		6.25	<0.005	10	0.45	7.15	28.1	510	5.77	0.52	0.59	0.03	81.0	2.5	10	19.25
L840976		6.37	<0.005	10	0.65	7.41	36.2	460	6.32	0.51	0.26	0.19	86.2	2.7	10	23.6
L840977		0.26	0.124	24	62.5	4.92	2680	560	0.76	4.48	6.71	130.0	27.3	13.6	43	2.78
L840978		2.34	<0.005	8	0.61	6.96	92.8	560	5.32	0.69	0.41	0.09	74.6	2.0	7	17.30
L840979		6.66	<0.005	7	0.33	7.19	5.0	550	6.41	0.65	1.11	0.04	77.9	1.9	12	11.80
L840980		2.73	<0.005	6	0.74	7.20	118.0	570	5.10	0.63	0.23	0.02	57.8	1.7	9	18.75
L840981		1.39	0.022	10	0.49	6.28	214	480	4.59	0.43	0.19	0.06	76.5	1.7	8	19.35
L840982		1.33	0.039	8	1.08	4.88	649	400	4.47	0.37	0.17	0.10	67.3	2.1	7	20.5
L840983		3.44	<0.005	<5	0.07	0.08	5	20	0.07	0.03	20.9	0.06	1.36	0.7	3	0.42
L840984		2.73	0.020	6	0.41	5.99	289	450	4.22	0.60	0.23	<0.02	72.1	3.7	6	22.4
L840985		4.84	0.006	6	0.37	6.99	153.0	490	4.77	0.63	0.26	0.07	77.9	2.2	8	19.05
L840986		6.32	<0.005	5	0.13	6.99	3.7	560	5.87	0.54	0.63	0.06	71.0	2.0	10	9.75
L840987		6.48	<0.005	6	0.10	7.43	2.1	600	5.66	0.46	0.55	0.05	78.8	2.1	10	10.25
L840988		3.26	<0.005	8	0.09	7.56	2.0	610	6.00	0.50	0.59	0.02	86.7	2.2	9	10.45
L840989		5.55	<0.005	7	0.19	7.37	4.2	520	5.74	0.48	0.75	0.04	80.7	2.2	9	16.90
L840990		4.24	<0.005	9	0.37	7.70	12.7	570	5.72	0.48	0.26	0.04	76.1	4.5	8	22.2
L840991		1.95	<0.005	10	0.69	6.91	59.8	510	5.63	0.44	0.19	0.24	74.5	4.6	10	29.4
L840992		0.87	0.005	13	5.76	5.81	154.5	250	5.44	0.26	0.16	0.12	60.8	2.7	7	19.90
L840993		5.09	<0.005	9	0.43	7.43	9.3	560	5.52	0.41	0.53	0.05	86.8	2.4	9	18.10
L840994		3.66	<0.005	<5	0.12	7.34	1.3	750	2.15	0.09	3.24	0.06	48.9	8.2	5	12.10
L840995		0.26	0.100	25	63.4	5.00	2690	570	0.75	4.35	6.82	130.0	28.1	13.4	41	2.78
L840996		1.88	<0.005	<5	0.58	7.66	5.4	620	3.95	0.09	2.92	0.16	51.8	8.9	4	30.0
L840997		5.28	<0.005	<5	0.12	7.59	1.6	750	2.11	0.04	3.28	0.06	48.4	9.2	4	13.25
L840998		4.52	<0.005	<5	0.09	7.03	1.9	420	3.20	0.12	3.50	0.05	43.5	7.5	3	15.60
L840999		2.23	<0.005	<5	0.05	0.09	<5	40	0.06	0.10	20.6	0.06	1.07	0.8	2	0.34
L841000		4.31	<0.005	<5	0.08	7.05	1.5	410	2.61	0.15	3.51	0.08	44.1	8.2	5	14.90
K979401		1.50	<0.005	<5	0.08	6.89	2.8	350	2.36	0.11	5.42	0.06	56.0	7.2	3	55.7
K979402		6.40	<0.005	<5	0.09	7.78	1.8	660	2.64	0.33	2.61	0.04	53.1	8.3	3	17.40
K979403		4.16	<0.005	7	0.19	6.34	2.6	510	4.42	0.55	1.80	0.07	59.1	2.5	10	15.55
K979404		<0.02	<0.005	6	0.15	6.53	3.4	520	4.76	0.54	1.76	0.05	66.6	2.6	10	16.60
K979405		6.55	<0.005	10	0.59	7.35	15.3	540	5.31	0.54	0.65	0.08	92.5	2.9	12	18.75
K979406		5.06	<0.005	8	0.12	7.20	1.2	660	5.10	0.18	1.41	0.04	85.6	3.1	14	12.75

***** See Appendix Page for comments regarding this certificate *****

ALS Canada Ltd.
2103 Dollarton Hwy
North Vancouver BC V7H 0A7
Phone: 604 984 0221 Fax: 604 984 0218 www.alsglobal.com

To: **SILVER RANGE RESOURCES LTD.**
C/O ARCHER, CATHRO & ASSOCIATES (1981) LIMITED
1016-510 W HASTINGS ST
VANCOUVER BC V6B 1L8

Finalized Date: 29-AUG-2012
Account: RANSIL

Project: Hammer - KEG

CERTIFICATE OF ANALYSIS WH12186534

Sample Description	Method	ME-MS61	ME-MS61	ME-MS61	ME-MS61	ME-MS61	ME-MS61	ME-MS61	ME-MS61	ME-MS61	ME-MS61	ME-MS61	ME-MS61	ME-MS61	ME-MS61	ME-MS61
	Analyte	Cu	Fe	Ga	Ge	Hf	In	K	La	Li	Mg	Mn	Mo	Na	Nb	Ni
	Units	ppm	%	ppm	ppm	ppm	ppm	%	ppm	ppm	%	ppm	ppm	%	ppm	ppm
	LOR	0.2	0.01	0.05	0.05	0.1	0.005	0.01	0.5	0.2	0.01	5	0.05	0.01	0.1	0.2
L840971		10.0	1.54	23.5	0.16	2.3	0.018	3.30	24.3	121.0	0.22	594	0.24	1.19	10.5	1.6
L840972		5.7	1.87	21.6	0.18	1.6	0.019	2.93	22.9	244	0.58	4740	0.32	0.05	9.2	3.0
L840973		6.5	1.57	22.1	0.15	1.5	0.021	3.22	11.4	250	0.25	1320	0.19	0.15	10.0	1.8
L840974		1.8	1.32	24.1	0.18	2.3	0.029	3.73	36.9	178.0	0.31	696	0.38	0.96	10.1	1.9
L840975		1.8	1.19	25.4	0.20	2.3	0.035	3.76	40.1	95.5	0.29	276	0.29	1.17	10.8	2.1
L840976		3.0	1.13	27.4	0.20	2.5	0.027	3.82	41.3	234	0.26	186	0.29	0.19	10.7	2.7
L840977		987	3.75	10.85	0.19	1.4	0.073	1.33	13.9	16.9	0.67	2710	5.22	1.19	4.4	27.0
L840978		1.9	0.99	26.1	0.21	2.3	0.025	3.87	34.8	295	0.24	413	0.22	0.13	8.5	1.7
L840979		1.0	1.37	25.6	0.21	2.2	0.036	3.72	40.0	62.3	0.30	584	0.30	1.75	9.7	1.8
L840980		1.7	0.88	26.4	0.19	2.2	0.025	4.30	27.5	254	0.21	73	0.34	0.11	9.5	1.8
L840981		1.0	1.07	25.2	0.18	2.1	0.035	3.90	36.9	136.5	0.23	1000	0.52	0.09	8.0	1.9
L840982		1.6	2.01	21.1	0.19	1.5	0.018	2.86	34.3	134.5	0.18	2630	1.06	0.06	5.5	3.2
L840983		1.0	0.49	0.27	0.16	<0.1	0.006	0.04	0.7	1.9	12.50	221	0.10	<0.01	0.2	1.7
L840984		3.8	0.72	23.3	0.23	2.0	0.029	3.63	37.2	188.0	0.24	254	0.27	0.09	7.9	1.8
L840985		0.9	1.33	25.6	0.18	2.1	0.031	3.81	38.7	159.0	0.25	289	0.32	0.25	9.1	2.1
L840986		1.1	1.33	24.7	0.22	2.1	0.029	3.60	35.5	54.1	0.34	175	0.27	1.73	9.2	1.9
L840987		1.4	1.50	26.4	0.21	2.3	0.031	3.75	39.6	147.0	0.36	250	0.28	1.52	8.9	2.0
L840988		1.6	1.44	27.5	0.21	2.5	0.035	3.86	42.6	134.5	0.36	241	0.26	1.64	9.0	2.3
L840989		2.5	1.66	25.8	0.20	2.4	0.028	3.73	40.9	174.0	0.30	718	0.23	0.92	8.3	1.8
L840990		3.0	1.56	26.7	0.20	2.5	0.031	4.17	37.0	171.5	0.26	1340	0.40	0.33	8.7	2.2
L840991		5.1	2.47	25.7	0.20	2.3	0.028	3.83	37.3	144.5	0.24	11550	1.13	0.07	7.6	3.2
L840992		7.0	2.61	21.7	0.16	1.7	0.017	3.08	30.2	84.9	0.20	654	0.92	0.05	6.9	2.2
L840993		1.4	1.33	27.0	0.19	2.4	0.033	3.98	43.4	77.9	0.26	473	0.23	1.06	9.0	2.1
L840994		2.9	4.01	18.40	0.19	2.5	0.055	1.92	19.8	58.7	0.92	840	0.51	1.74	10.1	1.7
L840995		1005	3.78	11.20	0.16	1.3	0.072	1.35	13.7	17.0	0.68	2740	5.31	1.22	4.3	27.1
L840996		4.1	4.14	19.40	0.17	2.6	0.054	1.99	21.0	65.3	0.66	730	0.26	0.94	10.2	1.5
L840997		4.7	4.08	20.1	0.17	2.6	0.061	1.84	20.3	61.2	0.91	824	0.66	1.88	10.9	1.7
L840998		4.0	3.26	17.65	0.17	2.7	0.046	2.01	17.1	313	0.63	718	0.36	0.35	9.4	1.4
L840999		2.7	0.49	0.26	0.11	<0.1	<0.005	0.04	0.5	1.8	12.50	228	0.12	0.01	0.2	1.8
L841000		12.9	3.72	18.00	0.16	2.4	0.052	1.75	18.9	151.5	0.86	786	0.23	0.91	9.7	1.6
K979401		3.9	3.61	16.15	0.19	2.2	0.044	1.73	28.1	97.9	0.85	803	0.15	0.10	8.7	1.1
K979402		6.7	4.34	18.80	0.19	2.6	0.059	2.05	22.4	73.9	1.04	814	0.15	1.35	10.0	1.4
K979403		1.0	1.28	21.2	0.20	2.5	0.024	3.51	24.1	46.6	0.25	604	0.14	0.98	11.0	2.3
K979404		1.3	1.28	22.5	0.21	2.5	0.043	3.51	27.6	49.8	0.24	605	0.18	0.97	11.3	2.4
K979405		1.9	1.57	23.4	0.20	2.2	0.032	4.04	46.2	83.9	0.28	519	0.31	0.63	10.5	2.8
K979406		3.0	1.56	24.7	0.21	2.2	0.026	3.92	39.5	64.4	0.26	372	0.55	1.52	11.2	3.9

***** See Appendix Page for comments regarding this certificate *****

ALS Canada Ltd.
2103 Dollarton Hwy
North Vancouver BC V7H 0A7
Phone: 604 984 0221 Fax: 604 984 0218 www.alsglobal.com

To: **SILVER RANGE RESOURCES LTD.**
C/O ARCHER, CATHRO & ASSOCIATES (1981) LIMITED
1016-510 W HASTINGS ST
VANCOUVER BC V6B 1L8

Finalized Date: 29-AUG-2012
Account: RANSIL

Project: Hammer - KEG

CERTIFICATE OF ANALYSIS WH12186534

Sample Description	Method	ME-MS61	ME-MS61	ME-MS61	ME-MS61	ME-MS61	ME-MS61	ME-MS61	ME-MS61	ME-MS61	ME-MS61	ME-MS61	ME-MS61	ME-MS61	ME-MS61	ME-MS61
	Analyte	P	Pb	Rb	Re	S	Sb	Sc	Se	Sn	Sr	Ta	Te	Th	Ti	Tl
	Units	ppm	ppm	ppm	ppm	%	ppm	ppm	ppm	ppm	ppm	ppm	ppm	ppm	%	ppm
	LOR	10	0.5	0.1	0.002	0.01	0.05	0.1	1	0.2	0.2	0.05	0.05	0.2	0.005	0.02
L840971		660	41.3	290	<0.002	0.02	1.40	3.8	<1	10.4	69.7	2.27	<0.05	14.0	0.130	2.20
L840972		530	42.1	213	<0.002	0.02	2.29	3.6	<1	8.8	85.0	0.88	<0.05	12.2	0.143	2.44
L840973		700	38.9	256	<0.002	0.01	1.45	2.5	1	11.0	100.5	1.95	<0.05	6.9	0.110	2.56
L840974		560	61.2	283	<0.002	0.05	2.44	4.7	<1	8.5	117.5	0.86	<0.05	18.5	0.196	2.24
L840975		570	80.5	275	<0.002	0.04	2.70	5.0	1	9.0	127.5	1.08	<0.05	18.3	0.195	2.24
L840976		590	90.0	313	<0.002	0.04	3.48	5.0	<1	9.4	62.2	0.93	<0.05	19.7	0.198	2.61
L840977		630	>10000	63.2	<0.002	2.71	56.1	8.3	4	2.8	419	0.30	0.19	3.8	0.207	0.81
L840978		520	59.1	280	<0.002	0.09	3.03	4.6	<1	6.4	78.9	0.62	<0.05	17.8	0.187	1.75
L840979		540	58.7	244	<0.002	0.01	0.69	4.2	<1	6.6	176.0	0.92	<0.05	18.2	0.174	1.72
L840980		570	48.1	329	<0.002	0.10	4.17	4.4	1	7.0	81.1	0.71	<0.05	18.1	0.179	2.02
L840981		520	39.2	336	<0.002	<0.01	6.92	3.9	<1	5.9	73.9	0.59	<0.05	17.4	0.157	2.22
L840982		400	30.8	263	<0.002	0.01	16.85	3.2	1	5.2	84.2	0.43	<0.05	13.0	0.118	1.74
L840983		180	1.9	2.7	<0.002	<0.01	0.10	0.2	<1	<0.2	43.5	<0.05	<0.05	<0.2	<0.005	0.03
L840984		500	35.2	314	<0.002	0.02	9.28	3.4	<1	6.8	63.1	0.72	<0.05	16.6	0.146	1.84
L840985		520	48.8	294	<0.002	0.20	5.70	4.4	1	6.5	82.5	0.65	<0.05	18.7	0.176	2.02
L840986		500	48.0	229	<0.002	0.01	0.83	4.1	1	6.8	165.0	0.75	<0.05	17.5	0.166	1.56
L840987		550	45.5	238	<0.002	0.02	0.96	4.7	<1	6.5	158.5	0.68	<0.05	19.9	0.190	1.68
L840988		550	48.4	239	<0.002	0.02	0.91	4.8	1	6.8	163.0	0.70	<0.05	19.9	0.195	1.71
L840989		530	46.0	270	<0.002	0.02	1.54	4.9	<1	6.9	111.5	0.66	<0.05	18.9	0.190	2.16
L840990		540	59.6	303	<0.002	<0.01	4.20	5.3	1	8.2	87.6	0.76	<0.05	19.5	0.199	2.82
L840991		470	81.0	326	<0.002	<0.01	10.95	5.0	1	7.8	182.0	0.54	<0.05	17.9	0.203	3.98
L840992		500	108.5	289	<0.002	0.38	25.0	3.9	1	11.7	29.1	0.58	<0.05	13.8	0.138	3.44
L840993		550	48.6	291	<0.002	0.03	2.10	4.8	1	7.3	128.0	0.67	<0.05	19.1	0.196	2.42
L840994		680	14.2	73.8	<0.002	<0.01	1.34	14.7	1	1.4	299	0.66	<0.05	7.2	0.396	0.70
L840995		640	>10000	64.3	<0.002	2.77	56.1	8.2	3	2.8	427	0.30	0.19	3.7	0.210	0.75
L840996		700	27.5	90.8	<0.002	<0.01	4.93	15.5	1	1.6	163.5	0.69	<0.05	7.8	0.401	0.87
L840997		710	16.2	65.7	<0.002	0.01	1.34	15.7	1	1.7	331	0.68	<0.05	7.2	0.408	0.58
L840998		660	13.1	82.9	<0.002	<0.01	3.81	13.4	1	1.5	69.8	0.67	<0.05	7.0	0.385	0.99
L840999		160	2.8	2.1	<0.002	<0.01	0.06	0.3	<1	<0.2	40.9	<0.05	<0.05	<0.2	0.006	0.02
L841000		660	13.5	71.0	<0.002	<0.01	2.24	14.3	1	1.4	141.5	0.67	<0.05	7.0	0.384	0.90
K979401		580	12.8	108.0	<0.002	<0.01	7.77	14.0	1	1.4	68.6	0.57	<0.05	7.9	0.340	0.91
K979402		700	12.3	108.0	<0.002	<0.01	1.36	16.4	1	1.6	233	0.65	<0.05	8.6	0.395	1.03
K979403		750	43.3	209	<0.002	<0.01	3.30	5.0	1	5.5	142.0	0.87	<0.05	16.1	0.216	2.05
K979404		730	42.5	223	<0.002	<0.01	3.42	5.4	1	5.6	144.0	0.83	<0.05	17.2	0.215	2.09
K979405		740	70.1	271	<0.002	<0.01	7.52	5.4	1	6.9	111.5	0.78	<0.05	25.9	0.217	2.75
K979406		490	47.9	241	<0.002	0.01	2.85	5.7	1	5.3	197.0	1.08	<0.05	22.8	0.217	2.15

***** See Appendix Page for comments regarding this certificate *****

ALS Canada Ltd.
2103 Dollarton Hwy
North Vancouver BC V7H 0A7
Phone: 604 984 0221 Fax: 604 984 0218 www.alsglobal.com

To: **SILVER RANGE RESOURCES LTD.**
C/O ARCHER, CATHRO & ASSOCIATES (1981) LIMITED
1016-510 W HASTINGS ST
VANCOUVER BC V6B 1L8

Finalized Date: 29-AUG-2012
Account: RANSIL

Project: Hammer - KEG

CERTIFICATE OF ANALYSIS WH12186534

Sample Description	Method Analyte Units LOR	ME-MS61 U ppm 0.1	ME-MS61 V ppm 1	ME-MS61 W ppm 0.1	ME-MS61 Y ppm 0.1	ME-MS61 Zn ppm 2	ME-MS61 Zr ppm 0.5	Pb-OG62 Pb % 0.001	Zn-OG62 Zn % 0.001
L840971		12.4	16	1.6	7.3	58	61.4		
L840972		9.0	18	1.2	10.2	173	54.1		
L840973		9.3	14	1.2	6.0	46	41.9		
L840974		8.6	23	1.5	9.1	51	76.8		
L840975		10.7	23	1.5	9.0	55	77.9		
L840976		9.3	24	1.5	9.3	129	80.9		
L840977		1.9	62	9.5	12.0	>10000	37.1	1.910	2.01
L840978		9.8	23	4.0	8.1	60	75.7		
L840979		7.5	21	1.3	8.9	62	72.5		
L840980		12.6	21	2.6	7.5	40	71.7		
L840981		8.6	19	3.6	7.9	62	69.8		
L840982		11.7	15	2.4	7.3	131	50.6		
L840983		0.5	2	0.1	0.8	18	<0.5		
L840984		5.4	17	10.0	7.2	30	65.4		
L840985		9.0	21	2.6	9.0	62	66.7		
L840986		8.9	19	1.5	8.5	51	69.0		
L840987		9.0	23	1.9	9.1	55	73.6		
L840988		10.2	24	2.6	9.3	54	78.9		
L840989		10.1	24	1.6	9.5	64	77.5		
L840990		10.5	25	2.3	7.9	84	75.9		
L840991		23.7	25	2.3	8.4	219	74.5		
L840992		18.3	18	2.8	8.1	167	54.3		
L840993		9.9	24	1.4	9.3	64	82.4		
L840994		1.9	97	1.3	19.8	75	77.0		
L840995		1.9	63	9.5	11.7	>10000	36.7	1.930	2.00
L840996		3.1	99	1.7	20.4	83	76.7		
L840997		1.8	100	1.3	20.5	87	83.5		
L840998		3.1	95	5.2	16.7	73	74.0		
L840999		0.6	2	0.1	0.8	22	<0.5		
L841000		1.9	95	3.1	17.9	76	70.9		
K979401		2.9	81	3.8	22.3	65	64.5		
K979402		2.0	97	1.1	19.7	76	77.4		
K979403		2.4	29	1.5	9.1	50	85.7		
K979404		2.5	30	1.5	9.9	50	84.5		
K979405		5.9	30	2.0	11.4	97	75.9		
K979406		4.3	32	1.1	11.1	60	74.4		

***** See Appendix Page for comments regarding this certificate *****

ALS Canada Ltd.
2103 Dollarton Hwy
North Vancouver BC V7H 0A7
Phone: 604 984 0221 Fax: 604 984 0218 www.alsglobal.com

To: **SILVER RANGE RESOURCES LTD.**
C/O ARCHER, CATHRO & ASSOCIATES (1981) LIMITED
1016- 510 W HASTINGS ST
VANCOUVER BC V6B 1L8

Finalized Date: 29- AUG- 2012
Account: RANSIL

Project: Hammer - KEG

CERTIFICATE OF ANALYSIS WH12186534

Method	CERTIFICATE COMMENTS
ME- MS61	Interference: Ca> 10% on ICP- MS As, ICP- AES results shown.
ME- MS61	REE's may not be totally soluble in this method.

ALS Canada Ltd.

2103 Dollarton Hwy
North Vancouver BC V7H 0A7
Phone: 604 984 0221 Fax: 604 984 0218 www.alsglobal.com

To: **SILVER RANGE RESOURCES LTD.**
C/O ARCHER, CATHRO & ASSOCIATES (1981) LIMITED
1016-510 W HASTINGS ST
VANCOUVER BC V6B 1L8

Finalized Date: 19-AUG-2012
Account: RANSIL

CERTIFICATE WH12189032

Project: SNAP Group 5

P.O. No.: Batch 28

This report is for 36 Drill Core samples submitted to our lab in Whitehorse, YT, Canada on 14-AUG-2012.

The following have access to data associated with this certificate:

MATT DUMALA	JOAN MARIACHER	HEATHER SMITH

SAMPLE PREPARATION

ALS CODE	DESCRIPTION
WEI-21	Received Sample Weight
LOG-22	Sample login - Rcd w/o BarCode
CRU-31	Fine crushing - 70%<2mm
CRU-QC	Crushing QC Test
SPL-21	Split sample - riffle splitter
PUL-QC	Pulverizing QC Test
PUL-31	Pulverize split to 85%<75 um
LOG-22d	Sample login - Rcd w/o BarCode dup
SPL-21d	Split sample - duplicate
PUL-31d	Pulverize Split - duplicate
LOG-23	Pulp Login - Rcvd with Barcode

ANALYTICAL PROCEDURES

ALS CODE	DESCRIPTION	INSTRUMENT
Au-AA24	Au 50g FA AA finish	AAS
ME-OG62	Ore Grade Elements - Four Acid	ICP-AES
Sn-XRF05	Sn-Trace Level XRF Analysis	XRF
ME-MS61	48 element four acid ICP-MS	
Ag-OG62	Ore Grade Ag - Four Acid	VARIABLE
Pb-OG62	Ore Grade Pb - Four Acid	VARIABLE
Zn-OG62	Ore Grade Zn - Four Acid	VARIABLE

To: **SILVER RANGE RESOURCES LTD.**
ATTN: JOAN MARIACHER
C/O ARCHER, CATHRO & ASSOCIATES (1981) LIMITED
1016-510 W HASTINGS ST
VANCOUVER BC V6B 1L8

This is the Final Report and supersedes any preliminary report with this certificate number. Results apply to samples as submitted. All pages of this report have been checked and approved for release.

***** See Appendix Page for comments regarding this certificate *****

Signature:

Colin Ramshaw, Vancouver Laboratory Manager

ALS Canada Ltd.
2103 Dollarton Hwy
North Vancouver BC V7H 0A7
Phone: 604 984 0221 Fax: 604 984 0218 www.alsglobal.com

To: **SILVER RANGE RESOURCES LTD.**
C/O ARCHER, CATHRO & ASSOCIATES (1981) LIMITED
1016-510 W HASTINGS ST
VANCOUVER BC V6B 1L8

Finalized Date: 19-AUG-2012
Account: RANSIL

Project: SNAP Group 5

CERTIFICATE OF ANALYSIS WH12189032

Sample Description	Method / Analyte / Units / LOR	WEI-21 Recvd Wt. kg 0.02	Au-AA24 Au ppm 0.005	Sn-XRF05 Sn ppm 5	ME-MS61 Ag ppm 0.01	ME-MS61 Al % 0.01	ME-MS61 As ppm 0.2	ME-MS61 Ba ppm 10	ME-MS61 Be ppm 0.05	ME-MS61 Bi ppm 0.01	ME-MS61 Ca % 0.01	ME-MS61 Cd ppm 0.02	ME-MS61 Ce ppm 0.01	ME-MS61 Co ppm 0.1	ME-MS61 Cr ppm 1	ME-MS61 Cs ppm 0.05
K979281		0.75	0.028	55	23.6	4.23	2760	80	3.13	0.45	1.19	3.42	59.8	1.4	7	16.20
K979282		1.52	0.146	87	72.2	4.96	4270	170	3.24	0.69	0.21	8.22	60.1	0.9	11	17.55
K979283		1.82	0.038	59	7.72	5.69	2880	200	3.39	0.67	0.33	4.65	62.4	3.1	10	17.15
K979284		2.89	<0.005	<5	0.05	0.10	9	20	0.08	0.04	21.7	0.07	1.62	1.7	1	0.97
K979285		4.49	<0.005	15	0.58	7.02	100.0	430	4.23	0.73	0.19	0.56	96.2	1.5	17	16.65
K979286		4.40	0.006	42	5.02	6.40	598	320	4.61	0.76	0.16	1.21	79.5	0.8	15	19.40
K979287		2.92	<0.005	43	1.57	6.42	388	340	3.63	0.70	0.14	0.83	78.2	0.7	15	17.35
K979288		1.78	0.034	43	5.16	5.53	4390	210	3.45	1.14	0.20	2.94	66.4	4.5	12	18.00
K979289		1.69	0.005	62	2.19	5.62	1145	220	3.65	0.65	0.19	1.27	75.5	2.5	12	16.45
K979290		1.78	<0.005	61	4.94	6.26	493	220	5.25	5.67	0.21	1.10	87.4	1.0	15	19.80
K979291		1.37	0.007	58	1.92	5.96	1355	190	4.88	1.20	0.19	3.27	75.3	1.2	12	17.95
K979292		0.22	0.093	25	59.0	4.67	2570	530	0.84	3.92	6.66	121.5	32.2	13.0	41	2.90
K979293		0.79	0.008	50	11.05	5.25	790	150	4.04	0.64	0.17	7.06	62.9	3.7	11	20.1
K979294		1.02	0.101	42	2.28	2.78	7010	70	3.25	0.27	0.11	1.53	33.2	2.8	11	19.90
K979295		0.93	<0.005	42	2.00	6.76	571	340	4.85	0.81	0.19	2.08	80.2	2.1	14	22.1
K979296		3.17	<0.005	20	0.96	6.97	103.5	430	4.02	0.93	0.20	1.16	99.0	2.6	16	16.70
K979297		1.47	<0.005	17	0.71	7.10	109.0	440	3.56	0.73	0.21	0.92	85.5	2.6	15	14.65
K979298		1.45	<0.005	24	0.75	6.79	230	440	3.28	0.61	0.18	0.55	78.2	4.2	15	19.95
K979299		3.40	<0.005	12	0.77	6.97	25.6	450	3.92	0.48	0.19	0.74	76.1	3.2	14	19.45
K979300		1.24	<0.005	25	2.19	6.36	184.0	180	4.51	0.48	0.28	1.34	73.5	4.3	12	28.4
K979301		0.91	0.412	107	>100	3.60	>10000	50	2.85	0.58	0.31	45.1	38.1	4.1	8	13.20
K979302		1.67	<0.005	34	1.40	6.38	164.0	110	4.03	0.53	0.22	0.81	64.5	1.9	14	18.95
K979303		3.54	<0.005	<5	0.06	0.08	7	20	0.05	0.03	21.2	0.10	1.21	1.5	1	0.41
K979304		0.94	<0.005	58	4.78	6.74	321	80	4.13	0.42	0.21	9.12	66.9	2.5	12	22.4
K979305		0.75	0.016	87	63.8	3.08	876	40	2.55	0.34	0.15	155.5	36.1	4.4	4	11.15
K979306		1.48	<0.005	27	2.33	6.59	22.8	360	4.28	2.96	0.31	0.73	77.4	1.7	7	18.45
K979307		4.51	<0.005	23	0.77	6.93	31.7	390	4.03	0.76	0.38	0.38	72.6	1.5	8	16.20
K979308		2.96	<0.005	23	0.89	7.14	99.0	380	3.98	0.26	0.17	0.34	81.1	1.5	6	14.60
K979309		0.22	0.096	26	57.3	4.65	2630	540	0.88	3.36	6.73	124.5	28.7	13.6	41	2.82
K979310		0.82	0.027	41	4.50	5.43	2510	270	3.13	0.51	0.12	1.26	63.5	1.3	7	14.40
K979311		1.81	<0.005	15	0.37	6.83	80.1	330	4.33	0.46	0.14	0.13	79.2	1.2	6	17.35
K979312		0.82	0.005	39	12.70	6.57	485	180	4.33	1.36	0.23	6.69	68.1	2.5	6	23.4
K979313		<0.02	<0.005	41	15.65	6.34	444	160	4.08	1.05	0.23	8.94	69.7	2.4	5	23.1
K979314		1.59	0.006	30	2.22	6.61	917	130	4.20	0.47	0.26	1.03	57.2	3.9	8	24.4
K979315		1.88	<0.005	14	0.47	7.23	28.3	500	4.47	0.38	0.17	0.13	68.5	3.9	9	16.75
K979316		2.88	<0.005	18	0.81	6.88	50.5	470	4.08	0.56	0.18	0.50	65.0	3.8	9	15.60

***** See Appendix Page for comments regarding this certificate *****

ALS Canada Ltd.
2103 Dollarton Hwy
North Vancouver BC V7H 0A7
Phone: 604 984 0221 Fax: 604 984 0218 www.alsglobal.com

To: **SILVER RANGE RESOURCES LTD.**
C/O ARCHER, CATHRO & ASSOCIATES (1981) LIMITED
1016-510 W HASTINGS ST
VANCOUVER BC V6B 1L8

Finalized Date: 19-AUG-2012
Account: RANSIL

Project: SNAP Group 5

CERTIFICATE OF ANALYSIS WH12189032

Sample Description	Method	ME-MS61	ME-MS61	ME-MS61	ME-MS61	ME-MS61	ME-MS61	ME-MS61	ME-MS61	ME-MS61	ME-MS61	ME-MS61	ME-MS61	ME-MS61	ME-MS61	ME-MS61
	Analyte	Cu	Fe	Ga	Ge	Hf	In	K	La	Li	Mg	Mn	Mo	Na	Nb	Ni
	Units	ppm	%	ppm	ppm	ppm	ppm	%	ppm	ppm	%	ppm	ppm	%	ppm	ppm
	LOR	0.2	0.01	0.05	0.05	0.1	0.005	0.01	0.5	0.2	0.01	5	0.05	0.01	0.1	0.2
K979281		26.9	2.40	20.1	0.11	1.0	0.071	1.90	25.8	50.6	0.13	88400	0.24	0.03	6.3	3.1
K979282		69.3	1.78	17.30	0.12	1.2	0.137	2.51	25.6	113.0	0.20	9920	0.25	0.05	7.4	2.2
K979283		18.6	2.48	19.35	0.14	1.3	0.046	3.08	26.1	78.0	0.20	24400	0.28	0.06	8.4	4.0
K979284		2.3	0.48	0.48	<0.05	<0.1	0.005	0.06	0.7	1.8	12.85	226	0.09	<0.01	0.4	3.9
K979285		4.5	1.28	26.0	0.18	2.0	0.039	3.94	39.9	140.5	0.26	3120	0.31	0.14	11.0	4.1
K979286		11.7	1.51	23.3	0.17	1.7	0.059	3.89	33.6	165.5	0.24	2080	0.23	0.10	9.7	2.6
K979287		6.2	1.38	21.2	0.17	1.7	0.045	4.03	33.2	75.3	0.24	2440	0.27	0.10	8.9	2.2
K979288		16.4	2.47	18.70	0.16	1.4	0.057	3.07	28.2	95.5	0.22	7760	0.22	0.07	6.7	5.8
K979289		12.9	1.90	19.85	0.16	1.6	0.133	3.07	32.1	85.0	0.23	5360	0.31	0.06	8.8	4.3
K979290		16.0	1.72	21.4	0.18	1.7	0.284	3.31	37.2	94.9	0.27	2580	0.26	0.07	7.9	3.4
K979291		11.8	1.68	19.65	0.16	1.5	0.108	2.99	32.2	68.6	0.26	3880	0.28	0.06	8.1	3.0
K979292		951	3.61	10.45	0.14	1.2	0.086	1.27	14.6	16.7	0.65	2560	5.27	1.18	4.2	26.7
K979293		38.4	3.41	18.10	0.16	1.3	1.550	2.65	26.6	85.6	0.21	1060	0.29	0.04	7.2	4.4
K979294		7.9	1.49	9.76	0.08	0.6	0.123	1.19	14.0	105.0	0.13	4230	0.24	0.02	3.8	4.3
K979295		9.5	1.78	22.7	0.17	1.8	0.205	4.19	33.0	45.6	0.27	6530	0.27	0.10	10.4	3.2
K979296		4.9	1.64	23.0	0.20	2.0	0.105	4.33	41.6	73.1	0.26	3310	0.33	0.14	11.0	6.4
K979297		5.3	1.77	20.5	0.17	1.8	0.089	4.29	35.4	65.8	0.26	3600	0.27	0.14	10.2	5.7
K979298		7.3	1.60	22.2	0.15	1.7	0.033	4.49	36.7	47.5	0.28	4320	0.27	0.14	10.3	12.7
K979299		3.5	1.57	20.9	0.17	1.7	0.075	4.23	35.3	95.0	0.26	3610	0.44	0.13	10.2	7.2
K979300		15.9	2.74	20.0	0.17	1.5	0.386	3.12	34.6	46.6	0.23	9960	0.30	0.06	8.9	10.3
K979301		81.2	5.48	13.30	0.22	0.7	6.33	1.48	18.2	53.9	0.14	18300	0.19	0.02	4.6	6.2
K979302		7.1	2.39	22.0	0.15	1.4	0.049	3.01	30.4	44.8	0.23	13100	0.22	0.05	9.5	6.3
K979303		1.6	0.48	0.30	<0.05	<0.1	0.006	0.05	0.6	1.3	12.60	238	0.12	<0.01	0.3	3.0
K979304		23.8	3.43	22.3	0.16	1.5	0.039	2.86	31.1	36.9	0.24	2330	0.20	0.03	9.0	8.2
K979305		70.1	15.30	11.30	0.40	0.7	2.14	1.27	17.5	36.4	0.13	6450	0.17	0.02	3.4	4.8
K979306		3.9	1.25	23.9	0.16	1.9	0.050	4.99	36.5	50.5	0.25	2110	0.24	0.16	8.1	4.8
K979307		2.7	1.01	21.5	0.14	1.8	0.045	5.05	33.9	66.0	0.24	2350	0.25	0.22	7.9	2.7
K979308		2.4	0.97	21.6	0.15	2.0	0.051	4.78	38.0	89.8	0.17	2470	0.22	0.20	7.9	1.4
K979309		987	3.64	10.65	0.13	1.2	0.086	1.31	14.3	16.4	0.66	2590	5.16	1.20	4.1	27.3
K979310		14.6	2.14	17.55	0.14	1.5	0.061	3.70	29.8	67.5	0.17	2650	0.23	0.11	5.7	2.3
K979311		2.8	1.12	22.4	0.17	1.8	0.039	4.77	36.9	146.5	0.18	2140	0.63	0.16	7.9	1.6
K979312		16.0	3.07	22.2	0.19	1.4	0.574	3.38	32.0	53.7	0.23	11800	0.59	0.07	8.5	3.6
K979313		16.5	3.18	20.8	0.17	1.3	0.800	3.17	33.2	48.5	0.22	12250	0.50	0.06	8.2	3.2
K979314		15.6	3.18	22.4	0.16	1.0	0.052	3.00	27.2	40.7	0.25	14300	0.25	0.04	8.9	4.8
K979315		10.8	1.67	25.7	0.17	1.2	0.043	4.18	32.4	47.1	0.22	3190	0.28	0.15	10.6	4.5
K979316		10.5	1.76	24.1	0.17	1.2	0.069	3.83	30.8	46.9	0.25	4290	0.28	0.14	10.3	4.5

***** See Appendix Page for comments regarding this certificate *****

ALS Canada Ltd.
2103 Dollarton Hwy
North Vancouver BC V7H 0A7
Phone: 604 984 0221 Fax: 604 984 0218 www.alsglobal.com

To: **SILVER RANGE RESOURCES LTD.**
C/O ARCHER, CATHRO & ASSOCIATES (1981) LIMITED
1016- 510 W HASTINGS ST
VANCOUVER BC V6B 1L8

Finalized Date: 19- AUG- 2012
Account: RANSIL

Project: SNAP Group 5

CERTIFICATE OF ANALYSIS WH12189032

Sample Description	Method	ME-MS61	ME-MS61	ME-MS61	ME-MS61	ME-MS61	ME-MS61	ME-MS61	ME-MS61	ME-MS61	ME-MS61	ME-MS61	ME-MS61	ME-MS61	ME-MS61	ME-MS61
	Analyte	P	Pb	Rb	Re	S	Sb	Sc	Se	Sn	Sr	Ta	Te	Th	Ti	Tl
	Units	ppm	ppm	ppm	ppm	%	ppm	ppm	ppm	ppm	ppm	ppm	ppm	ppm	%	ppm
	LOR	10	0.5	0.1	0.002	0.01	0.05	0.1	1	0.2	0.2	0.05	0.05	0.2	0.005	0.02
K979281		320	781	236	<0.002	0.66	37.3	2.1	1	60.0	28.0	0.84	<0.05	12.1	0.082	5.89
K979282		380	691	308	<0.002	0.82	48.7	2.5	2	90.6	42.4	0.88	<0.05	16.1	0.102	7.34
K979283		450	534	349	<0.002	0.90	30.6	3.1	1	56.6	38.5	1.28	<0.05	15.7	0.111	7.66
K979284		220	2.8	6.1	<0.002	0.02	0.13	0.3	1	0.2	47.9	<0.05	<0.05	<0.2	<0.005	0.05
K979285		620	59.4	358	<0.002	0.13	4.09	4.5	1	14.4	83.0	1.41	<0.05	24.0	0.158	4.26
K979286		530	229	404	<0.002	0.21	11.25	4.2	1	47.2	86.7	1.20	<0.05	21.0	0.134	7.37
K979287		560	98.0	440	<0.002	0.18	7.17	3.6	2	44.9	78.8	1.11	<0.05	20.7	0.132	8.13
K979288		470	258	335	<0.002	1.35	31.1	2.7	2	47.1	44.0	0.96	<0.05	17.2	0.094	7.81
K979289		480	203	377	<0.002	0.77	12.55	3.4	2	67.3	43.5	1.07	<0.05	19.2	0.121	9.00
K979290		590	349	386	<0.002	0.30	9.96	3.5	2	64.5	62.6	0.89	<0.05	22.6	0.122	9.14
K979291		500	159.5	374	<0.002	0.37	13.25	3.3	2	63.9	53.5	0.91	<0.05	18.9	0.122	8.92
K979292		610	>10000	62.4	0.002	2.68	58.4	7.5	6	2.8	397	0.31	0.21	3.8	0.199	0.75
K979293		380	1195	319	<0.002	2.67	20.4	3.0	2	54.2	44.9	0.88	<0.05	16.5	0.105	8.70
K979294		220	204	178.5	<0.002	0.64	53.3	1.6	1	49.7	49.4	0.49	<0.05	8.3	0.056	4.87
K979295		560	244	439	<0.002	0.44	8.70	4.1	1	46.3	63.8	1.27	<0.05	21.1	0.143	9.50
K979296		610	122.0	386	<0.002	0.38	3.73	4.2	1	21.5	77.2	1.42	<0.05	25.0	0.159	6.54
K979297		620	94.4	379	<0.002	0.41	3.96	3.8	1	18.3	72.2	1.29	<0.05	22.5	0.161	5.60
K979298		590	113.5	421	<0.002	0.70	6.54	3.9	1	25.2	67.7	1.24	<0.05	20.9	0.153	7.48
K979299		610	112.5	356	<0.002	0.18	2.95	3.8	1	13.6	73.4	1.18	<0.05	20.1	0.154	5.71
K979300		540	313	333	<0.002	1.58	12.30	3.7	1	28.9	37.7	1.07	<0.05	19.4	0.136	10.60
K979301		270	>10000	177.0	<0.002	4.99	255	2.4	5	109.0	6.7	0.54	<0.05	8.5	0.067	5.60
K979302		550	201	325	<0.002	0.45	4.33	4.3	1	36.0	23.8	1.05	<0.05	17.1	0.139	7.81
K979303		160	13.8	3.5	<0.002	0.02	0.14	0.3	1	0.2	43.5	<0.05	<0.05	<0.2	<0.005	0.04
K979304		510	922	326	<0.002	2.76	21.7	2.8	2	62.1	6.9	1.22	<0.05	17.8	0.135	10.80
K979305		260	>10000	143.5	<0.002	>10.0	104.0	1.8	9	63.8	8.2	0.39	0.06	8.2	0.040	10.40
K979306		540	147.0	445	<0.002	0.35	2.78	4.2	1	27.4	70.7	1.14	<0.05	22.4	0.111	7.04
K979307		530	125.0	430	<0.002	0.20	1.35	3.6	1	21.2	73.8	1.19	<0.05	21.4	0.107	5.69
K979308		520	224	381	<0.002	0.24	3.02	3.6	1	22.0	76.7	1.24	<0.05	24.5	0.103	4.58
K979309		610	>10000	63.8	0.003	2.72	55.2	7.8	6	2.8	406	0.32	0.21	3.6	0.207	0.74
K979310		410	708	361	<0.002	1.61	20.7	2.7	1	42.6	52.1	0.85	<0.05	19.2	0.083	6.50
K979311		540	61.3	412	<0.002	0.45	3.14	4.0	1	16.9	74.9	0.97	<0.05	24.1	0.102	6.10
K979312		510	2900	363	<0.002	1.98	29.5	4.3	2	46.1	31.3	1.05	<0.05	17.0	0.135	10.05
K979313		480	3730	343	<0.002	2.24	32.9	4.0	2	49.4	26.3	1.03	<0.05	16.8	0.131	9.60
K979314		430	378	340	<0.002	1.70	20.8	4.8	1	33.9	18.1	1.05	<0.05	13.1	0.180	9.94
K979315		500	67.6	368	<0.002	0.41	3.35	5.8	1	16.9	78.8	1.28	<0.05	16.1	0.212	6.38
K979316		490	115.0	330	<0.002	0.55	5.61	5.4	1	20.4	73.0	1.29	<0.05	14.8	0.201	5.94

***** See Appendix Page for comments regarding this certificate *****

ALS Canada Ltd.
2103 Dollarton Hwy
North Vancouver BC V7H 0A7
Phone: 604 984 0221 Fax: 604 984 0218 www.alsglobal.com

To: **SILVER RANGE RESOURCES LTD.**
C/O ARCHER, CATHRO & ASSOCIATES (1981) LIMITED
1016-510 W HASTINGS ST
VANCOUVER BC V6B 1L8

Page: 2 - D
Total # Pages: 2 (A - D)
Plus Appendix Pages
Finalized Date: 19-AUG-2012
Account: RANSIL

Project: SNAP Group 5

CERTIFICATE OF ANALYSIS WH12189032

Sample Description	Method	ME-MS61	ME-MS61	ME-MS61	ME-MS61	ME-MS61	ME-MS61	Ag-OG62	Pb-OG62	Zn-OG62
	Analyte	U	V	W	Y	Zn	Zr	Ag	Pb	Zn
	Units	ppm	ppm	ppm	ppm	ppm	ppm	ppm	%	%
	LOR	0.1	1	0.1	0.1	2	0.5	1	0.001	0.001
K979281		6.0	9	5.4	12.8	645	32.6			
K979282		9.4	13	7.0	7.1	2230	42.8			
K979283		10.0	14	5.8	8.2	1000	42.2			
K979284		0.7	2	0.2	0.9	17	<0.5			
K979285		12.5	20	13.5	10.6	370	64.5			
K979286		14.8	16	7.0	9.1	361	53.6			
K979287		9.8	16	7.6	7.6	287	55.3			
K979288		11.4	12	7.3	9.1	567	44.2			
K979289		12.4	14	9.2	7.8	430	51.6			
K979290		11.8	16	9.8	9.8	384	57.9			
K979291		11.1	15	9.1	11.4	436	49.8			
K979292		1.8	58	8.8	11.3	>10000	38.2		1.975	1.965
K979293		15.6	12	7.4	5.8	2000	41.5			
K979294		7.1	7	4.7	5.5	445	20.8			
K979295		13.0	17	8.3	9.0	497	57.1			
K979296		11.2	20	9.9	10.0	348	65.1			
K979297		12.8	20	8.7	9.1	331	58.9			
K979298		8.5	20	7.1	9.1	276	59.8			
K979299		9.9	20	10.3	9.4	311	57.6			
K979300		8.7	17	4.3	8.1	618	50.8			
K979301		6.1	8	3.5	7.5	>10000	24.2	114	3.28	1.775
K979302		12.0	17	7.0	8.5	543	48.9			
K979303		0.9	2	0.2	0.8	23	<0.5			
K979304		11.7	11	7.3	7.3	4020	49.7			
K979305		6.1	2	3.3	4.2	>10000	20.6		1.945	5.72
K979306		15.2	8	4.4	8.3	253	55.2			
K979307		12.5	5	3.5	8.0	206	53.7			
K979308		15.3	4	3.9	8.3	207	56.9			
K979309		1.6	61	9.0	11.2	>10000	36.6		1.975	1.965
K979310		10.0	4	5.0	6.9	313	42.9			
K979311		10.9	5	4.3	8.8	116	51.3			
K979312		8.8	13	7.0	8.4	2330	41.1			
K979313		7.3	12	6.7	8.1	3160	41.4			
K979314		10.2	22	8.5	8.5	556	35.9			
K979315		6.3	26	17.8	9.9	117	44.5			
K979316		7.2	24	18.8	9.2	312	42.3			

***** See Appendix Page for comments regarding this certificate *****

ALS Canada Ltd.
2103 Dollarton Hwy
North Vancouver BC V7H 0A7
Phone: 604 984 0221 Fax: 604 984 0218 www.alsglobal.com

To: **SILVER RANGE RESOURCES LTD.**
C/O ARCHER, CATHRO & ASSOCIATES (1981) LIMITED
1016-510 W HASTINGS ST
VANCOUVER BC V6B 1L8

Finalized Date: 19-AUG-2012
Account: RANSIL

Project: SNAP Group 5

CERTIFICATE OF ANALYSIS WH12189032

Method	CERTIFICATE COMMENTS
ME-MS61	Interference: Ca>10% on ICP-MS As, ICP-AES results shown.
ME-MS61	REE's may not be totally soluble in this method.

ALS Canada Ltd.

2103 Dollarton Hwy
North Vancouver BC V7H 0A7
Phone: 604 984 0221 Fax: 604 984 0218 www.alsglobal.com

To: **SILVER RANGE RESOURCES LTD.**
C/O ARCHER, CATHRO & ASSOCIATES (1981) LIMITED
1016-510 W HASTINGS ST
VANCOUVER BC V6B 1L8

Finalized Date: 19-AUG-2012
Account: RANSIL

CERTIFICATE WH12189033

Project: SNAP - Group 5

P.O. No.: Batch 29

This report is for 36 Drill Core samples submitted to our lab in Whitehorse, YT, Canada on 14-AUG-2012.

The following have access to data associated with this certificate:

MATT DUMALA	JOAN MARIACHER	HEATHER SMITH

SAMPLE PREPARATION

ALS CODE	DESCRIPTION
WEI-21	Received Sample Weight
LOG-22	Sample login - Rcd w/o BarCode
CRU-31	Fine crushing - 70%<2mm
CRU-QC	Crushing QC Test
SPL-21	Split sample - riffle splitter
PUL-QC	Pulverizing QC Test
PUL-31	Pulverize split to 85%<75 um
LOG-22d	Sample login - Rcd w/o BarCode dup
SPL-21d	Split sample - duplicate
PUL-31d	Pulverize Split - duplicate
LOG-23	Pulp Login - Rcvd with Barcode

ANALYTICAL PROCEDURES

ALS CODE	DESCRIPTION	INSTRUMENT
Au-AA24	Au 50g FA AA finish	AAS
ME-OG62	Ore Grade Elements - Four Acid	ICP-AES
Sn-XRF05	Sn-Trace Level XRF Analysis	XRF
ME-MS61	48 element four acid ICP-MS	
Pb-OG62	Ore Grade Pb - Four Acid	VARIABLE
Zn-OG62	Ore Grade Zn - Four Acid	VARIABLE

To: **SILVER RANGE RESOURCES LTD.**
ATTN: JOAN MARIACHER
C/O ARCHER, CATHRO & ASSOCIATES (1981) LIMITED
1016-510 W HASTINGS ST
VANCOUVER BC V6B 1L8

This is the Final Report and supersedes any preliminary report with this certificate number. Results apply to samples as submitted. All pages of this report have been checked and approved for release.

***** See Appendix Page for comments regarding this certificate *****

Signature: 

Colin Ramshaw, Vancouver Laboratory Manager

ALS Canada Ltd.
2103 Dollarton Hwy
North Vancouver BC V7H 0A7
Phone: 604 984 0221 Fax: 604 984 0218 www.alsglobal.com

To: **SILVER RANGE RESOURCES LTD.**
C/O ARCHER, CATHRO & ASSOCIATES (1981) LIMITED
1016-510 W HASTINGS ST
VANCOUVER BC V6B 1L8

Finalized Date: 19-AUG-2012
Account: RANSIL

Project: SNAP - Group 5

CERTIFICATE OF ANALYSIS WH12189033

Sample Description	Method	WEI-21	Au-AA24	Sn-XRF05	ME-MS61	ME-MS61	ME-MS61	ME-MS61	ME-MS61	ME-MS61	ME-MS61	ME-MS61	ME-MS61	ME-MS61	ME-MS61	ME-MS61
	Analyte	Recvd Wt.	Au	Sn	Ag	Al	As	Ba	Be	Bi	Ca	Cd	Ce	Co	Cr	Cs
	Units	kg	ppm	ppm	ppm	%	ppm	ppm	ppm	ppm	%	ppm	ppm	ppm	ppm	ppm
	LOR	0.02	0.005	5	0.01	0.01	0.2	10	0.05	0.01	0.01	0.02	0.01	0.1	1	0.05
K979317		3.43	<0.005	25	1.16	6.90	124.0	450	4.87	0.59	0.17	0.12	64.6	3.8	12	20.1
K979318		3.41	<0.005	11	0.46	7.24	14.6	550	5.24	0.52	0.21	0.07	75.2	3.7	12	17.00
K979319		0.87	<0.005	23	1.54	6.17	297	260	4.56	0.92	0.21	0.54	51.8	3.8	11	27.2
K979320		3.04	<0.005	20	0.66	6.98	32.2	410	4.46	0.58	0.19	0.10	69.0	3.6	13	21.3
K979321		0.80	0.210	67	8.27	5.76	548	70	3.58	0.33	0.22	9.94	49.4	3.0	10	19.75
K979322		0.21	0.100	25	60.4	4.70	2570	540	0.91	3.60	6.77	129.0	31.6	14.4	39	3.14
K979323		1.48	<0.005	40	2.07	6.59	66.7	180	4.79	0.45	0.27	1.21	59.6	3.5	16	24.1
K979324		1.05	<0.005	62	2.46	7.30	120.5	140	5.29	0.51	0.19	0.89	61.1	4.3	15	25.2
K979325		2.63	<0.005	20	0.60	7.28	11.9	530	4.66	0.36	0.24	0.18	73.9	4.0	15	16.20
K979326		3.16	<0.005	27	0.53	7.13	69.9	410	4.18	0.41	0.20	0.22	69.1	3.7	13	19.30
K979327		3.36	<0.005	<5	0.01	0.08	<5	10	0.08	0.02	20.9	0.07	1.35	1.6	1	0.26
K979328		1.60	<0.005	34	1.09	6.74	133.5	330	4.42	0.55	0.23	0.32	66.1	3.7	12	20.5
K979329		1.51	0.006	41	2.40	5.44	310	210	3.95	0.46	0.40	10.85	45.1	3.3	12	21.1
K979330		1.85	0.007	38	3.23	5.91	975	140	4.09	1.64	0.24	5.53	56.2	3.4	12	23.4
K979331		<0.02	0.008	36	2.95	5.88	1065	130	3.96	1.42	0.24	5.54	53.1	3.3	13	22.2
K979332		1.31	0.016	23	1.03	6.98	233	380	4.26	0.51	0.29	0.37	66.2	4.0	13	24.8
K979333		1.55	<0.005	28	2.47	7.20	51.2	430	4.07	3.11	0.24	0.18	71.6	3.7	11	22.2
K979334		1.74	<0.005	20	1.08	6.85	185.5	110	3.73	0.76	0.30	0.17	63.1	3.3	16	25.1
K979335		0.70	0.030	29	3.45	5.56	3370	80	3.31	0.33	0.20	1.41	50.5	2.6	11	21.5
K979336		3.79	<0.005	<5	0.01	0.10	<5	20	0.08	0.02	20.5	0.06	1.29	1.2	1	0.36
K979337		2.33	<0.005	11	0.49	6.87	24.4	500	4.04	0.44	0.19	0.08	57.2	3.5	11	17.70
K979338		1.81	<0.005	13	0.37	7.00	14.9	520	3.57	0.46	0.30	0.09	63.4	3.7	12	19.25
K979339		1.04	<0.005	56	3.90	6.34	242	370	3.47	3.98	0.16	2.33	51.6	3.6	11	22.8
K979340		0.56	0.079	65	6.54	5.68	7010	180	3.53	0.51	0.19	8.48	50.3	4.1	16	18.90
K979341		0.21	0.121	26	61.5	4.86	2790	560	0.83	4.31	6.89	131.0	29.5	13.0	42	3.11
K979342		2.59	<0.005	18	0.40	7.64	50.1	580	3.48	0.40	0.19	0.16	67.3	4.5	14	13.20
K979344		4.07	<0.005	25	1.77	7.38	532	450	3.66	1.58	0.22	0.27	61.4	3.7	9	20.8
K979345		4.23	0.006	26	1.86	7.51	917	560	3.56	0.49	0.22	1.55	73.4	4.2	18	16.45
K979346		1.61	<0.005	22	0.75	7.83	10.3	470	3.74	0.86	0.27	0.22	57.7	3.7	8	20.3
K979348		0.90	<0.005	25	0.79	8.12	13.4	490	3.99	0.98	0.30	0.19	65.1	3.6	17	21.3
K979349		2.56	<0.005	43	2.38	6.76	476	230	3.73	0.43	0.21	1.93	58.6	3.0	13	23.8
K979350		4.39	<0.005	46	2.53	7.28	30.5	310	4.12	0.74	0.23	2.91	58.2	3.2	14	22.1
K979351		3.02	<0.005	83	4.05	6.53	77.3	110	3.69	0.80	0.18	3.49	56.2	1.9	11	22.7
K979352		0.89	0.100	281	19.55	4.85	>10000	100	2.87	0.46	0.18	21.7	39.8	2.9	14	16.60
K979353		1.58	0.013	47	2.59	5.72	2120	150	3.52	0.48	0.23	5.31	54.0	2.3	8	22.4
K979354		1.27	<0.005	26	3.65	6.42	79.5	360	3.58	2.15	0.20	2.80	58.8	3.4	13	21.9

***** See Appendix Page for comments regarding this certificate *****

ALS Canada Ltd.
2103 Dollarton Hwy
North Vancouver BC V7H 0A7
Phone: 604 984 0221 Fax: 604 984 0218 www.alsglobal.com

To: **SILVER RANGE RESOURCES LTD.**
C/O ARCHER, CATHRO & ASSOCIATES (1981) LIMITED
1016-510 W HASTINGS ST
VANCOUVER BC V6B 1L8

Finalized Date: 19-AUG-2012
Account: RANSIL

Project: SNAP - Group 5

CERTIFICATE OF ANALYSIS WH12189033

Sample Description	Method	ME-MS61	ME-MS61	ME-MS61	ME-MS61	ME-MS61	ME-MS61	ME-MS61	ME-MS61	ME-MS61	ME-MS61	ME-MS61	ME-MS61	ME-MS61	ME-MS61	ME-MS61
	Analyte	Cu	Fe	Ga	Ge	Hf	In	K	La	Li	Mg	Mn	Mo	Na	Nb	Ni
	Units	ppm	%	ppm	ppm	ppm	ppm	%	ppm	ppm	%	ppm	ppm	%	ppm	ppm
	LOR	0.2	0.01	0.05	0.05	0.1	0.005	0.01	0.5	0.2	0.01	5	0.05	0.01	0.1	0.2
K979317		9.9	1.95	23.3	0.16	1.3	0.035	4.22	30.7	99.7	0.26	3630	0.82	0.13	9.8	4.5
K979318		7.2	2.03	24.3	0.18	1.2	0.041	4.10	36.1	70.9	0.27	4310	0.66	0.15	10.4	4.0
K979319		11.5	2.41	21.8	0.14	0.9	0.048	3.50	24.3	49.8	0.25	8570	0.70	0.08	9.3	4.8
K979320		9.2	1.74	23.7	0.17	1.2	0.040	4.28	32.8	43.3	0.27	4720	0.82	0.11	10.1	4.5
K979321		24.4	5.37	18.30	0.18	0.7	1.455	2.46	23.5	36.3	0.21	6110	0.52	0.03	7.6	4.4
K979322		968	3.67	11.25	0.16	1.3	0.089	1.29	15.8	18.3	0.66	2600	5.63	1.21	4.4	28.8
K979323		12.1	2.88	25.0	0.16	1.0	0.260	3.29	28.3	33.0	0.25	9120	1.04	0.06	10.5	4.8
K979324		12.7	2.89	24.2	0.16	1.1	0.308	3.33	28.8	33.4	0.26	1500	0.72	0.04	10.7	5.3
K979325		10.0	2.47	24.8	0.19	1.2	0.064	4.22	35.1	60.1	0.27	5900	1.27	0.14	11.0	4.5
K979326		10.2	1.83	24.1	0.16	1.1	0.061	4.28	32.7	73.0	0.29	4990	0.82	0.12	10.3	4.0
K979327		1.7	0.47	0.42	<0.05	<0.1	0.005	0.05	0.6	1.4	12.45	213	0.12	<0.01	0.3	3.3
K979328		16.9	2.39	28.5	0.16	1.1	0.053	3.75	31.1	60.1	0.26	7500	0.82	0.09	9.7	5.0
K979329		17.1	3.11	24.1	0.15	1.0	0.491	3.11	20.0	39.4	0.23	26500	0.89	0.06	8.4	4.0
K979330		17.8	3.18	22.8	0.15	1.0	0.174	2.80	26.8	38.8	0.21	12600	0.83	0.04	8.5	4.0
K979331		17.4	3.27	21.3	0.16	1.0	0.178	2.78	25.2	38.3	0.21	12100	0.82	0.04	8.0	4.1
K979332		15.1	2.56	24.8	0.16	1.1	0.043	4.00	31.4	31.7	0.28	11300	0.81	0.09	9.1	4.8
K979333		13.9	2.34	25.3	0.18	1.2	0.040	4.32	34.1	35.0	0.33	4090	0.69	0.13	8.9	4.2
K979334		13.6	3.15	24.7	0.14	1.2	0.048	2.97	31.3	29.4	0.25	16100	0.89	0.05	9.4	4.8
K979335		12.2	2.84	19.70	0.12	0.9	0.087	2.33	24.5	37.0	0.20	11550	0.70	0.04	7.0	3.9
K979336		1.9	0.46	0.30	<0.05	<0.1	<0.005	0.04	0.6	1.1	12.05	239	0.13	0.02	0.4	3.4
K979337		6.9	1.76	23.5	0.14	1.2	0.037	3.84	28.3	160.0	0.27	3790	0.55	0.13	8.9	4.1
K979338		7.3	1.93	26.0	0.15	1.2	0.041	4.20	30.5	140.0	0.37	4420	0.71	0.14	9.4	4.5
K979339		17.2	2.36	23.1	0.15	1.0	1.280	3.68	24.9	39.0	0.26	4630	0.62	0.09	7.8	4.7
K979340		29.7	3.93	20.5	0.16	0.9	1.120	2.63	24.3	48.2	0.22	5940	0.98	0.05	7.2	4.3
K979341		1025	3.69	11.10	0.12	1.3	0.085	1.36	14.4	18.3	0.67	2710	5.03	1.22	4.3	25.2
K979342		10.8	1.72	28.1	0.15	1.4	0.050	3.83	31.6	75.5	0.25	3350	0.84	0.15	10.4	4.8
K979344		9.1	1.63	24.9	0.13	1.4	0.059	3.74	29.3	144.5	0.25	2990	0.49	0.12	9.6	4.3
K979345		9.7	2.12	25.9	0.16	1.4	0.116	3.99	35.6	83.2	0.27	4150	0.99	0.14	10.0	4.7
K979346		6.0	1.93	25.7	0.16	1.7	0.060	4.70	28.4	95.1	0.33	4060	0.77	0.13	9.7	4.0
K979348		6.9	2.19	27.8	0.18	1.7	0.074	4.79	32.2	67.9	0.34	4830	1.33	0.13	10.5	4.1
K979349		15.4	2.36	23.9	0.15	1.2	0.399	3.39	28.7	45.6	0.26	5530	0.69	0.07	9.1	4.5
K979350		10.5	2.59	26.4	0.18	1.4	1.025	3.96	28.0	73.4	0.28	4840	0.95	0.09	10.8	4.1
K979351		9.6	2.78	23.0	0.16	1.5	1.465	2.97	27.5	30.6	0.26	2810	0.86	0.04	12.8	2.3
K979352		172.0	6.86	15.70	0.21	1.1	5.16	2.15	20.1	46.5	0.19	2310	0.93	0.04	7.9	2.7
K979353		19.7	3.46	19.85	0.16	1.5	1.105	2.68	27.3	42.3	0.24	5480	0.62	0.05	8.7	2.1
K979354		13.6	2.26	22.8	0.17	1.5	0.730	3.56	28.7	36.8	0.30	4580	0.87	0.12	8.0	3.9

***** See Appendix Page for comments regarding this certificate *****

ALS Canada Ltd.
2103 Dollarton Hwy
North Vancouver BC V7H 0A7
Phone: 604 984 0221 Fax: 604 984 0218 www.alsglobal.com

To: **SILVER RANGE RESOURCES LTD.**
C/O ARCHER, CATHRO & ASSOCIATES (1981) LIMITED
1016- 510 W HASTINGS ST
VANCOUVER BC V6B 1L8

Finalized Date: 19- AUG- 2012
Account: RANSIL

Project: SNAP - Group 5

CERTIFICATE OF ANALYSIS WH12189033

Sample Description	Method	ME-MS61	ME-MS61	ME-MS61	ME-MS61	ME-MS61	ME-MS61	ME-MS61	ME-MS61	ME-MS61	ME-MS61	ME-MS61	ME-MS61	ME-MS61	ME-MS61	ME-MS61
	Analyte	P	Pb	Rb	Re	S	Sb	Sc	Se	Sn	Sr	Ta	Te	Th	Ti	Tl
	Units	ppm	ppm	ppm	ppm	%	ppm	ppm	ppm	ppm	ppm	ppm	ppm	ppm	%	ppm
	LOR	10	0.5	0.1	0.002	0.01	0.05	0.1	1	0.2	0.2	0.05	0.05	0.2	0.005	0.02
K979317		520	228	439	<0.002	0.80	6.27	5.0	1	28.3	67.8	1.26	<0.05	14.9	0.188	8.19
K979318		530	57.2	376	<0.002	0.24	2.41	5.9	2	10.4	78.9	1.45	<0.05	17.6	0.209	6.07
K979319		450	186.0	376	<0.002	1.20	9.87	4.8	1	24.5	38.0	1.29	<0.05	11.9	0.163	9.65
K979320		500	69.6	460	<0.002	0.59	2.42	5.3	2	21.9	65.0	1.13	<0.05	15.6	0.194	9.00
K979321		400	1330	272	<0.002	4.30	12.25	4.4	2	42.2	8.2	0.72	<0.05	11.4	0.167	7.73
K979322		610	>10000	65.9	0.003	2.74	60.5	8.3	6	3.1	407	0.35	0.24	3.9	0.203	0.82
K979323		540	311	369	<0.002	1.40	7.84	5.2	2	42.4	25.2	1.36	<0.05	14.0	0.175	8.88
K979324		600	371	391	<0.002	2.31	6.17	5.3	1	71.3	12.6	1.54	<0.05	14.8	0.204	9.89
K979325		510	87.4	393	<0.002	0.60	1.22	6.1	1	19.9	72.5	0.93	<0.05	16.9	0.219	6.98
K979326		490	77.9	460	<0.002	0.47	2.13	6.0	1	29.1	61.2	0.90	<0.05	16.1	0.209	7.77
K979327		170	2.2	3.7	<0.002	0.01	<0.05	0.3	1	0.2	48.0	<0.05	<0.05	<0.2	<0.005	0.05
K979328		460	115.5	395	<0.002	1.34	3.32	6.0	1	37.1	50.8	0.90	<0.05	14.7	0.193	8.96
K979329		380	344	317	<0.002	1.85	10.80	4.1	2	43.3	37.0	0.95	<0.05	10.6	0.154	9.21
K979330		410	306	310	<0.002	2.12	14.20	4.7	2	41.9	19.2	1.07	<0.05	12.7	0.164	8.53
K979331		410	314	303	<0.002	2.18	14.00	4.5	2	40.8	17.3	1.08	<0.05	12.6	0.156	8.51
K979332		450	106.5	402	<0.002	1.11	3.68	5.0	1	24.4	59.6	0.99	<0.05	15.8	0.207	9.10
K979333		590	116.0	450	<0.002	1.00	2.61	5.9	1	28.8	63.7	1.14	<0.05	15.8	0.204	8.14
K979334		460	59.7	336	<0.002	1.81	2.88	5.0	1	20.4	15.4	1.07	<0.05	14.3	0.206	8.74
K979335		350	729	276	<0.002	1.84	17.80	3.6	1	33.0	11.3	0.75	<0.05	12.0	0.159	7.51
K979336		200	1.6	2.5	<0.002	0.01	0.07	0.2	1	<0.2	46.2	<0.05	<0.05	<0.2	0.005	0.03
K979337		440	44.7	366	<0.002	0.36	3.05	4.9	1	14.9	74.3	0.87	<0.05	13.6	0.191	6.06
K979338		490	49.7	412	<0.002	0.14	1.78	5.2	1	15.3	74.6	0.96	<0.05	15.1	0.209	6.32
K979339		430	300	394	<0.002	1.59	6.88	4.1	1	46.0	44.6	0.95	<0.05	12.0	0.153	8.29
K979340		360	1020	300	<0.002	3.10	45.4	4.0	1	63.4	19.6	0.70	<0.05	12.3	0.163	8.60
K979341		650	>10000	65.4	0.002	2.74	55.9	8.0	5	3.2	417	0.29	0.20	4.7	0.252	0.79
K979342		510	61.6	335	<0.002	0.22	1.15	6.2	1	16.4	76.9	1.06	<0.05	15.5	0.230	4.01
K979344		620	294	376	<0.002	0.42	4.23	5.4	1	24.8	67.3	1.11	<0.05	14.4	0.198	5.00
K979345		490	479	384	<0.002	0.48	6.89	5.5	1	25.2	77.8	1.16	<0.05	17.2	0.216	5.31
K979346		740	71.1	520	<0.002	0.39	1.36	4.2	1	24.6	76.5	1.25	<0.05	13.9	0.204	7.20
K979348		760	83.6	520	<0.002	0.39	1.39	4.7	1	26.5	80.9	1.24	<0.05	15.7	0.212	7.35
K979349		510	416	374	<0.002	1.47	7.56	5.3	1	43.3	31.9	0.99	<0.05	13.8	0.181	7.85
K979350		600	420	421	<0.002	1.31	3.62	4.9	1	38.6	49.7	1.24	<0.05	14.1	0.194	7.54
K979351		550	553	337	<0.002	2.05	6.63	3.6	1	67.2	10.4	1.22	<0.05	13.7	0.162	7.13
K979352		410	3110	253	<0.002	5.66	78.4	2.3	1	163.5	13.7	0.75	<0.05	10.7	0.103	8.56
K979353		430	377	308	<0.002	1.91	13.15	3.4	1	53.3	24.7	0.65	<0.05	13.8	0.122	7.62
K979354		460	570	362	<0.002	1.42	5.57	3.5	1	26.8	49.6	0.54	<0.05	14.4	0.127	7.78

***** See Appendix Page for comments regarding this certificate *****

ALS Canada Ltd.
2103 Dollarton Hwy
North Vancouver BC V7H 0A7
Phone: 604 984 0221 Fax: 604 984 0218 www.alsglobal.com

To: **SILVER RANGE RESOURCES LTD.**
C/O ARCHER, CATHRO & ASSOCIATES (1981) LIMITED
1016-510 W HASTINGS ST
VANCOUVER BC V6B 1L8

Finalized Date: 19-AUG-2012
Account: RANSIL

Project: SNAP - Group 5

CERTIFICATE OF ANALYSIS WH12189033

Sample Description	Method Analyte Units LOR	ME-MS61 U ppm 0.1	ME-MS61 V ppm 1	ME-MS61 W ppm 0.1	ME-MS61 Y ppm 0.1	ME-MS61 Zn ppm 2	ME-MS61 Zr ppm 0.5	Pb-OG62 Pb % 0.001	Zn-OG62 Zn % 0.001
K979317		6.8	24	9.0	9.3	135	45.1		
K979318		6.5	26	5.8	10.6	83	44.6		
K979319		7.2	20	9.6	8.6	281	31.7		
K979320		8.5	23	8.4	9.5	101	39.4		
K979321		8.4	21	5.9	8.1	4710	28.5		
K979322		1.8	59	9.7	11.8	>10000	39.4	1.945	1.950
K979323		9.4	22	5.1	9.4	576	37.6		
K979324		8.8	27	4.7	8.2	554	40.6		
K979325		9.8	28	6.5	10.2	145	42.5		
K979326		9.6	26	9.5	9.6	162	40.6		
K979327		0.5	2	0.2	0.8	20	<0.5		
K979328		7.0	24	8.9	10.6	205	40.7		
K979329		7.5	20	6.5	9.1	3750	34.9		
K979330		5.4	20	7.3	9.4	2190	34.3		
K979331		6.8	20	7.2	8.9	2280	32.7		
K979332		10.3	26	8.7	9.9	197	41.3		
K979333		10.9	29	10.9	10.3	135	40.6		
K979334		7.0	26	8.8	10.6	186	38.7		
K979335		8.3	20	8.5	7.7	603	31.8		
K979336		0.5	2	0.2	0.8	18	0.6		
K979337		5.5	24	6.4	9.8	91	43.4		
K979338		4.5	27	7.1	10.0	95	42.9		
K979339		8.4	21	9.2	7.7	1040	34.1		
K979340		7.1	20	6.7	8.0	3480	33.8		
K979341		2.2	64	8.2	12.9	>10000	40.7	1.975	1.960
K979342		8.9	30	19.9	10.4	130	48.7		
K979344		6.5	29	15.7	10.6	172	46.4		
K979345		9.7	30	9.1	10.2	701	49.6		
K979346		9.2	30	12.5	10.2	145	56.0		
K979348		8.0	32	12.3	11.5	148	61.7		
K979349		7.6	24	10.5	9.1	966	41.0		
K979350		10.9	27	6.5	9.5	959	48.4		
K979351		8.4	22	5.8	7.6	1460	47.2		
K979352		6.7	12	6.9	6.5	7900	35.9		
K979353		7.0	13	6.4	8.2	2030	50.7		
K979354		21.8	17	6.4	7.6	1110	49.1		

***** See Appendix Page for comments regarding this certificate *****

ALS Canada Ltd.
2103 Dollarton Hwy
North Vancouver BC V7H 0A7
Phone: 604 984 0221 Fax: 604 984 0218 www.alsglobal.com

To: **SILVER RANGE RESOURCES LTD.**
C/O ARCHER, CATHRO & ASSOCIATES (1981) LIMITED
1016-510 W HASTINGS ST
VANCOUVER BC V6B 1L8

Finalized Date: 19-AUG-2012
Account: RANSIL

Project: SNAP - Group 5

CERTIFICATE OF ANALYSIS WH12189033

Method	CERTIFICATE COMMENTS
ME-MS61	Interference: Ca>10%on ICP-MS As,ICP-AES results shown.
ME-MS61	REE's may not be totally soluble in this method.

ALS Canada Ltd.

2103 Dollarton Hwy
North Vancouver BC V7H 0A7
Phone: 604 984 0221 Fax: 604 984 0218 www.alsglobal.com

To: **SILVER RANGE RESOURCES LTD.**
C/O ARCHER, CATHRO & ASSOCIATES (1981) LIMITED
1016-510 W HASTINGS ST
VANCOUVER BC V6B 1L8

Finalized Date: 20-AUG-2012
Account: RANSIL

CERTIFICATE WH12189034

Project: SNAP - Group 5

P.O. No.: Batch 30

This report is for 36 Drill Core samples submitted to our lab in Whitehorse, YT, Canada on 14-AUG-2012.

The following have access to data associated with this certificate:

MATT DUMALA	JOAN MARIACHER	HEATHER SMITH

SAMPLE PREPARATION

ALS CODE	DESCRIPTION
WEI-21	Received Sample Weight
LOG-22	Sample login - Rcd w/o BarCode
CRU-31	Fine crushing - 70%<2mm
CRU-QC	Crushing QC Test
SPL-21	Split sample - riffle splitter
PUL-QC	Pulverizing QC Test
PUL-31	Pulverize split to 85%<75 um
LOG-22d	Sample login - Rcd w/o BarCode dup
SPL-21d	Split sample - duplicate
PUL-31d	Pulverize Split - duplicate
LOG-23	Pulp Login - Rcvd with Barcode

ANALYTICAL PROCEDURES

ALS CODE	DESCRIPTION	INSTRUMENT
Au-AA24	Au 50g FA AA finish	AAS
ME-OG62	Ore Grade Elements - Four Acid	ICP-AES
Sn-XRF05	Sn-Trace Level XRF Analysis	XRF
ME-MS61	48 element four acid ICP-MS	
Pb-OG62	Ore Grade Pb - Four Acid	VARIABLE
Zn-OG62	Ore Grade Zn - Four Acid	VARIABLE

To: **SILVER RANGE RESOURCES LTD.**
ATTN: JOAN MARIACHER
C/O ARCHER, CATHRO & ASSOCIATES (1981) LIMITED
1016-510 W HASTINGS ST
VANCOUVER BC V6B 1L8

This is the Final Report and supersedes any preliminary report with this certificate number. Results apply to samples as submitted. All pages of this report have been checked and approved for release.

***** See Appendix Page for comments regarding this certificate *****

Signature: 

Colin Ramshaw, Vancouver Laboratory Manager

ALS Canada Ltd.
2103 Dollarton Hwy
North Vancouver BC V7H 0A7
Phone: 604 984 0221 Fax: 604 984 0218 www.alsglobal.com

To: **SILVER RANGE RESOURCES LTD.**
C/O ARCHER, CATHRO & ASSOCIATES (1981) LIMITED
1016-510 W HASTINGS ST
VANCOUVER BC V6B 1L8

Finalized Date: 20-AUG-2012
Account: RANSIL

Project: SNAP - Group 5

CERTIFICATE OF ANALYSIS WH12189034

Sample Description	Method	WEI-21	Au-AA24	Sn-XRF05	ME-MS61	ME-MS61	ME-MS61	ME-MS61	ME-MS61	ME-MS61	ME-MS61	ME-MS61	ME-MS61	ME-MS61	ME-MS61	ME-MS61
	Analyte	Recvd Wt.	Au	Sn	Ag	Al	As	Ba	Be	Bi	Ca	Cd	Ce	Co	Cr	Cs
	Units	kg	ppm	ppm	ppm	%	ppm	ppm	ppm	ppm	%	ppm	ppm	ppm	ppm	ppm
	LOR	0.02	0.005	5	0.01	0.01	0.2	10	0.05	0.01	0.01	0.02	0.01	0.1	1	0.05
K979355		3.55	0.006	20	0.64	7.01	91.6	560	3.38	0.89	0.20	0.19	66.2	2.8	8	20.0
K979356		4.46	<0.005	27	1.52	7.32	82.3	540	3.57	0.64	0.20	0.26	65.7	2.7	8	14.75
K979357		5.14	<0.005	56	1.55	7.13	92.4	370	4.25	0.53	0.23	1.60	55.3	2.8	7	20.9
K979358		0.24	0.095	23	63.2	5.04	2770	580	0.72	4.39	6.98	134.0	30.8	13.3	41	3.04
K979359		2.99	<0.005	38	1.07	7.59	135.0	410	5.24	0.68	0.28	0.86	46.3	4.1	5	23.6
K979360		3.02	<0.005	100	1.15	7.15	124.5	300	4.55	0.74	0.26	0.50	45.0	2.8	4	21.3
K979361		0.62	0.005	70	4.11	4.94	538	90	3.12	0.63	0.16	7.41	51.4	3.0	7	17.65
K979362		3.46	<0.005	<5	0.01	0.08	16	20	0.07	0.02	21.3	0.07	1.30	1.1	<1	0.28
K979363		1.45	<0.005	30	0.96	7.14	24.6	390	4.62	0.33	0.27	0.61	68.4	2.5	7	23.7
K979364		2.22	<0.005	43	1.47	6.14	70.1	210	3.52	0.38	0.25	0.68	67.3	2.3	7	22.4
K979365		1.77	0.006	50	3.32	4.61	653	100	3.89	1.90	0.14	3.57	41.3	2.2	8	23.6
K979366		3.48	<0.005	86	0.91	6.46	42.8	280	4.20	0.35	0.20	0.26	56.3	2.0	9	22.1
K979367		0.78	0.012	196	57.4	3.91	928	60	2.71	0.56	0.17	36.9	24.6	4.3	5	16.80
K979368		1.69	<0.005	73	4.57	6.57	181.0	110	3.65	0.46	0.24	3.95	44.3	3.1	4	22.8
K979369		2.69	<0.005	15	1.04	7.17	51.8	360	3.98	0.48	0.28	0.36	54.2	2.8	5	21.4
K979370		0.05	<0.005	14	1.08	7.08	26.3	380	3.93	0.40	0.27	0.61	51.1	2.9	5	21.6
K979371		1.90	<0.005	21	3.52	7.00	34.7	440	3.73	0.41	0.23	16.95	68.0	2.8	7	20.6
K979372		1.59	<0.005	9	0.38	7.72	7.3	590	3.46	0.62	0.22	0.16	81.8	2.7	8	11.90
K979373		1.93	<0.005	7	0.26	7.45	6.9	540	2.99	1.13	0.26	0.11	86.8	6.7	8	9.77
K979374		3.92	<0.005	24	1.28	6.93	26.9	460	3.70	0.62	0.19	2.28	59.1	2.5	12	16.30
K979375		1.67	0.040	53	10.25	4.46	4930	180	2.98	4.68	0.16	14.55	41.7	2.7	8	14.80
K979376		1.60	<0.005	62	4.17	5.99	290	90	4.02	1.46	0.22	5.16	44.7	1.9	6	19.35
K979377		<0.02	<0.005	59	4.14	6.01	308	90	4.12	1.38	0.22	5.05	48.5	1.9	6	19.25
K979378		0.81	<0.005	80	4.10	6.31	60.5	100	4.33	0.67	0.26	3.19	42.5	2.1	5	20.4
K979379		1.35	0.008	69	15.70	5.43	941	80	3.32	9.10	0.18	12.20	38.9	2.9	6	21.2
K979380		1.15	0.039	64	13.85	3.80	5420	60	2.62	0.32	0.14	21.8	33.4	3.0	6	13.60
K979381		2.79	<0.005	<5	0.01	0.08	5	20	0.07	0.02	22.0	0.06	1.31	0.7	1	0.19
K979382		2.28	0.009	30	2.24	7.06	1465	110	4.43	0.58	0.24	1.86	63.0	2.5	10	23.8
K979383		2.95	<0.005	47	4.01	6.53	278	100	4.40	0.69	0.17	3.03	66.0	2.2	11	22.9
K979384		1.72	0.017	64	7.83	6.22	3370	110	4.25	0.63	0.17	8.72	56.4	2.4	14	17.70
K979385		1.86	<0.005	144	7.24	6.16	831	90	3.72	0.46	0.16	10.25	59.8	2.8	8	18.95
K979386		0.81	0.034	66	3.65	5.26	1995	100	4.04	0.55	0.15	22.2	55.2	2.3	9	14.60
K979387		0.25	0.099	20	60.6	5.11	2660	590	0.79	3.73	7.11	127.0	30.7	13.4	42	2.80
K979388		4.11	0.008	140	2.80	6.83	258	140	4.80	0.49	0.24	4.98	62.4	2.4	8	19.90
K979389		4.00	<0.005	65	3.63	7.03	106.5	120	4.67	0.52	0.19	3.87	67.6	2.6	9	20.8
K979390		3.33	0.048	82	4.58	6.03	7480	110	4.43	0.44	0.16	5.35	68.1	1.9	7	20.2

***** See Appendix Page for comments regarding this certificate *****

ALS Canada Ltd.
2103 Dollarton Hwy
North Vancouver BC V7H 0A7
Phone: 604 984 0221 Fax: 604 984 0218 www.alsglobal.com

To: **SILVER RANGE RESOURCES LTD.**
C/O ARCHER, CATHRO & ASSOCIATES (1981) LIMITED
1016-510 W HASTINGS ST
VANCOUVER BC V6B 1L8

Finalized Date: 20-AUG-2012
Account: RANSIL

Project: SNAP - Group 5

CERTIFICATE OF ANALYSIS WH12189034

Sample Description	Method	ME-MS61	ME-MS61	ME-MS61	ME-MS61	ME-MS61	ME-MS61	ME-MS61	ME-MS61	ME-MS61	ME-MS61	ME-MS61	ME-MS61	ME-MS61	ME-MS61	ME-MS61
	Analyte	Cu	Fe	Ga	Ge	Hf	In	K	La	Li	Mg	Mn	Mo	Na	Nb	Ni
	Units	ppm	%	ppm	ppm	ppm	ppm	%	ppm	ppm	%	ppm	ppm	%	ppm	ppm
	LOR	0.2	0.01	0.05	0.05	0.1	0.005	0.01	0.5	0.2	0.01	5	0.05	0.01	0.1	0.2
K979355		3.2	1.63	24.2	0.15	1.8	0.082	4.45	31.8	63.8	0.29	2440	0.30	0.18	10.4	3.1
K979356		8.3	1.43	25.6	0.15	1.6	0.116	4.30	32.2	87.5	0.23	2480	0.45	0.15	9.5	2.8
K979357		14.5	2.19	24.5	0.17	1.4	0.467	4.01	27.5	44.7	0.28	2550	0.32	0.10	9.0	2.8
K979358		1035	3.78	11.65	0.15	1.2	0.089	1.36	14.9	18.0	0.68	2770	5.12	1.26	4.4	26.5
K979359		10.7	2.30	24.6	0.15	1.0	0.115	4.26	23.0	37.4	0.34	3210	0.64	0.09	9.5	2.4
K979360		15.9	2.23	23.4	0.15	0.9	0.097	3.78	22.7	41.4	0.32	2360	0.67	0.06	9.5	2.0
K979361		29.2	5.05	16.70	0.19	1.1	0.713	2.23	25.8	43.6	0.18	2330	0.38	0.04	6.6	3.1
K979362		1.8	0.47	0.31	0.05	<0.1	0.005	0.04	0.6	1.3	12.65	212	0.14	0.01	0.4	3.1
K979363		7.4	2.31	24.5	0.16	1.8	0.063	4.21	33.2	28.4	0.28	6960	0.30	0.09	10.5	3.6
K979364		14.1	2.85	21.0	0.16	1.7	0.044	3.16	33.5	30.3	0.23	12750	0.44	0.05	9.2	3.0
K979365		15.9	2.76	16.25	0.13	1.1	0.538	2.07	20.5	69.7	0.18	3460	0.45	0.04	5.7	2.2
K979366		10.5	2.30	21.9	0.15	1.5	0.137	3.53	27.6	52.5	0.28	2210	0.42	0.07	8.6	2.6
K979367		74.8	13.45	13.15	0.26	0.5	11.35	1.57	11.6	39.2	0.17	2110	0.21	0.03	4.6	3.4
K979368		17.4	3.86	20.8	0.16	1.0	0.595	2.81	21.8	34.5	0.25	1800	0.24	0.04	12.1	2.1
K979369		5.2	2.72	23.1	0.16	1.1	0.050	3.65	26.6	58.4	0.27	4890	0.46	0.10	11.4	1.9
K979370		5.8	2.75	22.9	0.17	1.1	0.068	3.66	25.5	51.0	0.27	4740	0.19	0.10	11.4	2.2
K979371		6.3	3.09	23.8	0.19	1.7	1.285	4.06	33.3	50.1	0.24	3280	0.33	0.12	9.8	3.1
K979372		3.5	1.46	26.9	0.19	2.0	0.123	4.45	40.3	43.6	0.25	1800	0.41	0.19	10.8	3.0
K979373		7.1	1.36	26.4	0.19	2.3	0.037	4.03	40.9	34.0	0.29	1380	0.50	0.35	10.2	3.3
K979374		5.8	2.13	24.9	0.17	1.9	0.183	4.17	28.6	56.5	0.23	3590	0.31	0.13	9.6	2.9
K979375		32.2	4.61	15.15	0.17	1.1	0.738	2.29	21.2	41.4	0.17	5900	0.43	0.05	5.9	2.9
K979376		15.5	4.11	20.1	0.18	1.2	0.140	2.55	22.0	39.6	0.23	1820	0.19	0.04	9.5	2.1
K979377		14.9	4.25	19.75	0.19	1.2	0.135	2.53	23.6	41.5	0.23	1800	0.35	0.04	9.2	2.3
K979378		16.9	5.82	21.2	0.20	0.9	0.177	2.68	21.1	36.6	0.26	2220	0.14	0.04	10.7	2.2
K979379		25.3	5.18	17.50	0.17	1.0	0.489	2.25	18.6	36.4	0.20	1460	0.22	0.04	7.9	2.6
K979380		52.5	6.93	12.90	0.21	0.8	2.40	1.55	16.2	49.2	0.16	2790	0.21	0.03	4.4	2.2
K979381		2.1	0.50	0.23	0.19	<0.1	0.008	0.03	0.6	1.0	13.05	222	0.10	<0.01	0.2	1.9
K979382		21.5	3.38	24.0	0.15	1.8	0.101	3.16	31.4	39.2	0.30	5760	0.27	0.04	8.4	3.3
K979383		18.4	3.26	21.2	0.15	1.7	0.210	2.88	32.6	35.1	0.25	2250	0.33	0.03	8.6	3.7
K979384		31.8	4.42	21.3	0.14	1.3	1.410	2.70	27.4	38.2	0.26	1540	0.29	0.04	7.7	4.3
K979385		45.5	4.61	20.9	0.14	1.4	1.425	2.50	25.9	35.3	0.22	978	0.54	0.03	8.6	3.1
K979386		37.6	3.56	19.55	0.12	1.3	1.540	2.17	23.9	59.9	0.21	1760	0.29	0.03	7.0	3.1
K979387		975	3.84	11.00	0.10	1.3	0.080	1.32	13.4	15.5	0.70	2720	5.34	1.27	4.5	26.6
K979388		24.9	3.36	25.9	0.13	1.5	1.220	2.86	26.6	36.7	0.29	5130	0.31	0.04	10.1	3.2
K979389		19.8	3.41	25.4	0.14	1.6	0.185	2.91	28.6	35.9	0.26	2820	0.37	0.03	10.5	3.6
K979390		17.6	2.84	22.1	0.12	1.6	0.595	2.50	29.8	45.4	0.24	1960	0.34	0.03	8.4	2.8

***** See Appendix Page for comments regarding this certificate *****

ALS Canada Ltd.
2103 Dollarton Hwy
North Vancouver BC V7H 0A7
Phone: 604 984 0221 Fax: 604 984 0218 www.alsglobal.com

To: **SILVER RANGE RESOURCES LTD.**
C/O ARCHER, CATHRO & ASSOCIATES (1981) LIMITED
1016-510 W HASTINGS ST
VANCOUVER BC V6B 1L8

Finalized Date: 20-AUG-2012
Account: RANSIL

Project: SNAP - Group 5

CERTIFICATE OF ANALYSIS WH12189034

Sample Description	Method	ME-MS61	ME-MS61	ME-MS61	ME-MS61	ME-MS61	ME-MS61	ME-MS61	ME-MS61	ME-MS61	ME-MS61	ME-MS61	ME-MS61	ME-MS61	ME-MS61	ME-MS61
	Analyte	P	Pb	Rb	Re	S	Sb	Sc	Se	Sn	Sr	Ta	Te	Th	Ti	Tl
	Units	ppm	ppm	ppm	ppm	%	ppm	ppm	ppm	ppm	ppm	ppm	ppm	ppm	%	ppm
	LOR	10	0.5	0.1	0.002	0.01	0.05	0.1	1	0.2	0.2	0.05	0.05	0.2	0.005	0.02
K979355		540	78.0	412	<0.002	0.20	1.34	4.2	1	16.6	83.1	0.88	<0.05	15.7	0.169	5.68
K979356		600	388	402	<0.002	0.31	2.44	4.6	1	27.8	80.5	0.72	<0.05	16.3	0.169	5.72
K979357		620	314	430	<0.002	1.10	2.30	4.3	1	55.9	53.2	0.71	<0.05	14.1	0.167	8.66
K979358		660	>10000	66.6	0.002	2.85	56.4	8.0	5	3.2	427	0.29	0.21	4.8	0.213	0.80
K979359		800	196.5	520	<0.002	1.07	1.93	3.5	1	41.5	51.8	0.94	<0.05	10.2	0.223	9.67
K979360		770	202	500	<0.002	1.00	2.07	4.0	1	112.5	35.0	0.96	<0.05	10.3	0.209	10.05
K979361		420	566	262	<0.002	4.49	7.38	3.1	1	67.8	12.7	0.58	<0.05	12.0	0.120	7.22
K979362		200	2.3	2.4	<0.002	0.01	0.09	0.2	1	0.3	44.6	<0.05	<0.05	<0.2	<0.005	0.05
K979363		500	192.5	411	<0.002	0.98	2.00	3.9	1	34.3	62.4	1.09	<0.05	17.3	0.178	8.38
K979364		490	228	333	<0.002	1.34	4.26	3.6	1	39.9	29.1	1.14	<0.05	16.6	0.152	7.24
K979365		370	556	272	<0.002	2.29	13.20	2.7	1	54.1	16.1	0.55	<0.05	10.6	0.097	7.12
K979366		520	158.5	431	<0.002	1.13	7.06	3.5	1	103.0	41.3	0.86	<0.05	13.1	0.151	9.63
K979367		350	>10000	193.5	<0.002	>10.0	88.4	2.2	2	118.0	11.5	0.42	<0.05	6.3	0.093	13.45
K979368		700	1070	335	<0.002	2.82	13.20	3.6	1	73.2	9.9	1.39	<0.05	11.0	0.197	9.69
K979369		760	187.5	354	<0.002	0.98	3.78	4.1	1	16.0	50.1	1.15	<0.05	13.1	0.182	6.58
K979370		720	189.5	363	<0.002	1.03	3.82	4.1	1	16.3	50.2	1.19	<0.05	12.6	0.178	6.69
K979371		570	941	374	<0.002	1.93	4.18	4.2	1	17.9	65.2	1.28	<0.05	17.4	0.162	6.39
K979372		610	72.3	339	<0.002	0.05	0.63	5.5	<1	8.0	92.5	0.97	<0.05	21.5	0.191	4.61
K979373		610	50.8	291	<0.002	0.03	0.32	5.0	<1	7.4	103.5	0.95	<0.05	20.7	0.186	2.90
K979374		540	217	391	<0.002	0.84	3.66	4.7	1	24.0	77.6	0.85	<0.05	15.3	0.173	6.22
K979375		330	1630	262	<0.002	3.34	35.6	2.5	1	56.7	28.5	0.48	0.06	9.9	0.097	7.33
K979376		590	761	294	<0.002	2.36	13.15	3.6	1	63.4	27.5	0.86	<0.05	12.4	0.149	9.20
K979377		590	808	290	<0.002	2.41	13.25	3.6	1	64.3	26.5	0.87	<0.05	13.1	0.150	8.97
K979378		680	827	321	<0.002	3.80	22.4	3.5	1	82.8	10.4	0.94	<0.05	9.5	0.200	12.15
K979379		530	3000	263	<0.002	4.02	23.4	2.9	1	68.5	8.8	0.69	0.06	10.2	0.133	9.86
K979380		260	2430	180.0	<0.002	5.80	41.9	2.3	2	66.2	8.3	0.36	<0.05	8.6	0.078	10.55
K979381		180	3.5	1.6	<0.002	0.02	0.16	0.2	<1	0.2	40.4	<0.05	<0.05	<0.2	<0.005	0.03
K979382		550	390	343	<0.002	1.94	14.55	5.1	<1	36.1	10.3	0.83	<0.05	16.1	0.179	11.25
K979383		450	920	330	<0.002	2.12	10.10	4.2	1	46.0	10.5	0.91	<0.05	16.0	0.165	10.60
K979384		420	1925	309	<0.002	3.27	28.1	4.9	1	63.3	8.7	0.68	<0.05	13.6	0.158	12.85
K979385		420	1755	292	<0.002	3.79	16.00	4.1	2	81.8	9.2	0.75	<0.05	15.0	0.140	10.10
K979386		390	815	262	<0.002	2.98	21.6	4.0	2	63.9	8.9	0.60	<0.05	13.4	0.112	10.25
K979387		650	>10000	61.9	0.002	2.87	53.4	8.9	5	2.9	416	0.29	0.19	3.9	0.203	0.76
K979388		510	596	347	<0.002	1.59	9.89	5.0	1	61.3	17.9	0.93	<0.05	16.1	0.157	9.46
K979389		490	853	341	<0.002	2.57	10.45	5.1	1	61.4	14.5	1.01	<0.05	17.3	0.168	10.20
K979390		400	1420	318	<0.002	1.76	31.6	4.3	1	66.7	9.4	0.78	<0.05	16.6	0.141	8.66

***** See Appendix Page for comments regarding this certificate *****

ALS Canada Ltd.
2103 Dollarton Hwy
North Vancouver BC V7H 0A7
Phone: 604 984 0221 Fax: 604 984 0218 www.alsglobal.com

To: **SILVER RANGE RESOURCES LTD.**
C/ O ARCHER, CATHRO & ASSOCIATES (1981) LIMITED
1016- 510 W HASTINGS ST
VANCOUVER BC V6B 1L8

Finalized Date: 20- AUG- 2012
Account: RANSIL

Project: SNAP - Group 5

CERTIFICATE OF ANALYSIS WH12189034

Sample Description	Method	ME- MS61	ME- MS61	ME- MS61	ME- MS61	ME- MS61	ME- MS61	Pb- OG62	Zn- OG62
	Analyte	U	V	W	Y	Zn	Zr	Pb	Zn
	Units	ppm	ppm	ppm	ppm	ppm	ppm	%	%
	LOR	0.1	1	0.1	0.1	2	0.5	0.001	0.001
K979355		7.3	20	5.5	9.0	171	57.6		
K979356		11.6	23	11.3	9.8	164	55.8		
K979357		8.4	26	8.8	9.1	695	44.3		
K979358		2.2	64	8.1	12.2	>10000	38.6	2.01	1.970
K979359		10.2	37	12.7	10.0	536	26.6		
K979360		13.2	34	13.5	10.1	359	24.2		
K979361		5.9	15	6.1	6.2	3850	34.1		
K979362		0.7	1	0.1	0.8	25	<0.5		
K979363		8.6	21	7.8	9.6	406	61.9		
K979364		6.9	19	6.4	8.8	429	55.5		
K979365		5.4	14	5.0	6.3	1620	36.0		
K979366		6.5	22	10.0	9.3	267	48.1		
K979367		5.7	15	9.7	5.1	>10000	14.3	1.685	1.235
K979368		7.6	26	7.4	9.6	1810	24.1		
K979369		9.7	28	5.7	9.7	252	28.6		
K979370		9.1	28	5.1	9.4	369	28.7		
K979371		8.4	19	3.6	9.3	6830	55.5		
K979372		12.6	23	7.9	10.2	154	69.8		
K979373		10.4	21	5.3	10.8	178	78.2		
K979374		6.3	20	6.9	7.8	948	61.7		
K979375		4.1	12	8.0	6.1	6090	31.9		
K979376		6.4	19	6.5	8.1	2120	31.1		
K979377		5.4	19	6.4	8.0	2120	31.7		
K979378		7.2	30	8.9	9.0	1360	25.1		
K979379		11.4	12	7.4	6.6	4640	25.3		
K979380		3.4	8	7.6	4.6	8470	23.9		
K979381		0.5	3	0.1	0.8	22	<0.5		
K979382		5.6	22	9.2	9.3	905	62.5		
K979383		7.5	20	10.2	7.3	1390	56.0		
K979384		9.0	20	10.1	6.6	3330	47.5		
K979385		7.6	16	9.9	7.1	3930	54.3		
K979386		4.2	14	6.5	7.7	8370	47.9		
K979387		1.8	62	9.1	11.9	>10000	43.7	1.995	2.05
K979388		11.7	18	11.5	9.0	1610	60.0		
K979389		7.3	20	8.2	8.7	1660	61.4		
K979390		6.1	17	11.5	7.9	2030	61.3		

***** See Appendix Page for comments regarding this certificate *****

ALS Canada Ltd.
2103 Dollarton Hwy
North Vancouver BC V7H 0A7
Phone: 604 984 0221 Fax: 604 984 0218 www.alsglobal.com

To: **SILVER RANGE RESOURCES LTD.**
C/O ARCHER, CATHRO & ASSOCIATES (1981) LIMITED
1016-510 W HASTINGS ST
VANCOUVER BC V6B 1L8

Page: Appendix 1
Total # Appendix Pages: 1
Finalized Date: 20-AUG-2012
Account: RANSIL

Project: SNAP - Group 5

CERTIFICATE OF ANALYSIS WH12189034

Method	CERTIFICATE COMMENTS
ME-MS61	Interference: Ca>10% on ICP-MS As, ICP-AES results shown.
ME-MS61	REE's may not be totally soluble in this method.

ALS Canada Ltd.

2103 Dollarton Hwy
North Vancouver BC V7H 0A7
Phone: 604 984 0221 Fax: 604 984 0218 www.alsglobal.com

To: **SILVER RANGE RESOURCES LTD.**
C/O ARCHER, CATHRO & ASSOCIATES (1981) LIMITED
1016-510 W HASTINGS ST
VANCOUVER BC V6B 1L8

Finalized Date: 29-AUG-2012
Account: RANSIL

CERTIFICATE WH12189035

Project: KEG (Vat Claims)

P.O. No.:

This report is for 249 Soil samples submitted to our lab in Whitehorse, YT, Canada on 14-AUG-2012.

The following have access to data associated with this certificate:

MATT DUMALA	JOAN MARIACHER	HEATHER SMITH

SAMPLE PREPARATION

ALS CODE	DESCRIPTION
WEI-21	Received Sample Weight
LOG-22	Sample login - Rcd w/o BarCode
SCR-41	Screen to -180um and save both

ANALYTICAL PROCEDURES

ALS CODE	DESCRIPTION	INSTRUMENT
Au-ICP21	Au 30g FA ICP-AES Finish	ICP-AES
ME-MS41	51 anal. aqua regia ICPMS	

To: **SILVER RANGE RESOURCES LTD.**
ATTN: JOAN MARIACHER
C/O ARCHER, CATHRO & ASSOCIATES (1981) LIMITED
1016-510 W HASTINGS ST
VANCOUVER BC V6B 1L8

This is the Final Report and supersedes any preliminary report with this certificate number. Results apply to samples as submitted. All pages of this report have been checked and approved for release.

***** See Appendix Page for comments regarding this certificate *****

Signature:

Colin Ramshaw, Vancouver Laboratory Manager

ALS Canada Ltd.
2103 Dollarton Hwy
North Vancouver BC V7H 0A7
Phone: 604 984 0221 Fax: 604 984 0218 www.alsglobal.com

To: **SILVER RANGE RESOURCES LTD.**
C/O ARCHER, CATHRO & ASSOCIATES (1981) LIMITED
1016-510 W HASTINGS ST
VANCOUVER BC V6B 1L8

Finalized Date: 29-AUG-2012
Account: RANSIL

Project: KEG (Vat Claims)

CERTIFICATE OF ANALYSIS WH12189035

Sample Description	Method	WEI-21	Au-ICP21	ME-MS41	ME-MS41	ME-MS41	ME-MS41	ME-MS41	ME-MS41	ME-MS41	ME-MS41	ME-MS41	ME-MS41	ME-MS41	ME-MS41	ME-MS41
	Analyte	Recvd Wt.	Au	Ag	Al	As	Au	B	Ba	Be	Bi	Ca	Cd	Ce	Co	Cr
	Units	kg	ppm	ppm	%	ppm	ppm	ppm	ppm	ppm	ppm	%	ppm	ppm	ppm	ppm
	LOR	0.02	0.001	0.01	0.01	0.1	0.2	10	10	0.05	0.01	0.01	0.01	0.02	0.1	1
ZZ62602		0.40	0.003	0.09	1.46	6.2	<0.2	<10	100	1.66	0.67	0.19	0.19	47.6	5.2	18
ZZ62603		0.26	<0.001	0.11	0.57	2.0	<0.2	<10	30	0.26	0.22	0.06	0.06	13.90	1.7	5
ZZ62604		0.17	0.002	0.16	1.55	1.8	<0.2	<10	110	1.34	0.39	0.42	0.21	36.7	10.0	24
ZZ62605		0.12	0.005	0.44	1.71	1.7	<0.2	<10	140	2.19	0.46	1.93	0.38	48.9	8.1	25
ZZ62606		0.22	0.003	0.29	1.99	26.0	<0.2	<10	100	1.96	1.94	0.31	0.65	42.0	10.1	35
ZZ62607		0.24	0.003	0.14	3.36	4.3	<0.2	<10	140	2.83	0.93	0.66	0.10	68.4	16.9	64
ZZ62608		0.13	0.001	0.11	1.35	15.1	<0.2	<10	90	1.18	0.61	0.33	0.53	23.2	9.1	23
ZZ62609		0.22	0.002	0.13	1.09	3.6	<0.2	<10	70	0.85	0.41	0.26	0.27	20.1	4.9	19
ZZ62610		0.15	0.001	0.19	0.85	2.5	<0.2	<10	70	0.93	0.35	0.57	0.29	21.9	4.5	10
ZZ62611		0.27	0.001	0.23	1.92	5.8	<0.2	<10	100	2.50	0.72	0.35	0.06	46.4	7.7	32
ZZ62612		0.21	<0.001	0.14	1.39	3.2	<0.2	<10	100	1.04	0.48	0.33	0.16	17.95	4.9	18
ZZ62613		0.22	0.001	0.12	1.48	5.3	<0.2	<10	120	1.14	0.55	0.16	0.13	26.0	5.0	19
ZZ62614		0.25	0.003	0.13	1.80	6.1	<0.2	<10	120	1.22	0.63	0.18	0.22	35.4	6.7	26
ZZ62615		0.28	0.005	0.08	1.11	4.8	<0.2	<10	120	1.05	0.63	0.27	0.14	49.0	5.7	19
ZZ62616		0.23	0.002	0.09	0.94	4.2	<0.2	<10	70	0.48	0.40	0.07	0.26	18.25	2.9	12
ZZ62617		0.25	0.001	0.09	0.88	4.8	<0.2	<10	50	0.63	0.56	0.09	0.18	21.9	2.9	13
ZZ62618		0.22	0.003	0.09	1.21	6.0	<0.2	<10	90	0.94	0.57	0.10	0.23	32.8	6.3	19
ZZ62619		0.21	0.006	0.14	1.39	5.1	<0.2	<10	90	1.62	0.66	0.23	0.14	44.0	4.8	17
ZZ62620		0.24	0.003	0.14	1.99	9.6	<0.2	<10	190	2.19	1.04	0.16	0.26	50.6	6.0	23
ZZ62621		0.20	0.002	0.86	1.89	16.2	<0.2	<10	120	2.89	0.82	0.23	0.07	61.3	2.5	13
ZZ62622		0.30	0.002	0.26	1.56	5.1	<0.2	<10	140	1.65	0.86	0.21	0.11	49.8	4.4	21
ZZ62623		0.30	0.001	0.11	1.20	5.4	<0.2	<10	100	1.06	0.56	0.21	0.13	31.0	5.0	15
ZZ62624		0.35	0.002	0.10	1.60	7.7	<0.2	<10	170	1.39	0.76	0.26	0.14	58.2	8.1	24
ZZ62625		0.27	0.002	0.09	2.17	10.7	<0.2	<10	140	1.92	1.01	0.14	0.23	54.6	11.4	27
ZZ62626		0.24	<0.001	0.10	1.41	6.4	<0.2	<10	90	1.05	0.59	0.11	0.10	40.3	5.9	21
ZZ62627		0.31	0.001	0.06	1.45	6.0	<0.2	<10	110	1.13	0.67	0.16	0.16	48.1	6.6	19
ZZ62628		0.19	<0.001	0.10	0.95	2.8	<0.2	<10	60	0.38	0.30	0.07	0.06	15.05	2.9	10
ZZ62629		0.24	0.001	0.02	0.28	0.4	<0.2	<10	20	0.11	0.04	0.06	0.01	4.20	0.9	1
ZZ62630		0.30	0.001	0.08	1.82	8.2	<0.2	<10	150	1.32	0.65	0.19	0.12	56.5	8.1	26
ZZ62631		0.26	0.002	0.06	1.38	6.0	<0.2	<10	100	1.17	0.62	0.20	0.12	57.5	6.9	22
ZZ62632		0.42	0.007	0.09	1.61	6.9	<0.2	<10	140	1.21	0.62	0.17	0.08	52.4	6.3	23
ZZ62633		0.41	0.003	0.09	1.28	6.1	<0.2	<10	130	1.06	0.51	0.22	0.16	52.2	7.1	20
ZZ62634		0.32	0.001	0.08	1.85	5.6	<0.2	<10	90	1.38	0.74	0.13	0.13	39.6	7.7	24
ZZ62635		0.30	0.002	0.07	2.28	6.9	<0.2	<10	170	1.85	0.80	0.16	0.12	59.0	11.7	35
ZZ62636		0.27	0.002	0.07	1.38	6.4	<0.2	<10	130	1.25	0.52	0.21	0.15	70.7	8.5	23
ZZ62637		0.23	0.008	0.11	1.59	8.6	<0.2	<10	130	1.32	0.58	0.18	0.19	68.5	8.6	24
ZZ62638		0.23	0.002	0.07	1.14	3.6	<0.2	<10	60	0.38	0.30	0.07	0.12	17.85	3.0	11
ZZ62639		0.26	0.003	0.12	1.54	6.1	<0.2	<10	110	0.88	0.45	0.13	0.13	40.5	5.9	20
ZZ62640		0.31	0.002	0.07	1.31	6.4	<0.2	<10	90	0.70	0.47	0.12	0.09	27.9	4.9	17
ZZ62641		0.32	0.004	0.15	2.01	8.2	<0.2	<10	220	1.66	0.81	0.27	0.20	55.4	11.5	30

***** See Appendix Page for comments regarding this certificate *****

ALS Canada Ltd.
2103 Dollarton Hwy
North Vancouver BC V7H 0A7
Phone: 604 984 0221 Fax: 604 984 0218 www.alsglobal.com

To: **SILVER RANGE RESOURCES LTD.**
C/O ARCHER, CATHRO & ASSOCIATES (1981) LIMITED
1016-510 W HASTINGS ST
VANCOUVER BC V6B 1L8

Finalized Date: 29-AUG-2012
Account: RANSIL

Project: KEG (Vat Claims)

CERTIFICATE OF ANALYSIS WH12189035

Sample Description	Method	ME-MS41	ME-MS41	ME-MS41	ME-MS41	ME-MS41	ME-MS41	ME-MS41	ME-MS41	ME-MS41	ME-MS41	ME-MS41	ME-MS41	ME-MS41	ME-MS41	ME-MS41
	Analyte	Cs	Cu	Fe	Ga	Ge	Hf	Hg	In	K	La	Li	Mg	Mn	Mo	Na
	Units	ppm	ppm	%	ppm	ppm	ppm	ppm	ppm	%	ppm	ppm	%	ppm	ppm	%
	LOR	0.05	0.2	0.01	0.05	0.05	0.02	0.01	0.005	0.01	0.2	0.1	0.01	5	0.05	0.01
ZZ62602		4.91	10.6	1.87	6.72	0.06	0.03	0.02	0.017	0.18	23.3	51.2	0.36	246	0.61	0.01
ZZ62603		1.28	10.2	0.90	3.34	<0.05	<0.02	0.03	0.006	0.04	6.3	4.4	0.06	44	0.42	0.02
ZZ62604		7.49	21.4	1.94	5.74	0.08	<0.02	0.05	0.017	0.21	21.0	33.9	0.33	384	0.50	0.03
ZZ62605		6.23	57.1	1.91	5.36	0.12	0.04	0.10	0.022	0.22	44.1	28.8	0.32	301	0.72	0.03
ZZ62606		7.03	30.2	3.22	8.61	0.09	<0.02	0.03	0.372	0.31	20.1	58.1	0.52	338	0.73	0.01
ZZ62607		15.35	43.2	4.83	12.00	0.15	0.03	0.03	0.049	0.75	33.8	107.5	1.01	492	0.48	0.04
ZZ62608		5.39	17.4	2.32	7.01	0.05	<0.02	0.04	0.031	0.19	11.3	25.6	0.29	721	0.91	0.01
ZZ62609		4.06	12.1	1.84	5.48	0.05	<0.02	0.01	0.016	0.19	10.6	24.5	0.30	228	0.60	0.02
ZZ62610		1.76	17.5	1.13	3.50	0.06	<0.02	0.02	0.010	0.07	16.9	9.6	0.13	561	0.47	0.03
ZZ62611		6.73	23.3	2.68	6.99	0.09	0.02	0.02	0.027	0.24	27.8	52.0	0.48	339	0.47	0.03
ZZ62612		4.50	10.5	1.76	5.48	<0.05	<0.02	0.02	0.014	0.16	9.4	26.9	0.27	265	0.47	0.03
ZZ62613		3.45	10.6	1.99	5.73	0.05	<0.02	0.03	0.019	0.10	13.1	23.6	0.29	313	0.77	0.02
ZZ62614		4.22	12.6	2.40	6.82	0.07	<0.02	0.02	0.022	0.18	18.0	42.9	0.42	255	0.80	0.01
ZZ62615		4.05	9.9	1.74	5.05	0.10	0.10	0.02	0.015	0.21	24.7	43.7	0.37	304	0.44	0.01
ZZ62616		2.54	8.1	1.39	4.57	<0.05	<0.02	0.03	0.013	0.10	8.6	14.1	0.17	190	0.70	0.01
ZZ62617		2.47	8.5	1.39	4.42	<0.05	<0.02	0.02	0.011	0.09	10.6	14.6	0.19	147	0.63	0.01
ZZ62618		3.22	11.1	1.99	5.75	0.06	<0.02	0.03	0.014	0.13	15.7	20.1	0.26	502	0.95	0.01
ZZ62619		3.81	9.4	1.83	6.00	0.08	<0.02	0.03	0.019	0.16	24.6	38.6	0.36	202	0.62	0.01
ZZ62620		5.45	18.7	2.32	7.80	0.06	<0.02	0.04	0.025	0.21	25.7	36.1	0.37	290	0.75	0.01
ZZ62621		2.90	18.7	1.87	6.10	0.11	0.10	0.09	0.021	0.08	35.6	20.6	0.15	65	0.76	0.03
ZZ62622		4.18	8.4	1.95	6.67	0.08	0.03	0.04	0.020	0.10	25.2	57.3	0.38	144	0.42	0.01
ZZ62623		3.56	9.1	1.88	5.31	0.06	<0.02	0.01	0.015	0.10	14.9	29.9	0.29	366	0.53	0.01
ZZ62624		4.97	14.0	2.35	6.98	0.08	<0.02	0.03	0.021	0.20	28.0	46.1	0.46	502	0.56	0.02
ZZ62625		6.98	19.4	2.71	9.39	0.08	0.02	0.03	0.033	0.27	25.8	59.4	0.51	410	0.75	0.01
ZZ62626		4.55	14.5	1.95	6.71	0.06	<0.02	0.03	0.021	0.17	20.4	36.1	0.36	193	0.48	0.01
ZZ62627		4.68	12.0	1.93	6.35	0.06	<0.02	0.04	0.015	0.21	22.0	42.8	0.37	295	0.46	0.01
ZZ62628		1.68	7.6	0.93	4.22	<0.05	<0.02	0.04	0.012	0.05	6.9	9.6	0.13	330	0.49	0.03
ZZ62629		0.17	2.7	0.35	1.17	<0.05	<0.02	0.02	<0.005	0.02	1.9	1.1	0.02	21	0.10	0.04
ZZ62630		4.46	14.1	2.37	7.13	0.06	0.02	0.03	0.020	0.18	26.7	43.7	0.47	311	0.59	0.01
ZZ62631		4.76	12.6	1.99	6.32	0.07	0.02	0.01	0.019	0.23	28.0	44.0	0.40	311	0.42	0.01
ZZ62632		4.69	13.9	2.20	7.08	0.07	<0.02	0.03	0.016	0.19	24.0	38.5	0.41	225	0.50	0.01
ZZ62633		4.29	11.5	1.90	5.65	0.08	0.07	0.02	0.015	0.21	26.3	37.4	0.38	295	0.40	0.01
ZZ62634		5.84	13.4	2.44	8.24	0.07	0.02	0.03	0.025	0.31	19.0	49.9	0.40	306	0.57	0.01
ZZ62635		7.55	20.0	3.00	9.30	0.10	0.03	0.03	0.031	0.42	28.3	68.7	0.59	364	0.39	0.01
ZZ62636		4.87	12.9	2.05	6.30	0.10	0.06	<0.01	0.019	0.25	32.4	47.6	0.42	341	0.40	0.01
ZZ62637		4.71	15.6	2.20	6.74	0.08	0.02	0.02	0.022	0.22	31.3	45.6	0.44	318	0.45	0.01
ZZ62638		1.83	18.8	1.41	4.96	<0.05	<0.02	0.04	0.011	0.05	8.7	11.0	0.13	82	0.62	0.02
ZZ62639		3.96	22.4	1.97	6.20	0.06	<0.02	0.04	0.020	0.15	19.1	33.0	0.37	187	0.49	0.02
ZZ62640		2.87	15.8	2.03	6.18	<0.05	<0.02	0.01	0.019	0.09	13.7	23.4	0.25	160	0.76	0.02
ZZ62641		6.46	21.7	2.89	8.45	0.11	0.18	0.03	0.031	0.47	26.7	60.3	0.58	472	0.50	0.01

***** See Appendix Page for comments regarding this certificate *****

ALS Canada Ltd.
2103 Dollarton Hwy
North Vancouver BC V7H 0A7
Phone: 604 984 0221 Fax: 604 984 0218 www.alsglobal.com

To: **SILVER RANGE RESOURCES LTD.**
C/O ARCHER, CATHRO & ASSOCIATES (1981) LIMITED
1016-510 W HASTINGS ST
VANCOUVER BC V6B 1L8

Finalized Date: 29-AUG-2012
Account: RANSIL

Project: KEG (Vat Claims)

CERTIFICATE OF ANALYSIS WH12189035

Sample Description	Method	ME-MS41	ME-MS41	ME-MS41	ME-MS41	ME-MS41	ME-MS41	ME-MS41	ME-MS41	ME-MS41	ME-MS41	ME-MS41	ME-MS41	ME-MS41	ME-MS41	ME-MS41
	Analyte	Nb	Ni	P	Pb	Rb	Re	S	Sb	Sc	Se	Sn	Sr	Ta	Te	Th
	Units	ppm	ppm	ppm	ppm	ppm	ppm	%	ppm	ppm	ppm	ppm	ppm	ppm	ppm	ppm
	LOR	0.05	0.2	10	0.2	0.1	0.001	0.01	0.05	0.1	0.2	0.2	0.2	0.01	0.01	0.2
ZZ62602		1.64	11.9	760	16.1	38.8	<0.001	0.01	0.47	1.9	0.7	1.9	9.4	<0.01	<0.01	6.4
ZZ62603		0.19	2.9	470	4.9	6.2	<0.001	0.03	0.13	0.2	0.3	0.7	6.6	<0.01	0.02	<0.2
ZZ62604		1.27	15.3	770	11.4	39.1	<0.001	0.09	0.14	1.4	0.6	1.2	30.3	<0.01	0.01	0.3
ZZ62605		2.21	19.8	1090	10.6	31.6	<0.001	0.21	0.24	2.5	1.4	1.1	90.0	<0.01	<0.01	1.5
ZZ62606		2.52	24.7	650	28.5	52.7	<0.001	0.04	0.41	4.3	0.7	2.1	24.9	<0.01	0.04	4.6
ZZ62607		3.13	43.2	560	14.9	97.0	<0.001	0.03	0.17	9.3	0.9	2.6	44.9	<0.01	0.02	8.7
ZZ62608		0.92	13.7	720	20.5	54.4	<0.001	0.07	0.26	1.1	0.4	1.5	24.1	<0.01	0.01	0.3
ZZ62609		0.81	10.9	480	9.8	37.0	<0.001	0.03	0.24	1.2	0.4	1.1	16.8	<0.01	0.01	0.3
ZZ62610		0.27	7.0	1080	11.5	15.9	<0.001	0.08	0.18	0.2	0.5	0.6	26.0	<0.01	0.01	<0.2
ZZ62611		1.88	17.7	460	18.6	38.7	<0.001	0.02	0.13	4.1	0.5	1.7	19.5	<0.01	0.02	2.8
ZZ62612		1.24	9.8	640	10.8	42.7	<0.001	0.05	0.17	1.7	0.4	1.2	24.5	<0.01	0.01	0.6
ZZ62613		0.58	10.7	710	14.4	28.5	<0.001	0.04	0.34	0.9	0.3	1.1	13.3	<0.01	0.03	0.3
ZZ62614		1.72	15.7	770	18.8	29.1	<0.001	0.02	0.40	2.6	0.4	1.5	11.2	<0.01	0.01	2.7
ZZ62615		1.00	12.6	820	20.8	34.5	<0.001	<0.01	0.34	2.5	0.5	1.5	12.3	<0.01	<0.01	9.9
ZZ62616		0.45	7.4	660	12.1	20.3	<0.001	0.05	0.32	0.4	0.3	0.9	6.6	<0.01	0.03	<0.2
ZZ62617		0.27	8.3	700	13.0	21.5	<0.001	0.05	0.32	0.2	0.5	0.8	6.2	<0.01	<0.01	<0.2
ZZ62618		0.52	10.9	750	15.4	27.9	<0.001	0.06	0.41	0.5	0.5	1.2	9.4	<0.01	0.03	0.2
ZZ62619		1.15	10.7	900	17.9	34.2	<0.001	0.02	0.30	1.7	0.7	1.6	13.4	<0.01	0.02	2.7
ZZ62620		0.50	15.6	720	51.2	49.0	<0.001	0.05	0.54	0.9	0.6	1.9	15.1	<0.01	0.02	0.3
ZZ62621		0.93	8.7	810	25.1	13.1	<0.001	0.05	0.39	1.9	1.4	0.8	16.6	<0.01	0.01	1.5
ZZ62622		1.59	10.9	580	31.5	24.1	<0.001	0.02	0.26	2.9	0.5	2.0	12.6	<0.01	<0.01	5.6
ZZ62623		0.75	9.4	790	23.5	35.1	<0.001	0.04	0.25	1.3	0.7	1.2	15.8	<0.01	0.02	0.8
ZZ62624		1.22	15.7	660	32.4	39.7	<0.001	0.01	0.41	3.0	0.6	1.9	19.7	<0.01	<0.01	6.5
ZZ62625		2.35	24.0	700	54.9	55.4	0.001	<0.01	0.68	4.1	0.3	2.3	10.9	<0.01	0.01	7.8
ZZ62626		1.45	15.1	560	26.8	35.5	<0.001	<0.01	0.44	2.3	<0.2	1.6	9.0	<0.01	<0.01	2.6
ZZ62627		1.50	13.7	660	27.8	39.0	0.001	<0.01	0.42	2.4	<0.2	1.6	9.8	<0.01	<0.01	6.6
ZZ62628		0.36	5.2	630	9.9	9.5	<0.001	0.04	0.24	0.3	<0.2	0.6	7.7	<0.01	<0.01	<0.2
ZZ62629		0.25	1.3	300	2.3	1.7	<0.001	<0.01	0.12	0.2	<0.2	<0.2	7.7	<0.01	0.01	<0.2
ZZ62630		1.74	20.1	690	23.0	34.8	0.001	<0.01	0.49	3.4	0.4	1.5	13.7	<0.01	<0.01	9.1
ZZ62631		1.86	16.6	780	19.9	42.0	<0.001	<0.01	0.40	2.9	0.4	1.5	11.9	<0.01	0.01	9.2
ZZ62632		1.60	16.4	610	20.1	37.6	0.001	<0.01	0.46	3.1	0.4	1.5	14.0	<0.01	0.01	5.8
ZZ62633		1.16	16.1	780	20.3	39.1	0.001	<0.01	0.43	3.0	0.5	1.3	13.4	<0.01	0.01	10.6
ZZ62634		2.60	15.6	780	23.4	50.5	0.001	0.01	0.46	3.1	0.4	2.1	8.5	<0.01	0.02	4.0
ZZ62635		2.00	24.3	590	26.1	65.0	<0.001	<0.01	0.42	5.9	0.4	2.1	13.4	<0.01	<0.01	9.9
ZZ62636		1.22	17.6	800	21.8	41.8	0.001	<0.01	0.40	3.6	0.3	1.5	13.2	<0.01	0.04	12.5
ZZ62637		1.61	19.2	770	63.8	38.9	0.001	<0.01	0.58	3.4	0.6	1.5	11.0	<0.01	<0.01	9.6
ZZ62638		0.41	6.7	710	14.3	11.0	<0.001	0.05	0.29	0.3	<0.2	0.7	9.7	<0.01	0.01	<0.2
ZZ62639		0.86	14.7	700	55.6	29.1	0.001	0.01	0.43	1.6	0.5	1.4	10.2	<0.01	0.01	1.0
ZZ62640		0.93	11.0	640	31.4	17.4	<0.001	0.01	0.39	1.2	<0.2	1.1	11.3	<0.01	0.01	0.6
ZZ62641		0.61	23.7	770	61.5	62.8	0.001	<0.01	0.57	6.1	0.5	1.9	22.4	<0.01	0.02	12.0

***** See Appendix Page for comments regarding this certificate *****

ALS Canada Ltd.
2103 Dollarton Hwy
North Vancouver BC V7H 0A7
Phone: 604 984 0221 Fax: 604 984 0218 www.alsglobal.com

To: **SILVER RANGE RESOURCES LTD.**
C/O ARCHER, CATHRO & ASSOCIATES (1981) LIMITED
1016-510 W HASTINGS ST
VANCOUVER BC V6B 1L8

Finalized Date: 29-AUG-2012
Account: RANSIL

Project: KEG (Vat Claims)

CERTIFICATE OF ANALYSIS WH12189035

Sample Description	Method	ME-MS41	ME-MS41	ME-MS41	ME-MS41	ME-MS41	ME-MS41	ME-MS41	ME-MS41
	Analyte	Ti	Tl	U	V	W	Y	Zn	Zr
	Units	%	ppm	ppm	ppm	ppm	ppm	ppm	ppm
	LOR	0.005	0.02	0.05	1	0.05	0.05	2	0.5
ZZ62602		0.081	0.35	3.79	32	0.18	6.69	76	1.3
ZZ62603		0.031	0.10	0.67	26	0.09	1.25	20	<0.5
ZZ62604		0.053	0.26	1.81	27	0.47	7.14	42	0.5
ZZ62605		0.059	0.25	3.07	24	0.29	20.3	48	2.0
ZZ62606		0.093	0.47	2.63	40	0.69	6.92	132	1.0
ZZ62607		0.178	0.69	3.05	57	0.81	13.10	98	1.2
ZZ62608		0.039	0.26	2.23	35	0.28	2.68	89	<0.5
ZZ62609		0.055	0.18	1.11	30	0.25	3.06	52	<0.5
ZZ62610		0.015	0.11	1.82	18	0.19	7.27	32	<0.5
ZZ62611		0.080	0.32	5.31	33	0.39	11.95	65	0.8
ZZ62612		0.062	0.23	5.13	28	0.26	3.74	51	0.6
ZZ62613		0.045	0.22	2.74	35	0.35	3.69	59	<0.5
ZZ62614		0.087	0.28	2.33	40	0.41	5.53	65	0.6
ZZ62615		0.080	0.33	3.78	26	0.29	8.23	63	4.9
ZZ62616		0.032	0.15	1.35	24	0.20	2.82	45	<0.5
ZZ62617		0.018	0.15	1.43	22	0.21	3.66	49	<0.5
ZZ62618		0.031	0.19	2.91	30	0.25	4.74	61	<0.5
ZZ62619		0.069	0.33	5.19	33	0.23	7.63	68	0.7
ZZ62620		0.031	0.40	7.27	34	0.31	9.32	94	<0.5
ZZ62621		0.034	0.33	29.8	54	0.30	18.65	42	3.4
ZZ62622		0.070	0.32	8.76	32	0.47	9.03	68	1.4
ZZ62623		0.051	0.23	4.59	32	0.34	5.36	54	<0.5
ZZ62624		0.079	0.39	4.48	35	0.30	7.70	80	0.8
ZZ62625		0.085	0.48	2.93	37	0.48	7.82	100	1.1
ZZ62626		0.060	0.31	2.16	27	0.31	5.74	63	<0.5
ZZ62627		0.071	0.36	2.38	27	0.33	7.08	68	0.5
ZZ62628		0.027	0.14	1.16	19	0.16	2.24	20	<0.5
ZZ62629		0.020	0.03	0.25	10	<0.05	0.83	5	<0.5
ZZ62630		0.075	0.35	2.54	34	0.33	8.25	72	1.0
ZZ62631		0.074	0.32	2.28	26	0.77	9.10	66	1.1
ZZ62632		0.069	0.34	2.22	31	0.35	7.86	63	0.7
ZZ62633		0.071	0.30	2.26	24	0.29	8.73	62	4.6
ZZ62634		0.089	0.44	1.79	34	0.46	6.62	65	0.7
ZZ62635		0.126	0.51	3.57	41	0.75	10.25	85	2.0
ZZ62636		0.085	0.31	2.69	27	0.36	10.35	67	3.7
ZZ62637		0.076	0.32	2.58	29	0.37	9.42	82	0.9
ZZ62638		0.028	0.14	0.87	28	0.15	2.13	32	<0.5
ZZ62639		0.052	0.30	2.12	29	0.23	5.99	65	<0.5
ZZ62640		0.051	0.23	1.30	40	0.27	3.66	46	<0.5
ZZ62641		0.114	0.48	3.87	39	0.37	11.70	97	9.8

***** See Appendix Page for comments regarding this certificate *****

ALS Canada Ltd.
2103 Dollarton Hwy
North Vancouver BC V7H 0A7
Phone: 604 984 0221 Fax: 604 984 0218 www.alsglobal.com

To: **SILVER RANGE RESOURCES LTD.**
C/O ARCHER, CATHRO & ASSOCIATES (1981) LIMITED
1016-510 W HASTINGS ST
VANCOUVER BC V6B 1L8

Finalized Date: 29-AUG-2012
Account: RANSIL

Project: KEG (Vat Claims)

CERTIFICATE OF ANALYSIS WH12189035

Sample Description	Method	WEI-21	Au-ICP21	ME-MS41	ME-MS41	ME-MS41	ME-MS41	ME-MS41	ME-MS41	ME-MS41	ME-MS41	ME-MS41	ME-MS41	ME-MS41	ME-MS41	ME-MS41
	Analyte	Recvd Wt.	Au	Ag	Al	As	Au	B	Ba	Be	Bi	Ca	Cd	Ce	Co	Cr
	Units	kg	ppm	ppm	%	ppm	ppm	ppm	ppm	ppm	ppm	%	ppm	ppm	ppm	ppm
	LOR	0.02	0.001	0.01	0.01	0.1	0.2	10	10	0.05	0.01	0.01	0.01	0.02	0.1	1
ZZ62642		0.33	0.003	0.09	1.51	6.8	<0.2	<10	120	1.28	0.69	0.18	0.24	55.0	8.2	20
ZZ62643		0.25	<0.001	0.11	0.92	5.2	<0.2	<10	70	0.53	0.33	0.06	0.05	15.15	2.9	10
ZZ62644		0.33	0.002	0.05	1.26	5.4	<0.2	<10	80	0.81	0.52	0.12	0.07	30.7	4.6	14
ZZ62645		0.21	0.001	0.12	1.57	9.1	<0.2	<10	140	1.90	0.86	0.12	0.24	35.4	14.9	15
ZZ62646		0.35	0.001	0.06	0.85	5.0	<0.2	<10	70	0.88	0.48	0.17	0.15	51.9	5.2	12
ZZ62647		0.33	0.003	0.07	1.09	5.5	<0.2	<10	70	1.05	0.60	0.16	0.10	68.7	4.5	13
ZZ62648		0.28	0.002	0.07	1.65	7.9	<0.2	<10	90	1.43	0.75	0.16	0.16	73.4	7.2	20
ZZ62649		0.28	0.012	0.09	1.10	5.8	<0.2	<10	70	0.93	0.54	0.09	0.09	29.7	3.5	16
ZZ62650		0.29	0.004	0.12	1.44	8.6	<0.2	<10	50	0.98	0.74	0.10	0.12	33.5	4.1	18
ZZ62651		0.17	0.001	0.05	0.74	2.5	<0.2	<10	80	0.77	0.22	0.10	0.08	23.0	3.7	6
ZZ62652		0.26	0.001	0.06	1.11	5.3	<0.2	<10	80	1.03	0.59	0.15	0.14	58.6	5.2	13
ZZ62653		0.29	0.004	0.05	1.37	5.9	<0.2	<10	90	1.09	0.63	0.16	0.11	57.3	5.4	15
ZZ62654		0.23	0.001	0.15	0.72	2.6	<0.2	<10	100	0.58	0.30	0.07	0.10	18.40	2.1	8
ZZ62655		0.41	0.003	0.06	1.31	6.2	<0.2	<10	80	1.12	0.59	0.15	0.20	52.0	4.9	16
ZZ62656		0.31	0.002	0.04	1.28	5.0	<0.2	<10	80	1.23	0.63	0.14	0.12	60.1	4.5	15
ZZ62657		0.33	<0.001	0.06	1.56	12.2	<0.2	<10	110	0.91	0.84	0.10	0.18	31.9	6.6	22
ZZ62658		0.32	0.001	0.04	1.32	7.9	<0.2	<10	70	1.11	0.68	0.09	0.11	44.0	4.6	16
ZZ62659		0.25	0.002	0.07	2.00	14.2	<0.2	<10	110	0.99	0.65	0.13	0.19	34.9	6.9	28
ZZ62660		0.19	0.002	0.12	1.74	9.8	<0.2	<10	90	1.28	0.75	0.11	0.22	36.6	6.0	20
ZZ62661		0.28	0.002	0.09	2.11	13.2	<0.2	<10	170	1.42	0.62	0.13	0.12	48.3	8.2	32
ZZ62662		0.23	0.001	0.28	1.52	9.9	<0.2	<10	110	0.60	0.41	0.10	0.16	23.7	4.7	22
ZZ62663		0.39	<0.001	0.28	1.04	20.8	<0.2	<10	120	0.89	1.48	0.14	0.21	33.4	4.1	10
ZZ62664		0.20	0.001	0.05	0.24	0.5	<0.2	<10	30	0.14	0.03	0.15	0.04	6.83	1.6	2
ZZ62665		0.22	<0.001	0.17	0.52	4.6	<0.2	<10	60	0.34	0.21	0.05	0.11	9.86	2.0	6
ZZ62666		0.16	0.001	0.35	0.71	21.8	<0.2	<10	70	0.45	0.71	0.06	0.21	28.0	3.4	11
ZZ62667		0.15	0.001	0.87	0.40	2.8	<0.2	<10	50	0.20	0.25	0.04	0.15	10.05	1.9	6
ZZ62668		0.30	<0.001	0.49	0.72	19.8	<0.2	<10	70	0.59	0.80	0.10	0.21	23.3	3.0	10
ZZ62669		0.36	0.001	0.16	0.90	7.6	<0.2	<10	90	0.46	0.30	0.11	0.16	23.4	3.8	17
ZZ62670		0.21	0.001	0.34	1.26	4.4	<0.2	<10	140	1.09	0.41	0.15	0.08	17.70	3.6	11
ZZ62671		0.22	0.001	0.49	1.18	10.5	<0.2	<10	110	3.68	0.35	0.21	0.12	34.8	5.4	11
ZZ62672		0.20	<0.001	0.31	0.61	3.0	<0.2	<10	50	0.84	0.13	0.14	0.06	14.25	2.9	5
ZZ62673		Not Recvd														
ZZ62674		0.22	<0.001	0.12	0.45	0.6	<0.2	<10	20	0.11	0.03	0.07	0.01	4.33	0.7	2
ZZ62675		0.30	0.001	0.12	0.99	4.0	<0.2	<10	110	1.00	0.48	0.12	0.13	32.7	3.5	13
ZZ62676		0.39	0.002	0.08	0.91	4.9	<0.2	<10	110	1.27	0.55	0.23	0.17	46.1	4.2	12
ZZ62677		0.33	0.001	0.08	0.47	1.4	<0.2	<10	40	0.32	0.18	0.05	0.07	11.95	1.5	5
ZZ62678		0.31	<0.001	0.05	0.22	1.7	<0.2	<10	30	0.13	0.08	0.04	0.03	4.37	0.9	3
ZZ62679		0.51	0.001	0.07	1.35	10.0	<0.2	<10	120	0.81	0.56	0.17	0.17	48.1	7.6	24
ZZ62680		0.33	<0.001	0.10	0.59	1.8	<0.2	<10	50	0.24	0.11	0.10	0.02	10.95	1.3	5
ZZ62681		0.29	0.002	0.08	1.33	7.2	<0.2	<10	110	0.50	0.19	0.16	0.08	24.0	5.8	19

***** See Appendix Page for comments regarding this certificate *****

ALS Canada Ltd.
2103 Dollarton Hwy
North Vancouver BC V7H 0A7
Phone: 604 984 0221 Fax: 604 984 0218 www.alsglobal.com

To: **SILVER RANGE RESOURCES LTD.**
C/O ARCHER, CATHRO & ASSOCIATES (1981) LIMITED
1016-510 W HASTINGS ST
VANCOUVER BC V6B 1L8

Finalized Date: 29-AUG-2012
Account: RANSIL

Project: KEG (Vat Claims)

CERTIFICATE OF ANALYSIS WH12189035

Sample Description	Method	ME-MS41	ME-MS41	ME-MS41	ME-MS41	ME-MS41	ME-MS41	ME-MS41	ME-MS41	ME-MS41	ME-MS41	ME-MS41	ME-MS41	ME-MS41	ME-MS41	ME-MS41
	Analyte	Cs	Cu	Fe	Ga	Ge	Hf	Hg	In	K	La	Li	Mg	Mn	Mo	Na
	Units	ppm	ppm	%	ppm	ppm	ppm	ppm	ppm	%	ppm	ppm	%	ppm	ppm	%
	LOR	0.05	0.2	0.01	0.05	0.05	0.02	0.01	0.005	0.01	0.2	0.1	0.01	5	0.05	0.01
ZZ62642		4.97	12.0	2.05	6.39	0.08	0.05	<0.01	0.019	0.24	25.8	48.8	0.41	386	0.47	0.01
ZZ62643		2.36	6.9	1.27	3.68	<0.05	<0.02	<0.01	0.010	0.05	6.3	17.2	0.15	442	0.75	0.02
ZZ62644		3.82	9.9	1.67	5.90	0.05	<0.02	<0.01	0.014	0.12	15.6	29.8	0.27	219	0.49	0.01
ZZ62645		4.71	12.2	2.24	6.77	0.05	<0.02	0.02	0.015	0.08	15.7	32.8	0.26	4210	0.83	0.02
ZZ62646		3.62	7.9	1.36	4.26	0.06	0.06	<0.01	0.010	0.17	23.8	33.5	0.24	275	0.29	0.01
ZZ62647		4.22	9.3	1.59	5.65	0.09	0.03	<0.01	0.014	0.18	33.0	40.4	0.28	206	0.35	0.01
ZZ62648		5.69	12.6	2.15	7.31	0.09	0.03	<0.01	0.019	0.24	33.6	51.0	0.39	349	0.52	0.01
ZZ62649		3.71	11.6	1.63	6.03	<0.05	<0.02	<0.01	0.013	0.17	14.7	26.2	0.23	130	0.57	0.01
ZZ62650		3.58	10.5	2.02	6.83	0.05	<0.02	0.03	0.016	0.13	15.8	28.1	0.22	137	0.82	0.01
ZZ62651		1.83	12.9	0.87	3.44	<0.05	<0.02	<0.01	0.007	0.04	9.7	5.6	0.07	524	0.52	0.03
ZZ62652		4.29	9.4	1.54	5.37	0.07	0.07	<0.01	0.011	0.19	27.3	41.1	0.26	258	0.41	0.01
ZZ62653		4.89	12.5	1.71	6.30	0.07	0.02	<0.01	0.017	0.20	25.8	46.4	0.31	276	0.52	0.01
ZZ62654		1.53	10.0	0.94	3.84	<0.05	<0.02	0.03	0.009	0.05	8.2	8.3	0.08	55	0.71	0.02
ZZ62655		4.37	12.6	1.80	6.01	0.06	0.02	<0.01	0.016	0.17	25.7	42.9	0.30	227	0.82	0.01
ZZ62656		4.91	9.0	1.70	6.51	0.07	<0.02	<0.01	0.016	0.17	27.2	48.8	0.31	223	0.50	0.01
ZZ62657		4.19	12.3	2.62	8.77	0.05	0.02	<0.01	0.020	0.12	15.0	29.9	0.36	307	1.31	0.01
ZZ62658		4.54	9.4	1.85	6.96	0.06	<0.02	<0.01	0.016	0.14	20.9	40.7	0.30	180	0.74	0.01
ZZ62659		3.33	14.0	2.82	7.39	<0.05	<0.02	0.01	0.023	0.09	16.9	31.1	0.40	281	1.44	0.01
ZZ62660		4.51	12.2	2.27	7.26	0.05	0.02	0.02	0.018	0.15	17.7	43.3	0.34	274	0.93	0.01
ZZ62661		4.81	19.0	2.82	8.46	0.07	0.02	0.03	0.030	0.22	23.7	41.4	0.54	298	0.68	0.01
ZZ62662		2.03	16.6	2.24	5.75	<0.05	<0.02	0.02	0.023	0.07	11.4	15.2	0.27	278	1.17	0.01
ZZ62663		2.28	11.8	2.31	5.92	<0.05	<0.02	0.01	0.022	0.06	15.8	10.3	0.18	226	1.27	0.01
ZZ62664		0.22	3.6	0.55	1.34	<0.05	<0.02	<0.01	<0.005	0.02	2.8	0.8	0.04	163	0.18	0.03
ZZ62665		1.41	9.8	0.97	2.96	<0.05	<0.02	<0.01	0.009	0.03	4.6	3.7	0.08	160	0.55	0.02
ZZ62666		2.91	11.3	1.91	5.35	<0.05	<0.02	<0.01	0.016	0.08	12.5	9.2	0.14	477	0.99	0.01
ZZ62667		1.45	4.0	0.89	2.81	<0.05	<0.02	0.02	0.006	0.03	4.8	2.1	0.06	140	0.65	0.01
ZZ62668		2.40	7.9	2.12	4.46	<0.05	<0.02	0.02	0.020	0.07	10.3	10.4	0.14	241	1.07	0.01
ZZ62669		1.89	9.4	1.69	5.11	<0.05	<0.02	<0.01	0.012	0.08	10.5	14.4	0.28	163	0.79	0.01
ZZ62670		2.71	11.0	1.41	5.21	<0.05	0.02	0.02	0.013	0.10	8.1	19.2	0.17	307	0.56	0.02
ZZ62671		2.66	10.0	1.29	5.00	0.05	<0.02	0.05	0.011	0.05	17.7	19.6	0.17	625	0.46	0.02
ZZ62672		0.89	5.2	0.84	2.56	<0.05	<0.02	0.01	0.008	0.03	7.8	3.2	0.05	342	0.52	0.03
ZZ62673																
ZZ62674		0.18	3.1	0.35	1.48	<0.05	0.03	<0.01	<0.005	0.02	2.2	0.6	0.02	20	0.15	0.03
ZZ62675		3.23	6.5	1.43	5.15	<0.05	<0.02	<0.01	0.010	0.09	15.8	26.0	0.25	196	0.49	0.01
ZZ62676		3.67	7.8	1.42	4.98	0.05	<0.02	<0.01	0.011	0.14	18.5	34.0	0.25	273	0.40	0.01
ZZ62677		1.24	4.0	0.73	2.60	<0.05	<0.02	<0.01	0.005	0.04	5.4	7.5	0.07	58	0.23	0.02
ZZ62678		0.67	2.3	0.37	1.47	<0.05	<0.02	<0.01	<0.005	0.03	2.0	2.0	0.05	39	0.21	0.03
ZZ62679		4.11	15.3	2.23	7.09	0.06	<0.02	<0.01	0.017	0.15	21.4	28.2	0.44	312	0.58	0.01
ZZ62680		0.71	6.3	0.55	2.35	<0.05	<0.02	<0.01	<0.005	0.03	5.2	4.7	0.08	35	0.24	0.03
ZZ62681		1.40	12.0	1.81	4.30	0.05	<0.02	0.01	0.016	0.04	11.3	14.1	0.33	252	0.69	0.01

***** See Appendix Page for comments regarding this certificate *****

ALS Canada Ltd.
2103 Dollarton Hwy
North Vancouver BC V7H 0A7
Phone: 604 984 0221 Fax: 604 984 0218 www.alsglobal.com

To: **SILVER RANGE RESOURCES LTD.**
C/O ARCHER, CATHRO & ASSOCIATES (1981) LIMITED
1016-510 W HASTINGS ST
VANCOUVER BC V6B 1L8

Finalized Date: 29-AUG-2012
Account: RANSIL

Project: KEG (Vat Claims)

CERTIFICATE OF ANALYSIS WH12189035

Sample Description	Method	ME-MS41	ME-MS41	ME-MS41	ME-MS41	ME-MS41	ME-MS41	ME-MS41	ME-MS41	ME-MS41	ME-MS41	ME-MS41	ME-MS41	ME-MS41	ME-MS41	ME-MS41
	Analyte	Nb	Ni	P	Pb	Rb	Re	S	Sb	Sc	Se	Sn	Sr	Ta	Te	Th
	Units	ppm	ppm	ppm	ppm	ppm	ppm	%	ppm	ppm	ppm	ppm	ppm	ppm	ppm	ppm
	LOR	0.05	0.2	10	0.2	0.1	0.001	0.01	0.05	0.1	0.2	0.2	0.2	0.01	0.01	0.2
ZZ62642		1.40	16.2	740	32.9	44.6	0.001	<0.01	0.49	2.9	<0.2	1.6	9.9	<0.01	0.03	11.2
ZZ62643		0.41	5.0	760	13.4	10.9	0.001	0.06	0.22	0.4	<0.2	0.6	7.5	<0.01	0.02	0.2
ZZ62644		1.02	9.1	540	19.7	31.9	<0.001	<0.01	0.32	1.3	<0.2	1.3	9.4	<0.01	<0.01	1.8
ZZ62645		0.64	9.5	790	21.0	20.1	0.001	0.04	0.34	1.0	0.3	1.4	11.9	<0.01	0.01	0.6
ZZ62646		1.15	8.9	780	21.9	32.7	0.001	<0.01	0.36	1.7	<0.2	1.1	7.0	<0.01	0.01	10.8
ZZ62647		1.29	10.0	700	19.5	37.1	<0.001	<0.01	0.35	2.0	<0.2	1.5	7.8	<0.01	<0.01	13.3
ZZ62648		1.79	14.6	790	25.4	50.5	0.001	<0.01	0.43	2.6	0.6	1.9	8.0	<0.01	0.01	12.4
ZZ62649		0.58	10.0	700	29.2	28.4	<0.001	0.02	0.37	0.7	<0.2	1.3	8.6	<0.01	0.02	0.3
ZZ62650		1.84	11.8	700	38.2	25.9	0.001	0.01	0.56	1.8	0.7	1.3	5.9	<0.01	0.01	3.4
ZZ62651		0.20	3.9	820	9.6	10.3	0.001	0.05	0.22	0.2	<0.2	0.5	11.2	<0.01	0.01	<0.2
ZZ62652		1.15	10.4	680	17.9	38.3	0.001	<0.01	0.49	2.0	<0.2	1.5	7.5	<0.01	<0.01	12.5
ZZ62653		1.70	12.1	760	19.6	43.3	0.001	<0.01	0.38	2.0	<0.2	1.7	6.7	<0.01	<0.01	9.2
ZZ62654		0.22	5.8	1010	10.0	9.7	0.001	0.07	0.27	0.1	<0.2	0.9	10.8	<0.01	0.02	<0.2
ZZ62655		1.42	13.1	750	16.6	38.7	0.001	<0.01	0.57	1.9	<0.2	1.7	9.2	<0.01	0.01	6.2
ZZ62656		1.54	9.6	660	17.8	38.9	0.001	<0.01	0.34	1.5	<0.2	1.8	7.5	<0.01	<0.01	5.8
ZZ62657		1.94	14.5	600	19.5	29.0	0.001	0.02	0.54	2.0	<0.2	1.4	10.7	<0.01	0.02	2.7
ZZ62658		1.82	10.9	500	17.7	33.8	<0.001	<0.01	0.39	1.7	<0.2	1.7	6.6	<0.01	0.02	5.3
ZZ62659		1.26	16.2	760	23.4	21.6	<0.001	0.02	0.68	1.6	<0.2	1.2	11.9	<0.01	0.03	0.8
ZZ62660		1.92	13.5	650	22.8	36.4	<0.001	0.01	0.54	1.9	<0.2	1.7	7.9	<0.01	0.02	4.7
ZZ62661		1.67	21.6	550	42.3	41.6	0.001	0.02	0.60	3.9	0.8	1.7	12.4	<0.01	<0.01	4.7
ZZ62662		0.41	11.1	860	26.8	15.5	0.001	0.04	0.49	0.4	0.4	0.7	10.5	<0.01	0.02	<0.2
ZZ62663		0.60	8.0	800	38.8	19.4	<0.001	0.03	0.70	1.3	0.2	0.7	12.5	<0.01	0.02	0.7
ZZ62664		0.10	1.4	710	2.7	1.7	0.001	0.03	0.09	0.2	<0.2	<0.2	13.3	<0.01	<0.01	<0.2
ZZ62665		0.24	3.7	400	16.8	8.0	<0.001	0.03	0.21	0.2	<0.2	0.3	6.5	<0.01	0.01	<0.2
ZZ62666		0.76	7.0	450	26.6	36.0	0.001	0.02	0.57	0.8	0.3	0.8	6.7	<0.01	0.02	0.7
ZZ62667		0.57	3.1	270	25.0	14.7	0.001	0.02	0.25	0.5	<0.2	0.4	5.8	<0.01	<0.01	0.3
ZZ62668		0.74	5.6	470	38.4	21.6	0.001	0.02	0.46	0.9	<0.2	0.6	10.4	<0.01	0.02	0.8
ZZ62669		0.82	10.5	340	11.0	22.7	0.001	0.02	0.47	1.2	0.2	0.7	12.7	<0.01	<0.01	0.6
ZZ62670		0.72	8.0	730	13.5	19.6	<0.001	0.04	0.48	1.1	0.3	0.9	17.7	<0.01	0.01	0.4
ZZ62671		0.50	6.3	950	14.3	13.1	0.001	0.06	0.20	0.9	0.9	0.7	19.2	<0.01	0.01	0.3
ZZ62672		0.31	2.6	680	18.4	5.7	<0.001	0.03	0.15	0.3	<0.2	0.2	13.3	<0.01	0.01	<0.2
ZZ62673																
ZZ62674		0.30	1.0	310	2.1	1.3	0.001	0.02	0.09	0.3	<0.2	<0.2	7.8	<0.01	<0.01	0.2
ZZ62675		0.72	7.8	540	16.7	30.8	<0.001	0.03	0.26	0.9	0.4	1.1	10.7	<0.01	<0.01	0.8
ZZ62676		0.86	8.4	820	19.6	36.0	0.001	0.02	0.30	1.2	0.4	1.3	13.6	<0.01	0.01	2.3
ZZ62677		0.13	2.6	400	5.8	9.9	0.001	0.02	0.18	0.1	0.2	0.5	6.5	<0.01	0.01	<0.2
ZZ62678		0.21	1.8	230	2.0	5.5	<0.001	0.02	0.14	0.2	<0.2	0.2	7.2	<0.01	0.02	<0.2
ZZ62679		1.18	17.3	720	18.6	31.4	0.001	0.02	0.40	2.4	0.5	1.1	16.4	<0.01	0.02	2.7
ZZ62680		0.45	2.7	490	4.8	3.7	<0.001	0.02	0.17	0.5	<0.2	0.3	10.4	<0.01	<0.01	0.3
ZZ62681		0.81	12.5	700	11.2	8.8	0.001	0.03	0.45	1.4	0.7	0.4	13.2	<0.01	0.02	0.9

***** See Appendix Page for comments regarding this certificate *****

ALS Canada Ltd.
2103 Dollarton Hwy
North Vancouver BC V7H 0A7
Phone: 604 984 0221 Fax: 604 984 0218 www.alsglobal.com

To: **SILVER RANGE RESOURCES LTD.**
C/O ARCHER, CATHRO & ASSOCIATES (1981) LIMITED
1016-510 W HASTINGS ST
VANCOUVER BC V6B 1L8

Finalized Date: 29-AUG-2012
Account: RANSIL

Project: KEG (Vat Claims)

CERTIFICATE OF ANALYSIS WH12189035

Sample Description	Method	ME-MS41	ME-MS41	ME-MS41	ME-MS41	ME-MS41	ME-MS41	ME-MS41	ME-MS41
	Analyte	Ti	Tl	U	V	W	Y	Zn	Zr
	Units	%	ppm	ppm	ppm	ppm	ppm	ppm	ppm
	LOR	0.005	0.02	0.05	1	0.05	0.05	2	0.5
ZZ62642		0.077	0.38	2.69	27	0.27	8.02	79	3.6
ZZ62643		0.024	0.21	1.60	17	0.16	1.86	26	<0.5
ZZ62644		0.051	0.25	1.67	26	0.19	3.83	52	<0.5
ZZ62645		0.038	0.40	14.40	29	0.15	5.07	61	<0.5
ZZ62646		0.052	0.28	2.58	17	0.20	8.02	51	3.7
ZZ62647		0.059	0.31	3.79	21	0.20	8.64	59	1.7
ZZ62648		0.074	0.46	3.74	28	0.24	8.64	79	1.4
ZZ62649		0.036	0.23	3.13	23	0.20	4.80	47	<0.5
ZZ62650		0.053	0.23	1.60	32	0.33	5.50	53	<0.5
ZZ62651		0.021	0.14	2.07	18	0.11	3.59	18	<0.5
ZZ62652		0.059	0.32	3.10	20	0.19	7.94	58	4.4
ZZ62653		0.068	0.36	3.35	23	0.32	8.04	67	1.1
ZZ62654		0.011	0.15	2.11	19	0.10	3.08	27	<0.5
ZZ62655		0.064	0.34	3.51	28	0.17	7.02	75	0.9
ZZ62656		0.066	0.37	3.30	24	0.19	7.20	63	0.5
ZZ62657		0.070	0.29	1.53	45	0.42	3.89	68	1.1
ZZ62658		0.064	0.30	2.45	28	0.24	5.37	61	0.9
ZZ62659		0.046	0.32	1.98	47	0.33	4.88	66	<0.5
ZZ62660		0.067	0.33	2.24	35	0.33	4.60	75	1.0
ZZ62661		0.074	0.39	2.02	38	0.50	7.49	92	0.6
ZZ62662		0.023	0.18	1.78	40	0.34	3.44	45	<0.5
ZZ62663		0.026	0.18	1.56	39	0.26	5.82	79	<0.5
ZZ62664		0.024	0.02	0.37	16	<0.05	1.24	8	<0.5
ZZ62665		0.021	0.08	1.07	19	0.11	1.53	23	<0.5
ZZ62666		0.038	0.19	1.05	36	0.19	2.21	81	<0.5
ZZ62667		0.034	0.09	0.52	25	0.18	0.82	26	<0.5
ZZ62668		0.032	0.19	0.92	29	0.19	2.76	63	<0.5
ZZ62669		0.043	0.15	0.99	30	0.25	2.46	50	<0.5
ZZ62670		0.035	0.24	2.37	24	0.23	3.28	46	<0.5
ZZ62671		0.027	0.27	13.95	21	0.13	9.10	33	<0.5
ZZ62672		0.026	0.10	3.93	18	0.09	2.88	12	<0.5
ZZ62673									
ZZ62674		0.021	0.03	0.58	10	<0.05	0.78	4	0.8
ZZ62675		0.040	0.23	4.22	21	0.33	5.14	49	<0.5
ZZ62676		0.047	0.26	5.02	19	0.19	8.74	61	<0.5
ZZ62677		0.020	0.11	1.37	15	0.07	1.37	15	<0.5
ZZ62678		0.017	0.04	0.49	7	0.06	0.55	8	<0.5
ZZ62679		0.053	0.25	1.64	30	0.36	7.19	63	<0.5
ZZ62680		0.022	0.09	0.70	12	0.13	1.55	11	<0.5
ZZ62681		0.035	0.15	2.65	29	0.23	4.45	38	0.5

***** See Appendix Page for comments regarding this certificate *****

ALS Canada Ltd.
2103 Dollarton Hwy
North Vancouver BC V7H 0A7
Phone: 604 984 0221 Fax: 604 984 0218 www.alsglobal.com

To: **SILVER RANGE RESOURCES LTD.**
C/O ARCHER, CATHRO & ASSOCIATES (1981) LIMITED
1016-510 W HASTINGS ST
VANCOUVER BC V6B 1L8

Finalized Date: 29-AUG-2012
Account: RANSIL

Project: KEG (Vat Claims)

CERTIFICATE OF ANALYSIS WH12189035

Sample Description	Method	WEI-21	Au-ICP21	ME-MS41	ME-MS41	ME-MS41	ME-MS41	ME-MS41	ME-MS41	ME-MS41	ME-MS41	ME-MS41	ME-MS41	ME-MS41	ME-MS41	ME-MS41
	Analyte	Recvd Wt.	Au	Ag	Al	As	Au	B	Ba	Be	Bi	Ca	Cd	Ce	Co	Cr
	Units	kg	ppm	ppm	%	ppm	ppm	ppm	ppm	ppm	ppm	%	ppm	ppm	ppm	ppm
	LOR	0.02	0.001	0.01	0.01	0.1	0.2	10	10	0.05	0.01	0.01	0.01	0.02	0.1	1
ZZ62682		0.30	<0.001	0.11	1.52	9.4	<0.2	<10	120	1.13	0.39	0.19	0.11	42.4	7.9	24
ZZ62683		0.39	0.003	0.11	1.77	11.7	<0.2	<10	180	1.05	0.29	0.21	0.08	43.0	9.7	30
ZZ62684		0.54	0.001	0.10	2.13	10.7	<0.2	<10	160	1.42	0.54	0.19	0.16	55.5	10.7	30
ZZ62685		0.34	<0.001	0.11	1.03	5.3	<0.2	<10	90	0.68	0.30	0.09	0.07	19.35	3.8	15
ZZ62686		0.46	0.001	0.10	1.84	8.8	<0.2	<10	120	1.36	0.48	0.19	0.11	57.6	9.9	31
ZZ62687		0.38	<0.001	0.26	2.13	11.9	<0.2	<10	150	1.30	0.61	0.11	0.34	33.0	8.6	35
ZZ62688		0.36	0.004	0.28	2.39	9.1	<0.2	<10	210	1.57	0.49	0.23	0.14	52.1	9.6	33
ZZ62689		0.33	0.001	0.29	1.09	8.7	<0.2	<10	100	1.17	0.37	0.20	0.06	18.80	3.9	11
ZZ62690		0.44	<0.001	0.32	2.19	35.1	<0.2	<10	170	2.14	0.53	0.22	0.16	38.2	8.1	36
ZZ62691		0.37	0.001	0.70	1.74	15.7	<0.2	<10	140	1.68	0.60	0.14	0.33	37.3	5.3	26
ZZ62692		0.46	0.002	0.32	2.29	8.1	<0.2	<10	140	1.64	0.54	0.14	0.24	41.0	8.4	37
ZZ62693		0.43	0.001	0.38	2.01	7.8	<0.2	<10	120	2.49	0.42	0.30	0.15	59.8	8.3	30
ZZ62717		0.38	0.001	0.12	1.30	6.9	<0.2	<10	90	1.34	0.61	0.15	0.25	43.7	5.2	15
ZZ62718		0.21	0.004	0.70	2.04	17.9	<0.2	<10	180	3.97	1.22	0.10	0.18	46.6	4.9	22
ZZ62719		0.36	0.003	0.12	1.20	10.6	<0.2	<10	70	1.41	0.92	0.14	0.14	53.5	3.5	12
ZZ62720		0.30	<0.001	0.06	0.75	6.6	<0.2	<10	80	0.79	0.49	0.10	0.10	25.5	2.5	9
ZZ62721		0.36	0.003	0.16	1.37	9.0	<0.2	<10	160	1.74	0.98	0.15	0.15	27.0	4.4	15
ZZ62722		0.25	0.001	0.13	1.05	6.9	<0.2	<10	90	1.09	0.75	0.15	0.16	39.7	3.3	12
ZZ62723		0.33	0.005	0.10	0.77	5.6	<0.2	<10	80	1.03	0.76	0.21	0.10	48.8	3.0	10
ZZ62724		0.28	0.001	0.22	1.58	10.4	<0.2	<10	190	2.17	1.27	0.15	0.20	45.9	5.4	19
ZZ62725		0.09	<0.001	0.34	0.66	4.5	<0.2	<10	260	0.35	0.52	0.20	2.30	20.8	11.8	12
ZZ62726		0.13	<0.001	0.13	0.79	8.0	<0.2	<10	60	0.33	0.53	0.06	0.15	18.05	4.0	13
ZZ62727		0.19	0.001	0.27	1.63	22.6	<0.2	<10	100	1.25	1.26	0.09	0.32	29.0	10.2	38
ZZ62728		0.09	0.001	0.13	0.77	5.5	<0.2	<10	50	0.37	0.32	0.09	0.10	15.70	3.5	10
ZZ62729		0.20	0.001	0.26	1.40	10.5	<0.2	<10	180	1.01	0.70	0.13	0.26	31.7	5.0	21
ZZ62730		0.15	0.003	0.26	2.17	17.2	<0.2	<10	170	1.78	0.79	0.25	0.23	38.1	9.1	30
ZZ62731		0.28	0.002	0.14	0.79	4.2	<0.2	<10	70	0.83	0.60	0.14	0.12	37.5	3.5	11
ZZ62732		0.25	0.001	0.18	1.26	8.2	<0.2	<10	110	1.76	1.01	0.18	0.18	53.0	4.4	15
ZZ62733		0.21	0.002	0.29	0.77	3.4	<0.2	<10	90	1.10	0.44	0.12	0.09	18.75	2.4	9
ZZ62734		0.19	0.001	0.18	0.70	3.1	<0.2	<10	90	1.80	0.60	0.11	0.34	21.6	3.0	7
ZZ62735		0.30	<0.001	0.18	1.56	8.3	<0.2	<10	130	3.51	1.16	0.15	0.25	40.1	4.9	19
ZZ62736		0.30	<0.001	0.05	1.23	5.2	<0.2	<10	140	1.23	0.67	0.15	0.13	37.1	4.5	15
ZZ62737		0.32	0.003	0.20	0.83	7.1	<0.2	<10	40	0.70	0.95	0.06	0.13	38.9	2.3	10
ZZ62738		0.27	<0.001	0.05	0.49	1.7	<0.2	<10	40	0.32	0.15	0.09	0.07	6.99	0.7	3
ZZ62739		0.28	0.001	0.09	0.71	6.0	<0.2	<10	60	0.63	0.59	0.07	0.08	26.4	2.6	9
ZZ62740		0.32	0.001	0.05	1.04	10.6	<0.2	<10	70	0.91	0.92	0.09	0.10	32.6	4.4	15
ZZ62741		0.24	0.001	0.07	0.82	6.5	<0.2	<10	40	0.31	0.44	0.06	0.11	17.75	2.3	10
ZZ62742		0.21	0.001	0.32	1.19	9.4	<0.2	<10	110	1.89	0.68	0.14	0.13	27.3	3.0	11
ZZ62743		0.33	0.001	0.24	1.38	13.2	<0.2	<10	100	2.14	0.70	0.09	0.08	47.7	5.0	15
ZZ62744		0.26	<0.001	0.15	0.49	4.2	<0.2	<10	50	0.44	0.39	0.06	0.17	11.40	1.7	5

***** See Appendix Page for comments regarding this certificate *****

ALS Canada Ltd.
2103 Dollarton Hwy
North Vancouver BC V7H 0A7
Phone: 604 984 0221 Fax: 604 984 0218 www.alsglobal.com

To: **SILVER RANGE RESOURCES LTD.**
C/O ARCHER, CATHRO & ASSOCIATES (1981) LIMITED
1016-510 W HASTINGS ST
VANCOUVER BC V6B 1L8

Finalized Date: 29-AUG-2012
Account: RANSIL

Project: KEG (Vat Claims)

CERTIFICATE OF ANALYSIS WH12189035

Sample Description	Method	ME-MS41	ME-MS41	ME-MS41	ME-MS41	ME-MS41	ME-MS41	ME-MS41	ME-MS41	ME-MS41	ME-MS41	ME-MS41	ME-MS41	ME-MS41	ME-MS41	ME-MS41
	Analyte	Cs	Cu	Fe	Ga	Ge	Hf	Hg	In	K	La	Li	Mg	Mn	Mo	Na
	Units	ppm	ppm	%	ppm	ppm	ppm	ppm	ppm	%	ppm	ppm	%	ppm	ppm	%
	LOR	0.05	0.2	0.01	0.05	0.05	0.02	0.01	0.005	0.01	0.2	0.1	0.01	5	0.05	0.01
ZZ62682		3.38	19.3	2.23	5.91	0.05	0.03	0.01	0.017	0.13	20.2	30.6	0.44	294	0.53	0.01
ZZ62683		2.21	23.4	2.68	5.41	0.05	0.02	<0.01	0.024	0.07	20.8	18.3	0.53	480	1.30	0.01
ZZ62684		5.27	17.3	2.78	7.93	0.07	0.05	<0.01	0.025	0.21	23.8	43.9	0.58	431	0.52	0.01
ZZ62685		4.31	9.7	1.51	4.73	<0.05	<0.02	<0.01	0.014	0.07	9.2	17.9	0.24	169	0.35	0.02
ZZ62686		5.46	14.8	2.68	8.11	0.08	<0.02	<0.01	0.025	0.19	24.5	43.9	0.55	396	0.36	0.01
ZZ62687		6.36	19.1	3.09	9.52	0.05	<0.02	<0.01	0.025	0.15	15.6	38.3	0.55	394	0.86	0.01
ZZ62688		6.00	19.2	2.89	9.54	0.06	<0.02	0.01	0.029	0.15	22.5	45.9	0.56	325	0.55	0.02
ZZ62689		6.31	12.0	1.32	4.17	<0.05	<0.02	0.01	0.012	0.05	13.2	25.2	0.21	206	0.27	0.02
ZZ62690		8.34	14.6	3.11	8.86	0.05	<0.02	0.01	0.026	0.18	21.5	53.6	0.55	333	0.67	0.01
ZZ62691		8.80	29.2	2.63	7.82	0.07	<0.02	<0.01	0.023	0.10	27.2	28.1	0.36	217	0.81	0.01
ZZ62692		8.88	18.4	2.96	10.00	0.05	<0.02	<0.01	0.023	0.12	23.2	48.6	0.56	312	0.78	0.01
ZZ62693		7.81	23.6	2.69	7.96	0.11	<0.02	0.01	0.022	0.13	42.1	43.6	0.50	279	0.43	0.02
ZZ62717		3.68	11.4	1.90	6.07	<0.05	<0.02	<0.01	0.017	0.13	19.5	34.6	0.27	292	0.80	0.01
ZZ62718		6.11	22.8	2.80	9.59	0.05	<0.02	0.05	0.025	0.14	18.3	23.7	0.26	401	1.32	0.01
ZZ62719		4.93	6.7	1.92	6.68	0.05	0.03	<0.01	0.016	0.16	23.0	34.8	0.27	221	0.43	0.01
ZZ62720		2.59	7.0	1.38	4.98	<0.05	<0.02	<0.01	0.007	0.07	10.8	12.8	0.15	134	0.65	0.02
ZZ62721		5.14	11.4	1.95	6.69	0.05	<0.02	0.03	0.018	0.10	14.5	28.4	0.27	309	0.83	0.02
ZZ62722		4.22	9.0	1.57	5.63	0.08	<0.02	0.02	0.014	0.14	20.4	25.8	0.26	142	0.48	0.02
ZZ62723		3.92	7.6	1.38	4.43	0.07	0.10	0.02	0.008	0.16	24.4	25.6	0.24	191	0.32	0.01
ZZ62724		6.32	15.2	2.34	8.56	0.07	<0.02	0.03	0.022	0.20	23.3	39.0	0.37	265	0.82	0.02
ZZ62725		3.25	10.1	1.76	5.19	<0.05	<0.02	0.03	0.012	0.10	9.5	7.2	0.16	5030	1.03	0.02
ZZ62726		2.74	5.9	1.60	4.89	<0.05	<0.02	0.06	0.009	0.06	10.0	10.2	0.20	196	0.81	0.02
ZZ62727		7.01	13.6	3.20	9.60	0.05	<0.02	0.06	0.023	0.12	15.1	33.6	0.45	669	0.94	0.01
ZZ62728		2.40	9.8	1.28	4.14	<0.05	<0.02	0.04	0.007	0.05	7.5	10.4	0.17	182	0.56	0.03
ZZ62729		5.63	11.5	2.10	7.73	0.05	<0.02	0.04	0.020	0.08	19.7	18.4	0.30	180	0.97	0.01
ZZ62730		4.65	15.1	2.95	8.44	0.05	0.02	0.04	0.027	0.16	20.5	38.0	0.55	303	1.04	0.01
ZZ62731		3.63	6.3	1.39	4.54	0.07	<0.02	0.03	0.009	0.12	20.9	23.8	0.23	203	0.46	0.01
ZZ62732		5.67	8.8	2.03	6.78	0.07	<0.02	0.04	0.018	0.15	30.5	32.0	0.32	226	0.63	0.01
ZZ62733		3.23	8.0	1.12	3.69	<0.05	<0.02	0.04	0.006	0.05	9.2	7.9	0.11	207	0.69	0.03
ZZ62734		3.84	5.3	0.97	3.78	<0.05	<0.02	0.03	<0.005	0.06	8.5	11.0	0.12	637	0.55	0.03
ZZ62735		5.92	11.6	2.09	7.42	0.06	<0.02	0.04	0.021	0.12	20.1	33.2	0.33	298	0.87	0.02
ZZ62736		4.43	9.3	1.81	6.32	0.06	0.02	0.01	0.012	0.17	20.1	33.7	0.31	231	0.44	0.02
ZZ62737		4.20	6.0	1.56	6.45	0.05	<0.02	0.04	0.011	0.09	20.0	15.5	0.15	83	0.63	0.01
ZZ62738		0.98	3.2	0.36	1.75	<0.05	<0.02	0.03	<0.005	0.03	3.5	2.0	0.05	31	0.29	0.03
ZZ62739		2.97	6.9	1.24	4.32	0.05	<0.02	0.02	0.011	0.08	13.9	13.0	0.18	128	0.47	0.02
ZZ62740		3.77	9.3	1.96	6.42	0.05	<0.02	0.02	0.013	0.09	16.4	17.5	0.28	283	0.95	0.01
ZZ62741		2.04	11.5	1.46	5.61	<0.05	<0.02	0.04	0.010	0.04	9.0	5.0	0.09	84	1.05	0.02
ZZ62742		3.85	12.0	1.49	4.71	<0.05	<0.02	0.05	0.013	0.08	15.0	14.1	0.19	194	0.66	0.03
ZZ62743		3.95	24.9	1.92	6.25	0.08	<0.02	0.03	0.017	0.09	29.7	20.2	0.27	181	0.86	0.02
ZZ62744		2.80	5.6	0.77	3.39	<0.05	<0.02	0.03	0.005	0.05	6.1	7.2	0.10	66	0.38	0.03

***** See Appendix Page for comments regarding this certificate *****

ALS Canada Ltd.
2103 Dollarton Hwy
North Vancouver BC V7H 0A7
Phone: 604 984 0221 Fax: 604 984 0218 www.alsglobal.com

To: **SILVER RANGE RESOURCES LTD.**
C/O ARCHER, CATHRO & ASSOCIATES (1981) LIMITED
1016-510 W HASTINGS ST
VANCOUVER BC V6B 1L8

Finalized Date: 29-AUG-2012
Account: RANSIL

Project: KEG (Vat Claims)

CERTIFICATE OF ANALYSIS WH12189035

Sample Description	Method	ME-MS41	ME-MS41	ME-MS41	ME-MS41	ME-MS41	ME-MS41	ME-MS41	ME-MS41	ME-MS41	ME-MS41	ME-MS41	ME-MS41	ME-MS41	ME-MS41	ME-MS41
	Analyte	Nb	Ni	P	Pb	Rb	Re	S	Sb	Sc	Se	Sn	Sr	Ta	Te	Th
	Units	ppm	ppm	ppm	ppm	ppm	ppm	%	ppm	ppm	ppm	ppm	ppm	ppm	ppm	ppm
	LOR	0.05	0.2	10	0.2	0.1	0.001	0.01	0.05	0.1	0.2	0.2	0.2	0.01	0.01	0.2
ZZ62682		1.53	18.6	800	17.1	26.8	0.001	0.02	0.42	2.8	0.7	0.9	15.0	<0.01	0.01	4.5
ZZ62683		1.12	22.6	890	16.0	19.9	<0.001	0.02	0.75	2.6	0.5	0.6	17.4	<0.01	0.02	2.2
ZZ62684		2.10	23.8	710	23.7	39.1	0.001	0.02	0.38	3.8	0.2	1.3	20.3	<0.01	0.01	7.6
ZZ62685		0.63	8.6	440	8.6	14.6	0.001	0.03	0.15	1.0	0.3	0.7	12.3	<0.01	<0.01	0.3
ZZ62686		1.86	19.6	690	19.6	38.5	0.001	0.03	0.23	3.3	0.4	1.3	26.5	<0.01	0.01	4.1
ZZ62687		1.79	19.1	500	21.4	48.8	0.001	0.03	0.36	2.7	0.3	1.3	18.6	<0.01	0.01	1.3
ZZ62688		1.77	22.7	650	21.3	31.6	0.001	0.03	0.29	3.1	0.5	1.3	34.6	<0.01	0.02	1.7
ZZ62689		0.47	7.5	630	16.8	12.8	0.001	0.04	0.13	0.7	0.4	0.6	19.1	<0.01	0.01	0.2
ZZ62690		1.43	20.0	630	29.5	36.4	0.001	0.04	0.34	2.5	0.4	1.2	23.7	<0.01	0.01	0.8
ZZ62691		1.07	13.5	630	31.3	46.6	0.001	0.05	0.34	1.4	0.3	1.2	17.4	<0.01	0.02	0.5
ZZ62692		1.74	18.9	550	23.4	39.3	<0.001	0.05	0.31	2.4	0.4	1.4	19.8	<0.01	0.01	0.7
ZZ62693		1.68	19.0	690	21.8	30.8	0.001	0.05	0.28	2.9	0.2	1.1	36.9	<0.01	0.03	1.3
ZZ62717		1.17	11.3	860	20.0	33.8	0.001	0.02	0.56	1.5	0.3	1.4	9.0	<0.01	0.02	2.8
ZZ62718		0.55	13.7	1310	35.1	46.4	0.001	0.12	0.74	0.5	<0.2	1.8	15.7	<0.01	0.02	<0.2
ZZ62719		1.46	6.5	720	25.8	38.9	0.001	0.02	0.29	1.4	0.7	1.7	6.7	<0.01	<0.01	8.5
ZZ62720		0.48	5.5	430	10.4	20.0	<0.001	0.03	0.34	0.5	<0.2	1.0	10.4	<0.01	<0.01	0.3
ZZ62721		0.52	10.1	810	22.4	27.9	<0.001	0.06	0.35	0.8	0.5	1.5	15.2	<0.01	0.02	0.4
ZZ62722		0.83	8.2	740	20.7	33.1	<0.001	0.02	0.24	1.4	0.5	1.4	9.2	<0.01	0.01	2.3
ZZ62723		0.84	6.7	820	17.1	33.7	0.001	0.01	0.22	1.7	0.3	1.3	9.7	<0.01	0.01	11.0
ZZ62724		0.97	13.7	670	27.7	50.3	<0.001	0.03	0.45	1.8	0.6	2.1	15.3	<0.01	0.02	1.7
ZZ62725		0.30	7.6	630	31.2	58.6	<0.001	0.04	0.32	0.3	0.4	0.8	18.3	<0.01	0.02	<0.2
ZZ62726		0.90	6.7	380	12.8	26.7	<0.001	0.02	0.28	1.0	0.3	0.8	7.1	<0.01	0.02	0.6
ZZ62727		1.39	43.7	500	46.6	36.7	<0.001	0.02	0.41	2.0	0.3	1.8	8.5	<0.01	0.01	1.8
ZZ62728		0.32	6.5	690	10.5	15.0	<0.001	0.05	0.22	0.4	0.3	0.6	9.2	<0.01	0.01	<0.2
ZZ62729		1.02	12.4	480	23.5	28.4	<0.001	0.03	0.35	1.4	0.6	1.4	11.5	<0.01	0.03	0.7
ZZ62730		1.67	22.7	410	32.7	36.8	<0.001	0.03	0.49	3.0	0.4	1.3	18.8	<0.01	0.02	4.1
ZZ62731		0.61	7.7	710	14.1	28.3	<0.001	0.03	0.27	0.8	0.6	1.2	7.4	<0.01	0.01	1.4
ZZ62732		1.08	10.5	790	26.7	36.3	<0.001	0.03	0.36	1.5	0.7	1.6	12.6	<0.01	0.01	3.5
ZZ62733		0.27	5.4	960	10.4	14.3	<0.001	0.07	0.23	0.3	0.5	0.7	12.0	<0.01	0.02	<0.2
ZZ62734		0.17	5.0	850	12.6	18.2	0.001	0.06	0.16	0.2	0.5	0.6	13.9	<0.01	<0.01	<0.2
ZZ62735		0.54	12.9	940	28.1	34.9	<0.001	0.05	0.38	1.0	0.8	1.5	16.7	<0.01	0.02	0.3
ZZ62736		1.17	10.1	600	17.4	39.5	<0.001	0.02	0.31	1.9	0.7	1.6	12.8	<0.01	<0.01	3.9
ZZ62737		0.93	6.1	480	19.5	26.3	0.001	0.02	0.30	0.8	0.3	1.6	4.9	<0.01	0.02	2.1
ZZ62738		0.46	1.9	440	3.5	6.7	<0.001	0.02	0.12	0.3	<0.2	0.3	8.4	<0.01	<0.01	0.2
ZZ62739		0.41	6.4	480	11.4	19.1	<0.001	0.03	0.24	0.6	<0.2	0.9	6.8	<0.01	0.01	0.6
ZZ62740		0.77	9.9	560	21.5	23.8	<0.001	0.03	0.44	1.1	0.5	1.2	8.2	<0.01	0.01	1.3
ZZ62741		0.77	6.3	430	11.4	9.8	<0.001	0.04	0.48	0.6	0.6	0.8	6.6	<0.01	0.02	0.3
ZZ62742		0.42	7.8	910	29.1	21.2	<0.001	0.06	0.30	0.5	0.3	0.8	17.3	<0.01	0.01	0.2
ZZ62743		0.77	15.4	720	28.4	21.7	<0.001	0.04	0.35	1.3	0.6	1.0	10.1	<0.01	0.01	0.6
ZZ62744		0.32	3.5	430	9.7	10.5	<0.001	0.03	0.12	0.4	0.3	0.6	9.9	<0.01	0.01	<0.2

***** See Appendix Page for comments regarding this certificate *****

ALS Canada Ltd.
2103 Dollarton Hwy
North Vancouver BC V7H 0A7
Phone: 604 984 0221 Fax: 604 984 0218 www.alsglobal.com

To: **SILVER RANGE RESOURCES LTD.**
C/O ARCHER, CATHRO & ASSOCIATES (1981) LIMITED
1016- 510 W HASTINGS ST
VANCOUVER BC V6B 1L8

Finalized Date: 29- AUG- 2012
Account: RANSIL

Project: KEG (Vat Claims)

CERTIFICATE OF ANALYSIS WH12189035

Sample Description	Method	ME-MS41	ME-MS41	ME-MS41	ME-MS41	ME-MS41	ME-MS41	ME-MS41	ME-MS41
	Analyte	Ti	Tl	U	V	W	Y	Zn	Zr
	Units	%	ppm	ppm	ppm	ppm	ppm	ppm	ppm
	LOR	0.005	0.02	0.05	1	0.05	0.05	2	0.5
ZZ62682		0.053	0.20	2.14	27	0.56	7.20	60	0.8
ZZ62683		0.048	0.20	5.52	43	0.37	7.89	74	<0.5
ZZ62684		0.070	0.31	2.21	34	0.39	7.48	74	2.0
ZZ62685		0.040	0.13	3.62	25	0.20	2.82	43	<0.5
ZZ62686		0.081	0.28	4.97	32	0.48	7.24	70	0.5
ZZ62687		0.071	0.26	3.30	46	0.41	3.96	109	<0.5
ZZ62688		0.068	0.29	4.76	39	0.29	6.73	76	<0.5
ZZ62689		0.028	0.18	22.9	19	0.10	3.59	58	<0.5
ZZ62690		0.069	0.25	19.75	43	0.29	7.46	113	<0.5
ZZ62691		0.042	0.29	27.1	43	0.21	6.96	89	<0.5
ZZ62692		0.073	0.25	18.25	48	0.31	5.88	85	<0.5
ZZ62693		0.074	0.24	70.2	39	0.24	14.85	71	<0.5
ZZ62717		0.057	0.33	3.45	28	0.21	6.84	79	0.5
ZZ62718		0.024	0.38	18.30	41	0.27	8.21	104	<0.5
ZZ62719		0.049	0.36	3.54	19	0.16	6.94	72	1.7
ZZ62720		0.033	0.17	2.16	22	0.16	2.60	46	<0.5
ZZ62721		0.028	0.31	7.08	28	0.17	5.10	76	<0.5
ZZ62722		0.043	0.30	4.81	21	0.20	6.10	60	0.5
ZZ62723		0.049	0.31	4.12	17	0.12	8.62	58	5.4
ZZ62724		0.054	0.46	5.55	34	0.20	5.80	100	0.7
ZZ62725		0.024	0.18	0.69	31	0.15	1.55	161	<0.5
ZZ62726		0.040	0.15	0.73	34	0.22	1.51	40	<0.5
ZZ62727		0.048	0.38	1.99	42	0.43	2.86	94	0.5
ZZ62728		0.027	0.12	1.27	24	0.12	1.82	34	<0.5
ZZ62729		0.034	0.24	5.01	40	0.36	4.03	58	<0.5
ZZ62730		0.045	0.29	2.75	42	0.50	4.36	91	0.7
ZZ62731		0.039	0.23	2.77	19	0.13	5.36	55	<0.5
ZZ62732		0.049	0.39	6.74	26	0.22	7.56	76	0.6
ZZ62733		0.022	0.14	4.73	21	0.12	3.02	30	<0.5
ZZ62734		0.015	0.18	12.05	16	0.08	3.76	42	<0.5
ZZ62735		0.031	0.27	19.15	30	0.19	6.86	86	<0.5
ZZ62736		0.066	0.29	3.27	26	0.29	6.02	63	0.7
ZZ62737		0.044	0.26	2.23	22	0.18	3.75	43	<0.5
ZZ62738		0.020	0.04	1.03	7	0.08	1.28	17	<0.5
ZZ62739		0.026	0.16	2.10	16	0.13	3.13	45	<0.5
ZZ62740		0.038	0.23	3.08	28	0.23	4.04	63	<0.5
ZZ62741		0.040	0.12	0.72	35	0.22	1.63	32	<0.5
ZZ62742		0.024	0.20	9.40	22	0.16	4.43	52	<0.5
ZZ62743		0.033	0.26	7.97	27	0.20	8.21	57	0.5
ZZ62744		0.022	0.11	1.56	12	0.11	1.35	25	<0.5

***** See Appendix Page for comments regarding this certificate *****

ALS Canada Ltd.
2103 Dollarton Hwy
North Vancouver BC V7H 0A7
Phone: 604 984 0221 Fax: 604 984 0218 www.alsglobal.com

To: **SILVER RANGE RESOURCES LTD.**
C/O ARCHER, CATHRO & ASSOCIATES (1981) LIMITED
1016-510 W HASTINGS ST
VANCOUVER BC V6B 1L8

Finalized Date: 29-AUG-2012
Account: RANSIL

Project: KEG (Vat Claims)

CERTIFICATE OF ANALYSIS WH12189035

Sample Description	Method	WEI-21	Au-ICP21	ME-MS41	ME-MS41	ME-MS41	ME-MS41	ME-MS41	ME-MS41	ME-MS41	ME-MS41	ME-MS41	ME-MS41	ME-MS41	ME-MS41	ME-MS41
	Analyte	Recvd Wt.	Au	Ag	Al	As	Au	B	Ba	Be	Bi	Ca	Cd	Ce	Co	Cr
	Units	kg	ppm	ppm	%	ppm	ppm	ppm	ppm	ppm	ppm	%	ppm	ppm	ppm	ppm
	LOR	0.02	0.001	0.01	0.01	0.1	0.2	10	10	0.05	0.01	0.01	0.01	0.02	0.1	1
ZZ62745		0.22	<0.001	0.22	1.31	15.4	<0.2	<10	80	1.43	0.93	0.07	0.14	23.0	3.7	15
ZZ62746		0.28	0.001	0.26	0.90	6.9	<0.2	<10	60	0.66	0.37	0.06	0.20	20.1	2.8	12
ZZ62747		0.29	0.002	0.34	1.39	14.0	<0.2	<10	100	1.41	0.69	0.09	0.11	31.6	4.7	20
ZZ62748		0.20	<0.001	0.90	1.63	20.6	<0.2	<10	120	2.68	2.44	0.09	0.13	38.2	5.9	17
ZZ62749		0.21	0.004	0.59	1.36	14.1	<0.2	<10	100	1.42	1.08	0.08	0.13	30.5	3.9	18
ZZ62750		0.24	0.001	0.28	1.03	6.0	<0.2	<10	70	1.32	0.46	0.07	0.09	28.5	3.3	14
ZZ62993		0.49	0.003	0.14	1.25	10.3	<0.2	<10	80	1.77	0.83	0.10	0.13	43.0	4.8	18
ZZ62994		0.28	<0.001	0.13	0.34	2.4	<0.2	<10	50	0.38	0.24	0.05	0.10	12.45	2.2	5
ZZ62995		0.23	<0.001	0.34	0.82	9.5	<0.2	<10	60	1.06	0.70	0.05	0.15	34.8	3.1	11
ZZ62996		0.29	0.001	0.49	0.89	6.1	<0.2	<10	60	1.35	0.58	0.09	0.09	23.9	2.7	10
ZZ62997		0.32	0.001	0.27	1.57	14.0	<0.2	<10	100	1.91	0.82	0.11	0.18	37.4	6.1	24
ZZ62998		0.30	0.001	0.34	1.35	13.2	<0.2	<10	100	2.29	1.20	0.08	0.15	54.5	4.6	19
DD017931		0.26	0.001	0.31	1.48	29.1	<0.2	<10	80	1.10	0.67	0.11	0.14	38.5	5.7	23
DD017932		0.16	0.006	0.25	0.90	12.5	<0.2	<10	60	0.89	0.45	0.11	0.11	34.1	3.3	12
DD017933		0.26	<0.001	0.11	1.27	16.5	<0.2	<10	120	0.67	0.56	0.12	0.20	31.7	6.8	22
DD017934		0.20	<0.001	0.07	0.31	3.0	<0.2	<10	40	0.14	0.12	0.05	0.09	6.17	1.7	5
DD017935		0.15	<0.001	0.37	0.63	13.5	<0.2	<10	80	0.42	0.33	0.16	0.12	15.15	2.6	9
DD017936		0.21	<0.001	0.61	0.95	6.4	<0.2	<10	160	1.07	0.38	0.16	0.34	36.8	4.9	13
DD017937		0.26	0.002	0.71	1.02	28.3	<0.2	<10	100	2.73	0.41	0.34	0.05	51.0	3.4	10
DD017938		0.09	0.001	0.37	0.80	8.8	<0.2	<10	170	0.45	0.51	0.19	0.49	19.25	6.2	14
DD017939		0.17	0.002	0.45	1.78	17.0	<0.2	<10	170	1.34	0.78	0.18	0.28	32.7	6.9	28
DD017940		0.32	0.001	0.41	1.89	19.5	<0.2	<10	150	1.58	0.57	0.16	0.27	34.4	7.1	28
CC106851		0.13	0.006	0.78	0.56	3.1	<0.2	<10	320	0.79	0.35	0.35	1.93	26.2	5.6	8
CC106852		0.22	<0.001	0.21	1.02	9.9	<0.2	<10	60	0.86	0.47	0.11	0.16	28.5	4.0	15
CC106853		0.14	<0.001	0.95	1.32	8.2	<0.2	<10	110	1.34	1.01	0.30	0.73	47.6	4.9	20
CC106854		0.11	0.001	0.53	1.20	7.3	<0.2	<10	310	1.12	0.62	1.06	0.74	27.3	7.3	17
CC106855		0.22	0.001	0.30	1.34	11.4	<0.2	<10	80	0.76	0.74	0.21	0.20	32.2	4.6	18
CC106856		0.21	<0.001	0.15	0.54	1.0	<0.2	<10	50	0.24	0.09	0.10	0.09	5.06	1.3	3
CC106857		0.23	<0.001	0.16	0.90	3.9	<0.2	<10	60	0.62	0.27	0.13	0.14	14.35	3.0	8
CC106858		0.28	0.001	0.15	0.92	6.1	<0.2	<10	70	0.74	0.44	0.08	0.13	22.2	3.4	12
CC106859		0.14	0.002	0.49	1.39	11.7	<0.2	<10	90	1.58	0.90	0.18	0.24	42.2	4.8	19
CC106860		0.18	0.001	0.30	0.86	25.9	<0.2	<10	90	0.58	0.81	0.09	0.36	25.9	3.7	15
CC106861		0.13	<0.001	0.12	1.33	18.5	<0.2	<10	80	2.23	0.83	0.29	0.10	50.6	4.3	15
CC106862		0.25	0.001	0.43	1.33	18.5	<0.2	<10	110	1.38	0.96	0.15	0.17	38.5	5.3	18
CC106863		0.22	<0.001	0.36	0.89	32.0	<0.2	<10	60	1.19	0.70	0.13	0.24	35.3	3.6	10
CC106864		0.21	<0.001	0.20	1.07	12.3	<0.2	<10	70	1.92	0.78	0.18	0.17	34.8	3.5	15
CC106865		0.12	<0.001	0.25	0.73	9.2	<0.2	<10	50	0.57	0.56	0.06	0.12	25.1	2.0	11
CC106866		0.21	0.001	0.33	0.85	14.6	<0.2	<10	60	0.66	0.70	0.07	0.10	29.2	2.7	13
CC106867		0.16	0.003	0.25	0.49	6.7	<0.2	<10	90	0.23	0.52	0.05	0.32	26.3	1.7	8
CC106868		0.16	0.007	0.19	0.97	7.4	<0.2	<10	60	1.63	0.96	0.24	0.29	76.3	5.6	13

***** See Appendix Page for comments regarding this certificate *****

ALS Canada Ltd.
2103 Dollarton Hwy
North Vancouver BC V7H 0A7
Phone: 604 984 0221 Fax: 604 984 0218 www.alsglobal.com

To: **SILVER RANGE RESOURCES LTD.**
C/O ARCHER, CATHRO & ASSOCIATES (1981) LIMITED
1016-510 W HASTINGS ST
VANCOUVER BC V6B 1L8

Finalized Date: 29-AUG-2012
Account: RANSIL

Project: KEG (Vat Claims)

CERTIFICATE OF ANALYSIS WH12189035

Sample Description	Method	ME-MS41	ME-MS41	ME-MS41	ME-MS41	ME-MS41	ME-MS41	ME-MS41	ME-MS41	ME-MS41	ME-MS41	ME-MS41	ME-MS41	ME-MS41	ME-MS41	ME-MS41
	Analyte	Cs	Cu	Fe	Ga	Ge	Hf	Hg	In	K	La	Li	Mg	Mn	Mo	Na
	Units	ppm	ppm	%	ppm	ppm	ppm	ppm	ppm	%	ppm	ppm	%	ppm	ppm	%
	LOR	0.05	0.2	0.01	0.05	0.05	0.02	0.01	0.005	0.01	0.2	0.1	0.01	5	0.05	0.01
ZZ62745		7.28	17.8	2.11	6.68	<0.05	<0.02	0.03	0.014	0.07	11.7	14.0	0.20	257	1.01	0.02
ZZ62746		2.93	15.0	1.53	5.45	<0.05	<0.02	0.03	0.012	0.04	11.4	5.6	0.13	100	1.14	0.02
ZZ62747		5.14	17.0	2.39	7.01	<0.05	<0.02	0.04	0.020	0.06	17.6	16.6	0.29	185	1.30	0.01
ZZ62748		9.56	17.1	2.76	8.62	0.05	<0.02	0.04	0.028	0.11	19.7	33.5	0.33	404	0.94	0.02
ZZ62749		7.02	17.1	2.05	6.91	0.05	<0.02	0.05	0.023	0.06	16.8	15.5	0.26	171	1.20	0.01
ZZ62750		3.50	14.0	1.67	5.16	0.05	<0.02	0.03	0.014	0.04	18.2	8.2	0.18	128	1.11	0.02
ZZ62993		4.35	10.2	2.22	7.21	0.06	<0.02	0.02	0.016	0.11	26.8	32.0	0.36	201	0.92	0.01
ZZ62994		2.82	4.2	0.79	3.46	<0.05	<0.02	0.01	<0.005	0.03	7.3	1.3	0.04	247	0.71	0.03
ZZ62995		5.37	8.4	1.56	5.88	0.05	<0.02	0.05	0.012	0.09	19.9	11.5	0.17	140	0.87	0.02
ZZ62996		3.61	10.5	1.47	4.68	0.05	<0.02	0.05	0.008	0.06	18.0	9.6	0.15	149	0.62	0.02
ZZ62997		4.43	13.8	2.78	7.28	0.06	<0.02	0.03	0.023	0.09	20.3	32.9	0.43	298	1.30	0.01
ZZ62998		5.03	10.0	2.56	7.21	0.07	<0.02	0.02	0.017	0.08	29.6	33.7	0.32	244	0.89	0.01
DD017931		4.68	11.4	2.49	7.51	0.06	<0.02	0.06	0.022	0.15	19.0	29.3	0.43	198	0.86	0.01
DD017932		2.92	11.0	1.51	5.15	0.05	<0.02	0.05	0.012	0.07	18.3	14.3	0.23	119	0.67	0.01
DD017933		2.83	10.1	2.43	6.81	0.05	<0.02	0.05	0.018	0.13	16.3	22.6	0.40	662	0.90	0.01
DD017934		0.86	2.1	0.70	2.01	<0.05	<0.02	0.04	<0.005	0.04	3.5	4.1	0.08	67	0.27	0.03
DD017935		2.71	5.5	1.02	3.78	<0.05	<0.02	0.06	0.005	0.06	9.7	8.4	0.14	192	0.55	0.02
DD017936		2.21	11.2	1.52	4.22	0.05	<0.02	0.07	0.013	0.08	25.3	11.7	0.20	262	0.64	0.02
DD017937		4.67	18.2	1.36	4.17	0.15	<0.02	0.07	0.012	0.06	75.9	11.6	0.14	135	0.43	0.03
DD017938		3.90	9.5	1.88	5.08	<0.05	<0.02	0.08	0.013	0.10	10.1	10.6	0.19	1100	0.97	0.01
DD017939		4.34	10.7	2.80	8.22	0.05	<0.02	0.05	0.020	0.14	17.2	30.8	0.43	349	1.19	0.01
DD017940		4.00	11.0	3.20	7.87	0.05	<0.02	0.07	0.025	0.11	17.8	31.5	0.48	363	1.45	0.01
CC106851		2.07	8.8	1.06	3.35	<0.05	<0.02	0.10	0.008	0.08	14.4	5.2	0.10	1590	0.62	0.01
CC106852		3.25	6.3	1.67	5.11	<0.05	<0.02	0.05	0.012	0.09	14.6	21.9	0.30	154	0.45	0.02
CC106853		5.88	19.7	2.17	7.02	0.08	<0.02	0.08	0.018	0.13	35.9	21.3	0.32	271	1.02	0.01
CC106854		3.87	12.3	2.01	5.52	<0.05	0.02	0.11	0.016	0.14	12.8	20.0	0.32	1100	0.86	0.02
CC106855		4.01	8.7	2.21	7.44	<0.05	<0.02	0.03	0.017	0.15	15.5	35.6	0.38	177	0.84	0.01
CC106856		0.81	3.9	0.64	2.64	<0.05	0.03	0.05	<0.005	0.03	2.6	2.4	0.03	35	0.18	0.04
CC106857		2.67	7.3	1.20	4.00	<0.05	<0.02	0.04	0.007	0.05	7.1	10.1	0.11	215	0.46	0.02
CC106858		3.92	7.2	1.51	4.93	<0.05	<0.02	0.04	0.011	0.07	12.4	19.8	0.21	112	0.69	0.02
CC106859		5.09	9.6	2.45	6.64	0.06	<0.02	0.05	0.018	0.13	20.0	32.8	0.34	209	0.87	0.01
CC106860		7.20	7.6	1.79	5.41	<0.05	<0.02	0.04	0.015	0.09	12.8	15.7	0.21	256	1.07	0.01
CC106861		9.21	8.4	1.93	7.27	0.06	<0.02	0.03	0.015	0.13	26.5	53.7	0.40	208	0.58	0.01
CC106862		5.61	7.8	2.23	6.75	0.05	<0.02	0.08	0.016	0.12	20.6	33.4	0.33	258	0.89	0.01
CC106863		4.25	7.7	2.36	4.52	<0.05	<0.02	0.06	0.016	0.09	16.3	15.9	0.18	308	0.81	<0.01
CC106864		8.23	9.4	1.92	5.68	0.05	<0.02	0.05	0.015	0.10	21.5	28.9	0.26	162	0.88	0.01
CC106865		5.40	6.3	1.17	5.16	<0.05	<0.02	0.06	0.007	0.07	15.9	15.6	0.17	84	0.76	0.01
CC106866		3.76	6.6	1.62	5.81	<0.05	<0.02	0.05	0.010	0.09	14.9	20.7	0.21	106	0.70	0.01
CC106867		2.78	4.8	1.03	5.77	<0.05	<0.02	0.05	<0.005	0.06	13.9	4.5	0.07	81	1.00	0.01
CC106868		3.89	8.1	2.28	4.78	0.08	0.02	0.03	0.023	0.10	29.9	21.1	0.30	244	0.62	0.01

***** See Appendix Page for comments regarding this certificate *****

ALS Canada Ltd.
2103 Dollarton Hwy
North Vancouver BC V7H 0A7
Phone: 604 984 0221 Fax: 604 984 0218 www.alsglobal.com

To: **SILVER RANGE RESOURCES LTD.**
C/O ARCHER, CATHRO & ASSOCIATES (1981) LIMITED
1016-510 W HASTINGS ST
VANCOUVER BC V6B 1L8

Finalized Date: 29-AUG-2012
Account: RANSIL

Project: KEG (Vat Claims)

CERTIFICATE OF ANALYSIS WH12189035

Sample Description	Method	ME-MS41	ME-MS41	ME-MS41	ME-MS41	ME-MS41	ME-MS41	ME-MS41	ME-MS41	ME-MS41	ME-MS41	ME-MS41	ME-MS41	ME-MS41	ME-MS41	ME-MS41
	Analyte	Nb	Ni	P	Pb	Rb	Re	S	Sb	Sc	Se	Sn	Sr	Ta	Te	Th
	Units	ppm	ppm	ppm	ppm	ppm	ppm	%	ppm	ppm	ppm	ppm	ppm	ppm	ppm	ppm
	LOR	0.05	0.2	10	0.2	0.1	0.001	0.01	0.05	0.1	0.2	0.2	0.2	0.01	0.01	0.2
ZZ62745		0.44	9.3	830	28.8	21.5	<0.001	0.07	0.44	0.4	0.3	1.0	9.6	<0.01	0.02	<0.2
ZZ62746		0.41	7.9	510	18.0	9.7	<0.001	0.05	0.43	0.3	0.2	0.6	8.0	<0.01	0.03	<0.2
ZZ62747		0.76	11.7	630	33.5	15.2	<0.001	0.05	0.52	0.9	0.6	1.1	10.2	<0.01	0.03	0.3
ZZ62748		0.72	11.3	800	92.2	33.1	<0.001	0.05	0.44	1.1	0.6	1.7	10.0	<0.01	0.05	0.9
ZZ62749		0.75	10.6	820	47.5	17.6	<0.001	0.07	0.48	0.7	0.4	1.2	10.5	<0.01	0.01	0.3
ZZ62750		0.42	8.8	560	30.5	8.1	<0.001	0.05	0.43	0.4	0.5	0.8	8.5	<0.01	0.02	<0.2
ZZ62993		1.14	11.8	300	28.8	31.6	<0.001	0.02	0.39	1.6	0.6	1.4	10.8	<0.01	0.02	2.4
ZZ62994		0.41	2.5	250	17.6	9.8	<0.001	0.02	0.20	0.3	0.4	0.5	7.0	<0.01	0.02	<0.2
ZZ62995		0.52	6.9	560	17.1	23.1	<0.001	0.05	0.34	0.5	0.4	1.2	8.4	<0.01	0.03	0.2
ZZ62996		0.23	5.7	940	16.2	15.0	<0.001	0.08	0.23	0.2	0.6	0.9	9.0	<0.01	0.02	<0.2
ZZ62997		1.30	15.0	460	40.6	25.1	<0.001	0.02	0.58	2.0	0.7	1.1	9.9	<0.01	0.02	2.6
ZZ62998		0.86	10.5	430	33.2	22.4	<0.001	0.02	0.36	1.3	0.5	1.4	8.2	<0.01	0.01	1.7
DD017931		1.20	15.9	390	22.0	57.2	0.001	0.02	0.41	1.9	0.2	1.4	9.7	<0.01	0.02	2.0
DD017932		0.70	9.5	420	19.8	22.4	0.001	0.03	0.31	0.9	0.3	0.9	10.5	<0.01	0.03	0.7
DD017933		1.09	16.5	480	20.9	33.7	0.001	0.01	0.48	2.0	0.5	1.0	9.9	<0.01	0.05	2.4
DD017934		0.34	3.1	210	4.4	8.7	0.001	0.01	0.09	0.5	<0.2	0.3	7.1	<0.01	0.01	0.5
DD017935		0.44	5.7	420	11.9	19.1	0.001	0.03	0.17	0.5	0.2	0.6	11.6	<0.01	0.01	0.2
DD017936		0.57	10.0	440	21.7	27.2	0.001	0.03	0.27	0.7	0.3	0.6	15.3	<0.01	0.01	0.3
DD017937		0.47	8.2	710	24.8	11.1	0.001	0.03	0.23	1.2	0.7	0.5	21.8	<0.01	0.01	1.0
DD017938		0.42	9.5	620	21.9	37.1	0.001	0.05	0.43	0.5	0.3	0.9	14.6	<0.01	0.03	0.2
DD017939		1.38	18.2	470	28.4	39.5	0.001	0.03	0.61	2.2	0.5	1.5	16.0	<0.01	0.03	3.1
DD017940		1.51	19.5	370	37.5	30.6	0.001	0.02	0.76	2.4	0.4	1.1	15.4	<0.01	0.02	3.5
CC106851		0.34	8.1	840	21.7	22.9	0.001	0.06	0.33	0.3	0.2	0.6	30.7	<0.01	0.02	0.3
CC106852		0.84	9.7	260	22.1	27.8	0.001	0.01	0.23	1.3	0.3	0.9	9.0	<0.01	0.01	2.3
CC106853		1.17	13.2	480	41.1	41.3	0.001	0.05	0.34	1.2	0.6	1.3	20.7	<0.01	0.03	0.9
CC106854		1.15	14.3	820	26.8	47.0	0.001	0.08	0.38	1.1	0.5	0.9	55.7	<0.01	0.03	0.7
CC106855		0.92	12.1	440	18.2	56.4	0.001	0.02	0.45	1.1	0.3	1.5	19.3	<0.01	0.02	0.8
CC106856		0.50	1.9	290	3.5	4.4	0.001	0.02	0.06	0.3	0.2	0.2	11.0	<0.01	0.01	0.4
CC106857		0.88	4.3	420	10.1	19.2	0.002	0.02	0.15	0.7	0.3	0.5	11.0	0.01	0.01	0.7
CC106858		0.78	8.4	310	14.8	21.7	0.001	0.02	0.26	0.9	<0.2	0.9	8.7	<0.01	0.02	0.8
CC106859		1.28	12.5	450	29.4	33.6	0.001	0.02	0.37	1.7	0.5	1.4	13.4	<0.01	0.02	3.7
CC106860		0.88	9.1	340	27.5	41.2	0.001	0.02	0.41	1.0	0.2	1.1	8.5	<0.01	0.03	0.9
CC106861		1.34	9.6	340	28.0	52.4	0.001	0.01	0.26	1.5	0.3	2.0	24.0	<0.01	0.02	3.9
CC106862		1.25	10.9	420	29.9	40.3	0.001	0.03	0.38	1.4	0.4	1.5	12.3	<0.01	0.02	2.0
CC106863		0.51	7.1	540	31.7	29.2	0.001	0.02	0.34	0.8	0.4	0.8	7.5	<0.01	0.02	2.2
CC106864		0.81	9.7	510	30.1	31.4	0.001	0.03	0.34	0.9	0.4	1.2	11.8	<0.01	0.02	0.9
CC106865		0.67	6.3	400	17.1	24.9	0.001	0.03	0.22	0.6	0.3	1.0	6.2	<0.01	0.01	0.3
CC106866		1.02	7.8	410	18.4	32.8	0.001	0.02	0.25	1.0	0.3	1.2	6.5	<0.01	0.01	1.6
CC106867		0.93	5.2	240	9.2	28.6	0.001	0.02	0.34	0.8	0.2	1.3	6.2	<0.01	0.02	1.1
CC106868		0.51	11.1	840	39.1	22.9	0.001	0.01	0.40	1.4	0.5	0.9	13.3	<0.01	0.01	4.7

***** See Appendix Page for comments regarding this certificate *****

ALS Canada Ltd.
2103 Dollarton Hwy
North Vancouver BC V7H 0A7
Phone: 604 984 0221 Fax: 604 984 0218 www.alsglobal.com

To: **SILVER RANGE RESOURCES LTD.**
C/O ARCHER, CATHRO & ASSOCIATES (1981) LIMITED
1016-510 W HASTINGS ST
VANCOUVER BC V6B 1L8

Finalized Date: 29-AUG-2012
Account: RANSIL

Project: KEG (Vat Claims)

CERTIFICATE OF ANALYSIS WH12189035

Sample Description	Method	ME-MS41	ME-MS41	ME-MS41	ME-MS41	ME-MS41	ME-MS41	ME-MS41	ME-MS41
	Analyte	Ti	Tl	U	V	W	Y	Zn	Zr
	Units	%	ppm	ppm	ppm	ppm	ppm	ppm	ppm
	LOR	0.005	0.02	0.05	1	0.05	0.05	2	0.5
ZZ62745		0.022	0.22	4.91	33	0.18	2.68	65	<0.5
ZZ62746		0.028	0.14	3.56	38	0.19	2.29	33	<0.5
ZZ62747		0.040	0.32	8.26	48	0.29	3.69	60	<0.5
ZZ62748		0.029	0.54	11.05	33	0.18	4.15	114	0.5
ZZ62749		0.029	0.32	11.15	38	0.25	3.19	63	<0.5
ZZ62750		0.025	0.22	11.20	34	0.20	3.66	39	<0.5
ZZ62993		0.046	0.24	4.69	33	0.21	4.13	77	0.5
ZZ62994		0.035	0.11	1.30	25	0.14	1.09	14	<0.5
ZZ62995		0.029	0.23	4.39	28	0.19	3.32	50	<0.5
ZZ62996		0.015	0.25	12.30	24	0.12	3.45	40	<0.5
ZZ62997		0.050	0.27	4.73	43	0.35	4.54	82	0.5
ZZ62998		0.034	0.32	6.38	32	0.17	4.78	88	0.5
DD017931		0.049	0.25	2.28	35	0.36	3.21	62	<0.5
DD017932		0.031	0.16	2.71	21	0.18	3.08	40	<0.5
DD017933		0.048	0.19	1.01	35	0.64	3.00	83	<0.5
DD017934		0.031	0.05	0.38	18	0.09	0.63	16	<0.5
DD017935		0.030	0.10	1.31	23	0.30	1.86	31	<0.5
DD017936		0.032	0.12	2.30	27	0.18	4.22	48	<0.5
DD017937		0.025	0.17	7.12	22	0.15	12.35	36	<0.5
DD017938		0.028	0.26	1.03	32	0.19	1.43	93	<0.5
DD017939		0.051	0.25	1.46	44	0.35	3.33	133	0.6
DD017940		0.048	0.29	1.03	51	0.39	2.82	139	0.7
CC106851		0.017	0.14	1.35	18	0.10	2.26	136	<0.5
CC106852		0.040	0.17	1.09	25	0.21	2.24	54	<0.5
CC106853		0.037	0.21	3.89	31	0.29	4.75	83	<0.5
CC106854		0.040	0.19	2.43	31	0.19	2.78	94	0.6
CC106855		0.045	0.27	1.14	35	0.25	2.58	83	<0.5
CC106856		0.031	0.04	0.31	16	0.05	0.69	9	1.1
CC106857		0.040	0.11	1.13	22	0.12	1.45	23	<0.5
CC106858		0.037	0.17	2.53	27	0.18	2.16	42	<0.5
CC106859		0.044	0.27	4.87	33	0.25	4.18	71	0.6
CC106860		0.039	0.21	1.51	33	0.95	1.95	65	<0.5
CC106861		0.056	0.33	6.29	24	0.16	4.72	80	0.7
CC106862		0.044	0.32	5.17	34	0.33	3.63	82	<0.5
CC106863		0.016	0.19	2.87	21	0.13	3.02	75	<0.5
CC106864		0.037	0.22	8.45	26	0.20	4.73	70	<0.5
CC106865		0.030	0.17	4.15	22	0.19	2.32	42	<0.5
CC106866		0.039	0.20	2.11	26	0.23	2.70	44	<0.5
CC106867		0.039	0.18	0.74	35	0.22	1.45	28	<0.5
CC106868		0.035	0.28	4.37	24	0.09	7.59	130	1.0

***** See Appendix Page for comments regarding this certificate *****

ALS Canada Ltd.
2103 Dollarton Hwy
North Vancouver BC V7H 0A7
Phone: 604 984 0221 Fax: 604 984 0218 www.alsglobal.com

To: **SILVER RANGE RESOURCES LTD.**
C/O ARCHER, CATHRO & ASSOCIATES (1981) LIMITED
1016-510 W HASTINGS ST
VANCOUVER BC V6B 1L8

Finalized Date: 29-AUG-2012
Account: RANSIL

Project: KEG (Vat Claims)

CERTIFICATE OF ANALYSIS WH12189035

Sample Description	Method	WEI-21	Au-ICP21	ME-MS41	ME-MS41	ME-MS41	ME-MS41	ME-MS41	ME-MS41	ME-MS41	ME-MS41	ME-MS41	ME-MS41	ME-MS41	ME-MS41	ME-MS41
	Analyte	Recvd Wt.	Au	Ag	Al	As	Au	B	Ba	Be	Bi	Ca	Cd	Ce	Co	Cr
	Units	kg	ppm	ppm	%	ppm	ppm	ppm	ppm	ppm	ppm	%	ppm	ppm	ppm	ppm
	LOR	0.02	0.001	0.01	0.01	0.1	0.2	10	10	0.05	0.01	0.01	0.01	0.02	0.1	1
CC106869		0.25	<0.001	0.40	0.80	7.9	<0.2	<10	70	0.72	0.53	0.07	0.18	32.6	2.8	9
CC106870		0.28	<0.001	0.38	0.71	8.3	<0.2	<10	60	0.83	0.57	0.11	0.29	26.1	3.0	10
CC106871		0.17	0.004	0.79	1.26	11.2	<0.2	<10	120	2.62	1.13	0.15	0.30	63.6	6.1	15
CC106872		0.20	<0.001	0.23	0.57	7.1	<0.2	<10	60	0.63	0.43	0.09	0.17	23.6	2.5	8
CC106873		0.17	0.002	0.23	1.23	36.6	<0.2	<10	130	1.68	0.82	0.19	0.26	39.3	5.2	16
CC106874		0.36	<0.001	0.42	0.76	33.1	<0.2	<10	60	1.18	0.41	0.08	0.17	28.1	2.6	8
CC106875		0.24	0.001	0.19	0.62	9.0	<0.2	<10	50	0.51	0.57	0.07	0.08	31.9	2.0	8
CC106876		0.23	0.004	0.22	0.73	13.0	<0.2	<10	80	0.59	0.78	0.07	0.20	36.8	2.6	11
CC106877		0.27	0.001	0.18	1.43	17.4	<0.2	<10	140	2.08	0.97	0.11	0.21	45.4	6.5	19
CC106878		0.19	<0.001	0.09	0.20	1.7	<0.2	<10	30	0.11	0.19	0.03	0.11	8.98	2.3	3
ZZ61850		0.29	<0.001	0.53	0.98	11.8	<0.2	<10	60	0.82	0.65	0.10	0.22	27.9	3.4	14
ZZ61851		0.29	0.001	0.18	1.06	6.7	<0.2	<10	80	1.04	0.82	0.19	0.25	38.3	5.9	14
ZZ61852		0.21	0.002	0.18	1.04	14.8	<0.2	<10	50	1.23	0.84	0.15	0.22	37.7	4.9	14
ZZ61853		0.20	0.002	0.71	1.16	8.6	<0.2	<10	70	2.10	1.42	0.09	0.25	48.8	2.8	10
ZZ61854		0.10	0.001	0.96	1.28	15.5	<0.2	<10	110	4.46	2.34	0.22	0.56	118.0	9.1	13
ZZ61855		0.18	0.003	0.45	0.95	9.0	<0.2	<10	100	2.37	1.04	0.26	0.33	40.5	6.7	8
ZZ61856		0.26	0.001	0.54	0.98	16.9	<0.2	<10	50	0.78	1.33	0.13	0.26	36.5	3.9	14
ZZ61857		0.17	0.002	0.31	0.78	7.6	<0.2	<10	70	0.55	0.73	0.12	0.44	34.7	3.1	10
ZZ61858		0.26	<0.001	0.25	1.13	11.9	<0.2	<10	80	1.86	0.81	0.11	0.13	38.7	4.4	13
ZZ61859		0.29	0.001	0.57	1.29	14.8	<0.2	<10	110	2.51	1.04	0.29	0.33	41.6	3.4	9
ZZ61860		0.25	<0.001	0.25	0.87	4.3	<0.2	<10	40	1.19	0.66	0.13	0.09	34.1	2.5	6
ZZ61861		0.12	0.002	1.92	1.39	3.4	<0.2	<10	60	6.32	1.28	1.00	0.07	43.1	2.0	6
ZZ61862		0.35	<0.001	0.13	0.81	4.0	<0.2	<10	50	0.44	0.57	0.07	0.11	22.4	2.5	7
ZZ61863		0.17	0.001	0.23	0.53	1.6	<0.2	<10	40	0.10	0.16	0.04	0.19	11.55	3.1	4
ZZ61864		0.22	0.001	0.09	0.78	2.9	<0.2	<10	80	0.23	0.21	0.07	0.13	17.20	3.3	6
ZZ61865		0.33	0.001	0.14	0.51	3.4	<0.2	<10	50	0.16	0.29	0.04	0.13	25.1	1.4	7
ZZ61866		0.21	<0.001	0.12	1.93	10.7	<0.2	<10	70	0.63	0.42	0.09	0.23	23.8	6.3	25
ZZ61867		0.44	0.001	0.08	1.73	8.0	<0.2	<10	80	2.77	0.88	0.41	0.07	44.3	6.2	16
ZZ61936		0.33	0.001	0.22	0.66	6.6	<0.2	<10	40	0.68	0.62	0.05	0.07	33.5	2.8	9
ZZ61937		0.27	0.001	0.38	1.15	10.5	<0.2	<10	70	1.50	0.73	0.08	0.17	34.5	4.0	13
ZZ61938		0.29	<0.001	0.36	0.94	34.3	<0.2	<10	40	1.20	1.10	0.07	0.06	42.5	3.6	11
ZZ61939		0.28	0.001	0.62	0.78	11.6	<0.2	<10	50	0.81	0.95	0.06	0.10	32.2	3.3	11
ZZ61940		0.34	0.001	0.69	1.43	20.7	<0.2	<10	70	1.48	1.11	0.07	0.15	37.9	5.0	17
ZZ61941		0.33	0.003	0.13	1.04	14.3	<0.2	<10	90	1.19	0.65	0.24	0.22	46.7	5.8	17
ZZ61942		0.31	0.002	0.41	1.64	19.2	<0.2	<10	100	1.57	1.00	0.08	0.20	45.5	8.9	19
ZZ61943		0.33	0.003	1.00	2.29	21.7	<0.2	<10	100	2.67	1.26	0.07	0.21	33.3	6.2	26
ZZ61944		0.38	0.001	0.18	1.60	15.5	<0.2	<10	120	1.35	0.67	0.14	0.16	49.7	9.2	23
ZZ61945		0.30	0.001	0.22	0.95	9.3	<0.2	<10	100	0.88	0.59	0.10	0.20	34.0	3.3	13
ZZ61946		0.37	0.001	0.41	1.08	27.0	<0.2	<10	50	0.68	1.00	0.05	0.15	36.0	6.4	15
ZZ61947		0.41	0.003	0.10	0.99	16.0	<0.2	<10	120	1.10	0.60	0.27	0.11	46.3	5.0	17

***** See Appendix Page for comments regarding this certificate *****

ALS Canada Ltd.
2103 Dollarton Hwy
North Vancouver BC V7H 0A7
Phone: 604 984 0221 Fax: 604 984 0218 www.alsglobal.com

To: **SILVER RANGE RESOURCES LTD.**
C/O ARCHER, CATHRO & ASSOCIATES (1981) LIMITED
1016-510 W HASTINGS ST
VANCOUVER BC V6B 1L8

Finalized Date: 29-AUG-2012
Account: RANSIL

Project: KEG (Vat Claims)

CERTIFICATE OF ANALYSIS WH12189035

Sample Description	Method	ME-MS41	ME-MS41	ME-MS41	ME-MS41	ME-MS41	ME-MS41	ME-MS41	ME-MS41	ME-MS41	ME-MS41	ME-MS41	ME-MS41	ME-MS41	ME-MS41	ME-MS41
	Analyte	Cs	Cu	Fe	Ga	Ge	Hf	Hg	In	K	La	Li	Mg	Mn	Mo	Na
	Units	ppm	ppm	%	ppm	ppm	ppm	ppm	ppm	%	ppm	ppm	%	ppm	ppm	%
	LOR	0.05	0.2	0.01	0.05	0.05	0.02	0.01	0.005	0.01	0.2	0.1	0.01	5	0.05	0.01
CC106869		2.29	6.8	1.43	4.81	<0.05	<0.02	0.04	0.011	0.07	17.4	14.1	0.16	151	0.70	0.01
CC106870		2.67	6.6	1.25	3.88	<0.05	<0.02	0.05	0.009	0.09	13.4	14.5	0.15	367	0.60	0.01
CC106871		3.79	11.7	2.29	6.39	0.09	<0.02	0.08	0.020	0.09	38.2	21.1	0.26	403	0.91	0.01
CC106872		1.83	6.9	1.19	3.64	<0.05	<0.02	0.04	0.006	0.06	12.6	8.4	0.11	176	0.52	0.02
CC106873		3.84	13.4	2.07	6.05	0.05	<0.02	0.03	0.015	0.14	20.9	23.3	0.30	403	0.82	0.02
CC106874		1.65	6.5	1.27	3.86	<0.05	<0.02	0.02	0.006	0.05	16.1	9.4	0.12	142	0.62	0.02
CC106875		2.50	7.0	1.23	5.06	0.05	<0.02	0.02	0.009	0.07	16.4	10.2	0.12	176	0.62	0.01
CC106876		2.22	7.1	1.71	6.07	0.05	<0.02	0.02	0.010	0.09	20.1	12.7	0.15	134	1.02	0.01
CC106877		4.50	14.1	2.42	7.10	0.06	<0.02	0.03	0.019	0.12	24.1	27.7	0.32	503	1.08	0.01
CC106878		1.11	3.9	0.64	2.54	<0.05	<0.02	0.01	<0.005	0.04	4.0	1.4	0.03	685	0.58	0.02
ZZ61850		2.25	6.8	2.38	6.12	<0.05	0.02	0.03	0.014	0.09	14.3	21.1	0.22	168	1.25	0.01
ZZ61851		2.81	7.2	1.69	5.42	0.05	<0.02	0.02	0.011	0.11	18.8	32.4	0.28	222	0.57	0.01
ZZ61852		2.63	6.9	1.98	4.48	0.05	<0.02	0.03	0.016	0.11	17.6	20.9	0.26	266	0.77	0.01
ZZ61853		3.48	7.7	1.87	5.28	0.08	<0.02	0.06	0.013	0.07	38.2	15.5	0.21	137	0.66	0.01
ZZ61854		7.48	15.1	3.75	5.97	0.10	0.02	0.08	0.032	0.12	42.5	23.3	0.24	1120	0.83	0.01
ZZ61855		4.15	8.0	2.75	4.15	<0.05	<0.02	0.06	0.023	0.11	17.5	12.3	0.17	854	0.84	0.01
ZZ61856		2.67	7.6	2.53	5.71	<0.05	0.02	0.04	0.017	0.12	16.1	15.3	0.25	211	1.07	0.01
ZZ61857		2.12	6.7	1.80	8.52	0.05	<0.02	0.03	0.008	0.13	16.4	9.8	0.16	213	1.24	0.01
ZZ61858		3.63	9.7	2.01	5.51	<0.05	<0.02	0.03	0.010	0.09	18.4	18.3	0.24	304	0.75	0.01
ZZ61859		4.75	8.3	1.75	4.98	0.06	<0.02	0.03	0.016	0.06	20.0	21.7	0.19	259	0.58	0.02
ZZ61860		2.73	6.2	1.18	4.28	<0.05	<0.02	0.03	0.007	0.08	16.6	13.9	0.16	192	0.45	0.02
ZZ61861		4.98	11.7	1.12	5.07	0.09	0.05	0.08	0.012	0.05	29.8	30.0	0.23	75	0.28	0.03
ZZ61862		2.85	5.2	1.39	6.43	<0.05	<0.02	0.02	0.007	0.15	11.2	12.3	0.19	258	0.89	0.01
ZZ61863		0.96	9.0	0.66	3.28	<0.05	<0.02	0.04	<0.005	0.04	5.3	1.9	0.04	581	0.61	0.02
ZZ61864		1.58	6.9	1.02	5.59	<0.05	<0.02	0.03	<0.005	0.08	9.1	4.5	0.09	765	0.73	0.02
ZZ61865		1.65	6.0	0.85	5.69	<0.05	<0.02	0.02	<0.005	0.04	13.7	2.5	0.05	54	0.80	0.01
ZZ61866		2.24	9.6	3.39	8.02	<0.05	0.03	0.11	0.023	0.10	11.7	18.6	0.32	536	1.95	0.01
ZZ61867		4.42	10.9	2.57	8.78	0.08	0.02	0.02	0.028	0.20	32.8	59.0	0.55	370	0.60	0.01
ZZ61936		3.50	7.0	1.46	5.73	0.05	<0.02	0.03	0.006	0.08	18.3	13.5	0.17	111	0.57	0.01
ZZ61937		3.69	7.6	2.05	6.44	<0.05	<0.02	0.05	0.014	0.12	18.7	24.2	0.25	203	0.79	0.01
ZZ61938		5.10	6.9	2.01	6.06	0.05	<0.02	0.04	0.010	0.11	21.0	25.0	0.25	222	0.60	0.01
ZZ61939		4.03	7.3	1.79	6.09	<0.05	<0.02	0.04	0.013	0.12	15.0	15.2	0.21	146	0.94	0.01
ZZ61940		4.55	8.7	2.54	7.42	0.05	<0.02	0.04	0.016	0.14	19.1	27.2	0.30	232	1.13	0.01
ZZ61941		3.06	13.4	2.00	3.95	0.07	0.04	0.02	0.013	0.10	24.9	19.2	0.28	254	0.88	0.01
ZZ61942		4.53	11.9	2.66	6.38	0.05	0.04	0.06	0.022	0.11	20.0	30.0	0.37	405	1.17	0.01
ZZ61943		8.01	13.7	3.30	8.11	0.05	<0.02	0.10	0.032	0.11	20.1	32.9	0.34	295	1.39	0.01
ZZ61944		3.56	22.1	2.55	5.61	0.07	0.03	0.04	0.018	0.12	23.5	30.7	0.48	381	0.63	0.01
ZZ61945		4.28	9.0	1.64	5.66	<0.05	<0.02	0.03	0.012	0.05	16.7	14.5	0.18	108	0.82	0.01
ZZ61946		4.31	8.2	2.33	7.59	0.05	0.02	0.04	0.013	0.13	17.5	21.5	0.27	445	1.10	0.01
ZZ61947		2.95	11.3	1.84	4.34	0.07	0.05	0.01	0.009	0.12	23.6	26.2	0.32	244	0.73	0.01

***** See Appendix Page for comments regarding this certificate *****

ALS Canada Ltd.
2103 Dollarton Hwy
North Vancouver BC V7H 0A7
Phone: 604 984 0221 Fax: 604 984 0218 www.alsglobal.com

To: **SILVER RANGE RESOURCES LTD.**
C/O ARCHER, CATHRO & ASSOCIATES (1981) LIMITED
1016-510 W HASTINGS ST
VANCOUVER BC V6B 1L8

Finalized Date: 29-AUG-2012
Account: RANSIL

Project: KEG (Vat Claims)

CERTIFICATE OF ANALYSIS WH12189035

Sample Description	Method	ME-MS41	ME-MS41	ME-MS41	ME-MS41	ME-MS41	ME-MS41	ME-MS41	ME-MS41	ME-MS41	ME-MS41	ME-MS41	ME-MS41	ME-MS41	ME-MS41	ME-MS41
	Analyte	Nb	Ni	P	Pb	Rb	Re	S	Sb	Sc	Se	Sn	Sr	Ta	Te	Th
	Units	ppm	ppm	ppm	ppm	ppm	ppm	%	ppm	ppm	ppm	ppm	ppm	ppm	ppm	ppm
	LOR	0.05	0.2	10	0.2	0.1	0.001	0.01	0.05	0.1	0.2	0.2	0.2	0.01	0.01	0.2
CC106869		0.59	6.0	470	15.6	24.9	0.001	0.02	0.29	0.7	0.2	0.9	7.1	<0.01	0.03	0.8
CC106870		0.16	7.1	900	21.3	25.4	0.001	0.04	0.28	0.1	0.5	0.9	7.0	<0.01	0.02	0.2
CC106871		0.51	10.7	900	54.2	27.9	0.001	0.06	0.56	0.7	0.6	1.1	14.9	<0.01	0.02	0.5
CC106872		0.37	5.2	480	21.2	19.9	0.001	0.02	0.27	0.4	0.3	0.7	7.0	<0.01	0.01	0.3
CC106873		0.61	11.3	710	31.0	39.2	0.001	0.04	0.58	0.9	0.4	1.2	18.7	<0.01	0.02	0.5
CC106874		0.56	5.1	400	16.1	15.4	0.001	0.02	0.42	0.7	0.3	0.6	9.1	<0.01	0.02	0.8
CC106875		0.62	5.4	570	13.0	19.4	0.001	0.02	0.33	0.7	0.2	1.1	5.5	<0.01	0.02	1.5
CC106876		0.93	7.2	530	22.5	32.5	0.002	0.02	0.69	1.0	0.4	1.1	8.3	<0.01	0.02	2.0
CC106877		0.48	12.7	690	35.5	39.1	0.001	0.03	0.63	1.0	0.7	1.3	11.7	<0.01	0.03	0.5
CC106878		0.20	2.0	330	7.7	8.9	0.001	<0.01	0.16	0.3	0.2	0.4	4.9	<0.01	<0.01	<0.2
ZZ61850		1.19	8.6	730	22.1	28.2	0.001	0.01	0.58	1.5	0.4	0.9	6.0	<0.01	0.03	4.5
ZZ61851		0.92	11.4	830	23.0	29.2	0.001	0.01	0.47	1.4	0.6	1.2	8.9	<0.01	0.01	4.9
ZZ61852		0.70	9.4	980	32.0	23.3	0.001	0.01	0.63	1.3	0.5	0.8	7.1	<0.01	0.02	4.1
ZZ61853		0.37	6.5	780	45.0	20.1	0.001	0.04	0.46	0.6	0.5	0.8	12.1	<0.01	0.03	1.1
ZZ61854		0.35	15.3	950	160.5	26.3	0.002	0.03	1.35	1.6	1.1	1.0	15.5	<0.01	0.03	6.5
ZZ61855		0.28	6.7	820	47.9	21.1	0.001	0.04	0.98	1.1	0.5	0.6	23.4	<0.01	0.01	0.8
ZZ61856		1.08	9.1	920	33.4	24.3	0.001	0.01	0.93	1.5	0.7	1.0	10.0	<0.01	0.02	6.3
ZZ61857		0.84	6.3	560	25.9	37.5	0.001	0.02	0.46	1.0	0.3	1.7	13.5	<0.01	0.02	1.8
ZZ61858		0.31	8.8	660	30.4	26.7	0.001	0.03	0.59	0.6	0.3	1.0	10.5	<0.01	0.02	0.4
ZZ61859		0.30	6.8	930	35.6	22.2	0.001	0.04	0.43	0.5	0.5	0.7	23.9	<0.01	0.01	0.5
ZZ61860		0.27	4.0	630	21.8	21.5	0.001	0.02	0.19	0.5	0.6	0.8	11.2	<0.01	0.01	0.5
ZZ61861		0.61	4.6	1110	28.0	13.2	0.001	0.07	0.19	1.2	1.1	1.0	70.2	<0.01	0.01	1.3
ZZ61862		0.87	4.8	490	11.0	53.3	0.001	0.01	0.35	1.1	0.3	1.5	7.8	<0.01	0.01	0.8
ZZ61863		0.53	2.6	210	4.5	15.4	0.002	0.01	0.21	0.4	0.4	0.4	5.7	<0.01	0.01	0.3
ZZ61864		1.08	3.9	340	7.2	30.7	0.001	0.02	0.27	0.8	0.3	1.0	9.8	<0.01	0.02	0.6
ZZ61865		0.66	3.7	360	7.3	11.2	0.001	0.01	0.30	0.6	0.4	1.2	6.7	<0.01	0.02	0.9
ZZ61866		2.19	13.0	880	20.3	18.2	0.001	0.02	0.81	2.7	0.7	1.1	8.5	<0.01	0.03	3.5
ZZ61867		1.68	9.9	480	22.2	38.7	0.001	0.01	0.34	4.1	0.9	2.5	37.7	<0.01	0.02	3.9
ZZ61936		0.81	5.6	290	12.5	27.8	0.001	0.02	0.23	0.9	0.4	1.4	6.0	<0.01	0.01	2.4
ZZ61937		0.81	8.4	500	28.5	34.2	0.001	0.03	0.30	1.1	0.5	1.3	9.0	<0.01	0.01	1.2
ZZ61938		0.58	7.6	390	23.0	29.5	0.001	0.02	0.31	1.0	0.2	1.5	7.0	<0.01	0.02	2.0
ZZ61939		0.33	7.6	460	13.6	38.7	0.001	0.03	0.43	0.5	0.3	1.1	7.4	<0.01	0.02	0.3
ZZ61940		0.94	10.7	430	36.0	43.4	0.001	0.02	0.49	1.4	0.4	1.4	7.6	<0.01	0.02	2.0
ZZ61941		0.83	15.6	880	28.4	20.3	0.001	<0.01	0.63	2.3	0.9	0.8	13.8	<0.01	0.02	7.7
ZZ61942		1.11	17.0	350	48.2	28.4	0.001	0.02	0.63	2.3	0.3	1.3	8.8	<0.01	0.03	5.9
ZZ61943		0.75	13.5	870	55.6	28.4	0.001	0.03	0.67	1.2	0.7	1.5	8.5	<0.01	0.03	0.6
ZZ61944		0.97	24.6	550	34.8	20.9	0.001	0.01	0.52	2.4	0.8	1.0	9.4	<0.01	0.01	6.1
ZZ61945		0.85	8.6	330	24.3	13.2	0.001	0.02	0.33	1.3	0.5	1.3	9.7	<0.01	0.01	2.2
ZZ61946		1.32	9.4	310	27.4	51.0	0.001	0.01	0.45	1.8	0.3	1.5	7.1	<0.01	0.02	5.5
ZZ61947		0.75	13.2	850	20.5	23.1	0.001	<0.01	0.46	2.2	0.5	1.0	13.7	<0.01	0.01	8.6

***** See Appendix Page for comments regarding this certificate *****

ALS Canada Ltd.
2103 Dollarton Hwy
North Vancouver BC V7H 0A7
Phone: 604 984 0221 Fax: 604 984 0218 www.alsglobal.com

To: **SILVER RANGE RESOURCES LTD.**
C/O ARCHER, CATHRO & ASSOCIATES (1981) LIMITED
1016-510 W HASTINGS ST
VANCOUVER BC V6B 1L8

Finalized Date: 29-AUG-2012
Account: RANSIL

Project: KEG (Vat Claims)

CERTIFICATE OF ANALYSIS WH12189035

Sample Description	Method	ME-MS41	ME-MS41	ME-MS41	ME-MS41	ME-MS41	ME-MS41	ME-MS41	ME-MS41
	Analyte	Ti	Tl	U	V	W	Y	Zn	Zr
	Units	%	ppm	ppm	ppm	ppm	ppm	ppm	ppm
	LOR	0.005	0.02	0.05	1	0.05	0.05	2	0.5
CC106869		0.032	0.17	2.44	23	0.15	2.99	43	<0.5
CC106870		0.013	0.17	2.13	17	0.17	4.31	55	<0.5
CC106871		0.022	0.29	8.38	27	0.18	7.11	90	<0.5
CC106872		0.031	0.13	1.79	23	0.13	2.48	41	<0.5
CC106873		0.034	0.28	6.69	30	0.20	4.88	92	<0.5
CC106874		0.032	0.13	4.35	22	0.15	2.88	39	<0.5
CC106875		0.028	0.18	1.64	18	0.12	3.20	52	<0.5
CC106876		0.043	0.20	1.83	30	0.16	2.56	71	<0.5
CC106877		0.035	0.30	6.99	36	0.20	7.04	96	<0.5
CC106878		0.029	0.06	0.66	18	0.07	0.55	21	<0.5
ZZ61850		0.047	0.17	1.78	39	0.25	4.07	69	0.8
ZZ61851		0.050	0.26	2.28	25	0.12	6.43	79	0.6
ZZ61852		0.035	0.24	2.98	23	0.31	5.91	93	0.6
ZZ61853		0.014	0.24	6.48	17	0.16	7.74	85	<0.5
ZZ61854		0.016	0.36	9.74	22	0.12	10.40	241	0.9
ZZ61855		0.014	0.25	5.79	22	0.11	9.14	101	<0.5
ZZ61856		0.044	0.24	1.83	33	0.24	3.98	94	1.1
ZZ61857		0.048	0.26	1.67	41	0.21	2.14	104	<0.5
ZZ61858		0.025	0.24	5.76	25	0.16	5.23	72	<0.5
ZZ61859		0.015	0.20	24.0	19	0.10	7.49	105	<0.5
ZZ61860		0.021	0.17	13.45	15	0.08	3.84	50	<0.5
ZZ61861		0.014	0.24	200	10	0.06	17.80	60	1.9
ZZ61862		0.052	0.21	1.08	30	0.17	1.82	49	<0.5
ZZ61863		0.034	0.08	0.33	17	0.14	0.84	18	<0.5
ZZ61864		0.063	0.15	0.45	31	0.16	1.34	26	<0.5
ZZ61865		0.045	0.10	0.59	25	0.17	1.49	27	<0.5
ZZ61866		0.064	0.20	0.78	55	0.31	2.89	82	1.2
ZZ61867		0.079	0.36	25.3	43	0.21	11.60	70	0.7
ZZ61936		0.047	0.20	2.34	27	0.14	2.24	52	<0.5
ZZ61937		0.037	0.27	3.05	27	0.25	3.36	66	<0.5
ZZ61938		0.035	0.27	2.81	21	0.15	3.14	81	<0.5
ZZ61939		0.027	0.21	1.49	25	0.17	2.40	65	<0.5
ZZ61940		0.038	0.32	1.83	33	0.24	3.70	72	<0.5
ZZ61941		0.053	0.24	3.74	29	0.17	7.42	77	2.1
ZZ61942		0.042	0.27	2.41	33	0.27	4.19	89	1.6
ZZ61943		0.028	0.44	8.74	41	0.27	3.74	85	<0.5
ZZ61944		0.038	0.25	2.20	26	0.78	6.21	81	1.3
ZZ61945		0.030	0.21	3.17	30	0.22	3.05	40	<0.5
ZZ61946		0.060	0.30	1.53	35	0.24	2.59	65	1.3
ZZ61947		0.059	0.22	2.91	27	0.15	7.71	64	3.5

***** See Appendix Page for comments regarding this certificate *****

ALS Canada Ltd.
2103 Dollarton Hwy
North Vancouver BC V7H 0A7
Phone: 604 984 0221 Fax: 604 984 0218 www.alsglobal.com

To: **SILVER RANGE RESOURCES LTD.**
C/O ARCHER, CATHRO & ASSOCIATES (1981) LIMITED
1016-510 W HASTINGS ST
VANCOUVER BC V6B 1L8

Finalized Date: 29-AUG-2012
Account: RANSIL

Project: KEG (Vat Claims)

CERTIFICATE OF ANALYSIS WH12189035

Sample Description	Method	WEI-21	Au-ICP21	ME-MS41	ME-MS41	ME-MS41	ME-MS41	ME-MS41	ME-MS41	ME-MS41	ME-MS41	ME-MS41	ME-MS41	ME-MS41	ME-MS41	ME-MS41
	Analyte	Recvd Wt.	Au	Ag	Al	As	Au	B	Ba	Be	Bi	Ca	Cd	Ce	Co	Cr
	Units	kg	ppm	ppm	%	ppm	ppm	ppm	ppm	ppm	ppm	%	ppm	ppm	ppm	ppm
	LOR	0.02	0.001	0.01	0.01	0.1	0.2	10	10	0.05	0.01	0.01	0.01	0.02	0.1	1
ZZ61948		0.33	0.001	0.15	0.84	21.5	<0.2	<10	100	0.80	0.78	0.09	0.16	43.1	3.3	11
ZZ61949		0.44	0.003	0.07	0.89	10.1	<0.2	<10	70	0.83	0.51	0.25	0.17	49.0	4.3	15
ZZ61950		0.44	0.002	0.14	1.00	8.0	<0.2	<10	90	0.93	0.54	0.25	0.21	41.8	5.1	18
ZZ61951		0.27	0.005	2.01	3.26	39.9	<0.2	<10	380	4.31	2.16	0.22	0.27	71.0	8.7	35
ZZ61952		0.28	0.007	0.97	2.39	42.8	<0.2	<10	230	3.08	1.94	0.13	0.45	52.8	7.5	27
ZZ61953		0.31	0.002	0.63	1.78	27.4	<0.2	<10	280	2.04	1.48	0.21	0.45	52.4	5.7	21
ZZ61954		0.33	0.001	0.19	1.24	42.8	<0.2	<10	70	1.38	0.92	0.09	0.13	38.3	4.6	15
ZZ61955		0.35	<0.001	0.36	1.33	45.9	<0.2	<10	70	1.93	1.34	0.15	0.16	51.3	6.1	13
ZZ61956		0.28	0.002	0.87	0.74	8.8	<0.2	<10	90	0.66	0.63	0.19	0.28	18.65	3.0	10
ZZ61957		0.27	0.002	0.67	1.06	18.2	<0.2	<10	80	1.03	0.98	0.13	0.20	30.6	3.7	14
ZZ61958		0.34	0.001	0.31	1.16	42.7	<0.2	<10	70	1.31	1.22	0.14	0.17	42.7	5.1	16
ZZ61959		0.40	0.001	0.35	1.52	16.8	<0.2	<10	100	1.62	1.28	0.16	0.21	31.6	5.4	20
ZZ61960		0.38	<0.001	0.22	1.21	7.8	<0.2	<10	140	1.36	1.03	0.20	0.28	31.6	5.7	17
ZZ61961		0.33	0.003	0.15	0.59	4.0	<0.2	<10	80	0.43	0.46	0.12	0.26	15.75	2.2	8
ZZ61962		0.37	0.001	0.51	1.28	8.5	<0.2	<10	120	1.31	0.91	0.17	0.29	43.3	6.0	20
ZZ61963		0.37	<0.001	0.30	1.30	16.3	<0.2	<10	70	1.54	1.23	0.07	0.15	44.9	4.9	15
ZZ61964		0.43	0.002	0.19	1.28	10.2	<0.2	<10	70	1.76	1.20	0.12	0.17	50.2	4.9	17
ZZ61965		0.26	0.001	0.57	1.08	87.5	<0.2	<10	100	1.25	1.54	0.15	0.16	38.1	4.6	14
ZZ61966		0.35	<0.001	0.68	1.15	80.2	<0.2	<10	120	2.38	1.44	0.19	0.34	73.0	6.5	15
ZZ61967		0.39	0.001	0.25	1.18	150.0	<0.2	<10	80	1.69	1.20	0.13	0.11	56.7	5.3	15
ZZ61968		0.38	0.001	0.29	1.32	42.7	<0.2	<10	80	1.76	1.31	0.09	0.13	54.1	5.3	17
ZZ61969		0.42	0.001	0.32	1.78	29.4	<0.2	<10	110	2.68	1.31	0.16	0.21	52.3	6.9	21
ZZ61970		0.41	0.002	1.01	2.36	57.5	<0.2	<10	110	6.23	2.25	0.20	0.18	204	8.1	22
ZZ61971		0.33	0.001	0.23	0.87	16.8	<0.2	<10	60	0.49	0.84	0.06	0.11	29.3	3.0	13
ZZ61972		0.51	0.002	0.15	1.27	9.3	<0.2	<10	140	1.16	0.73	0.19	0.14	53.0	6.1	18
ZZ61973		0.38	0.001	0.40	1.00	14.3	<0.2	<10	170	1.04	0.77	0.13	0.25	39.0	4.0	17
ZZ61974		0.39	<0.001	0.29	1.39	10.9	<0.2	<10	110	1.75	1.68	0.16	0.24	61.7	6.6	16
ZZ61975		0.31	<0.001	0.16	0.60	6.4	<0.2	<10	60	0.42	0.36	0.06	0.14	17.30	2.7	9
ZZ61976		0.31	0.002	0.27	0.81	8.8	<0.2	<10	80	0.56	0.72	0.05	0.10	37.5	2.6	11
ZZ61977		0.26	0.001	0.19	1.42	11.8	<0.2	<10	130	1.31	0.86	0.13	0.32	36.2	4.8	21
ZZ61978		0.26	0.004	0.23	0.92	8.4	<0.2	<10	130	0.83	0.78	0.16	0.22	31.4	4.0	17
ZZ61979		0.40	0.002	0.14	1.55	14.6	<0.2	<10	120	1.41	0.82	0.11	0.42	37.3	5.8	21
ZZ61980		0.30	0.005	0.26	1.67	11.9	<0.2	<10	180	1.72	0.99	0.16	0.50	46.9	7.9	23
ZZ61981		0.27	0.005	0.30	0.88	7.7	<0.2	<10	140	0.93	0.75	0.09	0.42	27.4	4.0	12
ZZ61982		0.27	0.004	0.27	1.11	22.8	<0.2	<10	100	1.13	0.86	0.11	0.27	40.2	4.2	17
ZZ61983		0.30	<0.001	0.23	1.37	14.2	<0.2	<10	150	1.72	1.09	0.14	0.34	42.9	5.8	18
ZZ61984		0.35	0.001	0.34	1.09	12.6	<0.2	<10	80	0.78	1.18	0.07	0.18	32.5	3.5	14
ZZ62704		0.21	0.001	0.35	1.91	7.9	<0.2	<10	120	1.56	0.66	0.15	0.35	39.5	11.4	33
ZZ62705		0.28	<0.001	0.83	1.93	14.0	<0.2	<10	190	3.32	0.81	0.35	0.11	56.2	7.0	22
ZZ62706		0.29	0.001	0.36	1.90	6.2	<0.2	<10	100	2.33	0.29	0.23	0.27	37.4	10.9	27

***** See Appendix Page for comments regarding this certificate *****

ALS Canada Ltd.
2103 Dollarton Hwy
North Vancouver BC V7H 0A7
Phone: 604 984 0221 Fax: 604 984 0218 www.alsglobal.com

To: **SILVER RANGE RESOURCES LTD.**
C/O ARCHER, CATHRO & ASSOCIATES (1981) LIMITED
1016-510 W HASTINGS ST
VANCOUVER BC V6B 1L8

Finalized Date: 29-AUG-2012
Account: RANSIL

Project: KEG (Vat Claims)

CERTIFICATE OF ANALYSIS WH12189035

Sample Description	Method	ME-MS41	ME-MS41	ME-MS41	ME-MS41	ME-MS41	ME-MS41	ME-MS41	ME-MS41	ME-MS41	ME-MS41	ME-MS41	ME-MS41	ME-MS41	ME-MS41	ME-MS41
	Analyte	Cs	Cu	Fe	Ga	Ge	Hf	Hg	In	K	La	Li	Mg	Mn	Mo	Na
	Units	ppm	ppm	%	ppm	ppm	ppm	ppm	ppm	%	ppm	ppm	%	ppm	ppm	%
	LOR	0.05	0.2	0.01	0.05	0.05	0.02	0.01	0.005	0.01	0.2	0.1	0.01	5	0.05	0.01
ZZ61948		4.33	7.8	1.70	6.09	0.05	<0.02	0.02	0.009	0.12	21.4	21.1	0.22	156	0.81	0.01
ZZ61949		2.93	9.1	1.70	4.25	0.07	0.07	0.01	0.012	0.13	24.5	26.7	0.29	178	0.71	0.01
ZZ61950		2.69	12.8	1.82	4.44	0.07	0.03	0.02	0.011	0.11	21.8	22.5	0.30	209	0.93	0.01
ZZ61951		9.13	33.2	4.14	12.25	0.08	0.04	0.13	0.041	0.25	41.1	52.7	0.57	332	1.74	0.02
ZZ61952		9.01	23.4	3.77	10.80	0.07	<0.02	0.10	0.042	0.15	26.5	32.4	0.32	347	1.72	0.01
ZZ61953		6.11	16.5	2.70	7.80	0.07	0.02	0.06	0.028	0.15	25.3	31.2	0.33	253	1.07	0.01
ZZ61954		5.92	8.0	2.20	7.30	0.05	<0.02	0.02	0.017	0.12	17.1	34.9	0.32	250	0.77	<0.01
ZZ61955		5.67	9.8	2.81	5.27	0.06	0.02	0.03	0.021	0.09	20.1	22.1	0.25	273	0.81	0.01
ZZ61956		4.09	8.4	1.59	4.38	<0.05	<0.02	0.04	0.008	0.10	8.2	10.1	0.14	133	0.76	0.01
ZZ61957		5.05	10.0	1.97	6.19	<0.05	<0.02	0.03	0.012	0.10	15.1	24.4	0.26	195	0.77	0.01
ZZ61958		4.73	9.9	2.25	6.05	0.05	<0.02	0.03	0.016	0.13	17.3	28.3	0.31	370	0.94	0.01
ZZ61959		5.70	11.3	2.52	8.11	0.05	<0.02	0.04	0.023	0.12	14.4	33.3	0.32	429	1.08	0.01
ZZ61960		6.98	14.0	2.40	7.50	<0.05	<0.02	0.06	0.016	0.12	11.8	28.1	0.29	539	1.17	0.01
ZZ61961		3.31	6.9	1.18	4.12	<0.05	<0.02	0.06	0.006	0.06	6.7	7.0	0.09	86	0.69	0.01
ZZ61962		6.97	9.9	2.55	7.24	<0.05	<0.02	0.03	0.022	0.15	14.3	30.4	0.35	399	1.10	0.01
ZZ61963		6.44	9.9	2.28	6.46	0.05	<0.02	0.02	0.017	0.11	19.2	34.7	0.29	252	0.96	0.01
ZZ61964		7.39	8.1	2.46	6.84	0.05	<0.02	0.01	0.017	0.11	21.5	37.6	0.34	266	0.89	0.01
ZZ61965		6.28	8.9	2.22	6.22	<0.05	<0.02	0.06	0.016	0.13	17.8	24.7	0.23	339	1.08	0.01
ZZ61966		8.67	9.7	2.49	6.33	0.07	0.02	0.05	0.020	0.13	27.7	25.2	0.26	757	0.99	0.01
ZZ61967		6.82	7.5	2.25	6.28	0.05	0.02	0.02	0.018	0.12	20.1	34.4	0.28	317	0.80	0.01
ZZ61968		7.69	7.7	2.37	6.31	0.05	<0.02	0.02	0.017	0.11	20.4	38.7	0.33	289	0.80	0.01
ZZ61969		8.39	11.0	2.84	7.89	0.05	<0.02	0.03	0.023	0.15	23.3	48.9	0.42	404	1.04	0.01
ZZ61970		17.55	14.0	3.66	8.79	0.13	0.04	0.05	0.030	0.12	49.6	69.0	0.40	431	0.84	0.01
ZZ61971		3.42	6.9	2.05	6.83	<0.05	0.02	0.05	0.008	0.05	13.1	14.6	0.15	180	1.31	<0.01
ZZ61972		3.13	11.4	2.05	5.31	0.07	<0.02	0.02	0.015	0.10	22.1	27.2	0.31	331	0.78	0.01
ZZ61973		3.17	11.9	1.83	5.19	0.06	<0.02	0.01	0.016	0.09	18.5	16.7	0.23	197	0.91	0.01
ZZ61974		3.50	11.4	2.68	5.72	0.06	<0.02	0.01	0.031	0.10	24.6	24.4	0.33	386	0.89	0.01
ZZ61975		1.70	6.1	1.23	3.12	<0.05	<0.02	0.01	0.008	0.05	7.5	9.3	0.13	98	0.46	0.02
ZZ61976		3.36	6.6	1.52	6.22	0.05	<0.02	0.02	0.013	0.07	15.6	12.7	0.16	115	0.82	0.01
ZZ61977		4.30	12.7	2.29	6.77	<0.05	<0.02	0.03	0.019	0.12	16.7	31.5	0.35	238	1.01	0.01
ZZ61978		2.84	9.8	1.89	5.40	0.05	<0.02	0.03	0.015	0.10	14.5	20.1	0.27	248	0.95	0.01
ZZ61979		4.40	14.6	2.39	6.78	0.05	<0.02	<0.01	0.020	0.11	17.1	30.4	0.37	299	0.96	0.01
ZZ61980		4.75	15.0	2.54	7.53	0.06	<0.02	0.05	0.021	0.19	19.7	36.7	0.38	543	1.01	0.01
ZZ61981		4.01	9.0	1.74	5.56	<0.05	<0.02	0.04	0.013	0.09	12.3	13.6	0.16	252	0.89	0.01
ZZ61982		3.53	9.7	2.13	6.39	0.05	<0.02	0.04	0.018	0.11	17.9	24.5	0.27	232	0.96	0.01
ZZ61983		5.04	12.7	2.32	7.12	0.05	<0.02	0.02	0.020	0.13	20.3	32.6	0.33	505	0.93	0.01
ZZ61984		4.18	8.8	2.09	7.47	<0.05	<0.02	0.03	0.012	0.14	14.6	28.1	0.24	251	1.03	0.01
ZZ62704		9.10	16.4	2.89	8.71	0.07	<0.02	0.01	0.027	0.16	23.0	50.1	0.55	949	0.67	0.01
ZZ62705		9.82	18.4	2.46	7.04	0.13	<0.02	0.05	0.023	0.10	46.5	38.2	0.37	451	0.51	0.02
ZZ62706		3.70	22.5	2.27	8.05	0.10	<0.02	0.03	0.020	0.06	31.3	31.1	0.39	341	0.65	0.02

***** See Appendix Page for comments regarding this certificate *****

ALS Canada Ltd.
2103 Dollarton Hwy
North Vancouver BC V7H 0A7
Phone: 604 984 0221 Fax: 604 984 0218 www.alsglobal.com

To: **SILVER RANGE RESOURCES LTD.**
C/O ARCHER, CATHRO & ASSOCIATES (1981) LIMITED
1016-510 W HASTINGS ST
VANCOUVER BC V6B 1L8

Finalized Date: 29-AUG-2012
Account: RANSIL

Project: KEG (Vat Claims)

CERTIFICATE OF ANALYSIS WH12189035

Sample Description	Method	ME-MS41	ME-MS41	ME-MS41	ME-MS41	ME-MS41	ME-MS41	ME-MS41	ME-MS41	ME-MS41	ME-MS41	ME-MS41	ME-MS41	ME-MS41	ME-MS41	ME-MS41
	Analyte	Nb	Ni	P	Pb	Rb	Re	S	Sb	Sc	Se	Sn	Sr	Ta	Te	Th
	Units	ppm	ppm	ppm	ppm	ppm	ppm	%	ppm	ppm	ppm	ppm	ppm	ppm	ppm	ppm
	LOR	0.05	0.2	10	0.2	0.1	0.001	0.01	0.05	0.1	0.2	0.2	0.2	0.01	0.01	0.2
ZZ61948		0.75	7.6	370	13.8	35.9	0.001	0.02	0.34	1.1	0.6	1.6	10.4	<0.01	0.02	2.7
ZZ61949		0.92	11.1	900	17.0	26.1	0.001	0.01	0.44	1.8	0.3	1.1	12.4	<0.01	0.02	10.2
ZZ61950		0.97	15.0	820	20.0	22.9	0.001	0.01	0.54	2.2	1.0	0.9	15.0	<0.01	0.02	6.3
ZZ61951		1.60	28.1	1200	70.8	58.8	0.001	0.10	0.87	3.8	1.0	2.6	25.7	<0.01	0.05	3.5
ZZ61952		1.52	17.7	890	78.3	50.6	<0.001	0.06	0.83	1.4	0.8	2.4	18.7	<0.01	0.03	0.8
ZZ61953		1.21	14.9	800	40.7	40.5	<0.001	0.06	0.61	2.0	0.5	1.8	22.1	<0.01	<0.01	1.9
ZZ61954		0.79	9.4	430	24.3	43.5	<0.001	0.04	0.49	0.8	0.4	1.5	10.6	<0.01	0.02	0.7
ZZ61955		0.61	9.4	600	41.6	25.3	<0.001	0.03	0.54	1.0	0.3	0.9	11.2	<0.01	0.01	2.7
ZZ61956		0.60	6.3	760	19.9	34.6	<0.001	0.09	0.36	0.3	0.4	0.9	16.9	<0.01	<0.01	<0.2
ZZ61957		0.67	9.4	530	25.4	32.5	<0.001	0.05	0.54	0.7	0.3	1.2	10.5	<0.01	0.02	0.6
ZZ61958		0.77	11.3	550	43.8	32.5	<0.001	0.04	0.79	0.9	0.5	1.2	10.6	<0.01	0.02	1.1
ZZ61959		0.96	12.0	710	43.8	45.6	<0.001	0.06	0.61	0.7	0.2	1.6	15.1	<0.01	0.01	0.4
ZZ61960		0.90	11.4	760	32.6	44.5	<0.001	0.08	0.65	0.7	0.2	1.5	17.0	<0.01	0.02	0.5
ZZ61961		0.59	5.1	670	12.1	23.6	<0.001	0.09	0.33	0.3	0.2	0.9	10.8	<0.01	0.02	<0.2
ZZ61962		0.97	12.0	640	36.5	44.1	<0.001	0.06	0.55	1.1	0.3	1.4	13.4	<0.01	0.01	0.9
ZZ61963		1.00	10.9	390	33.1	40.0	<0.001	0.03	0.52	1.1	0.4	1.4	6.9	<0.01	0.01	2.4
ZZ61964		0.88	10.3	390	34.8	37.7	<0.001	0.03	0.41	1.0	0.3	1.4	10.5	<0.01	<0.01	1.5
ZZ61965		1.11	9.1	600	49.7	43.1	<0.001	0.06	0.51	1.0	<0.2	1.3	11.9	<0.01	<0.01	1.5
ZZ61966		0.80	11.0	700	70.0	41.5	<0.001	0.06	0.51	0.9	0.7	1.3	15.1	<0.01	0.01	1.3
ZZ61967		0.97	9.4	500	42.2	37.9	<0.001	0.04	0.45	1.0	0.4	1.6	12.3	<0.01	0.01	1.7
ZZ61968		0.89	10.9	410	47.4	35.1	<0.001	0.03	0.45	1.1	0.2	1.4	8.7	<0.01	<0.01	1.6
ZZ61969		0.99	13.1	640	42.0	44.6	<0.001	0.05	0.50	1.2	0.5	1.8	12.8	<0.01	0.02	1.4
ZZ61970		1.33	16.1	570	92.3	38.6	<0.001	0.04	0.50	1.9	0.6	1.8	15.5	<0.01	<0.01	6.9
ZZ61971		2.00	6.8	360	21.9	18.3	<0.001	0.03	0.56	1.1	0.3	1.2	6.6	<0.01	0.02	3.6
ZZ61972		1.08	12.7	770	23.8	27.8	<0.001	0.01	0.53	2.0	0.7	1.1	12.5	<0.01	0.01	5.2
ZZ61973		0.52	11.6	650	17.1	24.5	<0.001	0.06	0.50	0.7	0.4	1.1	13.2	<0.01	0.01	0.3
ZZ61974		0.60	11.1	740	42.3	25.7	<0.001	0.04	0.45	1.5	0.5	1.1	11.1	<0.01	<0.01	2.1
ZZ61975		0.27	5.9	320	12.4	12.9	<0.001	0.02	0.27	0.4	<0.2	0.5	7.3	<0.01	<0.01	<0.2
ZZ61976		0.57	6.4	420	14.3	28.2	<0.001	0.03	0.37	0.5	0.3	1.4	6.6	<0.01	<0.01	0.4
ZZ61977		0.95	13.8	710	23.0	36.8	<0.001	0.05	0.53	1.2	0.4	1.3	11.6	<0.01	0.02	0.7
ZZ61978		0.98	10.9	580	20.1	27.9	<0.001	0.04	0.57	1.2	0.6	1.1	14.1	<0.01	<0.01	1.2
ZZ61979		0.91	13.1	510	24.2	35.0	<0.001	0.03	0.54	1.4	0.7	1.3	11.6	<0.01	0.02	1.1
ZZ61980		1.24	16.1	730	28.2	45.6	<0.001	0.04	0.64	1.9	0.7	1.5	16.7	<0.01	0.01	1.8
ZZ61981		0.67	7.6	800	18.8	41.3	<0.001	0.07	0.50	0.4	0.4	1.3	12.7	<0.01	0.02	0.2
ZZ61982		1.13	10.3	670	23.0	34.7	<0.001	0.05	0.73	1.2	0.7	1.3	11.1	<0.01	0.02	1.2
ZZ61983		0.71	11.2	710	28.9	44.8	<0.001	0.04	0.53	0.9	0.4	1.5	14.6	<0.01	0.01	0.5
ZZ61984		1.24	7.8	520	22.1	46.1	<0.001	0.04	0.54	1.0	0.3	1.7	9.3	<0.01	0.01	1.0
ZZ62704		1.48	18.0	690	29.7	66.5	<0.001	0.05	0.29	2.3	0.6	1.4	18.0	<0.01	0.01	0.9
ZZ62705		0.98	13.6	860	33.2	30.4	<0.001	0.06	0.23	2.1	1.0	1.2	30.9	<0.01	<0.01	1.0
ZZ62706		1.92	18.3	530	16.0	17.9	<0.001	0.05	0.30	2.6	0.5	0.6	26.2	<0.01	0.02	1.3

***** See Appendix Page for comments regarding this certificate *****

ALS Canada Ltd.
2103 Dollarton Hwy
North Vancouver BC V7H 0A7
Phone: 604 984 0221 Fax: 604 984 0218 www.alsglobal.com

To: **SILVER RANGE RESOURCES LTD.**
C/O ARCHER, CATHRO & ASSOCIATES (1981) LIMITED
1016-510 W HASTINGS ST
VANCOUVER BC V6B 1L8

Finalized Date: 29-AUG-2012
Account: RANSIL

Project: KEG (Vat Claims)

CERTIFICATE OF ANALYSIS WH12189035

Sample Description	Method	ME-MS41	ME-MS41	ME-MS41	ME-MS41	ME-MS41	ME-MS41	ME-MS41	ME-MS41
	Analyte	Ti	Tl	U	V	W	Y	Zn	Zr
	Units	%	ppm	ppm	ppm	ppm	ppm	ppm	ppm
	LOR	0.005	0.02	0.05	1	0.05	0.05	2	0.5
ZZ61948		0.042	0.30	2.27	25	0.16	3.34	70	0.5
ZZ61949		0.060	0.25	2.27	26	0.15	6.99	63	4.5
ZZ61950		0.059	0.23	2.35	30	0.17	6.49	68	1.5
ZZ61951		0.049	0.93	13.95	50	0.38	9.61	163	1.9
ZZ61952		0.032	0.68	10.80	44	0.35	6.73	109	0.7
ZZ61953		0.041	0.46	6.42	36	0.31	8.03	100	1.1
ZZ61954		0.034	0.24	2.07	28	0.21	3.02	91	<0.5
ZZ61955		0.016	0.34	3.49	20	0.15	5.14	101	1.0
ZZ61956		0.024	0.16	1.82	24	0.14	1.88	62	<0.5
ZZ61957		0.026	0.19	3.30	25	0.48	2.92	80	<0.5
ZZ61958		0.034	0.24	2.28	26	0.32	3.67	83	<0.5
ZZ61959		0.035	0.27	2.12	36	0.22	3.13	110	<0.5
ZZ61960		0.041	0.32	2.74	37	0.19	2.65	112	0.6
ZZ61961		0.025	0.13	1.34	22	0.14	1.36	48	<0.5
ZZ61962		0.042	0.26	3.23	35	0.22	2.89	103	0.5
ZZ61963		0.036	0.29	3.44	26	0.18	3.77	90	0.8
ZZ61964		0.034	0.25	3.50	27	0.22	3.81	95	0.5
ZZ61965		0.039	0.25	3.85	30	0.21	3.02	92	0.7
ZZ61966		0.031	0.44	8.40	27	0.20	6.11	109	0.7
ZZ61967		0.036	0.26	4.34	23	0.14	3.54	84	0.8
ZZ61968		0.037	0.30	4.76	28	0.22	3.32	89	<0.5
ZZ61969		0.041	0.39	6.53	35	0.23	5.14	94	0.5
ZZ61970		0.033	0.40	13.65	29	0.20	10.10	170	2.5
ZZ61971		0.052	0.20	1.28	39	0.30	2.27	46	1.0
ZZ61972		0.052	0.26	4.58	31	0.23	7.45	75	0.5
ZZ61973		0.033	0.21	4.01	30	0.20	5.26	70	<0.5
ZZ61974		0.031	0.29	4.68	31	0.21	6.73	114	<0.5
ZZ61975		0.031	0.11	1.34	24	0.12	1.97	32	<0.5
ZZ61976		0.030	0.21	2.06	25	0.19	2.68	54	<0.5
ZZ61977		0.048	0.26	3.41	39	0.36	4.21	81	<0.5
ZZ61978		0.047	0.20	2.56	33	0.29	4.11	70	<0.5
ZZ61979		0.047	0.29	3.85	38	0.30	4.16	78	<0.5
ZZ61980		0.057	0.32	4.82	40	0.32	5.62	103	0.5
ZZ61981		0.031	0.24	2.29	30	0.21	2.68	71	<0.5
ZZ61982		0.047	0.24	3.49	33	0.24	3.94	71	<0.5
ZZ61983		0.038	0.34	5.74	34	0.19	5.13	96	<0.5
ZZ61984		0.048	0.28	1.88	35	0.22	2.68	72	<0.5
ZZ62704		0.068	0.24	24.9	40	0.24	6.08	111	<0.5
ZZ62705		0.041	0.32	46.0	31	0.19	15.65	125	<0.5
ZZ62706		0.069	0.14	20.5	32	0.23	10.50	78	0.5

***** See Appendix Page for comments regarding this certificate *****

ALS Canada Ltd.
2103 Dollarton Hwy
North Vancouver BC V7H 0A7
Phone: 604 984 0221 Fax: 604 984 0218 www.alsglobal.com

To: **SILVER RANGE RESOURCES LTD.**
C/O ARCHER, CATHRO & ASSOCIATES (1981) LIMITED
1016- 510 W HASTINGS ST
VANCOUVER BC V6B 1L8

Finalized Date: 29- AUG- 2012
Account: RANSIL

Project: KEG (Vat Claims)

CERTIFICATE OF ANALYSIS WH12189035

Sample Description	Method	WEI-21	Au-ICP21	ME-MS41	ME-MS41	ME-MS41	ME-MS41	ME-MS41	ME-MS41	ME-MS41	ME-MS41	ME-MS41	ME-MS41	ME-MS41	ME-MS41	ME-MS41
	Analyte	Recvd Wt.	Au	Ag	Al	As	Au	B	Ba	Be	Bi	Ca	Cd	Ce	Co	Cr
	Units	kg	ppm	ppm	%	ppm	ppm	ppm	ppm	ppm	ppm	%	ppm	ppm	ppm	ppm
	LOR	0.02	0.001	0.01	0.01	0.1	0.2	10	10	0.05	0.01	0.01	0.01	0.02	0.1	1
ZZ62707		0.34	<0.001	0.20	1.76	3.5	<0.2	<10	110	0.90	0.27	0.20	0.04	23.9	7.5	45
ZZ62708		0.28	<0.001	0.10	1.13	4.8	<0.2	<10	70	0.69	0.25	0.13	0.07	24.1	6.2	23
ZZ62709		0.27	0.001	1.12	2.42	13.4	<0.2	<10	190	4.84	0.53	0.60	0.20	89.4	10.8	36
ZZ62710		0.28	0.003	1.55	3.64	17.9	<0.2	<10	150	10.50	0.79	0.59	0.16	139.5	14.9	53
ZZ62711		0.34	<0.001	0.18	1.28	6.7	<0.2	<10	170	0.73	0.27	0.40	0.28	23.6	4.0	20
ZZ62712		0.19	0.002	0.31	1.46	8.4	<0.2	<10	150	1.36	0.29	0.41	0.68	37.9	6.5	24
ZZ62713		0.25	0.001	0.54	0.86	2.8	<0.2	<10	70	1.25	0.31	0.21	0.06	25.9	2.5	9
ZZ62714		0.10	<0.001	0.02	0.29	1.0	<0.2	<10	20	0.07	0.07	0.04	0.05	3.19	1.5	4
ZZ62715		0.08	<0.001	0.06	0.54	3.0	<0.2	<10	50	0.20	0.34	0.05	0.27	11.55	2.0	8

***** See Appendix Page for comments regarding this certificate *****

ALS Canada Ltd.
2103 Dollarton Hwy
North Vancouver BC V7H 0A7
Phone: 604 984 0221 Fax: 604 984 0218 www.alsglobal.com

To: **SILVER RANGE RESOURCES LTD.**
C/O ARCHER, CATHRO & ASSOCIATES (1981) LIMITED
1016- 510 W HASTINGS ST
VANCOUVER BC V6B 1L8

Finalized Date: 29- AUG- 2012
Account: RANSIL

Project: KEG (Vat Claims)

CERTIFICATE OF ANALYSIS WH12189035

Sample Description	Method	ME-MS41	ME-MS41	ME-MS41	ME-MS41	ME-MS41	ME-MS41	ME-MS41	ME-MS41	ME-MS41	ME-MS41	ME-MS41	ME-MS41	ME-MS41	ME-MS41	ME-MS41
	Analyte	Cs	Cu	Fe	Ga	Ge	Hf	Hg	In	K	La	Li	Mg	Mn	Mo	Na
	Units	ppm	ppm	%	ppm	ppm	ppm	ppm	ppm	%	ppm	ppm	%	ppm	ppm	%
	LOR	0.05	0.2	0.01	0.05	0.05	0.02	0.01	0.005	0.01	0.2	0.1	0.01	5	0.05	0.01
ZZ62707		3.12	13.4	2.53	8.92	0.06	<0.02	0.02	0.015	0.07	14.7	34.0	0.62	204	0.40	0.03
ZZ62708		3.53	9.1	2.05	6.00	0.05	<0.02	0.02	0.011	0.09	12.8	23.1	0.35	242	0.44	0.02
ZZ62709		6.19	33.7	2.89	9.21	0.25	0.03	0.08	0.038	0.12	84.7	50.2	0.50	669	0.69	0.04
ZZ62710		16.15	35.9	3.83	14.50	0.45	0.11	0.15	0.047	0.18	143.5	81.5	0.73	403	1.01	0.04
ZZ62711		3.09	8.8	1.84	5.85	<0.05	<0.02	0.03	0.013	0.05	14.4	15.2	0.30	135	0.78	0.01
ZZ62712		4.26	22.5	2.00	5.89	0.08	<0.02	0.04	0.015	0.06	29.7	18.5	0.41	229	0.76	0.01
ZZ62713		4.06	12.8	1.01	3.46	0.07	<0.02	0.09	0.008	0.04	24.6	9.9	0.12	88	0.24	0.02
ZZ62714		0.96	3.7	0.59	2.42	<0.05	<0.02	0.02	<0.005	0.03	1.6	2.6	0.05	74	0.23	0.03
ZZ62715		1.48	7.7	1.13	5.05	<0.05	<0.02	0.02	<0.005	0.06	5.4	3.2	0.06	50	0.53	0.01

***** See Appendix Page for comments regarding this certificate *****

ALS Canada Ltd.
2103 Dollarton Hwy
North Vancouver BC V7H 0A7
Phone: 604 984 0221 Fax: 604 984 0218 www.alsglobal.com

To: **SILVER RANGE RESOURCES LTD.**
C/O ARCHER, CATHRO & ASSOCIATES (1981) LIMITED
1016- 510 W HASTINGS ST
VANCOUVER BC V6B 1L8

Finalized Date: 29- AUG- 2012
Account: RANSIL

Project: KEG (Vat Claims)

CERTIFICATE OF ANALYSIS WH12189035

Sample Description	Method	ME-MS41	ME-MS41	ME-MS41	ME-MS41	ME-MS41	ME-MS41	ME-MS41	ME-MS41	ME-MS41	ME-MS41	ME-MS41	ME-MS41	ME-MS41	ME-MS41	ME-MS41
	Analyte	Nb	Ni	P	Pb	Rb	Re	S	Sb	Sc	Se	Sn	Sr	Ta	Te	Th
	Units	ppm	ppm	ppm	ppm	ppm	ppm	%	ppm	ppm	ppm	ppm	ppm	ppm	ppm	ppm
	LOR	0.05	0.2	10	0.2	0.1	0.001	0.01	0.05	0.1	0.2	0.2	0.2	0.01	0.01	0.2
ZZ62707		1.90	15.0	500	12.7	14.2	0.001	0.01	0.14	4.4	0.3	1.1	19.4	<0.01	0.01	1.7
ZZ62708		1.02	13.0	470	12.7	19.0	0.001	0.01	0.19	2.1	0.4	0.7	16.8	<0.01	<0.01	1.3
ZZ62709		2.34	25.2	930	31.0	36.2	<0.001	0.04	0.28	5.2	1.2	1.1	54.1	<0.01	0.01	2.8
ZZ62710		3.57	38.2	740	40.8	40.1	0.001	0.06	0.37	9.1	2.1	1.9	67.0	0.02	0.05	6.6
ZZ62711		1.03	10.3	330	14.5	16.2	0.001	0.01	0.29	1.9	0.2	0.7	30.9	<0.01	0.02	1.9
ZZ62712		1.07	16.9	600	13.5	17.0	0.001	0.02	0.32	2.0	0.7	0.6	30.0	<0.01	0.02	1.2
ZZ62713		0.29	5.1	930	16.0	9.0	0.001	0.03	0.13	1.1	0.5	0.5	14.7	<0.01	<0.01	0.6
ZZ62714		0.23	2.2	220	2.6	7.0	0.001	<0.01	0.08	0.2	<0.2	0.2	6.9	<0.01	0.01	<0.2
ZZ62715		1.09	4.8	260	9.5	15.6	0.001	<0.01	0.26	0.7	0.2	0.9	6.0	<0.01	0.01	1.2

***** See Appendix Page for comments regarding this certificate *****

ALS Canada Ltd.
2103 Dollarton Hwy
North Vancouver BC V7H 0A7
Phone: 604 984 0221 Fax: 604 984 0218 www.alsglobal.com

To: **SILVER RANGE RESOURCES LTD.**
C/O ARCHER, CATHRO & ASSOCIATES (1981) LIMITED
1016- 510 W HASTINGS ST
VANCOUVER BC V6B 1L8

Finalized Date: 29- AUG- 2012
Account: RANSIL

Project: KEG (Vat Claims)

CERTIFICATE OF ANALYSIS WH12189035

Sample Description	Method	ME-MS41	ME-MS41	ME-MS41	ME-MS41	ME-MS41	ME-MS41	ME-MS41	ME-MS41
	Analyte	Ti	Tl	U	V	W	Y	Zn	Zr
	Units	%	ppm	ppm	ppm	ppm	ppm	ppm	ppm
	LOR	0.005	0.02	0.05	1	0.05	0.05	2	0.5
ZZ62707		0.136	0.18	7.55	45	0.19	4.52	48	0.5
ZZ62708		0.075	0.15	3.27	40	0.46	3.49	47	<0.5
ZZ62709		0.081	0.24	76.8	41	0.24	29.1	89	0.9
ZZ62710		0.120	0.44	122.5	53	0.35	46.4	160	1.5
ZZ62711		0.040	0.17	5.28	42	0.31	3.91	34	<0.5
ZZ62712		0.041	0.16	14.60	38	0.28	8.82	62	<0.5
ZZ62713		0.031	0.16	27.6	23	0.07	6.08	30	<0.5
ZZ62714		0.027	0.04	0.26	14	0.06	0.39	11	<0.5
ZZ62715		0.046	0.09	0.87	28	0.18	0.85	32	<0.5

***** See Appendix Page for comments regarding this certificate *****

ALS Canada Ltd.
2103 Dollarton Hwy
North Vancouver BC V7H 0A7
Phone: 604 984 0221 Fax: 604 984 0218 www.alsglobal.com

To: **SILVER RANGE RESOURCES LTD.**
C/O ARCHER, CATHRO & ASSOCIATES (1981) LIMITED
1016-510 W HASTINGS ST
VANCOUVER BC V6B 1L8

Finalized Date: 29-AUG-2012
Account: RANSIL

Project: KEG (Vat Claims)

CERTIFICATE OF ANALYSIS WH12189035

Method	CERTIFICATE COMMENTS
ME-MS41	Gold determinations by this method are semi-quantitative due to the small sample weight used (0.5g).

ALS Canada Ltd.

2103 Dollarton Hwy
North Vancouver BC V7H 0A7
Phone: 604 984 0221 Fax: 604 984 0218 www.alsglobal.com

To: **SILVER RANGE RESOURCES LTD.**
C/O ARCHER, CATHRO & ASSOCIATES (1981) LIMITED
1016-510 W HASTINGS ST
VANCOUVER BC V6B 1L8

Finalized Date: 31-AUG-2012
Account: RANSIL

CERTIFICATE WH12189037

Project: SNAIL

P.O. No.:

This report is for 138 Soil samples submitted to our lab in Whitehorse, YT, Canada on 14-AUG-2012.

The following have access to data associated with this certificate:

MATT DUMALA	JOAN MARIACHER	HEATHER SMITH

SAMPLE PREPARATION

ALS CODE	DESCRIPTION
WEI-21	Received Sample Weight
LOG-22	Sample login - Rcd w/o BarCode
SCR-41	Screen to -180um and save both

ANALYTICAL PROCEDURES

ALS CODE	DESCRIPTION	INSTRUMENT
Au-ICP21	Au 30g FA ICP-AES Finish	ICP-AES
ME-MS41	51 anal. aqua regia ICPMS	

To: **SILVER RANGE RESOURCES LTD.**
ATTN: JOAN MARIACHER
C/O ARCHER, CATHRO & ASSOCIATES (1981) LIMITED
1016-510 W HASTINGS ST
VANCOUVER BC V6B 1L8

This is the Final Report and supersedes any preliminary report with this certificate number. Results apply to samples as submitted. All pages of this report have been checked and approved for release.

***** See Appendix Page for comments regarding this certificate *****

Signature:

Colin Ramshaw, Vancouver Laboratory Manager

ALS Canada Ltd.
2103 Dollarton Hwy
North Vancouver BC V7H 0A7
Phone: 604 984 0221 Fax: 604 984 0218 www.alsglobal.com

To: **SILVER RANGE RESOURCES LTD.**
C/O ARCHER, CATHRO & ASSOCIATES (1981) LIMITED
1016-510 W HASTINGS ST
VANCOUVER BC V6B 1L8

Finalized Date: 31-AUG-2012
Account: RANSIL

Project: SNAIL

CERTIFICATE OF ANALYSIS WH12189037

Sample Description	Method	WEI-21	Au-ICP21	ME-MS41	ME-MS41	ME-MS41	ME-MS41	ME-MS41	ME-MS41	ME-MS41	ME-MS41	ME-MS41	ME-MS41	ME-MS41	ME-MS41	ME-MS41
	Analyte	Recvd Wt.	Au	Ag	Al	As	Au	B	Ba	Be	Bi	Ca	Cd	Ce	Co	Cr
	Units	kg	ppm	ppm	%	ppm	ppm	ppm	ppm	ppm	ppm	%	ppm	ppm	ppm	ppm
	LOR	0.02	0.001	0.01	0.01	0.1	0.2	10	10	0.05	0.01	0.01	0.01	0.02	0.1	1
ZZ41001		0.15	0.006	0.95	1.63	22.7	<0.2	<10	510	0.55	0.66	0.77	0.50	23.1	7.2	23
ZZ41002		0.06	0.008	0.36	0.98	11.1	<0.2	<10	270	0.54	0.18	0.31	3.01	15.60	2.5	11
ZZ41003		0.25	0.002	0.29	1.20	12.9	<0.2	<10	200	0.45	0.39	0.30	0.50	25.1	4.6	20
ZZ41004		0.31	0.005	0.59	1.14	33.0	<0.2	<10	280	0.72	0.69	0.29	1.73	31.5	7.2	19
ZZ41005		0.17	0.006	0.94	1.53	42.8	<0.2	<10	150	0.51	5.03	0.15	0.42	22.2	5.0	14
ZZ41006		0.32	0.013	1.14	1.69	45.5	<0.2	<10	230	0.70	4.43	0.23	0.85	33.5	7.8	23
ZZ41007		0.14	0.030	6.63	1.83	181.5	<0.2	<10	180	0.74	19.90	0.54	2.22	37.2	7.5	22
ZZ41008		0.35	0.039	4.13	2.22	243	<0.2	<10	240	0.81	20.2	0.44	2.34	36.9	9.8	32
ZZ41009		0.24	0.055	3.93	1.85	513	<0.2	<10	220	0.66	27.9	0.32	3.02	34.1	8.0	23
ZZ41010		0.11	0.006	0.62	1.28	59.5	<0.2	<10	130	0.42	2.21	0.12	0.40	22.2	4.3	28
ZZ41011		0.24	0.006	1.18	1.46	33.9	<0.2	<10	210	0.76	0.29	0.25	1.05	40.0	8.4	21
ZZ41012		0.21	0.004	0.94	1.40	34.2	<0.2	<10	270	0.81	0.32	0.39	1.98	39.2	7.8	22
ZZ41013		0.10	0.015	2.23	2.09	161.0	<0.2	<10	260	0.92	7.78	0.24	2.08	33.8	6.5	35
ZZ41014		0.19	0.011	3.22	2.10	138.5	<0.2	<10	300	0.92	4.47	0.58	3.85	29.8	8.4	33
ZZ41015		0.14	0.006	1.10	2.24	38.5	<0.2	<10	320	1.10	4.53	0.51	2.36	33.6	9.1	30
ZZ41016		0.21	0.010	1.55	1.88	78.5	<0.2	<10	290	0.92	2.61	0.33	2.31	31.0	8.9	29
ZZ41017		0.14	0.006	4.69	2.41	133.0	<0.2	<10	370	1.15	2.70	0.44	6.08	34.9	9.2	35
ZZ41018		0.14	0.007	2.18	1.74	191.5	<0.2	<10	190	0.73	3.66	0.35	2.99	25.2	8.9	30
ZZ41019		0.16	0.005	1.80	1.73	140.0	<0.2	<10	300	0.71	2.39	0.44	2.94	25.0	4.2	35
ZZ41020		0.15	0.003	0.40	1.80	22.8	<0.2	<10	150	0.57	0.33	0.12	0.59	27.2	5.7	27
ZZ41021		0.20	0.002	0.20	0.40	10.6	<0.2	<10	60	0.05	0.18	0.05	0.16	20.5	0.8	8
ZZ41022		0.25	0.005	0.51	1.48	37.1	<0.2	<10	280	0.68	0.24	0.28	0.97	31.2	6.2	24
ZZ41023		0.18	0.005	0.63	1.45	18.9	<0.2	<10	520	0.57	0.32	0.16	0.24	22.0	4.5	23
ZZ41024		0.19	0.003	1.02	1.59	35.9	<0.2	<10	590	0.59	0.62	0.17	0.29	24.5	4.8	26
ZZ41025		0.16	0.002	0.47	1.30	30.4	<0.2	<10	480	0.42	0.43	0.09	0.20	19.70	4.0	21
ZZ41026		0.28	0.006	1.05	1.65	45.3	<0.2	<10	600	0.71	0.44	0.23	0.46	32.5	6.0	25
ZZ41027		0.23	0.011	1.37	1.42	43.7	<0.2	<10	430	0.39	0.45	0.31	0.47	22.6	7.2	18
ZZ41028		0.19	0.005	0.41	1.36	88.3	<0.2	<10	350	0.53	0.47	0.28	0.66	22.4	5.4	21
ZZ41029		0.25	0.002	0.66	1.71	34.4	<0.2	<10	200	0.39	0.31	0.09	0.50	22.2	5.6	28
ZZ41030		0.22	0.007	0.40	1.46	71.2	<0.2	<10	530	0.45	0.73	0.23	0.36	24.6	6.2	27
ZZ41031		0.17	0.002	0.69	1.97	71.8	<0.2	<10	210	0.59	0.55	0.20	1.04	21.9	6.4	28
ZZ41032		0.21	0.004	1.50	1.78	85.6	<0.2	<10	750	0.88	0.54	0.23	1.15	26.0	6.1	26
ZZ41033		0.27	0.004	1.31	1.27	22.1	<0.2	<10	230	0.57	0.23	0.36	0.80	25.5	5.9	18
ZZ41034		0.32	0.005	0.19	1.60	13.8	<0.2	<10	240	0.54	0.26	0.16	0.46	32.2	6.6	24
ZZ41035		0.21	0.002	0.23	1.13	9.7	<0.2	<10	110	0.39	0.17	0.18	0.42	16.20	3.6	20
ZZ41036		0.19	0.004	0.82	2.20	45.1	<0.2	<10	190	0.67	0.42	0.12	1.39	22.5	7.1	31
ZZ41037		0.13	0.003	0.38	1.10	19.1	<0.2	<10	130	0.45	0.20	0.36	1.48	16.75	6.3	16
ZZ41038		0.11	0.005	0.94	1.00	158.0	<0.2	<10	110	0.41	0.93	1.17	2.07	14.85	7.0	14
ZZ41039		0.14	0.004	0.30	1.45	59.2	<0.2	<10	210	0.50	0.39	0.33	1.06	20.3	7.8	24
ZZ41040		0.20	0.005	2.73	1.59	264	<0.2	<10	220	0.70	7.48	0.92	3.07	14.10	11.1	25

***** See Appendix Page for comments regarding this certificate *****

ALS Canada Ltd.
2103 Dollarton Hwy
North Vancouver BC V7H 0A7
Phone: 604 984 0221 Fax: 604 984 0218 www.alsglobal.com

To: **SILVER RANGE RESOURCES LTD.**
C/O ARCHER, CATHRO & ASSOCIATES (1981) LIMITED
1016-510 W HASTINGS ST
VANCOUVER BC V6B 1L8

Finalized Date: 31-AUG-2012
Account: RANSIL

Project: SNAIL

CERTIFICATE OF ANALYSIS WH12189037

Sample Description	Method	ME-MS41	ME-MS41	ME-MS41	ME-MS41	ME-MS41	ME-MS41	ME-MS41	ME-MS41	ME-MS41	ME-MS41	ME-MS41	ME-MS41	ME-MS41	ME-MS41	ME-MS41
	Analyte	Cs	Cu	Fe	Ga	Ge	Hf	Hg	In	K	La	Li	Mg	Mn	Mo	Na
	Units	ppm	ppm	%	ppm	ppm	ppm	ppm	ppm	%	ppm	ppm	%	ppm	ppm	%
	LOR	0.05	0.2	0.01	0.05	0.05	0.02	0.01	0.005	0.01	0.2	0.1	0.01	5	0.05	0.01
ZZ41001		1.74	16.8	2.99	5.16	<0.05	0.08	0.24	0.036	0.11	12.8	16.3	0.42	632	2.46	0.03
ZZ41002		0.66	54.8	0.90	2.95	<0.05	0.06	0.09	0.005	0.03	8.1	3.0	0.08	58	1.45	0.04
ZZ41003		1.44	15.3	1.77	3.94	<0.05	0.03	0.06	0.018	0.05	13.2	12.3	0.39	241	1.46	0.03
ZZ41004		1.94	24.8	2.45	3.39	<0.05	<0.02	0.05	0.022	0.08	15.9	11.5	0.40	495	3.43	0.03
ZZ41005		2.36	41.1	2.08	4.53	<0.05	<0.02	0.10	0.025	0.06	12.0	9.0	0.31	257	3.74	0.04
ZZ41006		2.37	51.6	2.94	5.13	0.06	0.03	0.10	0.050	0.07	18.4	13.9	0.45	404	5.07	0.03
ZZ41007		3.05	169.5	3.81	5.18	0.07	0.02	0.07	0.513	0.11	21.2	14.0	0.49	314	5.84	0.02
ZZ41008		4.45	196.0	3.89	6.76	0.07	<0.02	0.13	0.886	0.16	20.3	21.9	0.87	350	5.69	0.01
ZZ41009		2.99	162.0	3.49	5.34	0.07	0.02	0.08	0.935	0.11	19.2	15.0	0.58	287	7.58	0.02
ZZ41010		2.00	23.4	2.30	6.04	<0.05	<0.02	0.08	0.060	0.07	12.1	11.2	0.34	163	2.70	<0.01
ZZ41011		1.62	35.8	2.66	3.86	0.07	0.06	0.12	0.034	0.10	20.9	14.5	0.45	372	4.74	<0.01
ZZ41012		1.58	41.3	2.58	3.96	0.08	0.04	0.08	0.037	0.09	21.0	14.5	0.53	311	4.20	<0.01
ZZ41013		2.98	216	3.42	6.92	0.06	<0.02	0.10	0.244	0.10	20.6	20.9	0.69	299	4.23	<0.01
ZZ41014		3.78	133.5	3.20	6.49	0.07	0.02	0.06	0.385	0.08	18.0	21.8	0.95	791	4.94	0.01
ZZ41015		3.69	84.2	2.98	6.67	0.07	0.02	0.04	0.264	0.11	15.4	24.0	1.37	765	3.61	<0.01
ZZ41016		3.46	79.0	2.87	5.88	0.06	0.02	0.09	0.359	0.11	16.8	18.4	0.66	449	5.19	<0.01
ZZ41017		5.12	79.6	3.28	7.47	0.05	0.02	0.07	0.532	0.12	19.6	22.9	0.85	438	5.88	<0.01
ZZ41018		4.03	70.4	2.66	6.72	0.06	<0.02	0.05	0.309	0.08	14.1	18.2	0.70	656	4.34	0.01
ZZ41019		3.90	125.5	2.42	6.29	0.05	<0.02	0.11	0.164	0.08	14.8	15.8	0.61	240	3.03	<0.01
ZZ41020		1.68	16.1	3.01	5.71	0.05	0.02	0.05	0.030	0.07	14.7	17.5	0.40	229	2.68	<0.01
ZZ41021		1.14	5.0	0.55	4.46	<0.05	<0.02	0.01	0.006	0.03	11.5	0.9	0.03	20	1.23	<0.01
ZZ41022		1.60	29.1	2.71	4.63	0.06	<0.02	0.09	0.030	0.09	17.0	16.6	0.40	237	4.66	<0.01
ZZ41023		2.21	50.0	1.93	4.94	0.05	<0.02	0.09	0.023	0.11	11.9	14.0	0.37	219	1.82	0.01
ZZ41024		2.33	43.6	2.23	5.05	0.05	<0.02	0.07	0.030	0.11	13.2	13.3	0.46	227	2.28	0.01
ZZ41025		2.05	25.5	2.07	5.50	<0.05	0.02	0.03	0.024	0.09	11.0	11.8	0.36	182	1.94	0.01
ZZ41026		1.76	48.9	2.51	5.24	0.05	<0.02	0.13	0.032	0.11	17.3	15.4	0.41	235	2.79	<0.01
ZZ41027		2.35	40.6	1.96	4.37	0.06	<0.02	0.19	0.031	0.07	12.2	11.8	0.28	193	3.31	0.02
ZZ41028		1.87	30.9	2.36	4.41	0.05	0.02	0.04	0.043	0.07	12.7	14.8	0.39	183	3.59	0.01
ZZ41029		2.12	15.7	3.05	6.58	<0.05	0.13	0.01	0.022	0.09	12.1	21.7	0.48	199	3.51	<0.01
ZZ41030		1.96	25.9	2.55	5.01	0.05	0.03	0.05	0.044	0.09	12.6	16.0	0.47	269	2.81	<0.01
ZZ41031		1.97	21.1	2.54	6.96	0.05	0.04	0.06	0.031	0.07	12.0	17.8	0.62	181	2.74	0.01
ZZ41032		2.21	28.5	2.58	6.10	0.06	0.03	0.05	0.045	0.07	15.2	16.8	0.40	240	3.28	0.01
ZZ41033		1.35	52.5	1.71	3.63	0.05	0.02	0.13	0.019	0.05	14.8	11.3	0.33	257	2.09	0.02
ZZ41034		1.68	74.0	2.36	4.69	0.06	0.03	0.08	0.022	0.06	17.2	16.7	0.40	176	1.47	<0.01
ZZ41035		3.01	24.1	1.88	4.75	0.05	<0.02	0.02	0.013	0.06	8.2	12.1	0.33	134	10.00	0.02
ZZ41036		2.42	30.0	3.40	6.68	<0.05	0.05	0.04	0.031	0.07	12.7	25.7	0.46	161	2.87	<0.01
ZZ41037		1.62	29.1	1.82	4.07	<0.05	<0.02	0.02	0.026	0.05	8.7	13.0	0.22	226	3.17	0.02
ZZ41038		1.66	34.8	1.49	3.00	<0.05	<0.02	0.04	0.027	0.05	7.1	10.7	0.30	432	1.46	0.03
ZZ41039		2.50	40.2	2.55	5.44	0.05	0.02	0.02	0.029	0.06	11.2	17.9	0.40	210	3.22	0.01
ZZ41040		2.78	50.9	2.13	5.53	0.05	<0.02	0.06	0.213	0.06	7.5	19.0	0.57	418	2.63	0.03

***** See Appendix Page for comments regarding this certificate *****

ALS Canada Ltd.
2103 Dollarton Hwy
North Vancouver BC V7H 0A7
Phone: 604 984 0221 Fax: 604 984 0218 www.alsglobal.com

To: **SILVER RANGE RESOURCES LTD.**
C/O ARCHER, CATHRO & ASSOCIATES (1981) LIMITED
1016-510 W HASTINGS ST
VANCOUVER BC V6B 1L8

Finalized Date: 31-AUG-2012
Account: RANSIL

Project: SNAIL

CERTIFICATE OF ANALYSIS WH12189037

Sample Description	Method	ME-MS41	ME-MS41	ME-MS41	ME-MS41	ME-MS41	ME-MS41	ME-MS41	ME-MS41	ME-MS41	ME-MS41	ME-MS41	ME-MS41	ME-MS41	ME-MS41	ME-MS41
	Analyte	Nb	Ni	P	Pb	Rb	Re	S	Sb	Sc	Se	Sn	Sr	Ta	Te	Th
	Units	ppm	ppm	ppm	ppm	ppm	ppm	%	ppm	ppm	ppm	ppm	ppm	ppm	ppm	ppm
	LOR	0.05	0.2	10	0.2	0.1	0.001	0.01	0.05	0.1	0.2	0.2	0.2	0.01	0.01	0.2
ZZ41001		0.67	18.2	890	22.8	13.6	<0.001	0.10	2.85	5.0	1.4	0.9	40.7	<0.01	0.06	3.7
ZZ41002		0.38	10.3	1440	5.8	2.6	<0.001	0.29	2.30	1.4	1.2	0.3	20.8	<0.01	0.04	0.6
ZZ41003		0.68	17.3	1050	21.1	7.6	<0.001	0.05	2.61	2.2	0.8	0.7	20.7	<0.01	0.02	1.9
ZZ41004		0.31	25.1	1360	61.5	10.4	<0.001	0.06	7.31	1.6	1.2	0.7	24.8	<0.01	0.06	0.6
ZZ41005		0.57	13.3	840	43.6	11.2	<0.001	0.08	4.07	1.9	1.2	1.0	16.3	<0.01	0.13	0.7
ZZ41006		0.82	23.4	1040	62.8	13.0	<0.001	0.07	5.35	3.3	1.5	1.7	24.2	<0.01	0.19	2.8
ZZ41007		0.86	22.2	1180	494	13.3	<0.001	0.07	6.63	3.8	3.2	5.8	95.4	<0.01	1.02	2.4
ZZ41008		0.94	27.1	1570	88.1	24.3	<0.001	0.08	6.08	4.2	2.8	5.7	40.3	<0.01	1.30	2.0
ZZ41009		0.72	20.2	960	90.0	12.9	<0.001	0.07	5.97	3.7	2.3	5.3	67.4	<0.01	1.84	1.8
ZZ41010		0.76	14.6	700	33.6	10.0	<0.001	0.05	1.86	1.3	1.3	1.3	11.3	<0.01	0.19	0.3
ZZ41011		0.67	32.2	1210	138.0	10.0	<0.001	0.04	9.41	3.4	2.0	1.3	22.6	<0.01	0.04	3.9
ZZ41012		0.69	34.3	1630	103.5	9.8	0.002	0.03	7.31	3.5	1.7	1.1	30.3	<0.01	0.04	4.2
ZZ41013		0.86	30.2	1090	98.1	18.3	0.001	0.07	6.26	2.5	2.3	4.8	26.1	<0.01	0.42	0.7
ZZ41014		0.80	48.7	1590	179.0	16.5	0.001	0.06	13.05	2.9	2.0	12.7	48.3	<0.01	0.23	1.6
ZZ41015		0.63	47.6	1410	53.8	14.2	<0.001	0.04	5.58	3.4	1.6	7.6	40.7	<0.01	0.15	2.2
ZZ41016		0.76	34.4	1270	88.5	17.7	0.001	0.06	9.05	2.4	1.9	3.8	29.2	<0.01	0.09	1.0
ZZ41017		0.83	49.3	1770	591	27.9	<0.001	0.07	7.89	2.8	2.0	4.7	40.1	<0.01	0.09	1.1
ZZ41018		0.73	26.1	1250	208	20.0	0.002	0.08	4.57	1.8	3.4	8.7	27.6	<0.01	0.09	0.6
ZZ41019		0.88	29.0	1370	101.0	18.7	0.002	0.09	7.03	2.1	2.1	5.3	24.5	<0.01	0.06	0.6
ZZ41020		1.11	19.1	550	62.0	11.2	<0.001	0.02	1.97	2.4	1.0	0.9	10.5	<0.01	0.04	1.7
ZZ41021		0.14	3.1	270	11.9	4.8	<0.001	0.01	1.10	0.2	0.3	1.1	5.8	<0.01	0.03	<0.2
ZZ41022		0.80	24.3	1570	32.4	10.4	0.001	0.06	4.85	1.9	1.5	1.1	32.5	<0.01	0.07	0.9
ZZ41023		0.64	19.8	700	15.7	19.1	<0.001	0.02	1.23	1.8	1.0	0.8	16.6	<0.01	0.04	0.3
ZZ41024		0.62	20.0	790	38.6	16.4	<0.001	0.03	2.05	1.8	1.0	1.1	19.3	0.01	0.03	0.4
ZZ41025		0.95	16.5	360	24.7	13.8	<0.001	0.01	1.86	2.8	0.8	1.1	12.7	<0.01	0.05	2.3
ZZ41026		0.84	23.9	700	33.4	14.1	<0.001	0.01	2.30	3.5	2.1	1.1	20.8	<0.01	0.04	2.1
ZZ41027		0.51	20.1	1010	39.9	13.4	0.002	0.05	1.78	2.0	3.1	0.9	22.5	<0.01	0.04	0.5
ZZ41028		0.68	24.3	900	52.6	12.6	<0.001	0.04	4.54	2.2	1.3	1.1	30.1	<0.01	0.05	1.6
ZZ41029		1.28	19.5	340	17.2	19.4	0.001	0.02	1.77	3.5	1.0	1.0	12.8	<0.01	0.03	4.0
ZZ41030		0.90	24.2	730	51.8	11.8	<0.001	0.02	3.82	3.4	1.3	1.2	25.3	<0.01	0.06	3.4
ZZ41031		1.33	23.7	760	39.9	13.0	<0.001	0.03	2.99	3.1	1.4	1.8	18.2	<0.01	0.04	3.1
ZZ41032		1.18	24.5	810	72.7	13.3	<0.001	0.04	3.56	2.8	1.6	1.8	24.6	<0.01	0.06	2.1
ZZ41033		0.68	16.9	980	21.1	9.9	0.003	0.03	1.47	2.4	1.3	0.6	21.5	<0.01	0.04	1.2
ZZ41034		1.12	22.3	510	14.3	9.9	<0.001	0.01	1.10	3.1	1.5	0.7	13.6	<0.01	0.05	2.6
ZZ41035		1.00	13.4	420	7.9	12.5	<0.001	0.05	0.98	1.8	2.3	0.5	22.0	<0.01	0.03	1.2
ZZ41036		1.48	36.1	300	21.4	12.7	0.001	0.02	1.88	3.3	2.0	0.9	16.8	<0.01	0.05	3.3
ZZ41037		0.63	17.5	630	13.7	7.9	<0.001	0.03	1.56	1.4	2.7	0.5	30.1	0.01	0.05	1.1
ZZ41038		0.51	22.6	650	41.3	8.7	0.001	0.06	1.51	1.4	3.5	0.7	40.3	<0.01	0.08	0.6
ZZ41039		0.77	30.0	650	16.7	11.1	0.001	0.02	3.18	2.2	1.7	0.7	35.9	<0.01	0.06	1.6
ZZ41040		0.62	32.6	710	60.8	11.9	0.001	0.07	14.80	1.8	2.9	2.4	36.8	<0.01	0.13	0.6

***** See Appendix Page for comments regarding this certificate *****

ALS Canada Ltd.
2103 Dollarton Hwy
North Vancouver BC V7H 0A7
Phone: 604 984 0221 Fax: 604 984 0218 www.alsglobal.com

To: **SILVER RANGE RESOURCES LTD.**
C/O ARCHER, CATHRO & ASSOCIATES (1981) LIMITED
1016-510 W HASTINGS ST
VANCOUVER BC V6B 1L8

Finalized Date: 31-AUG-2012
Account: RANSIL

Project: SNAIL

CERTIFICATE OF ANALYSIS WH12189037

Sample Description	Method	ME-MS41	ME-MS41	ME-MS41	ME-MS41	ME-MS41	ME-MS41	ME-MS41	ME-MS41
	Analyte	Ti	Tl	U	V	W	Y	Zn	Zr
	Units	%	ppm	ppm	ppm	ppm	ppm	ppm	ppm
	LOR	0.005	0.02	0.05	1	0.05	0.05	2	0.5
ZZ41001		0.012	0.26	1.32	64	0.13	6.94	132	2.1
ZZ41002		0.019	0.18	1.62	29	0.09	8.77	29	2.0
ZZ41003		0.027	0.21	1.12	39	0.16	6.35	88	0.6
ZZ41004		0.020	0.27	1.71	58	0.19	9.78	174	<0.5
ZZ41005		0.027	0.22	1.72	48	0.24	5.84	92	<0.5
ZZ41006		0.032	0.27	2.37	69	1.00	8.84	143	0.7
ZZ41007		0.047	0.22	2.33	71	0.75	11.15	260	0.5
ZZ41008		0.052	0.44	3.01	105	0.53	11.45	330	0.5
ZZ41009		0.050	0.28	2.08	70	0.61	9.93	351	0.5
ZZ41010		0.041	0.25	1.22	86	0.52	3.50	69	<0.5
ZZ41011		0.025	0.31	1.67	83	0.18	9.85	190	1.7
ZZ41012		0.031	0.25	2.03	89	0.16	11.55	202	1.4
ZZ41013		0.035	0.35	3.39	118	0.43	8.88	230	<0.5
ZZ41014		0.044	0.33	4.12	120	0.45	12.75	516	<0.5
ZZ41015		0.031	0.38	2.49	91	0.40	9.57	302	0.6
ZZ41016		0.028	0.30	3.55	94	0.29	8.83	418	<0.5
ZZ41017		0.026	0.47	2.89	143	0.27	11.60	747	0.7
ZZ41018		0.032	0.36	2.58	92	0.29	6.06	348	<0.5
ZZ41019		0.028	0.39	2.29	98	0.29	7.00	598	<0.5
ZZ41020		0.036	0.23	0.90	75	0.41	4.21	117	0.5
ZZ41021		0.014	0.14	0.36	28	0.14	1.43	18	<0.5
ZZ41022		0.026	0.26	1.62	89	0.23	7.38	133	0.5
ZZ41023		0.031	0.23	1.11	50	0.20	5.83	80	<0.5
ZZ41024		0.030	0.23	1.17	63	0.18	6.07	96	<0.5
ZZ41025		0.041	0.19	0.66	63	0.28	4.87	79	1.1
ZZ41026		0.027	0.23	1.56	62	0.21	11.95	121	<0.5
ZZ41027		0.021	0.26	1.52	57	0.15	7.94	115	<0.5
ZZ41028		0.026	0.20	1.28	65	0.29	5.80	159	0.5
ZZ41029		0.047	0.26	0.74	74	0.31	3.70	102	5.4
ZZ41030		0.040	0.20	1.01	66	0.39	6.43	123	1.4
ZZ41031		0.048	0.27	0.95	79	0.22	5.02	146	1.7
ZZ41032		0.043	0.26	1.51	76	0.27	8.01	172	0.9
ZZ41033		0.032	0.23	1.95	39	0.38	9.06	100	0.6
ZZ41034		0.038	0.25	1.18	44	0.33	6.34	84	0.8
ZZ41035		0.050	0.32	1.08	49	0.31	3.57	56	<0.5
ZZ41036		0.041	0.21	0.68	68	0.29	3.66	134	2.1
ZZ41037		0.026	0.08	0.83	36	0.21	3.62	231	<0.5
ZZ41038		0.024	0.15	2.16	27	0.25	4.82	182	<0.5
ZZ41039		0.037	0.15	1.04	58	0.31	4.43	187	0.5
ZZ41040		0.034	0.19	1.46	51	0.16	5.67	369	<0.5

***** See Appendix Page for comments regarding this certificate *****

ALS Canada Ltd.
2103 Dollarton Hwy
North Vancouver BC V7H 0A7
Phone: 604 984 0221 Fax: 604 984 0218 www.alsglobal.com

To: **SILVER RANGE RESOURCES LTD.**
C/O ARCHER, CATHRO & ASSOCIATES (1981) LIMITED
1016-510 W HASTINGS ST
VANCOUVER BC V6B 1L8

Finalized Date: 31-AUG-2012
Account: RANSIL

Project: SNAIL

CERTIFICATE OF ANALYSIS WH12189037

Sample Description	Method	WEI-21	Au-ICP21	ME-MS41	ME-MS41	ME-MS41	ME-MS41	ME-MS41	ME-MS41	ME-MS41	ME-MS41	ME-MS41	ME-MS41	ME-MS41	ME-MS41	ME-MS41
	Analyte	Recvd Wt.	Au	Ag	Al	As	Au	B	Ba	Be	Bi	Ca	Cd	Ce	Co	Cr
	Units	kg	ppm	ppm	%	ppm	ppm	ppm	ppm	ppm	ppm	%	ppm	ppm	ppm	ppm
	LOR	0.02	0.001	0.01	0.01	0.1	0.2	10	10	0.05	0.01	0.01	0.01	0.02	0.1	1
ZZ41041		0.14	0.005	0.90	1.93	68.9	<0.2	<10	480	0.54	0.66	0.41	1.04	27.7	6.7	35
ZZ41042		0.19	0.005	1.04	2.05	170.0	<0.2	<10	300	0.68	0.60	0.23	0.41	30.2	6.7	27
ZZ41043		0.19	0.006	1.06	1.41	276	<0.2	<10	260	0.48	0.69	0.76	2.68	26.3	9.3	20
ZZ41044		0.24	NSS	0.99	1.77	104.0	<0.2	<10	330	0.71	0.61	0.97	1.73	25.1	8.0	25
ZZ41045		0.12	0.002	0.44	1.54	70.4	<0.2	<10	200	0.61	0.45	0.92	0.65	17.20	8.1	18
ZZ41046		0.20	0.006	0.78	1.45	61.5	<0.2	<10	260	0.58	0.29	1.88	2.12	18.70	8.2	14
ZZ41047		0.10	0.006	0.74	1.50	185.5	<0.2	<10	220	0.74	0.72	0.68	1.80	20.7	7.3	15
ZZ41048		0.17	0.003	0.61	1.69	101.0	<0.2	<10	280	0.80	0.58	0.37	1.72	25.4	7.0	20
ZZ41049		0.15	0.004	0.65	1.92	95.1	<0.2	<10	340	0.80	0.55	0.26	0.94	27.0	9.8	20
ZZ41050		0.15	0.005	1.13	1.50	59.7	<0.2	<10	310	0.45	0.40	0.81	0.42	20.3	5.0	23
ZZ41051		0.18	0.005	1.05	1.06	40.6	<0.2	<10	240	0.47	0.20	0.57	0.38	16.30	4.3	14
ZZ41052		0.28	0.002	0.67	1.48	17.3	<0.2	<10	210	0.64	0.27	0.46	0.29	22.9	5.9	23
ZZ41053		0.19	0.002	0.33	1.90	40.1	<0.2	<10	200	0.73	0.35	0.51	0.41	23.2	8.1	32
ZZ41054		0.12	0.002	0.28	1.44	44.7	<0.2	<10	170	0.39	0.40	0.29	0.59	18.45	5.6	23
ZZ41055		0.14	0.003	1.10	2.55	71.4	<0.2	<10	580	0.75	0.68	0.17	1.34	25.9	11.0	42
ZZ41056		0.25	0.003	1.27	1.56	114.0	<0.2	<10	230	0.45	0.51	0.21	1.02	26.5	8.2	25
ZZ41057		0.20	0.002	1.78	1.42	75.0	<0.2	<10	260	0.50	1.11	0.14	1.60	21.3	5.5	20
ZZ41058		0.20	0.005	1.26	1.49	103.5	<0.2	<10	260	0.64	0.87	0.15	0.97	27.3	8.0	24
ZZ41059		0.16	0.003	0.77	1.18	37.1	<0.2	<10	170	0.43	0.27	0.21	1.66	16.85	5.2	17
ZZ41060		0.28	0.003	2.22	2.33	55.9	<0.2	<10	560	0.87	0.33	0.63	1.36	20.9	8.2	40
ZZ41061		0.13	0.002	0.21	0.64	13.5	<0.2	<10	150	0.23	0.10	0.60	0.27	15.15	3.9	9
ZZ41062		0.23	0.006	0.70	1.05	26.6	<0.2	<10	220	0.60	0.28	0.76	4.28	37.4	6.0	20
ZZ41063		0.11	0.004	0.44	0.93	27.7	<0.2	<10	150	0.39	0.31	0.28	2.71	25.9	6.8	17
ZZ41064		0.19	0.005	0.22	0.92	45.0	<0.2	<10	310	0.49	0.33	0.29	0.91	44.1	10.1	15
ZZ41065		0.32	0.004	0.28	1.02	33.5	<0.2	<10	190	0.37	0.26	0.20	1.39	27.6	11.2	17
ZZ41066		0.29	0.005	0.65	0.97	42.6	<0.2	<10	310	0.35	0.23	0.42	3.65	28.5	5.1	15
ZZ41067		0.15	0.002	0.13	0.80	17.7	<0.2	<10	70	0.16	0.27	0.04	0.35	19.10	3.3	15
ZZ41068		0.16	0.002	0.17	1.01	14.6	<0.2	<10	190	0.26	0.16	0.15	0.67	17.00	6.3	14
ZZ41069		0.14	0.003	0.30	1.35	12.2	<0.2	<10	320	0.51	0.22	1.53	0.66	36.7	12.5	22
ZZ41070		0.15	0.004	0.28	1.26	5.1	<0.2	<10	310	0.42	0.34	1.37	0.84	33.5	16.1	19
ZZ41071		0.26	0.002	0.38	1.24	9.2	<0.2	<10	340	0.47	0.27	0.58	0.75	39.6	12.0	21
ZZ41072		0.19	0.001	0.20	0.97	5.9	<0.2	<10	290	0.32	0.13	1.06	0.28	22.5	5.2	11
ZZ41073		0.28	0.004	0.39	1.49	22.3	<0.2	<10	220	0.49	0.31	0.56	0.68	38.5	15.5	24
ZZ41074		0.20	0.002	0.13	0.78	70.0	<0.2	<10	170	0.27	0.45	0.28	0.59	15.15	7.5	12
ZZ41075		0.21	0.003	0.33	1.18	12.9	<0.2	<10	380	0.60	0.21	0.98	2.14	30.6	8.5	19
ZZ41076		0.19	0.001	0.08	1.61	18.7	<0.2	<10	120	0.29	0.27	0.09	0.17	24.1	4.2	18
ZZ41077		0.19	0.001	0.10	1.15	5.4	<0.2	<10	160	0.25	0.20	0.44	0.33	19.90	3.3	12
ZZ41078		0.17	0.001	0.08	0.85	13.6	<0.2	<10	90	0.27	0.26	0.09	0.23	34.8	16.3	14
ZZ41079		0.19	0.007	0.09	0.96	11.0	<0.2	<10	160	0.35	0.97	0.34	0.61	27.0	9.7	18
ZZ41080		0.19	0.015	0.29	0.86	19.3	<0.2	<10	160	0.31	0.41	0.46	0.44	36.1	12.7	15

***** See Appendix Page for comments regarding this certificate *****

ALS Canada Ltd.
2103 Dollarton Hwy
North Vancouver BC V7H 0A7
Phone: 604 984 0221 Fax: 604 984 0218 www.alsglobal.com

To: **SILVER RANGE RESOURCES LTD.**
C/O ARCHER, CATHRO & ASSOCIATES (1981) LIMITED
1016-510 W HASTINGS ST
VANCOUVER BC V6B 1L8

Finalized Date: 31-AUG-2012
Account: RANSIL

Project: SNAIL

CERTIFICATE OF ANALYSIS WH12189037

Sample Description	Method	ME-MS41	ME-MS41	ME-MS41	ME-MS41	ME-MS41	ME-MS41	ME-MS41	ME-MS41	ME-MS41	ME-MS41	ME-MS41	ME-MS41	ME-MS41	ME-MS41	ME-MS41
	Analyte	Cs	Cu	Fe	Ga	Ge	Hf	Hg	In	K	La	Li	Mg	Mn	Mo	Na
	Units	ppm	ppm	%	ppm	ppm	ppm	ppm	ppm	%	ppm	ppm	%	ppm	ppm	%
	LOR	0.05	0.2	0.01	0.05	0.05	0.02	0.01	0.005	0.01	0.2	0.1	0.01	5	0.05	0.01
ZZ41041		3.24	41.7	2.72	6.85	0.05	<0.02	0.11	0.045	0.09	15.3	23.6	0.63	197	7.02	0.01
ZZ41042		1.77	26.2	2.46	6.22	0.05	0.03	0.06	0.047	0.08	17.2	16.9	0.46	175	1.99	<0.01
ZZ41043		3.17	90.1	2.00	3.88	0.06	0.06	0.12	0.054	0.08	14.9	17.1	0.38	246	3.88	0.01
ZZ41044		2.33	36.0	2.36	4.33	0.05	0.11	0.07	0.054	0.11	13.3	15.0	0.56	229	2.24	0.01
ZZ41045		3.09	28.6	2.19	4.05	<0.05	0.04	0.03	0.034	0.07	8.9	17.8	0.43	196	1.55	0.02
ZZ41046		1.96	57.4	1.75	3.09	<0.05	0.05	0.07	0.032	0.06	10.8	11.0	0.33	323	0.76	0.02
ZZ41047		2.05	32.9	2.31	3.75	<0.05	0.05	0.05	0.074	0.09	10.6	10.3	0.34	210	1.96	<0.01
ZZ41048		2.78	77.3	2.36	4.32	0.06	0.04	0.05	0.062	0.09	12.8	13.9	0.47	161	3.72	0.01
ZZ41049		3.05	57.8	2.70	4.77	0.05	0.05	0.09	0.058	0.10	13.9	17.1	0.47	240	3.26	<0.01
ZZ41050		2.59	24.9	1.70	4.50	0.05	0.05	0.04	0.047	0.09	10.9	13.5	0.55	160	1.95	0.01
ZZ41051		1.62	39.5	1.44	3.08	<0.05	0.03	0.02	0.027	0.06	8.3	7.5	0.27	179	1.26	0.02
ZZ41052		2.08	23.2	2.09	4.68	<0.05	<0.02	0.06	0.021	0.06	10.8	12.9	0.34	180	1.58	0.01
ZZ41053		3.02	18.8	2.43	5.53	<0.05	0.03	0.02	0.028	0.07	11.5	16.5	0.53	267	1.11	0.01
ZZ41054		2.01	14.4	1.98	5.59	<0.05	<0.02	0.02	0.021	0.07	9.6	13.8	0.38	153	1.29	0.01
ZZ41055		2.43	46.1	2.76	7.08	0.06	0.10	0.02	0.043	0.06	13.4	21.0	0.65	177	2.06	<0.01
ZZ41056		1.74	25.9	3.07	4.20	<0.05	0.02	0.02	0.056	0.10	14.0	14.4	0.48	296	3.59	<0.01
ZZ41057		1.31	31.5	2.31	5.15	<0.05	0.02	0.02	0.037	0.06	11.5	9.6	0.26	170	1.76	<0.01
ZZ41058		1.89	37.5	2.74	4.15	<0.05	0.05	0.06	0.057	0.07	13.8	14.7	0.44	181	2.70	<0.01
ZZ41059		1.53	18.6	1.96	4.29	<0.05	<0.02	0.02	0.026	0.05	8.8	9.9	0.25	160	2.66	0.01
ZZ41060		3.29	88.9	2.79	8.63	0.07	0.03	0.03	0.057	0.12	11.3	18.9	1.04	209	3.72	<0.01
ZZ41061		0.96	12.6	1.18	2.21	<0.05	0.02	0.03	0.010	0.05	7.3	6.7	0.22	446	0.72	0.02
ZZ41062		2.74	56.7	1.72	3.34	0.07	0.05	0.25	0.027	0.08	22.8	8.1	0.55	287	10.10	0.01
ZZ41063		2.15	26.7	1.64	3.50	<0.05	<0.02	0.14	0.014	0.05	16.0	5.8	0.39	472	6.66	0.01
ZZ41064		1.02	32.1	3.04	2.65	0.08	0.04	0.09	0.023	0.08	24.7	11.6	0.41	526	1.62	0.01
ZZ41065		2.58	21.3	2.25	3.74	<0.05	<0.02	0.10	0.030	0.06	15.7	11.5	0.36	546	5.03	0.01
ZZ41066		2.15	39.7	1.70	2.89	0.06	0.03	0.36	0.019	0.05	17.1	6.3	0.35	416	11.15	0.01
ZZ41067		2.47	10.4	2.09	5.65	<0.05	<0.02	0.04	0.015	0.04	9.9	4.4	0.14	139	3.75	<0.01
ZZ41068		2.05	14.9	2.11	3.33	<0.05	<0.02	0.10	0.018	0.04	9.1	12.8	0.29	328	13.10	0.01
ZZ41069		2.16	28.3	2.85	4.23	0.06	0.05	0.13	0.037	0.06	20.7	25.5	0.52	596	1.33	0.01
ZZ41070		3.76	28.9	2.00	3.75	0.05	0.04	0.07	0.024	0.06	19.1	25.7	0.45	1370	0.80	0.01
ZZ41071		1.64	30.0	2.65	4.05	0.06	0.04	0.15	0.040	0.06	21.3	21.1	0.44	455	1.58	0.01
ZZ41072		2.50	18.7	1.57	2.73	<0.05	0.02	0.06	0.018	0.05	13.2	13.4	0.23	270	0.73	0.02
ZZ41073		1.97	38.4	3.71	4.63	0.06	0.03	0.10	0.043	0.06	20.4	29.9	0.72	561	3.67	0.01
ZZ41074		1.57	32.4	1.61	3.01	<0.05	<0.02	0.03	0.030	0.04	8.0	8.7	0.18	284	2.37	0.02
ZZ41075		1.05	55.5	2.05	3.91	0.05	0.03	0.18	0.024	0.05	17.0	14.0	0.34	560	1.68	0.01
ZZ41076		1.42	16.3	2.66	7.88	<0.05	0.03	0.02	0.020	0.04	12.6	17.5	0.22	108	1.97	<0.01
ZZ41077		1.89	12.7	1.24	4.77	<0.05	<0.02	0.01	0.013	0.04	9.9	11.9	0.15	92	0.95	0.01
ZZ41078		3.38	14.4	2.50	5.59	0.06	<0.02	0.02	0.060	0.06	16.9	11.9	0.14	680	1.75	<0.01
ZZ41079		1.80	25.8	2.02	3.95	<0.05	<0.02	0.03	0.041	0.06	13.0	17.5	0.30	303	2.53	0.01
ZZ41080		1.76	32.3	1.61	2.59	0.05	0.04	0.11	0.077	0.06	14.8	13.5	0.20	536	2.27	0.01

***** See Appendix Page for comments regarding this certificate *****

ALS Canada Ltd.
2103 Dollarton Hwy
North Vancouver BC V7H 0A7
Phone: 604 984 0221 Fax: 604 984 0218 www.alsglobal.com

To: **SILVER RANGE RESOURCES LTD.**
C/O ARCHER, CATHRO & ASSOCIATES (1981) LIMITED
1016-510 W HASTINGS ST
VANCOUVER BC V6B 1L8

Finalized Date: 31-AUG-2012
Account: RANSIL

Project: SNAIL

CERTIFICATE OF ANALYSIS WH12189037

Sample Description	Method	ME-MS41	ME-MS41	ME-MS41	ME-MS41	ME-MS41	ME-MS41	ME-MS41	ME-MS41	ME-MS41	ME-MS41	ME-MS41	ME-MS41	ME-MS41	ME-MS41	ME-MS41
	Analyte	Nb	Ni	P	Pb	Rb	Re	S	Sb	Sc	Se	Sn	Sr	Ta	Te	Th
	Units	ppm	ppm	ppm	ppm	ppm	ppm	%	ppm	ppm	ppm	ppm	ppm	ppm	ppm	ppm
	LOR	0.05	0.2	10	0.2	0.1	0.001	0.01	0.05	0.1	0.2	0.2	0.2	0.01	0.01	0.2
ZZ41041		0.87	27.5	890	43.3	18.6	0.001	0.05	6.51	3.0	2.5	1.7	30.1	<0.01	0.07	0.9
ZZ41042		1.16	21.1	570	64.1	11.4	<0.001	0.01	2.67	3.7	1.3	1.4	20.6	<0.01	0.05	3.9
ZZ41043		0.65	107.5	1310	66.8	13.2	0.006	0.06	11.50	2.9	5.4	1.3	60.6	<0.01	0.05	2.4
ZZ41044		0.73	44.2	1210	76.9	12.3	<0.001	0.04	6.54	3.6	1.7	1.2	63.2	<0.01	0.05	4.2
ZZ41045		0.82	28.2	520	41.3	13.4	0.002	0.05	3.15	2.3	1.4	0.7	57.9	<0.01	0.06	2.2
ZZ41046		0.53	32.5	820	31.2	7.7	<0.001	0.07	3.63	2.1	1.8	0.6	65.5	<0.01	0.03	1.2
ZZ41047		0.53	34.8	980	101.0	11.2	<0.001	0.06	11.70	1.9	0.8	1.3	46.2	<0.01	0.06	2.1
ZZ41048		0.52	39.0	950	90.2	12.7	0.002	0.04	6.11	2.2	1.5	1.8	43.6	<0.01	0.09	1.9
ZZ41049		0.53	40.3	790	86.2	14.6	<0.001	0.05	6.28	2.7	1.3	1.5	36.4	<0.01	0.05	2.8
ZZ41050		0.57	26.0	1040	81.3	14.3	<0.001	0.04	3.25	2.6	1.2	1.3	43.2	<0.01	0.04	2.4
ZZ41051		0.45	18.2	790	56.1	11.6	<0.001	0.04	2.30	1.6	0.8	0.7	35.3	<0.01	0.04	1.0
ZZ41052		0.92	15.4	410	22.2	13.0	<0.001	0.02	1.16	2.3	0.7	0.7	25.9	<0.01	0.03	1.5
ZZ41053		1.00	27.4	490	38.6	17.5	<0.001	0.03	1.33	2.7	0.5	0.7	25.7	<0.01	0.06	1.5
ZZ41054		1.08	17.6	350	30.3	20.0	<0.001	0.01	1.26	2.3	0.2	0.9	24.1	<0.01	0.05	1.4
ZZ41055		1.57	48.2	570	66.1	10.5	<0.001	0.02	3.00	4.6	1.2	1.1	16.7	<0.01	0.07	3.9
ZZ41056		0.86	26.1	920	52.8	13.0	<0.001	0.02	4.80	2.9	1.3	1.1	22.3	<0.01	0.06	4.1
ZZ41057		0.91	14.9	690	84.8	13.2	<0.001	0.01	2.44	1.8	0.8	1.3	16.6	<0.01	0.06	1.2
ZZ41058		0.80	31.1	590	72.8	11.7	<0.001	0.02	4.59	3.4	1.0	1.4	19.0	<0.01	0.04	4.6
ZZ41059		0.75	14.0	340	86.9	13.5	<0.001	0.01	3.07	1.7	0.8	1.4	18.3	<0.01	0.02	1.2
ZZ41060		1.41	36.4	2620	74.9	36.3	<0.001	0.03	3.48	3.4	1.4	2.1	108.5	<0.01	0.06	3.5
ZZ41061		0.24	6.5	590	9.0	4.1	0.001	0.07	2.30	2.0	0.7	0.3	16.7	<0.01	0.04	1.0
ZZ41062		0.41	42.2	1330	16.0	8.6	0.009	0.07	7.08	2.2	6.3	0.5	49.6	<0.01	0.07	1.3
ZZ41063		0.39	19.1	1090	15.1	7.4	0.002	0.04	4.86	1.2	3.5	0.5	29.9	<0.01	0.06	0.4
ZZ41064		0.19	22.5	820	20.1	4.1	<0.001	0.01	7.54	5.4	1.2	0.4	21.7	<0.01	0.04	5.5
ZZ41065		0.44	20.4	880	16.6	8.4	0.001	0.02	5.92	2.8	2.0	0.4	25.0	<0.01	0.06	1.8
ZZ41066		0.22	20.2	1320	20.6	6.7	0.006	0.07	8.35	1.8	5.5	0.4	45.0	<0.01	0.06	0.9
ZZ41067		0.73	10.8	400	10.6	6.2	<0.001	0.02	3.00	1.2	0.4	0.7	8.5	<0.01	0.03	0.3
ZZ41068		0.39	12.1	750	14.1	7.1	0.001	0.02	3.13	2.4	0.9	0.4	12.5	<0.01	0.03	1.0
ZZ41069		0.85	24.1	720	17.7	8.2	0.001	0.07	2.51	7.1	2.0	0.5	42.4	<0.01	0.04	2.2
ZZ41070		0.48	16.9	670	13.8	9.2	<0.001	0.06	1.10	6.2	1.4	0.4	38.3	<0.01	0.04	1.3
ZZ41071		0.59	24.5	600	45.4	7.9	0.001	0.02	2.36	6.9	1.6	0.5	24.7	<0.01	0.04	3.2
ZZ41072		0.38	11.0	570	7.1	6.2	<0.001	0.03	0.98	3.8	1.1	0.3	30.5	<0.01	0.04	0.9
ZZ41073		0.57	30.8	950	49.4	7.9	<0.001	0.02	6.73	7.2	2.2	0.5	29.8	<0.01	0.06	3.1
ZZ41074		0.38	8.0	500	21.7	8.1	<0.001	0.02	5.34	1.6	0.7	0.4	15.1	<0.01	0.12	0.7
ZZ41075		0.82	25.9	630	13.5	7.8	<0.001	0.03	3.35	5.1	1.1	0.5	29.4	<0.01	0.02	2.1
ZZ41076		1.34	11.4	240	12.4	9.8	<0.001	0.01	1.30	2.5	0.2	0.9	12.5	<0.01	0.05	2.9
ZZ41077		0.79	6.1	340	10.5	7.6	<0.001	0.02	0.69	2.2	<0.2	0.7	21.4	0.01	0.02	1.2
ZZ41078		0.73	12.2	430	37.2	10.5	<0.001	0.01	9.31	4.7	<0.2	0.7	9.3	<0.01	0.05	2.2
ZZ41079		0.64	14.1	430	20.2	9.4	0.001	0.01	4.36	2.9	0.3	0.6	18.8	<0.01	0.04	2.1
ZZ41080		0.25	28.5	580	67.1	5.8	0.001	0.01	2.01	4.5	0.4	0.9	15.9	<0.01	0.02	4.6

***** See Appendix Page for comments regarding this certificate *****

ALS Canada Ltd.
2103 Dollarton Hwy
North Vancouver BC V7H 0A7
Phone: 604 984 0221 Fax: 604 984 0218 www.alsglobal.com

To: **SILVER RANGE RESOURCES LTD.**
C/ O ARCHER, CATHRO & ASSOCIATES (1981) LIMITED
1016- 510 W HASTINGS ST
VANCOUVER BC V6B 1L8

Finalized Date: 31- AUG- 2012
Account: RANSIL

Project: SNAIL

CERTIFICATE OF ANALYSIS WH12189037

Sample Description	Method	ME- MS41	ME- MS41	ME- MS41	ME- MS41	ME- MS41	ME- MS41	ME- MS41	ME- MS41
	Analyte	Ti	Tl	U	V	W	Y	Zn	Zr
	Units	%	ppm	ppm	ppm	ppm	ppm	ppm	ppm
	LOR	0.005	0.02	0.05	1	0.05	0.05	2	0.5
ZZ41041		0.040	0.49	1.47	89	0.21	5.65	231	<0.5
ZZ41042		0.032	0.24	1.89	66	0.35	7.43	126	1.1
ZZ41043		0.025	0.18	9.44	52	0.20	12.90	483	1.8
ZZ41044		0.027	0.17	2.34	80	0.14	12.90	560	3.4
ZZ41045		0.029	0.16	1.95	54	0.16	5.36	183	1.4
ZZ41046		0.024	0.10	2.37	39	0.10	14.90	320	1.6
ZZ41047		0.019	0.15	1.74	50	0.33	7.68	487	1.7
ZZ41048		0.019	0.18	2.45	69	0.14	8.63	283	1.1
ZZ41049		0.015	0.20	2.77	68	0.15	8.54	287	1.4
ZZ41050		0.022	0.19	1.91	77	0.14	5.46	195	1.6
ZZ41051		0.023	0.12	1.59	45	0.19	6.33	77	0.8
ZZ41052		0.036	0.20	1.51	60	0.27	5.01	74	<0.5
ZZ41053		0.042	0.21	1.42	97	0.26	6.31	108	0.5
ZZ41054		0.041	0.16	0.79	83	0.34	3.60	115	0.5
ZZ41055		0.057	0.27	1.86	159	0.27	10.15	299	3.0
ZZ41056		0.039	0.15	1.27	58	0.48	5.44	202	0.7
ZZ41057		0.030	0.14	1.15	62	0.37	3.60	134	0.5
ZZ41058		0.027	0.21	1.26	61	0.25	5.97	131	1.7
ZZ41059		0.027	0.12	0.74	51	0.21	3.07	160	<0.5
ZZ41060		0.058	0.42	2.17	112	0.54	8.02	266	1.4
ZZ41061		0.011	0.05	0.60	19	0.07	3.46	51	0.6
ZZ41062		0.013	0.52	4.89	182	0.14	16.50	277	1.2
ZZ41063		0.015	0.34	2.57	137	0.18	8.00	162	<0.5
ZZ41064		0.009	0.09	0.89	34	0.08	12.30	144	2.2
ZZ41065		0.015	0.22	1.67	91	0.16	6.59	166	<0.5
ZZ41066		0.008	0.74	4.04	118	0.15	10.05	158	1.0
ZZ41067		0.025	0.16	0.58	63	0.30	2.73	81	<0.5
ZZ41068		0.013	0.17	1.32	44	0.15	4.68	106	<0.5
ZZ41069		0.017	0.12	1.55	42	0.14	17.85	94	1.2
ZZ41070		0.014	0.12	1.23	38	0.14	15.75	78	0.9
ZZ41071		0.015	0.20	1.48	40	0.19	15.15	153	1.0
ZZ41072		0.015	0.06	0.69	25	0.07	10.50	53	0.8
ZZ41073		0.020	0.24	1.43	68	0.17	12.50	310	1.1
ZZ41074		0.016	0.10	1.15	29	0.11	3.55	72	<0.5
ZZ41075		0.027	0.10	2.38	36	0.16	14.15	1280	0.9
ZZ41076		0.021	0.12	0.55	64	0.28	2.51	49	1.1
ZZ41077		0.022	0.08	0.99	37	0.31	4.03	38	<0.5
ZZ41078		0.016	0.18	0.77	44	0.25	5.21	81	<0.5
ZZ41079		0.018	0.14	0.81	40	0.26	4.58	263	0.6
ZZ41080		<0.005	0.18	0.68	26	0.07	8.68	454	1.5

***** See Appendix Page for comments regarding this certificate *****

ALS Canada Ltd.
2103 Dollarton Hwy
North Vancouver BC V7H 0A7
Phone: 604 984 0221 Fax: 604 984 0218 www.alsglobal.com

To: **SILVER RANGE RESOURCES LTD.**
C/O ARCHER, CATHRO & ASSOCIATES (1981) LIMITED
1016-510 W HASTINGS ST
VANCOUVER BC V6B 1L8

Finalized Date: 31-AUG-2012
Account: RANSIL

Project: SNAIL

CERTIFICATE OF ANALYSIS WH12189037

Sample Description	Method	WEI-21	Au-ICP21	ME-MS41	ME-MS41	ME-MS41	ME-MS41	ME-MS41	ME-MS41	ME-MS41	ME-MS41	ME-MS41	ME-MS41	ME-MS41	ME-MS41	ME-MS41
	Analyte	Recvd Wt.	Au	Ag	Al	As	Au	B	Ba	Be	Bi	Ca	Cd	Ce	Co	Cr
	Units	kg	ppm	ppm	%	ppm	ppm	ppm	ppm	ppm	ppm	%	ppm	ppm	ppm	ppm
	LOR	0.02	0.001	0.01	0.01	0.1	0.2	10	10	0.05	0.01	0.01	0.01	0.02	0.1	1
ZZ41081		0.20	0.001	0.09	0.75	11.5	<0.2	<10	90	0.23	0.15	0.17	0.33	16.20	5.8	12
ZZ41082		0.18	0.005	1.65	1.15	16.9	<0.2	<10	280	0.67	0.20	0.79	13.70	35.6	6.0	21
ZZ41083		0.20	<0.001	0.04	0.51	4.5	<0.2	<10	50	0.12	0.10	0.04	0.10	8.13	1.6	6
ZZ41084		0.16	0.003	0.19	0.72	24.0	<0.2	<10	160	0.22	0.33	0.55	0.33	17.25	5.7	9
ZZ41085		0.25	0.003	0.13	0.90	41.3	<0.2	<10	140	0.33	0.42	0.20	0.45	28.7	8.4	13
ZZ41086		0.26	0.006	0.63	1.32	14.9	<0.2	<10	340	0.65	0.33	0.75	2.52	35.6	11.6	24
ZZ41087		0.41	0.013	0.77	1.35	40.9	<0.2	<10	580	0.68	0.74	0.51	2.81	54.0	16.8	21
ZZ41088		0.11	0.002	0.31	0.86	15.9	<0.2	<10	320	0.34	0.29	1.24	1.32	23.0	7.7	12
ZZ41089		0.31	0.011	1.03	1.51	216	<0.2	<10	340	1.03	0.29	0.45	9.98	34.9	22.1	26
ZZ41090		0.37	0.002	0.16	1.22	19.3	<0.2	<10	290	0.39	0.25	0.13	0.47	29.1	7.2	17
ZZ41091		0.30	0.001	0.21	0.52	6.0	<0.2	<10	100	0.29	0.09	0.10	0.37	13.40	3.7	6
ZZ41092		0.25	0.005	0.13	1.34	18.4	<0.2	<10	270	0.52	0.26	0.24	0.57	35.5	9.2	21
ZZ41093		0.35	0.012	0.19	1.52	16.2	<0.2	<10	300	0.90	0.28	0.26	0.64	52.6	12.1	23
ZZ41094		0.41	0.007	0.64	0.83	28.0	<0.2	<10	180	0.38	0.16	0.34	3.22	23.0	9.8	14
ZZ41095		0.37	0.007	0.55	1.42	13.0	<0.2	<10	230	0.52	0.26	0.23	0.70	36.1	6.9	22
ZZ41096		0.33	0.002	0.15	1.18	11.7	<0.2	<10	100	0.33	0.20	0.06	0.24	22.4	3.2	16
ZZ41097		0.19	0.001	0.03	1.33	10.9	<0.2	<10	150	0.36	0.22	0.10	0.24	22.9	4.7	19
ZZ41098		0.33	0.006	0.45	1.47	24.8	<0.2	<10	480	0.78	0.24	0.23	1.55	40.7	12.2	23
ZZ41099		0.19	0.004	0.25	1.93	14.3	<0.2	<10	130	0.52	0.25	0.10	0.54	26.2	6.6	30
ZZ41100		0.25	0.003	0.46	1.21	5.2	<0.2	<10	250	0.38	0.23	0.17	0.95	25.3	3.4	20
ZZ41101		0.52	0.005	0.40	1.25	16.4	<0.2	<10	340	0.49	0.29	0.35	2.53	35.0	9.0	24
ZZ41102		0.38	0.002	0.88	1.14	41.2	<0.2	<10	200	0.55	0.39	0.40	2.88	26.8	6.7	15
ZZ41103		0.19	0.001	0.33	1.31	12.3	<0.2	<10	450	0.52	0.24	0.73	0.51	24.7	8.5	19
ZZ41104		0.28	0.003	0.25	1.28	10.4	<0.2	<10	430	0.64	0.20	0.46	0.40	30.1	5.8	20
ZZ41105		0.30	0.001	0.13	1.77	26.5	<0.2	<10	260	0.59	0.35	0.14	0.23	31.6	8.6	24
ZZ41106		0.23	0.002	0.10	1.51	11.5	<0.2	<10	250	0.46	0.22	0.19	0.15	25.9	6.0	23
ZZ41107		0.29	0.003	0.41	1.27	25.9	<0.2	<10	1150	0.62	0.60	0.59	10.15	36.0	55.2	20
ZZ41108		0.27	0.006	0.29	1.16	29.2	<0.2	<10	270	0.64	1.36	0.27	0.64	44.9	7.0	18
ZZ41109		0.43	0.011	0.38	1.63	21.9	<0.2	<10	310	0.77	1.58	0.54	1.26	34.9	7.6	24
ZZ41110		0.15	0.007	0.52	1.93	44.5	<0.2	<10	450	0.89	2.06	0.35	3.80	45.6	8.8	29
ZZ41111		0.25	0.010	0.56	1.45	40.8	<0.2	<10	390	0.62	1.64	0.44	1.44	31.8	7.9	24
ZZ41112		0.29	0.011	0.68	1.44	242	<0.2	<10	270	0.63	5.98	0.28	0.81	33.5	8.4	18
ZZ41113		0.23	0.009	1.31	1.60	82.5	<0.2	<10	210	0.59	4.15	0.20	0.64	22.7	4.8	17
ZZ41114		0.28	0.012	1.59	1.76	186.5	<0.2	<10	220	0.67	8.61	0.27	0.97	28.3	7.5	24
ZZ41115		0.14	0.019	2.62	1.91	192.5	<0.2	<10	230	0.60	11.60	0.32	0.76	31.9	8.5	27
ZZ41116		0.18	0.016	1.52	1.89	93.6	<0.2	<10	180	0.68	10.10	0.34	1.08	27.5	8.6	23
ZZ41117		0.25	0.031	1.31	1.73	57.7	<0.2	<10	70	0.67	7.26	0.15	0.47	33.4	6.2	19
ZZ41118		0.25	0.006	0.71	1.59	109.5	<0.2	<10	170	0.59	3.20	0.22	0.78	29.5	7.6	24
ZZ41119		0.18	0.001	0.30	1.08	20.3	<0.2	<10	150	0.30	0.43	0.32	0.45	17.10	2.3	18
ZZ41120		0.19	0.004	0.90	1.43	76.1	<0.2	<10	260	0.63	0.99	0.23	1.06	31.7	7.2	21

***** See Appendix Page for comments regarding this certificate *****

ALS Canada Ltd.
2103 Dollarton Hwy
North Vancouver BC V7H 0A7
Phone: 604 984 0221 Fax: 604 984 0218 www.alsglobal.com

To: **SILVER RANGE RESOURCES LTD.**
C/O ARCHER, CATHRO & ASSOCIATES (1981) LIMITED
1016-510 W HASTINGS ST
VANCOUVER BC V6B 1L8

Finalized Date: 31-AUG-2012
Account: RANSIL

Project: SNAIL

CERTIFICATE OF ANALYSIS WH12189037

Sample Description	Method	ME-MS41	ME-MS41	ME-MS41	ME-MS41	ME-MS41	ME-MS41	ME-MS41	ME-MS41	ME-MS41	ME-MS41	ME-MS41	ME-MS41	ME-MS41	ME-MS41	ME-MS41
	Analyte	Cs	Cu	Fe	Ga	Ge	Hf	Hg	In	K	La	Li	Mg	Mn	Mo	Na
	Units	ppm	ppm	%	ppm	ppm	ppm	ppm	ppm	%	ppm	ppm	%	ppm	ppm	%
	LOR	0.05	0.2	0.01	0.05	0.05	0.02	0.01	0.005	0.01	0.2	0.1	0.01	5	0.05	0.01
ZZ41081		0.90	15.8	1.58	3.01	<0.05	<0.02	0.05	0.017	0.04	7.6	8.2	0.16	219	2.11	0.02
ZZ41082		1.72	137.5	1.37	3.14	0.08	0.03	0.86	0.022	0.05	21.5	11.3	0.27	318	7.35	0.02
ZZ41083		0.63	12.0	0.83	2.76	<0.05	<0.02	0.01	<0.005	0.02	4.1	3.8	0.06	82	0.75	0.03
ZZ41084		0.78	43.5	1.53	2.55	<0.05	<0.02	0.04	0.014	0.04	8.4	7.7	0.16	249	1.93	0.03
ZZ41085		1.13	26.1	2.59	3.34	<0.05	<0.02	0.08	0.022	0.05	13.3	11.2	0.25	381	3.99	0.01
ZZ41086		1.21	94.2	2.33	3.98	0.06	0.03	0.20	0.032	0.05	18.5	20.1	0.43	701	1.75	0.01
ZZ41087		1.07	97.5	3.40	4.05	0.06	0.08	0.09	0.056	0.08	29.4	22.4	0.71	548	4.68	0.01
ZZ41088		0.64	26.3	1.65	2.61	<0.05	0.03	0.08	0.020	0.05	10.7	11.3	0.31	444	1.98	0.02
ZZ41089		3.50	86.2	3.49	4.21	0.09	0.03	0.19	0.043	0.14	18.0	16.8	0.79	1040	33.9	0.01
ZZ41090		0.92	27.7	2.68	4.14	<0.05	0.02	0.05	0.027	0.06	15.3	18.0	0.35	251	3.51	0.01
ZZ41091		1.60	13.1	0.91	2.56	<0.05	<0.02	0.04	0.011	0.04	5.6	4.6	0.09	357	0.69	0.03
ZZ41092		1.13	31.2	2.80	3.68	<0.05	<0.02	0.08	0.028	0.05	17.7	14.8	0.36	351	2.45	0.01
ZZ41093		1.09	36.4	3.08	3.78	0.07	0.06	0.07	0.035	0.07	23.1	16.1	0.42	557	1.59	0.01
ZZ41094		1.26	35.5	2.16	3.50	0.05	0.02	0.17	0.022	0.05	11.0	11.8	0.41	330	5.58	0.02
ZZ41095		1.46	42.5	2.18	4.33	<0.05	0.02	0.11	0.029	0.06	17.9	27.4	0.48	171	2.59	0.01
ZZ41096		0.97	18.3	2.06	4.67	<0.05	<0.02	0.04	0.015	0.04	10.6	10.7	0.19	135	2.04	0.01
ZZ41097		1.10	16.2	2.15	4.50	<0.05	<0.02	0.02	0.019	0.04	11.4	12.9	0.27	156	1.50	0.01
ZZ41098		1.37	62.4	3.00	3.83	0.06	0.04	0.09	0.033	0.08	19.1	20.2	0.52	405	5.94	0.01
ZZ41099		1.80	19.0	3.22	5.24	<0.05	0.06	0.05	0.033	0.06	12.6	22.8	0.40	310	1.97	0.01
ZZ41100		1.77	20.8	1.31	4.12	<0.05	<0.02	0.08	0.018	0.05	12.9	14.4	0.30	84	0.62	0.01
ZZ41101		2.31	43.5	2.20	4.11	0.05	0.03	0.05	0.025	0.06	17.7	23.0	0.57	275	2.12	0.01
ZZ41102		3.02	23.6	1.90	3.46	<0.05	0.02	0.09	0.026	0.06	14.0	14.3	0.25	479	1.46	0.02
ZZ41103		2.51	33.4	2.02	4.86	<0.05	<0.02	0.04	0.021	0.05	12.7	11.5	0.21	1340	2.55	0.01
ZZ41104		1.22	28.6	1.94	3.91	<0.05	0.02	0.05	0.023	0.04	14.9	14.1	0.34	260	1.56	0.01
ZZ41105		3.21	16.6	3.06	5.48	0.05	0.04	0.03	0.036	0.06	16.4	31.4	0.49	308	1.95	0.01
ZZ41106		1.30	21.7	2.34	4.98	<0.05	0.02	0.02	0.023	0.05	13.1	15.4	0.35	225	1.51	0.01
ZZ41107		1.27	32.6	3.66	3.95	0.05	0.07	0.15	0.025	0.09	17.2	12.9	0.43	7940	5.39	0.01
ZZ41108		1.44	37.4	2.49	3.85	0.05	0.03	0.10	0.039	0.08	22.5	14.9	0.48	146	2.92	0.01
ZZ41109		1.39	45.4	2.25	4.77	0.06	0.03	0.08	0.028	0.07	19.1	11.0	0.35	392	2.02	0.02
ZZ41110		1.96	58.1	2.85	5.21	0.07	0.02	0.05	0.064	0.08	22.0	14.6	0.44	400	1.96	0.01
ZZ41111		1.61	43.5	2.59	4.27	0.05	0.02	0.07	0.045	0.08	16.2	13.9	0.41	402	2.95	0.02
ZZ41112		1.71	106.0	2.57	3.85	0.06	0.02	0.07	0.090	0.06	16.6	11.3	0.37	295	3.44	0.01
ZZ41113		2.18	102.5	2.19	4.62	<0.05	<0.02	0.08	0.111	0.07	11.7	9.7	0.31	166	2.81	0.03
ZZ41114		3.45	151.0	2.73	5.69	0.05	<0.02	0.07	0.155	0.09	14.4	15.0	0.50	357	3.30	0.02
ZZ41115		4.85	150.0	2.73	6.52	0.05	<0.02	0.14	0.222	0.09	16.6	17.5	0.56	379	4.60	<0.01
ZZ41116		4.75	253	2.46	6.31	0.06	0.02	0.10	0.135	0.08	14.3	15.0	0.49	401	3.69	0.01
ZZ41117		4.58	252	2.33	5.32	0.05	<0.02	0.12	0.094	0.04	17.1	11.0	0.22	256	3.46	<0.01
ZZ41118		2.66	128.5	2.43	5.67	0.06	<0.02	0.07	0.117	0.06	14.6	13.3	0.43	298	3.15	<0.01
ZZ41119		1.54	28.6	1.54	5.54	<0.05	<0.02	0.08	0.033	0.03	8.6	9.2	0.19	87	1.38	<0.01
ZZ41120		2.06	33.7	2.68	4.75	0.05	0.02	0.09	0.101	0.07	14.8	13.7	0.35	322	3.37	<0.01

***** See Appendix Page for comments regarding this certificate *****

ALS Canada Ltd.
2103 Dollarton Hwy
North Vancouver BC V7H 0A7
Phone: 604 984 0221 Fax: 604 984 0218 www.alsglobal.com

To: **SILVER RANGE RESOURCES LTD.**
C/O ARCHER, CATHRO & ASSOCIATES (1981) LIMITED
1016-510 W HASTINGS ST
VANCOUVER BC V6B 1L8

Finalized Date: 31-AUG-2012
Account: RANSIL

Project: SNAIL

CERTIFICATE OF ANALYSIS WH12189037

Sample Description	Method	ME-MS41	ME-MS41	ME-MS41	ME-MS41	ME-MS41	ME-MS41	ME-MS41	ME-MS41	ME-MS41	ME-MS41	ME-MS41	ME-MS41	ME-MS41	ME-MS41	ME-MS41
	Analyte	Nb	Ni	P	Pb	Rb	Re	S	Sb	Sc	Se	Sn	Sr	Ta	Te	Th
	Units	ppm	ppm	ppm	ppm	ppm	ppm	%	ppm	ppm	ppm	ppm	ppm	ppm	ppm	ppm
	LOR	0.05	0.2	10	0.2	0.1	0.001	0.01	0.05	0.1	0.2	0.2	0.2	0.01	0.01	0.2
ZZ41081		0.55	9.3	540	12.5	5.7	<0.001	0.02	1.56	1.4	0.5	0.4	13.6	<0.01	<0.01	1.0
ZZ41082		0.77	59.1	1310	29.4	9.1	0.005	0.08	6.41	1.9	5.8	0.3	54.6	<0.01	0.05	0.7
ZZ41083		0.35	3.9	230	4.0	2.8	<0.001	0.01	0.32	0.4	<0.2	0.3	8.1	<0.01	<0.01	<0.2
ZZ41084		0.36	11.4	480	17.5	4.1	0.001	0.02	2.61	1.8	0.4	0.3	22.4	<0.01	<0.01	0.9
ZZ41085		0.37	13.0	680	24.9	6.2	<0.001	0.02	4.17	2.7	0.6	0.4	14.9	<0.01	0.04	1.5
ZZ41086		0.88	25.6	790	32.6	7.6	0.002	0.04	2.04	6.2	2.9	0.5	35.5	<0.01	0.02	2.1
ZZ41087		0.23	33.4	1070	46.7	5.1	0.002	0.04	5.96	5.3	2.2	0.3	30.3	<0.01	0.09	6.0
ZZ41088		0.40	13.6	760	25.2	5.7	0.001	0.05	2.34	2.6	1.3	0.3	51.4	<0.01	<0.01	1.2
ZZ41089		0.56	85.9	1740	63.3	14.4	0.010	0.12	63.2	2.3	6.4	1.1	58.3	<0.01	0.08	1.5
ZZ41090		0.53	18.6	670	16.2	8.1	0.001	0.01	3.11	2.4	0.5	0.5	16.8	<0.01	0.02	2.7
ZZ41091		0.18	4.5	430	7.1	5.6	<0.001	0.02	0.27	0.5	<0.2	0.3	9.2	<0.01	<0.01	<0.2
ZZ41092		0.72	22.2	760	16.0	6.6	0.001	0.01	2.83	3.3	1.5	0.5	19.8	<0.01	0.02	4.2
ZZ41093		0.69	29.3	920	16.7	8.6	<0.001	0.01	1.88	6.4	1.1	0.5	28.6	<0.01	<0.01	5.7
ZZ41094		0.25	21.1	1070	22.2	5.3	0.011	0.03	6.75	1.5	2.8	0.5	22.8	<0.01	<0.01	0.9
ZZ41095		0.55	18.4	990	17.7	9.4	0.001	0.02	1.61	3.1	1.2	0.5	19.3	<0.01	0.03	2.2
ZZ41096		0.94	8.7	410	14.2	8.3	<0.001	0.02	1.19	1.4	0.6	0.6	7.4	<0.01	0.01	0.8
ZZ41097		1.01	11.8	400	10.9	7.3	<0.001	0.01	1.06	1.9	0.6	0.6	11.7	<0.01	<0.01	2.4
ZZ41098		0.60	36.4	890	19.5	8.2	0.003	0.02	6.46	4.0	1.9	0.5	25.6	<0.01	0.03	4.8
ZZ41099		1.67	16.2	570	15.8	12.2	0.001	0.02	1.68	2.7	0.5	0.6	11.8	0.01	0.01	4.6
ZZ41100		0.68	9.2	660	11.7	7.8	0.001	0.03	0.68	1.4	0.6	0.7	15.0	<0.01	<0.01	0.9
ZZ41101		0.87	23.7	940	20.0	8.9	0.001	0.02	3.02	3.3	0.9	0.7	26.2	<0.01	0.02	3.6
ZZ41102		0.47	10.9	740	38.4	10.6	<0.001	0.03	3.40	1.9	0.8	0.5	19.6	<0.01	0.01	1.1
ZZ41103		0.44	10.6	1020	17.1	13.4	<0.001	0.04	1.18	1.3	0.6	0.6	34.8	<0.01	0.01	0.5
ZZ41104		0.59	15.7	900	19.9	6.7	<0.001	0.03	1.22	1.9	0.6	0.5	27.3	<0.01	<0.01	1.2
ZZ41105		0.88	17.8	410	26.1	15.3	<0.001	0.01	1.82	2.7	0.4	0.7	11.9	<0.01	0.02	4.3
ZZ41106		1.07	15.3	440	13.6	9.0	<0.001	<0.01	0.93	2.5	0.7	0.6	15.3	<0.01	0.03	2.6
ZZ41107		0.51	57.3	850	15.3	9.3	0.002	0.06	3.51	3.8	1.0	0.6	33.8	<0.01	0.03	3.5
ZZ41108		0.68	20.9	740	19.8	9.0	0.002	0.01	3.78	3.8	0.9	1.1	22.3	<0.01	0.05	5.8
ZZ41109		0.88	36.6	1050	27.5	7.9	<0.001	0.02	3.29	3.6	1.0	1.0	34.0	<0.01	0.12	4.5
ZZ41110		0.93	30.2	1040	42.4	11.7	0.001	0.03	2.53	3.7	0.6	2.4	25.2	<0.01	0.08	2.6
ZZ41111		0.71	28.5	990	34.1	9.7	<0.001	0.04	3.52	3.2	0.9	1.3	26.0	<0.01	0.08	2.6
ZZ41112		0.66	23.3	1190	46.9	8.5	0.001	0.04	8.43	2.4	1.3	2.3	34.1	<0.01	0.14	1.9
ZZ41113		0.55	18.9	960	55.1	10.1	<0.001	0.07	6.33	1.3	0.8	2.9	27.1	<0.01	0.18	0.4
ZZ41114		0.64	23.0	1200	61.8	14.8	0.001	0.07	6.09	1.9	1.5	3.4	26.3	<0.01	0.26	0.6
ZZ41115		0.70	22.9	1240	77.6	20.4	<0.001	0.06	5.37	2.7	1.8	3.0	28.4	<0.01	0.45	1.0
ZZ41116		0.63	21.0	1260	67.8	15.2	<0.001	0.08	4.56	2.1	2.0	3.1	32.8	<0.01	0.42	0.7
ZZ41117		0.88	11.0	790	29.8	9.3	<0.001	0.06	2.46	1.7	1.9	2.4	14.8	0.01	0.25	0.6
ZZ41118		0.47	21.5	1250	58.5	12.5	0.001	0.06	6.32	1.5	1.1	2.8	24.1	<0.01	0.11	0.6
ZZ41119		0.45	10.0	720	23.2	7.1	<0.001	0.05	1.62	0.5	0.8	0.9	18.9	<0.01	0.02	<0.2
ZZ41120		0.69	32.3	770	122.0	10.6	<0.001	0.03	11.90	2.3	1.6	1.7	23.1	<0.01	0.08	1.4

***** See Appendix Page for comments regarding this certificate *****

ALS Canada Ltd.
2103 Dollarton Hwy
North Vancouver BC V7H 0A7
Phone: 604 984 0221 Fax: 604 984 0218 www.alsglobal.com

To: **SILVER RANGE RESOURCES LTD.**
C/ O ARCHER, CATHRO & ASSOCIATES (1981) LIMITED
1016- 510 W HASTINGS ST
VANCOUVER BC V6B 1L8

Finalized Date: 31- AUG- 2012
Account: RANSIL

Project: SNAIL

CERTIFICATE OF ANALYSIS WH12189037

Sample Description	Method	ME- MS41	ME- MS41	ME- MS41	ME- MS41	ME- MS41	ME- MS41	ME- MS41	ME- MS41
	Analyte	Ti	Tl	U	V	W	Y	Zn	Zr
	Units	%	ppm	ppm	ppm	ppm	ppm	ppm	ppm
	LOR	0.005	0.02	0.05	1	0.05	0.05	2	0.5
ZZ41081		0.016	0.09	0.54	32	0.12	2.67	70	<0.5
ZZ41082		0.013	0.51	9.06	179	0.14	25.4	496	1.1
ZZ41083		0.021	0.04	0.22	31	0.09	0.84	24	<0.5
ZZ41084		0.021	0.11	0.77	28	0.11	4.50	71	<0.5
ZZ41085		0.011	0.14	0.74	43	0.12	5.19	101	<0.5
ZZ41086		0.025	0.16	2.75	44	0.30	20.5	201	1.0
ZZ41087		0.007	0.11	1.27	62	0.07	11.90	281	3.9
ZZ41088		0.014	0.08	0.89	34	0.08	5.81	124	1.2
ZZ41089		0.022	0.46	8.06	185	0.24	14.50	951	0.6
ZZ41090		0.011	0.11	0.68	62	0.14	5.37	132	0.7
ZZ41091		0.014	0.05	0.57	22	0.07	3.56	33	<0.5
ZZ41092		0.025	0.13	1.07	46	0.23	9.21	119	0.5
ZZ41093		0.018	0.16	0.99	39	0.14	15.90	103	2.0
ZZ41094		0.046	0.12	1.59	77	0.06	6.65	293	0.5
ZZ41095		0.014	0.17	1.95	48	0.21	8.68	169	0.7
ZZ41096		0.021	0.11	0.85	52	0.25	3.79	55	<0.5
ZZ41097		0.028	0.13	0.59	46	0.43	3.34	56	<0.5
ZZ41098		0.017	0.20	1.65	62	0.15	10.95	189	1.4
ZZ41099		0.038	0.14	0.73	60	0.38	3.33	101	2.2
ZZ41100		0.021	0.14	1.13	30	0.37	4.66	114	<0.5
ZZ41101		0.040	0.15	1.51	43	0.59	9.52	239	0.8
ZZ41102		0.014	0.14	2.36	30	0.20	8.60	544	<0.5
ZZ41103		0.015	0.12	3.02	44	0.44	6.74	71	<0.5
ZZ41104		0.019	0.10	1.92	36	0.19	7.32	72	<0.5
ZZ41105		0.014	0.13	0.63	45	0.19	4.00	135	1.8
ZZ41106		0.031	0.12	0.69	47	0.33	4.52	60	0.5
ZZ41107		0.014	0.20	1.73	58	0.32	13.90	205	2.2
ZZ41108		0.022	0.18	1.22	50	0.31	9.20	146	1.5
ZZ41109		0.037	0.16	2.17	60	0.35	13.25	184	0.9
ZZ41110		0.036	0.19	1.68	69	0.60	14.05	223	0.7
ZZ41111		0.029	0.18	1.31	65	0.93	9.51	185	0.9
ZZ41112		0.035	0.20	1.53	62	1.48	7.97	217	0.6
ZZ41113		0.025	0.27	1.92	63	0.55	6.31	132	<0.5
ZZ41114		0.036	0.28	2.49	84	1.26	8.26	177	<0.5
ZZ41115		0.029	0.39	2.49	86	0.51	7.40	197	<0.5
ZZ41116		0.034	0.28	3.64	78	0.75	7.35	182	<0.5
ZZ41117		0.031	0.23	5.41	47	0.64	5.81	70	<0.5
ZZ41118		0.029	0.26	2.90	68	0.60	6.59	137	<0.5
ZZ41119		0.021	0.18	0.94	47	0.28	2.95	62	<0.5
ZZ41120		0.025	0.20	1.45	75	0.30	7.41	170	<0.5

***** See Appendix Page for comments regarding this certificate *****

ALS Canada Ltd.
2103 Dollarton Hwy
North Vancouver BC V7H 0A7
Phone: 604 984 0221 Fax: 604 984 0218 www.alsglobal.com

To: **SILVER RANGE RESOURCES LTD.**
C/O ARCHER, CATHRO & ASSOCIATES (1981) LIMITED
1016-510 W HASTINGS ST
VANCOUVER BC V6B 1L8

Finalized Date: 31-AUG-2012
Account: RANSIL

Project: SNAIL

CERTIFICATE OF ANALYSIS WH12189037

Sample Description	Method	WEI-21	Au-ICP21	ME-MS41	ME-MS41	ME-MS41	ME-MS41	ME-MS41	ME-MS41	ME-MS41	ME-MS41	ME-MS41	ME-MS41	ME-MS41	ME-MS41	ME-MS41
	Analyte	Recvd Wt.	Au	Ag	Al	As	Au	B	Ba	Be	Bi	Ca	Cd	Ce	Co	Cr
	Units	kg	ppm	ppm	%	ppm	ppm	ppm	ppm	ppm	ppm	%	ppm	ppm	ppm	ppm
	LOR	0.02	0.001	0.01	0.01	0.1	0.2	10	10	0.05	0.01	0.01	0.01	0.02	0.1	1
ZZ41121		0.32	0.010	2.93	2.25	64.2	<0.2	<10	350	1.06	7.97	0.45	5.50	34.2	8.0	39
ZZ41122		0.22	0.003	0.47	1.57	41.2	<0.2	<10	180	0.56	0.40	0.10	1.82	26.5	5.8	26
ZZ41123		0.22	0.004	0.85	1.49	49.0	<0.2	<10	290	0.62	0.36	0.25	1.44	28.2	5.5	24
ZZ41124		0.31	0.008	0.38	1.79	118.5	<0.2	<10	270	0.87	0.49	0.11	0.58	35.3	8.8	31
ZZ41125		0.23	0.005	0.20	1.47	84.7	<0.2	<10	230	0.58	0.41	0.18	0.53	24.1	6.1	25
ZZ41126		0.25	0.013	1.20	1.35	85.6	<0.2	<10	100	0.53	3.58	0.25	1.10	31.7	4.8	18
ZZ41127		0.22	0.004	2.14	1.45	224	<0.2	<10	180	0.63	4.85	0.18	1.41	31.8	5.2	21
ZZ41128		0.28	0.005	1.97	1.36	264	<0.2	<10	230	0.55	3.69	0.15	1.41	31.9	4.5	21
ZZ41129		0.24	0.007	2.23	1.78	188.5	<0.2	<10	280	0.90	2.18	0.23	1.32	40.8	6.5	25
ZZ41130		0.15	0.004	1.04	1.29	64.1	<0.2	<10	200	0.52	1.20	0.41	1.58	24.3	5.4	18
ZZ41131		0.29	0.006	1.09	2.26	258	<0.2	<10	360	0.99	4.13	0.33	2.92	31.4	10.0	32
ZZ41132		0.30	0.007	0.64	1.11	99.4	<0.2	<10	220	0.56	0.75	0.31	1.57	37.2	8.0	21
ZZ41133		0.31	0.004	0.53	1.77	56.7	<0.2	<10	230	0.86	0.38	0.24	0.70	25.8	6.6	26
ZZ41134		0.24	0.005	0.49	1.51	77.6	<0.2	<10	240	0.79	0.37	0.24	2.29	26.4	7.3	22
ZZ41135		0.14	0.002	0.88	1.27	40.4	<0.2	<10	160	0.53	0.31	0.17	2.40	21.7	10.7	22
ZZ41136		0.20	0.004	0.31	1.57	122.5	<0.2	<10	270	0.66	0.45	0.30	0.44	24.4	6.0	24
ZZ41137		0.15	0.008	1.31	1.79	653	<0.2	<10	250	0.72	1.06	0.46	0.75	25.8	7.9	27
ZZ41138		0.30	0.001	0.42	1.53	200	<0.2	<10	190	0.53	0.59	0.17	0.39	20.0	4.8	19

***** See Appendix Page for comments regarding this certificate *****

ALS Canada Ltd.
2103 Dollarton Hwy
North Vancouver BC V7H 0A7
Phone: 604 984 0221 Fax: 604 984 0218 www.alsglobal.com

To: **SILVER RANGE RESOURCES LTD.**
C/O ARCHER, CATHRO & ASSOCIATES (1981) LIMITED
1016-510 W HASTINGS ST
VANCOUVER BC V6B 1L8

Finalized Date: 31-AUG-2012
Account: RANSIL

Project: SNAIL

CERTIFICATE OF ANALYSIS WH12189037

Sample Description	Method	ME-MS41	ME-MS41	ME-MS41	ME-MS41	ME-MS41	ME-MS41	ME-MS41	ME-MS41	ME-MS41	ME-MS41	ME-MS41	ME-MS41	ME-MS41	ME-MS41	ME-MS41
	Analyte	Cs	Cu	Fe	Ga	Ge	Hf	Hg	In	K	La	Li	Mg	Mn	Mo	Na
	Units	ppm	ppm	%	ppm	ppm	ppm	ppm	ppm	%	ppm	ppm	%	ppm	ppm	%
	LOR	0.05	0.2	0.01	0.05	0.05	0.02	0.01	0.005	0.01	0.2	0.1	0.01	5	0.05	0.01
ZZ41121		5.40	69.1	3.64	8.04	0.06	0.03	0.13	0.682	0.07	17.6	21.1	0.76	870	2.25	<0.01
ZZ41122		2.19	31.1	2.63	6.38	<0.05	<0.02	0.06	0.028	0.06	13.2	15.2	0.35	232	3.50	<0.01
ZZ41123		2.17	67.4	2.42	5.71	0.05	<0.02	0.11	0.041	0.07	14.0	15.5	0.35	200	8.43	<0.01
ZZ41124		2.09	38.3	2.85	5.07	0.06	0.05	0.10	0.042	0.10	18.2	14.4	0.51	325	6.02	<0.01
ZZ41125		2.67	15.9	2.47	6.20	<0.05	<0.02	0.06	0.025	0.10	12.2	16.4	0.50	250	3.15	<0.01
ZZ41126		3.00	248	2.18	5.01	0.06	<0.02	0.10	0.127	0.05	16.7	11.4	0.29	165	3.20	<0.01
ZZ41127		2.57	124.0	2.17	4.72	0.05	<0.02	0.11	0.156	0.06	17.1	9.4	0.31	204	2.60	<0.01
ZZ41128		2.66	66.4	2.15	5.50	<0.05	<0.02	0.09	0.195	0.06	16.3	9.5	0.34	151	3.28	<0.01
ZZ41129		2.43	98.0	2.88	5.17	0.06	0.03	0.14	0.196	0.09	19.3	14.8	0.45	289	5.46	<0.01
ZZ41130		2.55	74.2	1.95	4.48	<0.05	<0.02	0.07	0.072	0.06	12.1	9.9	0.26	215	3.18	0.01
ZZ41131		6.26	124.0	3.18	6.81	0.05	0.04	0.08	0.176	0.12	15.8	21.3	0.58	626	4.84	<0.01
ZZ41132		1.68	40.4	2.58	4.17	0.06	<0.02	0.05	0.062	0.10	18.8	13.2	0.40	392	8.33	<0.01
ZZ41133		2.28	41.8	2.41	5.44	<0.05	0.02	0.07	0.037	0.07	13.3	16.3	0.39	308	5.18	<0.01
ZZ41134		2.81	76.8	2.45	4.84	0.05	0.03	0.06	0.048	0.07	14.6	17.3	0.42	207	6.14	<0.01
ZZ41135		2.59	83.4	1.91	5.12	<0.05	<0.02	0.08	0.032	0.07	10.8	11.4	0.31	487	6.50	0.01
ZZ41136		2.62	25.7	2.51	6.00	<0.05	<0.02	0.06	0.041	0.08	12.2	18.3	0.46	197	3.75	<0.01
ZZ41137		6.11	29.1	2.29	6.57	0.05	0.02	0.06	0.057	0.09	12.6	20.0	1.09	338	2.36	<0.01
ZZ41138		2.21	21.6	2.24	6.04	<0.05	<0.02	0.05	0.048	0.08	10.6	15.6	0.35	146	2.59	<0.01

***** See Appendix Page for comments regarding this certificate *****

ALS Canada Ltd.
2103 Dollarton Hwy
North Vancouver BC V7H 0A7
Phone: 604 984 0221 Fax: 604 984 0218 www.alsglobal.com

To: **SILVER RANGE RESOURCES LTD.**
C/O ARCHER, CATHRO & ASSOCIATES (1981) LIMITED
1016-510 W HASTINGS ST
VANCOUVER BC V6B 1L8

Finalized Date: 31-AUG-2012
Account: RANSIL

Project: SNAIL

CERTIFICATE OF ANALYSIS WH12189037

Sample Description	Method	ME-MS41	ME-MS41	ME-MS41	ME-MS41	ME-MS41	ME-MS41	ME-MS41	ME-MS41	ME-MS41	ME-MS41	ME-MS41	ME-MS41	ME-MS41	ME-MS41	ME-MS41
	Analyte	Nb	Ni	P	Pb	Rb	Re	S	Sb	Sc	Se	Sn	Sr	Ta	Te	Th
	Units	ppm	ppm	ppm	ppm	ppm	ppm	%	ppm	ppm	ppm	ppm	ppm	ppm	ppm	ppm
	LOR	0.05	0.2	10	0.2	0.1	0.001	0.01	0.05	0.1	0.2	0.2	0.2	0.01	0.01	0.2
ZZ41121		1.17	40.8	960	132.5	12.7	<0.001	0.07	10.90	3.5	2.4	13.2	29.2	<0.01	0.32	2.1
ZZ41122		0.79	28.2	820	19.7	12.7	<0.001	0.04	2.35	1.4	1.5	0.9	15.1	<0.01	0.06	0.5
ZZ41123		0.55	30.8	1040	57.6	13.2	0.001	0.06	9.07	1.3	2.6	1.4	32.4	<0.01	0.05	0.4
ZZ41124		0.66	43.7	800	62.3	13.4	0.001	0.05	11.10	3.2	1.4	1.5	26.9	<0.01	0.05	3.8
ZZ41125		0.49	25.8	730	25.9	27.0	<0.001	0.04	3.26	1.0	0.6	1.0	21.4	<0.01	0.03	0.3
ZZ41126		0.67	13.4	800	57.1	11.2	<0.001	0.05	3.68	1.7	1.4	2.3	20.4	<0.01	0.17	0.5
ZZ41127		0.61	17.9	1110	141.0	12.6	0.001	0.09	16.50	1.1	1.4	6.6	19.1	<0.01	0.08	0.4
ZZ41128		0.51	18.2	920	139.5	12.5	<0.001	0.08	11.65	1.0	1.5	7.0	21.3	<0.01	0.07	0.3
ZZ41129		0.65	33.2	1260	221	13.2	<0.001	0.06	26.7	2.8	1.9	5.2	24.8	<0.01	0.09	2.1
ZZ41130		0.51	21.5	820	58.7	11.6	<0.001	0.05	5.77	1.4	1.4	2.2	24.7	<0.01	0.05	0.4
ZZ41131		0.52	46.1	1400	110.0	31.7	0.001	0.06	10.10	2.7	1.8	7.8	28.0	<0.01	0.09	1.1
ZZ41132		0.49	34.9	1500	84.2	11.5	0.001	0.05	13.80	2.3	2.5	1.9	38.9	<0.01	0.11	2.6
ZZ41133		0.48	29.4	1180	44.6	13.8	0.001	0.06	6.44	1.0	1.6	1.3	30.5	<0.01	0.05	0.4
ZZ41134		0.57	75.2	1280	57.9	12.7	0.002	0.06	9.73	1.6	1.8	1.7	39.1	<0.01	0.04	1.1
ZZ41135		0.36	35.6	1180	36.1	13.5	0.001	0.07	5.24	0.8	2.1	1.5	24.4	<0.01	0.03	0.2
ZZ41136		0.67	31.7	810	64.5	18.4	0.001	0.04	6.14	1.3	0.9	1.5	31.1	<0.01	0.04	0.5
ZZ41137		0.72	29.2	590	174.5	30.3	<0.001	0.03	3.75	2.5	0.7	3.7	29.0	<0.01	0.09	2.1
ZZ41138		0.78	21.4	510	68.5	20.3	<0.001	0.04	4.85	1.6	0.7	1.5	22.8	<0.01	0.05	0.8

***** See Appendix Page for comments regarding this certificate *****

ALS Canada Ltd.
2103 Dollarton Hwy
North Vancouver BC V7H 0A7
Phone: 604 984 0221 Fax: 604 984 0218 www.alsglobal.com

To: **SILVER RANGE RESOURCES LTD.**
C/O ARCHER, CATHRO & ASSOCIATES (1981) LIMITED
1016-510 W HASTINGS ST
VANCOUVER BC V6B 1L8

Finalized Date: 31-AUG-2012
Account: RANSIL

Project: SNAIL

CERTIFICATE OF ANALYSIS WH12189037

Sample Description	Method	ME-MS41	ME-MS41	ME-MS41	ME-MS41	ME-MS41	ME-MS41	ME-MS41	ME-MS41
	Analyte	Ti	Tl	U	V	W	Y	Zn	Zr
	Units	%	ppm	ppm	ppm	ppm	ppm	ppm	ppm
	LOR	0.005	0.02	0.05	1	0.05	0.05	2	0.5
ZZ41121		0.041	0.47	2.59	108	0.55	14.70	1230	0.8
ZZ41122		0.028	0.23	1.74	73	0.30	4.43	472	<0.5
ZZ41123		0.020	0.25	1.97	79	0.28	6.66	205	<0.5
ZZ41124		0.021	0.32	1.95	93	0.29	7.59	186	1.5
ZZ41125		0.025	0.24	0.91	70	0.25	3.94	141	<0.5
ZZ41126		0.033	0.20	3.69	51	0.69	6.88	119	<0.5
ZZ41127		0.023	0.26	2.77	56	0.29	6.62	130	<0.5
ZZ41128		0.020	0.33	2.16	68	0.38	7.31	152	<0.5
ZZ41129		0.018	0.35	2.86	99	0.30	11.00	235	0.8
ZZ41130		0.019	0.21	2.07	60	0.24	6.90	216	<0.5
ZZ41131		0.014	0.49	2.74	101	0.28	8.78	409	0.9
ZZ41132		0.025	0.30	2.24	119	0.39	8.44	290	<0.5
ZZ41133		0.018	0.28	2.73	89	0.27	6.61	205	0.5
ZZ41134		0.021	0.23	3.56	67	0.18	7.58	608	0.9
ZZ41135		0.019	0.23	3.02	56	0.18	5.16	333	<0.5
ZZ41136		0.023	0.23	1.32	72	0.23	4.75	158	<0.5
ZZ41137		0.029	0.53	1.57	60	2.08	6.71	192	0.5
ZZ41138		0.025	0.18	0.93	62	0.28	3.22	132	<0.5

***** See Appendix Page for comments regarding this certificate *****

ALS Canada Ltd.
2103 Dollarton Hwy
North Vancouver BC V7H 0A7
Phone: 604 984 0221 Fax: 604 984 0218 www.alsglobal.com

To: **SILVER RANGE RESOURCES LTD.**
C/O ARCHER, CATHRO & ASSOCIATES (1981) LIMITED
1016-510 W HASTINGS ST
VANCOUVER BC V6B 1L8

Finalized Date: 31-AUG-2012
Account: RANSIL

Project: SNAIL

CERTIFICATE OF ANALYSIS WH12189037

Method	CERTIFICATE COMMENTS
ALL METHODS	NSS is non-sufficient sample.
ME-MS41	Gold determinations by this method are semi-quantitative due to the small sample weight used (0.5g).

ALS Canada Ltd.

2103 Dollarton Hwy
North Vancouver BC V7H 0A7
Phone: 604 984 0221 Fax: 604 984 0218 www.alsglobal.com

To: **SILVER RANGE RESOURCES LTD.**
C/O ARCHER, CATHRO & ASSOCIATES (1981) LIMITED
1016-510 W HASTINGS ST
VANCOUVER BC V6B 1L8

Finalized Date: 27-AUG-2012
Account: RANSIL

CERTIFICATE WH12189039

Project: KEG (Keg South - Group 4)

P.O. No.:

This report is for 30 Soil samples submitted to our lab in Whitehorse, YT, Canada on 14-AUG-2012.

The following have access to data associated with this certificate:

MATT DUMALA	JOAN MARIACHER	HEATHER SMITH

SAMPLE PREPARATION

ALS CODE	DESCRIPTION
WEI-21	Received Sample Weight
LOG-22	Sample login - Rcd w/o BarCode
SCR-41	Screen to -180um and save both

ANALYTICAL PROCEDURES

ALS CODE	DESCRIPTION	INSTRUMENT
Au-ICP21	Au 30g FA ICP-AES Finish	ICP-AES
ME-MS41	51 anal. aqua regia ICPMS	

To: **SILVER RANGE RESOURCES LTD.**
ATTN: JOAN MARIACHER
C/O ARCHER, CATHRO & ASSOCIATES (1981) LIMITED
1016-510 W HASTINGS ST
VANCOUVER BC V6B 1L8

This is the Final Report and supersedes any preliminary report with this certificate number. Results apply to samples as submitted. All pages of this report have been checked and approved for release.

***** See Appendix Page for comments regarding this certificate *****

Signature:

Colin Ramshaw, Vancouver Laboratory Manager

ALS Canada Ltd.
2103 Dollarton Hwy
North Vancouver BC V7H 0A7
Phone: 604 984 0221 Fax: 604 984 0218 www.alsglobal.com

To: **SILVER RANGE RESOURCES LTD.**
C/O ARCHER, CATHRO & ASSOCIATES (1981) LIMITED
1016- 510 W HASTINGS ST
VANCOUVER BC V6B 1L8

Finalized Date: 27- AUG- 2012
Account: RANSIL

Project: KEG (Keg South - Group 4)

CERTIFICATE OF ANALYSIS WH12189039

Sample Description	Method	WEI-21	Au-ICP21	ME-MS41	ME-MS41	ME-MS41	ME-MS41	ME-MS41	ME-MS41	ME-MS41	ME-MS41	ME-MS41	ME-MS41	ME-MS41	ME-MS41	ME-MS41
	Analyte	Recvd Wt.	Au	Ag	Al	As	Au	B	Ba	Be	Bi	Ca	Cd	Ce	Co	Cr
	Units	kg	ppm	ppm	%	ppm	ppm	ppm	ppm	ppm	ppm	%	ppm	ppm	ppm	ppm
	LOR	0.02	0.001	0.01	0.01	0.1	0.2	10	10	0.05	0.01	0.01	0.01	0.02	0.1	1
DD005541		0.24	0.002	0.44	0.97	11.8	<0.2	<10	220	0.77	0.22	0.40	0.88	49.2	9.2	14
DD005542		0.34	0.003	0.31	1.13	16.1	<0.2	<10	110	0.55	0.24	0.07	1.12	47.9	10.3	16
DD005543		0.24	0.001	0.34	0.15	3.3	<0.2	<10	60	0.12	0.14	0.01	0.40	45.2	0.3	3
DD005544		0.34	0.002	0.60	0.73	12.9	<0.2	<10	170	0.48	0.18	0.13	1.59	26.6	6.7	14
DD005545		0.14	0.001	1.28	0.37	5.2	<0.2	<10	100	0.13	0.08	0.08	2.47	10.85	1.3	4
DD005546		0.30	0.004	1.34	1.25	25.4	<0.2	<10	560	1.40	0.28	0.73	117.0	59.0	69.8	19
DD005547		0.27	0.003	0.91	1.19	9.4	<0.2	<10	700	0.75	0.19	2.10	2.81	23.2	8.4	21
DD005548		0.24	0.002	0.32	1.10	9.3	<0.2	<10	300	0.56	0.20	0.54	46.3	23.9	18.7	18
DD005549		0.21	0.002	0.29	1.00	14.1	<0.2	<10	120	0.53	0.22	0.12	0.99	29.5	6.6	16
DD005550		0.18	0.001	0.25	0.47	1.2	<0.2	<10	140	0.18	0.06	0.17	0.89	9.73	1.7	5
DD005910		0.15	0.001	0.23	0.58	7.4	<0.2	<10	120	0.26	0.15	0.11	1.22	36.1	3.7	9
DD005911		0.21	0.001	0.30	0.49	6.3	<0.2	<10	170	0.28	0.10	0.35	0.74	22.6	4.6	8
DD005912		0.17	0.001	0.85	0.48	2.7	<0.2	<10	220	0.24	0.11	0.18	0.72	13.60	1.2	6
DD005913		0.15	0.003	1.42	0.59	10.3	<0.2	<10	250	0.34	0.19	0.10	1.78	24.6	3.0	11
DD005914		0.20	0.003	2.79	0.79	9.7	<0.2	<10	280	0.40	0.15	0.14	2.03	14.05	2.8	9
DD005915		0.33	0.004	1.95	0.60	6.1	<0.2	<10	200	0.31	0.13	0.10	3.03	9.34	1.6	6
DD005916		0.24	0.005	0.86	1.30	7.9	<0.2	<10	450	1.03	0.21	0.44	119.0	31.7	15.8	18
DD005917		0.34	0.002	0.49	0.58	3.7	<0.2	<10	170	0.25	0.14	0.35	15.25	16.55	2.3	10
DD005918		0.28	0.003	0.39	0.68	7.8	<0.2	<10	210	0.18	0.13	0.43	8.81	11.30	7.5	11
DD005919		0.21	<0.001	0.29	0.35	1.8	<0.2	<10	160	0.28	0.05	0.34	23.9	6.96	3.8	6
DD005964		0.11	0.002	0.89	0.27	1.9	<0.2	<10	60	0.10	0.07	0.04	0.29	8.60	1.3	5
DD005965		0.20	0.004	0.93	0.78	29.0	<0.2	<10	150	0.46	0.15	0.09	0.65	22.2	3.6	15
DD005966		0.13	0.001	1.19	0.35	2.7	<0.2	<10	40	0.06	0.06	0.02	0.07	10.35	0.7	3
DD005967		0.25	0.001	0.49	0.84	9.9	<0.2	<10	110	0.27	0.20	0.06	0.32	25.1	3.5	13
DD005968		0.12	0.002	0.30	0.64	2.2	<0.2	<10	80	0.12	0.13	0.05	0.17	20.2	1.0	5
DD005969		0.16	0.002	0.48	0.75	2.2	<0.2	<10	120	0.14	0.15	0.05	0.69	26.4	3.5	6
DD005970		0.23	0.001	0.34	0.76	12.1	<0.2	<10	120	0.37	0.21	0.05	1.69	33.3	7.1	11
DD005971		0.18	0.001	0.61	1.11	9.8	<0.2	<10	210	0.63	0.23	0.20	9.98	28.3	11.9	16
DD005972		0.20	0.003	0.32	0.65	3.8	<0.2	<10	280	0.48	0.08	0.71	8.00	19.75	2.9	7
DD005973		0.16	0.001	0.18	0.26	2.5	<0.2	<10	80	0.08	0.04	0.30	0.62	2.23	1.0	3

***** See Appendix Page for comments regarding this certificate *****

ALS Canada Ltd.
2103 Dollarton Hwy
North Vancouver BC V7H 0A7
Phone: 604 984 0221 Fax: 604 984 0218 www.alsglobal.com

To: **SILVER RANGE RESOURCES LTD.**
C/O ARCHER, CATHRO & ASSOCIATES (1981) LIMITED
1016- 510 W HASTINGS ST
VANCOUVER BC V6B 1L8

Finalized Date: 27- AUG- 2012
Account: RANSIL

Project: KEG (Keg South - Group 4)

CERTIFICATE OF ANALYSIS WH12189039

Sample Description	Method	ME-MS41	ME-MS41	ME-MS41	ME-MS41	ME-MS41	ME-MS41	ME-MS41	ME-MS41	ME-MS41	ME-MS41	ME-MS41	ME-MS41	ME-MS41	ME-MS41	ME-MS41
	Analyte	Cs	Cu	Fe	Ga	Ge	Hf	Hg	In	K	La	Li	Mg	Mn	Mo	Na
	Units	ppm	ppm	%	ppm	ppm	ppm	ppm	ppm	%	ppm	ppm	%	ppm	ppm	%
	LOR	0.05	0.2	0.01	0.05	0.05	0.02	0.01	0.005	0.01	0.2	0.1	0.01	5	0.05	0.01
DD005541		3.29	44.5	2.78	2.66	0.10	0.02	0.04	0.029	0.08	27.8	13.6	0.36	165	3.02	0.01
DD005542		2.00	25.4	3.28	4.02	0.09	0.04	0.02	0.030	0.06	27.3	15.5	0.33	248	2.74	0.01
DD005543		0.98	8.6	0.42	0.95	0.06	<0.02	<0.01	<0.005	0.04	35.4	0.5	0.01	<5	2.14	0.01
DD005544		1.55	19.6	1.87	2.45	0.06	0.02	0.03	0.021	0.06	14.8	11.2	0.29	201	2.63	0.02
DD005545		0.74	10.9	0.75	1.61	<0.05	<0.02	0.02	<0.005	0.04	6.3	0.6	0.02	19	8.17	0.02
DD005546		3.99	54.2	3.31	3.54	0.14	0.12	0.21	0.044	0.14	32.2	13.1	0.41	5270	20.6	0.01
DD005547		1.79	46.4	1.77	3.44	0.08	0.08	0.15	0.021	0.07	13.3	13.3	0.35	485	3.04	0.02
DD005548		2.15	45.1	1.87	4.03	0.06	0.04	0.07	0.019	0.07	13.5	16.6	0.36	716	5.12	0.01
DD005549		2.33	18.1	2.44	4.18	0.08	0.04	0.06	0.020	0.07	16.5	14.6	0.31	181	3.35	<0.01
DD005550		0.49	18.9	0.65	1.84	<0.05	<0.02	0.05	<0.005	0.02	5.2	2.0	0.05	44	0.46	0.03
DD005910		1.53	13.0	1.47	2.56	0.06	<0.02	0.04	0.013	0.05	21.1	5.6	0.17	111	2.29	0.01
DD005911		1.70	14.7	1.14	1.92	0.05	<0.02	0.04	0.010	0.06	13.3	5.6	0.13	143	1.47	0.02
DD005912		2.23	12.9	0.53	1.95	<0.05	0.03	0.20	0.007	0.03	8.1	2.4	0.06	99	1.80	0.02
DD005913		3.42	21.5	1.06	2.34	0.06	0.02	0.40	0.015	0.06	15.0	5.7	0.16	91	13.50	0.01
DD005914		4.46	41.7	1.33	2.50	0.06	0.02	0.33	0.016	0.06	8.0	4.7	0.10	62	6.14	0.02
DD005915		4.82	95.1	0.97	1.78	0.05	0.02	0.29	0.013	0.06	5.4	3.4	0.07	38	2.80	0.02
DD005916		4.20	67.2	1.94	3.13	0.10	0.07	0.15	0.024	0.09	18.8	14.4	0.36	466	1.76	0.01
DD005917		1.51	16.1	0.99	1.99	0.06	0.02	0.07	0.009	0.05	9.2	6.6	0.23	64	0.93	0.02
DD005918		1.23	8.9	1.36	2.47	0.05	0.02	0.06	0.007	0.03	6.3	7.4	0.19	380	2.63	0.03
DD005919		0.44	29.6	0.96	1.30	0.06	0.02	0.03	<0.005	0.02	3.7	2.8	0.07	245	2.19	0.03
DD005964		1.30	7.2	0.56	1.40	<0.05	<0.02	0.14	<0.005	0.03	5.2	0.7	0.03	23	2.72	0.02
DD005965		3.08	34.3	1.79	2.30	0.06	0.02	0.21	0.027	0.06	13.1	8.0	0.23	128	17.95	<0.01
DD005966		0.82	5.2	0.41	2.01	<0.05	<0.02	0.01	<0.005	0.02	6.0	0.7	0.02	12	1.85	0.02
DD005967		1.41	12.8	1.63	4.39	0.06	<0.02	0.03	0.012	0.05	14.2	7.5	0.19	100	3.77	0.01
DD005968		0.94	5.8	0.54	3.43	<0.05	<0.02	0.01	<0.005	0.02	11.4	1.9	0.04	41	0.85	0.01
DD005969		1.23	8.8	0.67	3.71	<0.05	0.02	0.01	<0.005	0.03	15.2	4.7	0.05	153	1.01	0.01
DD005970		1.43	16.8	2.23	3.65	0.07	<0.02	0.02	0.016	0.07	19.5	7.9	0.23	140	3.63	0.01
DD005971		2.79	26.2	2.50	4.31	0.08	0.06	0.03	0.017	0.16	15.9	24.6	0.42	241	3.48	0.02
DD005972		1.44	27.9	0.94	1.92	0.06	0.06	0.06	0.007	0.05	11.3	6.8	0.17	56	3.16	0.02
DD005973		0.12	5.3	0.47	1.51	<0.05	<0.02	0.03	<0.005	0.02	1.2	0.6	0.02	29	1.62	0.04

***** See Appendix Page for comments regarding this certificate *****

ALS Canada Ltd.
2103 Dollarton Hwy
North Vancouver BC V7H 0A7
Phone: 604 984 0221 Fax: 604 984 0218 www.alsglobal.com

To: **SILVER RANGE RESOURCES LTD.**
C/O ARCHER, CATHRO & ASSOCIATES (1981) LIMITED
1016- 510 W HASTINGS ST
VANCOUVER BC V6B 1L8

Finalized Date: 27- AUG- 2012
Account: RANSIL

Project: KEG (Keg South - Group 4)

CERTIFICATE OF ANALYSIS WH12189039

Sample Description	Method	ME-MS41	ME-MS41	ME-MS41	ME-MS41	ME-MS41	ME-MS41	ME-MS41	ME-MS41	ME-MS41	ME-MS41	ME-MS41	ME-MS41	ME-MS41	ME-MS41	ME-MS41
	Analyte	Nb	Ni	P	Pb	Rb	Re	S	Sb	Sc	Se	Sn	Sr	Ta	Te	Th
	Units	ppm	ppm	ppm	ppm	ppm	ppm	%	ppm	ppm	ppm	ppm	ppm	ppm	ppm	ppm
	LOR	0.05	0.2	10	0.2	0.1	0.001	0.01	0.05	0.1	0.2	0.2	0.2	0.01	0.01	0.2
DD005541		0.21	62.9	1080	27.4	12.6	<0.001	0.02	3.21	2.1	1.4	0.4	38.0	<0.01	0.07	2.8
DD005542		0.67	37.6	620	22.1	10.7	<0.001	0.02	4.02	2.1	1.4	0.5	15.6	<0.01	0.07	5.1
DD005543		0.06	2.8	260	14.7	7.4	<0.001	0.04	1.65	0.5	0.9	0.2	11.3	<0.01	0.04	1.4
DD005544		0.38	27.3	570	16.9	13.4	<0.001	0.02	2.69	1.8	1.0	0.4	18.4	<0.01	0.05	2.2
DD005545		0.21	4.6	560	10.8	4.6	<0.001	0.04	1.85	0.5	1.0	0.2	17.5	<0.01	0.04	<0.2
DD005546		0.27	236	1060	31.5	23.3	0.005	0.06	6.89	5.1	4.6	0.5	70.2	<0.01	0.12	4.8
DD005547		0.77	45.6	1060	12.0	11.5	0.006	0.10	3.04	3.2	5.3	0.4	93.3	0.01	0.07	1.5
DD005548		0.72	64.1	1010	13.1	18.9	0.003	0.04	2.29	2.1	2.7	0.5	44.3	<0.01	0.05	1.1
DD005549		0.81	34.8	670	18.3	13.1	<0.001	0.02	3.11	2.4	1.5	0.6	21.0	<0.01	0.06	4.6
DD005550		0.18	5.6	590	3.6	3.4	<0.001	0.02	0.34	0.6	1.9	0.2	18.6	<0.01	0.02	<0.2
DD005910		0.21	13.6	750	12.6	7.7	<0.001	0.02	2.05	1.2	0.8	0.3	19.5	<0.01	0.04	1.0
DD005911		0.20	17.5	310	8.2	8.7	<0.001	0.02	1.84	1.6	0.7	0.3	21.8	<0.01	0.04	1.0
DD005912		0.17	5.0	920	14.7	5.4	0.001	0.04	1.50	0.7	1.6	0.2	47.8	<0.01	0.03	0.3
DD005913		0.18	11.1	1090	34.5	11.1	0.003	0.06	4.33	0.7	3.1	0.3	54.0	<0.01	0.07	0.3
DD005914		0.23	12.1	990	20.0	10.6	0.002	0.04	4.85	1.2	6.6	0.3	39.8	<0.01	0.06	0.5
DD005915		0.17	9.9	580	20.0	9.4	0.002	0.02	3.75	1.4	6.1	0.2	25.5	<0.01	0.04	0.9
DD005916		0.55	143.0	920	19.1	18.6	0.005	0.06	2.28	3.4	9.5	0.4	47.1	<0.01	0.05	2.7
DD005917		0.32	38.6	650	8.9	7.2	0.003	0.03	1.23	1.7	6.1	0.3	29.9	<0.01	0.02	1.2
DD005918		0.47	23.2	580	9.6	4.5	0.003	0.04	1.16	1.4	5.5	0.3	30.9	<0.01	0.03	0.8
DD005919		0.24	42.4	530	3.6	2.6	0.008	0.04	1.28	0.9	10.0	<0.2	24.1	<0.01	0.02	0.3
DD005964		<0.05	3.4	560	10.3	4.2	0.001	0.02	1.07	0.2	1.1	0.2	17.3	<0.01	0.03	<0.2
DD005965		0.40	16.4	1590	29.2	10.4	0.003	0.06	4.62	1.2	2.7	0.3	48.8	<0.01	0.07	0.8
DD005966		0.25	1.9	220	5.0	2.7	<0.001	<0.01	0.57	0.5	0.5	0.2	8.0	<0.01	0.01	0.3
DD005967		0.74	12.0	420	14.5	9.7	<0.001	0.02	2.52	1.5	1.7	0.5	20.1	<0.01	0.04	1.5
DD005968		0.45	3.1	220	6.0	4.6	<0.001	<0.01	0.48	0.7	0.4	0.4	9.0	<0.01	0.01	0.8
DD005969		0.47	6.6	320	7.5	10.8	<0.001	0.01	0.78	0.8	0.4	0.5	11.8	<0.01	0.02	1.2
DD005970		0.64	30.1	610	18.8	12.9	<0.001	0.02	3.70	1.6	1.5	0.4	16.2	<0.01	0.04	3.0
DD005971		0.87	53.0	300	14.9	26.4	<0.001	0.02	4.29	2.5	2.6	0.4	24.1	<0.01	0.05	4.4
DD005972		0.31	48.4	610	6.3	7.8	0.002	0.08	3.35	1.1	4.7	0.2	59.7	<0.01	0.04	0.9
DD005973		0.15	7.0	470	1.8	0.7	0.005	0.05	0.85	0.3	2.3	<0.2	19.9	<0.01	0.01	<0.2

***** See Appendix Page for comments regarding this certificate *****

ALS Canada Ltd.
2103 Dollarton Hwy
North Vancouver BC V7H 0A7
Phone: 604 984 0221 Fax: 604 984 0218 www.alsglobal.com

To: **SILVER RANGE RESOURCES LTD.**
C/O ARCHER, CATHRO & ASSOCIATES (1981) LIMITED
1016-510 W HASTINGS ST
VANCOUVER BC V6B 1L8

Finalized Date: 27-AUG-2012
Account: RANSIL

Project: KEG (Keg South - Group 4)

CERTIFICATE OF ANALYSIS WH12189039

Sample Description	Method	ME-MS41	ME-MS41	ME-MS41	ME-MS41	ME-MS41	ME-MS41	ME-MS41	ME-MS41
	Analyte	Ti	Tl	U	V	W	Y	Zn	Zr
	Units	%	ppm	ppm	ppm	ppm	ppm	ppm	ppm
	LOR	0.005	0.02	0.05	1	0.05	0.05	2	0.5
DD005541		0.008	0.24	1.44	52	0.07	10.10	145	0.5
DD005542		0.016	0.18	0.71	57	0.15	4.70	193	2.0
DD005543		<0.005	0.09	0.74	18	<0.05	2.89	29	<0.5
DD005544		0.012	0.21	0.66	47	0.09	4.76	115	<0.5
DD005545		0.018	0.07	0.45	24	0.07	1.05	23	<0.5
DD005546		0.007	0.51	5.28	70	0.09	20.1	2210	4.0
DD005547		0.021	0.19	4.26	48	0.13	13.10	96	2.9
DD005548		0.031	0.19	2.21	48	0.22	6.93	915	1.0
DD005549		0.029	0.21	0.95	61	0.14	5.68	159	2.1
DD005550		0.018	0.07	3.95	16	0.05	3.35	12	<0.5
DD005910		0.010	0.12	0.58	42	0.06	3.28	50	<0.5
DD005911		0.009	0.16	0.71	37	0.06	3.69	48	<0.5
DD005912		0.011	0.23	1.00	23	0.08	2.73	20	0.7
DD005913		0.009	0.46	2.54	37	0.15	4.40	64	<0.5
DD005914		0.014	0.39	1.52	45	0.08	4.21	58	0.6
DD005915		0.012	0.32	1.49	27	<0.05	4.24	61	0.6
DD005916		0.018	0.36	2.37	44	0.08	12.20	1090	2.2
DD005917		0.020	0.16	1.02	32	0.05	4.67	405	0.7
DD005918		0.017	0.17	0.90	41	0.12	2.71	326	0.6
DD005919		0.020	0.06	1.71	18	0.05	3.02	329	0.6
DD005964		0.005	0.17	1.05	20	<0.05	1.70	20	<0.5
DD005965		0.016	0.73	6.17	54	0.18	5.05	133	0.6
DD005966		0.015	0.11	0.29	19	0.05	0.75	12	<0.5
DD005967		0.024	0.19	0.59	52	0.19	2.45	60	<0.5
DD005968		0.019	0.11	0.29	23	0.12	1.27	19	<0.5
DD005969		0.013	0.12	0.33	23	0.25	1.67	69	0.6
DD005970		0.023	0.17	0.63	53	0.15	3.31	239	0.6
DD005971		0.036	0.24	0.87	51	0.10	5.39	525	3.2
DD005972		0.015	0.18	1.19	24	0.06	5.32	335	2.3
DD005973		0.017	0.04	0.65	22	0.05	0.62	72	<0.5

***** See Appendix Page for comments regarding this certificate *****

ALS Canada Ltd.
2103 Dollarton Hwy
North Vancouver BC V7H 0A7
Phone: 604 984 0221 Fax: 604 984 0218 www.alsglobal.com

To: **SILVER RANGE RESOURCES LTD.**
C/O ARCHER, CATHRO & ASSOCIATES (1981) LIMITED
1016- 510 W HASTINGS ST
VANCOUVER BC V6B 1L8

Finalized Date: 27- AUG- 2012
Account: RANSIL

Project: KEG (Keg South - Group 4)

CERTIFICATE OF ANALYSIS WH12189039

Method	CERTIFICATE COMMENTS
ME- MS41	Gold determinations by this method are semi- quantitative due to the small sample weight used (0.5g).

ALS Canada Ltd.

2103 Dollarton Hwy
North Vancouver BC V7H 0A7
Phone: 604 984 0221 Fax: 604 984 0218 www.alsglobal.com

To: **SILVER RANGE RESOURCES LTD.**
C/O ARCHER, CATHRO & ASSOCIATES (1981) LIMITED
1016-510 W HASTINGS ST
VANCOUVER BC V6B 1L8

Finalized Date: 30-AUG-2012
Account: RANSIL

CERTIFICATE WH12190090

Project: KEG (Tap Claims)

P.O. No.:

This report is for 114 Soil samples submitted to our lab in Whitehorse, YT, Canada on 14-AUG-2012.

The following have access to data associated with this certificate:

MATT DUMALA	JOAN MARIACHER	HEATHER SMITH

SAMPLE PREPARATION

ALS CODE	DESCRIPTION
WEI-21	Received Sample Weight
LOG-22	Sample login - Rcd w/o BarCode
SCR-41	Screen to -180um and save both

ANALYTICAL PROCEDURES

ALS CODE	DESCRIPTION	INSTRUMENT
Au-ICP21	Au 30g FA ICP-AES Finish	ICP-AES
ME-MS41	51 anal. aqua regia ICPMS	

To: **SILVER RANGE RESOURCES LTD.**
ATTN: JOAN MARIACHER
C/O ARCHER, CATHRO & ASSOCIATES (1981) LIMITED
1016-510 W HASTINGS ST
VANCOUVER BC V6B 1L8

This is the Final Report and supersedes any preliminary report with this certificate number. Results apply to samples as submitted. All pages of this report have been checked and approved for release.

***** See Appendix Page for comments regarding this certificate *****

Signature:

Colin Ramshaw, Vancouver Laboratory Manager

ALS Canada Ltd.
2103 Dollarton Hwy
North Vancouver BC V7H 0A7
Phone: 604 984 0221 Fax: 604 984 0218 www.alsglobal.com

To: **SILVER RANGE RESOURCES LTD.**
C/O ARCHER, CATHRO & ASSOCIATES (1981) LIMITED
1016-510 W HASTINGS ST
VANCOUVER BC V6B 1L8

Finalized Date: 30-AUG-2012
Account: RANSIL

Project: KEG (Tap Claims)

CERTIFICATE OF ANALYSIS WH12190090

Sample Description	Method	WEI-21	Au-ICP21	ME-MS41	ME-MS41	ME-MS41	ME-MS41	ME-MS41	ME-MS41	ME-MS41	ME-MS41	ME-MS41	ME-MS41	ME-MS41	ME-MS41	ME-MS41
	Analyte	Recvd Wt.	Au	Ag	Al	As	Au	B	Ba	Be	Bi	Ca	Cd	Ce	Co	Cr
	Units	kg	ppm	ppm	%	ppm	ppm	ppm	ppm	ppm	ppm	%	ppm	ppm	ppm	ppm
	LOR	0.02	0.001	0.01	0.01	0.1	0.2	10	10	0.05	0.01	0.01	0.01	0.02	0.1	1
DD005751		0.19	0.002	0.21	0.60	6.6	<0.2	<10	110	0.28	0.14	0.09	0.64	24.1	7.5	16
DD005752		0.22	0.004	0.44	0.66	2.7	<0.2	<10	110	0.24	0.09	0.18	0.41	12.30	6.8	10
DD005753		0.25	0.004	0.28	0.76	12.3	<0.2	<10	120	0.35	0.23	0.16	1.11	43.2	15.4	28
DD005754		0.19	0.004	0.30	0.96	7.6	<0.2	<10	180	0.32	0.17	0.08	0.50	21.5	5.7	18
DD005755		0.17	0.001	0.16	0.65	2.2	<0.2	<10	70	0.18	0.06	0.12	0.19	9.29	2.7	6
DD005756		0.19	0.003	0.17	0.57	8.8	<0.2	<10	100	0.30	0.13	0.26	0.68	36.0	7.2	17
DD005757		0.22	0.003	0.33	1.28	14.6	<0.2	<10	230	0.55	0.24	0.21	0.70	40.1	21.4	36
DD005758		0.19	0.003	0.36	0.66	13.7	<0.2	<10	140	0.48	0.17	0.26	0.73	46.0	10.0	19
DD005759		0.11	0.007	0.45	0.48	4.4	<0.2	<10	120	0.18	0.08	0.08	0.19	8.29	2.7	10
DD005760		0.21	0.003	0.32	1.54	10.9	<0.2	<10	230	0.61	0.24	0.27	0.54	38.9	11.9	31
DD005761		0.20	0.002	0.15	1.26	9.4	<0.2	<10	160	0.49	0.20	0.25	0.38	26.3	8.7	20
DD005762		0.13	0.003	0.45	1.11	7.1	<0.2	<10	210	0.45	0.13	0.40	0.24	16.15	7.6	15
DD005763		0.24	0.012	0.16	1.31	25.5	<0.2	<10	250	0.68	0.21	0.85	0.41	49.5	25.6	32
DD005764		0.22	0.006	0.30	0.90	11.7	<0.2	<10	150	0.46	0.15	0.59	0.89	53.9	19.6	23
DD005765		0.18	0.004	0.38	1.39	31.7	<0.2	<10	230	0.79	0.22	1.28	0.65	52.5	31.2	34
DD005766		0.21	0.008	0.55	1.47	52.4	<0.2	<10	230	0.94	0.22	0.78	0.81	67.4	38.4	40
DD005767		0.11	0.005	0.47	1.16	54.8	<0.2	<10	210	0.68	0.19	1.42	0.83	46.7	34.0	35
DD005768		0.23	0.002	0.27	1.08	10.4	<0.2	<10	170	0.34	0.16	0.42	0.28	24.8	10.7	19
DD005769		0.20	0.003	0.27	1.43	14.4	<0.2	<10	240	0.59	0.27	0.33	0.33	36.5	16.5	33
DD005770		0.16	0.004	0.35	1.20	14.6	<0.2	<10	190	0.54	0.21	0.42	0.35	32.6	12.2	29
DD005771		0.18	0.004	0.66	1.50	21.5	<0.2	<10	320	0.74	0.27	0.45	0.51	42.3	20.1	37
DD005772		0.18	0.003	0.37	1.66	20.3	<0.2	<10	310	0.82	0.30	0.71	0.55	47.6	28.3	41
DD005773		0.20	0.004	0.35	1.18	80.3	<0.2	<10	190	0.63	0.16	0.62	0.67	54.5	38.6	28
DD005774		0.20	0.005	0.42	1.56	27.5	<0.2	<10	230	0.70	0.24	0.58	0.41	42.8	23.4	40
DD005775		0.19	0.003	0.31	1.66	17.6	<0.2	<10	230	0.81	0.21	0.51	0.93	42.7	29.1	42
DD005776		0.22	0.004	0.38	1.59	22.8	<0.2	<10	210	0.74	0.19	0.57	0.84	59.3	29.6	40
DD005777		0.21	0.004	0.28	1.59	13.4	<0.2	<10	230	0.63	0.21	0.39	0.63	51.5	23.3	39
DD005778		0.13	0.003	0.53	1.28	17.1	<0.2	<10	310	0.56	0.11	0.58	0.79	31.7	32.8	26
DD005779		0.30	0.003	0.46	1.66	12.8	<0.2	<10	270	0.64	0.24	0.37	1.36	40.0	19.0	35
DD005780		0.13	0.002	0.30	1.42	10.8	<0.2	<10	520	0.50	0.16	0.66	1.17	30.8	14.1	35
DD005781		0.22	0.003	0.22	1.95	19.3	<0.2	<10	360	0.75	0.24	0.57	0.68	48.5	21.1	58
DD005782		0.26	0.004	0.14	2.07	21.5	<0.2	<10	340	0.92	0.29	0.46	0.60	55.6	26.4	49
DD005783		0.17	0.002	0.14	1.24	5.8	<0.2	<10	150	0.32	0.20	0.43	0.20	17.10	9.8	18
DD005784		0.23	0.007	0.27	1.54	19.7	<0.2	<10	240	0.72	0.30	0.52	0.91	58.2	30.2	42
DD005785		0.28	0.004	0.20	1.90	29.7	<0.2	<10	340	0.82	0.25	0.55	0.69	69.0	37.7	45
DD005786		0.25	0.004	0.18	2.21	19.1	<0.2	<10	270	0.85	0.31	0.57	0.31	48.7	27.5	62
DD005787		0.30	0.003	0.26	1.99	18.0	<0.2	<10	330	0.84	0.32	0.52	0.63	49.6	28.2	47
DD005788		0.16	0.001	0.10	0.69	5.1	<0.2	<10	120	0.18	0.09	0.60	0.26	10.20	7.5	12
DD005789		0.27	0.002	0.15	1.65	15.3	<0.2	<10	160	0.56	0.25	0.38	0.33	39.5	18.2	37
DD005790		0.23	0.004	0.15	1.87	14.0	<0.2	<10	250	0.65	0.30	0.44	0.40	46.0	25.0	51

***** See Appendix Page for comments regarding this certificate *****

ALS Canada Ltd.
2103 Dollarton Hwy
North Vancouver BC V7H 0A7
Phone: 604 984 0221 Fax: 604 984 0218 www.alsglobal.com

To: **SILVER RANGE RESOURCES LTD.**
C/O ARCHER, CATHRO & ASSOCIATES (1981) LIMITED
1016-510 W HASTINGS ST
VANCOUVER BC V6B 1L8

Finalized Date: 30-AUG-2012
Account: RANSIL

Project: KEG (Tap Claims)

CERTIFICATE OF ANALYSIS WH12190090

Sample Description	Method	ME-MS41	ME-MS41	ME-MS41	ME-MS41	ME-MS41	ME-MS41	ME-MS41	ME-MS41	ME-MS41	ME-MS41	ME-MS41	ME-MS41	ME-MS41	ME-MS41	ME-MS41
	Analyte	Cs	Cu	Fe	Ga	Ge	Hf	Hg	In	K	La	Li	Mg	Mn	Mo	Na
	Units	ppm	ppm	%	ppm	ppm	ppm	ppm	ppm	%	ppm	ppm	%	ppm	ppm	%
	LOR	0.05	0.2	0.01	0.05	0.05	0.02	0.01	0.005	0.01	0.2	0.1	0.01	5	0.05	0.01
DD005751		1.71	15.8	1.71	3.01	<0.05	<0.02	0.04	0.016	0.04	11.9	4.5	0.13	203	2.96	0.01
DD005752		0.79	12.1	1.34	2.70	<0.05	<0.02	0.06	0.013	0.03	5.3	2.6	0.08	595	1.40	0.03
DD005753		1.58	24.5	2.65	3.66	0.06	<0.02	0.04	0.029	0.06	22.0	9.8	0.29	191	4.90	0.01
DD005754		1.47	18.5	1.99	3.51	<0.05	<0.02	0.11	0.017	0.05	11.1	6.0	0.22	322	8.55	0.01
DD005755		0.45	10.5	0.97	2.41	<0.05	<0.02	0.04	0.005	0.04	4.4	2.3	0.07	79	1.07	0.03
DD005756		0.81	19.5	1.91	2.22	0.07	<0.02	0.06	0.016	0.05	18.4	7.4	0.25	127	5.11	0.01
DD005757		2.18	31.7	3.33	5.06	0.07	<0.02	0.14	0.042	0.10	20.7	16.4	0.48	673	11.25	0.01
DD005758		1.31	24.9	2.40	2.48	0.07	<0.02	0.21	0.027	0.06	23.5	7.5	0.23	199	14.50	0.01
DD005759		0.98	13.4	1.11	1.91	<0.05	<0.02	0.19	0.012	0.04	4.1	2.4	0.08	75	5.21	0.02
DD005760		1.79	32.0	2.77	5.29	0.06	<0.02	0.10	0.028	0.07	20.0	16.6	0.57	429	6.02	0.01
DD005761		1.54	26.7	2.12	4.39	<0.05	<0.02	0.05	0.021	0.05	12.9	11.2	0.35	322	6.38	0.02
DD005762		1.78	27.8	1.73	3.66	<0.05	0.04	0.08	0.017	0.06	8.1	6.5	0.21	257	3.31	0.04
DD005763		2.50	47.1	4.19	4.99	0.07	0.03	0.04	0.046	0.07	23.8	13.2	0.45	556	7.03	0.01
DD005764		1.87	35.2	2.69	3.17	0.08	0.05	0.08	0.028	0.07	27.3	10.3	0.39	308	5.43	0.01
DD005765		1.94	51.6	4.73	4.36	0.08	0.09	0.12	0.048	0.08	26.4	14.4	0.58	789	9.29	0.01
DD005766		2.81	81.4	5.87	4.98	0.10	0.08	0.16	0.049	0.12	36.7	15.7	0.57	735	15.00	0.01
DD005767		1.88	60.4	5.07	3.90	0.07	0.11	0.22	0.047	0.07	23.4	12.4	0.49	752	16.30	0.01
DD005768		1.44	33.4	2.63	3.95	<0.05	<0.02	0.05	0.025	0.06	11.7	8.9	0.29	322	4.91	0.02
DD005769		2.29	42.4	3.26	5.53	0.05	<0.02	0.07	0.032	0.09	17.6	14.8	0.52	402	8.19	<0.01
DD005770		1.56	38.3	2.99	4.31	0.06	0.04	0.11	0.027	0.09	17.2	13.6	0.53	340	9.89	0.01
DD005771		2.43	62.8	3.81	5.41	0.08	0.03	0.31	0.036	0.11	21.5	16.0	0.57	545	16.10	0.01
DD005772		2.30	58.2	3.94	5.92	0.06	0.05	0.12	0.045	0.07	24.1	16.9	0.63	443	8.09	0.01
DD005773		2.41	77.7	4.12	4.19	0.08	0.03	0.16	0.041	0.08	28.8	9.1	0.32	408	12.50	0.01
DD005774		2.05	71.8	4.56	5.56	0.05	0.03	0.09	0.042	0.09	23.7	17.5	0.65	490	8.41	0.01
DD005775		2.09	63.5	6.68	5.65	0.07	0.03	0.09	0.055	0.07	22.4	18.0	0.74	1240	8.03	0.02
DD005776		2.54	83.9	4.34	4.96	0.07	0.02	0.07	0.046	0.07	33.6	17.2	0.65	362	7.40	0.01
DD005777		2.24	57.8	3.62	5.64	0.07	<0.02	0.05	0.036	0.06	26.8	18.5	0.65	214	4.29	0.01
DD005778		2.58	64.4	3.55	3.96	0.05	0.02	0.11	0.027	0.05	18.1	10.3	0.37	1680	5.34	0.03
DD005779		2.50	47.9	3.26	5.68	0.05	<0.02	0.09	0.029	0.06	21.5	18.2	0.61	415	5.15	0.01
DD005780		1.91	38.7	2.44	4.28	<0.05	0.02	0.06	0.024	0.06	16.7	13.6	0.68	444	3.31	0.01
DD005781		2.84	56.6	4.39	6.39	0.06	<0.02	0.05	0.049	0.08	26.0	17.5	1.08	546	5.69	0.01
DD005782		3.04	58.3	4.50	7.01	0.07	<0.02	0.04	0.048	0.09	28.0	25.9	0.98	631	5.02	0.01
DD005783		2.11	23.0	3.29	5.86	<0.05	<0.02	0.05	0.024	0.03	8.7	4.8	0.16	520	2.44	0.02
DD005784		1.90	65.0	4.25	5.57	0.09	0.03	0.05	0.042	0.09	29.6	19.1	0.81	868	4.73	0.02
DD005785		2.93	74.9	5.35	5.24	0.08	<0.02	0.04	0.052	0.09	30.1	18.4	0.75	734	7.17	0.01
DD005786		3.50	62.7	4.87	7.02	0.07	0.02	0.04	0.048	0.10	26.5	22.8	1.13	560	3.75	0.01
DD005787		2.85	61.6	4.37	6.81	0.07	<0.02	0.05	0.041	0.10	26.7	21.6	0.86	710	4.08	0.01
DD005788		0.86	26.1	1.35	2.66	<0.05	<0.02	0.02	0.010	0.04	5.1	4.0	0.17	413	0.96	0.04
DD005789		2.81	47.8	3.68	6.28	<0.05	<0.02	0.04	0.033	0.08	19.9	15.0	0.51	308	4.03	0.01
DD005790		2.55	53.3	4.06	6.10	0.06	<0.02	0.04	0.037	0.08	24.3	19.1	0.85	700	2.91	0.01

***** See Appendix Page for comments regarding this certificate *****

ALS Canada Ltd.
2103 Dollarton Hwy
North Vancouver BC V7H 0A7
Phone: 604 984 0221 Fax: 604 984 0218 www.alsglobal.com

To: **SILVER RANGE RESOURCES LTD.**
C/O ARCHER, CATHRO & ASSOCIATES (1981) LIMITED
1016-510 W HASTINGS ST
VANCOUVER BC V6B 1L8

Finalized Date: 30-AUG-2012
Account: RANSIL

Project: KEG (Tap Claims)

CERTIFICATE OF ANALYSIS WH12190090

Sample Description	Method	ME-MS41	ME-MS41	ME-MS41	ME-MS41	ME-MS41	ME-MS41	ME-MS41	ME-MS41	ME-MS41	ME-MS41	ME-MS41	ME-MS41	ME-MS41	ME-MS41	ME-MS41
	Analyte	Nb	Ni	P	Pb	Rb	Re	S	Sb	Sc	Se	Sn	Sr	Ta	Te	Th
	Units	ppm	ppm	ppm	ppm	ppm	ppm	%	ppm	ppm	ppm	ppm	ppm	ppm	ppm	ppm
	LOR	0.05	0.2	10	0.2	0.1	0.001	0.01	0.05	0.1	0.2	0.2	0.2	0.01	0.01	0.2
DD005751		0.10	23.7	660	8.1	7.3	<0.001	0.04	1.51	0.5	0.6	0.3	13.1	<0.01	0.04	<0.2
DD005752		0.09	8.9	1010	6.1	3.8	<0.001	0.06	0.43	0.4	0.4	0.2	15.9	<0.01	0.02	<0.2
DD005753		0.57	49.4	780	15.9	5.9	0.001	0.04	2.37	3.7	1.1	0.4	21.3	<0.01	0.05	2.5
DD005754		0.13	18.4	940	12.6	8.2	0.001	0.08	1.88	0.4	0.7	0.4	15.5	<0.01	0.03	<0.2
DD005755		0.21	6.4	620	2.8	2.4	<0.001	0.04	0.36	0.6	0.6	0.2	12.7	<0.01	<0.01	<0.2
DD005756		0.43	26.2	980	10.1	3.4	0.001	0.03	2.22	2.4	1.4	0.3	26.2	<0.01	0.05	2.5
DD005757		0.50	48.2	1120	18.6	11.3	0.001	0.05	3.78	4.6	1.7	0.5	27.1	<0.01	0.07	0.9
DD005758		0.44	31.7	1250	14.4	4.6	0.002	0.05	4.37	3.2	1.9	0.3	30.8	<0.01	0.07	3.8
DD005759		0.14	11.3	870	5.3	4.8	0.001	0.07	1.37	0.5	1.2	0.2	11.5	<0.01	0.03	<0.2
DD005760		0.36	33.8	1080	13.7	11.2	0.001	0.03	1.95	2.2	1.0	0.6	22.8	<0.01	0.03	0.5
DD005761		0.29	29.0	930	11.4	9.3	0.001	0.04	1.64	1.1	0.8	0.4	20.4	<0.01	0.05	0.3
DD005762		0.45	24.2	890	8.6	8.7	<0.001	0.06	1.16	2.3	0.7	0.3	20.7	<0.01	0.02	0.5
DD005763		0.36	98.0	2120	14.5	8.4	0.001	0.08	2.23	2.8	1.4	0.5	26.7	<0.01	0.04	0.5
DD005764		0.64	65.7	1390	12.9	6.1	<0.001	0.04	2.06	4.7	1.5	0.3	30.2	<0.01	0.03	3.5
DD005765		0.76	140.0	1940	16.6	8.0	0.002	0.08	2.60	6.5	1.8	0.5	32.1	<0.01	0.04	1.7
DD005766		0.69	189.5	1890	19.0	9.7	0.001	0.06	4.24	8.6	2.7	0.5	30.2	<0.01	0.04	2.1
DD005767		0.78	188.5	1870	18.9	7.7	0.003	0.09	3.97	6.1	2.9	0.4	33.9	<0.01	0.05	1.4
DD005768		0.52	36.9	730	10.6	6.8	<0.001	0.05	1.44	2.6	1.0	0.4	17.6	<0.01	0.03	0.7
DD005769		0.77	47.2	780	16.5	11.1	<0.001	0.05	2.51	4.7	1.2	0.6	20.4	<0.01	0.05	1.5
DD005770		0.74	42.9	760	14.6	8.9	0.001	0.06	3.04	4.5	1.2	0.5	22.3	<0.01	0.05	2.2
DD005771		0.64	68.8	1130	20.9	11.0	<0.001	0.07	4.71	5.9	1.9	0.6	31.6	<0.01	0.06	2.0
DD005772		0.80	83.9	1490	18.7	11.1	<0.001	0.05	2.81	6.3	1.7	0.6	29.8	<0.01	0.03	1.8
DD005773		0.28	165.5	2060	16.0	8.3	0.001	0.08	2.75	3.3	2.4	0.4	24.1	<0.01	0.05	0.4
DD005774		0.73	100.0	1600	16.5	11.5	<0.001	0.05	2.83	6.7	2.1	0.6	27.3	<0.01	0.02	1.6
DD005775		0.66	91.2	1330	14.0	10.5	0.001	0.04	2.12	9.5	1.5	0.5	20.2	<0.01	0.04	1.5
DD005776		0.71	114.5	2260	15.1	9.2	<0.001	0.02	2.35	8.1	2.3	0.5	27.2	<0.01	0.01	3.1
DD005777		0.77	61.8	1540	15.1	11.5	<0.001	0.02	1.72	7.2	1.6	0.6	19.5	<0.01	0.01	2.2
DD005778		0.45	107.0	1260	8.0	7.2	<0.001	0.07	1.28	4.7	1.0	0.3	24.0	<0.01	<0.01	0.4
DD005779		0.76	53.1	1350	15.2	12.3	0.001	0.02	1.72	4.6	1.7	0.6	21.8	<0.01	0.02	1.5
DD005780		0.40	53.5	1880	11.0	9.4	<0.001	0.09	1.40	2.5	1.2	0.4	25.3	<0.01	<0.01	0.4
DD005781		0.39	79.5	1910	16.0	12.2	<0.001	0.03	2.05	3.5	1.2	0.6	22.6	<0.01	0.01	0.5
DD005782		0.82	81.9	1570	16.9	13.2	<0.001	0.02	2.11	6.5	1.3	0.7	22.5	<0.01	0.03	2.3
DD005783		0.19	17.8	1640	13.1	6.2	<0.001	0.10	0.57	0.4	0.4	0.5	15.3	<0.01	0.02	<0.2
DD005784		0.79	78.4	1650	19.9	10.4	<0.001	0.02	2.12	7.7	1.4	0.6	26.8	<0.01	0.03	4.9
DD005785		0.67	123.5	2010	16.9	12.1	<0.001	0.04	1.96	7.7	0.8	0.5	28.5	<0.01	0.04	2.6
DD005786		0.71	82.3	1620	18.0	15.1	<0.001	0.02	1.89	7.9	1.0	0.7	23.1	<0.01	0.01	2.1
DD005787		0.63	71.7	1360	18.3	16.2	<0.001	0.02	1.80	6.6	0.8	0.7	24.9	<0.01	0.01	1.8
DD005788		0.19	15.0	1100	3.6	4.2	<0.001	0.07	0.23	0.7	<0.2	0.2	17.1	<0.01	<0.01	<0.2
DD005789		0.33	58.3	1460	13.5	10.5	<0.001	0.04	1.43	1.5	1.0	0.7	18.9	<0.01	<0.01	0.2
DD005790		0.39	71.6	1410	14.4	13.4	<0.001	0.02	1.39	5.0	0.5	0.6	21.3	<0.01	<0.01	0.8

***** See Appendix Page for comments regarding this certificate *****

ALS Canada Ltd.
2103 Dollarton Hwy
North Vancouver BC V7H 0A7
Phone: 604 984 0221 Fax: 604 984 0218 www.alsglobal.com

To: **SILVER RANGE RESOURCES LTD.**
C/O ARCHER, CATHRO & ASSOCIATES (1981) LIMITED
1016- 510 W HASTINGS ST
VANCOUVER BC V6B 1L8

Finalized Date: 30- AUG- 2012
Account: RANSIL

Project: KEG (Tap Claims)

CERTIFICATE OF ANALYSIS WH12190090

Sample Description	Method	ME-MS41	ME-MS41	ME-MS41	ME-MS41	ME-MS41	ME-MS41	ME-MS41	ME-MS41
	Analyte	Ti	Tl	U	V	W	Y	Zn	Zr
	Units	%	ppm	ppm	ppm	ppm	ppm	ppm	ppm
	LOR	0.005	0.02	0.05	1	0.05	0.05	2	0.5
DD005751		0.011	0.14	0.74	43	0.10	4.01	75	<0.5
DD005752		0.017	0.11	1.01	35	0.08	5.84	28	<0.5
DD005753		0.027	0.20	1.17	62	0.17	7.08	112	<0.5
DD005754		0.013	0.38	1.95	78	0.20	4.57	71	<0.5
DD005755		0.026	0.06	0.63	28	0.06	2.56	22	<0.5
DD005756		0.032	0.17	1.41	43	0.17	6.47	101	<0.5
DD005757		0.033	0.47	1.92	110	0.25	8.30	118	<0.5
DD005758		0.027	0.43	2.32	95	0.23	10.25	125	0.6
DD005759		0.011	0.18	2.83	39	0.10	2.82	25	<0.5
DD005760		0.031	0.25	1.84	72	0.28	6.90	113	<0.5
DD005761		0.024	0.21	1.26	60	0.18	4.74	100	<0.5
DD005762		0.024	0.23	1.78	48	0.13	6.42	65	1.0
DD005763		0.015	0.31	3.72	73	0.14	8.50	118	0.7
DD005764		0.035	0.24	2.65	53	0.27	10.55	134	1.7
DD005765		0.025	0.46	6.07	72	0.26	13.35	179	2.7
DD005766		0.025	0.95	8.69	87	0.17	16.35	201	2.6
DD005767		0.021	0.81	10.75	68	0.13	12.30	227	3.8
DD005768		0.027	0.24	1.21	61	0.17	4.36	75	<0.5
DD005769		0.035	0.35	1.88	99	0.34	7.51	106	<0.5
DD005770		0.038	0.43	2.29	104	0.28	7.83	104	1.2
DD005771		0.030	0.75	3.80	158	0.42	12.10	122	0.9
DD005772		0.026	0.42	3.90	101	0.25	12.80	137	1.5
DD005773		0.018	0.71	5.18	64	0.15	11.70	231	0.5
DD005774		0.032	0.36	3.39	93	0.48	11.75	160	1.0
DD005775		0.036	0.29	3.83	92	0.22	13.50	147	0.9
DD005776		0.037	0.35	3.62	80	0.22	15.25	188	0.7
DD005777		0.040	0.26	2.60	77	0.24	11.15	165	<0.5
DD005778		0.025	0.41	2.46	49	0.15	14.15	119	0.7
DD005779		0.042	0.29	2.81	81	0.25	10.55	228	<0.5
DD005780		0.025	0.22	2.02	60	0.18	9.78	171	0.5
DD005781		0.032	0.28	2.15	92	0.25	11.20	185	<0.5
DD005782		0.049	0.29	2.39	88	0.38	13.10	180	<0.5
DD005783		0.007	0.13	0.90	60	0.17	3.04	50	<0.5
DD005784		0.066	0.22	1.95	76	0.28	13.55	159	1.5
DD005785		0.038	0.39	2.36	82	0.24	13.15	163	0.5
DD005786		0.046	0.24	1.59	95	0.27	10.75	155	0.5
DD005787		0.051	0.27	1.89	85	0.30	12.45	145	<0.5
DD005788		0.017	0.08	0.40	28	0.09	2.13	29	<0.5
DD005789		0.023	0.28	1.24	74	0.26	6.32	100	<0.5
DD005790		0.036	0.27	1.69	79	0.23	9.79	135	<0.5

***** See Appendix Page for comments regarding this certificate *****

ALS Canada Ltd.
2103 Dollarton Hwy
North Vancouver BC V7H 0A7
Phone: 604 984 0221 Fax: 604 984 0218 www.alsglobal.com

To: **SILVER RANGE RESOURCES LTD.**
C/O ARCHER, CATHRO & ASSOCIATES (1981) LIMITED
1016-510 W HASTINGS ST
VANCOUVER BC V6B 1L8

Finalized Date: 30-AUG-2012
Account: RANSIL

Project: KEG (Tap Claims)

CERTIFICATE OF ANALYSIS WH12190090

Sample Description	Method	WEI-21	Au-ICP21	ME-MS41	ME-MS41	ME-MS41	ME-MS41	ME-MS41	ME-MS41	ME-MS41	ME-MS41	ME-MS41	ME-MS41	ME-MS41	ME-MS41	ME-MS41
	Analyte	Recvd Wt.	Au	Ag	Al	As	Au	B	Ba	Be	Bi	Ca	Cd	Ce	Co	Cr
	Units	kg	ppm	ppm	%	ppm	ppm	ppm	ppm	ppm	ppm	%	ppm	ppm	ppm	ppm
	LOR	0.02	0.001	0.01	0.01	0.1	0.2	10	10	0.05	0.01	0.01	0.01	0.02	0.1	1
DD005791		0.29	0.018	0.24	1.73	15.6	<0.2	<10	260	0.69	0.28	0.45	0.49	50.4	21.6	45
DD005792		0.30	0.007	0.21	1.69	11.9	<0.2	<10	250	0.63	0.31	0.31	0.61	45.1	18.6	41
DD005793		0.23	0.005	0.47	2.03	11.7	<0.2	<10	320	0.75	0.32	0.31	0.57	33.1	17.4	43
DD005794		0.31	0.003	0.16	1.87	12.4	<0.2	<10	290	0.62	0.29	0.33	0.36	46.0	18.5	46
DD005795		0.36	0.003	0.27	1.93	14.9	<0.2	<10	330	0.75	0.33	0.45	0.54	45.2	17.6	48
DD005796		0.40	0.005	0.42	1.84	17.2	<0.2	<10	330	0.85	0.35	0.58	0.97	46.5	23.9	44
DD005797		0.40	0.004	0.33	1.85	14.1	<0.2	<10	310	0.70	0.31	0.41	1.01	47.2	22.4	44
DD005798		0.45	0.005	0.35	1.83	17.6	<0.2	<10	330	0.75	0.32	0.51	1.24	50.1	26.5	45
DD005799		0.34	0.003	0.25	1.96	12.9	<0.2	<10	340	0.72	0.34	0.35	0.61	45.3	20.7	45
DD005800		0.38	0.005	0.17	1.78	8.7	<0.2	<10	250	0.59	0.26	0.38	0.54	42.3	21.0	41
DD005801		0.40	0.010	0.12	1.54	6.5	<0.2	<10	230	0.52	0.20	0.43	0.53	40.9	19.1	36
DD005802		0.52	0.004	0.22	1.50	10.9	<0.2	<10	270	0.60	0.22	0.46	0.67	43.8	18.8	37
DD005803		0.33	0.003	0.10	1.34	6.9	<0.2	<10	180	0.40	0.16	0.47	0.28	30.8	15.3	29
DD005804		0.43	0.003	0.22	1.69	9.4	<0.2	<10	280	0.60	0.21	0.57	0.55	40.2	19.9	40
DD005805		0.32	0.004	0.19	1.32	8.3	<0.2	<10	220	0.44	0.15	0.67	0.41	33.9	23.2	35
DD005806		0.37	0.004	0.17	1.43	8.4	<0.2	<10	220	0.52	0.15	0.61	0.48	42.0	25.2	40
DD005807		0.29	0.003	0.16	1.54	8.6	<0.2	<10	260	0.52	0.16	0.64	0.46	35.4	21.7	38
DD005808		0.30	0.003	0.14	1.44	7.4	<0.2	<10	240	0.48	0.11	0.80	0.42	29.7	19.2	36
DD005809		0.49	0.004	0.18	1.46	10.3	<0.2	<10	200	0.54	0.16	1.62	0.63	45.2	25.1	41
DD005826		0.11	0.001	0.15	0.42	2.9	<0.2	<10	60	0.13	0.05	0.06	0.33	6.27	2.6	6
DD005827		0.19	0.004	0.33	1.02	11.5	<0.2	<10	170	0.47	0.21	0.12	0.70	32.8	9.2	24
DD005828		0.19	0.005	0.43	0.92	14.7	<0.2	<10	290	0.25	0.17	0.12	0.99	20.3	5.4	25
DD005829		0.18	0.006	1.08	0.81	22.7	<0.2	<10	370	0.45	0.21	0.11	0.59	32.2	5.5	29
DD005830		0.16	0.021	1.04	0.45	32.8	<0.2	<10	300	0.20	0.24	0.04	0.38	29.7	3.9	29
DD005831		0.20	0.005	1.70	0.77	30.3	<0.2	<10	230	0.28	0.20	0.05	0.56	26.2	4.5	29
DD005832		0.17	0.004	1.51	1.01	22.5	<0.2	<10	370	0.63	0.19	0.30	1.24	30.6	9.4	28
DD005833		0.15	0.004	1.43	1.13	19.5	<0.2	<10	270	0.47	0.26	0.09	0.87	27.2	6.8	32
DD005834		0.19	0.005	0.76	1.25	25.1	<0.2	<10	190	0.61	0.24	0.21	0.57	46.6	19.1	34
DD005835		0.17	0.003	0.68	1.62	23.3	<0.2	<10	180	0.60	0.34	0.12	0.63	35.3	12.5	39
DD005836		0.13	0.005	0.99	0.91	13.7	<0.2	<10	210	0.41	0.16	0.10	0.47	21.4	6.4	26
DD005837		0.13	0.007	0.47	0.99	10.9	<0.2	<10	140	0.32	0.12	0.13	0.37	17.15	5.8	20
DD005838		0.19	0.004	0.72	0.85	22.2	<0.2	<10	250	0.42	0.15	0.32	0.69	30.9	6.7	33
DD005839		0.20	0.006	0.73	1.71	24.4	<0.2	<10	470	0.67	0.24	0.48	0.81	43.3	19.5	72
DD005840		0.15	0.013	0.92	0.65	12.0	<0.2	<10	280	0.33	0.14	0.08	1.08	17.20	4.1	23
DD005841		0.18	0.007	0.43	1.57	14.0	<0.2	<10	230	0.61	0.16	0.48	0.50	32.6	10.7	45
DD005842		0.19	0.004	0.46	0.92	4.4	<0.2	<10	160	0.46	0.13	0.42	0.53	27.9	5.5	20
DD005843		0.24	0.003	0.85	1.08	11.3	<0.2	<10	240	0.54	0.15	0.56	0.94	29.7	10.7	26
DD005844		0.27	0.004	0.72	0.99	11.9	<0.2	<10	300	0.67	0.13	1.62	4.44	17.35	19.9	19
DD005845		0.19	0.025	0.20	1.18	11.5	<0.2	<10	520	0.49	0.17	0.58	1.06	26.7	19.9	32
DD005846		0.10	0.010	2.07	1.58	10.2	<0.2	<10	640	0.78	0.16	0.20	1.55	26.4	78.0	37

***** See Appendix Page for comments regarding this certificate *****

ALS Canada Ltd.
2103 Dollarton Hwy
North Vancouver BC V7H 0A7
Phone: 604 984 0221 Fax: 604 984 0218 www.alsglobal.com

To: **SILVER RANGE RESOURCES LTD.**
C/O ARCHER, CATHRO & ASSOCIATES (1981) LIMITED
1016-510 W HASTINGS ST
VANCOUVER BC V6B 1L8

Finalized Date: 30-AUG-2012
Account: RANSIL

Project: KEG (Tap Claims)

CERTIFICATE OF ANALYSIS WH12190090

Sample Description	Method	ME-MS41	ME-MS41	ME-MS41	ME-MS41	ME-MS41	ME-MS41	ME-MS41	ME-MS41	ME-MS41	ME-MS41	ME-MS41	ME-MS41	ME-MS41	ME-MS41	ME-MS41
	Analyte	Cs	Cu	Fe	Ga	Ge	Hf	Hg	In	K	La	Li	Mg	Mn	Mo	Na
	Units	ppm	ppm	%	ppm	ppm	ppm	ppm	ppm	%	ppm	ppm	%	ppm	ppm	%
	LOR	0.05	0.2	0.01	0.05	0.05	0.02	0.01	0.005	0.01	0.2	0.1	0.01	5	0.05	0.01
DD005791		2.11	62.1	4.07	5.79	0.08	0.02	0.04	0.038	0.08	28.2	20.1	0.85	534	3.31	0.01
DD005792		1.98	47.8	3.55	5.94	0.07	<0.02	0.04	0.036	0.08	22.9	20.2	0.76	433	2.42	0.01
DD005793		2.27	51.7	3.68	6.36	<0.05	<0.02	0.05	0.040	0.09	18.0	18.3	0.68	917	3.27	0.02
DD005794		2.06	55.3	3.75	6.57	0.07	<0.02	0.04	0.042	0.08	23.3	21.9	0.82	475	2.61	0.01
DD005795		2.10	66.9	4.42	6.57	0.07	<0.02	0.05	0.041	0.10	23.9	22.6	0.92	552	3.31	0.01
DD005796		2.78	71.2	5.15	6.45	0.08	0.04	0.08	0.049	0.15	24.4	24.2	0.85	963	3.92	0.02
DD005797		2.05	63.2	4.43	6.28	0.07	0.06	0.06	0.042	0.09	24.6	21.8	0.79	791	2.01	0.02
DD005798		2.51	90.3	5.10	6.22	0.09	0.10	0.07	0.051	0.13	24.0	21.1	0.85	1020	3.85	0.02
DD005799		2.39	53.3	4.10	6.45	0.06	<0.02	0.05	0.036	0.10	22.4	22.5	0.80	762	2.71	0.01
DD005800		1.88	47.3	4.12	5.99	0.07	<0.02	0.03	0.030	0.07	21.4	18.8	0.70	931	1.67	0.01
DD005801		1.43	54.9	3.66	5.03	0.05	0.03	0.04	0.034	0.05	20.8	15.0	0.61	604	1.19	0.01
DD005802		1.57	60.5	3.73	5.21	0.07	0.04	0.05	0.037	0.08	23.3	16.2	0.64	684	2.41	0.01
DD005803		1.23	31.6	3.33	4.57	<0.05	0.02	0.03	0.024	0.05	15.6	12.6	0.49	448	1.42	0.02
DD005804		1.51	56.1	3.89	5.54	0.05	0.03	0.05	0.034	0.06	20.0	16.9	0.69	590	1.73	0.02
DD005805		0.89	54.6	3.88	4.30	0.05	0.03	0.04	0.031	0.05	17.0	12.3	0.55	1200	1.50	0.02
DD005806		1.07	60.4	4.24	4.52	0.06	0.05	0.06	0.032	0.06	21.8	14.6	0.64	922	1.74	0.02
DD005807		1.20	54.6	3.98	4.98	0.05	0.03	0.05	0.034	0.07	18.6	14.5	0.62	814	1.64	0.02
DD005808		1.04	53.5	4.59	4.46	0.05	0.03	0.04	0.046	0.06	16.1	13.1	0.58	904	1.63	0.02
DD005809		1.82	66.2	3.97	5.20	0.08	0.11	0.06	0.034	0.11	23.0	16.4	0.91	649	2.28	0.02
DD005826		0.61	9.1	0.95	1.67	<0.05	<0.02	0.04	<0.005	0.02	3.1	1.3	0.05	57	0.92	0.02
DD005827		2.71	23.2	2.62	4.30	0.05	<0.02	0.05	0.024	0.06	16.3	10.9	0.29	258	4.99	<0.01
DD005828		1.45	33.9	2.40	4.91	<0.05	<0.02	0.21	0.023	0.07	10.7	4.2	0.17	131	14.35	0.01
DD005829		1.51	37.5	2.94	3.50	0.05	<0.02	0.67	0.023	0.12	17.7	5.5	0.18	138	56.8	0.01
DD005830		2.07	31.6	2.68	4.46	0.06	<0.02	0.25	0.018	0.15	17.1	1.4	0.06	59	63.2	<0.01
DD005831		1.88	31.8	2.70	4.29	0.05	<0.02	0.22	0.036	0.11	14.8	3.7	0.12	123	35.8	<0.01
DD005832		2.11	40.4	2.71	3.66	0.07	<0.02	0.11	0.029	0.09	15.6	11.7	0.34	270	18.10	<0.01
DD005833		2.40	37.6	2.84	4.96	<0.05	<0.02	0.26	0.036	0.11	15.2	10.6	0.29	172	15.60	<0.01
DD005834		1.91	57.7	3.52	4.35	0.06	<0.02	0.11	0.038	0.10	23.8	13.8	0.48	464	13.35	<0.01
DD005835		3.13	47.0	3.78	7.74	<0.05	<0.02	0.14	0.038	0.10	17.5	15.4	0.47	294	10.70	<0.01
DD005836		2.19	34.4	2.30	3.82	<0.05	<0.02	0.17	0.024	0.07	11.6	4.8	0.17	110	9.23	<0.01
DD005837		1.53	26.2	2.32	3.89	<0.05	<0.02	0.07	0.022	0.06	8.0	7.1	0.21	181	7.02	0.01
DD005838		1.94	41.2	2.51	3.87	0.07	0.02	0.26	0.026	0.12	16.8	8.1	0.38	194	25.1	0.01
DD005839		2.51	49.8	3.51	6.56	0.10	<0.02	0.51	0.032	0.23	22.0	14.5	1.06	575	18.05	0.01
DD005840		1.36	24.7	2.06	3.45	<0.05	<0.02	0.82	0.019	0.08	8.8	2.4	0.11	98	13.25	0.01
DD005841		2.01	34.0	2.69	5.07	0.05	0.02	0.09	0.023	0.09	16.3	12.6	0.75	339	5.48	0.01
DD005842		1.26	23.8	1.45	3.27	0.05	0.05	0.21	0.013	0.07	13.7	8.0	0.32	180	2.70	0.01
DD005843		1.77	32.9	2.87	3.36	0.05	0.04	0.16	0.024	0.11	15.3	9.4	0.45	506	6.74	<0.01
DD005844		1.71	46.6	4.25	2.72	<0.05	0.11	0.15	0.018	0.07	10.9	7.3	0.55	1710	16.25	0.01
DD005845		1.36	35.6	4.08	5.12	<0.05	<0.02	0.07	0.034	0.08	12.6	9.7	0.46	1250	5.95	0.01
DD005846		1.27	48.2	4.21	5.07	<0.05	0.02	0.31	0.045	0.06	9.9	7.8	0.26	3980	6.55	0.01

***** See Appendix Page for comments regarding this certificate *****

ALS Canada Ltd.
2103 Dollarton Hwy
North Vancouver BC V7H 0A7
Phone: 604 984 0221 Fax: 604 984 0218 www.alsglobal.com

To: **SILVER RANGE RESOURCES LTD.**
C/O ARCHER, CATHRO & ASSOCIATES (1981) LIMITED
1016-510 W HASTINGS ST
VANCOUVER BC V6B 1L8

Finalized Date: 30-AUG-2012
Account: RANSIL

Project: KEG (Tap Claims)

CERTIFICATE OF ANALYSIS WH12190090

Sample Description	Method	ME-MS41	ME-MS41	ME-MS41	ME-MS41	ME-MS41	ME-MS41	ME-MS41	ME-MS41	ME-MS41	ME-MS41	ME-MS41	ME-MS41	ME-MS41	ME-MS41	ME-MS41
	Analyte	Nb	Ni	P	Pb	Rb	Re	S	Sb	Sc	Se	Sn	Sr	Ta	Te	Th
	Units	ppm	ppm	ppm	ppm	ppm	ppm	%	ppm	ppm	ppm	ppm	ppm	ppm	ppm	ppm
	LOR	0.05	0.2	10	0.2	0.1	0.001	0.01	0.05	0.1	0.2	0.2	0.2	0.01	0.01	0.2
DD005791		0.77	71.1	1220	16.4	10.9	<0.001	0.01	2.02	7.9	1.2	0.6	24.4	<0.01	0.03	4.0
DD005792		0.75	45.7	1050	18.4	13.9	<0.001	0.01	1.90	5.7	0.7	0.7	21.2	<0.01	0.02	3.0
DD005793		0.36	43.0	1350	15.8	15.6	<0.001	0.05	1.71	2.1	1.0	0.7	19.5	<0.01	<0.01	0.3
DD005794		0.72	50.1	970	17.1	13.1	<0.001	0.01	1.76	6.0	0.9	0.6	19.1	<0.01	0.02	2.0
DD005795		0.80	57.8	1130	17.5	13.3	<0.001	0.02	2.28	7.8	1.0	0.6	24.1	<0.01	0.03	3.6
DD005796		0.57	65.3	1280	21.0	16.7	<0.001	0.02	2.42	10.0	1.1	0.7	31.6	<0.01	0.03	5.8
DD005797		0.87	61.9	1170	18.5	14.5	<0.001	0.01	1.89	8.8	0.6	0.7	23.6	<0.01	0.01	5.9
DD005798		0.50	74.8	1360	20.2	15.2	<0.001	0.01	2.61	10.4	1.0	0.6	31.2	<0.01	0.05	6.1
DD005799		0.60	54.5	1080	18.7	16.8	<0.001	0.02	1.88	5.3	0.8	0.7	22.2	<0.01	0.01	1.5
DD005800		0.80	44.8	1110	16.7	13.9	<0.001	0.01	1.36	6.0	0.5	0.6	18.4	<0.01	<0.01	2.3
DD005801		0.86	48.6	1040	12.3	8.0	<0.001	0.01	1.25	8.1	1.0	0.5	19.7	<0.01	<0.01	4.0
DD005802		0.67	52.3	1120	12.5	9.1	<0.001	0.01	1.61	8.8	1.1	0.6	23.6	<0.01	0.02	5.0
DD005803		0.77	36.3	1040	8.5	7.0	<0.001	0.02	0.95	4.5	0.8	0.4	19.0	<0.01	<0.01	1.7
DD005804		0.93	52.5	1240	11.3	9.1	<0.001	0.01	1.20	8.6	1.0	0.6	23.3	<0.01	0.01	3.3
DD005805		0.74	65.5	1330	8.3	5.9	<0.001	0.03	1.03	7.8	0.8	0.3	21.9	<0.01	0.01	2.0
DD005806		0.76	73.3	1490	9.3	6.4	<0.001	0.01	1.14	9.5	0.9	0.4	23.5	<0.01	<0.01	3.4
DD005807		0.80	57.1	1390	9.1	7.9	<0.001	0.03	1.07	7.2	0.6	0.4	22.2	<0.01	0.01	1.8
DD005808		0.64	48.3	1260	7.2	6.8	<0.001	0.05	0.96	7.5	1.2	0.3	18.7	<0.01	<0.01	1.0
DD005809		0.54	62.3	1560	10.2	9.7	<0.001	0.01	1.56	9.0	1.1	0.4	33.6	<0.01	<0.01	4.5
DD005826		0.08	7.0	570	4.3	1.9	<0.001	0.05	0.62	0.2	0.2	0.2	7.9	<0.01	0.03	<0.2
DD005827		0.41	31.4	640	18.0	8.9	<0.001	0.04	2.26	1.8	1.2	0.5	18.8	<0.01	0.05	0.6
DD005828		0.13	28.1	1130	21.2	7.0	0.001	0.12	4.00	0.4	2.0	0.6	29.1	<0.01	0.06	<0.2
DD005829		0.41	48.9	1070	40.5	8.1	0.002	0.23	9.28	1.4	5.4	0.5	40.0	<0.01	0.09	0.6
DD005830		0.12	44.6	1060	49.4	9.5	0.001	0.31	10.05	0.4	6.1	0.9	35.7	<0.01	0.12	<0.2
DD005831		0.15	33.6	950	32.6	9.1	0.001	0.18	8.69	0.5	4.9	0.6	51.0	<0.01	0.12	0.2
DD005832		0.18	54.0	1230	18.2	8.6	0.001	0.12	5.95	0.8	2.3	0.5	44.4	<0.01	0.07	0.2
DD005833		0.41	34.5	1030	20.3	10.0	0.001	0.17	5.18	1.2	4.3	0.6	28.6	<0.01	0.07	0.2
DD005834		0.45	82.2	1160	17.5	9.2	0.001	0.09	4.81	3.3	2.9	0.5	26.8	<0.01	0.08	1.2
DD005835		0.65	46.0	1210	22.1	12.9	0.001	0.11	4.00	1.7	2.5	0.9	23.2	<0.01	0.07	0.2
DD005836		0.37	27.0	1550	14.7	7.9	<0.001	0.14	2.71	0.4	2.5	0.5	25.3	<0.01	0.07	<0.2
DD005837		0.22	20.5	1070	9.8	6.0	<0.001	0.08	2.36	0.5	1.5	0.4	18.7	<0.01	0.05	<0.2
DD005838		0.73	32.8	1440	16.3	8.7	0.001	0.15	7.24	2.8	4.2	0.5	44.8	<0.01	0.07	2.5
DD005839		1.46	50.0	2070	18.8	16.2	0.001	0.14	6.20	5.5	3.7	0.6	51.6	<0.01	0.09	2.8
DD005840		0.17	21.0	1670	16.2	6.4	0.001	0.20	4.74	0.3	2.1	0.5	35.9	<0.01	0.08	<0.2
DD005841		1.01	41.4	1740	12.6	10.2	0.001	0.05	2.19	3.4	1.6	0.5	29.1	<0.01	0.03	1.7
DD005842		0.62	23.5	1540	14.3	7.4	<0.001	0.03	1.29	2.8	1.3	0.3	21.5	<0.01	0.04	2.2
DD005843		0.45	47.7	1380	23.2	9.7	0.001	0.07	2.70	3.0	1.9	0.4	35.6	<0.01	0.07	1.6
DD005844		0.38	100.5	1750	16.6	7.1	0.004	0.16	4.07	2.2	3.9	0.3	36.4	<0.01	0.07	1.0
DD005845		0.32	39.2	2000	12.4	10.1	<0.001	0.10	1.68	2.1	1.2	0.5	27.1	<0.01	0.05	0.3
DD005846		0.24	39.3	3010	14.5	6.1	<0.001	0.23	1.82	1.8	2.3	0.4	27.0	<0.01	0.07	0.2

***** See Appendix Page for comments regarding this certificate *****

ALS Canada Ltd.
2103 Dollarton Hwy
North Vancouver BC V7H 0A7
Phone: 604 984 0221 Fax: 604 984 0218 www.alsglobal.com

To: **SILVER RANGE RESOURCES LTD.**
C/O ARCHER, CATHRO & ASSOCIATES (1981) LIMITED
1016- 510 W HASTINGS ST
VANCOUVER BC V6B 1L8

Finalized Date: 30- AUG- 2012
Account: RANSIL

Project: KEG (Tap Claims)

CERTIFICATE OF ANALYSIS WH12190090

Sample Description	Method	ME-MS41	ME-MS41	ME-MS41	ME-MS41	ME-MS41	ME-MS41	ME-MS41	ME-MS41
	Analyte	Ti	Tl	U	V	W	Y	Zn	Zr
	Units	%	ppm	ppm	ppm	ppm	ppm	ppm	ppm
	LOR	0.005	0.02	0.05	1	0.05	0.05	2	0.5
DD005791		0.065	0.20	1.62	80	0.25	13.10	152	0.8
DD005792		0.064	0.20	1.29	80	0.29	9.17	161	<0.5
DD005793		0.026	0.26	1.65	84	0.26	7.89	143	<0.5
DD005794		0.058	0.21	1.27	85	0.26	9.94	136	<0.5
DD005795		0.072	0.19	1.28	95	0.29	12.65	176	<0.5
DD005796		0.078	0.31	1.15	93	0.33	14.80	169	2.0
DD005797		0.076	0.19	1.20	84	0.27	12.50	176	3.2
DD005798		0.075	0.25	1.19	93	0.32	15.30	205	4.8
DD005799		0.050	0.25	1.40	89	0.31	10.50	158	<0.5
DD005800		0.054	0.21	1.44	77	0.27	9.44	125	<0.5
DD005801		0.056	0.15	0.98	72	0.23	12.45	104	1.0
DD005802		0.074	0.17	0.93	71	0.28	13.85	116	2.4
DD005803		0.045	0.14	0.83	60	0.25	7.40	77	0.7
DD005804		0.060	0.14	0.77	71	0.30	12.40	106	0.9
DD005805		0.049	0.09	0.65	61	0.19	11.45	81	1.2
DD005806		0.056	0.10	0.70	66	0.18	14.35	94	1.4
DD005807		0.047	0.11	0.72	66	0.34	12.80	88	1.0
DD005808		0.031	0.10	0.71	65	0.15	12.35	77	0.9
DD005809		0.070	0.17	0.72	74	0.17	12.30	103	5.9
DD005826		0.011	0.06	0.54	24	0.08	1.78	38	<0.5
DD005827		0.027	0.27	1.28	63	0.22	5.96	121	<0.5
DD005828		0.016	0.63	2.93	159	0.26	4.83	117	<0.5
DD005829		0.031	2.02	6.15	220	0.76	9.55	114	<0.5
DD005830		0.013	2.40	5.62	331	0.74	6.46	115	<0.5
DD005831		0.014	1.47	5.19	301	0.52	5.43	114	<0.5
DD005832		0.016	0.60	3.98	169	0.32	8.93	180	<0.5
DD005833		0.023	0.56	4.61	136	0.40	7.08	129	<0.5
DD005834		0.036	0.49	3.82	118	0.32	11.95	157	<0.5
DD005835		0.024	0.52	4.01	142	0.32	6.08	128	<0.5
DD005836		0.012	0.40	4.11	101	0.21	5.46	82	<0.5
DD005837		0.021	0.28	2.11	108	0.25	4.02	81	<0.5
DD005838		0.056	1.01	4.86	201	0.57	9.91	122	0.9
DD005839		0.091	0.81	3.86	272	0.64	10.70	139	1.0
DD005840		0.007	0.48	3.23	180	0.22	5.10	106	<0.5
DD005841		0.057	0.30	2.29	106	0.46	8.46	120	0.7
DD005842		0.025	0.18	1.64	56	0.11	9.39	91	1.7
DD005843		0.024	0.29	2.20	82	0.17	13.15	209	1.3
DD005844		0.014	0.38	2.70	93	0.24	20.9	492	3.4
DD005845		0.021	0.19	1.70	100	0.26	8.09	110	<0.5
DD005846		0.011	0.27	5.10	83	0.17	11.35	99	<0.5

***** See Appendix Page for comments regarding this certificate *****

ALS Canada Ltd.
2103 Dollarton Hwy
North Vancouver BC V7H 0A7
Phone: 604 984 0221 Fax: 604 984 0218 www.alsglobal.com

To: **SILVER RANGE RESOURCES LTD.**
C/O ARCHER, CATHRO & ASSOCIATES (1981) LIMITED
1016-510 W HASTINGS ST
VANCOUVER BC V6B 1L8

Finalized Date: 30-AUG-2012
Account: RANSIL

Project: KEG (Tap Claims)

CERTIFICATE OF ANALYSIS WH12190090

Sample Description	Method	WEI-21	Au-ICP21	ME-MS41	ME-MS41	ME-MS41	ME-MS41	ME-MS41	ME-MS41	ME-MS41	ME-MS41	ME-MS41	ME-MS41	ME-MS41	ME-MS41	ME-MS41
	Analyte	Recvd Wt.	Au	Ag	Al	As	Au	B	Ba	Be	Bi	Ca	Cd	Ce	Co	Cr
	Units	kg	ppm	ppm	%	ppm	ppm	ppm	ppm	ppm	ppm	%	ppm	ppm	ppm	ppm
	LOR	0.02	0.001	0.01	0.01	0.1	0.2	10	10	0.05	0.01	0.01	0.01	0.02	0.1	1
DD005847		0.14	0.010	0.52	0.55	2.7	<0.2	<10	260	0.21	0.05	0.11	1.05	11.25	5.4	8
DD005848		0.20	0.002	0.15	0.92	4.7	<0.2	<10	310	0.37	0.08	0.31	0.23	18.85	8.9	16
DD005849		0.11	0.008	1.70	2.35	13.2	<0.2	<10	1430	0.92	0.24	0.14	0.85	26.8	18.5	51
DD005850		0.23	0.003	0.28	1.16	11.1	<0.2	<10	340	0.43	0.14	0.35	0.43	42.7	15.7	30
DD005851		0.19	0.005	0.57	0.98	15.6	<0.2	<10	250	0.34	0.15	0.24	0.65	34.9	9.4	28
DD005852		0.23	0.003	0.19	1.30	9.2	<0.2	<10	250	0.38	0.12	0.20	0.65	36.3	21.5	31
DD005853		0.27	0.002	0.44	1.61	13.7	<0.2	<10	650	0.51	0.21	0.20	1.11	29.5	13.7	35
DD005854		0.15	0.002	0.36	1.30	7.9	<0.2	<10	190	0.47	0.15	0.32	0.78	22.6	8.1	19
DD005855		0.21	0.003	0.64	1.65	24.3	<0.2	<10	340	0.69	0.34	0.08	0.97	29.7	8.9	32
DD005856		0.17	0.003	0.40	1.56	18.0	<0.2	<10	450	0.63	0.26	0.20	1.02	35.2	13.2	38
DD005857		0.23	0.004	0.56	1.50	18.5	<0.2	<10	1030	0.67	0.28	0.17	1.73	33.4	13.1	32
DD005858		0.23	0.002	0.45	0.74	8.6	<0.2	<10	890	0.37	0.13	0.10	1.11	16.05	4.4	15
DD005859		0.18	0.004	0.61	1.70	15.9	<0.2	<10	330	0.56	0.27	0.23	0.66	32.3	7.5	33
DD005860		0.24	0.003	0.39	1.68	14.8	<0.2	<10	240	0.68	0.29	0.16	0.77	34.8	15.0	36
DD005861		0.19	0.002	0.17	0.74	6.1	<0.2	<10	130	0.32	0.12	0.08	0.29	14.50	5.1	14
DD005862		0.19	0.006	0.14	1.31	11.8	<0.2	<10	200	0.50	0.26	0.22	0.45	36.0	11.9	31
DD005863		0.25	0.003	0.20	1.55	13.2	<0.2	<10	210	0.63	0.33	0.21	0.33	35.5	12.5	36
DD005864		0.25	0.005	0.29	1.63	14.7	<0.2	<10	250	0.68	0.29	0.27	0.65	40.2	13.5	38
DD005865		0.20	0.003	0.20	1.65	13.8	<0.2	<10	200	0.59	0.30	0.25	0.46	35.4	10.4	38
DD005866		0.20	0.003	0.28	1.22	8.4	<0.2	<10	140	0.41	0.18	0.21	0.32	20.5	6.5	22
DD005867		0.27	0.004	0.62	1.06	5.2	<0.2	<10	300	0.38	0.15	0.23	0.26	11.35	2.4	15
DD005868		0.14	0.004	0.62	1.05	9.2	<0.2	<10	340	0.50	0.15	0.43	0.58	18.00	6.4	18
DD005869		0.30	0.004	0.37	1.06	16.1	<0.2	<10	230	0.59	0.16	0.32	0.68	26.2	7.1	27
DD005870		0.21	0.006	0.31	1.55	13.1	<0.2	<10	380	0.75	0.25	0.32	0.56	32.5	9.8	30
DD005871		0.21	0.006	1.44	1.60	11.0	<0.2	<10	340	0.60	0.28	0.22	0.79	19.25	7.6	29
DD005872		0.23	0.003	0.53	1.01	11.9	<0.2	<10	250	0.38	0.22	0.37	0.50	27.6	5.8	24
DD005873		0.19	0.003	0.77	1.13	11.0	<0.2	<10	290	0.47	0.27	0.32	0.84	27.7	5.7	27
DD005874		0.20	0.001	0.54	0.31	5.1	<0.2	<10	80	0.09	0.12	0.04	0.19	15.70	1.2	12
DD005875		0.20	0.001	0.68	0.64	21.4	<0.2	<10	290	0.24	0.20	0.10	0.46	28.5	3.3	28
DD005876		0.13	<0.001	0.31	1.34	6.5	<0.2	<10	280	0.55	0.07	1.50	2.13	8.03	4.6	14
DD005877		0.23	0.002	0.57	1.04	7.2	<0.2	<10	230	0.52	0.13	0.35	0.84	10.40	4.3	13
DD005878		0.31	0.001	0.25	1.45	4.8	<0.2	<10	120	0.74	0.09	0.54	0.59	18.65	7.1	17
DD005879		0.30	0.002	0.23	1.15	6.4	<0.2	<10	200	0.48	0.13	0.25	0.65	19.30	4.6	17
DD005880		0.22	0.003	0.15	1.21	9.0	<0.2	<10	230	0.54	0.14	0.33	0.65	28.4	6.3	20

***** See Appendix Page for comments regarding this certificate *****

ALS Canada Ltd.
2103 Dollarton Hwy
North Vancouver BC V7H 0A7
Phone: 604 984 0221 Fax: 604 984 0218 www.alsglobal.com

To: **SILVER RANGE RESOURCES LTD.**
C/O ARCHER, CATHRO & ASSOCIATES (1981) LIMITED
1016-510 W HASTINGS ST
VANCOUVER BC V6B 1L8

Finalized Date: 30-AUG-2012
Account: RANSIL

Project: KEG (Tap Claims)

CERTIFICATE OF ANALYSIS WH12190090

Sample Description	Method	ME-MS41	ME-MS41	ME-MS41	ME-MS41	ME-MS41	ME-MS41	ME-MS41	ME-MS41	ME-MS41	ME-MS41	ME-MS41	ME-MS41	ME-MS41	ME-MS41	ME-MS41
	Analyte	Cs	Cu	Fe	Ga	Ge	Hf	Hg	In	K	La	Li	Mg	Mn	Mo	Na
	Units	ppm	ppm	%	ppm	ppm	ppm	ppm	ppm	%	ppm	ppm	%	ppm	ppm	%
	LOR	0.05	0.2	0.01	0.05	0.05	0.02	0.01	0.005	0.01	0.2	0.1	0.01	5	0.05	0.01
DD005847		0.39	22.6	1.19	1.97	<0.05	<0.02	0.12	0.010	0.02	4.9	1.3	0.07	342	1.54	0.03
DD005848		1.24	26.8	2.41	3.51	<0.05	<0.02	0.03	0.019	0.06	9.3	7.3	0.28	341	1.63	0.02
DD005849		2.74	61.1	4.89	6.91	<0.05	0.03	0.52	0.057	0.09	10.9	12.6	0.34	2290	6.80	0.01
DD005850		1.36	42.5	2.87	4.36	0.06	<0.02	0.12	0.024	0.07	22.2	11.5	0.49	516	7.40	0.01
DD005851		1.61	28.2	2.69	4.01	0.05	<0.02	0.22	0.021	0.08	18.0	8.5	0.34	217	13.20	0.01
DD005852		1.39	34.0	3.57	5.00	<0.05	<0.02	0.09	0.028	0.07	17.5	13.4	0.55	616	3.94	0.01
DD005853		2.81	39.8	3.92	6.17	0.05	<0.02	0.09	0.033	0.09	14.4	13.7	0.48	470	6.39	0.01
DD005854		1.40	20.9	2.21	4.42	0.05	0.02	0.05	0.012	0.06	11.3	8.2	1.39	290	3.05	0.01
DD005855		2.66	34.9	3.92	7.72	0.05	<0.02	0.16	0.035	0.09	16.5	15.7	0.30	386	15.75	<0.01
DD005856		2.09	39.5	3.29	5.53	0.05	<0.02	0.09	0.032	0.09	18.6	17.0	0.58	379	11.05	0.01
DD005857		2.36	38.9	3.37	5.25	0.05	<0.02	0.13	0.028	0.10	17.3	16.4	0.51	518	13.25	0.01
DD005858		1.87	22.2	1.70	2.98	<0.05	<0.02	0.08	0.013	0.07	8.4	5.3	0.20	102	5.38	0.02
DD005859		2.69	34.3	2.80	6.09	0.05	<0.02	0.11	0.023	0.13	17.0	18.1	0.93	213	6.40	0.01
DD005860		2.00	36.8	3.23	5.76	0.05	0.02	0.09	0.027	0.09	17.8	19.6	0.58	357	4.91	0.01
DD005861		0.93	16.5	1.49	3.26	<0.05	<0.02	0.04	0.012	0.05	6.5	6.5	0.22	179	2.38	0.02
DD005862		1.51	33.5	2.71	4.38	0.06	<0.02	0.04	0.028	0.08	19.1	16.6	0.55	362	3.56	0.01
DD005863		2.09	32.9	2.97	5.01	0.07	<0.02	0.05	0.030	0.10	19.4	19.6	0.67	375	3.73	0.01
DD005864		2.30	40.7	3.09	5.48	0.07	<0.02	0.07	0.036	0.10	22.0	19.9	0.78	391	4.47	0.01
DD005865		2.48	29.1	2.99	5.94	0.06	<0.02	0.03	0.031	0.10	19.2	21.6	0.82	308	4.24	0.01
DD005866		1.62	21.5	1.91	3.96	<0.05	<0.02	0.05	0.018	0.07	11.0	12.4	0.48	179	3.34	0.02
DD005867		1.75	18.0	1.18	3.47	<0.05	<0.02	0.16	0.014	0.06	5.8	4.6	0.16	68	2.18	0.02
DD005868		1.48	21.9	1.78	3.28	<0.05	<0.02	0.10	0.018	0.08	9.6	9.0	0.39	251	4.70	0.02
DD005869		1.44	35.3	2.09	3.44	0.07	0.04	0.06	0.024	0.10	15.2	12.5	0.67	191	12.50	0.01
DD005870		2.08	29.2	2.48	4.77	0.06	0.04	0.07	0.026	0.12	18.1	19.4	0.67	257	6.21	0.01
DD005871		2.76	26.2	2.26	4.99	0.05	<0.02	0.27	0.025	0.10	11.1	14.0	0.46	291	6.70	0.02
DD005872		1.64	20.6	1.98	3.54	0.06	<0.02	0.11	0.020	0.08	16.0	11.3	0.43	156	8.37	0.01
DD005873		2.10	24.9	1.86	3.91	0.05	<0.02	0.20	0.017	0.08	15.2	12.2	0.49	207	5.42	0.01
DD005874		1.24	9.0	1.01	2.68	<0.05	<0.02	0.06	0.012	0.09	9.2	1.2	0.04	27	4.51	0.02
DD005875		2.39	27.6	2.27	4.12	0.06	<0.02	0.07	0.020	0.17	17.1	3.8	0.15	120	31.4	0.01
DD005876		1.57	20.6	1.28	3.36	<0.05	0.10	0.05	0.012	0.05	4.7	10.0	1.02	417	1.85	0.02
DD005877		1.76	13.9	1.58	3.18	<0.05	0.03	0.08	0.014	0.05	5.4	4.1	0.19	424	6.49	0.02
DD005878		1.77	11.0	2.10	3.86	0.06	0.06	0.03	0.012	0.09	8.8	14.4	1.68	541	2.46	0.02
DD005879		1.71	14.8	1.73	3.60	<0.05	0.02	0.07	0.014	0.06	11.2	10.9	0.51	237	3.16	0.02
DD005880		1.85	15.6	2.03	3.42	0.05	0.02	0.04	0.018	0.11	15.8	14.9	0.63	200	3.55	0.01

***** See Appendix Page for comments regarding this certificate *****

ALS Canada Ltd.
2103 Dollarton Hwy
North Vancouver BC V7H 0A7
Phone: 604 984 0221 Fax: 604 984 0218 www.alsglobal.com

To: **SILVER RANGE RESOURCES LTD.**
C/O ARCHER, CATHRO & ASSOCIATES (1981) LIMITED
1016-510 W HASTINGS ST
VANCOUVER BC V6B 1L8

Finalized Date: 30-AUG-2012
Account: RANSIL

Project: KEG (Tap Claims)

CERTIFICATE OF ANALYSIS WH12190090

Sample Description	Method	ME-MS41	ME-MS41	ME-MS41	ME-MS41	ME-MS41	ME-MS41	ME-MS41	ME-MS41	ME-MS41	ME-MS41	ME-MS41	ME-MS41	ME-MS41	ME-MS41	ME-MS41
	Analyte	Nb	Ni	P	Pb	Rb	Re	S	Sb	Sc	Se	Sn	Sr	Ta	Te	Th
	Units	ppm	ppm	ppm	ppm	ppm	ppm	%	ppm	ppm	ppm	ppm	ppm	ppm	ppm	ppm
	LOR	0.05	0.2	10	0.2	0.1	0.001	0.01	0.05	0.1	0.2	0.2	0.2	0.01	0.01	0.2
DD005847		0.12	11.4	1080	3.2	1.8	<0.001	0.08	0.60	0.4	0.8	<0.2	11.0	<0.01	0.02	<0.2
DD005848		0.19	20.3	1310	4.7	7.7	0.001	0.07	0.61	1.2	0.7	0.2	18.1	<0.01	0.03	<0.2
DD005849		0.39	40.4	3120	14.4	10.4	0.001	0.24	2.93	2.1	2.0	0.8	24.5	<0.01	0.07	0.3
DD005850		0.69	41.3	1330	13.3	7.1	<0.001	0.04	2.58	5.2	1.7	0.4	26.6	<0.01	0.04	2.9
DD005851		0.54	33.1	1230	18.1	7.2	<0.001	0.09	4.60	2.4	2.1	0.5	30.4	<0.01	0.07	1.4
DD005852		0.42	41.3	990	9.2	8.1	<0.001	0.04	1.54	3.2	0.8	0.4	17.5	<0.01	0.03	0.7
DD005853		0.28	37.8	1380	15.8	12.1	<0.001	0.08	2.78	1.8	1.5	0.6	27.2	<0.01	0.05	0.2
DD005854		0.22	38.9	610	13.0	7.2	<0.001	0.05	2.40	2.1	0.8	0.4	16.7	<0.01	0.06	0.8
DD005855		1.36	31.8	780	28.2	14.3	<0.001	0.07	5.02	2.7	2.0	0.9	25.9	<0.01	0.09	2.1
DD005856		0.64	51.5	1040	21.2	12.6	<0.001	0.05	3.66	2.6	1.4	0.7	23.0	<0.01	0.06	0.9
DD005857		0.56	49.5	1060	28.1	12.1	<0.001	0.07	3.82	2.5	2.1	0.6	29.2	<0.01	0.05	0.9
DD005858		0.11	22.3	1040	12.3	10.2	<0.001	0.08	1.81	0.3	1.1	0.4	24.0	<0.01	0.04	<0.2
DD005859		0.57	43.6	1060	20.1	15.3	<0.001	0.10	2.75	2.2	2.0	0.7	28.4	<0.01	0.04	0.5
DD005860		1.05	48.1	720	20.4	12.7	0.001	0.03	2.39	3.8	1.0	0.7	18.9	<0.01	0.04	3.9
DD005861		0.19	15.7	480	7.8	6.4	<0.001	0.02	1.18	0.7	0.5	0.3	10.6	<0.01	0.02	<0.2
DD005862		0.68	38.1	800	16.3	9.9	<0.001	0.02	2.03	3.6	1.2	0.5	20.4	<0.01	0.03	2.9
DD005863		0.52	36.8	900	19.3	13.6	<0.001	0.02	2.11	3.5	1.1	0.7	18.7	<0.01	0.01	1.5
DD005864		0.38	48.5	1100	19.2	14.7	<0.001	0.02	2.76	3.5	1.1	0.6	24.3	<0.01	0.05	1.1
DD005865		0.61	38.5	900	15.8	21.8	<0.001	0.02	2.27	3.4	1.3	0.7	21.8	<0.01	0.04	1.3
DD005866		0.39	24.7	890	10.5	11.6	<0.001	0.02	1.66	1.9	1.2	0.4	16.4	<0.01	0.02	0.7
DD005867		0.12	11.7	1190	6.9	10.2	0.001	0.05	1.07	0.4	1.1	0.4	17.5	<0.01	0.01	<0.2
DD005868		0.35	25.8	1040	12.3	10.4	0.001	0.06	2.33	1.6	1.2	0.4	33.8	<0.01	0.04	0.6
DD005869		0.46	41.0	1230	16.1	10.8	0.001	0.08	6.16	2.7	2.2	0.5	46.2	<0.01	0.07	4.0
DD005870		0.68	36.8	1120	15.8	14.9	<0.001	0.03	2.91	3.7	1.4	0.6	32.6	<0.01	0.06	3.6
DD005871		0.56	30.3	1340	16.0	20.6	0.001	0.07	2.51	1.9	1.5	0.7	28.3	<0.01	0.04	0.5
DD005872		0.51	33.1	1160	16.6	12.3	0.003	0.04	3.46	2.4	1.4	0.5	39.4	<0.01	0.04	1.8
DD005873		0.56	31.4	1190	16.7	12.0	0.003	0.04	3.69	2.8	1.4	0.5	37.1	<0.01	0.05	1.7
DD005874		<0.05	4.6	700	10.9	7.1	0.001	0.15	1.62	0.1	2.2	0.4	25.5	<0.01	0.02	<0.2
DD005875		0.10	18.6	1140	27.3	12.7	0.001	0.34	8.88	0.4	5.8	0.9	59.0	<0.01	0.13	<0.2
DD005876		0.28	23.3	1440	9.8	8.0	0.001	0.14	2.21	1.1	2.0	0.3	40.5	<0.01	0.01	0.8
DD005877		0.08	13.2	3070	12.2	9.0	0.002	0.12	1.59	0.5	2.8	0.3	20.3	<0.01	0.02	0.2
DD005878		0.21	35.4	750	12.0	10.6	0.001	0.04	1.50	2.9	1.2	0.3	14.9	<0.01	0.01	3.0
DD005879		0.24	21.1	1160	9.3	11.3	0.001	0.05	1.64	1.2	1.5	0.4	22.1	<0.01	0.02	0.6
DD005880		0.50	28.6	970	12.1	11.2	<0.001	0.03	2.63	2.4	1.2	0.4	30.0	<0.01	0.03	3.3

***** See Appendix Page for comments regarding this certificate *****

ALS Canada Ltd.
2103 Dollarton Hwy
North Vancouver BC V7H 0A7
Phone: 604 984 0221 Fax: 604 984 0218 www.alsglobal.com

To: **SILVER RANGE RESOURCES LTD.**
C/O ARCHER, CATHRO & ASSOCIATES (1981) LIMITED
1016- 510 W HASTINGS ST
VANCOUVER BC V6B 1L8

Finalized Date: 30- AUG- 2012
Account: RANSIL

Project: KEG (Tap Claims)

CERTIFICATE OF ANALYSIS WH12190090

Sample Description	Method	ME-MS41	ME-MS41	ME-MS41	ME-MS41	ME-MS41	ME-MS41	ME-MS41	ME-MS41
	Analyte	Ti	Tl	U	V	W	Y	Zn	Zr
	Units	%	ppm	ppm	ppm	ppm	ppm	ppm	ppm
	LOR	0.005	0.02	0.05	1	0.05	0.05	2	0.5
DD005847		0.012	0.07	2.19	32	0.05	5.24	24	<0.5
DD005848		0.018	0.08	0.58	55	0.08	6.43	46	<0.5
DD005849		0.010	0.40	5.54	100	0.20	11.15	118	0.7
DD005850		0.053	0.38	1.79	88	0.22	10.55	90	0.6
DD005851		0.038	0.62	2.71	141	0.28	6.75	140	<0.5
DD005852		0.040	0.20	1.23	85	0.45	6.34	106	<0.5
DD005853		0.022	0.42	2.13	124	0.27	8.37	138	<0.5
DD005854		0.024	0.29	1.56	41	0.08	7.01	102	<0.5
DD005855		0.034	0.52	3.33	216	0.46	5.61	161	0.5
DD005856		0.037	0.38	3.11	126	0.28	7.24	186	<0.5
DD005857		0.037	0.42	3.38	115	0.27	7.18	259	<0.5
DD005858		0.010	0.22	3.01	50	0.10	3.92	121	<0.5
DD005859		0.036	0.36	2.34	90	0.21	6.53	174	<0.5
DD005860		0.049	0.22	1.44	82	0.24	6.78	154	1.4
DD005861		0.027	0.10	0.92	44	0.12	3.37	61	<0.5
DD005862		0.053	0.18	1.34	64	0.29	6.80	129	<0.5
DD005863		0.046	0.25	1.61	72	0.30	6.96	136	<0.5
DD005864		0.044	0.27	2.09	79	0.26	10.25	163	<0.5
DD005865		0.046	0.25	1.25	81	0.25	5.83	157	<0.5
DD005866		0.031	0.21	1.31	56	0.18	4.47	99	<0.5
DD005867		0.008	0.29	2.99	50	0.13	4.16	47	<0.5
DD005868		0.021	0.28	1.50	76	0.14	6.20	95	<0.5
DD005869		0.036	0.52	2.82	183	0.36	8.55	125	2.4
DD005870		0.040	0.35	2.00	97	0.24	8.48	143	1.1
DD005871		0.019	0.49	3.23	101	0.24	6.52	99	0.5
DD005872		0.029	0.40	2.59	139	0.29	6.07	91	<0.5
DD005873		0.031	0.49	3.85	147	0.46	7.28	96	<0.5
DD005874		0.006	0.36	1.21	58	0.12	1.25	16	<0.5
DD005875		0.014	1.45	3.59	317	0.75	5.33	69	<0.5
DD005876		0.022	0.21	0.82	35	0.14	6.90	83	3.2
DD005877		0.006	0.42	2.22	74	0.09	3.40	72	1.0
DD005878		0.029	0.15	0.82	31	0.05	6.96	99	2.3
DD005879		0.026	0.20	1.25	59	0.11	6.15	122	0.7
DD005880		0.040	0.24	1.32	66	0.12	8.07	135	0.6

***** See Appendix Page for comments regarding this certificate *****

ALS Canada Ltd.
2103 Dollarton Hwy
North Vancouver BC V7H 0A7
Phone: 604 984 0221 Fax: 604 984 0218 www.alsglobal.com

To: **SILVER RANGE RESOURCES LTD.**
C/O ARCHER, CATHRO & ASSOCIATES (1981) LIMITED
1016- 510 W HASTINGS ST
VANCOUVER BC V6B 1L8

Page: Appendix 1
Total # Appendix Pages: 1
Finalized Date: 30- AUG- 2012
Account: RANSIL

Project: KEG (Tap Claims)

CERTIFICATE OF ANALYSIS WH12190090

Method	CERTIFICATE COMMENTS
ME- MS41	Gold determinations by this method are semi- quantitative due to the small sample weight used (0.5g).

ALS Canada Ltd.

2103 Dollarton Hwy
North Vancouver BC V7H 0A7
Phone: 604 984 0221 Fax: 604 984 0218 www.alsglobal.com

To: **SILVER RANGE RESOURCES LTD.**
C/O ARCHER, CATHRO & ASSOCIATES (1981) LIMITED
1016-510 W HASTINGS ST
VANCOUVER BC V6B 1L8

Finalized Date: 26-AUG-2012
Account: RANSIL

CERTIFICATE WH12190091

Project: KEG (Keg South - Group 2)

P.O. No.:

This report is for 88 Soil samples submitted to our lab in Whitehorse, YT, Canada on 14-AUG-2012.

The following have access to data associated with this certificate:

MATT DUMALA	JOAN MARIACHER	HEATHER SMITH

SAMPLE PREPARATION

ALS CODE	DESCRIPTION
WEI-21	Received Sample Weight
LOG-22	Sample login - Rcd w/o BarCode
SCR-41	Screen to -180um and save both

ANALYTICAL PROCEDURES

ALS CODE	DESCRIPTION	INSTRUMENT
Au-ICP21	Au 30g FA ICP-AES Finish	ICP-AES
ME-MS41	51 anal. aqua regia ICPMS	

To: **SILVER RANGE RESOURCES LTD.**
ATTN: JOAN MARIACHER
C/O ARCHER, CATHRO & ASSOCIATES (1981) LIMITED
1016-510 W HASTINGS ST
VANCOUVER BC V6B 1L8

This is the Final Report and supersedes any preliminary report with this certificate number. Results apply to samples as submitted. All pages of this report have been checked and approved for release.

***** See Appendix Page for comments regarding this certificate *****

Signature:

Colin Ramshaw, Vancouver Laboratory Manager

ALS Canada Ltd.
2103 Dollarton Hwy
North Vancouver BC V7H 0A7
Phone: 604 984 0221 Fax: 604 984 0218 www.alsglobal.com

To: **SILVER RANGE RESOURCES LTD.**
C/O ARCHER, CATHRO & ASSOCIATES (1981) LIMITED
1016-510 W HASTINGS ST
VANCOUVER BC V6B 1L8

Finalized Date: 26-AUG-2012
Account: RANSIL

Project: KEG (Keg South - Group 2)

CERTIFICATE OF ANALYSIS WH12190091

Sample Description	Method	WEI-21	Au-ICP21	ME-MS41	ME-MS41	ME-MS41	ME-MS41	ME-MS41	ME-MS41	ME-MS41	ME-MS41	ME-MS41	ME-MS41	ME-MS41	ME-MS41	ME-MS41
	Analyte	Recvd Wt.	Au	Ag	Al	As	Au	B	Ba	Be	Bi	Ca	Cd	Ce	Co	Cr
	Units	kg	ppm	ppm	%	ppm	ppm	ppm	ppm	ppm	ppm	%	ppm	ppm	ppm	ppm
	LOR	0.02	0.001	0.01	0.01	0.1	0.2	10	10	0.05	0.01	0.01	0.01	0.02	0.1	1
DD005526		0.16	0.001	0.17	0.57	4.7	<0.2	<10	300	0.29	0.11	1.50	0.42	19.65	4.0	8
DD005527		0.18	0.002	0.52	0.84	13.0	<0.2	<10	140	0.80	0.17	0.68	5.56	46.6	10.6	12
DD005528		0.22	0.003	0.33	0.80	5.6	<0.2	<10	240	0.56	0.17	0.94	1.06	31.9	5.9	13
DD005529		0.18	0.002	0.38	0.87	5.3	<0.2	<10	210	0.62	0.15	1.15	0.91	30.9	5.2	13
DD005530		0.16	0.002	0.15	0.39	2.1	<0.2	<10	70	0.22	0.09	0.36	0.23	15.55	2.3	6
DD005531		0.19	0.004	0.83	0.97	9.4	<0.2	<10	140	0.32	0.20	0.20	0.71	32.5	7.8	14
DD005532		0.32	0.003	0.43	0.84	4.7	<0.2	<10	110	0.51	0.17	0.29	1.83	28.6	6.3	17
DD005533		0.23	0.002	0.56	0.92	5.8	<0.2	<10	130	0.79	0.16	0.32	0.67	43.8	7.9	13
DD005534		0.27	0.001	0.53	1.11	4.7	<0.2	<10	160	0.63	0.14	0.94	2.38	26.7	5.1	16
DD005535		0.30	0.002	0.48	0.70	9.1	<0.2	<10	160	0.51	0.22	0.48	5.87	38.1	5.4	13
DD005536		0.21	0.009	0.34	0.94	12.4	<0.2	<10	180	0.40	0.17	0.37	4.06	114.0	9.3	11
DD005537		0.20	0.001	0.16	0.98	6.0	<0.2	<10	100	0.35	0.12	0.46	0.09	37.5	4.2	14
DD005538		0.20	0.002	0.65	1.10	11.7	<0.2	<10	170	0.43	0.16	0.90	0.79	31.7	8.8	19
DD005539		0.19	0.001	0.41	0.80	6.9	<0.2	<10	270	0.47	0.15	1.58	0.57	26.3	8.0	14
DD005540		0.23	0.002	0.49	1.04	8.2	<0.2	<10	240	0.70	0.22	0.46	0.45	37.7	7.6	19
DD005881		0.19	0.003	0.30	0.45	3.2	<0.2	<10	190	0.38	0.07	1.05	0.61	11.75	2.4	6
DD005882		0.20	0.003	0.20	0.51	2.9	<0.2	<10	150	0.20	0.13	0.17	0.22	21.5	1.4	10
DD005883		0.19	0.003	0.27	0.94	4.2	<0.2	<10	350	0.32	0.18	0.48	0.32	24.1	2.8	17
DD005884		0.21	0.001	0.18	0.50	3.2	<0.2	<10	120	0.18	0.08	0.72	0.29	10.55	3.8	6
DD005885		0.13	0.002	0.30	0.67	4.9	<0.2	<10	360	0.32	0.13	1.76	0.77	17.00	4.4	10
DD005886		0.17	0.001	0.19	0.59	3.1	<0.2	<10	200	0.21	0.09	1.15	0.34	12.10	3.2	9
DD005887		0.16	0.001	0.24	0.70	3.7	<0.2	<10	240	0.29	0.10	1.13	0.35	13.25	3.8	11
DD005888		0.13	0.003	0.30	0.52	4.2	<0.2	<10	200	0.25	0.10	1.62	0.31	11.25	2.9	6
DD005889		0.12	0.003	0.49	0.77	7.6	<0.2	<10	310	0.50	0.15	1.64	1.32	25.2	5.1	12
DD005890		0.35	0.003	0.36	1.27	9.5	<0.2	<10	410	0.51	0.22	0.66	0.32	25.4	7.7	22
DD005891		0.22	0.002	0.34	1.08	5.3	<0.2	<10	460	0.50	0.16	1.24	0.63	22.3	7.2	15
DD005892		0.18	0.001	0.41	0.97	8.8	<0.2	<10	190	0.80	0.18	0.49	0.33	33.2	4.4	16
DD005893		0.22	0.001	0.33	1.50	9.6	<0.2	<10	220	0.60	0.18	0.15	0.44	31.5	7.8	23
DD005894		0.18	0.001	0.30	1.09	8.3	<0.2	<10	320	0.54	0.16	0.43	0.38	31.8	6.0	19
DD005895		0.18	0.002	0.39	1.34	11.0	<0.2	<10	390	0.60	0.20	0.90	0.47	36.7	6.2	22
DD005896		0.13	0.006	0.06	0.25	0.6	<0.2	<10	110	0.06	0.02	1.33	0.84	2.86	1.2	2
DD005897		0.27	0.002	0.44	0.73	5.2	<0.2	<10	290	0.40	0.18	1.32	0.55	29.6	2.2	13
DD005898		0.28	0.002	0.58	0.75	3.9	<0.2	<10	160	0.39	0.12	0.65	0.53	27.4	4.0	12
DD005899		0.21	0.006	1.57	1.09	14.6	<0.2	<10	170	1.31	0.24	0.59	7.36	65.7	15.9	17
DD005900		0.36	0.004	1.81	0.56	5.4	<0.2	<10	80	0.32	0.23	0.22	0.68	34.2	3.2	15
DD005901		0.20	0.003	1.57	0.87	5.1	<0.2	<10	160	0.95	0.23	1.44	2.31	34.5	7.8	14
DD005902		0.16	0.004	0.47	0.69	12.3	<0.2	<10	130	0.48	0.24	0.06	0.80	28.7	4.6	14
DD005903		0.13	0.004	0.82	0.79	14.8	<0.2	<10	70	0.41	0.30	0.08	0.49	38.7	5.0	17
DD005904		0.21	0.001	0.22	1.89	9.6	<0.2	<10	110	0.55	0.14	0.69	0.20	63.6	7.2	25
DD005905		0.12	NSS	0.22	0.65	2.0	<0.2	<10	180	0.26	0.07	2.19	0.45	9.05	2.9	5

***** See Appendix Page for comments regarding this certificate *****

ALS Canada Ltd.
2103 Dollarton Hwy
North Vancouver BC V7H 0A7
Phone: 604 984 0221 Fax: 604 984 0218 www.alsglobal.com

To: **SILVER RANGE RESOURCES LTD.**
C/O ARCHER, CATHRO & ASSOCIATES (1981) LIMITED
1016-510 W HASTINGS ST
VANCOUVER BC V6B 1L8

Finalized Date: 26-AUG-2012
Account: RANSIL

Project: KEG (Keg South - Group 2)

CERTIFICATE OF ANALYSIS WH12190091

Sample Description	Method	ME-MS41	ME-MS41	ME-MS41	ME-MS41	ME-MS41	ME-MS41	ME-MS41	ME-MS41	ME-MS41	ME-MS41	ME-MS41	ME-MS41	ME-MS41	ME-MS41	ME-MS41
	Analyte	Cs	Cu	Fe	Ga	Ge	Hf	Hg	In	K	La	Li	Mg	Mn	Mo	Na
	Units	ppm	ppm	%	ppm	ppm	ppm	ppm	ppm	%	ppm	ppm	%	ppm	ppm	%
	LOR	0.05	0.2	0.01	0.05	0.05	0.02	0.01	0.005	0.01	0.2	0.1	0.01	5	0.05	0.01
DD005526		0.70	14.6	1.22	1.65	0.05	0.05	0.04	0.017	0.06	10.3	6.3	0.20	196	0.92	0.02
DD005527		2.91	34.4	2.13	2.27	0.09	0.05	0.02	0.036	0.08	28.2	10.9	0.34	258	1.58	0.01
DD005528		1.63	18.8	1.42	2.18	0.06	0.08	0.03	0.027	0.07	18.4	9.1	0.29	177	0.71	0.01
DD005529		2.64	12.6	1.35	2.41	0.05	0.04	0.04	0.023	0.08	20.0	10.8	0.28	243	0.98	0.01
DD005530		1.74	6.9	0.91	1.44	<0.05	<0.02	0.03	0.015	0.04	8.4	2.4	0.08	53	0.78	0.02
DD005531		1.91	39.6	1.86	3.85	0.06	<0.02	0.04	0.030	0.05	18.2	12.8	0.26	425	1.08	0.01
DD005532		2.15	32.4	1.49	3.25	0.06	<0.02	0.07	0.023	0.05	17.1	7.3	0.22	96	0.68	0.01
DD005533		3.32	17.1	1.45	2.54	0.08	0.03	0.03	0.030	0.09	26.1	10.9	0.29	227	1.48	0.01
DD005534		2.84	18.2	1.53	2.94	0.06	0.06	0.05	0.024	0.06	16.0	12.6	0.81	223	2.85	0.01
DD005535		2.84	16.9	1.95	2.39	0.08	0.02	0.09	0.032	0.07	22.5	7.8	0.27	145	8.25	0.01
DD005536		7.93	13.8	2.27	3.39	0.14	0.02	0.08	0.038	0.08	57.4	13.2	0.34	394	4.57	0.01
DD005537		1.68	9.4	1.35	2.96	0.05	0.06	0.03	0.016	0.05	21.6	11.2	0.79	216	1.35	0.01
DD005538		2.70	23.2	1.57	2.95	0.06	0.05	0.07	0.062	0.07	16.6	14.5	0.57	287	1.21	0.02
DD005539		1.15	20.8	2.13	2.34	0.06	0.03	0.08	0.026	0.04	14.8	8.3	0.39	585	1.25	0.01
DD005540		2.31	26.9	2.70	3.41	0.06	0.04	0.07	0.033	0.08	21.6	15.0	0.42	283	2.67	0.01
DD005881		0.82	16.8	1.01	1.62	<0.05	<0.02	0.04	0.014	0.03	6.3	3.0	0.10	94	0.56	0.03
DD005882		1.46	10.4	0.75	2.12	<0.05	0.02	0.05	0.017	0.05	12.1	5.6	0.16	37	0.62	0.01
DD005883		0.96	12.7	1.08	3.00	<0.05	0.03	0.10	0.019	0.07	12.6	10.6	0.28	88	0.98	0.01
DD005884		0.60	8.1	0.85	1.85	<0.05	<0.02	0.03	0.009	0.03	5.1	3.7	0.10	484	1.16	0.03
DD005885		1.00	14.0	1.13	1.96	0.05	0.05	0.05	0.017	0.05	8.4	8.0	0.21	258	0.60	0.02
DD005886		0.64	7.8	0.86	2.01	<0.05	0.02	0.05	0.009	0.04	6.0	5.4	0.15	130	0.66	0.03
DD005887		0.74	12.2	0.92	2.27	<0.05	0.03	0.07	0.011	0.04	6.7	8.1	0.20	238	0.71	0.03
DD005888		0.53	13.3	0.85	1.51	<0.05	0.04	0.06	0.012	0.04	5.4	4.1	0.12	346	0.81	0.03
DD005889		1.40	20.0	1.47	2.03	<0.05	0.05	0.08	0.021	0.07	13.0	9.0	0.25	460	1.15	0.02
DD005890		1.37	14.3	2.12	3.72	0.05	0.04	0.11	0.027	0.08	14.0	15.7	0.45	852	2.02	0.01
DD005891		0.92	20.9	1.53	2.97	<0.05	0.06	0.10	0.021	0.05	11.4	10.1	0.25	515	0.93	0.02
DD005892		3.07	14.0	2.34	2.24	0.07	0.08	0.06	0.034	0.11	21.8	12.7	0.46	134	1.67	0.01
DD005893		1.87	18.6	2.20	3.88	0.05	0.04	0.05	0.030	0.07	17.6	14.9	0.32	138	1.80	0.01
DD005894		1.66	15.3	2.02	2.89	0.05	0.05	0.04	0.021	0.09	17.0	13.2	0.39	155	1.50	0.02
DD005895		2.32	19.7	2.32	3.72	0.06	0.05	0.07	0.030	0.12	19.0	17.2	0.72	206	1.66	0.02
DD005896		0.36	5.3	0.33	0.77	<0.05	0.03	0.03	<0.005	0.02	1.5	0.8	0.05	45	0.30	0.04
DD005897		1.77	10.4	1.20	2.08	0.05	0.06	0.06	0.021	0.09	17.4	8.5	0.32	63	0.70	0.01
DD005898		1.87	22.1	1.18	2.55	0.05	0.05	0.04	0.018	0.06	16.1	7.8	0.27	107	0.78	0.02
DD005899		4.94	46.2	3.24	2.63	0.12	0.06	0.06	0.049	0.09	37.8	13.5	0.29	723	1.90	0.01
DD005900		5.01	13.1	1.33	2.89	0.05	<0.02	0.09	0.024	0.07	21.7	4.2	0.14	53	1.10	0.01
DD005901		4.82	19.0	1.94	2.36	0.10	0.04	0.09	0.037	0.08	21.7	12.2	0.35	311	1.42	0.01
DD005902		3.42	17.5	2.42	3.12	<0.05	<0.02	0.07	0.034	0.06	15.7	5.4	0.15	91	2.20	0.01
DD005903		4.61	14.5	3.39	5.07	0.06	<0.02	0.05	0.025	0.07	22.0	5.9	0.17	100	3.27	0.01
DD005904		5.71	13.0	2.28	4.59	0.10	0.11	0.04	0.029	0.06	26.8	36.9	1.93	311	1.32	0.01
DD005905		0.91	15.4	0.64	1.61	<0.05	0.07	0.09	0.009	0.03	5.4	1.8	0.18	324	0.53	0.04

***** See Appendix Page for comments regarding this certificate *****

ALS Canada Ltd.
2103 Dollarton Hwy
North Vancouver BC V7H 0A7
Phone: 604 984 0221 Fax: 604 984 0218 www.alsglobal.com

To: **SILVER RANGE RESOURCES LTD.**
C/O ARCHER, CATHRO & ASSOCIATES (1981) LIMITED
1016- 510 W HASTINGS ST
VANCOUVER BC V6B 1L8

Finalized Date: 26- AUG- 2012
Account: RANSIL

Project: KEG (Keg South - Group 2)

CERTIFICATE OF ANALYSIS WH12190091

Sample Description	Method	ME-MS41	ME-MS41	ME-MS41	ME-MS41	ME-MS41	ME-MS41	ME-MS41	ME-MS41	ME-MS41	ME-MS41	ME-MS41	ME-MS41	ME-MS41	ME-MS41	ME-MS41
	Analyte	Nb	Ni	P	Pb	Rb	Re	S	Sb	Sc	Se	Sn	Sr	Ta	Te	Th
	Units	ppm	ppm	ppm	ppm	ppm	ppm	%	ppm	ppm	ppm	ppm	ppm	ppm	ppm	ppm
	LOR	0.05	0.2	10	0.2	0.1	0.001	0.01	0.05	0.1	0.2	0.2	0.2	0.01	0.01	0.2
DD005526		0.37	17.8	570	9.1	5.7	0.001	0.05	0.91	1.3	0.5	0.2	56.1	<0.01	0.03	1.0
DD005527		0.31	74.8	730	25.2	11.4	0.003	0.07	2.39	2.2	2.1	0.3	37.5	<0.01	0.08	2.9
DD005528		0.52	32.9	590	21.0	10.1	<0.001	0.08	0.96	2.2	0.8	0.3	48.0	<0.01	0.05	2.3
DD005529		0.46	24.7	660	12.8	12.4	0.001	0.06	0.77	2.0	1.0	0.3	41.5	<0.01	0.05	1.4
DD005530		0.26	14.3	460	7.1	5.0	<0.001	0.05	0.50	0.9	0.9	0.2	15.7	<0.01	0.02	0.3
DD005531		0.47	27.9	630	15.3	8.2	<0.001	0.03	1.16	1.8	0.8	0.5	26.4	<0.01	0.07	0.7
DD005532		0.66	24.2	710	10.8	9.4	0.001	0.06	0.63	1.5	3.2	0.4	24.3	<0.01	0.06	0.5
DD005533		0.42	36.2	670	14.5	13.4	0.001	0.04	1.11	2.0	2.3	0.3	26.8	<0.01	0.04	1.6
DD005534		0.48	23.7	750	15.7	9.8	0.004	0.08	1.41	1.8	3.3	0.3	57.1	<0.01	0.03	1.2
DD005535		0.46	25.7	770	18.8	10.4	0.004	0.04	3.74	2.2	4.6	0.3	33.3	<0.01	0.08	3.1
DD005536		0.20	50.2	870	12.7	6.6	<0.001	0.02	3.85	5.0	1.2	0.2	15.5	<0.01	0.04	15.2
DD005537		0.25	14.8	320	6.3	10.3	<0.001	0.02	0.78	2.1	<0.2	0.3	24.9	<0.01	0.04	2.8
DD005538		0.45	25.8	1110	70.3	9.7	0.001	0.07	7.19	3.0	0.8	2.1	52.3	<0.01	0.05	1.1
DD005539		0.46	31.0	860	12.2	7.1	<0.001	0.07	3.84	2.6	1.1	0.3	82.2	<0.01	0.03	0.9
DD005540		0.56	38.3	380	18.2	12.5	<0.001	0.02	1.74	3.2	0.9	0.5	30.2	<0.01	0.07	3.7
DD005881		0.32	13.5	490	5.0	4.1	0.003	0.08	0.90	0.8	1.5	0.2	39.0	<0.01	0.02	0.2
DD005882		0.38	7.6	440	10.3	9.0	0.001	0.04	0.62	1.2	0.7	0.3	20.1	<0.01	0.03	1.2
DD005883		0.66	11.6	730	9.9	9.6	0.003	0.03	0.72	2.2	0.9	0.5	32.4	<0.01	0.04	2.7
DD005884		0.43	6.8	540	7.0	4.9	<0.001	0.06	0.42	0.8	0.3	0.2	30.4	<0.01	0.02	0.3
DD005885		0.56	14.8	690	10.9	6.6	0.001	0.09	0.85	1.4	0.8	0.3	68.8	<0.01	0.04	0.8
DD005886		0.55	8.0	600	5.9	6.0	<0.001	0.06	0.54	1.2	0.3	0.3	52.3	<0.01	0.02	0.7
DD005887		0.62	12.0	740	6.7	7.5	0.001	0.08	0.67	1.3	0.4	0.3	51.5	<0.01	0.03	0.7
DD005888		0.35	10.6	700	6.1	5.0	0.001	0.08	0.94	0.7	0.8	0.2	60.8	<0.01	0.03	0.3
DD005889		0.49	21.6	880	14.0	9.0	0.003	0.09	1.27	1.9	1.7	0.3	64.9	<0.01	0.05	1.1
DD005890		0.88	18.5	890	14.6	12.9	<0.001	0.04	0.97	3.1	0.9	0.6	36.7	<0.01	0.04	2.8
DD005891		0.75	18.8	1000	11.9	9.2	<0.001	0.09	0.87	2.2	1.0	0.4	60.9	<0.01	0.03	1.3
DD005892		0.38	36.3	630	15.5	14.7	<0.001	0.03	1.04	3.4	0.8	0.3	25.3	<0.01	0.04	3.7
DD005893		1.24	29.0	580	13.6	11.1	0.001	0.01	1.25	2.8	0.8	0.6	14.6	<0.01	0.04	4.0
DD005894		1.10	27.2	700	11.5	9.8	0.001	0.02	1.09	2.8	0.8	0.4	29.3	<0.01	0.04	3.8
DD005895		0.91	29.2	700	13.0	14.9	0.001	0.03	1.50	3.6	0.7	0.6	47.0	<0.01	0.05	3.4
DD005896		0.24	3.0	390	1.5	2.4	<0.001	0.09	0.30	0.5	<0.2	<0.2	57.7	<0.01	0.01	0.2
DD005897		0.50	17.0	600	12.3	10.2	0.001	0.07	0.89	2.0	1.0	0.3	53.2	<0.01	0.04	1.9
DD005898		0.38	20.9	860	11.0	8.6	<0.001	0.07	0.71	1.5	0.8	0.3	34.2	<0.01	0.03	0.9
DD005899		0.29	107.5	1160	26.4	12.9	<0.001	0.06	2.16	4.3	2.4	0.4	42.2	<0.01	0.11	2.8
DD005900		0.35	17.6	740	22.0	12.6	<0.001	0.05	0.66	0.8	1.4	0.4	27.9	<0.01	0.28	0.2
DD005901		0.40	45.8	990	26.2	11.8	0.001	0.10	1.23	1.8	3.1	0.4	80.3	<0.01	0.07	1.1
DD005902		0.34	33.3	720	24.7	9.8	<0.001	0.06	2.59	0.6	1.3	0.7	11.9	<0.01	0.07	<0.2
DD005903		1.17	46.5	920	18.6	10.8	0.001	0.03	2.84	1.7	1.7	0.7	9.4	<0.01	0.05	2.9
DD005904		0.31	42.9	1030	4.8	9.0	<0.001	0.02	3.07	4.8	0.5	0.4	38.0	<0.01	0.03	4.6
DD005905		0.33	10.2	910	3.2	2.7	<0.001	0.15	1.06	0.7	1.1	0.2	99.8	<0.01	0.01	0.3

***** See Appendix Page for comments regarding this certificate *****

ALS Canada Ltd.
2103 Dollarton Hwy
North Vancouver BC V7H 0A7
Phone: 604 984 0221 Fax: 604 984 0218 www.alsglobal.com

To: **SILVER RANGE RESOURCES LTD.**
C/O ARCHER, CATHRO & ASSOCIATES (1981) LIMITED
1016-510 W HASTINGS ST
VANCOUVER BC V6B 1L8

Finalized Date: 26-AUG-2012
Account: RANSIL

Project: KEG (Keg South - Group 2)

CERTIFICATE OF ANALYSIS WH12190091

Sample Description	Method	ME-MS41	ME-MS41	ME-MS41	ME-MS41	ME-MS41	ME-MS41	ME-MS41	ME-MS41
	Analyte	Ti	Tl	U	V	W	Y	Zn	Zr
	Units	%	ppm	ppm	ppm	ppm	ppm	ppm	ppm
	LOR	0.005	0.02	0.05	1	0.05	0.05	2	0.5
DD005526		0.017	0.11	0.74	30	0.05	4.68	111	1.9
DD005527		0.013	0.32	2.04	47	0.08	16.40	289	1.9
DD005528		0.014	0.16	1.63	34	0.10	11.70	111	2.9
DD005529		0.014	0.22	1.28	35	0.08	14.35	71	1.5
DD005530		0.017	0.09	0.70	21	0.05	4.42	53	<0.5
DD005531		0.017	0.11	1.11	37	0.16	7.53	68	<0.5
DD005532		0.032	0.14	1.88	29	0.42	5.72	106	<0.5
DD005533		0.022	0.20	1.63	40	0.09	13.95	150	1.1
DD005534		0.025	0.25	2.12	62	0.06	10.70	137	1.9
DD005535		0.015	0.26	1.89	43	0.07	7.89	196	1.0
DD005536		<0.005	0.22	1.38	35	0.06	14.55	275	0.6
DD005537		0.012	0.16	0.83	80	0.05	4.77	25	1.8
DD005538		0.019	0.16	2.13	50	0.10	8.96	132	1.4
DD005539		0.018	0.09	4.36	45	0.15	10.55	24	1.1
DD005540		0.019	0.19	1.25	66	0.19	8.37	80	1.5
DD005881		0.019	0.08	0.96	21	0.06	6.08	40	<0.5
DD005882		0.011	0.15	0.60	21	0.10	3.41	32	0.7
DD005883		0.018	0.19	0.76	37	0.14	5.34	82	1.0
DD005884		0.020	0.06	0.46	22	0.08	2.58	34	<0.5
DD005885		0.019	0.09	1.15	26	0.06	6.78	93	1.9
DD005886		0.023	0.09	0.47	25	0.08	3.11	67	0.9
DD005887		0.020	0.12	0.65	24	0.09	3.86	76	1.0
DD005888		0.013	0.08	1.01	19	0.06	4.22	53	1.4
DD005889		0.014	0.19	1.59	32	0.11	9.97	141	1.7
DD005890		0.026	0.24	2.13	54	0.16	7.70	107	1.4
DD005891		0.021	0.14	1.61	36	0.11	9.89	86	1.8
DD005892		0.012	0.24	0.97	55	0.07	16.90	162	3.1
DD005893		0.034	0.20	0.78	48	0.19	5.74	94	1.6
DD005894		0.036	0.19	0.74	44	0.16	9.75	123	2.1
DD005895		0.031	0.27	0.95	75	0.14	9.96	150	2.1
DD005896		0.017	0.04	0.36	10	<0.05	0.76	48	0.9
DD005897		0.013	0.17	1.48	37	0.06	7.78	105	2.3
DD005898		0.015	0.19	1.07	37	0.06	8.07	76	1.4
DD005899		0.010	0.26	2.06	49	0.07	23.0	358	1.7
DD005900		0.013	0.25	0.93	33	0.22	2.87	99	<0.5
DD005901		0.016	0.21	2.66	40	0.09	22.4	201	1.5
DD005902		0.017	0.18	0.81	57	0.18	4.36	159	<0.5
DD005903		0.035	0.22	1.24	100	0.23	5.05	277	0.8
DD005904		0.034	0.43	1.33	147	<0.05	8.92	70	3.8
DD005905		0.015	0.06	2.02	15	<0.05	6.60	27	2.5

***** See Appendix Page for comments regarding this certificate *****

ALS Canada Ltd.
2103 Dollarton Hwy
North Vancouver BC V7H 0A7
Phone: 604 984 0221 Fax: 604 984 0218 www.alsglobal.com

To: **SILVER RANGE RESOURCES LTD.**
C/O ARCHER, CATHRO & ASSOCIATES (1981) LIMITED
1016-510 W HASTINGS ST
VANCOUVER BC V6B 1L8

Finalized Date: 26-AUG-2012
Account: RANSIL

Project: KEG (Keg South - Group 2)

CERTIFICATE OF ANALYSIS WH12190091

Sample Description	Method	WEI-21	Au-ICP21	ME-MS41	ME-MS41	ME-MS41	ME-MS41	ME-MS41	ME-MS41	ME-MS41	ME-MS41	ME-MS41	ME-MS41	ME-MS41	ME-MS41	ME-MS41
	Analyte	Recvd Wt.	Au	Ag	Al	As	Au	B	Ba	Be	Bi	Ca	Cd	Ce	Co	Cr
	Units	kg	ppm	ppm	%	ppm	ppm	ppm	ppm	ppm	ppm	%	ppm	ppm	ppm	ppm
	LOR	0.02	0.001	0.01	0.01	0.1	0.2	10	10	0.05	0.01	0.01	0.01	0.02	0.1	1
DD005906		0.16	0.009	0.33	0.84	17.5	<0.2	<10	160	0.72	0.22	0.40	0.48	100.0	10.9	15
DD005907		0.13	0.001	0.14	0.63	6.2	<0.2	<10	120	0.36	0.11	1.64	0.34	30.1	5.1	9
DD005908		0.11	<0.001	0.29	0.30	1.4	<0.2	<10	40	0.05	0.06	0.05	0.14	10.65	1.1	3
DD005909		0.15	0.002	1.39	0.48	5.1	<0.2	<10	100	0.17	0.20	0.04	0.46	41.1	1.9	7
DD005920		0.08	0.005	0.28	0.15	1.1	<0.2	<10	210	<0.05	0.05	1.02	0.13	2.43	0.8	3
DD005921		0.09	0.002	0.13	0.30	4.2	<0.2	<10	110	0.12	0.09	0.71	0.22	6.41	7.6	4
DD005922		0.20	0.005	0.43	0.87	7.1	<0.2	<10	350	0.48	0.16	0.84	0.66	26.3	5.0	14
DD005923		0.14	0.002	0.29	0.68	8.2	<0.2	<10	270	0.42	0.13	1.38	0.39	21.4	4.1	12
DD005924		0.15	0.017	0.17	0.54	2.3	<0.2	<10	250	0.26	0.07	1.83	0.34	9.98	2.3	7
DD005925		0.22	0.001	0.05	0.17	1.3	<0.2	<10	40	<0.05	0.04	0.17	0.04	3.46	2.1	2
DD005926		0.37	0.004	0.42	1.06	9.0	<0.2	<10	410	0.51	0.22	0.59	0.56	26.3	6.3	19
DD005927		0.35	0.005	0.38	1.13	8.7	<0.2	<10	470	0.47	0.21	0.75	0.55	25.8	7.7	20
DD005928		0.16	0.004	0.43	0.93	12.8	<0.2	<10	240	0.54	0.19	0.19	0.76	34.2	5.3	16
DD005929		0.13	0.001	0.04	0.37	0.5	<0.2	<10	150	0.08	0.04	1.22	0.37	3.95	1.3	2
DD005930		0.23	0.002	0.16	0.48	2.5	<0.2	<10	140	0.23	0.08	0.41	0.25	9.14	2.2	5
DD005931		0.26	0.002	0.14	1.29	10.9	<0.2	<10	280	0.51	0.23	0.44	0.53	35.3	8.4	22
DD005932		0.16	0.007	0.22	0.62	3.5	<0.2	<10	320	0.29	0.12	1.38	0.74	14.50	3.4	10
DD005933		0.31	0.003	0.38	1.27	11.5	<0.2	<10	440	0.64	0.24	1.09	0.57	34.7	8.4	23
DD005934		0.26	0.003	0.30	1.15	7.5	<0.2	<10	440	0.63	0.20	1.11	0.51	35.3	6.1	21
DD005935		0.33	0.002	0.22	1.00	6.5	<0.2	<10	280	0.35	0.16	0.93	0.30	23.1	5.3	19
DD005936		0.11	0.003	0.29	0.85	5.1	<0.2	<10	270	0.24	0.14	1.13	0.63	15.45	5.7	13
DD005937		0.10	0.006	0.66	0.97	4.4	<0.2	<10	350	0.42	0.15	0.77	0.28	21.2	7.3	16
DD005938		0.14	0.008	0.48	0.62	3.3	<0.2	<10	340	0.49	0.12	1.47	0.46	17.30	3.8	11
DD005939		0.08	0.003	0.28	0.83	4.5	<0.2	<10	170	0.43	0.12	1.39	0.19	18.45	4.4	13
DD005940		0.12	0.004	0.34	0.79	5.9	<0.2	<10	250	0.51	0.17	2.47	0.28	23.8	4.0	15
DD005941		0.10	0.005	0.14	0.48	1.5	<0.2	<10	130	0.21	0.06	2.22	0.21	7.32	1.5	6
DD005942		0.10	0.004	0.12	0.32	1.5	<0.2	<10	110	0.13	0.06	1.41	0.17	7.84	2.2	6
DD005943		0.09	0.009	0.14	0.59	1.4	<0.2	<10	190	0.15	0.05	2.60	0.21	5.91	1.3	5
DD005944		0.17	0.007	0.52	0.76	6.1	<0.2	<10	210	0.33	0.18	0.89	0.21	24.5	3.1	16
DD005945		0.08	0.010	0.28	0.56	3.5	<0.2	<10	150	0.28	0.09	2.00	0.55	15.75	2.4	10
DD005946		0.15	0.001	0.56	0.66	6.1	<0.2	<10	150	0.57	0.13	1.77	1.01	26.4	3.0	10
DD005947		0.11	0.002	0.28	1.08	6.1	<0.2	<10	320	0.46	0.19	0.82	0.48	29.0	5.6	20
DD005948		0.19	0.003	0.37	1.07	8.2	<0.2	<10	460	0.38	0.22	0.63	0.23	26.5	5.3	21
DD005949		0.12	0.001	0.10	0.23	1.2	<0.2	<10	50	0.05	0.05	0.07	0.14	4.24	1.1	5
DD005950		0.17	0.002	0.10	0.83	19.8	<0.2	<10	90	0.25	0.20	0.07	0.20	21.9	3.8	16
DD005951		0.21	0.002	0.30	0.88	8.1	<0.2	<10	210	0.50	0.15	0.51	0.35	29.6	6.0	16
DD005952		0.20	0.002	0.49	0.81	7.8	<0.2	<10	220	0.55	0.16	1.21	0.46	29.2	4.9	15
DD005953		0.11	0.002	0.19	0.38	2.4	<0.2	<10	130	0.26	0.04	1.87	0.63	5.94	2.3	3
DD005954		0.23	0.003	0.79	0.68	7.7	<0.2	<10	180	0.75	0.19	1.38	3.10	57.8	8.9	16
DD005955		0.17	0.002	1.00	0.82	6.6	<0.2	<10	120	0.84	0.18	0.40	2.74	46.3	8.6	12

***** See Appendix Page for comments regarding this certificate *****

ALS Canada Ltd.
2103 Dollarton Hwy
North Vancouver BC V7H 0A7
Phone: 604 984 0221 Fax: 604 984 0218 www.alsglobal.com

To: **SILVER RANGE RESOURCES LTD.**
C/O ARCHER, CATHRO & ASSOCIATES (1981) LIMITED
1016-510 W HASTINGS ST
VANCOUVER BC V6B 1L8

Finalized Date: 26-AUG-2012
Account: RANSIL

Project: KEG (Keg South - Group 2)

CERTIFICATE OF ANALYSIS WH12190091

Sample Description	Method	ME-MS41	ME-MS41	ME-MS41	ME-MS41	ME-MS41	ME-MS41	ME-MS41	ME-MS41	ME-MS41	ME-MS41	ME-MS41	ME-MS41	ME-MS41	ME-MS41	ME-MS41
	Analyte	Cs	Cu	Fe	Ga	Ge	Hf	Hg	In	K	La	Li	Mg	Mn	Mo	Na
	Units	ppm	ppm	%	ppm	ppm	ppm	ppm	ppm	%	ppm	ppm	%	ppm	ppm	%
	LOR	0.05	0.2	0.01	0.05	0.05	0.02	0.01	0.005	0.01	0.2	0.1	0.01	5	0.05	0.01
DD005906		5.25	20.2	2.31	2.04	0.12	0.05	0.07	0.036	0.08	50.2	8.9	0.23	253	2.65	0.01
DD005907		2.05	11.4	0.87	1.63	0.05	0.06	0.05	0.012	0.05	14.0	6.9	0.50	499	0.91	0.03
DD005908		1.05	7.9	0.61	1.59	<0.05	<0.02	0.03	<0.005	0.03	5.7	0.5	0.02	27	0.71	0.03
DD005909		1.37	9.1	1.44	2.80	0.05	<0.02	0.07	0.015	0.05	22.6	1.1	0.03	40	2.21	0.01
DD005920		0.20	7.0	0.32	0.65	<0.05	0.03	0.12	0.006	0.02	1.3	0.3	0.03	32	0.28	0.04
DD005921		0.41	8.8	0.95	1.28	<0.05	<0.02	0.05	0.009	0.03	3.2	1.2	0.07	802	1.98	0.04
DD005922		1.43	20.7	1.52	2.35	<0.05	0.05	0.09	0.023	0.06	15.0	9.8	0.27	356	0.75	0.02
DD005923		1.01	15.2	1.47	1.72	<0.05	0.05	0.09	0.015	0.06	11.5	8.5	0.28	233	1.53	0.02
DD005924		0.62	13.3	0.73	1.42	<0.05	0.03	0.06	0.008	0.03	5.3	4.3	0.13	156	0.32	0.04
DD005925		0.14	1.8	0.83	1.38	<0.05	<0.02	0.02	<0.005	0.02	1.6	0.5	0.03	116	0.83	0.04
DD005926		1.32	26.7	1.86	3.22	0.05	0.04	0.11	0.022	0.07	14.8	12.8	0.31	244	1.78	0.03
DD005927		0.84	23.0	1.94	3.38	0.05	0.04	0.13	0.024	0.08	13.2	10.6	0.32	299	2.51	0.02
DD005928		1.39	22.0	2.01	2.72	0.07	0.03	0.09	0.024	0.06	17.0	8.1	0.20	178	2.51	0.02
DD005929		0.14	7.4	0.34	0.83	<0.05	0.02	0.04	<0.005	0.02	1.9	0.5	0.03	92	0.15	0.05
DD005930		0.93	5.2	0.82	2.01	<0.05	<0.02	0.04	0.010	0.03	4.7	3.1	0.10	53	0.55	0.03
DD005931		1.42	17.0	2.16	3.77	0.06	0.04	0.05	0.025	0.08	18.4	15.4	0.33	291	1.90	0.01
DD005932		0.97	16.7	0.97	2.11	<0.05	0.02	0.06	0.012	0.05	7.1	5.3	0.16	145	0.55	0.03
DD005933		1.54	24.1	2.36	3.72	0.06	0.06	0.11	0.025	0.08	18.5	15.2	0.42	459	1.35	0.02
DD005934		1.51	21.9	1.86	3.32	0.07	0.05	0.08	0.026	0.07	18.8	12.9	0.41	239	1.15	0.02
DD005935		1.23	13.6	1.59	2.88	0.05	0.04	0.07	0.019	0.07	12.5	11.3	0.37	186	1.15	0.02
DD005936		0.77	13.6	1.24	2.68	<0.05	0.04	0.09	0.017	0.05	7.9	7.0	0.20	440	1.26	0.03
DD005937		1.22	27.0	1.38	2.95	<0.05	0.02	0.11	0.025	0.05	9.9	9.3	0.23	391	1.07	0.02
DD005938		0.66	23.9	1.07	1.93	0.05	0.04	0.08	0.013	0.04	9.9	4.1	0.12	94	0.75	0.03
DD005939		1.14	16.1	1.18	2.90	<0.05	0.05	0.05	0.017	0.03	9.9	7.3	0.21	139	0.67	0.03
DD005940		1.58	15.8	1.37	2.15	0.06	0.05	0.08	0.019	0.05	12.8	9.1	0.29	210	0.52	0.02
DD005941		0.42	12.5	0.45	1.33	<0.05	0.06	0.05	0.005	0.03	4.0	1.6	0.07	77	0.45	0.04
DD005942		0.63	10.2	0.80	1.17	<0.05	0.02	0.03	0.007	0.04	4.3	2.2	0.08	97	0.35	0.04
DD005943		0.45	15.1	0.51	1.53	<0.05	0.05	0.04	0.006	0.02	3.3	2.0	0.08	72	0.46	0.04
DD005944		1.29	10.7	1.28	2.19	0.05	0.04	0.08	0.024	0.08	13.0	8.6	0.28	88	1.10	0.03
DD005945		1.48	12.2	0.98	1.31	<0.05	0.06	0.07	0.018	0.06	8.7	5.8	0.27	126	0.78	0.02
DD005946		2.43	21.3	1.44	1.53	0.06	0.07	0.07	0.028	0.06	16.4	6.6	0.27	96	0.75	0.02
DD005947		1.77	13.2	1.61	2.92	<0.05	0.05	0.05	0.025	0.09	16.1	12.2	0.46	369	0.89	0.01
DD005948		1.20	14.0	1.56	3.41	<0.05	0.03	0.12	0.021	0.07	13.4	13.2	0.33	149	0.96	0.01
DD005949		0.42	4.2	0.43	1.37	<0.05	<0.02	0.03	0.005	0.03	2.2	1.0	0.03	23	0.41	0.03
DD005950		1.32	10.9	1.73	4.48	<0.05	<0.02	0.03	0.020	0.06	12.2	8.3	0.21	90	1.54	0.01
DD005951		1.92	12.5	1.74	2.30	<0.05	0.04	0.08	0.036	0.08	16.5	11.3	0.34	163	1.41	0.01
DD005952		1.95	14.9	1.68	2.22	0.05	0.05	0.04	0.031	0.07	17.5	10.9	0.33	117	1.01	0.01
DD005953		0.49	28.6	0.50	1.00	<0.05	0.04	0.05	0.007	0.03	4.3	1.3	0.06	145	0.30	0.04
DD005954		5.35	19.1	1.91	2.21	0.08	0.05	0.11	0.038	0.07	33.9	7.6	0.21	293	1.54	0.01
DD005955		4.41	24.5	1.58	2.65	0.07	<0.02	0.09	0.040	0.05	26.7	7.9	0.34	217	3.12	0.02

***** See Appendix Page for comments regarding this certificate *****

ALS Canada Ltd.
2103 Dollarton Hwy
North Vancouver BC V7H 0A7
Phone: 604 984 0221 Fax: 604 984 0218 www.alsglobal.com

To: **SILVER RANGE RESOURCES LTD.**
C/O ARCHER, CATHRO & ASSOCIATES (1981) LIMITED
1016-510 W HASTINGS ST
VANCOUVER BC V6B 1L8

Finalized Date: 26-AUG-2012
Account: RANSIL

Project: KEG (Keg South - Group 2)

CERTIFICATE OF ANALYSIS WH12190091

Sample Description	Method	ME-MS41	ME-MS41	ME-MS41	ME-MS41	ME-MS41	ME-MS41	ME-MS41	ME-MS41	ME-MS41	ME-MS41	ME-MS41	ME-MS41	ME-MS41	ME-MS41	ME-MS41
	Analyte	Nb	Ni	P	Pb	Rb	Re	S	Sb	Sc	Se	Sn	Sr	Ta	Te	Th
	Units	ppm	ppm	ppm	ppm	ppm	ppm	%	ppm	ppm	ppm	ppm	ppm	ppm	ppm	ppm
	LOR	0.05	0.2	10	0.2	0.1	0.001	0.01	0.05	0.1	0.2	0.2	0.2	0.01	0.01	0.2
DD005906		0.29	36.3	1310	17.9	10.0	<0.001	0.02	2.29	3.6	0.9	1.0	32.8	0.01	0.05	5.7
DD005907		0.18	13.6	950	5.3	5.4	<0.001	0.08	1.17	1.1	0.8	0.3	70.4	<0.01	0.02	0.8
DD005908		0.27	3.8	250	4.0	2.9	<0.001	0.02	0.73	0.4	0.2	0.3	8.4	<0.01	<0.01	0.3
DD005909		0.30	9.8	720	17.5	4.2	<0.001	0.06	2.19	0.5	0.7	0.6	26.1	<0.01	0.05	0.7
DD005920		0.16	3.2	320	4.3	0.8	0.001	0.08	0.62	0.5	1.6	0.2	38.2	<0.01	<0.01	0.3
DD005921		0.26	4.7	590	7.9	2.7	0.001	0.08	0.59	0.4	1.3	0.2	29.1	<0.01	0.01	0.2
DD005922		0.60	23.9	720	15.6	8.4	0.001	0.06	1.35	2.1	1.5	0.4	43.1	<0.01	0.03	1.7
DD005923		0.60	19.9	590	11.4	6.3	0.001	0.07	1.20	1.5	1.2	0.4	46.9	<0.01	0.02	1.5
DD005924		0.45	11.6	600	5.0	4.4	<0.001	0.10	0.55	0.7	1.4	0.3	55.2	<0.01	0.01	0.4
DD005925		0.15	1.6	430	1.2	1.2	<0.001	0.02	0.14	0.2	0.2	0.2	13.5	<0.01	<0.01	<0.2
DD005926		0.85	28.6	840	10.9	8.1	<0.001	0.02	1.15	3.4	0.8	0.6	32.5	<0.01	0.02	2.8
DD005927		0.72	23.2	890	12.6	8.1	0.001	0.04	1.16	3.1	1.3	0.6	39.2	<0.01	0.03	2.5
DD005928		0.53	28.4	790	11.8	7.9	<0.001	0.02	1.43	2.8	0.9	0.6	20.4	<0.01	0.03	2.8
DD005929		0.21	2.0	420	1.0	0.9	<0.001	0.06	0.20	0.2	0.5	0.2	41.7	<0.01	<0.01	<0.2
DD005930		0.25	9.3	460	4.5	3.9	<0.001	0.04	0.39	0.5	0.3	0.3	24.3	<0.01	<0.01	<0.2
DD005931		1.27	27.5	680	16.9	10.9	<0.001	0.02	1.33	3.1	0.6	0.7	30.5	<0.01	0.02	4.1
DD005932		0.64	12.5	500	6.9	7.1	<0.001	0.06	0.66	1.4	0.6	0.4	49.6	<0.01	<0.01	0.8
DD005933		1.29	29.7	690	19.0	10.4	<0.001	0.06	1.16	4.1	1.2	0.6	55.0	<0.01	0.02	3.3
DD005934		1.18	26.5	750	20.1	9.7	<0.001	0.06	1.14	3.3	1.4	0.6	54.4	<0.01	0.03	2.2
DD005935		1.04	19.4	750	10.9	9.0	<0.001	0.05	0.85	2.3	0.7	0.5	47.2	<0.01	0.01	1.8
DD005936		0.68	12.7	930	8.3	6.4	<0.001	0.08	0.67	1.4	1.1	0.4	47.9	<0.01	0.03	0.7
DD005937		0.75	19.4	900	10.1	8.3	<0.001	0.07	0.85	1.7	1.4	0.5	42.9	<0.01	0.02	0.7
DD005938		0.48	27.0	580	6.7	5.3	<0.001	0.08	0.80	1.4	1.0	0.3	61.9	<0.01	0.02	0.7
DD005939		0.67	15.8	840	10.7	4.0	<0.001	0.09	0.69	1.0	0.9	0.4	54.4	<0.01	<0.01	0.5
DD005940		0.80	20.6	680	14.5	7.3	<0.001	0.11	0.96	1.8	1.3	0.4	92.7	<0.01	0.02	1.1
DD005941		0.39	8.2	750	3.3	2.1	<0.001	0.12	0.68	0.3	0.8	0.2	86.4	<0.01	0.02	0.2
DD005942		0.24	8.6	570	3.2	2.9	0.001	0.05	0.50	0.5	0.7	0.3	48.6	<0.01	<0.01	0.2
DD005943		0.33	8.7	710	2.5	1.8	<0.001	0.12	0.85	0.4	0.8	0.2	90.4	<0.01	0.01	0.2
DD005944		0.53	16.3	640	11.6	8.3	0.001	0.04	1.06	1.9	0.9	0.4	37.0	<0.01	0.05	2.2
DD005945		0.25	14.0	790	8.9	8.8	<0.001	0.11	0.98	1.1	1.0	0.2	67.3	<0.01	0.02	0.8
DD005946		0.27	27.4	730	22.2	8.6	0.001	0.09	2.03	1.4	2.0	0.3	60.8	<0.01	0.04	1.0
DD005947		0.87	16.8	800	16.9	12.0	<0.001	0.07	0.90	2.4	1.3	0.4	43.6	<0.01	0.02	1.9
DD005948		1.13	17.2	850	14.6	11.2	0.001	0.05	0.87	2.7	1.2	0.6	42.9	<0.01	0.03	2.7
DD005949		0.18	3.1	340	2.5	3.0	<0.001	0.02	0.22	0.2	<0.2	0.2	8.3	<0.01	0.02	<0.2
DD005950		1.01	16.8	330	9.7	9.9	<0.001	0.01	1.08	1.5	0.4	0.6	9.3	<0.01	0.03	1.2
DD005951		0.47	30.5	500	12.3	10.6	<0.001	0.03	1.39	2.7	0.6	0.4	28.1	<0.01	0.05	3.0
DD005952		0.50	26.7	550	15.6	9.3	<0.001	0.05	1.60	2.6	0.9	0.4	43.6	<0.01	0.07	2.2
DD005953		0.28	24.3	590	3.7	2.3	<0.001	0.08	1.15	0.5	1.0	<0.2	66.9	<0.01	0.02	0.2
DD005954		0.41	52.3	810	23.2	13.8	0.002	0.08	1.67	2.1	2.3	0.3	65.6	<0.01	0.06	1.8
DD005955		0.30	46.8	1170	19.7	8.4	0.001	0.09	2.14	0.8	2.9	0.5	37.4	<0.01	0.05	0.3

***** See Appendix Page for comments regarding this certificate *****

ALS Canada Ltd.
2103 Dollarton Hwy
North Vancouver BC V7H 0A7
Phone: 604 984 0221 Fax: 604 984 0218 www.alsglobal.com

To: **SILVER RANGE RESOURCES LTD.**
C/O ARCHER, CATHRO & ASSOCIATES (1981) LIMITED
1016-510 W HASTINGS ST
VANCOUVER BC V6B 1L8

Finalized Date: 26-AUG-2012
Account: RANSIL

Project: KEG (Keg South - Group 2)

CERTIFICATE OF ANALYSIS WH12190091

Sample Description	Method	ME-MS41	ME-MS41	ME-MS41	ME-MS41	ME-MS41	ME-MS41	ME-MS41	ME-MS41
	Analyte	Ti	Tl	U	V	W	Y	Zn	Zr
	Units	%	ppm	ppm	ppm	ppm	ppm	ppm	ppm
	LOR	0.005	0.02	0.05	1	0.05	0.05	2	0.5
DD005906		0.006	0.12	1.65	42	0.10	19.10	42	2.8
DD005907		0.014	0.12	1.05	41	<0.05	4.93	16	2.3
DD005908		0.022	0.05	0.20	18	0.07	0.69	18	<0.5
DD005909		0.017	0.07	0.57	44	0.11	2.13	77	<0.5
DD005920		0.016	0.02	0.47	10	<0.05	0.58	17	1.1
DD005921		0.018	0.04	0.65	27	0.07	2.00	18	0.5
DD005922		0.018	0.15	1.38	33	0.14	11.00	100	1.7
DD005923		0.016	0.10	0.89	34	0.07	6.49	89	1.7
DD005924		0.019	0.06	0.77	15	0.08	3.90	46	1.7
DD005925		0.034	<0.02	0.12	26	<0.05	0.74	14	<0.5
DD005926		0.032	0.17	0.95	45	0.42	11.10	119	1.4
DD005927		0.019	0.13	1.10	53	0.16	7.74	124	1.3
DD005928		0.015	0.19	0.92	46	0.10	10.90	130	1.1
DD005929		0.018	<0.02	0.28	9	<0.05	1.04	29	0.9
DD005930		0.022	0.06	0.50	20	0.05	3.44	63	<0.5
DD005931		0.029	0.17	0.66	50	0.21	8.18	126	1.7
DD005932		0.023	0.07	0.54	27	0.07	4.28	60	1.1
DD005933		0.031	0.15	2.01	49	0.26	13.15	100	2.0
DD005934		0.030	0.14	2.48	44	0.20	12.40	100	1.7
DD005935		0.033	0.13	0.80	39	0.21	5.59	92	1.4
DD005936		0.019	0.09	0.90	30	0.12	4.58	86	1.4
DD005937		0.020	0.12	1.51	30	0.15	7.34	66	0.7
DD005938		0.020	0.08	0.98	24	0.06	14.05	58	1.8
DD005939		0.020	0.09	1.00	28	0.06	6.87	50	2.0
DD005940		0.020	0.12	1.46	31	0.08	11.30	68	2.4
DD005941		0.014	0.03	0.45	8	<0.05	3.69	23	2.1
DD005942		0.029	0.05	0.47	24	<0.05	3.87	29	0.9
DD005943		0.016	0.03	0.33	13	<0.05	2.31	24	1.8
DD005944		0.016	0.13	0.81	36	0.17	5.37	84	2.0
DD005945		0.011	0.10	0.64	28	<0.05	4.46	116	2.4
DD005946		0.010	0.14	0.99	32	<0.05	13.05	131	2.5
DD005947		0.023	0.16	2.26	51	0.09	7.84	104	1.7
DD005948		0.021	0.19	1.42	46	0.16	6.68	95	1.2
DD005949		0.013	0.03	0.21	14	<0.05	0.84	14	<0.5
DD005950		0.030	0.14	0.40	49	0.28	2.55	67	<0.5
DD005951		0.012	0.22	0.67	42	0.07	6.88	128	1.9
DD005952		0.014	0.19	0.70	40	0.09	10.80	106	2.1
DD005953		0.014	0.08	0.65	11	<0.05	6.37	33	1.7
DD005954		0.015	0.29	1.76	44	0.07	13.90	184	2.0
DD005955		0.014	0.30	2.20	48	0.06	12.50	186	<0.5

***** See Appendix Page for comments regarding this certificate *****

ALS Canada Ltd.
2103 Dollarton Hwy
North Vancouver BC V7H 0A7
Phone: 604 984 0221 Fax: 604 984 0218 www.alsglobal.com

To: **SILVER RANGE RESOURCES LTD.**
C/O ARCHER, CATHRO & ASSOCIATES (1981) LIMITED
1016-510 W HASTINGS ST
VANCOUVER BC V6B 1L8

Finalized Date: 26-AUG-2012
Account: RANSIL

Project: KEG (Keg South - Group 2)

CERTIFICATE OF ANALYSIS WH12190091

Sample Description	Method	WEI-21	Au-ICP21	ME-MS41	ME-MS41	ME-MS41	ME-MS41	ME-MS41	ME-MS41	ME-MS41	ME-MS41	ME-MS41	ME-MS41	ME-MS41	ME-MS41	ME-MS41
	Analyte	Recvd Wt.	Au	Ag	Al	As	Au	B	Ba	Be	Bi	Ca	Cd	Ce	Co	Cr
	Units	kg	ppm	ppm	%	ppm	ppm	ppm	ppm	ppm	ppm	%	ppm	ppm	ppm	ppm
	LOR	0.02	0.001	0.01	0.01	0.1	0.2	10	10	0.05	0.01	0.01	0.01	0.02	0.1	1
DD005956		0.16	0.010	1.14	0.68	12.3	<0.2	<10	170	0.78	0.32	0.87	3.09	58.6	5.6	13
DD005957		0.15	0.005	0.87	0.56	42.3	<0.2	<10	140	0.45	0.20	0.44	1.08	76.6	9.6	15
DD005958		0.21	0.002	0.33	1.04	11.7	<0.2	<10	120	0.59	0.15	0.43	0.36	70.5	8.1	20
DD005959		0.23	0.001	0.16	0.61	8.3	<0.2	<10	140	0.27	0.16	0.49	0.49	30.4	5.4	12
DD005960		0.16	0.005	2.50	1.82	15.7	<0.2	<10	120	0.92	0.25	0.05	0.32	47.6	15.9	24
DD005961		0.12	0.002	0.34	0.46	2.6	<0.2	<10	70	0.22	0.06	0.22	0.28	8.85	2.0	5
DD005962		0.25	0.004	0.90	1.05	20.6	<0.2	<10	120	0.68	0.28	0.02	0.19	87.9	4.0	17
DD005963		0.13	0.001	0.38	0.31	6.5	<0.2	<10	80	0.25	0.17	0.03	0.17	49.7	2.6	7

***** See Appendix Page for comments regarding this certificate *****

ALS Canada Ltd.
2103 Dollarton Hwy
North Vancouver BC V7H 0A7
Phone: 604 984 0221 Fax: 604 984 0218 www.alsglobal.com

To: **SILVER RANGE RESOURCES LTD.**
C/O ARCHER, CATHRO & ASSOCIATES (1981) LIMITED
1016- 510 W HASTINGS ST
VANCOUVER BC V6B 1L8

Finalized Date: 26- AUG- 2012
Account: RANSIL

Project: KEG (Keg South - Group 2)

CERTIFICATE OF ANALYSIS WH12190091

Sample Description	Method	ME-MS41	ME-MS41	ME-MS41	ME-MS41	ME-MS41	ME-MS41	ME-MS41	ME-MS41	ME-MS41	ME-MS41	ME-MS41	ME-MS41	ME-MS41	ME-MS41	ME-MS41
	Analyte	Cs	Cu	Fe	Ga	Ge	Hf	Hg	In	K	La	Li	Mg	Mn	Mo	Na
	Units	ppm	ppm	%	ppm	ppm	ppm	ppm	ppm	%	ppm	ppm	%	ppm	ppm	%
	LOR	0.05	0.2	0.01	0.05	0.05	0.02	0.01	0.005	0.01	0.2	0.1	0.01	5	0.05	0.01
DD005956		5.23	37.7	2.09	2.27	0.09	0.03	0.14	0.071	0.08	38.0	7.3	0.32	148	3.42	0.01
DD005957		2.29	13.7	1.93	2.04	0.09	0.07	0.15	0.061	0.07	41.2	5.9	0.18	125	5.70	0.01
DD005958		2.90	12.2	2.21	3.07	0.09	0.08	0.11	0.038	0.08	36.1	13.8	0.73	270	1.60	0.01
DD005959		1.44	10.3	1.56	2.46	<0.05	0.05	0.07	0.017	0.07	16.7	6.0	0.26	346	2.13	0.01
DD005960		3.56	38.9	3.50	3.57	0.07	0.05	0.12	0.037	0.07	26.5	20.5	0.41	222	3.12	0.01
DD005961		1.17	8.3	0.86	1.87	<0.05	<0.02	0.06	0.009	0.02	4.9	2.1	0.04	67	0.47	0.03
DD005962		3.37	21.1	2.34	3.14	0.10	0.02	0.06	0.064	0.06	52.3	15.1	0.27	104	3.82	0.01
DD005963		1.89	14.3	1.08	2.68	0.06	<0.02	0.04	0.012	0.05	28.9	1.1	0.03	85	3.54	0.01

***** See Appendix Page for comments regarding this certificate *****

ALS Canada Ltd.
2103 Dollarton Hwy
North Vancouver BC V7H 0A7
Phone: 604 984 0221 Fax: 604 984 0218 www.alsglobal.com

To: **SILVER RANGE RESOURCES LTD.**
C/O ARCHER, CATHRO & ASSOCIATES (1981) LIMITED
1016- 510 W HASTINGS ST
VANCOUVER BC V6B 1L8

Finalized Date: 26- AUG- 2012
Account: RANSIL

Project: KEG (Keg South - Group 2)

CERTIFICATE OF ANALYSIS WH12190091

Sample Description	Method	ME-MS41	ME-MS41	ME-MS41	ME-MS41	ME-MS41	ME-MS41	ME-MS41	ME-MS41	ME-MS41	ME-MS41	ME-MS41	ME-MS41	ME-MS41	ME-MS41	ME-MS41
	Analyte	Nb	Ni	P	Pb	Rb	Re	S	Sb	Sc	Se	Sn	Sr	Ta	Te	Th
	Units	ppm	ppm	ppm	ppm	ppm	ppm	%	ppm	ppm	ppm	ppm	ppm	ppm	ppm	ppm
	LOR	0.05	0.2	10	0.2	0.1	0.001	0.01	0.05	0.1	0.2	0.2	0.2	0.01	0.01	0.2
DD005956		0.36	34.0	1310	54.0	10.5	0.002	0.15	4.21	1.8	4.8	0.6	95.4	<0.01	0.07	2.1
DD005957		0.36	51.6	400	25.3	8.7	0.001	0.03	6.75	2.9	2.1	2.6	29.5	<0.01	0.06	3.1
DD005958		0.48	28.0	580	14.9	11.3	<0.001	0.03	2.65	4.1	0.8	0.5	31.7	<0.01	0.04	4.0
DD005959		0.46	16.6	800	10.1	11.5	<0.001	0.06	1.93	1.4	0.5	0.4	25.5	<0.01	0.06	1.3
DD005960		0.74	68.6	770	22.4	11.6	<0.001	0.05	3.58	3.2	1.0	0.5	25.7	<0.01	0.06	5.0
DD005961		0.11	4.8	550	4.0	3.3	<0.001	0.03	0.66	0.2	0.4	0.2	14.0	<0.01	0.02	<0.2
DD005962		0.32	20.0	740	22.8	7.9	<0.001	0.07	7.22	1.5	1.3	0.4	42.8	<0.01	0.08	2.3
DD005963		0.22	11.8	570	22.7	5.5	<0.001	0.05	2.76	0.4	0.7	0.4	29.3	<0.01	0.05	0.3

***** See Appendix Page for comments regarding this certificate *****

ALS Canada Ltd.
2103 Dollarton Hwy
North Vancouver BC V7H 0A7
Phone: 604 984 0221 Fax: 604 984 0218 www.alsglobal.com

To: **SILVER RANGE RESOURCES LTD.**
C/O ARCHER, CATHRO & ASSOCIATES (1981) LIMITED
1016- 510 W HASTINGS ST
VANCOUVER BC V6B 1L8

Finalized Date: 26- AUG- 2012
Account: RANSIL

Project: KEG (Keg South - Group 2)

CERTIFICATE OF ANALYSIS WH12190091

Sample Description	Method	ME-MS41	ME-MS41	ME-MS41	ME-MS41	ME-MS41	ME-MS41	ME-MS41	ME-MS41
	Analyte	Ti	Tl	U	V	W	Y	Zn	Zr
	Units	%	ppm	ppm	ppm	ppm	ppm	ppm	ppm
	LOR	0.005	0.02	0.05	1	0.05	0.05	2	0.5
DD005956		0.009	0.44	3.89	44	0.16	11.10	188	1.4
DD005957		0.006	0.31	1.94	53	0.14	8.56	266	2.5
DD005958		0.018	0.19	1.15	69	0.08	16.60	48	2.4
DD005959		0.016	0.12	0.55	42	0.12	4.04	57	1.5
DD005960		0.014	0.21	1.16	66	0.14	11.30	90	2.2
DD005961		0.008	0.05	0.51	25	0.05	2.50	30	<0.5
DD005962		0.007	0.22	1.76	54	0.07	6.66	77	0.8
DD005963		0.008	0.10	0.54	31	0.08	2.65	59	<0.5

***** See Appendix Page for comments regarding this certificate *****

ALS Canada Ltd.
2103 Dollarton Hwy
North Vancouver BC V7H 0A7
Phone: 604 984 0221 Fax: 604 984 0218 www.alsglobal.com

To: **SILVER RANGE RESOURCES LTD.**
C/O ARCHER, CATHRO & ASSOCIATES (1981) LIMITED
1016-510 W HASTINGS ST
VANCOUVER BC V6B 1L8

Page: Appendix 1
Total # Appendix Pages: 1
Finalized Date: 26-AUG-2012
Account: RANSIL

Project: KEG (Keg South - Group 2)

CERTIFICATE OF ANALYSIS WH12190091

Method	CERTIFICATE COMMENTS
ALL METHODS	NSS is non-sufficient sample.
ME-MS41	Gold determinations by this method are semi-quantitative due to the small sample weight used (0.5g).

ALS Canada Ltd.

2103 Dollarton Hwy
North Vancouver BC V7H 0A7
Phone: 604 984 0221 Fax: 604 984 0218 www.alsglobal.com

To: **SILVER RANGE RESOURCES LTD.**
C/O ARCHER, CATHRO & ASSOCIATES (1981) LIMITED
1016-510 W HASTINGS ST
VANCOUVER BC V6B 1L8

Finalized Date: 30-AUG-2012
Account: RANSIL

CERTIFICATE WH12190092

Project: KEG (Main - Group 1)

P.O. No.: Batch 65

This report is for 36 Drill Core samples submitted to our lab in Whitehorse, YT, Canada on 14-AUG-2012.

The following have access to data associated with this certificate:

MATT DUMALA	JOAN MARIACHER	HEATHER SMITH

SAMPLE PREPARATION

ALS CODE	DESCRIPTION
WEI-21	Received Sample Weight
LOG-22	Sample login - Rcd w/o BarCode
CRU-31	Fine crushing - 70%<2mm
CRU-QC	Crushing QC Test
SPL-21	Split sample - riffle splitter
PUL-QC	Pulverizing QC Test
PUL-31	Pulverize split to 85%<75 um
LOG-22d	Sample login - Rcd w/o BarCode dup
SPL-21d	Split sample - duplicate
PUL-31d	Pulverize Split - duplicate
LOG-23	Pulp Login - Rcvd with Barcode

ANALYTICAL PROCEDURES

ALS CODE	DESCRIPTION	INSTRUMENT
Au-AA24	Au 50g FA AA finish	AAS
ME-OG62	Ore Grade Elements - Four Acid	ICP-AES
Sn-XRF05	Sn-Trace Level XRF Analysis	XRF
ME-MS61	48 element four acid ICP-MS	
Zn-OG62	Ore Grade Zn - Four Acid	VARIABLE

To: **SILVER RANGE RESOURCES LTD.**
ATTN: JOAN MARIACHER
C/O ARCHER, CATHRO & ASSOCIATES (1981) LIMITED
1016-510 W HASTINGS ST
VANCOUVER BC V6B 1L8

This is the Final Report and supersedes any preliminary report with this certificate number. Results apply to samples as submitted. All pages of this report have been checked and approved for release.

***** See Appendix Page for comments regarding this certificate *****

Signature: 

Colin Ramshaw, Vancouver Laboratory Manager

ALS Canada Ltd.
2103 Dollarton Hwy
North Vancouver BC V7H 0A7
Phone: 604 984 0221 Fax: 604 984 0218 www.alsglobal.com

To: **SILVER RANGE RESOURCES LTD.**
C/O ARCHER, CATHRO & ASSOCIATES (1981) LIMITED
1016-510 W HASTINGS ST
VANCOUVER BC V6B 1L8

Finalized Date: 30-AUG-2012
Account: RANSIL

Project: KEG (Main - Group 1)

CERTIFICATE OF ANALYSIS WH12190092

Sample Description	Method	WEI-21	Au-AA24	Sn-XRF05	ME-MS61	ME-MS61	ME-MS61	ME-MS61	ME-MS61	ME-MS61	ME-MS61	ME-MS61	ME-MS61	ME-MS61	ME-MS61	ME-MS61
	Analyte	Recvd Wt.	Au	Sn	Ag	Al	As	Ba	Be	Bi	Ca	Cd	Ce	Co	Cr	Cs
	Units	kg	ppm	ppm	ppm	%	ppm	ppm	ppm	ppm	%	ppm	ppm	ppm	ppm	ppm
	LOR	0.02	0.005	5	0.01	0.01	0.2	10	0.05	0.01	0.01	0.02	0.01	0.1	1	0.05
K285232		7.01	<0.005	18	0.85	3.83	72.4	1010	1.35	0.13	0.59	4.08	28.1	8.8	52	7.44
K285233		6.59	<0.005	10	1.16	3.66	12.7	950	1.49	0.15	0.97	3.27	33.6	7.7	62	7.73
K285234		6.69	<0.005	11	1.11	4.97	15.3	1160	2.01	0.12	0.74	0.95	39.4	9.7	72	11.85
K285235		6.10	0.005	9	1.17	3.08	24.8	880	1.24	0.13	1.38	2.67	27.3	7.2	58	6.38
K285236		<0.02	<0.005	8	1.17	3.05	24.3	880	1.36	0.13	1.35	2.80	27.3	7.3	57	6.38
K285237		7.33	<0.005	<5	0.95	4.53	5.9	1060	2.05	0.13	0.60	2.46	38.5	8.4	70	11.15
K285238		6.94	<0.005	8	1.21	6.28	3.4	1270	2.51	0.17	0.31	1.77	52.5	10.5	88	15.05
K285239		4.56	<0.005	9	0.87	3.69	15.0	1030	1.71	0.13	0.85	1.15	37.0	6.9	55	8.39
K285240		2.72	<0.005	14	0.92	4.51	47.9	1500	2.37	0.18	0.88	0.57	29.1	7.2	69	6.52
K285241		0.26	0.018	272	22.0	3.90	1255	560	0.93	89.5	8.13	298	42.8	12.2	53	4.65
K285242		6.67	<0.005	21	1.70	3.57	98.3	1000	1.59	0.30	1.17	9.45	32.9	7.5	70	6.05
K285243		6.16	<0.005	36	4.96	3.91	269	1330	1.41	0.46	1.27	5.37	39.9	7.6	65	5.96
K285244		7.35	<0.005	26	4.02	3.38	139.5	920	1.40	0.30	1.58	3.60	33.8	7.1	48	10.25
K285245		4.98	<0.005	23	0.91	3.74	25.5	1070	1.30	0.06	1.86	2.61	29.1	7.6	53	6.74
K285246		2.28	<0.005	30	33.6	3.30	8.5	1140	1.43	0.51	3.37	43.4	30.6	6.5	52	6.06
K285247		3.03	<0.005	<5	0.07	0.08	<5	20	0.06	0.01	21.0	0.09	1.25	1.3	1	0.26
K285248		6.01	<0.005	13	2.94	3.69	30.5	1330	1.71	0.16	1.80	6.84	26.0	7.0	60	6.00
K285249		6.02	<0.005	17	0.90	4.77	25.8	1040	2.34	0.18	2.22	0.16	36.8	11.8	79	8.89
K285250		6.90	<0.005	13	1.13	4.76	21.6	880	2.15	0.05	2.53	1.70	43.0	8.1	57	9.20
K285251		7.02	<0.005	15	1.78	4.51	9.3	750	2.09	0.17	2.77	2.63	41.9	7.9	55	10.20
K285252		7.09	<0.005	21	1.11	4.10	49.7	820	1.60	0.10	2.72	41.9	39.0	6.5	55	9.80
K285253		0.26	0.014	270	22.3	3.95	1220	550	0.97	93.3	8.08	295	41.8	12.1	50	4.52
K285254		6.73	<0.005	12	0.64	4.08	98	500	1.19	0.56	10.65	2.43	39.9	9.8	33	8.11
K285255		4.04	<0.005	14	0.94	4.08	44.5	420	1.49	0.78	9.73	1.66	41.4	9.4	34	8.34
K285256		3.10	<0.005	16	0.44	4.51	76.7	610	1.70	0.52	7.71	3.18	48.1	15.8	41	7.94
K285257		5.28	<0.005	13	0.44	4.04	41.0	550	1.41	0.11	7.14	8.40	49.5	24.8	59	4.98
K285258		5.94	<0.005	19	0.35	3.98	24.0	730	1.06	0.10	9.39	2.17	43.5	9.6	61	3.66
K285259		2.55	<0.005	<5	0.01	0.08	<5	60	0.07	<0.01	20.2	0.09	1.47	1.0	2	0.43
K285260		6.37	<0.005	22	0.44	4.16	32.8	610	1.38	0.17	6.94	1.25	47.5	5.7	52	8.03
K285261		5.70	<0.005	68	0.98	4.47	355	700	1.29	0.10	8.17	3.97	46.9	7.7	63	8.25
K285262		3.40	<0.005	9	0.78	4.06	32.2	520	1.11	0.06	8.94	2.37	51.0	7.4	54	5.58
K285263		3.07	<0.005	7	0.73	3.50	19.4	490	1.00	0.06	9.95	1.71	47.4	7.6	48	4.46
K285264		6.57	<0.005	7	0.44	3.94	11.7	510	1.08	0.05	9.16	1.16	44.3	6.5	41	6.47
K285265		6.51	<0.005	12	0.46	4.12	44.6	540	1.04	0.06	8.10	2.67	51.6	10.6	39	5.31
K285266		7.44	<0.005	6	0.50	3.74	5	410	0.99	0.06	10.65	0.18	50.3	5.3	33	5.23
K285267		3.40	<0.005	8	0.51	3.91	19	460	1.04	0.07	10.30	0.44	53.2	6.0	35	5.84

***** See Appendix Page for comments regarding this certificate *****

ALS Canada Ltd.
2103 Dollarton Hwy
North Vancouver BC V7H 0A7
Phone: 604 984 0221 Fax: 604 984 0218 www.alsglobal.com

To: **SILVER RANGE RESOURCES LTD.**
C/O ARCHER, CATHRO & ASSOCIATES (1981) LIMITED
1016-510 W HASTINGS ST
VANCOUVER BC V6B 1L8

Finalized Date: 30-AUG-2012
Account: RANSIL

Project: KEG (Main - Group 1)

CERTIFICATE OF ANALYSIS WH12190092

Sample Description	Method	ME-MS61	ME-MS61	ME-MS61	ME-MS61	ME-MS61	ME-MS61	ME-MS61	ME-MS61	ME-MS61	ME-MS61	ME-MS61	ME-MS61	ME-MS61	ME-MS61	ME-MS61
	Analyte	Cu	Fe	Ga	Ge	Hf	In	K	La	Li	Mg	Mn	Mo	Na	Nb	Ni
	Units	ppm	%	ppm	ppm	ppm	ppm	%	ppm	ppm	%	ppm	ppm	%	ppm	ppm
	LOR	0.2	0.01	0.05	0.05	0.1	0.005	0.01	0.5	0.2	0.01	5	0.05	0.01	0.1	0.2
K285232		71.6	1.69	11.00	0.11	1.0	0.061	1.88	16.9	23.9	0.48	59	32.3	0.04	5.3	76.5
K285233		61.6	1.98	10.25	0.09	1.1	0.038	1.69	21.6	22.6	0.47	79	22.8	0.05	11.3	75.2
K285234		64.6	2.17	13.60	0.10	1.4	0.019	2.31	24.2	31.5	0.70	80	25.6	0.04	10.0	77.7
K285235		68.9	2.05	8.43	0.07	0.8	0.025	1.13	17.7	20.1	0.39	85	21.2	0.04	7.4	67.9
K285236		66.6	1.98	8.55	0.06	0.9	0.028	1.12	17.9	19.7	0.38	81	21.8	0.04	7.6	68.1
K285237		70.6	2.16	12.65	0.09	1.2	0.034	1.73	24.6	29.7	0.53	75	18.35	0.05	9.5	77.0
K285238		74.0	2.49	17.25	0.15	1.7	0.033	2.81	31.9	31.2	0.62	61	8.41	0.04	13.8	74.6
K285239		65.1	2.16	10.50	0.11	1.1	0.014	1.54	23.6	24.3	0.43	61	26.1	0.04	8.3	73.9
K285240		90.5	2.29	11.75	0.14	1.3	0.008	1.83	15.7	27.9	0.46	49	10.50	0.15	12.3	83.3
K285241		1890	5.80	11.20	0.24	1.2	22.4	1.43	22.1	25.7	2.05	2550	16.65	0.17	8.1	44.6
K285242		84.5	2.32	10.75	0.13	1.3	0.099	1.90	20.8	25.3	0.49	58	31.4	0.04	9.8	118.0
K285243		147.0	3.05	10.45	0.15	1.2	0.100	2.35	26.2	21.6	0.39	58	19.50	0.05	11.3	94.3
K285244		72.1	1.86	10.50	0.15	1.1	0.048	1.45	21.8	27.1	0.51	46	30.3	0.04	16.5	92.7
K285245		68.0	2.06	10.25	0.07	1.3	0.033	1.52	17.8	29.6	0.65	63	24.7	0.04	15.5	92.9
K285246		74.1	2.26	8.33	0.19	1.0	0.618	1.22	19.7	33.6	0.52	79	6.31	0.05	10.9	59.7
K285247		2.6	0.46	0.38	0.20	<0.1	0.010	0.03	0.7	1.0	12.65	214	0.26	0.01	0.4	1.7
K285248		64.1	1.90	10.60	0.09	1.3	0.099	1.61	15.6	28.9	0.46	58	12.90	0.05	15.1	87.5
K285249		124.5	3.47	14.85	0.18	1.5	0.012	2.30	20.5	29.1	0.52	53	9.54	0.06	17.7	104.5
K285250		35.8	2.50	11.15	0.10	2.0	0.010	1.36	24.4	59.4	1.40	148	18.40	0.13	8.9	73.5
K285251		35.9	2.44	10.80	0.12	1.9	0.024	1.48	23.9	47.4	1.45	155	16.80	0.15	8.5	71.9
K285252		34.0	2.22	10.30	0.10	1.9	0.090	1.82	21.2	44.4	1.41	272	11.40	0.11	8.1	57.6
K285253		1840	5.76	11.05	0.25	1.2	22.1	1.40	21.6	26.5	2.04	2530	16.15	0.16	8.1	43.7
K285254		27.5	1.51	9.90	<0.05	1.4	0.026	2.01	19.9	15.7	2.10	301	2.31	0.19	7.0	92.2
K285255		40.8	1.61	9.55	0.09	1.6	0.024	1.62	23.5	14.6	1.70	362	2.69	0.11	6.3	107.0
K285256		57.5	1.91	9.63	0.10	1.7	0.024	2.63	25.3	17.2	2.48	396	3.46	0.12	7.5	180.0
K285257		65.8	2.07	8.76	0.12	1.8	0.040	2.28	28.7	15.9	2.72	431	4.92	0.26	7.2	179.5
K285258		36.8	1.76	8.13	0.10	1.6	0.023	2.60	23.1	19.4	2.97	446	2.48	0.26	6.4	77.5
K285259		2.2	0.46	0.22	<0.05	<0.1	0.010	0.04	0.7	1.1	12.30	204	0.14	0.01	0.2	2.8
K285260		38.7	1.67	9.66	0.10	2.0	0.032	2.93	25.6	23.9	1.39	302	3.59	0.16	8.4	48.1
K285261		35.6	1.87	10.50	0.10	2.0	0.031	2.55	27.0	38.7	2.76	568	2.56	0.17	7.8	75.2
K285262		29.6	1.55	9.10	0.09	1.9	0.038	2.18	28.4	28.2	3.04	465	2.29	0.52	7.3	59.9
K285263		27.6	1.45	7.72	0.09	1.6	0.030	1.97	27.7	19.6	3.35	495	2.20	0.38	6.1	57.2
K285264		24.9	1.45	8.51	0.08	1.7	0.028	1.94	25.5	34.0	2.49	420	2.00	0.34	6.9	45.0
K285265		24.1	1.54	8.68	0.09	1.9	0.031	2.13	29.2	25.4	2.10	387	2.59	0.59	7.9	67.8
K285266		18.3	1.40	7.36	0.08	1.6	0.023	1.67	28.7	22.4	1.99	465	2.12	0.77	6.7	26.1
K285267		20.0	1.49	8.25	0.08	1.8	0.033	1.83	30.3	25.6	1.99	453	2.36	0.79	7.4	31.0

***** See Appendix Page for comments regarding this certificate *****

ALS Canada Ltd.
2103 Dollarton Hwy
North Vancouver BC V7H 0A7
Phone: 604 984 0221 Fax: 604 984 0218 www.alsglobal.com

To: **SILVER RANGE RESOURCES LTD.**
C/O ARCHER, CATHRO & ASSOCIATES (1981) LIMITED
1016-510 W HASTINGS ST
VANCOUVER BC V6B 1L8

Finalized Date: 30-AUG-2012
Account: RANSIL

Project: KEG (Main - Group 1)

CERTIFICATE OF ANALYSIS WH12190092

Sample Description	Method	ME-MS61	ME-MS61	ME-MS61	ME-MS61	ME-MS61	ME-MS61	ME-MS61	ME-MS61	ME-MS61	ME-MS61	ME-MS61	ME-MS61	ME-MS61	ME-MS61	ME-MS61
	Analyte	P	Pb	Rb	Re	S	Sb	Sc	Se	Sn	Sr	Ta	Te	Th	Ti	Tl
	Units	ppm	ppm	ppm	ppm	%	ppm	ppm	ppm	ppm	ppm	ppm	ppm	ppm	%	ppm
	LOR	10	0.5	0.1	0.002	0.01	0.05	0.1	1	0.2	0.2	0.05	0.05	0.2	0.005	0.02
K285232		330	21.9	115.0	0.032	0.93	12.50	7.4	11	16.9	75.5	0.37	0.09	4.5	0.161	1.36
K285233		550	30.3	107.0	0.027	1.09	9.32	6.9	11	10.6	98.1	0.74	0.10	5.2	0.177	1.35
K285234		440	17.7	155.0	0.031	1.21	13.15	9.4	11	12.5	73.8	0.64	0.09	6.3	0.221	1.90
K285235		500	21.7	69.3	0.026	1.26	12.00	5.5	14	7.9	137.5	0.50	0.12	4.0	0.139	1.20
K285236		490	21.6	70.3	0.025	1.20	11.90	5.6	14	7.9	140.5	0.51	0.12	3.9	0.137	1.20
K285237		760	17.8	119.5	0.021	1.18	10.80	9.0	10	4.3	89.1	0.63	0.09	6.0	0.201	1.55
K285238		450	22.1	187.0	0.016	1.48	10.70	12.1	9	6.7	42.6	0.87	0.12	8.5	0.283	2.08
K285239		960	16.3	101.5	0.031	1.27	17.65	7.3	12	6.8	63.2	0.54	0.09	4.9	0.169	1.32
K285240		750	23.1	111.5	0.018	1.31	12.15	8.8	19	12.6	124.0	0.79	0.09	6.5	0.224	1.50
K285241		830	1390	64.3	0.019	2.79	8.68	6.4	54	241	160.5	0.55	0.49	5.8	0.258	0.64
K285242		1680	115.5	125.0	0.053	1.20	10.90	7.2	30	21.2	69.9	0.62	0.19	5.2	0.180	1.67
K285243		1580	397	142.0	0.032	1.68	23.0	7.7	33	34.4	87.5	0.70	0.30	5.6	0.184	1.81
K285244		930	286	93.1	0.049	0.77	29.3	6.1	25	26.3	107.5	1.02	0.26	5.4	0.170	1.41
K285245		1840	54.4	98.2	0.081	0.87	14.50	7.0	9	17.9	56.7	0.90	<0.05	6.2	0.206	1.29
K285246		3630	4750	78.0	0.028	1.33	29.2	5.8	42	23.7	109.5	0.58	0.41	4.5	0.158	1.00
K285247		190	5.0	1.6	<0.002	0.01	0.11	0.3	1	0.2	40.4	<0.05	<0.05	<0.2	<0.005	<0.02
K285248		3670	347	96.3	0.043	0.94	11.40	7.2	13	14.9	116.5	0.87	0.10	5.8	0.187	1.25
K285249		4650	16.5	135.0	0.021	2.12	12.70	9.1	25	19.4	252	0.94	0.11	7.2	0.250	1.59
K285250		750	33.9	85.9	0.027	1.31	12.25	8.5	6	15.5	134.5	0.61	0.05	7.1	0.256	1.65
K285251		750	141.5	102.5	0.024	1.30	10.10	7.6	8	15.9	153.0	0.56	0.08	6.6	0.234	1.85
K285252		820	61.7	98.2	0.023	1.20	9.63	7.6	10	13.2	188.5	0.54	0.06	6.3	0.217	1.58
K285253		820	1385	63.5	0.018	2.78	8.81	6.3	55	239	157.5	0.54	0.46	5.6	0.253	0.63
K285254		680	24.9	88.3	0.007	0.13	2.89	6.0	8	13.7	202	0.48	<0.05	5.0	0.221	0.93
K285255		710	52.2	68.9	0.004	0.06	3.24	5.2	5	11.6	203	0.56	0.05	5.4	0.210	0.68
K285256		660	19.6	107.5	0.003	0.05	3.51	6.9	4	18.1	281	0.62	<0.05	6.5	0.243	1.04
K285257		1130	13.6	98.0	0.028	0.31	3.71	7.0	11	12.8	253	0.64	<0.05	6.5	0.234	1.14
K285258		1110	16.0	98.5	0.019	0.50	2.95	7.1	8	16.5	313	0.54	<0.05	5.8	0.232	1.12
K285259		200	2.0	2.3	<0.002	0.01	0.05	0.3	1	<0.2	47.9	<0.05	<0.05	<0.2	<0.005	<0.02
K285260		730	21.2	140.0	0.015	0.50	3.96	7.5	7	21.8	266	0.73	<0.05	7.5	0.268	1.57
K285261		1070	69.2	132.5	0.023	0.67	3.56	8.0	9	69.2	280	0.66	<0.05	6.7	0.282	1.54
K285262		1060	45.5	85.5	0.016	0.31	2.33	7.0	8	8.2	230	0.64	<0.05	6.7	0.235	1.18
K285263		1230	27.1	75.8	0.016	0.20	2.18	6.0	6	7.6	197.5	0.52	<0.05	5.8	0.203	0.86
K285264		720	14.2	89.6	0.010	0.37	1.79	6.3	6	7.4	281	0.60	<0.05	6.5	0.226	1.04
K285265		730	19.4	96.8	0.011	0.61	2.36	6.5	7	11.3	337	0.69	<0.05	7.1	0.252	1.07
K285266		660	12.4	71.3	0.010	0.51	1.73	5.6	4	6.0	302	0.56	<0.05	6.1	0.217	0.83
K285267		690	13.7	81.4	0.010	0.56	2.12	6.2	5	6.3	301	0.65	<0.05	6.8	0.234	0.97

***** See Appendix Page for comments regarding this certificate *****

ALS Canada Ltd.
2103 Dollarton Hwy
North Vancouver BC V7H 0A7
Phone: 604 984 0221 Fax: 604 984 0218 www.alsglobal.com

To: **SILVER RANGE RESOURCES LTD.**
C/ O ARCHER, CATHRO & ASSOCIATES (1981) LIMITED
1016- 510 W HASTINGS ST
VANCOUVER BC V6B 1L8

Finalized Date: 30- AUG- 2012
Account: RANSIL

Project: KEG (Main - Group 1)

CERTIFICATE OF ANALYSIS WH12190092

Sample Description	Method	ME- MS61	ME- MS61	ME- MS61	ME- MS61	ME- MS61	ME- MS61	Zn- OG62
	Analyte	U	V	W	Y	Zn	Zr	Zn
	Units	ppm	ppm	ppm	ppm	ppm	ppm	%
	LOR	0.1	1	0.1	0.1	2	0.5	0.001
K285232		6.8	363	1.0	22.1	368	34.3	
K285233		7.4	383	0.9	18.5	274	38.8	
K285234		7.9	330	1.2	22.4	73	46.9	
K285235		6.7	281	0.8	19.4	198	29.2	
K285236		6.7	279	0.8	19.7	197	30.5	
K285237		5.6	304	1.0	23.8	193	41.6	
K285238		5.4	222	1.0	25.3	148	58.6	
K285239		8.2	440	1.0	20.7	87	35.5	
K285240		7.0	355	1.0	24.2	41	42.0	
K285241		3.2	107	5.6	21.8	>10000	37.3	1.415
K285242		7.8	873	1.4	21.8	685	46.9	
K285243		7.6	481	2.0	17.8	380	47.1	
K285244		10.2	652	1.9	17.4	261	45.3	
K285245		8.0	613	1.0	16.5	208	49.2	
K285246		4.2	439	0.9	22.2	3360	36.5	
K285247		0.7	5	0.1	0.9	14	<0.5	
K285248		5.5	458	1.1	21.8	504	46.0	
K285249		6.0	413	1.3	32.7	13	57.2	
K285250		7.0	287	1.1	19.7	114	65.3	
K285251		6.9	330	0.9	20.5	170	61.5	
K285252		6.4	425	0.8	19.5	1740	62.3	
K285253		3.1	107	5.2	21.5	>10000	36.3	1.420
K285254		1.7	52	0.9	26.6	368	49.8	
K285255		1.9	48	0.9	30.2	503	46.5	
K285256		2.2	60	1.4	39.0	769	51.6	
K285257		3.0	90	1.0	38.7	717	58.7	
K285258		3.2	83	0.9	25.1	200	50.7	
K285259		0.5	3	0.1	1.0	16	0.7	
K285260		3.3	76	2.0	24.1	119	60.8	
K285261		3.4	90	1.5	26.9	274	63.9	
K285262		3.2	73	1.0	29.8	172	56.1	
K285263		2.8	65	1.2	30.6	220	49.6	
K285264		2.4	56	1.0	24.4	145	51.7	
K285265		2.8	54	1.2	28.9	194	57.0	
K285266		2.6	45	0.7	25.4	49	46.3	
K285267		2.7	48	0.9	26.9	67	55.1	

***** See Appendix Page for comments regarding this certificate *****

ALS Canada Ltd.
2103 Dollarton Hwy
North Vancouver BC V7H 0A7
Phone: 604 984 0221 Fax: 604 984 0218 www.alsglobal.com

To: **SILVER RANGE RESOURCES LTD.**
C/O ARCHER, CATHRO & ASSOCIATES (1981) LIMITED
1016-510 W HASTINGS ST
VANCOUVER BC V6B 1L8

Page: Appendix 1
Total # Appendix Pages: 1
Finalized Date: 30-AUG-2012
Account: RANSIL

Project: KEG (Main - Group 1)

CERTIFICATE OF ANALYSIS WH12190092

Method	CERTIFICATE COMMENTS
ME-MS61	Interference: Ca>10% on ICP-MS As, ICP-AES results shown.
ME-MS61	REE's may not be totally soluble in this method.

ALS Canada Ltd.

2103 Dollarton Hwy
North Vancouver BC V7H 0A7
Phone: 604 984 0221 Fax: 604 984 0218 www.alsglobal.com

To: **SILVER RANGE RESOURCES LTD.**
C/O ARCHER, CATHRO & ASSOCIATES (1981) LIMITED
1016- 510 W HASTINGS ST
VANCOUVER BC V6B 1L8

Finalized Date: 2- SEP- 2012
Account: RANSIL

CERTIFICATE WH12190093

Project: KEG (Main - Group 1)

P.O. No.: Batch 68

This report is for 36 Drill Core samples submitted to our lab in Whitehorse, YT, Canada on 14- AUG- 2012.

The following have access to data associated with this certificate:

MATT DUMALA	JOAN MARIACHER	HEATHER SMITH

SAMPLE PREPARATION

ALS CODE	DESCRIPTION
WEI- 21	Received Sample Weight
LOG- 22	Sample login - Rcd w/o BarCode
CRU- 31	Fine crushing - 70%< 2mm
CRU- QC	Crushing QC Test
SPL- 21	Split sample - riffle splitter
PUL- QC	Pulverizing QC Test
PUL- 31	Pulverize split to 85%< 75 um
LOG- 22d	Sample login - Rcd w/o BarCode dup
SPL- 21d	Split sample - duplicate
PUL- 31d	Pulverize Split - duplicate
LOG- 23	Pulp Login - Rcvd with Barcode

ANALYTICAL PROCEDURES

ALS CODE	DESCRIPTION	INSTRUMENT
Au- AA24	Au 50g FA AA finish	AAS
Sn- XRF05	Sn- Trace Level XRF Analysis	XRF
ME- MS61	48 element four acid ICP- MS	

To: **SILVER RANGE RESOURCES LTD.**
ATTN: JOAN MARIACHER
C/O ARCHER, CATHRO & ASSOCIATES (1981) LIMITED
1016- 510 W HASTINGS ST
VANCOUVER BC V6B 1L8

This is the Final Report and supersedes any preliminary report with this certificate number. Results apply to samples as submitted. All pages of this report have been checked and approved for release.

***** See Appendix Page for comments regarding this certificate *****

Signature: 

Colin Ramshaw, Vancouver Laboratory Manager

ALS Canada Ltd.
2103 Dollarton Hwy
North Vancouver BC V7H 0A7
Phone: 604 984 0221 Fax: 604 984 0218 www.alsglobal.com

To: **SILVER RANGE RESOURCES LTD.**
C/O ARCHER, CATHRO & ASSOCIATES (1981) LIMITED
1016-510 W HASTINGS ST
VANCOUVER BC V6B 1L8

Finalized Date: 2-SEP-2012
Account: RANSIL

Project: KEG (Main - Group 1)

CERTIFICATE OF ANALYSIS WH12190093

Sample Description	Method	WEI-21	Au-AA24	Sn-XRF05	ME-MS61	ME-MS61	ME-MS61	ME-MS61	ME-MS61	ME-MS61	ME-MS61	ME-MS61	ME-MS61	ME-MS61	ME-MS61	ME-MS61
	Analyte	Recvd Wt.	Au	Sn	Ag	Al	As	Ba	Be	Bi	Ca	Cd	Ce	Co	Cr	Cs
	Units	kg	ppm	ppm	ppm	%	ppm	ppm	ppm	ppm	%	ppm	ppm	ppm	ppm	ppm
	LOR	0.02	0.005	5	0.01	0.01	0.2	10	0.05	0.01	0.01	0.02	0.01	0.1	1	0.05
K287199		7.44	<0.005	195	1.11	2.24	125	40	0.81	1.43	19.30	2.93	26.8	3.1	117	0.80
K287200		6.96	<0.005	238	6.02	2.06	100	60	0.67	9.82	19.20	19.25	24.5	2.8	103	1.10
K287201		7.08	<0.005	334	2.41	3.54	230	240	0.43	3.79	16.00	6.60	34.8	5.1	131	0.32
K287202		0.26	0.007	168	12.75	3.85	128.5	1430	1.07	44.9	7.87	55.5	42.6	5.9	68	5.25
K287203		7.28	<0.005	340	1.84	3.14	167	170	0.72	2.70	20.3	5.10	31.7	4.8	125	0.30
K287204		7.70	<0.005	202	2.28	3.24	116	480	1.04	3.99	21.9	5.83	35.3	5.3	121	0.49
K287205		7.05	<0.005	200	2.53	1.81	68	40	0.57	4.28	24.6	7.62	21.7	2.6	64	0.44
K287206		7.10	<0.005	223	3.88	3.21	122	150	0.43	6.36	12.50	10.00	32.5	4.4	169	0.49
K287207		<0.02	<0.005	216	4.09	3.28	132	150	0.63	6.80	12.85	11.20	36.4	4.9	171	0.55
K287208		6.65	<0.005	344	5.64	3.84	142.0	230	0.52	10.90	9.32	15.20	37.9	5.8	247	1.18
K287209		6.76	0.009	343	16.95	3.21	537	340	0.52	31.9	8.05	45.4	33.7	4.2	206	1.08
K287210		6.47	<0.005	204	1.73	3.28	172.0	180	0.36	3.62	8.20	3.68	38.0	4.7	252	0.27
K287211		6.63	<0.005	176	1.95	3.60	267	190	0.47	4.19	15.50	5.88	35.6	8.2	257	0.18
K287212		6.86	<0.005	258	3.73	3.68	212	600	0.51	6.97	12.65	8.26	46.8	7.2	189	0.46
K287213		2.67	<0.005	<5	0.03	0.08	<5	80	<0.05	0.05	21.1	0.09	1.12	1.2	<1	0.36
K287214		7.27	<0.005	113	0.33	2.59	165	2510	0.63	0.18	16.90	0.7	34.0	3.4	108	2.98
K287215		7.28	<0.005	24	0.37	3.28	91	4310	0.76	0.18	13.00	1.44	39.6	4.3	92	4.15
K287216		7.62	<0.005	12	0.36	3.34	72	1240	0.88	0.15	16.25	0.45	36.3	4.3	76	6.29
K287217		7.52	<0.005	18	0.45	4.48	35.0	1030	1.78	17.00	3.79	1.84	49.6	12.9	72	9.09
K287218		7.63	<0.005	8	0.33	4.02	12.0	790	1.46	6.37	2.96	6.51	39.7	12.4	86	6.49
K287219		2.55	0.010	48	1.39	3.90	1.6	370	1.38	61.8	6.82	141.0	37.7	12.7	53	3.88
K287220		3.13	<0.005	<5	0.01	0.07	<5	20	0.05	0.11	21.9	0.41	1.20	1.1	<1	0.65
K287221		4.73	<0.005	11	0.44	4.82	12.2	870	1.82	7.56	2.99	8.97	50.3	15.3	84	9.69
K287222		7.23	<0.005	11	0.32	5.07	8.2	770	1.72	5.14	2.90	4.56	55.1	12.2	94	11.05
K287223		7.48	0.011	9	0.28	4.59	8.4	760	1.63	12.95	2.95	1.89	52.0	10.1	77	9.07
K287224		7.79	0.006	8	0.34	5.05	11.8	830	1.79	5.10	2.92	2.60	51.6	12.4	93	9.05
K287225		6.80	<0.005	13	0.37	4.55	10.2	700	1.68	8.93	3.16	4.57	48.5	12.6	83	8.80
K287226		0.26	0.008	177	34.8	3.77	383	510	1.10	127.5	7.33	176.0	42.0	8.0	67	6.09
K287227		8.46	0.005	16	0.49	4.32	12.3	680	1.71	11.15	4.46	19.70	55.2	15.7	83	7.53
K287228		8.97	<0.005	17	0.54	4.30	13.2	800	1.55	11.00	3.69	16.60	47.1	15.5	75	7.61
K287229		3.08	0.005	16	0.60	4.26	22.3	790	1.64	14.30	3.78	22.8	47.2	15.5	74	6.99
K287230		9.48	0.005	9	0.53	4.35	7.9	790	1.62	7.99	3.39	2.82	44.8	13.3	82	6.65
K287231		8.48	0.010	7	0.38	4.80	16.8	1010	1.70	7.79	3.20	3.87	58.0	11.5	81	8.33
K287232		8.95	0.006	13	0.28	4.54	5.8	750	1.56	5.72	3.56	6.96	48.1	10.8	78	5.61
K287233		9.03	<0.005	15	0.40	4.57	3.7	1350	1.57	5.38	6.52	14.95	52.2	9.7	122	4.92
K287234		8.16	<0.005	20	0.20	4.90	18.1	1680	1.56	2.01	6.37	1.84	57.1	7.4	99	4.76

***** See Appendix Page for comments regarding this certificate *****

ALS Canada Ltd.
2103 Dollarton Hwy
North Vancouver BC V7H 0A7
Phone: 604 984 0221 Fax: 604 984 0218 www.alsglobal.com

To: **SILVER RANGE RESOURCES LTD.**
C/O ARCHER, CATHRO & ASSOCIATES (1981) LIMITED
1016-510 W HASTINGS ST
VANCOUVER BC V6B 1L8

Finalized Date: 2-SEP-2012
Account: RANSIL

Project: KEG (Main - Group 1)

CERTIFICATE OF ANALYSIS WH12190093

Sample Description	Method	ME-MS61	ME-MS61	ME-MS61	ME-MS61	ME-MS61	ME-MS61	ME-MS61	ME-MS61	ME-MS61	ME-MS61	ME-MS61	ME-MS61	ME-MS61	ME-MS61	ME-MS61
	Analyte	Cu	Fe	Ga	Ge	Hf	In	K	La	Li	Mg	Mn	Mo	Na	Nb	Ni
	Units	ppm	%	ppm	ppm	ppm	ppm	%	ppm	ppm	%	ppm	ppm	%	ppm	ppm
	LOR	0.2	0.01	0.05	0.05	0.1	0.005	0.01	0.5	0.2	0.01	5	0.05	0.01	0.1	0.2
K287199		5.3	0.82	6.45	0.25	0.7	0.016	0.11	26.1	30.6	1.07	741	8.62	0.03	3.5	55.2
K287200		13.9	0.98	5.72	0.12	1.0	0.282	0.16	19.2	26.4	1.12	1080	6.58	0.03	5.3	37.8
K287201		15.4	0.92	7.41	0.16	1.1	0.090	0.03	24.8	24.5	0.24	781	11.60	0.05	4.6	73.2
K287202		769	3.36	10.50	0.20	1.5	2.27	1.84	22.3	35.5	2.16	1690	14.30	0.22	8.7	42.6
K287203		10.6	1.43	7.77	0.12	1.1	0.065	0.02	23.1	23.3	0.63	1140	12.15	0.06	7.2	66.1
K287204		7.8	1.51	9.74	0.16	1.1	0.097	0.09	26.6	26.4	1.36	1060	13.50	0.06	6.4	71.1
K287205		9.5	1.05	5.34	0.12	0.7	0.099	0.07	14.4	19.9	1.53	1460	3.97	0.03	5.2	30.5
K287206		11.7	0.98	6.99	0.18	1.1	0.144	0.03	26.7	34.9	0.59	639	12.40	0.08	6.1	65.1
K287207		11.2	1.00	7.59	0.22	1.1	0.155	0.03	29.9	37.2	0.60	658	12.20	0.09	5.5	72.5
K287208		10.1	0.70	7.53	0.21	1.0	0.177	0.04	34.7	30.2	0.35	288	16.50	0.10	1.9	98.1
K287209		19.7	1.20	5.96	0.26	1.2	0.575	0.07	29.5	33.6	0.31	245	17.35	0.09	6.2	70.8
K287210		4.2	0.59	6.76	0.16	0.8	0.103	0.01	35.6	32.9	0.25	277	13.15	0.08	1.5	94.1
K287211		4.3	1.01	9.37	0.19	1.2	0.103	0.01	39.8	24.7	0.45	816	29.0	0.06	4.3	150.5
K287212		22.4	0.85	9.14	0.20	1.3	0.122	0.04	42.5	25.1	0.36	668	23.5	0.07	3.0	106.5
K287213		1.7	0.49	0.28	0.08	<0.1	<0.005	0.04	0.6	1.2	12.70	216	0.18	0.01	0.3	2.8
K287214		50.0	1.06	6.18	0.10	1.5	0.021	1.71	23.4	26.4	2.58	801	2.20	0.12	7.2	20.2
K287215		64.0	1.14	7.60	0.12	1.7	0.027	2.77	28.5	25.4	2.77	439	5.60	0.15	8.1	28.9
K287216		55.5	1.39	8.34	0.11	1.6	0.022	2.02	23.0	13.7	2.51	390	4.07	0.39	8.3	26.7
K287217		382	3.95	13.40	0.19	2.0	0.087	2.26	27.1	52.1	2.49	247	38.3	0.36	9.3	80.9
K287218		241	2.82	12.00	0.16	1.8	0.178	1.90	21.4	28.0	1.78	236	24.6	0.37	8.2	61.5
K287219		889	7.88	12.30	0.28	1.7	5.15	0.58	21.7	16.2	5.61	581	11.50	0.29	7.9	53.3
K287220		5.2	0.51	0.31	0.08	<0.1	0.016	0.04	0.6	1.4	13.15	223	0.11	0.01	0.4	2.3
K287221		315	3.81	15.05	0.20	2.3	0.181	2.52	27.6	32.2	1.86	220	46.3	0.49	9.9	89.0
K287222		227	3.28	15.75	0.17	2.2	0.106	2.58	29.2	30.2	1.88	205	24.1	0.55	10.2	68.0
K287223		231	2.66	15.15	0.17	2.0	0.104	2.35	26.5	28.8	1.97	231	1.18	0.30	9.8	67.1
K287224		203	2.98	15.60	0.19	2.1	0.058	2.88	27.4	23.9	1.91	236	22.8	0.45	10.5	76.2
K287225		243	3.29	14.50	0.20	1.9	0.130	2.37	26.0	23.3	1.95	306	15.50	0.37	9.3	60.8
K287226		1125	5.26	11.20	0.33	1.4	9.51	1.70	23.1	38.4	2.19	1880	12.80	0.21	8.1	43.7
K287227		260	3.52	13.80	0.17	2.0	0.519	1.74	31.3	16.9	2.53	463	21.8	0.30	9.0	80.3
K287228		274	3.37	12.90	0.18	1.9	0.428	2.11	26.2	16.4	2.16	391	16.55	0.26	8.7	78.3
K287229		274	3.33	13.25	0.18	1.9	0.594	2.03	26.2	15.5	2.28	423	15.15	0.26	8.9	78.0
K287230		425	3.90	13.55	0.19	1.9	0.113	2.21	25.0	26.2	2.30	292	29.3	0.25	8.9	64.5
K287231		232	3.15	14.35	0.20	2.1	0.118	2.57	30.9	23.3	1.81	232	25.3	0.38	10.2	69.7
K287232		194.0	2.66	14.15	0.17	1.9	0.217	2.16	24.4	15.0	2.26	282	1.40	0.43	9.2	79.6
K287233		231	3.09	13.90	0.18	1.9	0.531	2.43	30.7	14.0	3.03	516	26.9	0.35	9.5	101.5
K287234		74.9	2.24	13.40	0.21	2.1	0.080	2.80	31.6	40.1	3.14	676	20.5	0.57	10.7	65.8

***** See Appendix Page for comments regarding this certificate *****

ALS Canada Ltd.
2103 Dollarton Hwy
North Vancouver BC V7H 0A7
Phone: 604 984 0221 Fax: 604 984 0218 www.alsglobal.com

To: **SILVER RANGE RESOURCES LTD.**
C/O ARCHER, CATHRO & ASSOCIATES (1981) LIMITED
1016- 510 W HASTINGS ST
VANCOUVER BC V6B 1L8

Finalized Date: 2- SEP- 2012
Account: RANSIL

Project: KEG (Main - Group 1)

CERTIFICATE OF ANALYSIS WH12190093

Sample Description	Method	ME-MS61	ME-MS61	ME-MS61	ME-MS61	ME-MS61	ME-MS61	ME-MS61	ME-MS61	ME-MS61	ME-MS61	ME-MS61	ME-MS61	ME-MS61	ME-MS61	ME-MS61
	Analyte	P	Pb	Rb	Re	S	Sb	Sc	Se	Sn	Sr	Ta	Te	Th	Ti	Tl
	Units	ppm	ppm	ppm	ppm	%	ppm	ppm	ppm	ppm	ppm	ppm	ppm	ppm	%	ppm
	LOR	10	0.5	0.1	0.002	0.01	0.05	0.1	1	0.2	0.2	0.05	0.05	0.2	0.005	0.02
K287199		7950	166.5	7.1	0.034	0.04	31.9	5.6	5	180.0	204	0.17	<0.05	3.3	0.148	0.05
K287200		5290	708	9.7	0.019	0.29	26.7	4.6	15	234	130.5	0.38	0.07	3.1	0.166	0.13
K287201		5530	378	1.6	0.037	0.09	11.20	6.4	8	234	113.0	0.30	<0.05	4.8	0.210	0.14
K287202		1100	1040	86.8	0.015	0.93	7.45	7.1	24	144.5	191.5	0.61	0.22	5.9	0.280	0.82
K287203		5870	299	0.9	0.032	0.34	36.2	5.8	6	336	140.0	0.49	<0.05	4.2	0.218	0.15
K287204		5290	275	5.4	0.040	0.08	53.3	7.2	6	190.0	171.5	0.47	0.05	4.7	0.230	0.12
K287205		3460	411	4.5	0.009	0.04	31.4	3.7	7	190.5	107.5	0.34	0.05	2.8	0.151	0.05
K287206		8010	561	1.3	0.057	0.22	24.1	7.4	13	198.5	135.0	0.44	0.06	4.6	0.227	0.19
K287207		8180	590	1.3	0.060	0.21	24.0	8.4	14	197.0	135.5	0.41	0.06	5.2	0.231	0.18
K287208		>10000	881	1.5	0.068	0.14	6.11	11.9	20	98.7	221	0.12	0.08	5.8	0.111	0.23
K287209		>10000	2110	4.4	0.046	0.93	18.65	8.0	45	330	196.0	0.39	0.22	4.5	0.213	0.49
K287210		>10000	165.0	0.5	0.050	0.10	3.32	10.7	7	54.3	170.0	0.08	<0.05	5.1	0.092	0.22
K287211		9500	166.0	0.3	0.127	0.08	14.50	13.4	7	132.5	192.5	0.36	<0.05	4.9	0.212	0.15
K287212		>10000	394	2.1	0.070	0.10	9.83	11.4	13	127.0	200	0.20	0.08	5.4	0.196	0.18
K287213		220	2.2	2.3	<0.002	0.01	0.07	0.3	1	0.5	39.0	<0.05	<0.05	<0.2	<0.005	<0.02
K287214		3520	17.4	78.8	0.011	0.11	3.93	5.6	6	118.5	259	0.50	<0.05	4.4	0.222	0.55
K287215		3620	17.4	130.5	0.036	0.12	3.08	8.1	7	16.9	355	0.60	<0.05	5.3	0.256	0.97
K287216		2110	12.2	90.0	0.028	0.25	2.57	6.4	7	11.1	310	0.61	<0.05	5.2	0.258	0.71
K287217		1250	12.4	141.5	0.061	2.00	5.57	11.1	13	15.3	285	0.68	0.33	6.8	0.290	1.61
K287218		980	12.4	107.0	0.038	1.46	3.46	10.8	9	8.6	261	0.58	0.13	6.1	0.253	1.28
K287219		980	31.6	27.7	0.021	4.16	9.21	8.8	27	35.8	368	0.56	0.44	4.9	0.239	0.36
K287220		170	1.2	3.6	<0.002	0.01	<0.05	0.2	1	0.3	39.7	<0.05	<0.05	<0.2	<0.005	0.02
K287221		1740	12.9	150.0	0.072	2.06	2.20	12.2	13	8.6	293	0.75	0.16	7.4	0.306	1.78
K287222		1010	9.7	161.0	0.037	1.58	1.26	12.1	12	8.4	224	0.74	0.13	7.9	0.323	1.92
K287223		800	8.6	151.0	0.007	1.21	1.15	12.7	9	9.7	276	0.71	0.33	7.5	0.303	1.78
K287224		900	12.4	164.5	0.033	1.50	1.60	12.5	10	7.2	292	0.72	0.15	7.7	0.325	1.76
K287225		1210	12.8	137.5	0.030	1.67	2.08	11.4	11	10.8	229	0.67	0.16	6.9	0.281	1.55
K287226		1150	2750	80.1	0.012	2.52	12.40	7.0	55	156.5	179.5	0.57	0.52	5.6	0.256	0.86
K287227		2760	14.8	98.2	0.035	1.84	2.07	11.2	11	14.7	240	0.65	0.21	6.6	0.269	1.11
K287228		1550	16.7	115.0	0.031	1.82	1.90	10.7	11	12.1	330	0.64	0.19	6.3	0.263	1.24
K287229		1540	18.9	111.5	0.025	1.80	1.90	10.8	11	13.2	337	0.63	0.23	6.4	0.265	1.21
K287230		1260	13.4	123.0	0.056	1.99	2.51	11.0	13	11.0	287	0.64	0.15	6.5	0.272	1.36
K287231		1420	11.0	142.0	0.035	1.54	2.33	12.0	11	6.8	298	0.73	0.21	7.7	0.318	1.71
K287232		670	8.2	113.5	0.008	1.21	1.59	11.8	9	12.0	291	0.66	0.12	7.2	0.289	1.30
K287233		2520	9.0	106.0	0.032	1.48	2.04	10.6	14	14.0	298	0.66	0.08	6.8	0.298	0.95
K287234		2100	8.3	146.0	0.024	0.64	2.69	10.5	10	18.2	303	0.79	0.05	9.4	0.319	1.35

***** See Appendix Page for comments regarding this certificate *****

ALS Canada Ltd.
2103 Dollarton Hwy
North Vancouver BC V7H 0A7
Phone: 604 984 0221 Fax: 604 984 0218 www.alsglobal.com

To: **SILVER RANGE RESOURCES LTD.**
C/O ARCHER, CATHRO & ASSOCIATES (1981) LIMITED
1016- 510 W HASTINGS ST
VANCOUVER BC V6B 1L8

Finalized Date: 2- SEP- 2012
Account: RANSIL

Project: KEG (Main - Group 1)

CERTIFICATE OF ANALYSIS WH12190093

Sample Description	Method	ME-MS61	ME-MS61	ME-MS61	ME-MS61	ME-MS61	ME-MS61
	Analyte	U	V	W	Y	Zn	Zr
	Units	ppm	ppm	ppm	ppm	ppm	ppm
	LOR	0.1	1	0.1	0.1	2	0.5
K287199		8.0	108	5.0	34.7	207	21.3
K287200		5.3	91	5.8	25.0	941	25.0
K287201		5.8	148	8.9	32.2	385	35.2
K287202		3.1	137	2.5	24.9	3110	47.2
K287203		5.3	144	7.7	31.4	323	31.3
K287204		6.5	165	5.4	37.4	364	29.4
K287205		2.9	70	1.7	19.7	423	19.5
K287206		8.5	153	12.3	33.2	566	28.7
K287207		9.7	158	12.2	33.1	613	27.5
K287208		14.5	202	17.7	40.0	852	31.6
K287209		13.6	162	47.9	30.5	2220	35.8
K287210		14.4	185	8.7	41.7	287	25.3
K287211		14.0	305	14.5	57.7	383	37.7
K287212		18.5	256	15.0	52.5	484	44.7
K287213		0.9	2	0.1	0.9	14	<0.5
K287214		3.5	67	2.7	29.0	66	43.5
K287215		5.3	81	6.4	40.8	109	51.5
K287216		4.0	69	0.9	32.5	63	47.0
K287217		7.5	444	8.1	35.0	122	77.3
K287218		4.7	249	1.4	28.2	366	69.3
K287219		3.9	208	6.0	31.8	7200	61.1
K287220		0.5	2	0.1	0.8	30	<0.5
K287221		10.2	627	2.2	37.2	572	85.5
K287222		4.9	320	2.4	34.9	321	76.6
K287223		2.5	95	1.4	31.8	109	71.0
K287224		6.1	392	1.5	35.0	196	82.1
K287225		4.0	255	2.9	29.9	270	69.1
K287226		3.3	126	3.6	24.1	9110	45.2
K287227		8.9	415	2.8	41.5	1040	76.2
K287228		6.3	333	5.6	32.7	897	69.6
K287229		6.5	325	2.5	33.5	1160	71.9
K287230		5.4	335	1.6	31.4	182	69.7
K287231		6.6	326	1.8	39.4	246	78.9
K287232		2.2	100	1.5	29.6	410	66.1
K287233		5.3	351	2.7	41.4	768	71.0
K287234		4.5	277	1.9	35.8	158	80.8

***** See Appendix Page for comments regarding this certificate *****

ALS Canada Ltd.
2103 Dollarton Hwy
North Vancouver BC V7H 0A7
Phone: 604 984 0221 Fax: 604 984 0218 www.alsglobal.com

To: **SILVER RANGE RESOURCES LTD.**
C/O ARCHER, CATHRO & ASSOCIATES (1981) LIMITED
1016- 510 W HASTINGS ST
VANCOUVER BC V6B 1L8

Page: Appendix 1
Total # Appendix Pages: 1
Finalized Date: 2- SEP- 2012
Account: RANSIL

Project: KEG (Main - Group 1)

CERTIFICATE OF ANALYSIS WH12190093

Method	CERTIFICATE COMMENTS
ME- MS61	Interference: Ca> 10% on ICP- MS As, ICP- AES results shown.
ME- MS61	REE's may not be totally soluble in this method.

ALS Canada Ltd.

2103 Dollarton Hwy
North Vancouver BC V7H 0A7
Phone: 604 984 0221 Fax: 604 984 0218 www.alsglobal.com

To: **SILVER RANGE RESOURCES LTD.**
C/O ARCHER, CATHRO & ASSOCIATES (1981) LIMITED
1016-510 W HASTINGS ST
VANCOUVER BC V6B 1L8

Finalized Date: 4-SEP-2012
Account: RANSIL

CERTIFICATE WH12190094

Project: KEG (Main - Group 2)

P.O. No.: Batch 69

This report is for 36 Drill Core samples submitted to our lab in Whitehorse, YT, Canada on 14-AUG-2012.

The following have access to data associated with this certificate:

MATT DUMALA	JOAN MARIACHER	HEATHER SMITH

SAMPLE PREPARATION

ALS CODE	DESCRIPTION
WEI-21	Received Sample Weight
LOG-22	Sample login - Rcd w/o BarCode
CRU-31	Fine crushing - 70%<2mm
CRU-QC	Crushing QC Test
SPL-21	Split sample - riffle splitter
PUL-QC	Pulverizing QC Test
PUL-31	Pulverize split to 85%<75 um
LOG-22d	Sample login - Rcd w/o BarCode dup
SPL-21d	Split sample - duplicate
PUL-31d	Pulverize Split - duplicate
LOG-23	Pulp Login - Rcvd with Barcode

ANALYTICAL PROCEDURES

ALS CODE	DESCRIPTION	INSTRUMENT
Au-AA24	Au 50g FA AA finish	AAS
ME-OG62	Ore Grade Elements - Four Acid	ICP-AES
Sn-XRF05	Sn-Trace Level XRF Analysis	XRF
ME-MS61	48 element four acid ICP-MS	
Zn-OG62	Ore Grade Zn - Four Acid	VARIABLE

To: **SILVER RANGE RESOURCES LTD.**
ATTN: JOAN MARIACHER
C/O ARCHER, CATHRO & ASSOCIATES (1981) LIMITED
1016-510 W HASTINGS ST
VANCOUVER BC V6B 1L8

This is the Final Report and supersedes any preliminary report with this certificate number. Results apply to samples as submitted. All pages of this report have been checked and approved for release.

***** See Appendix Page for comments regarding this certificate *****

Signature: 

Colin Ramshaw, Vancouver Laboratory Manager

ALS Canada Ltd.
2103 Dollarton Hwy
North Vancouver BC V7H 0A7
Phone: 604 984 0221 Fax: 604 984 0218 www.alsglobal.com

To: **SILVER RANGE RESOURCES LTD.**
C/O ARCHER, CATHRO & ASSOCIATES (1981) LIMITED
1016-510 W HASTINGS ST
VANCOUVER BC V6B 1L8

Finalized Date: 4-SEP-2012
Account: RANSIL

Project: KEG (Main - Group 2)

CERTIFICATE OF ANALYSIS WH12190094

Sample Description	Method	WEI-21	Au-AA24	Sn-XRF05	ME-MS61	ME-MS61	ME-MS61	ME-MS61	ME-MS61	ME-MS61	ME-MS61	ME-MS61	ME-MS61	ME-MS61	ME-MS61	ME-MS61
	Analyte	Recvd Wt.	Au	Sn	Ag	Al	As	Ba	Be	Bi	Ca	Cd	Ce	Co	Cr	Cs
	Units	kg	ppm	ppm	ppm	%	ppm	ppm	ppm	ppm	%	ppm	ppm	ppm	ppm	ppm
	LOR	0.02	0.005	5	0.01	0.01	0.2	10	0.05	0.01	0.01	0.02	0.01	0.1	1	0.05
K285269		6.47	<0.005	5	0.65	3.81	12	640	1.05	0.12	13.15	2.07	39.6	7.7	36	4.45
K285270		7.92	<0.005	17	1.03	3.40	93.5	620	0.72	0.12	8.38	1.16	41.3	6.4	34	4.70
K285271		7.54	<0.005	18	0.66	3.91	55.8	750	0.83	0.05	6.15	0.99	37.4	8.7	32	6.54
K285272		7.91	<0.005	24	0.80	4.37	184.0	700	0.95	0.09	6.67	1.83	45.2	9.1	43	8.14
K285273		0.26	<0.005	166	15.20	4.20	136.0	1520	1.29	50.9	7.84	59.5	43.1	6.6	64	5.05
K285274		7.70	<0.005	10	0.61	3.42	42	450	0.85	0.16	15.50	0.53	46.2	6.4	29	4.18
K285275		7.68	<0.005	18	0.74	3.69	42.7	540	0.82	0.11	8.76	0.67	41.4	7.3	39	5.61
K285276		6.92	<0.005	52	2.45	3.75	230	530	1.00	0.12	9.68	3.92	42.1	9.0	49	6.29
K285277		6.24	<0.005	64	9.54	3.41	28	530	0.97	0.12	11.10	5.20	38.4	7.8	56	5.19
K285278		7.70	<0.005	12	1.41	3.41	74	450	0.79	0.11	10.90	3.50	39.8	8.4	56	6.31
K285279		2.02	<0.005	<5	0.01	0.17	<5	30	0.10	0.03	21.2	0.08	1.45	0.8	<1	0.32
K285280		7.52	<0.005	13	1.42	4.18	148.5	580	1.28	0.16	9.68	4.40	46.5	8.2	63	6.60
K285281		6.85	<0.005	14	2.00	3.59	378	600	0.87	0.19	8.66	3.25	49.5	14.4	55	3.50
K285282		7.12	<0.005	31	2.15	4.80	103.0	650	1.46	0.16	5.19	3.66	48.1	7.9	54	5.35
K285283		6.02	<0.005	50	5.05	4.13	1465	850	0.97	0.10	7.10	7.57	47.9	9.8	54	5.08
K285284		6.76	<0.005	72	3.38	4.20	249	860	0.79	0.27	7.11	5.04	44.4	8.0	46	5.86
K285285		4.53	<0.005	59	1.50	4.34	721	610	1.04	0.11	8.39	2.90	39.8	8.9	46	5.49
K285286		0.26	0.015	267	22.5	3.90	1140	340	1.06	91.6	8.01	305	44.4	12.3	53	4.24
K285287		6.16	<0.005	40	4.39	5.36	57.9	340	1.38	0.86	3.84	7.17	48.4	15.8	55	7.73
K285288		4.86	<0.005	36	10.85	4.65	539	640	1.22	0.61	8.11	8.73	46.7	14.5	42	4.41
K285289		7.71	<0.005	14	4.58	4.01	397	580	1.02	0.49	12.50	10.05	41.2	10.3	37	3.85
K285290		2.20	<0.005	<5	0.01	0.05	<5	80	<0.05	0.03	21.6	0.09	1.02	0.7	<1	0.12
K285291		7.06	<0.005	11	0.98	3.83	19	720	0.89	0.22	10.25	3.66	41.7	7.7	40	4.04
K285292		7.40	<0.005	26	7.38	5.31	60.6	770	1.43	1.03	6.82	19.65	54.2	10.5	59	7.11
K285293		7.08	<0.005	41	1.64	3.36	97	900	0.87	0.68	10.50	1.27	38.4	5.8	42	3.17
K285294		6.98	<0.005	10	0.68	3.88	11.7	600	1.09	0.10	9.37	1.49	44.9	7.6	56	3.44
K285295		7.91	<0.005	17	0.72	4.28	23.2	760	1.06	0.11	8.71	1.03	46.7	7.8	52	5.27
K285296		7.26	<0.005	16	0.73	4.30	65.3	590	1.27	0.11	7.51	1.28	54.1	9.2	58	5.63
K285297		3.14	<0.005	15	0.70	4.16	41.1	550	1.14	0.11	7.85	0.91	53.5	8.3	54	5.27
K285298		7.71	<0.005	17	0.45	4.34	44.5	540	1.22	0.14	6.19	0.87	50.6	8.6	62	4.36
K285299		7.25	<0.005	13	0.39	4.03	91.4	530	0.90	0.09	5.70	0.41	49.5	7.4	46	3.58
K285300		7.42	<0.005	17	0.48	4.80	103.5	650	1.25	0.14	4.61	0.28	51.2	6.8	60	3.80
K285301		<0.02	<0.005	17	0.43	4.64	104.5	630	1.25	0.13	4.47	0.29	49.9	6.6	61	3.68
K285302		7.09	<0.005	27	0.43	4.82	640	630	1.34	0.12	4.92	0.48	52.9	8.3	58	3.68
K285303		7.77	<0.005	92	0.30	4.35	1300	890	1.31	0.04	4.80	<0.02	50.9	9.0	51	3.95
K285304		7.45	<0.005	28	0.32	4.74	360	680	1.41	0.06	5.19	0.06	55.6	7.9	52	4.13

***** See Appendix Page for comments regarding this certificate *****

ALS Canada Ltd.
2103 Dollarton Hwy
North Vancouver BC V7H 0A7
Phone: 604 984 0221 Fax: 604 984 0218 www.alsglobal.com

To: **SILVER RANGE RESOURCES LTD.**
C/O ARCHER, CATHRO & ASSOCIATES (1981) LIMITED
1016-510 W HASTINGS ST
VANCOUVER BC V6B 1L8

Finalized Date: 4-SEP-2012
Account: RANSIL

Project: KEG (Main - Group 2)

CERTIFICATE OF ANALYSIS WH12190094

Sample Description	Method	ME-MS61	ME-MS61	ME-MS61	ME-MS61	ME-MS61	ME-MS61	ME-MS61	ME-MS61	ME-MS61	ME-MS61	ME-MS61	ME-MS61	ME-MS61	ME-MS61	ME-MS61
	Analyte	Cu	Fe	Ga	Ge	Hf	In	K	La	Li	Mg	Mn	Mo	Na	Nb	Ni
	Units	ppm	%	ppm	ppm	ppm	ppm	%	ppm	ppm	%	ppm	ppm	%	ppm	ppm
	LOR	0.2	0.01	0.05	0.05	0.1	0.005	0.01	0.5	0.2	0.01	5	0.05	0.01	0.1	0.2
K285269		22.8	1.37	8.51	0.14	1.4	0.018	2.04	22.2	19.5	1.89	510	2.06	0.76	6.7	45.4
K285270		24.6	1.21	7.52	0.17	1.5	0.015	2.29	20.6	20.0	1.81	411	1.22	0.55	6.4	40.6
K285271		27.3	1.22	8.02	0.16	1.5	<0.005	2.77	17.6	24.6	1.63	319	0.79	0.34	6.7	56.3
K285272		33.8	1.65	9.79	0.17	1.8	0.030	2.78	22.7	35.2	2.04	325	1.59	0.30	8.5	56.3
K285273		783	3.32	12.05	0.24	1.5	2.19	1.80	22.7	39.3	2.19	1740	14.40	0.22	8.3	48.7
K285274		22.7	1.48	7.47	0.16	1.4	0.021	1.72	26.0	17.2	1.93	589	2.49	0.44	6.1	32.3
K285275		28.5	1.55	8.15	0.15	1.7	0.017	2.06	20.8	25.0	2.57	429	2.14	0.18	7.2	47.4
K285276		51.1	1.68	8.19	0.12	1.6	0.047	1.70	21.5	31.1	2.93	492	2.54	0.15	7.2	72.0
K285277		91.6	1.70	8.25	0.11	1.6	0.025	1.69	20.0	30.4	2.79	489	2.84	0.36	6.1	65.7
K285278		42.2	1.71	8.83	0.10	1.7	0.060	1.81	20.8	37.4	3.04	468	4.21	0.30	7.4	71.4
K285279		2.2	0.47	0.50	<0.05	<0.1	<0.005	0.07	0.7	1.8	12.80	219	0.18	0.04	0.5	2.2
K285280		41.2	1.84	10.65	0.11	1.7	0.064	1.98	23.5	37.8	2.43	411	4.09	0.46	8.2	55.7
K285281		41.4	1.75	7.64	0.13	1.8	0.047	2.20	24.1	19.5	2.40	427	4.40	0.45	8.1	98.2
K285282		54.7	1.89	11.40	0.11	2.1	0.053	2.79	22.6	40.0	2.39	341	3.35	0.53	9.4	62.2
K285283		86.1	1.93	9.19	0.12	1.9	0.150	3.50	24.2	24.5	2.43	459	3.19	0.21	8.6	69.2
K285284		60.9	1.81	10.00	0.13	2.3	0.036	2.70	21.0	31.7	2.55	805	2.40	0.18	8.3	54.3
K285285		92.8	2.30	11.15	0.11	1.7	0.009	2.64	20.8	26.8	2.27	1020	23.0	0.21	8.2	42.5
K285286		1930	5.74	11.65	0.18	1.2	22.9	1.39	21.6	32.1	2.07	2700	15.40	0.17	8.1	47.6
K285287		247	7.70	12.70	0.17	2.2	0.091	3.20	23.2	43.3	1.77	529	27.6	0.43	10.7	60.5
K285288		140.0	5.28	11.05	0.14	1.9	0.089	2.37	23.7	44.3	1.65	685	40.7	0.55	9.6	102.5
K285289		76.8	3.18	9.38	0.12	1.6	0.090	2.08	20.8	36.9	1.37	488	31.6	0.51	7.6	71.7
K285290		2.0	0.50	0.17	0.06	<0.1	<0.005	0.02	0.5	1.1	12.95	225	0.20	<0.01	0.1	2.0
K285291		35.2	1.82	7.98	0.10	1.7	0.028	2.19	21.4	38.4	1.24	327	20.6	0.63	7.5	60.3
K285292		74.3	2.91	12.90	0.17	2.8	0.177	2.39	24.6	33.2	1.96	417	3.16	0.56	10.8	62.3
K285293		39.4	1.57	6.85	0.10	1.4	0.005	2.26	19.4	12.6	2.93	616	2.98	0.21	6.3	48.8
K285294		43.7	1.87	8.70	0.13	1.6	0.028	2.17	22.2	17.6	2.84	417	4.08	0.46	7.2	60.6
K285295		53.1	2.06	10.45	0.11	1.7	0.027	2.70	23.6	42.2	2.25	372	4.58	0.36	8.6	57.0
K285296		51.3	2.06	10.95	0.11	2.1	0.012	2.61	26.3	36.4	2.25	355	3.88	0.27	9.1	61.9
K285297		46.7	1.97	9.98	0.12	1.9	0.023	2.45	25.6	32.1	2.29	358	3.63	0.28	8.5	58.2
K285298		58.3	2.03	10.50	0.09	1.9	0.023	2.33	24.6	29.7	2.50	368	2.68	0.50	8.4	60.2
K285299		47.3	1.91	9.23	0.11	1.6	0.032	2.56	23.9	27.5	2.49	385	1.40	0.36	7.9	46.7
K285300		52.3	1.99	11.70	0.12	2.0	0.020	3.41	25.7	28.7	2.62	329	1.36	0.50	10.2	49.9
K285301		50.1	1.91	10.95	0.11	2.1	0.018	3.26	24.5	27.8	2.54	319	1.34	0.48	9.7	49.2
K285302		54.5	1.99	11.50	0.12	2.0	0.009	3.41	24.8	21.6	2.62	353	1.71	0.53	10.2	55.7
K285303		50.3	1.80	10.00	0.16	1.9	<0.005	4.19	23.7	14.2	3.13	441	1.48	0.28	9.1	50.5
K285304		44.3	1.98	11.65	0.12	2.0	0.022	3.43	25.4	19.2	3.01	440	1.40	0.47	9.7	52.8

***** See Appendix Page for comments regarding this certificate *****

ALS Canada Ltd.
2103 Dollarton Hwy
North Vancouver BC V7H 0A7
Phone: 604 984 0221 Fax: 604 984 0218 www.alsglobal.com

To: **SILVER RANGE RESOURCES LTD.**
C/O ARCHER, CATHRO & ASSOCIATES (1981) LIMITED
1016-510 W HASTINGS ST
VANCOUVER BC V6B 1L8

Finalized Date: 4-SEP-2012
Account: RANSIL

Project: KEG (Main - Group 2)

CERTIFICATE OF ANALYSIS WH12190094

Sample Description	Method	ME-MS61	ME-MS61	ME-MS61	ME-MS61	ME-MS61	ME-MS61	ME-MS61	ME-MS61	ME-MS61	ME-MS61	ME-MS61	ME-MS61	ME-MS61	ME-MS61	ME-MS61
	Analyte	P	Pb	Rb	Re	S	Sb	Sc	Se	Sn	Sr	Ta	Te	Th	Ti	Tl
	Units	ppm	ppm	ppm	ppm	%	ppm	ppm	ppm	ppm	ppm	ppm	ppm	ppm	%	ppm
	LOR	10	0.5	0.1	0.002	0.01	0.05	0.1	1	0.2	0.2	0.05	0.05	0.2	0.005	0.02
K285269		780	29.1	91.3	0.013	0.60	2.72	6.1	8	6.9	361	0.51	<0.05	5.3	0.234	1.13
K285270		720	94.7	104.5	0.011	0.46	1.73	5.4	7	16.3	195.5	0.50	0.07	5.7	0.245	1.30
K285271		520	46.2	135.5	0.008	0.39	1.64	5.7	4	17.7	203	0.51	<0.05	5.8	0.257	1.71
K285272		690	78.8	157.5	0.010	0.61	1.87	7.6	5	22.0	256	0.68	0.05	6.9	0.315	2.09
K285273		1150	1075	91.8	0.017	1.00	8.69	8.0	26	155.0	208	0.59	0.31	6.3	0.289	0.92
K285274		740	36.2	78.8	0.012	0.56	1.32	5.2	5	7.8	337	0.45	0.06	4.9	0.219	0.97
K285275		790	50.1	101.0	0.017	0.48	2.13	6.4	8	16.1	247	0.56	<0.05	6.1	0.263	1.39
K285276		1000	409	116.0	0.018	0.64	3.64	6.9	14	50.0	258	0.50	<0.05	5.5	0.245	1.60
K285277		1110	936	74.7	0.025	0.59	8.17	6.7	17	65.8	239	0.44	<0.05	4.7	0.215	1.11
K285278		1000	107.5	82.3	0.024	0.53	2.69	7.0	11	8.2	250	0.51	0.05	5.1	0.244	0.98
K285279		240	2.2	3.6	<0.002	<0.01	0.08	0.3	2	0.3	50.2	<0.05	<0.05	0.2	0.005	0.06
K285280		1030	88.5	95.9	0.015	0.72	5.84	8.0	14	10.3	283	0.57	<0.05	6.0	0.275	1.47
K285281		1020	194.5	109.5	0.024	0.80	4.53	7.3	15	12.8	293	0.57	0.05	5.9	0.264	1.33
K285282		600	277	148.5	0.016	0.94	5.78	8.9	13	27.0	215	0.67	<0.05	7.3	0.320	2.10
K285283		1030	1105	188.0	0.021	0.89	8.11	7.9	16	46.5	295	0.60	0.13	6.4	0.290	2.69
K285284		760	569	194.0	0.013	0.64	5.12	7.8	21	66.3	259	0.60	<0.05	6.1	0.282	2.78
K285285		600	119.0	183.0	0.038	1.28	4.31	7.4	10	55.3	290	0.56	0.14	5.3	0.268	2.49
K285286		850	1560	65.9	0.023	2.80	7.85	6.7	50	226	156.5	0.55	0.52	5.1	0.262	0.69
K285287		690	386	210	0.048	5.15	8.24	10.3	18	31.0	339	0.76	<0.05	7.2	0.363	3.91
K285288		690	1510	134.5	0.054	3.35	16.15	9.0	23	29.1	315	0.63	0.34	6.3	0.317	2.67
K285289		670	753	108.5	0.046	1.77	6.87	6.9	22	12.9	322	0.53	0.24	5.2	0.257	1.84
K285290		170	3.4	1.2	<0.002	0.01	0.05	0.3	1	0.4	41.7	<0.05	<0.05	<0.2	<0.005	0.02
K285291		640	112.5	112.0	0.036	0.89	5.24	6.2	9	5.4	319	0.56	<0.05	5.8	0.267	2.26
K285292		780	1100	140.5	0.017	1.66	9.39	10.1	39	23.7	335	0.73	0.08	7.7	0.335	2.50
K285293		890	235	109.5	0.014	0.63	2.91	6.0	13	34.1	290	0.45	<0.05	4.6	0.215	1.48
K285294		1140	30.5	101.5	0.019	0.59	3.09	7.2	11	9.5	300	0.52	<0.05	5.6	0.244	1.24
K285295		810	31.2	146.0	0.017	0.64	4.02	8.6	12	12.6	340	0.58	<0.05	6.5	0.285	1.73
K285296		920	14.7	128.0	0.017	0.68	4.72	9.1	11	16.3	305	0.59	0.05	7.0	0.299	1.47
K285297		990	13.7	121.0	0.018	0.65	3.82	8.4	11	14.2	275	0.59	<0.05	6.7	0.281	1.39
K285298		1080	15.1	114.5	0.021	0.91	3.82	8.9	11	12.5	289	0.60	<0.05	6.4	0.273	1.30
K285299		810	9.7	114.0	0.013	0.40	2.43	8.1	5	10.3	240	0.55	<0.05	5.8	0.260	1.31
K285300		830	13.9	150.5	0.010	0.66	4.07	10.7	6	14.9	257	0.69	<0.05	7.2	0.328	1.64
K285301		810	13.1	146.0	0.010	0.64	3.61	10.2	6	14.7	249	0.67	<0.05	6.8	0.315	1.64
K285302		750	19.3	152.5	0.012	0.76	2.58	10.2	9	21.6	271	0.70	<0.05	7.4	0.332	1.76
K285303		730	10.5	203	0.010	0.71	2.13	9.1	7	60.4	236	0.66	0.06	6.7	0.298	2.21
K285304		750	9.5	160.0	0.009	0.62	2.02	10.0	7	23.5	273	0.65	<0.05	7.2	0.310	1.94

***** See Appendix Page for comments regarding this certificate *****

ALS Canada Ltd.
2103 Dollarton Hwy
North Vancouver BC V7H 0A7
Phone: 604 984 0221 Fax: 604 984 0218 www.alsglobal.com

To: **SILVER RANGE RESOURCES LTD.**
C/ O ARCHER, CATHRO & ASSOCIATES (1981) LIMITED
1016- 510 W HASTINGS ST
VANCOUVER BC V6B 1L8

Finalized Date: 4- SEP- 2012
Account: RANSIL

Project: KEG (Main - Group 2)

CERTIFICATE OF ANALYSIS WH12190094

Sample Description	Method	ME-MS61	ME-MS61	ME-MS61	ME-MS61	ME-MS61	ME-MS61	Zn-OG62
	Analyte	U	V	W	Y	Zn	Zr	Zn
	Units	ppm	ppm	ppm	ppm	ppm	ppm	%
	LOR	0.1	1	0.1	0.1	2	0.5	0.001
K285269		2.2	57	0.8	21.4	161	52.8	
K285270		2.3	46	0.8	21.4	170	55.7	
K285271		2.1	43	0.9	19.0	208	52.7	
K285272		2.6	64	1.1	22.9	298	61.2	
K285273		3.2	138	2.5	26.3	3190	54.0	
K285274		2.2	45	0.7	22.3	108	47.9	
K285275		2.6	57	1.0	23.2	184	55.9	
K285276		3.4	75	1.1	22.0	523	55.3	
K285277		3.1	76	0.9	22.2	697	48.1	
K285278		3.1	86	1.0	22.3	428	54.2	
K285279		0.5	2	0.1	1.0	15	0.8	
K285280		3.4	90	1.1	22.9	351	57.9	
K285281		3.6	80	1.1	25.2	494	59.2	
K285282		2.7	81	1.1	22.7	379	121.0	
K285283		3.4	82	1.2	24.8	812	61.5	
K285284		2.8	78	1.1	22.0	563	70.2	
K285285		3.6	117	4.8	19.1	302	60.1	
K285286		2.9	109	4.9	20.8	>10000	35.6	1.420
K285287		4.5	116	1.9	24.9	686	75.9	
K285288		5.7	122	2.3	26.6	813	72.2	
K285289		4.1	189	1.5	21.6	805	58.2	
K285290		0.5	2	0.1	0.7	16	<0.5	
K285291		3.5	202	1.1	20.8	310	56.5	
K285292		3.5	84	2.6	26.6	1510	82.2	
K285293		3.4	71	0.8	20.5	169	49.3	
K285294		4.0	97	0.9	23.2	190	57.1	
K285295		3.5	95	1.3	22.8	142	62.4	
K285296		3.5	94	1.2	27.3	155	70.0	
K285297		3.6	90	1.1	25.8	130	64.9	
K285298		3.4	94	1.1	25.5	133	66.0	
K285299		2.7	69	1.1	24.3	100	57.7	
K285300		2.7	90	1.2	25.7	68	72.5	
K285301		2.7	86	1.1	25.1	70	68.1	
K285302		3.0	86	1.3	25.6	109	79.7	
K285303		2.6	77	1.0	25.1	72	65.8	
K285304		2.7	79	1.3	27.1	83	73.6	

***** See Appendix Page for comments regarding this certificate *****

ALS Canada Ltd.
2103 Dollarton Hwy
North Vancouver BC V7H 0A7
Phone: 604 984 0221 Fax: 604 984 0218 www.alsglobal.com

To: **SILVER RANGE RESOURCES LTD.**
C/O ARCHER, CATHRO & ASSOCIATES (1981) LIMITED
1016- 510 W HASTINGS ST
VANCOUVER BC V6B 1L8

Page: Appendix 1
Total # Appendix Pages: 1
Finalized Date: 4- SEP- 2012
Account: RANSIL

Project: KEG (Main - Group 2)

CERTIFICATE OF ANALYSIS WH12190094

Method	CERTIFICATE COMMENTS
ME- MS61	Interference: Ca> 10% on ICP- MS As, ICP- AES results shown.
ME- MS61	REE's may not be totally soluble in this method.

ALS Canada Ltd.

2103 Dollarton Hwy
North Vancouver BC V7H 0A7
Phone: 604 984 0221 Fax: 604 984 0218 www.alsglobal.com

To: **SILVER RANGE RESOURCES LTD.**
C/O ARCHER, CATHRO & ASSOCIATES (1981) LIMITED
1016-510 W HASTINGS ST
VANCOUVER BC V6B 1L8

Finalized Date: 31-AUG-2012
Account: RANSIL

CERTIFICATE WH12190095

Project: KEG (Main - Group 2)

P.O. No.: Batch 70

This report is for 36 Drill Core samples submitted to our lab in Whitehorse, YT, Canada on 14-AUG-2012.

The following have access to data associated with this certificate:

MATT DUMALA	JOAN MARIACHER	HEATHER SMITH

SAMPLE PREPARATION

ALS CODE	DESCRIPTION
WEI-21	Received Sample Weight
LOG-22	Sample login - Rcd w/o BarCode
CRU-31	Fine crushing - 70%<2mm
CRU-QC	Crushing QC Test
SPL-21	Split sample - riffle splitter
PUL-QC	Pulverizing QC Test
PUL-31	Pulverize split to 85%<75 um
LOG-22d	Sample login - Rcd w/o BarCode dup
SPL-21d	Split sample - duplicate
PUL-31d	Pulverize Split - duplicate
LOG-23	Pulp Login - Rcvd with Barcode

ANALYTICAL PROCEDURES

ALS CODE	DESCRIPTION	INSTRUMENT
Au-AA24	Au 50g FA AA finish	AAS
ME-OG62	Ore Grade Elements - Four Acid	ICP-AES
Sn-XRF05	Sn-Trace Level XRF Analysis	XRF
ME-MS61	48 element four acid ICP-MS	
Zn-OG62	Ore Grade Zn - Four Acid	VARIABLE

To: **SILVER RANGE RESOURCES LTD.**
ATTN: JOAN MARIACHER
C/O ARCHER, CATHRO & ASSOCIATES (1981) LIMITED
1016-510 W HASTINGS ST
VANCOUVER BC V6B 1L8

This is the Final Report and supersedes any preliminary report with this certificate number. Results apply to samples as submitted. All pages of this report have been checked and approved for release.

***** See Appendix Page for comments regarding this certificate *****

Signature: 

Colin Ramshaw, Vancouver Laboratory Manager

ALS Canada Ltd.
2103 Dollarton Hwy
North Vancouver BC V7H 0A7
Phone: 604 984 0221 Fax: 604 984 0218 www.alsglobal.com

To: **SILVER RANGE RESOURCES LTD.**
C/O ARCHER, CATHRO & ASSOCIATES (1981) LIMITED
1016-510 W HASTINGS ST
VANCOUVER BC V6B 1L8

Finalized Date: 31-AUG-2012
Account: RANSIL

Project: KEG (Main - Group 2)

CERTIFICATE OF ANALYSIS WH12190095

Sample Description	Method	WEI-21	Au-AA24	Sn-XRF05	ME-MS61	ME-MS61	ME-MS61	ME-MS61	ME-MS61	ME-MS61	ME-MS61	ME-MS61	ME-MS61	ME-MS61	ME-MS61	ME-MS61
	Analyte	Recvd Wt.	Au	Sn	Ag	Al	As	Ba	Be	Bi	Ca	Cd	Ce	Co	Cr	Cs
	Units	kg	ppm	ppm	ppm	%	ppm	ppm	ppm	ppm	%	ppm	ppm	ppm	ppm	ppm
	LOR	0.02	0.005	5	0.01	0.01	0.2	10	0.05	0.01	0.01	0.02	0.01	0.1	1	0.05
K285305		6.37	<0.005	79	0.95	4.46	822	1040	1.12	0.13	5.98	0.21	48.7	7.5	61	5.66
K285306		6.52	<0.005	80	2.33	4.99	542	850	1.43	0.47	4.83	2.32	54.9	10.0	70	5.64
K285307		2.43	<0.005	33	5.45	5.56	129.5	740	1.82	1.10	4.31	6.51	74.4	12.3	133	7.05
K285308		3.76	<0.005	<5	0.02	0.09	5	30	0.08	0.02	20.9	0.07	1.36	1.4	<1	0.25
K285309		4.81	<0.005	35	0.33	4.84	91.0	610	1.58	0.06	4.50	0.07	57.8	9.5	80	6.54
K285310		6.38	<0.005	40	0.54	4.18	284	720	1.42	0.09	8.52	0.26	45.8	7.5	53	5.17
K285311		6.93	<0.005	302	0.46	3.94	125.0	550	1.02	0.08	6.35	0.13	47.2	5.9	43	4.13
K285312		7.30	<0.005	72	0.77	4.54	300	660	1.36	0.16	5.40	2.18	48.0	6.0	49	5.07
K285313		3.40	<0.005	80	0.71	4.43	211	650	1.36	0.13	5.59	0.34	49.8	6.4	54	5.07
K285314		6.12	<0.005	44	0.67	4.24	316	590	1.19	0.13	5.22	1.18	54.1	6.6	50	5.47
K285315		6.43	<0.005	47	1.04	4.11	62.7	760	1.03	0.21	5.36	25.5	49.6	7.1	50	8.16
K285316		4.90	<0.005	17	1.97	5.04	34.5	470	1.43	0.20	5.58	3.63	47.3	6.2	51	15.70
K285317		5.35	<0.005	9	1.47	4.62	68.4	510	1.25	0.21	6.49	5.03	51.3	6.9	51	6.52
K285318		7.50	<0.005	27	1.24	5.05	25.9	630	1.52	0.21	4.94	1.98	56.2	7.2	65	4.69
K285319		7.67	<0.005	91	3.54	3.95	65.4	810	1.13	0.18	7.31	7.92	45.8	5.5	52	4.41
K285320		6.29	0.005	70	1.13	4.29	207	890	1.06	0.13	5.57	1.21	47.0	8.9	58	5.01
K285321		0.26	0.024	275	22.2	3.83	1030	360	1.07	87.6	8.24	303	42.1	12.4	49	4.94
K285322		7.07	<0.005	147	0.72	4.18	316	900	1.17	0.12	4.17	<0.5	43.0	6.8	42	5.39
K285323		6.64	<0.005	71	0.79	4.80	140.5	850	1.51	0.11	4.78	1.06	55.3	6.5	47	5.24
K285324		5.62	<0.005	15	0.60	5.02	83.7	910	1.62	0.22	2.21	1.05	48.5	8.3	58	12.65
K285325		<0.02	<0.005	16	0.62	4.99	78.0	910	1.58	0.21	2.18	1.14	48.9	8.2	59	12.55
K285326		7.15	<0.005	8	0.51	5.56	189.0	730	1.96	0.16	2.01	0.21	52.9	9.9	61	13.05
K285327		7.00	<0.005	14	0.42	6.92	585	830	2.02	0.16	1.87	0.67	66.8	12.5	74	12.75
K285328		7.69	<0.005	24	0.27	6.77	81.1	700	1.14	0.08	1.09	12.25	121.5	7.3	35	9.08
K285329		7.16	<0.005	10	0.28	7.22	19.9	1090	1.89	0.15	1.51	0.42	76.9	9.1	72	17.35
K285330		7.06	<0.005	8	0.20	7.33	26.6	1110	2.07	0.19	1.10	0.46	80.8	10.4	74	20.5
K285331		0.26	0.005	170	13.85	4.12	122.0	1470	1.16	50.7	7.92	58.7	45.2	6.4	63	5.85
K285332		7.27	<0.005	17	0.33	7.48	73.6	1960	2.08	0.22	0.71	1.68	78.5	10.6	74	16.85
K285333		6.68	<0.005	30	0.19	6.69	375	1530	1.85	0.08	1.18	0.62	69.1	9.1	61	12.40
K285334		7.12	<0.005	5	0.23	6.04	10.4	660	1.68	0.09	1.31	0.67	72.5	8.7	62	14.95
K285335		7.63	0.005	6	0.44	7.17	10.0	1690	2.16	0.30	0.76	4.47	74.0	9.7	75	17.40
K285336		7.28	0.007	6	0.82	7.40	20.3	1550	2.26	0.45	0.67	4.75	81.8	11.5	77	15.30
K285337		7.32	<0.005	7	0.31	6.89	7.8	1200	1.98	0.20	0.97	1.32	77.1	9.2	67	16.50
K285338		2.48	<0.005	<5	0.01	0.14	<5	50	0.08	0.03	20.4	0.07	1.25	1.5	1	0.37
K285339		7.50	<0.005	5	0.30	5.89	8.3	790	1.61	0.14	1.27	1.11	68.9	7.6	58	15.00
K285340		7.21	<0.005	<5	0.26	7.55	14.3	1030	2.06	0.25	1.00	0.63	84.6	10.7	75	20.2

***** See Appendix Page for comments regarding this certificate *****

ALS Canada Ltd.
2103 Dollarton Hwy
North Vancouver BC V7H 0A7
Phone: 604 984 0221 Fax: 604 984 0218 www.alsglobal.com

To: **SILVER RANGE RESOURCES LTD.**
C/O ARCHER, CATHRO & ASSOCIATES (1981) LIMITED
1016-510 W HASTINGS ST
VANCOUVER BC V6B 1L8

Finalized Date: 31-AUG-2012
Account: RANSIL

Project: KEG (Main - Group 2)

CERTIFICATE OF ANALYSIS WH12190095

Sample Description	Method	ME-MS61	ME-MS61	ME-MS61	ME-MS61	ME-MS61	ME-MS61	ME-MS61	ME-MS61	ME-MS61	ME-MS61	ME-MS61	ME-MS61	ME-MS61	ME-MS61	ME-MS61
	Analyte	Cu	Fe	Ga	Ge	Hf	In	K	La	Li	Mg	Mn	Mo	Na	Nb	Ni
	Units	ppm	%	ppm	ppm	ppm	ppm	%	ppm	ppm	%	ppm	ppm	%	ppm	ppm
	LOR	0.2	0.01	0.05	0.05	0.1	0.005	0.01	0.5	0.2	0.01	5	0.05	0.01	0.1	0.2
K285305		57.3	1.60	11.95	0.17	2.0	0.023	4.04	24.9	22.8	2.12	520	2.40	0.27	9.3	56.2
K285306		97.6	2.23	12.95	0.22	2.2	0.052	3.46	28.1	28.7	2.38	355	2.35	0.34	10.8	75.1
K285307		79.7	2.14	14.65	0.30	2.5	0.132	3.70	39.3	33.4	2.34	262	5.27	0.54	11.7	94.1
K285308		2.1	0.47	0.39	0.22	<0.1	0.006	0.04	0.7	1.3	12.55	218	0.25	0.01	0.6	3.2
K285309		56.7	1.71	12.60	0.20	2.1	0.012	3.19	30.0	37.9	2.35	269	3.24	0.55	9.5	69.7
K285310		59.1	2.17	10.75	0.18	1.8	0.020	2.97	24.4	19.0	2.82	460	2.29	0.34	8.5	45.1
K285311		51.6	1.79	10.20	0.15	1.8	0.035	3.36	24.3	15.3	3.23	472	1.86	0.29	8.5	40.2
K285312		66.9	2.03	12.55	0.18	2.0	0.068	3.56	24.8	18.3	3.26	458	1.86	0.46	9.6	40.5
K285313		69.4	2.07	12.45	0.21	2.0	0.034	3.61	25.7	18.0	3.35	482	2.24	0.43	9.5	44.5
K285314		63.0	1.81	11.05	0.20	1.8	0.040	2.97	26.9	24.3	2.28	322	1.80	0.50	8.4	51.6
K285315		90.1	2.20	11.95	0.23	1.8	0.562	3.00	25.3	31.7	2.40	370	1.78	0.15	8.3	43.8
K285316		37.7	1.45	12.90	0.25	1.9	0.069	2.29	23.9	16.4	2.26	288	1.89	0.17	8.8	38.2
K285317		48.9	1.97	12.15	0.23	2.2	0.112	2.58	25.9	20.1	2.73	395	2.19	0.57	9.3	39.3
K285318		64.2	2.03	13.75	0.25	2.3	0.060	2.99	28.7	17.1	2.48	291	2.13	0.73	11.1	52.5
K285319		77.3	2.22	10.35	0.20	1.9	0.169	3.36	24.2	22.1	3.47	518	1.50	0.26	8.8	40.9
K285320		140.0	3.44	11.30	0.25	1.9	0.091	3.45	24.4	38.5	2.74	439	2.75	0.24	9.2	46.8
K285321		1850	5.74	12.55	0.36	1.3	23.1	1.40	23.3	25.8	2.07	2650	16.45	0.16	8.6	50.8
K285322		127.0	2.60	11.20	0.20	1.9	0.039	3.53	21.1	23.7	2.31	354	0.89	0.26	9.3	29.1
K285323		116.5	2.58	13.60	0.21	2.2	0.039	3.31	27.0	38.8	2.90	408	0.79	0.36	10.9	33.7
K285324		60.3	2.07	14.40	0.20	1.9	0.024	2.62	26.5	43.1	1.21	125	13.00	0.21	9.6	61.5
K285325		61.0	2.02	14.20	0.21	1.9	0.025	2.62	26.5	42.2	1.19	120	13.05	0.21	9.6	60.7
K285326		60.8	2.18	14.65	0.21	1.9	0.009	2.88	30.3	55.7	1.08	68	21.0	0.20	10.5	69.8
K285327		53.4	2.19	19.95	0.22	2.5	0.031	3.70	35.9	41.6	1.03	69	6.09	0.18	13.5	54.8
K285328		40.3	1.48	18.45	0.24	1.6	0.048	3.96	61.3	31.4	0.48	34	1.74	0.14	15.9	30.1
K285329		33.9	2.67	21.9	0.22	2.6	0.040	3.36	40.5	66.9	1.22	110	2.13	0.25	15.4	38.5
K285330		38.8	3.41	21.8	0.24	2.6	0.047	3.14	43.5	61.2	1.30	156	1.93	0.46	14.5	43.9
K285331		749	3.27	12.40	0.27	1.6	2.35	1.83	24.6	31.6	2.14	1680	15.45	0.21	9.7	49.9
K285332		36.6	2.99	22.0	0.22	2.5	0.056	3.74	41.9	53.9	1.22	110	1.97	0.41	14.6	46.0
K285333		26.5	1.83	18.65	0.18	2.4	0.028	3.89	35.9	48.1	1.11	72	1.27	0.54	13.8	40.2
K285334		29.4	2.76	16.80	0.20	2.4	0.030	2.03	37.9	56.2	1.30	161	1.35	0.67	11.6	33.9
K285335		39.5	3.05	21.7	0.22	2.6	0.083	3.18	39.0	55.2	1.24	161	2.83	0.47	14.3	44.9
K285336		55.8	3.50	21.8	0.24	2.6	0.080	3.21	43.7	53.9	1.19	154	3.52	0.43	14.6	52.7
K285337		30.3	2.79	19.45	0.21	2.5	0.045	2.74	41.1	54.1	1.20	173	1.90	0.60	13.4	40.1
K285338		1.7	0.47	0.51	0.20	<0.1	0.005	0.07	0.6	1.4	12.25	207	0.22	0.01	0.4	4.3
K285339		26.9	2.61	15.75	0.22	2.4	0.036	2.00	36.0	52.9	1.19	177	1.42	0.67	11.0	32.5
K285340		37.2	3.17	21.1	0.23	2.7	0.049	3.22	44.9	52.3	1.30	192	2.06	0.52	14.4	44.2

***** See Appendix Page for comments regarding this certificate *****

ALS Canada Ltd.
2103 Dollarton Hwy
North Vancouver BC V7H 0A7
Phone: 604 984 0221 Fax: 604 984 0218 www.alsglobal.com

To: **SILVER RANGE RESOURCES LTD.**
C/O ARCHER, CATHRO & ASSOCIATES (1981) LIMITED
1016-510 W HASTINGS ST
VANCOUVER BC V6B 1L8

Finalized Date: 31-AUG-2012
Account: RANSIL

Project: KEG (Main - Group 2)

CERTIFICATE OF ANALYSIS WH12190095

Sample Description	Method	ME-MS61	ME-MS61	ME-MS61	ME-MS61	ME-MS61	ME-MS61	ME-MS61	ME-MS61	ME-MS61	ME-MS61	ME-MS61	ME-MS61	ME-MS61	ME-MS61	ME-MS61
	Analyte	P	Pb	Rb	Re	S	Sb	Sc	Se	Sn	Sr	Ta	Te	Th	Ti	Tl
	Units	ppm	ppm	ppm	ppm	%	ppm	ppm	ppm	ppm	ppm	ppm	ppm	ppm	%	ppm
	LOR	10	0.5	0.1	0.002	0.01	0.05	0.1	1	0.2	0.2	0.05	0.05	0.2	0.005	0.02
K285305		840	56.4	211	0.013	0.67	3.61	10.5	8	72.4	223	0.67	0.12	7.9	0.285	2.35
K285306		990	374	186.0	0.016	1.13	6.96	12.3	17	76.2	276	0.76	0.11	8.8	0.326	2.04
K285307		2710	1165	202	0.060	0.96	9.62	14.5	30	31.8	351	0.85	0.29	9.4	0.351	2.34
K285308		190	2.5	2.4	<0.002	0.01	<0.05	0.4	1	0.2	45.2	<0.05	<0.05	<0.2	0.005	0.02
K285309		1570	15.8	176.0	0.030	0.62	4.84	11.1	7	34.6	323	0.74	<0.05	8.2	0.310	1.99
K285310		890	25.3	141.0	0.013	0.80	4.12	9.1	8	35.8	261	0.61	<0.05	7.1	0.276	1.50
K285311		690	19.0	159.0	0.006	0.60	2.59	9.8	7	35.2	225	0.60	<0.05	7.4	0.261	1.57
K285312		650	56.3	170.0	0.005	0.80	3.10	10.9	9	53.4	226	0.68	0.08	8.3	0.293	1.77
K285313		690	54.7	173.0	0.007	0.79	3.12	11.2	8	57.6	236	0.68	0.06	8.2	0.292	1.77
K285314		960	21.9	149.0	0.014	0.76	4.03	9.2	9	40.8	266	0.61	0.05	7.4	0.261	1.54
K285315		940	137.5	155.0	0.014	1.19	14.25	8.8	19	37.8	216	0.62	0.05	7.2	0.257	2.06
K285316		900	319	115.0	0.016	0.42	8.85	9.0	21	16.2	195.5	0.64	0.11	7.3	0.264	1.29
K285317		970	279	126.5	0.011	0.66	44.5	9.8	19	12.3	299	0.67	0.08	8.2	0.277	1.34
K285318		920	193.0	148.5	0.021	0.89	5.78	11.6	14	25.7	311	0.77	0.08	9.0	0.327	1.64
K285319		870	528	162.5	0.010	0.72	16.85	9.3	17	75.2	321	0.63	0.13	7.3	0.275	1.78
K285320		880	82.7	171.0	0.017	2.16	9.28	9.3	21	68.5	329	0.64	0.08	7.5	0.282	1.93
K285321		850	1515	71.2	0.020	2.76	8.51	7.4	59	227	164.0	0.60	0.47	6.4	0.262	0.63
K285322		570	25.7	170.5	0.005	1.32	31.3	8.3	12	115.0	259	0.66	0.07	7.3	0.283	1.83
K285323		640	18.0	164.5	0.005	1.05	30.0	10.1	11	74.2	212	0.77	0.05	8.7	0.324	1.79
K285324		770	30.6	152.5	0.014	0.97	9.44	10.7	15	13.6	345	0.66	0.08	8.4	0.260	1.85
K285325		750	28.5	153.5	0.015	0.94	9.50	10.7	15	14.2	343	0.66	0.08	8.4	0.257	1.86
K285326		540	8.7	186.0	0.026	1.28	33.7	12.2	10	6.4	255	0.70	0.10	9.1	0.267	2.34
K285327		780	13.4	216	0.010	1.29	13.90	13.8	11	11.7	139.5	0.89	0.15	12.9	0.333	2.50
K285328		920	8.8	214	0.003	0.89	6.70	8.4	5	15.2	135.0	1.02	<0.05	19.8	0.307	2.24
K285329		660	7.1	200	0.004	0.97	4.10	14.4	7	6.8	109.0	1.02	0.06	14.8	0.355	2.53
K285330		820	5.9	202	0.004	1.04	3.85	14.4	5	6.7	86.8	1.00	0.05	15.4	0.351	2.48
K285331		1110	1030	97.5	0.017	0.97	8.11	9.0	29	145.0	207	0.66	0.24	7.6	0.279	0.94
K285332		760	8.7	208	0.005	1.02	3.68	14.2	5	9.4	114.5	0.99	0.05	14.1	0.353	2.41
K285333		580	8.6	204	0.003	0.82	5.07	12.2	4	22.0	177.5	0.92	0.06	13.9	0.321	2.32
K285334		550	6.9	141.5	0.002	0.76	2.46	11.1	4	2.3	145.0	0.79	<0.05	13.0	0.277	1.50
K285335		660	8.9	149.5	0.005	0.86	6.38	13.8	6	2.8	85.3	0.95	0.06	13.5	0.345	1.37
K285336		980	11.8	155.5	0.009	1.20	8.16	14.4	8	2.9	76.5	1.00	0.08	14.3	0.350	1.27
K285337		580	7.4	152.5	0.003	0.62	4.76	13.1	4	2.4	132.5	0.92	0.05	14.2	0.324	1.31
K285338		200	1.5	3.4	<0.002	0.01	0.05	0.4	1	<0.2	43.9	<0.05	<0.05	<0.2	0.006	<0.02
K285339		530	6.4	125.0	0.003	0.46	3.18	10.4	3	2.0	135.5	0.80	<0.05	12.7	0.277	1.25
K285340		700	7.2	168.0	0.004	0.64	4.05	13.9	4	3.1	142.0	1.02	0.05	15.3	0.368	1.72

***** See Appendix Page for comments regarding this certificate *****

ALS Canada Ltd.
2103 Dollarton Hwy
North Vancouver BC V7H 0A7
Phone: 604 984 0221 Fax: 604 984 0218 www.alsglobal.com

To: **SILVER RANGE RESOURCES LTD.**
C/O ARCHER, CATHRO & ASSOCIATES (1981) LIMITED
1016-510 W HASTINGS ST
VANCOUVER BC V6B 1L8

Finalized Date: 31-AUG-2012
Account: RANSIL

Project: KEG (Main - Group 2)

CERTIFICATE OF ANALYSIS WH12190095

Sample Description	Method	ME-MS61	ME-MS61	ME-MS61	ME-MS61	ME-MS61	ME-MS61	Zn-OG62
	Analyte	U	V	W	Y	Zn	Zr	Zn
	Units	ppm	ppm	ppm	ppm	ppm	ppm	%
	LOR	0.1	1	0.1	0.1	2	0.5	0.001
K285305		3.3	79	2.8	28.3	77	72.7	
K285306		3.6	90	1.4	32.2	264	82.7	
K285307		7.4	180	1.7	46.5	501	91.6	
K285308		0.5	2	0.1	0.9	15	0.6	
K285309		4.3	111	1.4	33.7	54	74.4	
K285310		3.1	75	1.4	26.7	53	68.8	
K285311		2.6	62	1.1	26.7	65	66.1	
K285312		2.7	72	1.2	27.2	182	72.6	
K285313		2.8	75	1.2	28.2	48	74.4	
K285314		3.3	71	1.2	30.4	110	65.6	
K285315		3.1	71	1.2	27.7	1760	66.3	
K285316		3.1	72	1.0	25.7	260	71.7	
K285317		3.1	70	1.4	28.9	375	79.0	
K285318		3.5	85	1.3	31.3	155	86.2	
K285319		3.0	67	1.0	27.2	568	68.8	
K285320		3.2	75	1.3	25.5	106	68.9	
K285321		3.6	104	5.2	24.2	>10000	43.9	1.410
K285322		2.4	54	1.4	23.1	57	67.2	
K285323		2.5	62	1.4	27.9	100	76.5	
K285324		4.9	257	1.5	20.6	85	71.8	
K285325		4.8	254	1.5	20.4	91	69.3	
K285326		6.4	266	1.9	26.8	20	69.3	
K285327		4.7	238	2.1	22.1	70	90.0	
K285328		3.2	109	1.7	16.8	791	54.2	
K285329		3.7	194	1.8	22.5	62	92.9	
K285330		3.7	186	1.6	24.5	85	94.9	
K285331		4.1	130	2.7	29.1	3000	57.7	
K285332		3.7	209	1.5	23.8	174	90.5	
K285333		3.3	148	1.7	20.3	70	86.6	
K285334		3.1	124	1.1	20.0	94	86.3	
K285335		3.9	227	1.4	22.0	411	91.2	
K285336		4.5	260	1.4	28.7	429	91.7	
K285337		3.5	174	1.3	21.4	154	88.1	
K285338		0.6	5	0.1	1.0	15	0.8	
K285339		3.1	134	1.1	19.7	137	81.6	
K285340		3.8	203	1.4	23.1	113	93.2	

***** See Appendix Page for comments regarding this certificate *****

ALS Canada Ltd.
2103 Dollarton Hwy
North Vancouver BC V7H 0A7
Phone: 604 984 0221 Fax: 604 984 0218 www.alsglobal.com

To: **SILVER RANGE RESOURCES LTD.**
C/O ARCHER, CATHRO & ASSOCIATES (1981) LIMITED
1016- 510 W HASTINGS ST
VANCOUVER BC V6B 1L8

Page: Appendix 1
Total # Appendix Pages: 1
Finalized Date: 31- AUG- 2012
Account: RANSIL

Project: KEG (Main - Group 2)

CERTIFICATE OF ANALYSIS WH12190095

Method	CERTIFICATE COMMENTS
ME- MS61	Interference: Ca> 10% on ICP- MS As, ICP- AES results shown.
ME- MS61	REE's may not be totally soluble in this method.

ALS Canada Ltd.

2103 Dollarton Hwy
North Vancouver BC V7H 0A7
Phone: 604 984 0221 Fax: 604 984 0218 www.alsglobal.com

To: **SILVER RANGE RESOURCES LTD.**
C/O ARCHER, CATHRO & ASSOCIATES (1981) LIMITED
1016-510 W HASTINGS ST
VANCOUVER BC V6B 1L8

Finalized Date: 3-SEP-2012
Account: RANSIL

CERTIFICATE WH12190096

Project: KEG (Main - Group 2)

P.O. No.: Batch 71

This report is for 36 Drill Core samples submitted to our lab in Whitehorse, YT, Canada on 14-AUG-2012.

The following have access to data associated with this certificate:

MATT DUMALA	JOAN MARIACHER	HEATHER SMITH

SAMPLE PREPARATION

ALS CODE	DESCRIPTION
WEI-21	Received Sample Weight
LOG-22	Sample login - Rcd w/o BarCode
CRU-31	Fine crushing - 70%<2mm
CRU-QC	Crushing QC Test
SPL-21	Split sample - riffle splitter
PUL-QC	Pulverizing QC Test
PUL-31	Pulverize split to 85%<75 um
LOG-22d	Sample login - Rcd w/o BarCode dup
SPL-21d	Split sample - duplicate
PUL-31d	Pulverize Split - duplicate
LOG-23	Pulp Login - Rcvd with Barcode

ANALYTICAL PROCEDURES

ALS CODE	DESCRIPTION	INSTRUMENT
Au-AA24	Au 50g FA AA finish	AAS
ME-OG62	Ore Grade Elements - Four Acid	ICP-AES
Sn-XRF05	Sn-Trace Level XRF Analysis	XRF
ME-MS61	48 element four acid ICP-MS	
Ag-OG62	Ore Grade Ag - Four Acid	VARIABLE
Pb-OG62	Ore Grade Pb - Four Acid	VARIABLE
Zn-OG62	Ore Grade Zn - Four Acid	VARIABLE

To: **SILVER RANGE RESOURCES LTD.**
ATTN: JOAN MARIACHER
C/O ARCHER, CATHRO & ASSOCIATES (1981) LIMITED
1016-510 W HASTINGS ST
VANCOUVER BC V6B 1L8

This is the Final Report and supersedes any preliminary report with this certificate number. Results apply to samples as submitted. All pages of this report have been checked and approved for release.

***** See Appendix Page for comments regarding this certificate *****

Signature:

Colin Ramshaw, Vancouver Laboratory Manager

ALS Canada Ltd.
2103 Dollarton Hwy
North Vancouver BC V7H 0A7
Phone: 604 984 0221 Fax: 604 984 0218 www.alsglobal.com

To: **SILVER RANGE RESOURCES LTD.**
C/O ARCHER, CATHRO & ASSOCIATES (1981) LIMITED
1016-510 W HASTINGS ST
VANCOUVER BC V6B 1L8

Finalized Date: 3-SEP-2012
Account: RANSIL

Project: KEG (Main - Group 2)

CERTIFICATE OF ANALYSIS WH12190096

Sample Description	Method	WEI-21	Au-AA24	Sn-XRF05	ME-MS61	ME-MS61	ME-MS61	ME-MS61	ME-MS61	ME-MS61	ME-MS61	ME-MS61	ME-MS61	ME-MS61	ME-MS61	ME-MS61
	Analyte	Recvd Wt.	Au	Sn	Ag	Al	As	Ba	Be	Bi	Ca	Cd	Ce	Co	Cr	Cs
	Units	kg	ppm	ppm	ppm	%	ppm	ppm	ppm	ppm	%	ppm	ppm	ppm	ppm	ppm
	LOR	0.02	0.005	5	0.01	0.01	0.2	10	0.05	0.01	0.01	0.02	0.01	0.1	1	0.05
K285341		8.10	<0.005	<5	0.19	7.44	15.1	770	2.34	0.22	1.50	0.33	89.6	12.2	75	16.30
K285342		8.15	<0.005	6	0.16	7.49	14.2	800	2.45	0.16	2.05	0.04	84.1	11.4	73	15.35
K285343		8.59	<0.005	<5	0.34	7.18	10.1	680	2.34	0.21	2.17	0.08	78.7	11.4	76	15.05
K285344		8.26	<0.005	<5	0.19	7.79	20.0	950	2.25	0.16	1.41	0.15	87.1	11.6	77	16.25
K285345		8.54	<0.005	8	0.77	3.92	22	370	1.19	0.06	10.45	1.22	39.3	6.6	55	6.37
K285346		0.26	0.017	271	22.1	3.79	907	300	0.98	81.2	8.62	299	43.7	12.7	53	4.76
K285347		5.16	<0.005	12	1.14	3.63	57.0	320	1.08	0.23	9.49	2.41	42.6	6.7	56	4.78
K285348		3.06	<0.005	26	5.39	3.60	42	280	0.95	5.94	11.65	6.50	42.7	5.8	41	3.85
K285349		2.39	<0.005	127	18.05	5.33	99.3	480	1.37	0.36	5.32	17.25	69.3	7.2	62	4.56
K285350		2.33	<0.005	<5	0.04	0.19	<5	40	0.07	0.03	21.0	0.08	2.07	2.5	2	0.75
K285351		4.60	<0.005	61	4.11	3.76	53.8	610	1.05	0.07	7.28	9.65	52.3	4.8	29	3.62
K285352		7.33	<0.005	22	0.86	4.23	30.3	610	1.23	0.10	8.82	0.91	56.8	6.4	46	4.28
K285353		7.52	<0.005	48	1.47	3.81	303	630	1.12	0.09	7.81	1.67	52.1	6.5	42	3.94
K285354		8.48	<0.005	24	1.01	2.94	15	430	0.93	0.09	12.80	2.18	32.4	4.7	37	8.33
K285355		8.10	<0.005	24	0.51	2.72	10	560	0.71	0.06	16.30	1.90	31.2	3.9	38	3.67
K285356		2.69	<0.005	67	15.30	4.14	89.9	850	0.73	1.55	8.06	51.0	62.6	7.4	54	9.23
K285357		2.10	<0.005	<5	0.05	0.05	6	50	0.06	0.02	21.5	0.11	1.23	1.0	<1	0.33
K285358		5.33	<0.005	30	2.33	5.13	272	790	1.54	0.15	4.58	11.90	58.8	8.8	56	10.10
K285359		7.66	<0.005	21	1.52	4.64	38.0	490	1.53	0.15	5.26	3.99	55.1	7.2	50	8.44
K285360		2.50	<0.005	34	3.76	2.43	84	310	0.81	0.13	14.25	7.76	29.7	4.6	31	3.12
K285361		3.85	0.009	15	1.05	4.88	41.5	540	1.47	0.77	9.15	6.60	54.8	11.1	49	5.48
K285362		7.46	<0.005	15	1.01	3.23	21	470	0.90	0.16	12.10	3.86	35.7	4.5	30	5.52
K285363		5.86	<0.005	35	4.10	4.06	19.5	850	1.12	2.51	5.38	15.75	45.5	7.4	54	5.84
K285364		<0.02	<0.005	36	4.06	4.01	14.8	840	1.16	2.44	5.50	16.15	45.5	7.3	55	5.95
K285365		7.71	<0.005	24	2.36	3.83	31.7	1070	1.01	2.07	8.76	4.54	45.9	5.8	45	6.05
K285366		7.46	0.016	10	1.01	4.30	143.0	870	1.36	0.68	4.14	1.93	47.9	8.0	62	7.50
K285367		3.14	0.009	7	1.03	3.52	37.7	810	0.89	0.26	7.91	1.37	39.3	7.5	57	4.48
K285368		6.91	<0.005	14	1.03	4.27	14.0	950	1.16	0.35	3.12	1.86	48.1	8.6	81	6.90
K285369		7.02	0.008	13	2.19	4.25	9.7	880	1.27	2.48	4.24	6.55	47.7	7.6	73	4.76
K285370		2.55	0.008	8	1.05	3.97	11.0	800	1.20	0.72	3.89	1.31	44.9	7.4	68	4.94
K285371		8.08	0.012	5	0.79	3.73	9.8	600	1.23	0.27	3.14	0.46	43.9	6.9	71	6.36
K285372		3.06	<0.005	21	0.76	4.29	6.8	880	1.25	0.64	5.40	1.17	52.0	6.6	72	4.34
K285373		2.91	<0.005	464	>100	3.59	53.1	400	0.89	226	9.00	186.0	46.7	9.0	48	7.83
K285374		7.85	<0.005	191	41.9	3.70	19.3	1180	1.08	79.8	6.13	34.9	46.9	6.5	59	6.24
K285375		0.26	0.009	179	35.9	3.93	314	340	1.15	130.0	7.62	178.5	46.1	8.8	65	6.32
K285376		3.51	0.006	26	2.96	3.17	5.6	710	0.87	5.10	5.97	5.85	32.0	5.4	75	4.16

***** See Appendix Page for comments regarding this certificate *****

ALS Canada Ltd.
2103 Dollarton Hwy
North Vancouver BC V7H 0A7
Phone: 604 984 0221 Fax: 604 984 0218 www.alsglobal.com

To: **SILVER RANGE RESOURCES LTD.**
C/O ARCHER, CATHRO & ASSOCIATES (1981) LIMITED
1016-510 W HASTINGS ST
VANCOUVER BC V6B 1L8

Finalized Date: 3-SEP-2012
Account: RANSIL

Project: KEG (Main - Group 2)

CERTIFICATE OF ANALYSIS WH12190096

Sample Description	Method	ME-MS61	ME-MS61	ME-MS61	ME-MS61	ME-MS61	ME-MS61	ME-MS61	ME-MS61	ME-MS61	ME-MS61	ME-MS61	ME-MS61	ME-MS61	ME-MS61	ME-MS61
	Analyte	Cu	Fe	Ga	Ge	Hf	In	K	La	Li	Mg	Mn	Mo	Na	Nb	Ni
	Units	ppm	%	ppm	ppm	ppm	ppm	%	ppm	ppm	%	ppm	ppm	%	ppm	ppm
	LOR	0.2	0.01	0.05	0.05	0.1	0.005	0.01	0.5	0.2	0.01	5	0.05	0.01	0.1	0.2
K285341		38.7	2.67	21.5	0.20	2.6	0.055	3.23	47.3	63.3	1.26	161	1.85	0.34	14.9	38.1
K285342		31.1	2.22	20.4	0.22	2.5	0.052	3.26	44.9	63.3	1.25	156	1.91	0.30	14.5	37.7
K285343		44.0	2.83	19.70	0.23	2.3	0.041	3.03	41.6	65.3	1.20	123	4.17	0.22	15.2	43.9
K285344		37.1	2.72	21.7	0.24	2.5	0.053	3.37	46.0	60.8	1.28	148	1.64	0.24	14.7	38.4
K285345		40.5	1.63	9.94	0.22	1.4	0.024	1.99	23.0	44.5	1.94	296	2.46	0.21	7.4	39.6
K285346		1845	5.88	12.20	0.35	1.2	23.7	1.43	23.3	32.0	2.13	2660	15.95	0.16	8.3	45.1
K285347		53.0	1.87	9.08	0.19	1.7	0.052	1.57	23.6	35.2	2.71	348	2.96	0.12	7.3	44.9
K285348		55.3	1.72	8.44	0.18	1.5	0.187	1.20	23.8	20.3	2.35	480	2.09	0.14	6.8	32.2
K285349		178.5	2.46	11.85	0.32	2.4	0.334	2.16	35.0	36.8	1.93	305	2.60	0.23	12.4	40.0
K285350		2.0	0.48	0.60	0.08	<0.1	0.007	0.10	1.0	3.7	12.75	208	0.14	0.01	0.3	5.4
K285351		86.6	1.59	8.38	0.17	1.7	0.130	2.38	26.5	38.5	1.76	389	1.20	0.16	8.2	23.4
K285352		41.8	1.64	9.54	0.15	1.8	0.037	2.48	28.9	24.0	2.33	400	1.70	0.31	9.1	34.8
K285353		70.0	1.61	8.88	0.16	1.7	0.046	2.43	26.6	31.3	2.05	372	1.94	0.15	8.3	29.6
K285354		67.7	1.27	7.33	0.13	1.2	0.057	1.43	19.3	28.7	1.77	356	2.55	0.26	5.7	25.6
K285355		62.2	1.24	5.92	0.12	1.1	0.051	1.54	19.3	20.6	1.54	615	1.96	0.13	5.1	26.6
K285356		146.5	2.37	9.28	0.34	1.7	1.320	2.91	34.9	42.2	1.93	1140	3.45	0.14	8.1	37.8
K285357		1.4	0.47	0.24	0.07	<0.1	0.005	0.03	0.6	1.4	13.00	205	0.08	<0.01	0.4	2.9
K285358		128.0	2.25	11.50	0.20	2.1	0.286	3.01	28.8	52.8	2.11	414	2.60	0.18	10.6	44.9
K285359		92.6	2.01	9.70	0.18	1.8	0.111	2.00	27.4	57.7	1.97	361	2.53	0.15	9.1	37.2
K285360		68.5	1.31	5.74	0.13	1.1	0.108	0.88	16.9	29.6	1.64	457	6.84	0.08	4.8	32.3
K285361		202	4.89	12.60	0.23	2.0	0.076	1.86	28.9	31.3	2.04	366	84.1	0.15	10.6	150.0
K285362		79.1	1.33	7.42	0.12	1.4	0.117	1.30	19.0	30.7	1.22	297	7.76	0.11	6.3	25.1
K285363		209	1.93	9.55	0.23	1.8	0.341	2.25	23.5	43.8	1.81	306	5.20	0.26	8.6	37.3
K285364		215	1.89	9.43	0.23	1.8	0.350	2.30	23.6	43.0	1.77	311	4.75	0.26	8.5	36.6
K285365		118.0	1.67	7.81	0.17	1.7	0.106	2.42	23.0	25.2	1.95	353	2.75	0.20	9.1	28.0
K285366		73.7	2.13	11.95	0.18	2.1	0.062	2.26	27.3	56.9	1.99	262	5.11	0.20	8.6	46.6
K285367		62.8	1.94	10.45	0.15	1.9	0.049	2.05	24.3	34.9	1.88	291	7.97	0.15	7.3	54.0
K285368		70.7	2.21	11.35	0.17	2.3	0.070	2.46	27.7	36.1	1.90	209	7.65	0.28	8.7	53.2
K285369		94.0	2.23	10.60	0.20	2.2	0.175	2.34	27.8	25.7	2.45	256	5.14	0.28	8.5	43.7
K285370		82.9	2.03	10.05	0.18	2.1	0.060	2.31	25.8	26.7	2.24	235	4.64	0.24	8.1	42.5
K285371		79.7	1.75	11.05	0.20	2.1	0.034	1.86	28.7	34.3	1.63	159	5.63	0.16	8.4	40.6
K285372		106.0	1.93	11.15	0.20	2.3	0.040	2.26	31.1	15.0	2.57	318	5.28	0.24	9.3	40.2
K285373		2570	3.69	9.44	1.16	1.7	2.10	2.33	24.4	36.7	2.50	631	3.12	0.22	8.3	32.8
K285374		1310	2.04	9.85	0.46	1.9	0.497	2.49	25.2	26.9	2.55	396	4.07	0.22	8.1	33.0
K285375		1100	5.36	12.25	0.33	1.4	10.25	1.70	25.0	40.6	2.25	1890	13.20	0.19	8.6	45.7
K285376		148.5	1.79	8.62	0.12	1.7	0.086	1.52	18.9	16.4	2.55	352	4.73	0.19	6.4	33.3

***** See Appendix Page for comments regarding this certificate *****

ALS Canada Ltd.
2103 Dollarton Hwy
North Vancouver BC V7H 0A7
Phone: 604 984 0221 Fax: 604 984 0218 www.alsglobal.com

To: **SILVER RANGE RESOURCES LTD.**
C/O ARCHER, CATHRO & ASSOCIATES (1981) LIMITED
1016-510 W HASTINGS ST
VANCOUVER BC V6B 1L8

Finalized Date: 3-SEP-2012
Account: RANSIL

Project: KEG (Main - Group 2)

CERTIFICATE OF ANALYSIS WH12190096

Sample Description	Method	ME-MS61	ME-MS61	ME-MS61	ME-MS61	ME-MS61	ME-MS61	ME-MS61	ME-MS61	ME-MS61	ME-MS61	ME-MS61	ME-MS61	ME-MS61	ME-MS61	ME-MS61
	Analyte	P	Pb	Rb	Re	S	Sb	Sc	Se	Sn	Sr	Ta	Te	Th	Ti	Tl
	Units	ppm	ppm	ppm	ppm	%	ppm	ppm	ppm	ppm	ppm	ppm	ppm	ppm	%	ppm
	LOR	10	0.5	0.1	0.002	0.01	0.05	0.1	1	0.2	0.2	0.05	0.05	0.2	0.005	0.02
K285341		680	6.3	160.5	0.003	0.64	3.10	12.9	4	3.2	147.0	1.04	0.05	16.0	0.366	1.55
K285342		670	5.1	158.5	0.004	0.62	2.81	12.9	3	2.5	152.0	1.05	0.05	15.5	0.359	2.07
K285343		760	7.9	141.0	0.008	1.28	3.36	11.6	4	3.4	124.0	1.03	0.06	14.0	0.347	1.96
K285344		700	6.0	155.0	0.003	0.79	3.27	12.6	4	3.5	242	1.03	0.05	15.8	0.369	1.63
K285345		750	30.5	108.5	0.012	0.49	4.44	7.5	17	4.2	299	0.50	<0.05	6.5	0.229	1.03
K285346		840	1515	72.7	0.018	2.55	9.08	6.1	56	231	154.0	0.59	0.50	6.3	0.263	0.65
K285347		970	90.9	89.2	0.012	0.45	5.78	7.6	17	13.0	250	0.52	<0.05	6.9	0.228	0.79
K285348		760	632	68.6	0.010	0.61	4.02	6.2	20	26.4	289	0.49	0.06	6.5	0.220	0.64
K285349		990	4230	112.0	0.019	1.25	21.9	9.5	49	139.5	309	0.90	0.17	10.4	0.387	1.04
K285350		170	4.9	5.7	<0.002	<0.01	<0.05	0.4	1	0.2	35.9	<0.05	<0.05	0.2	0.009	0.03
K285351		630	759	122.0	0.007	0.52	8.44	6.1	10	64.7	238	0.61	<0.05	7.5	0.245	1.12
K285352		890	90.6	132.5	0.010	0.68	4.09	7.8	7	25.9	307	0.65	<0.05	8.4	0.273	1.34
K285353		830	197.5	126.5	0.009	0.76	6.24	6.8	9	50.6	228	0.61	0.06	7.8	0.260	1.31
K285354		780	269	78.7	0.009	0.41	4.17	5.8	10	26.2	427	0.41	<0.05	5.0	0.170	0.79
K285355		730	98.5	84.7	0.009	0.47	5.22	5.3	9	21.3	351	0.36	<0.05	4.5	0.156	0.89
K285356		1080	5680	166.0	0.015	1.27	21.0	7.9	74	63.5	745	0.58	0.21	6.8	0.251	1.80
K285357		160	9.2	1.9	<0.002	<0.01	0.05	0.2	1	0.2	36.9	<0.05	<0.05	<0.2	<0.005	<0.02
K285358		590	728	173.0	0.009	1.14	7.64	9.8	21	31.6	939	0.78	0.06	9.6	0.323	1.91
K285359		580	546	117.0	0.009	0.89	6.96	8.4	20	23.2	948	0.66	0.05	8.6	0.283	1.38
K285360		1000	570	48.9	0.018	0.56	18.40	4.2	15	36.6	538	0.34	0.05	4.3	0.148	0.58
K285361		800	88.8	87.1	0.099	2.55	7.41	9.6	24	10.8	428	0.74	0.12	8.4	0.318	0.91
K285362		450	399	67.5	0.015	0.56	5.14	5.4	12	15.2	486	0.46	0.06	5.5	0.192	0.75
K285363		600	1325	113.5	0.026	0.80	10.20	9.9	37	35.7	275	0.62	0.24	7.5	0.257	1.17
K285364		590	1335	112.5	0.026	0.80	10.50	9.7	38	37.1	271	0.59	0.24	7.8	0.259	1.21
K285365		560	537	108.5	0.012	0.66	13.15	7.3	20	21.8	240	0.64	0.14	7.6	0.276	1.09
K285366		750	69.6	112.0	0.028	0.86	143.5	11.7	15	10.5	193.5	0.61	0.18	7.7	0.262	1.19
K285367		790	51.9	96.8	0.042	0.53	50.6	11.3	13	5.9	201	0.50	0.16	6.2	0.213	0.92
K285368		720	37.7	129.5	0.044	0.88	4.28	13.0	13	10.8	193.5	0.61	0.21	7.8	0.262	1.30
K285369		910	191.5	109.0	0.028	0.86	5.41	12.3	22	8.6	214	0.60	0.38	7.5	0.269	1.06
K285370		820	57.1	114.5	0.029	0.74	4.41	11.8	16	6.3	223	0.58	0.22	7.3	0.247	1.07
K285371		1330	19.7	103.0	0.043	0.67	3.19	12.1	17	5.6	187.0	0.59	0.18	6.8	0.241	1.07
K285372		1350	105.5	106.0	0.047	0.69	3.86	11.1	18	18.5	230	0.65	0.14	8.0	0.272	0.92
K285373		700	>10000	118.0	0.028	2.74	24.8	6.6	314	420	298	0.58	2.51	5.9	0.238	1.65
K285374		880	5040	119.0	0.026	0.99	9.76	9.0	103	190.5	229	0.58	0.99	6.9	0.240	1.36
K285375		1170	2750	93.8	0.013	2.38	13.50	7.5	63	154.0	183.5	0.61	0.50	6.7	0.263	0.93
K285376		1150	430	64.7	0.033	0.66	2.96	9.2	23	22.7	208	0.46	0.18	5.0	0.203	0.61

***** See Appendix Page for comments regarding this certificate *****

ALS Canada Ltd.
2103 Dollarton Hwy
North Vancouver BC V7H 0A7
Phone: 604 984 0221 Fax: 604 984 0218 www.alsglobal.com

To: **SILVER RANGE RESOURCES LTD.**
C/O ARCHER, CATHRO & ASSOCIATES (1981) LIMITED
1016-510 W HASTINGS ST
VANCOUVER BC V6B 1L8

Finalized Date: 3-SEP-2012
Account: RANSIL

Project: KEG (Main - Group 2)

CERTIFICATE OF ANALYSIS WH12190096

Sample Description	Method	ME-MS61	ME-MS61	ME-MS61	ME-MS61	ME-MS61	ME-MS61	Ag-OG62	Pb-OG62	Zn-OG62
	Analyte	U	V	W	Y	Zn	Zr	Ag	Pb	Zn
	Units	ppm	ppm	ppm	ppm	ppm	ppm	ppm	%	%
	LOR	0.1	1	0.1	0.1	2	0.5	1	0.001	0.001
K285341		3.5	193	1.4	22.1	81	93.7			
K285342		3.5	192	1.4	21.5	29	92.1			
K285343		3.5	246	1.3	20.2	22	87.4			
K285344		3.4	197	1.5	20.7	49	90.6			
K285345		2.6	79	0.9	21.0	105	55.2			
K285346		3.0	108	5.4	22.1	>10000	38.4			1.405
K285347		3.5	79	1.1	24.6	260	63.1			
K285348		2.9	60	1.2	21.5	532	57.3			
K285349		4.5	83	1.8	33.0	1370	88.0			
K285350		0.6	6	0.1	1.1	17	0.5			
K285351		2.5	43	1.0	23.9	679	62.7			
K285352		3.1	68	1.0	26.1	96	64.0			
K285353		3.1	62	1.2	24.7	141	61.7			
K285354		2.8	58	0.7	18.2	155	47.0			
K285355		2.9	54	0.6	17.4	148	41.6			
K285356		3.7	87	1.0	27.2	4220	62.7			
K285357		0.5	3	0.1	0.9	20	<0.5			
K285358		3.0	93	1.3	27.5	904	73.9			
K285359		2.6	88	1.1	24.7	302	64.2			
K285360		3.0	72	1.2	17.3	705	42.8			
K285361		7.2	349	1.2	29.4	486	82.6			
K285362		2.6	90	0.9	17.0	261	51.4			
K285363		3.3	114	1.0	23.0	994	66.9			
K285364		3.3	116	1.0	22.4	1030	67.2			
K285365		2.5	73	0.9	22.0	292	63.2			
K285366		4.0	104	1.3	29.6	157	82.0			
K285367		4.3	111	0.9	28.5	118	77.9			
K285368		4.5	122	1.0	29.9	192	86.6			
K285369		4.3	111	1.0	33.1	436	87.0			
K285370		4.0	101	0.9	30.6	115	81.8			
K285371		4.7	102	0.9	38.0	56	83.2			
K285372		5.3	91	0.9	40.2	94	87.1			
K285373		2.7	68	8.8	29.9	9850	68.0	120	2.10	
K285374		3.4	81	0.9	29.0	1600	71.7			
K285375		3.3	127	3.4	25.1	9280	49.1			
K285376		3.1	87	1.0	26.9	342	57.5			

***** See Appendix Page for comments regarding this certificate *****

ALS Canada Ltd.
2103 Dollarton Hwy
North Vancouver BC V7H 0A7
Phone: 604 984 0221 Fax: 604 984 0218 www.alsglobal.com

To: **SILVER RANGE RESOURCES LTD.**
C/O ARCHER, CATHRO & ASSOCIATES (1981) LIMITED
1016- 510 W HASTINGS ST
VANCOUVER BC V6B 1L8

Page: Appendix 1
Total # Appendix Pages: 1
Finalized Date: 3- SEP- 2012
Account: RANSIL

Project: KEG (Main - Group 2)

CERTIFICATE OF ANALYSIS WH12190096

Method	CERTIFICATE COMMENTS
ME- MS61	Interference: Ca> 10% on ICP- MS As, ICP- AES results shown.
ME- MS61	REE's may not be totally soluble in this method.

ALS Canada Ltd.

2103 Dollarton Hwy
North Vancouver BC V7H 0A7
Phone: 604 984 0221 Fax: 604 984 0218 www.alsglobal.com

To: **SILVER RANGE RESOURCES LTD.**
C/O ARCHER, CATHRO & ASSOCIATES (1981) LIMITED
1016-510 W HASTINGS ST
VANCOUVER BC V6B 1L8

Finalized Date: 4-SEP-2012
Account: RANSIL

CERTIFICATE WH12190097

Project: CR02 - Group 5

P.O. No.: Batch 24

This report is for 36 Drill Core samples submitted to our lab in Whitehorse, YT, Canada on 14-AUG-2012.

The following have access to data associated with this certificate:

MATT DUMALA	JOAN MARIACHER	HEATHER SMITH

SAMPLE PREPARATION

ALS CODE	DESCRIPTION
WEI-21	Received Sample Weight
LOG-22	Sample login - Rcd w/o BarCode
CRU-31	Fine crushing - 70%<2mm
CRU-QC	Crushing QC Test
SPL-21	Split sample - riffle splitter
PUL-QC	Pulverizing QC Test
PUL-31	Pulverize split to 85%<75 um
LOG-22d	Sample login - Rcd w/o BarCode dup
SPL-21d	Split sample - duplicate
PUL-31d	Pulverize Split - duplicate
LOG-23	Pulp Login - Rcvd with Barcode

ANALYTICAL PROCEDURES

ALS CODE	DESCRIPTION	INSTRUMENT
Au-AA24	Au 50g FA AA finish	AAS
ME-OG62	Ore Grade Elements - Four Acid	ICP-AES
Sn-XRF05	Sn-Trace Level XRF Analysis	XRF
ME-MS61	48 element four acid ICP-MS	
Ag-OG62	Ore Grade Ag - Four Acid	VARIABLE
Pb-OG62	Ore Grade Pb - Four Acid	VARIABLE
Zn-OG62	Ore Grade Zn - Four Acid	VARIABLE

To: **SILVER RANGE RESOURCES LTD.**
ATTN: JOAN MARIACHER
C/O ARCHER, CATHRO & ASSOCIATES (1981) LIMITED
1016-510 W HASTINGS ST
VANCOUVER BC V6B 1L8

This is the Final Report and supersedes any preliminary report with this certificate number. Results apply to samples as submitted. All pages of this report have been checked and approved for release.

***** See Appendix Page for comments regarding this certificate *****

Signature:

Colin Ramshaw, Vancouver Laboratory Manager

ALS Canada Ltd.
2103 Dollarton Hwy
North Vancouver BC V7H 0A7
Phone: 604 984 0221 Fax: 604 984 0218 www.alsglobal.com

To: **SILVER RANGE RESOURCES LTD.**
C/O ARCHER, CATHRO & ASSOCIATES (1981) LIMITED
1016-510 W HASTINGS ST
VANCOUVER BC V6B 1L8

Finalized Date: 4-SEP-2012
Account: RANSIL

Project: CR02 - Group 5

CERTIFICATE OF ANALYSIS WH12190097

Sample Description	Method	WEI-21	Au-AA24	Sn-XRF05	ME-MS61	ME-MS61	ME-MS61	ME-MS61	ME-MS61	ME-MS61	ME-MS61	ME-MS61	ME-MS61	ME-MS61	ME-MS61	ME-MS61
	Analyte	Recvd Wt.	Au	Sn	Ag	Al	As	Ba	Be	Bi	Ca	Cd	Ce	Co	Cr	Cs
	Units	kg	ppm	ppm	ppm	%	ppm	ppm	ppm	ppm	%	ppm	ppm	ppm	ppm	ppm
	LOR	0.02	0.005	5	0.01	0.01	0.2	10	0.05	0.01	0.01	0.02	0.01	0.1	1	0.05
K979173		0.74	0.045	9	6.93	6.83	999	430	4.36	0.48	0.45	0.10	70.4	3.0	9	24.4
K979174		2.46	<0.005	8	1.11	7.69	62.8	520	3.92	0.44	0.17	0.04	71.9	1.8	12	27.3
K979175		0.82	0.010	12	3.21	7.07	185.5	430	4.36	0.52	0.15	0.02	74.2	1.7	12	27.6
K979176		4.38	<0.005	<5	0.02	0.09	<5	20	0.08	0.02	20.5	0.06	1.36	1.1	<1	0.37
K979177		3.21	<0.005	6	0.55	7.42	18.5	460	4.17	0.56	0.14	0.03	78.5	2.2	14	29.8
K979178		0.91	0.011	7	2.27	6.66	497	320	5.22	0.54	0.29	0.20	69.4	2.4	10	26.6
K979179		0.26	0.096	6	61.6	4.69	2560	600	0.70	3.98	7.06	131.0	29.1	12.2	41	2.89
K979180		4.60	<0.005	7	1.92	7.70	50.4	350	4.61	0.70	0.14	0.27	68.1	1.2	11	25.0
K979181		0.91	0.015	68	>100	5.11	200	70	3.88	0.37	0.23	2.57	61.5	0.8	8	15.60
K979182		0.95	0.095	12	4.98	3.65	2460	60	4.02	0.28	0.21	1.04	43.1	1.7	7	23.5
K979183		1.73	0.009	28	6.96	5.89	354	80	3.77	0.38	0.22	1.49	69.3	1.1	9	17.80
K979184		0.99	<0.005	28	9.30	6.42	103.0	110	4.22	0.53	0.28	1.05	69.8	0.9	8	16.85
K979185		4.57	<0.005	13	0.93	7.19	85.4	390	4.75	0.62	0.23	1.20	84.6	1.1	8	26.8
K979186		4.33	<0.005	10	0.35	7.23	47.2	560	5.40	0.57	0.67	0.07	89.7	2.1	10	21.7
K979187		5.63	<0.005	13	0.20	7.54	28.5	580	6.10	0.69	0.81	0.04	88.1	2.4	10	26.5
K979188		2.68	<0.005	11	0.18	7.01	22.2	550	5.26	0.58	0.81	0.02	90.1	2.5	8	24.3
K979189		2.43	<0.005	13	10.05	6.75	114.0	310	4.66	0.54	0.16	0.07	64.4	1.5	12	24.7
K979190		2.32	0.006	8	1.02	7.44	216	410	4.25	0.65	0.12	0.07	58.1	1.8	9	26.2
K979191		2.79	<0.005	8	0.73	7.67	33.5	530	4.00	0.65	0.12	<0.02	70.5	1.0	8	25.6
K979192		0.78	0.019	14	5.19	6.18	533	290	4.52	0.51	0.27	0.29	57.9	1.5	8	21.9
K979193		2.62	<0.005	12	1.69	6.96	122.5	300	5.46	0.78	0.13	0.11	60.8	1.9	7	22.9
K979194		4.32	<0.005	9	0.62	7.19	89.1	500	4.15	0.58	0.12	<0.02	72.7	1.2	10	32.0
K979195		2.78	<0.005	9	1.81	7.05	107.5	370	5.37	0.55	0.11	0.08	67.3	1.6	11	24.5
K979196		3.18	<0.005	<5	0.02	0.11	<5	20	0.07	0.03	21.4	0.07	1.54	1.3	<1	0.50
K979197		0.97	0.012	11	4.99	4.90	397	90	3.70	0.26	0.48	0.31	50.2	1.2	10	14.90
K979198		<0.02	0.013	12	5.35	5.25	447	90	3.74	0.27	0.69	0.35	59.9	1.3	11	15.90
K979199		1.66	<0.005	10	6.47	6.93	180.5	260	4.18	0.47	0.12	0.10	70.0	1.2	14	21.5
K979200		1.90	0.021	11	3.03	5.33	824	170	4.13	0.31	0.13	0.13	55.1	1.1	10	19.95
K979201		3.17	0.015	11	5.07	4.68	342	100	3.61	0.33	0.23	0.48	55.9	0.9	8	18.00
K979202		1.19	0.028	11	15.90	5.54	766	180	2.93	0.48	0.48	0.91	40.1	1.1	12	17.35
K979203		3.60	0.009	11	12.70	7.25	403	280	4.33	0.41	0.19	0.14	63.0	1.0	8	22.3
K979204		1.17	0.015	11	9.46	4.58	635	130	3.43	0.14	0.19	0.21	44.6	0.6	9	18.85
K979205		3.03	0.017	12	1.43	6.02	771	140	4.12	0.31	0.24	0.15	50.3	0.7	13	21.0
K979206		0.64	0.061	21	32.7	3.41	1950	50	3.31	0.23	0.28	1.17	33.6	2.7	7	16.60
K979207		0.26	0.095	8	63.9	4.77	2580	610	0.66	3.97	6.79	128.5	25.5	12.9	41	2.70
K979208		1.10	0.017	7	1.45	5.76	238	210	4.55	0.56	0.11	0.10	62.2	2.6	7	28.4

***** See Appendix Page for comments regarding this certificate *****

ALS Canada Ltd.
2103 Dollarton Hwy
North Vancouver BC V7H 0A7
Phone: 604 984 0221 Fax: 604 984 0218 www.alsglobal.com

To: **SILVER RANGE RESOURCES LTD.**
C/O ARCHER, CATHRO & ASSOCIATES (1981) LIMITED
1016-510 W HASTINGS ST
VANCOUVER BC V6B 1L8

Finalized Date: 4-SEP-2012
Account: RANSIL

Project: CR02 - Group 5

CERTIFICATE OF ANALYSIS WH12190097

Sample Description	Method	ME-MS61	ME-MS61	ME-MS61	ME-MS61	ME-MS61	ME-MS61	ME-MS61	ME-MS61	ME-MS61	ME-MS61	ME-MS61	ME-MS61	ME-MS61	ME-MS61	ME-MS61
	Analyte	Cu	Fe	Ga	Ge	Hf	In	K	La	Li	Mg	Mn	Mo	Na	Nb	Ni
	Units	ppm	%	ppm	ppm	ppm	ppm	%	ppm	ppm	%	ppm	ppm	%	ppm	ppm
	LOR	0.2	0.01	0.05	0.05	0.1	0.005	0.01	0.5	0.2	0.01	5	0.05	0.01	0.1	0.2
K979173		12.5	2.60	27.9	0.15	1.0	0.033	4.35	36.4	30.2	0.26	10250	0.43	0.11	9.8	3.2
K979174		8.5	1.49	31.7	0.16	1.2	0.039	5.30	34.6	38.7	0.32	1640	0.45	0.15	11.8	2.8
K979175		8.8	2.41	28.5	0.19	1.1	0.036	4.40	38.9	35.8	0.25	1250	0.46	0.12	10.2	2.9
K979176		2.1	0.47	0.38	0.07	<0.1	0.005	0.05	0.7	1.2	12.75	207	0.14	0.01	0.4	3.3
K979177		6.8	1.72	30.6	0.18	1.5	0.043	4.86	39.6	45.3	0.29	596	0.46	0.14	9.1	3.1
K979178		7.1	2.06	28.5	0.18	1.5	0.031	3.95	35.5	51.4	0.35	6190	0.32	0.09	8.0	3.4
K979179		1040	3.79	12.20	0.13	1.5	0.083	1.35	15.6	15.3	0.69	2830	5.38	1.24	4.6	28.5
K979180		8.4	1.67	29.6	0.12	1.5	0.038	4.49	33.6	48.2	0.27	4460	0.45	0.10	9.1	2.1
K979181		14.2	2.12	22.5	0.14	1.7	0.016	2.18	32.5	67.9	0.21	17850	0.30	0.02	4.6	1.7
K979182		3.2	1.51	18.45	0.10	1.2	0.015	1.59	22.6	96.3	0.16	18000	0.30	0.02	3.4	1.9
K979183		4.9	2.48	28.3	0.16	1.9	0.028	2.51	36.3	58.7	0.23	25200	0.35	0.02	5.2	1.8
K979184		3.2	2.62	31.4	0.16	2.0	0.030	2.89	35.0	52.1	0.27	27900	0.34	0.03	4.9	1.9
K979185		1.5	1.24	30.9	0.18	2.4	0.038	4.21	42.8	70.7	0.24	1880	0.27	0.10	7.0	1.8
K979186		1.5	1.37	31.7	0.20	2.5	0.038	4.43	46.6	133.5	0.31	980	0.34	0.85	7.6	2.7
K979187		1.4	1.33	30.2	0.19	2.5	0.037	4.52	45.7	166.5	0.35	664	0.30	1.02	9.3	2.9
K979188		1.4	1.27	29.5	0.20	2.5	0.039	4.12	46.8	165.5	0.34	566	0.29	1.07	7.8	2.7
K979189		11.2	1.92	29.8	0.17	1.5	0.034	3.84	32.3	66.5	0.26	9570	0.48	0.09	8.7	3.1
K979190		2.5	1.49	30.8	0.17	1.6	0.044	4.73	29.5	113.5	0.24	3910	0.39	0.15	9.7	2.6
K979191		0.2	1.07	30.9	0.19	2.0	0.037	5.32	35.7	97.8	0.24	356	0.28	0.18	12.1	1.6
K979192		2.5	2.58	27.9	0.20	1.6	0.032	3.54	30.9	65.5	0.23	15300	0.43	0.09	8.9	2.4
K979193		2.4	1.73	28.4	0.19	1.9	0.031	4.00	30.2	60.8	0.24	3390	0.32	0.08	10.8	1.9
K979194		2.9	1.05	28.7	0.21	2.0	0.031	4.69	36.9	63.4	0.21	417	0.37	0.14	11.1	1.9
K979195		8.7	1.77	29.1	0.22	1.8	0.038	4.25	33.5	54.1	0.25	588	0.38	0.10	11.1	2.5
K979196		1.4	0.50	0.59	0.10	<0.1	0.005	0.05	0.8	1.3	13.35	218	0.13	0.01	0.5	3.3
K979197		3.1	1.29	21.8	0.13	1.4	0.023	2.38	24.9	87.7	0.26	28000	0.29	0.03	7.8	2.1
K979198		3.4	1.36	24.6	0.13	1.5	0.026	2.42	30.4	87.0	0.37	29100	0.36	0.03	8.2	2.3
K979199		7.3	1.53	30.4	0.19	1.8	0.037	3.78	35.2	89.8	0.27	670	0.38	0.07	9.6	2.1
K979200		14.0	1.59	23.0	0.16	1.2	0.026	2.68	28.5	83.9	0.21	4060	0.53	0.05	6.4	2.4
K979201		3.8	1.85	24.1	0.16	1.3	0.023	2.18	29.4	89.8	0.21	21000	0.51	0.03	5.3	2.0
K979202		11.9	1.90	22.3	0.11	1.4	0.027	2.73	19.7	63.0	0.22	32400	0.50	0.05	4.2	1.6
K979203		3.2	2.02	26.5	0.14	2.2	0.027	3.85	30.3	46.4	0.26	10100	0.33	0.07	5.9	1.7
K979204		5.1	0.72	16.55	0.08	1.5	0.013	2.20	22.6	112.5	0.19	7630	0.39	0.04	4.9	1.2
K979205		2.2	1.50	25.0	0.08	1.7	0.027	2.73	23.7	91.6	0.22	18800	0.30	0.04	4.8	1.2
K979206		19.8	2.40	15.95	<0.05	1.0	0.018	1.42	16.8	88.1	0.16	38600	1.03	0.02	2.7	1.8
K979207		1045	3.65	10.50	0.05	1.3	0.080	1.31	13.0	16.4	0.69	2830	5.79	1.23	4.2	23.0
K979208		4.7	1.17	22.9	0.11	1.8	0.026	2.67	31.4	147.0	0.20	587	0.33	0.06	5.9	2.5

***** See Appendix Page for comments regarding this certificate *****

ALS Canada Ltd.
2103 Dollarton Hwy
North Vancouver BC V7H 0A7
Phone: 604 984 0221 Fax: 604 984 0218 www.alsglobal.com

To: **SILVER RANGE RESOURCES LTD.**
C/O ARCHER, CATHRO & ASSOCIATES (1981) LIMITED
1016-510 W HASTINGS ST
VANCOUVER BC V6B 1L8

Finalized Date: 4-SEP-2012
Account: RANSIL

Project: CR02 - Group 5

CERTIFICATE OF ANALYSIS WH12190097

Sample Description	Method	ME-MS61	ME-MS61	ME-MS61	ME-MS61	ME-MS61	ME-MS61	ME-MS61	ME-MS61	ME-MS61	ME-MS61	ME-MS61	ME-MS61	ME-MS61	ME-MS61	ME-MS61
	Analyte	P	Pb	Rb	Re	S	Sb	Sc	Se	Sn	Sr	Ta	Te	Th	Ti	Tl
	Units	ppm	ppm	ppm	ppm	%	ppm	ppm	ppm	ppm	ppm	ppm	ppm	ppm	%	ppm
	LOR	10	0.5	0.1	0.002	0.01	0.05	0.1	1	0.2	0.2	0.05	0.05	0.2	0.005	0.02
K979173		510	45.9	431	<0.002	0.62	23.2	5.2	1	9.0	45.7	0.66	<0.05	17.7	0.186	6.52
K979174		510	37.9	520	<0.002	0.41	10.55	6.1	1	7.2	60.4	0.83	<0.05	19.5	0.220	7.44
K979175		580	54.5	403	<0.002	0.44	15.55	5.4	1	9.0	50.7	0.70	<0.05	20.3	0.195	6.70
K979176		170	1.4	3.7	<0.002	<0.01	0.06	0.4	1	<0.2	38.9	<0.05	<0.05	0.5	<0.005	0.03
K979177		550	40.8	446	<0.002	0.24	9.33	6.4	1	7.1	57.3	0.63	<0.05	20.8	0.203	6.52
K979178		350	80.2	394	<0.002	0.18	20.1	4.8	1	8.9	38.5	0.53	<0.05	17.3	0.171	6.47
K979179		660	>10000	68.7	0.003	2.72	51.3	8.3	4	3.2	426	0.33	0.19	4.3	0.213	0.78
K979180		560	56.6	430	<0.002	0.12	13.30	5.2	1	9.8	41.6	0.61	<0.05	18.0	0.196	7.68
K979181		400	9380	265	<0.002	0.49	907	2.9	1	37.4	19.4	0.34	<0.05	16.1	0.120	6.01
K979182		270	128.5	214	<0.002	0.09	58.7	2.2	1	11.6	11.6	0.29	<0.05	11.6	0.086	4.18
K979183		410	150.0	276	<0.002	0.06	26.7	3.6	1	29.4	6.2	0.35	<0.05	17.8	0.140	6.62
K979184		470	115.5	326	<0.002	0.07	16.90	4.8	<1	24.1	15.7	0.33	<0.05	18.4	0.155	7.18
K979185		540	60.8	395	<0.002	0.19	10.75	5.0	1	9.3	55.3	0.47	<0.05	22.2	0.167	6.76
K979186		540	45.4	377	<0.002	0.15	5.03	5.1	1	7.6	115.0	0.50	<0.05	22.9	0.177	3.95
K979187		690	42.5	421	<0.002	0.10	3.32	4.9	1	12.4	114.5	2.08	<0.05	22.6	0.176	3.86
K979188		570	41.4	377	<0.002	0.08	2.77	5.2	1	9.7	121.5	1.13	<0.05	22.7	0.172	3.50
K979189		440	69.1	361	<0.002	0.13	13.60	5.4	1	11.5	37.8	0.80	<0.05	16.3	0.181	6.09
K979190		560	46.5	403	<0.002	0.20	12.35	6.1	1	8.4	54.7	0.76	<0.05	14.8	0.168	5.57
K979191		550	43.0	436	<0.002	0.07	8.31	5.1	1	8.1	74.7	1.06	<0.05	18.0	0.187	5.94
K979192		460	99.0	312	<0.002	0.10	28.2	5.1	1	12.8	38.1	0.76	<0.05	16.0	0.144	5.94
K979193		490	103.0	386	<0.002	0.06	13.80	4.6	1	11.6	37.0	1.00	<0.05	16.3	0.159	7.09
K979194		460	42.5	404	<0.002	0.05	10.35	5.1	1	7.4	61.7	0.99	<0.05	19.7	0.177	4.76
K979195		460	50.5	404	<0.002	0.13	15.65	5.7	1	8.0	45.1	0.79	<0.05	17.6	0.182	7.30
K979196		190	1.5	3.9	<0.002	<0.01	0.10	0.4	1	<0.2	46.0	<0.05	<0.05	<0.2	0.005	0.04
K979197		300	41.2	317	<0.002	0.12	23.1	3.5	1	9.3	12.4	0.52	<0.05	13.1	0.141	6.42
K979198		310	41.8	348	<0.002	0.12	24.3	4.0	1	9.5	13.3	0.53	<0.05	14.5	0.146	6.30
K979199		410	39.6	395	<0.002	0.17	28.1	5.7	1	8.6	31.6	0.65	<0.05	18.4	0.196	7.88
K979200		380	38.2	303	<0.002	0.26	30.9	3.9	1	8.0	22.5	0.48	<0.05	13.5	0.134	5.55
K979201		340	104.5	285	<0.002	0.06	22.2	3.5	1	11.2	22.2	0.38	<0.05	14.1	0.120	4.85
K979202		370	414	272	<0.002	0.16	40.4	3.8	1	8.0	21.8	0.24	<0.05	11.7	0.114	5.05
K979203		540	192.0	400	<0.002	0.13	32.3	4.6	1	7.8	35.7	0.36	<0.05	18.6	0.169	6.90
K979204		340	23.8	309	<0.002	0.03	28.4	2.6	1	8.2	17.1	0.31	<0.05	13.6	0.115	4.80
K979205		420	42.4	331	<0.002	0.04	25.9	4.1	1	10.3	18.5	0.30	<0.05	15.1	0.137	6.14
K979206		210	245	189.0	<0.002	0.22	55.5	1.9	1	15.8	8.2	0.20	<0.05	8.7	0.075	4.25
K979207		670	>10000	66.0	0.002	2.72	54.2	7.7	7	2.8	432	0.31	0.16	3.8	0.211	0.79
K979208		370	58.3	293	<0.002	0.15	20.5	3.7	1	6.9	30.7	0.64	<0.05	15.8	0.132	4.79

***** See Appendix Page for comments regarding this certificate *****

ALS Canada Ltd.
2103 Dollarton Hwy
North Vancouver BC V7H 0A7
Phone: 604 984 0221 Fax: 604 984 0218 www.alsglobal.com

To: **SILVER RANGE RESOURCES LTD.**
C/ O ARCHER, CATHRO & ASSOCIATES (1981) LIMITED
1016- 510 W HASTINGS ST
VANCOUVER BC V6B 1L8

Finalized Date: 4- SEP- 2012
Account: RANSIL

Project: CR02 - Group 5

CERTIFICATE OF ANALYSIS WH12190097

Sample Description	Method	ME-MS61	ME-MS61	ME-MS61	ME-MS61	ME-MS61	ME-MS61	Ag-OG62	Pb-OG62	Zn-OG62
	Analyte	U	V	W	Y	Zn	Zr	Ag	Pb	Zn
	Units	ppm	ppm	ppm	ppm	ppm	ppm	ppm	%	%
	LOR	0.1	1	0.1	0.1	2	0.5	1	0.001	0.001
K979173		6.5	28	1.9	7.5	125	37.1			
K979174		3.2	33	2.1	5.2	52	45.3			
K979175		4.4	28	1.5	5.1	110	43.0			
K979176		0.7	2	0.1	0.9	11	0.9			
K979177		5.9	28	2.0	6.4	77	52.3			
K979178		7.5	21	1.5	8.8	174	53.9			
K979179		1.8	63	9.6	12.6	>10000	47.4		1.985	2.09
K979180		6.8	28	3.2	7.8	264	54.1			
K979181		5.3	15	2.7	7.1	745	60.5	436		
K979182		5.4	11	1.8	8.0	281	43.9			
K979183		5.8	17	1.9	8.6	296	68.1			
K979184		5.2	21	3.0	8.0	363	73.7			
K979185		7.8	22	3.1	8.4	177	91.0			
K979186		10.7	22	4.0	9.7	109	90.6			
K979187		7.3	21	4.6	9.2	57	85.8			
K979188		8.2	21	4.6	9.1	49	87.7			
K979189		6.4	26	6.1	9.3	98	53.0			
K979190		9.1	20	4.5	7.7	85	55.9			
K979191		6.1	20	6.3	7.0	32	66.6			
K979192		9.1	16	2.5	12.0	221	57.8			
K979193		8.3	17	2.4	7.9	175	62.6			
K979194		7.4	20	6.6	6.7	62	68.3			
K979195		6.4	22	3.3	6.9	143	63.5			
K979196		0.5	3	0.1	1.0	16	0.8			
K979197		4.9	17	4.8	7.1	159	51.4			
K979198		5.2	17	5.0	8.2	170	53.6			
K979199		5.2	25	3.7	7.4	110	66.4			
K979200		5.0	18	2.2	6.9	129	44.2			
K979201		4.4	15	2.8	7.3	256	48.3			
K979202		4.7	15	2.3	6.5	618	50.1			
K979203		6.6	23	2.5	7.0	237	80.4			
K979204		5.0	15	3.6	5.5	138	54.1			
K979205		5.8	17	2.2	7.9	145	55.4			
K979206		4.1	9	2.2	9.5	645	30.9			
K979207		1.8	64	9.5	11.7	>10000	37.9		2.01	1.995
K979208		6.8	17	4.4	6.1	117	61.5			

***** See Appendix Page for comments regarding this certificate *****

ALS Canada Ltd.
2103 Dollarton Hwy
North Vancouver BC V7H 0A7
Phone: 604 984 0221 Fax: 604 984 0218 www.alsglobal.com

To: **SILVER RANGE RESOURCES LTD.**
C/O ARCHER, CATHRO & ASSOCIATES (1981) LIMITED
1016- 510 W HASTINGS ST
VANCOUVER BC V6B 1L8

Page: Appendix 1
Total # Appendix Pages: 1
Finalized Date: 4- SEP- 2012
Account: RANSIL

Project: CR02 - Group 5

CERTIFICATE OF ANALYSIS WH12190097

Method	CERTIFICATE COMMENTS
ME-MS61	Interference: Ca> 10% on ICP-MS As, ICP-AES results shown.
ME-MS61	REE's may not be totally soluble in this method.

ALS Canada Ltd.
2103 Dollarton Hwy
North Vancouver BC V7H 0A7
Phone: 604 984 0221 Fax: 604 984 0218 www.alsglobal.com

To: **SILVER RANGE RESOURCES LTD.**
C/O ARCHER, CATHRO & ASSOCIATES (1981) LIMITED
1016-510 W HASTINGS ST
VANCOUVER BC V6B 1L8

Finalized Date: 3-SEP-2012
Account: RANSIL

CERTIFICATE WH12190098

Project: CIRQUE - Group 5

P.O. No.: Batch 23

This report is for 36 Drill Core samples submitted to our lab in Whitehorse, YT, Canada on 14-AUG-2012.

The following have access to data associated with this certificate:

MATT DUMALA	JOAN MARIACHER	HEATHER SMITH

SAMPLE PREPARATION

ALS CODE	DESCRIPTION
WEI-21	Received Sample Weight
LOG-22	Sample login - Rcd w/o BarCode
CRU-31	Fine crushing - 70%<2mm
CRU-QC	Crushing QC Test
SPL-21	Split sample - riffle splitter
PUL-QC	Pulverizing QC Test
PUL-31	Pulverize split to 85%<75 um
LOG-22d	Sample login - Rcd w/o BarCode dup
SPL-21d	Split sample - duplicate
PUL-31d	Pulverize Split - duplicate
LOG-23	Pulp Login - Rcvd with Barcode

ANALYTICAL PROCEDURES

ALS CODE	DESCRIPTION	INSTRUMENT
Au-AA24	Au 50g FA AA finish	AAS
ME-OG62	Ore Grade Elements - Four Acid	ICP-AES
Sn-XRF05	Sn-Trace Level XRF Analysis	XRF
ME-MS61	48 element four acid ICP-MS	
Pb-OG62	Ore Grade Pb - Four Acid	VARIABLE
Zn-OG62	Ore Grade Zn - Four Acid	VARIABLE

To: **SILVER RANGE RESOURCES LTD.**
ATTN: JOAN MARIACHER
C/O ARCHER, CATHRO & ASSOCIATES (1981) LIMITED
1016-510 W HASTINGS ST
VANCOUVER BC V6B 1L8

This is the Final Report and supersedes any preliminary report with this certificate number. Results apply to samples as submitted. All pages of this report have been checked and approved for release.

***** See Appendix Page for comments regarding this certificate *****

Signature: 

Colin Ramshaw, Vancouver Laboratory Manager

ALS Canada Ltd.
2103 Dollarton Hwy
North Vancouver BC V7H 0A7
Phone: 604 984 0221 Fax: 604 984 0218 www.alsglobal.com

To: **SILVER RANGE RESOURCES LTD.**
C/O ARCHER, CATHRO & ASSOCIATES (1981) LIMITED
1016-510 W HASTINGS ST
VANCOUVER BC V6B 1L8

Finalized Date: 3-SEP-2012
Account: RANSIL

Project: CIRQUE - Group 5

CERTIFICATE OF ANALYSIS WH12190098

Sample Description	Method	WEI-21	Au-AA24	Sn-XRF05	ME-MS61	ME-MS61	ME-MS61	ME-MS61	ME-MS61	ME-MS61	ME-MS61	ME-MS61	ME-MS61	ME-MS61	ME-MS61	ME-MS61
	Analyte	Recvd Wt.	Au	Sn	Ag	Al	As	Ba	Be	Bi	Ca	Cd	Ce	Co	Cr	Cs
	Units	kg	ppm	ppm	ppm	%	ppm	ppm	ppm	ppm	%	ppm	ppm	ppm	ppm	ppm
	LOR	0.02	0.005	5	0.01	0.01	0.2	10	0.05	0.01	0.01	0.02	0.01	0.1	1	0.05
K979137		3.17	0.019	13	3.17	7.09	616	280	4.56	0.47	0.30	0.22	61.8	2.2	14	25.6
K979138		2.21	0.005	12	2.50	7.64	100.5	480	4.10	0.50	0.15	0.06	69.0	2.7	11	26.7
K979139		1.02	0.013	19	4.92	5.96	289	160	4.53	0.69	0.94	0.91	43.0	3.2	7	21.1
K979140		3.64	<0.005	<5	0.03	0.08	5	20	0.07	0.02	22.3	0.07	2.13	1.2	<1	0.26
K979141		4.47	<0.005	10	1.04	7.56	78.0	560	4.66	0.67	0.29	0.08	70.8	2.1	9	27.7
K979142		2.55	<0.005	9	0.42	7.73	64.2	620	5.63	0.56	0.47	0.37	70.9	6.2	10	23.7
K979143		2.00	<0.005	10	0.92	7.68	53.3	440	4.43	0.65	0.13	0.18	68.7	2.5	10	29.3
K979144		1.00	<0.005	14	1.99	7.24	37.1	260	5.08	0.61	0.20	0.16	59.1	2.4	7	26.2
K979145		2.72	<0.005	13	1.73	7.48	89.8	360	4.41	0.54	0.18	0.18	62.3	1.3	9	27.6
K979146		1.15	0.015	31	8.98	4.57	321	70	3.33	0.26	0.44	4.14	36.1	1.5	7	23.8
K979147		3.45	0.005	12	2.01	6.30	197.0	220	3.97	0.39	0.26	0.29	69.0	0.8	7	21.9
K979148		0.26	0.115	7	63.0	5.02	2600	600	0.66	4.23	7.36	135.0	29.3	13.6	42	3.35
K979149		0.64	0.018	12	3.11	5.03	558	200	5.40	0.33	0.27	0.61	61.4	2.0	8	18.55
K979150		1.47	<0.005	8	1.52	8.08	100.5	270	4.38	0.65	0.18	0.07	74.7	0.7	9	25.7
K979151		1.29	0.011	20	39.6	4.92	330	60	3.31	0.29	0.35	1.58	55.6	1.3	7	19.15
K979152		<0.02	0.014	21	47.0	4.97	383	60	3.28	0.30	0.36	1.58	55.4	1.3	8	19.50
K979153		4.26	<0.005	8	0.57	7.58	22.8	210	4.82	0.54	0.17	0.08	75.3	1.6	7	29.8
K979154		4.45	<0.005	9	0.38	7.96	102.0	540	4.93	0.54	0.31	0.08	82.4	2.7	7	33.6
K979155		4.25	<0.005	8	0.32	7.64	92.0	560	5.52	0.63	0.81	0.06	75.7	3.9	7	23.4
K979156		4.42	<0.005	11	0.09	7.50	6.2	590	5.73	0.65	0.96	0.04	84.1	3.9	8	20.8
K979157		0.26	0.094	6	59.8	4.83	2580	570	0.71	4.13	7.20	131.0	27.1	13.0	42	3.12
K979158		3.70	<0.005	9	0.70	7.41	81.6	350	4.71	0.71	0.23	0.03	70.4	1.0	10	31.3
K979159		2.47	<0.005	12	0.81	6.70	48.4	200	4.49	0.72	0.14	0.02	63.8	1.3	7	29.2
K979160		3.56	<0.005	10	0.07	7.31	6.3	390	5.99	1.29	0.78	0.07	57.6	2.4	10	19.70
K979161		1.83	<0.005	10	0.05	7.19	5.9	390	6.31	1.07	0.75	0.05	58.0	2.5	8	19.05
K979162		1.00	<0.005	9	0.06	7.13	7.6	320	4.86	0.97	0.43	0.05	44.5	1.6	7	16.95
K979163		3.59	<0.005	10	0.24	7.79	123.0	500	6.40	0.86	0.26	0.05	75.2	1.7	8	20.5
K979164		1.29	<0.005	11	0.10	7.88	5.4	520	6.96	0.98	0.33	0.04	73.0	3.6	7	17.35
K979165		4.03	<0.005	<5	0.01	0.13	<5	30	0.09	0.02	21.5	0.06	1.43	1.2	<1	0.86
K979166		2.46	<0.005	10	0.22	7.25	3.0	450	5.77	1.11	0.44	0.04	60.8	2.0	8	15.35
K979167		3.98	0.022	14	3.37	7.11	588	160	5.00	0.49	0.36	0.15	61.5	1.5	13	28.0
K979168		1.35	0.075	17	25.7	5.41	1590	120	4.62	0.47	0.51	0.47	49.9	2.4	7	23.1
K979169		4.24	0.007	8	1.93	6.65	281	310	3.72	0.63	0.18	<0.02	59.2	1.0	11	25.8
K979170		2.69	0.012	8	1.82	7.01	369	470	3.48	0.61	0.11	<0.02	66.1	0.8	11	24.5
K979171		1.15	0.009	13	2.25	6.92	330	260	4.82	0.53	0.18	0.06	59.7	1.8	10	27.6
K979172		3.04	0.008	11	1.24	7.31	375	440	4.04	0.53	0.16	<0.02	65.3	1.4	17	28.2

***** See Appendix Page for comments regarding this certificate *****

ALS Canada Ltd.
2103 Dollarton Hwy
North Vancouver BC V7H 0A7
Phone: 604 984 0221 Fax: 604 984 0218 www.alsglobal.com

To: **SILVER RANGE RESOURCES LTD.**
C/O ARCHER, CATHRO & ASSOCIATES (1981) LIMITED
1016-510 W HASTINGS ST
VANCOUVER BC V6B 1L8

Finalized Date: 3-SEP-2012
Account: RANSIL

Project: CIRQUE - Group 5

CERTIFICATE OF ANALYSIS WH12190098

Sample Description	Method	ME-MS61	ME-MS61	ME-MS61	ME-MS61	ME-MS61	ME-MS61	ME-MS61	ME-MS61	ME-MS61	ME-MS61	ME-MS61	ME-MS61	ME-MS61	ME-MS61	ME-MS61
	Analyte	Cu	Fe	Ga	Ge	Hf	In	K	La	Li	Mg	Mn	Mo	Na	Nb	Ni
	Units	ppm	%	ppm	ppm	ppm	ppm	%	ppm	ppm	%	ppm	ppm	%	ppm	ppm
	LOR	0.2	0.01	0.05	0.05	0.1	0.005	0.01	0.5	0.2	0.01	5	0.05	0.01	0.1	0.2
K979137		49.0	1.79	25.4	0.16	1.4	0.032	3.82	30.7	81.8	0.25	11850	0.38	0.09	7.9	3.0
K979138		6.1	1.32	25.9	0.19	1.8	0.036	4.79	35.3	126.0	0.30	1880	0.49	0.14	9.9	2.1
K979139		4.4	2.37	26.7	0.16	1.4	0.030	3.05	20.1	49.9	0.26	38200	0.32	0.05	8.7	3.5
K979140		2.3	0.50	0.50	0.10	<0.1	0.006	0.04	1.1	4.0	13.40	271	0.34	<0.01	0.4	2.4
K979141		5.0	1.51	26.1	0.21	1.9	0.036	5.17	35.5	69.6	0.29	4620	0.38	0.15	10.5	2.4
K979142		5.1	1.51	27.8	0.20	2.1	0.042	5.05	34.7	72.8	0.28	7980	0.35	0.59	12.3	5.6
K979143		4.3	1.34	28.4	0.20	1.8	0.044	4.98	33.9	43.6	0.25	2090	0.38	0.14	11.2	2.4
K979144		4.8	2.13	25.6	0.22	1.7	0.031	3.85	30.1	42.4	0.24	12950	0.35	0.08	10.1	2.4
K979145		4.6	1.77	26.7	0.20	1.7	0.037	4.54	30.5	53.1	0.24	6340	0.33	0.11	8.9	1.6
K979146		24.5	2.29	21.7	0.16	0.8	0.024	1.98	17.9	87.3	0.20	38900	0.47	0.02	5.1	1.3
K979147		1.8	1.66	23.9	0.17	2.0	0.027	3.32	35.9	81.4	0.24	7800	0.55	0.06	5.6	1.1
K979148		1045	3.91	12.55	0.13	1.5	0.092	1.44	15.2	17.5	0.73	2910	5.39	1.27	4.9	25.3
K979149		4.1	3.94	20.7	0.18	1.6	0.024	2.71	31.9	89.3	0.24	17050	0.81	0.05	4.3	2.4
K979150		1.6	1.12	27.6	0.18	2.4	0.039	4.53	37.9	60.6	0.31	635	0.44	0.08	7.9	1.1
K979151		5.5	3.09	23.7	0.17	1.5	0.024	2.24	28.7	58.7	0.23	44300	0.69	0.02	4.6	1.3
K979152		5.3	3.21	22.9	0.14	1.5	0.024	2.28	28.5	57.1	0.24	45400	0.82	0.02	4.6	1.5
K979153		2.7	1.26	28.0	0.17	2.3	0.037	3.82	38.1	56.8	0.22	2340	0.27	0.06	7.5	1.4
K979154		2.0	1.40	28.1	0.20	2.5	0.036	4.80	41.8	88.0	0.29	2460	0.25	0.60	7.3	2.0
K979155		2.3	1.32	26.5	0.19	2.3	0.034	4.48	39.2	169.0	0.34	3470	0.26	1.33	7.1	2.7
K979156		2.0	1.36	27.3	0.22	2.5	0.035	4.40	42.9	138.5	0.34	2550	0.25	1.56	7.3	2.7
K979157		1020	3.73	12.20	0.16	1.4	0.094	1.41	14.1	17.2	0.70	2830	5.14	1.23	4.7	24.4
K979158		2.0	1.14	25.1	0.18	2.2	0.033	4.23	35.5	178.5	0.22	541	0.24	0.10	8.3	1.6
K979159		1.5	1.17	25.6	0.19	2.1	0.033	3.44	33.1	89.2	0.24	215	0.36	0.06	8.3	1.6
K979160		1.2	1.21	25.4	0.19	1.9	0.039	4.25	29.5	69.7	0.23	1420	0.28	1.62	11.8	2.3
K979161		1.8	1.17	25.2	0.16	2.1	0.036	4.20	29.3	73.5	0.23	1460	0.24	1.69	11.7	2.3
K979162		3.4	1.03	25.5	0.19	1.7	0.045	4.23	22.8	84.2	0.19	887	0.19	1.27	10.7	1.7
K979163		2.7	1.22	27.1	0.21	2.4	0.038	4.53	38.6	126.5	0.25	625	0.26	1.02	9.5	2.2
K979164		3.6	1.02	27.7	0.20	2.5	0.038	4.36	37.0	57.3	0.23	211	0.27	1.72	10.5	2.7
K979165		1.4	0.50	0.60	0.14	<0.1	0.005	0.08	0.7	4.3	13.00	221	0.47	0.01	0.5	3.1
K979166		2.5	1.04	26.7	0.27	2.0	0.038	4.06	31.4	61.5	0.25	398	0.27	1.64	11.9	2.3
K979167		5.6	2.18	25.3	0.19	1.6	0.035	3.47	31.4	60.4	0.30	16000	0.35	0.05	8.6	2.1
K979168		13.2	4.45	22.4	0.19	1.3	0.030	2.62	26.1	54.3	0.24	30500	0.62	0.04	6.9	2.8
K979169		17.3	1.64	23.7	0.17	1.8	0.032	4.06	29.9	51.7	0.25	675	0.27	0.08	9.2	1.5
K979170		1.1	1.42	24.0	0.20	1.9	0.031	4.72	33.8	44.2	0.26	640	0.57	0.12	10.4	1.5
K979171		6.5	1.98	24.4	0.19	1.7	0.041	3.85	29.6	50.9	0.23	2420	0.27	0.08	10.2	2.6
K979172		3.2	1.43	25.2	0.22	1.6	0.033	4.92	33.6	40.5	0.26	1160	0.74	0.13	11.1	1.9

***** See Appendix Page for comments regarding this certificate *****

ALS Canada Ltd.
2103 Dollarton Hwy
North Vancouver BC V7H 0A7
Phone: 604 984 0221 Fax: 604 984 0218 www.alsglobal.com

To: **SILVER RANGE RESOURCES LTD.**
C/O ARCHER, CATHRO & ASSOCIATES (1981) LIMITED
1016- 510 W HASTINGS ST
VANCOUVER BC V6B 1L8

Finalized Date: 3- SEP- 2012
Account: RANSIL

Project: CIRQUE - Group 5

CERTIFICATE OF ANALYSIS WH12190098

Sample Description	Method	ME-MS61	ME-MS61	ME-MS61	ME-MS61	ME-MS61	ME-MS61	ME-MS61	ME-MS61	ME-MS61	ME-MS61	ME-MS61	ME-MS61	ME-MS61	ME-MS61	ME-MS61
	Analyte	P	Pb	Rb	Re	S	Sb	Sc	Se	Sn	Sr	Ta	Te	Th	Ti	Tl
	Units	ppm	ppm	ppm	ppm	%	ppm	ppm	ppm	ppm	ppm	ppm	ppm	ppm	%	ppm
	LOR	10	0.5	0.1	0.002	0.01	0.05	0.1	1	0.2	0.2	0.05	0.05	0.2	0.005	0.02
K979137		440	64.2	348	<0.002	0.22	26.4	4.6	1	10.4	34.0	0.76	<0.05	15.0	0.176	6.62
K979138		410	52.7	394	<0.002	0.22	14.45	5.3	1	8.0	63.3	0.81	<0.05	17.2	0.194	6.08
K979139		420	153.0	268	<0.002	0.53	20.6	3.6	1	16.8	19.3	0.69	<0.05	12.0	0.145	6.78
K979140		190	1.8	2.8	<0.002	<0.01	0.11	0.2	1	<0.2	41.1	<0.05	<0.05	0.2	<0.005	0.03
K979141		500	55.2	410	<0.002	0.38	12.10	4.9	1	8.9	67.6	0.88	<0.05	18.4	0.184	6.49
K979142		550	46.7	391	<0.002	0.36	5.76	5.7	1	7.8	91.5	0.89	<0.05	18.9	0.197	4.51
K979143		480	49.1	401	<0.002	0.19	11.35	6.1	1	8.7	57.9	0.77	<0.05	17.5	0.196	7.08
K979144		500	89.1	325	<0.002	0.04	14.20	4.2	1	12.9	27.2	0.73	<0.05	15.6	0.179	7.55
K979145		560	119.0	421	<0.002	0.11	15.95	4.8	1	8.6	48.2	0.61	<0.05	15.5	0.185	5.89
K979146		300	44.0	226	<0.002	0.32	23.1	2.6	1	31.9	11.3	0.34	<0.05	9.4	0.113	4.67
K979147		450	63.9	357	<0.002	0.20	17.80	3.9	1	10.7	41.3	0.37	<0.05	17.8	0.148	6.24
K979148		680	>10000	74.4	0.003	2.78	61.9	8.3	4	3.1	445	0.33	0.18	4.1	0.216	0.79
K979149		400	107.0	269	<0.002	0.30	30.9	3.4	1	9.1	39.8	0.28	<0.05	14.6	0.113	5.45
K979150		600	57.0	520	<0.002	0.20	16.25	4.6	1	8.3	45.5	0.50	<0.05	19.5	0.175	7.30
K979151		340	1835	249	<0.002	0.18	50.5	2.4	1	15.8	7.3	0.30	<0.05	14.1	0.115	6.14
K979152		340	2250	246	<0.002	0.21	54.8	2.4	1	16.0	7.3	0.32	<0.05	13.6	0.116	6.00
K979153		490	60.7	339	<0.002	0.13	12.30	4.4	1	7.6	32.2	0.52	<0.05	19.2	0.176	7.01
K979154		540	51.0	359	<0.002	0.08	9.94	4.3	1	6.8	92.8	0.49	<0.05	20.3	0.180	3.41
K979155		580	50.3	335	<0.002	0.20	6.33	4.2	1	7.9	132.0	0.54	<0.05	19.4	0.175	2.70
K979156		540	47.8	321	<0.002	0.09	1.68	4.4	1	7.2	157.5	0.48	<0.05	20.9	0.182	2.64
K979157		650	>10000	67.7	0.002	2.68	58.9	7.9	4	3.0	424	0.31	0.19	4.0	0.212	0.77
K979158		520	48.5	395	<0.002	0.36	12.50	3.9	1	10.4	53.1	0.79	<0.05	18.2	0.153	6.45
K979159		360	48.5	367	<0.002	0.41	13.55	4.2	1	8.3	27.4	0.85	<0.05	17.1	0.147	5.77
K979160		620	42.9	312	<0.002	0.25	2.02	3.7	1	10.1	110.0	1.53	<0.05	14.8	0.148	2.85
K979161		620	43.9	315	<0.002	0.24	1.93	3.7	1	9.8	113.5	1.62	<0.05	14.8	0.142	2.70
K979162		670	41.1	307	<0.002	0.32	2.44	4.4	1	10.2	82.3	1.71	<0.05	11.4	0.117	2.83
K979163		560	47.1	359	<0.002	0.12	3.51	4.2	1	9.4	107.5	1.11	<0.05	19.4	0.157	3.47
K979164		590	44.6	314	<0.002	<0.01	1.60	4.4	1	10.5	144.0	1.26	<0.05	19.7	0.160	2.54
K979165		170	1.8	5.9	<0.002	<0.01	<0.05	0.3	1	0.2	40.4	<0.05	<0.05	<0.2	0.005	0.04
K979166		550	44.0	304	<0.002	0.01	1.71	4.0	1	10.2	123.5	1.31	<0.05	16.0	0.141	2.32
K979167		500	90.4	365	<0.002	0.25	29.5	4.6	1	10.1	21.5	0.73	<0.05	15.1	0.174	6.86
K979168		350	367	263	<0.002	0.51	64.5	3.2	1	13.6	15.0	0.51	<0.05	11.3	0.120	5.26
K979169		440	68.1	358	<0.002	0.41	19.10	4.6	1	7.8	40.2	0.77	<0.05	14.4	0.148	5.92
K979170		350	45.3	403	<0.002	0.52	25.0	4.2	1	6.8	57.8	0.82	<0.05	16.5	0.168	7.00
K979171		460	97.4	320	<0.002	0.44	20.9	5.8	1	12.4	29.7	0.64	<0.05	15.1	0.182	7.43
K979172		420	47.0	395	<0.002	0.42	16.55	5.0	1	8.0	53.5	0.80	<0.05	15.5	0.186	7.22

***** See Appendix Page for comments regarding this certificate *****

ALS Canada Ltd.
2103 Dollarton Hwy
North Vancouver BC V7H 0A7
Phone: 604 984 0221 Fax: 604 984 0218 www.alsglobal.com

To: **SILVER RANGE RESOURCES LTD.**
C/O ARCHER, CATHRO & ASSOCIATES (1981) LIMITED
1016-510 W HASTINGS ST
VANCOUVER BC V6B 1L8

Finalized Date: 3-SEP-2012
Account: RANSIL

Project: CIRQUE - Group 5

CERTIFICATE OF ANALYSIS WH12190098

Sample Description	Method	ME-MS61	ME-MS61	ME-MS61	ME-MS61	ME-MS61	ME-MS61	Pb-OG62	Zn-OG62
	Analyte	U	V	W	Y	Zn	Zr	Pb	Zn
	Units	ppm	ppm	ppm	ppm	ppm	ppm	%	%
	LOR	0.1	1	0.1	0.1	2	0.5	0.001	0.001
K979137		7.6	23	5.2	10.4	145	49.9		
K979138		6.7	25	5.1	6.4	86	61.5		
K979139		6.1	19	2.9	10.6	711	48.3		
K979140		0.5	3	0.1	1.0	20	0.5		
K979141		8.8	22	3.5	8.6	141	67.3		
K979142		8.0	23	3.2	13.1	310	71.4		
K979143		7.2	25	3.5	9.8	169	64.8		
K979144		7.3	25	3.2	10.1	262	61.6		
K979145		7.4	25	4.7	8.3	277	58.7		
K979146		3.7	16	2.7	7.7	3230	29.6		
K979147		5.7	19	3.4	8.6	241	74.6		
K979148		1.8	66	9.8	14.2	>10000	48.0	1.960	1.935
K979149		6.4	16	3.4	12.9	579	57.4		
K979150		6.0	21	3.5	5.7	102	83.9		
K979151		5.0	16	2.5	8.5	608	54.1		
K979152		4.9	16	2.5	8.5	649	53.8		
K979153		7.0	21	4.3	7.5	161	84.8		
K979154		7.3	22	5.1	10.9	139	89.8		
K979155		9.5	21	2.9	9.8	112	82.8		
K979156		8.8	23	2.2	11.0	109	90.0		
K979157		1.7	63	9.3	13.2	>10000	44.6	1.980	1.930
K979158		6.5	19	4.1	7.1	37	76.9		
K979159		5.6	18	2.3	5.1	14	73.8		
K979160		8.5	16	1.5	9.5	72	66.4		
K979161		9.4	15	1.5	9.8	76	67.2		
K979162		9.7	11	1.9	7.7	52	55.0		
K979163		8.3	19	1.9	8.2	56	80.1		
K979164		10.0	19	2.1	11.3	89	83.8		
K979165		0.4	4	0.1	1.0	15	0.7		
K979166		8.1	17	2.7	9.4	63	69.4		
K979167		7.6	23	2.6	9.0	143	54.9		
K979168		6.2	16	1.4	8.6	406	44.9		
K979169		3.6	18	1.9	4.1	48	60.6		
K979170		3.1	19	1.9	4.4	12	64.5		
K979171		8.1	23	1.7	7.0	151	60.1		
K979172		4.1	25	2.0	4.8	44	56.9		

***** See Appendix Page for comments regarding this certificate *****

ALS Canada Ltd.
2103 Dollarton Hwy
North Vancouver BC V7H 0A7
Phone: 604 984 0221 Fax: 604 984 0218 www.alsglobal.com

To: **SILVER RANGE RESOURCES LTD.**
C/O ARCHER, CATHRO & ASSOCIATES (1981) LIMITED
1016- 510 W HASTINGS ST
VANCOUVER BC V6B 1L8

Project: CIRQUE - Group 5

Page: Appendix 1
Total # Appendix Pages: 1
Finalized Date: 3- SEP- 2012
Account: RANSIL

CERTIFICATE OF ANALYSIS WH12190098

Method	CERTIFICATE COMMENTS
ME- MS61	Interference: Ca> 10% on ICP- MS As, ICP- AES results shown.
ME- MS61	REE's may not be totally soluble in this method.

ALS Canada Ltd.

2103 Dollarton Hwy
North Vancouver BC V7H 0A7
Phone: 604 984 0221 Fax: 604 984 0218 www.alsglobal.com

To: **SILVER RANGE RESOURCES LTD.**
C/O ARCHER, CATHRO & ASSOCIATES (1981) LIMITED
1016-510 W HASTINGS ST
VANCOUVER BC V6B 1L8

Finalized Date: 2-SEP-2012
Account: RANSIL

CERTIFICATE WH12190099

Project: SNAIL

P.O. No.: Snail

This report is for 22 Rock samples submitted to our lab in Whitehorse, YT, Canada on 14-AUG-2012.

The following have access to data associated with this certificate:

MATT DUMALA	JOAN MARIACHER	HEATHER SMITH

SAMPLE PREPARATION

ALS CODE	DESCRIPTION
WEI-21	Received Sample Weight
LOG-22	Sample login - Rcd w/o BarCode
CRU-31	Fine crushing - 70%<2mm
SPL-21	Split sample - riffle splitter
CRU-QC	Crushing QC Test
PUL-QC	Pulverizing QC Test
PUL-31	Pulverize split to 85%<75 um

ANALYTICAL PROCEDURES

ALS CODE	DESCRIPTION	INSTRUMENT
ME-OG62	Ore Grade Elements - Four Acid	ICP-AES
ME-MS61	48 element four acid ICP-MS	
Ag-OG62	Ore Grade Ag - Four Acid	VARIABLE
Cu-OG62	Ore Grade Cu - Four Acid	VARIABLE
Au-AA23	Au 30g FA-AA finish	AAS
Au-GRA21	Au 30g FA-GRAV finish	WST-SIM

To: **SILVER RANGE RESOURCES LTD.**
ATTN: JOAN MARIACHER
C/O ARCHER, CATHRO & ASSOCIATES (1981) LIMITED
1016-510 W HASTINGS ST
VANCOUVER BC V6B 1L8

This is the Final Report and supersedes any preliminary report with this certificate number. Results apply to samples as submitted. All pages of this report have been checked and approved for release.

***** See Appendix Page for comments regarding this certificate *****

Signature:

Colin Ramshaw, Vancouver Laboratory Manager

ALS Canada Ltd.
2103 Dollarton Hwy
North Vancouver BC V7H 0A7
Phone: 604 984 0221 Fax: 604 984 0218 www.alsglobal.com

To: **SILVER RANGE RESOURCES LTD.**
C/O ARCHER, CATHRO & ASSOCIATES (1981) LIMITED
1016-510 W HASTINGS ST
VANCOUVER BC V6B 1L8

Finalized Date: 2-SEP-2012
Account: RANSIL

Project: SNAIL

CERTIFICATE OF ANALYSIS WH12190099

Sample Description	Method	WEI-21	ME-MS61	ME-MS61	ME-MS61	ME-MS61	ME-MS61	ME-MS61	ME-MS61	ME-MS61	ME-MS61	ME-MS61	ME-MS61	ME-MS61	ME-MS61	ME-MS61
	Analyte	Recvd Wt.	Ag	Al	As	Ba	Be	Bi	Ca	Cd	Ce	Co	Cr	Cs	Cu	Fe
	Units	kg	ppm	%	ppm	ppm	ppm	ppm	%	ppm	ppm	ppm	ppm	ppm	ppm	%
	LOR	0.02	0.01	0.01	0.2	10	0.05	0.01	0.01	0.02	0.01	0.1	1	0.05	0.2	0.01
M676824		0.87	2.08	7.28	79.9	2690	2.34	0.36	4.79	3.55	50.7	10.7	97	5.05	157.5	3.70
M676825		0.86	5.32	2.12	48.0	200	0.44	7.37	0.60	0.11	12.10	8.3	52	1.66	174.0	25.1
M676826		0.84	>100	1.95	>10000	170	0.16	2340	0.06	7.01	3.03	277	4	2.53	>10000	16.90
M676827		1.02	3.13	7.21	603	1120	0.88	17.35	3.64	0.49	43.2	10.9	28	8.29	476	4.17
M676828		1.08	1.85	4.94	1890	550	2.24	27.0	2.33	0.23	82.9	10.9	95	2.10	544	4.17
M676829		0.94	0.73	1.44	32.3	150	0.18	1.06	5.68	0.18	26.2	65.2	19	6.73	1075	17.05
M676830		0.46	6.32	3.34	33.7	240	1.02	7.75	3.48	1.00	33.6	26.1	52	3.13	1515	26.7
M676831		0.68	2.50	6.00	10.7	2220	2.13	0.30	4.70	1.20	46.0	7.8	78	7.14	337	3.03
M676832		0.98	0.69	9.64	58.9	1030	0.76	0.81	9.46	0.13	133.0	34.9	32	12.10	72.8	6.62
M676833		0.94	0.47	3.41	28	570	0.45	0.89	11.45	2.15	33.8	13.3	26	1.88	81.9	6.72
M676834		1.20	0.47	5.86	6.3	410	0.73	0.77	9.74	0.30	99.3	20.0	37	6.43	104.5	5.14
M676835		0.46	0.45	5.37	179.5	810	0.83	1.01	4.96	0.18	60.6	23.3	65	2.37	55.4	4.44
M676836		0.87	1.61	8.18	125.5	120	0.54	4.43	4.54	0.71	41.2	29.8	28	7.14	322	13.35
M676837		0.63	3.67	9.85	>10000	140	2.71	20.4	0.15	1.90	19.45	354	14	13.05	259	10.70
M676838		0.54	21.8	0.35	>10000	140	0.08	1545	0.02	0.96	9.91	85.6	11	0.24	113.5	19.45
M676839		0.55	>100	0.55	1040	90	0.15	8430	0.07	2.42	3.57	1.9	12	1.77	136.5	0.75
M676840		0.40	6.81	7.15	5620	1650	1.52	50.6	3.38	3.58	56.1	6.4	15	15.10	961	2.82
M676841		0.77	1.93	4.12	47	1360	1.51	23.9	10.15	27.8	55.4	5.4	41	11.35	202	4.07
M676842		0.98	0.66	4.49	109.0	2020	1.94	4.58	0.32	0.26	32.2	0.9	120	5.02	42.7	1.21
M676843		0.75	0.38	7.87	20.8	660	0.83	5.24	4.73	0.23	56.1	9.9	19	6.44	103.5	4.25
M676844		1.24	2.10	7.53	82.9	1960	2.13	1.47	1.88	1.13	74.2	5.9	11	7.06	58.3	3.18
M676845		0.67	3.27	7.49	10.8	1620	2.68	8.25	2.23	3.63	75.5	4.8	10	4.77	76.8	3.08

***** See Appendix Page for comments regarding this certificate *****

ALS Canada Ltd.
2103 Dollarton Hwy
North Vancouver BC V7H 0A7
Phone: 604 984 0221 Fax: 604 984 0218 www.alsglobal.com

To: **SILVER RANGE RESOURCES LTD.**
C/O ARCHER, CATHRO & ASSOCIATES (1981) LIMITED
1016- 510 W HASTINGS ST
VANCOUVER BC V6B 1L8

Finalized Date: 2- SEP- 2012
Account: RANSIL

Project: SNAIL

CERTIFICATE OF ANALYSIS WH12190099

Sample Description	Method	ME-MS61	ME-MS61	ME-MS61	ME-MS61	ME-MS61	ME-MS61	ME-MS61	ME-MS61	ME-MS61	ME-MS61	ME-MS61	ME-MS61	ME-MS61	ME-MS61	ME-MS61
	Analyte	Ga	Ge	Hf	In	K	La	Li	Mg	Mn	Mo	Na	Nb	Ni	P	Pb
	Units	ppm	ppm	ppm	ppm	%	ppm	ppm	%	ppm	ppm	%	ppm	ppm	ppm	ppm
	LOR	0.05	0.05	0.1	0.005	0.01	0.5	0.2	0.01	5	0.05	0.01	0.1	0.2	10	0.5
M676824		20.2	0.22	2.5	0.062	3.27	30.5	31.1	3.60	330	5.85	0.51	14.3	66.3	3820	20.7
M676825		5.27	0.62	1.6	0.011	1.27	6.4	10.3	0.58	55	65.3	0.15	6.6	79.5	200	74.6
M676826		3.22	0.94	0.6	5.77	1.62	0.9	3.7	0.04	12	47.2	0.19	2.0	2.3	90	151.0
M676827		16.60	0.14	3.1	0.899	1.75	20.9	36.1	1.05	286	0.97	1.56	9.3	2.2	430	25.7
M676828		20.6	0.29	1.9	0.123	2.59	46.9	14.4	1.39	101	5.55	0.21	16.8	50.7	5540	9.8
M676829		7.93	1.16	0.9	0.049	1.43	18.2	19.9	9.35	201	9.42	0.09	5.2	275	9710	4.4
M676830		7.61	0.91	1.7	0.029	1.73	18.3	7.8	1.70	101	14.70	0.04	11.4	121.0	5520	171.5
M676831		18.00	0.15	3.2	0.046	3.65	29.6	27.8	2.64	132	4.83	0.11	21.3	70.2	6540	17.0
M676832		28.3	0.39	3.7	0.031	1.32	69.0	38.1	2.82	490	7.61	0.16	60.9	44.7	4810	7.0
M676833		11.10	0.25	1.7	0.072	0.45	17.8	14.0	4.08	2050	3.92	0.11	13.1	18.3	1180	7.7
M676834		14.55	0.30	3.1	0.037	0.88	51.0	23.7	3.72	687	3.96	0.08	40.3	20.8	2950	4.7
M676835		20.8	0.21	3.2	0.063	0.94	27.9	9.4	1.83	385	4.06	0.06	27.9	32.2	1770	4.8
M676836		22.0	0.35	2.2	0.049	1.78	15.8	62.0	4.79	408	3.08	0.06	53.4	50.0	3080	11.2
M676837		26.8	0.46	1.1	0.350	4.28	5.9	15.3	0.62	65	0.65	0.13	6.8	11.3	450	42.6
M676838		1.28	1.92	0.1	0.715	0.08	6.4	3.1	0.05	14	6.89	0.01	1.3	149.5	1770	169.5
M676839		1.40	0.16	0.1	0.170	0.14	1.8	8.8	0.06	54	120.0	0.07	0.8	2.1	50	1340
M676840		17.25	0.22	1.5	1.210	1.90	26.2	20.3	0.83	274	0.84	1.23	9.4	6.8	440	36.8
M676841		12.20	0.18	2.2	0.699	1.65	30.9	15.8	11.00	583	12.95	0.03	8.8	25.1	5560	14.6
M676842		17.30	0.15	2.1	0.044	1.95	18.5	20.4	0.40	44	3.36	0.08	7.3	6.1	1430	11.0
M676843		19.70	0.16	2.2	0.085	1.55	25.3	23.9	1.37	492	6.24	1.21	10.9	2.5	500	6.9
M676844		19.45	0.23	2.5	0.066	4.08	35.0	23.3	0.76	135	0.92	0.95	12.3	2.0	780	233
M676845		19.90	0.23	2.5	0.415	3.27	35.6	25.3	0.61	145	0.62	1.62	12.4	2.0	760	74.5

***** See Appendix Page for comments regarding this certificate *****

ALS Canada Ltd.
2103 Dollarton Hwy
North Vancouver BC V7H 0A7
Phone: 604 984 0221 Fax: 604 984 0218 www.alsglobal.com

To: **SILVER RANGE RESOURCES LTD.**
C/O ARCHER, CATHRO & ASSOCIATES (1981) LIMITED
1016- 510 W HASTINGS ST
VANCOUVER BC V6B 1L8

Finalized Date: 2- SEP- 2012
Account: RANSIL

Project: SNAIL

CERTIFICATE OF ANALYSIS WH12190099

Sample Description	Method	ME-MS61	ME-MS61	ME-MS61	ME-MS61	ME-MS61	ME-MS61	ME-MS61	ME-MS61	ME-MS61	ME-MS61	ME-MS61	ME-MS61	ME-MS61	ME-MS61	ME-MS61
	Analyte	Rb	Re	S	Sb	Sc	Se	Sn	Sr	Ta	Te	Th	Ti	Tl	U	V
	Units	ppm	ppm	%	ppm	ppm	ppm	ppm	ppm	ppm	ppm	ppm	%	ppm	ppm	ppm
	LOR	0.1	0.002	0.01	0.05	0.1	1	0.2	0.2	0.05	0.05	0.2	0.005	0.02	0.1	1
M676824		97.5	0.036	1.18	12.10	11.8	8	1.8	230	0.96	0.05	11.7	0.358	0.73	9.0	514
M676825		42.5	0.029	>10.0	25.8	2.6	76	0.6	69.2	0.45	0.75	4.4	0.116	1.19	9.9	131
M676826		61.9	0.061	8.97	135.0	3.1	186	106.0	38.2	0.17	53.5	2.2	0.060	1.03	0.7	13
M676827		83.0	<0.002	1.48	5.59	20.5	6	50.6	312	0.70	0.22	9.2	0.404	2.04	1.9	78
M676828		85.2	0.022	0.63	3.68	9.8	15	3.5	143.5	1.09	0.60	9.6	0.281	0.61	9.4	182
M676829		104.0	0.012	>10.0	5.64	2.8	70	0.4	48.9	0.25	0.43	2.8	0.082	0.90	7.4	204
M676830		60.6	0.010	>10.0	65.0	5.0	86	1.0	198.5	0.63	0.96	6.7	0.181	0.58	4.7	100
M676831		153.5	0.023	1.43	6.70	10.3	8	1.3	339	1.16	0.06	11.7	0.320	0.89	7.4	186
M676832		37.3	0.009	3.60	4.28	28.1	44	2.7	735	4.31	0.18	6.2	2.52	1.86	2.7	393
M676833		17.5	0.005	1.77	3.30	10.6	23	2.1	264	0.93	0.09	3.9	0.406	0.33	2.3	134
M676834		77.7	0.005	2.47	3.21	20.5	35	3.6	316	2.57	0.13	5.9	1.620	1.02	2.4	237
M676835		29.5	0.006	1.99	15.40	23.1	9	2.0	373	1.85	0.07	5.9	0.965	0.36	3.5	264
M676836		64.3	0.003	7.84	23.1	33.6	12	1.6	344	3.36	0.14	4.3	1.885	1.46	1.8	486
M676837		213	<0.002	6.46	125.0	20.0	49	393	50.1	0.50	13.75	5.4	0.307	4.10	1.8	72
M676838		6.6	0.007	6.28	548	2.1	462	45.3	6.9	0.05	12.70	1.4	0.020	0.11	0.9	93
M676839		16.4	0.018	0.15	248	1.4	34	24.0	15.2	0.05	347	1.2	0.026	0.91	0.7	9
M676840		97.1	<0.002	0.60	16.20	18.1	16	60.0	237	0.81	1.00	12.4	0.340	1.48	2.8	71
M676841		124.0	0.017	1.22	4.60	6.9	16	18.8	137.5	0.49	0.98	7.8	0.190	1.06	11.3	498
M676842		116.0	0.009	0.25	11.70	8.7	7	72.0	101.5	0.47	0.10	5.2	0.173	0.97	3.9	155
M676843		68.5	0.003	0.23	0.83	23.5	3	5.0	238	0.70	0.27	8.4	0.507	0.73	1.7	91
M676844		177.5	<0.002	1.43	46.3	15.3	6	32.6	253	1.07	0.05	13.3	0.328	1.93	3.3	70
M676845		152.5	<0.002	1.06	1.98	13.3	8	20.3	266	1.09	0.35	14.7	0.282	1.42	3.5	55

***** See Appendix Page for comments regarding this certificate *****

ALS Canada Ltd.
2103 Dollarton Hwy
North Vancouver BC V7H 0A7
Phone: 604 984 0221 Fax: 604 984 0218 www.alsglobal.com

To: **SILVER RANGE RESOURCES LTD.**
C/O ARCHER, CATHRO & ASSOCIATES (1981) LIMITED
1016-510 W HASTINGS ST
VANCOUVER BC V6B 1L8

Finalized Date: 2-SEP-2012
Account: RANSIL

Project: SNAIL

CERTIFICATE OF ANALYSIS WH12190099

Sample Description	Method	ME-MS61	ME-MS61	ME-MS61	ME-MS61	Ag-OG62	Cu-OG62	Au-AA23	Au-GRA21
	Analyte	W	Y	Zn	Zr	Ag	Cu	Au	Au
	Units	ppm	ppm	ppm	ppm	ppm	%	ppm	ppm
	LOR	0.1	0.1	2	0.5	1	0.001	0.005	0.05
M676824		1.1	22.2	493	95.2			0.014	
M676825		0.5	4.9	19	54.2			0.036	
M676826		4.4	5.5	302	17.4	103	1.465	2.16	
M676827		7.9	20.2	56	110.5			0.036	
M676828		0.7	60.4	40	70.7			0.038	
M676829		0.2	16.4	119	34.0			0.021	
M676830		0.7	26.3	289	63.8			0.191	
M676831		1.0	29.9	280	125.0			0.027	
M676832		2.4	43.1	101	141.0			<0.005	
M676833		0.5	18.1	1140	64.0			<0.005	
M676834		1.0	39.1	219	110.5			<0.005	
M676835		1.1	26.1	32	129.0			<0.005	
M676836		2.2	22.1	232	94.0			<0.005	
M676837		25.6	7.9	114	26.4			0.179	
M676838		2.3	0.7	38	6.4			0.407	
M676839		305	1.8	40	3.2	260		>10.0	16.80
M676840		21.5	22.8	190	44.0			0.036	
M676841		10.5	25.1	1890	85.7			0.060	
M676842		2.8	12.0	14	82.3			<0.005	
M676843		4.8	28.4	47	81.6			0.009	
M676844		2.7	25.7	92	75.3			<0.005	
M676845		2.3	24.5	216	78.2			0.005	

***** See Appendix Page for comments regarding this certificate *****

ALS Canada Ltd.
2103 Dollarton Hwy
North Vancouver BC V7H 0A7
Phone: 604 984 0221 Fax: 604 984 0218 www.alsglobal.com

To: **SILVER RANGE RESOURCES LTD.**
C/O ARCHER, CATHRO & ASSOCIATES (1981) LIMITED
1016- 510 W HASTINGS ST
VANCOUVER BC V6B 1L8

Page: Appendix 1
Total # Appendix Pages: 1
Finalized Date: 2- SEP- 2012
Account: RANSIL

Project: SNAIL

CERTIFICATE OF ANALYSIS WH12190099

Method	CERTIFICATE COMMENTS
ME- MS61	Interference: Ca> 10% on ICP- MS As, ICP- AES results shown.
ME- MS61	REE's may not be totally soluble in this method.

ALS Canada Ltd.
2103 Dollarton Hwy
North Vancouver BC V7H 0A7
Phone: 604 984 0221 Fax: 604 984 0218 www.alsglobal.com

To: **SILVER RANGE RESOURCES LTD.**
C/O ARCHER, CATHRO & ASSOCIATES (1981) LIMITED
1016-510 W HASTINGS ST
VANCOUVER BC V6B 1L8

Finalized Date: 1-SEP-2012
Account: RANSIL

CERTIFICATE WH12193305

Project: KEG (Keg South - Group 2)

P.O. No.:

This report is for 84 Soil samples submitted to our lab in Whitehorse, YT, Canada on 17-AUG-2012.

The following have access to data associated with this certificate:

MATT DUMALA	JOAN MARIACHER	HEATHER SMITH

SAMPLE PREPARATION

ALS CODE	DESCRIPTION
WEI-21	Received Sample Weight
LOG-22	Sample login - Rcd w/o BarCode
SCR-41	Screen to -180um and save both

ANALYTICAL PROCEDURES

ALS CODE	DESCRIPTION	INSTRUMENT
Au-ICP21	Au 30g FA ICP-AES Finish	ICP-AES
ME-MS41	51 anal. aqua regia ICPMS	

To: **SILVER RANGE RESOURCES LTD.**
ATTN: JOAN MARIACHER
C/O ARCHER, CATHRO & ASSOCIATES (1981) LIMITED
1016-510 W HASTINGS ST
VANCOUVER BC V6B 1L8

This is the Final Report and supersedes any preliminary report with this certificate number. Results apply to samples as submitted. All pages of this report have been checked and approved for release.

***** See Appendix Page for comments regarding this certificate *****

Signature:

Colin Ramshaw, Vancouver Laboratory Manager

ALS Canada Ltd.
2103 Dollarton Hwy
North Vancouver BC V7H 0A7
Phone: 604 984 0221 Fax: 604 984 0218 www.alsglobal.com

To: **SILVER RANGE RESOURCES LTD.**
C/O ARCHER, CATHRO & ASSOCIATES (1981) LIMITED
1016-510 W HASTINGS ST
VANCOUVER BC V6B 1L8

Finalized Date: 1-SEP-2012
Account: RANSIL

Project: KEG (Keg South - Group 2)

CERTIFICATE OF ANALYSIS WH12193305

Sample Description	Method	WEI-21	Au-ICP21	ME-MS41	ME-MS41	ME-MS41	ME-MS41	ME-MS41	ME-MS41	ME-MS41	ME-MS41	ME-MS41	ME-MS41	ME-MS41	ME-MS41	ME-MS41
	Analyte	Recvd Wt.	Au	Ag	Al	As	Au	B	Ba	Be	Bi	Ca	Cd	Ce	Co	Cr
	Units	kg	ppm	ppm	%	ppm	ppm	ppm	ppm	ppm	ppm	%	ppm	ppm	ppm	ppm
	LOR	0.02	0.001	0.01	0.01	0.1	0.2	10	10	0.05	0.01	0.01	0.01	0.02	0.1	1
DD005501		0.06	0.015	0.82	1.93	52.1	<0.2	<10	270	1.60	0.21	1.66	3.78	36.6	20.9	36
DD005502		0.12	0.003	0.28	0.91	10.3	<0.2	<10	100	0.52	0.14	0.06	0.84	19.55	8.7	15
DD005503		0.14	0.002	0.26	0.38	10.5	<0.2	<10	90	0.25	0.16	0.04	0.69	23.3	4.5	8
DD005504		0.15	0.006	0.61	0.77	6.9	<0.2	<10	80	0.40	0.20	0.10	0.93	35.8	8.5	15
DD005505		0.12	0.006	0.46	0.80	10.7	<0.2	<10	130	0.39	0.15	0.35	0.26	20.8	2.0	13
DD005506		0.13	0.004	0.27	1.26	8.8	<0.2	<10	160	0.45	0.12	0.86	0.28	31.8	5.6	21
DD005507		0.14	0.004	0.25	1.28	9.8	<0.2	<10	210	0.44	0.22	0.23	0.37	31.4	6.9	25
DD005508		0.17	0.003	0.26	1.53	12.0	<0.2	<10	120	0.64	0.10	0.30	0.30	56.6	7.1	22
DD005509		0.14	0.003	0.32	1.27	10.4	<0.2	<10	160	0.54	0.13	0.36	1.44	37.4	7.5	20
DD005510		0.14	0.007	0.15	0.38	6.6	<0.2	<10	80	0.24	0.18	0.09	0.52	42.6	4.4	12
DD005511		0.18	0.004	0.64	1.18	21.2	<0.2	<10	220	0.50	0.43	0.12	0.79	45.4	6.7	26
DD005512		0.13	0.005	0.88	0.70	13.2	<0.2	<10	150	0.28	0.25	0.06	0.31	41.5	4.1	14
DD005551		0.14	0.003	0.18	0.18	0.9	<0.2	<10	30	<0.05	0.03	0.09	0.42	4.62	0.9	5
DD005552		0.23	0.006	1.43	0.75	7.5	<0.2	<10	100	0.27	0.19	0.06	0.29	35.3	3.5	16
DD005553		0.19	0.003	0.51	0.60	7.7	<0.2	<10	150	0.31	0.14	0.32	0.22	28.0	3.2	14
DD005554		0.12	0.009	1.59	0.55	22.2	<0.2	<10	130	0.48	0.17	0.10	1.04	32.4	3.4	12
DD005555		0.22	0.005	0.48	1.29	19.3	<0.2	<10	280	0.66	0.25	0.19	0.78	43.4	6.7	27
DD005556		0.21	0.002	0.23	0.97	11.3	<0.2	<10	120	0.41	0.26	0.05	0.41	31.8	3.0	16
DD005557		0.23	0.002	0.39	1.71	34.8	<0.2	<10	200	1.02	0.22	0.61	0.22	71.7	15.0	22
DD005558		0.21	0.003	0.35	1.14	18.2	<0.2	<10	170	0.57	0.19	0.10	0.40	33.2	6.4	21
DD005559		0.19	0.003	0.73	1.10	16.3	<0.2	<10	160	0.82	0.17	0.10	0.50	42.3	7.2	18
DD005560		0.21	0.003	1.71	0.80	11.8	<0.2	<10	130	1.09	0.26	0.39	0.18	56.6	9.7	16
DD005561		0.21	0.004	1.16	0.22	5.9	<0.2	<10	150	0.13	0.16	0.01	0.45	38.4	0.6	6
DD005562		0.20	0.003	0.54	0.24	8.6	<0.2	<10	90	0.13	0.16	0.03	0.76	24.7	2.9	7
DD005563		0.12	0.007	0.90	0.58	7.0	<0.2	<10	130	0.24	0.09	0.17	1.79	11.30	1.9	9
DD005577		0.25	0.003	0.37	0.39	10.2	<0.2	<10	100	0.14	0.15	0.03	0.25	23.3	0.9	8
DD005578		0.19	0.001	0.95	0.32	13.3	<0.2	<10	160	0.15	0.14	0.05	0.51	18.85	0.8	8
DD005579		0.23	0.004	1.83	0.70	9.4	<0.2	<10	260	0.58	0.14	0.63	3.54	26.4	2.9	12
DD005580		0.20	0.008	1.57	0.31	11.8	<0.2	<10	170	0.24	0.22	0.02	0.88	30.5	1.0	7
DD005581		0.22	0.003	0.92	1.13	25.3	<0.2	<10	130	0.61	0.21	0.08	0.97	35.6	5.2	19
DD005582		0.21	0.004	0.52	1.61	13.5	<0.2	<10	100	0.94	0.25	0.09	0.94	33.2	13.4	23
DD005583		0.24	0.007	4.82	0.85	52.9	<0.2	<10	70	0.92	0.20	0.07	1.27	54.4	4.6	15
DD005584		0.22	0.004	1.61	1.72	33.4	<0.2	<10	190	0.97	0.22	0.16	0.98	40.3	9.6	30
DD005585		0.21	0.003	0.54	0.94	12.3	<0.2	<10	90	0.50	0.21	0.03	0.45	36.3	3.3	17
DD005586		0.24	0.001	0.43	1.00	8.8	<0.2	<10	150	0.45	0.24	0.12	0.81	29.0	3.3	18
DD005587		0.21	0.006	2.08	0.66	31.3	<0.2	<10	140	0.49	0.22	0.08	0.35	47.2	3.1	17
DD005588		0.18	0.004	1.49	0.48	9.0	<0.2	<10	110	0.19	0.19	0.02	0.21	32.1	2.1	11
DD005815		0.18	0.002	1.11	0.67	9.4	<0.2	<10	170	0.25	0.21	0.05	0.78	30.9	2.1	14
DD005816		0.18	0.002	0.21	1.04	6.5	<0.2	<10	100	0.25	0.19	0.08	0.32	27.3	2.6	16
DD005817		0.22	0.002	0.61	0.53	16.0	<0.2	<10	70	0.39	0.18	0.02	0.63	33.5	6.9	10

***** See Appendix Page for comments regarding this certificate *****

ALS Canada Ltd.
2103 Dollarton Hwy
North Vancouver BC V7H 0A7
Phone: 604 984 0221 Fax: 604 984 0218 www.alsglobal.com

To: **SILVER RANGE RESOURCES LTD.**
C/O ARCHER, CATHRO & ASSOCIATES (1981) LIMITED
1016-510 W HASTINGS ST
VANCOUVER BC V6B 1L8

Finalized Date: 1-SEP-2012
Account: RANSIL

Project: KEG (Keg South - Group 2)

CERTIFICATE OF ANALYSIS WH12193305

Sample Description	Method	ME-MS41	ME-MS41	ME-MS41	ME-MS41	ME-MS41	ME-MS41	ME-MS41	ME-MS41	ME-MS41	ME-MS41	ME-MS41	ME-MS41	ME-MS41	ME-MS41	ME-MS41
	Analyte	Cs	Cu	Fe	Ga	Ge	Hf	Hg	In	K	La	Li	Mg	Mn	Mo	Na
	Units	ppm	ppm	%	ppm	ppm	ppm	ppm	ppm	%	ppm	ppm	%	ppm	ppm	%
	LOR	0.05	0.2	0.01	0.05	0.05	0.02	0.01	0.005	0.01	0.2	0.1	0.01	5	0.05	0.01
DD005501		4.38	99.8	4.46	4.18	0.10	0.06	0.06	0.049	0.10	24.8	33.6	1.46	628	1.18	0.01
DD005502		3.80	51.6	2.57	3.61	<0.05	<0.02	0.03	0.023	0.10	12.3	9.6	0.27	137	1.60	0.01
DD005503		2.24	16.8	1.66	2.25	<0.05	<0.02	0.02	0.017	0.06	14.5	1.6	0.05	141	1.81	0.01
DD005504		5.72	11.3	1.86	2.57	0.05	<0.02	0.06	0.026	0.07	23.1	8.8	0.38	292	3.09	0.01
DD005505		2.27	17.6	1.21	2.51	<0.05	0.03	0.10	0.051	0.03	13.5	4.1	0.16	46	2.75	0.01
DD005506		3.76	10.0	1.73	3.06	0.07	0.08	0.06	0.021	0.05	20.1	14.9	1.18	281	0.91	0.01
DD005507		2.30	9.7	2.28	4.70	<0.05	<0.02	0.04	0.027	0.05	13.7	15.2	0.34	287	1.40	0.01
DD005508		5.33	12.9	2.13	3.29	0.08	0.04	0.02	0.030	0.08	29.7	28.0	1.53	283	1.26	<0.01
DD005509		2.78	11.3	2.26	3.14	0.05	0.05	0.03	0.043	0.09	19.7	20.8	1.10	506	1.37	<0.01
DD005510		2.11	12.5	1.14	2.75	0.05	<0.02	0.03	0.012	0.05	24.6	2.3	0.06	67	2.03	<0.01
DD005511		5.03	18.4	2.70	4.12	0.06	0.04	0.08	0.034	0.09	27.1	18.0	0.52	149	6.41	<0.01
DD005512		2.66	15.2	1.62	3.10	0.06	<0.02	0.20	0.025	0.06	29.8	6.9	0.19	96	12.30	0.01
DD005551		0.63	5.4	0.47	0.86	<0.05	<0.02	0.04	0.006	0.02	2.8	0.7	0.03	19	0.21	0.02
DD005552		2.08	18.7	1.50	3.61	<0.05	<0.02	0.07	0.028	0.06	21.3	6.5	0.18	93	1.00	<0.01
DD005553		2.81	15.7	1.21	2.23	<0.05	<0.02	0.04	0.019	0.08	17.4	7.0	0.22	126	1.01	0.01
DD005554		3.99	14.8	1.39	2.49	<0.05	<0.02	0.05	0.103	0.07	20.7	3.8	0.13	51	1.84	0.01
DD005555		4.29	23.8	2.33	3.79	0.06	0.04	0.08	0.052	0.11	26.5	14.8	0.43	180	3.47	<0.01
DD005556		2.39	6.9	1.55	4.39	<0.05	0.03	0.03	0.031	0.05	18.3	9.4	0.14	73	2.66	<0.01
DD005557		7.90	13.8	2.02	3.88	0.11	0.20	0.02	0.045	0.26	45.3	17.9	1.62	351	2.73	<0.01
DD005558		2.53	14.8	2.72	2.81	<0.05	0.04	0.03	0.031	0.10	20.8	16.5	0.44	133	2.91	<0.01
DD005559		3.46	21.2	2.25	2.51	0.05	0.02	0.04	0.034	0.11	25.3	13.1	0.50	166	2.50	0.01
DD005560		4.56	24.2	3.54	1.69	0.08	0.08	0.08	0.041	0.09	35.3	12.8	0.43	390	2.49	<0.01
DD005561		2.05	9.1	0.41	2.03	0.05	<0.02	0.25	0.031	0.06	25.8	1.0	0.02	10	5.76	<0.01
DD005562		1.35	5.8	0.59	2.15	<0.05	<0.02	0.02	0.009	0.06	16.9	0.8	0.02	135	15.75	<0.01
DD005563		1.26	17.6	1.01	1.89	<0.05	<0.02	0.09	0.011	0.06	7.2	1.1	0.06	27	14.15	0.01
DD005577		1.29	12.6	0.71	2.44	<0.05	<0.02	0.04	0.009	0.06	16.3	1.2	0.03	17	13.45	<0.01
DD005578		1.92	20.2	0.62	1.42	<0.05	<0.02	0.05	0.012	0.05	11.7	0.4	0.01	16	10.75	0.01
DD005579		4.80	41.7	1.08	2.43	0.06	0.02	1.92	0.046	0.09	15.5	6.8	0.24	75	2.44	0.02
DD005580		1.85	19.4	0.95	3.49	0.06	<0.02	5.10	0.102	0.08	19.7	1.9	0.03	16	11.05	<0.01
DD005581		3.59	26.9	2.75	3.62	0.05	0.06	0.06	0.036	0.13	21.9	16.4	0.51	109	3.69	0.01
DD005582		6.15	28.0	3.63	4.98	0.05	<0.02	0.04	0.026	0.19	19.9	29.2	0.75	261	2.39	<0.01
DD005583		5.57	28.8	3.05	3.08	0.06	<0.02	0.06	0.126	0.17	32.4	8.1	0.30	64	2.18	<0.01
DD005584		3.86	23.5	3.07	4.08	0.06	0.03	0.05	0.076	0.11	23.3	24.4	0.54	214	2.72	0.01
DD005585		2.30	18.5	1.74	4.05	<0.05	<0.02	0.02	0.031	0.06	21.5	6.9	0.14	69	1.94	<0.01
DD005586		2.59	18.8	2.30	5.81	<0.05	<0.02	0.01	0.019	0.07	15.5	10.4	0.25	125	1.77	0.01
DD005587		2.40	48.5	2.42	3.10	0.07	<0.02	0.04	0.036	0.10	26.2	4.0	0.12	50	1.87	0.01
DD005588		0.87	19.3	1.34	4.27	0.05	<0.02	0.03	0.020	0.04	18.2	1.3	0.03	35	2.11	<0.01
DD005815		1.43	11.4	1.38	4.80	0.05	<0.02	0.04	0.018	0.06	17.1	3.0	0.10	53	9.52	0.01
DD005816		1.53	5.9	1.67	5.79	<0.05	0.05	0.01	0.014	0.03	14.2	9.8	0.19	74	3.59	0.01
DD005817		2.11	25.2	2.51	3.10	<0.05	0.02	0.01	0.034	0.07	18.6	5.3	0.23	114	4.90	<0.01

***** See Appendix Page for comments regarding this certificate *****

ALS Canada Ltd.
2103 Dollarton Hwy
North Vancouver BC V7H 0A7
Phone: 604 984 0221 Fax: 604 984 0218 www.alsglobal.com

To: **SILVER RANGE RESOURCES LTD.**
C/O ARCHER, CATHRO & ASSOCIATES (1981) LIMITED
1016-510 W HASTINGS ST
VANCOUVER BC V6B 1L8

Finalized Date: 1-SEP-2012
Account: RANSIL

Project: KEG (Keg South - Group 2)

CERTIFICATE OF ANALYSIS WH12193305

Sample Description	Method	ME-MS41	ME-MS41	ME-MS41	ME-MS41	ME-MS41	ME-MS41	ME-MS41	ME-MS41	ME-MS41	ME-MS41	ME-MS41	ME-MS41	ME-MS41	ME-MS41	ME-MS41
	Analyte	Nb	Ni	P	Pb	Rb	Re	S	Sb	Sc	Se	Sn	Sr	Ta	Te	Th
	Units	ppm	ppm	ppm	ppm	ppm	ppm	%	ppm	ppm	ppm	ppm	ppm	ppm	ppm	ppm
	LOR	0.05	0.2	10	0.2	0.1	0.001	0.01	0.05	0.1	0.2	0.2	0.2	0.01	0.01	0.2
DD005501		0.59	145.0	1130	25.6	26.8	<0.001	0.10	3.99	3.8	2.5	1.0	70.1	<0.01	0.47	2.5
DD005502		0.37	56.6	830	19.5	14.4	<0.001	0.05	1.22	1.3	1.0	0.4	24.6	<0.01	0.15	0.8
DD005503		0.24	27.3	440	13.3	13.1	<0.001	0.01	1.95	0.5	0.6	0.4	16.3	<0.01	0.04	0.3
DD005504		0.23	27.4	1010	18.5	16.5	<0.001	0.04	1.59	0.7	1.8	0.3	25.0	<0.01	0.03	0.3
DD005505		0.41	11.1	1150	19.4	6.3	0.002	0.07	2.45	0.9	3.9	0.6	38.2	<0.01	0.06	0.6
DD005506		0.32	23.9	830	6.9	11.3	<0.001	0.04	1.91	2.7	1.1	0.5	48.0	<0.01	0.04	2.0
DD005507		1.20	18.3	390	12.6	10.0	<0.001	0.01	0.90	2.7	0.4	0.6	20.5	<0.01	0.03	2.5
DD005508		0.20	25.5	640	12.6	10.3	<0.001	<0.01	3.20	4.1	0.7	0.4	18.3	<0.01	0.04	5.4
DD005509		0.35	21.7	720	20.5	14.9	0.001	<0.01	3.42	3.4	0.4	0.5	22.7	<0.01	0.04	4.7
DD005510		0.32	21.0	380	7.3	12.7	<0.001	0.02	5.82	0.7	0.3	0.5	11.6	<0.01	0.02	0.3
DD005511		0.70	29.8	1180	44.3	16.8	<0.001	0.03	7.00	2.6	2.2	0.7	58.6	<0.01	0.09	4.8
DD005512		0.31	16.1	830	59.7	10.2	0.001	0.03	6.97	0.8	2.9	0.4	72.9	<0.01	0.09	0.5
DD005551		0.13	2.7	280	4.4	2.4	<0.001	0.03	0.47	0.3	1.3	0.2	12.1	<0.01	0.02	<0.2
DD005552		0.29	20.5	430	23.9	11.9	0.001	0.01	1.05	0.6	1.0	0.6	29.9	<0.01	0.11	0.3
DD005553		0.17	20.0	650	16.7	13.2	<0.001	0.03	1.52	0.6	0.8	0.7	38.6	<0.01	0.04	0.2
DD005554		0.11	23.3	790	88.6	13.0	<0.001	0.05	8.36	0.2	1.0	3.2	26.3	<0.01	0.07	<0.2
DD005555		0.67	33.7	910	50.3	17.5	0.001	0.02	9.89	2.9	1.4	2.7	31.1	<0.01	0.04	3.2
DD005556		0.92	13.2	250	20.7	9.6	<0.001	<0.01	2.80	1.5	1.0	1.0	10.9	<0.01	0.02	3.5
DD005557		0.10	50.9	800	17.6	30.6	<0.001	0.03	10.75	3.8	0.7	0.5	46.2	<0.01	0.08	8.1
DD005558		0.56	32.2	510	20.5	15.7	<0.001	0.02	5.06	2.0	1.1	0.5	19.5	<0.01	0.07	3.7
DD005559		0.31	33.2	550	25.2	13.2	<0.001	0.03	6.01	1.9	1.2	0.5	34.2	<0.01	0.07	3.3
DD005560		0.10	72.2	1270	31.5	13.3	<0.001	0.01	5.86	4.0	1.0	0.3	34.1	<0.01	0.06	5.1
DD005561		0.17	3.3	220	28.2	8.2	<0.001	0.03	2.73	0.5	3.1	0.4	53.2	<0.01	0.09	2.4
DD005562		0.22	6.7	340	34.6	6.1	0.001	0.04	2.37	0.4	1.6	0.5	20.8	<0.01	0.06	0.5
DD005563		0.21	14.4	1130	23.5	4.9	<0.001	0.10	2.62	0.2	2.8	0.3	35.0	<0.01	0.07	<0.2
DD005577		0.36	5.2	550	30.1	6.6	<0.001	0.05	2.36	0.6	2.7	0.4	38.9	<0.01	0.06	1.7
DD005578		0.26	4.9	650	26.1	4.0	0.001	0.04	4.47	0.5	2.8	0.3	160.5	<0.01	0.07	0.9
DD005579		0.31	19.3	790	19.4	13.1	0.001	0.05	4.17	1.4	3.1	0.4	114.5	<0.01	0.06	0.7
DD005580		0.15	6.8	300	26.1	7.7	0.003	0.07	7.42	0.8	4.0	0.5	63.7	<0.01	0.09	2.6
DD005581		0.65	34.1	520	31.1	21.1	<0.001	0.06	7.14	2.3	1.8	0.6	33.0	<0.01	0.07	4.5
DD005582		0.65	77.3	820	20.5	30.9	<0.001	0.03	8.96	2.5	1.8	0.5	22.8	<0.01	0.03	2.6
DD005583		0.28	19.0	750	243	25.4	<0.001	0.13	20.2	1.4	2.0	9.8	38.3	<0.01	0.05	2.7
DD005584		1.28	39.4	740	90.3	18.3	<0.001	0.04	14.90	2.9	1.7	4.7	25.5	<0.01	0.07	4.9
DD005585		0.54	20.5	550	25.1	10.4	<0.001	0.03	2.26	1.0	0.6	0.9	17.5	<0.01	0.05	0.6
DD005586		1.41	14.1	620	16.6	19.4	0.001	0.03	1.07	2.2	0.6	0.8	27.7	<0.01	0.02	3.1
DD005587		0.48	22.1	1330	28.4	12.8	0.001	0.13	3.53	1.3	2.6	0.6	89.6	<0.01	0.24	0.6
DD005588		0.32	11.4	340	25.9	4.3	0.001	0.02	1.10	0.6	1.8	0.8	14.3	<0.01	0.10	<0.2
DD005815		0.71	7.3	430	35.2	9.7	<0.001	0.07	2.36	1.1	1.6	0.7	23.6	<0.01	0.09	0.5
DD005816		1.53	8.6	150	12.7	7.2	<0.001	0.01	0.79	2.0	0.8	0.7	9.4	0.01	0.01	3.4
DD005817		0.49	27.3	550	30.0	11.6	<0.001	0.06	5.39	1.6	1.7	0.4	63.4	<0.01	0.09	2.8

***** See Appendix Page for comments regarding this certificate *****

ALS Canada Ltd.
2103 Dollarton Hwy
North Vancouver BC V7H 0A7
Phone: 604 984 0221 Fax: 604 984 0218 www.alsglobal.com

To: **SILVER RANGE RESOURCES LTD.**
C/O ARCHER, CATHRO & ASSOCIATES (1981) LIMITED
1016- 510 W HASTINGS ST
VANCOUVER BC V6B 1L8

Finalized Date: 1- SEP- 2012
Account: RANSIL

Project: KEG (Keg South - Group 2)

CERTIFICATE OF ANALYSIS WH12193305

Sample Description	Method	ME-MS41	ME-MS41	ME-MS41	ME-MS41	ME-MS41	ME-MS41	ME-MS41	ME-MS41
	Analyte	Ti	Tl	U	V	W	Y	Zn	Zr
	Units	%	ppm	ppm	ppm	ppm	ppm	ppm	ppm
	LOR	0.005	0.02	0.05	1	0.05	0.05	2	0.5
DD005501		0.035	0.63	1.50	67	0.08	25.7	344	2.0
DD005502		0.021	0.27	0.67	72	0.10	5.36	268	<0.5
DD005503		0.015	0.17	0.42	48	0.10	2.83	132	<0.5
DD005504		0.012	0.28	1.10	58	0.07	4.50	157	<0.5
DD005505		0.014	0.28	2.34	39	0.12	4.43	40	0.8
DD005506		0.024	0.22	1.22	88	0.05	13.85	39	2.3
DD005507		0.044	0.16	0.82	55	0.43	7.16	66	0.5
DD005508		0.020	0.27	0.89	101	<0.05	11.90	49	2.0
DD005509		0.020	0.31	0.73	82	0.05	7.48	92	2.6
DD005510		0.020	0.10	0.62	33	0.15	4.22	44	<0.5
DD005511		0.019	0.43	0.88	79	0.18	6.18	144	1.5
DD005512		0.015	0.62	1.86	58	0.27	4.33	79	<0.5
DD005551		0.019	0.06	0.24	14	<0.05	1.02	11	<0.5
DD005552		0.013	0.24	0.41	46	0.15	2.69	74	<0.5
DD005553		0.010	0.21	0.57	37	0.10	3.46	79	<0.5
DD005554		0.008	0.28	0.75	40	0.08	5.62	146	<0.5
DD005555		0.020	0.46	1.36	64	0.19	10.85	141	1.0
DD005556		0.026	0.23	0.68	50	0.24	3.77	59	1.2
DD005557		0.026	0.52	1.52	102	<0.05	16.70	36	11.4
DD005558		0.015	0.28	0.83	72	0.11	4.66	106	1.9
DD005559		0.011	0.26	1.05	57	0.07	5.79	75	0.7
DD005560		<0.005	0.23	1.91	48	<0.05	26.9	44	2.2
DD005561		0.008	0.33	0.75	31	0.07	2.28	26	<0.5
DD005562		0.012	0.48	0.71	33	0.17	2.18	69	<0.5
DD005563		0.010	0.44	1.22	54	0.11	2.85	139	<0.5
DD005577		0.012	0.55	1.34	44	0.13	2.78	35	<0.5
DD005578		0.016	0.32	1.29	29	0.12	2.46	27	<0.5
DD005579		0.018	0.47	3.14	41	0.06	9.27	182	0.6
DD005580		0.006	0.37	1.97	47	0.07	3.46	88	0.7
DD005581		0.028	0.36	0.81	68	0.12	4.89	199	3.1
DD005582		0.050	0.46	0.76	63	0.15	5.75	340	0.5
DD005583		0.019	0.66	1.85	42	0.05	4.22	256	<0.5
DD005584		0.043	0.34	1.09	66	0.30	6.16	124	1.2
DD005585		0.023	0.23	0.87	51	0.17	4.81	82	<0.5
DD005586		0.050	0.26	0.56	70	0.30	3.19	107	0.6
DD005587		0.013	0.40	0.81	62	0.12	3.32	92	<0.5
DD005588		0.013	0.16	0.47	53	0.16	2.40	61	<0.5
DD005815		0.029	0.48	1.02	60	0.27	2.23	41	<0.5
DD005816		0.049	0.19	0.53	56	0.30	2.48	31	2.0
DD005817		0.015	0.23	0.63	68	0.08	3.41	175	1.2

***** See Appendix Page for comments regarding this certificate *****

ALS Canada Ltd.
2103 Dollarton Hwy
North Vancouver BC V7H 0A7
Phone: 604 984 0221 Fax: 604 984 0218 www.alsglobal.com

To: **SILVER RANGE RESOURCES LTD.**
C/O ARCHER, CATHRO & ASSOCIATES (1981) LIMITED
1016-510 W HASTINGS ST
VANCOUVER BC V6B 1L8

Finalized Date: 1-SEP-2012
Account: RANSIL

Project: KEG (Keg South - Group 2)

CERTIFICATE OF ANALYSIS WH12193305

Sample Description	Method	WEI-21	Au-ICP21	ME-MS41	ME-MS41	ME-MS41	ME-MS41	ME-MS41	ME-MS41	ME-MS41	ME-MS41	ME-MS41	ME-MS41	ME-MS41	ME-MS41	ME-MS41
	Analyte	Recvd Wt.	Au	Ag	Al	As	Au	B	Ba	Be	Bi	Ca	Cd	Ce	Co	Cr
	Units	kg	ppm	ppm	%	ppm	ppm	ppm	ppm	ppm	ppm	%	ppm	ppm	ppm	ppm
	LOR	0.02	0.001	0.01	0.01	0.1	0.2	10	10	0.05	0.01	0.01	0.01	0.02	0.1	1
DD005818		0.25	0.009	0.11	1.03	10.4	<0.2	<10	150	0.34	0.18	0.08	0.35	30.6	4.9	17
DD005819		0.16	0.002	0.35	0.90	9.0	<0.2	<10	120	0.28	0.19	0.10	0.39	29.6	4.4	16
DD005820		0.20	0.003	0.18	1.38	12.7	<0.2	<10	210	0.59	0.19	0.27	0.29	43.7	9.7	24
DD005821		0.21	0.005	0.18	1.11	13.1	<0.2	<10	100	0.70	0.26	0.07	0.53	69.3	13.8	19
DD005822		0.17	0.004	0.51	0.85	9.4	<0.2	<10	190	0.56	0.16	0.75	0.20	39.1	4.6	16
DD005823		0.09	NSS	1.18	0.94	6.0	<0.2	<10	180	0.76	0.18	0.23	1.98	40.0	3.0	15
DD005824		0.23	0.006	0.49	1.16	19.9	<0.2	<10	160	0.84	0.18	0.19	1.14	48.3	9.5	17
DD005825		0.09	0.003	0.79	0.67	10.3	<0.2	<10	120	0.43	0.11	1.35	2.24	23.6	4.0	10
DD005589		0.27	0.008	0.92	1.46	15.0	<0.2	<10	150	1.03	0.27	0.10	0.48	52.9	4.1	26
DD005590		0.22	0.003	0.84	1.25	12.6	<0.2	<10	130	0.67	0.23	0.08	0.47	36.0	4.3	28
DD005591		0.20	0.003	0.65	1.31	15.6	<0.2	<10	150	0.82	0.23	0.30	0.67	42.0	6.2	26
DD005592		0.21	0.007	0.70	1.38	19.3	<0.2	<10	140	1.09	0.24	0.06	1.03	62.9	3.5	24
DD005593		0.18	0.003	1.04	1.04	20.0	<0.2	<10	110	0.87	0.18	0.09	0.47	45.8	4.2	18
DD005594		0.16	0.007	1.85	0.58	39.5	<0.2	<10	150	0.46	0.19	0.07	0.91	42.9	2.0	10
DD005595		0.19	0.007	2.66	0.71	18.5	<0.2	<10	140	0.45	0.18	0.67	2.72	43.2	4.3	11
DD005596		0.20	0.004	0.69	0.73	37.3	<0.2	<10	120	0.38	0.17	0.07	0.46	38.3	3.3	13
DD005597		0.14	0.002	0.55	0.50	7.4	<0.2	<10	120	0.14	0.22	0.06	0.20	26.0	1.8	8
DD005598		0.18	0.005	4.50	0.89	66.0	<0.2	<10	140	0.38	0.20	0.07	0.7	31.2	3.3	13
DD005599		0.16	0.004	1.11	0.70	39.0	<0.2	<10	120	0.58	0.13	0.08	0.96	38.0	4.0	12
DD005600		0.18	0.005	0.55	0.80	12.5	<0.2	<10	190	0.68	0.15	0.46	3.37	39.0	6.8	15
DD005608		0.20	0.003	1.24	2.35	29.6	<0.2	<10	170	1.33	0.24	0.21	4.34	33.9	10.8	36
DD005609		0.20	0.003	0.67	0.86	9.6	<0.2	<10	110	0.44	0.11	0.11	1.81	20.8	3.4	12
DD005610		0.21	0.002	0.82	0.86	22.0	<0.2	<10	110	0.38	0.22	0.07	0.69	33.1	3.6	14
DD005611		0.17	0.005	0.89	0.94	28.1	<0.2	<10	140	0.41	0.23	0.05	0.47	36.5	2.0	14
DD005612		0.23	0.005	0.81	0.68	35.3	<0.2	<10	120	0.34	0.23	0.04	0.52	36.1	2.4	13
DD005613		0.20	0.005	1.84	1.50	64.7	<0.2	<10	150	0.57	0.27	0.14	1.30	36.0	6.4	29
DD005614		0.19	0.002	0.50	1.09	35.3	<0.2	<10	150	0.94	0.18	0.05	1.97	27.4	5.4	12
DD005615		0.26	0.002	0.63	1.16	44.9	<0.2	<10	170	0.98	0.23	0.13	3.49	34.7	3.5	19
DD005616		0.18	0.001	0.44	0.56	7.7	<0.2	<10	150	0.47	0.18	0.05	3.80	36.2	3.0	10
DD005617		0.17	0.004	0.53	1.21	8.9	<0.2	<10	170	1.21	0.17	0.53	4.60	25.1	14.0	20
DD005618		0.14	0.003	0.75	0.97	6.7	<0.2	<10	190	0.76	0.18	0.76	2.72	19.50	6.9	17
DD005619		0.10	0.002	0.24	0.47	2.8	<0.2	<10	90	0.37	0.07	1.59	1.20	12.90	3.9	6
DD005620		0.17	0.004	0.45	0.83	7.3	<0.2	<10	270	0.71	0.16	1.49	0.64	24.9	4.7	14
DD005621		0.16	0.004	0.47	0.80	7.7	<0.2	<10	420	0.68	0.17	1.23	0.53	23.5	6.3	13
DD005622		0.14	0.003	0.35	0.61	4.6	<0.2	<10	170	0.63	0.11	1.46	0.63	14.20	3.9	9
DD005623		0.15	0.005	0.41	0.89	6.4	<0.2	<10	180	0.81	0.17	1.55	0.76	18.80	3.9	16
DD005624		0.16	0.005	0.34	0.80	6.5	<0.2	<10	170	0.84	0.14	1.80	1.28	17.70	5.0	14
DD005625		0.16	0.004	0.28	1.11	10.3	<0.2	<10	120	0.73	0.15	1.01	0.43	15.00	4.8	17
DD005626		0.18	0.005	0.38	0.79	9.0	<0.2	<10	170	0.65	0.14	0.92	1.06	22.3	5.7	13
DD005627		0.16	0.008	2.14	0.98	57.3	<0.2	<10	200	0.73	0.26	0.17	9.38	40.8	7.9	16

***** See Appendix Page for comments regarding this certificate *****

ALS Canada Ltd.
2103 Dollarton Hwy
North Vancouver BC V7H 0A7
Phone: 604 984 0221 Fax: 604 984 0218 www.alsglobal.com

To: **SILVER RANGE RESOURCES LTD.**
C/O ARCHER, CATHRO & ASSOCIATES (1981) LIMITED
1016-510 W HASTINGS ST
VANCOUVER BC V6B 1L8

Finalized Date: 1-SEP-2012
Account: RANSIL

Project: KEG (Keg South - Group 2)

CERTIFICATE OF ANALYSIS WH12193305

Sample Description	Method	ME-MS41	ME-MS41	ME-MS41	ME-MS41	ME-MS41	ME-MS41	ME-MS41	ME-MS41	ME-MS41	ME-MS41	ME-MS41	ME-MS41	ME-MS41	ME-MS41	ME-MS41
	Analyte	Cs	Cu	Fe	Ga	Ge	Hf	Hg	In	K	La	Li	Mg	Mn	Mo	Na
	Units	ppm	ppm	%	ppm	ppm	ppm	ppm	ppm	%	ppm	ppm	%	ppm	ppm	%
	LOR	0.05	0.2	0.01	0.05	0.05	0.02	0.01	0.005	0.01	0.2	0.1	0.01	5	0.05	0.01
DD005818		2.02	10.0	2.06	4.98	0.05	0.04	0.01	0.020	0.07	17.5	15.5	0.40	139	3.28	<0.01
DD005819		2.04	9.1	1.81	4.86	0.05	<0.02	0.02	0.019	0.06	16.0	10.9	0.27	139	2.66	<0.01
DD005820		1.99	12.0	2.83	4.39	0.06	0.04	0.03	0.043	0.08	21.9	20.1	0.54	378	1.90	0.01
DD005821		6.39	23.8	3.49	4.50	0.08	<0.02	0.02	0.030	0.10	37.3	16.4	0.47	383	3.02	<0.01
DD005822		2.61	14.3	1.52	2.98	0.06	0.06	0.10	0.028	0.08	22.6	10.2	0.33	125	2.67	<0.01
DD005823		4.87	18.2	1.69	2.78	0.07	<0.02	0.18	0.038	0.06	22.8	6.4	0.18	53	2.19	0.01
DD005824		4.67	17.4	2.71	3.58	0.07	<0.02	0.04	0.056	0.12	31.1	14.4	0.68	161	7.64	0.01
DD005825		2.17	16.3	1.31	2.10	0.05	<0.02	0.04	0.036	0.06	13.4	7.6	0.28	118	1.30	0.02
DD005589		3.59	79.7	3.11	3.91	0.06	<0.02	0.06	0.054	0.16	30.8	17.8	0.47	159	2.10	<0.01
DD005590		3.77	37.0	3.00	5.73	0.06	<0.02	0.01	0.031	0.16	20.9	17.5	0.44	95	1.75	<0.01
DD005591		3.23	23.9	2.65	4.99	0.06	<0.02	0.03	0.035	0.13	23.0	14.4	0.39	196	1.97	0.01
DD005592		7.63	30.0	2.53	4.08	0.10	0.02	0.02	0.060	0.25	36.9	25.5	0.74	89	3.53	0.01
DD005593		4.12	34.1	2.52	3.16	0.06	<0.02	0.03	0.041	0.11	26.7	13.3	0.40	85	2.42	<0.01
DD005594		2.16	20.8	1.53	2.64	0.07	<0.02	0.07	0.324	0.09	24.7	4.4	0.12	32	7.85	0.01
DD005595		3.91	26.9	1.41	2.63	0.07	0.03	0.71	0.065	0.10	23.4	9.9	0.32	117	3.53	0.01
DD005596		2.36	20.9	2.01	3.22	0.06	<0.02	0.04	0.049	0.09	22.2	6.9	0.23	65	6.62	0.01
DD005597		0.93	8.6	1.03	4.15	<0.05	<0.02	0.03	0.011	0.06	14.6	2.4	0.08	46	5.67	0.01
DD005598		1.35	15.6	1.95	4.26	<0.05	0.04	0.02	0.044	0.09	18.3	6.5	0.20	83	7.12	0.01
DD005599		2.18	29.6	2.17	2.64	0.06	<0.02	0.08	0.044	0.10	22.0	7.4	0.33	71	12.95	0.01
DD005600		3.94	28.5	1.99	2.72	0.08	0.05	0.43	0.029	0.14	21.1	12.4	0.55	197	5.06	0.01
DD005608		4.72	34.9	3.42	7.53	0.07	0.07	0.04	0.042	0.16	18.7	74.4	0.81	173	6.54	0.01
DD005609		3.33	16.3	1.51	3.38	<0.05	<0.02	0.08	0.017	0.15	10.6	9.2	0.27	77	2.38	0.02
DD005610		1.57	20.0	2.09	4.52	<0.05	0.04	0.01	0.040	0.08	19.1	8.9	0.24	118	3.02	0.01
DD005611		3.34	20.9	1.56	4.09	0.06	<0.02	0.04	0.064	0.11	22.8	6.7	0.21	44	6.47	0.01
DD005612		2.39	21.7	1.95	3.84	0.05	<0.02	0.05	0.048	0.08	21.5	5.1	0.16	55	13.35	<0.01
DD005613		4.13	30.1	3.16	6.19	0.06	<0.02	0.02	0.069	0.14	20.9	18.7	0.50	192	6.88	0.01
DD005614		3.65	31.4	2.63	3.24	<0.05	<0.02	0.01	0.032	0.12	16.1	15.0	0.40	105	2.71	<0.01
DD005615		4.85	22.9	2.94	4.00	0.07	<0.02	0.02	0.036	0.17	18.7	14.5	0.41	68	3.17	0.01
DD005616		2.24	37.8	1.65	2.93	0.06	<0.02	0.01	0.024	0.08	21.4	1.8	0.05	50	2.00	0.01
DD005617		4.09	60.8	2.73	2.53	0.06	0.05	0.04	0.034	0.15	14.0	21.5	0.50	305	1.23	0.01
DD005618		4.33	26.7	1.42	1.98	0.07	0.05	0.07	0.027	0.12	12.7	13.6	0.48	383	1.10	0.01
DD005619		1.60	15.6	0.85	1.01	<0.05	0.05	0.05	0.015	0.05	7.3	4.3	0.15	106	0.47	0.02
DD005620		2.52	23.9	1.64	2.15	0.06	0.07	0.08	0.024	0.10	17.6	10.7	0.34	123	0.99	0.01
DD005621		1.42	30.8	1.63	2.12	0.06	0.06	0.10	0.028	0.07	12.9	8.2	0.27	319	1.32	0.01
DD005622		2.08	15.3	1.20	1.58	0.05	0.05	0.05	0.019	0.06	7.8	7.7	0.27	194	0.59	0.01
DD005623		2.86	17.1	1.42	2.14	0.05	0.08	0.05	0.021	0.10	10.1	13.2	0.45	111	0.70	0.01
DD005624		2.69	19.6	1.43	1.91	0.05	0.06	0.06	0.019	0.09	9.6	12.2	0.39	210	0.76	0.01
DD005625		3.15	11.6	1.59	2.59	0.05	0.07	0.03	0.019	0.09	7.9	15.0	0.65	141	1.18	0.01
DD005626		2.45	20.3	1.70	1.99	0.05	0.06	0.04	0.023	0.08	12.3	11.0	0.38	170	1.05	0.01
DD005627		6.13	28.8	1.71	3.17	0.08	<0.02	0.29	0.129	0.09	23.6	10.6	0.26	419	10.65	0.01

***** See Appendix Page for comments regarding this certificate *****

ALS Canada Ltd.
2103 Dollarton Hwy
North Vancouver BC V7H 0A7
Phone: 604 984 0221 Fax: 604 984 0218 www.alsglobal.com

To: **SILVER RANGE RESOURCES LTD.**
C/O ARCHER, CATHRO & ASSOCIATES (1981) LIMITED
1016-510 W HASTINGS ST
VANCOUVER BC V6B 1L8

Finalized Date: 1-SEP-2012
Account: RANSIL

Project: KEG (Keg South - Group 2)

CERTIFICATE OF ANALYSIS WH12193305

Sample Description	Method	ME-MS41	ME-MS41	ME-MS41	ME-MS41	ME-MS41	ME-MS41	ME-MS41	ME-MS41	ME-MS41	ME-MS41	ME-MS41	ME-MS41	ME-MS41	ME-MS41	ME-MS41
	Analyte	Nb	Ni	P	Pb	Rb	Re	S	Sb	Sc	Se	Sn	Sr	Ta	Te	Th
	Units	ppm	ppm	ppm	ppm	ppm	ppm	%	ppm	ppm	ppm	ppm	ppm	ppm	ppm	ppm
	LOR	0.05	0.2	10	0.2	0.1	0.001	0.01	0.05	0.1	0.2	0.2	0.2	0.01	0.01	0.2
DD005818		1.16	17.2	200	15.0	13.1	<0.001	0.01	2.05	2.3	0.8	0.7	18.0	<0.01	0.03	3.6
DD005819		0.98	15.9	270	14.8	13.5	<0.001	0.01	1.87	1.9	0.4	0.7	17.8	<0.01	0.05	1.9
DD005820		0.94	27.6	500	15.1	10.2	<0.001	0.02	2.63	3.2	0.8	0.7	26.9	<0.01	0.05	2.9
DD005821		0.61	39.9	680	28.6	15.3	<0.001	0.02	5.74	2.7	1.8	1.0	18.5	<0.01	0.04	4.5
DD005822		0.59	16.0	770	15.2	10.7	0.002	0.07	4.06	2.6	3.1	0.6	52.1	<0.01	0.05	2.6
DD005823		0.50	16.2	1610	17.6	10.5	0.002	0.10	2.32	1.1	5.5	0.6	50.9	<0.01	0.04	0.3
DD005824		0.50	63.3	910	16.2	16.1	0.003	0.07	5.90	2.2	4.8	1.0	32.6	<0.01	0.05	2.6
DD005825		0.32	24.7	970	35.7	8.3	0.004	0.13	5.07	0.6	3.1	1.0	55.4	<0.01	0.03	0.2
DD005589		0.52	28.4	970	26.3	20.5	0.001	0.12	2.16	2.3	3.0	1.2	43.4	<0.01	1.15	0.8
DD005590		1.09	19.2	550	19.4	28.1	0.001	0.10	1.26	2.6	1.0	0.9	37.6	<0.01	0.08	2.6
DD005591		0.57	25.3	1160	21.2	18.4	<0.001	0.07	1.46	1.3	1.3	0.8	40.8	<0.01	0.07	0.3
DD005592		0.41	28.0	920	35.4	31.6	0.001	0.22	5.24	2.3	3.4	1.1	87.1	<0.01	0.12	5.9
DD005593		0.46	29.0	960	30.7	16.7	<0.001	0.08	4.73	1.3	1.7	0.7	43.9	<0.01	0.09	0.6
DD005594		0.33	14.3	1000	181.5	11.5	0.001	0.08	27.5	1.0	3.6	3.1	40.6	<0.01	0.25	1.2
DD005595		0.39	24.8	780	144.5	13.5	0.003	0.07	20.8	1.7	5.2	11.9	71.4	<0.01	0.10	1.9
DD005596		0.37	19.7	610	123.5	12.6	0.001	0.07	12.75	1.0	2.7	4.0	28.3	<0.01	0.08	0.4
DD005597		0.89	8.0	430	25.8	7.6	<0.001	0.05	2.51	1.1	1.1	1.2	16.2	<0.01	0.05	2.2
DD005598		0.80	18.0	950	603	11.2	<0.001	0.06	148.5	1.8	2.2	116.5	26.1	<0.01	0.14	3.1
DD005599		0.28	29.1	860	134.5	11.7	0.002	0.09	23.5	1.3	3.7	4.3	39.4	<0.01	0.09	1.0
DD005600		0.31	34.0	1000	20.4	15.4	0.004	0.07	6.25	2.7	3.0	0.9	94.0	<0.01	0.06	3.7
DD005608		1.59	65.3	780	29.2	24.2	<0.001	0.05	6.23	4.9	4.0	1.2	44.4	<0.01	0.08	5.4
DD005609		0.35	22.8	350	26.9	18.6	<0.001	0.03	3.74	1.0	1.1	0.8	21.1	<0.01	0.03	0.2
DD005610		0.97	18.2	560	55.6	11.2	<0.001	0.03	5.42	1.8	1.4	1.0	27.0	<0.01	0.08	3.3
DD005611		0.36	14.3	860	128.5	15.9	0.001	0.06	10.50	0.8	2.0	2.6	40.2	<0.01	0.09	0.3
DD005612		0.75	13.6	630	115.0	11.0	0.001	0.07	15.10	1.4	2.7	1.8	35.1	<0.01	0.16	2.6
DD005613		1.46	29.2	1590	80.4	22.7	<0.001	0.07	13.90	3.1	3.9	1.6	28.7	<0.01	0.15	2.4
DD005614		0.62	45.7	840	24.0	20.9	<0.001	0.11	3.81	1.5	1.6	0.6	56.9	<0.01	0.07	3.3
DD005615		0.70	21.7	1130	32.5	32.1	<0.001	0.17	4.23	2.1	2.6	2.8	131.0	<0.01	0.12	3.5
DD005616		0.35	20.4	940	24.5	12.0	<0.001	0.06	1.37	0.8	1.3	0.6	72.6	<0.01	0.09	0.4
DD005617		0.45	102.5	680	17.1	23.4	<0.001	0.03	1.37	3.1	1.5	0.5	48.2	<0.01	0.08	3.5
DD005618		0.24	41.7	800	22.7	15.1	0.003	0.06	1.29	2.2	3.3	0.4	33.8	<0.01	0.07	2.0
DD005619		0.24	30.7	530	5.6	6.2	<0.001	0.07	0.58	1.0	1.0	0.7	51.3	<0.01	0.03	0.7
DD005620		0.44	39.6	680	15.2	14.6	<0.001	0.07	1.34	2.2	1.5	0.5	59.9	<0.01	0.06	1.4
DD005621		0.42	38.6	750	14.5	10.1	0.001	0.09	1.60	1.7	2.1	0.4	56.2	<0.01	0.05	0.9
DD005622		0.36	29.5	550	10.1	11.2	0.001	0.07	0.98	1.0	1.3	0.3	55.5	<0.01	0.04	0.9
DD005623		0.54	31.4	590	14.3	15.7	0.001	0.09	1.14	1.5	1.3	0.4	58.1	<0.01	0.03	1.5
DD005624		0.58	46.1	570	13.2	16.5	<0.001	0.11	1.33	1.4	2.5	0.4	68.7	<0.01	0.03	1.3
DD005625		0.69	24.5	640	11.4	14.8	<0.001	0.06	1.04	1.6	1.3	0.4	48.0	<0.01	0.04	2.0
DD005626		0.41	41.4	590	15.1	12.7	<0.001	0.07	1.48	1.7	1.2	0.4	40.5	<0.01	0.05	1.5
DD005627		0.34	22.3	1350	192.0	21.2	0.002	0.08	24.4	0.8	4.3	3.7	54.7	<0.01	0.11	0.4

***** See Appendix Page for comments regarding this certificate *****

ALS Canada Ltd.
2103 Dollarton Hwy
North Vancouver BC V7H 0A7
Phone: 604 984 0221 Fax: 604 984 0218 www.alsglobal.com

To: **SILVER RANGE RESOURCES LTD.**
C/ O ARCHER, CATHRO & ASSOCIATES (1981) LIMITED
1016- 510 W HASTINGS ST
VANCOUVER BC V6B 1L8

Finalized Date: 1- SEP- 2012
Account: RANSIL

Project: KEG (Keg South - Group 2)

CERTIFICATE OF ANALYSIS WH12193305

Sample Description	Method	ME- MS41	ME- MS41	ME- MS41	ME- MS41	ME- MS41	ME- MS41	ME- MS41	ME- MS41
	Analyte	Ti	Tl	U	V	W	Y	Zn	Zr
	Units	%	ppm	ppm	ppm	ppm	ppm	ppm	ppm
	LOR	0.005	0.02	0.05	1	0.05	0.05	2	0.5
DD005818		0.036	0.23	0.64	78	0.18	3.13	59	2.3
DD005819		0.031	0.23	0.55	69	0.26	3.09	48	<0.5
DD005820		0.028	0.16	1.16	58	0.22	6.74	82	1.0
DD005821		0.020	0.27	0.74	48	0.14	5.25	80	0.5
DD005822		0.016	0.47	2.17	47	0.12	6.54	69	2.0
DD005823		0.012	0.31	2.88	35	0.11	7.22	76	<0.5
DD005824		0.025	0.44	1.29	82	0.07	7.77	227	0.8
DD005825		0.011	0.23	1.30	37	0.08	6.37	65	<0.5
DD005589		0.021	0.30	1.14	90	0.13	5.91	88	<0.5
DD005590		0.048	0.39	0.66	88	0.26	3.34	129	<0.5
DD005591		0.027	0.25	1.01	73	0.27	5.87	87	<0.5
DD005592		0.023	0.75	1.45	99	0.10	10.85	97	1.7
DD005593		0.016	0.38	1.11	67	0.11	6.06	115	<0.5
DD005594		0.011	0.71	1.59	71	0.38	4.58	70	<0.5
DD005595		0.019	0.34	1.83	41	0.10	4.94	172	1.3
DD005596		0.015	0.36	0.93	55	0.29	3.69	123	<0.5
DD005597		0.034	0.26	0.44	37	0.21	1.94	47	0.7
DD005598		0.028	0.34	0.69	61	0.19	3.06	124	2.4
DD005599		0.016	0.51	1.63	68	0.11	5.16	245	<0.5
DD005600		0.012	0.41	2.22	57	0.07	8.02	320	2.6
DD005608		0.067	0.55	1.55	107	0.18	5.46	557	4.1
DD005609		0.035	0.31	0.77	46	0.11	4.87	210	<0.5
DD005610		0.033	0.23	0.61	64	0.20	3.14	102	2.7
DD005611		0.015	0.53	1.13	68	0.16	4.39	74	<0.5
DD005612		0.026	0.44	1.15	80	0.24	3.65	89	0.5
DD005613		0.057	0.63	1.21	84	0.48	4.93	181	0.6
DD005614		0.022	0.57	0.98	62	0.08	5.36	258	0.9
DD005615		0.031	0.53	1.12	75	0.13	7.95	202	<0.5
DD005616		0.015	0.25	0.81	45	0.14	5.47	122	<0.5
DD005617		0.022	0.28	2.10	61	0.08	22.1	438	2.4
DD005618		0.018	0.30	2.06	51	0.05	25.9	238	2.2
DD005619		0.013	0.11	0.79	18	<0.05	9.33	106	2.5
DD005620		0.013	0.23	1.75	38	0.06	24.3	128	2.5
DD005621		0.012	0.16	2.08	37	0.09	13.30	105	1.9
DD005622		0.016	0.22	1.24	30	0.09	9.58	125	2.5
DD005623		0.020	0.29	2.98	52	0.09	11.90	136	3.3
DD005624		0.019	0.32	5.35	47	0.07	11.25	125	3.4
DD005625		0.028	0.30	1.45	68	0.09	7.45	119	3.3
DD005626		0.016	0.24	1.62	41	0.07	12.60	171	2.4
DD005627		0.013	0.72	2.96	65	0.28	5.66	159	<0.5

***** See Appendix Page for comments regarding this certificate *****

ALS Canada Ltd.
2103 Dollarton Hwy
North Vancouver BC V7H 0A7
Phone: 604 984 0221 Fax: 604 984 0218 www.alsglobal.com

To: **SILVER RANGE RESOURCES LTD.**
C/O ARCHER, CATHRO & ASSOCIATES (1981) LIMITED
1016-510 W HASTINGS ST
VANCOUVER BC V6B 1L8

Finalized Date: 1-SEP-2012
Account: RANSIL

Project: KEG (Keg South - Group 2)

CERTIFICATE OF ANALYSIS WH12193305

Sample Description	Method	WEI-21	Au-ICP21	ME-MS41	ME-MS41	ME-MS41	ME-MS41	ME-MS41	ME-MS41	ME-MS41	ME-MS41	ME-MS41	ME-MS41	ME-MS41	ME-MS41	ME-MS41
	Analyte	Recvd Wt.	Au	Ag	Al	As	Au	B	Ba	Be	Bi	Ca	Cd	Ce	Co	Cr
	Units	kg	ppm	ppm	%	ppm	ppm	ppm	ppm	ppm	ppm	%	ppm	ppm	ppm	ppm
	LOR	0.02	0.001	0.01	0.01	0.1	0.2	10	10	0.05	0.01	0.01	0.01	0.02	0.1	1
DD005628		0.18	0.006	0.83	2.21	19.8	<0.2	<10	150	1.38	0.19	0.29	2.63	27.4	8.0	25
DD005629		0.24	0.006	0.86	2.19	11.2	<0.2	<10	110	1.21	0.21	0.26	1.68	23.8	7.2	24
DD005630		0.18	0.005	0.97	1.14	12.5	<0.2	<10	140	0.61	0.17	0.72	1.30	26.4	3.5	15
DD005631		0.25	0.005	0.53	2.13	21.2	<0.2	<10	180	1.12	0.21	0.34	1.33	26.6	9.7	27

***** See Appendix Page for comments regarding this certificate *****

ALS Canada Ltd.
2103 Dollarton Hwy
North Vancouver BC V7H 0A7
Phone: 604 984 0221 Fax: 604 984 0218 www.alsglobal.com

To: **SILVER RANGE RESOURCES LTD.**
C/O ARCHER, CATHRO & ASSOCIATES (1981) LIMITED
1016- 510 W HASTINGS ST
VANCOUVER BC V6B 1L8

Finalized Date: 1- SEP- 2012
Account: RANSIL

Project: KEG (Keg South - Group 2)

CERTIFICATE OF ANALYSIS WH12193305

Sample Description	Method	ME-MS41	ME-MS41	ME-MS41	ME-MS41	ME-MS41	ME-MS41	ME-MS41	ME-MS41	ME-MS41	ME-MS41	ME-MS41	ME-MS41	ME-MS41	ME-MS41	ME-MS41
	Analyte	Cs	Cu	Fe	Ga	Ge	Hf	Hg	In	K	La	Li	Mg	Mn	Mo	Na
	Units	ppm	ppm	%	ppm	ppm	ppm	ppm	ppm	%	ppm	ppm	%	ppm	ppm	%
	LOR	0.05	0.2	0.01	0.05	0.05	0.02	0.01	0.005	0.01	0.2	0.1	0.01	5	0.05	0.01
DD005628		6.64	33.5	2.70	6.85	0.08	<0.02	0.08	0.048	0.45	14.5	29.4	0.89	205	3.94	0.01
DD005629		5.56	30.4	2.65	7.24	0.06	0.02	0.06	0.034	0.37	12.9	19.5	0.78	177	2.31	0.01
DD005630		3.75	24.8	1.35	3.36	0.05	0.03	0.13	0.041	0.20	15.1	8.8	0.38	90	2.87	0.02
DD005631		7.53	28.3	2.89	6.44	0.08	0.03	0.05	0.046	0.46	14.8	28.8	1.04	231	4.94	0.01

***** See Appendix Page for comments regarding this certificate *****

ALS Canada Ltd.
2103 Dollarton Hwy
North Vancouver BC V7H 0A7
Phone: 604 984 0221 Fax: 604 984 0218 www.alsglobal.com

To: **SILVER RANGE RESOURCES LTD.**
C/O ARCHER, CATHRO & ASSOCIATES (1981) LIMITED
1016- 510 W HASTINGS ST
VANCOUVER BC V6B 1L8

Finalized Date: 1- SEP- 2012
Account: RANSIL

Project: KEG (Keg South - Group 2)

CERTIFICATE OF ANALYSIS WH12193305

Sample Description	Method	ME-MS41	ME-MS41	ME-MS41	ME-MS41	ME-MS41	ME-MS41	ME-MS41	ME-MS41	ME-MS41	ME-MS41	ME-MS41	ME-MS41	ME-MS41	ME-MS41	ME-MS41
	Analyte	Nb	Ni	P	Pb	Rb	Re	S	Sb	Sc	Se	Sn	Sr	Ta	Te	Th
	Units	ppm	ppm	ppm	ppm	ppm	ppm	%	ppm	ppm	ppm	ppm	ppm	ppm	ppm	ppm
	LOR	0.05	0.2	10	0.2	0.1	0.001	0.01	0.05	0.1	0.2	0.2	0.2	0.01	0.01	0.2
DD005628		1.13	36.0	790	37.1	46.9	0.001	0.09	5.55	4.2	2.9	1.0	73.2	<0.01	0.07	2.8
DD005629		1.25	27.8	520	26.6	39.2	0.001	0.07	2.88	3.5	2.0	1.0	62.1	<0.01	0.06	2.5
DD005630		0.67	21.3	840	53.3	21.6	0.009	0.09	5.92	2.1	2.7	0.9	80.5	<0.01	0.08	2.2
DD005631		1.27	37.8	800	45.1	47.8	0.002	0.08	7.02	4.3	2.5	1.3	66.9	<0.01	0.09	4.0

***** See Appendix Page for comments regarding this certificate *****

ALS Canada Ltd.
2103 Dollarton Hwy
North Vancouver BC V7H 0A7
Phone: 604 984 0221 Fax: 604 984 0218 www.alsglobal.com

To: **SILVER RANGE RESOURCES LTD.**
C/O ARCHER, CATHRO & ASSOCIATES (1981) LIMITED
1016- 510 W HASTINGS ST
VANCOUVER BC V6B 1L8

Finalized Date: 1- SEP- 2012
Account: RANSIL

Project: KEG (Keg South - Group 2)

CERTIFICATE OF ANALYSIS WH12193305

Sample Description	Method	ME-MS41	ME-MS41	ME-MS41	ME-MS41	ME-MS41	ME-MS41	ME-MS41	ME-MS41
	Analyte	Ti	Tl	U	V	W	Y	Zn	Zr
	Units	%	ppm	ppm	ppm	ppm	ppm	ppm	ppm
	LOR	0.005	0.02	0.05	1	0.05	0.05	2	0.5
DD005628		0.054	0.59	1.64	69	0.07	10.45	221	0.8
DD005629		0.060	0.44	1.63	67	0.13	7.40	166	0.9
DD005630		0.027	0.41	1.66	41	0.07	6.41	130	1.0
DD005631		0.059	0.67	1.17	71	0.10	6.90	276	1.4

***** See Appendix Page for comments regarding this certificate *****

ALS Canada Ltd.
2103 Dollarton Hwy
North Vancouver BC V7H 0A7
Phone: 604 984 0221 Fax: 604 984 0218 www.alsglobal.com

To: **SILVER RANGE RESOURCES LTD.**
C/O ARCHER, CATHRO & ASSOCIATES (1981) LIMITED
1016-510 W HASTINGS ST
VANCOUVER BC V6B 1L8

Finalized Date: 1-SEP-2012
Account: RANSIL

Project: KEG (Keg South - Group 2)

CERTIFICATE OF ANALYSIS WH12193305

Method	CERTIFICATE COMMENTS
ALL METHODS	NSS is non-sufficient sample.
ME-MS41	Gold determinations by this method are semi-quantitative due to the small sample weight used (0.5g).

ALS Canada Ltd.

2103 Dollarton Hwy
North Vancouver BC V7H 0A7
Phone: 604 984 0221 Fax: 604 984 0218 www.alsglobal.com

To: **SILVER RANGE RESOURCES LTD.**
C/O ARCHER, CATHRO & ASSOCIATES (1981) LIMITED
1016-510 W HASTINGS ST
VANCOUVER BC V6B 1L8

Finalized Date: 1-SEP-2012
Account: RANSIL

CERTIFICATE WH12193306

Project: KEG (Keg South - Group 4)

P.O. No.:

This report is for 42 Soil samples submitted to our lab in Whitehorse, YT, Canada on 17-AUG-2012.

The following have access to data associated with this certificate:

MATT DUMALA	JOAN MARIACHER	HEATHER SMITH

SAMPLE PREPARATION

ALS CODE	DESCRIPTION
WEI-21	Received Sample Weight
LOG-22	Sample login - Rcd w/o BarCode
SCR-41	Screen to -180um and save both

ANALYTICAL PROCEDURES

ALS CODE	DESCRIPTION	INSTRUMENT
Au-ICP21	Au 30g FA ICP-AES Finish	ICP-AES
ME-MS41	51 anal. aqua regia ICPMS	

To: **SILVER RANGE RESOURCES LTD.**
ATTN: JOAN MARIACHER
C/O ARCHER, CATHRO & ASSOCIATES (1981) LIMITED
1016-510 W HASTINGS ST
VANCOUVER BC V6B 1L8

This is the Final Report and supersedes any preliminary report with this certificate number. Results apply to samples as submitted. All pages of this report have been checked and approved for release.

***** See Appendix Page for comments regarding this certificate *****

Signature:

Colin Ramshaw, Vancouver Laboratory Manager

ALS Canada Ltd.
2103 Dollarton Hwy
North Vancouver BC V7H 0A7
Phone: 604 984 0221 Fax: 604 984 0218 www.alsglobal.com

To: **SILVER RANGE RESOURCES LTD.**
C/O ARCHER, CATHRO & ASSOCIATES (1981) LIMITED
1016-510 W HASTINGS ST
VANCOUVER BC V6B 1L8

Finalized Date: 1-SEP-2012
Account: RANSIL

Project: KEG (Keg South - Group 4)

CERTIFICATE OF ANALYSIS WH12193306

Sample Description	Method	WEI-21	Au-ICP21	ME-MS41	ME-MS41	ME-MS41	ME-MS41	ME-MS41	ME-MS41	ME-MS41	ME-MS41	ME-MS41	ME-MS41	ME-MS41	ME-MS41	ME-MS41
	Analyte	Recvd Wt.	Au	Ag	Al	As	Au	B	Ba	Be	Bi	Ca	Cd	Ce	Co	Cr
	Units	kg	ppm	ppm	%	ppm	ppm	ppm	ppm	ppm	ppm	%	ppm	ppm	ppm	ppm
	LOR	0.02	0.001	0.01	0.01	0.1	0.2	10	10	0.05	0.01	0.01	0.01	0.02	0.1	1
DD005564		0.16	0.005	1.33	0.88	22.3	<0.2	<10	160	0.51	0.15	0.13	0.84	28.1	4.0	15
DD005565		0.11	0.003	0.68	0.39	10.1	<0.2	<10	130	0.25	0.11	0.10	0.58	23.8	2.3	6
DD005566		0.20	0.018	1.49	0.55	38.6	<0.2	<10	280	0.52	0.26	0.06	1.28	26.6	1.4	13
DD005567		0.20	0.004	2.23	0.41	11.8	<0.2	<10	130	0.25	0.16	0.03	1.34	20.4	1.5	5
DD005568		0.17	0.002	1.36	0.63	8.4	<0.2	<10	100	0.41	0.14	0.06	1.98	18.15	2.9	10
DD005569		0.24	0.007	2.40	1.58	15.4	<0.2	<10	270	1.11	0.22	0.22	15.85	33.2	8.3	25
DD005570		0.14	0.004	0.27	0.33	2.0	<0.2	<10	130	0.18	0.05	0.25	2.64	8.28	1.3	5
DD005571		0.26	0.004	0.28	1.14	15.9	<0.2	<10	240	0.73	0.16	0.32	22.8	25.4	7.0	24
DD005572		0.16	0.005	1.14	1.47	12.3	<0.2	<10	160	1.01	0.17	0.14	12.05	21.4	8.6	21
DD005573		0.22	0.003	1.00	1.13	14.9	<0.2	<10	230	0.82	0.21	0.14	11.75	23.4	8.9	18
DD005574		0.19	0.003	0.74	0.52	4.1	<0.2	<10	110	0.14	0.11	0.09	1.11	13.80	2.2	7
DD005575		0.22	0.003	0.33	0.91	8.7	<0.2	<10	100	0.67	0.11	0.09	1.27	21.1	6.2	12
DD005576		0.24	0.002	0.85	0.33	11.3	<0.2	<10	110	0.17	0.10	0.04	0.45	17.75	1.5	7
DD005810		0.18	0.012	1.60	1.16	14.9	<0.2	<10	230	0.97	0.30	0.08	4.33	40.7	4.6	16
DD005811		0.20	0.004	1.62	0.39	13.0	<0.2	<10	140	0.29	0.19	0.06	1.54	25.4	2.0	6
DD005812		0.16	0.003	0.52	0.79	22.6	<0.2	<10	150	0.51	0.16	0.08	1.71	24.3	2.7	11
DD005813		0.17	0.004	0.92	1.09	22.6	<0.2	<10	200	0.38	0.20	0.16	1.05	29.9	4.1	20
DD005814		0.13	0.001	0.48	0.34	1.8	<0.2	<10	60	0.11	0.05	0.06	1.26	5.34	2.3	4
DD005513		0.08	0.002	0.44	0.19	0.6	<0.2	<10	10	<0.05	0.01	0.04	0.04	1.43	1.0	2
DD005514		0.18	0.004	0.94	1.06	21.6	<0.2	<10	180	0.73	0.20	0.07	1.27	46.6	6.5	17
DD005515		0.20	0.002	0.39	0.36	7.8	<0.2	<10	90	0.18	0.15	0.03	0.61	25.7	2.4	8
DD005516		0.13	0.012	1.51	0.59	21.6	<0.2	<10	170	0.47	0.16	0.18	1.31	27.5	4.0	12
DD005517		0.16	0.002	1.00	0.67	4.9	<0.2	<10	90	0.20	0.12	0.11	0.66	13.20	5.2	7
DD005518		0.19	0.003	0.55	1.40	16.1	<0.2	<10	170	0.61	0.24	0.06	2.23	21.5	16.4	20
DD005519		0.14	0.004	0.98	1.24	9.6	<0.2	<10	210	0.86	0.20	0.10	2.80	20.2	14.8	12
DD005520		0.21	0.004	0.29	1.74	15.3	<0.2	<10	210	1.18	0.26	0.15	1.78	27.7	15.3	25
DD005521		0.22	0.003	0.59	1.03	12.3	<0.2	<10	200	0.65	0.24	0.51	4.36	29.4	7.7	18
DD005522		0.16	0.003	0.35	1.06	7.4	<0.2	<10	200	0.46	0.17	0.47	1.06	20.8	6.3	17
DD005523		0.18	0.002	0.46	0.52	3.4	<0.2	<10	120	0.23	0.10	0.25	1.45	12.25	1.7	10
DD005524		0.21	0.007	1.36	1.49	18.8	<0.2	<10	360	1.05	0.22	0.31	5.75	25.0	12.9	17
DD005525		0.15	0.006	1.31	0.80	9.5	<0.2	<10	120	0.48	0.15	0.06	1.24	16.25	3.8	11
DD005601		0.15	0.003	1.06	0.44	4.2	<0.2	<10	70	0.30	0.11	0.10	2.41	9.74	2.6	8
DD005602		0.18	0.003	0.55	1.18	8.9	<0.2	<10	100	0.55	0.12	0.10	2.41	20.0	11.9	14
DD005603		0.14	0.003	1.13	0.85	7.7	<0.2	<10	130	0.67	0.12	0.17	4.59	15.55	4.8	11
DD005604		0.22	0.009	0.89	1.84	17.5	<0.2	<10	200	1.12	0.25	0.22	6.96	31.6	19.0	26
DD005605		0.16	0.015	3.86	1.90	31.0	<0.2	<10	840	1.48	0.37	0.82	12.00	69.3	8.2	28
DD005606		0.16	0.004	0.73	1.04	12.2	<0.2	<10	160	0.41	0.20	0.42	2.89	27.1	4.7	20
DD005607		0.19	0.002	0.85	1.34	16.8	<0.2	<10	110	0.73	0.17	0.18	2.62	22.8	12.3	25
DD005632		0.25	0.006	0.22	2.95	9.7	<0.2	<10	230	1.98	0.27	0.49	3.72	27.0	20.7	33
DD005633		0.15	0.015	0.35	1.13	21.0	<0.2	<10	150	0.43	0.16	0.32	3.66	20.7	2.6	19

***** See Appendix Page for comments regarding this certificate *****

ALS Canada Ltd.
2103 Dollarton Hwy
North Vancouver BC V7H 0A7
Phone: 604 984 0221 Fax: 604 984 0218 www.alsglobal.com

To: **SILVER RANGE RESOURCES LTD.**
C/O ARCHER, CATHRO & ASSOCIATES (1981) LIMITED
1016-510 W HASTINGS ST
VANCOUVER BC V6B 1L8

Finalized Date: 1-SEP-2012
Account: RANSIL

Project: KEG (Keg South - Group 4)

CERTIFICATE OF ANALYSIS WH12193306

Sample Description	Method	ME-MS41	ME-MS41	ME-MS41	ME-MS41	ME-MS41	ME-MS41	ME-MS41	ME-MS41	ME-MS41	ME-MS41	ME-MS41	ME-MS41	ME-MS41	ME-MS41	ME-MS41
	Analyte	Cs	Cu	Fe	Ga	Ge	Hf	Hg	In	K	La	Li	Mg	Mn	Mo	Na
	Units	ppm	ppm	%	ppm	ppm	ppm	ppm	ppm	%	ppm	ppm	%	ppm	ppm	%
	LOR	0.05	0.2	0.01	0.05	0.05	0.02	0.01	0.005	0.01	0.2	0.1	0.01	5	0.05	0.01
DD005564		1.74	20.6	1.86	3.31	0.05	<0.02	0.08	0.026	0.08	17.7	9.7	0.21	67	13.40	<0.01
DD005565		1.00	14.7	1.06	1.80	0.05	<0.02	0.02	0.013	0.09	15.2	3.4	0.13	33	11.00	0.01
DD005566		1.68	110.0	2.76	2.66	0.08	<0.02	0.03	0.038	0.21	15.5	1.9	0.06	17	51.5	<0.01
DD005567		1.28	18.6	1.07	2.51	0.06	<0.02	0.05	0.014	0.08	11.6	1.1	0.03	15	17.15	<0.01
DD005568		1.56	22.8	1.49	2.71	0.05	<0.02	0.04	0.013	0.09	8.6	6.3	0.18	56	3.56	0.01
DD005569		7.71	49.0	2.44	4.76	0.09	<0.02	0.51	0.032	0.23	16.6	23.2	0.58	865	8.18	0.01
DD005570		0.56	10.5	0.52	1.05	0.05	<0.02	0.09	0.007	0.03	4.0	1.6	0.07	37	0.43	0.02
DD005571		2.38	29.1	1.97	3.25	0.06	0.05	0.02	0.018	0.11	13.3	17.2	0.49	229	5.04	0.01
DD005572		4.75	26.6	2.20	4.69	0.07	<0.02	0.06	0.024	0.25	12.7	28.8	0.59	316	10.95	0.01
DD005573		1.99	19.0	2.26	3.97	<0.05	<0.02	0.03	0.028	0.15	13.7	16.4	0.36	256	5.24	<0.01
DD005574		0.55	10.8	0.88	2.71	<0.05	<0.02	0.01	0.007	0.04	6.7	2.8	0.08	51	3.40	0.01
DD005575		1.74	41.9	1.78	2.77	<0.05	0.07	0.01	0.014	0.11	10.5	13.0	0.44	69	3.45	<0.01
DD005576		1.65	11.5	1.15	2.10	<0.05	<0.02	0.06	0.013	0.07	11.4	1.9	0.06	38	18.75	0.01
DD005810		3.94	37.6	3.16	3.99	0.07	<0.02	0.09	0.033	0.18	23.0	11.7	0.37	70	6.73	0.01
DD005811		0.95	14.5	1.36	2.34	0.05	<0.02	0.03	0.023	0.08	15.6	1.8	0.07	33	11.75	<0.01
DD005812		1.52	21.9	1.62	2.70	0.05	<0.02	0.07	0.017	0.07	15.1	7.0	0.15	46	18.40	<0.01
DD005813		2.84	18.1	2.68	4.66	0.06	0.06	0.02	0.028	0.14	19.1	9.7	0.40	102	13.70	<0.01
DD005814		0.71	7.6	0.79	1.58	<0.05	<0.02	0.01	0.005	0.05	2.9	1.7	0.06	63	1.35	0.02
DD005513		0.14	2.8	0.47	0.90	<0.05	<0.02	0.01	<0.005	0.02	0.8	0.3	0.02	21	0.21	0.02
DD005514		2.66	24.7	2.67	2.93	0.07	<0.02	0.05	0.031	0.08	26.8	17.1	0.31	117	10.75	<0.01
DD005515		0.88	11.3	1.24	2.33	<0.05	<0.02	0.01	0.009	0.06	14.9	2.4	0.08	42	6.89	<0.01
DD005516		1.46	21.8	1.61	2.15	0.05	<0.02	0.05	0.025	0.10	15.9	7.5	0.22	82	10.10	<0.01
DD005517		1.70	6.7	0.99	2.90	<0.05	0.03	0.07	0.011	0.06	6.6	3.1	0.09	203	2.71	0.02
DD005518		4.37	27.3	3.28	4.70	0.05	<0.02	0.03	0.028	0.16	11.0	19.8	0.69	224	3.84	<0.01
DD005519		3.04	24.8	2.35	3.83	0.05	<0.02	0.04	0.025	0.21	10.2	14.5	0.43	208	3.07	0.02
DD005520		6.70	32.5	3.28	5.23	0.09	0.03	0.03	0.035	0.35	14.9	28.8	0.90	246	5.25	<0.01
DD005521		3.52	35.9	1.98	3.75	0.06	<0.02	0.07	0.028	0.12	16.3	13.8	0.32	221	4.82	0.01
DD005522		1.75	20.7	1.55	3.32	0.05	0.02	0.11	0.023	0.06	10.4	12.8	0.31	173	2.44	0.01
DD005523		1.45	18.0	0.70	2.10	<0.05	<0.02	0.10	0.013	0.05	6.0	4.3	0.17	38	0.78	0.02
DD005524		6.41	45.7	3.01	4.34	0.06	<0.02	0.15	0.039	0.27	14.7	19.5	0.69	226	7.24	0.01
DD005525		2.29	17.7	1.76	3.32	0.06	<0.02	0.04	0.015	0.11	9.3	9.2	0.28	65	4.42	0.01
DD005601		2.34	24.1	0.94	2.34	<0.05	<0.02	0.11	0.011	0.05	5.6	2.5	0.09	55	4.46	0.01
DD005602		2.04	14.9	1.72	3.50	<0.05	0.07	0.02	0.014	0.12	10.3	12.9	0.51	240	3.24	<0.01
DD005603		3.80	33.6	1.18	2.73	0.06	<0.02	0.11	0.013	0.11	8.3	7.6	0.35	102	5.96	0.01
DD005604		6.12	41.2	2.61	5.92	0.09	0.02	0.08	0.038	0.28	18.2	28.7	0.69	897	16.35	0.01
DD005605		6.12	112.5	2.62	5.44	0.13	0.10	0.73	0.077	0.17	40.7	16.4	0.41	241	7.19	<0.01
DD005606		3.47	19.8	1.52	4.00	0.08	0.03	0.07	0.021	0.11	15.9	15.1	0.43	99	4.74	0.01
DD005607		4.68	18.9	1.94	4.45	0.05	0.05	0.04	0.022	0.16	13.3	25.2	0.66	221	12.05	<0.01
DD005632		10.65	40.8	3.32	8.88	0.09	0.05	0.05	0.041	0.64	14.8	41.0	1.39	291	2.06	0.01
DD005633		4.59	23.3	1.53	4.46	0.07	<0.02	0.08	0.019	0.17	11.2	8.6	0.44	46	5.11	0.01

***** See Appendix Page for comments regarding this certificate *****

ALS Canada Ltd.
2103 Dollarton Hwy
North Vancouver BC V7H 0A7
Phone: 604 984 0221 Fax: 604 984 0218 www.alsglobal.com

To: **SILVER RANGE RESOURCES LTD.**
C/O ARCHER, CATHRO & ASSOCIATES (1981) LIMITED
1016-510 W HASTINGS ST
VANCOUVER BC V6B 1L8

Finalized Date: 1-SEP-2012
Account: RANSIL

Project: KEG (Keg South - Group 4)

CERTIFICATE OF ANALYSIS WH12193306

Sample Description	Method	ME-MS41	ME-MS41	ME-MS41	ME-MS41	ME-MS41	ME-MS41	ME-MS41	ME-MS41	ME-MS41	ME-MS41	ME-MS41	ME-MS41	ME-MS41	ME-MS41	ME-MS41
	Analyte	Nb	Ni	P	Pb	Rb	Re	S	Sb	Sc	Se	Sn	Sr	Ta	Te	Th
	Units	ppm	ppm	ppm	ppm	ppm	ppm	%	ppm	ppm	ppm	ppm	ppm	ppm	ppm	ppm
	LOR	0.05	0.2	10	0.2	0.1	0.001	0.01	0.05	0.1	0.2	0.2	0.2	0.01	0.01	0.2
DD005564		0.31	19.5	1560	27.5	9.2	0.001	0.09	5.07	0.5	3.9	0.5	53.2	<0.01	0.11	0.3
DD005565		0.28	10.7	510	22.5	8.3	<0.001	0.09	3.39	0.7	2.8	0.3	46.7	<0.01	0.07	1.0
DD005566		0.45	15.6	1920	81.2	20.1	0.001	0.46	11.35	1.0	15.1	0.4	219	<0.01	0.24	2.4
DD005567		0.31	12.6	740	25.7	8.4	<0.001	0.12	10.55	0.6	6.0	0.3	35.4	<0.01	0.11	1.5
DD005568		0.64	14.3	360	11.5	14.0	<0.001	0.05	4.58	1.4	2.6	0.4	11.7	<0.01	0.03	2.0
DD005569		0.64	80.4	760	26.7	33.8	0.002	0.08	7.45	3.5	7.5	0.6	38.7	<0.01	0.08	1.5
DD005570		0.20	11.4	400	4.8	2.4	0.005	0.05	1.32	0.7	5.3	<0.2	21.7	<0.01	0.03	0.3
DD005571		0.84	92.3	970	12.5	15.4	0.002	0.04	4.53	2.7	2.2	0.5	40.3	<0.01	0.05	4.4
DD005572		0.87	55.8	630	16.4	31.1	0.001	0.07	6.64	2.7	4.0	0.5	37.4	<0.01	0.04	2.3
DD005573		1.08	29.1	590	22.7	26.1	<0.001	0.07	6.75	2.0	4.1	0.6	30.1	<0.01	0.03	2.7
DD005574		0.64	9.7	610	7.3	5.5	<0.001	0.02	1.29	0.8	0.7	0.4	15.7	<0.01	0.03	0.9
DD005575		0.47	54.6	690	13.5	14.4	<0.001	0.03	2.84	1.6	1.4	0.4	17.1	<0.01	0.03	2.9
DD005576		0.19	7.3	630	24.3	7.4	0.001	0.10	3.81	0.3	3.0	0.3	27.7	<0.01	0.07	<0.2
DD005810		0.55	30.7	770	27.8	20.0	<0.001	0.15	11.25	2.4	7.0	0.5	43.6	<0.01	0.07	3.3
DD005811		0.36	15.5	590	22.6	8.0	<0.001	0.08	9.94	0.8	4.5	0.4	29.0	<0.01	0.06	0.9
DD005812		0.63	19.4	990	30.5	7.9	0.001	0.10	4.91	1.3	3.1	0.4	33.8	<0.01	0.06	2.0
DD005813		1.23	20.5	2850	29.0	16.0	0.001	0.11	5.24	2.7	2.6	0.7	31.7	<0.01	0.07	4.6
DD005814		0.22	4.8	380	4.5	5.7	<0.001	0.03	0.65	0.3	0.2	0.2	11.7	<0.01	<0.01	<0.2
DD005513		0.16	1.2	170	0.8	0.8	<0.001	0.02	0.12	0.2	0.2	<0.2	8.1	<0.01	0.01	<0.2
DD005514		0.29	29.4	1090	26.9	10.0	0.001	0.07	6.66	2.1	3.3	0.4	41.2	<0.01	0.08	4.2
DD005515		0.37	12.2	490	17.0	7.7	<0.001	0.05	4.26	0.8	1.3	0.4	16.7	<0.01	0.03	1.5
DD005516		0.19	21.7	1330	21.1	8.3	0.001	0.08	10.55	0.8	4.4	0.3	50.7	<0.01	0.06	0.7
DD005517		0.75	7.5	520	8.3	9.0	0.001	0.03	2.23	1.0	2.0	0.3	18.3	<0.01	0.02	2.0
DD005518		0.84	75.1	470	17.8	25.9	0.001	0.04	4.83	2.7	2.7	0.5	15.6	<0.01	0.03	3.3
DD005519		0.64	39.8	400	20.9	22.0	0.001	0.06	4.22	1.7	2.5	0.3	25.1	<0.01	0.04	1.8
DD005520		0.80	72.1	760	21.1	41.9	0.001	0.05	6.95	3.6	3.6	0.5	30.3	<0.01	0.02	4.9
DD005521		0.70	35.9	680	18.5	15.7	0.002	0.05	4.22	2.2	4.6	0.4	37.2	<0.01	0.06	1.9
DD005522		0.86	17.0	810	11.8	9.0	0.006	0.06	2.11	2.3	3.1	0.4	31.3	<0.01	0.03	1.9
DD005523		0.49	12.7	520	6.4	7.5	0.003	0.05	1.10	1.1	2.2	0.3	21.1	<0.01	0.01	0.5
DD005524		0.59	78.9	780	32.8	31.3	0.003	0.13	6.11	2.7	9.2	0.4	43.9	<0.01	0.05	2.3
DD005525		0.95	27.1	560	14.4	14.5	<0.001	0.07	3.93	1.5	2.3	0.4	20.4	<0.01	0.02	2.2
DD005601		0.10	14.5	450	14.9	7.9	0.003	0.03	1.45	0.2	2.9	0.3	24.3	<0.01	0.04	<0.2
DD005602		0.61	55.3	1070	14.0	17.7	<0.001	0.03	1.62	1.5	1.0	0.4	19.1	<0.01	0.02	2.5
DD005603		0.22	43.0	680	18.1	15.1	0.003	0.05	3.48	0.6	3.3	0.3	33.2	<0.01	0.02	0.2
DD005604		1.44	42.2	930	14.5	36.4	0.002	0.12	7.60	3.2	5.0	0.6	56.5	<0.01	0.04	3.8
DD005605		1.06	101.5	1050	107.5	29.6	0.011	0.10	13.00	5.9	12.5	2.0	89.5	<0.01	0.12	4.2
DD005606		0.93	34.3	680	32.5	17.8	0.003	0.05	4.79	2.5	7.3	0.8	36.6	<0.01	0.05	2.6
DD005607		0.44	93.5	1060	25.3	21.3	0.001	0.04	5.34	2.4	2.7	0.6	35.7	<0.01	0.09	3.2
DD005632		1.86	55.4	570	23.7	67.3	0.001	0.05	2.90	6.5	3.1	0.9	80.0	<0.01	0.04	5.2
DD005633		1.05	22.7	830	22.3	22.6	0.008	0.08	5.62	1.9	7.6	0.7	41.1	<0.01	0.06	1.0

***** See Appendix Page for comments regarding this certificate *****

ALS Canada Ltd.
2103 Dollarton Hwy
North Vancouver BC V7H 0A7
Phone: 604 984 0221 Fax: 604 984 0218 www.alsglobal.com

To: **SILVER RANGE RESOURCES LTD.**
C/O ARCHER, CATHRO & ASSOCIATES (1981) LIMITED
1016- 510 W HASTINGS ST
VANCOUVER BC V6B 1L8

Finalized Date: 1- SEP- 2012
Account: RANSIL

Project: KEG (Keg South - Group 4)

CERTIFICATE OF ANALYSIS WH12193306

Sample Description	Method	ME-MS41	ME-MS41	ME-MS41	ME-MS41	ME-MS41	ME-MS41	ME-MS41	ME-MS41
	Analyte	Ti	Tl	U	V	W	Y	Zn	Zr
	Units	%	ppm	ppm	ppm	ppm	ppm	ppm	ppm
	LOR	0.005	0.02	0.05	1	0.05	0.05	2	0.5
DD005564		0.008	0.59	1.75	83	0.18	4.59	71	0.6
DD005565		0.013	0.43	0.91	41	0.11	2.76	46	<0.5
DD005566		0.015	2.33	3.44	147	0.17	8.14	203	0.5
DD005567		0.015	0.52	1.67	53	0.10	2.21	132	<0.5
DD005568		0.032	0.19	1.57	39	0.14	4.58	138	<0.5
DD005569		0.036	0.69	3.94	78	0.14	25.8	704	<0.5
DD005570		0.023	0.12	0.94	17	<0.05	5.15	52	<0.5
DD005571		0.046	0.35	2.30	61	0.21	9.46	711	3.4
DD005572		0.050	0.51	2.07	60	0.11	8.69	506	0.6
DD005573		0.044	0.30	1.30	65	0.14	4.55	363	0.5
DD005574		0.028	0.15	0.34	33	0.13	1.46	83	<0.5
DD005575		0.021	0.29	1.06	52	0.10	4.59	372	3.8
DD005576		0.016	0.46	1.05	54	0.12	1.58	64	<0.5
DD005810		0.026	0.41	1.92	66	0.10	5.81	398	0.5
DD005811		0.016	0.25	1.14	48	0.16	2.11	211	<0.5
DD005812		0.014	0.57	2.32	57	0.21	3.69	180	0.6
DD005813		0.042	0.59	1.49	75	0.36	4.17	188	3.2
DD005814		0.022	0.11	0.26	21	0.05	0.75	62	<0.5
DD005513		0.023	0.03	0.10	15	<0.05	0.30	7	<0.5
DD005514		0.006	0.41	1.58	58	0.14	5.89	170	0.6
DD005515		0.021	0.29	0.62	45	0.12	2.20	95	<0.5
DD005516		0.008	0.31	1.55	54	0.10	3.63	119	<0.5
DD005517		0.036	0.12	0.52	30	0.15	1.83	60	1.5
DD005518		0.044	0.26	0.78	58	0.12	4.40	517	0.8
DD005519		0.036	0.23	0.84	44	0.07	3.96	249	0.7
DD005520		0.050	0.49	1.02	71	0.08	5.88	444	1.8
DD005521		0.027	0.23	2.36	56	0.16	5.99	217	0.5
DD005522		0.029	0.22	3.33	40	0.21	6.10	108	1.0
DD005523		0.021	0.16	1.27	20	0.07	3.63	53	<0.5
DD005524		0.031	0.57	2.10	63	0.07	9.68	439	0.5
DD005525		0.042	0.27	0.82	50	0.12	2.71	224	0.7
DD005601		0.016	0.27	1.15	34	0.10	4.08	63	<0.5
DD005602		0.026	0.28	0.92	64	0.11	4.12	336	3.2
DD005603		0.015	0.42	1.84	47	0.06	7.69	219	<0.5
DD005604		0.078	0.61	2.48	102	0.15	9.36	339	1.1
DD005605		0.019	0.92	7.63	90	0.21	42.6	347	4.6
DD005606		0.037	0.41	2.40	63	0.13	5.99	230	1.3
DD005607		0.022	0.79	1.92	108	0.14	5.72	466	2.9
DD005632		0.077	0.64	1.21	76	0.10	9.52	396	2.3
DD005633		0.036	0.38	1.81	42	0.10	5.04	122	0.6

***** See Appendix Page for comments regarding this certificate *****

ALS Canada Ltd.
2103 Dollarton Hwy
North Vancouver BC V7H 0A7
Phone: 604 984 0221 Fax: 604 984 0218 www.alsglobal.com

To: **SILVER RANGE RESOURCES LTD.**
C/O ARCHER, CATHRO & ASSOCIATES (1981) LIMITED
1016-510 W HASTINGS ST
VANCOUVER BC V6B 1L8

Finalized Date: 1-SEP-2012
Account: RANSIL

Project: KEG (Keg South - Group 4)

CERTIFICATE OF ANALYSIS WH12193306

Sample Description	Method	WEI-21	Au-ICP21	ME-MS41	ME-MS41	ME-MS41	ME-MS41	ME-MS41	ME-MS41	ME-MS41	ME-MS41	ME-MS41	ME-MS41	ME-MS41	ME-MS41	ME-MS41
	Analyte	Recvd Wt.	Au	Ag	Al	As	Au	B	Ba	Be	Bi	Ca	Cd	Ce	Co	Cr
	Units	kg	ppm	ppm	%	ppm	ppm	ppm	ppm	ppm	ppm	%	ppm	ppm	ppm	ppm
	LOR	0.02	0.001	0.01	0.01	0.1	0.2	10	10	0.05	0.01	0.01	0.01	0.02	0.1	1
DD005634		0.23	0.004	0.24	1.18	15.5	<0.2	<10	160	0.49	0.17	0.31	4.57	23.9	4.6	24
DD005635		0.24	0.004	0.46	2.33	21.2	<0.2	<10	330	1.03	0.21	0.28	1.22	27.6	10.8	43

***** See Appendix Page for comments regarding this certificate *****

ALS Canada Ltd.
2103 Dollarton Hwy
North Vancouver BC V7H 0A7
Phone: 604 984 0221 Fax: 604 984 0218 www.alsglobal.com

To: **SILVER RANGE RESOURCES LTD.**
C/O ARCHER, CATHRO & ASSOCIATES (1981) LIMITED
1016- 510 W HASTINGS ST
VANCOUVER BC V6B 1L8

Finalized Date: 1- SEP- 2012
Account: RANSIL

Project: KEG (Keg South - Group 4)

CERTIFICATE OF ANALYSIS WH12193306

Sample Description	Method	ME-MS41	ME-MS41	ME-MS41	ME-MS41	ME-MS41	ME-MS41	ME-MS41	ME-MS41	ME-MS41	ME-MS41	ME-MS41	ME-MS41	ME-MS41	ME-MS41	ME-MS41
	Analyte	Cs	Cu	Fe	Ga	Ge	Hf	Hg	In	K	La	Li	Mg	Mn	Mo	Na
	Units	ppm	ppm	%	ppm	ppm	ppm	ppm	ppm	%	ppm	ppm	%	ppm	ppm	%
	LOR	0.05	0.2	0.01	0.05	0.05	0.02	0.01	0.005	0.01	0.2	0.1	0.01	5	0.05	0.01
DD005634		3.39	15.1	1.70	3.98	0.06	0.02	0.07	0.020	0.10	12.6	17.8	0.54	88	5.43	0.01
DD005635		3.73	43.1	2.28	5.72	0.06	0.06	0.08	0.031	0.12	15.7	27.1	0.78	156	2.96	0.01

***** See Appendix Page for comments regarding this certificate *****

ALS Canada Ltd.
2103 Dollarton Hwy
North Vancouver BC V7H 0A7
Phone: 604 984 0221 Fax: 604 984 0218 www.alsglobal.com

To: **SILVER RANGE RESOURCES LTD.**
C/O ARCHER, CATHRO & ASSOCIATES (1981) LIMITED
1016- 510 W HASTINGS ST
VANCOUVER BC V6B 1L8

Finalized Date: 1- SEP- 2012
Account: RANSIL

Project: KEG (Keg South - Group 4)

CERTIFICATE OF ANALYSIS WH12193306

Sample Description	Method	ME-MS41	ME-MS41	ME-MS41	ME-MS41	ME-MS41	ME-MS41	ME-MS41	ME-MS41	ME-MS41	ME-MS41	ME-MS41	ME-MS41	ME-MS41	ME-MS41	ME-MS41
	Analyte	Nb	Ni	P	Pb	Rb	Re	S	Sb	Sc	Se	Sn	Sr	Ta	Te	Th
	Units	ppm	ppm	ppm	ppm	ppm	ppm	%	ppm	ppm	ppm	ppm	ppm	ppm	ppm	ppm
	LOR	0.05	0.2	10	0.2	0.1	0.001	0.01	0.05	0.1	0.2	0.2	0.2	0.01	0.01	0.2
DD005634		1.01	37.1	830	13.7	16.5	0.004	0.04	3.96	2.7	4.4	0.5	25.5	<0.01	0.03	2.3
DD005635		1.66	55.7	900	13.5	17.3	0.001	0.04	2.58	4.5	1.9	0.5	30.4	0.01	0.05	4.8

***** See Appendix Page for comments regarding this certificate *****

ALS Canada Ltd.
2103 Dollarton Hwy
North Vancouver BC V7H 0A7
Phone: 604 984 0221 Fax: 604 984 0218 www.alsglobal.com

To: **SILVER RANGE RESOURCES LTD.**
C/O ARCHER, CATHRO & ASSOCIATES (1981) LIMITED
1016- 510 W HASTINGS ST
VANCOUVER BC V6B 1L8

Finalized Date: 1- SEP- 2012
Account: RANSIL

Project: KEG (Keg South - Group 4)

CERTIFICATE OF ANALYSIS WH12193306

Sample Description	Method	ME-MS41	ME-MS41	ME-MS41	ME-MS41	ME-MS41	ME-MS41	ME-MS41	ME-MS41
	Analyte	Ti	Tl	U	V	W	Y	Zn	Zr
	Units	%	ppm	ppm	ppm	ppm	ppm	ppm	ppm
	LOR	0.005	0.02	0.05	1	0.05	0.05	2	0.5
DD005634		0.041	0.43	2.15	67	0.44	6.02	385	0.6
DD005635		0.057	0.52	1.80	107	0.25	12.90	176	3.0

***** See Appendix Page for comments regarding this certificate *****

ALS Canada Ltd.
2103 Dollarton Hwy
North Vancouver BC V7H 0A7
Phone: 604 984 0221 Fax: 604 984 0218 www.alsglobal.com

To: **SILVER RANGE RESOURCES LTD.**
C/O ARCHER, CATHRO & ASSOCIATES (1981) LIMITED
1016- 510 W HASTINGS ST
VANCOUVER BC V6B 1L8

Finalized Date: 1- SEP- 2012
Account: RANSIL

Project: KEG (Keg South - Group 4)

CERTIFICATE OF ANALYSIS WH12193306

Method	CERTIFICATE COMMENTS
ME- MS41	Gold determinations by this method are semi- quantitative due to the small sample weight used (0.5g).

ALS Canada Ltd.

2103 Dollarton Hwy
North Vancouver BC V7H 0A7
Phone: 604 984 0221 Fax: 604 984 0218 www.alsglobal.com

To: **SILVER RANGE RESOURCES LTD.**
C/O ARCHER, CATHRO & ASSOCIATES (1981) LIMITED
1016- 510 W HASTINGS ST
VANCOUVER BC V6B 1L8

Finalized Date: 1- SEP- 2012
Account: RANSIL

CERTIFICATE WH12193340

Project: KEG (Main - Group 1)

P.O. No.: Batch 72

This report is for 36 Drill Core samples submitted to our lab in Whitehorse, YT, Canada on 17- AUG- 2012.

The following have access to data associated with this certificate:

MATT DUMALA	JOAN MARIACHER	HEATHER SMITH

SAMPLE PREPARATION

ALS CODE	DESCRIPTION
WEI- 21	Received Sample Weight
LOG- 22	Sample login - Rcd w/o BarCode
CRU- 31	Fine crushing - 70%< 2mm
CRU- QC	Crushing QC Test
SPL- 21	Split sample - riffle splitter
PUL- QC	Pulverizing QC Test
PUL- 31	Pulverize split to 85%< 75 um
LOG- 22d	Sample login - Rcd w/o BarCode dup
SPL- 21d	Split sample - duplicate
PUL- 31d	Pulverize Split - duplicate
LOG- 23	Pulp Login - Rcvd with Barcode

ANALYTICAL PROCEDURES

ALS CODE	DESCRIPTION	INSTRUMENT
Au- AA24	Au 50g FA AA finish	AAS
Sn- XRF05	Sn- Trace Level XRF Analysis	XRF
ME- MS61	48 element four acid ICP- MS	

To: **SILVER RANGE RESOURCES LTD.**
ATTN: JOAN MARIACHER
C/O ARCHER, CATHRO & ASSOCIATES (1981) LIMITED
1016- 510 W HASTINGS ST
VANCOUVER BC V6B 1L8

This is the Final Report and supersedes any preliminary report with this certificate number. Results apply to samples as submitted. All pages of this report have been checked and approved for release.

***** See Appendix Page for comments regarding this certificate *****

Signature:

Colin Ramshaw, Vancouver Laboratory Manager

ALS Canada Ltd.
2103 Dollarton Hwy
North Vancouver BC V7H 0A7
Phone: 604 984 0221 Fax: 604 984 0218 www.alsglobal.com

To: **SILVER RANGE RESOURCES LTD.**
C/O ARCHER, CATHRO & ASSOCIATES (1981) LIMITED
1016-510 W HASTINGS ST
VANCOUVER BC V6B 1L8

Finalized Date: 1-SEP-2012
Account: RANSIL

Project: KEG (Main - Group 1)

CERTIFICATE OF ANALYSIS WH12193340

Sample Description	Method	WEI-21	Au-AA24	Sn-XRF05	ME-MS61	ME-MS61	ME-MS61	ME-MS61	ME-MS61	ME-MS61	ME-MS61	ME-MS61	ME-MS61	ME-MS61	ME-MS61	ME-MS61
	Analyte	Recvd Wt.	Au	Sn	Ag	Al	As	Ba	Be	Bi	Ca	Cd	Ce	Co	Cr	Cs
	Units	kg	ppm	ppm	ppm	%	ppm	ppm	ppm	ppm	%	ppm	ppm	ppm	ppm	ppm
	LOR	0.02	0.005	5	0.01	0.01	0.2	10	0.05	0.01	0.01	0.02	0.01	0.1	1	0.05
K287235		7.45	<0.005	47	0.21	4.11	159.5	1250	1.22	1.24	9.27	7.18	45.5	5.9	81	8.59
K287236		6.99	0.006	37	0.38	4.17	333	890	1.08	3.41	7.12	5.30	43.6	6.7	94	3.82
K287237		7.36	<0.005	33	0.24	4.13	55.7	740	1.06	0.70	8.67	3.45	43.8	6.1	84	4.82
K287238		7.76	<0.005	28	0.18	3.50	49	1440	0.79	0.42	10.60	2.97	42.9	5.5	77	3.68
K287239		7.71	<0.005	39	0.18	3.59	60	950	0.95	0.46	12.90	2.45	42.0	5.8	69	3.40
K287240		<0.02	<0.005	36	0.17	3.53	64	930	0.91	0.47	12.80	2.75	41.6	5.9	67	3.40
K287241		7.67	<0.005	30	0.25	3.99	54	940	1.11	0.74	11.30	4.51	40.2	6.0	81	5.19
K287242		7.65	<0.005	35	0.24	4.17	47.3	1090	1.01	0.79	8.68	5.21	45.7	6.9	97	7.59
K287243		8.01	<0.005	41	0.19	4.11	41.8	1110	0.99	0.49	8.54	2.48	47.2	6.8	66	8.01
K287244		7.96	<0.005	46	0.25	4.29	27.9	1040	0.95	0.89	8.20	12.55	45.1	6.7	80	5.78
K287245		3.58	<0.005	46	0.31	4.38	42.3	1110	1.01	0.93	8.27	7.71	44.4	6.9	81	6.18
K287246		7.55	<0.005	49	0.35	3.84	44.1	730	0.97	1.03	9.57	8.80	41.1	6.6	80	6.34
K287247		7.91	<0.005	57	0.31	4.55	59	1400	1.13	1.00	10.75	4.13	48.5	8.3	116	10.10
K287248		7.98	<0.005	68	0.21	4.77	34.2	1360	1.18	1.13	9.39	4.11	51.1	6.2	98	9.45
K287249		8.20	<0.005	47	0.33	3.83	17.4	1420	1.09	4.81	8.88	39.2	43.5	7.2	75	6.49
K287250		2.27	<0.005	<5	0.01	0.10	<5	40	0.06	0.15	21.5	0.12	1.33	1.5	<1	0.59
K287251		6.28	<0.005	12	0.35	4.93	27.0	1500	1.39	14.05	5.46	3.23	53.9	9.3	96	5.08
K287252		4.68	0.007	39	0.42	3.56	99.9	1420	1.02	18.90	7.82	18.65	40.7	5.6	52	2.49
K287253		4.17	0.013	37	0.40	3.90	207	1520	0.79	17.00	10.05	6.08	39.0	6.7	78	3.43
K287254		7.03	0.028	50	0.61	4.13	46.4	340	1.36	46.9	6.72	55.6	43.3	7.7	69	6.50
K287255		3.14	<0.005	<5	0.01	0.08	<5	30	0.05	0.24	20.6	0.17	1.00	1.3	<1	0.17
K287256		7.85	0.005	26	0.38	4.85	9.4	1230	1.77	5.59	2.75	10.95	51.3	11.9	74	7.38
K287257		7.47	<0.005	48	0.17	4.05	46.9	840	1.18	3.49	9.12	0.78	46.8	7.7	58	5.22
K287258		6.61	<0.005	38	0.27	4.33	21.1	2000	1.24	3.24	2.76	0.62	44.4	7.9	64	5.73
K287259		6.23	0.008	34	0.67	3.67	36.9	820	0.89	8.95	9.89	41.7	42.8	6.6	55	4.11
K287260		6.76	0.014	81	7.77	3.63	17.9	1310	0.81	45.5	8.56	63.5	36.2	5.2	74	4.26
K287261		6.27	<0.005	40	0.61	3.94	28.8	1170	1.19	2.10	8.34	25.6	43.2	7.8	77	3.08
K287262		0.22	0.007	177	34.0	3.81	323	670	0.99	121.0	6.84	177.0	42.0	8.4	62	6.11
K287263		5.96	<0.005	52	0.38	3.67	26.5	1550	1.20	1.11	8.15	5.01	50.9	6.2	75	6.52
K287264		6.39	<0.005	55	0.16	4.27	21.8	1670	1.26	0.54	7.62	0.62	54.5	6.4	62	21.7
K287265		7.11	<0.005	60	0.18	4.29	16.6	1320	1.14	0.79	8.02	2.11	51.3	5.6	63	18.55
K287266		7.65	<0.005	37	0.38	4.17	23.8	1520	1.19	1.50	8.07	7.47	51.7	6.9	85	23.5
K287267		0.22	0.005	168	13.55	4.23	113.0	1520	1.21	50.4	8.07	58.2	49.3	6.9	64	6.15
K287268		7.75	<0.005	80	0.18	3.84	18.8	1550	1.11	0.69	8.82	2.80	49.5	4.9	57	18.65
K287269		7.18	<0.005	83	0.85	3.32	17	1370	0.82	5.83	15.10	4.91	42.4	4.2	41	9.09
K287270		6.76	<0.005	33	0.85	3.62	5.3	1310	1.08	9.12	9.87	24.0	42.5	5.8	77	6.35

***** See Appendix Page for comments regarding this certificate *****

ALS Canada Ltd.
2103 Dollarton Hwy
North Vancouver BC V7H 0A7
Phone: 604 984 0221 Fax: 604 984 0218 www.alsglobal.com

To: **SILVER RANGE RESOURCES LTD.**
C/O ARCHER, CATHRO & ASSOCIATES (1981) LIMITED
1016-510 W HASTINGS ST
VANCOUVER BC V6B 1L8

Finalized Date: 1-SEP-2012
Account: RANSIL

Project: KEG (Main - Group 1)

CERTIFICATE OF ANALYSIS WH12193340

Sample Description	Method	ME-MS61	ME-MS61	ME-MS61	ME-MS61	ME-MS61	ME-MS61	ME-MS61	ME-MS61	ME-MS61	ME-MS61	ME-MS61	ME-MS61	ME-MS61	ME-MS61	ME-MS61
	Analyte	Cu	Fe	Ga	Ge	Hf	In	K	La	Li	Mg	Mn	Mo	Na	Nb	Ni
	Units	ppm	%	ppm	ppm	ppm	ppm	%	ppm	ppm	%	ppm	ppm	%	ppm	ppm
	LOR	0.2	0.01	0.05	0.05	0.1	0.005	0.01	0.5	0.2	0.01	5	0.05	0.01	0.1	0.2
K287235		68.1	2.20	12.05	0.15	1.8	0.314	1.97	29.1	20.5	2.47	1400	12.00	0.19	8.6	45.6
K287236		81.6	2.02	12.30	0.16	1.7	0.265	2.78	26.3	16.2	2.02	1110	14.90	0.31	8.2	48.5
K287237		74.8	1.98	11.35	0.16	1.7	0.112	2.08	26.5	16.7	2.12	923	12.45	0.28	8.2	43.9
K287238		22.2	1.93	8.39	0.14	1.5	0.105	2.47	27.7	16.6	2.58	806	10.25	0.12	7.5	34.3
K287239		25.3	2.06	10.85	0.14	1.5	0.126	1.60	25.7	16.3	2.26	859	10.80	0.09	7.9	42.8
K287240		26.5	1.99	10.75	0.15	1.4	0.130	1.59	25.9	15.8	2.22	840	10.70	0.09	7.9	43.5
K287241		50.8	1.92	11.15	0.15	1.5	0.123	1.77	24.6	17.5	2.01	730	14.15	0.15	8.0	45.7
K287242		81.0	2.06	12.15	0.17	1.6	0.160	2.17	28.4	18.8	2.14	753	17.95	0.22	8.6	50.5
K287243		37.9	2.01	11.40	0.16	1.7	0.102	2.23	27.7	18.5	2.56	1020	9.10	0.22	9.2	42.2
K287244		65.8	1.99	11.65	0.17	1.6	0.304	2.05	27.6	20.0	2.06	884	13.95	0.28	8.7	49.3
K287245		74.7	2.14	11.90	0.17	1.6	0.200	2.15	27.0	22.0	2.09	930	14.05	0.28	8.9	51.9
K287246		65.8	2.00	11.60	0.17	1.5	0.215	1.75	25.5	13.4	2.01	766	12.80	0.21	8.1	46.1
K287247		68.6	2.37	13.25	0.19	1.7	0.151	2.19	29.9	17.3	2.38	1100	25.2	0.22	9.9	65.7
K287248		48.5	2.19	14.00	0.18	1.9	0.178	2.06	32.5	23.7	2.34	1160	13.15	0.25	10.0	50.1
K287249		162.0	3.01	11.05	0.19	1.6	1.090	1.96	27.5	30.5	2.52	963	11.30	0.16	8.2	55.9
K287250		5.8	0.48	0.42	0.23	<0.1	0.006	0.05	0.7	1.4	12.80	231	0.16	0.01	0.5	1.7
K287251		254	2.71	12.85	0.22	2.0	0.118	2.46	29.4	23.5	2.75	454	24.0	0.26	10.1	78.3
K287252		214	2.69	8.73	0.17	1.6	0.753	2.08	23.7	14.8	3.25	1020	5.37	0.14	7.6	36.3
K287253		275	2.85	9.92	0.18	1.5	0.212	2.33	24.3	16.8	2.02	934	7.88	0.15	7.6	40.9
K287254		401	3.93	12.95	0.22	1.6	1.590	2.18	24.3	26.0	2.35	829	11.20	0.17	8.4	44.5
K287255		2.5	0.47	0.34	0.21	<0.1	0.008	0.04	0.5	1.0	12.35	214	0.13	0.01	0.4	2.1
K287256		229	2.94	14.05	0.21	2.0	0.240	2.52	27.3	43.1	2.02	283	8.53	0.23	9.9	64.9
K287257		92.6	2.11	14.85	0.15	1.6	0.136	1.40	27.0	193.5	2.10	1140	5.37	0.06	8.0	52.9
K287258		146.5	1.88	12.75	0.20	1.6	0.043	2.72	23.7	53.5	2.36	351	3.21	0.13	8.3	67.6
K287259		228	3.13	11.40	0.20	1.5	0.894	2.30	26.0	24.6	3.90	1010	7.54	0.17	8.0	37.9
K287260		181.0	3.12	12.55	0.20	1.6	1.750	1.90	22.8	30.0	3.15	1010	10.45	0.09	7.7	35.8
K287261		89.8	2.17	10.65	0.16	1.8	0.526	1.87	25.4	36.2	3.22	808	11.90	0.10	7.9	48.0
K287262		1055	5.06	11.50	0.38	1.4	8.34	1.59	22.6	37.2	2.14	1820	12.80	0.19	8.1	43.9
K287263		34.2	1.90	9.34	0.13	1.8	0.131	2.31	29.8	20.5	3.24	795	11.95	0.11	8.7	39.0
K287264		56.3	1.86	11.75	0.14	1.8	0.062	2.19	32.0	25.6	2.62	968	8.60	0.26	8.6	43.7
K287265		43.0	2.16	13.15	0.13	1.8	0.102	1.80	28.9	22.9	2.88	947	7.81	0.19	9.1	34.9
K287266		53.4	2.17	11.60	0.15	1.9	0.154	2.07	30.4	23.2	2.57	815	18.75	0.29	8.9	48.1
K287267		778	3.38	11.85	0.22	1.7	2.32	1.86	25.5	40.2	2.24	1740	14.60	0.23	9.2	46.2
K287268		21.9	2.25	11.75	0.12	1.6	0.131	1.44	28.6	25.5	2.89	1380	7.84	0.11	8.2	30.7
K287269		25.9	1.73	8.60	0.12	1.3	0.132	1.12	24.4	35.1	2.19	1830	6.34	0.07	6.9	23.5
K287270		137.5	2.33	9.54	0.16	1.7	0.605	1.72	25.6	29.4	2.38	1080	15.45	0.16	7.5	39.3

***** See Appendix Page for comments regarding this certificate *****

ALS Canada Ltd.
2103 Dollarton Hwy
North Vancouver BC V7H 0A7
Phone: 604 984 0221 Fax: 604 984 0218 www.alsglobal.com

To: **SILVER RANGE RESOURCES LTD.**
C/O ARCHER, CATHRO & ASSOCIATES (1981) LIMITED
1016-510 W HASTINGS ST
VANCOUVER BC V6B 1L8

Finalized Date: 1-SEP-2012
Account: RANSIL

Project: KEG (Main - Group 1)

CERTIFICATE OF ANALYSIS WH12193340

Sample Description	Method	ME-MS61	ME-MS61	ME-MS61	ME-MS61	ME-MS61	ME-MS61	ME-MS61	ME-MS61	ME-MS61	ME-MS61	ME-MS61	ME-MS61	ME-MS61	ME-MS61	ME-MS61
	Analyte	P	Pb	Rb	Re	S	Sb	Sc	Se	Sn	Sr	Ta	Te	Th	Ti	Tl
	Units	ppm	ppm	ppm	ppm	%	ppm	ppm	ppm	ppm	ppm	ppm	ppm	ppm	%	ppm
	LOR	10	0.5	0.1	0.002	0.01	0.05	0.1	1	0.2	0.2	0.05	0.05	0.2	0.005	0.02
K287235		5350	3.9	97.2	0.016	0.45	3.95	9.0	5	44.7	354	0.62	<0.05	7.0	0.275	0.82
K287236		3820	8.2	131.0	0.020	0.63	5.20	9.2	9	32.6	282	0.58	0.19	6.5	0.265	1.13
K287237		3720	6.1	100.5	0.017	0.38	5.60	8.8	6	26.6	335	0.59	<0.05	6.5	0.261	0.89
K287238		5570	8.2	130.5	0.011	0.06	3.17	8.1	3	24.9	258	0.51	<0.05	6.3	0.254	1.12
K287239		3920	6.3	84.5	0.013	0.06	5.45	7.8	3	34.5	239	0.54	<0.05	6.1	0.243	0.72
K287240		3840	6.2	83.8	0.013	0.06	5.38	7.9	3	34.1	232	0.54	<0.05	6.1	0.239	0.72
K287241		3740	6.6	90.0	0.016	0.17	5.50	7.8	5	27.9	362	0.54	<0.05	6.2	0.243	0.77
K287242		4460	5.0	109.5	0.020	0.38	4.60	9.1	7	28.5	300	0.58	<0.05	6.8	0.266	0.89
K287243		3000	5.3	110.5	0.011	0.23	3.24	8.7	5	41.8	289	0.65	<0.05	7.3	0.282	0.92
K287244		3410	6.6	102.5	0.015	0.44	2.47	9.1	8	42.2	340	0.58	<0.05	6.8	0.267	0.83
K287245		3490	7.2	105.0	0.018	0.44	2.59	9.1	8	45.8	328	0.62	<0.05	6.9	0.269	0.87
K287246		3790	12.8	93.3	0.015	0.35	3.32	8.3	7	43.7	296	0.55	<0.05	6.3	0.244	0.76
K287247		5500	10.2	117.5	0.025	0.29	3.03	10.3	6	54.5	346	0.66	<0.05	7.5	0.298	0.95
K287248		5580	4.5	103.5	0.019	0.37	2.73	10.2	6	64.2	299	0.69	<0.05	7.9	0.309	0.85
K287249		6150	3.9	94.4	0.016	1.29	6.39	7.9	11	37.0	296	0.57	0.05	6.5	0.252	0.89
K287250		370	1.3	3.5	<0.002	<0.01	0.06	0.4	1	0.3	43.5	<0.05	<0.05	<0.2	<0.005	0.02
K287251		2000	6.7	114.5	0.027	1.31	5.03	11.3	13	12.0	264	0.73	0.21	7.8	0.317	1.11
K287252		1990	6.3	84.9	0.007	0.60	9.07	7.6	11	34.4	117.0	0.54	0.23	6.1	0.237	0.74
K287253		4390	5.0	94.1	0.011	0.72	10.40	8.0	14	36.7	131.5	0.55	0.28	6.2	0.239	0.85
K287254		2460	7.0	98.5	0.018	2.37	6.03	9.3	16	39.7	237	0.59	0.37	6.4	0.264	0.91
K287255		170	1.1	1.6	<0.002	<0.01	<0.05	0.3	1	<0.2	38.6	<0.05	<0.05	<0.2	<0.005	<0.02
K287256		720	7.4	147.5	0.018	1.56	3.64	12.9	9	24.9	216	0.73	0.12	7.6	0.308	1.52
K287257		2180	3.7	95.0	0.010	0.66	5.90	9.2	5	45.9	133.0	0.58	0.06	6.6	0.251	0.81
K287258		730	7.4	131.5	0.006	0.89	4.01	11.1	7	35.0	142.5	0.59	0.06	6.7	0.266	1.27
K287259		3350	15.9	98.7	0.010	1.51	8.17	7.7	12	26.0	177.5	0.58	0.08	6.4	0.255	0.95
K287260		5150	436	83.4	0.014	0.90	9.40	7.3	20	62.4	136.0	0.56	0.16	6.3	0.252	0.80
K287261		4500	33.4	77.5	0.017	0.62	7.23	8.0	10	34.2	193.5	0.60	<0.05	6.4	0.269	0.70
K287262		1200	2780	76.5	0.013	2.33	11.25	7.3	58	141.5	186.5	0.59	0.46	5.9	0.257	0.82
K287263		3940	30.5	104.0	0.013	0.14	5.84	8.2	5	45.7	256	0.66	<0.05	7.0	0.286	0.92
K287264		3650	5.5	100.0	0.012	0.40	4.65	8.1	6	50.9	285	0.68	<0.05	7.3	0.279	0.89
K287265		3340	7.5	79.4	0.010	0.38	6.74	8.4	6	58.6	198.0	0.70	<0.05	7.5	0.288	0.72
K287266		4260	22.5	88.8	0.020	0.39	4.97	8.8	9	38.1	255	0.69	<0.05	7.5	0.294	0.77
K287267		1190	1110	87.9	0.016	0.95	7.93	8.2	27	141.0	215	0.70	0.23	7.2	0.295	0.89
K287268		3660	8.7	65.6	0.009	0.13	6.35	7.0	3	81.5	197.0	0.65	<0.05	6.8	0.272	0.57
K287269		3070	51.9	49.3	0.007	0.22	5.92	6.1	6	81.2	192.0	0.54	<0.05	5.7	0.224	0.42
K287270		4180	39.8	71.9	0.016	1.04	8.76	7.5	12	27.3	210	0.60	0.08	6.3	0.243	0.65

***** See Appendix Page for comments regarding this certificate *****

ALS Canada Ltd.
2103 Dollarton Hwy
North Vancouver BC V7H 0A7
Phone: 604 984 0221 Fax: 604 984 0218 www.alsglobal.com

To: **SILVER RANGE RESOURCES LTD.**
C/O ARCHER, CATHRO & ASSOCIATES (1981) LIMITED
1016- 510 W HASTINGS ST
VANCOUVER BC V6B 1L8

Finalized Date: 1- SEP- 2012
Account: RANSIL

Project: KEG (Main - Group 1)

CERTIFICATE OF ANALYSIS WH12193340

Sample Description	Method	ME-MS61	ME-MS61	ME-MS61	ME-MS61	ME-MS61	ME-MS61
	Analyte	U	V	W	Y	Zn	Zr
	Units	ppm	ppm	ppm	ppm	ppm	ppm
	LOR	0.1	1	0.1	0.1	2	0.5
K287235		4.9	183	1.3	40.3	545	64.2
K287236		4.9	179	1.2	34.5	482	64.5
K287237		4.8	163	1.2	34.6	287	61.6
K287238		4.1	148	1.6	37.2	271	58.4
K287239		4.0	171	1.9	34.4	236	54.7
K287240		4.0	168	1.9	34.4	255	53.5
K287241		4.5	182	1.3	33.0	370	60.0
K287242		5.2	200	1.3	37.8	393	65.6
K287243		4.2	132	1.2	35.2	230	62.4
K287244		4.9	186	1.1	36.2	916	63.3
K287245		5.2	187	1.2	36.3	578	62.3
K287246		4.3	149	1.3	34.4	698	57.7
K287247		6.6	291	1.6	40.6	344	71.4
K287248		5.6	185	1.4	46.8	323	74.1
K287249		4.7	170	1.7	38.7	2370	60.6
K287250		0.6	3	0.1	1.2	20	0.5
K287251		4.7	313	2.4	38.7	218	79.4
K287252		2.6	159	1.1	29.9	1140	58.2
K287253		3.3	186	0.9	33.6	417	56.0
K287254		4.2	191	5.1	33.2	3410	63.0
K287255		0.4	1	0.1	0.9	22	<0.5
K287256		3.2	198	1.8	32.1	668	73.7
K287257		3.3	144	1.9	34.2	81	59.4
K287258		2.3	113	1.4	28.2	56	61.8
K287259		3.5	134	1.3	32.8	2940	56.1
K287260		3.8	146	1.3	34.4	4720	55.4
K287261		5.0	154	1.1	32.3	1780	63.6
K287262		3.2	121	3.1	24.8	8600	50.5
K287263		4.2	160	1.1	36.0	416	61.7
K287264		3.9	137	0.9	39.0	84	63.8
K287265		3.9	121	1.3	33.8	198	63.3
K287266		5.7	205	1.4	37.1	549	65.9
K287267		3.7	137	3.1	27.9	3120	56.5
K287268		3.3	103	1.4	33.6	261	52.8
K287269		2.9	88	1.0	30.2	363	47.2
K287270		4.5	176	1.3	33.0	1470	61.0

***** See Appendix Page for comments regarding this certificate *****

ALS Canada Ltd.
2103 Dollarton Hwy
North Vancouver BC V7H 0A7
Phone: 604 984 0221 Fax: 604 984 0218 www.alsglobal.com

To: **SILVER RANGE RESOURCES LTD.**
C/O ARCHER, CATHRO & ASSOCIATES (1981) LIMITED
1016- 510 W HASTINGS ST
VANCOUVER BC V6B 1L8

Page: Appendix 1
Total # Appendix Pages: 1
Finalized Date: 1- SEP- 2012
Account: RANSIL

Project: KEG (Main - Group 1)

CERTIFICATE OF ANALYSIS WH12193340

Method	CERTIFICATE COMMENTS
ME- MS61	Interference: Ca> 10% on ICP- MS As, ICP- AES results shown.
ME- MS61	REE's may not be totally soluble in this method.

ALS Canada Ltd.

2103 Dollarton Hwy
North Vancouver BC V7H 0A7
Phone: 604 984 0221 Fax: 604 984 0218 www.alsglobal.com

To: **SILVER RANGE RESOURCES LTD.**
C/O ARCHER, CATHRO & ASSOCIATES (1981) LIMITED
1016-510 W HASTINGS ST
VANCOUVER BC V6B 1L8

Finalized Date: 6-SEP-2012
Account: RANSIL

CERTIFICATE WH12193341

Project: KEG (Main - Group 1)

P.O. No.: Batch 73

This report is for 36 Drill Core samples submitted to our lab in Whitehorse, YT, Canada on 17-AUG-2012.

The following have access to data associated with this certificate:

MATT DUMALA	JOAN MARIACHER	HEATHER SMITH

SAMPLE PREPARATION

ALS CODE	DESCRIPTION
WEI-21	Received Sample Weight
LOG-22	Sample login - Rcd w/o BarCode
CRU-31	Fine crushing - 70%<2mm
CRU-QC	Crushing QC Test
SPL-21	Split sample - riffle splitter
PUL-QC	Pulverizing QC Test
PUL-31	Pulverize split to 85%<75 um
LOG-22d	Sample login - Rcd w/o BarCode dup
SPL-21d	Split sample - duplicate
PUL-31d	Pulverize Split - duplicate
LOG-23	Pulp Login - Rcvd with Barcode

ANALYTICAL PROCEDURES

ALS CODE	DESCRIPTION	INSTRUMENT
Au-AA24	Au 50g FA AA finish	AAS
ME-OG62	Ore Grade Elements - Four Acid	ICP-AES
Sn-XRF05	Sn-Trace Level XRF Analysis	XRF
ME-MS61	48 element four acid ICP-MS	
Zn-OG62	Ore Grade Zn - Four Acid	VARIABLE

To: **SILVER RANGE RESOURCES LTD.**
ATTN: JOAN MARIACHER
C/O ARCHER, CATHRO & ASSOCIATES (1981) LIMITED
1016-510 W HASTINGS ST
VANCOUVER BC V6B 1L8

This is the Final Report and supersedes any preliminary report with this certificate number. Results apply to samples as submitted. All pages of this report have been checked and approved for release.

***** See Appendix Page for comments regarding this certificate *****

Signature: 

Colin Ramshaw, Vancouver Laboratory Manager

ALS Canada Ltd.
2103 Dollarton Hwy
North Vancouver BC V7H 0A7
Phone: 604 984 0221 Fax: 604 984 0218 www.alsglobal.com

To: **SILVER RANGE RESOURCES LTD.**
C/O ARCHER, CATHRO & ASSOCIATES (1981) LIMITED
1016-510 W HASTINGS ST
VANCOUVER BC V6B 1L8

Finalized Date: 6-SEP-2012
Account: RANSIL

Project: KEG (Main - Group 1)

CERTIFICATE OF ANALYSIS WH12193341

Sample Description	Method	WEI-21	Au-AA24	Sn-XRF05	ME-MS61	ME-MS61	ME-MS61	ME-MS61	ME-MS61	ME-MS61	ME-MS61	ME-MS61	ME-MS61	ME-MS61	ME-MS61	ME-MS61
	Analyte	Recvd Wt.	Au	Sn	Ag	Al	As	Ba	Be	Bi	Ca	Cd	Ce	Co	Cr	Cs
	Units	kg	ppm	ppm	ppm	%	ppm	ppm	ppm	ppm	%	ppm	ppm	ppm	ppm	ppm
	LOR	0.02	0.005	5	0.01	0.01	0.2	10	0.05	0.01	0.01	0.02	0.01	0.1	1	0.05
K287271		7.47	0.006	16	0.32	4.27	7.1	1160	1.31	4.79	6.27	5.20	44.3	7.0	61	7.64
K287272		7.41	0.019	5	0.29	4.78	7.2	840	1.47	3.05	3.06	1.54	48.2	9.3	72	8.12
K287273		8.62	0.012	8	0.29	4.73	8.0	960	1.64	3.03	3.31	1.53	52.8	10.8	72	9.95
K287274		1.85	<0.005	<5	0.01	0.13	<5	40	0.09	0.06	20.2	0.09	1.62	1.3	<1	0.73
K287275		3.89	0.016	5	0.41	4.16	11.0	830	1.61	3.70	3.59	2.71	49.7	12.2	64	12.60
K287276		3.66	0.012	10	0.26	5.15	13.6	880	1.85	2.44	2.83	0.47	51.7	13.5	94	10.25
K287277		7.66	0.014	7	0.23	4.76	7.9	650	1.81	4.78	3.73	0.43	57.1	11.4	69	11.05
K287278		7.03	0.006	11	0.35	5.04	7.9	1020	1.92	3.44	2.58	2.66	50.1	13.7	88	12.10
K287279		7.42	0.006	12	0.28	5.28	10.8	1140	1.92	2.01	2.78	0.79	57.2	12.1	78	11.50
K287280		0.26	0.005	170	13.30	4.05	128.5	1480	1.14	52.8	7.94	58.8	45.9	6.5	65	5.27
K287281		7.61	0.016	15	0.22	4.57	330	850	1.59	2.07	2.90	0.72	47.8	9.7	67	8.30
K287282		7.97	0.007	14	0.32	4.43	8.6	1700	1.47	6.04	5.90	3.37	48.9	8.1	68	4.46
K287283		7.76	<0.005	29	0.46	3.95	8.4	1290	1.43	11.20	7.34	20.1	42.9	6.9	88	6.70
K287284		7.59	0.011	27	0.48	4.15	12.4	1320	1.31	23.5	7.52	36.0	45.1	6.8	89	6.15
K287285		2.92	<0.005	<5	0.02	0.08	<5	30	0.08	0.08	20.9	0.10	1.58	1.3	<1	0.15
K287286		7.69	0.023	23	0.40	4.27	2.6	1080	1.40	37.0	7.91	36.6	48.7	6.8	66	4.83
K287287		7.22	<0.005	15	0.32	4.47	13.5	1390	1.39	6.24	6.43	9.17	49.1	6.5	66	6.39
K287288		7.81	0.008	30	0.40	4.44	3.0	1910	1.41	20.3	8.05	36.2	45.7	7.4	72	6.57
K287289		3.62	0.008	29	0.39	4.45	1.9	1070	1.40	16.95	8.16	37.0	45.1	7.2	64	7.72
K287290		7.95	0.007	26	0.42	4.51	4.2	1120	1.37	23.5	7.79	19.25	49.6	6.5	72	4.26
K287291		7.71	0.007	25	0.40	4.31	6.8	2190	1.26	16.45	9.34	15.80	52.5	6.2	66	7.31
K287292		7.49	0.006	24	0.52	4.59	5.3	640	1.33	20.6	7.58	22.2	50.0	6.9	71	6.23
K287293		7.23	0.006	19	0.43	4.11	5.5	650	1.26	15.35	8.04	15.65	46.0	6.3	91	6.26
K287294		7.07	0.008	27	0.42	3.80	3.2	250	1.28	14.80	7.49	9.67	35.3	7.3	83	3.08
K287295		6.59	0.012	17	0.55	4.14	8.8	320	1.38	16.85	5.28	1.11	40.2	10.2	60	4.88
K287296		0.26	0.016	270	22.3	3.71	1085	500	0.99	95.4	8.39	306	42.2	12.5	54	4.46
K287297		7.13	0.009	19	0.53	4.33	13.5	240	1.52	4.13	4.79	1.30	44.2	14.9	56	7.58
K287298		6.89	0.009	12	0.36	4.80	19.4	1530	1.81	7.54	3.08	0.39	51.0	15.7	78	10.60
K287299		7.02	0.005	10	0.40	4.87	18.3	530	1.88	8.09	3.35	1.38	50.3	18.9	77	10.50
K287300		<0.02	0.006	9	0.38	4.71	6.6	430	1.74	8.68	3.27	0.52	47.2	18.4	69	10.20
K287301		7.14	<0.005	8	0.31	4.75	3.4	670	1.89	8.19	3.03	0.49	50.5	16.2	64	11.05
K287302		6.83	0.006	13	0.38	4.38	4.4	530	1.85	8.99	3.24	1.34	45.2	13.5	65	8.93
K287303		6.71	0.005	11	0.28	4.73	3.7	1580	1.73	4.87	2.61	1.11	47.8	11.3	79	9.65
K287304		6.79	0.010	10	0.24	4.70	5.9	1010	1.79	9.10	2.74	0.16	53.2	9.6	63	9.78
K287305		7.57	0.006	6	0.19	5.03	17.1	1140	2.22	2.82	1.96	1.46	53.0	12.4	77	10.40
K287306		7.21	<0.005	12	0.35	4.65	6.7	820	2.08	8.42	3.41	0.57	50.3	14.0	68	7.18

***** See Appendix Page for comments regarding this certificate *****

ALS Canada Ltd.
2103 Dollarton Hwy
North Vancouver BC V7H 0A7
Phone: 604 984 0221 Fax: 604 984 0218 www.alsglobal.com

To: **SILVER RANGE RESOURCES LTD.**
C/O ARCHER, CATHRO & ASSOCIATES (1981) LIMITED
1016-510 W HASTINGS ST
VANCOUVER BC V6B 1L8

Finalized Date: 6-SEP-2012
Account: RANSIL

Project: KEG (Main - Group 1)

CERTIFICATE OF ANALYSIS WH12193341

Sample Description	Method	ME-MS61	ME-MS61	ME-MS61	ME-MS61	ME-MS61	ME-MS61	ME-MS61	ME-MS61	ME-MS61	ME-MS61	ME-MS61	ME-MS61	ME-MS61	ME-MS61	ME-MS61
	Analyte	Cu	Fe	Ga	Ge	Hf	In	K	La	Li	Mg	Mn	Mo	Na	Nb	Ni
	Units	ppm	%	ppm	ppm	ppm	ppm	%	ppm	ppm	%	ppm	ppm	%	ppm	ppm
	LOR	0.2	0.01	0.05	0.05	0.1	0.005	0.01	0.5	0.2	0.01	5	0.05	0.01	0.1	0.2
K287271		260	2.96	11.45	0.12	1.7	0.132	2.47	23.0	24.3	3.96	703	6.42	0.21	7.7	48.4
K287272		214	2.60	13.80	0.10	1.8	0.066	2.36	24.9	21.0	2.26	259	1.14	0.38	8.2	71.1
K287273		212	2.76	13.40	0.16	2.0	0.041	2.44	26.9	33.5	2.05	235	8.60	0.16	9.0	68.9
K287274		3.9	0.49	0.48	<0.05	<0.1	<0.005	0.07	0.8	2.1	12.20	206	0.24	0.01	0.3	2.6
K287275		295	2.92	13.90	0.15	1.9	0.100	1.87	26.5	36.6	2.17	236	10.45	0.05	9.0	76.8
K287276		217	2.89	15.90	0.17	2.2	0.044	2.40	26.8	31.0	2.26	305	1.84	0.50	11.0	110.5
K287277		149.0	2.46	14.85	0.17	2.1	0.047	2.29	28.9	26.8	2.55	268	1.13	0.61	10.6	79.6
K287278		271	3.40	14.90	0.19	2.1	0.053	2.48	26.6	44.4	1.87	219	41.7	0.36	10.1	82.5
K287279		187.0	2.95	15.50	0.18	2.2	0.047	2.84	29.2	48.1	1.91	239	12.15	0.42	11.2	60.0
K287280		751	3.30	11.90	0.17	1.6	2.41	1.81	24.4	34.4	2.16	1690	14.65	0.22	9.2	47.8
K287281		140.5	2.34	14.15	0.15	1.9	0.055	2.25	25.0	29.9	2.01	273	0.74	0.45	9.5	68.5
K287282		171.0	2.59	13.10	0.13	1.9	0.121	2.57	26.6	14.5	3.25	625	7.30	0.39	9.6	66.2
K287283		202	3.02	11.55	0.11	1.7	0.499	1.92	26.1	12.5	2.38	889	14.25	0.27	8.7	50.4
K287284		183.5	2.76	11.80	0.12	1.8	0.896	2.03	26.3	12.2	2.41	791	13.05	0.31	9.1	47.5
K287285		13.6	0.44	0.49	0.16	<0.1	0.006	0.04	0.8	1.1	12.50	184	0.17	0.01	0.4	3.1
K287286		186.0	2.79	12.05	0.13	1.9	0.978	2.52	28.3	13.4	2.97	868	9.24	0.26	10.0	49.2
K287287		137.5	2.09	12.15	0.11	2.0	0.233	2.59	26.6	11.8	2.32	563	11.40	0.33	10.5	46.9
K287288		233	2.98	12.55	0.12	1.9	0.942	2.09	25.1	14.9	2.78	931	13.25	0.32	10.7	44.8
K287289		239	3.07	13.00	0.13	1.9	0.962	1.91	24.6	14.2	2.91	1010	11.95	0.31	10.7	42.6
K287290		172.0	2.58	12.60	0.13	1.9	0.580	2.30	27.5	10.5	2.77	816	13.00	0.36	10.7	47.2
K287291		188.0	2.55	11.80	0.10	2.0	0.494	2.03	33.3	13.0	3.03	947	7.51	0.29	10.0	45.9
K287292		286	3.04	12.50	0.14	2.1	0.686	2.36	29.0	13.9	2.53	823	9.62	0.30	10.5	44.9
K287293		270	3.00	11.25	0.12	1.9	0.528	1.86	27.1	13.4	2.52	801	15.05	0.26	9.7	46.4
K287294		451	3.68	10.50	0.13	1.7	0.396	1.51	19.0	14.0	2.51	548	15.00	0.14	8.6	49.3
K287295		447	3.03	11.50	0.14	1.6	0.063	1.83	20.0	17.4	2.42	272	5.14	0.14	8.6	63.0
K287296		1865	5.77	12.25	0.29	1.3	22.9	1.37	22.7	25.2	2.08	2710	16.60	0.16	8.7	49.8
K287297		590	4.35	13.25	0.15	1.7	0.055	2.14	21.9	26.8	2.65	233	10.55	0.14	9.0	62.9
K287298		306	3.22	13.50	0.16	1.9	0.022	2.49	27.5	27.9	1.86	197	14.45	0.21	9.9	73.8
K287299		306	3.56	14.80	0.17	1.8	0.042	2.34	26.4	27.2	2.02	281	6.56	0.21	9.7	77.0
K287300		341	3.59	13.85	0.16	1.6	0.031	2.29	24.6	25.1	2.05	273	5.86	0.22	9.2	74.1
K287301		268	3.30	14.20	0.18	1.8	0.031	2.01	26.9	27.4	2.18	282	7.62	0.26	9.7	70.3
K287302		322	3.57	12.95	0.17	1.7	0.057	2.00	24.6	23.7	2.27	272	12.85	0.22	8.9	59.7
K287303		202	2.67	13.05	0.16	2.1	0.036	2.54	25.5	27.3	1.65	173	27.5	0.21	9.3	74.8
K287304		153.0	2.37	13.80	0.18	1.9	0.029	2.16	27.4	24.8	1.77	189	0.54	0.31	10.2	42.7
K287305		134.0	2.37	14.95	0.19	1.9	0.035	2.77	27.8	28.3	1.43	144	7.61	0.43	9.4	63.6
K287306		299	3.21	13.20	0.17	2.0	0.030	2.27	27.2	20.8	1.81	217	35.0	0.25	9.6	74.1

***** See Appendix Page for comments regarding this certificate *****

ALS Canada Ltd.
2103 Dollarton Hwy
North Vancouver BC V7H 0A7
Phone: 604 984 0221 Fax: 604 984 0218 www.alsglobal.com

To: **SILVER RANGE RESOURCES LTD.**
C/O ARCHER, CATHRO & ASSOCIATES (1981) LIMITED
1016-510 W HASTINGS ST
VANCOUVER BC V6B 1L8

Finalized Date: 6-SEP-2012
Account: RANSIL

Project: KEG (Main - Group 1)

CERTIFICATE OF ANALYSIS WH12193341

Sample Description	Method	ME-MS61	ME-MS61	ME-MS61	ME-MS61	ME-MS61	ME-MS61	ME-MS61	ME-MS61	ME-MS61	ME-MS61	ME-MS61	ME-MS61	ME-MS61	ME-MS61	ME-MS61
	Analyte	P	Pb	Rb	Re	S	Sb	Sc	Se	Sn	Sr	Ta	Te	Th	Ti	Tl
	Units	ppm	ppm	ppm	ppm	%	ppm	ppm	ppm	ppm	ppm	ppm	ppm	ppm	%	ppm
	LOR	10	0.5	0.1	0.002	0.01	0.05	0.1	1	0.2	0.2	0.05	0.05	0.2	0.005	0.02
K287271		1620	7.6	109.5	0.014	1.49	5.26	9.0	11	13.3	212	0.58	0.06	6.2	0.276	1.15
K287272		710	8.0	124.5	0.006	1.10	2.15	11.7	9	6.0	181.0	0.57	0.08	7.1	0.289	1.49
K287273		730	7.7	141.5	0.022	1.39	6.81	11.7	9	5.1	109.0	0.63	0.20	7.3	0.302	1.83
K287274		180	1.7	5.1	<0.002	0.01	0.07	0.5	<1	0.3	40.4	<0.05	<0.05	<0.2	0.008	0.02
K287275		760	6.7	110.5	0.017	1.57	10.15	10.7	13	4.8	113.0	0.62	0.16	7.0	0.270	1.34
K287276		630	8.5	143.5	0.019	1.09	1.63	13.1	12	6.0	166.5	0.76	0.13	8.4	0.327	1.69
K287277		1050	7.6	140.5	0.012	0.86	1.17	12.4	9	5.2	190.5	0.77	0.16	8.1	0.313	1.71
K287278		850	8.2	167.5	0.087	1.64	2.35	12.1	14	8.3	203	0.70	0.15	7.6	0.309	1.94
K287279		670	8.5	172.5	0.024	1.26	2.51	13.3	9	7.3	326	0.77	0.12	8.5	0.327	1.99
K287280		1100	1030	93.1	0.016	0.95	8.05	8.0	27	140.5	200	0.65	0.22	6.5	0.286	0.88
K287281		580	7.6	128.0	0.004	0.87	2.03	12.0	8	6.4	243	0.65	0.12	7.4	0.288	1.45
K287282		1410	9.0	115.0	0.015	1.03	2.55	10.2	12	11.4	268	0.67	0.11	7.3	0.292	1.09
K287283		4650	13.2	79.4	0.016	1.35	4.32	8.3	13	23.5	300	0.59	0.13	6.0	0.271	0.66
K287284		3510	11.1	84.2	0.014	1.15	3.23	8.7	14	25.0	334	0.65	0.14	6.8	0.286	0.67
K287285		230	1.3	1.8	<0.002	<0.01	<0.05	0.4	<1	0.2	44.5	<0.05	<0.05	<0.2	<0.005	<0.02
K287286		3180	7.5	104.5	0.011	1.16	4.37	8.8	14	18.7	311	0.70	0.33	6.9	0.301	0.81
K287287		1810	9.1	109.0	0.011	0.87	2.15	8.7	12	13.6	337	0.74	0.09	7.2	0.311	0.89
K287288		1710	8.4	89.4	0.012	1.22	2.78	8.6	16	23.7	326	0.76	0.21	7.1	0.329	0.70
K287289		1710	7.9	81.5	0.010	1.22	3.29	8.4	14	26.1	311	0.76	0.15	6.9	0.324	0.62
K287290		2480	11.3	93.9	0.013	1.02	1.88	8.9	13	19.6	331	0.75	0.22	7.6	0.324	0.74
K287291		3710	11.0	81.7	0.010	0.93	2.71	9.2	11	17.4	342	0.70	0.15	7.0	0.310	0.61
K287292		3280	11.2	94.6	0.011	1.33	2.63	9.3	14	18.8	322	0.73	0.27	7.4	0.313	0.72
K287293		3580	7.5	74.9	0.016	1.24	3.92	9.0	13	16.2	270	0.67	0.25	6.6	0.301	0.57
K287294		4190	4.6	63.2	0.018	1.85	10.10	8.2	15	15.5	226	0.59	0.32	5.5	0.262	0.51
K287295		1060	16.5	92.3	0.010	1.47	12.00	9.9	13	8.7	221	0.59	0.24	6.1	0.258	0.87
K287296		830	1515	69.4	0.018	2.65	8.35	6.8	57	227	155.0	0.60	0.47	5.5	0.265	0.61
K287297		830	10.2	130.5	0.016	2.34	9.98	10.9	17	12.8	251	0.60	0.10	6.1	0.272	1.33
K287298		1120	8.5	165.5	0.024	1.56	5.12	12.5	11	5.2	304	0.65	0.26	7.0	0.293	1.70
K287299		1450	10.4	150.0	0.014	1.73	6.35	12.9	11	8.3	291	0.67	0.23	6.8	0.297	1.63
K287300		1320	8.5	144.5	0.013	1.79	5.38	12.2	11	6.1	280	0.61	0.23	6.4	0.281	1.60
K287301		890	6.8	143.0	0.021	1.49	3.21	11.8	10	5.9	323	0.66	0.18	6.8	0.288	1.64
K287302		830	8.1	130.5	0.024	1.81	8.33	11.6	11	7.7	251	0.60	0.19	6.3	0.261	1.44
K287303		820	7.0	156.0	0.043	1.16	5.90	12.4	11	4.5	207	0.64	0.17	7.1	0.284	1.71
K287304		540	6.6	139.5	<0.002	0.95	3.72	12.9	7	4.6	284	0.69	0.30	7.8	0.311	1.54
K287305		750	6.4	172.5	0.018	0.97	3.48	12.4	9	3.8	236	0.65	0.12	7.4	0.289	1.89
K287306		920	8.7	132.0	0.056	1.56	5.45	12.5	10	7.1	305	0.65	0.20	7.1	0.289	1.28

***** See Appendix Page for comments regarding this certificate *****

ALS Canada Ltd.
2103 Dollarton Hwy
North Vancouver BC V7H 0A7
Phone: 604 984 0221 Fax: 604 984 0218 www.alsglobal.com

To: **SILVER RANGE RESOURCES LTD.**
C/O ARCHER, CATHRO & ASSOCIATES (1981) LIMITED
1016-510 W HASTINGS ST
VANCOUVER BC V6B 1L8

Finalized Date: 6-SEP-2012
Account: RANSIL

Project: KEG (Main - Group 1)

CERTIFICATE OF ANALYSIS WH12193341

Sample Description	Method	ME-MS61	ME-MS61	ME-MS61	ME-MS61	ME-MS61	ME-MS61	Zn-OG62
	Analyte	U	V	W	Y	Zn	Zr	Zn
	Units	ppm	ppm	ppm	ppm	ppm	ppm	%
	LOR	0.1	1	0.1	0.1	2	0.5	0.001
K287271		2.9	148	1.8	27.9	317	49.4	
K287272		2.0	104	1.3	27.3	130	55.6	
K287273		2.7	198	1.4	30.2	121	65.1	
K287274		0.7	4	0.1	1.1	15	0.7	
K287275		2.8	164	1.2	31.4	199	69.9	
K287276		3.0	122	1.5	33.7	75	85.0	
K287277		3.1	106	1.4	35.8	59	79.9	
K287278		5.3	490	1.6	33.2	235	81.2	
K287279		3.0	213	1.9	30.8	77	82.2	
K287280		3.5	133	2.9	27.2	3090	56.0	
K287281		2.1	86	1.3	29.1	73	69.9	
K287282		3.3	158	4.6	33.5	218	71.8	
K287283		4.3	178	2.3	34.3	1250	62.3	
K287284		4.4	156	2.6	33.0	2200	64.1	
K287285		0.5	3	0.1	1.0	18	0.6	
K287286		3.8	132	3.2	34.9	2150	67.2	
K287287		3.5	144	2.2	32.0	572	69.0	
K287288		3.3	164	5.1	30.9	2190	68.0	
K287289		3.3	158	4.6	31.4	2300	66.4	
K287290		3.9	160	3.2	33.8	1140	71.6	
K287291		3.9	133	2.9	37.2	929	72.5	
K287292		4.1	137	1.8	36.4	1350	71.6	
K287293		4.5	176	4.4	34.5	919	67.6	
K287294		4.4	175	1.6	32.2	521	63.7	
K287295		2.6	125	1.3	29.3	87	60.0	
K287296		3.1	108	6.5	23.2	>10000	41.7	1.425
K287297		3.0	167	1.4	28.3	108	63.5	
K287298		4.9	314	1.4	30.7	58	76.6	
K287299		3.4	204	2.5	30.6	107	66.7	
K287300		3.0	189	3.7	29.5	67	62.7	
K287301		3.3	229	2.5	29.8	79	66.5	
K287302		4.1	204	2.1	28.6	120	66.9	
K287303		6.5	445	1.7	29.1	102	82.8	
K287304		2.0	95	1.3	29.6	37	70.3	
K287305		3.4	239	1.5	27.8	156	72.8	
K287306		6.5	282	2.1	31.1	61	78.9	

***** See Appendix Page for comments regarding this certificate *****

ALS Canada Ltd.
2103 Dollarton Hwy
North Vancouver BC V7H 0A7
Phone: 604 984 0221 Fax: 604 984 0218 www.alsglobal.com

To: **SILVER RANGE RESOURCES LTD.**
C/O ARCHER, CATHRO & ASSOCIATES (1981) LIMITED
1016- 510 W HASTINGS ST
VANCOUVER BC V6B 1L8

Page: Appendix 1
Total # Appendix Pages: 1
Finalized Date: 6- SEP- 2012
Account: RANSIL

Project: KEG (Main - Group 1)

CERTIFICATE OF ANALYSIS WH12193341

Method	CERTIFICATE COMMENTS
ME- MS61	Interference: Ca> 10% on ICP- MS As, ICP- AES results shown.
ME- MS61	REE's may not be totally soluble in this method.

ALS Canada Ltd.

2103 Dollarton Hwy
North Vancouver BC V7H 0A7
Phone: 604 984 0221 Fax: 604 984 0218 www.alsglobal.com

To: **SILVER RANGE RESOURCES LTD.**
C/O ARCHER, CATHRO & ASSOCIATES (1981) LIMITED
1016-510 W HASTINGS ST
VANCOUVER BC V6B 1L8

Finalized Date: 5-SEP-2012
Account: RANSIL

CERTIFICATE WH12193342

Project: KEG (Main - Group 1)

P.O. No.: Batch 74

This report is for 36 Drill Core samples submitted to our lab in Whitehorse, YT, Canada on 17-AUG-2012.

The following have access to data associated with this certificate:

MATT DUMALA	JOAN MARIACHER	HEATHER SMITH

SAMPLE PREPARATION

ALS CODE	DESCRIPTION
WEI-21	Received Sample Weight
LOG-22	Sample login - Rcd w/o BarCode
CRU-31	Fine crushing - 70%<2mm
CRU-QC	Crushing QC Test
SPL-21	Split sample - riffle splitter
PUL-QC	Pulverizing QC Test
PUL-31	Pulverize split to 85%<75 um
LOG-22d	Sample login - Rcd w/o BarCode dup
SPL-21d	Split sample - duplicate
PUL-31d	Pulverize Split - duplicate
LOG-23	Pulp Login - Rcvd with Barcode

ANALYTICAL PROCEDURES

ALS CODE	DESCRIPTION	INSTRUMENT
Au-AA24	Au 50g FA AA finish	AAS
ME-OG62	Ore Grade Elements - Four Acid	ICP-AES
Sn-XRF05	Sn-Trace Level XRF Analysis	XRF
ME-MS61	48 element four acid ICP-MS	
Zn-OG62	Ore Grade Zn - Four Acid	VARIABLE

To: **SILVER RANGE RESOURCES LTD.**
ATTN: JOAN MARIACHER
C/O ARCHER, CATHRO & ASSOCIATES (1981) LIMITED
1016-510 W HASTINGS ST
VANCOUVER BC V6B 1L8

This is the Final Report and supersedes any preliminary report with this certificate number. Results apply to samples as submitted. All pages of this report have been checked and approved for release.

***** See Appendix Page for comments regarding this certificate *****

Signature: 

Colin Ramshaw, Vancouver Laboratory Manager

ALS Canada Ltd.
2103 Dollarton Hwy
North Vancouver BC V7H 0A7
Phone: 604 984 0221 Fax: 604 984 0218 www.alsglobal.com

To: **SILVER RANGE RESOURCES LTD.**
C/O ARCHER, CATHRO & ASSOCIATES (1981) LIMITED
1016-510 W HASTINGS ST
VANCOUVER BC V6B 1L8

Finalized Date: 5-SEP-2012
Account: RANSIL

Project: KEG (Main - Group 1)

CERTIFICATE OF ANALYSIS WH12193342

Sample Description	Method	WEI-21	Au-AA24	Sn-XRF05	ME-MS61	ME-MS61	ME-MS61	ME-MS61	ME-MS61	ME-MS61	ME-MS61	ME-MS61	ME-MS61	ME-MS61	ME-MS61	ME-MS61
	Analyte	Recvd Wt.	Au	Sn	Ag	Al	As	Ba	Be	Bi	Ca	Cd	Ce	Co	Cr	Cs
	Units	kg	ppm	ppm	ppm	%	ppm	ppm	ppm	ppm	%	ppm	ppm	ppm	ppm	ppm
	LOR	0.02	0.005	5	0.01	0.01	0.2	10	0.05	0.01	0.01	0.02	0.01	0.1	1	0.05
K287307		8.03	0.007	10	0.37	4.63	11.5	1210	1.96	9.35	2.81	0.89	50.8	14.9	55	8.06
K287308		6.40	0.006	5	0.29	5.75	3.2	1760	2.14	9.85	3.00	0.35	57.7	13.1	66	14.25
K287309		6.47	0.010	9	0.34	5.30	4.1	850	1.91	17.40	3.32	0.52	53.8	14.7	50	10.15
K287310		5.85	<0.005	8	0.23	5.67	1.2	1710	1.60	10.40	2.43	0.26	51.3	13.5	60	13.45
K287311		6.40	0.012	10	0.37	5.76	11.6	1010	1.99	11.20	3.69	0.13	57.7	19.3	66	13.25
K287312		<0.02	0.009	11	0.35	5.86	2.7	1210	1.92	11.10	3.76	0.12	59.3	18.8	66	13.40
K287313		5.91	0.005	10	0.25	6.28	3.0	1610	2.14	7.16	3.66	0.21	58.0	13.8	69	14.75
K287314		6.12	<0.005	7	0.28	5.89	35.5	1660	2.06	4.89	3.49	0.59	61.4	14.6	81	15.10
K287315		6.33	0.007	8	0.30	6.09	23.3	1240	2.06	5.84	3.50	0.55	61.3	15.6	70	11.70
K287316		6.32	0.007	11	0.30	6.47	6.0	1390	2.05	9.45	3.26	0.10	63.5	18.3	71	14.65
K287317		0.26	<0.005	169	14.85	4.38	139.0	1620	1.13	45.9	8.80	64.2	47.0	7.0	70	5.87
K287318		6.12	<0.005	8	0.24	6.31	6.3	1370	1.78	3.56	4.32	0.10	62.0	14.9	72	13.15
K287319		6.25	<0.005	9	0.28	6.02	3.3	1250	1.81	10.90	3.57	0.29	61.1	15.2	66	13.90
K287320		7.05	<0.005	9	0.34	6.36	2.8	1230	2.06	3.21	3.24	0.23	65.7	15.2	75	13.70
K287321		7.47	<0.005	11	0.28	6.33	25.1	1250	1.95	4.01	3.02	0.34	60.1	16.4	77	14.10
K287322		6.99	<0.005	8	0.20	5.51	3.2	1290	1.77	3.23	2.03	0.26	59.8	13.6	69	10.45
K287323		7.20	<0.005	6	1.14	5.60	79.5	1260	1.73	6.22	1.75	12.55	55.9	22.9	68	9.94
K287324		3.57	<0.005	<5	0.01	0.07	<5	20	0.09	0.03	21.2	0.09	1.36	1.5	<1	0.35
K287325		7.36	<0.005	6	0.31	4.97	4.1	1090	1.72	4.41	2.69	0.85	54.1	17.1	56	10.75
K287326		7.78	0.022	13	0.51	5.84	5.0	1240	1.92	16.40	3.47	0.82	63.5	18.5	68	12.95
K287327		7.43	0.005	8	0.35	5.89	3.2	1010	1.90	10.45	3.16	0.73	57.2	19.1	63	12.25
K287328		7.88	0.010	9	0.50	5.96	4.4	950	1.95	11.00	3.91	1.79	60.3	20.3	61	9.84
K287329		3.49	0.005	11	0.44	6.02	3.2	1200	1.98	9.76	3.95	2.19	62.1	19.5	66	10.35
K287330		7.45	0.008	15	0.76	6.01	2.8	1040	1.95	9.37	4.35	1.81	61.7	18.5	63	10.10
K287331		7.54	0.017	15	0.87	5.80	64.3	1110	1.95	15.05	3.29	3.94	58.2	19.6	66	14.30
K287332		7.71	0.006	13	0.39	5.99	4.3	990	1.87	8.47	3.72	0.96	60.5	19.2	62	12.50
K287333		7.67	0.013	15	0.74	6.33	1.2	1010	1.86	14.35	4.88	2.77	59.0	23.7	69	9.67
K287334		0.26	0.019	268	23.0	4.05	1215	480	0.97	81.9	8.85	327	44.0	13.7	59	5.00
K287335		7.70	0.013	18	1.00	5.75	5.2	910	1.77	15.05	4.23	2.82	57.9	21.1	62	8.59
K287336		7.92	0.018	12	0.56	5.61	2.5	670	1.74	19.15	4.49	2.25	59.7	25.6	59	8.32
K287337		7.87	0.030	14	0.65	5.72	5.7	870	1.80	31.8	4.24	5.19	57.6	26.2	61	9.41
K287338		7.81	0.013	14	0.78	5.77	10.4	1000	1.80	17.40	4.08	2.19	55.0	21.7	63	10.90
K287339		7.37	0.007	9	0.40	5.45	2.7	820	1.71	12.05	2.84	0.97	54.4	19.0	62	12.75
K287340		2.14	<0.005	<5	0.01	0.09	<5	60	0.06	0.88	21.2	0.09	1.35	1.4	<1	0.34
K287341		7.72	0.018	13	0.50	5.83	10.2	960	1.74	18.05	3.21	1.31	58.1	20.5	64	11.75
K287342		7.80	0.016	10	0.46	5.71	1.8	1070	1.86	18.20	3.73	0.93	57.0	20.6	60	12.45

***** See Appendix Page for comments regarding this certificate *****

ALS Canada Ltd.
2103 Dollarton Hwy
North Vancouver BC V7H 0A7
Phone: 604 984 0221 Fax: 604 984 0218 www.alsglobal.com

To: **SILVER RANGE RESOURCES LTD.**
C/O ARCHER, CATHRO & ASSOCIATES (1981) LIMITED
1016-510 W HASTINGS ST
VANCOUVER BC V6B 1L8

Finalized Date: 5-SEP-2012
Account: RANSIL

Project: KEG (Main - Group 1)

CERTIFICATE OF ANALYSIS WH12193342

Sample Description	Method	ME-MS61	ME-MS61	ME-MS61	ME-MS61	ME-MS61	ME-MS61	ME-MS61	ME-MS61	ME-MS61	ME-MS61	ME-MS61	ME-MS61	ME-MS61	ME-MS61	ME-MS61
	Analyte	Cu	Fe	Ga	Ge	Hf	In	K	La	Li	Mg	Mn	Mo	Na	Nb	Ni
	Units	ppm	%	ppm	ppm	ppm	ppm	%	ppm	ppm	%	ppm	ppm	%	ppm	ppm
	LOR	0.2	0.01	0.05	0.05	0.1	0.005	0.01	0.5	0.2	0.01	5	0.05	0.01	0.1	0.2
K287307		358	3.29	11.50	0.17	2.0	0.031	2.37	26.7	23.2	1.74	251	25.7	0.18	10.4	63.8
K287308		339	3.31	14.30	0.20	2.3	0.014	2.92	30.4	33.6	1.98	178	16.45	0.21	12.1	49.9
K287309		461	3.70	13.35	0.18	2.1	0.032	2.66	28.2	23.7	2.07	277	20.0	0.21	11.1	42.5
K287310		319	3.01	13.70	0.17	1.9	0.013	3.58	27.2	26.6	1.47	93	39.8	0.26	11.4	48.4
K287311		565	4.51	15.55	0.22	2.0	0.029	2.56	31.7	29.2	2.57	329	4.14	0.23	12.1	44.5
K287312		558	4.47	15.55	0.25	2.0	0.030	2.60	32.4	29.5	2.62	337	4.04	0.23	12.3	44.2
K287313		382	3.53	16.40	0.24	2.1	0.024	2.95	31.1	28.3	2.32	311	2.57	0.20	12.6	37.1
K287314		350	3.37	15.25	0.22	2.0	0.027	2.81	34.0	34.0	2.02	192	4.07	0.19	12.2	46.1
K287315		413	3.79	16.05	0.23	2.0	0.037	2.88	33.0	39.2	2.37	320	39.2	0.26	13.0	45.2
K287316		534	4.07	17.35	0.23	2.1	0.019	2.90	34.4	37.2	2.46	255	1.78	0.24	13.4	40.6
K287317		838	3.76	12.20	0.22	1.4	2.68	2.00	25.4	40.5	2.41	1830	14.45	0.25	9.3	47.8
K287318		429	3.76	14.90	0.22	2.1	0.018	2.61	34.3	29.8	2.50	343	1.31	0.25	12.6	36.4
K287319		430	3.55	15.35	0.21	2.1	0.024	2.63	33.2	30.1	2.15	257	1.11	0.28	12.6	35.5
K287320		415	3.88	17.25	0.23	2.1	0.019	2.90	35.1	30.6	2.15	283	0.95	0.50	13.0	38.6
K287321		402	3.92	18.05	0.22	2.1	0.026	3.06	31.9	37.5	2.29	302	2.01	0.48	12.4	45.3
K287322		295	2.93	15.65	0.20	2.0	0.023	2.91	32.1	34.8	1.35	114	41.5	0.39	10.7	54.7
K287323		327	3.62	15.00	0.20	1.9	0.282	3.14	29.8	32.9	1.24	158	31.3	0.48	10.1	126.0
K287324		2.3	0.49	0.33	0.31	<0.1	<0.005	0.04	0.7	1.4	12.70	213	0.17	<0.01	0.4	2.6
K287325		383	3.46	15.05	0.22	1.9	0.021	2.27	28.9	38.4	1.52	208	21.3	0.40	10.5	51.4
K287326		505	3.88	16.75	0.25	2.1	0.022	2.86	33.4	34.8	2.04	291	29.3	0.37	11.9	54.5
K287327		426	3.94	16.65	0.22	2.1	0.024	2.95	30.0	31.8	2.02	383	26.1	0.38	12.0	55.0
K287328		567	4.32	17.30	0.23	2.1	0.062	2.64	31.3	26.3	2.40	732	35.9	0.39	12.4	56.3
K287329		543	4.17	17.80	0.23	2.1	0.067	2.69	32.3	26.8	2.40	712	33.1	0.40	12.5	53.9
K287330		658	4.15	17.20	0.23	2.1	0.059	2.60	32.4	29.8	2.51	734	21.4	0.35	12.4	48.1
K287331		527	3.96	16.30	0.22	2.1	0.068	2.81	31.4	52.0	1.93	335	26.4	0.28	11.6	55.8
K287332		581	4.33	16.90	0.22	2.1	0.036	2.49	31.2	37.9	2.42	506	27.3	0.28	12.1	49.3
K287333		874	5.47	17.20	0.23	2.1	0.167	2.36	30.8	28.6	3.18	920	29.5	0.31	12.1	48.5
K287334		2080	6.41	12.60	0.36	1.2	26.2	1.54	24.2	32.2	2.31	2840	15.95	0.18	8.7	49.5
K287335		761	4.72	17.30	0.21	2.0	0.113	2.18	30.3	25.1	2.78	928	19.50	0.33	11.9	47.0
K287336		823	5.49	16.90	0.24	2.0	0.095	2.00	31.3	24.9	3.03	942	20.9	0.31	11.5	51.0
K287337		839	5.21	17.00	0.23	2.0	0.207	2.33	30.4	26.0	2.77	857	14.40	0.34	11.7	49.7
K287338		817	4.51	16.30	0.22	1.9	0.111	2.31	28.7	33.5	2.74	747	19.90	0.25	11.4	46.9
K287339		544	3.94	15.65	0.21	1.9	0.029	2.62	28.3	37.2	2.06	343	26.8	0.27	11.1	51.4
K287340		4.2	0.46	0.40	0.31	<0.1	<0.005	0.05	0.7	1.3	12.70	201	0.35	<0.01	0.5	2.6
K287341		672	4.31	16.25	0.22	2.0	0.045	3.03	29.4	31.6	2.21	463	28.0	0.23	11.6	49.9
K287342		643	4.00	16.15	0.23	1.9	0.037	2.46	29.8	46.3	2.34	421	24.4	0.25	11.4	47.7

***** See Appendix Page for comments regarding this certificate *****

ALS Canada Ltd.
2103 Dollarton Hwy
North Vancouver BC V7H 0A7
Phone: 604 984 0221 Fax: 604 984 0218 www.alsglobal.com

To: **SILVER RANGE RESOURCES LTD.**
C/O ARCHER, CATHRO & ASSOCIATES (1981) LIMITED
1016-510 W HASTINGS ST
VANCOUVER BC V6B 1L8

Finalized Date: 5-SEP-2012
Account: RANSIL

Project: KEG (Main - Group 1)

CERTIFICATE OF ANALYSIS WH12193342

Sample Description	Method	ME-MS61	ME-MS61	ME-MS61	ME-MS61	ME-MS61	ME-MS61	ME-MS61	ME-MS61	ME-MS61	ME-MS61	ME-MS61	ME-MS61	ME-MS61	ME-MS61	ME-MS61
	Analyte	P	Pb	Rb	Re	S	Sb	Sc	Se	Sn	Sr	Ta	Te	Th	Ti	Tl
	Units	ppm	ppm	ppm	ppm	%	ppm	ppm	ppm	ppm	ppm	ppm	ppm	ppm	%	ppm
	LOR	10	0.5	0.1	0.002	0.01	0.05	0.1	1	0.2	0.2	0.05	0.05	0.2	0.005	0.02
K287307		1100	7.2	143.0	0.031	1.64	6.45	11.7	10	5.3	393	0.72	0.26	7.2	0.307	1.45
K287308		2020	4.9	197.0	0.020	1.41	7.54	12.7	9	4.3	475	0.85	0.22	8.5	0.376	2.13
K287309		1320	5.9	163.5	0.010	1.74	7.00	11.8	10	5.7	432	0.78	0.42	7.9	0.333	1.72
K287310		1220	7.4	220	0.021	1.24	8.00	12.0	8	3.1	316	0.76	0.19	8.6	0.348	2.33
K287311		1660	6.1	187.0	0.009	2.17	10.10	11.6	12	6.1	553	0.81	0.28	8.7	0.368	2.05
K287312		1700	5.0	187.0	0.009	2.10	9.76	11.8	13	6.2	544	0.81	0.32	8.7	0.375	2.09
K287313		1600	5.3	192.0	0.008	1.61	10.60	12.3	10	4.6	934	0.84	0.20	9.1	0.390	2.10
K287314		2180	7.7	194.5	0.018	1.46	11.60	11.8	10	4.8	767	0.84	0.11	9.0	0.374	2.14
K287315		1610	6.1	191.0	0.016	1.78	17.80	12.5	9	6.5	481	0.86	0.17	9.0	0.389	2.09
K287316		1860	4.9	228	0.006	1.85	2.97	13.0	11	6.3	666	0.92	0.31	9.6	0.410	2.48
K287317		1230	1155	98.8	0.017	1.07	8.97	8.1	28	159.0	221	0.62	0.26	6.8	0.310	0.94
K287318		2070	4.7	196.0	0.007	1.62	3.69	11.9	9	5.2	866	0.84	0.09	9.1	0.410	2.12
K287319		1720	5.3	197.0	0.005	1.57	4.47	12.1	9	5.7	630	0.84	0.14	9.2	0.383	2.22
K287320		1880	11.2	206	0.006	1.76	1.88	12.6	8	4.9	297	0.88	0.07	9.8	0.407	2.28
K287321		1530	7.1	210	0.008	1.83	2.70	12.8	9	5.8	289	0.84	0.11	9.4	0.383	2.44
K287322		2170	7.7	187.0	0.051	1.36	1.37	11.3	8	4.4	233	0.72	0.08	8.6	0.327	2.07
K287323		1380	163.0	177.0	0.039	2.17	1.79	10.7	10	4.3	205	0.67	0.13	8.4	0.332	2.06
K287324		180	1.4	2.5	<0.002	<0.01	0.05	0.3	1	<0.2	40.6	<0.05	<0.05	<0.2	<0.005	0.02
K287325		1680	7.3	157.0	0.030	1.69	2.12	10.1	9	4.8	225	0.70	0.11	8.4	0.308	1.79
K287326		2080	10.0	199.5	0.037	1.95	1.48	11.9	12	7.6	272	0.81	0.53	9.0	0.360	2.26
K287327		2000	7.4	191.0	0.031	1.97	2.67	12.3	11	5.0	204	0.79	0.21	8.7	0.353	2.17
K287328		1620	11.2	170.0	0.035	2.27	4.38	12.3	13	6.8	281	0.83	0.21	9.0	0.370	1.82
K287329		1890	9.9	178.0	0.035	2.09	4.48	12.4	13	7.0	275	0.84	0.22	9.1	0.370	1.87
K287330		1790	16.9	171.5	0.027	2.13	6.75	12.4	13	12.3	300	0.83	0.17	9.2	0.376	1.76
K287331		1860	22.0	207	0.032	1.94	619	12.0	13	7.9	230	0.80	0.24	8.7	0.349	2.21
K287332		1780	7.5	196.0	0.029	2.16	3.15	12.0	13	7.4	242	0.83	0.16	8.8	0.368	2.12
K287333		1800	12.3	164.0	0.026	2.74	3.15	11.5	16	11.4	259	0.80	0.28	8.7	0.391	1.60
K287334		920	1660	74.6	0.019	3.00	9.65	6.7	59	250	170.5	0.58	0.51	5.9	0.284	0.66
K287335		1510	19.9	149.0	0.026	2.50	2.08	11.5	14	14.3	205	0.81	0.30	8.4	0.354	1.55
K287336		1610	6.7	151.5	0.022	2.82	1.23	11.2	18	8.3	214	0.78	0.37	8.2	0.346	1.55
K287337		1480	7.9	163.5	0.017	2.81	2.23	11.8	18	9.0	221	0.79	0.64	8.6	0.354	1.79
K287338		1790	8.4	170.5	0.025	2.28	1.87	11.4	14	12.0	233	0.75	0.30	8.3	0.351	1.77
K287339		1510	6.5	197.5	0.032	1.93	1.72	11.3	12	6.0	177.0	0.75	0.21	8.0	0.333	2.24
K287340		180	1.4	3.6	<0.002	0.01	0.14	0.3	1	<0.2	49.0	<0.05	<0.05	<0.2	0.005	0.03
K287341		1760	8.3	203	0.034	2.11	1.15	11.5	13	8.7	217	0.80	0.30	8.0	0.351	2.14
K287342		1790	5.9	192.0	0.028	1.93	2.12	11.6	13	6.7	217	0.76	0.26	8.2	0.345	2.07

***** See Appendix Page for comments regarding this certificate *****

ALS Canada Ltd.
2103 Dollarton Hwy
North Vancouver BC V7H 0A7
Phone: 604 984 0221 Fax: 604 984 0218 www.alsglobal.com

To: **SILVER RANGE RESOURCES LTD.**
C/O ARCHER, CATHRO & ASSOCIATES (1981) LIMITED
1016-510 W HASTINGS ST
VANCOUVER BC V6B 1L8

Finalized Date: 5-SEP-2012
Account: RANSIL

Project: KEG (Main - Group 1)

CERTIFICATE OF ANALYSIS WH12193342

Sample Description	Method	ME-MS61	ME-MS61	ME-MS61	ME-MS61	ME-MS61	ME-MS61	Zn-OG62
	Analyte	U	V	W	Y	Zn	Zr	Zn
	Units	ppm	ppm	ppm	ppm	ppm	ppm	%
	LOR	0.1	1	0.1	0.1	2	0.5	0.001
K287307		6.9	221	1.7	30.4	86	80.2	
K287308		5.6	310	1.7	32.5	61	81.3	
K287309		4.9	182	1.8	29.0	62	72.6	
K287310		7.4	263	2.3	23.6	35	75.8	
K287311		3.4	194	1.5	30.7	43	70.2	
K287312		3.4	195	1.5	31.1	41	71.0	
K287313		3.4	207	1.5	28.4	44	74.9	
K287314		4.4	209	1.7	31.3	57	73.2	
K287315		5.1	254	2.1	31.4	64	74.2	
K287316		3.8	220	1.8	32.6	40	74.5	
K287317		3.5	145	2.8	27.0	3360	53.1	
K287318		3.6	194	1.6	31.2	43	75.0	
K287319		3.3	179	1.6	30.5	58	74.9	
K287320		3.6	200	1.9	31.8	42	79.0	
K287321		3.4	213	2.3	27.6	64	77.4	
K287322		10.0	348	2.7	31.1	36	74.2	
K287323		7.2	402	2.3	23.5	9230	74.9	
K287324		0.7	3	0.1	0.9	26	0.5	
K287325		7.7	297	2.4	28.2	78	76.2	
K287326		8.2	340	3.5	31.4	64	76.9	
K287327		7.9	342	2.7	29.0	66	78.2	
K287328		7.4	328	2.2	29.4	110	77.3	
K287329		7.8	327	3.0	31.0	122	80.4	
K287330		6.7	300	4.2	30.2	107	78.9	
K287331		7.7	339	2.7	26.9	178	74.4	
K287332		7.3	295	3.7	29.8	80	76.5	
K287333		6.5	293	6.5	29.7	161	77.9	
K287334		3.2	114	5.6	23.7	>10000	40.4	1.405
K287335		5.7	270	9.7	28.2	138	75.2	
K287336		6.3	247	6.6	29.8	135	71.4	
K287337		5.4	244	4.5	28.6	250	73.7	
K287338		6.3	275	4.8	27.8	124	71.1	
K287339		6.8	305	2.5	25.4	70	69.1	
K287340		0.6	6	0.2	1.0	18	0.8	
K287341		7.6	312	3.0	28.5	83	74.1	
K287342		7.2	300	2.7	28.2	67	71.4	

***** See Appendix Page for comments regarding this certificate *****

ALS Canada Ltd.
2103 Dollarton Hwy
North Vancouver BC V7H 0A7
Phone: 604 984 0221 Fax: 604 984 0218 www.alsglobal.com

To: **SILVER RANGE RESOURCES LTD.**
C/O ARCHER, CATHRO & ASSOCIATES (1981) LIMITED
1016- 510 W HASTINGS ST
VANCOUVER BC V6B 1L8

Finalized Date: 5- SEP- 2012
Account: RANSIL

Project: KEG (Main - Group 1)

CERTIFICATE OF ANALYSIS WH12193342

Method	CERTIFICATE COMMENTS
ME- MS61	Interference: Ca> 10% on ICP- MS As, ICP- AES results shown.
ME- MS61	REE's may not be totally soluble in this method.

ALS Canada Ltd.

2103 Dollarton Hwy
North Vancouver BC V7H 0A7
Phone: 604 984 0221 Fax: 604 984 0218 www.alsglobal.com

To: **SILVER RANGE RESOURCES LTD.**
C/O ARCHER, CATHRO & ASSOCIATES (1981) LIMITED
1016-510 W HASTINGS ST
VANCOUVER BC V6B 1L8

Finalized Date: 3-SEP-2012
Account: RANSIL

CERTIFICATE WH12193343

Project: KEG (Main - Group 1)

P.O. No.: Batch 77

This report is for 36 Drill Core samples submitted to our lab in Whitehorse, YT, Canada on 17-AUG-2012.

The following have access to data associated with this certificate:

MATT DUMALA	JOAN MARIACHER	HEATHER SMITH

SAMPLE PREPARATION

ALS CODE	DESCRIPTION
WEI-21	Received Sample Weight
LOG-22	Sample login - Rcd w/o BarCode
CRU-31	Fine crushing - 70%<2mm
CRU-QC	Crushing QC Test
SPL-21	Split sample - riffle splitter
PUL-QC	Pulverizing QC Test
PUL-31	Pulverize split to 85%<75 um
LOG-22d	Sample login - Rcd w/o BarCode dup
SPL-21d	Split sample - duplicate
PUL-31d	Pulverize Split - duplicate
LOG-23	Pulp Login - Rcvd with Barcode

ANALYTICAL PROCEDURES

ALS CODE	DESCRIPTION	INSTRUMENT
Au-AA24	Au 50g FA AA finish	AAS
ME-OG62	Ore Grade Elements - Four Acid	ICP-AES
Sn-XRF05	Sn-Trace Level XRF Analysis	XRF
ME-MS61	48 element four acid ICP-MS	
Zn-OG62	Ore Grade Zn - Four Acid	VARIABLE

To: **SILVER RANGE RESOURCES LTD.**
ATTN: JOAN MARIACHER
C/O ARCHER, CATHRO & ASSOCIATES (1981) LIMITED
1016-510 W HASTINGS ST
VANCOUVER BC V6B 1L8

This is the Final Report and supersedes any preliminary report with this certificate number. Results apply to samples as submitted. All pages of this report have been checked and approved for release.

***** See Appendix Page for comments regarding this certificate *****

Signature: 

Colin Ramshaw, Vancouver Laboratory Manager

ALS Canada Ltd.
2103 Dollarton Hwy
North Vancouver BC V7H 0A7
Phone: 604 984 0221 Fax: 604 984 0218 www.alsglobal.com

To: **SILVER RANGE RESOURCES LTD.**
C/O ARCHER, CATHRO & ASSOCIATES (1981) LIMITED
1016-510 W HASTINGS ST
VANCOUVER BC V6B 1L8

Finalized Date: 3-SEP-2012
Account: RANSIL

Project: KEG (Main - Group 1)

CERTIFICATE OF ANALYSIS WH12193343

Sample Description	Method	WEI-21	Au-AA24	Sn-XRF05	ME-MS61	ME-MS61	ME-MS61	ME-MS61	ME-MS61	ME-MS61	ME-MS61	ME-MS61	ME-MS61	ME-MS61	ME-MS61	ME-MS61
	Analyte	Recvd Wt.	Au	Sn	Ag	Al	As	Ba	Be	Bi	Ca	Cd	Ce	Co	Cr	Cs
	Units	kg	ppm	ppm	ppm	%	ppm	ppm	ppm	ppm	%	ppm	ppm	ppm	ppm	ppm
	LOR	0.02	0.005	5	0.01	0.01	0.2	10	0.05	0.01	0.01	0.02	0.01	0.1	1	0.05
K287379		7.95	<0.005	11	0.57	4.95	10.5	880	1.47	11.15	2.86	2.01	51.6	16.2	60	7.17
K287380		7.35	<0.005	9	0.36	4.77	186.0	860	1.61	7.37	1.99	0.35	51.3	15.2	57	8.65
K287381		7.35	<0.005	13	0.38	5.65	426	1730	1.73	4.07	2.23	0.96	52.2	13.3	70	12.40
K287382		7.44	0.005	13	0.59	5.80	346	890	1.70	5.56	3.76	1.19	56.0	12.4	67	10.80
K287383		0.26	0.015	275	22.0	3.72	1030	350	0.94	86.2	8.30	291	38.9	12.7	53	4.48
K287384		8.00	0.010	11	0.34	5.18	19.6	770	1.62	4.89	2.26	1.38	52.4	11.6	79	11.15
K287385		7.90	0.014	7	0.32	4.82	13.1	640	1.44	5.93	3.26	0.99	48.2	10.4	96	8.02
K287386		7.98	0.008	24	0.98	3.96	4.6	1010	1.25	16.35	5.60	5.09	44.4	7.4	86	3.97
K287387		8.30	0.007	48	3.01	4.71	202	880	1.45	12.20	4.69	9.39	45.6	8.1	74	5.59
K287388		2.20	<0.005	<5	0.01	0.05	<5	20	0.05	0.06	20.4	0.06	1.16	1.4	<1	0.14
K287389		8.04	0.005	49	1.55	5.18	45.7	1220	1.63	8.88	4.71	11.25	50.9	8.6	87	4.36
K287390		7.77	<0.005	46	1.36	5.38	32.4	1660	1.77	10.50	6.21	13.15	56.9	7.9	102	5.81
K287391		7.43	0.008	59	5.55	4.66	85.0	1650	1.72	19.40	7.59	56.8	50.8	7.3	74	8.05
K287392		5.25	<0.005	98	8.95	4.86	59.7	620	2.20	27.4	7.22	42.9	53.2	7.0	81	3.86
K287393		4.28	<0.005	388	10.10	4.66	71.9	1140	2.49	31.1	8.04	56.4	49.8	6.4	72	4.37
K287394		6.59	0.005	127	4.94	4.52	66.8	1780	2.17	22.9	8.33	21.5	46.0	7.0	63	7.31
K287395		4.77	<0.005	70	2.52	4.61	92.7	1880	1.74	10.95	6.58	61.6	58.3	7.0	73	5.68
K287396		3.32	<0.005	<5	0.04	0.09	<5	50	0.06	0.15	20.9	0.20	1.60	1.4	<1	0.38
K287397		5.40	<0.005	83	1.14	4.84	13.1	1130	1.62	4.24	6.91	1.94	45.9	6.7	73	6.25
K287398		5.69	<0.005	262	6.43	4.36	7.7	1970	1.47	16.80	9.34	15.85	40.1	6.3	65	6.32
K287399		8.03	<0.005	57	0.55	4.54	26	890	1.47	2.78	15.10	10.35	47.6	7.5	57	1.30
K287400		3.25	<0.005	58	0.76	4.53	20	630	1.27	3.18	15.05	17.15	45.6	7.4	56	1.10
K287401		8.68	<0.005	66	0.75	4.57	17	1430	1.35	4.99	12.45	34.3	47.4	7.7	54	4.26
K287402		8.18	0.007	61	0.53	4.82	43.5	1740	1.41	11.20	8.60	18.95	45.2	6.3	85	9.52
K287403		7.24	<0.005	65	0.59	4.60	112.5	2620	1.46	6.58	7.59	10.05	45.8	6.5	83	7.36
K287404		0.27	0.009	178	35.9	3.99	375	420	1.09	131.0	7.41	174.5	39.1	8.1	66	5.61
K287405		7.99	0.167	89	7.21	4.47	78.0	950	1.22	225	9.49	86.0	41.8	8.1	78	3.20
K287406		8.49	0.013	96	1.68	4.36	92.3	1000	1.35	27.1	8.63	22.9	41.5	5.9	62	1.97
K287407		8.50	0.009	75	10.35	4.26	2450	680	1.22	56.9	5.96	186.5	39.3	13.7	73	3.72
K287408		8.07	<0.005	30	0.42	4.39	74.2	790	1.20	7.03	8.25	1.11	46.0	6.9	54	3.32
K287409		<0.02	<0.005	30	0.40	4.29	142.5	780	1.16	5.35	8.11	1.44	44.1	8.1	54	3.14
K287410		8.69	0.007	20	0.51	4.26	46.7	860	1.36	20.5	6.29	0.62	42.5	6.0	65	3.85
K287411		8.38	0.008	17	0.49	4.28	54.6	860	1.34	17.85	6.38	0.61	43.2	6.2	65	3.86
K287412		7.73	<0.005	17	0.22	4.26	46.7	600	1.22	5.90	7.11	0.29	49.0	5.8	55	4.46
K287413		8.34	<0.005	15	0.33	4.41	13.7	650	1.29	6.82	6.74	0.73	44.9	6.7	71	5.61
K287414		7.85	0.006	11	0.24	4.78	26.0	610	1.40	1.29	5.70	1.27	48.3	7.9	74	5.59

***** See Appendix Page for comments regarding this certificate *****

ALS Canada Ltd.
2103 Dollarton Hwy
North Vancouver BC V7H 0A7
Phone: 604 984 0221 Fax: 604 984 0218 www.alsglobal.com

To: **SILVER RANGE RESOURCES LTD.**
C/O ARCHER, CATHRO & ASSOCIATES (1981) LIMITED
1016-510 W HASTINGS ST
VANCOUVER BC V6B 1L8

Finalized Date: 3-SEP-2012
Account: RANSIL

Project: KEG (Main - Group 1)

CERTIFICATE OF ANALYSIS WH12193343

Sample Description	Method	ME-MS61	ME-MS61	ME-MS61	ME-MS61	ME-MS61	ME-MS61	ME-MS61	ME-MS61	ME-MS61	ME-MS61	ME-MS61	ME-MS61	ME-MS61	ME-MS61	ME-MS61
	Analyte	Cu	Fe	Ga	Ge	Hf	In	K	La	Li	Mg	Mn	Mo	Na	Nb	Ni
	Units	ppm	%	ppm	ppm	ppm	ppm	%	ppm	ppm	%	ppm	ppm	%	ppm	ppm
	LOR	0.2	0.01	0.05	0.05	0.1	0.005	0.01	0.5	0.2	0.01	5	0.05	0.01	0.1	0.2
K287379		540	3.53	13.60	0.21	1.7	0.053	2.01	27.4	33.8	1.82	389	31.2	0.36	10.2	56.3
K287380		421	3.42	13.40	0.23	1.8	0.031	2.14	27.8	42.3	1.29	144	21.6	0.56	9.0	50.1
K287381		329	2.93	15.10	0.24	1.8	0.029	3.05	28.0	63.7	1.64	227	15.25	0.36	10.3	42.9
K287382		456	3.43	15.25	0.25	1.9	0.039	2.32	31.1	52.2	2.39	359	13.20	0.45	11.4	39.8
K287383		1840	5.68	12.15	0.35	1.1	21.8	1.40	21.4	26.1	2.05	2640	16.05	0.16	8.5	44.1
K287384		287	2.95	15.00	0.21	1.8	0.051	2.45	27.9	52.0	1.74	195	14.00	0.50	9.9	53.0
K287385		239	2.79	14.35	0.22	1.7	0.071	2.21	26.0	30.7	2.31	264	5.77	0.54	9.8	73.2
K287386		341	3.17	12.30	0.18	1.5	0.157	1.53	26.1	16.3	3.19	483	7.00	0.37	8.4	41.8
K287387		268	2.89	13.55	0.18	1.7	0.202	2.13	25.9	23.4	2.68	424	5.01	0.49	9.1	47.0
K287388		2.2	0.49	0.52	0.37	<0.1	<0.005	0.02	0.6	0.8	12.85	217	0.12	0.01	0.3	1.9
K287389		282	2.92	14.75	0.19	1.9	0.273	2.26	28.2	17.4	2.04	410	75.4	0.53	11.2	77.1
K287390		223	2.96	15.05	0.17	2.0	0.462	2.69	32.6	21.1	2.21	616	39.1	0.51	11.2	73.9
K287391		254	3.22	14.75	0.16	1.7	2.66	1.95	28.8	23.0	2.88	1220	9.49	0.37	9.7	58.3
K287392		209	3.48	14.90	0.17	1.7	1.330	1.79	29.2	24.5	2.49	1580	13.10	0.44	10.3	49.5
K287393		210	3.62	14.00	0.16	1.5	2.69	1.61	28.1	25.0	2.39	2180	9.21	0.37	10.2	36.8
K287394		179.0	4.07	14.85	0.16	1.5	1.680	1.59	26.5	22.3	2.58	2440	5.83	0.26	9.7	40.5
K287395		191.5	4.50	14.80	0.16	1.5	4.93	1.66	34.0	22.7	2.00	2420	8.96	0.14	10.1	47.2
K287396		3.4	0.51	0.65	0.35	<0.1	0.016	0.04	0.8	1.3	13.05	228	0.15	0.01	0.4	2.2
K287397		95.9	2.42	14.80	0.14	1.8	0.276	2.25	25.4	21.7	2.43	1630	7.75	0.40	9.7	45.3
K287398		205	3.12	13.45	0.13	1.4	1.135	2.07	23.2	17.7	2.73	3260	5.94	0.28	8.9	37.6
K287399		58.2	2.19	13.80	0.08	1.6	0.925	0.91	27.8	16.7	2.29	1410	28.7	0.06	10.3	63.0
K287400		71.2	2.11	13.55	0.08	1.6	1.445	0.74	26.4	16.3	2.24	1390	30.2	0.06	10.3	60.5
K287401		127.0	3.71	14.25	0.11	1.3	3.07	1.74	28.7	26.0	2.63	3040	20.2	0.22	9.7	52.1
K287402		232	3.13	15.40	0.13	1.5	1.435	1.44	26.2	21.3	2.13	2650	22.5	0.31	10.1	56.4
K287403		137.0	3.35	14.35	0.13	1.5	0.772	1.83	26.0	21.5	1.89	2390	14.80	0.22	9.9	57.7
K287404		1110	5.32	12.35	0.34	1.3	8.74	1.71	22.1	34.0	2.24	1900	12.90	0.20	8.8	46.1
K287405		1715	5.42	14.65	0.15	1.3	8.14	1.59	24.2	28.6	1.99	3220	23.3	0.23	9.9	48.6
K287406		1110	4.33	14.40	0.12	1.3	2.35	1.08	23.0	22.7	2.23	2390	11.35	0.23	9.2	38.9
K287407		580	4.24	12.30	0.25	1.4	11.00	3.82	20.5	15.4	2.16	722	6.74	0.17	8.7	45.5
K287408		207	3.24	13.55	0.13	1.4	0.203	1.71	25.9	19.8	2.63	1550	4.02	0.30	9.3	45.6
K287409		204	3.18	13.55	0.12	1.4	0.223	1.69	24.3	18.3	2.59	1520	3.86	0.30	9.1	44.8
K287410		142.0	2.59	12.45	0.13	1.4	0.142	2.06	23.2	24.3	2.33	1040	2.55	0.35	8.0	38.9
K287411		131.0	2.58	12.85	0.11	1.4	0.137	2.11	23.6	23.7	2.35	1020	2.54	0.35	8.3	39.9
K287412		122.0	2.68	13.05	0.10	1.5	0.113	1.57	28.1	21.5	2.49	1120	2.78	0.28	9.1	41.2
K287413		129.0	2.76	13.05	0.13	1.5	0.128	2.10	25.6	28.6	2.45	1060	2.66	0.37	8.7	42.2
K287414		97.0	2.55	14.10	0.15	1.7	0.113	2.33	26.5	34.6	2.48	591	1.85	0.48	9.5	52.0

***** See Appendix Page for comments regarding this certificate *****

ALS Canada Ltd.
2103 Dollarton Hwy
North Vancouver BC V7H 0A7
Phone: 604 984 0221 Fax: 604 984 0218 www.alsglobal.com

To: **SILVER RANGE RESOURCES LTD.**
C/O ARCHER, CATHRO & ASSOCIATES (1981) LIMITED
1016-510 W HASTINGS ST
VANCOUVER BC V6B 1L8

Finalized Date: 3-SEP-2012
Account: RANSIL

Project: KEG (Main - Group 1)

CERTIFICATE OF ANALYSIS WH12193343

Sample Description	Method	ME-MS61	ME-MS61	ME-MS61	ME-MS61	ME-MS61	ME-MS61	ME-MS61	ME-MS61	ME-MS61	ME-MS61	ME-MS61	ME-MS61	ME-MS61	ME-MS61	ME-MS61
	Analyte	P	Pb	Rb	Re	S	Sb	Sc	Se	Sn	Sr	Ta	Te	Th	Ti	Tl
	Units	ppm	ppm	ppm	ppm	%	ppm	ppm	ppm	ppm	ppm	ppm	ppm	ppm	%	ppm
	LOR	10	0.5	0.1	0.002	0.01	0.05	0.1	1	0.2	0.2	0.05	0.05	0.2	0.005	0.02
K287379		1280	7.7	138.0	0.030	1.73	1.36	9.6	10	8.6	169.0	0.66	0.09	8.2	0.304	1.50
K287380		1360	6.8	145.0	0.022	1.59	1.19	9.6	9	4.0	148.5	0.60	0.09	8.1	0.274	1.77
K287381		1150	10.0	205	0.019	1.22	1.78	11.1	9	11.3	152.5	0.69	0.05	9.1	0.323	2.32
K287382		2010	15.7	165.0	0.012	1.50	2.57	11.2	9	9.2	226	0.76	0.09	9.1	0.353	1.83
K287383		800	1465	69.4	0.019	2.57	7.70	6.7	56	220	159.0	0.53	0.44	6.1	0.263	0.65
K287384		890	7.9	173.0	0.016	1.23	1.26	11.9	9	6.6	158.5	0.63	0.11	8.3	0.310	2.09
K287385		820	8.8	129.0	0.013	1.19	1.41	11.3	12	6.8	175.5	0.65	0.10	8.1	0.308	1.37
K287386		2590	50.5	81.0	0.012	1.46	2.00	8.8	14	19.7	187.0	0.56	0.09	6.7	0.255	0.77
K287387		2210	240	120.5	0.009	1.33	2.49	9.7	15	33.0	194.5	0.63	0.07	8.0	0.286	1.17
K287388		180	1.4	1.2	<0.002	0.01	<0.05	0.4	1	<0.2	38.6	<0.05	<0.05	<0.2	<0.005	<0.02
K287389		1350	114.0	105.0	0.059	1.47	1.95	10.8	16	25.1	210	0.75	0.07	8.4	0.344	0.99
K287390		2620	89.4	130.0	0.029	1.38	4.78	11.6	16	30.3	212	0.74	0.06	8.7	0.343	1.11
K287391		1890	335	100.0	0.011	1.19	2.14	10.6	15	40.0	184.0	0.63	0.06	7.5	0.312	0.89
K287392		1770	704	96.7	0.015	1.16	2.24	10.2	14	74.1	180.5	0.69	0.05	8.0	0.327	0.89
K287393		1790	1050	78.7	0.010	1.06	2.46	9.0	13	158.0	201	0.69	0.05	7.8	0.319	0.71
K287394		2060	496	74.5	0.009	0.74	3.93	9.8	11	98.7	163.5	0.65	0.05	7.6	0.312	0.63
K287395		2340	242	75.8	0.014	0.96	6.33	10.3	10	64.5	137.0	0.65	<0.05	7.8	0.320	0.58
K287396		190	4.8	2.5	<0.002	0.01	0.65	0.4	2	0.6	42.1	<0.05	<0.05	<0.2	0.005	0.02
K287397		1470	117.0	107.0	0.011	0.56	1.87	12.2	14	74.4	181.5	0.64	<0.05	7.9	0.305	0.83
K287398		1710	858	93.5	0.008	0.59	2.77	10.9	12	241	179.0	0.55	<0.05	7.2	0.274	0.68
K287399		1960	42.5	44.8	0.030	0.09	6.68	10.5	5	55.9	93.7	0.66	<0.05	7.5	0.311	0.30
K287400		1950	58.2	35.4	0.030	0.09	5.30	10.5	6	52.3	81.4	0.66	<0.05	7.5	0.313	0.26
K287401		2110	49.0	80.8	0.019	0.41	4.82	9.8	6	58.7	215	0.60	<0.05	7.3	0.296	0.54
K287402		1690	8.7	69.0	0.025	0.49	2.98	10.5	10	56.3	193.0	0.66	<0.05	7.6	0.324	0.53
K287403		1730	30.6	87.7	0.020	0.50	4.41	9.9	10	54.8	163.5	0.64	<0.05	7.3	0.315	0.69
K287404		1160	2770	89.4	0.013	2.52	11.45	8.1	61	139.0	191.0	0.55	0.40	6.0	0.266	0.93
K287405		1520	104.5	75.3	0.023	1.64	4.68	8.5	14	79.1	169.0	0.64	0.48	7.2	0.311	0.57
K287406		1330	21.8	53.4	0.016	1.21	2.05	8.9	9	80.1	184.5	0.59	0.06	6.7	0.293	0.41
K287407		1270	653	174.0	0.012	2.30	1.49	8.7	40	55.2	134.5	0.57	0.13	6.1	0.281	1.30
K287408		720	10.7	80.7	0.012	0.71	1.20	9.3	11	27.0	198.5	0.60	<0.05	6.6	0.295	0.58
K287409		710	10.8	78.9	0.013	0.71	1.26	9.3	11	26.4	195.0	0.59	<0.05	6.6	0.290	0.58
K287410		600	23.0	99.8	0.009	0.62	2.06	9.5	11	16.9	184.5	0.54	0.06	6.4	0.266	0.80
K287411		590	20.8	102.0	0.009	0.61	2.02	9.8	12	17.2	187.0	0.55	0.06	6.5	0.273	0.79
K287412		660	7.0	81.7	0.011	0.52	1.10	9.6	10	18.5	172.5	0.61	<0.05	6.8	0.277	0.62
K287413		630	11.1	102.0	0.010	0.63	1.43	10.5	12	14.4	176.5	0.56	0.06	6.6	0.280	0.81
K287414		620	6.2	124.0	0.008	0.68	1.19	11.7	13	7.4	185.5	0.62	0.06	7.6	0.301	1.05

***** See Appendix Page for comments regarding this certificate *****

ALS Canada Ltd.
2103 Dollarton Hwy
North Vancouver BC V7H 0A7
Phone: 604 984 0221 Fax: 604 984 0218 www.alsglobal.com

To: **SILVER RANGE RESOURCES LTD.**
C/O ARCHER, CATHRO & ASSOCIATES (1981) LIMITED
1016- 510 W HASTINGS ST
VANCOUVER BC V6B 1L8

Finalized Date: 3- SEP- 2012
Account: RANSIL

Project: KEG (Main - Group 1)

CERTIFICATE OF ANALYSIS WH12193343

Sample Description	Method	ME-MS61	ME-MS61	ME-MS61	ME-MS61	ME-MS61	ME-MS61	Zn-OG62
	Analyte	U	V	W	Y	Zn	Zr	Zn
	Units	ppm	ppm	ppm	ppm	ppm	ppm	%
	LOR	0.1	1	0.1	0.1	2	0.5	0.001
K287379		7.1	276	4.9	24.9	166	66.5	
K287380		6.2	245	2.2	21.4	42	68.6	
K287381		4.3	241	3.6	22.1	93	65.8	
K287382		4.5	254	5.6	29.9	102	68.0	
K287383		3.1	108	5.5	22.1	>10000	36.7	1.435
K287384		4.0	196	3.2	26.9	145	67.4	
K287385		2.8	153	4.9	29.3	104	65.6	
K287386		3.2	118	10.5	29.4	243	54.5	
K287387		3.4	113	9.3	31.8	370	59.5	
K287388		0.5	2	0.1	0.7	14	<0.5	
K287389		6.2	495	5.6	32.5	544	69.6	
K287390		6.0	390	7.0	39.0	605	74.1	
K287391		3.9	157	15.5	34.5	2380	60.2	
K287392		4.4	188	36.3	34.1	1860	61.0	
K287393		4.0	138	23.2	33.3	2490	50.8	
K287394		4.0	131	30.8	34.4	1120	51.7	
K287395		4.7	147	7.8	41.1	3330	52.9	
K287396		0.5	3	0.3	0.9	25	1.1	
K287397		3.8	145	1.3	30.1	175	61.5	
K287398		3.6	136	10.6	29.9	917	51.7	
K287399		6.4	272	1.8	33.6	758	55.1	
K287400		6.4	295	1.8	33.4	1200	55.7	
K287401		5.2	231	6.9	33.7	2040	47.0	
K287402		5.2	363	3.3	31.6	1090	55.3	
K287403		4.7	226	9.1	31.6	625	52.7	
K287404		3.5	124	3.3	25.6	9130	44.5	
K287405		5.6	353	34.9	30.0	4530	48.2	
K287406		3.9	174	3.9	27.2	1210	46.6	
K287407		3.7	132	7.8	27.4	>10000	49.8	1.015
K287408		3.0	96	2.6	24.4	134	50.1	
K287409		3.0	95	2.4	24.1	152	48.3	
K287410		2.9	81	2.6	24.0	93	48.5	
K287411		2.8	83	2.2	24.7	88	49.5	
K287412		2.9	84	2.3	25.7	81	53.1	
K287413		2.9	86	7.0	25.4	101	53.6	
K287414		3.0	88	1.3	26.8	138	58.2	

***** See Appendix Page for comments regarding this certificate *****

ALS Canada Ltd.
2103 Dollarton Hwy
North Vancouver BC V7H 0A7
Phone: 604 984 0221 Fax: 604 984 0218 www.alsglobal.com

To: **SILVER RANGE RESOURCES LTD.**
C/O ARCHER, CATHRO & ASSOCIATES (1981) LIMITED
1016- 510 W HASTINGS ST
VANCOUVER BC V6B 1L8

Finalized Date: 3- SEP- 2012
Account: RANSIL

Project: KEG (Main - Group 1)

CERTIFICATE OF ANALYSIS WH12193343

Method	CERTIFICATE COMMENTS
ME- MS61	Interference: Ca> 10% on ICP- MS As, ICP- AES results shown.
ME- MS61	REE's may not be totally soluble in this method.

ALS Canada Ltd.

2103 Dollarton Hwy
North Vancouver BC V7H 0A7
Phone: 604 984 0221 Fax: 604 984 0218 www.alsglobal.com

To: **SILVER RANGE RESOURCES LTD.**
C/O ARCHER, CATHRO & ASSOCIATES (1981) LIMITED
1016-510 W HASTINGS ST
VANCOUVER BC V6B 1L8

Finalized Date: 7-SEP-2012
Account: RANSIL

CERTIFICATE WH12193344

Project: KEG (Main - Group 2)

P.O. No.: Batch 75

This report is for 36 Drill Core samples submitted to our lab in Whitehorse, YT, Canada on 17-AUG-2012.

The following have access to data associated with this certificate:

MATT DUMALA	JOAN MARIACHER	HEATHER SMITH

SAMPLE PREPARATION

ALS CODE	DESCRIPTION
WEI-21	Received Sample Weight
LOG-22	Sample login - Rcd w/o BarCode
CRU-31	Fine crushing - 70%<2mm
CRU-QC	Crushing QC Test
SPL-21	Split sample - riffle splitter
PUL-QC	Pulverizing QC Test
PUL-31	Pulverize split to 85%<75 um
LOG-22d	Sample login - Rcd w/o BarCode dup
SPL-21d	Split sample - duplicate
PUL-31d	Pulverize Split - duplicate
LOG-23	Pulp Login - Rcvd with Barcode

ANALYTICAL PROCEDURES

ALS CODE	DESCRIPTION	INSTRUMENT
Au-AA24	Au 50g FA AA finish	AAS
ME-OG62	Ore Grade Elements - Four Acid	ICP-AES
Sn-XRF05	Sn-Trace Level XRF Analysis	XRF
ME-MS61	48 element four acid ICP-MS	
Zn-OG62	Ore Grade Zn - Four Acid	VARIABLE

To: **SILVER RANGE RESOURCES LTD.**
ATTN: JOAN MARIACHER
C/O ARCHER, CATHRO & ASSOCIATES (1981) LIMITED
1016-510 W HASTINGS ST
VANCOUVER BC V6B 1L8

This is the Final Report and supersedes any preliminary report with this certificate number. Results apply to samples as submitted. All pages of this report have been checked and approved for release.

***** See Appendix Page for comments regarding this certificate *****

Signature: 

Colin Ramshaw, Vancouver Laboratory Manager

ALS Canada Ltd.
2103 Dollarton Hwy
North Vancouver BC V7H 0A7
Phone: 604 984 0221 Fax: 604 984 0218 www.alsglobal.com

To: **SILVER RANGE RESOURCES LTD.**
C/O ARCHER, CATHRO & ASSOCIATES (1981) LIMITED
1016-510 W HASTINGS ST
VANCOUVER BC V6B 1L8

Finalized Date: 7-SEP-2012
Account: RANSIL

Project: KEG (Main - Group 2)

CERTIFICATE OF ANALYSIS WH12193344

Sample Description	Method	WEI-21	Au-AA24	Sn-XRF05	ME-MS61	ME-MS61	ME-MS61	ME-MS61	ME-MS61	ME-MS61	ME-MS61	ME-MS61	ME-MS61	ME-MS61	ME-MS61	ME-MS61
	Analyte	Recvd Wt.	Au	Sn	Ag	Al	As	Ba	Be	Bi	Ca	Cd	Ce	Co	Cr	Cs
	Units	kg	ppm	ppm	ppm	%	ppm	ppm	ppm	ppm	%	ppm	ppm	ppm	ppm	ppm
	LOR	0.02	0.005	5	0.01	0.01	0.2	10	0.05	0.01	0.01	0.02	0.01	0.1	1	0.05
K285377		5.38	<0.005	35	3.55	3.18	6.6	780	0.93	4.81	7.20	39.9	39.1	6.5	74	4.82
K285378		5.55	<0.005	32	2.81	4.13	6.4	690	1.25	2.98	6.03	7.84	51.2	6.9	103	11.65
K285379		6.19	0.007	46	3.69	3.65	305	1060	1.04	5.71	11.35	12.00	39.7	5.7	93	7.45
K285380		5.60	<0.005	37	1.22	2.80	23	1380	0.81	0.77	16.00	7.47	34.4	4.4	99	7.40
K285381		0.25	0.015	271	22.2	3.81	1135	700	0.93	85.6	7.99	319	45.4	12.2	53	4.72
K285382		7.26	<0.005	36	0.67	2.92	17	1080	0.77	0.37	16.00	3.42	32.8	3.3	109	7.42
K285383		8.18	<0.005	28	0.45	2.78	19	550	0.86	0.31	13.95	1.88	37.9	2.9	98	6.79
K285384		7.25	<0.005	29	0.38	2.86	26	600	0.75	0.17	14.10	1.63	35.1	2.9	100	4.22
K285385		7.66	<0.005	37	0.37	3.37	19	840	0.92	0.15	12.80	3.64	40.4	2.9	101	6.91
K285386		3.60	<0.005	41	0.38	3.36	14	840	0.92	0.14	12.20	3.67	41.4	2.9	104	6.96
K285387		7.22	<0.005	25	0.85	2.43	12	910	0.68	0.36	17.05	2.02	29.8	2.7	91	3.82
K285388		4.96	<0.005	19	0.43	1.83	11	790	0.57	0.23	16.75	2.78	27.8	2.1	82	2.44
K285389		2.37	<0.005	36	9.38	2.68	301	900	0.89	4.97	13.30	53.9	40.5	10.7	100	4.81
K285390		2.65	<0.005	<5	0.07	0.12	<5	40	0.09	0.04	21.4	0.22	1.99	1.4	<1	0.34
K285391		6.06	<0.005	14	1.41	2.44	157	890	0.91	0.89	17.85	5.52	31.6	4.2	139	3.19
K285392		7.51	<0.005	8	1.12	2.25	98	910	0.75	0.43	18.70	6.30	28.2	3.7	119	2.45
K285393		6.81	<0.005	<5	1.02	1.93	9	940	0.70	0.17	21.8	11.30	24.4	3.4	129	2.28
K285394		6.31	<0.005	24	0.61	3.66	80.5	1820	1.39	0.83	9.38	2.61	43.3	6.6	67	5.00
K285395		5.74	0.011	108	1.62	4.88	113.5	4230	0.87	2.43	3.94	14.40	46.7	8.2	87	5.19
K285396		6.97	<0.005	31	0.64	4.88	42.4	2710	1.49	0.39	5.02	53.1	48.8	11.4	83	6.41
K285397		5.84	0.006	55	3.25	4.80	54.4	200	0.83	6.51	2.87	145.0	29.1	14.6	71	7.03
K285398		3.40	<0.005	<5	0.05	0.14	<5	220	0.11	0.08	21.2	0.51	2.04	1.4	<1	0.28
K285399		7.06	<0.005	72	1.06	4.62	59.9	1580	1.10	2.01	7.02	18.05	51.4	8.4	81	2.63
K285400		5.87	<0.005	56	0.61	5.86	225	1750	1.47	1.06	4.10	9.63	55.5	6.8	92	6.50
K285401		3.69	<0.005	8	1.48	4.07	16	1110	1.24	0.17	13.40	3.18	45.1	7.3	74	4.30
K285402		<0.02	<0.005	6	1.40	4.11	21	1370	1.16	0.16	13.85	2.86	45.0	7.3	77	4.30
K285403		2.85	<0.005	30	0.50	6.22	690	3440	1.47	0.47	3.64	9.76	61.5	12.5	102	5.16
K285404		6.22	<0.005	53	0.51	6.53	79.2	990	1.43	0.60	2.30	4.02	62.5	9.1	96	5.82
K285405		6.41	<0.005	61	0.54	6.10	88.8	4140	1.18	0.97	5.58	4.43	62.1	9.2	97	7.04
K285406		6.63	<0.005	38	1.43	5.95	53.8	2160	1.05	3.00	3.39	16.15	58.0	13.3	100	6.03
K285407		6.96	<0.005	58	0.44	4.14	43.0	1590	1.17	0.47	9.36	3.94	44.9	6.5	66	4.66
K285408		0.25	0.018	270	21.9	3.72	1160	730	0.96	83.2	8.09	318	43.4	12.9	57	4.58
K285409		7.67	<0.005	58	0.45	4.56	45.1	1340	1.32	0.61	7.32	5.56	46.6	7.7	94	5.36
K285410		7.46	<0.005	21	0.50	4.80	25.9	1580	1.40	0.60	6.65	6.56	49.1	7.5	105	4.46
K285411		7.67	<0.005	19	0.41	4.18	22.9	1010	1.31	0.56	7.49	3.09	45.2	6.6	59	4.01
K285412		7.17	<0.005	16	0.54	3.86	24.7	1050	1.17	0.85	6.42	3.04	41.2	6.7	81	4.40

***** See Appendix Page for comments regarding this certificate *****

ALS Canada Ltd.
2103 Dollarton Hwy
North Vancouver BC V7H 0A7
Phone: 604 984 0221 Fax: 604 984 0218 www.alsglobal.com

To: **SILVER RANGE RESOURCES LTD.**
C/O ARCHER, CATHRO & ASSOCIATES (1981) LIMITED
1016-510 W HASTINGS ST
VANCOUVER BC V6B 1L8

Finalized Date: 7-SEP-2012
Account: RANSIL

Project: KEG (Main - Group 2)

CERTIFICATE OF ANALYSIS WH12193344

Sample Description	Method	ME-MS61	ME-MS61	ME-MS61	ME-MS61	ME-MS61	ME-MS61	ME-MS61	ME-MS61	ME-MS61	ME-MS61	ME-MS61	ME-MS61	ME-MS61	ME-MS61	ME-MS61
	Analyte	Cu	Fe	Ga	Ge	Hf	In	K	La	Li	Mg	Mn	Mo	Na	Nb	Ni
	Units	ppm	%	ppm	ppm	ppm	ppm	%	ppm	ppm	%	ppm	ppm	%	ppm	ppm
	LOR	0.2	0.01	0.05	0.05	0.1	0.005	0.01	0.5	0.2	0.01	5	0.05	0.01	0.1	0.2
K285377		217	2.52	8.55	0.18	1.7	0.453	1.53	24.4	27.9	2.97	499	4.61	0.17	7.3	35.9
K285378		132.0	2.09	12.10	0.21	2.5	0.121	1.37	34.4	14.4	2.46	381	7.21	0.28	9.0	60.2
K285379		136.5	1.97	9.50	0.18	1.8	0.153	1.61	27.2	49.2	2.31	431	5.03	0.17	6.9	47.8
K285380		87.3	1.31	6.03	0.14	1.6	0.072	1.83	23.3	27.6	2.00	311	4.75	0.20	6.0	31.3
K285381		1910	5.88	11.65	0.33	1.2	25.3	1.38	24.2	29.0	2.13	2730	15.35	0.16	8.0	47.5
K285382		67.4	1.36	6.25	0.14	1.5	0.046	1.81	21.7	31.5	1.98	302	4.62	0.22	6.1	33.7
K285383		42.3	1.07	5.97	0.12	1.7	0.027	1.22	26.1	39.1	2.17	253	2.82	0.22	6.0	24.0
K285384		41.3	1.04	6.31	0.13	1.6	0.023	1.20	23.6	65.3	2.20	287	3.01	0.17	6.1	25.3
K285385		39.3	1.13	7.41	0.14	1.9	0.040	1.87	26.7	43.6	2.30	292	4.18	0.32	7.2	30.4
K285386		43.0	1.14	7.41	0.13	1.9	0.041	1.87	26.9	41.3	2.29	285	4.28	0.32	7.3	30.7
K285387		41.0	1.00	5.13	0.15	1.4	0.023	1.53	20.2	25.9	1.91	356	2.47	0.19	5.3	23.2
K285388		37.2	0.79	3.98	0.12	1.3	0.026	1.36	20.0	16.7	1.54	229	2.95	0.13	4.4	20.9
K285389		103.5	1.54	7.63	0.63	1.8	0.303	1.84	29.1	40.0	2.29	274	7.57	0.09	6.7	49.2
K285390		3.3	0.49	0.39	0.30	0.1	0.007	0.07	1.2	1.9	12.85	225	0.28	0.01	0.5	3.5
K285391		60.7	1.23	6.48	0.20	1.6	0.049	1.34	25.8	51.6	1.89	225	4.38	0.11	5.5	37.1
K285392		32.1	1.09	5.54	0.16	1.3	0.056	1.13	22.7	29.4	1.82	229	4.35	0.23	4.9	30.0
K285393		34.7	1.06	4.49	0.18	1.2	0.064	1.08	20.8	17.2	1.81	181	6.56	0.09	4.3	40.2
K285394		111.0	1.75	10.15	0.16	1.6	0.075	1.78	24.7	58.6	2.03	499	7.19	0.12	7.4	44.4
K285395		156.5	3.41	14.25	0.19	2.1	2.07	2.39	25.9	64.9	1.87	299	23.9	0.08	10.0	44.1
K285396		343	1.82	12.75	0.19	2.1	0.084	3.47	26.3	53.5	2.07	243	6.82	0.38	9.9	86.3
K285397		477	4.34	10.70	0.27	1.8	1.945	3.23	9.6	47.1	1.26	178	7.60	0.13	8.8	44.0
K285398		5.2	0.52	0.54	0.33	<0.1	0.050	0.07	1.0	2.4	12.95	220	0.71	<0.01	0.5	3.2
K285399		172.0	3.22	15.25	0.21	2.1	0.204	1.57	27.9	37.5	1.18	434	7.46	0.05	9.1	45.8
K285400		67.0	2.36	18.75	0.19	2.4	0.158	1.92	31.0	36.3	1.03	165	14.55	0.06	11.8	62.3
K285401		57.1	1.92	10.35	0.20	1.7	0.044	1.96	25.2	13.3	2.30	411	40.6	0.53	8.4	57.6
K285402		57.9	1.89	10.45	0.19	1.7	0.031	2.00	25.5	12.4	2.20	406	40.8	0.54	8.4	58.5
K285403		81.4	1.34	18.25	0.23	2.5	0.082	3.49	36.3	19.6	1.05	161	75.9	0.15	12.7	108.0
K285404		243	2.10	18.50	0.18	2.4	0.099	3.83	33.9	67.1	1.37	119	7.96	0.12	12.4	72.4
K285405		95.1	2.00	18.65	0.19	2.4	0.087	3.01	35.7	39.1	1.09	256	9.48	0.07	12.2	60.2
K285406		131.5	1.59	16.35	0.22	2.5	0.103	3.57	33.4	59.3	1.11	126	83.3	0.10	12.0	138.0
K285407		85.7	2.06	11.95	0.16	1.8	0.095	2.13	25.3	68.3	2.58	616	9.09	0.29	8.4	59.5
K285408		1860	5.79	11.95	0.33	1.2	24.7	1.35	23.4	25.9	2.10	2710	15.60	0.16	8.3	49.1
K285409		116.5	2.18	12.80	0.18	2.0	0.097	2.59	26.5	54.9	1.99	449	20.7	0.34	9.3	59.8
K285410		103.0	1.96	12.60	0.23	2.1	0.071	2.61	27.5	44.4	1.92	310	29.1	0.66	10.0	62.4
K285411		51.2	1.91	11.30	0.15	1.7	0.063	2.23	24.2	59.6	2.28	421	7.35	0.40	8.5	41.0
K285412		72.7	1.91	10.40	0.19	1.6	0.049	2.09	22.6	47.9	1.91	397	8.02	0.37	7.5	46.6

***** See Appendix Page for comments regarding this certificate *****

ALS Canada Ltd.
2103 Dollarton Hwy
North Vancouver BC V7H 0A7
Phone: 604 984 0221 Fax: 604 984 0218 www.alsglobal.com

To: **SILVER RANGE RESOURCES LTD.**
C/O ARCHER, CATHRO & ASSOCIATES (1981) LIMITED
1016-510 W HASTINGS ST
VANCOUVER BC V6B 1L8

Finalized Date: 7-SEP-2012
Account: RANSIL

Project: KEG (Main - Group 2)

CERTIFICATE OF ANALYSIS WH12193344

Sample Description	Method	ME-MS61	ME-MS61	ME-MS61	ME-MS61	ME-MS61	ME-MS61	ME-MS61	ME-MS61	ME-MS61	ME-MS61	ME-MS61	ME-MS61	ME-MS61	ME-MS61	ME-MS61
	Analyte	P	Pb	Rb	Re	S	Sb	Sc	Se	Sn	Sr	Ta	Te	Th	Ti	Tl
	Units	ppm	ppm	ppm	ppm	%	ppm	ppm	ppm	ppm	ppm	ppm	ppm	ppm	%	ppm
	LOR	10	0.5	0.1	0.002	0.01	0.05	0.1	1	0.2	0.2	0.05	0.05	0.2	0.005	0.02
K285377		1670	637	70.3	0.027	1.17	3.30	7.7	24	33.6	235	0.50	0.15	5.1	0.221	0.68
K285378		2990	564	67.5	0.053	0.84	4.22	13.5	24	32.4	264	0.62	0.19	7.1	0.294	0.62
K285379		3470	759	77.2	0.032	0.67	10.60	8.3	22	50.0	295	0.47	0.17	5.3	0.237	0.77
K285380		5000	403	84.6	0.021	0.38	5.52	5.5	13	40.1	522	0.44	0.05	4.4	0.194	0.86
K285381		830	1510	68.9	0.018	2.72	9.23	5.8	57	241	162.0	0.60	0.49	5.8	0.253	0.63
K285382		4400	178.5	85.1	0.017	0.44	7.23	5.4	11	32.2	584	0.47	<0.05	4.3	0.204	0.84
K285383		5990	99.3	60.7	0.015	0.29	2.94	5.8	7	25.5	415	0.47	<0.05	4.8	0.202	0.60
K285384		4930	70.8	61.7	0.011	0.19	15.40	5.1	5	31.1	417	0.46	<0.05	4.5	0.209	0.59
K285385		4360	71.4	87.5	0.019	0.24	6.52	6.6	6	40.3	490	0.55	<0.05	5.4	0.241	0.87
K285386		4420	64.7	87.6	0.020	0.23	5.91	6.5	5	40.6	477	0.58	<0.05	5.5	0.243	0.88
K285387		5100	255	70.5	0.011	0.23	3.36	4.7	10	24.6	523	0.39	0.06	3.9	0.174	0.70
K285388		6990	92.6	63.0	0.010	0.13	2.23	4.1	7	16.6	461	0.32	<0.05	3.6	0.148	0.64
K285389		5700	3370	87.2	0.043	0.47	9.85	7.6	160	35.5	340	0.50	0.54	5.2	0.219	0.83
K285390		350	15.8	3.9	<0.002	0.02	0.15	0.4	2	0.9	61.0	<0.05	<0.05	0.2	0.007	0.03
K285391		7660	434	70.8	0.024	0.32	6.73	7.3	24	13.7	464	0.40	0.08	4.1	0.183	0.66
K285392		7230	163.5	64.3	0.021	0.43	7.29	5.8	16	6.1	529	0.35	0.06	3.7	0.155	0.77
K285393		7500	44.0	57.6	0.033	0.47	4.26	5.5	13	3.9	607	0.31	<0.05	3.3	0.134	0.83
K285394		1960	39.6	98.8	0.021	0.43	7.50	6.9	14	25.1	216	0.54	<0.05	5.7	0.236	0.95
K285395		1750	68.7	130.0	0.011	0.43	32.6	9.5	13	97.9	435	0.75	0.05	7.5	0.312	1.30
K285396		1270	49.0	188.0	0.018	0.63	12.20	10.5	12	28.9	323	0.72	<0.05	7.7	0.315	2.06
K285397		800	211	166.0	0.009	2.98	41.5	12.4	44	30.5	404	0.64	0.13	6.1	0.293	2.00
K285398		230	3.1	4.0	<0.002	<0.01	0.62	0.4	1	1.8	52.2	<0.05	<0.05	0.2	0.009	0.03
K285399		2380	53.9	84.7	0.011	1.68	29.9	10.1	12	71.0	178.0	0.68	<0.05	6.8	0.301	0.94
K285400		2360	29.1	99.5	0.019	0.83	23.9	11.0	11	52.2	406	0.88	<0.05	8.8	0.381	1.10
K285401		1950	18.1	94.7	0.030	1.02	11.65	7.6	21	3.2	275	0.62	0.10	6.3	0.260	1.78
K285402		2030	16.8	94.7	0.032	1.03	10.60	7.6	20	2.8	272	0.61	0.08	6.2	0.257	1.80
K285403		3620	20.9	175.0	0.064	0.68	13.90	11.4	17	23.0	336	0.93	0.09	9.8	0.392	1.86
K285404		2940	15.4	201	0.015	1.04	17.35	13.5	11	41.6	316	0.96	<0.05	9.8	0.403	2.14
K285405		2410	31.5	159.5	0.015	0.61	16.65	12.1	7	57.8	275	0.89	<0.05	9.4	0.387	1.54
K285406		2730	100.0	177.5	0.109	0.73	13.50	12.7	22	30.8	332	0.90	0.05	9.3	0.382	1.85
K285407		1850	15.7	118.0	0.016	0.32	7.96	8.2	8	53.0	258	0.62	<0.05	6.5	0.271	1.15
K285408		830	1500	68.9	0.019	2.66	8.72	6.3	57	239	159.0	0.58	0.45	5.7	0.254	0.63
K285409		1520	19.5	143.0	0.029	0.51	7.52	8.5	15	54.9	224	0.67	<0.05	7.0	0.289	1.53
K285410		1780	34.0	135.5	0.031	0.73	6.45	8.9	18	14.9	278	0.75	<0.05	7.6	0.315	1.42
K285411		1050	41.2	124.0	0.013	0.49	8.72	7.9	11	16.1	262	0.62	<0.05	6.5	0.263	1.18
K285412		1340	42.0	117.5	0.011	0.53	7.63	7.7	15	12.4	217	0.55	<0.05	6.0	0.245	1.12

***** See Appendix Page for comments regarding this certificate *****

ALS Canada Ltd.
2103 Dollarton Hwy
North Vancouver BC V7H 0A7
Phone: 604 984 0221 Fax: 604 984 0218 www.alsglobal.com

To: **SILVER RANGE RESOURCES LTD.**
C/ O ARCHER, CATHRO & ASSOCIATES (1981) LIMITED
1016- 510 W HASTINGS ST
VANCOUVER BC V6B 1L8

Finalized Date: 7- SEP- 2012
Account: RANSIL

Project: KEG (Main - Group 2)

CERTIFICATE OF ANALYSIS WH12193344

Sample Description	Method	ME-MS61	ME-MS61	ME-MS61	ME-MS61	ME-MS61	ME-MS61	Zn-OG62
	Analyte	U	V	W	Y	Zn	Zr	Zn
	Units	ppm	ppm	ppm	ppm	ppm	ppm	%
	LOR	0.1	1	0.1	0.1	2	0.5	0.001
K285377		4.1	78	1.0	30.0	2080	66.4	
K285378		7.5	145	1.4	46.8	455	93.4	
K285379		5.4	125	1.2	33.8	647	67.5	
K285380		4.2	81	1.2	29.7	396	58.2	
K285381		3.0	108	5.1	23.5	>10000	38.8	1.425
K285382		4.0	84	0.9	26.4	187	56.9	
K285383		4.2	68	1.1	34.2	107	62.4	
K285384		3.8	65	1.3	29.4	96	55.7	
K285385		4.6	86	1.0	34.0	195	64.4	
K285386		4.8	86	1.0	33.7	195	65.5	
K285387		3.5	59	0.8	27.3	114	53.2	
K285388		3.8	56	0.8	27.6	130	47.5	
K285389		6.3	123	1.1	39.7	2240	64.0	
K285390		1.1	4	0.2	1.8	25	1.7	
K285391		6.1	95	1.1	39.9	253	59.8	
K285392		5.2	85	1.5	34.8	263	49.4	
K285393		5.1	85	1.0	34.3	388	44.2	
K285394		4.2	124	1.4	29.0	196	57.1	
K285395		4.2	192	5.7	25.4	1850	71.7	
K285396		3.5	158	1.3	28.8	1170	76.9	
K285397		2.7	137	1.8	20.9	5940	61.1	
K285398		0.6	6	0.3	1.4	65	1.8	
K285399		4.8	133	3.1	30.4	1170	70.3	
K285400		6.5	283	3.5	24.0	577	78.5	
K285401		6.0	485	1.0	30.8	188	63.1	
K285402		5.9	491	1.0	31.1	167	64.8	
K285403		10.6	662	3.4	27.6	603	91.8	
K285404		5.3	207	3.3	26.5	293	78.0	
K285405		4.8	221	4.9	28.9	265	85.6	
K285406		11.4	701	4.6	26.0	877	87.4	
K285407		3.7	194	1.8	28.8	296	64.0	
K285408		2.9	109	6.4	23.5	>10000	39.9	1.445
K285409		4.9	360	1.9	31.0	377	73.1	
K285410		5.3	433	1.5	30.6	425	78.4	
K285411		3.2	129	1.3	25.9	240	61.6	
K285412		3.3	119	1.5	25.3	250	57.5	

***** See Appendix Page for comments regarding this certificate *****

ALS Canada Ltd.
2103 Dollarton Hwy
North Vancouver BC V7H 0A7
Phone: 604 984 0221 Fax: 604 984 0218 www.alsglobal.com

To: **SILVER RANGE RESOURCES LTD.**
C/O ARCHER, CATHRO & ASSOCIATES (1981) LIMITED
1016- 510 W HASTINGS ST
VANCOUVER BC V6B 1L8

Page: Appendix 1
Total # Appendix Pages: 1
Finalized Date: 7- SEP- 2012
Account: RANSIL

Project: KEG (Main - Group 2)

CERTIFICATE OF ANALYSIS WH12193344

Method	CERTIFICATE COMMENTS
ME-MS61	Interference: Ca> 10% on ICP-MS As, ICP-AES results shown.
ME-MS61	REE's may not be totally soluble in this method.

ALS Canada Ltd.

2103 Dollarton Hwy
North Vancouver BC V7H 0A7
Phone: 604 984 0221 Fax: 604 984 0218 www.alsglobal.com

To: **SILVER RANGE RESOURCES LTD.**
C/O ARCHER, CATHRO & ASSOCIATES (1981) LIMITED
1016-510 W HASTINGS ST
VANCOUVER BC V6B 1L8

Finalized Date: 5-SEP-2012
Account: RANSIL

CERTIFICATE WH12193364

Project: KEG- (MAIN-GROUP 1)

P.O. No.: Batch 76

This report is for 36 Drill Core samples submitted to our lab in Whitehorse, YT, Canada on 18-AUG-2012.

The following have access to data associated with this certificate:

MATT DUMALA	JOAN MARIACHER	HEATHER SMITH

SAMPLE PREPARATION

ALS CODE	DESCRIPTION
WEI-21	Received Sample Weight
LOG-22	Sample login - Rcd w/o BarCode
CRU-31	Fine crushing - 70%<2mm
CRU-QC	Crushing QC Test
SPL-21	Split sample - riffle splitter
PUL-QC	Pulverizing QC Test
PUL-31	Pulverize split to 85%<75 um
LOG-22d	Sample login - Rcd w/o BarCode dup
SPL-21d	Split sample - duplicate
PUL-31d	Pulverize Split - duplicate
LOG-23	Pulp Login - Rcvd with Barcode

ANALYTICAL PROCEDURES

ALS CODE	DESCRIPTION	INSTRUMENT
Au-AA24	Au 50g FA AA finish	AAS
ME-OG62	Ore Grade Elements - Four Acid	ICP-AES
Sn-XRF05	Sn-Trace Level XRF Analysis	XRF
ME-MS61	48 element four acid ICP-MS	
Zn-OG62	Ore Grade Zn - Four Acid	VARIABLE

To: **SILVER RANGE RESOURCES LTD.**
ATTN: JOAN MARIACHER
C/O ARCHER, CATHRO & ASSOCIATES (1981) LIMITED
1016-510 W HASTINGS ST
VANCOUVER BC V6B 1L8

This is the Final Report and supersedes any preliminary report with this certificate number. Results apply to samples as submitted. All pages of this report have been checked and approved for release.

***** See Appendix Page for comments regarding this certificate *****

Signature: 

Colin Ramshaw, Vancouver Laboratory Manager

ALS Canada Ltd.
2103 Dollarton Hwy
North Vancouver BC V7H 0A7
Phone: 604 984 0221 Fax: 604 984 0218 www.alsglobal.com

To: **SILVER RANGE RESOURCES LTD.**
C/O ARCHER, CATHRO & ASSOCIATES (1981) LIMITED
1016-510 W HASTINGS ST
VANCOUVER BC V6B 1L8

Finalized Date: 5-SEP-2012
Account: RANSIL

Project: KEG- (MAIN-GROUP 1)

CERTIFICATE OF ANALYSIS WH12193364

Sample Description	Method / Analyte / Units / LOR	WEI-21 Recvd Wt. kg 0.02	Au-AA24 Au ppm 0.005	Sn-XRF05 Sn ppm 5	ME-MS61 Ag ppm 0.01	ME-MS61 Al % 0.01	ME-MS61 As ppm 0.2	ME-MS61 Ba ppm 10	ME-MS61 Be ppm 0.05	ME-MS61 Bi ppm 0.01	ME-MS61 Ca % 0.01	ME-MS61 Cd ppm 0.02	ME-MS61 Ce ppm 0.01	ME-MS61 Co ppm 0.1	ME-MS61 Cr ppm 1	ME-MS61 Cs ppm 0.05
K287343		6.03	<0.005	16	0.54	6.04	17.7	920	1.75	6.11	2.86	2.00	57.6	18.3	67	13.40
K287344		2.33	<0.005	<5	0.01	0.09	<5	20	0.07	0.05	21.6	0.08	1.66	1.3	<1	0.21
K287345		7.37	0.024	17	0.47	5.87	18.9	1080	1.77	22.4	1.88	0.65	56.4	13.9	74	14.45
K287346		7.04	<0.005	12	0.45	6.06	14.1	750	1.88	3.45	2.69	2.00	58.3	15.1	72	12.85
K287347		7.57	<0.005	15	0.52	5.65	17.7	740	1.83	5.56	2.41	2.29	51.5	14.2	70	12.35
K287348		3.47	<0.005	17	0.57	5.85	13.5	850	1.92	5.54	2.26	2.16	52.2	14.3	74	13.00
K287349		7.53	0.043	33	2.54	4.94	201	470	1.53	26.1	3.76	9.26	48.4	19.2	55	9.51
K287350		7.51	<0.005	26	1.64	5.80	204	550	1.76	11.65	3.24	7.12	54.5	15.0	65	13.75
K287351		7.40	<0.005	12	0.56	6.28	6.5	1160	2.05	9.59	3.04	4.70	58.3	14.1	70	14.50
K287352		7.77	<0.005	13	0.44	5.80	696	710	1.67	10.65	2.54	3.08	49.8	14.7	63	13.50
K287353		8.26	<0.005	11	0.83	6.00	139.5	610	1.77	8.97	2.50	1.03	55.5	16.8	61	13.00
K287354		0.26	0.006	169	14.50	4.02	123.5	1470	0.96	45.5	7.63	57.5	43.0	6.3	61	5.13
K287355		7.85	<0.005	9	0.37	6.33	7.2	1250	2.17	11.70	2.65	2.32	61.8	16.3	73	11.65
K287356		7.61	<0.005	11	0.43	6.15	3.4	1020	1.98	9.01	3.32	3.06	63.3	14.8	71	11.30
K287357		7.62	<0.005	10	0.47	6.16	3.8	1020	2.03	12.00	2.81	3.03	58.1	14.1	76	12.50
K287358		7.59	<0.005	8	0.23	5.98	2.2	1060	1.92	12.55	3.88	1.41	60.1	13.2	62	9.28
K287359		<0.02	<0.005	9	0.25	5.83	3.8	720	1.89	11.00	3.83	1.58	54.5	14.5	64	9.98
K287360		8.31	<0.005	10	0.32	6.08	4.1	1150	1.88	12.40	2.77	1.01	61.6	14.7	74	12.50
K287361		7.46	0.009	10	0.57	5.93	13.9	1330	1.74	16.90	3.19	2.47	59.7	14.2	75	10.75
K287362		7.94	0.005	16	0.52	5.98	8.0	900	1.98	17.15	3.10	2.16	60.5	14.6	80	12.30
K287363		7.28	0.019	9	0.31	6.08	4.3	1610	1.88	39.3	2.29	0.32	57.3	12.7	86	12.55
K287364		8.41	0.007	18	0.71	6.11	59.8	670	1.86	10.05	3.56	2.77	57.2	16.8	80	11.25
K287365		7.19	<0.005	9	0.25	6.45	2.4	1620	2.18	5.45	2.61	0.47	60.3	14.1	84	12.35
K287366		0.26	0.017	268	24.8	3.84	1130	270	1.12	91.3	8.04	304	40.2	14.0	54	4.71
K287367		7.63	<0.005	13	0.84	6.15	3.3	1290	1.86	8.63	2.78	2.42	56.5	15.5	72	11.05
K287368		8.06	<0.005	13	1.04	6.14	5.0	720	2.00	9.15	3.77	0.90	59.2	17.8	77	9.48
K287369		6.96	<0.005	7	0.34	6.35	7.5	1450	1.96	3.49	2.18	0.54	59.4	15.2	79	12.65
K287370		7.29	<0.005	6	0.31	5.74	296	960	1.83	4.08	1.95	2.39	55.8	16.8	73	10.85
K287371		7.82	<0.005	7	0.31	4.76	185.5	1090	1.47	8.97	2.32	0.46	47.9	17.9	56	8.98
K287372		7.07	<0.005	8	0.33	4.73	4.2	1000	1.73	9.93	1.76	0.56	49.0	16.6	56	8.99
K287373		7.57	<0.005	47	0.34	5.90	71.1	2000	1.51	10.90	1.77	2.67	57.9	12.6	66	14.40
K287374		2.01	<0.005	<5	0.03	0.08	<5	30	0.06	0.05	20.9	0.07	1.30	0.7	<1	0.29
K287375		7.96	<0.005	15	0.80	5.89	5.0	1020	1.76	9.83	2.99	1.34	53.5	15.4	64	12.80
K287376		7.68	0.012	12	0.85	5.83	81.1	780	1.81	26.8	3.35	4.17	57.6	15.3	63	12.20
K287377		9.12	0.007	16	0.74	5.98	18.2	750	1.94	11.75	3.62	1.05	63.3	15.7	68	13.60
K287378		7.84	0.015	19	0.60	5.93	12.7	1390	2.01	21.0	2.82	0.83	61.0	15.0	71	12.25

***** See Appendix Page for comments regarding this certificate *****

ALS Canada Ltd.
2103 Dollarton Hwy
North Vancouver BC V7H 0A7
Phone: 604 984 0221 Fax: 604 984 0218 www.alsglobal.com

To: **SILVER RANGE RESOURCES LTD.**
C/O ARCHER, CATHRO & ASSOCIATES (1981) LIMITED
1016-510 W HASTINGS ST
VANCOUVER BC V6B 1L8

Finalized Date: 5-SEP-2012
Account: RANSIL

Project: KEG- (MAIN-GROUP 1)

CERTIFICATE OF ANALYSIS WH12193364

Sample Description	Method	ME-MS61	ME-MS61	ME-MS61	ME-MS61	ME-MS61	ME-MS61	ME-MS61	ME-MS61	ME-MS61	ME-MS61	ME-MS61	ME-MS61	ME-MS61	ME-MS61	ME-MS61
	Analyte	Cu	Fe	Ga	Ge	Hf	In	K	La	Li	Mg	Mn	Mo	Na	Nb	Ni
	Units	ppm	%	ppm	ppm	ppm	ppm	%	ppm	ppm	%	ppm	ppm	%	ppm	ppm
	LOR	0.2	0.01	0.05	0.05	0.1	0.005	0.01	0.5	0.2	0.01	5	0.05	0.01	0.1	0.2
K287343		558	3.93	15.15	0.23	2.1	0.059	3.32	29.0	48.9	2.01	392	30.0	0.32	10.9	61.0
K287344		2.5	0.49	0.30	0.05	<0.1	0.008	0.04	0.8	1.4	13.35	232	0.33	0.01	0.4	2.9
K287345		492	3.39	13.85	0.23	2.3	0.027	3.73	28.4	74.3	1.41	146	36.3	0.16	9.3	77.0
K287346		486	3.66	15.00	0.24	2.2	0.049	3.10	28.6	50.2	1.53	207	42.9	0.38	10.2	85.2
K287347		475	3.38	14.80	0.22	2.2	0.061	2.97	24.3	54.9	1.61	233	40.8	0.30	9.9	85.8
K287348		481	3.43	15.45	0.23	2.3	0.051	3.12	24.9	58.4	1.55	212	45.6	0.30	10.3	88.0
K287349		647	3.54	13.15	0.17	1.8	0.300	1.76	25.7	48.2	1.82	377	12.50	0.25	10.1	43.7
K287350		650	4.15	16.00	0.18	2.0	0.212	2.37	30.8	51.9	1.96	276	20.2	0.37	11.0	53.5
K287351		499	3.95	17.20	0.25	2.2	0.104	2.80	31.1	51.1	2.06	247	73.1	0.60	11.2	73.6
K287352		435	3.68	16.35	0.20	2.0	0.067	2.61	28.4	43.0	1.75	172	80.9	0.54	10.0	73.9
K287353		497	3.93	16.65	0.19	1.9	0.024	3.03	31.3	49.0	1.70	215	18.60	0.52	10.2	54.8
K287354		753	3.32	10.50	0.14	1.4	2.33	1.78	23.7	30.6	2.11	1640	12.95	0.23	8.0	42.2
K287355		424	4.00	17.30	0.23	2.2	0.072	2.86	34.1	43.5	1.96	287	34.1	0.77	10.8	66.1
K287356		502	4.05	16.55	0.24	2.0	0.098	2.64	35.0	37.3	2.16	362	24.1	0.58	11.2	56.6
K287357		487	3.86	16.50	0.20	2.0	0.079	2.87	32.5	42.6	2.00	253	48.6	0.68	10.7	65.1
K287358		384	3.70	15.70	0.24	2.0	0.052	2.55	31.8	27.4	2.21	421	31.6	0.60	11.0	45.3
K287359		388	3.68	16.25	0.13	2.0	0.064	2.47	30.8	30.2	2.14	400	32.7	0.58	10.6	44.3
K287360		358	3.60	17.25	0.14	2.2	0.039	2.68	36.4	41.6	2.00	254	40.5	0.57	11.2	49.9
K287361		412	3.53	16.85	0.14	2.1	0.080	2.62	35.4	38.7	2.12	358	29.5	0.57	11.3	44.5
K287362		480	3.58	16.85	0.13	2.1	0.107	2.73	33.5	47.5	2.13	315	23.8	0.48	10.8	44.5
K287363		361	3.02	16.10	0.14	2.1	0.046	2.99	31.5	51.5	1.61	174	43.5	0.61	10.4	46.2
K287364		583	4.61	16.85	0.14	2.1	0.129	2.65	33.0	40.4	2.53	425	1.85	0.54	11.0	40.8
K287365		356	3.48	18.30	0.16	2.2	0.036	3.09	35.4	37.6	1.91	249	4.46	0.62	10.6	41.6
K287366		1935	5.82	12.05	0.21	1.2	21.3	1.40	22.7	32.0	2.08	2610	15.35	0.17	7.9	47.3
K287367		477	3.79	17.90	0.14	2.2	0.112	2.78	34.7	53.3	1.96	295	24.0	0.50	11.0	49.1
K287368		644	4.53	17.30	0.15	2.1	0.052	2.53	35.9	49.3	2.58	439	12.65	0.43	11.4	46.2
K287369		398	3.41	18.40	0.16	2.2	0.033	3.33	33.6	58.9	1.62	236	25.6	0.50	10.8	49.9
K287370		250	3.30	16.20	0.12	2.2	0.055	2.66	32.7	55.5	1.46	282	33.7	0.61	9.7	57.8
K287371		328	2.98	12.65	0.11	1.8	0.023	2.40	27.4	49.7	1.18	239	11.05	0.40	8.7	40.6
K287372		427	3.62	14.25	0.14	1.8	0.026	2.30	29.5	51.8	1.07	133	51.4	0.41	8.5	65.8
K287373		335	2.46	15.85	0.15	2.3	0.031	4.74	35.0	92.9	1.64	156	67.7	0.31	10.9	65.8
K287374		2.7	0.49	0.26	0.10	<0.1	0.007	0.04	0.6	1.7	13.00	217	0.22	0.01	0.4	1.9
K287375		592	4.02	17.05	0.14	2.1	0.039	2.67	31.0	43.4	2.04	267	35.9	0.51	10.1	53.4
K287376		647	4.16	16.45	0.14	2.1	0.057	2.48	34.8	50.2	2.11	316	10.45	0.46	10.5	38.9
K287377		550	3.93	17.50	0.18	2.3	0.049	2.29	38.2	46.5	2.36	458	9.24	0.51	11.8	39.1
K287378		550	3.28	17.80	0.16	2.2	0.115	2.64	37.0	57.4	1.74	284	33.8	0.43	10.4	49.1

***** See Appendix Page for comments regarding this certificate *****

ALS Canada Ltd.
2103 Dollarton Hwy
North Vancouver BC V7H 0A7
Phone: 604 984 0221 Fax: 604 984 0218 www.alsglobal.com

To: **SILVER RANGE RESOURCES LTD.**
C/O ARCHER, CATHRO & ASSOCIATES (1981) LIMITED
1016-510 W HASTINGS ST
VANCOUVER BC V6B 1L8

Finalized Date: 5-SEP-2012
Account: RANSIL

Project: KEG- (MAIN-GROUP 1)

CERTIFICATE OF ANALYSIS WH12193364

Sample Description	Method	ME-MS61	ME-MS61	ME-MS61	ME-MS61	ME-MS61	ME-MS61	ME-MS61	ME-MS61	ME-MS61	ME-MS61	ME-MS61	ME-MS61	ME-MS61	ME-MS61	ME-MS61
	Analyte	P	Pb	Rb	Re	S	Sb	Sc	Se	Sn	Sr	Ta	Te	Th	Ti	Tl
	Units	ppm	ppm	ppm	ppm	%	ppm	ppm	ppm	ppm	ppm	ppm	ppm	ppm	%	ppm
	LOR	10	0.5	0.1	0.002	0.01	0.05	0.1	1	0.2	0.2	0.05	0.05	0.2	0.005	0.02
K287343		2150	11.8	213	0.038	1.75	4.88	13.7	12	10.0	224	0.81	0.12	8.5	0.359	2.31
K287344		180	1.9	2.4	<0.002	<0.01	0.05	0.3	1	<0.2	46.5	<0.05	<0.05	<0.2	0.005	0.02
K287345		3040	11.7	240	0.074	1.41	8.04	12.0	12	11.1	244	0.74	0.39	8.4	0.322	2.40
K287346		2950	10.2	204	0.076	1.81	6.05	12.6	12	8.5	273	0.80	0.09	8.6	0.349	2.32
K287347		2590	11.3	213	0.082	1.50	4.45	12.6	12	10.1	253	0.76	0.12	8.1	0.330	2.22
K287348		2210	10.9	218	0.094	1.61	4.88	13.2	13	11.9	277	0.80	0.12	8.6	0.348	2.32
K287349		1300	59.6	143.0	0.017	1.68	678	9.7	10	23.2	219	0.75	0.27	8.1	0.324	1.40
K287350		1740	44.8	196.0	0.020	1.93	10.45	12.1	10	20.3	228	0.81	0.14	8.8	0.362	1.96
K287351		2230	10.5	218	0.047	1.82	6.01	14.2	12	8.8	176.0	0.88	0.13	8.9	0.376	2.60
K287352		2090	9.8	218	0.044	1.61	2.30	12.6	12	7.4	176.5	0.76	0.13	9.2	0.337	2.38
K287353		1390	23.2	216	0.016	1.84	3.49	12.8	9	6.9	179.0	0.75	0.14	9.0	0.331	2.45
K287354		1100	1030	89.1	0.015	0.94	7.98	7.2	24	136.0	199.5	0.61	0.26	6.8	0.277	0.82
K287355		1320	9.6	189.0	0.032	1.92	2.19	14.3	10	5.6	169.0	0.82	0.15	9.0	0.357	2.23
K287356		2130	9.2	183.5	0.022	1.95	1.28	13.5	11	6.8	176.5	0.87	0.14	8.7	0.373	2.05
K287357		2310	9.0	200	0.033	1.81	1.42	14.0	11	7.0	158.0	0.82	0.12	8.4	0.356	2.25
K287358		1580	5.7	160.5	0.014	1.73	2.13	12.9	9	4.1	164.0	0.86	0.12	8.6	0.367	1.76
K287359		1640	5.9	149.0	0.016	1.71	2.39	12.8	9	4.1	166.5	0.81	0.11	8.8	0.345	1.65
K287360		1900	8.1	183.0	0.031	1.62	1.34	13.3	10	4.1	179.0	0.84	0.14	9.4	0.358	2.13
K287361		1760	18.3	160.5	0.028	1.60	1.11	13.0	10	6.4	189.5	0.85	0.14	9.7	0.360	1.92
K287362		1610	10.9	184.0	0.025	1.62	1.39	13.1	10	10.3	194.0	0.85	0.11	9.2	0.357	2.03
K287363		1420	8.4	192.5	0.037	1.27	1.02	12.7	8	4.6	200	0.81	0.21	9.6	0.343	2.20
K287364		1730	12.6	162.5	0.008	2.06	1.31	12.7	12	12.5	192.0	0.87	0.12	9.4	0.365	1.87
K287365		1780	7.7	198.5	0.012	1.45	0.56	13.7	10	5.2	187.5	0.84	0.10	9.8	0.353	2.20
K287366		860	1540	65.4	0.022	2.71	9.59	7.3	61	237	162.0	0.62	0.62	6.1	0.259	0.64
K287367		1430	16.0	186.0	0.038	1.69	1.72	13.4	12	9.2	186.0	0.82	0.13	9.4	0.345	2.12
K287368		1420	26.8	161.5	0.031	2.15	1.50	13.0	15	7.7	198.0	0.85	0.11	9.3	0.358	1.83
K287369		1260	9.4	194.0	0.042	1.49	4.86	13.6	10	4.7	173.0	0.79	0.05	10.1	0.349	2.17
K287370		1160	10.4	163.5	0.048	1.50	2.12	12.3	12	6.6	135.5	0.77	0.08	9.7	0.316	1.85
K287371		620	9.5	133.5	0.016	1.40	10.65	9.4	6	5.6	114.5	0.70	0.08	8.1	0.283	1.57
K287372		690	7.8	148.5	0.056	1.82	1.30	10.4	10	3.6	116.5	0.60	0.10	8.4	0.258	1.74
K287373		1720	9.2	291	0.043	0.95	3.40	12.5	6	42.6	167.0	0.84	0.07	9.1	0.351	2.75
K287374		190	1.8	2.0	<0.002	<0.01	0.59	0.3	1	0.2	43.1	<0.05	<0.05	<0.2	<0.005	0.04
K287375		1960	7.2	186.0	0.026	1.88	0.70	13.3	12	9.6	191.0	0.72	0.11	9.3	0.330	2.11
K287376		2850	16.8	179.5	0.009	1.93	1.54	12.6	12	10.9	182.5	0.81	0.20	8.9	0.343	2.08
K287377		1660	9.2	170.0	0.015	1.83	1.50	13.3	13	14.5	184.0	0.84	0.13	9.4	0.369	1.79
K287378		1320	7.9	185.0	0.044	1.46	1.00	13.4	10	17.4	212	0.78	0.17	9.6	0.331	1.92

***** See Appendix Page for comments regarding this certificate *****

ALS Canada Ltd.
2103 Dollarton Hwy
North Vancouver BC V7H 0A7
Phone: 604 984 0221 Fax: 604 984 0218 www.alsglobal.com

To: **SILVER RANGE RESOURCES LTD.**
C/O ARCHER, CATHRO & ASSOCIATES (1981) LIMITED
1016-510 W HASTINGS ST
VANCOUVER BC V6B 1L8

Finalized Date: 5-SEP-2012
Account: RANSIL

Project: KEG- (MAIN-GROUP 1)

CERTIFICATE OF ANALYSIS WH12193364

Sample Description	Method	ME-MS61	ME-MS61	ME-MS61	ME-MS61	ME-MS61	ME-MS61	Zn-OG62
	Analyte	U	V	W	Y	Zn	Zr	Zn
	Units	ppm	ppm	ppm	ppm	ppm	ppm	%
	LOR	0.1	1	0.1	0.1	2	0.5	0.001
K287343		8.9	400	2.7	28.5	119	76.8	
K287344		0.6	3	0.2	1.0	15	0.5	
K287345		11.4	567	4.1	31.4	47	82.8	
K287346		12.0	574	2.4	30.9	136	81.1	
K287347		10.0	659	2.7	32.0	138	81.3	
K287348		10.4	723	2.7	31.5	128	84.2	
K287349		4.7	218	3.0	29.2	500	64.4	
K287350		5.9	289	3.2	34.8	377	73.4	
K287351		12.1	623	2.4	34.4	356	82.9	
K287352		12.1	668	2.5	32.6	241	77.4	
K287353		4.6	232	2.3	28.1	86	68.7	
K287354		3.4	131	2.8	25.8	3070	46.0	
K287355		6.1	390	2.4	30.4	191	82.8	
K287356		6.3	386	2.5	37.2	231	75.5	
K287357		8.5	545	2.3	33.9	211	77.4	
K287358		6.1	240	3.2	29.7	103	68.5	
K287359		5.8	228	3.1	25.4	109	67.0	
K287360		6.4	301	2.6	26.8	103	72.0	
K287361		5.3	269	3.7	26.2	145	67.3	
K287362		4.5	275	10.1	24.9	130	69.1	
K287363		5.8	306	4.6	21.7	50	70.8	
K287364		3.2	197	6.2	26.2	158	63.1	
K287365		3.8	248	3.5	25.9	71	73.8	
K287366		3.1	108	5.8	20.7	>10000	36.2	1.460
K287367		6.1	352	3.8	26.7	131	72.3	
K287368		6.1	393	6.5	37.8	77	67.6	
K287369		5.7	349	3.0	24.9	56	72.8	
K287370		6.9	358	2.5	25.2	154	71.7	
K287371		4.0	144	4.5	19.6	43	54.8	
K287372		12.3	319	5.5	20.1	44	68.1	
K287373		9.6	468	5.7	28.9	196	79.4	
K287374		0.6	4	0.1	0.9	16	<0.5	
K287375		8.3	357	3.7	28.5	106	78.7	
K287376		5.0	200	8.8	29.7	155	65.1	
K287377		3.5	216	3.9	31.7	87	67.3	
K287378		6.3	305	4.8	27.8	65	76.9	

***** See Appendix Page for comments regarding this certificate *****

ALS Canada Ltd.
2103 Dollarton Hwy
North Vancouver BC V7H 0A7
Phone: 604 984 0221 Fax: 604 984 0218 www.alsglobal.com

To: **SILVER RANGE RESOURCES LTD.**
C/O ARCHER, CATHRO & ASSOCIATES (1981) LIMITED
1016-510 W HASTINGS ST
VANCOUVER BC V6B 1L8

Project: KEG- (MAIN-GROUP 1)

Finalized Date: 5-SEP-2012
Account: RANSIL

CERTIFICATE OF ANALYSIS WH12193364

Method	CERTIFICATE COMMENTS
ME-MS61	Interference: Ca>10% on ICP-MS As, ICP-AES results shown.
ME-MS61	REE's may not be totally soluble in this method.

ALS Canada Ltd.

2103 Dollarton Hwy
North Vancouver BC V7H 0A7
Phone: 604 984 0221 Fax: 604 984 0218 www.alsglobal.com

To: **SILVER RANGE RESOURCES LTD.**
C/O ARCHER, CATHRO & ASSOCIATES (1981) LIMITED
1016-510 W HASTINGS ST
VANCOUVER BC V6B 1L8

Finalized Date: 3-SEP-2012
Account: RANSIL

CERTIFICATE WH12193365

Project: KEG (MAIN-GROUP 1)

P.O. No.: Batch 78

This report is for 36 Drill Core samples submitted to our lab in Whitehorse, YT, Canada on 18-AUG-2012.

The following have access to data associated with this certificate:

MATT DUMALA	JOAN MARIACHER	HEATHER SMITH

SAMPLE PREPARATION

ALS CODE	DESCRIPTION
WEI-21	Received Sample Weight
LOG-22	Sample login - Rcd w/o BarCode
CRU-31	Fine crushing - 70%<2mm
CRU-QC	Crushing QC Test
SPL-21	Split sample - riffle splitter
PUL-QC	Pulverizing QC Test
PUL-31	Pulverize split to 85%<75 um
LOG-22d	Sample login - Rcd w/o BarCode dup
SPL-21d	Split sample - duplicate
PUL-31d	Pulverize Split - duplicate
LOG-23	Pulp Login - Rcvd with Barcode

ANALYTICAL PROCEDURES

ALS CODE	DESCRIPTION	INSTRUMENT
Au-AA24	Au 50g FA AA finish	AAS
Sn-XRF05	Sn-Trace Level XRF Analysis	XRF
ME-MS61	48 element four acid ICP-MS	

To: **SILVER RANGE RESOURCES LTD.**
ATTN: JOAN MARIACHER
C/O ARCHER, CATHRO & ASSOCIATES (1981) LIMITED
1016-510 W HASTINGS ST
VANCOUVER BC V6B 1L8

This is the Final Report and supersedes any preliminary report with this certificate number. Results apply to samples as submitted. All pages of this report have been checked and approved for release.

***** See Appendix Page for comments regarding this certificate *****

Signature:

Colin Ramshaw, Vancouver Laboratory Manager

ALS Canada Ltd.
2103 Dollarton Hwy
North Vancouver BC V7H 0A7
Phone: 604 984 0221 Fax: 604 984 0218 www.alsglobal.com

To: **SILVER RANGE RESOURCES LTD.**
C/O ARCHER, CATHRO & ASSOCIATES (1981) LIMITED
1016-510 W HASTINGS ST
VANCOUVER BC V6B 1L8

Finalized Date: 3-SEP-2012
Account: RANSIL

Project: KEG (MAIN-GROUP 1)

CERTIFICATE OF ANALYSIS WH12193365

Sample Description	Method	WEI-21	Au-AA24	Sn-XRF05	ME-MS61	ME-MS61	ME-MS61	ME-MS61	ME-MS61	ME-MS61	ME-MS61	ME-MS61	ME-MS61	ME-MS61	ME-MS61	ME-MS61
	Analyte	Recvd Wt.	Au	Sn	Ag	Al	As	Ba	Be	Bi	Ca	Cd	Ce	Co	Cr	Cs
	Units	kg	ppm	ppm	ppm	%	ppm	ppm	ppm	ppm	%	ppm	ppm	ppm	ppm	ppm
	LOR	0.02	0.005	5	0.01	0.01	0.2	10	0.05	0.01	0.01	0.02	0.01	0.1	1	0.05
K285413		6.86	<0.005	15	0.26	4.00	22.6	1520	1.13	0.36	7.22	1.57	36.2	7.2	60	6.94
K285414		7.18	<0.005	20	0.36	3.85	16.1	1210	1.25	0.44	7.90	3.10	38.7	7.3	65	5.32
K285415		6.77	<0.005	24	0.41	4.76	24.0	920	1.17	0.50	9.67	9.03	48.2	8.7	87	13.80
K285416		3.40	<0.005	22	0.45	4.80	23.4	900	1.17	0.59	9.04	8.46	46.9	7.8	83	13.15
K285417		7.47	<0.005	14	0.48	4.26	15.3	670	1.07	0.54	9.48	5.11	43.4	7.0	69	5.67
K285418		7.54	<0.005	33	0.64	4.82	32.7	720	1.42	0.72	8.85	7.87	50.7	8.2	85	5.00
K285419		7.87	<0.005	36	2.60	4.34	32.3	860	1.32	4.93	9.18	4.27	45.4	7.2	62	8.10
K285420		7.01	<0.005	18	0.78	4.06	5	1480	1.26	1.23	13.40	7.64	43.4	6.5	55	7.01
K285421		0.26	<0.005	169	15.85	4.17	134.5	1500	1.18	49.2	7.85	63.2	46.7	7.0	66	5.78
K285422		7.30	<0.005	22	0.72	4.10	13	650	1.25	1.06	12.05	5.82	37.6	7.7	80	5.21
K285423		7.65	<0.005	32	0.87	4.14	20.7	510	1.13	1.89	9.77	4.60	41.3	6.2	66	4.47
K285424		7.47	0.005	27	1.84	4.76	34.5	660	1.42	4.12	6.40	2.15	50.9	8.1	75	7.39
K285425		7.74	<0.005	56	1.36	4.79	35.9	1000	1.31	2.43	8.41	3.06	50.2	8.0	71	6.65
K285426		8.18	<0.005	53	0.73	4.33	18.3	1080	1.26	1.01	8.34	2.78	42.8	6.1	69	4.22
K285427		<0.02	<0.005	53	0.69	4.47	16.7	1110	1.11	1.02	8.54	3.12	44.1	6.2	69	4.12
K285428		6.74	<0.005	15	0.56	4.02	10.2	570	1.11	0.45	9.71	2.41	42.0	7.0	55	3.55
K285429		7.56	<0.005	17	0.45	3.77	14	530	1.28	0.72	10.25	3.40	44.5	6.1	56	4.74
K285430		7.36	<0.005	12	0.45	3.00	74	330	0.99	0.44	15.40	4.48	38.5	4.3	40	3.20
K285431		7.87	<0.005	12	0.46	3.42	50	390	1.00	0.40	15.15	9.03	42.4	5.3	48	3.29
K285432		0.24	<0.005	168	15.10	4.19	135.5	1530	1.22	51.9	8.00	57.7	47.5	6.1	62	5.67
K285433		7.87	<0.005	15	0.66	4.49	8	460	1.25	0.36	11.05	5.55	42.7	7.6	86	3.66
K285434		7.35	<0.005	19	0.63	3.87	26	620	1.19	0.74	11.15	2.77	43.2	5.6	59	9.15
K285435		7.34	<0.005	21	0.75	4.51	13.9	600	1.64	1.05	8.74	3.61	50.5	6.8	67	5.00
K285436		7.25	<0.005	28	1.05	3.76	12	780	1.04	1.52	10.45	2.51	43.9	5.6	52	5.97
K285437		7.53	<0.005	48	6.22	4.92	15.7	930	1.39	12.75	7.23	4.37	53.8	8.0	82	16.00
K285438		1.72	<0.005	<5	0.12	0.07	<5	20	0.06	0.09	20.4	0.10	1.50	0.6	<1	0.20
K285439		6.52	<0.005	57	11.60	3.83	<5	880	1.21	23.8	11.00	11.10	46.7	5.4	55	3.39
K285440		7.51	<0.005	62	5.55	3.95	7.1	600	1.05	10.95	9.94	5.83	50.1	5.5	39	5.70
K285441		7.14	<0.005	51	3.42	4.81	3.7	980	1.51	6.54	7.17	4.65	61.2	7.5	73	5.24
K285442		7.48	<0.005	40	1.66	5.17	10.6	810	1.53	2.75	7.56	3.50	57.4	8.3	72	5.94
K285443		2.04	<0.005	<5	0.14	0.08	<5	20	0.09	0.09	20.8	0.08	1.17	0.6	<1	0.80
K285444		8.08	<0.005	55	1.66	4.82	9.8	1080	1.54	3.38	7.91	1.58	58.2	7.3	66	5.90
K285445		7.30	<0.005	39	4.14	5.02	226	810	1.75	8.19	5.41	8.42	53.2	8.1	74	9.02
K285446		7.06	<0.005	68	7.02	4.58	20.4	1260	1.58	14.15	7.49	13.30	54.1	7.5	59	8.94
K285447		7.12	<0.005	37	3.43	4.84	11.2	910	1.31	6.66	6.19	5.73	51.1	7.0	88	9.46
K285448		8.02	<0.005	116	1.23	5.05	63.5	720	1.37	1.88	6.22	4.72	52.0	9.0	75	6.80

***** See Appendix Page for comments regarding this certificate *****

ALS Canada Ltd.
2103 Dollarton Hwy
North Vancouver BC V7H 0A7
Phone: 604 984 0221 Fax: 604 984 0218 www.alsglobal.com

To: **SILVER RANGE RESOURCES LTD.**
C/O ARCHER, CATHRO & ASSOCIATES (1981) LIMITED
1016-510 W HASTINGS ST
VANCOUVER BC V6B 1L8

Finalized Date: 3-SEP-2012
Account: RANSIL

Project: KEG (MAIN-GROUP 1)

CERTIFICATE OF ANALYSIS WH12193365

Sample Description	Method	ME-MS61	ME-MS61	ME-MS61	ME-MS61	ME-MS61	ME-MS61	ME-MS61	ME-MS61	ME-MS61	ME-MS61	ME-MS61	ME-MS61	ME-MS61	ME-MS61	ME-MS61
	Analyte	Cu	Fe	Ga	Ge	Hf	In	K	La	Li	Mg	Mn	Mo	Na	Nb	Ni
	Units	ppm	%	ppm	ppm	ppm	ppm	%	ppm	ppm	%	ppm	ppm	%	ppm	ppm
	LOR	0.2	0.01	0.05	0.05	0.1	0.005	0.01	0.5	0.2	0.01	5	0.05	0.01	0.1	0.2
K285413		57.9	1.90	10.60	0.14	1.5	0.041	2.38	21.9	27.1	2.42	339	5.60	0.42	7.5	41.5
K285414		91.7	1.85	11.15	0.12	1.6	0.041	2.15	23.0	34.9	2.04	332	6.74	0.33	7.2	41.4
K285415		110.5	2.31	12.20	0.16	1.9	0.055	2.41	28.7	23.5	1.82	384	23.7	0.41	8.9	55.1
K285416		92.8	2.05	12.90	0.14	1.9	0.056	2.50	27.2	21.2	1.77	370	22.9	0.42	9.3	51.8
K285417		83.3	1.82	10.75	0.15	1.8	0.039	2.40	27.1	19.1	1.68	321	20.5	0.48	8.1	48.0
K285418		151.0	2.06	13.60	0.18	2.0	0.062	2.56	28.2	42.0	2.31	435	19.60	0.41	9.2	55.6
K285419		79.0	1.92	13.05	0.13	1.8	0.080	2.04	26.1	47.5	2.84	487	6.05	0.27	8.8	45.1
K285420		83.0	1.76	11.55	0.16	1.7	0.056	2.15	26.5	24.6	1.90	386	30.1	0.30	8.0	54.8
K285421		780	3.42	12.15	0.19	1.5	2.15	1.85	25.4	41.2	2.18	1700	13.85	0.24	8.5	45.5
K285422		91.7	2.10	10.85	0.16	1.6	0.042	1.78	24.8	35.1	2.04	408	42.4	0.27	7.0	62.1
K285423		83.0	1.90	10.80	0.14	2.3	0.065	1.68	26.2	33.8	2.54	680	5.47	0.23	7.2	35.0
K285424		96.7	2.13	13.20	0.15	1.9	0.059	2.12	30.5	31.7	2.49	521	8.71	0.27	8.1	62.9
K285425		100.0	2.21	13.50	0.14	2.3	0.052	2.16	29.4	52.6	2.60	745	8.89	0.31	9.1	42.9
K285426		87.5	1.95	10.75	0.12	2.5	0.050	2.50	26.6	44.3	2.43	644	6.08	0.36	7.9	35.3
K285427		92.3	2.03	10.30	0.12	1.8	0.042	2.57	26.2	44.4	2.51	659	5.72	0.37	7.5	35.8
K285428		86.5	1.95	11.05	0.14	1.7	0.055	1.94	25.4	25.0	2.35	383	5.18	0.48	6.9	34.4
K285429		58.3	1.72	11.00	0.12	1.7	0.057	2.08	26.9	40.1	2.59	380	5.42	0.43	7.2	39.3
K285430		42.1	1.39	8.19	0.12	1.6	0.046	1.61	23.3	41.1	1.92	444	20.6	0.35	6.4	38.0
K285431		45.0	1.57	9.17	0.13	1.6	0.067	1.90	24.3	45.5	1.88	402	28.0	0.43	6.9	50.6
K285432		800	3.44	11.45	0.16	1.7	2.36	1.87	24.3	38.3	2.20	1720	14.10	0.24	8.4	46.5
K285433		82.1	2.25	11.40	0.14	1.7	0.036	2.44	23.7	27.4	1.91	311	71.4	0.48	7.9	78.4
K285434		59.4	1.79	9.99	0.13	1.6	0.039	2.19	24.0	22.5	2.53	441	7.53	0.33	7.0	39.2
K285435		79.5	1.86	13.05	0.13	1.9	0.054	2.53	28.3	36.7	2.26	377	7.69	0.51	8.5	44.9
K285436		87.5	1.71	9.51	0.14	2.0	0.058	2.18	24.8	19.5	1.94	419	5.79	0.41	6.8	34.2
K285437		133.0	2.45	14.70	0.15	2.2	0.114	2.47	29.7	31.9	2.83	711	8.66	0.37	9.6	51.5
K285438		2.9	0.44	0.25	0.10	<0.1	0.007	0.04	0.8	1.3	12.65	200	0.27	0.01	0.2	2.0
K285439		91.8	2.04	10.65	0.20	1.8	0.212	2.00	27.8	58.5	3.05	960	4.97	0.24	7.9	32.8
K285440		82.6	1.88	10.95	0.17	1.9	0.117	1.79	27.0	44.7	2.59	855	4.49	0.36	8.5	34.9
K285441		122.0	2.25	13.70	0.18	2.2	0.126	2.70	34.3	36.2	2.48	639	8.11	0.41	9.7	51.2
K285442		142.5	2.41	14.40	0.18	2.1	0.082	2.94	32.0	27.7	2.26	536	6.67	0.51	9.9	59.5
K285443		2.2	0.49	0.36	0.09	<0.1	0.006	0.05	0.6	1.6	12.90	210	0.13	0.01	0.4	1.9
K285444		123.5	2.32	13.90	0.16	2.0	0.045	2.75	32.6	56.9	2.67	752	3.00	0.37	9.4	42.8
K285445		119.0	2.32	13.95	0.17	1.9	0.177	2.81	26.6	54.1	2.39	518	6.59	0.38	9.1	61.2
K285446		129.5	2.14	12.10	0.16	2.1	0.239	2.66	29.9	29.2	2.29	710	18.30	0.36	8.7	59.7
K285447		128.5	2.18	11.75	0.16	2.2	0.093	2.60	30.1	19.4	2.10	555	35.0	0.58	8.3	71.8
K285448		241	2.42	14.45	0.16	2.0	0.045	2.62	28.6	23.3	2.32	775	6.22	0.52	8.5	70.5

***** See Appendix Page for comments regarding this certificate *****

ALS Canada Ltd.
2103 Dollarton Hwy
North Vancouver BC V7H 0A7
Phone: 604 984 0221 Fax: 604 984 0218 www.alsglobal.com

To: **SILVER RANGE RESOURCES LTD.**
C/O ARCHER, CATHRO & ASSOCIATES (1981) LIMITED
1016-510 W HASTINGS ST
VANCOUVER BC V6B 1L8

Finalized Date: 3-SEP-2012
Account: RANSIL

Project: KEG (MAIN-GROUP 1)

CERTIFICATE OF ANALYSIS WH12193365

Sample Description	Method	ME-MS61	ME-MS61	ME-MS61	ME-MS61	ME-MS61	ME-MS61	ME-MS61	ME-MS61	ME-MS61	ME-MS61	ME-MS61	ME-MS61	ME-MS61	ME-MS61	ME-MS61
	Analyte	P	Pb	Rb	Re	S	Sb	Sc	Se	Sn	Sr	Ta	Te	Th	Ti	Tl
	Units	ppm	ppm	ppm	ppm	%	ppm	ppm	ppm	ppm	ppm	ppm	ppm	ppm	%	ppm
	LOR	10	0.5	0.1	0.002	0.01	0.05	0.1	1	0.2	0.2	0.05	0.05	0.2	0.005	0.02
K285413		1050	15.3	113.5	0.011	0.51	5.17	8.6	13	13.7	321	0.56	0.05	6.2	0.254	1.17
K285414		1200	22.7	104.0	0.012	0.55	6.39	8.3	16	15.0	300	0.53	<0.05	6.1	0.235	1.07
K285415		1370	25.1	112.0	0.034	0.76	7.57	9.4	17	22.0	300	0.68	<0.05	7.5	0.307	1.14
K285416		1230	28.1	120.0	0.036	0.64	7.56	9.2	19	22.0	305	0.71	<0.05	7.8	0.307	1.26
K285417		1450	34.6	118.5	0.024	0.73	5.97	8.2	17	12.5	296	0.61	0.08	6.8	0.265	1.17
K285418		1670	29.6	125.0	0.026	0.63	6.97	10.4	18	33.6	308	0.70	0.07	7.4	0.299	1.25
K285419		1610	152.0	105.5	0.012	0.48	6.11	9.9	17	35.9	255	0.61	0.07	7.2	0.273	1.17
K285420		2860	59.2	105.5	0.031	0.60	5.64	8.3	17	18.6	373	0.62	0.06	6.6	0.258	1.01
K285421		1140	1060	86.0	0.022	0.98	9.55	8.6	31	151.5	208	0.66	0.31	6.9	0.282	0.85
K285422		1900	35.0	81.3	0.075	0.83	3.81	8.4	17	16.7	327	0.56	<0.05	6.3	0.251	0.83
K285423		1960	67.5	88.7	0.011	0.69	4.47	8.2	12	28.7	266	0.55	<0.05	6.4	0.264	0.82
K285424		1880	129.5	108.5	0.013	0.85	6.20	10.1	17	23.8	258	0.63	0.05	7.7	0.295	1.08
K285425		2290	102.0	107.0	0.013	0.75	5.65	9.8	13	52.8	309	0.73	0.05	7.9	0.312	1.11
K285426		2300	68.1	114.5	0.011	0.64	5.38	8.5	14	46.7	325	0.59	0.06	6.9	0.289	1.06
K285427		2390	68.6	118.5	0.008	0.66	5.46	8.1	12	43.7	338	0.60	<0.05	7.0	0.294	1.08
K285428		1540	95.6	90.7	0.006	0.73	8.93	8.1	19	11.4	299	0.54	0.07	6.7	0.244	0.92
K285429		1770	66.2	115.0	0.008	0.45	5.09	8.7	12	13.6	314	0.53	<0.05	6.7	0.229	1.22
K285430		1720	64.1	91.3	0.020	0.37	44.1	6.1	11	10.4	296	0.48	0.05	5.4	0.206	0.90
K285431		2400	52.0	106.0	0.026	0.50	17.30	6.7	12	10.5	340	0.51	0.07	5.9	0.232	1.00
K285432		1150	1070	92.8	0.018	0.99	8.57	8.3	24	156.0	209	0.66	0.32	7.4	0.290	0.93
K285433		2070	26.0	119.5	0.116	0.91	8.78	8.9	16	10.1	379	0.62	<0.05	6.9	0.278	1.19
K285434		1880	46.1	112.5	0.010	0.40	4.94	8.4	12	19.1	303	0.53	<0.05	6.5	0.244	1.19
K285435		1970	78.3	134.0	0.014	0.65	6.14	9.8	16	21.6	313	0.61	0.06	7.6	0.279	1.36
K285436		1990	68.4	111.0	0.008	0.67	4.28	7.3	11	26.2	281	0.52	0.06	6.2	0.235	1.07
K285437		2360	390	129.5	0.012	0.89	6.37	11.1	23	52.2	263	0.73	0.12	8.6	0.318	1.43
K285438		190	3.3	2.1	<0.002	<0.01	0.12	0.3	<1	0.3	45.5	<0.05	<0.05	<0.2	<0.005	0.08
K285439		2330	796	108.0	0.016	0.54	11.85	7.9	42	57.0	308	0.59	0.29	6.5	0.263	1.06
K285440		1330	386	99.0	0.008	0.52	5.99	7.3	17	69.0	276	0.67	0.09	7.3	0.277	1.09
K285441		2460	259	132.5	0.012	0.85	5.70	10.8	18	57.7	318	0.72	0.07	8.7	0.303	1.31
K285442		1900	118.5	154.5	0.018	0.99	7.37	10.6	19	40.5	324	0.73	0.07	9.0	0.327	1.56
K285443		180	2.6	3.9	<0.002	<0.01	0.08	0.3	<1	0.5	43.0	<0.05	<0.05	<0.2	<0.005	0.05
K285444		2080	145.0	148.0	0.006	0.85	13.00	10.4	9	57.1	300	0.68	0.06	8.2	0.308	1.43
K285445		1420	358	156.5	0.018	1.01	36.0	10.6	23	38.9	503	0.67	0.10	8.4	0.313	1.71
K285446		1880	637	132.5	0.020	0.84	6.90	9.3	19	72.3	556	0.65	0.14	8.1	0.291	1.35
K285447		2570	417	117.5	0.025	0.93	3.94	9.1	17	38.4	354	0.72	0.08	8.2	0.309	1.34
K285448		1520	100.5	131.0	0.012	1.09	4.82	10.4	15	128.0	301	0.64	0.07	8.3	0.294	1.46

***** See Appendix Page for comments regarding this certificate *****

ALS Canada Ltd.
2103 Dollarton Hwy
North Vancouver BC V7H 0A7
Phone: 604 984 0221 Fax: 604 984 0218 www.alsglobal.com

To: **SILVER RANGE RESOURCES LTD.**
C/O ARCHER, CATHRO & ASSOCIATES (1981) LIMITED
1016- 510 W HASTINGS ST
VANCOUVER BC V6B 1L8

Finalized Date: 3- SEP- 2012
Account: RANSIL

Project: KEG (MAIN- GROUP 1)

CERTIFICATE OF ANALYSIS WH12193365

Sample Description	Method / Analyte / Units / LOR	ME- MS61 U ppm 0.1	ME- MS61 V ppm 1	ME- MS61 W ppm 0.1	ME- MS61 Y ppm 0.1	ME- MS61 Zn ppm 2	ME- MS61 Zr ppm 0.5
K285413		2.7	115	1.0	20.7	137	53.0
K285414		3.4	116	1.1	22.7	222	47.5
K285415		4.7	389	1.5	26.9	551	64.4
K285416		4.8	374	1.6	25.7	532	60.8
K285417		4.5	292	1.1	24.9	319	61.8
K285418		4.8	312	1.6	29.2	480	66.9
K285419		3.5	122	1.4	23.3	314	61.6
K285420		6.2	324	1.2	26.0	408	51.0
K285421		3.4	134	3.1	24.4	3170	45.6
K285422		7.0	409	1.3	26.0	344	52.0
K285423		3.1	120	1.1	25.8	345	55.2
K285424		3.8	155	1.2	31.6	183	63.0
K285425		3.8	147	1.4	31.5	237	70.4
K285426		3.2	120	1.0	26.1	249	56.1
K285427		3.4	123	1.0	26.8	279	56.7
K285428		3.0	107	0.9	24.8	189	53.5
K285429		3.8	108	1.0	30.7	247	55.8
K285430		4.3	229	2.8	26.8	266	51.9
K285431		5.5	290	1.7	28.0	546	83.6
K285432		3.5	137	3.0	26.2	3210	49.3
K285433		8.5	583	1.3	29.6	315	59.6
K285434		3.8	133	0.9	27.7	225	56.2
K285435		3.9	140	1.1	32.2	270	67.3
K285436		3.0	96	0.9	28.3	196	56.5
K285437		4.0	142	1.3	35.8	325	73.9
K285438		0.4	3	0.1	1.1	19	0.8
K285439		3.3	101	1.0	32.4	782	57.2
K285440		3.3	106	1.0	27.4	415	59.0
K285441		5.0	154	1.3	39.8	317	80.2
K285442		4.3	140	1.2	35.2	251	77.1
K285443		0.4	2	0.1	0.9	13	<0.5
K285444		3.4	108	1.2	35.5	137	70.3
K285445		3.8	143	1.7	30.3	605	66.7
K285446		4.6	204	1.2	33.4	892	67.5
K285447		5.5	340	1.2	35.3	437	66.0
K285448		3.5	141	1.3	33.6	400	67.7

***** See Appendix Page for comments regarding this certificate *****

ALS Canada Ltd.
2103 Dollarton Hwy
North Vancouver BC V7H 0A7
Phone: 604 984 0221 Fax: 604 984 0218 www.alsglobal.com

To: **SILVER RANGE RESOURCES LTD.**
C/O ARCHER, CATHRO & ASSOCIATES (1981) LIMITED
1016-510 W HASTINGS ST
VANCOUVER BC V6B 1L8

Project: KEG (MAIN-GROUP 1)

Finalized Date: 3-SEP-2012
Account: RANSIL

CERTIFICATE OF ANALYSIS WH12193365

Method	CERTIFICATE COMMENTS
ME-MS61	Interference: Ca>10% on ICP-MS As, ICP-AES results shown.
ME-MS61	REE's may not be totally soluble in this method.

ALS Canada Ltd.
2103 Dollarton Hwy
North Vancouver BC V7H 0A7
Phone: 604 984 0221 Fax: 604 984 0218 www.alsglobal.com

To: **SILVER RANGE RESOURCES LTD.**
C/O ARCHER, CATHRO & ASSOCIATES (1981) LIMITED
1016-510 W HASTINGS ST
VANCOUVER BC V6B 1L8

Finalized Date: 4-SEP-2012
Account: RANSIL

CERTIFICATE WH12193370

Project: SNAP Group 5

P.O. No.: Batch 31

This report is for 36 Drill Core samples submitted to our lab in Whitehorse, YT, Canada on 17-AUG-2012.

The following have access to data associated with this certificate:

MATT DUMALA	JOAN MARIACHER	HEATHER SMITH

SAMPLE PREPARATION

ALS CODE	DESCRIPTION
WEI-21	Received Sample Weight
LOG-22	Sample login - Rcd w/o BarCode
CRU-31	Fine crushing - 70%<2mm
CRU-QC	Crushing QC Test
SPL-21	Split sample - riffle splitter
PUL-QC	Pulverizing QC Test
PUL-31	Pulverize split to 85%<75 um
LOG-22d	Sample login - Rcd w/o BarCode dup
SPL-21d	Split sample - duplicate
PUL-31d	Pulverize Split - duplicate
LOG-23	Pulp Login - Rcvd with Barcode

ANALYTICAL PROCEDURES

ALS CODE	DESCRIPTION	INSTRUMENT
Au-AA24	Au 50g FA AA finish	AAS
ME-OG62	Ore Grade Elements - Four Acid	ICP-AES
Sn-XRF05	Sn-Trace Level XRF Analysis	XRF
ME-MS61	48 element four acid ICP-MS	
Ag-OG62	Ore Grade Ag - Four Acid	VARIABLE
Pb-OG62	Ore Grade Pb - Four Acid	VARIABLE
Zn-OG62	Ore Grade Zn - Four Acid	VARIABLE

To: **SILVER RANGE RESOURCES LTD.**
ATTN: JOAN MARIACHER
C/O ARCHER, CATHRO & ASSOCIATES (1981) LIMITED
1016-510 W HASTINGS ST
VANCOUVER BC V6B 1L8

This is the Final Report and supersedes any preliminary report with this certificate number. Results apply to samples as submitted. All pages of this report have been checked and approved for release.

***** See Appendix Page for comments regarding this certificate *****

Signature:

Colin Ramshaw, Vancouver Laboratory Manager

ALS Canada Ltd.
2103 Dollarton Hwy
North Vancouver BC V7H 0A7
Phone: 604 984 0221 Fax: 604 984 0218 www.alsglobal.com

To: **SILVER RANGE RESOURCES LTD.**
C/O ARCHER, CATHRO & ASSOCIATES (1981) LIMITED
1016-510 W HASTINGS ST
VANCOUVER BC V6B 1L8

Finalized Date: 4-SEP-2012
Account: RANSIL

Project: SNAP Group 5

CERTIFICATE OF ANALYSIS WH12193370

Sample Description	Method / Analyte / Units / LOR	WEI-21 Recvd Wt. kg 0.02	Au-AA24 Au ppm 0.005	Sn-XRF05 Sn ppm 5	ME-MS61 Ag ppm 0.01	ME-MS61 Al % 0.01	ME-MS61 As ppm 0.2	ME-MS61 Ba ppm 10	ME-MS61 Be ppm 0.05	ME-MS61 Bi ppm 0.01	ME-MS61 Ca % 0.01	ME-MS61 Cd ppm 0.02	ME-MS61 Ce ppm 0.01	ME-MS61 Co ppm 0.1	ME-MS61 Cr ppm 1	ME-MS61 Cs ppm 0.05
K979391		1.45	<0.005	14	0.59	7.47	42.2	500	6.39	1.49	0.70	2.01	72.9	5.4	8	17.75
K979392		1.19	<0.005	8	0.02	7.57	1.6	560	5.99	0.50	0.80	1.28	75.0	5.0	7	14.65
K979393		2.58	<0.005	8	0.16	7.48	7.2	520	5.72	0.46	0.67	0.59	60.5	3.8	9	14.75
K979394		0.26	0.103	5	64.6	4.94	2560	610	0.81	3.94	6.94	130.0	31.3	12.8	40	3.05
K979395		2.76	<0.005	17	1.06	8.13	186.5	500	6.54	0.91	0.26	0.77	77.0	3.8	7	23.0
K979396		2.92	<0.005	7	0.05	7.65	2.8	480	6.54	0.60	0.83	2.16	63.8	4.4	9	12.70
K979397		4.08	<0.005	53	1.93	7.74	137.0	470	6.69	1.39	0.40	9.40	73.6	2.2	7	23.6
K979398		1.17	0.007	66	9.38	7.32	1085	350	4.88	0.70	0.04	3.06	74.7	1.2	6	20.1
K979399		2.72	<0.005	<5	0.03	0.07	<5	20	0.07	0.03	20.5	0.08	1.28	1.4	<1	0.26
K979400		1.76	0.081	65	1.66	7.36	1775	290	6.30	0.71	0.09	5.76	69.6	1.0	8	34.0
M653151		1.71	<0.005	24	1.23	7.84	623	180	6.21	0.76	0.03	3.09	81.1	1.1	9	20.3
M653152		2.34	0.076	151	14.35	6.25	3030	130	5.09	1.59	0.04	5.55	80.2	1.5	6	29.1
M653153		3.62	<0.005	11	0.81	7.98	225	350	5.72	1.07	0.22	3.65	74.2	1.7	7	16.15
M653154		1.34	<0.005	33	2.82	7.59	72.1	410	5.82	0.96	0.24	4.94	81.4	2.8	10	25.4
M653155		3.24	0.029	104	8.46	6.99	655	120	5.22	0.70	0.25	10.85	62.4	2.8	9	23.1
M653156		1.63	<0.005	119	8.68	6.97	207	110	5.39	0.71	0.25	9.78	62.1	2.9	9	23.1
M653157		1.60	<0.005	47	2.37	6.94	8.6	120	8.66	1.41	0.86	10.90	59.7	1.8	7	16.65
M653158		1.57	<0.005	63	7.52	7.23	56.1	150	5.65	0.85	0.28	10.10	70.5	3.8	10	22.6
M653159		3.09	<0.005	24	0.81	7.52	19.9	480	6.37	0.62	0.46	2.03	74.5	1.9	11	15.25
M653160		2.16	<0.005	108	4.59	7.86	184.0	190	6.75	0.65	0.20	11.20	81.0	2.8	11	23.9
M653161		1.21	0.024	482	28.0	6.17	1585	70	3.89	0.61	0.10	80.4	73.3	4.0	11	24.3
M653162		1.49	0.087	397	>100	4.33	4750	110	2.91	1.46	0.18	117.5	48.1	2.8	9	24.3
M653163		<0.02	0.084	384	>100	4.66	4960	120	2.85	1.42	0.20	124.0	43.1	2.7	9	24.2
M653164		1.52	<0.005	17	1.83	7.03	88.9	460	3.41	0.58	0.18	0.97	65.9	1.3	12	26.3
M653165		3.17	<0.005	9	0.75	7.26	17.8	580	4.56	0.49	0.25	0.63	66.5	1.9	12	21.6
M653166		2.93	<0.005	25	1.18	6.91	26.8	390	4.64	0.58	0.47	1.86	63.2	3.4	12	23.8
M653167		1.36	<0.005	17	0.55	7.66	29.4	580	4.91	0.67	0.49	2.83	80.6	3.3	13	18.90
M653168		0.26	0.091	6	61.6	4.77	2630	610	0.68	3.51	7.17	132.0	28.6	13.1	40	2.96
M653169		4.02	<0.005	9	0.09	7.30	8.8	560	3.91	0.51	1.02	1.17	75.2	6.1	13	11.50
M653170		3.04	<0.005	8	0.09	7.27	2.8	570	3.82	0.41	0.99	0.24	77.1	7.2	23	9.83
M653171		3.78	<0.005	12	0.21	7.86	9.0	590	3.59	0.52	0.45	1.00	84.9	9.1	13	11.85
M653172		3.79	<0.005	15	0.18	7.28	5.0	600	3.90	0.43	0.64	1.80	74.0	6.6	13	11.25
M653173		4.62	<0.005	<5	0.01	0.05	<5	10	0.05	0.02	21.8	0.06	1.16	1.2	<1	0.21
M653174		2.50	<0.005	8	0.07	7.50	2.1	590	4.38	0.33	1.12	4.23	82.7	6.1	13	11.10
M653175		3.48	<0.005	19	0.90	7.50	9.4	580	5.72	0.43	0.41	8.01	69.4	3.5	12	19.95
M653176		4.63	<0.005	27	1.16	7.21	9.1	540	5.90	0.53	0.78	12.40	70.3	4.0	11	16.40

***** See Appendix Page for comments regarding this certificate *****

ALS Canada Ltd.
2103 Dollarton Hwy
North Vancouver BC V7H 0A7
Phone: 604 984 0221 Fax: 604 984 0218 www.alsglobal.com

To: **SILVER RANGE RESOURCES LTD.**
C/O ARCHER, CATHRO & ASSOCIATES (1981) LIMITED
1016-510 W HASTINGS ST
VANCOUVER BC V6B 1L8

Finalized Date: 4-SEP-2012
Account: RANSIL

Project: SNAP Group 5

CERTIFICATE OF ANALYSIS WH12193370

Sample Description	Method	ME-MS61	ME-MS61	ME-MS61	ME-MS61	ME-MS61	ME-MS61	ME-MS61	ME-MS61	ME-MS61	ME-MS61	ME-MS61	ME-MS61	ME-MS61	ME-MS61	ME-MS61
	Analyte	Cu	Fe	Ga	Ge	Hf	In	K	La	Li	Mg	Mn	Mo	Na	Nb	Ni
	Units	ppm	%	ppm	ppm	ppm	ppm	%	ppm	ppm	%	ppm	ppm	%	ppm	ppm
	LOR	0.2	0.01	0.05	0.05	0.1	0.005	0.01	0.5	0.2	0.01	5	0.05	0.01	0.1	0.2
K979391		15.5	1.46	25.7	0.19	1.7	0.045	4.05	35.3	60.8	0.31	1220	0.44	1.87	10.3	4.6
K979392		1.8	1.51	26.5	0.21	1.8	0.041	3.93	37.0	60.5	0.30	1840	0.38	2.01	9.6	5.5
K979393		4.2	1.49	26.7	0.21	1.7	0.043	3.96	29.0	38.4	0.25	995	0.34	1.94	8.3	5.5
K979394		1020	3.71	10.70	0.19	1.4	0.086	1.38	16.2	17.4	0.72	2770	5.14	1.24	4.1	29.2
K979395		10.1	1.86	27.0	0.18	1.7	0.055	4.42	39.0	53.6	0.29	354	0.35	1.01	8.3	3.3
K979396		5.6	1.57	26.1	0.17	1.8	0.035	3.77	31.6	61.9	0.30	1020	0.40	2.17	8.5	5.1
K979397		5.4	1.81	25.8	0.19	1.9	1.540	4.44	37.2	47.8	0.25	906	0.38	0.72	12.3	3.2
K979398		4.9	2.41	22.6	0.21	2.0	3.11	4.09	38.6	41.5	0.25	496	0.46	0.09	8.5	2.2
K979399		1.9	0.48	0.34	0.16	<0.1	0.009	0.03	0.6	1.2	13.25	219	0.11	0.01	0.3	2.9
K979400		6.0	1.93	24.0	0.24	1.7	0.715	3.94	34.9	55.0	0.30	479	0.23	0.07	8.5	2.2
M653151		3.2	2.01	24.6	0.25	1.9	1.110	3.56	40.0	70.1	0.30	506	0.25	0.05	10.4	2.4
M653152		26.5	5.86	19.75	0.26	1.6	13.05	2.92	45.2	46.0	0.25	482	0.56	0.04	6.8	2.5
M653153		5.0	1.92	23.1	0.20	1.9	0.551	3.24	35.8	49.5	0.18	1210	0.23	0.09	9.9	5.2
M653154		7.3	2.15	24.4	0.22	1.7	0.385	4.21	39.8	71.0	0.27	2070	0.28	0.10	11.2	4.8
M653155		17.4	2.67	21.9	0.20	1.6	1.535	3.19	31.5	40.5	0.28	596	0.29	0.14	8.3	3.5
M653156		14.1	2.67	22.1	0.20	1.6	1.615	3.16	31.3	42.2	0.28	575	0.32	0.15	7.7	3.7
M653157		5.8	2.53	21.1	0.20	1.4	0.177	2.58	29.7	58.8	0.36	7350	0.62	0.03	7.9	3.4
M653158		9.1	2.86	24.1	0.21	1.5	1.795	3.49	35.3	38.2	0.30	3440	0.39	0.04	8.4	5.2
M653159		5.4	2.00	24.6	0.22	1.6	0.094	4.40	35.2	48.1	0.30	3720	0.32	0.13	8.4	3.5
M653160		14.6	2.45	25.8	0.23	1.5	1.365	3.78	40.2	41.4	0.30	660	0.31	0.06	8.3	4.6
M653161		42.1	6.70	23.1	0.28	1.3	51.4	2.66	36.7	32.1	0.22	618	0.35	0.03	7.4	5.5
M653162		64.5	9.56	19.15	0.20	1.0	89.4	2.16	21.9	37.8	0.16	4770	0.35	0.04	6.2	2.9
M653163		68.1	10.55	18.75	0.21	1.1	93.6	2.36	19.2	38.8	0.18	5500	0.29	0.04	6.1	2.7
M653164		8.1	2.07	25.8	0.15	1.5	0.670	4.87	29.1	27.2	0.27	461	0.32	0.12	10.4	2.1
M653165		11.2	2.00	26.3	0.16	1.6	0.200	4.78	30.1	39.4	0.23	1520	0.39	0.17	11.4	3.7
M653166		9.2	1.87	25.7	0.16	1.6	0.539	4.21	28.7	34.1	0.29	3570	0.32	0.14	12.3	4.4
M653167		12.4	1.94	30.1	0.20	1.8	0.259	4.48	38.0	44.4	0.32	1610	0.48	0.76	13.3	4.8
M653168		1050	3.88	11.60	0.14	1.3	0.084	1.41	13.6	14.7	0.70	2860	5.20	1.27	4.6	24.5
M653169		9.4	1.77	28.3	0.18	1.6	0.135	3.93	34.8	38.8	0.42	2070	0.43	1.99	12.6	8.3
M653170		7.5	1.72	27.5	0.20	1.6	0.056	3.90	35.8	39.0	0.41	1640	0.41	1.95	12.8	8.5
M653171		8.7	1.92	30.1	0.19	1.7	0.052	4.12	39.0	45.9	0.41	1660	0.59	0.73	14.4	6.7
M653172		7.2	1.84	27.6	0.20	1.6	0.061	3.98	34.4	38.2	0.36	1880	0.50	1.38	12.4	6.2
M653173		1.9	0.50	0.27	0.10	<0.1	0.007	0.03	0.5	0.9	13.25	221	0.10	0.01	0.3	0.6
M653174		3.8	1.89	28.6	0.24	1.7	0.052	3.86	37.7	49.1	0.42	2000	0.41	2.09	13.8	6.9
M653175		14.0	2.73	26.8	0.21	1.5	0.351	4.49	31.6	41.8	0.29	1520	0.37	0.42	10.2	5.2
M653176		9.8	3.04	25.4	0.21	1.6	1.190	4.38	31.7	60.8	0.35	2410	0.36	0.62	9.8	4.3

***** See Appendix Page for comments regarding this certificate *****

ALS Canada Ltd.
2103 Dollarton Hwy
North Vancouver BC V7H 0A7
Phone: 604 984 0221 Fax: 604 984 0218 www.alsglobal.com

To: **SILVER RANGE RESOURCES LTD.**
C/O ARCHER, CATHRO & ASSOCIATES (1981) LIMITED
1016-510 W HASTINGS ST
VANCOUVER BC V6B 1L8

Finalized Date: 4-SEP-2012
Account: RANSIL

Project: SNAP Group 5

CERTIFICATE OF ANALYSIS WH12193370

Sample Description	Method	ME-MS61	ME-MS61	ME-MS61	ME-MS61	ME-MS61	ME-MS61	ME-MS61	ME-MS61	ME-MS61	ME-MS61	ME-MS61	ME-MS61	ME-MS61	ME-MS61	ME-MS61
	Analyte	P	Pb	Rb	Re	S	Sb	Sc	Se	Sn	Sr	Ta	Te	Th	Ti	Tl
	Units	ppm	ppm	ppm	ppm	%	ppm	ppm	ppm	ppm	ppm	ppm	ppm	ppm	%	ppm
	LOR	10	0.5	0.1	0.002	0.01	0.05	0.1	1	0.2	0.2	0.05	0.05	0.2	0.005	0.02
K979391		630	45.4	312	<0.002	0.02	1.05	4.4	1	12.6	146.5	0.92	<0.05	19.9	0.181	2.73
K979392		540	41.5	261	<0.002	<0.01	0.34	6.3	1	7.0	166.0	0.71	<0.05	19.1	0.196	1.70
K979393		560	40.6	269	<0.002	<0.01	0.45	5.7	1	7.2	152.0	0.78	<0.05	17.9	0.180	2.01
K979394		660	>10000	66.8	0.003	2.66	56.2	8.7	5	2.9	437	0.33	0.19	4.4	0.211	0.77
K979395		650	67.3	357	<0.002	0.08	2.72	5.9	1	14.5	106.0	0.91	<0.05	18.7	0.174	3.34
K979396		610	40.6	260	<0.002	0.02	0.42	5.6	1	7.3	167.0	0.86	<0.05	17.1	0.195	1.77
K979397		630	364	377	<0.002	0.43	3.25	5.5	1	36.6	95.8	1.90	<0.05	19.4	0.166	4.34
K979398		510	1760	375	<0.002	0.31	16.00	4.0	1	53.6	122.0	1.01	<0.05	18.1	0.134	5.65
K979399		190	3.2	2.5	<0.002	0.01	0.09	0.4	1	0.2	38.1	<0.05	<0.05	<0.2	<0.005	<0.02
K979400		460	242	412	<0.002	0.22	20.6	4.7	1	70.3	62.5	1.09	<0.05	17.4	0.149	7.21
M653151		450	178.0	438	<0.002	0.18	11.00	5.3	1	25.8	137.0	1.15	<0.05	20.0	0.175	5.26
M653152		880	3840	300	<0.002	0.65	44.9	3.8	1	65.6	449	0.77	<0.05	19.7	0.115	5.97
M653153		690	70.3	250	<0.002	0.26	3.05	5.3	1	9.7	70.0	1.06	<0.05	20.9	0.171	2.98
M653154		500	481	359	<0.002	1.31	4.29	5.8	1	32.2	56.1	1.15	<0.05	21.1	0.206	6.28
M653155		680	949	337	<0.002	2.36	11.80	4.6	1	62.3	15.5	1.46	<0.05	16.7	0.133	6.96
M653156		680	1135	329	<0.002	2.41	8.90	4.8	1	61.5	15.5	1.32	<0.05	16.4	0.132	7.05
M653157		520	349	328	<0.002	0.78	2.87	5.1	1	39.2	24.0	1.31	<0.05	15.6	0.149	5.81
M653158		490	1335	356	<0.002	2.27	8.38	6.5	1	45.3	18.7	0.95	<0.05	18.3	0.180	7.08
M653159		520	124.0	376	<0.002	0.39	1.85	7.3	2	21.1	78.0	1.06	<0.05	19.3	0.207	4.95
M653160		560	753	404	<0.002	1.38	10.70	7.9	2	70.6	26.0	1.11	<0.05	20.0	0.207	9.06
M653161		250	4700	278	<0.002	8.05	39.6	5.7	2	169.5	8.3	1.00	<0.05	18.1	0.192	6.95
M653162		360	>10000	227	<0.002	>10.0	167.5	3.3	2	163.5	17.6	0.74	<0.05	10.6	0.127	5.22
M653163		390	>10000	236	<0.002	>10.0	171.5	3.2	2	136.5	17.1	0.71	<0.05	9.7	0.139	5.15
M653164		430	256	402	<0.002	1.06	6.77	5.9	1	17.4	51.7	1.15	<0.05	15.8	0.201	6.79
M653165		580	108.0	383	<0.002	0.29	2.38	6.0	1	9.1	76.3	1.50	<0.05	17.1	0.205	5.13
M653166		710	242	367	<0.002	0.61	2.83	5.4	1	23.7	50.6	2.33	<0.05	16.2	0.183	5.44
M653167		590	89.8	359	<0.002	0.25	2.01	7.4	1	13.5	113.0	1.64	<0.05	20.5	0.228	4.04
M653168		660	>10000	66.0	0.002	2.76	54.5	8.3	4	2.8	434	0.31	0.17	4.0	0.216	0.76
M653169		510	52.8	253	<0.002	0.16	0.58	6.7	1	6.3	199.5	1.24	<0.05	19.1	0.230	2.01
M653170		510	49.7	250	<0.002	0.08	0.59	6.9	1	6.5	197.5	1.22	<0.05	19.2	0.233	1.94
M653171		580	62.3	271	<0.002	0.17	1.25	8.5	1	8.5	125.0	1.34	<0.05	21.5	0.261	2.36
M653172		510	61.3	258	<0.002	0.13	1.06	7.0	1	8.5	159.0	1.05	<0.05	19.3	0.222	2.04
M653173		190	2.3	1.8	<0.002	<0.01	<0.05	0.3	1	<0.2	38.7	<0.05	<0.05	<0.2	<0.005	<0.02
M653174		510	47.0	246	<0.002	0.13	1.05	7.0	1	6.3	207	1.15	<0.05	20.2	0.245	1.75
M653175		540	273	347	<0.002	0.36	2.00	6.9	1	17.6	83.6	0.88	<0.05	18.7	0.207	4.62
M653176		500	298	336	<0.002	0.68	1.81	6.1	1	22.8	95.1	1.06	<0.05	17.2	0.194	3.83

***** See Appendix Page for comments regarding this certificate *****

ALS Canada Ltd.
2103 Dollarton Hwy
North Vancouver BC V7H 0A7
Phone: 604 984 0221 Fax: 604 984 0218 www.alsglobal.com

To: **SILVER RANGE RESOURCES LTD.**
C/O ARCHER, CATHRO & ASSOCIATES (1981) LIMITED
1016-510 W HASTINGS ST
VANCOUVER BC V6B 1L8

Finalized Date: 4-SEP-2012
Account: RANSIL

Project: SNAP Group 5

CERTIFICATE OF ANALYSIS WH12193370

Sample Description	Method	ME-MS61	ME-MS61	ME-MS61	ME-MS61	ME-MS61	ME-MS61	Ag-OG62	Pb-OG62	Zn-OG62
	Analyte	U	V	W	Y	Zn	Zr	Ag	Pb	Zn
	Units	ppm	ppm	ppm	ppm	ppm	ppm	ppm	%	%
	LOR	0.1	1	0.1	0.1	2	0.5	1	0.001	0.001
K979391		21.8	26	3.7	14.1	223	58.7			
K979392		9.2	22	1.9	12.7	390	69.1			
K979393		9.5	23	1.9	11.8	368	65.9			
K979394		2.1	62	9.0	13.1	>10000	42.4		1.930	1.935
K979395		11.2	27	2.6	11.7	385	60.2			
K979396		10.0	28	1.1	12.4	418	67.5			
K979397		11.8	21	2.3	9.8	728	70.2			
K979398		10.8	16	4.0	6.7	411	71.3			
K979399		0.6	3	0.1	0.9	13	0.5			
K979400		11.6	21	5.6	9.7	278	63.4			
M653151		9.8	22	4.6	7.8	417	69.1			
M653152		16.9	16	4.6	5.5	549	57.8			
M653153		14.1	21	4.4	12.0	885	71.1			
M653154		13.0	27	3.4	10.3	1260	63.5			
M653155		9.4	19	4.2	7.7	1310	55.9			
M653156		10.0	18	4.1	7.5	1250	57.0			
M653157		7.0	22	4.6	11.9	3820	49.4			
M653158		8.6	25	6.8	8.9	2870	55.8			
M653159		7.6	27	3.9	10.7	2360	61.5			
M653160		11.5	28	5.5	9.6	1520	60.8			
M653161		11.0	30	6.7	7.2	>10000	49.0			1.565
M653162		6.5	17	7.3	5.8	>10000	34.7	151	3.16	1.895
M653163		7.0	19	5.9	5.4	>10000	35.3	145	2.95	1.915
M653164		5.3	28	3.5	4.4	251	55.7			
M653165		8.0	27	3.0	7.7	748	57.4			
M653166		7.2	25	4.1	9.6	875	57.0			
M653167		9.1	31	3.7	10.5	578	68.9			
M653168		1.6	64	9.4	12.0	>10000	45.2		1.940	2.06
M653169		7.3	31	1.7	10.6	608	64.4			
M653170		6.1	31	1.8	10.1	621	64.5			
M653171		7.9	36	7.9	11.4	538	65.9			
M653172		7.2	29	3.1	10.3	815	64.0			
M653173		0.7	1	0.1	0.8	16	<0.5			
M653174		6.7	32	1.2	10.2	1300	66.2			
M653175		7.5	29	3.2	9.1	1270	60.0			
M653176		7.1	26	3.7	9.8	3770	58.8			

***** See Appendix Page for comments regarding this certificate *****

ALS Canada Ltd.
2103 Dollarton Hwy
North Vancouver BC V7H 0A7
Phone: 604 984 0221 Fax: 604 984 0218 www.alsglobal.com

To: **SILVER RANGE RESOURCES LTD.**
C/O ARCHER, CATHRO & ASSOCIATES (1981) LIMITED
1016- 510 W HASTINGS ST
VANCOUVER BC V6B 1L8

Project: SNAP Group 5

Page: Appendix 1
Total # Appendix Pages: 1
Finalized Date: 4- SEP- 2012
Account: RANSIL

CERTIFICATE OF ANALYSIS WH12193370

Method	CERTIFICATE COMMENTS
ME- MS61	Interference: Ca> 10% on ICP- MS As, ICP- AES results shown.
ME- MS61	REE's may not be totally soluble in this method.

ALS Canada Ltd.

2103 Dollarton Hwy
North Vancouver BC V7H 0A7
Phone: 604 984 0221 Fax: 604 984 0218 www.alsglobal.com

To: **SILVER RANGE RESOURCES LTD.**
C/O ARCHER, CATHRO & ASSOCIATES (1981) LIMITED
1016-510 W HASTINGS ST
VANCOUVER BC V6B 1L8

Finalized Date: 5-SEP-2012
Account: RANSIL

CERTIFICATE WH12193371

Project: SNAP - Group 5

P.O. No.: Batch 32

This report is for 36 Drill Core samples submitted to our lab in Whitehorse, YT, Canada on 17-AUG-2012.

The following have access to data associated with this certificate:

MATT DUMALA	JOAN MARIACHER	HEATHER SMITH

SAMPLE PREPARATION

ALS CODE	DESCRIPTION
WEI-21	Received Sample Weight
LOG-22	Sample login - Rcd w/o BarCode
CRU-31	Fine crushing - 70%<2mm
CRU-QC	Crushing QC Test
SPL-21	Split sample - riffle splitter
PUL-QC	Pulverizing QC Test
PUL-31	Pulverize split to 85%<75 um
LOG-22d	Sample login - Rcd w/o BarCode dup
SPL-21d	Split sample - duplicate
PUL-31d	Pulverize Split - duplicate
LOG-23	Pulp Login - Rcvd with Barcode

ANALYTICAL PROCEDURES

ALS CODE	DESCRIPTION	INSTRUMENT
Au-AA24	Au 50g FA AA finish	AAS
Au-GRA22	Au 50 g FA-GRAV finish	WST-SIM
ME-OG62	Ore Grade Elements - Four Acid	ICP-AES
Sn-XRF05	Sn-Trace Level XRF Analysis	XRF
ME-MS61	48 element four acid ICP-MS	
Ag-OG62	Ore Grade Ag - Four Acid	VARIABLE
Pb-OG62	Ore Grade Pb - Four Acid	VARIABLE
Zn-OG62	Ore Grade Zn - Four Acid	VARIABLE
Ag-GRA21	Ag 30g FA-GRAV finish	WST-SIM

To: **SILVER RANGE RESOURCES LTD.**
ATTN: JOAN MARIACHER
C/O ARCHER, CATHRO & ASSOCIATES (1981) LIMITED
1016-510 W HASTINGS ST
VANCOUVER BC V6B 1L8

This is the Final Report and supersedes any preliminary report with this certificate number. Results apply to samples as submitted. All pages of this report have been checked and approved for release.

***** See Appendix Page for comments regarding this certificate *****

Signature:

Colin Ramshaw, Vancouver Laboratory Manager

Comments: Gold assay result for sample M653188 is obtained from fire assay gravimetric method due to high Ag content in the sample that might have caused incomplete Au dissolution in aqua regia solution.

ALS Canada Ltd.
2103 Dollarton Hwy
North Vancouver BC V7H 0A7
Phone: 604 984 0221 Fax: 604 984 0218 www.alsglobal.com

To: **SILVER RANGE RESOURCES LTD.**
C/O ARCHER, CATHRO & ASSOCIATES (1981) LIMITED
1016-510 W HASTINGS ST
VANCOUVER BC V6B 1L8

Finalized Date: 5-SEP-2012
Account: RANSIL

Project: SNAP - Group 5

CERTIFICATE OF ANALYSIS WH12193371

Sample Description	Method Analyte Units LOR	WEI-21 Recvd Wt. kg 0.02	Au-AA24 Au ppm 0.005	Au-GRA22 Au ppm 0.05	Sn-XRF05 Sn ppm 5	ME-MS61 Ag ppm 0.01	ME-MS61 Al % 0.01	ME-MS61 As ppm 0.2	ME-MS61 Ba ppm 10	ME-MS61 Be ppm 0.05	ME-MS61 Bi ppm 0.01	ME-MS61 Ca % 0.01	ME-MS61 Cd ppm 0.02	ME-MS61 Ce ppm 0.01	ME-MS61 Co ppm 0.1	ME-MS61 Cr ppm 1
M653177		3.55	<0.005		21	0.89	7.80	5.7	520	6.28	0.67	0.43	7.06	65.2	4.2	12
M653178		2.00	0.006		294	5.12	6.05	226	140	4.60	0.90	0.52	10.65	37.4	5.5	11
M653179		2.15	<0.005		12	0.41	7.81	27.6	640	5.78	0.52	0.27	0.73	69.4	2.4	14
M653180		1.89	<0.005		13	0.41	7.48	6.2	550	5.13	0.66	0.61	1.91	71.9	11.3	11
M653181		2.37	<0.005		15	0.56	7.14	35.7	450	4.34	0.90	0.39	0.86	54.1	4.5	11
M653182		0.90	0.013		414	28.2	5.73	117.5	70	3.28	0.54	0.01	161.5	35.3	5.7	7
M653183		0.80	0.008		1560	24.3	4.04	117.0	70	3.12	0.64	0.02	94.4	34.0	5.3	7
M653184		3.20	<0.005		<5	0.03	0.10	<5	20	0.05	0.03	21.4	0.20	1.36	1.6	<1
M653185		0.72	0.037		3490	>100	1.51	214	40	2.20	0.47	0.10	640	12.45	6.2	4
M653186		0.74	0.010		753	24.2	5.01	59.9	110	3.49	2.09	0.06	186.0	40.3	3.5	8
M653187		0.46	0.034		1620	>100	2.59	223	40	2.27	0.69	0.03	810	22.0	4.7	5
M653188		0.06		7.32	663	>100	0.26	>10000	150	0.14	0.12	0.01	276	4.08	0.5	12
M653189		1.01	0.025		2900	>100	2.76	1155	40	2.61	1.05	0.06	727	24.0	3.9	4
M653190		0.60	<0.005		490	68.6	5.06	84.1	80	4.08	0.47	0.03	355	22.8	3.3	14
M653191		1.22	0.005		554	48.3	6.63	28.0	90	5.47	0.67	0.04	114.0	58.9	3.2	10
M653192		1.06	<0.005		988	8.51	5.43	157.0	90	3.83	0.81	0.07	86.1	40.8	5.6	8
M653193		1.85	<0.005		228	6.70	6.01	28.6	80	4.47	2.86	0.06	26.9	48.1	6.3	10
M653194		3.74	<0.005		<5	0.09	0.07	<5	10	0.07	0.03	21.4	0.19	1.20	1.2	<1
M653195		1.58	0.011		565	30.7	6.30	176.5	90	4.24	1.51	0.08	111.5	53.7	7.5	7
M653196		1.50	<0.005		1000	6.68	6.77	42.3	110	5.03	2.08	0.06	28.6	57.9	9.1	6
M653197		2.23	0.005		464	16.85	7.17	39.0	150	5.66	0.69	0.04	43.9	57.8	9.1	7
M653198		1.46	0.006		880	33.9	7.24	47.4	120	5.50	0.59	0.05	85.9	50.5	7.1	7
M653199		2.47	0.012		354	56.0	6.22	154.5	140	5.28	1.04	0.04	145.5	40.3	8.6	8
M653200		0.87	0.012		491	60.4	5.66	93.1	130	4.92	1.04	0.03	245	28.4	6.5	7
M653201		1.80	<0.005		84	2.50	7.41	17.6	130	5.78	1.34	0.09	9.80	54.8	6.1	8
M653202		1.39	<0.005		404	3.53	6.98	30.9	110	6.03	0.96	0.08	16.35	52.4	6.5	7
M653203		2.02	<0.005		66	4.07	7.24	39.6	160	6.35	1.16	0.04	12.20	59.2	5.9	9
M653204		<0.02	<0.005		69	4.12	7.42	40.5	160	6.47	1.23	0.04	12.05	61.5	5.8	8
M653205		1.43	<0.005		55	5.01	7.23	23.2	280	7.05	0.79	0.03	23.9	58.3	5.5	11
M653206		2.35	0.041		119	3.74	7.04	172.5	160	5.84	0.89	0.04	13.35	57.3	5.4	8
M653207		1.05	0.022		31	1.22	7.57	288	120	5.66	0.52	0.01	3.46	69.8	2.1	9
M653208		4.16	<0.005		50	2.90	7.92	52.0	110	6.90	0.64	0.11	25.0	62.7	3.7	9
M653209		0.26	0.098		6	63.7	4.76	2620	590	0.76	3.88	6.89	127.5	27.0	14.4	39
M653210		1.42	0.006		730	2.29	7.47	79.9	110	5.96	0.86	0.12	18.10	58.5	7.4	9
M653211		1.76	0.142		793	11.60	6.50	1310	90	5.46	0.90	0.08	233	42.8	5.6	7
M653212		1.22	0.008		279	16.80	6.49	361	100	6.80	1.08	0.07	780	49.1	10.1	7

Comments: Gold assay result for sample M653188 is obtained from fire assay gravimetric method due to high Ag content in the sample that might have caused incomplete Au dissolution in aqua regia solution.

***** See Appendix Page for comments regarding this certificate *****

ALS Canada Ltd.
2103 Dollarton Hwy
North Vancouver BC V7H 0A7
Phone: 604 984 0221 Fax: 604 984 0218 www.alsglobal.com

To: **SILVER RANGE RESOURCES LTD.**
C/O ARCHER, CATHRO & ASSOCIATES (1981) LIMITED
1016-510 W HASTINGS ST
VANCOUVER BC V6B 1L8

Finalized Date: 5-SEP-2012
Account: RANSIL

Project: SNAP - Group 5

CERTIFICATE OF ANALYSIS WH12193371

Sample Description	Method	ME-MS61	ME-MS61	ME-MS61	ME-MS61	ME-MS61	ME-MS61	ME-MS61	ME-MS61	ME-MS61	ME-MS61	ME-MS61	ME-MS61	ME-MS61	ME-MS61	ME-MS61
	Analyte	Cs	Cu	Fe	Ga	Ge	Hf	In	K	La	Li	Mg	Mn	Mo	Na	Nb
	Units	ppm	ppm	%	ppm	ppm	ppm	ppm	%	ppm	ppm	%	ppm	ppm	%	ppm
	LOR	0.05	0.2	0.01	0.05	0.05	0.1	0.005	0.01	0.5	0.2	0.01	5	0.05	0.01	0.1
M653177		17.40	9.2	3.44	25.3	0.19	1.5	0.168	4.03	31.7	66.0	0.40	3470	0.66	0.36	9.0
M653178		23.4	35.4	4.97	23.1	0.14	1.3	5.79	2.97	18.6	35.5	0.22	679	0.57	0.07	12.7
M653179		24.1	5.9	1.72	25.6	0.19	1.5	0.103	4.68	33.5	41.9	0.28	1400	0.68	0.27	11.3
M653180		14.15	15.3	1.99	25.4	0.16	1.5	0.183	3.95	35.2	44.4	0.39	2260	0.78	1.23	14.0
M653181		15.70	10.4	2.04	25.6	0.19	1.4	0.074	3.99	27.2	35.2	0.26	1980	0.46	1.12	9.9
M653182		20.8	185.5	5.71	29.3	0.22	1.1	63.7	2.70	16.1	22.9	0.18	323	0.32	0.03	8.2
M653183		16.90	97.8	10.75	19.40	0.22	0.7	52.4	1.80	17.3	36.1	0.14	244	1.05	0.02	4.2
M653184		0.21	2.7	0.50	0.40	0.06	<0.1	0.074	0.04	0.6	1.3	13.20	219	0.25	<0.01	0.3
M653185		6.41	416	12.75	12.90	0.26	0.2	226	0.62	6.4	28.7	0.08	895	1.01	0.01	1.3
M653186		16.95	98.6	4.82	23.3	0.14	1.1	39.6	2.36	19.5	32.7	0.17	321	0.72	0.02	4.8
M653187		8.42	359	8.76	16.85	0.19	0.5	164.0	1.09	10.6	21.4	0.08	987	0.18	0.01	2.6
M653188		0.44	4120	11.45	2.12	0.23	0.1	0.150	0.11	2.5	8.3	<0.01	42	1.28	0.01	0.5
M653189		9.76	703	9.18	15.90	0.19	0.6	189.0	1.18	11.7	29.4	0.10	1600	0.19	0.01	3.3
M653190		20.6	240	3.56	28.9	0.12	1.1	80.0	2.89	9.3	39.6	0.16	568	0.34	0.02	7.8
M653191		20.0	98.9	2.66	28.1	0.16	1.3	30.6	2.99	29.2	35.6	0.19	298	0.48	0.02	8.4
M653192		17.25	192.5	4.35	22.7	0.16	1.1	35.4	2.47	20.3	40.2	0.15	342	0.27	0.02	5.7
M653193		16.80	75.1	4.05	20.7	0.17	1.3	7.34	2.66	24.4	29.3	0.15	323	0.31	0.02	6.1
M653194		0.34	5.1	0.50	0.32	0.09	<0.1	0.044	0.03	0.6	1.2	13.15	228	0.33	0.01	0.3
M653195		22.6	154.5	5.04	25.8	0.18	1.4	25.2	2.84	26.9	30.2	0.19	291	0.32	0.02	6.1
M653196		20.5	45.5	4.81	26.4	0.17	1.6	8.15	3.15	29.1	28.5	0.19	398	0.22	0.02	7.2
M653197		20.3	22.9	4.56	27.4	0.18	1.5	10.70	3.27	29.3	26.4	0.19	313	0.35	0.03	9.4
M653198		20.5	47.2	5.23	28.5	0.19	1.5	18.70	3.29	25.1	28.2	0.18	338	0.26	0.03	8.6
M653199		18.25	52.2	5.84	26.8	0.19	1.2	31.7	3.07	18.6	30.7	0.18	389	0.72	0.03	8.3
M653200		17.55	64.4	4.79	26.4	0.17	1.2	52.5	3.01	12.2	29.4	0.16	469	0.65	0.02	7.9
M653201		21.5	22.1	4.77	24.7	0.19	1.4	3.96	3.44	27.7	32.3	0.21	337	0.38	0.03	8.7
M653202		23.7	56.1	4.08	23.9	0.20	1.4	6.36	3.34	26.6	37.8	0.23	362	0.32	0.03	9.0
M653203		25.8	92.8	2.61	26.5	0.20	1.6	4.45	3.55	29.4	45.3	0.25	291	0.58	0.03	9.4
M653204		26.1	90.7	2.64	27.4	0.21	1.5	4.45	3.62	30.9	45.6	0.26	295	0.50	0.03	9.4
M653205		17.55	46.5	3.40	25.4	0.20	1.4	3.72	3.32	29.2	50.7	0.26	633	0.41	0.02	10.2
M653206		25.1	58.3	2.85	26.3	0.21	1.4	6.46	3.44	28.7	48.7	0.26	512	0.43	0.03	10.0
M653207		27.7	51.4	1.62	28.3	0.21	1.4	5.21	2.79	33.8	65.1	0.26	266	0.56	0.02	11.2
M653208		21.3	79.0	3.10	27.8	0.22	1.4	4.55	3.37	31.4	50.5	0.29	800	0.36	0.03	10.4
M653209		3.00	1045	3.67	12.05	0.19	1.3	0.085	1.35	14.0	16.6	0.69	2890	5.76	1.22	4.6
M653210		28.0	80.3	3.15	30.6	0.21	1.4	14.30	3.61	29.7	29.5	0.25	282	0.36	0.03	10.2
M653211		25.5	86.8	3.01	30.1	0.18	1.3	38.0	3.09	21.3	34.5	0.22	403	0.36	0.03	8.4
M653212		49.3	87.4	3.11	28.0	0.19	1.2	31.5	2.81	24.6	50.0	0.22	334	1.39	0.03	8.6

Comments: Gold assay result for sample M653188 is obtained from fire assay gravimetric method due to high Ag content in the sample that might have caused incomplete Au dissolution in aqua regia solution.

***** See Appendix Page for comments regarding this certificate *****

ALS Canada Ltd.
2103 Dollarton Hwy
North Vancouver BC V7H 0A7
Phone: 604 984 0221 Fax: 604 984 0218 www.alsglobal.com

To: **SILVER RANGE RESOURCES LTD.**
C/O ARCHER, CATHRO & ASSOCIATES (1981) LIMITED
1016-510 W HASTINGS ST
VANCOUVER BC V6B 1L8

Finalized Date: 5-SEP-2012
Account: RANSIL

Project: SNAP - Group 5

CERTIFICATE OF ANALYSIS WH12193371

Sample Description	Method	ME-MS61	ME-MS61	ME-MS61	ME-MS61	ME-MS61	ME-MS61	ME-MS61	ME-MS61	ME-MS61	ME-MS61	ME-MS61	ME-MS61	ME-MS61	ME-MS61	ME-MS61
	Analyte	Ni	P	Pb	Rb	Re	S	Sb	Sc	Se	Sn	Sr	Ta	Te	Th	Ti
	Units	ppm	ppm	ppm	ppm	ppm	%	ppm	ppm	ppm	ppm	ppm	ppm	ppm	ppm	%
	LOR	0.2	10	0.5	0.1	0.002	0.01	0.05	0.1	1	0.2	0.2	0.05	0.05	0.2	0.005
M653177		4.9	620	210	336	<0.002	0.42	2.31	6.1	1	18.5	81.9	1.13	<0.05	16.5	0.215
M653178		4.5	780	869	383	<0.002	5.08	14.70	3.1	1	61.3	39.1	3.46	<0.05	8.7	0.098
M653179		4.2	530	68.7	394	<0.002	0.15	1.97	6.2	1	11.9	83.5	1.63	<0.05	18.3	0.198
M653180		5.8	580	98.7	294	<0.002	0.15	1.30	6.4	1	13.6	144.0	1.42	<0.05	17.3	0.242
M653181		5.2	730	41.5	329	<0.002	0.23	1.85	5.1	1	14.0	101.5	1.57	<0.05	13.3	0.180
M653182		4.5	440	>10000	286	<0.002	8.56	30.3	4.3	2	99.8	56.9	0.79	<0.05	11.8	0.180
M653183		3.7	340	9550	206	<0.002	>10.0	35.8	2.7	2	131.5	70.2	0.43	<0.05	7.4	0.096
M653184		3.6	160	10.8	2.7	<0.002	0.03	0.08	0.3	1	0.4	46.2	<0.05	<0.05	<0.2	0.005
M653185		4.3	200	>10000	69.3	<0.002	>10.0	317	0.9	5	360	31.2	0.11	<0.05	3.3	0.027
M653186		3.0	380	9990	257	<0.002	5.28	30.0	3.2	2	110.5	142.5	0.47	<0.05	10.2	0.104
M653187		2.9	170	>10000	112.0	<0.002	>10.0	465	1.6	6	400	34.3	0.26	<0.05	4.8	0.058
M653188		2.8	60	>10000	8.7	0.002	>10.0	4080	0.5	6	174.0	8.6	<0.05	<0.05	0.5	0.010
M653189		2.5	240	>10000	137.5	<0.002	>10.0	193.0	1.7	7	>500	35.1	0.35	<0.05	6.1	0.072
M653190		2.6	300	>10000	273	<0.002	5.90	78.3	3.5	3	141.0	38.8	0.80	<0.05	8.0	0.171
M653191		3.5	430	>10000	318	<0.002	3.16	58.2	5.3	2	120.0	89.0	0.92	<0.05	15.0	0.179
M653192		4.1	490	3050	256	<0.002	5.31	21.3	3.9	2	133.5	60.7	0.63	<0.05	10.8	0.122
M653193		4.9	430	1945	276	<0.002	3.75	11.35	4.1	1	106.0	71.9	0.68	<0.05	12.2	0.128
M653194		3.1	170	15.6	2.6	<0.002	0.01	0.12	0.2	1	0.4	40.8	<0.05	<0.05	<0.2	<0.005
M653195		4.3	370	>10000	295	<0.002	6.20	39.8	4.2	2	122.5	87.2	0.72	<0.05	12.7	0.133
M653196		4.4	490	1370	327	<0.002	4.44	11.40	4.7	1	125.0	127.0	0.83	<0.05	14.7	0.152
M653197		5.6	530	4080	346	<0.002	3.68	17.70	5.6	1	113.0	172.0	1.09	<0.05	14.8	0.197
M653198		5.2	540	7440	337	<0.002	5.53	25.4	5.5	2	134.5	148.0	0.97	<0.05	13.3	0.181
M653199		5.7	440	>10000	316	<0.002	6.40	49.8	4.6	2	111.0	161.5	0.95	<0.05	10.9	0.171
M653200		4.6	430	>10000	294	<0.002	6.06	42.8	4.3	3	115.5	153.0	0.92	<0.05	8.7	0.165
M653201		4.7	550	663	357	<0.002	3.11	9.18	5.4	1	72.2	117.0	1.02	<0.05	13.9	0.175
M653202		4.2	570	1305	354	<0.002	3.56	8.73	5.6	1	91.1	95.2	1.05	<0.05	13.4	0.186
M653203		4.6	510	1875	386	<0.002	2.13	9.52	6.1	1	70.2	187.5	1.03	<0.05	14.9	0.187
M653204		4.5	520	1905	394	<0.002	2.19	9.76	6.1	1	72.6	192.0	1.03	<0.05	15.2	0.189
M653205		5.7	570	2970	385	<0.002	2.16	7.85	6.2	1	59.3	449	1.02	<0.05	14.4	0.194
M653206		4.7	410	1925	376	0.002	2.29	21.1	6.3	1	81.5	173.0	1.08	<0.05	13.3	0.188
M653207		4.2	390	645	394	<0.002	0.69	30.9	6.7	1	33.8	260	1.18	<0.05	17.5	0.205
M653208		5.3	570	1620	386	<0.002	1.06	9.58	6.8	1	54.4	101.0	1.13	<0.05	16.1	0.209
M653209		27.8	670	>10000	67.2	0.002	2.73	51.6	8.8	5	3.1	433	0.32	0.17	3.8	0.217
M653210		5.8	730	984	386	<0.002	3.12	6.86	6.3	1	91.9	51.7	1.10	<0.05	15.5	0.200
M653211		3.6	410	5880	322	<0.002	4.58	33.8	5.3	3	101.5	27.6	0.90	<0.05	11.7	0.175
M653212		5.7	500	8900	306	0.004	4.33	38.2	5.5	2	102.5	50.8	0.94	<0.05	12.4	0.172

Comments: Gold assay result for sample M653188 is obtained from fire assay gravimetric method due to high Ag content in the sample that might have caused incomplete Au dissolution in aqua regia solution.

***** See Appendix Page for comments regarding this certificate *****

ALS Canada Ltd.
2103 Dollarton Hwy
North Vancouver BC V7H 0A7
Phone: 604 984 0221 Fax: 604 984 0218 www.alsglobal.com

To: **SILVER RANGE RESOURCES LTD.**
C/O ARCHER, CATHRO & ASSOCIATES (1981) LIMITED
1016-510 W HASTINGS ST
VANCOUVER BC V6B 1L8

Finalized Date: 5-SEP-2012
Account: RANSIL

Project: SNAP - Group 5

CERTIFICATE OF ANALYSIS WH12193371

Sample Description	Method	ME-MS61	ME-MS61	ME-MS61	ME-MS61	ME-MS61	ME-MS61	ME-MS61	Ag-OG62	Pb-OG62	Zn-OG62	Ag-GRA21
	Analyte	Tl	U	V	W	Y	Zn	Zr	Ag	Pb	Zn	Ag
	Units	ppm	ppm	ppm	ppm	ppm	ppm	ppm	ppm	%	%	ppm
	LOR	0.02	0.1	1	0.1	0.1	2	0.5	1	0.001	0.001	5
M653177		4.57	11.2	35	4.0	11.7	2380	56.8				
M653178		4.91	8.1	18	4.0	5.9	2550	35.4				
M653179		5.55	8.3	31	3.1	9.4	429	54.1				
M653180		3.09	7.6	36	2.5	10.1	890	54.8				
M653181		3.23	7.4	27	5.4	9.9	274	50.2				
M653182		6.35	4.8	31	6.7	4.8	>10000	41.3		1.375	2.69	
M653183		4.18	4.4	21	6.7	5.0	>10000	24.5			1.315	
M653184		0.02	0.5	3	0.2	0.9	30	<0.5				
M653185		3.14	4.3	7	5.0	3.4	>10000	8.2	284	11.95	9.10	
M653186		4.84	6.0	24	4.9	5.3	>10000	37.8			1.865	
M653187		3.80	6.8	13	4.6	3.9	>10000	18.6	409	18.05	10.25	
M653188		0.13	0.6	7	166.0	0.7	>10000	3.8	>1500	11.20	2.63	3440
M653189		5.34	4.3	14	14.7	5.7	>10000	21.1	174	8.28	12.30	
M653190		6.59	8.2	33	11.8	3.5	>10000	39.7		2.73	4.20	
M653191		7.70	11.1	29	15.4	7.3	>10000	49.4		2.51	1.270	
M653192		7.41	6.8	26	8.9	6.2	>10000	39.7			1.720	
M653193		6.23	8.4	26	5.8	7.2	3820	45.1				
M653194		0.02	0.4	2	0.2	0.8	29	<0.5				
M653195		7.32	7.4	30	6.1	8.1	>10000	50.3		1.060	1.420	
M653196		7.58	9.4	30	8.0	10.7	4770	57.7				
M653197		7.88	10.0	32	9.0	10.2	5680	54.1				
M653198		7.15	9.8	31	5.9	12.3	>10000	53.2			1.120	
M653199		6.59	9.2	29	6.9	7.1	>10000	44.3		1.735	2.18	
M653200		6.10	7.1	28	6.4	5.3	>10000	40.7		1.505	3.89	
M653201		7.07	7.5	31	8.0	10.5	1900	50.5				
M653202		6.60	9.0	30	13.1	8.5	4100	50.3				
M653203		6.82	11.1	31	15.1	7.7	1900	54.3				
M653204		7.03	10.1	32	15.0	7.3	1900	53.8				
M653205		6.05	11.3	32	16.6	8.9	4040	50.3				
M653206		6.52	10.7	31	164.5	7.3	2180	52.0				
M653207		6.95	7.3	32	36.6	7.7	418	52.2				
M653208		6.53	13.9	34	10.3	10.7	2130	54.4				
M653209		0.76	1.7	64	9.8	12.3	>10000	43.6		1.965	1.960	
M653210		8.44	17.2	34	7.0	9.8	2760	53.9				
M653211		6.69	12.5	30	12.3	5.7	>10000	46.6			3.19	
M653212		6.46	16.2	30	6.9	7.3	>10000	45.8			1.570	

Comments: Gold assay result for sample M653188 is obtained from fire assay gravimetric method due to high Ag content in the sample that might have caused incomplete Au dissolution in aqua regia solution.

***** See Appendix Page for comments regarding this certificate *****

ALS Canada Ltd.
2103 Dollarton Hwy
North Vancouver BC V7H 0A7
Phone: 604 984 0221 Fax: 604 984 0218 www.alsglobal.com

To: **SILVER RANGE RESOURCES LTD.**
C/O ARCHER, CATHRO & ASSOCIATES (1981) LIMITED
1016-510 W HASTINGS ST
VANCOUVER BC V6B 1L8

Project: SNAP - Group 5

Finalized Date: 5-SEP-2012
Account: RANSIL

CERTIFICATE OF ANALYSIS WH12193371

Method	CERTIFICATE COMMENTS
ME-MS61	Interference: Ca>10% on ICP-MS As, ICP-AES results shown.
ME-MS61	REE's may not be totally soluble in this method.

ALS Canada Ltd.
2103 Dollarton Hwy
North Vancouver BC V7H 0A7
Phone: 604 984 0221 Fax: 604 984 0218 www.alsglobal.com

To: **SILVER RANGE RESOURCES LTD.**
C/O ARCHER, CATHRO & ASSOCIATES (1981) LIMITED
1016-510 W HASTINGS ST
VANCOUVER BC V6B 1L8

Finalized Date: 4-SEP-2012
Account: RANSIL

CERTIFICATE WH12193372

Project: Hammer - KEG

P.O. No.: Batch 25

This report is for 36 Drill Core samples submitted to our lab in Whitehorse, YT, Canada on 17-AUG-2012.

The following have access to data associated with this certificate:

MATT DUMALA	JOAN MARIACHER	HEATHER SMITH

SAMPLE PREPARATION

ALS CODE	DESCRIPTION
WEI-21	Received Sample Weight
LOG-22	Sample login - Rcd w/o BarCode
CRU-31	Fine crushing - 70%<2mm
CRU-QC	Crushing QC Test
SPL-21	Split sample - riffle splitter
PUL-QC	Pulverizing QC Test
PUL-31	Pulverize split to 85%<75 um
LOG-22d	Sample login - Rcd w/o BarCode dup
SPL-21d	Split sample - duplicate
PUL-31d	Pulverize Split - duplicate
LOG-23	Pulp Login - Rcvd with Barcode

ANALYTICAL PROCEDURES

ALS CODE	DESCRIPTION	INSTRUMENT
Au-AA24	Au 50g FA AA finish	AAS
ME-OG62	Ore Grade Elements - Four Acid	ICP-AES
Sn-XRF05	Sn-Trace Level XRF Analysis	XRF
ME-MS61	48 element four acid ICP-MS	
Ag-OG62	Ore Grade Ag - Four Acid	VARIABLE
Pb-OG62	Ore Grade Pb - Four Acid	VARIABLE
Zn-OG62	Ore Grade Zn - Four Acid	VARIABLE

To: **SILVER RANGE RESOURCES LTD.**
ATTN: JOAN MARIACHER
C/O ARCHER, CATHRO & ASSOCIATES (1981) LIMITED
1016-510 W HASTINGS ST
VANCOUVER BC V6B 1L8

This is the Final Report and supersedes any preliminary report with this certificate number. Results apply to samples as submitted. All pages of this report have been checked and approved for release.

***** See Appendix Page for comments regarding this certificate *****

Signature: 

Colin Ramshaw, Vancouver Laboratory Manager

ALS Canada Ltd.
2103 Dollarton Hwy
North Vancouver BC V7H 0A7
Phone: 604 984 0221 Fax: 604 984 0218 www.alsglobal.com

To: **SILVER RANGE RESOURCES LTD.**
C/O ARCHER, CATHRO & ASSOCIATES (1981) LIMITED
1016-510 W HASTINGS ST
VANCOUVER BC V6B 1L8

Finalized Date: 4-SEP-2012
Account: RANSIL

Project: Hammer - KEG

CERTIFICATE OF ANALYSIS WH12193372

Sample Description	Method / Analyte / Units / LOR	WEI-21 Recvd Wt. kg 0.02	Au-AA24 Au ppm 0.005	Sn-XRF05 Sn ppm 5	ME-MS61 Ag ppm 0.01	ME-MS61 Al % 0.01	ME-MS61 As ppm 0.2	ME-MS61 Ba ppm 10	ME-MS61 Be ppm 0.05	ME-MS61 Bi ppm 0.01	ME-MS61 Ca % 0.01	ME-MS61 Cd ppm 0.02	ME-MS61 Ce ppm 0.01	ME-MS61 Co ppm 0.1	ME-MS61 Cr ppm 1	ME-MS61 Cs ppm 0.05
K979407		7.69	<0.005	8	0.06	7.60	1.0	680	5.29	0.20	1.20	0.05	105.0	4.1	14	13.70
K979408		3.50	<0.005	8	0.07	7.23	0.8	670	5.21	0.31	0.87	0.05	94.2	3.9	14	11.05
K979409		3.88	<0.005	9	0.40	7.52	4.8	370	5.27	0.24	0.17	0.31	90.9	4.1	13	22.1
K979410		2.44	<0.005	10	0.44	7.49	5.3	150	5.09	0.32	0.13	0.10	98.9	3.9	12	26.9
K979411		0.27	0.095	8	61.4	4.79	2590	610	0.75	3.55	7.14	133.0	29.7	14.2	37	3.11
K979412		2.29	<0.005	11	1.75	7.79	23.0	610	4.06	0.86	0.20	0.12	78.2	6.5	6	23.0
K979413		3.35	<0.005	5	0.20	7.22	3.2	700	3.37	0.48	1.81	0.05	71.9	6.3	11	13.85
K979414		6.11	<0.005	10	0.10	7.16	2.1	610	4.58	1.05	1.50	0.05	80.7	5.1	19	10.55
K979415		3.58	<0.005	<5	0.01	0.14	<5	30	0.09	0.03	21.9	0.06	1.66	1.5	<1	0.88
K979416		2.27	<0.005	11	16.65	6.95	202	620	4.09	0.65	1.18	0.65	96.6	5.0	15	16.75
K979417		1.17	<0.005	8	0.30	7.17	10.0	570	4.78	0.52	0.68	0.04	93.5	5.0	13	18.85
K979418		1.31	<0.005	9	1.29	6.81	320	480	4.55	0.66	1.67	0.41	81.6	7.4	16	18.25
K979419		0.27	0.108	6	59.3	4.67	2570	590	0.77	3.41	6.95	129.0	28.6	14.0	38	2.97
K979420		4.92	<0.005	7	0.42	7.27	5.8	300	4.80	1.00	0.46	0.11	53.1	2.6	8	16.95
K979421		2.19	0.021	12	1.69	6.32	351	350	4.33	0.36	0.26	0.10	67.0	3.2	12	23.8
K979422		5.72	<0.005	11	0.10	7.09	5.9	240	5.01	1.11	0.36	0.06	34.7	1.9	6	18.30
K979423		1.41	0.472	11	0.69	6.56	1960	390	5.30	0.31	0.20	0.04	74.0	2.8	8	40.6
K979424		<0.02	0.477	12	0.63	6.72	1865	400	5.49	0.25	0.20	0.03	80.4	2.9	11	42.2
K979425		1.26	<0.005	8	0.28	6.79	62.3	530	4.83	0.25	0.16	0.04	76.9	5.9	10	42.2
K979426		2.78	<0.005	6	0.04	7.46	6.1	560	3.93	0.32	1.18	0.06	102.0	4.6	11	23.8
K979427		7.05	<0.005	8	0.06	7.02	3.1	620	4.26	0.38	1.39	0.04	86.6	4.4	17	7.90
K979428		2.39	<0.005	8	0.17	7.08	2.5	570	4.84	0.46	0.90	0.13	81.5	2.9	11	13.30
K979429		0.85	0.062	36	22.2	4.72	801	130	2.98	0.30	0.10	0.72	72.9	2.9	11	13.25
K979430		0.96	<0.005	9	0.22	6.91	113.5	580	4.12	0.39	0.24	0.30	57.0	14.7	11	14.75
K979431		2.32	<0.005	9	0.17	7.39	47.2	590	3.53	0.57	0.19	0.03	72.2	3.9	12	11.05
K979432		3.13	<0.005	8	0.13	7.11	12.4	570	5.79	0.59	0.86	0.08	76.7	4.9	8	18.60
K979433		1.16	<0.005	17	3.14	7.02	235	410	4.68	0.43	0.59	0.45	75.3	4.0	8	23.0
K979434		2.73	<0.005	12	1.29	7.47	62.9	480	6.15	0.53	0.45	0.20	77.4	5.5	9	26.6
K979435		2.52	<0.005	11	0.04	6.98	1.6	570	5.84	0.44	1.15	0.03	71.3	3.2	12	9.73
K979436		1.20	0.012	24	7.51	6.77	613	320	4.53	0.51	0.56	1.73	73.5	3.4	12	19.40
K979437		2.73	<0.005	<5	0.03	0.07	<5	20	0.08	0.02	20.8	0.08	1.47	1.3	<1	0.61
K979438		4.77	<0.005	9	1.24	7.69	6.9	580	4.90	1.02	0.98	0.24	79.8	1.8	8	28.0
K979439		2.17	<0.005	10	0.67	7.25	5.4	550	4.35	0.63	1.04	0.12	75.3	1.9	8	25.1
K979440		1.77	0.540	452	>100	2.45	>10000	100	1.98	0.31	0.24	85.0	39.2	2.4	8	9.01
K979441		2.71	<0.005	10	1.17	6.96	85.0	460	4.60	0.40	0.91	0.46	82.2	3.1	11	22.5
K979442		3.16	<0.005	10	0.69	7.30	13.3	580	5.13	0.57	1.47	0.24	84.6	3.0	12	23.8

***** See Appendix Page for comments regarding this certificate *****

ALS Canada Ltd.
2103 Dollarton Hwy
North Vancouver BC V7H 0A7
Phone: 604 984 0221 Fax: 604 984 0218 www.alsglobal.com

To: **SILVER RANGE RESOURCES LTD.**
C/O ARCHER, CATHRO & ASSOCIATES (1981) LIMITED
1016-510 W HASTINGS ST
VANCOUVER BC V6B 1L8

Finalized Date: 4-SEP-2012
Account: RANSIL

Project: Hammer - KEG

CERTIFICATE OF ANALYSIS WH12193372

Sample Description	Method	ME-MS61	ME-MS61	ME-MS61	ME-MS61	ME-MS61	ME-MS61	ME-MS61	ME-MS61	ME-MS61	ME-MS61	ME-MS61	ME-MS61	ME-MS61	ME-MS61	ME-MS61
	Analyte	Cu	Fe	Ga	Ge	Hf	In	K	La	Li	Mg	Mn	Mo	Na	Nb	Ni
	Units	ppm	%	ppm	ppm	ppm	ppm	%	ppm	ppm	%	ppm	ppm	%	ppm	ppm
	LOR	0.2	0.01	0.05	0.05	0.1	0.005	0.01	0.5	0.2	0.01	5	0.05	0.01	0.1	0.2
K979407		3.8	1.77	29.9	0.26	2.2	0.037	4.42	48.2	72.1	0.33	704	0.40	1.42	14.7	4.6
K979408		3.9	1.69	26.8	0.23	2.1	0.036	4.02	42.6	42.0	0.34	474	0.26	1.97	13.0	4.6
K979409		13.0	1.75	29.0	0.23	1.7	0.038	4.01	41.8	157.5	0.20	2900	1.13	0.11	10.6	8.2
K979410		10.7	0.95	28.6	0.24	1.8	0.036	3.37	45.0	110.5	0.20	1600	0.65	0.03	13.1	3.3
K979411		1060	3.86	12.45	0.19	1.4	0.081	1.41	14.3	15.9	0.70	2870	5.48	1.28	4.8	26.3
K979412		31.0	2.89	24.8	0.21	2.5	0.060	3.75	35.3	123.0	0.26	984	0.87	0.05	11.5	2.0
K979413		16.2	2.84	26.3	0.22	2.1	0.053	3.46	31.2	106.5	0.61	1720	0.33	0.91	10.9	4.7
K979414		13.9	1.86	27.4	0.22	1.3	0.042	3.78	36.8	62.9	0.45	373	0.69	1.99	7.2	7.1
K979415		2.4	0.51	0.60	0.13	<0.1	0.005	0.09	0.8	2.6	13.25	227	0.17	0.01	0.4	1.9
K979416		28.6	2.03	27.2	0.23	1.9	0.043	4.28	42.0	138.5	0.38	10550	0.72	1.00	8.4	6.5
K979417		8.3	1.69	30.0	0.24	1.8	0.040	4.01	43.9	102.5	0.34	1160	0.48	0.81	10.1	4.5
K979418		19.5	3.01	29.8	0.22	1.5	0.042	3.95	37.4	101.5	0.36	10550	0.38	0.66	8.0	9.9
K979419		1040	3.79	12.25	0.17	1.4	0.082	1.37	13.7	15.2	0.69	2790	5.42	1.24	4.7	25.8
K979420		3.6	0.85	26.8	0.14	1.4	0.035	3.93	24.4	440	0.23	252	0.24	0.46	10.8	2.9
K979421		1.3	2.68	24.9	0.19	1.4	0.025	3.45	31.7	252	0.21	16300	0.65	0.06	8.4	3.1
K979422		11.8	0.57	24.6	0.15	1.3	0.027	4.16	16.0	336	0.13	404	0.23	0.76	9.9	2.3
K979423		1.8	4.00	22.9	0.24	1.5	0.032	3.92	34.9	264	0.15	3650	0.51	0.08	8.4	2.4
K979424		2.0	4.09	24.0	0.24	1.6	0.033	4.02	38.1	275	0.16	3670	0.55	0.08	8.9	2.6
K979425		8.7	2.74	28.4	0.22	1.7	0.037	3.50	34.4	470	0.08	1940	0.42	0.11	8.1	4.9
K979426		6.7	1.11	32.2	0.26	2.2	0.042	4.12	46.7	148.5	0.26	611	0.37	0.48	10.1	5.0
K979427		1.3	1.76	28.2	0.24	1.9	0.033	3.83	39.8	45.3	0.48	294	0.38	2.06	10.0	4.7
K979428		5.0	1.44	27.8	0.19	1.9	0.039	4.03	41.1	108.0	0.37	2170	0.31	1.68	11.1	4.0
K979429		11.6	0.88	17.75	0.19	1.2	0.019	2.50	38.2	92.2	0.14	2920	0.56	0.04	6.9	1.8
K979430		10.1	1.57	29.0	0.18	1.9	0.044	4.35	26.6	141.0	0.27	3520	1.05	0.15	11.6	4.5
K979431		4.9	0.77	28.6	0.19	1.9	0.040	3.89	35.8	110.5	0.24	132	0.21	0.15	12.8	2.0
K979432		5.9	1.40	27.2	0.21	2.0	0.035	3.94	38.2	107.0	0.26	1360	0.41	1.56	11.3	3.6
K979433		6.1	1.48	28.4	0.20	1.8	0.032	4.09	37.6	213	0.28	12300	0.47	0.09	10.2	3.5
K979434		9.7	1.32	31.0	0.21	2.0	0.041	4.54	38.4	287	0.27	3380	0.48	0.10	12.3	4.1
K979435		4.3	1.46	27.6	0.20	1.9	0.035	3.86	35.2	71.5	0.39	290	0.37	2.29	11.4	3.3
K979436		11.3	1.76	27.4	0.20	1.5	0.036	3.94	37.2	145.5	0.31	10500	0.27	0.14	8.5	3.2
K979437		1.8	0.48	0.39	0.13	<0.1	0.006	0.04	0.7	1.3	12.55	217	0.08	0.01	0.3	2.3
K979438		5.1	1.25	30.8	0.28	2.4	0.044	4.67	39.3	293	0.28	1300	0.30	0.14	7.8	1.9
K979439		6.9	1.17	28.6	0.21	2.2	0.038	4.34	38.3	227	0.28	1230	0.22	0.12	7.4	2.9
K979440		764	9.10	11.20	0.25	0.7	0.180	1.21	20.8	115.5	0.18	18000	0.22	0.02	2.6	2.1
K979441		3.4	1.78	25.9	0.19	1.5	0.034	3.94	41.2	215	0.37	2870	0.31	0.14	9.9	3.1
K979442		5.6	1.72	29.5	0.21	1.7	0.041	4.34	41.5	101.5	0.40	1860	0.41	0.77	10.6	3.8

***** See Appendix Page for comments regarding this certificate *****

ALS Canada Ltd.
2103 Dollarton Hwy
North Vancouver BC V7H 0A7
Phone: 604 984 0221 Fax: 604 984 0218 www.alsglobal.com

To: **SILVER RANGE RESOURCES LTD.**
C/O ARCHER, CATHRO & ASSOCIATES (1981) LIMITED
1016-510 W HASTINGS ST
VANCOUVER BC V6B 1L8

Finalized Date: 4-SEP-2012
Account: RANSIL

Project: Hammer - KEG

CERTIFICATE OF ANALYSIS WH12193372

Sample Description	Method	ME-MS61	ME-MS61	ME-MS61	ME-MS61	ME-MS61	ME-MS61	ME-MS61	ME-MS61	ME-MS61	ME-MS61	ME-MS61	ME-MS61	ME-MS61	ME-MS61	ME-MS61
	Analyte	P	Pb	Rb	Re	S	Sb	Sc	Se	Sn	Sr	Ta	Te	Th	Ti	Tl
	Units	ppm	ppm	ppm	ppm	%	ppm	ppm	ppm	ppm	ppm	ppm	ppm	ppm	%	ppm
	LOR	10	0.5	0.1	0.002	0.01	0.05	0.1	1	0.2	0.2	0.05	0.05	0.2	0.005	0.02
K979407		490	48.7	287	<0.002	0.02	1.38	7.1	1	6.3	170.0	1.40	<0.05	29.1	0.236	2.53
K979408		450	44.7	263	<0.002	<0.01	1.21	6.6	1	5.9	181.0	1.18	<0.05	26.3	0.221	2.02
K979409		340	48.1	324	<0.002	<0.01	5.53	7.6	1	6.5	63.9	0.64	<0.05	24.5	0.225	4.59
K979410		240	46.3	296	<0.002	<0.01	5.79	7.3	1	10.0	23.7	0.81	<0.05	28.1	0.227	5.40
K979411		670	>10000	70.1	0.002	2.79	55.0	9.1	4	2.8	436	0.33	0.19	4.1	0.215	0.77
K979412		610	47.6	338	<0.002	0.76	10.75	15.2	2	9.0	22.6	0.70	<0.05	16.3	0.347	4.77
K979413		440	30.2	238	<0.002	<0.01	2.57	11.4	1	5.0	141.5	0.61	<0.05	16.8	0.306	2.11
K979414		270	43.3	244	<0.002	0.01	1.57	6.3	1	6.1	193.5	0.36	<0.05	21.6	0.242	1.89
K979415		200	1.6	6.3	<0.002	<0.01	0.05	0.5	1	<0.2	38.9	<0.05	<0.05	0.2	0.007	0.03
K979416		470	903	284	<0.002	0.13	54.3	5.0	1	7.5	146.5	0.61	<0.05	27.1	0.202	2.58
K979417		470	44.2	277	<0.002	0.01	2.84	6.4	1	6.7	108.0	0.66	<0.05	23.3	0.223	2.35
K979418		550	107.0	284	<0.002	0.94	8.71	5.8	1	7.2	118.5	0.44	<0.05	19.9	0.207	2.68
K979419		660	>10000	67.9	0.002	2.72	52.7	8.9	5	2.7	426	0.32	0.17	3.9	0.210	0.76
K979420		660	47.1	322	<0.002	0.05	2.74	5.2	1	8.2	68.1	1.30	<0.05	13.1	0.155	2.57
K979421		480	39.4	303	<0.002	0.09	18.80	5.5	1	6.6	290	0.64	<0.05	16.5	0.190	3.37
K979422		740	32.4	339	<0.002	0.02	1.41	4.2	1	9.6	47.8	1.19	<0.05	7.9	0.103	2.28
K979423		440	32.8	317	<0.002	0.37	113.5	5.2	1	5.6	167.0	0.71	<0.05	16.4	0.188	2.70
K979424		460	32.4	321	<0.002	0.36	114.5	5.5	1	5.7	170.5	0.75	<0.05	17.5	0.189	2.79
K979425		420	39.8	212	<0.002	0.01	3.30	6.7	1	5.2	142.5	0.50	<0.05	20.1	0.237	1.43
K979426		480	47.5	262	<0.002	0.02	1.11	8.0	2	5.1	117.5	0.63	<0.05	24.1	0.263	1.63
K979427		480	39.9	238	<0.002	0.01	0.42	6.8	1	5.1	199.0	0.70	<0.05	21.0	0.243	1.49
K979428		560	59.6	274	<0.002	0.11	1.76	5.0	1	6.9	156.0	1.11	<0.05	19.2	0.199	1.87
K979429		320	161.5	240	<0.002	0.05	31.3	3.4	1	38.3	30.4	0.69	<0.05	11.9	0.117	2.79
K979430		500	56.4	278	<0.002	<0.01	6.18	4.9	1	8.6	98.7	1.18	<0.05	15.4	0.196	2.60
K979431		380	47.4	240	<0.002	<0.01	2.73	5.6	1	8.0	78.2	1.29	<0.05	18.4	0.207	1.51
K979432		580	43.6	273	<0.002	0.04	2.79	5.4	1	7.4	153.5	0.88	<0.05	18.7	0.207	1.74
K979433		500	133.5	327	<0.002	0.08	8.88	5.2	2	14.7	93.1	0.74	<0.05	18.8	0.193	3.02
K979434		600	74.8	358	<0.002	0.05	6.15	5.9	2	10.7	53.4	0.97	<0.05	18.8	0.211	2.92
K979435		560	40.2	241	<0.002	0.02	0.42	5.5	1	6.1	192.5	0.86	<0.05	17.4	0.215	1.45
K979436		340	166.5	334	<0.002	0.36	21.3	5.5	1	22.6	49.0	0.82	<0.05	18.4	0.186	3.64
K979437		170	2.3	3.9	<0.002	<0.01	0.29	0.3	1	<0.2	39.3	<0.05	<0.05	<0.2	<0.005	0.02
K979438		580	70.0	317	<0.002	0.06	4.26	5.6	1	8.7	90.9	0.52	<0.05	19.3	0.183	2.69
K979439		540	58.9	294	<0.002	0.05	2.66	5.0	1	7.8	87.4	0.49	<0.05	19.1	0.176	2.51
K979440		160	>10000	110.5	<0.002	8.11	598	1.4	2	450	13.4	0.19	<0.05	6.3	0.057	2.03
K979441		400	130.5	305	<0.002	0.09	5.22	4.8	1	10.6	79.2	0.73	<0.05	19.7	0.193	2.73
K979442		500	85.8	317	<0.002	0.14	2.13	5.6	1	10.8	132.0	0.78	<0.05	20.9	0.207	3.11

***** See Appendix Page for comments regarding this certificate *****

ALS Canada Ltd.
2103 Dollarton Hwy
North Vancouver BC V7H 0A7
Phone: 604 984 0221 Fax: 604 984 0218 www.alsglobal.com

To: **SILVER RANGE RESOURCES LTD.**
C/O ARCHER, CATHRO & ASSOCIATES (1981) LIMITED
1016-510 W HASTINGS ST
VANCOUVER BC V6B 1L8

Finalized Date: 4-SEP-2012
Account: RANSIL

Project: Hammer - KEG

CERTIFICATE OF ANALYSIS WH12193372

Sample Description	Method / Analyte / Units / LOR	ME-MS61 U ppm 0.1	ME-MS61 V ppm 1	ME-MS61 W ppm 0.1	ME-MS61 Y ppm 0.1	ME-MS61 Zn ppm 2	ME-MS61 Zr ppm 0.5	Ag-OG62 Ag ppm 1	Pb-OG62 Pb % 0.001	Zn-OG62 Zn % 0.001
K979407		4.7	34	1.0	11.8	73	85.2			
K979408		3.1	32	1.1	8.9	97	78.6			
K979409		11.5	35	1.9	9.3	694	68.7			
K979410		8.0	35	2.2	6.7	232	69.6			
K979411		1.7	63	10.2	12.7	>10000	47.0		1.985	2.13
K979412		11.5	77	3.8	14.6	246	93.7			
K979413		3.0	59	2.3	12.6	90	77.0			
K979414		6.3	39	0.9	5.8	77	50.1			
K979415		0.5	4	0.1	0.9	17	0.5			
K979416		9.6	30	1.7	8.6	620	76.1			
K979417		8.3	30	4.8	9.7	67	69.8			
K979418		5.2	35	2.3	9.8	316	62.7			
K979419		1.6	62	9.8	12.5	>10000	45.7		1.935	2.02
K979420		17.0	20	2.0	8.7	46	52.4			
K979421		14.0	27	18.3	9.6	80	56.6			
K979422		15.6	12	1.7	8.2	49	39.1			
K979423		10.2	25	3.7	9.2	32	57.6			
K979424		11.3	25	3.8	9.9	32	62.6			
K979425		6.8	33	14.6	8.5	40	67.4			
K979426		5.7	34	6.1	11.3	70	87.9			
K979427		4.6	34	1.3	10.2	58	77.1			
K979428		5.9	23	1.5	9.4	80	71.5			
K979429		12.0	14	1.4	5.9	173	43.4			
K979430		16.6	23	9.5	8.5	156	69.3			
K979431		7.7	24	65.2	8.1	44	71.4			
K979432		7.7	25	1.9	9.8	96	71.5			
K979433		10.4	24	3.7	9.0	212	61.4			
K979434		6.4	27	4.3	10.0	151	71.4			
K979435		8.3	28	0.8	8.9	59	71.2			
K979436		7.0	22	2.7	7.1	1100	52.5			
K979437		0.5	2	0.1	0.9	16	<0.5			
K979438		11.6	22	7.1	9.9	249	81.7			
K979439		7.9	20	6.0	9.6	238	78.9			
K979440		5.6	8	2.0	4.6	>10000	24.7	270	1.660	2.46
K979441		6.0	23	4.1	9.0	298	55.8			
K979442		6.6	25	1.0	9.5	297	65.1			

***** See Appendix Page for comments regarding this certificate *****

ALS Canada Ltd.
2103 Dollarton Hwy
North Vancouver BC V7H 0A7
Phone: 604 984 0221 Fax: 604 984 0218 www.alsglobal.com

To: **SILVER RANGE RESOURCES LTD.**
C/O ARCHER, CATHRO & ASSOCIATES (1981) LIMITED
1016- 510 W HASTINGS ST
VANCOUVER BC V6B 1L8

Page: Appendix 1
Total # Appendix Pages: 1
Finalized Date: 4- SEP- 2012
Account: RANSIL

Project: Hammer - KEG

CERTIFICATE OF ANALYSIS WH12193372

Method	CERTIFICATE COMMENTS
ME-MS61	Interference: Ca> 10% on ICP-MS As, ICP-AES results shown.
ME-MS61	REE's may not be totally soluble in this method.

ALS Canada Ltd.
2103 Dollarton Hwy
North Vancouver BC V7H 0A7
Phone: 604 984 0221 Fax: 604 984 0218 www.alsglobal.com

To: **SILVER RANGE RESOURCES LTD.**
C/O ARCHER, CATHRO & ASSOCIATES (1981) LIMITED
1016-510 W HASTINGS ST
VANCOUVER BC V6B 1L8

Finalized Date: 5-SEP-2012
Account: RANSIL

CERTIFICATE WH12193373

Project: SNAIL

P.O. No.:

This report is for 13 Rock samples submitted to our lab in Whitehorse, YT, Canada on 17-AUG-2012.

The following have access to data associated with this certificate:

MATT DUMALA	JOAN MARIACHER	HEATHER SMITH

SAMPLE PREPARATION

ALS CODE	DESCRIPTION
WEI-21	Received Sample Weight
LOG-22	Sample login - Rcd w/o BarCode
CRU-31	Fine crushing - 70%<2mm
SPL-22Y	Split Sample - Boyd Rotary Splitter
CRU-QC	Crushing QC Test
PUL-QC	Pulverizing QC Test
PUL-31	Pulverize split to 85%<75 um

ANALYTICAL PROCEDURES

ALS CODE	DESCRIPTION	INSTRUMENT
Au-AA24	Au 50g FA AA finish	AAS
ME-OG62	Ore Grade Elements - Four Acid	ICP-AES
ME-MS61	48 element four acid ICP-MS	
Ag-OG62	Ore Grade Ag - Four Acid	VARIABLE
Pb-OG62	Ore Grade Pb - Four Acid	VARIABLE
Zn-OG62	Ore Grade Zn - Four Acid	VARIABLE
Ag-GRA21	Ag 30g FA-GRAV finish	WST-SIM
Sn-XRF05	Sn-Trace Level XRF Analysis	XRF

To: **SILVER RANGE RESOURCES LTD.**
ATTN: JOAN MARIACHER
C/O ARCHER, CATHRO & ASSOCIATES (1981) LIMITED
1016-510 W HASTINGS ST
VANCOUVER BC V6B 1L8

This is the Final Report and supersedes any preliminary report with this certificate number. Results apply to samples as submitted. All pages of this report have been checked and approved for release.

***** See Appendix Page for comments regarding this certificate *****

Signature:

Colin Ramshaw, Vancouver Laboratory Manager

ALS Canada Ltd.
2103 Dollarton Hwy
North Vancouver BC V7H 0A7
Phone: 604 984 0221 Fax: 604 984 0218 www.alsglobal.com

To: **SILVER RANGE RESOURCES LTD.**
C/O ARCHER, CATHRO & ASSOCIATES (1981) LIMITED
1016-510 W HASTINGS ST
VANCOUVER BC V6B 1L8

Finalized Date: 5-SEP-2012
Account: RANSIL

Project: SNAIL

CERTIFICATE OF ANALYSIS WH12193373

Sample Description	Method	WEI-21	Au-AA24	ME-MS61	ME-MS61	ME-MS61	ME-MS61	ME-MS61	ME-MS61	ME-MS61	ME-MS61	ME-MS61	ME-MS61	ME-MS61	ME-MS61	ME-MS61
	Analyte	Recvd Wt.	Au	Ag	Al	As	Ba	Be	Bi	Ca	Cd	Ce	Co	Cr	Cs	Cu
	Units	kg	ppm	ppm	%	ppm	ppm	ppm	ppm	%	ppm	ppm	ppm	ppm	ppm	ppm
	LOR	0.02	0.005	0.01	0.01	0.2	10	0.05	0.01	0.01	0.02	0.01	0.1	1	0.05	0.2
M676846		0.38	<0.005	5.69	2.17	3390	830	0.54	96.2	14.65	16.80	24.2	7.1	56	9.32	147.5
M676847		0.41	<0.005	14.95	1.34	665	380	0.23	2.06	20.4	6.91	13.55	1.6	18	12.20	30.4
M676848		0.46	<0.005	>100	1.50	4950	730	0.27	33.8	13.35	60.8	13.25	0.7	25	4.12	1270
M676849		0.49	0.015	46.8	1.22	>10000	260	0.23	150.5	7.73	673	14.25	6.9	39	11.10	769
M676850		0.70	2.17	>100	0.56	>10000	220	0.12	4.37	3.19	575	11.40	0.9	22	1.68	1775
M676851		0.95	0.038	38.3	4.03	>10000	440	0.69	138.5	2.74	43.7	40.8	6.6	23	7.18	174.0
M676852		0.88	0.137	>100	1.35	2440	710	0.28	186.5	3.42	111.5	15.65	1.5	35	2.68	435
M676853		0.73	0.281	>100	0.96	>10000	200	0.16	259	0.90	344	5.46	6.3	11	1.56	598
M676854		1.09	0.058	>100	0.77	>10000	180	0.12	126.5	0.88	275	11.85	0.9	13	1.65	783
M676855		0.93	0.011	8.78	1.84	2000	840	0.40	2.74	5.46	47.1	27.7	1.2	74	4.95	241
M676856		0.51	0.008	6.97	2.98	3450	1120	0.39	7.55	10.10	12.35	19.65	4.8	28	4.51	35.9
M676857		0.52	<0.005	12.45	3.55	2430	1630	1.16	4.48	6.05	8.77	53.2	8.9	59	4.81	50.0
M676858		0.66	<0.005	54.4	0.14	223	90	<0.05	66.7	28.0	6.91	31.0	0.6	<1	0.21	17.4

***** See Appendix Page for comments regarding this certificate *****

ALS Canada Ltd.
2103 Dollarton Hwy
North Vancouver BC V7H 0A7
Phone: 604 984 0221 Fax: 604 984 0218 www.alsglobal.com

To: **SILVER RANGE RESOURCES LTD.**
C/O ARCHER, CATHRO & ASSOCIATES (1981) LIMITED
1016- 510 W HASTINGS ST
VANCOUVER BC V6B 1L8

Finalized Date: 5- SEP- 2012
Account: RANSIL

Project: SNAIL

CERTIFICATE OF ANALYSIS WH12193373

Sample Description	Method	ME-MS61	ME-MS61	ME-MS61	ME-MS61	ME-MS61	ME-MS61	ME-MS61	ME-MS61	ME-MS61	ME-MS61	ME-MS61	ME-MS61	ME-MS61	ME-MS61	ME-MS61
	Analyte	Fe	Ga	Ge	Hf	In	K	La	Li	Mg	Mn	Mo	Na	Nb	Ni	P
	Units	%	ppm	ppm	ppm	ppm	%	ppm	ppm	%	ppm	ppm	%	ppm	ppm	ppm
	LOR	0.01	0.05	0.05	0.1	0.005	0.01	0.5	0.2	0.01	5	0.05	0.01	0.1	0.2	10
M676846		3.18	6.05	0.19	1.4	1.560	1.38	15.8	24.7	1.22	892	1.87	0.03	4.6	34.9	3330
M676847		0.61	3.92	0.11	0.8	0.046	0.89	8.5	27.4	1.34	733	2.12	0.01	3.0	7.3	770
M676848		0.66	3.83	0.27	0.8	0.581	1.03	8.3	15.8	1.37	665	5.23	0.02	2.7	4.2	1320
M676849		10.00	5.42	0.33	0.6	11.85	0.54	10.1	17.4	1.54	1840	4.72	0.01	2.3	47.1	2480
M676850		12.55	2.83	1.33	0.3	0.217	0.29	11.8	16.5	0.13	1080	10.40	0.02	0.3	9.3	2200
M676851		5.73	11.20	0.67	1.8	2.93	1.97	21.5	25.9	1.18	398	8.39	0.24	6.2	7.1	450
M676852		2.22	4.00	0.27	0.9	2.05	0.63	11.7	13.7	0.50	554	15.20	0.04	2.5	4.6	2640
M676853		12.40	4.82	0.89	0.3	19.70	0.64	3.0	6.4	0.07	316	1.58	0.02	1.0	1.0	60
M676854		14.95	6.48	1.44	0.5	22.1	0.39	7.3	8.3	0.31	358	6.81	0.02	1.6	2.4	220
M676855		1.35	5.33	0.10	1.2	0.088	0.90	18.5	11.1	0.33	12650	12.10	0.01	3.7	27.8	4550
M676856		0.98	9.36	0.11	1.5	0.365	1.61	8.5	18.1	0.46	3070	8.45	0.03	6.0	8.7	640
M676857		2.48	9.86	0.18	2.2	0.596	1.96	31.4	15.7	2.88	530	13.50	0.41	7.3	59.6	1480
M676858		0.15	0.67	0.21	0.2	0.064	0.11	17.8	2.4	0.16	2910	1.47	<0.01	0.4	<0.2	60

***** See Appendix Page for comments regarding this certificate *****

ALS Canada Ltd.
2103 Dollarton Hwy
North Vancouver BC V7H 0A7
Phone: 604 984 0221 Fax: 604 984 0218 www.alsglobal.com

To: **SILVER RANGE RESOURCES LTD.**
C/O ARCHER, CATHRO & ASSOCIATES (1981) LIMITED
1016- 510 W HASTINGS ST
VANCOUVER BC V6B 1L8

Finalized Date: 5- SEP- 2012
Account: RANSIL

Project: SNAIL

CERTIFICATE OF ANALYSIS WH12193373

Sample Description	Method	ME-MS61	ME-MS61	ME-MS61	ME-MS61	ME-MS61	ME-MS61	ME-MS61	ME-MS61	ME-MS61	ME-MS61	ME-MS61	ME-MS61	ME-MS61	ME-MS61	ME-MS61
	Analyte	Pb	Rb	Re	S	Sb	Sc	Se	Sn	Sr	Ta	Te	Th	Ti	Tl	U
	Units	ppm	ppm	ppm	%	ppm	ppm	ppm	ppm	ppm	ppm	ppm	ppm	%	ppm	ppm
	LOR	0.5	0.1	0.002	0.01	0.05	0.1	1	0.2	0.2	0.05	0.05	0.2	0.005	0.02	0.1
M676846		349	120.0	0.002	0.30	192.0	3.8	18	72.2	272	0.34	0.47	3.2	0.144	2.45	3.7
M676847		1800	95.7	0.002	0.04	28.9	2.3	6	107.5	354	0.21	<0.05	2.0	0.091	1.61	2.9
M676848		>10000	71.6	0.004	0.20	266	2.1	64	>500	199.5	0.23	0.09	1.9	0.088	0.86	3.3
M676849		477	67.2	<0.002	0.08	337	2.2	50	40.1	138.0	0.16	0.80	1.5	0.068	1.11	3.3
M676850		>10000	22.9	0.004	2.17	>10000	2.1	360	>500	291	<0.05	0.07	0.9	0.022	4.08	11.2
M676851		1050	105.5	0.011	2.46	166.0	9.4	153	55.6	112.0	0.50	14.75	6.0	0.235	1.78	2.3
M676852		>10000	37.8	0.010	1.21	>10000	1.5	68	>500	116.5	0.17	0.41	2.1	0.124	1.00	1.6
M676853		>10000	37.7	<0.002	9.44	295	2.2	163	337	16.0	0.07	2.19	1.1	0.036	0.81	0.6
M676854		>10000	29.2	0.002	9.22	893	1.0	317	>500	25.7	0.12	2.93	1.2	0.054	0.59	1.0
M676855		1360	73.2	0.002	0.05	1315	3.8	5	174.5	72.6	0.28	<0.05	3.9	0.134	1.37	3.8
M676856		343	126.0	0.022	0.61	57.6	4.1	8	141.5	66.2	0.47	0.70	4.2	0.198	1.27	1.5
M676857		1265	96.6	0.062	0.45	67.5	9.5	11	61.7	186.0	0.58	0.09	6.5	0.227	1.31	6.9
M676858		>10000	6.5	<0.002	0.07	5940	3.5	43	29.7	169.5	<0.05	0.26	0.3	0.011	0.41	2.0

***** See Appendix Page for comments regarding this certificate *****

ALS Canada Ltd.
2103 Dollarton Hwy
North Vancouver BC V7H 0A7
Phone: 604 984 0221 Fax: 604 984 0218 www.alsglobal.com

To: **SILVER RANGE RESOURCES LTD.**
C/O ARCHER, CATHRO & ASSOCIATES (1981) LIMITED
1016-510 W HASTINGS ST
VANCOUVER BC V6B 1L8

Finalized Date: 5-SEP-2012
Account: RANSIL

Project: SNAIL

CERTIFICATE OF ANALYSIS WH12193373

Sample Description	Method	ME-MS61	ME-MS61	ME-MS61	ME-MS61	ME-MS61	Ag-OG62	Pb-OG62	Zn-OG62	Ag-GRA21	Sn-XRF05
	Analyte	V	W	Y	Zn	Zr	Ag	Pb	Zn	Ag	Sn
	Units	ppm	ppm	ppm	ppm	ppm	ppm	%	%	ppm	ppm
	LOR	1	0.1	0.1	2	0.5	1	0.001	0.001	5	5
M676846		49	1.5	19.2	2530	52.2					
M676847		30	1.0	10.2	211	28.7					
M676848		37	6.1	8.7	4030	27.8	305	4.38			1330
M676849		35	1.5	14.0	>10000	24.2			8.27		
M676850		15	0.4	7.7	>10000	12.6	>1500	8.96	1.390	1500	2090
M676851		73	4.5	17.4	3120	56.2					
M676852		15	2.4	10.2	4710	26.6	126	6.73			997
M676853		11	3.4	2.2	>10000	10.9	209	1.140	2.37		
M676854		30	3.3	3.2	>10000	14.6	309	3.35	2.09		1210
M676855		77	44.0	25.1	5240	42.9					
M676856		78	3.4	14.6	613	50.2					
M676857		113	2.7	34.8	946	77.4					
M676858		3	0.3	31.4	47	5.4		1.460			

***** See Appendix Page for comments regarding this certificate *****

ALS Canada Ltd.
2103 Dollarton Hwy
North Vancouver BC V7H 0A7
Phone: 604 984 0221 Fax: 604 984 0218 www.alsglobal.com

To: **SILVER RANGE RESOURCES LTD.**
C/O ARCHER, CATHRO & ASSOCIATES (1981) LIMITED
1016-510 W HASTINGS ST
VANCOUVER BC V6B 1L8

Project: SNAIL

Finalized Date: 5-SEP-2012
Account: RANSIL

CERTIFICATE OF ANALYSIS WH12193373

Method	CERTIFICATE COMMENTS
ME-MS61	Interference: Ca>10% on ICP-MS As, ICP-AES results shown.
ME-MS61	REE's may not be totally soluble in this method.

ALS Canada Ltd.
2103 Dollarton Hwy
North Vancouver BC V7H 0A7
Phone: 604 984 0221 Fax: 604 984 0218 www.alsglobal.com

To: **SILVER RANGE RESOURCES LTD.**
C/O ARCHER, CATHRO & ASSOCIATES (1981) LIMITED
1016-510 W HASTINGS ST
VANCOUVER BC V6B 1L8

Finalized Date: 6-SEP-2012
Account: RANSIL

CERTIFICATE WH12194658

Project: KEG(MAIN-GROUP1)

P.O. No.: Batch 80

This report is for 36 Drill Core samples submitted to our lab in Whitehorse, YT, Canada on 20-AUG-2012.

The following have access to data associated with this certificate:

MATT DUMALA	JOAN MARIACHER	HEATHER SMITH

SAMPLE PREPARATION

ALS CODE	DESCRIPTION
WEI-21	Received Sample Weight
LOG-22	Sample login - Rcd w/o BarCode
CRU-31	Fine crushing - 70%<2mm
CRU-QC	Crushing QC Test
SPL-21	Split sample - riffle splitter
PUL-QC	Pulverizing QC Test
PUL-31	Pulverize split to 85%<75 um
LOG-22d	Sample login - Rcd w/o BarCode dup
SPL-21d	Split sample - duplicate
PUL-31d	Pulverize Split - duplicate
LOG-23	Pulp Login - Rcvd with Barcode

ANALYTICAL PROCEDURES

ALS CODE	DESCRIPTION	INSTRUMENT
Au-AA24	Au 50g FA AA finish	AAS
ME-OG62	Ore Grade Elements - Four Acid	ICP-AES
Sn-XRF05	Sn-Trace Level XRF Analysis	XRF
ME-MS61	48 element four acid ICP-MS	
Zn-OG62	Ore Grade Zn - Four Acid	VARIABLE

To: **SILVER RANGE RESOURCES LTD.**
ATTN: JOAN MARIACHER
C/O ARCHER, CATHRO & ASSOCIATES (1981) LIMITED
1016-510 W HASTINGS ST
VANCOUVER BC V6B 1L8

This is the Final Report and supersedes any preliminary report with this certificate number. Results apply to samples as submitted. All pages of this report have been checked and approved for release.

***** See Appendix Page for comments regarding this certificate *****

Signature: 

Colin Ramshaw, Vancouver Laboratory Manager

ALS Canada Ltd.
2103 Dollarton Hwy
North Vancouver BC V7H 0A7
Phone: 604 984 0221 Fax: 604 984 0218 www.alsglobal.com

To: **SILVER RANGE RESOURCES LTD.**
C/O ARCHER, CATHRO & ASSOCIATES (1981) LIMITED
1016-510 W HASTINGS ST
VANCOUVER BC V6B 1L8

Finalized Date: 6-SEP-2012
Account: RANSIL

Project: KEG(MAIN-GROUP1)

CERTIFICATE OF ANALYSIS WH12194658

Sample Description	Method / Analyte / Units / LOR	WEI-21 Recvd Wt. kg 0.02	Au-AA24 Au ppm 0.005	Sn-XRF05 Sn ppm 5	ME-MS61 Ag ppm 0.01	ME-MS61 Al % 0.01	ME-MS61 As ppm 0.2	ME-MS61 Ba ppm 10	ME-MS61 Be ppm 0.05	ME-MS61 Bi ppm 0.01	ME-MS61 Ca % 0.01	ME-MS61 Cd ppm 0.02	ME-MS61 Ce ppm 0.01	ME-MS61 Co ppm 0.1	ME-MS61 Cr ppm 1	ME-MS61 Cs ppm 0.05
K285449		7.64	0.009	102	5.63	4.20	125.0	960	1.22	11.00	7.16	7.60	49.7	7.1	56	4.76
K285450		8.07	<0.005	164	9.47	4.57	196.0	800	1.14	18.90	7.21	10.55	50.0	7.8	67	13.15
K285451		8.05	<0.005	31	1.36	5.20	56.0	730	1.63	2.92	4.97	2.21	55.8	9.5	79	8.15
K285452		<0.02	<0.005	32	0.89	5.28	30.2	750	1.57	1.93	4.88	1.37	54.4	9.3	78	8.68
K285453		7.39	<0.005	112	11.00	4.86	141.5	620	1.39	20.5	7.08	15.90	53.8	8.6	72	11.50
K285454		8.19	<0.005	155	4.56	4.53	420	910	1.23	8.91	7.83	7.51	54.4	7.2	57	8.91
K285455		8.23	<0.005	74	13.75	4.04	81.0	800	1.25	26.7	8.20	19.25	43.1	7.1	52	5.66
K285456		8.22	<0.005	92	1.87	3.89	44.3	860	1.14	3.10	8.68	7.08	41.1	6.8	60	5.83
K285457		7.58	<0.005	98	2.20	3.86	40.5	1010	0.91	3.81	7.13	0.82	41.3	6.7	39	4.48
K285458		0.26	0.015	269	24.4	3.76	1085	630	1.09	94.6	8.02	303	44.0	13.4	51	4.51
K285459		7.92	<0.005	95	0.73	3.43	49.6	810	1.05	1.00	7.24	2.72	39.8	6.8	50	5.61
K285460		8.00	<0.005	67	0.75	4.03	33.5	1070	1.16	0.97	6.98	1.57	46.4	6.7	47	3.77
K285461		7.77	<0.005	74	3.03	4.05	33.4	870	1.29	5.60	7.55	4.73	41.2	6.5	54	4.99
K285462		7.58	<0.005	101	2.98	4.01	21.9	1120	1.19	6.16	8.73	3.01	49.0	6.2	47	6.52
K285463		7.81	<0.005	102	3.35	4.03	23.7	1170	1.23	6.58	9.50	2.17	46.3	6.5	50	5.24
K285464		3.52	<0.005	100	4.30	3.90	24.9	1130	1.22	8.56	8.90	4.36	41.6	6.4	50	5.53
K285465		7.69	<0.005	122	1.53	4.03	46.4	1260	1.19	3.02	9.38	2.17	48.3	7.3	55	4.95
K285466		7.37	<0.005	77	2.06	3.49	30	630	1.17	4.21	11.70	9.30	39.2	6.6	46	5.59
K285467		6.63	<0.005	18	1.41	3.87	31.2	870	1.14	2.84	5.20	1.99	36.7	6.6	47	4.11
K285468		7.07	<0.005	102	5.71	3.70	100.5	600	1.13	11.90	9.55	10.20	39.9	5.8	47	4.95
K285469		7.26	<0.005	177	24.2	3.29	22.5	950	0.96	22.8	7.86	145.5	38.3	5.5	33	3.61
K285470		2.56	<0.005	<5	0.09	0.16	<5	60	0.12	0.07	21.3	0.35	1.47	0.9	1	0.58
K285471		5.17	<0.005	78	2.13	3.31	282	550	1.09	2.98	13.55	7.48	29.8	4.0	27	4.94
K285472		7.62	<0.005	138	1.24	1.58	336	390	0.76	0.94	19.35	5.62	15.75	1.3	9	1.48
K285473		7.40	<0.005	126	2.03	3.80	175.5	950	1.42	1.49	7.24	7.09	42.0	3.7	45	5.98
K285474		7.46	<0.005	34	0.64	5.68	95.1	1120	1.81	0.52	4.05	0.78	60.6	9.5	62	9.25
K285475		0.26	<0.005	170	13.55	3.93	118.0	1420	1.26	46.7	7.45	56.4	43.3	6.6	57	4.98
K285476		7.93	<0.005	176	1.17	3.79	184.0	1280	1.00	0.71	8.02	3.41	47.0	5.1	43	4.03
K285477		7.86	<0.005	369	1.66	3.76	136.0	1240	0.90	0.86	9.59	3.84	42.9	4.5	35	2.98
K285478		8.09	<0.005	180	0.53	4.47	86.2	2290	0.99	0.25	7.40	0.5	47.7	4.9	54	4.11
K285479		8.12	<0.005	376	5.98	4.35	232	1590	1.05	5.24	8.13	19.80	50.1	6.9	48	3.43
K285480		2.56	<0.005	<5	0.09	0.08	<5	30	0.08	0.06	20.8	0.09	1.52	0.8	<1	0.33
K285481		8.67	<0.005	236	0.42	5.35	85.4	1550	1.76	0.23	6.77	0.6	65.5	8.5	68	6.37
K285482		8.25	<0.005	223	2.47	4.37	36.7	1730	1.21	2.55	7.52	8.17	46.4	5.5	42	6.47
K285483		7.93	<0.005	109	1.16	4.12	55.4	1540	1.45	1.24	8.17	1.13	47.4	7.8	50	6.69
K285484		7.44	<0.005	144	3.05	3.48	145.5	1820	1.10	3.59	8.26	11.85	42.1	6.0	54	9.17

***** See Appendix Page for comments regarding this certificate *****

ALS Canada Ltd.
2103 Dollarton Hwy
North Vancouver BC V7H 0A7
Phone: 604 984 0221 Fax: 604 984 0218 www.alsglobal.com

To: **SILVER RANGE RESOURCES LTD.**
C/O ARCHER, CATHRO & ASSOCIATES (1981) LIMITED
1016-510 W HASTINGS ST
VANCOUVER BC V6B 1L8

Finalized Date: 6-SEP-2012
Account: RANSIL

Project: KEG(MAIN-GROUP1)

CERTIFICATE OF ANALYSIS WH12194658

Sample Description	Method	ME-MS61	ME-MS61	ME-MS61	ME-MS61	ME-MS61	ME-MS61	ME-MS61	ME-MS61	ME-MS61	ME-MS61	ME-MS61	ME-MS61	ME-MS61	ME-MS61	ME-MS61
	Analyte	Cu	Fe	Ga	Ge	Hf	In	K	La	Li	Mg	Mn	Mo	Na	Nb	Ni
	Units	ppm	%	ppm	ppm	ppm	ppm	%	ppm	ppm	%	ppm	ppm	%	ppm	ppm
	LOR	0.2	0.01	0.05	0.05	0.1	0.005	0.01	0.5	0.2	0.01	5	0.05	0.01	0.1	0.2
K285449		142.5	2.00	11.55	0.19	2.1	0.072	2.26	27.7	45.2	2.15	860	20.6	0.18	8.3	58.1
K285450		321	2.38	12.15	0.19	1.9	0.067	2.11	28.8	26.6	2.37	1100	21.7	0.36	8.3	67.3
K285451		127.0	2.23	14.75	0.18	2.3	0.057	2.85	29.2	21.3	2.59	507	6.09	0.58	9.2	81.3
K285452		121.0	2.20	14.50	0.23	2.2	0.041	2.92	27.9	22.4	2.54	504	6.23	0.57	9.3	82.9
K285453		270	2.37	13.25	0.21	2.0	0.175	2.19	29.5	22.5	2.78	1180	8.73	0.49	9.1	61.7
K285454		184.0	2.14	11.85	0.18	1.9	0.008	1.99	28.8	37.7	2.33	1320	7.42	0.34	9.0	41.5
K285455		344	2.27	9.57	0.20	1.7	0.221	1.84	23.4	35.8	2.81	1280	4.83	0.22	7.4	41.1
K285456		168.0	1.87	11.15	0.15	1.5	0.030	1.78	22.7	17.0	2.20	740	6.94	0.19	6.9	43.5
K285457		76.6	1.53	8.49	0.16	1.4	<0.005	1.96	20.3	40.9	1.84	672	3.51	0.15	6.7	32.4
K285458		1875	5.69	11.45	0.24	1.2	22.7	1.35	22.5	30.6	2.12	2580	14.70	0.16	7.6	52.0
K285459		73.4	1.59	9.25	0.14	1.5	0.035	1.57	21.0	20.6	2.10	638	4.40	0.11	6.5	40.9
K285460		127.5	1.86	10.05	0.17	1.6	0.023	1.99	22.9	32.0	2.04	493	2.99	0.26	7.3	36.0
K285461		75.9	1.71	9.86	0.19	1.6	0.052	1.64	20.7	50.0	2.19	737	3.83	0.17	7.2	42.1
K285462		140.0	1.85	9.54	0.14	2.4	0.042	1.60	25.2	33.8	2.21	926	3.40	0.18	7.5	36.2
K285463		75.2	1.97	10.75	0.16	1.7	<0.005	1.96	24.8	26.3	2.53	864	3.53	0.15	7.7	44.7
K285464		107.0	1.89	10.30	0.17	1.6	0.040	1.90	21.5	24.0	2.44	823	3.36	0.16	7.7	44.4
K285465		83.1	1.98	9.86	0.17	1.7	<0.005	2.11	24.0	27.5	2.68	849	3.68	0.13	8.2	53.4
K285466		81.1	1.77	9.20	0.15	1.4	0.116	1.18	21.3	27.2	2.17	686	2.70	0.08	6.6	40.8
K285467		74.6	1.53	7.83	0.15	1.4	0.039	1.79	17.7	35.8	1.96	421	2.43	0.15	6.4	40.2
K285468		112.5	1.61	8.60	0.17	1.6	0.151	1.15	20.3	38.6	1.73	888	5.82	0.10	7.2	33.2
K285469		1285	2.90	9.54	0.25	1.4	3.14	1.22	18.7	49.7	1.85	1370	3.34	0.09	6.5	34.6
K285470		4.0	0.49	0.41	0.10	<0.1	<0.005	0.08	0.7	2.2	13.60	209	0.23	0.01	0.3	3.2
K285471		210	1.59	8.75	0.16	1.3	0.045	1.14	14.8	31.1	0.81	547	11.20	0.08	5.3	33.3
K285472		101.5	0.72	4.30	0.14	0.8	<0.005	0.33	8.4	18.0	0.72	706	3.55	0.01	2.7	9.2
K285473		176.0	1.06	8.36	0.18	1.6	<0.005	1.63	20.5	36.7	1.65	708	7.51	0.10	7.6	27.1
K285474		194.5	1.92	12.90	0.20	2.4	0.008	4.02	30.2	49.7	1.68	339	11.20	0.29	11.4	51.3
K285475		734	3.20	10.95	0.17	1.5	2.07	1.71	22.9	36.5	2.11	1610	12.65	0.21	7.6	46.3
K285476		232	1.43	9.10	0.16	1.7	<0.005	2.24	25.5	35.9	1.83	978	7.73	0.11	7.7	32.4
K285477		326	2.00	10.70	0.14	1.4	<0.005	1.58	22.5	42.3	2.08	1840	6.63	0.06	6.6	31.3
K285478		146.0	1.64	11.00	0.19	1.8	<0.005	3.61	22.5	40.7	2.62	1270	7.65	0.15	9.1	36.1
K285479		525	1.57	11.50	0.22	1.8	<0.005	2.69	25.0	50.8	2.11	1260	7.00	0.09	8.5	49.7
K285480		164.5	0.48	0.30	0.14	<0.1	<0.005	0.04	0.9	1.4	13.20	213	0.23	0.01	0.2	3.1
K285481		132.5	2.02	14.90	0.23	2.4	<0.005	3.18	34.7	64.2	2.27	866	13.85	0.33	10.3	53.6
K285482		416	1.33	11.05	0.20	1.7	<0.005	1.97	22.5	39.3	2.03	846	5.73	0.21	8.2	35.1
K285483		89.4	1.17	9.85	0.22	2.0	<0.005	1.87	25.1	36.3	2.09	790	5.36	0.16	8.3	48.7
K285484		358	1.48	8.66	0.19	1.6	0.046	1.78	24.0	23.9	2.55	871	4.96	0.20	6.7	45.1

***** See Appendix Page for comments regarding this certificate *****

ALS Canada Ltd.
2103 Dollarton Hwy
North Vancouver BC V7H 0A7
Phone: 604 984 0221 Fax: 604 984 0218 www.alsglobal.com

To: **SILVER RANGE RESOURCES LTD.**
C/O ARCHER, CATHRO & ASSOCIATES (1981) LIMITED
1016-510 W HASTINGS ST
VANCOUVER BC V6B 1L8

Finalized Date: 6-SEP-2012
Account: RANSIL

Project: KEG(MAIN-GROUP1)

CERTIFICATE OF ANALYSIS WH12194658

Sample Description	Method	ME-MS61	ME-MS61	ME-MS61	ME-MS61	ME-MS61	ME-MS61	ME-MS61	ME-MS61	ME-MS61	ME-MS61	ME-MS61	ME-MS61	ME-MS61	ME-MS61	ME-MS61
	Analyte	P	Pb	Rb	Re	S	Sb	Sc	Se	Sn	Sr	Ta	Te	Th	Ti	Tl
	Units	ppm	ppm	ppm	ppm	%	ppm	ppm	ppm	ppm	ppm	ppm	ppm	ppm	%	ppm
	LOR	10	0.5	0.1	0.002	0.01	0.05	0.1	1	0.2	0.2	0.05	0.05	0.2	0.005	0.02
K285449		2150	675	119.0	0.015	0.68	13.65	7.9	16	99.9	287	0.66	0.08	6.8	0.278	1.34
K285450		2080	1220	106.0	0.017	0.87	3.65	8.3	22	153.5	385	0.66	0.19	7.1	0.285	1.14
K285451		1460	125.0	144.5	0.016	0.96	4.04	11.4	18	25.5	344	0.69	<0.05	8.0	0.312	1.60
K285452		1400	72.7	150.5	0.011	0.95	4.43	11.2	16	26.0	389	0.71	<0.05	8.0	0.316	1.66
K285453		1550	1450	110.5	0.012	0.85	4.90	9.5	30	111.0	330	0.70	0.12	7.6	0.314	1.28
K285454		1760	590	101.5	0.010	0.57	6.17	8.3	12	145.5	277	0.72	0.05	7.4	0.306	1.02
K285455		1860	1670	90.0	0.008	0.68	6.83	7.8	27	65.1	318	0.55	0.14	6.0	0.251	1.04
K285456		1270	267	97.3	0.014	0.41	5.49	7.2	14	87.2	219	0.51	0.08	5.5	0.235	1.00
K285457		830	343	102.0	0.009	0.31	5.19	6.4	10	92.3	268	0.51	0.05	5.6	0.236	1.02
K285458		850	1565	67.1	0.022	2.68	8.28	6.5	52	228	160.0	0.58	0.50	5.5	0.250	0.67
K285459		930	63.9	85.0	0.010	0.21	4.00	7.6	8	90.5	190.5	0.49	<0.05	5.2	0.217	0.82
K285460		630	75.5	97.5	0.009	0.57	6.02	7.3	12	57.6	340	0.57	0.07	5.9	0.253	0.97
K285461		710	367	89.5	0.015	0.41	7.57	8.1	15	61.8	339	0.58	0.08	5.9	0.253	0.92
K285462		780	411	76.8	0.007	0.41	4.27	7.7	12	84.9	390	0.59	0.09	6.5	0.264	0.85
K285463		710	406	93.2	0.011	0.28	5.19	9.4	12	98.3	415	0.55	0.12	6.2	0.254	0.88
K285464		670	498	93.4	0.008	0.32	5.17	9.1	15	87.6	369	0.54	0.07	6.1	0.255	0.92
K285465		800	163.5	102.0	0.011	0.27	6.86	9.4	10	109.0	315	0.61	<0.05	6.7	0.279	1.07
K285466		690	198.5	60.5	0.007	0.21	9.49	7.7	10	68.9	250	0.48	0.05	5.5	0.225	0.54
K285467		500	146.5	88.5	0.009	0.33	6.50	8.1	14	19.1	297	0.49	0.11	5.6	0.226	0.91
K285468		1010	652	56.3	0.015	0.33	11.05	7.1	19	87.5	187.0	0.54	0.12	5.8	0.251	0.66
K285469		780	4660	62.3	0.012	1.56	65.4	6.3	77	165.5	221	0.51	0.36	5.4	0.227	0.67
K285470		170	12.1	3.9	<0.002	<0.01	0.21	0.3	<1	0.7	40.1	<0.05	<0.05	<0.2	0.007	0.02
K285471		440	233	62.2	0.029	0.56	47.7	4.8	13	72.9	162.0	0.41	0.07	4.2	0.188	0.70
K285472		290	490	20.2	0.003	0.09	9.12	2.0	7	136.0	246	0.21	0.07	2.0	0.095	0.16
K285473		480	601	79.6	0.016	0.13	5.98	8.3	10	116.5	248	0.56	0.08	6.1	0.255	0.69
K285474		490	23.5	209	0.020	0.75	5.56	13.0	10	31.2	271	0.83	0.07	9.8	0.339	2.19
K285475		1070	1015	83.3	0.010	0.91	7.84	7.9	23	134.0	193.5	0.58	0.30	6.4	0.264	0.90
K285476		590	219	118.0	0.015	0.25	7.25	8.8	6	167.5	193.5	0.60	0.07	6.7	0.250	1.09
K285477		580	248	81.6	0.015	0.20	10.55	7.4	7	332	125.5	0.50	<0.05	5.3	0.227	0.90
K285478		870	29.7	182.5	0.019	0.21	6.19	10.1	4	171.5	219	0.67	0.06	7.0	0.295	1.76
K285479		660	1595	136.0	0.017	0.30	11.10	9.8	20	345	167.0	0.64	0.19	6.8	0.279	1.32
K285480		180	10.7	2.5	<0.002	<0.01	1.22	0.3	1	4.3	45.1	<0.05	<0.05	<0.2	<0.005	<0.02
K285481		690	41.0	171.5	0.031	0.79	8.69	12.9	8	200	285	0.79	0.06	9.2	0.339	1.70
K285482		530	494	97.0	0.017	0.18	6.44	9.3	8	206	419	0.59	<0.05	6.8	0.265	0.95
K285483		640	272	96.6	0.025	0.13	10.65	10.5	6	113.0	297	0.60	0.08	6.7	0.257	0.91
K285484		1100	643	90.4	0.028	0.28	5.45	9.5	11	139.0	286	0.49	0.10	5.3	0.217	0.86

***** See Appendix Page for comments regarding this certificate *****

ALS Canada Ltd.
2103 Dollarton Hwy
North Vancouver BC V7H 0A7
Phone: 604 984 0221 Fax: 604 984 0218 www.alsglobal.com

To: **SILVER RANGE RESOURCES LTD.**
C/ O ARCHER, CATHRO & ASSOCIATES (1981) LIMITED
1016- 510 W HASTINGS ST
VANCOUVER BC V6B 1L8

Finalized Date: 6- SEP- 2012
Account: RANSIL

Project: KEG(MAIN- GROUP1)

CERTIFICATE OF ANALYSIS WH12194658

Sample Description	Method / Analyte / Units / LOR	ME- MS61 U ppm 0.1	ME- MS61 V ppm 1	ME- MS61 W ppm 0.1	ME- MS61 Y ppm 0.1	ME- MS61 Zn ppm 2	ME- MS61 Zr ppm 0.5	Zn- OG62 Zn % 0.001
K285449		4.3	187	1.5	32.1	491	65.7	
K285450		4.5	237	1.4	33.8	692	64.4	
K285451		3.8	146	1.2	35.9	158	72.1	
K285452		3.6	145	1.1	32.8	107	75.3	
K285453		4.2	159	1.2	34.5	1050	69.1	
K285454		3.7	130	1.5	32.4	528	61.4	
K285455		3.4	109	1.3	28.6	1220	55.5	
K285456		3.4	126	1.5	24.8	473	49.0	
K285457		2.4	82	1.8	21.1	92	45.8	
K285458		3.2	106	5.7	22.7	>10000	34.6	1.485
K285459		3.2	106	1.3	22.8	191	45.4	
K285460		2.6	84	1.3	23.5	128	49.6	
K285461		2.8	102	1.4	22.5	312	51.1	
K285462		3.0	89	1.8	24.1	239	51.6	
K285463		2.9	90	1.2	22.8	178	55.0	
K285464		2.9	87	1.2	22.6	297	49.6	
K285465		3.5	100	1.5	23.9	194	51.3	
K285466		3.5	79	1.3	19.8	622	45.2	
K285467		2.9	75	1.1	17.3	156	40.1	
K285468		3.6	107	1.5	22.5	703	42.3	
K285469		3.0	60	1.2	18.2	8660	51.0	
K285470		0.7	6	0.2	0.8	42	0.5	
K285471		2.3	97	2.5	14.1	363	36.0	
K285472		1.5	36	4.0	8.2	362	20.7	
K285473		2.8	118	1.7	21.4	411	49.6	
K285474		4.0	216	1.5	26.1	64	75.4	
K285475		3.3	129	3.1	25.0	2960	43.2	
K285476		2.9	157	1.5	22.9	242	50.7	
K285477		2.5	131	1.3	22.6	291	41.9	
K285478		3.0	155	1.1	28.3	61	55.2	
K285479		4.1	154	1.6	26.5	1140	50.5	
K285480		0.5	4	0.2	0.9	121	<0.5	
K285481		4.5	242	2.3	31.2	51	71.5	
K285482		2.7	134	3.4	21.3	483	50.8	
K285483		3.4	116	2.2	26.9	97	63.3	
K285484		3.5	96	1.9	28.9	644	51.6	

***** See Appendix Page for comments regarding this certificate *****

ALS Canada Ltd.
2103 Dollarton Hwy
North Vancouver BC V7H 0A7
Phone: 604 984 0221 Fax: 604 984 0218 www.alsglobal.com

To: **SILVER RANGE RESOURCES LTD.**
C/O ARCHER, CATHRO & ASSOCIATES (1981) LIMITED
1016-510 W HASTINGS ST
VANCOUVER BC V6B 1L8

Project: KEG(MAIN-GROUP1)

Finalized Date: 6-SEP-2012
Account: RANSIL

CERTIFICATE OF ANALYSIS WH12194658

Method	CERTIFICATE COMMENTS
ME-MS61	Interference: Ca>10%on ICP-MS As,ICP-AES results shown.
ME-MS61	REE's may not be totally soluble in this method.

ALS Canada Ltd.

2103 Dollarton Hwy
North Vancouver BC V7H 0A7
Phone: 604 984 0221 Fax: 604 984 0218 www.alsglobal.com

To: **SILVER RANGE RESOURCES LTD.**
C/O ARCHER, CATHRO & ASSOCIATES (1981) LIMITED
1016-510 W HASTINGS ST
VANCOUVER BC V6B 1L8

Finalized Date: 7-SEP-2012
Account: RANSIL

CERTIFICATE WH12194659

Project: SNAP - Group 5

P.O. No.: Batch 33

This report is for 36 Drill Core samples submitted to our lab in Whitehorse, YT, Canada on 20-AUG-2012.

The following have access to data associated with this certificate:

MATT DUMALA	JOAN MARIACHER	HEATHER SMITH

SAMPLE PREPARATION

ALS CODE	DESCRIPTION
WEI-21	Received Sample Weight
LOG-22	Sample login - Rcd w/o BarCode
CRU-31	Fine crushing - 70%<2mm
CRU-QC	Crushing QC Test
SPL-21	Split sample - riffle splitter
PUL-QC	Pulverizing QC Test
PUL-31	Pulverize split to 85%<75 um
LOG-22d	Sample login - Rcd w/o BarCode dup
SPL-21d	Split sample - duplicate
PUL-31d	Pulverize Split - duplicate
LOG-23	Pulp Login - Rcvd with Barcode

ANALYTICAL PROCEDURES

ALS CODE	DESCRIPTION	INSTRUMENT
Au-AA24	Au 50g FA AA finish	AAS
ME-OG62	Ore Grade Elements - Four Acid	ICP-AES
Sn-XRF05	Sn-Trace Level XRF Analysis	XRF
ME-MS61	48 element four acid ICP-MS	
Pb-OG62	Ore Grade Pb - Four Acid	VARIABLE
Zn-OG62	Ore Grade Zn - Four Acid	VARIABLE

To: **SILVER RANGE RESOURCES LTD.**
ATTN: JOAN MARIACHER
C/O ARCHER, CATHRO & ASSOCIATES (1981) LIMITED
1016-510 W HASTINGS ST
VANCOUVER BC V6B 1L8

This is the Final Report and supersedes any preliminary report with this certificate number. Results apply to samples as submitted. All pages of this report have been checked and approved for release.

***** See Appendix Page for comments regarding this certificate *****

Signature: 

Colin Ramshaw, Vancouver Laboratory Manager

ALS Canada Ltd.
2103 Dollarton Hwy
North Vancouver BC V7H 0A7
Phone: 604 984 0221 Fax: 604 984 0218 www.alsglobal.com

To: **SILVER RANGE RESOURCES LTD.**
C/O ARCHER, CATHRO & ASSOCIATES (1981) LIMITED
1016-510 W HASTINGS ST
VANCOUVER BC V6B 1L8

Finalized Date: 7-SEP-2012
Account: RANSIL

Project: SNAP - Group 5

CERTIFICATE OF ANALYSIS WH12194659

Sample Description	Method / Analyte / Units / LOR	WEI-21 Recvd Wt. kg 0.02	Au-AA24 Au ppm 0.005	Sn-XRF05 Sn ppm 5	ME-MS61 Ag ppm 0.01	ME-MS61 Al % 0.01	ME-MS61 As ppm 0.2	ME-MS61 Ba ppm 10	ME-MS61 Be ppm 0.05	ME-MS61 Bi ppm 0.01	ME-MS61 Ca % 0.01	ME-MS61 Cd ppm 0.02	ME-MS61 Ce ppm 0.01	ME-MS61 Co ppm 0.1	ME-MS61 Cr ppm 1	ME-MS61 Cs ppm 0.05
M653213		2.26	0.007	148	3.46	7.27	153.0	110	4.73	0.86	0.13	37.8	58.6	3.8	7	23.8
M653214		3.55	<0.005	13	0.87	7.53	40.0	100	5.65	0.76	0.14	7.12	56.8	2.0	6	18.85
M653215		2.95	<0.005	12	0.79	7.91	31.8	100	6.61	0.79	0.14	18.35	56.7	1.8	8	19.55
M653216		1.29	<0.005	114	4.52	7.06	59.5	80	5.57	1.20	0.12	19.35	60.1	3.2	5	24.9
M653217		0.26	0.097	6	64.5	4.91	2620	620	0.72	4.38	7.09	134.5	28.9	13.9	40	3.03
M653218		2.29	<0.005	30	2.50	8.07	23.1	120	6.87	0.80	0.16	35.0	64.6	1.8	7	26.3
M653219		0.76	<0.005	165	2.50	7.50	35.7	120	4.32	0.77	0.05	16.15	76.3	5.8	9	26.7
M653220		0.75	0.008	541	55.4	5.42	579	120	4.16	2.24	0.06	104.5	35.7	9.6	7	17.15
M653221		2.72	<0.005	<5	0.11	0.09	5	20	0.09	0.02	21.6	0.31	1.29	1.2	<1	0.52
M653222		1.26	0.023	271	3.35	7.23	251	110	4.67	0.97	0.16	54.5	64.1	5.6	6	25.6
M653223		2.37	<0.005	287	5.52	7.18	63.7	100	6.75	0.65	0.15	91.5	59.8	5.9	6	24.1
M653224		1.57	0.008	715	2.37	6.77	91.9	90	5.52	1.75	0.08	26.4	59.1	5.6	5	24.0
M653225		2.49	<0.005	290	5.96	7.44	154.5	110	6.74	2.36	0.10	67.6	59.8	4.7	6	25.7
M653226		2.58	<0.005	67	2.69	7.29	125.5	120	5.56	0.78	0.08	8.42	70.3	2.8	7	25.3
M653227		5.10	<0.005	223	2.81	6.83	63.8	110	4.26	2.80	0.05	3.56	65.8	3.8	7	25.4
M653228		0.26	0.089	7	62.5	4.89	2640	620	0.79	4.51	7.09	133.5	29.6	13.9	41	3.00
M653229		2.95	<0.005	79	1.10	7.02	99.5	110	3.93	0.81	0.02	1.35	67.9	1.7	7	25.0
M653230		2.85	<0.005	81	1.30	8.22	102.0	160	4.54	1.66	0.05	2.20	67.1	1.6	6	24.6
M653231		1.31	<0.005	121	23.6	6.62	117.5	110	3.59	55.7	0.05	1.04	64.1	1.5	6	26.6
M653232		4.93	<0.005	84	1.70	7.82	41.3	190	5.83	1.61	0.20	23.8	61.5	4.1	7	23.1
M653233		2.54	<0.005	37	1.53	8.04	10.1	260	5.97	1.36	0.25	11.40	58.5	3.6	6	21.4
M653234		1.12	<0.005	34	1.44	7.84	5.4	260	6.15	1.06	0.24	11.40	71.6	3.5	4	19.85
M653235		0.95	0.009	81	3.42	6.74	92.6	80	3.47	0.84	0.17	18.40	54.7	6.6	6	27.6
M653236		1.40	<0.005	137	1.13	7.95	14.8	100	4.60	0.62	0.20	10.35	65.0	5.2	6	29.0
M653237		1.95	0.007	53	4.20	3.00	111.5	50	2.17	0.55	0.07	11.75	25.6	9.1	5	10.85
M653238		<0.02	0.008	58	4.40	3.15	120.5	50	2.13	0.58	0.07	11.95	25.3	9.5	6	11.05
M653239		4.11	<0.005	69	2.86	7.63	12.0	120	5.01	0.72	0.23	14.70	59.9	3.9	7	23.1
M653240		2.39	<0.005	57	3.49	7.79	17.0	180	4.88	1.27	0.22	13.50	65.1	5.1	7	22.6
M653241		3.18	<0.005	<5	0.02	0.10	<5	30	0.09	0.03	22.2	0.12	1.57	1.1	<1	0.38
M653242		4.34	<0.005	21	1.04	8.41	5.8	360	6.43	0.69	0.30	5.10	62.9	3.9	7	21.1
M653243		4.78	<0.005	28	0.77	7.87	22.6	480	5.18	0.49	0.89	4.04	57.2	5.4	7	20.6
M653244		5.16	<0.005	16	0.97	7.73	7.9	420	4.91	0.84	1.28	2.10	58.4	4.4	8	18.50
M653245		4.88	<0.005	9	0.25	7.24	2.8	510	4.80	0.50	1.76	0.19	48.8	3.6	8	14.45
M653246		3.64	<0.005	18	0.73	7.41	7.1	410	4.66	0.81	0.29	3.11	50.9	3.9	7	16.70
M653247		2.54	<0.005	9	0.26	8.06	3.3	600	4.84	0.50	0.77	0.62	57.8	4.5	9	12.90
M653248		1.56	<0.005	23	7.00	6.29	14.1	210	3.24	11.35	0.17	4.28	20.3	2.3	5	17.50

***** See Appendix Page for comments regarding this certificate *****

ALS Canada Ltd.
2103 Dollarton Hwy
North Vancouver BC V7H 0A7
Phone: 604 984 0221 Fax: 604 984 0218 www.alsglobal.com

To: **SILVER RANGE RESOURCES LTD.**
C/O ARCHER, CATHRO & ASSOCIATES (1981) LIMITED
1016-510 W HASTINGS ST
VANCOUVER BC V6B 1L8

Finalized Date: 7-SEP-2012
Account: RANSIL

Project: SNAP - Group 5

CERTIFICATE OF ANALYSIS WH12194659

Sample Description	Method	ME-MS61	ME-MS61	ME-MS61	ME-MS61	ME-MS61	ME-MS61	ME-MS61	ME-MS61	ME-MS61	ME-MS61	ME-MS61	ME-MS61	ME-MS61	ME-MS61	ME-MS61
	Analyte	Cu	Fe	Ga	Ge	Hf	In	K	La	Li	Mg	Mn	Mo	Na	Nb	Ni
	Units	ppm	%	ppm	ppm	ppm	ppm	%	ppm	ppm	%	ppm	ppm	%	ppm	ppm
	LOR	0.2	0.01	0.05	0.05	0.1	0.005	0.01	0.5	0.2	0.01	5	0.05	0.01	0.1	0.2
M653213		36.7	2.91	23.6	0.13	1.2	4.96	3.36	28.8	34.7	0.29	499	0.44	0.03	8.6	4.9
M653214		37.5	1.74	23.4	0.15	1.2	2.28	3.02	27.5	52.6	0.27	463	0.38	0.03	7.8	5.4
M653215		40.8	2.10	25.3	0.15	1.3	2.23	3.09	26.7	48.1	0.27	734	0.40	0.02	8.7	5.9
M653216		89.0	2.81	22.8	0.14	1.2	12.80	3.07	29.6	68.9	0.25	256	0.40	0.02	7.9	3.3
M653217		1060	3.75	12.00	0.14	1.3	0.109	1.35	14.9	15.7	0.70	2830	5.95	1.26	4.5	29.2
M653218		55.7	3.08	24.0	0.15	1.5	3.74	3.39	30.5	31.5	0.26	504	0.36	0.03	9.8	3.9
M653219		109.5	2.84	25.5	0.17	1.5	9.09	3.21	36.6	25.5	0.23	204	0.48	0.03	10.0	5.0
M653220		561	8.63	21.4	0.19	1.1	45.7	2.49	15.7	26.4	0.18	339	0.34	0.02	6.4	5.0
M653221		2.8	0.50	0.36	0.12	<0.1	0.112	0.04	0.6	1.3	13.05	216	0.17	<0.01	0.4	2.2
M653222		125.5	3.21	25.1	0.16	1.4	12.90	3.19	31.5	30.8	0.25	205	0.47	0.03	8.8	5.0
M653223		108.5	3.49	23.5	0.18	1.4	13.15	3.06	29.1	37.3	0.24	534	0.27	0.03	8.9	5.2
M653224		108.0	3.30	26.8	0.14	1.3	16.40	3.12	29.3	32.8	0.22	208	0.35	0.03	7.8	4.9
M653225		167.5	3.30	26.8	0.14	1.5	20.1	3.35	28.6	42.4	0.24	277	0.54	0.03	8.2	4.7
M653226		167.0	1.68	25.3	0.14	1.4	6.18	3.26	33.4	50.0	0.26	203	0.45	0.03	9.5	3.3
M653227		134.0	2.61	25.4	0.16	1.4	7.29	3.17	32.2	37.8	0.23	191	0.61	0.03	8.4	3.1
M653228		1055	3.74	12.10	0.13	1.4	0.099	1.35	15.2	16.8	0.69	2830	5.54	1.25	4.5	29.1
M653229		18.4	1.84	25.5	0.13	1.5	4.88	3.36	33.3	33.5	0.23	164	0.40	0.03	9.2	2.3
M653230		66.0	2.11	25.7	0.15	1.6	5.24	3.76	33.4	38.5	0.24	254	0.30	0.05	9.6	2.3
M653231		13.7	2.00	23.6	0.13	1.4	6.73	3.22	31.6	36.0	0.23	132	1.13	0.03	7.6	1.8
M653232		19.8	2.99	24.8	0.15	1.6	4.43	3.59	30.3	63.4	0.22	375	0.31	0.06	10.6	4.3
M653233		9.4	3.77	25.8	0.17	1.6	2.28	3.83	26.9	82.5	0.27	1630	0.36	0.06	11.0	3.9
M653234		9.7	3.10	26.0	0.18	1.7	2.20	3.61	35.0	105.0	0.26	1620	0.29	0.06	11.2	3.9
M653235		22.0	11.50	21.1	0.26	1.2	4.15	2.84	27.7	19.7	0.16	298	0.30	0.03	9.4	4.7
M653236		28.8	2.42	25.1	0.16	1.5	3.15	3.50	31.4	26.1	0.21	381	0.43	0.03	10.3	4.4
M653237		28.3	19.40	9.21	0.33	0.5	3.53	1.24	12.8	23.9	0.08	801	0.26	0.01	3.4	4.2
M653238		28.2	21.1	9.38	0.32	0.5	3.70	1.28	12.7	23.2	0.08	852	0.21	0.01	3.5	4.2
M653239		22.7	5.37	23.7	0.16	1.4	3.91	3.39	29.4	32.4	0.30	1690	0.34	0.03	9.7	4.1
M653240		19.3	5.77	23.6	0.19	1.3	4.20	3.50	32.1	42.4	0.31	2560	0.59	0.04	9.4	5.2
M653241		1.2	0.52	0.36	0.09	<0.1	0.021	0.04	0.8	1.4	13.35	229	0.46	0.01	0.4	2.3
M653242		7.1	2.98	25.9	0.16	1.4	0.785	3.98	30.0	99.9	0.36	3880	0.50	0.09	10.6	4.5
M653243		5.1	3.82	25.3	0.19	1.5	0.202	4.27	28.1	39.1	0.32	3300	0.52	0.17	11.1	5.1
M653244		6.1	2.70	25.4	0.18	1.6	0.210	3.82	29.1	35.7	0.32	2970	1.54	0.73	10.8	3.7
M653245		6.1	1.87	25.6	0.18	1.6	0.049	3.60	22.4	43.8	0.32	2840	0.39	1.15	11.2	3.5
M653246		17.8	1.88	22.9	0.17	1.4	0.455	3.74	25.4	84.4	0.28	1740	0.49	0.47	8.6	6.6
M653247		5.7	1.93	24.9	0.18	1.4	0.037	3.98	28.4	45.4	0.34	1620	0.50	1.25	10.3	4.7
M653248		8.4	1.55	17.70	0.12	0.8	0.368	3.45	10.0	31.2	0.23	1360	0.14	0.06	6.2	2.8

***** See Appendix Page for comments regarding this certificate *****

ALS Canada Ltd.
2103 Dollarton Hwy
North Vancouver BC V7H 0A7
Phone: 604 984 0221 Fax: 604 984 0218 www.alsglobal.com

To: **SILVER RANGE RESOURCES LTD.**
C/O ARCHER, CATHRO & ASSOCIATES (1981) LIMITED
1016-510 W HASTINGS ST
VANCOUVER BC V6B 1L8

Finalized Date: 7-SEP-2012
Account: RANSIL

Project: SNAP - Group 5

CERTIFICATE OF ANALYSIS WH12194659

Sample Description	Method	ME-MS61	ME-MS61	ME-MS61	ME-MS61	ME-MS61	ME-MS61	ME-MS61	ME-MS61	ME-MS61	ME-MS61	ME-MS61	ME-MS61	ME-MS61	ME-MS61	ME-MS61
	Analyte	P	Pb	Rb	Re	S	Sb	Sc	Se	Sn	Sr	Ta	Te	Th	Ti	Tl
	Units	ppm	ppm	ppm	ppm	%	ppm	ppm	ppm	ppm	ppm	ppm	ppm	ppm	%	ppm
	LOR	10	0.5	0.1	0.002	0.01	0.05	0.1	1	0.2	0.2	0.05	0.05	0.2	0.005	0.02
M653213		420	1755	372	<0.002	2.32	11.35	5.2	1	67.1	13.2	1.10	<0.05	14.3	0.188	6.79
M653214		600	323	342	<0.002	0.40	4.17	5.3	1	13.3	18.0	0.95	<0.05	15.2	0.164	4.62
M653215		540	273	356	<0.002	0.29	3.41	5.8	1	12.7	19.0	1.06	<0.05	15.8	0.179	4.99
M653216		630	2530	347	<0.002	1.00	10.25	5.4	1	54.7	19.7	0.95	<0.05	15.4	0.165	5.38
M653217		680	>10000	69.9	0.002	2.75	57.7	8.9	5	3.2	442	0.33	0.19	4.3	0.215	0.77
M653218		630	1300	385	<0.002	0.59	5.66	6.3	1	32.8	18.3	1.18	<0.05	17.5	0.203	6.90
M653219		410	1330	365	<0.002	2.92	13.40	5.6	1	94.1	15.4	1.16	<0.05	19.0	0.198	11.20
M653220		700	>10000	272	0.002	>10.0	73.4	4.3	3	123.5	16.3	0.75	0.05	13.2	0.140	13.70
M653221		170	37.3	4.1	<0.002	0.03	0.19	0.2	1	0.6	43.9	<0.05	<0.05	<0.2	<0.005	0.06
M653222		590	1235	362	0.002	2.90	14.70	5.4	1	92.1	14.6	1.06	<0.05	15.7	0.188	8.86
M653223		710	2840	347	<0.002	2.24	14.30	5.6	1	60.9	36.6	1.02	<0.05	15.2	0.183	7.17
M653224		220	410	326	<0.002	3.36	14.60	4.9	1	116.0	14.7	0.99	<0.05	14.6	0.171	6.98
M653225		660	2740	367	0.002	2.56	20.4	5.6	1	109.0	47.6	1.09	<0.05	15.9	0.174	7.86
M653226		460	1195	403	<0.002	1.01	9.03	5.8	1	66.1	86.0	1.14	<0.05	18.3	0.190	7.61
M653227		280	806	352	<0.002	2.37	13.55	5.6	1	84.0	36.6	0.97	<0.05	14.6	0.182	8.20
M653228		670	>10000	69.1	0.004	2.74	56.9	9.0	5	3.3	444	0.33	0.17	4.4	0.210	0.76
M653229		240	346	345	<0.002	1.19	12.55	5.8	1	56.2	36.0	1.03	<0.05	12.4	0.195	7.42
M653230		490	326	420	<0.002	0.96	4.73	6.2	1	54.0	53.3	1.27	<0.05	14.7	0.196	7.55
M653231		400	1215	338	<0.002	1.23	7.36	5.1	1	54.0	77.0	0.87	0.39	17.2	0.159	6.22
M653232		710	575	440	<0.002	2.18	4.85	5.4	1	45.2	34.3	1.43	<0.05	16.4	0.184	7.32
M653233		620	619	401	<0.002	1.67	4.65	6.0	1	38.4	34.7	1.29	<0.05	18.2	0.223	7.26
M653234		600	542	384	<0.002	0.83	2.72	6.0	1	35.7	38.8	1.23	<0.05	18.5	0.222	6.43
M653235		520	792	308	<0.002	>10.0	26.7	4.6	1	70.5	13.2	1.01	<0.05	14.3	0.199	7.85
M653236		570	249	373	<0.002	2.21	5.72	5.6	1	81.7	11.3	1.19	<0.05	17.1	0.211	8.05
M653237		200	1290	145.0	<0.002	>10.0	37.1	2.1	2	37.2	8.2	0.37	<0.05	5.8	0.072	4.38
M653238		210	1375	149.5	<0.002	>10.0	39.8	2.1	2	38.6	8.3	0.39	<0.05	5.8	0.076	4.62
M653239		550	1370	400	<0.002	3.84	8.98	5.2	1	71.2	11.7	1.07	<0.05	16.3	0.208	7.95
M653240		590	1455	409	<0.002	4.58	9.86	5.3	1	56.1	18.0	1.00	<0.05	16.4	0.209	7.27
M653241		310	5.2	3.3	0.002	0.01	0.06	0.3	1	0.4	44.0	<0.05	<0.05	0.2	<0.005	0.04
M653242		590	433	400	<0.002	0.51	1.75	6.2	1	20.3	47.2	1.26	<0.05	17.3	0.237	5.68
M653243		590	223	418	<0.002	2.57	6.60	5.7	1	22.0	63.0	1.08	<0.05	15.0	0.231	6.10
M653244		610	160.5	339	<0.002	1.32	4.34	5.6	1	15.4	87.4	1.08	<0.05	14.9	0.226	4.89
M653245		550	57.9	268	<0.002	0.13	0.49	5.4	1	7.7	147.0	1.09	<0.05	12.9	0.222	3.39
M653246		650	116.5	309	<0.002	0.29	1.66	5.0	1	17.4	49.9	0.98	<0.05	12.7	0.147	3.22
M653247		530	44.3	272	<0.002	0.12	0.68	5.1	1	6.6	146.5	1.02	<0.05	14.8	0.210	2.55
M653248		580	669	344	<0.002	0.75	2.73	3.4	1	18.6	18.4	0.99	0.10	4.4	0.067	4.31

***** See Appendix Page for comments regarding this certificate *****

ALS Canada Ltd.
2103 Dollarton Hwy
North Vancouver BC V7H 0A7
Phone: 604 984 0221 Fax: 604 984 0218 www.alsglobal.com

To: **SILVER RANGE RESOURCES LTD.**
C/O ARCHER, CATHRO & ASSOCIATES (1981) LIMITED
1016-510 W HASTINGS ST
VANCOUVER BC V6B 1L8

Finalized Date: 7-SEP-2012
Account: RANSIL

Project: SNAP - Group 5

CERTIFICATE OF ANALYSIS WH12194659

Sample Description	Method	ME-MS61	ME-MS61	ME-MS61	ME-MS61	ME-MS61	ME-MS61	Pb-OG62	Zn-OG62
	Analyte	U	V	W	Y	Zn	Zr	Pb	Zn
	Units	ppm	ppm	ppm	ppm	ppm	ppm	%	%
	LOR	0.1	1	0.1	0.1	2	0.5	0.001	0.001
M653213		11.3	30	10.2	6.2	1420	43.8		
M653214		12.0	29	6.7	9.1	717	39.3		
M653215		13.0	35	6.8	10.7	1100	46.1		
M653216		14.1	28	12.6	5.8	1140	42.9		
M653217		2.0	65	9.8	13.2	>10000	42.6	1.865	1.920
M653218		18.3	33	16.4	8.2	1540	53.7		
M653219		13.0	31	12.8	7.1	2070	51.8		
M653220		12.0	26	11.8	5.7	>10000	36.3	2.55	2.27
M653221		0.5	2	0.1	0.9	68	0.5		
M653222		11.4	31	9.9	7.6	2860	48.1		
M653223		16.3	31	8.0	9.5	3560	51.3		
M653224		13.4	30	17.6	6.7	4160	45.2		
M653225		18.3	32	13.3	7.8	3300	51.1		
M653226		10.6	31	16.2	6.9	1000	52.6		
M653227		7.4	32	10.4	5.3	548	48.9		
M653228		2.0	65	9.8	13.3	>10000	43.8	1.950	1.955
M653229		2.8	32	12.3	4.6	149	53.8		
M653230		8.6	32	10.1	5.1	329	54.3		
M653231		4.7	29	16.9	4.1	100	49.6		
M653232		16.1	29	10.1	8.7	1290	55.0		
M653233		10.0	36	8.5	11.0	1540	57.0		
M653234		10.9	35	9.9	11.9	1540	61.9		
M653235		7.7	30	8.6	7.7	2920	45.7		
M653236		11.6	33	9.4	8.5	1810	53.3		
M653237		6.4	13	5.0	4.5	2250	18.8		
M653238		3.8	15	5.1	4.3	2400	18.5		
M653239		11.1	32	9.0	9.3	2720	51.1		
M653240		11.1	33	11.2	10.5	2920	51.2		
M653241		0.6	3	0.2	1.0	24	0.5		
M653242		10.6	37	10.8	11.2	1060	50.7		
M653243		8.7	37	5.4	12.2	1370	59.1		
M653244		8.2	35	3.6	11.2	681	60.9		
M653245		5.1	35	2.1	8.9	113	51.2		
M653246		8.5	27	5.4	10.5	663	44.2		
M653247		8.6	34	3.2	9.5	536	53.8		
M653248		9.7	14	4.5	7.3	657	23.2		

***** See Appendix Page for comments regarding this certificate *****

ALS Canada Ltd.
2103 Dollarton Hwy
North Vancouver BC V7H 0A7
Phone: 604 984 0221 Fax: 604 984 0218 www.alsglobal.com

To: **SILVER RANGE RESOURCES LTD.**
C/O ARCHER, CATHRO & ASSOCIATES (1981) LIMITED
1016-510 W HASTINGS ST
VANCOUVER BC V6B 1L8

Finalized Date: 7-SEP-2012
Account: RANSIL

Project: SNAP - Group 5

CERTIFICATE OF ANALYSIS WH12194659

Method	CERTIFICATE COMMENTS
ME-MS61	Interference: Ca>10% on ICP-MS As, ICP-AES results shown.
ME-MS61	REE's may not be totally soluble in this method.

ALS Canada Ltd.
2103 Dollarton Hwy
North Vancouver BC V7H 0A7
Phone: 604 984 0221 Fax: 604 984 0218 www.alsglobal.com

To: **SILVER RANGE RESOURCES LTD.**
C/O ARCHER, CATHRO & ASSOCIATES (1981) LIMITED
1016-510 W HASTINGS ST
VANCOUVER BC V6B 1L8

Finalized Date: 6-SEP-2012
Account: RANSIL

CERTIFICATE WH12195380

Project: SNAP - Group 5

P.O. No.: Batch 34

This report is for 36 Drill Core samples submitted to our lab in Whitehorse, YT, Canada on 20-AUG-2012.

The following have access to data associated with this certificate:

MATT DUMALA	JOAN MARIACHER	HEATHER SMITH

SAMPLE PREPARATION

ALS CODE	DESCRIPTION
WEI-21	Received Sample Weight
LOG-22	Sample login - Rcd w/o BarCode
CRU-31	Fine crushing - 70%<2mm
CRU-QC	Crushing QC Test
SPL-21	Split sample - riffle splitter
PUL-QC	Pulverizing QC Test
PUL-31	Pulverize split to 85%<75 um
LOG-22d	Sample login - Rcd w/o BarCode dup
SPL-21d	Split sample - duplicate
PUL-31d	Pulverize Split - duplicate
LOG-23	Pulp Login - Rcvd with Barcode

ANALYTICAL PROCEDURES

ALS CODE	DESCRIPTION	INSTRUMENT
Au-AA24	Au 50g FA AA finish	AAS
ME-OG62	Ore Grade Elements - Four Acid	ICP-AES
Sn-XRF05	Sn-Trace Level XRF Analysis	XRF
ME-MS61	48 element four acid ICP-MS	
Pb-OG62	Ore Grade Pb - Four Acid	VARIABLE
Zn-OG62	Ore Grade Zn - Four Acid	VARIABLE

To: **SILVER RANGE RESOURCES LTD.**
ATTN: JOAN MARIACHER
C/O ARCHER, CATHRO & ASSOCIATES (1981) LIMITED
1016-510 W HASTINGS ST
VANCOUVER BC V6B 1L8

This is the Final Report and supersedes any preliminary report with this certificate number. Results apply to samples as submitted. All pages of this report have been checked and approved for release.

***** See Appendix Page for comments regarding this certificate *****

Signature: 

Colin Ramshaw, Vancouver Laboratory Manager

ALS Canada Ltd.
2103 Dollarton Hwy
North Vancouver BC V7H 0A7
Phone: 604 984 0221 Fax: 604 984 0218 www.alsglobal.com

To: **SILVER RANGE RESOURCES LTD.**
C/O ARCHER, CATHRO & ASSOCIATES (1981) LIMITED
1016-510 W HASTINGS ST
VANCOUVER BC V6B 1L8

Finalized Date: 6-SEP-2012
Account: RANSIL

Project: SNAP - Group 5

CERTIFICATE OF ANALYSIS WH12195380

Sample Description	Method	WEI-21	Au-AA24	Sn-XRF05	ME-MS61	ME-MS61	ME-MS61	ME-MS61	ME-MS61	ME-MS61	ME-MS61	ME-MS61	ME-MS61	ME-MS61	ME-MS61	ME-MS61
	Analyte	Recvd Wt.	Au	Sn	Ag	Al	As	Ba	Be	Bi	Ca	Cd	Ce	Co	Cr	Cs
	Units	kg	ppm	ppm	ppm	%	ppm	ppm	ppm	ppm	%	ppm	ppm	ppm	ppm	ppm
	LOR	0.02	0.005	5	0.01	0.01	0.2	10	0.05	0.01	0.01	0.02	0.01	0.1	1	0.05
K979443		6.91	<0.005	7	0.08	6.97	3.8	620	4.94	0.42	1.26	0.05	97.0	3.4	20	16.25
K979444		3.48	<0.005	7	0.07	6.99	2.9	660	5.30	1.50	1.12	0.04	90.4	3.0	16	13.55
K979445		4.25	<0.005	6	0.08	6.80	3.3	630	5.45	0.70	1.16	0.04	85.5	2.3	16	13.45
K979446		1.05	0.014	24	4.27	5.76	1300	190	3.39	0.51	0.82	1.32	67.1	3.0	12	14.10
K979447		4.72	<0.005	7	0.13	6.74	4.7	500	5.57	0.63	1.36	0.04	77.6	2.8	12	24.5
M653249		5.11	<0.005	9	0.16	6.95	7.7	530	4.93	0.69	1.19	0.84	60.7	4.5	11	11.95
M653250		2.70	<0.005	<5	0.01	0.07	25	10	0.09	0.03	21.0	0.07	1.65	1.2	<1	0.26
M653251		2.94	<0.005	7	0.21	7.65	3.5	600	4.89	0.58	0.80	0.50	71.6	5.3	9	11.85
M653252		3.08	<0.005	15	0.82	7.69	3.6	520	5.25	1.06	0.22	2.94	58.4	5.7	11	13.80
M653253		0.26	0.088	7	61.3	4.74	2550	610	0.77	3.25	6.79	124.0	24.0	12.9	38	2.64
M653254		1.95	<0.005	17	0.43	8.10	4.5	610	4.87	0.44	0.30	1.69	59.5	4.8	9	12.05
M653255		1.04	<0.005	56	5.11	6.53	24.0	200	4.37	0.47	0.20	11.90	47.0	5.2	13	22.1
M653256		4.24	<0.005	14	0.41	7.78	4.9	600	5.41	0.49	0.49	0.85	62.1	7.1	10	14.60
M653257		4.31	<0.005	14	0.70	7.64	3.8	560	5.16	0.49	0.22	1.50	52.6	5.0	12	20.2
M653258		4.18	<0.005	11	0.60	7.50	5.8	550	5.62	0.66	0.22	0.58	59.2	4.9	13	19.55
M653259		1.86	<0.005	16	0.85	7.63	17.6	590	5.19	0.84	0.25	5.89	62.7	6.3	12	17.30
M653260		1.82	<0.005	29	1.80	7.08	5.7	390	5.29	1.94	0.24	2.90	55.0	4.3	10	15.00
M653261		2.55	<0.005	25	2.12	7.56	4.0	490	6.63	1.73	0.36	2.55	61.9	5.0	10	16.90
M653262		0.76	0.014	66	5.50	4.97	50.8	170	4.84	1.32	0.23	12.70	42.5	3.8	12	15.60
M653263		3.13	<0.005	<5	0.03	0.08	<5	20	0.07	0.02	22.1	0.08	1.26	1.3	<1	0.22
M653264		4.94	<0.005	30	1.67	7.69	3.2	450	5.65	2.03	0.68	2.70	52.9	4.1	13	17.50
M653265		5.28	<0.005	15	0.34	7.56	2.2	570	5.96	0.85	1.57	0.26	59.8	4.6	11	14.25
M653266		5.28	<0.005	11	0.38	7.65	3.3	570	4.82	0.61	1.45	0.19	65.8	4.7	16	18.25
M653267		2.54	<0.005	10	0.41	7.25	3.0	550	4.78	0.57	1.34	0.16	62.1	4.3	13	17.40
M653268		5.28	<0.005	9	0.28	7.47	2.3	660	4.33	0.69	1.39	0.08	72.1	4.8	19	14.00
M653269		3.27	<0.005	10	0.30	7.19	1.4	540	3.70	0.65	1.39	0.18	57.1	3.8	12	13.70
M653270		1.69	<0.005	11	0.92	7.29	2.0	410	4.42	0.87	1.21	2.15	47.6	3.2	12	13.35
M653271		0.26	0.100	8	62.8	4.82	2650	620	0.81	3.42	6.98	127.5	24.8	13.4	38	2.78
M653272		7.01	0.006	9	0.12	7.90	0.5	630	5.20	0.55	1.70	0.10	66.8	4.7	19	12.70
M653273		3.94	<0.005	142	5.20	7.40	8.7	190	5.85	0.82	0.31	9.60	55.8	5.4	12	26.7
M653274		0.75	<0.005	1965	19.90	4.91	35.2	130	3.54	0.27	0.28	106.0	27.9	4.9	12	13.35
M653275		<0.02	<0.005	1920	21.9	5.21	27.4	130	3.73	0.27	0.29	109.5	36.7	5.2	18	14.10
M653276		4.36	<0.005	84	1.70	8.46	12.3	400	6.68	0.46	0.35	2.44	58.4	5.5	15	22.2
M653277		2.67	<0.005	13	0.54	8.13	7.7	350	5.66	0.54	0.26	0.45	59.4	5.9	11	23.9
M653278		2.15	<0.005	69	2.45	6.10	220	170	7.30	0.48	0.19	8.96	47.9	5.8	7	54.5
M653279		2.66	<0.005	65	0.77	5.63	423	90	5.28	0.44	0.18	4.98	41.5	3.6	7	22.9

***** See Appendix Page for comments regarding this certificate *****

ALS Canada Ltd.
2103 Dollarton Hwy
North Vancouver BC V7H 0A7
Phone: 604 984 0221 Fax: 604 984 0218 www.alsglobal.com

To: **SILVER RANGE RESOURCES LTD.**
C/O ARCHER, CATHRO & ASSOCIATES (1981) LIMITED
1016-510 W HASTINGS ST
VANCOUVER BC V6B 1L8

Finalized Date: 6-SEP-2012
Account: RANSIL

Project: SNAP - Group 5

CERTIFICATE OF ANALYSIS WH12195380

Sample Description	Method	ME-MS61	ME-MS61	ME-MS61	ME-MS61	ME-MS61	ME-MS61	ME-MS61	ME-MS61	ME-MS61	ME-MS61	ME-MS61	ME-MS61	ME-MS61	ME-MS61	ME-MS61
	Analyte	Cu	Fe	Ga	Ge	Hf	In	K	La	Li	Mg	Mn	Mo	Na	Nb	Ni
	Units	ppm	%	ppm	ppm	ppm	ppm	%	ppm	ppm	%	ppm	ppm	%	ppm	ppm
	LOR	0.2	0.01	0.05	0.05	0.1	0.005	0.01	0.5	0.2	0.01	5	0.05	0.01	0.1	0.2
K979443		2.4	1.56	27.7	0.20	1.9	0.042	3.99	47.4	69.6	0.39	516	1.18	1.84	9.9	4.4
K979444		1.4	1.45	27.8	0.21	2.3	0.038	4.13	45.2	54.4	0.39	302	0.80	2.16	10.8	3.2
K979445		0.2	1.25	26.9	0.20	2.5	0.030	4.13	43.0	47.7	0.33	352	0.92	2.19	10.2	1.9
K979446		5.0	2.17	24.0	0.16	1.9	0.027	3.20	33.8	83.5	0.30	22300	0.72	0.05	7.0	2.3
K979447		0.5	1.26	28.5	0.20	2.5	0.037	3.93	37.5	393	0.30	831	0.69	0.17	8.9	1.9
M653249		6.7	1.96	23.8	0.18	1.4	0.062	3.63	29.3	60.9	0.39	1000	0.74	1.99	11.0	4.9
M653250		1.3	0.46	0.40	0.14	<0.1	0.006	0.04	0.8	2.7	12.60	224	0.10	0.01	0.4	0.8
M653251		5.7	1.98	24.6	0.22	1.5	0.038	3.76	34.8	57.8	0.48	1140	0.66	1.41	11.2	5.6
M653252		6.7	2.09	25.9	0.26	1.4	0.111	4.07	28.5	72.0	0.34	1860	0.78	0.65	9.4	6.9
M653253		1030	3.79	10.60	0.18	1.4	0.074	1.32	12.1	15.6	0.70	2730	5.09	1.24	4.0	25.0
M653254		6.5	2.34	24.8	0.23	1.4	0.286	3.92	28.8	73.2	0.38	2340	0.69	0.99	10.0	5.9
M653255		13.9	6.39	20.2	0.26	1.2	2.12	2.94	23.2	33.0	0.25	1070	0.69	0.09	8.5	5.7
M653256		9.7	1.97	25.5	0.28	1.5	0.094	3.69	30.2	49.6	0.38	1470	0.75	1.02	10.7	5.7
M653257		14.1	2.01	24.7	0.25	1.4	0.153	4.28	25.5	46.4	0.32	1680	0.77	0.32	9.7	4.7
M653258		6.7	1.83	25.6	0.26	1.6	0.053	4.52	28.9	45.0	0.29	1490	0.79	0.29	8.9	4.6
M653259		15.7	2.48	25.9	0.28	1.6	2.52	3.89	30.8	41.4	0.35	1780	1.39	0.68	9.4	5.4
M653260		18.3	2.37	24.4	0.26	1.5	0.739	3.01	27.2	35.3	0.27	1200	0.59	1.93	7.0	3.8
M653261		9.9	2.82	26.9	0.32	1.6	0.536	3.31	30.8	64.7	0.34	2710	0.53	0.70	8.6	5.1
M653262		15.4	10.60	16.85	0.31	1.0	2.29	2.32	21.5	79.7	0.23	1940	0.57	0.04	5.3	3.2
M653263		2.3	0.51	0.35	0.29	<0.1	0.008	0.03	0.6	1.4	13.55	226	0.09	0.01	0.3	1.0
M653264		13.7	2.49	24.6	0.24	1.4	0.789	3.75	26.2	67.8	0.33	2930	0.79	1.36	9.2	5.3
M653265		7.5	2.21	24.8	0.27	1.6	0.054	3.56	28.1	52.5	0.41	1810	0.78	2.01	11.1	5.1
M653266		9.7	2.48	25.1	0.30	1.6	0.048	3.87	30.5	78.8	0.34	3670	0.86	0.95	11.0	4.9
M653267		12.7	2.55	23.1	0.27	1.5	0.042	3.80	28.6	78.6	0.32	3880	0.78	0.85	10.1	4.8
M653268		13.0	2.26	23.6	0.30	1.7	0.033	3.74	34.4	62.4	0.35	1940	1.28	1.74	10.7	5.3
M653269		5.7	1.82	22.6	0.27	1.5	0.086	3.62	26.8	45.7	0.28	1730	0.78	1.56	11.7	3.9
M653270		8.0	2.67	22.0	0.28	1.3	0.599	3.48	23.2	121.5	0.34	2230	0.77	0.94	11.5	2.8
M653271		1060	3.85	11.25	0.20	1.5	0.081	1.37	12.5	16.4	0.71	2840	5.30	1.26	4.2	26.3
M653272		11.7	2.22	26.6	0.16	1.4	0.041	3.71	32.4	67.6	0.50	1110	1.16	2.15	12.4	8.0
M653273		14.9	5.87	23.7	0.26	1.2	2.42	3.34	26.8	46.1	0.31	5630	1.06	0.04	10.7	7.6
M653274		64.2	14.15	16.55	0.30	0.8	23.7	2.31	12.9	20.0	0.23	4730	0.62	0.04	6.4	9.5
M653275		68.0	14.65	17.80	0.33	0.9	24.9	2.39	17.7	20.7	0.24	4750	1.06	0.04	6.6	10.3
M653276		8.2	4.08	26.7	0.26	1.3	0.853	3.88	28.3	51.9	0.35	4210	0.75	0.08	10.9	5.4
M653277		6.6	3.05	24.2	0.26	1.2	0.094	3.35	29.3	46.2	0.34	4130	0.76	0.06	10.2	5.0
M653278		14.2	3.15	19.55	0.23	1.1	1.895	2.46	23.9	79.1	0.24	1930	0.50	0.03	8.0	6.7
M653279		25.3	3.08	20.3	0.23	1.0	1.095	2.53	20.5	65.2	0.22	1600	0.51	0.02	5.7	3.2

***** See Appendix Page for comments regarding this certificate *****

ALS Canada Ltd.
2103 Dollarton Hwy
North Vancouver BC V7H 0A7
Phone: 604 984 0221 Fax: 604 984 0218 www.alsglobal.com

To: **SILVER RANGE RESOURCES LTD.**
C/O ARCHER, CATHRO & ASSOCIATES (1981) LIMITED
1016-510 W HASTINGS ST
VANCOUVER BC V6B 1L8

Finalized Date: 6-SEP-2012
Account: RANSIL

Project: SNAP - Group 5

CERTIFICATE OF ANALYSIS WH12195380

Sample Description	Method	ME-MS61	ME-MS61	ME-MS61	ME-MS61	ME-MS61	ME-MS61	ME-MS61	ME-MS61	ME-MS61	ME-MS61	ME-MS61	ME-MS61	ME-MS61	ME-MS61	ME-MS61
	Analyte	P	Pb	Rb	Re	S	Sb	Sc	Se	Sn	Sr	Ta	Te	Th	Ti	Tl
	Units	ppm	ppm	ppm	ppm	%	ppm	ppm	ppm	ppm	ppm	ppm	ppm	ppm	%	ppm
	LOR	10	0.5	0.1	0.002	0.01	0.05	0.1	1	0.2	0.2	0.05	0.05	0.2	0.005	0.02
K979443		470	54.3	259	<0.002	0.03	3.73	5.2	1	5.9	177.5	0.76	<0.05	23.8	0.215	2.00
K979444		550	46.5	293	<0.002	0.03	1.65	4.7	1	5.5	193.5	0.86	<0.05	21.9	0.211	2.18
K979445		540	48.1	265	<0.002	0.02	1.32	4.0	1	6.2	193.5	0.87	<0.05	21.0	0.188	1.79
K979446		430	293	288	<0.002	0.61	32.0	3.8	1	25.7	21.6	0.57	<0.05	16.6	0.152	3.43
K979447		530	49.1	258	<0.002	0.04	2.54	4.7	1	6.7	95.0	0.70	<0.05	19.9	0.192	1.94
M653249		610	54.5	241	<0.002	0.08	0.84	5.4	1	7.5	186.0	1.07	<0.05	14.8	0.229	2.06
M653250		180	1.8	2.4	<0.002	<0.01	0.40	0.2	1	0.2	40.8	<0.05	<0.05	<0.2	<0.005	<0.02
M653251		610	49.3	231	<0.002	0.02	0.68	5.6	1	7.1	145.0	1.08	<0.05	16.8	0.238	1.94
M653252		560	92.7	315	<0.002	0.10	1.12	6.0	1	13.3	67.5	0.94	<0.05	15.0	0.197	3.05
M653253		670	>10000	62.2	0.002	2.69	53.1	7.8	5	2.8	434	0.32	0.16	3.5	0.209	0.73
M653254		600	107.0	277	<0.002	0.10	0.81	6.1	1	16.9	107.5	1.00	<0.05	14.5	0.225	2.83
M653255		540	606	300	<0.002	6.36	9.73	5.0	1	25.8	19.9	0.85	<0.05	11.8	0.192	5.57
M653256		600	96.8	259	<0.002	0.23	1.03	6.4	2	10.9	135.0	1.08	<0.05	15.7	0.233	2.78
M653257		590	149.0	324	<0.002	0.29	1.56	6.3	1	14.8	70.5	1.10	<0.05	13.2	0.212	4.05
M653258		610	67.7	332	<0.002	0.34	1.74	5.8	1	10.2	68.8	1.03	<0.05	15.5	0.196	4.41
M653259		580	145.0	275	<0.002	0.61	1.57	6.3	2	15.9	91.0	1.03	<0.05	15.6	0.201	3.26
M653260		540	477	221	<0.002	0.88	2.33	5.2	1	23.0	86.4	0.80	<0.05	14.2	0.149	3.02
M653261		570	587	264	<0.002	0.65	2.34	6.2	2	23.9	76.0	0.93	<0.05	15.6	0.182	3.59
M653262		410	1345	228	<0.002	>10.0	25.9	3.8	1	50.0	15.5	0.58	<0.05	9.6	0.114	5.48
M653263		210	5.1	2.4	<0.002	0.02	0.05	0.3	1	0.3	44.5	<0.05	<0.05	<0.2	<0.005	0.03
M653264		670	340	296	<0.002	0.55	1.47	5.6	1	31.3	91.5	1.29	<0.05	13.1	0.173	3.78
M653265		620	71.5	254	<0.002	0.14	0.35	6.4	2	9.5	198.5	1.33	<0.05	15.6	0.244	2.46
M653266		540	56.6	289	<0.002	0.14	0.47	6.6	1	8.0	123.5	1.28	<0.05	17.1	0.244	3.52
M653267		500	53.1	274	<0.002	0.12	0.45	6.2	1	7.7	112.0	1.15	<0.05	16.2	0.230	3.42
M653268		520	49.6	260	<0.002	0.24	0.32	6.6	1	6.9	181.5	1.29	<0.05	18.9	0.237	2.64
M653269		640	94.1	251	<0.002	0.06	0.31	6.0	1	9.1	148.0	1.50	<0.05	15.1	0.212	2.58
M653270		750	378	260	<0.002	0.65	0.88	5.8	1	11.5	104.0	1.42	<0.05	12.2	0.182	3.23
M653271		680	>10000	64.1	0.002	2.74	55.5	8.2	5	3.0	438	0.34	0.16	3.7	0.215	0.76
M653272		730	45.6	246	<0.002	0.06	0.16	6.8	1	6.6	239	1.18	<0.05	15.0	0.272	1.98
M653273		650	1525	334	<0.002	4.03	4.98	6.4	2	54.0	15.5	1.19	<0.05	13.6	0.246	7.81
M653274		560	3550	238	<0.002	>10.0	12.20	3.9	3	138.0	17.7	0.70	<0.05	7.3	0.155	7.55
M653275		580	3750	259	<0.002	>10.0	13.05	4.3	4	174.0	18.5	0.71	<0.05	8.3	0.158	7.92
M653276		690	466	383	<0.002	1.49	3.03	7.4	2	50.7	47.9	1.21	<0.05	14.5	0.258	7.84
M653277		650	77.3	333	<0.002	0.93	2.41	6.9	1	9.0	41.3	1.07	<0.05	14.3	0.257	6.97
M653278		470	403	296	<0.002	2.25	8.44	5.1	1	49.7	33.6	0.90	<0.05	11.5	0.182	6.81
M653279		450	61.6	281	<0.002	2.07	8.51	4.1	1	64.2	15.5	0.66	<0.05	10.5	0.118	5.86

***** See Appendix Page for comments regarding this certificate *****

ALS Canada Ltd.
2103 Dollarton Hwy
North Vancouver BC V7H 0A7
Phone: 604 984 0221 Fax: 604 984 0218 www.alsglobal.com

To: **SILVER RANGE RESOURCES LTD.**
C/O ARCHER, CATHRO & ASSOCIATES (1981) LIMITED
1016-510 W HASTINGS ST
VANCOUVER BC V6B 1L8

Finalized Date: 6-SEP-2012
Account: RANSIL

Project: SNAP - Group 5

CERTIFICATE OF ANALYSIS WH12195380

Sample Description	Method	ME-MS61	ME-MS61	ME-MS61	ME-MS61	ME-MS61	ME-MS61	Pb-OG62	Zn-OG62
	Analyte	U	V	W	Y	Zn	Zr	Pb	Zn
	Units	ppm	ppm	ppm	ppm	ppm	ppm	%	%
	LOR	0.1	1	0.1	0.1	2	0.5	0.001	0.001
K979443		7.0	29	1.1	9.4	64	69.3		
K979444		7.2	27	1.1	9.0	55	83.4		
K979445		6.5	22	0.9	8.8	78	88.2		
K979446		9.8	19	2.9	7.9	695	68.0		
K979447		5.4	23	6.4	8.9	56	86.9		
M653249		6.0	35	1.9	9.3	347	53.1		
M653250		0.5	2	0.1	0.9	28	0.5		
M653251		7.6	39	2.9	10.9	452	56.2		
M653252		6.1	38	6.2	9.6	334	54.4		
M653253		1.6	62	9.4	11.4	>10000	42.0	1.955	1.950
M653254		6.7	40	4.7	11.9	467	53.4		
M653255		8.6	33	4.3	8.4	1610	45.5		
M653256		7.8	39	5.3	11.9	343	54.5		
M653257		7.4	38	5.0	9.2	334	52.5		
M653258		7.9	36	4.0	10.7	239	57.5		
M653259		7.1	39	4.4	9.5	1520	57.6		
M653260		5.8	35	5.4	8.7	869	54.8		
M653261		5.3	37	6.1	10.3	882	58.9		
M653262		4.3	25	5.8	7.3	3860	35.1		
M653263		0.6	2	0.1	0.9	23	0.5		
M653264		8.5	34	5.9	10.7	1040	48.7		
M653265		10.3	38	1.3	9.6	214	59.5		
M653266		4.7	37	1.9	9.3	176	60.3		
M653267		5.6	35	1.7	8.8	163	57.5		
M653268		6.6	35	1.1	8.7	62	60.6		
M653269		5.8	31	1.4	8.5	96	52.7		
M653270		8.7	31	1.4	9.7	659	45.7		
M653271		1.7	65	9.4	11.8	>10000	42.1	1.970	1.955
M653272		5.8	47	0.6	11.1	244	58.7		
M653273		8.6	43	5.8	10.2	2790	44.8		
M653274		3.6	27	7.4	7.0	>10000	29.1		2.83
M653275		3.5	27	7.9	8.3	>10000	30.9		2.93
M653276		11.4	48	5.2	12.5	776	49.4		
M653277		6.7	45	8.1	12.6	309	45.5		
M653278		5.7	33	5.8	12.6	1900	38.2		
M653279		3.9	25	7.6	9.0	860	34.2		

***** See Appendix Page for comments regarding this certificate *****

ALS Canada Ltd.
2103 Dollarton Hwy
North Vancouver BC V7H 0A7
Phone: 604 984 0221 Fax: 604 984 0218 www.alsglobal.com

To: **SILVER RANGE RESOURCES LTD.**
C/O ARCHER, CATHRO & ASSOCIATES (1981) LIMITED
1016-510 W HASTINGS ST
VANCOUVER BC V6B 1L8

Project: SNAP - Group 5

Finalized Date: 6-SEP-2012
Account: RANSIL

CERTIFICATE OF ANALYSIS WH12195380

Method	CERTIFICATE COMMENTS
ME-MS61	Interference: Ca>10% on ICP-MS As, ICP-AES results shown.
ME-MS61	REE's may not be totally soluble in this method.

ALS Canada Ltd.

2103 Dollarton Hwy
North Vancouver BC V7H 0A7
Phone: 604 984 0221 Fax: 604 984 0218 www.alsglobal.com

To: **SILVER RANGE RESOURCES LTD.**
C/O ARCHER, CATHRO & ASSOCIATES (1981) LIMITED
1016-510 W HASTINGS ST
VANCOUVER BC V6B 1L8

Finalized Date: 8-SEP-2012
Account: RANSIL

CERTIFICATE WH12195381

Project: SNAP - Group 5

P.O. No.: Batch 35

This report is for 36 Drill Core samples submitted to our lab in Whitehorse, YT, Canada on 20-AUG-2012.

The following have access to data associated with this certificate:

MATT DUMALA	JOAN MARIACHER	HEATHER SMITH

SAMPLE PREPARATION

ALS CODE	DESCRIPTION
WEI-21	Received Sample Weight
LOG-22	Sample login - Rcd w/o BarCode
CRU-31	Fine crushing - 70%<2mm
CRU-QC	Crushing QC Test
SPL-21	Split sample - riffle splitter
PUL-QC	Pulverizing QC Test
SPL-22Y	Split Sample - Boyd Rotary Splitter
PUL-31	Pulverize split to 85%<75 um
LOG-22d	Sample login - Rcd w/o BarCode dup
SPL-21d	Split sample - duplicate
PUL-31d	Pulverize Split - duplicate
LOG-23	Pulp Login - Rcvd with Barcode

ANALYTICAL PROCEDURES

ALS CODE	DESCRIPTION	INSTRUMENT
Au-AA24	Au 50g FA AA finish	AAS
ME-OG62	Ore Grade Elements - Four Acid	ICP-AES
Sn-XRF05	Sn-Trace Level XRF Analysis	XRF
ME-MS61	48 element four acid ICP-MS	
Pb-OG62	Ore Grade Pb - Four Acid	VARIABLE
Zn-OG62	Ore Grade Zn - Four Acid	VARIABLE

To: **SILVER RANGE RESOURCES LTD.**
ATTN: JOAN MARIACHER
C/O ARCHER, CATHRO & ASSOCIATES (1981) LIMITED
1016-510 W HASTINGS ST
VANCOUVER BC V6B 1L8

This is the Final Report and supersedes any preliminary report with this certificate number. Results apply to samples as submitted. All pages of this report have been checked and approved for release.

***** See Appendix Page for comments regarding this certificate *****

Signature:

Colin Ramshaw, Vancouver Laboratory Manager

ALS Canada Ltd.
2103 Dollarton Hwy
North Vancouver BC V7H 0A7
Phone: 604 984 0221 Fax: 604 984 0218 www.alsglobal.com

To: **SILVER RANGE RESOURCES LTD.**
C/O ARCHER, CATHRO & ASSOCIATES (1981) LIMITED
1016-510 W HASTINGS ST
VANCOUVER BC V6B 1L8

Finalized Date: 8-SEP-2012
Account: RANSIL

Project: SNAP - Group 5

CERTIFICATE OF ANALYSIS WH12195381

Sample Description	Method / Analyte / Units / LOR	WEI-21 Recvd Wt. kg 0.02	Au-AA24 Au ppm 0.005	Sn-XRF05 Sn ppm 5	ME-MS61 Ag ppm 0.01	ME-MS61 Al % 0.01	ME-MS61 As ppm 0.2	ME-MS61 Ba ppm 10	ME-MS61 Be ppm 0.05	ME-MS61 Bi ppm 0.01	ME-MS61 Ca % 0.01	ME-MS61 Cd ppm 0.02	ME-MS61 Ce ppm 0.01	ME-MS61 Co ppm 0.1	ME-MS61 Cr ppm 1	ME-MS61 Cs ppm 0.05
M653280		1.57	0.042	167	4.16	4.28	5620	70	4.19	0.47	0.31	14.25	37.6	3.8	9	21.6
M653281		1.71	<0.005	117	1.65	4.94	1115	80	4.72	0.55	0.42	5.29	42.9	2.8	9	18.00
M653282		1.78	<0.005	522	3.53	6.68	46.8	130	5.22	0.76	0.36	22.0	56.2	3.8	12	20.0
M653283		<0.02	<0.005	520	3.87	6.85	43.5	130	5.51	0.74	0.37	22.0	56.0	4.0	10	20.3
M653284		1.70	0.005	460	4.72	6.13	325	90	4.38	0.86	0.24	33.8	46.2	3.9	8	24.1
M653285		1.70	<0.005	60	3.34	6.61	29.4	100	4.87	0.75	0.21	6.50	42.4	2.7	9	25.2
M653286		3.49	<0.005	85	3.25	4.52	213	70	3.82	2.42	0.21	10.50	33.7	3.2	19	16.15
M653287		1.84	0.018	3780	39.1	1.89	1670	40	2.47	0.61	0.20	163.5	16.70	7.0	10	7.83
M653288		3.84	<0.005	5	0.08	0.08	<5	20	0.08	0.03	21.5	0.38	1.28	0.7	<1	0.38
M653289		2.10	<0.005	46	1.92	7.79	12.0	250	6.84	0.52	0.38	4.07	69.9	4.0	11	26.7
M653290		4.01	<0.005	363	3.07	6.00	15.6	120	4.82	1.92	0.26	27.9	55.7	4.3	10	19.65
M653291		4.50	<0.005	47	0.65	7.69	5.3	460	5.12	0.69	0.23	2.12	71.1	4.6	11	19.85
M653292		1.69	<0.005	10	0.45	7.53	6.1	520	4.92	0.69	0.23	0.69	72.0	4.7	8	21.2
M653293		7.77	<0.005	33	1.27	7.59	10.2	450	4.99	1.73	0.31	3.11	61.6	4.2	9	20.7
M653294		4.96	<0.005	34	2.97	6.98	6.5	370	4.72	3.04	0.38	5.82	54.0	3.4	13	22.9
M653295		0.26	0.098	5	59.9	4.68	2550	600	0.68	4.34	6.87	130.5	27.5	11.8	39	2.97
M653296		3.38	<0.005	8	0.16	8.03	3.1	580	3.89	1.13	0.29	0.13	58.1	4.8	10	12.05
M653297		1.16	<0.005	148	4.75	4.27	33.5	160	3.94	0.52	0.41	41.9	33.5	5.4	18	17.85
M653298		2.70	<0.005	<5	0.03	0.08	<5	30	0.09	0.02	22.0	0.11	1.29	1.1	<1	0.32
M653299		4.45	<0.005	29	0.69	7.59	3.5	510	4.41	0.55	0.30	0.96	62.3	3.6	10	16.55
M653300		5.04	0.012	19	1.00	7.38	4.1	320	4.27	1.94	0.30	0.74	44.7	2.4	9	19.95
M653301		1.99	<0.005	86	1.98	7.18	7.4	230	5.62	0.53	0.21	5.84	57.6	3.5	12	21.2
M653302		2.26	<0.005	195	1.17	4.65	20.1	160	5.20	0.78	1.49	1.96	25.9	2.7	6	32.9
M653303		3.86	<0.005	26	0.42	7.54	6.1	540	5.00	0.74	0.40	0.27	51.8	3.3	9	14.05
M653304		4.68	<0.005	19	0.38	6.93	5.7	570	5.11	0.80	1.91	0.15	45.9	4.8	10	14.50
M653305		5.00	<0.005	25	0.29	7.14	4.2	580	5.33	0.66	1.86	0.18	48.8	5.0	11	15.00
M653306		3.99	<0.005	22	0.38	6.93	2.7	580	5.87	0.58	1.99	0.16	46.5	4.1	10	17.55
M653307		5.00	<0.005	333	5.74	4.42	65.0	100	4.87	0.88	1.74	32.8	33.6	9.1	9	24.0
M653308		4.37	<0.005	10	0.11	7.26	0.2	560	5.02	0.41	1.92	0.08	53.0	4.2	13	11.50
M653309		4.63	<0.005	10	0.23	7.29	1.6	620	5.57	0.78	1.91	0.20	52.3	4.3	10	13.80
M653310		0.26	0.100	8	62.8	4.86	2660	630	0.71	4.51	7.17	137.5	28.5	12.4	41	3.09
M653311		4.61	<0.005	27	0.79	7.80	4.4	560	4.67	1.36	0.36	2.34	65.2	4.0	11	14.95
M653312		2.67	<0.005	395	4.48	6.93	25.1	110	4.74	0.52	0.23	16.35	59.9	3.6	10	23.2
M653313		2.45	<0.005	104	4.59	6.62	13.9	170	4.89	0.49	0.22	8.50	57.9	3.3	11	24.1
M653314		4.77	<0.005	13	0.40	8.05	2.6	680	5.00	0.64	0.38	0.34	79.1	5.1	12	16.50
M653315		1.60	<0.005	243	2.10	7.26	10.8	340	5.91	0.48	0.29	8.31	61.3	4.3	15	24.5

***** See Appendix Page for comments regarding this certificate *****

ALS Canada Ltd.
2103 Dollarton Hwy
North Vancouver BC V7H 0A7
Phone: 604 984 0221 Fax: 604 984 0218 www.alsglobal.com

To: **SILVER RANGE RESOURCES LTD.**
C/O ARCHER, CATHRO & ASSOCIATES (1981) LIMITED
1016-510 W HASTINGS ST
VANCOUVER BC V6B 1L8

Finalized Date: 8-SEP-2012
Account: RANSIL

Project: SNAP - Group 5

CERTIFICATE OF ANALYSIS WH12195381

Sample Description	Method	ME-MS61	ME-MS61	ME-MS61	ME-MS61	ME-MS61	ME-MS61	ME-MS61	ME-MS61	ME-MS61	ME-MS61	ME-MS61	ME-MS61	ME-MS61	ME-MS61	ME-MS61
	Analyte	Cu	Fe	Ga	Ge	Hf	In	K	La	Li	Mg	Mn	Mo	Na	Nb	Ni
	Units	ppm	%	ppm	ppm	ppm	ppm	%	ppm	ppm	%	ppm	ppm	%	ppm	ppm
	LOR	0.2	0.01	0.05	0.05	0.1	0.005	0.01	0.5	0.2	0.01	5	0.05	0.01	0.1	0.2
M653280		46.8	6.65	16.95	0.12	0.8	4.63	1.91	17.8	63.9	0.27	4710	1.23	0.02	4.6	3.3
M653281		35.9	6.84	17.05	0.12	0.9	2.43	2.19	20.6	47.4	0.32	6880	1.05	0.03	5.5	3.3
M653282		49.1	6.89	21.3	0.16	1.2	10.75	3.13	26.8	36.3	0.33	3520	0.93	0.03	9.4	4.0
M653283		53.6	7.10	23.2	0.17	1.2	11.05	3.15	27.6	38.3	0.33	3560	0.64	0.03	9.5	4.2
M653284		70.3	6.53	20.3	0.16	0.9	13.10	2.75	23.5	34.7	0.24	2540	0.44	0.03	8.4	3.9
M653285		43.3	4.55	20.2	0.14	1.0	1.960	2.89	19.6	35.0	0.23	1460	1.09	0.03	7.4	3.7
M653286		34.4	4.25	14.55	0.14	0.7	3.19	2.04	16.2	39.8	0.20	2260	1.89	0.02	4.2	3.5
M653287		136.0	21.4	8.14	0.14	0.3	76.8	0.79	8.4	27.3	0.12	12350	0.77	0.01	1.9	13.6
M653288		1.1	0.52	0.25	0.09	<0.1	0.121	0.03	0.6	1.4	13.60	229	0.29	<0.01	0.2	1.9
M653289		8.3	4.67	24.0	0.19	1.4	1.070	3.83	34.2	89.1	0.43	4250	0.86	0.05	10.1	4.1
M653290		29.4	4.52	19.25	0.14	1.2	8.19	2.89	28.9	50.3	0.32	2940	0.74	0.03	6.6	4.4
M653291		7.5	2.17	24.3	0.17	1.4	0.227	4.23	33.6	89.3	0.32	2770	0.75	0.10	10.0	5.0
M653292		4.0	2.06	24.6	0.17	1.3	0.065	3.94	35.1	67.7	0.31	3020	0.62	0.11	10.5	4.6
M653293		8.5	2.54	25.5	0.18	1.3	0.569	4.46	30.6	86.9	0.36	3500	0.49	0.10	10.2	5.5
M653294		11.8	2.20	22.7	0.17	1.2	2.59	4.12	27.3	31.6	0.30	2180	1.04	0.10	9.0	4.0
M653295		1050	3.73	11.35	0.12	1.3	0.085	1.33	14.5	14.8	0.68	2780	5.30	1.23	4.3	26.3
M653296		8.0	1.86	24.8	0.16	1.4	0.034	3.39	28.8	42.9	0.23	1540	0.63	0.15	12.0	4.1
M653297		109.0	8.10	14.45	0.19	0.7	4.58	2.11	17.5	54.2	0.30	4740	1.09	0.04	5.8	3.7
M653298		1.9	0.51	0.39	0.19	<0.1	0.012	0.03	0.6	1.2	13.45	229	0.31	0.01	0.4	1.8
M653299		14.4	2.38	23.5	0.19	1.3	0.280	3.96	31.7	55.1	0.32	2480	0.45	0.12	10.5	3.5
M653300		9.3	1.87	21.1	0.20	1.3	0.118	4.19	22.2	48.6	0.26	2150	0.57	0.12	10.1	3.8
M653301		20.6	3.68	23.9	0.18	1.3	0.959	3.58	28.6	35.4	0.31	1800	0.58	0.04	10.3	4.2
M653302		11.1	2.96	14.30	0.14	0.7	0.439	2.32	13.1	75.7	0.39	4940	0.43	0.05	5.6	2.3
M653303		5.0	2.30	23.4	0.18	1.3	0.082	4.37	26.3	94.7	0.35	3020	0.43	0.14	10.5	3.0
M653304		10.1	1.90	24.9	0.18	1.4	0.061	4.15	20.5	45.6	0.33	2150	0.67	0.48	11.5	4.6
M653305		7.7	1.99	25.8	0.20	1.5	0.057	4.23	21.9	46.7	0.35	2110	0.60	0.45	11.9	4.6
M653306		6.4	2.08	23.4	0.20	1.5	0.062	4.16	21.6	62.2	0.36	2540	0.48	0.34	10.2	4.3
M653307		98.4	12.45	14.40	0.24	0.7	8.18	1.94	17.5	43.5	0.52	3340	0.50	0.03	5.8	3.4
M653308		7.2	2.05	24.4	0.18	1.5	0.038	3.25	25.7	53.5	0.42	586	0.58	2.00	11.8	4.6
M653309		8.1	2.00	25.0	0.20	1.6	0.075	3.60	24.6	49.8	0.39	888	0.51	1.61	11.8	4.4
M653310		1105	3.90	11.65	0.13	1.5	0.086	1.39	14.8	16.2	0.71	2890	5.40	1.27	4.5	27.3
M653311		9.2	2.10	25.2	0.16	1.5	1.570	3.80	32.1	45.6	0.26	1440	0.61	0.15	11.6	4.3
M653312		13.4	7.06	23.4	0.21	1.4	3.56	3.18	30.3	25.0	0.26	1520	0.47	0.04	10.4	4.0
M653313		10.0	5.36	22.3	0.19	1.3	2.14	3.11	29.5	30.9	0.25	1720	0.51	0.04	9.1	4.3
M653314		10.2	2.34	26.2	0.20	1.7	0.121	4.29	39.6	41.7	0.35	1760	0.83	0.28	11.7	6.4
M653315		21.5	4.77	23.2	0.19	1.3	1.755	3.75	31.2	60.0	0.32	2230	0.69	0.07	10.5	5.5

***** See Appendix Page for comments regarding this certificate *****

ALS Canada Ltd.
2103 Dollarton Hwy
North Vancouver BC V7H 0A7
Phone: 604 984 0221 Fax: 604 984 0218 www.alsglobal.com

To: **SILVER RANGE RESOURCES LTD.**
C/O ARCHER, CATHRO & ASSOCIATES (1981) LIMITED
1016- 510 W HASTINGS ST
VANCOUVER BC V6B 1L8

Finalized Date: 8- SEP- 2012
Account: RANSIL

Project: SNAP - Group 5

CERTIFICATE OF ANALYSIS WH12195381

Sample Description	Method	ME-MS61	ME-MS61	ME-MS61	ME-MS61	ME-MS61	ME-MS61	ME-MS61	ME-MS61	ME-MS61	ME-MS61	ME-MS61	ME-MS61	ME-MS61	ME-MS61	ME-MS61
	Analyte	P	Pb	Rb	Re	S	Sb	Sc	Se	Sn	Sr	Ta	Te	Th	Ti	Tl
	Units	ppm	ppm	ppm	ppm	%	ppm	ppm	ppm	ppm	ppm	ppm	ppm	ppm	%	ppm
	LOR	10	0.5	0.1	0.002	0.01	0.05	0.1	1	0.2	0.2	0.05	0.05	0.2	0.005	0.02
M653280		340	1625	215	<0.002	4.22	38.6	3.7	1	101.5	18.1	0.45	<0.05	8.7	0.096	4.76
M653281		410	527	255	<0.002	3.01	10.85	4.0	1	88.3	13.3	0.62	<0.05	9.7	0.118	6.42
M653282		630	1075	412	<0.002	4.73	14.15	4.7	1	156.5	11.7	1.08	<0.05	13.6	0.179	9.44
M653283		640	1070	421	<0.002	4.98	14.35	4.9	1	163.5	12.1	1.06	<0.05	13.4	0.178	9.46
M653284		450	1550	324	<0.002	5.65	19.15	4.3	1	133.5	9.8	0.99	0.05	11.5	0.146	9.01
M653285		530	1360	325	<0.002	3.69	14.25	4.1	<1	59.6	12.9	1.02	<0.05	10.2	0.137	10.15
M653286		360	754	219	<0.002	2.90	9.81	3.1	1	46.7	8.7	0.47	<0.05	8.2	0.085	5.85
M653287		130	6440	92.5	<0.002	>10.0	74.9	1.5	1	224	42.5	0.25	0.05	3.2	0.032	9.25
M653288		190	13.0	2.4	<0.002	0.04	0.21	0.2	<1	0.9	45.6	<0.05	<0.05	<0.2	<0.005	0.03
M653289		560	636	440	<0.002	1.45	8.08	6.1	<1	32.4	38.4	1.04	<0.05	15.8	0.225	9.17
M653290		470	928	345	<0.002	2.65	5.76	4.7	1	44.0	13.8	0.73	0.05	14.0	0.151	7.49
M653291		580	177.0	421	<0.002	0.39	2.05	6.0	1	41.4	65.6	1.10	<0.05	17.4	0.221	7.31
M653292		620	60.0	359	<0.002	0.16	0.97	6.4	1	10.3	68.6	1.11	<0.05	16.4	0.223	5.50
M653293		560	272	421	<0.002	0.60	1.18	6.3	1	31.9	55.0	1.01	<0.05	18.3	0.219	6.40
M653294		500	971	404	<0.002	1.05	2.81	5.5	1	34.0	43.1	1.21	<0.05	15.4	0.177	7.41
M653295		650	>10000	70.7	0.002	2.69	59.0	8.3	4	3.1	422	0.31	0.17	4.5	0.212	0.76
M653296		630	50.8	237	<0.002	0.02	0.29	7.0	1	8.3	84.7	1.55	<0.05	17.1	0.248	1.97
M653297		370	2100	254	<0.002	6.72	10.70	3.5	1	51.6	22.2	0.73	<0.05	9.0	0.118	7.42
M653298		200	3.8	2.8	<0.002	<0.01	<0.05	0.3	1	0.3	45.0	<0.05	<0.05	<0.2	<0.005	0.03
M653299		580	234	376	<0.002	0.49	1.32	5.9	1	28.2	63.8	1.19	<0.05	16.6	0.221	5.94
M653300		720	180.0	357	<0.002	0.52	1.36	6.1	1	17.3	46.8	1.27	<0.05	11.9	0.146	5.61
M653301		560	976	412	<0.002	2.88	6.40	6.1	1	80.9	22.3	1.06	<0.05	15.9	0.211	10.05
M653302		500	380	287	<0.002	1.50	3.45	4.4	1	61.7	27.6	0.60	<0.05	6.8	0.079	5.52
M653303		630	102.5	395	<0.002	0.10	0.53	6.6	1	26.1	72.4	1.08	<0.05	14.5	0.195	6.12
M653304		560	65.6	346	<0.002	0.28	0.52	6.2	1	19.2	117.0	1.14	<0.05	13.0	0.233	6.10
M653305		590	52.0	348	<0.002	0.26	0.43	6.5	1	19.6	116.0	1.18	<0.05	13.5	0.243	6.05
M653306		550	88.6	374	<0.002	0.24	0.54	6.2	1	21.0	112.0	1.06	<0.05	13.3	0.222	6.30
M653307		360	1390	248	<0.002	>10.0	6.37	3.3	1	75.1	26.7	0.55	<0.05	9.1	0.129	9.04
M653308		600	44.0	217	<0.002	0.05	0.11	6.9	1	6.0	221	1.09	<0.05	15.0	0.256	1.79
M653309		620	68.3	241	<0.002	0.07	0.21	6.6	1	8.6	203	1.27	<0.05	15.2	0.244	2.40
M653310		690	>10000	74.1	0.002	2.81	61.2	8.8	5	3.3	446	0.31	0.20	4.6	0.219	0.77
M653311		630	158.0	288	<0.002	0.52	1.18	6.6	1	16.2	85.2	1.18	<0.05	18.7	0.230	3.59
M653312		580	1395	358	<0.002	6.29	9.12	6.3	1	73.1	18.7	1.03	<0.05	16.8	0.231	7.32
M653313		520	1615	333	<0.002	4.43	11.25	6.0	1	66.5	32.2	0.72	<0.05	16.4	0.213	8.20
M653314		600	79.5	326	<0.002	0.45	1.13	7.8	1	10.6	103.5	1.00	<0.05	23.1	0.253	4.49
M653315		540	642	386	<0.002	3.44	3.40	6.8	1	56.9	50.3	1.00	<0.05	16.5	0.233	8.13

***** See Appendix Page for comments regarding this certificate *****

ALS Canada Ltd.
2103 Dollarton Hwy
North Vancouver BC V7H 0A7
Phone: 604 984 0221 Fax: 604 984 0218 www.alsglobal.com

To: **SILVER RANGE RESOURCES LTD.**
C/O ARCHER, CATHRO & ASSOCIATES (1981) LIMITED
1016-510 W HASTINGS ST
VANCOUVER BC V6B 1L8

Finalized Date: 8-SEP-2012
Account: RANSIL

Project: SNAP - Group 5

CERTIFICATE OF ANALYSIS WH12195381

Sample Description	Method Analyte Units LOR	ME-MS61 U ppm 0.1	ME-MS61 V ppm 1	ME-MS61 W ppm 0.1	ME-MS61 Y ppm 0.1	ME-MS61 Zn ppm 2	ME-MS61 Zr ppm 0.5	Pb-OG62 Pb % 0.001	Zn-OG62 Zn % 0.001
M653280		4.0	27	7.8	7.9	3750	24.4		
M653281		5.5	25	13.0	9.7	1540	25.3		
M653282		8.4	24	10.9	11.1	5910	40.0		
M653283		5.9	25	10.7	11.7	5870	41.5		
M653284		6.8	21	9.2	10.0	7740	34.2		
M653285		8.9	24	9.3	8.4	1730	28.7		
M653286		3.7	21	6.3	6.5	2630	21.0		
M653287		3.2	2	8.4	9.2	>10000	10.1		3.25
M653288		0.7	5	0.2	0.8	46	<0.5		
M653289		5.6	37	9.9	11.6	1170	43.7		
M653290		8.2	28	8.2	8.6	6240	34.2		
M653291		5.6	38	9.6	11.6	451	43.6		
M653292		5.1	37	6.1	12.5	211	42.1		
M653293		7.3	34	8.2	12.8	944	44.2		
M653294		7.9	29	7.2	10.3	1680	39.3		
M653295		2.0	61	9.1	13.6	>10000	41.2	2.02	2.05
M653296		6.0	39	18.8	10.6	205	50.0		
M653297		4.4	19	6.1	9.0	9620	23.2		
M653298		0.8	2	0.2	1.0	27	<0.5		
M653299		6.5	35	12.7	10.5	413	43.2		
M653300		7.4	22	10.9	11.4	396	38.8		
M653301		6.1	34	7.5	9.2	1930	45.8		
M653302		6.7	12	4.7	10.8	601	22.2		
M653303		7.4	31	9.1	10.7	203	44.9		
M653304		4.4	37	10.1	8.8	113	51.2		
M653305		4.1	39	10.8	9.0	127	53.3		
M653306		5.0	37	7.3	9.6	87	52.4		
M653307		2.9	20	8.5	8.5	9960	26.9		
M653308		6.0	42	1.6	8.8	77	52.3		
M653309		6.6	40	4.0	8.9	102	55.7		
M653310		2.0	65	9.7	14.2	>10000	43.1	1.940	1.995
M653311		8.6	34	22.8	10.3	617	52.3		
M653312		5.5	35	6.0	9.2	4470	49.7		
M653313		4.8	32	5.6	8.2	2630	46.4		
M653314		7.1	40	14.3	11.8	201	59.0		
M653315		4.7	39	9.7	10.2	2710	44.1		

***** See Appendix Page for comments regarding this certificate *****

ALS Canada Ltd.
2103 Dollarton Hwy
North Vancouver BC V7H 0A7
Phone: 604 984 0221 Fax: 604 984 0218 www.alsglobal.com

To: **SILVER RANGE RESOURCES LTD.**
C/O ARCHER, CATHRO & ASSOCIATES (1981) LIMITED
1016- 510 W HASTINGS ST
VANCOUVER BC V6B 1L8

Page: Appendix 1
Total # Appendix Pages: 1
Finalized Date: 8- SEP- 2012
Account: RANSIL

Project: SNAP - Group 5

CERTIFICATE OF ANALYSIS WH12195381

Method	CERTIFICATE COMMENTS
ME- MS61	Interference: Ca> 10% on ICP- MS As, ICP- AES results shown.
ME- MS61	REE's may not be totally soluble in this method.

ALS Canada Ltd.

2103 Dollarton Hwy
North Vancouver BC V7H 0A7
Phone: 604 984 0221 Fax: 604 984 0218 www.alsglobal.com

To: **SILVER RANGE RESOURCES LTD.**
C/O ARCHER, CATHRO & ASSOCIATES (1981) LIMITED
1016- 510 W HASTINGS ST
VANCOUVER BC V6B 1L8

Finalized Date: 5- SEP- 2012
Account: RANSIL

CERTIFICATE WH12195382

Project: Hammer - Group 5

P.O. No.:

This report is for 2 Rock samples submitted to our lab in Whitehorse, YT, Canada on 20- AUG- 2012.

The following have access to data associated with this certificate:

MATT DUMALA	JOAN MARIACHER	HEATHER SMITH

SAMPLE PREPARATION

ALS CODE	DESCRIPTION
WEI- 21	Received Sample Weight
LOG- 22	Sample login - Rcd w/o BarCode
CRU- 31	Fine crushing - 70%< 2mm
CRU- QC	Crushing QC Test
SPL- 21	Split sample - riffle splitter
PUL- QC	Pulverizing QC Test
PUL- 31	Pulverize split to 85%< 75 um

ANALYTICAL PROCEDURES

ALS CODE	DESCRIPTION	INSTRUMENT
Au- AA24	Au 50g FA AA finish	AAS
ME- OG62	Ore Grade Elements - Four Acid	ICP- AES
ME- MS61	48 element four acid ICP- MS	
Ag- OG62	Ore Grade Ag - Four Acid	VARIABLE

To: **SILVER RANGE RESOURCES LTD.**
ATTN: JOAN MARIACHER
C/O ARCHER, CATHRO & ASSOCIATES (1981) LIMITED
1016- 510 W HASTINGS ST
VANCOUVER BC V6B 1L8

This is the Final Report and supersedes any preliminary report with this certificate number. Results apply to samples as submitted. All pages of this report have been checked and approved for release.

***** See Appendix Page for comments regarding this certificate *****

Signature: 

Colin Ramshaw, Vancouver Laboratory Manager

ALS Canada Ltd.
2103 Dollarton Hwy
North Vancouver BC V7H 0A7
Phone: 604 984 0221 Fax: 604 984 0218 www.alsglobal.com

To: **SILVER RANGE RESOURCES LTD.**
C/O ARCHER, CATHRO & ASSOCIATES (1981) LIMITED
1016-510 W HASTINGS ST
VANCOUVER BC V6B 1L8

Finalized Date: 5-SEP-2012
Account: RANSIL

Project: Hammer - Group 5

CERTIFICATE OF ANALYSIS WH12195382

Sample Description	Method	WEI-21	Au-AA24	ME-MS61	ME-MS61	ME-MS61	ME-MS61	ME-MS61	ME-MS61	ME-MS61	ME-MS61	ME-MS61	ME-MS61	ME-MS61	ME-MS61	ME-MS61
	Analyte	Recvd Wt.	Au	Ag	Al	As	Ba	Be	Bi	Ca	Cd	Ce	Co	Cr	Cs	Cu
	Units	kg	ppm	ppm	%	ppm	ppm	ppm	ppm	%	ppm	ppm	ppm	ppm	ppm	ppm
	LOR	0.02	0.005	0.01	0.01	0.2	10	0.05	0.01	0.01	0.02	0.01	0.1	1	0.05	0.2
G006231		0.75	0.089	0.48	2.86	2070	100	2.00	0.20	2.01	0.32	39.3	2.5	3	8.83	2.6
G006232		0.63	0.400	>100	0.49	2030	40	1.30	0.33	1.24	1.76	16.25	3.6	6	4.66	150.0

***** See Appendix Page for comments regarding this certificate *****

ALS Canada Ltd.
2103 Dollarton Hwy
North Vancouver BC V7H 0A7
Phone: 604 984 0221 Fax: 604 984 0218 www.alsglobal.com

To: **SILVER RANGE RESOURCES LTD.**
C/O ARCHER, CATHRO & ASSOCIATES (1981) LIMITED
1016- 510 W HASTINGS ST
VANCOUVER BC V6B 1L8

Finalized Date: 5- SEP- 2012
Account: RANSIL

Project: Hammer - Group 5

CERTIFICATE OF ANALYSIS WH12195382

Sample Description	Method	ME-MS61	ME-MS61	ME-MS61	ME-MS61	ME-MS61	ME-MS61	ME-MS61	ME-MS61	ME-MS61	ME-MS61	ME-MS61	ME-MS61	ME-MS61	ME-MS61	ME-MS61
	Analyte	Fe	Ga	Ge	Hf	In	K	La	Li	Mg	Mn	Mo	Na	Nb	Ni	P
	Units	%	ppm	ppm	ppm	ppm	%	ppm	ppm	%	ppm	ppm	%	ppm	ppm	ppm
	LOR	0.01	0.05	0.05	0.1	0.005	0.01	0.5	0.2	0.01	5	0.05	0.01	0.1	0.2	10
G006231		5.10	21.6	0.19	0.7	0.019	1.45	19.1	42.8	0.28	>100000	0.20	0.03	3.5	2.6	210
G006232		4.63	10.60	0.15	0.1	0.011	0.25	6.7	121.0	0.18	>100000	0.68	0.02	0.2	3.0	60

***** See Appendix Page for comments regarding this certificate *****

ALS Canada Ltd.
2103 Dollarton Hwy
North Vancouver BC V7H 0A7
Phone: 604 984 0221 Fax: 604 984 0218 www.alsglobal.com

To: **SILVER RANGE RESOURCES LTD.**
C/O ARCHER, CATHRO & ASSOCIATES (1981) LIMITED
1016- 510 W HASTINGS ST
VANCOUVER BC V6B 1L8

Finalized Date: 5- SEP- 2012
Account: RANSIL

Project: Hammer - Group 5

CERTIFICATE OF ANALYSIS WH12195382

Sample Description	Method	ME-MS61	ME-MS61	ME-MS61	ME-MS61	ME-MS61	ME-MS61	ME-MS61	ME-MS61	ME-MS61	ME-MS61	ME-MS61	ME-MS61	ME-MS61	ME-MS61	ME-MS61
	Analyte	Pb	Rb	Re	S	Sb	Sc	Se	Sn	Sr	Ta	Te	Th	Ti	Tl	U
	Units	ppm	ppm	ppm	%	ppm	ppm	ppm	ppm	ppm	ppm	ppm	ppm	%	ppm	ppm
	LOR	0.5	0.1	0.002	0.01	0.05	0.1	1	0.2	0.2	0.05	0.05	0.2	0.005	0.02	0.1
G006231		17.1	131.0	<0.002	0.14	49.2	1.6	1	5.0	18.1	0.59	<0.05	5.3	0.052	1.61	3.3
G006232		1685	20.2	<0.002	0.12	850	0.6	1	4.6	145.0	<0.05	<0.05	0.7	<0.005	0.23	10.3

***** See Appendix Page for comments regarding this certificate *****

ALS Canada Ltd.
2103 Dollarton Hwy
North Vancouver BC V7H 0A7
Phone: 604 984 0221 Fax: 604 984 0218 www.alsglobal.com

To: **SILVER RANGE RESOURCES LTD.**
C/O ARCHER, CATHRO & ASSOCIATES (1981) LIMITED
1016-510 W HASTINGS ST
VANCOUVER BC V6B 1L8

Finalized Date: 5-SEP-2012
Account: RANSIL

Project: Hammer - Group 5

CERTIFICATE OF ANALYSIS WH12195382

Sample Description	Method	ME-MS61	ME-MS61	ME-MS61	ME-MS61	ME-MS61	Ag-OG62
	Analyte	V	W	Y	Zn	Zr	Ag
	Units	ppm	ppm	ppm	ppm	ppm	ppm
	LOR	1	0.1	0.1	2	0.5	1
G006231		5	1.1	8.7	123	21.4	
G006232		<1	0.3	12.3	554	2.9	421

***** See Appendix Page for comments regarding this certificate *****

ALS Canada Ltd.
2103 Dollarton Hwy
North Vancouver BC V7H 0A7
Phone: 604 984 0221 Fax: 604 984 0218 www.alsglobal.com

To: **SILVER RANGE RESOURCES LTD.**
C/O ARCHER, CATHRO & ASSOCIATES (1981) LIMITED
1016- 510 W HASTINGS ST
VANCOUVER BC V6B 1L8

Project: Hammer - Group 5

Finalized Date: 5- SEP- 2012
Account: RANSIL

CERTIFICATE OF ANALYSIS WH12195382

Method	CERTIFICATE COMMENTS
ME- MS61	REE's may not be totally soluble in this method.

ALS Canada Ltd.

2103 Dollarton Hwy
North Vancouver BC V7H 0A7
Phone: 604 984 0221 Fax: 604 984 0218 www.alsglobal.com

To: **SILVER RANGE RESOURCES LTD.**
C/O ARCHER, CATHRO & ASSOCIATES (1981) LIMITED
1016-510 W HASTINGS ST
VANCOUVER BC V6B 1L8

Finalized Date: 9-SEP-2012
Account: RANSIL

CERTIFICATE WH12195389

Project: VAT Claims

P.O. No.:

This report is for 135 Soil samples submitted to our lab in Whitehorse, YT, Canada on 20-AUG-2012.

The following have access to data associated with this certificate:

MATT DUMALA	JOAN MARIACHER	HEATHER SMITH

SAMPLE PREPARATION

ALS CODE	DESCRIPTION
WEI-21	Received Sample Weight
LOG-22	Sample login - Rcd w/o BarCode
SCR-41	Screen to -180um and save both

ANALYTICAL PROCEDURES

ALS CODE	DESCRIPTION	
ME-MS61	48 element four acid ICP-MS	
Au-ICP21	Au 30g FA ICP-AES Finish	ICP-AES

To: **SILVER RANGE RESOURCES LTD.**
ATTN: JOAN MARIACHER
C/O ARCHER, CATHRO & ASSOCIATES (1981) LIMITED
1016-510 W HASTINGS ST
VANCOUVER BC V6B 1L8

This is the Final Report and supersedes any preliminary report with this certificate number. Results apply to samples as submitted. All pages of this report have been checked and approved for release.

***** See Appendix Page for comments regarding this certificate *****

Signature:

Colin Ramshaw, Vancouver Laboratory Manager

ALS Canada Ltd.
2103 Dollarton Hwy
North Vancouver BC V7H 0A7
Phone: 604 984 0221 Fax: 604 984 0218 www.alsglobal.com

To: **SILVER RANGE RESOURCES LTD.**
C/O ARCHER, CATHRO & ASSOCIATES (1981) LIMITED
1016-510 W HASTINGS ST
VANCOUVER BC V6B 1L8

Finalized Date: 9-SEP-2012
Account: RANSIL

Project: VAT Claims

CERTIFICATE OF ANALYSIS WH12195389

Sample Description	Method	WEI-21	Au-ICP21	ME-MS61	ME-MS61	ME-MS61	ME-MS61	ME-MS61	ME-MS61	ME-MS61	ME-MS61	ME-MS61	ME-MS61	ME-MS61	ME-MS61	ME-MS61
	Analyte	Recvd Wt.	Au	Ag	Al	As	Ba	Be	Bi	Ca	Cd	Ce	Co	Cr	Cs	Cu
	Units	kg	ppm	ppm	%	ppm	ppm	ppm	ppm	%	ppm	ppm	ppm	ppm	ppm	ppm
	LOR	0.02	0.001	0.01	0.01	0.2	10	0.05	0.01	0.01	0.02	0.01	0.1	1	0.05	0.2
ZZ61701		0.26	0.002	0.09	6.75	12.7	810	1.45	0.31	1.91	0.10	44.2	7.5	24	2.91	17.5
ZZ61702		0.34	<0.001	0.12	5.33	11.2	780	1.93	0.64	0.77	0.18	59.6	5.0	50	4.75	11.6
ZZ61703		0.33	<0.001	0.11	7.37	11.8	940	3.30	0.94	1.15	0.19	71.4	9.0	56	7.28	19.5
ZZ61704		0.42	0.002	0.10	6.93	9.5	910	2.84	0.79	1.19	0.18	63.4	7.2	49	6.56	14.1
ZZ61705		0.36	0.001	0.07	6.78	8.2	890	2.51	0.73	1.18	0.16	61.9	7.3	42	6.52	15.7
ZZ61706		0.28	<0.001	0.08	7.51	2.7	810	1.23	0.14	2.67	0.07	29.6	8.8	9	1.23	17.0
ZZ61707		0.29	<0.001	0.06	6.55	4.8	820	1.80	0.48	1.46	0.11	55.5	5.0	30	4.22	14.5
ZZ61708		0.33	0.001	0.10	6.85	9.4	870	3.17	0.86	1.11	0.21	69.1	7.4	47	6.67	17.4
ZZ61709		0.32	0.001	0.10	6.88	6.5	890	2.26	0.54	1.43	0.15	61.9	6.2	40	4.89	13.5
ZZ61710		0.36	0.002	0.11	7.54	3.5	670	3.47	0.45	1.75	0.17	93.7	6.9	27	4.26	14.2
ZZ61711		0.36	0.001	0.08	6.86	9.3	900	2.69	0.61	1.28	0.41	60.3	8.5	58	5.59	16.3
ZZ61712		0.37	0.001	0.10	6.75	7.0	870	1.85	0.42	1.46	0.21	50.8	6.6	35	4.22	17.4
ZZ61713		0.33	0.001	0.12	6.81	4.6	790	1.59	0.27	1.76	0.15	44.4	8.3	27	3.19	18.5
ZZ61714		0.28	0.001	0.18	7.07	3.4	750	1.59	0.22	2.32	0.16	35.0	10.8	20	1.96	20.8
ZZ61715		0.23	0.001	0.08	7.13	3.3	910	1.48	0.18	1.88	0.10	36.5	5.2	11	2.19	17.1
ZZ61716		0.40	0.001	0.16	7.48	2.8	790	2.49	0.49	1.99	0.15	53.4	7.2	23	4.87	13.0
ZZ61717		0.25	0.002	0.09	6.90	8.2	840	3.11	0.60	1.44	1.15	68.5	8.4	48	7.02	15.5
ZZ61718		0.46	0.001	0.13	7.68	2.9	720	3.28	0.53	2.00	0.14	60.7	7.2	20	6.31	12.9
ZZ61719		0.39	0.001	0.08	6.85	2.7	760	2.61	0.50	1.45	0.14	76.5	4.1	26	6.75	11.6
ZZ61720		0.43	0.001	0.08	7.17	6.9	870	3.00	0.60	1.30	0.16	64.2	7.3	44	5.80	16.6
ZZ61721		0.30	0.001	0.07	6.98	3.2	770	2.09	0.36	1.81	0.23	52.2	7.2	28	3.66	14.5
ZZ61722		0.31	0.001	0.14	7.81	5.8	870	4.63	0.88	1.03	0.14	82.8	7.5	45	7.88	16.0
ZZ61723		0.41	0.001	0.18	8.16	3.6	750	4.53	1.29	1.55	0.07	64.8	6.6	25	12.25	16.1
ZZ61724		0.29	0.001	0.17	7.21	2.0	890	1.91	0.25	1.97	0.05	37.5	5.4	8	2.38	19.4
ZZ61725		0.38	0.002	0.08	6.61	7.4	850	1.72	0.45	1.57	0.09	51.2	8.4	45	5.38	21.1
ZZ61726		0.40	0.001	0.07	7.18	4.5	750	2.97	0.52	1.30	0.11	71.4	6.4	38	5.80	11.8
ZZ61727		0.34	0.001	0.07	6.43	6.7	740	3.19	0.76	0.82	0.22	82.3	5.2	43	6.92	10.2
ZZ61728		0.34	0.002	0.15	7.23	3.1	730	2.96	0.43	1.75	0.15	61.5	8.9	29	4.01	15.1
ZZ61729		0.32	0.001	0.23	7.01	5.7	820	3.57	0.86	1.13	0.24	63.1	6.8	43	9.59	14.6
ZZ61730		0.37	0.001	0.30	7.32	2.7	770	3.20	0.74	1.87	0.12	49.6	6.7	21	7.98	16.8
ZZ61731		0.32	0.001	0.19	6.78	2.4	810	1.96	0.35	1.83	0.12	39.2	7.1	15	3.23	18.5
ZZ61732		0.35	0.002	0.15	8.73	5.4	830	4.56	0.88	0.67	0.46	104.0	15.7	54	16.55	31.7
ZZ61733		0.42	0.003	0.13	7.63	9.1	860	5.59	1.73	0.93	0.39	88.9	9.5	63	14.05	23.7
ZZ61734		0.33	0.002	0.47	9.00	7.0	530	7.68	2.23	0.35	0.31	71.2	7.8	38	24.8	30.6
ZZ61735		0.44	0.004	0.17	5.66	10.6	830	3.14	0.88	0.81	0.23	74.1	7.6	64	5.94	16.5
ZZ61736		0.35	0.002	0.15	7.61	8.8	720	5.75	1.38	0.72	0.30	80.1	14.4	68	12.35	28.7
ZZ61737		0.38	0.003	0.24	7.34	7.4	710	5.84	3.27	0.64	0.32	97.5	15.5	65	14.95	35.3
ZZ61738		0.40	0.002	0.21	7.47	5.8	780	4.87	1.69	1.17	0.29	54.7	8.5	38	8.79	30.3
ZZ61739		0.36	0.003	0.22	8.26	8.7	650	5.84	1.49	1.01	0.50	99.0	15.0	52	14.05	29.7
ZZ61740		0.38	0.001	0.14	7.73	11.0	660	4.60	1.14	1.11	0.25	106.5	11.8	51	11.70	23.9

***** See Appendix Page for comments regarding this certificate *****

ALS Canada Ltd.
2103 Dollarton Hwy
North Vancouver BC V7H 0A7
Phone: 604 984 0221 Fax: 604 984 0218 www.alsglobal.com

To: **SILVER RANGE RESOURCES LTD.**
C/O ARCHER, CATHRO & ASSOCIATES (1981) LIMITED
1016-510 W HASTINGS ST
VANCOUVER BC V6B 1L8

Finalized Date: 9-SEP-2012
Account: RANSIL

Project: VAT Claims

CERTIFICATE OF ANALYSIS WH12195389

Sample Description	Method	ME-MS61	ME-MS61	ME-MS61	ME-MS61	ME-MS61	ME-MS61	ME-MS61	ME-MS61	ME-MS61	ME-MS61	ME-MS61	ME-MS61	ME-MS61	ME-MS61	ME-MS61
	Analyte	Fe	Ga	Ge	Hf	In	K	La	Li	Mg	Mn	Mo	Na	Nb	Ni	P
	Units	%	ppm	ppm	ppm	ppm	%	ppm	ppm	%	ppm	ppm	%	ppm	ppm	ppm
	LOR	0.01	0.05	0.05	0.1	0.005	0.01	0.5	0.2	0.01	5	0.05	0.01	0.1	0.2	10
ZZ61701		2.46	18.15	0.10	3.1	0.029	1.88	22.1	24.7	0.72	509	1.61	2.04	9.0	10.3	1090
ZZ61702		2.54	17.50	0.14	2.0	0.042	1.76	30.1	33.5	0.47	366	1.51	1.05	13.6	14.9	580
ZZ61703		3.06	22.7	0.15	2.7	0.061	2.03	35.4	65.6	0.76	544	1.61	1.43	13.8	21.7	1430
ZZ61704		2.73	21.2	0.14	2.5	0.046	2.14	31.9	43.4	0.63	539	1.68	1.46	13.5	16.1	1190
ZZ61705		2.52	20.9	0.15	2.8	0.050	2.03	31.6	45.0	0.63	468	1.70	1.49	13.1	16.1	990
ZZ61706		2.50	18.25	0.11	3.3	0.024	2.01	15.1	18.8	0.92	429	1.53	2.75	6.0	8.0	440
ZZ61707		2.00	20.3	0.14	2.9	0.035	2.07	28.4	26.4	0.53	338	1.56	1.79	11.0	9.8	920
ZZ61708		2.59	21.4	0.16	2.5	0.052	2.08	34.8	52.7	0.63	617	1.55	1.41	13.0	17.2	1370
ZZ61709		2.45	19.30	0.13	2.7	0.040	2.09	31.4	35.7	0.65	407	1.49	1.63	11.5	13.0	930
ZZ61710		2.22	20.5	0.20	2.4	0.036	2.50	46.6	44.5	0.67	323	0.81	1.95	8.8	13.2	1060
ZZ61711		2.98	19.00	0.15	2.3	0.047	2.10	30.5	43.4	0.80	537	1.57	1.40	12.3	20.0	1250
ZZ61712		2.46	18.75	0.13	2.9	0.038	1.93	25.9	32.1	0.64	472	1.68	1.74	10.7	12.9	970
ZZ61713		2.76	18.60	0.14	2.9	0.033	1.86	22.7	23.6	0.70	450	1.75	1.88	8.9	11.7	1040
ZZ61714		2.67	17.25	0.14	2.8	0.030	1.63	18.1	21.0	0.91	700	1.62	2.13	6.7	11.6	1220
ZZ61715		1.68	18.25	0.11	3.5	0.022	2.22	19.1	22.8	0.54	363	1.69	2.54	7.3	6.1	670
ZZ61716		2.47	20.3	0.15	2.9	0.036	2.25	27.2	40.9	0.76	376	1.25	2.15	8.6	11.1	910
ZZ61717		2.71	19.90	0.16	2.4	0.048	1.85	34.0	58.0	0.77	549	1.42	1.49	11.5	18.5	1250
ZZ61718		2.37	21.2	0.16	2.8	0.039	2.12	31.0	56.4	0.80	396	1.17	2.10	9.1	10.5	870
ZZ61719		1.75	21.5	0.15	3.0	0.034	2.31	38.7	37.7	0.46	274	1.33	1.88	10.2	8.1	930
ZZ61720		2.60	20.1	0.13	2.6	0.046	2.11	32.8	47.3	0.70	492	1.53	1.58	11.4	17.2	1120
ZZ61721		2.41	18.85	0.14	2.9	0.036	1.96	26.7	31.2	0.72	506	1.24	1.95	8.7	11.1	900
ZZ61722		2.44	24.4	0.17	2.8	0.057	2.29	41.6	74.7	0.65	438	1.26	1.48	14.3	19.4	1100
ZZ61723		2.30	24.1	0.15	3.1	0.047	2.22	33.1	100.0	0.67	392	1.62	1.91	11.2	11.7	990
ZZ61724		1.73	18.65	0.14	3.6	0.021	2.09	20.7	28.5	0.54	403	1.71	2.49	6.5	5.3	650
ZZ61725		3.07	20.0	0.16	2.9	0.043	1.69	26.7	29.7	0.82	451	1.99	1.53	12.8	16.2	1010
ZZ61726		2.45	22.8	0.15	2.9	0.042	2.43	36.1	44.5	0.69	365	0.96	1.63	12.0	13.2	720
ZZ61727		2.34	21.4	0.16	2.3	0.046	2.42	40.7	49.9	0.49	334	1.15	1.23	12.3	13.8	1200
ZZ61728		2.70	18.85	0.16	2.6	0.038	1.96	30.0	40.2	0.75	1190	1.57	1.85	9.0	11.6	1100
ZZ61729		2.56	21.4	0.15	2.4	0.048	2.09	32.4	64.6	0.64	604	1.75	1.38	12.2	15.8	1350
ZZ61730		2.23	20.8	0.15	3.1	0.040	1.88	28.5	58.8	0.67	470	2.05	1.92	8.9	10.6	1140
ZZ61731		1.98	17.70	0.14	3.3	0.026	1.84	21.5	29.2	0.60	729	1.68	2.09	7.1	7.4	1230
ZZ61732		4.65	24.0	0.21	1.9	0.076	2.10	49.8	115.5	0.86	943	1.97	0.98	16.0	34.7	1160
ZZ61733		3.55	24.3	0.15	2.5	0.065	2.13	43.8	107.0	0.76	620	1.52	1.25	15.6	27.4	920
ZZ61734		3.80	37.3	0.13	1.9	0.057	2.51	34.9	165.0	0.54	381	1.39	0.63	11.7	20.9	1560
ZZ61735		3.25	19.65	0.16	1.8	0.047	1.69	34.9	37.7	0.62	420	1.70	1.17	14.2	20.4	1110
ZZ61736		4.12	27.0	0.16	1.7	0.053	2.41	36.6	113.0	0.71	601	1.57	1.23	16.5	30.7	910
ZZ61737		4.09	27.2	0.17	1.8	0.061	2.05	43.4	139.5	0.70	848	2.29	1.14	15.8	34.2	950
ZZ61738		2.92	26.0	0.14	2.5	0.045	2.13	26.9	98.9	0.64	450	1.59	1.72	12.7	18.8	880
ZZ61739		3.90	30.1	0.17	2.3	0.057	2.33	47.5	115.5	0.77	839	1.32	1.49	15.1	28.8	1180
ZZ61740		3.83	27.4	0.18	2.1	0.050	2.10	51.2	102.5	0.79	473	1.37	1.44	13.7	24.5	1230

***** See Appendix Page for comments regarding this certificate *****

ALS Canada Ltd.
2103 Dollarton Hwy
North Vancouver BC V7H 0A7
Phone: 604 984 0221 Fax: 604 984 0218 www.alsglobal.com

To: **SILVER RANGE RESOURCES LTD.**
C/O ARCHER, CATHRO & ASSOCIATES (1981) LIMITED
1016-510 W HASTINGS ST
VANCOUVER BC V6B 1L8

Finalized Date: 9-SEP-2012
Account: RANSIL

Project: VAT Claims

CERTIFICATE OF ANALYSIS WH12195389

Sample Description	Method	ME-MS61	ME-MS61	ME-MS61	ME-MS61	ME-MS61	ME-MS61	ME-MS61	ME-MS61	ME-MS61	ME-MS61	ME-MS61	ME-MS61	ME-MS61	ME-MS61	ME-MS61
	Analyte	Pb	Rb	Re	S	Sb	Sc	Se	Sn	Sr	Ta	Te	Th	Ti	Tl	U
	Units	ppm	ppm	ppm	%	ppm	ppm	ppm	ppm	ppm	ppm	ppm	ppm	%	ppm	ppm
	LOR	0.5	0.1	0.002	0.01	0.05	0.1	1	0.2	0.2	0.05	0.05	0.2	0.005	0.02	0.1
ZZ61701		13.8	70.6	<0.002	0.04	0.63	7.5	1	1.6	464	0.63	<0.05	7.4	0.335	0.45	2.6
ZZ61702		24.5	111.0	<0.002	0.03	1.03	7.7	2	2.7	143.0	0.97	<0.05	10.7	0.356	0.69	2.8
ZZ61703		31.2	131.0	<0.002	0.05	1.17	10.4	2	3.9	228	1.00	<0.05	14.0	0.381	0.88	7.1
ZZ61704		27.3	129.5	<0.002	0.04	0.95	9.2	2	3.6	242	1.00	<0.05	11.5	0.385	0.81	5.2
ZZ61705		25.7	118.0	<0.002	0.04	0.93	9.1	2	3.5	271	1.00	<0.05	10.8	0.357	0.76	6.6
ZZ61706		9.4	44.4	<0.002	0.02	0.37	7.4	1	0.8	715	0.42	<0.05	4.6	0.333	0.26	1.8
ZZ61707		19.3	91.3	<0.002	0.03	0.73	7.2	2	2.7	361	0.80	<0.05	9.9	0.335	0.60	2.9
ZZ61708		29.0	127.0	<0.002	0.05	1.04	9.0	2	3.7	227	0.96	<0.05	12.7	0.348	0.79	6.6
ZZ61709		22.6	106.0	<0.002	0.04	0.79	8.1	2	2.7	318	0.85	<0.05	10.8	0.356	0.65	4.2
ZZ61710		31.6	124.5	<0.002	0.04	0.58	7.8	2	3.2	333	0.70	<0.05	17.5	0.327	0.77	7.4
ZZ61711		27.9	115.0	<0.002	0.05	1.00	9.6	2	3.1	249	0.90	<0.05	11.0	0.381	0.72	7.2
ZZ61712		19.2	86.4	<0.002	0.04	0.82	7.5	2	2.1	366	0.77	<0.05	8.5	0.333	0.55	3.9
ZZ61713		15.5	72.8	<0.002	0.05	0.63	7.6	2	1.6	441	0.64	<0.05	7.1	0.366	0.44	3.3
ZZ61714		15.9	49.9	<0.002	0.05	0.51	7.9	2	1.0	570	0.47	<0.05	5.3	0.321	0.30	4.9
ZZ61715		12.4	67.2	<0.002	0.02	0.50	5.2	1	1.1	551	0.53	<0.05	5.8	0.236	0.36	2.5
ZZ61716		22.5	92.2	<0.002	0.04	0.51	7.6	2	2.7	451	0.66	<0.05	10.2	0.358	0.59	6.2
ZZ61717		27.6	109.5	<0.002	0.05	1.08	9.7	2	3.1	277	0.86	<0.05	12.7	0.357	0.72	8.0
ZZ61718		21.7	95.8	<0.002	0.04	0.59	7.9	2	3.1	450	0.73	<0.05	10.9	0.332	0.60	8.2
ZZ61719		22.6	110.0	<0.002	0.04	0.67	6.5	2	3.5	333	0.83	<0.05	14.7	0.306	0.63	5.4
ZZ61720		26.8	112.5	<0.002	0.06	0.89	8.8	2	3.2	288	0.89	<0.05	12.0	0.340	0.71	6.8
ZZ61721		18.3	80.6	<0.002	0.05	0.57	7.5	2	2.2	431	0.66	<0.05	9.2	0.320	0.51	3.5
ZZ61722		30.3	144.0	<0.002	0.06	1.24	9.9	2	5.4	212	1.18	<0.05	15.2	0.356	1.02	10.0
ZZ61723		28.5	118.0	<0.002	0.03	0.87	8.4	2	4.6	375	0.99	<0.05	12.5	0.304	0.84	22.5
ZZ61724		12.4	55.5	<0.002	0.03	0.50	4.8	1	1.0	548	0.48	<0.05	5.9	0.229	0.36	10.8
ZZ61725		16.0	80.9	<0.002	0.04	1.00	9.7	2	2.3	362	0.87	<0.05	8.5	0.434	0.58	3.8
ZZ61726		26.0	127.0	<0.002	0.03	0.57	8.6	2	4.6	286	0.97	<0.05	13.7	0.376	0.84	4.1
ZZ61727		30.4	147.5	<0.002	0.05	0.82	7.8	2	4.4	161.0	0.99	<0.05	15.2	0.327	0.90	5.4
ZZ61728		21.9	84.5	<0.002	0.06	0.55	8.0	2	2.5	394	0.69	<0.05	10.9	0.358	0.57	9.2
ZZ61729		27.1	125.5	<0.002	0.07	0.84	8.6	2	4.1	242	0.97	<0.05	12.0	0.335	0.78	11.5
ZZ61730		20.1	81.0	<0.002	0.07	0.52	8.0	2	2.7	438	0.72	<0.05	9.6	0.295	0.57	31.0
ZZ61731		15.1	63.2	<0.002	0.07	0.50	6.1	1	1.5	479	0.57	<0.05	6.5	0.257	0.42	8.9
ZZ61732		31.4	140.5	<0.002	0.06	1.61	16.6	2	4.6	160.5	1.20	<0.05	15.7	0.482	1.01	7.2
ZZ61733		50.3	152.5	<0.002	0.04	2.00	10.4	2	6.8	169.5	1.42	<0.05	15.5	0.419	1.10	10.7
ZZ61734		74.2	228	0.002	0.10	2.54	8.5	1	10.2	91.7	1.12	<0.05	12.7	0.271	1.55	19.4
ZZ61735		28.5	97.4	<0.002	0.05	1.40	9.6	1	3.8	150.0	1.10	<0.05	12.6	0.397	0.70	5.9
ZZ61736		29.2	141.0	0.002	0.03	1.61	12.6	2	7.9	140.0	1.55	<0.05	13.9	0.453	1.14	7.5
ZZ61737		38.5	140.0	0.002	0.05	2.28	11.2	1	8.0	137.5	1.37	<0.05	16.7	0.409	1.18	8.8
ZZ61738		26.9	130.5	0.002	0.05	2.53	8.3	2	7.5	312	1.24	<0.05	9.6	0.299	0.92	8.1
ZZ61739		38.7	179.5	<0.002	0.06	4.16	11.2	2	7.8	220	1.33	<0.05	18.3	0.397	1.15	11.7
ZZ61740		32.3	150.0	0.002	0.07	2.47	11.3	2	6.7	248	1.17	<0.05	18.0	0.418	1.05	7.9

***** See Appendix Page for comments regarding this certificate *****

ALS Canada Ltd.
2103 Dollarton Hwy
North Vancouver BC V7H 0A7
Phone: 604 984 0221 Fax: 604 984 0218 www.alsglobal.com

To: **SILVER RANGE RESOURCES LTD.**
C/O ARCHER, CATHRO & ASSOCIATES (1981) LIMITED
1016- 510 W HASTINGS ST
VANCOUVER BC V6B 1L8

Finalized Date: 9- SEP- 2012
Account: RANSIL

Project: VAT Claims

CERTIFICATE OF ANALYSIS WH12195389

Sample Description	Method Analyte Units LOR	ME-MS61 V ppm 1	ME-MS61 W ppm 0.1	ME-MS61 Y ppm 0.1	ME-MS61 Zn ppm 2	ME-MS61 Zr ppm 0.5
ZZ61701		85	1.1	9.7	62	112.0
ZZ61702		111	2.7	10.3	66	70.9
ZZ61703		112	3.3	14.0	101	95.6
ZZ61704		112	2.7	11.9	74	86.7
ZZ61705		100	2.3	11.8	73	96.0
ZZ61706		73	0.6	8.9	57	121.5
ZZ61707		83	1.8	9.6	57	106.5
ZZ61708		97	2.9	12.4	85	89.5
ZZ61709		97	2.3	11.5	69	94.2
ZZ61710		72	2.4	16.3	63	82.8
ZZ61711		113	2.0	13.3	95	81.4
ZZ61712		91	1.4	10.5	72	105.0
ZZ61713		96	1.8	9.8	65	106.0
ZZ61714		81	0.8	10.3	61	103.5
ZZ61715		46	0.8	8.2	51	133.5
ZZ61716		80	1.2	10.5	70	103.5
ZZ61717		100	1.6	13.2	91	84.3
ZZ61718		71	1.2	11.9	69	98.9
ZZ61719		62	1.7	10.2	50	105.5
ZZ61720		91	1.9	12.3	79	89.4
ZZ61721		77	1.1	10.2	62	101.0
ZZ61722		86	2.3	14.0	90	93.2
ZZ61723		65	1.6	13.1	88	106.5
ZZ61724		41	0.7	9.7	53	136.5
ZZ61725		126	1.5	11.6	72	109.5
ZZ61726		82	1.8	10.3	63	97.2
ZZ61727		84	1.9	11.0	68	75.0
ZZ61728		86	1.1	11.6	69	92.8
ZZ61729		87	1.7	11.3	94	82.3
ZZ61730		65	1.1	12.3	83	109.5
ZZ61731		54	0.9	9.7	57	117.0
ZZ61732		137	3.8	21.2	162	59.0
ZZ61733		115	3.0	14.4	162	79.7
ZZ61734		76	2.6	12.2	158	64.3
ZZ61735		116	1.7	12.0	76	63.9
ZZ61736		122	2.6	12.0	131	55.0
ZZ61737		114	2.9	13.0	153	63.5
ZZ61738		79	2.6	10.4	102	96.2
ZZ61739		95	3.4	13.6	154	80.8
ZZ61740		113	2.1	13.4	118	74.3

***** See Appendix Page for comments regarding this certificate *****

ALS Canada Ltd.
2103 Dollarton Hwy
North Vancouver BC V7H 0A7
Phone: 604 984 0221 Fax: 604 984 0218 www.alsglobal.com

To: **SILVER RANGE RESOURCES LTD.**
C/O ARCHER, CATHRO & ASSOCIATES (1981) LIMITED
1016-510 W HASTINGS ST
VANCOUVER BC V6B 1L8

Finalized Date: 9-SEP-2012
Account: RANSIL

Project: VAT Claims

CERTIFICATE OF ANALYSIS WH12195389

Sample Description	Method	WEI-21	Au-ICP21	ME-MS61	ME-MS61	ME-MS61	ME-MS61	ME-MS61	ME-MS61	ME-MS61	ME-MS61	ME-MS61	ME-MS61	ME-MS61	ME-MS61	ME-MS61
	Analyte	Recvd Wt.	Au	Ag	Al	As	Ba	Be	Bi	Ca	Cd	Ce	Co	Cr	Cs	Cu
	Units	kg	ppm	ppm	%	ppm	ppm	ppm	ppm	%	ppm	ppm	ppm	ppm	ppm	ppm
	LOR	0.02	0.001	0.01	0.01	0.2	10	0.05	0.01	0.01	0.02	0.01	0.1	1	0.05	0.2
ZZ61741		0.36	0.001	0.12	7.42	11.4	740	4.04	0.98	0.88	0.44	223	13.9	64	10.70	32.4
ZZ61742		0.40	0.002	0.11	7.89	8.7	710	5.86	0.80	0.89	0.46	175.5	12.6	55	13.00	30.5
ZZ61743		0.42	0.002	0.10	7.55	7.1	800	3.47	1.11	1.27	0.27	62.1	11.4	57	9.29	34.5
ZZ61744		0.45	0.002	0.10	8.17	7.7	700	6.47	1.27	1.07	0.44	128.5	11.4	59	14.80	26.6
ZZ61745		0.45	0.002	0.12	8.25	9.5	950	6.32	0.95	1.28	0.78	134.0	13.9	71	10.90	29.1
ZZ61746		0.31	0.001	0.16	8.69	24.4	850	5.95	1.65	0.77	0.21	66.7	12.8	62	14.35	35.7
ZZ61747		0.26	0.001	0.17	7.74	12.2	880	4.14	0.86	1.13	0.22	72.3	10.9	47	10.80	26.9
ZZ61748		0.32	0.001	0.26	7.12	8.0	690	4.18	1.01	0.82	0.26	71.6	8.1	47	12.55	19.8
ZZ61749		<0.02	0.003	0.12	7.86	29.0	910	4.07	1.02	1.32	0.31	94.4	9.4	59	9.26	23.0
ZZ61750		0.43	0.003	0.15	7.68	14.4	960	4.93	1.45	1.02	0.31	73.9	11.0	58	12.80	20.8
ZZ61751		0.25	0.001	0.17	7.58	7.4	790	5.13	0.88	1.21	0.31	124.5	9.0	47	8.70	16.4
ZZ61752		0.23	<0.001	0.14	7.65	2.6	640	4.04	0.82	1.85	0.72	60.1	9.5	35	8.57	14.8
ZZ61753		0.28	0.001	0.12	7.52	4.6	720	5.50	0.90	1.45	0.14	115.5	7.1	45	8.10	14.3
ZZ61754		0.27	0.002	0.15	7.60	12.7	770	4.14	1.11	0.77	0.18	96.2	8.1	60	11.75	15.1
ZZ61755		0.16	0.001	0.12	7.26	2.2	870	1.36	0.16	2.33	0.08	34.3	6.8	8	1.53	16.0
ZZ61756		0.29	0.002	0.11	7.37	4.5	780	1.91	0.37	2.69	0.08	44.7	10.1	25	3.29	15.1
ZZ61757		0.26	0.001	0.11	6.82	4.8	1010	2.19	0.67	1.22	0.19	67.0	5.0	46	7.39	11.0
ZZ61758		0.16	0.003	0.25	7.84	2.5	780	2.24	0.30	3.09	0.06	37.1	10.3	13	2.37	16.2
ZZ61759		0.26	<0.001	0.12	6.59	2.9	980	2.28	0.57	1.35	0.32	61.5	4.9	40	9.39	10.7
ZZ61760		0.21	0.002	0.39	7.40	5.0	840	4.50	1.01	1.72	0.20	65.1	8.5	34	13.15	20.2
ZZ61761		0.19	<0.001	0.08	7.44	3.3	720	4.14	0.72	1.17	0.27	93.2	6.3	37	8.01	9.3
ZZ61762		0.22	0.002	0.98	6.89	4.5	900	2.36	0.56	1.69	0.40	55.7	7.2	28	6.82	21.1
ZZ61763		0.27	<0.001	0.40	6.99	3.0	830	2.17	0.54	2.06	0.12	42.6	6.6	14	6.83	20.4
ZZ61764		0.20	0.001	0.22	6.26	4.2	840	2.09	0.61	1.33	0.17	65.5	5.1	34	5.84	11.4
ZZ61765		0.19	0.001	0.24	7.16	8.8	870	4.71	2.10	1.21	0.15	64.2	8.5	47	21.5	20.7
ZZ61766		0.18	0.001	0.23	6.66	6.1	840	3.03	0.83	1.28	0.27	55.5	9.9	37	8.31	17.2
ZZ61767		0.16	0.001	0.24	6.95	5.3	760	3.49	0.92	1.34	0.25	76.8	7.1	35	11.80	14.5
ZZ61768		0.12	0.001	0.13	6.72	6.2	830	3.15	1.31	1.12	0.73	74.8	5.4	46	16.05	11.8
ZZ61769		0.17	<0.001	0.16	6.65	2.9	850	1.54	0.24	1.81	0.14	39.3	5.5	9	2.84	16.8
ZZ61770		0.34	0.001	0.05	6.94	7.6	960	2.57	0.62	0.93	0.26	78.0	6.2	56	6.16	13.7
ZZ61771		0.22	<0.001	0.10	6.95	2.2	840	1.46	0.30	1.68	0.11	42.4	8.0	10	1.97	15.5
ZZ61772		0.25	0.001	0.12	6.89	5.8	840	2.84	0.63	1.20	0.16	62.3	6.4	41	6.38	14.7
ZZ61773		0.25	0.001	0.31	7.18	3.4	770	3.67	0.71	1.43	0.08	82.3	7.1	35	6.99	17.3
ZZ61774		0.21	<0.001	0.11	7.14	4.1	780	2.71	0.45	1.60	0.12	62.6	7.5	28	4.68	17.2
ZZ61775		0.29	0.002	0.14	7.13	6.6	770	3.26	0.74	1.15	0.18	75.9	7.5	38	6.86	15.2
ZZ61776		0.25	0.001	0.17	7.35	8.0	810	3.75	0.77	1.27	0.19	74.9	7.5	45	6.90	15.8
ZZ61777		0.26	0.002	0.07	7.43	4.8	800	3.23	0.84	0.98	0.12	89.7	4.9	41	9.23	9.8
ZZ61778		0.31	0.002	0.09	7.10	3.6	780	2.85	0.51	1.43	0.17	66.4	5.6	28	5.17	12.0
ZZ61779		0.16	<0.001	0.15	7.68	4.1	810	3.27	0.66	1.59	0.10	64.4	6.7	25	5.15	16.2
ZZ61780		0.09	0.003	0.13	7.08	3.9	770	1.41	0.41	2.12	0.19	36.1	10.1	13	2.77	16.1

***** See Appendix Page for comments regarding this certificate *****

ALS Canada Ltd.
2103 Dollarton Hwy
North Vancouver BC V7H 0A7
Phone: 604 984 0221 Fax: 604 984 0218 www.alsglobal.com

To: **SILVER RANGE RESOURCES LTD.**
C/O ARCHER, CATHRO & ASSOCIATES (1981) LIMITED
1016-510 W HASTINGS ST
VANCOUVER BC V6B 1L8

Finalized Date: 9-SEP-2012
Account: RANSIL

Project: VAT Claims

CERTIFICATE OF ANALYSIS WH12195389

Sample Description	Method	ME-MS61	ME-MS61	ME-MS61	ME-MS61	ME-MS61	ME-MS61	ME-MS61	ME-MS61	ME-MS61	ME-MS61	ME-MS61	ME-MS61	ME-MS61	ME-MS61	ME-MS61
	Analyte	Fe	Ga	Ge	Hf	In	K	La	Li	Mg	Mn	Mo	Na	Nb	Ni	P
	Units	%	ppm	ppm	ppm	ppm	%	ppm	ppm	%	ppm	ppm	%	ppm	ppm	ppm
	LOR	0.01	0.05	0.05	0.1	0.005	0.01	0.5	0.2	0.01	5	0.05	0.01	0.1	0.2	10
ZZ61741		4.04	25.5	0.28	1.6	0.055	2.21	114.5	115.5	0.75	630	1.51	1.32	15.7	30.3	1100
ZZ61742		3.82	29.5	0.21	1.8	0.055	2.58	81.6	111.5	0.71	640	1.23	1.43	15.1	30.8	1020
ZZ61743		3.56	24.4	0.14	2.5	0.053	1.89	30.7	82.7	0.87	508	1.98	1.38	13.4	24.2	1080
ZZ61744		3.20	32.6	0.20	2.8	0.048	2.35	59.6	142.0	0.79	670	1.22	1.50	17.7	26.0	990
ZZ61745		3.62	29.0	0.18	2.4	0.057	2.44	62.7	113.0	0.85	705	1.76	1.51	17.3	32.7	1300
ZZ61746		3.84	31.7	0.12	2.6	0.058	2.13	31.7	124.0	0.89	603	1.66	1.09	15.4	26.9	1300
ZZ61747		2.87	28.9	0.16	2.9	0.045	2.09	35.0	98.7	0.72	755	1.71	1.44	13.6	20.1	1190
ZZ61748		2.67	26.5	0.09	2.3	0.042	1.99	32.5	204	0.57	575	1.35	1.08	12.7	16.3	1550
ZZ61749		2.77	23.8	0.14	2.5	0.047	2.38	46.1	97.6	0.78	565	1.19	1.36	13.5	21.8	1010
ZZ61750		3.48	22.2	0.14	2.1	0.047	1.93	33.9	109.5	0.85	666	1.22	1.17	12.5	21.6	900
ZZ61751		2.57	25.2	0.18	2.2	0.051	2.50	56.8	67.8	0.68	477	0.62	1.57	13.8	18.5	1020
ZZ61752		2.74	22.9	0.12	2.4	0.035	1.92	28.5	52.1	0.85	533	0.88	1.74	10.5	14.4	1140
ZZ61753		2.37	25.3	0.20	2.2	0.042	2.27	55.4	57.5	0.63	417	0.80	1.77	13.4	15.4	800
ZZ61754		3.73	29.3	0.16	2.3	0.057	2.52	43.1	70.5	0.75	407	1.30	1.28	15.6	21.1	700
ZZ61755		1.99	19.90	0.11	3.4	0.018	2.10	16.2	19.3	0.70	469	1.54	2.64	5.9	5.0	510
ZZ61756		2.78	21.3	0.13	3.0	0.030	1.80	21.2	27.3	1.08	462	1.44	2.26	7.8	11.9	770
ZZ61757		2.06	22.6	0.15	2.7	0.031	2.14	34.1	30.1	0.59	373	1.59	1.61	13.7	10.2	350
ZZ61758		2.87	22.3	0.13	3.3	0.026	1.85	19.1	22.3	1.09	497	1.34	2.62	6.2	8.1	810
ZZ61759		1.66	21.9	0.16	2.7	0.034	2.15	31.2	30.4	0.56	307	1.28	1.62	14.1	7.7	510
ZZ61760		2.65	24.3	0.14	2.8	0.039	1.93	36.0	55.1	0.74	546	1.70	1.75	10.2	12.5	1410
ZZ61761		1.98	24.7	0.16	2.0	0.035	2.61	47.0	61.3	0.57	304	0.70	1.79	11.7	12.3	690
ZZ61762		2.10	21.5	0.16	3.0	0.028	2.00	29.7	30.3	0.63	591	1.86	1.95	10.0	9.3	940
ZZ61763		2.05	20.4	0.15	3.3	0.022	1.96	22.5	33.3	0.66	430	1.63	2.26	6.9	7.4	830
ZZ61764		1.82	22.0	0.15	2.6	0.026	2.08	32.2	27.0	0.52	324	1.35	1.63	11.6	8.7	560
ZZ61765		2.84	22.2	0.12	2.4	0.044	1.84	32.6	66.3	0.67	648	1.49	1.34	10.5	15.6	1450
ZZ61766		2.30	21.5	0.13	2.4	0.030	1.91	27.8	42.6	0.60	918	1.55	1.56	10.0	11.9	1190
ZZ61767		2.27	23.8	0.15	2.4	0.040	2.08	38.6	52.8	0.64	476	1.27	1.62	10.4	11.9	1170
ZZ61768		2.27	27.5	0.14	2.6	0.039	2.12	35.2	54.0	0.55	341	1.48	1.49	13.2	12.7	790
ZZ61769		1.77	19.85	0.11	3.5	0.018	2.04	20.7	21.2	0.49	436	1.85	2.34	6.4	4.3	600
ZZ61770		2.73	19.25	0.16	2.1	0.044	2.32	40.4	46.3	0.69	387	1.33	1.48	12.9	17.1	590
ZZ61771		2.02	16.40	0.17	3.2	0.019	2.09	20.6	23.2	0.56	634	1.63	2.51	6.0	5.3	700
ZZ61772		2.73	17.60	0.18	2.3	0.037	2.06	33.2	47.0	0.66	472	1.37	1.66	9.9	13.8	1140
ZZ61773		2.38	19.10	0.23	2.6	0.041	2.13	49.0	64.5	0.64	402	0.92	1.82	9.8	12.6	1170
ZZ61774		2.61	18.50	0.20	2.7	0.032	1.99	38.2	46.2	0.70	491	1.49	2.04	9.0	11.9	960
ZZ61775		2.59	20.1	0.19	2.7	0.045	2.16	38.9	56.9	0.61	593	1.42	1.68	10.6	13.7	1140
ZZ61776		2.90	19.65	0.19	2.5	0.046	2.11	37.7	58.4	0.72	632	1.25	1.60	10.7	15.3	1240
ZZ61777		2.14	24.5	0.21	2.8	0.041	2.57	46.8	52.8	0.56	306	1.52	1.74	13.9	12.2	710
ZZ61778		2.13	19.75	0.19	2.6	0.033	2.35	33.7	43.6	0.61	336	1.07	2.04	9.5	11.1	640
ZZ61779		2.37	19.55	0.20	2.8	0.033	2.34	35.7	53.2	0.63	389	1.13	2.13	8.8	11.6	770
ZZ61780		2.67	17.15	0.16	3.1	0.023	1.89	17.1	21.9	0.81	702	1.86	2.52	5.6	8.7	730

***** See Appendix Page for comments regarding this certificate *****

ALS Canada Ltd.
2103 Dollarton Hwy
North Vancouver BC V7H 0A7
Phone: 604 984 0221 Fax: 604 984 0218 www.alsglobal.com

To: **SILVER RANGE RESOURCES LTD.**
C/O ARCHER, CATHRO & ASSOCIATES (1981) LIMITED
1016-510 W HASTINGS ST
VANCOUVER BC V6B 1L8

Finalized Date: 9-SEP-2012
Account: RANSIL

Project: VAT Claims

CERTIFICATE OF ANALYSIS WH12195389

Sample Description	Method	ME-MS61	ME-MS61	ME-MS61	ME-MS61	ME-MS61	ME-MS61	ME-MS61	ME-MS61	ME-MS61	ME-MS61	ME-MS61	ME-MS61	ME-MS61	ME-MS61	ME-MS61
	Analyte	Pb	Rb	Re	S	Sb	Sc	Se	Sn	Sr	Ta	Te	Th	Ti	Tl	U
	Units	ppm	ppm	ppm	%	ppm	ppm	ppm	ppm	ppm	ppm	ppm	ppm	%	ppm	ppm
	LOR	0.5	0.1	0.002	0.01	0.05	0.1	1	0.2	0.2	0.05	0.05	0.2	0.005	0.02	0.1
ZZ61741		30.2	161.0	0.002	0.03	1.21	13.1	3	6.2	167.0	1.20	<0.05	35.9	0.450	1.03	10.1
ZZ61742		46.6	186.5	0.002	0.03	2.54	11.6	3	6.6	180.5	1.27	<0.05	29.1	0.408	1.20	8.8
ZZ61743		25.6	125.5	<0.002	0.07	1.53	11.7	2	5.6	288	1.08	<0.05	10.5	0.424	0.84	8.3
ZZ61744		39.0	190.5	0.002	0.03	5.13	11.3	2	9.4	188.0	1.71	<0.05	26.1	0.415	1.21	13.7
ZZ61745		32.6	175.0	<0.002	0.03	3.24	12.9	2	6.9	206	1.52	<0.05	22.7	0.479	1.15	8.9
ZZ61746		46.4	158.0	<0.002	0.07	3.46	11.6	2	8.2	152.0	1.42	<0.05	11.4	0.424	1.26	20.3
ZZ61747		37.1	145.0	0.002	0.06	2.48	9.6	2	5.5	261	1.01	<0.05	12.2	0.351	1.04	11.6
ZZ61748		40.3	162.0	<0.002	0.10	2.76	8.8	1	5.7	157.5	1.03	<0.05	14.5	0.351	1.20	9.9
ZZ61749		34.5	169.5	0.002	0.02	5.51	10.7	1	5.2	223	1.13	<0.05	16.0	0.393	1.41	9.7
ZZ61750		31.4	132.5	0.002	0.02	2.81	12.0	1	4.4	171.5	1.02	<0.05	12.3	0.410	1.00	11.9
ZZ61751		37.3	181.0	0.002	0.02	0.86	10.1	1	6.8	215	1.19	<0.05	23.9	0.360	1.08	6.0
ZZ61752		23.3	136.0	<0.002	0.04	0.48	8.9	<1	4.5	398	0.99	<0.05	12.0	0.361	0.70	7.4
ZZ61753		30.9	155.5	0.002	0.01	0.74	9.1	1	5.9	263	1.16	<0.05	21.0	0.359	0.87	4.7
ZZ61754		39.1	184.0	<0.002	0.02	1.01	10.6	2	6.8	146.5	1.21	<0.05	19.2	0.409	1.19	4.5
ZZ61755		9.7	52.8	0.002	0.01	0.54	5.2	1	1.0	649	0.44	<0.05	5.1	0.267	0.29	2.1
ZZ61756		14.1	59.4	0.003	0.01	0.58	9.2	<1	1.8	625	0.59	<0.05	6.7	0.371	0.38	4.6
ZZ61757		20.5	171.5	0.002	0.01	0.89	8.4	<1	3.4	296	1.04	<0.05	10.6	0.409	0.71	3.9
ZZ61758		12.5	47.5	<0.002	0.02	0.49	8.5	1	1.3	745	0.47	<0.05	5.8	0.396	0.28	9.3
ZZ61759		15.7	195.0	<0.002	0.02	0.78	8.4	1	3.6	330	1.06	<0.05	9.6	0.414	0.65	4.4
ZZ61760		29.3	123.5	<0.002	0.06	0.80	9.3	1	3.4	397	0.85	<0.05	12.4	0.326	0.69	32.5
ZZ61761		29.0	164.0	<0.002	0.01	0.53	8.5	1	5.4	237	0.98	<0.05	17.7	0.338	0.89	6.1
ZZ61762		17.2	137.0	<0.002	0.04	0.78	7.4	1	2.5	434	0.87	<0.05	8.4	0.330	0.55	8.4
ZZ61763		16.0	63.9	0.003	0.03	0.58	6.0	<1	1.7	531	0.59	<0.05	7.1	0.267	0.37	9.9
ZZ61764		18.0	144.5	0.003	0.02	0.81	7.2	1	3.3	310	1.03	<0.05	11.3	0.358	0.60	3.1
ZZ61765		38.7	114.5	0.002	0.05	1.00	9.5	1	3.7	263	0.82	<0.05	12.4	0.321	0.71	18.3
ZZ61766		28.8	131.0	<0.002	0.05	0.90	7.4	1	3.2	304	0.78	<0.05	10.4	0.315	0.66	6.6
ZZ61767		28.8	140.5	0.003	0.03	0.69	8.2	1	3.7	301	0.83	<0.05	14.5	0.318	0.76	14.6
ZZ61768		25.5	168.0	<0.002	0.03	0.82	9.0	1	5.1	218	1.03	<0.05	13.1	0.387	0.83	5.6
ZZ61769		13.5	68.1	<0.002	0.03	0.60	4.2	1	1.2	514	0.50	<0.05	6.3	0.234	0.33	3.6
ZZ61770		24.6	145.5	<0.002	0.01	0.85	9.2	1	3.6	190.0	0.96	<0.05	13.2	0.379	0.80	3.2
ZZ61771		16.1	60.5	<0.002	0.02	0.53	4.8	<1	1.1	513	0.46	<0.05	6.7	0.242	0.39	3.7
ZZ61772		24.2	106.5	<0.002	0.04	0.85	7.7	1	3.0	272	0.74	<0.05	11.4	0.325	0.66	7.5
ZZ61773		22.9	102.0	<0.002	0.06	0.51	9.2	1	3.6	317	0.75	<0.05	14.8	0.313	0.73	67.4
ZZ61774		18.0	91.4	<0.002	0.04	0.65	7.7	1	2.4	414	0.66	<0.05	9.3	0.310	0.55	23.0
ZZ61775		26.7	124.5	0.002	0.05	0.91	8.1	1	3.6	261	0.87	<0.05	13.8	0.312	0.75	8.1
ZZ61776		27.7	115.5	<0.002	0.04	1.02	8.5	1	3.6	259	0.81	<0.05	13.5	0.344	0.71	9.2
ZZ61777		26.8	165.0	0.002	0.02	0.66	8.6	<1	5.1	233	1.09	<0.05	16.9	0.379	1.07	4.1
ZZ61778		22.4	116.5	<0.002	0.02	0.56	7.2	<1	3.1	344	0.72	<0.05	11.5	0.293	0.69	4.5
ZZ61779		22.0	102.0	<0.002	0.04	0.54	7.4	<1	3.1	391	0.69	<0.05	11.3	0.284	0.68	12.9
ZZ61780		23.4	58.6	<0.002	0.03	0.52	6.8	<1	1.2	591	0.42	<0.05	5.6	0.297	0.38	5.3

***** See Appendix Page for comments regarding this certificate *****

ALS Canada Ltd.
2103 Dollarton Hwy
North Vancouver BC V7H 0A7
Phone: 604 984 0221 Fax: 604 984 0218 www.alsglobal.com

To: **SILVER RANGE RESOURCES LTD.**
C/O ARCHER, CATHRO & ASSOCIATES (1981) LIMITED
1016- 510 W HASTINGS ST
VANCOUVER BC V6B 1L8

Finalized Date: 9- SEP- 2012
Account: RANSIL

Project: VAT Claims

CERTIFICATE OF ANALYSIS WH12195389

Sample Description	Method Analyte Units LOR	ME-MS61 V ppm 1	ME-MS61 W ppm 0.1	ME-MS61 Y ppm 0.1	ME-MS61 Zn ppm 2	ME-MS61 Zr ppm 0.5
ZZ61741		120	2.7	22.5	132	56.0
ZZ61742		98	4.8	19.9	139	66.0
ZZ61743		119	1.9	11.3	118	90.8
ZZ61744		99	2.8	18.0	136	91.8
ZZ61745		137	2.4	19.8	145	81.1
ZZ61746		120	2.9	14.0	134	79.3
ZZ61747		95	2.0	13.2	105	101.0
ZZ61748		95	2.0	11.0	103	77.8
ZZ61749		108	1.9	19.1	97	86.4
ZZ61750		120	2.9	16.4	109	71.1
ZZ61751		78	4.0	16.9	92	78.4
ZZ61752		74	1.8	10.4	107	83.8
ZZ61753		76	6.0	15.3	74	74.4
ZZ61754		102	2.0	12.0	90	80.7
ZZ61755		53	0.6	7.6	54	120.5
ZZ61756		94	0.8	10.8	66	100.5
ZZ61757		109	1.6	10.2	69	90.7
ZZ61758		89	0.6	11.1	65	118.0
ZZ61759		105	1.6	10.1	63	95.8
ZZ61760		85	1.3	14.1	91	100.5
ZZ61761		70	1.5	12.4	70	71.0
ZZ61762		80	1.2	11.0	68	109.5
ZZ61763		57	0.8	9.6	70	118.0
ZZ61764		86	1.2	9.9	55	94.7
ZZ61765		92	2.4	13.5	105	87.8
ZZ61766		82	1.4	10.0	87	91.0
ZZ61767		78	1.4	11.4	87	87.9
ZZ61768		101	1.7	10.6	93	87.0
ZZ61769		45	0.7	8.4	52	123.0
ZZ61770		112	1.7	10.3	77	66.5
ZZ61771		50	0.6	7.4	50	116.0
ZZ61772		89	1.3	10.3	74	77.6
ZZ61773		67	1.4	19.4	66	88.1
ZZ61774		72	1.1	12.9	67	101.5
ZZ61775		79	1.7	10.8	77	88.1
ZZ61776		88	1.7	11.3	93	80.5
ZZ61777		85	2.0	9.7	64	90.5
ZZ61778		64	1.4	9.3	55	88.1
ZZ61779		58	2.0	11.3	66	95.6
ZZ61780		73	0.9	7.8	58	113.0

***** See Appendix Page for comments regarding this certificate *****

ALS Canada Ltd.
2103 Dollarton Hwy
North Vancouver BC V7H 0A7
Phone: 604 984 0221 Fax: 604 984 0218 www.alsglobal.com

To: **SILVER RANGE RESOURCES LTD.**
C/O ARCHER, CATHRO & ASSOCIATES (1981) LIMITED
1016-510 W HASTINGS ST
VANCOUVER BC V6B 1L8

Finalized Date: 9-SEP-2012
Account: RANSIL

Project: VAT Claims

CERTIFICATE OF ANALYSIS WH12195389

Sample Description	Method	WEI-21	Au-ICP21	ME-MS61	ME-MS61	ME-MS61	ME-MS61	ME-MS61	ME-MS61	ME-MS61	ME-MS61	ME-MS61	ME-MS61	ME-MS61	ME-MS61	ME-MS61
	Analyte	Recvd Wt.	Au	Ag	Al	As	Ba	Be	Bi	Ca	Cd	Ce	Co	Cr	Cs	Cu
	Units	kg	ppm	ppm	%	ppm	ppm	ppm	ppm	%	ppm	ppm	ppm	ppm	ppm	ppm
	LOR	0.02	0.001	0.01	0.01	0.2	10	0.05	0.01	0.01	0.02	0.01	0.1	1	0.05	0.2
ZZ61781		0.18	0.002	0.19	7.50	4.9	750	3.24	0.67	1.60	0.13	73.6	7.4	30	5.21	14.2
ZZ61782		0.27	0.003	0.09	7.74	7.7	810	4.87	1.16	0.89	0.28	107.0	10.2	51	9.88	15.4
ZZ61783		0.26	<0.001	0.09	6.91	8.0	920	2.28	0.71	1.19	0.12	63.1	6.5	45	6.89	13.4
ZZ61784		0.23	0.001	0.43	8.84	7.5	930	3.87	1.10	1.50	0.11	50.1	9.7	38	9.45	26.9
ZZ61785		0.25	0.001	0.36	7.51	3.8	780	3.39	0.61	1.62	0.17	60.9	6.9	25	7.21	16.4
ZZ61786		0.29	<0.001	0.09	7.20	2.5	710	3.28	0.47	1.32	0.16	78.8	5.3	28	5.59	7.7
ZZ61787		0.17	0.001	0.22	7.31	3.2	800	3.21	0.60	1.24	0.09	65.4	5.3	29	5.75	12.9
ZZ61788		0.16	<0.001	0.09	7.72	2.6	800	2.25	0.39	1.95	0.19	49.9	8.5	22	3.92	13.5
ZZ61789		0.24	0.001	0.14	7.80	5.1	860	3.25	0.66	1.50	0.11	67.4	7.9	34	6.97	13.5
ZZ61790		0.22	<0.001	0.12	6.78	6.6	820	2.44	0.46	0.96	0.17	60.0	5.3	31	7.94	15.4
ZZ61791		0.37	0.003	0.11	7.33	6.5	860	2.38	0.56	1.26	0.08	67.2	5.7	36	6.02	12.7
ZZ61792		0.21	0.001	0.16	7.84	3.9	910	2.52	0.54	1.29	0.06	52.8	6.5	29	5.98	15.4
ZZ61793		0.30	0.001	0.09	6.33	5.5	870	2.34	0.40	0.93	0.14	72.0	3.9	45	5.10	7.6
ZZ61794		0.27	0.001	0.10	7.84	7.0	780	3.92	0.92	0.80	0.29	99.2	7.2	46	8.69	15.3
ZZ61795		0.16	0.001	0.25	6.76	3.8	690	2.04	0.52	1.54	0.21	54.5	13.4	24	3.84	18.4
ZZ61796		0.32	0.001	0.10	7.21	6.7	860	2.87	0.70	0.83	0.07	77.8	5.6	54	7.34	11.1
ZZ61797		0.28	0.001	0.11	7.27	7.3	840	2.96	0.65	0.79	0.11	88.2	6.0	51	7.35	11.8
ZZ61798		0.24	0.001	0.29	7.64	4.4	860	3.29	0.83	1.24	0.12	70.5	6.1	34	7.72	15.8
ZZ61799		0.19	0.005	0.23	8.35	10.9	980	4.24	2.01	0.92	0.11	69.0	9.5	56	10.55	20.2
ZZ61800		0.23	0.001	0.15	7.77	2.8	800	3.31	0.66	1.44	0.16	83.1	6.8	32	6.45	11.1
ZZ61801		0.31	<0.001	0.10	7.18	2.8	850	1.35	0.20	1.94	0.08	36.2	5.8	10	1.95	15.7
ZZ61802		0.29	0.001	0.14	7.52	3.3	760	3.51	0.65	1.17	0.06	78.3	5.8	33	6.58	10.5
ZZ61803		0.23	0.002	0.16	6.54	10.1	830	3.27	0.74	0.94	0.32	85.5	6.6	52	6.70	14.9
ZZ61804		0.16	0.004	0.24	7.08	21.1	780	2.77	1.01	0.88	0.41	50.3	4.8	28	8.22	20.8
ZZ61805		0.16	0.001	0.11	7.69	7.1	800	3.98	1.01	0.84	0.34	87.5	7.1	50	8.16	13.4
ZZ61806		0.20	0.005	0.12	7.30	9.6	670	4.03	1.18	0.63	0.22	85.4	6.4	48	11.85	14.1
ZZ61807		0.11	<0.001	0.12	6.98	6.0	720	2.85	0.77	1.24	0.20	56.6	6.6	33	6.94	19.0
ZZ61808		0.22	0.001	0.08	7.15	8.1	760	3.58	0.80	1.02	0.25	94.0	7.2	46	7.43	13.8
ZZ61809		0.25	0.001	0.22	7.47	6.2	800	3.06	0.82	1.41	0.29	47.1	11.7	42	6.63	21.4
ZZ61810		0.19	0.001	0.11	6.70	3.9	670	2.18	0.41	1.55	0.14	57.1	7.8	29	3.98	13.9
ZZ61811		0.28	0.004	0.27	7.25	6.7	750	4.35	1.23	0.75	0.18	81.9	6.3	42	9.20	16.8
ZZ61812		0.31	<0.001	0.24	6.80	5.2	810	3.28	0.82	1.35	0.14	55.9	9.5	31	6.83	17.1
ZZ61813		0.42	0.001	0.13	7.13	5.8	790	3.80	0.80	1.05	0.18	65.5	7.2	38	7.57	13.3
ZZ61814		0.35	0.003	0.27	6.76	3.8	690	3.68	0.81	0.90	0.24	71.6	5.5	35	9.99	10.6
ZZ61815		0.30	<0.001	0.17	7.09	7.6	760	3.46	0.96	1.07	0.19	69.3	5.8	38	10.35	11.9
ZZ61816		0.44	0.005	0.10	7.15	8.0	860	3.53	0.99	1.10	0.24	80.0	8.0	50	6.78	13.7
ZZ61817		0.36	0.001	0.13	6.76	7.6	830	3.21	0.93	1.07	0.20	80.5	7.0	43	6.99	14.1
ZZ61818		0.30	0.001	0.12	6.87	5.1	830	2.42	0.61	1.39	0.16	60.3	6.5	30	5.57	12.8
ZZ61819		0.28	0.001	0.10	8.49	10.4	1110	3.66	1.09	1.10	0.33	79.8	9.6	61	8.90	19.1
ZZ61820		0.27	0.001	0.10	7.16	5.6	830	3.68	0.82	1.23	0.24	65.8	7.1	40	6.01	13.7

***** See Appendix Page for comments regarding this certificate *****

ALS Canada Ltd.
2103 Dollarton Hwy
North Vancouver BC V7H 0A7
Phone: 604 984 0221 Fax: 604 984 0218 www.alsglobal.com

To: **SILVER RANGE RESOURCES LTD.**
C/O ARCHER, CATHRO & ASSOCIATES (1981) LIMITED
1016-510 W HASTINGS ST
VANCOUVER BC V6B 1L8

Finalized Date: 9-SEP-2012
Account: RANSIL

Project: VAT Claims

CERTIFICATE OF ANALYSIS WH12195389

Sample Description	Method	ME-MS61	ME-MS61	ME-MS61	ME-MS61	ME-MS61	ME-MS61	ME-MS61	ME-MS61	ME-MS61	ME-MS61	ME-MS61	ME-MS61	ME-MS61	ME-MS61	ME-MS61
	Analyte	Fe	Ga	Ge	Hf	In	K	La	Li	Mg	Mn	Mo	Na	Nb	Ni	P
	Units	%	ppm	ppm	ppm	ppm	%	ppm	ppm	%	ppm	ppm	%	ppm	ppm	ppm
	LOR	0.01	0.05	0.05	0.1	0.005	0.01	0.5	0.2	0.01	5	0.05	0.01	0.1	0.2	10
ZZ61781		2.56	19.15	0.20	2.5	0.037	2.27	37.9	52.8	0.72	440	1.18	2.00	9.0	13.4	960
ZZ61782		3.09	23.4	0.23	2.6	0.057	2.46	54.4	82.6	0.68	739	1.24	1.56	13.2	18.7	1190
ZZ61783		2.76	19.15	0.20	2.6	0.034	2.23	34.4	39.8	0.71	421	1.59	1.59	12.2	15.1	840
ZZ61784		3.62	24.5	0.18	3.0	0.054	2.36	29.5	93.4	0.91	431	1.32	1.76	10.5	22.5	920
ZZ61785		2.39	21.3	0.11	3.1	0.050	2.29	35.8	55.8	0.66	417	1.16	2.10	8.1	12.1	1010
ZZ61786		1.90	19.50	0.20	2.5	0.034	2.68	41.5	56.9	0.53	308	0.64	2.04	9.6	10.4	720
ZZ61787		2.13	19.35	0.18	2.8	0.035	2.30	34.4	55.7	0.56	343	1.10	1.89	9.6	11.0	910
ZZ61788		2.83	20.1	0.19	3.3	0.029	2.11	24.9	42.2	0.86	408	1.22	2.34	8.4	10.8	630
ZZ61789		2.76	20.9	0.21	2.7	0.036	2.24	35.2	57.6	0.77	496	1.22	1.89	9.9	14.3	1090
ZZ61790		2.25	19.00	0.18	2.9	0.030	2.28	30.0	30.7	0.40	519	1.90	1.69	10.0	9.5	1570
ZZ61791		2.52	19.65	0.21	2.8	0.031	2.38	34.8	41.3	0.62	417	1.50	1.84	10.9	11.8	860
ZZ61792		2.42	19.95	0.17	3.0	0.039	2.24	27.8	54.1	0.61	428	1.34	1.99	9.6	11.1	1100
ZZ61793		1.91	17.95	0.17	2.4	0.033	2.14	35.9	33.9	0.49	241	1.09	1.47	12.6	10.2	790
ZZ61794		2.81	23.6	0.22	2.5	0.051	2.84	50.7	74.2	0.63	426	0.80	1.50	14.1	18.6	930
ZZ61795		2.89	16.85	0.19	2.8	0.037	1.68	25.5	35.7	0.69	2570	2.20	1.87	7.1	10.9	1650
ZZ61796		2.65	19.90	0.17	2.4	0.043	2.34	39.9	52.6	0.67	347	1.22	1.35	12.6	16.1	990
ZZ61797		2.61	20.7	0.20	2.3	0.042	2.56	44.2	54.2	0.65	350	0.91	1.39	13.0	16.6	850
ZZ61798		2.53	21.1	0.20	2.9	0.041	2.14	37.2	74.7	0.61	411	1.36	1.73	10.2	13.6	1160
ZZ61799		4.17	23.4	0.19	2.3	0.065	1.92	38.0	129.5	0.77	636	1.73	1.18	12.2	21.9	1600
ZZ61800		2.12	20.6	0.21	2.7	0.037	2.45	42.5	62.6	0.67	419	0.83	1.92	10.0	12.2	810
ZZ61801		2.12	16.80	0.16	3.4	0.020	2.16	17.7	23.5	0.68	395	1.43	2.65	6.0	5.8	540
ZZ61802		2.16	20.1	0.21	2.4	0.033	2.46	41.2	60.9	0.61	311	0.79	1.80	10.7	12.6	750
ZZ61803		2.77	17.25	0.21	1.9	0.033	2.15	42.9	57.6	0.60	446	1.22	1.47	11.9	19.7	1090
ZZ61804		2.41	19.95	0.17	2.7	0.033	1.96	27.1	63.6	0.50	346	1.55	1.60	9.6	12.4	1190
ZZ61805		3.06	20.4	0.18	2.3	0.046	2.37	42.4	68.9	0.65	481	1.15	1.42	13.7	17.4	1010
ZZ61806		3.15	25.4	0.22	2.2	0.058	2.29	42.9	75.6	0.53	439	1.20	1.24	13.3	16.2	710
ZZ61807		2.65	20.8	0.18	2.4	0.044	2.02	29.6	56.9	0.63	407	1.46	1.63	10.2	13.4	1150
ZZ61808		2.88	21.5	0.20	1.9	0.048	2.32	50.1	77.2	0.63	424	1.02	1.57	12.5	19.2	790
ZZ61809		3.48	20.7	0.18	2.2	0.051	1.84	23.9	72.7	0.89	721	1.40	1.47	10.4	20.2	1190
ZZ61810		2.96	18.30	0.18	2.4	0.039	1.80	29.0	40.7	0.75	371	1.07	1.79	8.6	11.2	950
ZZ61811		2.57	24.5	0.19	2.4	0.054	2.55	39.3	62.8	0.55	423	1.01	1.45	12.2	13.6	760
ZZ61812		2.65	19.40	0.18	2.6	0.038	1.98	26.7	38.4	0.67	882	1.24	1.76	8.8	12.1	1040
ZZ61813		2.43	22.8	0.19	2.4	0.045	2.44	33.4	52.9	0.61	490	1.04	1.66	11.0	13.6	930
ZZ61814		2.08	20.8	0.20	2.1	0.038	2.28	35.9	51.0	0.52	322	0.66	1.53	9.8	11.4	1050
ZZ61815		2.42	22.7	0.19	2.4	0.039	2.19	35.0	57.0	0.60	337	1.07	1.60	11.1	11.6	850
ZZ61816		2.76	21.1	0.24	2.2	0.053	2.35	41.1	53.5	0.66	545	1.10	1.64	11.9	18.1	1030
ZZ61817		2.64	20.1	0.14	2.5	0.052	2.05	38.6	48.5	0.65	476	1.19	1.57	11.0	16.3	1060
ZZ61818		2.45	20.3	0.19	2.6	0.037	2.24	31.1	37.0	0.65	424	1.31	1.84	10.0	10.6	850
ZZ61819		3.77	26.3	0.20	2.9	0.067	2.51	39.4	68.9	0.85	620	1.64	1.63	14.4	21.3	1440
ZZ61820		2.61	20.7	0.14	2.2	0.036	2.08	32.7	51.3	0.71	551	0.92	1.62	10.0	14.2	1150

***** See Appendix Page for comments regarding this certificate *****

ALS Canada Ltd.
2103 Dollarton Hwy
North Vancouver BC V7H 0A7
Phone: 604 984 0221 Fax: 604 984 0218 www.alsglobal.com

To: **SILVER RANGE RESOURCES LTD.**
C/O ARCHER, CATHRO & ASSOCIATES (1981) LIMITED
1016-510 W HASTINGS ST
VANCOUVER BC V6B 1L8

Finalized Date: 9-SEP-2012
Account: RANSIL

Project: VAT Claims

CERTIFICATE OF ANALYSIS WH12195389

Sample Description	Method	ME-MS61	ME-MS61	ME-MS61	ME-MS61	ME-MS61	ME-MS61	ME-MS61	ME-MS61	ME-MS61	ME-MS61	ME-MS61	ME-MS61	ME-MS61	ME-MS61	ME-MS61
	Analyte	Pb	Rb	Re	S	Sb	Sc	Se	Sn	Sr	Ta	Te	Th	Ti	Tl	U
	Units	ppm	ppm	ppm	%	ppm	ppm	ppm	ppm	ppm	ppm	ppm	ppm	%	ppm	ppm
	LOR	0.5	0.1	0.002	0.01	0.05	0.1	1	0.2	0.2	0.05	0.05	0.2	0.005	0.02	0.1
ZZ61781		25.9	110.0	<0.002	0.04	0.55	7.9	<1	3.3	372	0.66	0.07	13.2	0.305	0.64	12.6
ZZ61782		38.2	159.0	<0.002	0.04	0.99	10.1	<1	5.3	180.0	1.03	0.05	20.3	0.363	1.04	13.0
ZZ61783		23.0	149.5	0.002	0.03	0.98	8.7	<1	3.3	282	0.95	<0.05	11.7	0.379	0.80	6.7
ZZ61784		24.9	137.0	0.002	0.04	0.78	10.5	1	4.6	371	0.89	<0.05	11.4	0.343	0.93	13.9
ZZ61785		22.4	107.5	<0.002	0.06	0.49	8.1	1	3.4	382	0.72	<0.05	10.5	0.302	0.72	22.8
ZZ61786		27.0	136.5	<0.002	0.02	0.40	6.5	<1	4.0	288	0.77	<0.05	14.7	0.286	0.85	6.2
ZZ61787		22.4	112.5	<0.002	0.05	0.54	7.3	1	3.8	310	0.84	<0.05	12.2	0.279	0.73	11.9
ZZ61788		15.9	84.5	0.002	0.03	0.46	8.1	<1	2.7	504	0.64	<0.05	8.0	0.369	0.54	5.9
ZZ61789		24.1	119.0	<0.002	0.04	0.54	9.0	1	3.6	362	0.78	<0.05	12.1	0.334	0.78	8.8
ZZ61790		29.8	164.5	0.002	0.06	0.78	6.2	1	3.8	275	0.81	<0.05	11.7	0.274	0.78	5.0
ZZ61791		21.5	123.5	0.003	0.03	0.77	7.5	1	3.2	320	0.82	<0.05	12.3	0.340	0.73	3.8
ZZ61792		20.4	103.0	<0.002	0.04	0.57	7.1	<1	3.1	371	0.75	<0.05	9.2	0.288	0.73	6.3
ZZ61793		23.4	119.0	<0.002	0.02	0.70	7.9	<1	3.2	212	0.90	<0.05	11.3	0.351	0.71	3.1
ZZ61794		35.1	178.0	<0.002	0.03	0.89	9.6	<1	6.3	168.0	1.19	<0.05	20.4	0.360	1.09	5.0
ZZ61795		23.4	66.4	0.002	0.10	0.74	7.1	1	2.0	393	0.54	<0.05	8.7	0.289	0.48	7.8
ZZ61796		25.6	144.5	0.002	0.02	0.73	8.9	1	4.6	178.0	0.98	<0.05	15.0	0.367	0.95	4.2
ZZ61797		28.6	151.0	<0.002	0.02	0.79	9.2	1	5.0	164.0	0.99	0.05	16.5	0.353	0.99	5.0
ZZ61798		22.1	115.0	<0.002	0.06	0.67	7.9	1	3.7	309	0.80	<0.05	13.3	0.280	0.76	18.3
ZZ61799		39.4	123.5	<0.002	0.07	0.94	11.0	1	4.9	197.0	0.98	0.06	16.8	0.322	1.09	15.9
ZZ61800		30.4	127.0	0.002	0.04	0.51	8.2	1	4.3	327	0.82	<0.05	15.4	0.313	0.90	10.6
ZZ61801		9.7	57.7	0.002	0.02	0.48	5.3	<1	1.2	575	0.45	<0.05	5.7	0.256	0.36	2.6
ZZ61802		28.5	131.0	0.002	0.03	0.50	8.0	1	4.5	276	0.88	<0.05	15.0	0.300	0.89	8.9
ZZ61803		28.0	121.5	0.002	0.04	1.19	8.2	1	4.3	170.5	0.99	0.06	15.5	0.339	0.82	6.2
ZZ61804		28.0	105.0	0.003	0.08	0.97	6.4	<1	4.2	265	0.87	<0.05	8.1	0.253	0.70	7.1
ZZ61805		29.7	145.0	<0.002	0.03	1.11	9.0	1	5.3	159.5	1.20	<0.05	15.6	0.363	0.97	6.4
ZZ61806		35.9	157.5	<0.002	0.03	1.20	9.1	1	6.2	140.5	1.23	<0.05	17.2	0.369	1.13	5.3
ZZ61807		23.6	111.0	<0.002	0.06	0.91	8.0	1	3.6	301	0.82	<0.05	10.0	0.332	0.67	4.1
ZZ61808		28.7	143.5	<0.002	0.02	1.48	9.5	1	4.7	189.0	1.00	<0.05	17.0	0.354	0.94	4.8
ZZ61809		24.3	108.5	<0.002	0.09	0.88	10.0	<1	3.8	320	0.86	<0.05	7.4	0.395	0.79	7.5
ZZ61810		16.5	78.1	0.002	0.05	0.67	7.9	1	2.8	366	0.73	<0.05	9.4	0.377	0.56	3.4
ZZ61811		32.7	182.0	<0.002	0.03	0.80	8.2	1	5.0	157.5	1.10	<0.05	15.9	0.343	1.03	6.1
ZZ61812		27.0	111.5	<0.002	0.05	0.67	7.7	1	2.6	346	0.71	<0.05	9.6	0.315	0.65	9.2
ZZ61813		29.6	150.5	<0.002	0.04	0.67	8.4	1	4.4	240	0.94	<0.05	12.1	0.323	0.88	5.2
ZZ61814		29.3	147.0	<0.002	0.05	0.49	7.3	<1	4.2	189.5	0.88	<0.05	13.9	0.292	0.90	7.8
ZZ61815		26.3	134.0	<0.002	0.03	0.63	8.0	<1	4.4	248	0.94	<0.05	12.9	0.334	0.86	7.3
ZZ61816		29.9	138.0	<0.002	0.03	0.91	9.1	1	3.8	207	1.02	<0.05	15.2	0.343	0.87	5.5
ZZ61817		25.4	116.5	<0.002	0.04	0.77	8.7	<1	3.5	240	0.84	0.05	14.1	0.332	0.80	5.4
ZZ61818		21.5	112.5	<0.002	0.03	0.68	7.8	1	2.9	339	0.86	<0.05	10.6	0.341	0.69	3.5
ZZ61819		31.3	158.5	<0.002	0.05	1.10	11.4	1	4.4	246	1.12	0.06	13.9	0.442	0.98	5.3
ZZ61820		29.8	128.5	<0.002	0.04	0.76	8.3	1	3.2	254	0.98	<0.05	11.4	0.315	0.75	4.1

***** See Appendix Page for comments regarding this certificate *****

ALS Canada Ltd.
2103 Dollarton Hwy
North Vancouver BC V7H 0A7
Phone: 604 984 0221 Fax: 604 984 0218 www.alsglobal.com

To: **SILVER RANGE RESOURCES LTD.**
C/O ARCHER, CATHRO & ASSOCIATES (1981) LIMITED
1016- 510 W HASTINGS ST
VANCOUVER BC V6B 1L8

Finalized Date: 9- SEP- 2012
Account: RANSIL

Project: VAT Claims

CERTIFICATE OF ANALYSIS WH12195389

Sample Description	Method Analyte Units LOR	ME-MS61 V ppm 1	ME-MS61 W ppm 0.1	ME-MS61 Y ppm 0.1	ME-MS61 Zn ppm 2	ME-MS61 Zr ppm 0.5
ZZ61781		71	2.3	11.5	76	81.1
ZZ61782		93	3.1	13.9	96	79.9
ZZ61783		107	2.7	10.1	78	81.0
ZZ61784		90	2.3	11.7	118	97.8
ZZ61785		62	1.5	12.9	73	96.4
ZZ61786		53	1.4	10.2	61	79.0
ZZ61787		58	1.8	9.8	67	88.8
ZZ61788		81	1.1	9.4	65	108.0
ZZ61789		79	1.6	10.4	84	86.9
ZZ61790		66	1.3	8.2	63	97.3
ZZ61791		84	1.6	9.2	68	93.8
ZZ61792		65	1.4	8.6	72	101.0
ZZ61793		93	1.7	9.8	38	77.4
ZZ61794		80	2.3	11.9	86	80.4
ZZ61795		73	1.0	9.5	65	90.1
ZZ61796		96	1.8	9.7	72	75.8
ZZ61797		88	1.9	11.6	75	71.9
ZZ61798		69	1.5	11.1	105	95.6
ZZ61799		108	2.0	12.0	135	73.3
ZZ61800		71	1.5	11.1	85	84.5
ZZ61801		53	0.7	7.1	53	123.5
ZZ61802		65	1.8	10.4	73	80.5
ZZ61803		94	1.7	12.2	93	60.9
ZZ61804		65	1.5	8.4	86	90.6
ZZ61805		95	1.9	10.7	102	66.7
ZZ61806		92	2.3	9.8	86	79.4
ZZ61807		84	1.5	8.4	78	99.3
ZZ61808		91	2.1	12.1	93	69.9
ZZ61809		109	1.4	9.9	90	80.2
ZZ61810		96	1.1	8.3	66	90.3
ZZ61811		84	1.7	9.8	82	83.9
ZZ61812		79	1.5	9.4	69	99.3
ZZ61813		75	1.5	9.7	68	86.6
ZZ61814		63	1.3	8.6	63	73.3
ZZ61815		79	1.6	8.7	68	93.2
ZZ61816		90	1.7	12.4	79	77.6
ZZ61817		86	1.6	11.9	72	78.2
ZZ61818		85	1.2	8.6	58	97.4
ZZ61819		129	1.8	12.6	101	106.0
ZZ61820		85	1.2	9.9	79	78.7

***** See Appendix Page for comments regarding this certificate *****

ALS Canada Ltd.
2103 Dollarton Hwy
North Vancouver BC V7H 0A7
Phone: 604 984 0221 Fax: 604 984 0218 www.alsglobal.com

To: **SILVER RANGE RESOURCES LTD.**
C/O ARCHER, CATHRO & ASSOCIATES (1981) LIMITED
1016-510 W HASTINGS ST
VANCOUVER BC V6B 1L8

Finalized Date: 9-SEP-2012
Account: RANSIL

Project: VAT Claims

CERTIFICATE OF ANALYSIS WH12195389

Sample Description	Method	WEI-21	Au-ICP21	ME-MS61	ME-MS61	ME-MS61	ME-MS61	ME-MS61	ME-MS61	ME-MS61	ME-MS61	ME-MS61	ME-MS61	ME-MS61	ME-MS61	ME-MS61
	Analyte	Recvd Wt.	Au	Ag	Al	As	Ba	Be	Bi	Ca	Cd	Ce	Co	Cr	Cs	Cu
	Units	kg	ppm	ppm	%	ppm	ppm	ppm	ppm	%	ppm	ppm	ppm	ppm	ppm	ppm
	LOR	0.02	0.001	0.01	0.01	0.2	10	0.05	0.01	0.01	0.02	0.01	0.1	1	0.05	0.2
ZZ61821		0.33	<0.001	0.13	7.04	8.0	870	3.35	0.90	1.04	0.35	76.2	7.6	53	7.00	13.3
ZZ61822		0.37	<0.001	0.12	7.20	8.0	930	2.96	0.84	1.12	0.27	65.3	7.8	46	6.62	18.4
ZZ61823		0.31	0.001	0.22	6.48	5.8	770	2.78	0.74	0.95	0.64	61.9	6.0	41	6.20	14.8
ZZ61824		0.30	0.001	0.12	7.03	7.7	910	3.28	0.83	1.06	0.32	61.0	7.6	47	7.06	15.0
ZZ61825		0.42	0.002	0.11	7.50	7.5	900	3.87	0.80	1.20	0.29	89.0	8.6	51	6.62	14.8
ZZ61826		0.28	<0.001	0.10	6.91	5.7	870	3.12	0.53	1.38	0.29	67.7	7.2	45	5.24	12.6
ZZ61827		0.31	<0.001	0.13	6.41	4.9	870	2.05	0.48	1.32	0.31	46.0	6.5	36	4.22	11.6
ZZ61828		0.32	<0.001	0.11	7.27	4.9	890	2.16	0.41	1.70	0.26	48.5	8.0	26	4.07	17.8
ZZ61829		0.26	0.001	0.10	6.61	2.8	900	1.41	0.22	1.58	0.11	40.5	4.6	18	2.82	12.8
ZZ61830		0.24	<0.001	0.09	7.03	1.9	760	1.18	0.14	2.26	0.11	32.0	7.5	9	1.08	15.4
ZZ61831		0.31	<0.001	0.12	6.76	4.5	770	2.13	0.45	1.42	0.14	51.1	5.3	24	3.77	12.3
ZZ61832		0.31	<0.001	0.14	6.99	7.8	870	3.01	0.75	1.14	0.47	66.9	7.4	46	6.67	14.9
ZZ61833		0.27	0.002	0.11	6.32	3.1	710	1.89	0.44	1.42	0.18	44.1	5.9	26	3.72	12.3
ZZ61834		0.38	0.004	0.09	6.85	4.5	800	1.73	0.37	1.56	0.13	54.0	6.3	29	3.44	13.0
ZZ61835		0.31	0.001	0.12	6.56	7.0	880	2.81	0.70	1.02	0.18	71.1	6.9	49	6.70	12.2

***** See Appendix Page for comments regarding this certificate *****

ALS Canada Ltd.
2103 Dollarton Hwy
North Vancouver BC V7H 0A7
Phone: 604 984 0221 Fax: 604 984 0218 www.alsglobal.com

To: **SILVER RANGE RESOURCES LTD.**
C/O ARCHER, CATHRO & ASSOCIATES (1981) LIMITED
1016- 510 W HASTINGS ST
VANCOUVER BC V6B 1L8

Finalized Date: 9- SEP- 2012
Account: RANSIL

Project: VAT Claims

CERTIFICATE OF ANALYSIS WH12195389

Sample Description	Method	ME-MS61	ME-MS61	ME-MS61	ME-MS61	ME-MS61	ME-MS61	ME-MS61	ME-MS61	ME-MS61	ME-MS61	ME-MS61	ME-MS61	ME-MS61	ME-MS61	ME-MS61
	Analyte	Fe	Ga	Ge	Hf	In	K	La	Li	Mg	Mn	Mo	Na	Nb	Ni	P
	Units	%	ppm	ppm	ppm	ppm	%	ppm	ppm	%	ppm	ppm	%	ppm	ppm	ppm
	LOR	0.01	0.05	0.05	0.1	0.005	0.01	0.5	0.2	0.01	5	0.05	0.01	0.1	0.2	10
ZZ61821		2.96	20.9	0.17	2.3	0.052	2.29	38.8	51.5	0.69	488	1.21	1.48	11.8	15.8	900
ZZ61822		2.89	21.5	0.17	2.8	0.045	2.11	33.5	54.5	0.70	477	1.31	1.64	11.3	16.4	1100
ZZ61823		2.54	20.4	0.20	2.4	0.039	2.04	31.5	44.2	0.54	405	1.25	1.45	11.0	12.4	1080
ZZ61824		2.83	21.5	0.17	2.5	0.046	2.19	31.7	55.5	0.67	549	1.25	1.59	10.9	16.0	1040
ZZ61825		2.89	22.4	0.20	2.6	0.051	2.44	43.6	59.7	0.73	556	1.02	1.79	11.8	19.7	940
ZZ61826		2.64	19.35	0.19	2.1	0.043	2.08	35.3	51.1	0.71	510	0.97	1.72	9.8	15.6	1080
ZZ61827		2.46	17.45	0.19	2.2	0.034	2.13	23.9	31.5	0.60	545	1.15	1.75	8.7	11.1	920
ZZ61828		2.51	19.70	0.16	2.9	0.027	2.05	24.8	34.0	0.71	518	1.41	2.20	8.1	10.9	820
ZZ61829		1.70	17.90	0.18	3.0	0.024	2.11	21.7	19.7	0.53	326	1.48	2.30	7.8	5.7	580
ZZ61830		2.48	18.05	0.15	3.2	0.024	1.89	14.9	17.0	0.81	437	1.35	2.63	5.3	6.5	830
ZZ61831		2.20	18.45	0.19	2.6	0.028	2.24	25.7	31.7	0.54	366	1.23	2.03	7.7	8.5	700
ZZ61832		2.86	21.7	0.19	2.4	0.043	2.16	34.3	50.2	0.67	479	1.34	1.59	11.4	15.7	940
ZZ61833		2.40	17.75	0.15	2.6	0.027	1.89	23.0	26.1	0.62	473	1.34	1.83	7.2	9.0	1140
ZZ61834		2.45	18.65	0.16	2.7	0.032	2.13	27.7	28.1	0.66	537	1.28	2.05	8.5	9.2	920
ZZ61835		2.67	20.0	0.19	2.4	0.047	2.12	37.4	46.1	0.62	480	1.32	1.43	11.3	14.4	960

***** See Appendix Page for comments regarding this certificate *****

ALS Canada Ltd.
2103 Dollarton Hwy
North Vancouver BC V7H 0A7
Phone: 604 984 0221 Fax: 604 984 0218 www.alsglobal.com

To: **SILVER RANGE RESOURCES LTD.**
C/O ARCHER, CATHRO & ASSOCIATES (1981) LIMITED
1016- 510 W HASTINGS ST
VANCOUVER BC V6B 1L8

Finalized Date: 9- SEP- 2012
Account: RANSIL

Project: VAT Claims

CERTIFICATE OF ANALYSIS WH12195389

Sample Description	Method	ME-MS61	ME-MS61	ME-MS61	ME-MS61	ME-MS61	ME-MS61	ME-MS61	ME-MS61	ME-MS61	ME-MS61	ME-MS61	ME-MS61	ME-MS61	ME-MS61	ME-MS61
	Analyte	Pb	Rb	Re	S	Sb	Sc	Se	Sn	Sr	Ta	Te	Th	Ti	Tl	U
	Units	ppm	ppm	ppm	%	ppm	ppm	ppm	ppm	ppm	ppm	ppm	ppm	%	ppm	ppm
	LOR	0.5	0.1	0.002	0.01	0.05	0.1	1	0.2	0.2	0.05	0.05	0.2	0.005	0.02	0.1
ZZ61821		28.5	137.5	<0.002	0.03	0.89	9.1	1	3.7	201	0.92	<0.05	14.0	0.371	0.82	4.2
ZZ61822		24.4	119.5	<0.002	0.04	0.87	8.8	1	3.3	261	0.88	<0.05	12.8	0.347	0.79	4.6
ZZ61823		25.3	120.5	<0.002	0.04	0.80	8.0	<1	3.4	222	0.85	<0.05	11.3	0.322	0.75	4.3
ZZ61824		24.7	125.0	<0.002	0.04	0.88	8.6	1	3.6	230	0.88	<0.05	10.5	0.335	0.83	4.2
ZZ61825		30.8	144.5	<0.002	0.02	0.96	9.9	1	3.9	221	0.95	<0.05	16.8	0.357	0.85	5.2
ZZ61826		26.8	113.0	<0.002	0.04	0.89	8.5	<1	2.9	258	0.75	0.05	12.5	0.334	0.69	4.2
ZZ61827		20.8	98.6	<0.002	0.04	0.70	6.6	<1	2.3	312	0.70	<0.05	8.4	0.305	0.56	2.8
ZZ61828		16.3	84.1	<0.002	0.02	0.67	7.2	1	1.9	453	0.59	<0.05	7.3	0.295	0.52	3.5
ZZ61829		11.2	73.5	<0.002	0.02	0.55	5.5	<1	1.5	471	0.59	<0.05	6.5	0.269	0.41	2.3
ZZ61830		8.5	42.9	<0.002	0.04	0.41	6.1	<1	0.7	627	0.37	<0.05	4.5	0.303	0.26	1.8
ZZ61831		20.0	99.9	<0.002	0.03	0.62	5.8	1	2.2	368	0.57	<0.05	9.6	0.273	0.60	3.1
ZZ61832		26.3	133.5	<0.002	0.03	0.95	8.8	1	3.3	254	0.85	0.05	11.9	0.353	0.79	4.8
ZZ61833		16.5	78.7	<0.002	0.06	0.60	6.3	<1	2.0	361	0.71	<0.05	7.9	0.295	0.51	3.2
ZZ61834		17.5	87.8	0.002	0.02	0.63	6.9	1	2.1	400	0.68	<0.05	9.3	0.330	0.55	2.6
ZZ61835		26.6	127.0	<0.002	0.03	0.86	8.5	<1	3.5	199.0	0.89	<0.05	13.5	0.349	0.81	4.9

***** See Appendix Page for comments regarding this certificate *****

ALS Canada Ltd.
2103 Dollarton Hwy
North Vancouver BC V7H 0A7
Phone: 604 984 0221 Fax: 604 984 0218 www.alsglobal.com

To: **SILVER RANGE RESOURCES LTD.**
C/O ARCHER, CATHRO & ASSOCIATES (1981) LIMITED
1016- 510 W HASTINGS ST
VANCOUVER BC V6B 1L8

Finalized Date: 9- SEP- 2012
Account: RANSIL

Project: VAT Claims

CERTIFICATE OF ANALYSIS WH12195389

Sample Description	Method	ME-MS61	ME-MS61	ME-MS61	ME-MS61	ME-MS61
	Analyte	V	W	Y	Zn	Zr
	Units	ppm	ppm	ppm	ppm	ppm
	LOR	1	0.1	0.1	2	0.5
ZZ61821		102	2.3	10.4	83	85.0
ZZ61822		96	1.6	9.9	82	99.1
ZZ61823		83	1.6	8.7	64	96.6
ZZ61824		94	1.5	9.7	87	94.2
ZZ61825		95	1.5	12.9	87	91.6
ZZ61826		91	1.4	11.1	85	84.0
ZZ61827		83	1.1	7.4	75	85.3
ZZ61828		74	0.9	9.0	63	117.0
ZZ61829		61	0.8	6.9	47	120.0
ZZ61830		64	0.5	7.1	56	124.5
ZZ61831		64	1.2	8.6	59	99.2
ZZ61832		99	3.7	10.1	85	95.5
ZZ61833		74	1.2	7.2	62	97.1
ZZ61834		81	1.1	8.2	64	100.5
ZZ61835		99	2.7	10.2	74	80.4

***** See Appendix Page for comments regarding this certificate *****

ALS Canada Ltd.
2103 Dollarton Hwy
North Vancouver BC V7H 0A7
Phone: 604 984 0221 Fax: 604 984 0218 www.alsglobal.com

To: **SILVER RANGE RESOURCES LTD.**
C/O ARCHER, CATHRO & ASSOCIATES (1981) LIMITED
1016- 510 W HASTINGS ST
VANCOUVER BC V6B 1L8

Finalized Date: 9- SEP- 2012
Account: RANSIL

Project: VAT Claims

CERTIFICATE OF ANALYSIS WH12195389

Method	CERTIFICATE COMMENTS
ME- MS61	REE's may not be totally soluble in this method.

ALS Canada Ltd.

2103 Dollarton Hwy
North Vancouver BC V7H 0A7
Phone: 604 984 0221 Fax: 604 984 0218 www.alsglobal.com

To: **SILVER RANGE RESOURCES LTD.**
C/O ARCHER, CATHRO & ASSOCIATES (1981) LIMITED
1016-510 W HASTINGS ST
VANCOUVER BC V6B 1L8

Finalized Date: 11-SEP-2012
Account: RANSIL

CERTIFICATE WH12195450

Project: VAT Claims

P.O. No.:

This report is for 99 Soil samples submitted to our lab in Whitehorse, YT, Canada on 20-AUG-2012.

The following have access to data associated with this certificate:

MATT DUMALA	JOAN MARIACHER	HEATHER SMITH

SAMPLE PREPARATION

ALS CODE	DESCRIPTION
WEI-21	Received Sample Weight
LOG-22	Sample login - Rcd w/o BarCode
SCR-41	Screen to -180um and save both

ANALYTICAL PROCEDURES

ALS CODE	DESCRIPTION	
ME-MS61	48 element four acid ICP-MS	
Au-ICP21	Au 30g FA ICP-AES Finish	ICP-AES

To: **SILVER RANGE RESOURCES LTD.**
ATTN: JOAN MARIACHER
C/O ARCHER, CATHRO & ASSOCIATES (1981) LIMITED
1016-510 W HASTINGS ST
VANCOUVER BC V6B 1L8

This is the Final Report and supersedes any preliminary report with this certificate number. Results apply to samples as submitted. All pages of this report have been checked and approved for release.

***** See Appendix Page for comments regarding this certificate *****

Signature:

Colin Ramshaw, Vancouver Laboratory Manager

ALS Canada Ltd.
2103 Dollarton Hwy
North Vancouver BC V7H 0A7
Phone: 604 984 0221 Fax: 604 984 0218 www.alsglobal.com

To: **SILVER RANGE RESOURCES LTD.**
C/O ARCHER, CATHRO & ASSOCIATES (1981) LIMITED
1016-510 W HASTINGS ST
VANCOUVER BC V6B 1L8

Finalized Date: 11-SEP-2012
Account: RANSIL

Project: VAT Claims

CERTIFICATE OF ANALYSIS WH12195450

Sample Description	Method	WEI-21	Au-ICP21	ME-MS61	ME-MS61	ME-MS61	ME-MS61	ME-MS61	ME-MS61	ME-MS61	ME-MS61	ME-MS61	ME-MS61	ME-MS61	ME-MS61	ME-MS61
	Analyte	Recvd Wt.	Au	Ag	Al	As	Ba	Be	Bi	Ca	Cd	Ce	Co	Cr	Cs	Cu
	Units	kg	ppm	ppm	%	ppm	ppm	ppm	ppm	%	ppm	ppm	ppm	ppm	ppm	ppm
	LOR	0.02	0.001	0.01	0.01	0.2	10	0.05	0.01	0.01	0.02	0.01	0.1	1	0.05	0.2
ZZ61871		0.23	0.001	0.15	8.20	3.2	990	2.31	0.42	1.77	0.10	62.1	6.9	25	6.21	16.8
ZZ61872		0.24	<0.001	0.31	8.69	5.4	850	4.98	0.91	1.21	0.10	88.9	6.8	39	10.35	12.0
ZZ61873		0.31	0.001	0.28	8.46	5.5	740	6.13	0.88	1.02	0.12	109.5	5.9	37	11.00	9.0
ZZ61874		0.23	0.006	0.20	8.18	2.5	900	2.01	0.28	1.99	0.12	50.5	8.6	19	3.07	18.4
ZZ61875		0.23	0.002	0.19	8.47	3.5	860	4.41	0.51	1.29	0.13	83.5	10.7	43	8.10	23.4
ZZ61876		0.22	0.002	0.09	8.98	3.8	730	3.88	0.71	0.95	0.07	139.0	8.8	61	9.46	16.7
ZZ61877		0.21	0.002	0.11	7.22	11.3	1100	2.17	0.47	1.17	0.33	70.1	8.3	59	6.30	14.4
ZZ61878		0.26	0.003	0.08	8.74	3.3	800	4.16	0.61	1.35	0.13	105.5	9.7	43	8.70	14.2
ZZ61879		0.35	0.002	0.17	7.98	5.2	840	3.26	0.53	1.33	0.10	80.6	5.5	28	5.96	13.3
ZZ61880		0.28	0.002	0.17	8.29	6.5	850	3.90	0.64	1.30	0.14	88.9	6.9	33	6.67	15.1
ZZ61881		0.25	0.002	0.33	7.32	10.5	840	3.77	0.89	0.92	0.23	74.0	9.8	43	8.34	13.1
ZZ61882		0.29	0.001	0.19	7.42	7.9	800	3.75	0.81	1.03	0.18	69.6	5.3	33	7.62	12.1
ZZ61883		0.33	0.002	0.70	7.91	5.5	760	6.38	1.19	1.61	0.07	75.2	7.3	32	10.70	14.2
ZZ61884		0.33	0.001	0.31	7.53	8.8	780	5.77	0.94	1.19	0.29	86.4	8.0	33	8.82	16.2
ZZ61885		0.31	0.002	0.32	8.44	4.5	760	6.00	0.96	1.32	0.06	101.5	6.0	31	14.35	12.1
ZZ61886		0.30	0.002	0.20	8.11	10.3	770	5.74	0.92	0.84	0.19	119.0	6.0	39	10.65	8.9
ZZ61887		0.39	0.002	0.23	8.52	9.4	730	8.59	1.07	0.96	0.29	122.0	4.9	31	10.85	9.9
ZZ61888		0.29	0.001	0.20	7.62	8.2	850	3.65	0.76	1.38	0.14	90.1	7.4	40	8.35	14.2
ZZ61889		0.23	0.002	0.16	7.56	6.5	790	3.82	0.59	1.44	0.46	84.5	7.4	30	7.11	12.1
ZZ61890		0.19	<0.001	0.13	7.80	4.5	880	2.07	0.38	1.94	0.09	48.5	8.9	19	3.34	18.6
ZZ61891		0.20	0.003	0.12	7.40	5.0	850	2.36	0.43	1.52	0.12	58.3	5.5	21	4.90	16.1
ZZ61892		0.41	0.003	0.07	6.10	15.5	1000	2.43	0.86	0.58	0.13	78.3	5.6	63	10.70	14.2
ZZ61893		0.42	0.002	0.11	7.38	10.1	870	3.31	0.52	1.01	0.22	101.0	8.2	61	7.30	12.3
ZZ61894		0.31	0.001	0.15	7.02	7.4	740	3.10	0.75	0.99	0.22	76.4	5.6	45	7.47	10.1
ZZ61895		0.34	0.005	0.12	7.67	10.1	990	3.43	0.56	0.97	0.20	87.2	8.2	62	7.06	12.8
ZZ61896		0.31	0.001	0.17	8.12	7.8	820	3.24	0.66	1.75	0.22	74.2	10.1	33	7.08	18.9
ZZ61897		0.34	0.003	0.18	7.39	7.7	830	3.47	0.63	1.27	0.17	105.5	7.9	37	6.87	14.8
ZZ61898		0.34	0.004	0.10	7.66	8.0	830	4.61	0.61	1.10	0.19	104.0	7.0	43	7.14	10.9
ZZ61899		0.33	0.002	0.17	7.51	8.5	840	4.39	0.68	1.11	0.48	81.3	8.2	44	7.87	14.7
ZZ61900		0.38	0.010	0.18	7.52	5.6	780	4.99	0.62	1.17	0.21	142.5	7.4	44	8.21	16.1
ZZ61901		0.42	0.004	0.15	7.74	6.5	790	4.35	1.10	1.16	0.27	102.5	10.5	54	9.14	20.5
ZZ61902		0.36	0.002	0.15	7.13	4.5	700	3.87	0.52	1.12	0.23	82.0	7.1	36	7.18	15.3
ZZ61903		0.39	0.002	0.10	7.23	6.5	770	3.23	0.79	1.21	0.18	64.4	8.6	49	8.31	17.7
ZZ61904		0.33	0.002	0.12	6.31	6.8	730	2.37	0.50	1.04	0.25	62.7	5.9	39	5.50	12.4
ZZ61905		0.26	0.003	0.15	6.38	8.1	780	3.31	0.86	0.85	0.21	66.4	10.1	53	7.17	16.3
ZZ61906		0.27	0.001	0.10	6.64	3.3	690	1.46	0.25	2.01	0.14	42.5	8.4	21	2.47	14.3
ZZ61907		0.29	0.001	0.09	7.05	5.9	750	2.50	0.57	1.45	0.15	63.0	7.5	42	5.56	15.8
ZZ61908		0.28	0.001	0.10	7.33	2.1	660	1.33	0.14	2.83	0.10	37.9	10.6	16	1.38	15.6
ZZ61909		0.33	0.003	0.34	5.96	9.9	730	2.47	0.70	0.73	0.28	71.1	5.2	56	6.26	12.6
ZZ61910		0.24	0.001	0.22	6.91	3.1	730	2.40	0.46	1.65	0.16	50.2	6.3	21	4.63	14.4

***** See Appendix Page for comments regarding this certificate *****

ALS Canada Ltd.
2103 Dollarton Hwy
North Vancouver BC V7H 0A7
Phone: 604 984 0221 Fax: 604 984 0218 www.alsglobal.com

To: **SILVER RANGE RESOURCES LTD.**
C/O ARCHER, CATHRO & ASSOCIATES (1981) LIMITED
1016-510 W HASTINGS ST
VANCOUVER BC V6B 1L8

Finalized Date: 11-SEP-2012
Account: RANSIL

Project: VAT Claims

CERTIFICATE OF ANALYSIS WH12195450

Sample Description	Method	ME-MS61	ME-MS61	ME-MS61	ME-MS61	ME-MS61	ME-MS61	ME-MS61	ME-MS61	ME-MS61	ME-MS61	ME-MS61	ME-MS61	ME-MS61	ME-MS61	ME-MS61
	Analyte	Fe	Ga	Ge	Hf	In	K	La	Li	Mg	Mn	Mo	Na	Nb	Ni	P
	Units	%	ppm	ppm	ppm	ppm	%	ppm	ppm	%	ppm	ppm	%	ppm	ppm	ppm
	LOR	0.01	0.05	0.05	0.1	0.005	0.01	0.5	0.2	0.01	5	0.05	0.01	0.1	0.2	10
ZZ61871		2.16	23.3	0.09	3.3	0.031	2.40	29.6	33.0	0.64	608	1.64	2.45	10.8	6.7	880
ZZ61872		2.60	28.2	0.12	2.9	0.045	2.55	42.8	95.6	0.67	459	0.95	1.93	12.8	12.4	1330
ZZ61873		2.45	29.0	0.15	2.6	0.047	2.66	62.6	82.2	0.61	308	0.57	1.84	12.5	11.1	1180
ZZ61874		2.48	22.1	0.08	3.4	0.026	2.39	24.7	31.5	0.74	538	1.52	2.68	8.2	8.8	840
ZZ61875		3.00	23.8	0.12	2.6	0.042	2.15	42.1	63.3	0.71	802	1.22	1.95	12.1	18.6	1670
ZZ61876		3.62	28.9	0.15	2.2	0.062	2.38	67.8	65.5	0.76	468	1.13	1.68	17.7	17.9	810
ZZ61877		3.81	23.4	0.07	2.4	0.047	2.19	32.9	33.1	0.78	755	2.11	1.58	13.9	16.4	900
ZZ61878		3.29	28.0	0.13	2.2	0.050	2.54	54.6	75.2	0.76	578	0.92	2.10	15.5	15.6	880
ZZ61879		2.32	23.7	0.13	3.0	0.033	2.64	37.0	40.7	0.59	357	1.05	2.15	9.9	9.1	960
ZZ61880		2.66	24.4	0.12	2.9	0.043	2.56	42.1	48.5	0.63	385	1.15	2.08	10.8	12.1	990
ZZ61881		2.80	24.9	0.09	2.4	0.039	2.40	34.9	41.4	0.64	1180	1.40	1.57	11.3	12.1	1430
ZZ61882		2.19	24.0	0.09	2.6	0.035	2.53	32.0	43.2	0.56	428	1.16	1.83	9.5	9.8	900
ZZ61883		2.64	25.4	0.09	3.0	0.039	2.12	38.8	68.0	0.87	384	1.07	1.96	10.0	11.4	1280
ZZ61884		2.42	25.2	0.14	2.8	0.044	2.21	40.0	60.4	0.62	1010	1.39	1.73	9.9	11.9	1420
ZZ61885		2.14	28.5	0.12	3.0	0.039	2.74	48.9	76.2	0.65	439	0.70	2.19	11.0	9.3	1180
ZZ61886		2.40	29.1	0.14	2.7	0.040	3.03	56.1	66.0	0.60	343	0.75	2.04	12.2	12.1	900
ZZ61887		2.10	31.9	0.15	2.5	0.041	3.36	51.7	79.7	0.53	323	0.61	2.17	11.2	10.9	960
ZZ61888		2.75	23.2	0.13	2.5	0.038	2.15	43.4	62.3	0.76	418	1.32	1.88	10.8	13.2	1340
ZZ61889		2.39	23.3	0.11	2.8	0.032	2.49	39.6	40.1	0.68	531	1.10	2.08	10.3	10.2	1070
ZZ61890		2.50	20.5	0.08	3.3	0.027	2.03	23.3	26.0	0.70	823	1.71	2.45	6.7	7.5	1420
ZZ61891		2.06	21.6	0.08	3.1	0.029	2.26	29.4	30.9	0.58	387	1.54	2.26	8.5	7.9	790
ZZ61892		2.64	25.1	0.11	2.5	0.044	2.06	36.5	31.3	0.47	333	2.51	0.98	18.2	15.9	500
ZZ61893		3.19	22.8	0.11	2.2	0.049	2.13	47.6	50.9	0.69	625	1.41	1.44	15.1	18.7	880
ZZ61894		2.90	23.2	0.11	2.2	0.039	2.05	38.2	41.9	0.59	283	1.30	1.49	12.5	12.6	970
ZZ61895		3.01	22.8	0.12	2.4	0.040	2.30	44.2	46.9	0.79	397	1.54	1.54	13.7	19.7	1150
ZZ61896		3.17	26.4	0.11	3.1	0.041	2.29	33.6	46.2	0.91	736	1.26	2.05	10.1	15.0	1150
ZZ61897		2.40	24.0	0.11	2.7	0.036	2.39	48.6	41.2	0.62	744	1.13	1.94	10.4	13.7	1230
ZZ61898		2.29	24.5	0.11	2.2	0.043	2.78	48.2	52.2	0.61	449	0.77	1.94	11.5	16.6	1070
ZZ61899		2.53	24.2	0.09	2.3	0.043	2.50	39.3	53.3	0.68	497	0.97	1.70	11.2	17.9	1130
ZZ61900		2.37	21.5	0.26	2.5	0.047	2.50	68.1	68.2	0.59	445	0.78	1.86	12.1	19.1	1140
ZZ61901		3.07	21.3	0.25	1.9	0.060	2.27	50.2	70.5	0.73	556	0.88	1.55	13.6	25.2	890
ZZ61902		2.40	18.80	0.21	2.2	0.041	2.24	40.6	51.0	0.58	432	0.88	1.76	10.4	15.5	990
ZZ61903		3.16	18.80	0.18	2.1	0.051	1.92	35.0	55.3	0.80	579	1.15	1.51	12.4	19.2	1200
ZZ61904		2.49	16.80	0.16	2.1	0.036	1.96	33.5	32.3	0.54	418	1.29	1.53	10.1	12.5	1280
ZZ61905		3.00	18.85	0.18	2.1	0.053	1.92	35.9	50.1	0.67	696	1.34	1.29	13.4	19.0	1300
ZZ61906		3.03	16.65	0.15	2.6	0.035	1.65	23.8	20.9	0.87	423	1.41	2.12	7.3	10.2	920
ZZ61907		2.86	18.60	0.17	2.3	0.048	1.91	34.1	40.7	0.78	391	1.30	1.66	11.1	15.4	1170
ZZ61908		3.24	18.10	0.15	3.0	0.029	1.68	20.9	18.1	1.10	494	1.36	2.46	6.1	10.3	880
ZZ61909		2.82	16.30	0.18	1.8	0.045	1.72	38.7	35.4	0.48	334	1.55	1.09	12.8	16.3	1150
ZZ61910		2.24	17.50	0.16	2.5	0.032	1.89	27.5	32.9	0.68	403	1.41	2.04	8.0	9.0	860

***** See Appendix Page for comments regarding this certificate *****

ALS Canada Ltd.
2103 Dollarton Hwy
North Vancouver BC V7H 0A7
Phone: 604 984 0221 Fax: 604 984 0218 www.alsglobal.com

To: **SILVER RANGE RESOURCES LTD.**
C/O ARCHER, CATHRO & ASSOCIATES (1981) LIMITED
1016-510 W HASTINGS ST
VANCOUVER BC V6B 1L8

Finalized Date: 11-SEP-2012
Account: RANSIL

Project: VAT Claims

CERTIFICATE OF ANALYSIS WH12195450

Sample Description	Method	ME-MS61	ME-MS61	ME-MS61	ME-MS61	ME-MS61	ME-MS61	ME-MS61	ME-MS61	ME-MS61	ME-MS61	ME-MS61	ME-MS61	ME-MS61	ME-MS61	ME-MS61
	Analyte	Pb	Rb	Re	S	Sb	Sc	Se	Sn	Sr	Ta	Te	Th	Ti	Tl	U
	Units	ppm	ppm	ppm	%	ppm	ppm	ppm	ppm	ppm	ppm	ppm	ppm	%	ppm	ppm
	LOR	0.5	0.1	0.002	0.01	0.05	0.1	1	0.2	0.2	0.05	0.05	0.2	0.005	0.02	0.1
ZZ61871		17.4	111.0	<0.002	0.02	0.64	7.5	1	3.3	484	0.93	<0.05	9.4	0.359	0.55	7.3
ZZ61872		37.3	184.0	0.004	0.04	0.67	9.7	1	7.1	269	1.18	<0.05	17.3	0.369	1.15	20.8
ZZ61873		42.9	190.0	<0.002	0.03	0.63	9.3	1	8.2	208	1.22	<0.05	22.8	0.356	1.28	16.4
ZZ61874		16.1	82.2	<0.002	0.02	0.54	7.3	<1	2.2	557	0.67	<0.05	7.9	0.325	0.50	2.8
ZZ61875		26.8	133.0	0.002	0.07	0.62	9.7	1	4.3	333	1.04	<0.05	14.1	0.374	0.73	7.1
ZZ61876		36.7	151.5	<0.002	0.04	0.55	13.3	1	6.1	228	1.50	<0.05	24.7	0.524	0.98	6.6
ZZ61877		22.5	142.0	0.002	0.02	1.32	10.4	1	3.2	282	1.09	<0.05	11.5	0.447	0.71	3.6
ZZ61878		31.8	152.0	0.003	0.02	0.45	11.9	1	5.6	315	1.29	<0.05	17.0	0.449	0.89	4.4
ZZ61879		29.0	139.5	0.003	0.03	0.69	7.1	1	4.7	335	0.87	<0.05	17.1	0.336	0.81	3.5
ZZ61880		33.2	138.0	0.002	0.03	0.81	8.0	1	5.1	333	0.95	<0.05	17.3	0.347	0.84	4.6
ZZ61881		53.5	165.0	<0.002	0.06	1.02	8.0	<1	5.6	231	0.96	<0.05	14.5	0.362	1.06	6.1
ZZ61882		36.1	163.5	<0.002	0.04	0.78	6.8	1	5.4	272	0.87	<0.05	13.3	0.302	0.98	5.0
ZZ61883		41.9	125.0	0.002	0.04	0.70	9.5	1	5.3	375	0.94	<0.05	15.3	0.353	0.91	26.9
ZZ61884		36.5	142.0	0.002	0.08	0.78	8.0	1	5.6	281	0.90	<0.05	15.2	0.296	0.91	29.8
ZZ61885		40.4	173.5	0.002	0.03	0.52	8.5	1	7.0	313	1.17	<0.05	20.7	0.349	1.17	63.7
ZZ61886		52.1	208	<0.002	0.02	0.76	8.1	1	7.8	191.0	1.33	<0.05	24.8	0.332	1.43	15.9
ZZ61887		52.0	241	<0.002	0.02	0.72	7.9	1	9.0	208	1.13	<0.05	26.5	0.305	1.41	13.3
ZZ61888		30.5	125.0	0.003	0.05	0.82	9.0	<1	4.3	321	0.94	<0.05	16.3	0.362	0.75	16.3
ZZ61889		30.3	162.0	<0.002	0.04	0.76	7.9	1	4.9	352	0.97	<0.05	16.6	0.348	0.81	6.4
ZZ61890		23.7	69.8	0.003	0.06	0.64	6.3	1	1.6	536	0.56	<0.05	8.1	0.288	0.44	7.8
ZZ61891		18.3	107.0	<0.002	0.04	0.72	6.2	<1	3.4	438	0.72	<0.05	10.0	0.274	0.54	3.6
ZZ61892		24.9	144.5	<0.002	0.02	1.75	10.1	1	5.0	138.0	1.39	<0.05	12.1	0.476	0.86	3.6
ZZ61893		31.1	141.5	<0.002	0.03	1.09	10.8	1	4.7	190.5	1.19	<0.05	18.5	0.420	0.89	3.6
ZZ61894		29.8	138.0	0.002	0.06	0.92	8.8	1	4.9	206	1.06	<0.05	15.1	0.376	0.90	3.5
ZZ61895		31.8	137.0	<0.002	0.03	1.23	10.6	1	4.8	190.0	1.14	<0.05	16.2	0.403	0.93	4.4
ZZ61896		29.1	134.5	<0.002	0.04	0.82	9.5	1	5.1	419	0.92	<0.05	13.7	0.394	0.79	4.6
ZZ61897		34.7	133.5	0.002	0.05	0.84	7.9	1	4.7	308	0.90	<0.05	19.6	0.337	0.91	4.9
ZZ61898		39.4	175.0	<0.002	0.02	0.82	8.5	1	5.8	218	1.01	<0.05	20.1	0.337	1.09	5.1
ZZ61899		37.0	158.0	0.002	0.05	0.88	9.3	1	5.6	228	1.01	<0.05	15.8	0.336	0.98	6.8
ZZ61900		37.2	173.0	<0.002	0.02	0.70	9.2	2	6.0	212	1.21	<0.05	29.2	0.340	1.11	10.9
ZZ61901		30.8	164.0	<0.002	0.02	0.82	11.5	2	5.8	208	1.20	<0.05	19.0	0.371	0.99	5.9
ZZ61902		26.9	145.0	<0.002	0.04	0.56	8.2	2	4.5	250	0.94	<0.05	15.8	0.322	0.88	4.9
ZZ61903		26.4	119.5	<0.002	0.05	0.64	10.2	2	3.2	258	1.20	0.05	13.9	0.370	0.75	9.6
ZZ61904		26.1	112.5	<0.002	0.05	0.70	7.1	2	2.7	243	0.91	0.05	14.2	0.312	0.67	5.6
ZZ61905		27.9	128.5	<0.002	0.06	0.84	9.0	2	3.7	185.0	1.17	0.05	14.8	0.371	0.80	6.4
ZZ61906		13.7	59.2	<0.002	0.04	0.46	8.0	2	1.3	494	0.60	0.05	7.2	0.382	0.33	3.7
ZZ61907		23.8	105.5	<0.002	0.04	0.68	9.5	2	3.1	319	0.96	0.05	13.0	0.378	0.67	6.0
ZZ61908		10.1	44.0	<0.002	0.02	0.37	9.2	2	0.9	650	0.47	0.05	6.0	0.414	0.27	2.3
ZZ61909		29.4	110.0	<0.002	0.06	0.90	8.2	2	2.8	137.5	1.06	0.05	16.5	0.361	0.69	3.7
ZZ61910		17.0	96.5	<0.002	0.04	0.54	7.1	2	2.0	436	0.69	<0.05	10.8	0.284	0.50	5.7

***** See Appendix Page for comments regarding this certificate *****

ALS Canada Ltd.
2103 Dollarton Hwy
North Vancouver BC V7H 0A7
Phone: 604 984 0221 Fax: 604 984 0218 www.alsglobal.com

To: **SILVER RANGE RESOURCES LTD.**
C/O ARCHER, CATHRO & ASSOCIATES (1981) LIMITED
1016-510 W HASTINGS ST
VANCOUVER BC V6B 1L8

Finalized Date: 11-SEP-2012
Account: RANSIL

Project: VAT Claims

CERTIFICATE OF ANALYSIS WH12195450

Sample Description	Method	ME-MS61	ME-MS61	ME-MS61	ME-MS61	ME-MS61
	Analyte	V	W	Y	Zn	Zr
	Units	ppm	ppm	ppm	ppm	ppm
	LOR	1	0.1	0.1	2	0.5
ZZ61871		77	1.2	9.1	59	126.5
ZZ61872		80	2.0	13.6	94	101.5
ZZ61873		76	1.8	15.4	72	91.0
ZZ61874		66	0.9	9.3	63	131.0
ZZ61875		82	1.3	13.0	91	94.5
ZZ61876		110	1.6	12.7	78	78.8
ZZ61877		148	1.7	11.9	94	93.0
ZZ61878		91	3.0	14.0	79	84.4
ZZ61879		69	1.2	9.9	60	109.5
ZZ61880		77	2.0	12.1	68	109.0
ZZ61881		93	1.6	9.9	85	89.8
ZZ61882		68	1.3	9.3	77	92.8
ZZ61883		86	1.3	13.4	79	117.5
ZZ61884		70	1.3	14.6	92	102.5
ZZ61885		68	1.5	14.6	79	106.5
ZZ61886		75	1.8	12.8	81	87.9
ZZ61887		58	1.6	13.7	97	92.4
ZZ61888		94	1.4	12.9	84	95.2
ZZ61889		75	1.3	10.7	78	100.5
ZZ61890		66	0.8	9.7	64	123.0
ZZ61891		59	1.1	8.9	64	120.0
ZZ61892		162	2.3	10.3	69	92.6
ZZ61893		110	1.8	13.5	79	79.9
ZZ61894		100	1.5	9.4	58	77.9
ZZ61895		125	1.7	13.8	81	80.5
ZZ61896		97	1.3	11.9	92	107.5
ZZ61897		75	1.3	12.8	71	97.0
ZZ61898		77	1.7	14.3	75	81.2
ZZ61899		80	1.6	13.0	92	81.0
ZZ61900		72	1.7	19.6	84	80.2
ZZ61901		88	16.8	17.1	96	65.3
ZZ61902		67	1.7	12.3	71	74.9
ZZ61903		98	1.7	13.0	90	70.0
ZZ61904		76	1.4	10.4	63	74.8
ZZ61905		97	1.7	11.9	86	69.2
ZZ61906		91	0.7	10.4	58	90.3
ZZ61907		95	1.5	11.6	72	75.7
ZZ61908		99	0.5	10.7	61	102.0
ZZ61909		96	1.7	11.9	61	58.4
ZZ61910		64	1.1	10.3	58	87.8

***** See Appendix Page for comments regarding this certificate *****

ALS Canada Ltd.
2103 Dollarton Hwy
North Vancouver BC V7H 0A7
Phone: 604 984 0221 Fax: 604 984 0218 www.alsglobal.com

To: **SILVER RANGE RESOURCES LTD.**
C/O ARCHER, CATHRO & ASSOCIATES (1981) LIMITED
1016-510 W HASTINGS ST
VANCOUVER BC V6B 1L8

Finalized Date: 11-SEP-2012
Account: RANSIL

Project: VAT Claims

CERTIFICATE OF ANALYSIS WH12195450

Sample Description	Method	WEI-21	Au-ICP21	ME-MS61	ME-MS61	ME-MS61	ME-MS61	ME-MS61	ME-MS61	ME-MS61	ME-MS61	ME-MS61	ME-MS61	ME-MS61	ME-MS61	ME-MS61
	Analyte	Recvd Wt.	Au	Ag	Al	As	Ba	Be	Bi	Ca	Cd	Ce	Co	Cr	Cs	Cu
	Units	kg	ppm	ppm	%	ppm	ppm	ppm	ppm	%	ppm	ppm	ppm	ppm	ppm	ppm
	LOR	0.02	0.001	0.01	0.01	0.2	10	0.05	0.01	0.01	0.02	0.01	0.1	1	0.05	0.2
ZZ61911		0.28	0.002	0.14	8.54	8.5	790	6.41	2.65	0.86	0.27	92.5	9.4	49	19.35	19.4
ZZ61912		0.24	0.002	0.36	7.30	4.6	750	4.54	1.21	1.03	0.22	71.4	5.3	32	10.65	17.3
ZZ61913		0.25	0.003	0.16	7.02	5.8	760	3.37	1.65	1.22	0.30	59.0	7.2	39	8.57	17.5
ZZ61914		0.34	0.005	0.04	5.89	8.0	790	2.18	0.45	0.87	0.35	64.7	6.7	55	4.41	14.5
ZZ61915		0.41	0.002	0.07	6.74	7.3	800	2.93	0.82	0.86	0.25	57.5	8.1	51	5.68	16.4
ZZ61916		0.29	0.002	0.10	7.95	4.4	930	3.42	0.70	1.04	0.24	146.5	11.8	70	8.89	19.5
ZZ61917		0.35	0.002	0.09	7.10	7.6	860	3.82	1.70	1.10	0.34	61.6	9.0	56	11.25	21.9
ZZ61918		0.37	0.003	0.11	5.82	6.8	880	2.38	0.46	1.22	0.41	72.6	6.6	49	4.13	17.1
ZZ61919		0.35	0.003	0.07	6.38	6.9	840	3.38	0.54	1.29	0.31	88.5	7.0	52	4.07	14.9
ZZ61920		0.27	0.002	0.21	7.33	8.2	810	3.49	1.16	0.92	0.28	55.0	7.6	45	7.57	21.8
ZZ61921		0.31	0.002	0.14	7.93	9.5	830	2.79	1.46	1.31	0.28	42.4	10.3	41	6.71	26.7
ZZ61922		0.39	0.001	0.08	7.40	5.6	830	2.34	0.66	1.57	0.21	63.3	8.5	43	4.34	18.7
ZZ61987		0.25	0.004	0.12	7.29	11.5	800	4.50	0.85	0.94	0.26	83.9	7.6	49	9.73	15.5
ZZ61988		0.37	0.002	0.72	7.06	11.6	720	5.79	1.18	0.68	0.11	82.4	5.0	42	16.05	15.3
ZZ61989		0.31	0.002	0.19	6.63	10.5	690	3.55	0.69	0.87	0.15	66.1	5.1	36	7.03	10.5
ZZ61990		0.30	0.001	0.51	7.95	17.2	750	8.23	2.02	0.58	0.22	83.5	5.9	45	20.3	13.6
ZZ61991		0.31	0.002	0.37	7.49	14.8	720	5.58	1.31	0.71	0.17	85.3	5.8	42	11.65	12.4
ZZ61992		0.27	0.002	0.63	7.13	10.0	710	4.72	1.12	1.02	0.15	71.0	5.3	34	8.93	14.9
ZZ61993		0.37	0.002	0.28	7.69	16.6	690	5.78	1.24	0.56	0.17	93.5	5.7	43	11.15	10.4
ZZ61994		0.31	0.001	0.10	7.70	12.1	650	6.61	1.22	0.59	0.23	95.7	5.2	40	12.75	10.5
ZZ61995		0.31	0.002	0.25	7.09	11.4	750	5.30	0.85	0.75	0.23	81.6	5.5	39	8.75	12.3
ZZ61996		0.35	0.001	0.26	7.94	14.2	700	6.49	1.33	0.58	0.17	90.3	4.8	43	13.65	9.8
ZZ61997		0.38	0.001	0.18	7.69	10.6	660	6.62	0.95	0.71	0.30	83.2	4.7	33	9.66	9.4
ZZ61998		0.29	0.001	0.14	6.96	11.0	620	5.23	0.88	0.69	0.16	93.0	4.7	32	7.94	9.1
ZZ61999		0.30	0.002	0.19	7.38	7.9	760	4.15	0.59	1.29	0.11	72.8	5.4	28	6.39	14.5
ZZ61651		0.23	0.002	0.07	6.97	7.1	870	2.69	0.61	1.20	0.18	69.8	6.4	40	5.70	14.7
ZZ61652		0.17	0.001	0.06	7.39	5.5	850	1.91	0.30	1.84	0.19	42.8	8.9	26	3.62	22.0
ZZ61653		0.21	0.001	0.12	6.86	2.4	780	1.58	0.22	2.06	0.13	36.6	6.4	15	2.19	14.9
ZZ61654		0.16	0.003	0.06	7.02	7.2	840	2.80	0.73	1.27	0.22	68.3	7.9	42	6.37	14.6
ZZ61655		0.24	0.002	0.08	6.14	8.4	920	2.65	0.82	0.90	0.31	65.5	5.2	55	6.29	11.3
ZZ61656		0.13	0.002	0.13	7.21	10.0	850	3.50	0.83	1.17	0.24	58.6	8.1	45	8.64	17.9
ZZ61657		0.21	0.003	0.07	7.04	10.0	840	3.66	0.84	1.08	0.29	105.5	6.7	49	7.28	12.3
ZZ61658		0.11	0.002	0.10	6.73	5.8	790	2.09	0.65	1.55	0.37	48.1	7.4	32	5.79	14.1
ZZ61659		0.11	0.003	0.07	7.11	7.5	870	3.07	0.75	1.18	0.21	57.6	8.2	37	7.03	19.8
ZZ61660		0.22	0.004	0.15	6.51	7.4	810	3.09	0.75	1.04	0.22	95.4	4.8	40	6.13	10.3
ZZ61671		0.27	0.002	0.08	7.59	5.7	770	5.17	0.55	1.08	0.31	125.0	12.1	54	8.76	19.1
ZZ61672		0.12	0.002	0.14	7.96	10.7	850	4.98	0.97	1.09	0.40	62.6	9.7	50	10.25	28.7
ZZ61673		0.19	0.003	0.04	7.51	8.4	800	3.56	0.65	1.17	0.22	76.0	9.2	48	7.52	19.2
ZZ61674		0.33	0.002	0.11	7.50	8.4	830	5.16	0.81	1.05	0.24	91.7	8.1	52	8.45	13.6
ZZ61681		0.22	0.002	0.13	7.47	14.0	820	4.22	0.86	0.83	0.20	76.3	8.1	62	10.10	17.7

***** See Appendix Page for comments regarding this certificate *****

ALS Canada Ltd.
2103 Dollarton Hwy
North Vancouver BC V7H 0A7
Phone: 604 984 0221 Fax: 604 984 0218 www.alsglobal.com

To: **SILVER RANGE RESOURCES LTD.**
C/O ARCHER, CATHRO & ASSOCIATES (1981) LIMITED
1016-510 W HASTINGS ST
VANCOUVER BC V6B 1L8

Finalized Date: 11-SEP-2012
Account: RANSIL

Project: VAT Claims

CERTIFICATE OF ANALYSIS WH12195450

Sample Description	Method	ME-MS61	ME-MS61	ME-MS61	ME-MS61	ME-MS61	ME-MS61	ME-MS61	ME-MS61	ME-MS61	ME-MS61	ME-MS61	ME-MS61	ME-MS61	ME-MS61	ME-MS61
	Analyte	Fe	Ga	Ge	Hf	In	K	La	Li	Mg	Mn	Mo	Na	Nb	Ni	P
	Units	%	ppm	ppm	ppm	ppm	%	ppm	ppm	%	ppm	ppm	%	ppm	ppm	ppm
	LOR	0.01	0.05	0.05	0.1	0.005	0.01	0.5	0.2	0.01	5	0.05	0.01	0.1	0.2	10
ZZ61911		3.41	25.0	0.22	2.3	0.072	2.09	43.4	125.5	0.71	597	1.13	1.27	12.8	21.9	1050
ZZ61912		2.18	21.0	0.17	2.5	0.056	2.07	37.8	80.5	0.50	393	1.21	1.51	10.2	11.9	1210
ZZ61913		2.81	19.80	0.16	2.5	0.046	1.79	32.1	102.0	0.66	443	1.55	1.58	10.6	16.5	1090
ZZ61914		2.62	14.90	0.18	1.9	0.044	1.69	34.3	40.5	0.59	371	1.47	1.26	11.8	21.7	880
ZZ61915		2.81	18.55	0.16	2.0	0.049	1.91	31.3	61.5	0.63	576	1.45	1.36	12.0	21.6	1160
ZZ61916		3.68	21.0	0.29	1.5	0.065	2.09	81.2	94.8	0.86	533	1.42	1.16	15.8	28.1	930
ZZ61917		3.21	20.0	0.18	2.1	0.056	1.61	34.3	73.5	0.68	711	1.97	1.12	13.0	23.9	1470
ZZ61918		2.35	14.65	0.18	2.1	0.038	1.68	39.9	31.5	0.60	435	1.41	1.47	11.2	20.6	1030
ZZ61919		2.43	16.30	0.21	2.0	0.041	1.94	48.2	41.8	0.62	381	1.28	1.62	11.6	23.4	880
ZZ61920		2.86	20.6	0.17	2.2	0.051	1.86	29.0	59.9	0.64	492	1.59	1.36	11.2	21.2	1300
ZZ61921		3.32	19.90	0.17	2.4	0.046	1.80	23.7	53.8	0.78	763	1.82	1.68	10.5	21.9	1310
ZZ61922		2.92	17.30	0.19	2.3	0.043	1.93	34.8	43.5	0.81	461	1.36	1.98	10.7	19.0	820
ZZ61987		2.87	24.1	0.23	2.4	0.052	2.27	44.4	61.9	0.66	529	1.16	1.45	12.6	17.8	990
ZZ61988		2.67	24.2	0.22	2.3	0.051	2.19	44.4	57.5	0.54	375	1.02	1.28	11.2	13.5	1340
ZZ61989		2.32	21.6	0.19	2.2	0.044	2.24	35.3	44.9	0.52	299	1.13	1.56	11.3	11.0	640
ZZ61990		3.18	31.6	0.23	2.4	0.066	2.42	43.9	86.3	0.72	348	1.07	1.10	13.7	13.8	790
ZZ61991		2.71	26.7	0.22	2.4	0.059	2.50	44.5	66.4	0.60	446	1.05	1.41	12.8	12.9	850
ZZ61992		2.42	23.1	0.18	2.4	0.045	2.28	37.9	54.2	0.60	367	1.07	1.54	10.4	10.5	1080
ZZ61993		2.70	27.9	0.22	2.7	0.058	2.79	48.0	72.5	0.58	376	0.99	1.48	13.9	12.7	690
ZZ61994		2.65	29.4	0.23	2.8	0.057	2.82	50.3	87.8	0.60	344	0.81	1.43	13.5	12.7	710
ZZ61995		2.43	24.2	0.22	2.4	0.048	2.58	41.4	62.8	0.55	369	0.96	1.69	12.5	12.8	760
ZZ61996		2.75	30.9	0.22	2.7	0.064	3.01	47.4	85.2	0.61	303	0.74	1.49	13.6	13.2	630
ZZ61997		2.16	27.3	0.21	2.3	0.043	2.96	43.2	72.7	0.52	297	0.66	1.84	11.5	11.0	720
ZZ61998		1.99	22.9	0.19	2.3	0.039	2.75	49.0	54.9	0.44	327	0.76	1.70	10.7	10.1	940
ZZ61999		2.35	21.1	0.20	2.8	0.039	2.25	39.0	46.3	0.61	392	1.24	1.93	10.1	9.7	720
ZZ61651		2.40	21.1	0.17	2.4	0.046	2.16	35.7	40.2	0.64	363	1.36	1.69	11.6	14.3	800
ZZ61652		2.55	19.20	0.15	2.9	0.035	1.90	23.3	29.6	0.78	533	1.70	2.18	8.4	11.5	1080
ZZ61653		2.07	17.85	0.13	2.9	0.027	1.91	20.0	19.1	0.69	360	1.65	2.39	6.7	6.6	870
ZZ61654		2.66	23.0	0.19	2.5	0.050	2.27	34.5	45.0	0.68	492	1.61	1.69	12.0	15.6	860
ZZ61655		2.33	20.1	0.17	2.2	0.051	2.01	34.0	35.4	0.55	295	1.73	1.29	13.9	14.7	750
ZZ61656		2.80	22.6	0.15	2.3	0.054	1.94	30.2	62.4	0.68	568	1.57	1.51	11.8	15.7	1180
ZZ61657		2.54	24.0	0.21	2.3	0.051	2.47	52.8	54.1	0.63	386	1.28	1.64	13.2	17.0	770
ZZ61658		2.68	20.0	0.15	2.4	0.045	1.79	25.1	39.5	0.70	455	1.53	1.80	9.5	11.5	850
ZZ61659		2.56	21.1	0.16	2.6	0.046	1.88	30.4	51.4	0.61	518	1.76	1.64	10.5	14.6	870
ZZ61660		2.11	21.3	0.19	2.1	0.042	2.32	47.9	46.6	0.52	254	1.16	1.59	10.5	13.4	660
ZZ61671		3.20	24.6	0.27	1.7	0.060	2.23	63.9	89.7	0.72	584	1.30	1.56	15.6	23.6	950
ZZ61672		3.21	27.0	0.22	2.4	0.066	2.07	32.4	102.5	0.75	422	1.96	1.47	14.9	25.0	1190
ZZ61673		3.05	24.1	0.22	2.4	0.058	1.99	38.9	73.9	0.78	460	1.69	1.57	14.0	19.0	1070
ZZ61674		2.69	25.5	0.25	2.3	0.058	2.28	47.4	77.8	0.67	432	1.41	1.60	15.9	18.6	1000
ZZ61681		3.36	25.0	0.22	2.1	0.068	1.97	38.9	93.1	0.78	329	1.71	1.21	16.2	21.4	1350

***** See Appendix Page for comments regarding this certificate *****

ALS Canada Ltd.
2103 Dollarton Hwy
North Vancouver BC V7H 0A7
Phone: 604 984 0221 Fax: 604 984 0218 www.alsglobal.com

To: **SILVER RANGE RESOURCES LTD.**
C/O ARCHER, CATHRO & ASSOCIATES (1981) LIMITED
1016-510 W HASTINGS ST
VANCOUVER BC V6B 1L8

Finalized Date: 11-SEP-2012
Account: RANSIL

Project: VAT Claims

CERTIFICATE OF ANALYSIS WH12195450

Sample Description	Method	ME-MS61	ME-MS61	ME-MS61	ME-MS61	ME-MS61	ME-MS61	ME-MS61	ME-MS61	ME-MS61	ME-MS61	ME-MS61	ME-MS61	ME-MS61	ME-MS61	ME-MS61
	Analyte	Pb	Rb	Re	S	Sb	Sc	Se	Sn	Sr	Ta	Te	Th	Ti	Tl	U
	Units	ppm	ppm	ppm	%	ppm	ppm	ppm	ppm	ppm	ppm	ppm	ppm	%	ppm	ppm
	LOR	0.5	0.1	0.002	0.01	0.05	0.1	1	0.2	0.2	0.05	0.05	0.2	0.005	0.02	0.1
ZZ61911		52.4	151.5	<0.002	0.03	0.85	10.9	2	5.2	176.5	1.17	0.05	21.2	0.322	1.10	24.7
ZZ61912		30.0	131.0	<0.002	0.06	0.67	7.4	2	3.8	252	0.93	0.05	13.6	0.272	0.82	20.2
ZZ61913		29.8	106.5	<0.002	0.07	1.09	8.1	2	3.6	287	1.03	0.06	12.5	0.330	0.78	10.1
ZZ61914		20.5	101.0	<0.002	0.06	1.04	8.6	2	2.3	160.0	0.96	0.06	12.7	0.334	0.65	3.3
ZZ61915		24.8	125.0	<0.002	0.06	0.93	9.1	2	3.5	166.0	1.04	0.06	12.1	0.335	0.81	4.8
ZZ61916		22.4	147.0	<0.002	0.04	0.62	13.6	2	4.5	165.0	1.36	0.06	24.5	0.415	0.90	7.7
ZZ61917		32.9	122.5	<0.002	0.08	1.12	10.3	2	4.3	169.0	1.17	0.08	12.5	0.342	0.82	8.5
ZZ61918		20.0	90.6	<0.002	0.05	1.02	8.0	2	2.5	219	1.04	0.05	13.7	0.317	0.57	5.8
ZZ61919		25.3	113.0	<0.002	0.03	0.93	8.9	2	3.2	198.5	1.02	0.05	18.5	0.332	0.72	4.5
ZZ61920		29.1	116.0	<0.002	0.08	1.07	8.4	2	3.7	204	1.07	0.07	11.7	0.312	0.86	7.0
ZZ61921		26.3	96.1	<0.002	0.07	0.99	9.4	2	2.6	335	0.95	0.07	9.5	0.316	0.70	16.4
ZZ61922		19.3	89.8	<0.002	0.03	0.77	9.4	2	2.5	363	0.93	0.05	12.6	0.345	0.58	5.4
ZZ61987		37.6	171.5	<0.002	0.04	0.93	9.1	2	5.8	202	1.17	0.06	18.2	0.344	1.09	9.5
ZZ61988		46.9	200	<0.002	0.06	0.92	8.1	2	5.9	165.0	1.08	0.06	19.8	0.300	1.32	13.0
ZZ61989		33.4	152.5	<0.002	0.02	0.76	7.4	2	4.9	221	1.01	<0.05	15.4	0.322	0.97	4.5
ZZ61990		48.5	240	<0.002	0.03	0.90	9.3	2	9.0	149.0	1.43	0.07	16.2	0.352	1.59	9.5
ZZ61991		48.7	206	<0.002	0.03	0.81	8.4	2	7.3	175.0	1.26	0.05	19.4	0.346	1.30	8.0
ZZ61992		49.1	163.0	<0.002	0.05	0.69	7.6	2	5.2	254	1.03	<0.05	15.4	0.326	1.05	11.5
ZZ61993		52.8	228	<0.002	0.02	0.89	8.6	2	7.9	146.0	1.45	0.05	22.2	0.355	1.50	7.3
ZZ61994		50.7	230	<0.002	0.02	1.06	8.5	2	8.7	148.5	1.42	0.06	22.3	0.349	1.50	8.4
ZZ61995		41.9	185.5	<0.002	0.02	0.74	7.5	2	6.4	192.5	1.23	<0.05	18.0	0.327	1.22	9.8
ZZ61996		49.6	235	<0.002	0.02	0.74	8.7	2	9.5	138.5	1.49	0.05	20.9	0.350	1.58	7.7
ZZ61997		42.7	224	<0.002	0.02	0.60	7.2	2	7.6	180.5	1.19	<0.05	21.5	0.298	1.41	6.8
ZZ61998		49.1	195.5	<0.002	0.03	0.64	6.5	2	6.0	168.0	1.12	<0.05	22.4	0.288	1.24	6.9
ZZ61999		29.4	138.5	<0.002	0.03	0.66	7.4	2	4.0	340	0.90	0.06	15.1	0.314	0.82	10.8
ZZ61651		21.9	114.5	<0.002	0.04	0.99	8.5	2	3.6	270	1.04	0.05	13.2	0.328	0.74	4.7
ZZ61652		14.9	67.4	<0.002	0.04	0.76	7.9	2	1.8	473	0.68	0.05	7.6	0.322	0.44	4.0
ZZ61653		11.8	53.8	<0.002	0.04	0.54	6.1	2	1.3	550	0.56	<0.05	6.2	0.276	0.33	2.6
ZZ61654		23.7	130.5	<0.002	0.03	1.10	8.9	2	4.3	280	1.05	0.06	14.0	0.360	0.78	4.2
ZZ61655		22.6	122.0	<0.002	0.03	1.21	9.0	2	3.9	165.5	1.11	0.06	12.9	0.372	0.76	4.0
ZZ61656		26.0	115.0	<0.002	0.05	1.50	8.9	2	4.0	260	0.97	0.06	11.5	0.327	0.79	6.6
ZZ61657		29.5	148.5	<0.002	0.02	1.12	9.0	2	5.0	192.5	1.12	0.06	21.5	0.349	0.95	5.3
ZZ61658		18.1	90.1	<0.002	0.04	0.82	7.9	2	2.6	380	0.76	0.06	9.3	0.329	0.54	3.7
ZZ61659		25.8	96.0	<0.002	0.04	1.04	7.9	2	3.3	291	0.89	0.06	11.1	0.301	0.73	7.7
ZZ61660		29.3	131.5	<0.002	0.03	1.23	7.6	2	3.8	193.0	0.84	0.05	20.2	0.305	0.85	4.9
ZZ61671		26.6	152.0	<0.002	0.02	1.16	13.7	3	5.9	198.0	1.34	0.05	20.6	0.417	0.99	6.6
ZZ61672		31.8	144.0	<0.002	0.06	1.52	12.5	2	5.4	244	1.28	0.06	12.2	0.369	0.95	8.8
ZZ61673		26.5	118.5	<0.002	0.05	1.23	11.5	2	4.3	253	1.20	0.05	14.0	0.384	0.83	5.7
ZZ61674		31.2	148.5	<0.002	0.02	1.54	11.8	3	5.4	187.5	1.56	0.05	18.0	0.362	0.99	8.0
ZZ61681		35.2	133.5	<0.002	0.04	1.88	12.8	3	5.4	153.5	1.40	0.05	14.5	0.391	0.99	9.8

***** See Appendix Page for comments regarding this certificate *****

ALS Canada Ltd.
2103 Dollarton Hwy
North Vancouver BC V7H 0A7
Phone: 604 984 0221 Fax: 604 984 0218 www.alsglobal.com

To: **SILVER RANGE RESOURCES LTD.**
C/O ARCHER, CATHRO & ASSOCIATES (1981) LIMITED
1016- 510 W HASTINGS ST
VANCOUVER BC V6B 1L8

Finalized Date: 11- SEP- 2012
Account: RANSIL

Project: VAT Claims

CERTIFICATE OF ANALYSIS WH12195450

Sample Description	Method Analyte Units LOR	ME-MS61 V ppm 1	ME-MS61 W ppm 0.1	ME-MS61 Y ppm 0.1	ME-MS61 Zn ppm 2	ME-MS61 Zr ppm 0.5
ZZ61911		86	4.0	13.8	129	72.6
ZZ61912		60	1.4	12.3	75	87.0
ZZ61913		85	1.4	11.6	87	85.1
ZZ61914		96	1.3	12.0	75	59.8
ZZ61915		97	1.6	12.1	92	63.0
ZZ61916		106	2.2	18.9	103	48.5
ZZ61917		103	3.1	13.9	113	67.9
ZZ61918		90	1.4	15.0	73	69.1
ZZ61919		92	1.3	16.0	81	60.2
ZZ61920		92	1.6	12.6	94	73.9
ZZ61921		95	1.4	11.6	105	82.9
ZZ61922		92	1.2	12.5	76	78.3
ZZ61987		88	1.4	13.4	102	81.3
ZZ61988		75	1.3	13.3	93	79.0
ZZ61989		75	1.3	9.8	69	79.9
ZZ61990		93	1.7	12.4	126	79.3
ZZ61991		82	1.5	11.1	102	81.0
ZZ61992		74	1.2	10.8	88	82.9
ZZ61993		80	1.8	11.8	97	84.4
ZZ61994		73	1.7	11.3	108	90.6
ZZ61995		74	1.4	11.9	87	82.7
ZZ61996		79	1.8	11.4	105	84.6
ZZ61997		61	1.4	10.7	95	78.5
ZZ61998		59	1.3	11.6	76	74.1
ZZ61999		69	1.1	11.9	69	98.5
ZZ61651		87	3.2	11.6	73	75.5
ZZ61652		78	1.1	9.9	69	99.3
ZZ61653		60	1.0	7.9	51	97.8
ZZ61654		96	2.3	11.0	84	78.3
ZZ61655		110	2.4	11.0	65	67.5
ZZ61656		93	2.2	11.1	93	74.2
ZZ61657		90	30.0	13.1	87	70.8
ZZ61658		86	2.3	9.0	69	80.5
ZZ61659		80	2.1	10.6	79	87.7
ZZ61660		81	2.0	11.2	72	64.2
ZZ61671		106	2.1	18.2	95	51.8
ZZ61672		105	2.1	13.4	113	78.7
ZZ61673		106	1.8	12.8	89	74.7
ZZ61674		99	2.4	15.5	82	68.0
ZZ61681		116	2.3	14.6	96	65.3

***** See Appendix Page for comments regarding this certificate *****

ALS Canada Ltd.
2103 Dollarton Hwy
North Vancouver BC V7H 0A7
Phone: 604 984 0221 Fax: 604 984 0218 www.alsglobal.com

To: **SILVER RANGE RESOURCES LTD.**
C/O ARCHER, CATHRO & ASSOCIATES (1981) LIMITED
1016-510 W HASTINGS ST
VANCOUVER BC V6B 1L8

Finalized Date: 11-SEP-2012
Account: RANSIL

Project: VAT Claims

CERTIFICATE OF ANALYSIS WH12195450

Sample Description	Method	WEI-21	Au-ICP21	ME-MS61	ME-MS61	ME-MS61	ME-MS61	ME-MS61	ME-MS61	ME-MS61	ME-MS61	ME-MS61	ME-MS61	ME-MS61	ME-MS61	ME-MS61
	Analyte	Recvd Wt.	Au	Ag	Al	As	Ba	Be	Bi	Ca	Cd	Ce	Co	Cr	Cs	Cu
	Units	kg	ppm	ppm	%	ppm	ppm	ppm	ppm	%	ppm	ppm	ppm	ppm	ppm	ppm
	LOR	0.02	0.001	0.01	0.01	0.2	10	0.05	0.01	0.01	0.02	0.01	0.1	1	0.05	0.2
ZZ61682		0.23	0.002	0.10	7.26	11.8	810	3.80	0.66	1.21	0.31	68.2	9.0	50	7.91	19.8
ZZ61683		0.23	0.001	0.03	7.15	5.2	600	6.33	0.76	1.11	0.16	97.6	5.3	27	7.52	9.8
ZZ61684		0.29	0.002	0.08	7.53	10.6	810	3.95	0.62	1.28	0.26	86.2	9.3	50	8.44	21.1
ZZ61685		0.10	0.003	0.09	6.20	6.3	730	3.82	0.56	0.95	0.31	73.8	5.5	38	7.07	10.8
ZZ61686		0.25	0.003	0.27	7.48	6.5	800	3.37	0.63	1.90	0.16	57.8	13.4	39	5.78	23.5
ZZ61687		0.25	0.002	0.14	7.58	9.1	910	3.87	0.72	1.40	0.33	69.5	11.0	53	7.69	21.0
ZZ61688		0.19	0.003	0.14	6.99	7.4	770	3.28	0.59	1.42	0.23	54.2	7.8	37	8.13	17.5
ZZ61689		0.25	0.003	0.07	7.11	11.8	890	3.65	0.47	1.35	0.24	92.8	9.5	56	8.35	15.0
ZZ61690		0.15	0.001	0.06	6.95	11.8	890	3.69	0.57	1.01	0.32	63.2	9.2	59	9.71	16.5
ZZ61691		0.19	0.002	0.04	6.43	11.1	850	3.08	0.45	1.04	0.27	86.4	7.0	59	7.05	13.8
ZZ61692		0.11	0.001	0.09	6.72	7.6	900	3.16	0.48	1.30	0.26	61.7	9.1	49	6.92	17.2
ZZ61693		0.17	0.001	0.08	6.77	9.0	920	3.29	0.53	1.05	0.23	60.6	10.1	54	7.42	17.6
ZZ61694		0.27	0.004	0.04	7.30	8.4	950	3.42	0.45	1.32	0.24	64.3	9.5	53	7.03	17.1
ZZ61695		0.20	0.002	0.07	6.85	7.0	930	3.41	0.57	1.22	0.28	63.6	8.1	49	9.03	15.7
ZZ61696		0.20	0.001	0.18	6.40	9.2	970	3.09	0.60	0.79	0.82	56.6	18.1	64	10.15	13.0
ZZ61697		0.20	0.002	0.12	7.00	5.7	880	3.16	0.45	1.47	0.39	56.8	6.8	31	5.84	15.5
ZZ61698		0.19	0.001	0.08	6.99	9.6	880	3.86	0.46	1.45	0.32	67.8	8.4	50	6.26	15.4
ZZ61699		0.12	0.002	0.10	7.29	7.1	830	3.15	0.55	1.79	0.41	64.3	11.3	41	5.83	17.8
ZZ61700		0.18	0.002	0.06	7.07	8.8	950	2.87	0.45	1.28	0.28	55.1	9.6	50	5.55	19.0

***** See Appendix Page for comments regarding this certificate *****

ALS Canada Ltd.
2103 Dollarton Hwy
North Vancouver BC V7H 0A7
Phone: 604 984 0221 Fax: 604 984 0218 www.alsglobal.com

To: **SILVER RANGE RESOURCES LTD.**
C/O ARCHER, CATHRO & ASSOCIATES (1981) LIMITED
1016- 510 W HASTINGS ST
VANCOUVER BC V6B 1L8

Finalized Date: 11- SEP- 2012
Account: RANSIL

Project: VAT Claims

CERTIFICATE OF ANALYSIS WH12195450

Sample Description	Method	ME-MS61	ME-MS61	ME-MS61	ME-MS61	ME-MS61	ME-MS61	ME-MS61	ME-MS61	ME-MS61	ME-MS61	ME-MS61	ME-MS61	ME-MS61	ME-MS61	ME-MS61
	Analyte	Fe	Ga	Ge	Hf	In	K	La	Li	Mg	Mn	Mo	Na	Nb	Ni	P
	Units	%	ppm	ppm	ppm	ppm	%	ppm	ppm	%	ppm	ppm	%	ppm	ppm	ppm
	LOR	0.01	0.05	0.05	0.1	0.005	0.01	0.5	0.2	0.01	5	0.05	0.01	0.1	0.2	10
ZZ61682		2.97	23.6	0.22	2.3	0.058	1.93	35.1	71.0	0.75	511	1.73	1.51	14.0	19.2	1150
ZZ61683		1.82	25.5	0.25	1.8	0.043	2.46	49.5	80.3	0.37	380	0.80	1.84	12.0	9.9	1610
ZZ61684		3.15	23.2	0.25	2.4	0.055	1.89	43.9	87.4	0.80	464	1.68	1.56	13.3	20.0	1170
ZZ61685		2.12	20.5	0.20	2.0	0.042	1.92	38.2	52.9	0.46	428	1.33	1.37	12.1	12.7	1350
ZZ61686		3.23	23.5	0.25	2.5	0.050	1.75	28.9	53.9	0.97	748	1.80	1.87	10.8	19.2	1160
ZZ61687		3.09	23.3	0.24	2.3	0.056	1.90	35.6	68.2	0.85	673	1.63	1.63	13.6	22.2	1200
ZZ61688		2.52	20.5	0.20	2.4	0.045	1.77	28.2	73.3	0.67	494	1.66	1.73	9.8	14.9	1190
ZZ61689		2.96	21.2	0.25	2.2	0.055	1.85	46.9	68.1	0.81	576	1.35	1.53	13.8	19.5	1150
ZZ61690		3.08	21.9	0.24	2.1	0.062	1.75	33.0	70.1	0.80	579	1.64	1.34	15.4	21.4	1320
ZZ61691		2.68	20.2	0.22	2.3	0.054	1.90	44.4	51.8	0.65	597	1.53	1.34	15.1	16.8	1120
ZZ61692		2.78	19.80	0.23	2.2	0.046	1.79	31.9	51.1	0.76	581	1.61	1.55	11.8	18.3	1230
ZZ61693		2.84	21.3	0.23	2.4	0.051	1.77	31.6	54.8	0.75	716	1.75	1.41	13.8	20.3	1210
ZZ61694		3.02	20.1	0.21	2.3	0.047	1.85	33.0	51.3	0.81	635	1.63	1.63	12.1	18.1	1270
ZZ61695		2.67	21.3	0.25	2.3	0.046	1.98	32.5	47.1	0.65	620	1.71	1.63	12.4	15.3	1270
ZZ61696		3.35	19.60	0.22	2.0	0.053	1.74	28.1	41.8	0.62	2810	2.46	1.05	13.6	16.7	1730
ZZ61697		2.21	19.75	0.21	2.5	0.036	1.96	29.9	56.5	0.61	542	1.52	1.88	9.6	11.0	1190
ZZ61698		2.78	20.4	0.24	2.2	0.047	1.91	34.9	65.3	0.78	547	1.29	1.57	11.6	17.6	1160
ZZ61699		3.10	22.2	0.23	2.3	0.045	1.90	32.2	49.3	0.92	625	1.52	1.79	10.9	17.1	1150
ZZ61700		2.97	20.3	0.22	2.3	0.046	1.86	28.2	52.2	0.79	650	1.68	1.57	11.4	18.3	1320

***** See Appendix Page for comments regarding this certificate *****

ALS Canada Ltd.
2103 Dollarton Hwy
North Vancouver BC V7H 0A7
Phone: 604 984 0221 Fax: 604 984 0218 www.alsglobal.com

To: **SILVER RANGE RESOURCES LTD.**
C/O ARCHER, CATHRO & ASSOCIATES (1981) LIMITED
1016-510 W HASTINGS ST
VANCOUVER BC V6B 1L8

Finalized Date: 11-SEP-2012
Account: RANSIL

Project: VAT Claims

CERTIFICATE OF ANALYSIS WH12195450

Sample Description	Method	ME-MS61	ME-MS61	ME-MS61	ME-MS61	ME-MS61	ME-MS61	ME-MS61	ME-MS61	ME-MS61	ME-MS61	ME-MS61	ME-MS61	ME-MS61	ME-MS61	ME-MS61
	Analyte	Pb	Rb	Re	S	Sb	Sc	Se	Sn	Sr	Ta	Te	Th	Ti	Tl	U
	Units	ppm	ppm	ppm	%	ppm	ppm	ppm	ppm	ppm	ppm	ppm	ppm	%	ppm	ppm
	LOR	0.5	0.1	0.002	0.01	0.05	0.1	1	0.2	0.2	0.05	0.05	0.2	0.005	0.02	0.1
ZZ61682		31.6	120.5	<0.002	0.06	1.53	11.5	3	4.3	252	1.15	0.06	13.1	0.365	0.83	6.6
ZZ61683		38.4	172.5	<0.002	0.03	2.00	7.8	3	5.5	191.0	1.11	<0.05	20.0	0.251	1.09	4.5
ZZ61684		26.5	116.0	<0.002	0.05	3.15	11.7	3	4.1	269	1.08	0.06	15.9	0.386	0.82	8.2
ZZ61685		23.6	123.5	<0.002	0.07	1.49	8.0	2	4.1	180.5	1.04	<0.05	14.8	0.299	0.75	5.4
ZZ61686		21.3	87.3	<0.002	0.04	1.00	12.3	2	2.8	420	0.89	0.06	9.8	0.396	0.63	7.4
ZZ61687		25.4	112.5	<0.002	0.05	1.21	12.6	3	3.7	281	1.15	0.05	12.4	0.382	0.79	10.0
ZZ61688		19.6	88.7	<0.002	0.07	2.12	8.9	2	2.7	330	0.81	<0.05	11.7	0.299	0.65	7.9
ZZ61689		24.0	104.5	<0.002	0.04	2.20	11.7	2	3.3	254	1.10	0.06	17.4	0.386	0.73	9.8
ZZ61690		24.0	114.5	<0.002	0.05	1.54	11.9	2	3.5	203	1.23	0.08	12.7	0.372	0.77	10.2
ZZ61691		25.2	116.0	<0.002	0.05	1.42	10.2	2	3.8	186.0	1.23	0.06	15.9	0.376	0.72	4.9
ZZ61692		23.8	93.1	<0.002	0.06	1.19	10.2	2	2.8	274	0.94	0.06	11.2	0.352	0.63	6.7
ZZ61693		24.3	103.5	<0.002	0.05	1.30	10.9	2	3.0	222	1.07	0.06	12.5	0.345	0.69	7.3
ZZ61694		22.1	92.1	<0.002	0.05	1.15	10.7	2	2.6	291	0.96	0.05	12.2	0.373	0.62	8.5
ZZ61695		24.5	117.0	<0.002	0.06	1.12	9.4	2	3.1	271	0.99	0.06	11.9	0.360	0.72	5.7
ZZ61696		32.3	114.5	<0.002	0.07	1.30	9.9	2	3.0	152.0	1.06	0.07	10.6	0.399	0.89	7.1
ZZ61697		20.3	94.2	<0.002	0.06	1.04	7.7	2	2.4	358	0.79	<0.05	10.7	0.298	0.57	6.4
ZZ61698		23.3	100.5	<0.002	0.04	1.44	10.3	2	3.1	272	0.98	0.06	13.0	0.375	0.70	6.7
ZZ61699		21.8	100.0	<0.002	0.05	0.98	11.1	2	2.8	379	0.87	0.06	12.1	0.402	0.61	6.0
ZZ61700		22.7	96.2	<0.002	0.05	1.21	9.8	2	2.7	289	0.90	0.05	10.8	0.349	0.62	5.2

***** See Appendix Page for comments regarding this certificate *****

ALS Canada Ltd.
2103 Dollarton Hwy
North Vancouver BC V7H 0A7
Phone: 604 984 0221 Fax: 604 984 0218 www.alsglobal.com

To: **SILVER RANGE RESOURCES LTD.**
C/O ARCHER, CATHRO & ASSOCIATES (1981) LIMITED
1016- 510 W HASTINGS ST
VANCOUVER BC V6B 1L8

Finalized Date: 11- SEP- 2012
Account: RANSIL

Project: VAT Claims

CERTIFICATE OF ANALYSIS WH12195450

Sample Description	Method Analyte Units LOR	ME-MS61 V ppm 1	ME-MS61 W ppm 0.1	ME-MS61 Y ppm 0.1	ME-MS61 Zn ppm 2	ME-MS61 Zr ppm 0.5
ZZ61682		102	2.1	12.5	87	75.2
ZZ61683		51	1.8	13.4	49	53.8
ZZ61684		106	1.8	14.8	91	75.7
ZZ61685		76	1.6	10.7	67	63.6
ZZ61686		108	1.6	14.0	79	81.7
ZZ61687		109	2.1	16.0	94	72.7
ZZ61688		76	1.2	11.7	89	81.4
ZZ61689		106	1.9	16.4	90	69.2
ZZ61690		110	2.1	13.4	99	66.5
ZZ61691		102	1.7	13.5	72	70.3
ZZ61692		101	1.4	12.5	84	72.0
ZZ61693		103	1.8	12.6	84	77.3
ZZ61694		107	1.8	12.6	86	70.0
ZZ61695		100	1.6	11.7	79	76.7
ZZ61696		129	1.7	10.6	75	66.6
ZZ61697		72	1.4	11.1	70	84.0
ZZ61698		104	1.5	13.5	85	70.4
ZZ61699		113	1.6	12.6	85	73.5
ZZ61700		106	1.8	11.8	88	75.8

***** See Appendix Page for comments regarding this certificate *****

ALS Canada Ltd.
2103 Dollarton Hwy
North Vancouver BC V7H 0A7
Phone: 604 984 0221 Fax: 604 984 0218 www.alsglobal.com

To: **SILVER RANGE RESOURCES LTD.**
C/O ARCHER, CATHRO & ASSOCIATES (1981) LIMITED
1016- 510 W HASTINGS ST
VANCOUVER BC V6B 1L8

Page: Appendix 1
Total # Appendix Pages: 1
Finalized Date: 11- SEP- 2012
Account: RANSIL

Project: VAT Claims

CERTIFICATE OF ANALYSIS WH12195450

Method	CERTIFICATE COMMENTS
ME- MS61	REE's may not be totally soluble in this method.

ALS Canada Ltd.

2103 Dollarton Hwy
North Vancouver BC V7H 0A7
Phone: 604 984 0221 Fax: 604 984 0218 www.alsglobal.com

To: **SILVER RANGE RESOURCES LTD.**
C/O ARCHER, CATHRO & ASSOCIATES (1981) LIMITED
1016-510 W HASTINGS ST
VANCOUVER BC V6B 1L8

Finalized Date: 13-SEP-2012
Account: RANSIL

CERTIFICATE WH12195451

Project: KEG-Northwest

P.O. No.:

This report is for 50 Soil samples submitted to our lab in Whitehorse, YT, Canada on 20-AUG-2012.

The following have access to data associated with this certificate:

MATT DUMALA	JOAN MARIACHER	HEATHER SMITH

SAMPLE PREPARATION

ALS CODE	DESCRIPTION
WEI-21	Received Sample Weight
LOG-22	Sample login - Rcd w/o BarCode
SCR-41	Screen to -180um and save both

ANALYTICAL PROCEDURES

ALS CODE	DESCRIPTION	INSTRUMENT
Au-ICP21	Au 30g FA ICP-AES Finish	ICP-AES
ME-MS41	51 anal. aqua regia ICPMS	

To: **SILVER RANGE RESOURCES LTD.**
ATTN: JOAN MARIACHER
C/O ARCHER, CATHRO & ASSOCIATES (1981) LIMITED
1016-510 W HASTINGS ST
VANCOUVER BC V6B 1L8

This is the Final Report and supersedes any preliminary report with this certificate number. Results apply to samples as submitted. All pages of this report have been checked and approved for release.

***** See Appendix Page for comments regarding this certificate *****

Signature:

Colin Ramshaw, Vancouver Laboratory Manager

ALS Canada Ltd.
2103 Dollarton Hwy
North Vancouver BC V7H 0A7
Phone: 604 984 0221 Fax: 604 984 0218 www.alsglobal.com

To: **SILVER RANGE RESOURCES LTD.**
C/O ARCHER, CATHRO & ASSOCIATES (1981) LIMITED
1016-510 W HASTINGS ST
VANCOUVER BC V6B 1L8

Finalized Date: 13-SEP-2012
Account: RANSIL

Project: KEG-Northwest

CERTIFICATE OF ANALYSIS WH12195451

Sample Description	Method	WEI-21	Au-ICP21	ME-MS41	ME-MS41	ME-MS41	ME-MS41	ME-MS41	ME-MS41	ME-MS41	ME-MS41	ME-MS41	ME-MS41	ME-MS41	ME-MS41	ME-MS41
	Analyte	Recvd Wt.	Au	Ag	Al	As	Au	B	Ba	Be	Bi	Ca	Cd	Ce	Co	Cr
	Units	kg	ppm	ppm	%	ppm	ppm	ppm	ppm	ppm	ppm	%	ppm	ppm	ppm	ppm
	LOR	0.02	0.001	0.01	0.01	0.1	0.2	10	10	0.05	0.01	0.01	0.01	0.02	0.1	1
ZZ40401		0.21	0.004	0.57	1.38	35.9	<0.2	<10	270	0.67	0.27	0.27	0.69	27.9	12.5	23
ZZ40402		0.13	0.005	0.26	1.49	31.7	<0.2	<10	240	0.53	0.36	0.26	0.38	19.65	6.7	28
ZZ40403		0.23	0.003	0.32	1.59	21.1	<0.2	<10	180	0.77	0.43	0.20	1.37	23.2	4.7	29
ZZ40404		0.18	0.002	0.15	1.68	30.6	<0.2	<10	200	0.73	0.45	0.26	0.90	23.1	23.2	29
ZZ40405		0.20	0.001	0.22	2.14	28.5	<0.2	<10	240	0.90	0.37	0.16	1.13	24.4	6.4	29
ZZ40406		0.18	0.001	0.28	1.45	13.5	<0.2	<10	280	0.63	0.28	0.17	0.79	20.2	3.4	21
ZZ40407		0.17	0.003	0.34	2.11	32.1	<0.2	<10	320	0.84	0.36	0.16	0.61	21.2	10.9	28
ZZ40408		0.19	0.002	0.34	1.34	16.0	<0.2	<10	190	0.52	0.29	0.20	0.76	11.50	11.4	16
ZZ40409		0.25	0.003	0.28	2.18	38.1	<0.2	<10	280	0.71	0.72	0.24	0.59	28.5	6.0	36
ZZ40410		0.16	0.001	0.25	1.43	24.0	<0.2	<10	190	0.57	0.24	0.15	0.58	17.35	5.3	19
ZZ40411		0.24	0.002	0.23	1.66	25.1	<0.2	<10	180	0.63	0.27	0.11	0.83	25.4	7.3	24
ZZ40412		0.20	0.003	0.14	1.72	22.0	<0.2	<10	170	0.61	0.30	0.12	0.76	27.0	8.6	28
ZZ40413		0.21	0.001	0.31	1.60	21.5	<0.2	<10	200	0.49	0.32	0.07	0.55	22.7	5.0	23
ZZ40414		0.19	0.004	0.54	1.93	33.4	<0.2	<10	350	0.85	0.39	0.17	1.29	29.4	9.4	28
ZZ40415		0.20	0.001	0.10	1.39	28.0	<0.2	<10	280	0.52	0.45	0.12	0.45	23.8	8.6	25
ZZ40416		0.24	<0.001	0.18	2.02	34.1	<0.2	<10	230	0.80	0.35	0.13	1.02	25.8	6.1	31
ZZ40417		0.15	0.001	0.12	1.98	14.7	<0.2	<10	250	0.62	0.30	0.19	0.34	25.7	7.8	30
ZZ40418		0.23	0.002	0.32	2.03	35.8	<0.2	<10	370	0.65	0.57	0.15	0.29	22.1	10.7	31
ZZ40419		0.22	0.003	0.10	2.43	35.6	<0.2	<10	310	0.97	0.42	0.25	0.46	29.2	7.3	51
ZZ40420		0.26	0.002	0.11	1.68	17.4	<0.2	<10	240	0.52	0.35	0.22	0.61	26.8	7.7	33
ZZ40421		0.19	0.002	0.18	1.76	19.7	<0.2	<10	250	0.61	0.32	0.13	0.42	18.15	6.7	30
ZZ40422		0.22	0.003	0.18	1.93	14.4	<0.2	<10	220	0.61	0.29	0.16	0.40	23.1	4.7	32
ZZ40423		0.20	0.003	0.15	1.94	15.6	<0.2	<10	210	0.65	0.32	0.19	0.61	25.5	6.1	33
ZZ40424		0.17	0.003	0.28	1.55	16.6	<0.2	<10	260	0.62	0.21	0.32	0.53	18.55	5.6	23
ZZ40425		0.13	0.007	0.50	3.00	28.3	<0.2	<10	530	1.04	0.41	0.56	0.72	30.4	10.2	47
ZZ40426		0.21	0.006	0.29	2.11	26.7	<0.2	<10	410	0.78	0.35	0.40	0.40	24.6	6.0	34
ZZ40427		0.16	0.004	0.61	2.08	20.4	<0.2	<10	480	0.82	0.53	0.38	0.40	22.9	5.9	26
ZZ40428		0.19	0.002	0.18	1.87	29.8	<0.2	<10	300	0.75	0.33	0.25	0.51	24.6	8.0	32
ZZ40429		0.19	0.007	0.25	1.16	10.1	<0.2	<10	190	0.35	0.17	0.13	0.43	15.35	2.7	20
ZZ40430		0.21	0.006	0.12	1.70	17.7	<0.2	<10	250	0.72	0.27	0.19	0.51	23.8	6.8	27
ZZ40431		0.20	0.002	0.27	1.84	13.8	<0.2	<10	350	0.71	0.28	0.29	0.52	20.8	4.5	32
ZZ40432		0.28	0.002	0.15	1.20	20.1	<0.2	<10	350	0.40	0.27	0.19	0.35	20.4	4.7	23
ZZ40433		0.17	0.005	0.18	1.43	25.5	<0.2	<10	260	0.61	0.30	0.12	0.72	27.2	5.3	32
ZZ40434		0.20	0.008	0.29	1.79	32.3	<0.2	<10	340	0.64	0.29	0.23	0.57	26.8	10.1	27
ZZ40435		0.21	0.004	0.54	1.95	29.6	<0.2	<10	360	0.77	0.31	0.37	0.88	27.3	9.1	29
ZZ40436		0.19	0.002	0.31	1.78	18.6	<0.2	<10	210	0.61	0.37	0.19	0.85	17.35	5.6	31
ZZ40437		0.14	0.002	0.41	1.26	24.7	<0.2	<10	700	0.64	0.39	0.22	0.68	22.6	4.8	21
ZZ40438		0.20	0.002	0.43	2.35	29.9	<0.2	<10	450	0.96	0.30	0.36	0.69	31.4	11.6	36
ZZ40439		0.16	0.003	0.16	1.19	39.4	<0.2	<10	170	0.33	0.36	0.09	0.34	22.2	3.7	21
ZZ40440		0.19	0.008	0.42	2.04	25.1	<0.2	<10	530	1.01	0.34	0.64	0.59	29.3	8.6	41

***** See Appendix Page for comments regarding this certificate *****

ALS Canada Ltd.
2103 Dollarton Hwy
North Vancouver BC V7H 0A7
Phone: 604 984 0221 Fax: 604 984 0218 www.alsglobal.com

To: **SILVER RANGE RESOURCES LTD.**
C/O ARCHER, CATHRO & ASSOCIATES (1981) LIMITED
1016-510 W HASTINGS ST
VANCOUVER BC V6B 1L8

Finalized Date: 13-SEP-2012
Account: RANSIL

Project: KEG-Northwest

CERTIFICATE OF ANALYSIS WH12195451

Sample Description	Method	ME-MS41	ME-MS41	ME-MS41	ME-MS41	ME-MS41	ME-MS41	ME-MS41	ME-MS41	ME-MS41	ME-MS41	ME-MS41	ME-MS41	ME-MS41	ME-MS41	ME-MS41
	Analyte	Cs	Cu	Fe	Ga	Ge	Hf	Hg	In	K	La	Li	Mg	Mn	Mo	Na
	Units	ppm	ppm	%	ppm	ppm	ppm	ppm	ppm	%	ppm	ppm	%	ppm	ppm	%
	LOR	0.05	0.2	0.01	0.05	0.05	0.02	0.01	0.005	0.01	0.2	0.1	0.01	5	0.05	0.01
ZZ40401		2.52	70.2	2.02	3.84	0.07	0.04	0.06	0.026	0.08	14.6	17.8	0.51	443	2.50	0.01
ZZ40402		2.90	37.8	1.96	5.55	<0.05	<0.02	0.29	0.022	0.09	10.4	16.3	0.51	322	2.32	0.01
ZZ40403		3.01	97.3	1.84	5.74	<0.05	<0.02	0.05	0.023	0.08	12.8	12.6	0.43	147	2.50	0.01
ZZ40404		3.02	85.0	2.28	5.24	0.05	0.02	0.03	0.026	0.11	12.6	18.4	0.59	463	3.07	0.01
ZZ40405		3.46	36.6	2.36	6.15	<0.05	<0.02	0.03	0.029	0.08	13.2	17.5	0.51	274	2.57	<0.01
ZZ40406		2.30	17.9	1.66	4.79	<0.05	<0.02	0.05	0.019	0.06	11.2	10.9	0.28	172	1.59	0.01
ZZ40407		4.10	48.2	2.45	5.88	<0.05	<0.02	0.06	0.032	0.09	11.9	17.3	0.43	287	4.18	<0.01
ZZ40408		5.30	32.4	1.59	4.11	<0.05	<0.02	0.06	0.015	0.05	5.8	11.5	0.27	462	2.90	0.02
ZZ40409		3.55	29.9	2.76	6.91	<0.05	<0.02	0.08	0.034	0.15	15.1	22.0	0.72	233	2.55	0.01
ZZ40410		2.44	24.1	1.85	3.69	<0.05	0.02	0.08	0.024	0.09	9.1	13.9	0.32	217	1.73	0.02
ZZ40411		2.28	22.3	2.36	4.37	<0.05	0.03	0.08	0.026	0.09	12.4	16.4	0.33	305	2.76	0.01
ZZ40412		2.57	19.7	2.70	5.02	<0.05	<0.02	0.07	0.030	0.10	13.0	21.2	0.45	572	2.30	0.01
ZZ40413		2.21	21.7	2.99	5.15	<0.05	0.04	0.08	0.029	0.08	12.2	11.3	0.24	320	3.47	0.01
ZZ40414		2.65	33.1	2.91	4.86	<0.05	0.07	0.19	0.033	0.11	14.7	20.2	0.40	357	3.76	0.01
ZZ40415		3.51	22.1	2.68	6.44	<0.05	<0.02	0.03	0.023	0.10	12.5	12.4	0.40	503	3.22	0.01
ZZ40416		2.73	24.1	2.95	6.30	<0.05	<0.02	0.06	0.032	0.10	13.5	18.3	0.41	258	2.85	0.01
ZZ40417		1.87	16.0	2.83	5.77	<0.05	<0.02	0.04	0.030	0.09	13.2	17.9	0.49	442	2.18	0.01
ZZ40418		3.78	28.2	2.52	6.70	<0.05	<0.02	0.07	0.022	0.08	12.0	16.3	0.53	267	2.37	0.02
ZZ40419		3.52	39.6	2.79	8.92	0.06	0.02	0.02	0.027	0.15	16.6	32.9	1.00	275	3.27	0.01
ZZ40420		2.26	24.6	2.51	5.51	<0.05	<0.02	0.04	0.026	0.09	13.5	17.6	0.56	330	2.65	0.01
ZZ40421		3.96	25.5	2.37	6.96	<0.05	<0.02	0.03	0.022	0.08	10.4	11.1	0.37	432	3.66	0.01
ZZ40422		2.79	27.9	2.28	6.55	<0.05	<0.02	0.06	0.024	0.09	12.7	15.8	0.49	217	2.78	0.01
ZZ40423		2.56	22.8	2.49	6.67	<0.05	<0.02	0.05	0.020	0.12	14.5	17.6	0.55	277	2.18	0.01
ZZ40424		2.31	21.1	1.79	5.19	<0.05	<0.02	0.04	0.019	0.07	10.1	13.5	0.43	598	1.85	0.03
ZZ40425		3.50	54.2	3.00	8.25	0.07	0.03	0.06	0.034	0.22	17.0	30.1	1.02	431	2.51	0.04
ZZ40426		3.26	51.1	2.40	6.67	0.05	<0.02	0.08	0.029	0.14	13.8	19.6	0.65	234	2.67	0.02
ZZ40427		2.62	36.0	2.34	5.26	0.06	<0.02	0.10	0.024	0.14	13.3	16.2	0.55	185	1.86	0.02
ZZ40428		3.04	26.0	2.74	5.66	0.05	<0.02	0.05	0.029	0.13	13.0	24.9	0.61	405	2.82	0.01
ZZ40429		2.00	16.4	1.39	4.54	<0.05	<0.02	0.04	0.013	0.06	8.7	8.5	0.27	121	1.48	0.02
ZZ40430		2.16	30.5	2.44	4.97	<0.05	<0.02	0.08	0.027	0.10	13.2	16.2	0.44	301	2.73	0.01
ZZ40431		2.66	32.9	2.03	5.99	<0.05	<0.02	0.06	0.021	0.12	12.5	18.5	0.52	211	2.62	0.01
ZZ40432		2.49	21.4	2.15	4.92	<0.05	<0.02	0.04	0.020	0.09	10.9	9.4	0.30	294	3.00	0.01
ZZ40433		2.25	29.6	2.57	5.22	0.05	<0.02	0.08	0.026	0.09	14.7	15.4	0.44	226	3.28	0.01
ZZ40434		3.17	27.5	2.76	5.00	0.05	0.03	0.09	0.034	0.10	13.5	22.9	0.90	514	3.07	0.01
ZZ40435		3.95	25.3	2.82	5.30	0.05	0.02	0.12	0.032	0.10	14.2	21.7	0.55	347	2.97	0.01
ZZ40436		2.76	25.3	2.32	6.39	<0.05	<0.02	0.04	0.024	0.08	8.6	24.9	0.53	214	2.88	0.01
ZZ40437		2.78	37.4	2.16	5.19	<0.05	<0.02	0.11	0.028	0.08	12.7	7.2	0.19	262	3.43	0.01
ZZ40438		3.16	25.6	2.89	6.35	<0.05	0.04	0.11	0.034	0.11	13.9	31.9	0.66	427	2.08	0.01
ZZ40439		1.61	16.3	2.09	6.39	<0.05	0.02	0.03	0.019	0.07	11.7	15.6	0.36	144	3.07	<0.01
ZZ40440		2.39	83.8	2.49	6.77	0.07	0.02	0.08	0.031	0.11	16.6	25.3	0.80	235	2.54	0.02

***** See Appendix Page for comments regarding this certificate *****

ALS Canada Ltd.
2103 Dollarton Hwy
North Vancouver BC V7H 0A7
Phone: 604 984 0221 Fax: 604 984 0218 www.alsglobal.com

To: **SILVER RANGE RESOURCES LTD.**
C/O ARCHER, CATHRO & ASSOCIATES (1981) LIMITED
1016-510 W HASTINGS ST
VANCOUVER BC V6B 1L8

Finalized Date: 13-SEP-2012
Account: RANSIL

Project: KEG-Northwest

CERTIFICATE OF ANALYSIS WH12195451

Sample Description	Method	ME-MS41	ME-MS41	ME-MS41	ME-MS41	ME-MS41	ME-MS41	ME-MS41	ME-MS41	ME-MS41	ME-MS41	ME-MS41	ME-MS41	ME-MS41	ME-MS41	ME-MS41
	Analyte	Nb	Ni	P	Pb	Rb	Re	S	Sb	Sc	Se	Sn	Sr	Ta	Te	Th
	Units	ppm	ppm	ppm	ppm	ppm	ppm	%	ppm	ppm	ppm	ppm	ppm	ppm	ppm	ppm
	LOR	0.05	0.2	10	0.2	0.1	0.001	0.01	0.05	0.1	0.2	0.2	0.2	0.01	0.01	0.2
ZZ40401		0.83	32.5	1040	23.0	10.3	<0.001	0.01	3.67	2.8	1.0	1.0	27.4	<0.01	0.04	3.6
ZZ40402		0.48	24.3	990	13.9	17.2	0.001	0.02	2.07	1.3	0.8	1.1	24.5	<0.01	0.04	0.3
ZZ40403		0.37	23.6	1070	17.0	18.4	0.001	0.04	1.59	0.5	1.5	1.0	20.2	<0.01	0.04	<0.2
ZZ40404		0.61	44.0	1190	18.5	16.3	0.001	0.03	3.86	2.2	1.1	0.9	23.3	<0.01	0.06	0.9
ZZ40405		0.48	23.3	1050	22.1	25.1	<0.001	0.03	1.91	0.9	1.0	1.0	17.6	<0.01	0.04	0.3
ZZ40406		0.27	11.7	1060	13.7	21.8	<0.001	0.04	0.97	0.3	0.6	0.7	17.0	<0.01	0.01	<0.2
ZZ40407		0.42	38.5	1450	19.6	28.8	0.002	0.06	1.70	0.8	1.5	1.1	18.8	<0.01	0.04	0.2
ZZ40408		0.16	16.1	960	8.3	11.8	0.001	0.07	1.02	0.4	1.4	0.5	18.8	<0.01	0.03	<0.2
ZZ40409		0.77	25.1	1120	24.0	19.9	0.001	0.05	1.95	2.1	1.4	1.2	23.3	<0.01	0.04	0.5
ZZ40410		0.55	22.3	870	13.2	10.9	0.001	0.02	1.71	1.6	0.8	0.6	14.2	<0.01	0.04	0.5
ZZ40411		0.69	21.0	880	15.9	13.5	0.001	0.02	2.08	1.9	1.1	0.8	14.0	<0.01	0.05	0.8
ZZ40412		0.47	22.6	1050	14.8	15.1	<0.001	0.04	1.46	0.9	1.0	0.7	12.6	<0.01	0.03	0.4
ZZ40413		1.16	17.4	720	18.2	17.1	<0.001	0.01	1.74	2.8	1.3	0.8	10.3	<0.01	0.05	3.6
ZZ40414		0.83	33.4	1000	25.9	15.5	0.001	0.02	2.48	3.8	1.3	0.8	21.8	<0.01	0.05	4.3
ZZ40415		0.48	16.8	750	15.7	30.1	<0.001	0.04	1.51	0.9	0.8	1.0	17.5	<0.01	0.07	<0.2
ZZ40416		0.66	21.1	1660	25.4	18.2	<0.001	0.03	2.25	1.1	1.2	1.1	15.6	<0.01	0.04	0.3
ZZ40417		0.82	18.6	1060	15.3	20.1	<0.001	0.02	0.93	1.9	0.9	0.8	18.1	<0.01	0.03	0.6
ZZ40418		0.33	24.4	1140	14.8	18.1	0.001	0.06	1.46	0.6	0.9	0.9	19.6	<0.01	0.03	<0.2
ZZ40419		0.97	32.9	1180	19.4	18.8	0.001	0.03	2.22	4.2	1.4	4.0	27.1	<0.01	0.05	1.5
ZZ40420		0.36	25.0	980	13.6	18.8	0.002	0.03	1.39	1.2	1.0	0.7	22.8	<0.01	0.05	0.3
ZZ40421		0.24	18.2	1700	15.8	22.0	<0.001	0.12	1.51	0.3	1.0	0.9	24.2	<0.01	0.04	<0.2
ZZ40422		0.23	20.6	1200	11.5	17.8	<0.001	0.05	1.32	0.4	1.1	0.7	21.4	<0.01	0.04	0.2
ZZ40423		0.39	20.9	1140	11.3	24.7	<0.001	0.04	1.01	0.8	0.9	0.8	20.8	<0.01	0.02	0.2
ZZ40424		0.26	15.2	1220	11.1	13.3	<0.001	0.05	0.98	0.6	0.7	0.8	28.8	<0.01	0.01	<0.2
ZZ40425		1.69	40.2	1670	21.5	26.6	<0.001	0.03	1.52	5.0	0.9	0.9	41.6	<0.01	0.03	3.1
ZZ40426		0.47	27.8	1360	17.7	22.0	<0.001	0.04	1.96	1.4	1.3	0.9	38.8	<0.01	0.05	0.3
ZZ40427		0.76	25.2	850	11.0	20.0	<0.001	0.05	1.50	2.3	0.7	0.6	41.8	<0.01	0.02	0.5
ZZ40428		0.65	25.8	1130	23.6	21.6	0.001	0.02	1.99	2.1	1.3	0.9	27.0	<0.01	0.04	0.8
ZZ40429		0.14	11.4	1080	6.7	17.6	<0.001	0.05	0.72	0.2	0.4	0.6	16.7	<0.01	0.02	<0.2
ZZ40430		0.41	25.5	1200	13.4	19.6	0.001	0.03	1.56	1.2	1.2	0.7	22.2	<0.01	0.04	0.4
ZZ40431		0.36	21.9	1530	10.1	24.8	<0.001	0.04	1.09	0.9	0.8	0.7	27.3	<0.01	0.03	0.3
ZZ40432		0.24	17.3	880	11.9	21.6	<0.001	0.03	1.39	0.5	1.1	0.7	22.7	<0.01	0.05	<0.2
ZZ40433		0.41	23.8	800	14.2	14.2	0.001	0.03	2.26	1.3	1.3	0.6	18.3	<0.01	0.05	0.3
ZZ40434		0.73	28.9	930	19.7	14.7	0.001	0.01	2.89	3.0	1.3	0.9	22.5	<0.01	0.07	1.6
ZZ40435		0.69	28.1	1150	18.2	17.5	0.001	0.02	2.20	2.0	1.8	0.8	29.4	<0.01	0.04	0.9
ZZ40436		0.45	20.3	1510	26.3	16.1	0.001	0.07	1.14	0.7	1.3	0.7	25.5	<0.01	0.04	0.2
ZZ40437		0.21	21.0	1430	15.3	21.9	<0.001	0.08	2.27	0.4	1.0	0.9	23.7	<0.01	0.08	<0.2
ZZ40438		0.92	34.2	1310	19.5	16.8	0.001	0.05	1.72	2.8	1.3	0.9	28.9	<0.01	0.07	1.4
ZZ40439		1.28	15.3	480	16.7	11.9	<0.001	0.03	1.81	2.1	1.3	1.2	12.3	<0.01	0.06	2.8
ZZ40440		1.42	38.3	1900	11.9	12.5	<0.001	0.08	1.83	4.5	2.0	0.7	53.6	<0.01	0.06	3.9

***** See Appendix Page for comments regarding this certificate *****

ALS Canada Ltd.
2103 Dollarton Hwy
North Vancouver BC V7H 0A7
Phone: 604 984 0221 Fax: 604 984 0218 www.alsglobal.com

To: **SILVER RANGE RESOURCES LTD.**
C/O ARCHER, CATHRO & ASSOCIATES (1981) LIMITED
1016-510 W HASTINGS ST
VANCOUVER BC V6B 1L8

Finalized Date: 13-SEP-2012
Account: RANSIL

Project: KEG-Northwest

CERTIFICATE OF ANALYSIS WH12195451

Sample Description	Method	ME-MS41	ME-MS41	ME-MS41	ME-MS41	ME-MS41	ME-MS41	ME-MS41	ME-MS41
	Analyte	Ti	Tl	U	V	W	Y	Zn	Zr
	Units	%	ppm	ppm	ppm	ppm	ppm	ppm	ppm
	LOR	0.005	0.02	0.05	1	0.05	0.05	2	0.5
ZZ40401		0.039	0.26	1.26	57	0.31	6.78	136	1.2
ZZ40402		0.037	0.25	1.22	77	0.47	4.65	100	<0.5
ZZ40403		0.023	0.28	2.93	79	1.27	6.01	110	<0.5
ZZ40404		0.045	0.22	1.82	81	0.31	5.91	273	0.5
ZZ40405		0.023	0.33	2.00	73	0.29	5.46	126	<0.5
ZZ40406		0.013	0.25	1.44	52	0.34	4.56	57	<0.5
ZZ40407		0.015	0.44	2.11	71	0.35	6.07	170	<0.5
ZZ40408		0.015	0.24	1.64	48	0.18	4.88	92	<0.5
ZZ40409		0.056	0.34	1.61	97	0.39	5.56	121	<0.5
ZZ40410		0.030	0.25	0.99	50	0.21	4.69	104	0.5
ZZ40411		0.026	0.29	1.28	60	0.34	5.35	116	<0.5
ZZ40412		0.026	0.27	1.12	63	0.24	4.90	131	<0.5
ZZ40413		0.026	0.36	1.06	81	0.24	3.49	99	1.2
ZZ40414		0.022	0.44	1.38	84	0.21	7.09	154	1.7
ZZ40415		0.032	0.33	1.04	80	0.24	4.19	98	<0.5
ZZ40416		0.027	0.34	1.44	80	0.26	5.31	105	<0.5
ZZ40417		0.040	0.22	1.30	58	0.34	5.22	88	<0.5
ZZ40418		0.021	0.31	1.54	74	0.25	4.68	133	<0.5
ZZ40419		0.084	0.30	2.02	163	0.26	6.59	194	1.1
ZZ40420		0.034	0.23	1.47	111	0.22	5.03	133	<0.5
ZZ40421		0.011	0.32	1.90	90	0.17	3.51	101	<0.5
ZZ40422		0.015	0.31	2.04	102	0.22	4.47	91	<0.5
ZZ40423		0.028	0.26	1.29	79	0.36	4.35	107	0.5
ZZ40424		0.029	0.20	1.34	72	0.18	5.46	77	<0.5
ZZ40425		0.104	0.30	2.04	114	0.33	9.40	153	0.9
ZZ40426		0.042	0.28	1.99	97	0.24	6.59	116	<0.5
ZZ40427		0.044	0.23	2.00	56	0.26	9.18	108	<0.5
ZZ40428		0.040	0.30	1.34	85	0.22	5.65	159	<0.5
ZZ40429		0.009	0.21	1.07	52	0.12	3.14	61	<0.5
ZZ40430		0.022	0.30	1.49	77	0.24	5.84	126	<0.5
ZZ40431		0.026	0.25	1.78	100	0.24	5.65	104	<0.5
ZZ40432		0.016	0.28	0.92	69	0.25	3.43	98	<0.5
ZZ40433		0.026	0.30	1.29	95	0.15	5.73	141	<0.5
ZZ40434		0.033	0.31	1.13	71	0.23	6.86	146	0.5
ZZ40435		0.027	0.31	2.09	72	0.29	6.96	185	<0.5
ZZ40436		0.020	0.22	1.13	95	0.19	4.44	84	<0.5
ZZ40437		0.008	0.28	1.45	68	0.28	8.01	113	<0.5
ZZ40438		0.038	0.27	1.48	82	0.47	9.20	128	0.8
ZZ40439		0.044	0.23	0.80	79	0.43	3.52	69	0.8
ZZ40440		0.075	0.26	1.96	86	0.29	10.70	123	1.2

***** See Appendix Page for comments regarding this certificate *****

ALS Canada Ltd.
2103 Dollarton Hwy
North Vancouver BC V7H 0A7
Phone: 604 984 0221 Fax: 604 984 0218 www.alsglobal.com

To: **SILVER RANGE RESOURCES LTD.**
C/O ARCHER, CATHRO & ASSOCIATES (1981) LIMITED
1016- 510 W HASTINGS ST
VANCOUVER BC V6B 1L8

Finalized Date: 13- SEP- 2012
Account: RANSIL

Project: KEG- Northwest

CERTIFICATE OF ANALYSIS WH12195451

Sample Description	Method	WEI-21	Au-ICP21	ME-MS41	ME-MS41	ME-MS41	ME-MS41	ME-MS41	ME-MS41	ME-MS41	ME-MS41	ME-MS41	ME-MS41	ME-MS41	ME-MS41	ME-MS41
	Analyte	Recvd Wt.	Au	Ag	Al	As	Au	B	Ba	Be	Bi	Ca	Cd	Ce	Co	Cr
	Units	kg	ppm	ppm	%	ppm	ppm	ppm	ppm	ppm	ppm	%	ppm	ppm	ppm	ppm
	LOR	0.02	0.001	0.01	0.01	0.1	0.2	10	10	0.05	0.01	0.01	0.01	0.02	0.1	1
ZZ40441		0.25	0.005	0.33	1.80	28.5	<0.2	<10	320	0.85	0.36	0.37	0.70	30.8	11.5	29
ZZ40442		0.19	0.005	0.32	1.67	28.0	<0.2	<10	360	0.94	0.34	0.21	0.87	30.9	10.4	23
ZZ40443		0.22	0.012	0.68	1.83	34.8	<0.2	<10	570	0.95	0.37	0.51	0.87	34.5	11.3	28
ZZ40444		0.20	0.003	0.10	1.49	11.7	<0.2	<10	140	0.36	0.25	0.11	0.36	21.1	5.2	22
ZZ40445		0.17	0.004	0.13	1.56	30.0	<0.2	<10	200	0.63	0.29	0.12	0.81	25.4	9.4	29
ZZ40446		0.15	0.003	0.27	1.06	11.6	<0.2	<10	270	0.40	0.16	0.15	0.34	15.25	3.5	15
ZZ40447		0.21	0.003	0.18	1.78	16.8	<0.2	<10	200	0.56	0.29	0.14	0.69	26.7	9.0	29
ZZ40448		0.22	0.003	0.08	1.42	25.8	<0.2	<10	300	0.63	0.33	0.09	0.61	23.1	5.5	22
ZZ40449		0.23	0.002	0.23	0.92	18.2	<0.2	<10	860	0.55	0.15	0.45	1.41	25.5	8.0	17
ZZ40450		0.18	0.002	0.18	0.82	13.6	<0.2	<10	130	0.25	0.29	0.06	0.19	22.0	3.1	13

***** See Appendix Page for comments regarding this certificate *****

ALS Canada Ltd.
2103 Dollarton Hwy
North Vancouver BC V7H 0A7
Phone: 604 984 0221 Fax: 604 984 0218 www.alsglobal.com

To: **SILVER RANGE RESOURCES LTD.**
C/O ARCHER, CATHRO & ASSOCIATES (1981) LIMITED
1016-510 W HASTINGS ST
VANCOUVER BC V6B 1L8

Finalized Date: 13-SEP-2012
Account: RANSIL

Project: KEG-Northwest

CERTIFICATE OF ANALYSIS WH12195451

Sample Description	Method	ME-MS41	ME-MS41	ME-MS41	ME-MS41	ME-MS41	ME-MS41	ME-MS41	ME-MS41	ME-MS41	ME-MS41	ME-MS41	ME-MS41	ME-MS41	ME-MS41	ME-MS41
	Analyte	Cs	Cu	Fe	Ga	Ge	Hf	Hg	In	K	La	Li	Mg	Mn	Mo	Na
	Units	ppm	ppm	%	ppm	ppm	ppm	ppm	ppm	%	ppm	ppm	%	ppm	ppm	%
	LOR	0.05	0.2	0.01	0.05	0.05	0.02	0.01	0.005	0.01	0.2	0.1	0.01	5	0.05	0.01
ZZ40441		2.02	51.2	2.57	4.83	0.06	0.06	0.09	0.029	0.10	15.8	18.4	0.51	361	3.27	0.01
ZZ40442		2.14	26.9	2.46	4.32	<0.05	0.04	0.12	0.032	0.08	14.7	21.0	0.44	394	2.81	0.01
ZZ40443		2.85	47.5	3.13	5.23	<0.05	0.02	0.20	0.040	0.13	18.0	22.4	0.54	324	4.68	0.01
ZZ40444		1.67	18.8	1.88	5.31	<0.05	<0.02	0.05	0.022	0.05	11.0	12.1	0.34	186	1.60	0.01
ZZ40445		2.79	29.6	2.68	5.56	<0.05	0.02	0.06	0.026	0.09	13.0	22.6	0.50	642	3.33	0.01
ZZ40446		2.14	18.0	1.63	4.18	<0.05	<0.02	0.08	0.014	0.06	7.4	7.0	0.18	141	1.54	0.02
ZZ40447		2.10	19.3	2.67	6.08	<0.05	<0.02	0.06	0.027	0.07	13.3	18.4	0.45	412	2.12	0.01
ZZ40448		3.12	26.7	2.42	5.99	<0.05	<0.02	0.06	0.026	0.08	13.6	8.0	0.20	388	3.74	<0.01
ZZ40449		1.01	30.3	1.91	3.06	0.05	<0.02	0.12	0.020	0.19	12.8	11.4	0.28	372	3.41	0.02
ZZ40450		1.32	13.0	1.69	5.73	<0.05	<0.02	0.04	0.012	0.06	11.3	5.4	0.11	118	2.91	<0.01

***** See Appendix Page for comments regarding this certificate *****

ALS Canada Ltd.
2103 Dollarton Hwy
North Vancouver BC V7H 0A7
Phone: 604 984 0221 Fax: 604 984 0218 www.alsglobal.com

To: **SILVER RANGE RESOURCES LTD.**
C/O ARCHER, CATHRO & ASSOCIATES (1981) LIMITED
1016-510 W HASTINGS ST
VANCOUVER BC V6B 1L8

Finalized Date: 13-SEP-2012
Account: RANSIL

Project: KEG-Northwest

CERTIFICATE OF ANALYSIS WH12195451

Sample Description	Method	ME-MS41	ME-MS41	ME-MS41	ME-MS41	ME-MS41	ME-MS41	ME-MS41	ME-MS41	ME-MS41	ME-MS41	ME-MS41	ME-MS41	ME-MS41	ME-MS41	ME-MS41
	Analyte	Nb	Ni	P	Pb	Rb	Re	S	Sb	Sc	Se	Sn	Sr	Ta	Te	Th
	Units	ppm	ppm	ppm	ppm	ppm	ppm	%	ppm	ppm	ppm	ppm	ppm	ppm	ppm	ppm
	LOR	0.05	0.2	10	0.2	0.1	0.001	0.01	0.05	0.1	0.2	0.2	0.2	0.01	0.01	0.2
ZZ40441		0.94	37.8	1620	16.0	14.1	0.001	0.04	2.44	3.5	1.7	0.6	38.0	<0.01	0.07	3.9
ZZ40442		0.69	31.7	1180	20.9	12.8	0.001	0.04	2.17	2.6	1.8	0.7	23.3	<0.01	0.07	1.9
ZZ40443		0.56	44.1	1370	24.3	17.4	0.001	0.03	3.74	3.8	2.1	0.9	42.2	<0.01	0.09	2.0
ZZ40444		0.28	13.4	850	12.6	11.3	<0.001	0.05	0.84	0.6	0.9	0.6	11.6	<0.01	0.04	0.2
ZZ40445		0.42	23.4	1080	16.6	13.2	<0.001	0.04	2.21	1.4	1.1	0.8	17.6	<0.01	0.05	0.7
ZZ40446		0.13	11.2	980	7.2	11.4	0.001	0.06	0.92	0.3	0.9	0.6	14.8	<0.01	0.03	<0.2
ZZ40447		0.47	18.9	1010	13.6	16.2	<0.001	0.05	1.08	1.0	1.2	0.8	14.3	<0.01	0.02	0.4
ZZ40448		0.22	17.1	1230	15.5	21.8	0.001	0.08	1.91	0.3	1.5	1.1	15.6	<0.01	0.08	<0.2
ZZ40449		0.37	25.0	1350	11.2	10.5	0.004	0.06	1.83	3.1	1.9	0.7	51.4	<0.01	0.04	3.4
ZZ40450		0.50	11.0	430	10.1	9.2	<0.001	0.03	1.18	0.8	0.9	1.0	9.2	<0.01	0.05	0.2

***** See Appendix Page for comments regarding this certificate *****

ALS Canada Ltd.
2103 Dollarton Hwy
North Vancouver BC V7H 0A7
Phone: 604 984 0221 Fax: 604 984 0218 www.alsglobal.com

To: **SILVER RANGE RESOURCES LTD.**
C/O ARCHER, CATHRO & ASSOCIATES (1981) LIMITED
1016- 510 W HASTINGS ST
VANCOUVER BC V6B 1L8

Finalized Date: 13- SEP- 2012
Account: RANSIL

Project: KEG- Northwest

CERTIFICATE OF ANALYSIS WH12195451

Sample Description	Method	ME-MS41	ME-MS41	ME-MS41	ME-MS41	ME-MS41	ME-MS41	ME-MS41	ME-MS41
	Analyte	Ti	Tl	U	V	W	Y	Zn	Zr
	Units	%	ppm	ppm	ppm	ppm	ppm	ppm	ppm
	LOR	0.005	0.02	0.05	1	0.05	0.05	2	0.5
ZZ40441		0.035	0.27	1.88	79	0.32	8.80	156	1.9
ZZ40442		0.019	0.30	1.35	64	1.06	9.20	161	1.0
ZZ40443		0.016	0.37	1.57	82	0.20	12.45	239	0.5
ZZ40444		0.020	0.21	1.03	52	0.24	3.74	69	<0.5
ZZ40445		0.025	0.26	1.14	73	0.23	5.40	147	<0.5
ZZ40446		0.016	0.19	0.81	51	0.18	3.64	67	<0.5
ZZ40447		0.025	0.24	1.25	59	0.33	5.12	106	<0.5
ZZ40448		0.009	0.32	1.48	76	0.20	6.93	113	<0.5
ZZ40449		0.017	0.22	1.52	73	0.19	11.65	115	0.9
ZZ40450		0.026	0.21	0.57	66	0.57	2.44	64	<0.5

***** See Appendix Page for comments regarding this certificate *****

ALS Canada Ltd.
2103 Dollarton Hwy
North Vancouver BC V7H 0A7
Phone: 604 984 0221 Fax: 604 984 0218 www.alsglobal.com

To: **SILVER RANGE RESOURCES LTD.**
C/O ARCHER, CATHRO & ASSOCIATES (1981) LIMITED
1016- 510 W HASTINGS ST
VANCOUVER BC V6B 1L8

Finalized Date: 13- SEP- 2012
Account: RANSIL

Project: KEG- Northwest

CERTIFICATE OF ANALYSIS WH12195451

Method	CERTIFICATE COMMENTS
ME- MS41	Gold determinations by this method are semi- quantitative due to the small sample weight used (0.5g).

ALS Canada Ltd.

2103 Dollarton Hwy
North Vancouver BC V7H 0A7
Phone: 604 984 0221 Fax: 604 984 0218 www.alsglobal.com

To: **SILVER RANGE RESOURCES LTD.**
C/O ARCHER, CATHRO & ASSOCIATES (1981) LIMITED
1016-510 W HASTINGS ST
VANCOUVER BC V6B 1L8

Finalized Date: 11-SEP-2012
Account: RANSIL

CERTIFICATE WH12195452

Project: KEG-Northwest

P.O. No.:

This report is for 210 Soil samples submitted to our lab in Whitehorse, YT, Canada on 20-AUG-2012.

The following have access to data associated with this certificate:

MATT DUMALA	JOAN MARIACHER	HEATHER SMITH

SAMPLE PREPARATION

ALS CODE	DESCRIPTION
WEI-21	Received Sample Weight
LOG-22	Sample login - Rcd w/o BarCode
SCR-41	Screen to -180um and save both

ANALYTICAL PROCEDURES

ALS CODE	DESCRIPTION	INSTRUMENT
Au-ICP21	Au 30g FA ICP-AES Finish	ICP-AES
ME-MS41	51 anal. aqua regia ICPMS	

To: **SILVER RANGE RESOURCES LTD.**
ATTN: JOAN MARIACHER
C/O ARCHER, CATHRO & ASSOCIATES (1981) LIMITED
1016-510 W HASTINGS ST
VANCOUVER BC V6B 1L8

This is the Final Report and supersedes any preliminary report with this certificate number. Results apply to samples as submitted. All pages of this report have been checked and approved for release.

***** See Appendix Page for comments regarding this certificate *****

Signature:

Colin Ramshaw, Vancouver Laboratory Manager

ALS Canada Ltd.
2103 Dollarton Hwy
North Vancouver BC V7H 0A7
Phone: 604 984 0221 Fax: 604 984 0218 www.alsglobal.com

To: **SILVER RANGE RESOURCES LTD.**
C/O ARCHER, CATHRO & ASSOCIATES (1981) LIMITED
1016-510 W HASTINGS ST
VANCOUVER BC V6B 1L8

Finalized Date: 11-SEP-2012
Account: RANSIL

Project: KEG-Northwest

CERTIFICATE OF ANALYSIS WH12195452

Sample Description	Method	WEI-21	Au-ICP21	ME-MS41	ME-MS41	ME-MS41	ME-MS41	ME-MS41	ME-MS41	ME-MS41	ME-MS41	ME-MS41	ME-MS41	ME-MS41	ME-MS41	ME-MS41
	Analyte	Recvd Wt.	Au	Ag	Al	As	Au	B	Ba	Be	Bi	Ca	Cd	Ce	Co	Cr
	Units	kg	ppm	ppm	%	ppm	ppm	ppm	ppm	ppm	ppm	%	ppm	ppm	ppm	ppm
	LOR	0.02	0.001	0.01	0.01	0.1	0.2	10	10	0.05	0.01	0.01	0.01	0.02	0.1	1
ZZ40293		0.30	0.004	0.39	1.32	38.9	<0.2	<10	380	0.49	0.40	0.54	0.49	26.2	5.7	24
ZZ40294		0.25	0.002	0.26	1.16	77.8	<0.2	<10	330	0.48	0.46	0.58	1.18	24.4	8.4	23
ZZ40295		0.30	0.002	0.50	1.24	55.5	<0.2	<10	340	0.69	0.45	0.42	0.80	29.3	6.4	22
ZZ40296		0.24	0.005	0.72	1.54	37.0	<0.2	<10	410	0.71	0.37	0.57	1.38	30.4	5.6	32
ZZ40297		0.36	0.007	1.03	1.78	52.5	<0.2	<10	490	0.82	0.47	0.71	3.93	23.1	7.4	33
ZZ40298		0.31	0.002	0.35	1.40	45.8	<0.2	<10	380	0.58	0.32	0.55	0.80	27.4	7.7	27
ZZ40299		0.27	0.001	0.53	1.24	22.2	<0.2	<10	190	0.57	0.34	0.32	0.72	19.20	5.1	20
ZZ40300		0.26	0.002	0.53	1.87	28.9	<0.2	<10	140	0.44	0.37	0.09	0.29	20.0	3.4	33
ZZ40301		0.20	0.001	0.23	1.29	42.4	<0.2	<10	180	0.44	0.45	0.25	0.50	19.70	5.2	24
ZZ40302		0.22	0.001	0.56	1.25	30.3	<0.2	<10	310	0.46	0.33	0.61	0.65	19.35	7.3	25
ZZ40303		0.12	0.001	0.41	0.66	12.7	<0.2	<10	280	0.44	0.11	0.28	0.75	11.15	5.8	9
ZZ40304		0.10	0.003	0.41	1.17	44.9	<0.2	<10	280	0.45	0.42	0.46	0.84	19.00	10.3	21
ZZ40305		0.22	0.004	0.57	1.37	119.0	<0.2	<10	360	0.64	0.81	0.52	1.33	25.3	7.4	26
ZZ40306		0.20	0.002	0.57	1.27	103.5	<0.2	<10	410	0.64	0.85	0.71	1.79	24.6	7.1	25
ZZ40307		0.18	0.005	0.73	1.40	131.5	<0.2	<10	440	0.82	1.13	0.71	3.85	26.1	7.2	25
ZZ40308		0.34	0.003	0.77	1.46	65.5	<0.2	<10	320	0.77	0.34	0.52	1.65	21.5	6.7	25
ZZ40309		0.36	<0.001	0.93	1.48	29.3	<0.2	<10	230	0.81	0.24	0.60	1.99	20.3	8.0	23
ZZ40310		0.33	0.002	1.20	2.04	55.6	<0.2	<10	540	1.15	0.41	0.74	1.82	29.3	10.4	38
ZZ40311		0.20	0.004	0.59	0.97	33.8	<0.2	<10	320	0.46	0.28	0.75	0.94	15.55	8.8	16
ZZ40312		0.24	0.002	0.30	2.14	60.0	<0.2	<10	220	0.57	0.40	0.16	0.48	17.70	5.2	43
ZZ40313		0.36	0.007	0.48	1.84	102.5	<0.2	<10	460	0.77	1.12	0.86	1.63	20.7	4.8	32
ZZ40314		0.34	0.002	0.37	1.37	176.5	<0.2	<10	280	0.74	0.91	0.76	0.96	17.00	5.6	26
ZZ40315		0.24	0.003	0.99	1.71	81.9	<0.2	<10	350	0.68	0.58	0.52	1.27	13.80	4.0	21
ZZ40316		0.32	0.003	0.37	1.88	128.0	<0.2	<10	350	1.15	1.03	1.14	1.33	22.5	6.5	36
ZZ40317		0.24	0.002	0.79	1.76	228	<0.2	<10	320	0.84	0.85	0.73	1.49	19.55	7.4	28
ZZ40318		0.26	0.006	0.46	1.92	156.0	<0.2	<10	150	0.49	4.29	0.26	0.87	16.35	2.5	44
ZZ40319		0.20	0.003	0.60	1.89	35.0	<0.2	<10	270	1.34	0.35	1.27	1.62	23.2	5.9	36
ZZ40320		0.25	0.005	0.37	1.53	16.3	<0.2	<10	250	1.33	0.35	1.03	1.83	22.3	5.0	34
ZZ40321		0.27	0.008	1.06	3.06	17.5	<0.2	<10	320	2.21	0.55	1.76	2.60	24.7	13.2	41
ZZ40322		0.18	<0.001	0.46	1.39	25.9	<0.2	<10	210	0.67	0.43	0.58	1.78	17.65	4.3	18
ZZ40323		0.34	0.003	0.77	1.69	17.6	<0.2	<10	260	0.70	0.73	0.50	1.01	19.15	5.4	27
ZZ40324		0.40	0.005	0.50	1.48	19.9	<0.2	<10	290	0.74	0.82	0.62	2.54	23.3	5.8	29
ZZ40325		0.39	0.001	0.21	0.96	16.6	<0.2	<10	270	0.41	0.48	0.56	0.99	20.1	6.5	22
ZZ40326		0.28	<0.001	0.54	1.17	14.1	<0.2	<10	350	0.69	0.40	0.97	1.17	23.5	5.0	25
ZZ40327		0.37	0.002	0.26	1.00	12.7	<0.2	<10	310	0.46	0.53	0.44	0.38	25.0	4.5	19
ZZ40328		0.21	0.001	0.33	1.10	8.2	<0.2	<10	230	0.43	0.21	0.45	0.47	16.10	5.3	19
ZZ40329		0.11	0.002	0.61	1.65	14.2	<0.2	<10	280	0.54	0.28	0.44	1.65	19.40	3.4	19
ZZ40330		0.24	0.002	0.19	1.07	7.3	<0.2	<10	250	0.38	0.21	0.25	0.20	20.6	3.3	17
ZZ40331		0.23	<0.001	0.15	0.79	11.1	<0.2	<10	220	0.42	0.16	0.23	0.22	18.70	4.6	13
ZZ40332		0.23	0.001	0.10	0.69	12.2	<0.2	<10	200	0.24	0.16	0.33	0.25	16.85	3.6	13

***** See Appendix Page for comments regarding this certificate *****

ALS Canada Ltd.
2103 Dollarton Hwy
North Vancouver BC V7H 0A7
Phone: 604 984 0221 Fax: 604 984 0218 www.alsglobal.com

To: **SILVER RANGE RESOURCES LTD.**
C/O ARCHER, CATHRO & ASSOCIATES (1981) LIMITED
1016-510 W HASTINGS ST
VANCOUVER BC V6B 1L8

Finalized Date: 11-SEP-2012
Account: RANSIL

Project: KEG-Northwest

CERTIFICATE OF ANALYSIS WH12195452

Sample Description	Method	ME-MS41	ME-MS41	ME-MS41	ME-MS41	ME-MS41	ME-MS41	ME-MS41	ME-MS41	ME-MS41	ME-MS41	ME-MS41	ME-MS41	ME-MS41	ME-MS41	ME-MS41
	Analyte	Cs	Cu	Fe	Ga	Ge	Hf	Hg	In	K	La	Li	Mg	Mn	Mo	Na
	Units	ppm	ppm	%	ppm	ppm	ppm	ppm	ppm	%	ppm	ppm	%	ppm	ppm	%
	LOR	0.05	0.2	0.01	0.05	0.05	0.02	0.01	0.005	0.01	0.2	0.1	0.01	5	0.05	0.01
ZZ40293		2.37	22.4	1.70	4.52	0.06	0.02	0.06	0.028	0.06	13.6	19.0	0.48	154	2.37	0.01
ZZ40294		2.01	23.8	2.49	3.78	0.08	0.05	0.05	0.029	0.06	12.7	19.1	0.55	367	6.28	0.01
ZZ40295		2.18	23.5	1.79	4.10	0.06	0.03	0.05	0.034	0.07	14.3	19.1	0.43	240	1.93	0.01
ZZ40296		2.65	59.6	2.16	4.87	0.07	0.06	0.20	0.032	0.07	16.6	20.0	0.57	209	2.35	0.02
ZZ40297		3.37	73.3	2.26	5.40	0.09	0.06	0.13	0.061	0.08	13.9	21.4	0.65	385	6.73	0.02
ZZ40298		2.38	20.1	1.89	4.86	0.07	0.04	0.05	0.026	0.06	13.4	22.0	0.62	332	2.28	0.01
ZZ40299		3.07	37.3	1.34	4.46	0.06	0.02	0.05	0.027	0.06	9.4	15.1	0.35	217	6.02	0.02
ZZ40300		2.18	19.1	2.07	9.28	0.06	0.04	0.06	0.022	0.04	9.6	14.5	0.32	160	4.85	0.01
ZZ40301		2.50	22.3	2.04	6.70	0.06	0.02	0.04	0.027	0.05	9.8	17.3	0.38	163	3.10	0.01
ZZ40302		2.13	24.1	1.64	4.27	0.06	0.04	0.08	0.023	0.06	10.1	20.6	0.54	233	3.25	0.02
ZZ40303		0.92	28.9	0.85	2.11	0.05	0.03	0.05	0.009	0.02	5.6	4.6	0.15	322	4.77	0.03
ZZ40304		2.35	22.8	1.66	4.25	0.06	0.02	0.06	0.027	0.05	9.9	15.7	0.37	214	8.80	0.02
ZZ40305		2.94	46.1	2.04	4.70	0.08	0.04	0.06	0.049	0.06	13.4	21.6	0.46	228	7.15	0.02
ZZ40306		2.34	35.3	1.80	4.21	0.08	0.06	0.07	0.050	0.05	12.7	20.6	0.48	167	2.95	0.02
ZZ40307		2.50	65.6	2.12	4.04	0.09	0.07	0.08	0.064	0.06	14.5	21.6	0.52	249	6.44	0.03
ZZ40308		2.18	34.9	1.90	3.89	0.08	0.05	0.07	0.030	0.08	10.7	18.8	0.54	262	3.47	0.02
ZZ40309		1.93	28.9	1.42	4.37	0.06	0.02	0.07	0.023	0.06	10.3	19.4	0.47	503	3.28	0.03
ZZ40310		2.95	62.5	2.20	6.07	0.09	0.06	0.15	0.033	0.07	17.6	29.3	0.74	510	5.83	0.03
ZZ40311		1.44	28.1	1.33	3.52	<0.05	0.02	0.06	0.016	0.04	7.9	11.0	0.25	934	6.59	0.03
ZZ40312		2.36	23.2	2.18	8.12	0.06	0.05	0.08	0.026	0.04	8.3	28.1	0.68	208	4.24	0.01
ZZ40313		3.35	48.6	1.48	5.92	0.07	0.06	0.05	0.064	0.06	12.1	27.5	0.53	155	3.21	0.02
ZZ40314		2.36	60.5	1.62	4.82	0.07	0.04	0.02	0.041	0.05	9.7	22.4	0.44	120	5.17	0.01
ZZ40315		2.69	51.8	1.45	5.57	<0.05	0.03	0.06	0.034	0.04	8.1	16.6	0.32	134	2.57	0.02
ZZ40316		2.80	88.6	2.25	6.20	0.10	0.04	0.02	0.052	0.07	13.2	23.5	0.58	186	6.26	0.02
ZZ40317		3.01	61.2	1.96	5.76	0.07	0.07	0.07	0.044	0.05	10.7	21.3	0.46	184	2.68	0.02
ZZ40318		4.43	35.7	2.93	9.92	0.08	0.02	0.08	0.083	0.06	9.1	18.5	0.35	121	3.56	0.01
ZZ40319		2.79	115.5	2.41	6.24	0.11	0.03	0.02	0.038	0.09	13.7	21.0	0.55	124	7.92	0.02
ZZ40320		2.42	121.0	2.08	5.25	0.10	0.06	0.03	0.037	0.08	13.3	22.1	0.51	124	6.30	0.01
ZZ40321		4.73	258	3.20	8.90	0.15	0.06	0.03	0.068	0.12	15.2	28.4	0.66	314	11.00	0.02
ZZ40322		2.54	48.6	1.23	4.26	0.05	0.03	0.05	0.023	0.04	10.5	15.8	0.28	180	1.49	0.02
ZZ40323		3.39	78.9	1.81	5.59	0.06	0.04	0.05	0.032	0.04	10.9	19.0	0.41	150	12.65	0.01
ZZ40324		2.87	67.6	1.79	4.63	0.06	0.05	0.04	0.036	0.06	12.9	18.4	0.49	210	9.85	0.01
ZZ40325		2.83	17.0	1.27	4.15	0.05	0.02	0.04	0.019	0.04	8.9	12.7	0.35	401	2.59	0.01
ZZ40326		1.94	30.8	1.39	4.19	0.06	0.05	0.11	0.022	0.04	12.2	16.8	0.33	248	2.01	0.02
ZZ40327		1.57	16.2	1.34	3.00	0.05	0.05	0.04	0.018	0.03	13.3	12.3	0.37	118	0.67	0.01
ZZ40328		1.67	22.6	1.49	3.81	0.05	0.03	0.05	0.022	0.04	8.7	11.8	0.32	180	1.50	0.02
ZZ40329		2.40	48.3	1.63	5.24	0.05	0.03	0.11	0.028	0.05	11.3	13.7	0.32	82	1.04	0.02
ZZ40330		1.78	13.3	0.99	3.54	<0.05	0.02	0.03	0.019	0.04	10.9	12.6	0.32	79	0.66	0.01
ZZ40331		1.45	11.4	1.14	2.57	<0.05	0.03	0.02	0.014	0.03	9.3	10.4	0.23	175	0.81	0.01
ZZ40332		1.16	12.1	1.10	2.46	<0.05	0.03	0.04	0.015	0.03	8.9	10.2	0.24	143	0.90	0.01

***** See Appendix Page for comments regarding this certificate *****

ALS Canada Ltd.
2103 Dollarton Hwy
North Vancouver BC V7H 0A7
Phone: 604 984 0221 Fax: 604 984 0218 www.alsglobal.com

To: **SILVER RANGE RESOURCES LTD.**
C/O ARCHER, CATHRO & ASSOCIATES (1981) LIMITED
1016-510 W HASTINGS ST
VANCOUVER BC V6B 1L8

Finalized Date: 11-SEP-2012
Account: RANSIL

Project: KEG-Northwest

CERTIFICATE OF ANALYSIS WH12195452

Sample Description	Method	ME-MS41	ME-MS41	ME-MS41	ME-MS41	ME-MS41	ME-MS41	ME-MS41	ME-MS41	ME-MS41	ME-MS41	ME-MS41	ME-MS41	ME-MS41	ME-MS41	ME-MS41
	Analyte	Nb	Ni	P	Pb	Rb	Re	S	Sb	Sc	Se	Sn	Sr	Ta	Te	Th
	Units	ppm	ppm	ppm	ppm	ppm	ppm	%	ppm	ppm	ppm	ppm	ppm	ppm	ppm	ppm
	LOR	0.05	0.2	10	0.2	0.1	0.001	0.01	0.05	0.1	0.2	0.2	0.2	0.01	0.01	0.2
ZZ40293		1.08	24.7	840	25.9	13.1	0.001	0.02	2.29	2.9	1.3	1.4	30.1	<0.01	0.04	2.5
ZZ40294		1.18	20.4	1190	33.2	10.1	0.004	0.04	3.75	2.9	2.9	1.9	37.4	<0.01	0.04	3.1
ZZ40295		1.21	25.0	860	31.8	11.6	0.001	0.02	2.07	3.1	1.0	1.9	28.4	<0.01	0.04	3.0
ZZ40296		1.26	27.2	780	22.5	16.6	0.002	0.04	3.69	4.7	2.6	1.5	27.4	<0.01	0.04	3.9
ZZ40297		0.73	42.8	1450	34.6	18.7	0.004	0.06	150.0	3.7	2.7	1.7	40.8	<0.01	0.06	1.6
ZZ40298		1.09	24.4	1020	18.2	13.4	0.001	0.03	2.81	3.1	1.2	1.0	33.2	<0.01	0.04	2.7
ZZ40299		0.50	22.9	1060	15.9	22.1	0.005	0.05	3.05	1.7	2.4	0.9	24.3	<0.01	0.03	0.5
ZZ40300		2.51	17.8	640	16.2	6.5	<0.001	0.04	2.26	2.9	1.8	1.8	10.0	0.03	0.07	2.0
ZZ40301		1.30	25.4	760	20.0	11.1	<0.001	0.04	3.04	2.3	1.2	1.2	25.4	<0.01	0.06	1.6
ZZ40302		0.78	26.2	1110	18.3	13.2	0.001	0.04	3.83	2.8	1.4	1.0	34.9	<0.01	0.04	1.9
ZZ40303		0.38	30.7	760	6.0	5.4	0.008	0.09	2.04	1.2	3.4	0.3	16.5	<0.01	0.02	0.4
ZZ40304		0.82	19.2	840	11.9	12.9	0.004	0.07	2.23	2.7	2.7	0.6	29.4	<0.01	0.04	1.9
ZZ40305		0.92	35.1	880	19.6	12.4	0.004	0.04	5.07	3.7	2.7	2.1	39.6	<0.01	0.07	3.9
ZZ40306		0.95	30.7	970	21.1	12.1	0.002	0.05	5.74	3.6	3.1	1.0	39.5	<0.01	0.06	3.7
ZZ40307		0.92	40.2	1160	21.0	12.3	0.003	0.07	5.74	4.0	5.0	1.0	40.7	<0.01	0.08	3.6
ZZ40308		0.80	42.1	1380	27.6	11.3	0.001	0.04	7.01	3.2	1.8	0.9	37.3	<0.01	0.06	2.7
ZZ40309		0.62	27.5	1060	16.8	11.1	0.001	0.05	2.71	2.2	1.5	0.7	28.9	<0.01	0.04	0.7
ZZ40310		1.00	42.6	1460	19.3	14.5	0.002	0.05	4.23	4.9	2.2	1.1	46.7	0.01	0.06	2.6
ZZ40311		0.56	17.8	820	9.9	8.6	0.002	0.05	2.23	1.7	1.4	0.7	35.2	<0.01	0.04	0.7
ZZ40312		1.81	26.3	880	20.9	8.6	0.001	0.05	3.73	3.2	2.0	1.5	19.2	0.01	0.07	2.1
ZZ40313		0.94	33.8	2350	12.7	12.2	0.003	0.05	2.12	3.0	1.5	1.4	73.2	<0.01	0.06	3.1
ZZ40314		0.99	33.0	2620	8.8	9.0	0.001	0.03	2.59	2.2	1.5	0.8	72.3	<0.01	0.07	3.0
ZZ40315		0.48	29.7	1990	8.1	9.9	0.003	0.07	1.22	1.1	1.5	0.6	52.7	<0.01	0.04	0.5
ZZ40316		1.19	44.0	4220	12.5	8.5	0.001	0.05	3.07	2.9	3.1	0.9	104.0	<0.01	0.08	3.8
ZZ40317		0.86	31.8	2070	13.2	11.9	0.002	0.05	2.33	2.6	2.1	0.8	57.3	<0.01	0.07	2.2
ZZ40318		1.53	19.5	5310	10.3	13.8	0.001	0.07	1.29	1.3	2.9	0.7	27.0	<0.01	0.14	0.4
ZZ40319		1.09	42.7	5490	12.5	10.3	0.002	0.06	3.39	3.0	3.6	0.6	130.5	<0.01	0.07	3.7
ZZ40320		0.80	45.8	4130	10.1	9.0	0.001	0.05	3.08	3.5	3.8	0.5	109.0	<0.01	0.06	5.0
ZZ40321		1.41	80.4	8080	14.1	15.1	0.002	0.07	3.55	3.1	5.2	0.6	195.0	<0.01	0.10	5.5
ZZ40322		0.45	24.9	1700	6.9	7.4	0.001	0.06	1.19	1.1	1.2	0.3	38.7	<0.01	0.04	0.4
ZZ40323		0.72	42.9	1610	9.0	8.4	0.001	0.04	1.88	2.5	2.7	0.5	44.2	<0.01	0.05	2.1
ZZ40324		0.70	40.1	1500	9.8	10.9	0.001	0.03	2.16	3.0	1.7	0.5	50.1	<0.01	0.05	3.5
ZZ40325		0.71	21.8	700	9.1	8.9	0.001	0.03	1.54	2.1	0.8	0.5	30.1	<0.01	0.04	1.8
ZZ40326		0.75	24.2	700	11.1	7.5	0.002	0.08	1.77	2.6	2.8	0.5	35.3	<0.01	0.04	1.8
ZZ40327		0.71	15.7	530	8.3	5.9	<0.001	0.01	1.32	2.8	0.6	0.5	21.4	<0.01	0.03	3.9
ZZ40328		0.65	16.7	690	7.5	8.4	0.001	0.04	0.95	2.1	1.1	0.4	25.2	<0.01	0.03	1.2
ZZ40329		0.73	26.7	810	11.4	7.1	0.002	0.05	0.93	2.5	1.6	0.5	24.7	<0.01	0.03	1.2
ZZ40330		0.75	15.1	400	9.4	6.4	<0.001	0.02	0.89	2.1	0.6	0.5	16.2	<0.01	0.02	1.9
ZZ40331		0.65	15.1	440	7.4	6.0	<0.001	0.02	1.02	1.8	0.7	0.3	14.9	<0.01	0.02	2.0
ZZ40332		0.66	15.8	540	6.9	4.9	<0.001	0.02	1.15	1.6	0.5	0.3	16.4	<0.01	0.03	2.0

***** See Appendix Page for comments regarding this certificate *****

ALS Canada Ltd.
2103 Dollarton Hwy
North Vancouver BC V7H 0A7
Phone: 604 984 0221 Fax: 604 984 0218 www.alsglobal.com

To: **SILVER RANGE RESOURCES LTD.**
C/O ARCHER, CATHRO & ASSOCIATES (1981) LIMITED
1016-510 W HASTINGS ST
VANCOUVER BC V6B 1L8

Finalized Date: 11-SEP-2012
Account: RANSIL

Project: KEG-Northwest

CERTIFICATE OF ANALYSIS WH12195452

Sample Description	Method	ME-MS41	ME-MS41	ME-MS41	ME-MS41	ME-MS41	ME-MS41	ME-MS41	ME-MS41
	Analyte	Ti	Tl	U	V	W	Y	Zn	Zr
	Units	%	ppm	ppm	ppm	ppm	ppm	ppm	ppm
	LOR	0.005	0.02	0.05	1	0.05	0.05	2	0.5
ZZ40293		0.037	0.21	1.19	50	0.35	6.86	106	<0.5
ZZ40294		0.042	0.17	1.95	56	2.90	8.34	143	1.5
ZZ40295		0.042	0.21	1.13	51	0.60	8.80	96	0.8
ZZ40296		0.044	0.33	3.62	59	0.28	15.25	140	1.7
ZZ40297		0.030	0.25	3.00	70	0.47	15.15	220	1.5
ZZ40298		0.038	0.21	1.24	56	0.26	7.62	117	1.3
ZZ40299		0.027	0.20	1.59	47	0.24	6.93	129	<0.5
ZZ40300		0.083	0.21	0.97	119	0.33	5.02	109	1.4
ZZ40301		0.044	0.20	0.90	72	0.38	4.91	127	0.6
ZZ40302		0.031	0.23	1.21	59	0.24	7.16	153	1.3
ZZ40303		0.021	0.13	1.42	21	0.09	6.50	53	1.0
ZZ40304		0.031	0.22	1.62	52	0.41	5.46	99	0.7
ZZ40305		0.033	0.26	2.35	71	1.04	9.73	187	1.6
ZZ40306		0.030	0.22	2.39	63	1.09	9.92	199	2.0
ZZ40307		0.028	0.25	2.61	70	0.58	14.80	254	2.6
ZZ40308		0.031	0.21	1.53	58	0.52	10.20	199	1.5
ZZ40309		0.029	0.19	1.65	52	0.22	10.55	162	0.5
ZZ40310		0.038	0.31	3.49	85	0.37	19.50	175	1.5
ZZ40311		0.024	0.17	1.88	42	0.36	5.71	88	0.5
ZZ40312		0.053	0.23	1.29	110	0.38	5.59	94	1.7
ZZ40313		0.033	0.22	3.10	93	2.86	9.89	257	1.7
ZZ40314		0.033	0.17	2.35	91	3.65	8.11	214	1.7
ZZ40315		0.020	0.21	2.59	68	0.62	6.13	209	0.6
ZZ40316		0.046	0.23	4.06	169	2.72	11.95	278	1.7
ZZ40317		0.031	0.24	3.45	105	1.44	8.25	244	2.2
ZZ40318		0.040	0.16	1.64	156	12.25	4.89	177	0.7
ZZ40319		0.052	0.26	6.67	173	0.57	14.70	283	1.1
ZZ40320		0.042	0.24	7.21	149	0.44	16.30	296	4.0
ZZ40321		0.049	0.35	8.45	223	0.62	17.05	576	2.5
ZZ40322		0.022	0.17	3.32	62	0.31	11.45	212	0.6
ZZ40323		0.021	0.28	4.05	94	0.54	7.75	327	1.0
ZZ40324		0.022	0.21	2.67	94	0.48	10.50	338	1.5
ZZ40325		0.023	0.17	1.39	70	0.28	4.86	122	0.6
ZZ40326		0.025	0.16	4.65	85	0.41	11.80	95	1.6
ZZ40327		0.026	0.11	0.74	41	0.33	9.54	66	1.8
ZZ40328		0.026	0.12	1.23	41	0.22	5.15	78	0.8
ZZ40329		0.021	0.22	1.62	45	2.80	8.76	212	0.7
ZZ40330		0.022	0.14	0.89	33	0.32	5.24	60	0.6
ZZ40331		0.021	0.11	1.12	32	0.15	5.18	57	0.9
ZZ40332		0.020	0.09	0.62	33	0.19	4.32	58	0.8

***** See Appendix Page for comments regarding this certificate *****

ALS Canada Ltd.
2103 Dollarton Hwy
North Vancouver BC V7H 0A7
Phone: 604 984 0221 Fax: 604 984 0218 www.alsglobal.com

To: **SILVER RANGE RESOURCES LTD.**
C/O ARCHER, CATHRO & ASSOCIATES (1981) LIMITED
1016-510 W HASTINGS ST
VANCOUVER BC V6B 1L8

Finalized Date: 11-SEP-2012
Account: RANSIL

Project: KEG-Northwest

CERTIFICATE OF ANALYSIS WH12195452

Sample Description	Method	WEI-21	Au-ICP21	ME-MS41	ME-MS41	ME-MS41	ME-MS41	ME-MS41	ME-MS41	ME-MS41	ME-MS41	ME-MS41	ME-MS41	ME-MS41	ME-MS41	ME-MS41
	Analyte	Recvd Wt.	Au	Ag	Al	As	Au	B	Ba	Be	Bi	Ca	Cd	Ce	Co	Cr
	Units	kg	ppm	ppm	%	ppm	ppm	ppm	ppm	ppm	ppm	%	ppm	ppm	ppm	ppm
	LOR	0.02	0.001	0.01	0.01	0.1	0.2	10	10	0.05	0.01	0.01	0.01	0.02	0.1	1
ZZ40333		0.15	0.007	0.49	1.15	11.8	<0.2	<10	580	0.68	0.22	0.89	0.62	21.0	5.0	22
ZZ40334		0.22	<0.001	0.27	1.07	15.8	<0.2	<10	430	0.47	0.21	0.95	0.75	17.90	5.3	17
ZZ40335		0.35	0.002	0.25	0.89	12.0	<0.2	<10	370	0.38	0.17	0.39	0.37	18.50	4.3	16
ZZ40336		0.25	0.003	0.55	1.38	20.7	<0.2	<10	480	0.65	0.25	1.06	0.65	24.5	8.9	22
ZZ40337		0.26	0.002	0.31	0.91	8.6	<0.2	<10	400	0.35	0.17	0.47	0.30	17.25	2.9	14
ZZ40338		0.29	0.001	0.28	0.80	10.8	<0.2	<10	370	0.45	0.21	0.46	0.32	26.3	4.2	16
ZZ40339		0.14	0.003	0.46	1.09	42.1	<0.2	<10	460	0.59	0.15	1.34	0.54	21.5	4.1	11
ZZ40340		0.22	0.003	0.45	1.28	16.4	<0.2	<10	410	0.69	0.21	0.71	0.52	25.6	2.8	19
ZZ40341		0.25	0.002	0.20	0.69	16.0	<0.2	<10	310	0.20	0.15	0.43	0.18	18.15	4.1	15
ZZ40342		0.24	0.004	0.25	0.64	6.8	<0.2	<10	300	0.41	0.18	0.55	0.54	21.7	3.9	15
ZZ40343		0.20	<0.001	0.30	1.05	21.7	<0.2	<10	400	0.42	0.12	1.21	1.16	13.00	4.2	9
ZZ40344		0.32	<0.001	0.19	0.62	5.8	<0.2	<10	280	0.31	0.11	0.28	0.23	15.85	3.1	10
ZZ40345		0.26	<0.001	0.21	0.79	6.1	<0.2	<10	290	0.36	0.12	0.41	0.23	15.75	2.0	16
ZZ40346		0.34	0.001	0.67	1.09	11.6	<0.2	<10	380	0.90	0.20	0.58	0.45	37.4	4.2	17
ZZ40347		0.35	0.006	0.11	0.71	9.0	<0.2	<10	210	0.23	0.17	0.22	0.19	17.20	3.5	13
ZZ40348		0.18	0.002	0.40	0.97	6.2	<0.2	<10	240	0.38	0.12	0.71	0.37	11.95	2.2	7
ZZ40349		0.28	0.001	0.33	0.77	6.1	<0.2	<10	540	0.43	0.15	0.70	0.72	22.8	8.1	11
ZZ40350		0.19	0.002	0.26	0.67	3.5	<0.2	<10	500	0.40	0.12	0.70	0.81	20.6	2.3	10
ZZ40351		0.22	<0.001	0.33	0.82	6.1	<0.2	<10	290	0.24	0.14	0.32	0.25	19.45	2.6	13
ZZ40352		0.26	0.001	0.20	0.75	7.8	<0.2	<10	290	0.33	0.16	0.37	0.20	16.60	3.7	11
ZZ40353		0.27	0.002	0.45	1.03	15.8	<0.2	<10	300	0.44	0.25	0.78	0.33	19.75	5.6	14
ZZ40354		0.29	0.002	0.22	0.64	5.1	<0.2	<10	280	0.28	0.12	0.59	0.42	16.65	4.4	8
ZZ40355		0.14	<0.001	0.26	0.47	6.9	<0.2	<10	160	0.23	0.11	0.99	0.32	10.45	3.5	6
ZZ40356		0.34	<0.001	0.19	1.02	10.0	<0.2	<10	270	0.24	0.24	0.61	0.16	15.70	4.6	15
ZZ40357		0.16	<0.001	0.14	0.67	3.8	<0.2	<10	220	0.21	0.11	1.16	0.52	11.40	2.7	7
ZZ40358		0.26	0.001	0.15	1.00	8.0	<0.2	<10	270	0.43	0.20	0.50	0.53	19.30	3.2	13
ZZ40359		0.24	0.001	0.23	1.34	11.9	<0.2	<10	330	0.36	0.33	0.75	0.92	17.45	5.8	17
ZZ40360		0.21	0.002	0.15	1.09	10.4	<0.2	<10	220	0.44	0.45	0.67	0.75	16.30	3.7	14
ZZ40361		0.25	0.002	0.24	1.22	11.2	<0.2	<10	240	0.69	0.40	0.61	2.44	27.3	3.8	16
ZZ40362		0.23	0.001	0.08	1.21	10.6	<0.2	<10	290	0.38	0.72	0.27	0.43	17.90	4.0	12
ZZ40363		0.19	0.005	0.21	1.34	15.7	<0.2	<10	250	0.69	0.46	0.84	1.88	22.5	6.6	19
ZZ40364		0.28	0.002	0.44	1.58	9.7	<0.2	<10	320	1.26	0.40	1.14	2.96	35.3	6.0	16
ZZ40365		0.25	<0.001	0.16	1.37	18.6	<0.2	<10	250	0.86	0.70	0.60	0.54	23.5	6.8	21
ZZ40366		0.29	<0.001	0.06	0.87	4.2	<0.2	<10	170	0.22	0.39	0.24	0.12	13.90	1.9	12
ZZ40367		0.26	0.002	0.16	1.47	10.8	<0.2	<10	230	0.65	0.46	0.60	0.42	29.5	5.9	24
ZZ40368		0.26	0.001	0.17	1.60	7.9	<0.2	<10	220	0.53	0.37	0.33	0.34	23.0	4.0	13
ZZ40369		0.23	0.004	0.11	0.72	3.5	<0.2	<10	110	0.31	0.22	0.89	0.66	11.30	2.9	8
DD005641		0.14	0.005	0.09	1.16	6.1	<0.2	<10	160	0.41	0.33	0.43	1.22	18.25	4.2	11
DD005642		0.26	0.002	0.07	1.36	8.3	<0.2	<10	180	0.56	0.33	0.34	0.84	19.25	4.6	16
DD005643		0.17	0.002	0.18	1.29	10.6	<0.2	<10	220	0.56	0.47	0.49	4.94	17.70	6.1	15

***** See Appendix Page for comments regarding this certificate *****

ALS Canada Ltd.
2103 Dollarton Hwy
North Vancouver BC V7H 0A7
Phone: 604 984 0221 Fax: 604 984 0218 www.alsglobal.com

To: **SILVER RANGE RESOURCES LTD.**
C/O ARCHER, CATHRO & ASSOCIATES (1981) LIMITED
1016-510 W HASTINGS ST
VANCOUVER BC V6B 1L8

Finalized Date: 11-SEP-2012
Account: RANSIL

Project: KEG-Northwest

CERTIFICATE OF ANALYSIS WH12195452

Sample Description	Method	ME-MS41	ME-MS41	ME-MS41	ME-MS41	ME-MS41	ME-MS41	ME-MS41	ME-MS41	ME-MS41	ME-MS41	ME-MS41	ME-MS41	ME-MS41	ME-MS41	ME-MS41
	Analyte	Cs	Cu	Fe	Ga	Ge	Hf	Hg	In	K	La	Li	Mg	Mn	Mo	Na
	Units	ppm	ppm	%	ppm	ppm	ppm	ppm	ppm	%	ppm	ppm	%	ppm	ppm	%
	LOR	0.05	0.2	0.01	0.05	0.05	0.02	0.01	0.005	0.01	0.2	0.1	0.01	5	0.05	0.01
ZZ40333		1.50	44.4	1.39	4.02	0.05	0.05	0.23	0.023	0.04	13.4	9.3	0.33	183	0.68	0.02
ZZ40334		1.49	26.9	1.63	3.37	0.05	0.04	0.08	0.021	0.04	10.4	8.5	0.28	306	0.89	0.01
ZZ40335		1.60	14.5	1.32	2.97	<0.05	0.03	0.03	0.017	0.04	10.4	10.3	0.31	179	0.66	0.01
ZZ40336		1.94	24.1	1.95	4.12	0.07	0.06	0.10	0.027	0.04	14.8	15.5	0.34	627	1.10	0.01
ZZ40337		1.64	16.6	1.12	2.90	0.05	0.05	0.07	0.021	0.03	9.8	8.1	0.24	119	0.43	0.01
ZZ40338		1.50	17.0	1.40	2.67	0.06	0.05	0.04	0.021	0.03	12.6	9.9	0.28	81	0.73	0.01
ZZ40339		0.99	30.5	1.80	2.84	0.06	0.05	0.10	0.017	0.03	12.4	6.4	0.13	298	0.83	0.03
ZZ40340		1.82	25.2	1.31	4.06	0.06	0.08	0.14	0.030	0.03	14.9	7.6	0.20	105	0.33	0.01
ZZ40341		1.11	8.9	1.16	2.21	<0.05	0.04	0.03	0.014	0.03	9.5	7.3	0.25	343	0.56	0.01
ZZ40342		1.08	18.6	1.00	2.11	0.05	0.06	0.05	0.016	0.04	11.5	7.0	0.22	62	0.67	0.01
ZZ40343		0.99	26.3	1.06	2.95	<0.05	0.05	0.06	0.013	0.04	7.1	9.0	0.13	102	0.23	0.03
ZZ40344		1.07	8.0	0.89	2.02	<0.05	0.03	0.03	0.010	0.02	8.1	7.0	0.17	182	0.63	0.01
ZZ40345		1.91	7.1	0.96	2.38	<0.05	0.04	0.02	0.016	0.02	9.3	8.3	0.22	102	0.45	0.01
ZZ40346		1.89	16.5	1.54	3.19	0.07	0.04	0.06	0.019	0.04	20.7	9.1	0.26	226	0.57	0.01
ZZ40347		1.42	5.9	1.08	2.93	<0.05	<0.02	0.02	0.011	0.03	8.9	6.0	0.19	177	0.86	0.01
ZZ40348		0.99	14.4	0.94	2.70	<0.05	0.04	0.08	0.013	0.03	6.0	4.3	0.10	70	0.24	0.03
ZZ40349		1.56	13.5	1.42	1.97	<0.05	0.05	0.03	0.015	0.03	13.1	6.9	0.30	748	1.01	0.01
ZZ40350		1.17	12.9	0.87	1.74	<0.05	0.04	0.03	0.013	0.03	11.8	5.7	0.23	200	0.42	0.01
ZZ40351		1.28	7.0	0.88	2.44	<0.05	0.03	0.04	0.013	0.03	10.9	8.2	0.25	165	0.25	0.01
ZZ40352		1.22	8.5	0.98	2.08	<0.05	0.03	0.05	0.014	0.03	9.4	6.0	0.21	217	0.53	0.01
ZZ40353		1.33	14.2	1.71	3.19	<0.05	0.04	0.07	0.022	0.04	12.2	7.0	0.24	234	0.47	0.01
ZZ40354		1.05	8.0	0.90	1.79	<0.05	0.04	0.04	0.011	0.02	8.0	4.5	0.16	520	0.49	0.01
ZZ40355		0.56	11.4	1.06	1.82	<0.05	0.04	0.04	0.009	0.02	5.2	2.5	0.09	282	0.53	0.03
ZZ40356		1.67	9.2	1.32	3.14	<0.05	0.04	0.03	0.017	0.03	8.5	8.6	0.27	237	0.64	0.01
ZZ40357		0.67	10.5	0.79	2.00	<0.05	0.05	0.04	0.009	0.02	5.9	4.1	0.12	313	0.39	0.02
ZZ40358		1.27	9.4	0.99	2.86	<0.05	0.03	0.01	0.017	0.03	10.7	9.6	0.22	95	0.34	0.01
ZZ40359		1.79	14.0	1.42	3.87	<0.05	0.04	0.04	0.022	0.04	9.1	13.5	0.28	363	0.67	0.01
ZZ40360		1.81	13.0	1.16	3.29	<0.05	0.04	0.03	0.017	0.03	8.5	11.7	0.21	176	0.77	0.01
ZZ40361		1.78	18.1	1.31	3.60	0.05	0.03	0.06	0.019	0.03	17.8	12.7	0.25	184	0.73	0.01
ZZ40362		1.79	8.6	1.12	3.14	<0.05	0.04	0.01	0.017	0.04	7.3	11.4	0.21	96	0.83	<0.01
ZZ40363		2.07	24.5	1.74	4.33	<0.05	0.03	0.04	0.024	0.04	12.5	11.8	0.30	373	1.17	0.01
ZZ40364		2.17	39.9	1.46	4.17	0.07	0.04	0.06	0.025	0.04	24.7	12.1	0.24	404	1.05	0.01
ZZ40365		2.37	24.9	1.80	4.67	<0.05	0.02	0.03	0.024	0.04	15.6	17.6	0.36	290	2.79	0.01
ZZ40366		1.37	7.1	0.89	4.61	<0.05	<0.02	0.01	0.012	0.03	7.5	10.2	0.17	89	1.42	0.01
ZZ40367		2.30	15.8	1.91	4.45	<0.05	0.03	0.03	0.026	0.04	18.2	16.7	0.40	238	1.34	0.01
ZZ40368		2.25	10.8	1.35	3.92	<0.05	0.03	0.01	0.019	0.03	10.9	11.7	0.21	158	0.91	0.01
ZZ40369		1.38	11.4	0.84	2.36	<0.05	0.03	0.02	0.011	0.02	6.5	6.3	0.12	157	0.80	0.03
DD005641		2.11	14.2	1.17	3.68	<0.05	0.02	0.02	0.014	0.03	10.2	10.8	0.17	231	1.03	0.02
DD005642		2.76	10.8	1.56	4.38	<0.05	0.02	0.01	0.020	0.07	11.2	16.2	0.27	179	1.73	0.01
DD005643		3.38	25.2	1.60	4.27	<0.05	0.02	0.01	0.024	0.05	9.0	15.2	0.25	511	1.78	0.01

***** See Appendix Page for comments regarding this certificate *****

ALS Canada Ltd.
2103 Dollarton Hwy
North Vancouver BC V7H 0A7
Phone: 604 984 0221 Fax: 604 984 0218 www.alsglobal.com

To: **SILVER RANGE RESOURCES LTD.**
C/O ARCHER, CATHRO & ASSOCIATES (1981) LIMITED
1016-510 W HASTINGS ST
VANCOUVER BC V6B 1L8

Finalized Date: 11-SEP-2012
Account: RANSIL

Project: KEG-Northwest

CERTIFICATE OF ANALYSIS WH12195452

Sample Description	Method	ME-MS41	ME-MS41	ME-MS41	ME-MS41	ME-MS41	ME-MS41	ME-MS41	ME-MS41	ME-MS41	ME-MS41	ME-MS41	ME-MS41	ME-MS41	ME-MS41	ME-MS41
	Analyte	Nb	Ni	P	Pb	Rb	Re	S	Sb	Sc	Se	Sn	Sr	Ta	Te	Th
	Units	ppm	ppm	ppm	ppm	ppm	ppm	%	ppm	ppm	ppm	ppm	ppm	ppm	ppm	ppm
	LOR	0.05	0.2	10	0.2	0.1	0.001	0.01	0.05	0.1	0.2	0.2	0.2	0.01	0.01	0.2
ZZ40333		0.64	15.6	1290	9.6	8.1	0.002	0.11	1.80	1.9	2.2	0.5	34.9	<0.01	0.03	0.6
ZZ40334		0.55	13.8	1070	9.2	9.4	<0.001	0.10	1.11	1.4	1.3	0.4	32.2	<0.01	0.04	0.5
ZZ40335		0.61	13.3	590	7.5	7.9	<0.001	0.03	0.87	1.9	0.6	0.4	20.8	<0.01	0.02	1.4
ZZ40336		0.74	17.7	1070	10.5	7.9	0.001	0.08	1.25	2.5	1.5	0.5	26.9	<0.01	0.04	1.2
ZZ40337		0.48	11.6	620	7.7	6.7	<0.001	0.04	0.93	2.0	1.1	0.4	21.1	<0.01	0.02	1.4
ZZ40338		0.76	13.8	430	10.9	5.7	0.001	0.02	1.33	2.7	1.3	0.5	21.2	<0.01	0.02	4.3
ZZ40339		0.55	12.5	1270	6.5	4.3	0.006	0.12	1.98	1.1	3.3	0.3	33.8	0.01	0.06	0.5
ZZ40340		0.53	12.2	1010	11.2	4.9	0.001	0.09	1.12	2.6	2.0	0.6	25.5	0.01	0.02	1.5
ZZ40341		0.63	11.2	600	8.1	4.4	0.001	0.02	0.79	1.9	0.4	0.4	21.5	<0.01	0.02	2.7
ZZ40342		0.68	16.6	510	9.6	5.8	0.001	0.03	1.44	2.2	0.9	0.4	22.5	<0.01	0.02	3.5
ZZ40343		0.49	15.9	870	5.4	6.4	0.001	0.10	1.03	1.3	1.9	0.3	46.5	<0.01	0.03	0.6
ZZ40344		0.42	10.3	500	6.2	4.6	<0.001	0.02	0.75	1.5	0.4	0.3	15.0	<0.01	0.02	1.7
ZZ40345		0.39	10.0	510	6.2	4.5	<0.001	0.02	0.66	1.9	0.4	0.3	19.0	<0.01	0.02	2.7
ZZ40346		0.46	13.9	960	10.1	9.9	0.001	0.05	0.97	2.3	1.2	0.4	19.8	<0.01	0.01	1.6
ZZ40347		0.51	7.5	390	7.6	6.0	<0.001	0.02	0.83	1.2	0.4	0.5	13.1	<0.01	0.04	1.0
ZZ40348		0.39	9.5	850	4.6	3.1	<0.001	0.09	0.61	0.9	1.0	0.2	22.7	<0.01	0.01	0.5
ZZ40349		0.41	18.4	690	9.1	4.3	<0.001	0.04	1.07	1.5	0.8	0.3	25.7	<0.01	0.02	2.2
ZZ40350		0.45	14.6	580	6.4	4.0	<0.001	0.04	0.94	1.5	0.8	0.3	27.6	<0.01	0.02	2.5
ZZ40351		0.54	8.9	530	7.9	5.7	<0.001	0.03	0.47	1.5	0.5	0.3	19.2	<0.01	0.02	2.1
ZZ40352		0.37	10.1	730	7.5	4.9	<0.001	0.04	0.67	1.3	0.4	0.3	19.6	<0.01	0.01	1.5
ZZ40353		0.49	11.2	710	9.5	6.6	<0.001	0.05	0.86	1.8	0.8	0.4	26.1	<0.01	0.02	1.3
ZZ40354		0.39	7.8	570	5.9	3.1	<0.001	0.04	0.51	1.0	0.5	0.2	18.2	<0.01	0.01	1.1
ZZ40355		0.37	6.4	850	4.7	2.1	<0.001	0.08	0.55	0.7	0.4	0.2	23.6	<0.01	0.02	0.5
ZZ40356		0.60	12.0	520	9.6	6.2	<0.001	0.04	0.59	1.7	0.4	0.4	24.7	<0.01	0.04	2.1
ZZ40357		0.39	8.9	710	4.6	3.4	<0.001	0.08	0.62	0.8	0.7	0.2	32.5	<0.01	0.03	0.9
ZZ40358		0.73	15.1	460	9.4	4.6	<0.001	0.02	0.70	1.5	0.2	0.4	27.3	<0.01	0.01	3.1
ZZ40359		0.70	20.2	470	12.8	7.1	0.001	0.04	0.68	1.9	0.7	0.4	31.5	<0.01	0.02	2.6
ZZ40360		0.54	16.1	480	9.1	5.9	<0.001	0.04	0.57	1.5	0.5	0.3	25.2	<0.01	0.02	1.9
ZZ40361		0.81	16.2	450	9.7	7.3	<0.001	0.04	0.64	1.9	1.5	0.4	32.6	<0.01	0.03	2.9
ZZ40362		0.70	20.3	320	9.2	4.9	<0.001	0.02	0.73	1.4	0.4	0.3	24.3	<0.01	0.03	3.8
ZZ40363		0.68	20.3	750	12.0	9.3	<0.001	0.06	0.68	1.9	1.0	0.4	28.5	<0.01	0.03	1.8
ZZ40364		0.63	23.0	1070	11.8	9.1	<0.001	0.08	0.68	1.8	1.4	0.4	47.9	<0.01	0.03	1.7
ZZ40365		0.75	22.0	670	10.7	9.6	<0.001	0.05	0.66	1.9	0.7	0.5	28.7	<0.01	0.02	1.4
ZZ40366		0.86	9.6	210	4.8	5.4	<0.001	0.01	0.44	1.1	0.3	0.6	25.2	<0.01	0.01	1.5
ZZ40367		1.08	19.2	660	12.3	8.8	<0.001	0.03	0.51	2.9	0.8	0.7	34.4	<0.01	0.03	4.0
ZZ40368		0.73	19.0	510	9.0	5.4	<0.001	0.03	0.59	1.5	0.5	0.4	31.3	0.01	0.02	2.9
ZZ40369		0.44	9.6	600	4.5	4.1	<0.001	0.06	0.41	0.9	1.0	0.3	28.5	<0.01	0.01	0.9
DD005641		0.66	14.5	490	7.5	6.8	0.001	0.04	0.33	1.2	0.6	0.4	29.0	<0.01	0.01	1.7
DD005642		0.98	21.3	190	9.1	10.8	<0.001	0.02	0.61	1.9	1.0	0.5	32.2	<0.01	0.02	3.3
DD005643		0.75	23.1	450	12.5	12.1	<0.001	0.03	0.67	1.5	1.0	0.6	31.5	<0.01	0.04	1.6

***** See Appendix Page for comments regarding this certificate *****

ALS Canada Ltd.
2103 Dollarton Hwy
North Vancouver BC V7H 0A7
Phone: 604 984 0221 Fax: 604 984 0218 www.alsglobal.com

To: **SILVER RANGE RESOURCES LTD.**
C/O ARCHER, CATHRO & ASSOCIATES (1981) LIMITED
1016-510 W HASTINGS ST
VANCOUVER BC V6B 1L8

Finalized Date: 11-SEP-2012
Account: RANSIL

Project: KEG-Northwest

CERTIFICATE OF ANALYSIS WH12195452

Sample Description	Method	ME-MS41	ME-MS41	ME-MS41	ME-MS41	ME-MS41	ME-MS41	ME-MS41	ME-MS41
	Analyte	Ti	Tl	U	V	W	Y	Zn	Zr
	Units	%	ppm	ppm	ppm	ppm	ppm	ppm	ppm
	LOR	0.005	0.02	0.05	1	0.05	0.05	2	0.5
ZZ40333		0.022	0.18	5.80	39	0.22	17.55	72	1.1
ZZ40334		0.017	0.15	2.29	40	0.17	10.55	94	0.9
ZZ40335		0.023	0.12	1.08	36	0.28	7.16	71	0.8
ZZ40336		0.022	0.17	3.38	46	0.15	19.05	94	1.4
ZZ40337		0.013	0.13	2.26	31	0.16	8.13	75	1.4
ZZ40338		0.019	0.12	1.42	39	0.17	7.78	74	2.0
ZZ40339		0.016	0.12	7.69	49	0.12	18.50	57	1.8
ZZ40340		0.015	0.20	8.06	37	0.19	21.1	88	1.9
ZZ40341		0.019	0.10	0.85	32	0.15	4.65	75	1.3
ZZ40342		0.019	0.09	1.58	35	0.76	10.60	80	2.3
ZZ40343		0.016	0.11	3.54	28	0.15	9.01	65	1.6
ZZ40344		0.012	0.08	0.68	26	0.15	4.57	52	0.8
ZZ40345		0.014	0.13	1.02	44	0.23	4.91	69	0.7
ZZ40346		0.020	0.17	3.10	46	0.17	25.8	95	1.0
ZZ40347		0.022	0.10	0.49	37	0.25	3.33	60	<0.5
ZZ40348		0.021	0.12	1.37	19	0.06	5.75	56	1.2
ZZ40349		0.012	0.09	1.02	29	0.13	11.80	71	1.0
ZZ40350		0.012	0.07	1.09	26	0.12	12.10	62	1.0
ZZ40351		0.019	0.10	0.86	27	0.20	6.27	59	0.8
ZZ40352		0.015	0.09	1.06	27	0.19	6.75	55	0.9
ZZ40353		0.024	0.12	1.89	42	0.12	9.99	78	1.0
ZZ40354		0.013	0.06	1.03	24	0.09	6.92	44	1.1
ZZ40355		0.022	0.06	1.07	25	0.11	4.81	37	1.1
ZZ40356		0.021	0.11	0.77	39	0.18	4.29	87	0.9
ZZ40357		0.020	0.06	0.89	20	0.08	4.46	43	1.0
ZZ40358		0.021	0.08	1.08	39	0.46	6.01	80	0.8
ZZ40359		0.023	0.11	1.60	43	0.32	5.12	110	0.9
ZZ40360		0.021	0.13	2.01	40	1.33	5.92	67	0.9
ZZ40361		0.024	0.11	3.46	46	1.80	17.35	64	0.9
ZZ40362		0.015	0.08	0.80	41	7.95	4.20	91	0.9
ZZ40363		0.026	0.14	3.42	50	2.46	9.67	93	0.7
ZZ40364		0.020	0.14	5.54	43	1.87	24.1	100	0.9
ZZ40365		0.028	0.12	2.88	50	1.51	10.10	76	0.5
ZZ40366		0.027	0.09	0.62	47	1.98	2.97	36	<0.5
ZZ40367		0.042	0.16	3.55	57	1.08	11.50	92	0.7
ZZ40368		0.024	0.10	1.10	38	1.03	5.90	93	0.7
ZZ40369		0.024	0.07	1.30	27	0.29	5.32	54	0.8
DD005641		0.023	0.13	2.22	42	1.67	6.25	116	<0.5
DD005642		0.025	0.17	1.31	73	0.89	4.37	200	0.8
DD005643		0.023	0.17	1.41	75	3.51	3.84	315	0.5

***** See Appendix Page for comments regarding this certificate *****

ALS Canada Ltd.
2103 Dollarton Hwy
North Vancouver BC V7H 0A7
Phone: 604 984 0221 Fax: 604 984 0218 www.alsglobal.com

To: **SILVER RANGE RESOURCES LTD.**
C/O ARCHER, CATHRO & ASSOCIATES (1981) LIMITED
1016-510 W HASTINGS ST
VANCOUVER BC V6B 1L8

Finalized Date: 11-SEP-2012
Account: RANSIL

Project: KEG-Northwest

CERTIFICATE OF ANALYSIS WH12195452

Sample Description	Method / Analyte / Units / LOR	WEI-21 Recvd Wt. kg 0.02	Au-ICP21 Au ppm 0.001	ME-MS41 Ag ppm 0.01	ME-MS41 Al % 0.01	ME-MS41 As ppm 0.1	ME-MS41 Au ppm 0.2	ME-MS41 B ppm 10	ME-MS41 Ba ppm 10	ME-MS41 Be ppm 0.05	ME-MS41 Bi ppm 0.01	ME-MS41 Ca % 0.01	ME-MS41 Cd ppm 0.01	ME-MS41 Ce ppm 0.02	ME-MS41 Co ppm 0.1	ME-MS41 Cr ppm 1
DD005644		0.23	0.001	0.13	1.34	13.2	<0.2	<10	150	0.52	0.30	0.35	3.88	17.90	4.2	17
DD005645		0.26	0.002	0.20	2.02	17.4	<0.2	<10	130	0.79	0.35	0.14	5.32	23.1	5.6	16
DD005646		0.23	<0.001	0.14	1.73	22.8	<0.2	<10	150	0.71	0.35	0.13	7.76	23.4	5.4	23
DD005647		0.19	0.002	0.36	2.27	52.3	<0.2	<10	170	1.28	0.34	0.20	5.46	42.4	7.8	28
DD005648		0.23	<0.001	0.12	1.53	23.5	<0.2	<10	150	0.47	0.36	0.11	6.05	20.1	8.9	20
DD005649		0.24	0.001	0.12	1.72	20.4	<0.2	<10	130	0.61	0.33	0.19	2.36	18.95	5.2	18
DD005650		0.22	0.002	0.12	1.26	19.6	<0.2	<10	120	0.32	0.30	0.16	0.87	17.45	4.5	17
DD005651		0.24	0.001	0.21	1.42	11.6	<0.2	<10	140	0.33	0.32	0.10	2.39	21.0	5.3	22
DD005652		0.27	<0.001	0.08	1.21	12.5	<0.2	<10	160	0.46	0.36	0.27	1.65	25.6	4.3	17
DD005653		0.19	<0.001	0.17	1.94	12.7	<0.2	<10	170	0.99	0.54	0.45	0.52	33.5	5.9	20
DD005654		0.23	0.003	0.10	1.15	5.4	<0.2	<10	160	0.50	10.15	0.49	0.34	24.9	3.7	12
DD005655		0.21	<0.001	0.11	1.90	9.2	<0.2	<10	310	0.71	0.44	0.40	0.29	20.4	5.6	18
DD005656		0.25	0.001	0.11	1.60	8.0	<0.2	<10	200	0.58	0.42	0.29	0.34	19.00	6.1	23
DD005657		0.19	<0.001	0.13	2.19	7.7	<0.2	<10	180	0.94	0.35	0.48	0.38	19.75	6.1	18
DD005658		0.18	0.001	0.10	1.93	10.4	<0.2	<10	130	0.79	0.40	0.57	3.54	20.9	8.0	18
DD005659		0.25	0.005	0.10	1.04	7.8	<0.2	<10	110	0.33	0.35	0.26	0.50	11.40	2.5	10
DD005660		0.19	0.004	0.18	1.31	13.6	<0.2	<10	290	0.69	0.29	0.45	0.35	61.7	6.2	21
DD005661		0.19	0.001	0.26	1.29	10.1	<0.2	<10	240	0.88	0.39	0.27	0.16	31.2	4.5	17
DD005662		0.18	0.006	0.32	1.79	34.9	<0.2	<10	270	2.03	0.38	0.43	0.45	79.7	10.1	30
DD005663		0.20	0.003	0.10	1.87	13.7	<0.2	<10	130	0.57	0.76	0.12	0.11	22.1	5.9	20
DD005664		0.19	0.001	0.08	1.22	9.1	<0.2	<10	150	0.41	0.21	0.18	0.11	16.70	3.6	15
DD005665		0.24	<0.001	0.09	1.24	6.5	<0.2	<10	190	0.35	0.23	0.21	0.10	19.40	3.6	17
DD005666		0.22	0.002	0.25	0.94	15.0	<0.2	<10	160	0.29	0.21	0.11	1.33	18.50	4.7	16
DD005667		0.27	0.003	0.12	1.41	8.9	<0.2	<10	250	0.49	0.20	0.21	0.12	21.7	4.9	20
DD005668		0.18	0.003	0.19	3.75	6.0	<0.2	<10	100	1.14	0.22	0.66	0.43	26.0	5.8	15
DD005669		0.17	0.001	0.15	1.06	5.3	<0.2	<10	210	0.38	0.18	0.44	0.22	22.6	4.9	14
DD005670		0.20	0.001	0.09	0.75	7.9	<0.2	<10	120	0.23	0.17	0.17	0.17	16.20	3.0	14
DD005671		0.17	0.002	0.16	1.44	9.9	<0.2	<10	290	0.52	0.26	0.32	0.30	22.7	6.7	22
DD005672		0.12	<0.001	0.17	0.58	2.9	<0.2	<10	130	0.25	0.09	0.81	0.21	8.95	2.6	6
DD005673		0.16	0.001	0.12	1.08	11.5	<0.2	<10	260	0.44	0.22	0.45	0.14	24.2	5.3	20
DD005674		0.18	<0.001	0.08	1.11	8.2	<0.2	<10	260	0.27	0.19	0.26	0.10	16.15	4.7	16
DD005675		0.20	<0.001	0.31	1.10	2.7	<0.2	<10	310	0.50	0.21	0.31	1.19	27.8	8.5	12
ZZ31251		0.21	0.003	0.35	1.74	21.3	<0.2	<10	410	0.62	0.31	0.24	0.25	27.9	5.2	25
ZZ31252		0.20	0.002	0.78	1.62	17.6	<0.2	<10	530	0.69	0.27	0.51	0.55	29.2	5.3	21
ZZ31253		0.21	0.002	0.51	1.05	13.7	<0.2	<10	230	0.37	0.21	0.17	0.53	15.95	3.5	15
ZZ31254		0.36	0.003	0.31	1.68	22.6	<0.2	<10	230	0.49	0.33	0.13	0.53	22.2	8.8	24
ZZ31255		0.19	0.001	0.81	1.51	11.9	<0.2	<10	450	0.73	0.23	0.34	0.83	30.6	4.4	19
ZZ31256		0.30	0.003	0.38	1.21	18.2	<0.2	<10	340	0.35	0.30	0.13	2.58	21.1	6.5	17
ZZ31257		0.27	0.002	0.36	1.08	32.3	<0.2	<10	270	0.28	0.28	0.08	0.35	19.40	3.7	17
ZZ31258		0.22	0.001	0.39	1.14	19.8	<0.2	<10	320	0.40	0.24	0.16	0.46	23.5	5.1	18

***** See Appendix Page for comments regarding this certificate *****

ALS Canada Ltd.
2103 Dollarton Hwy
North Vancouver BC V7H 0A7
Phone: 604 984 0221 Fax: 604 984 0218 www.alsglobal.com

To: **SILVER RANGE RESOURCES LTD.**
C/O ARCHER, CATHRO & ASSOCIATES (1981) LIMITED
1016-510 W HASTINGS ST
VANCOUVER BC V6B 1L8

Finalized Date: 11-SEP-2012
Account: RANSIL

Project: KEG-Northwest

CERTIFICATE OF ANALYSIS WH12195452

Sample Description	Method	ME-MS41	ME-MS41	ME-MS41	ME-MS41	ME-MS41	ME-MS41	ME-MS41	ME-MS41	ME-MS41	ME-MS41	ME-MS41	ME-MS41	ME-MS41	ME-MS41	ME-MS41
	Analyte	Cs	Cu	Fe	Ga	Ge	Hf	Hg	In	K	La	Li	Mg	Mn	Mo	Na
	Units	ppm	ppm	%	ppm	ppm	ppm	ppm	ppm	%	ppm	ppm	%	ppm	ppm	%
	LOR	0.05	0.2	0.01	0.05	0.05	0.02	0.01	0.005	0.01	0.2	0.1	0.01	5	0.05	0.01
DD005644		3.71	12.2	1.83	4.19	<0.05	0.02	0.01	0.028	0.05	8.8	14.8	0.25	166	3.22	0.01
DD005645		3.14	18.6	1.97	5.09	0.06	0.07	0.03	0.048	0.06	12.5	19.2	0.27	178	4.25	0.01
DD005646		4.88	14.0	2.31	6.51	<0.05	<0.02	0.01	0.030	0.07	12.6	23.5	0.35	156	5.52	0.01
DD005647		3.91	23.8	2.76	5.92	<0.05	0.02	0.02	0.045	0.08	15.0	23.4	0.45	232	6.88	0.01
DD005648		2.46	10.7	2.36	5.64	<0.05	0.03	0.01	0.027	0.05	10.8	17.0	0.30	241	1.73	0.01
DD005649		3.39	6.2	2.04	5.70	<0.05	<0.02	0.01	0.029	0.09	9.9	25.1	0.32	223	1.40	0.01
DD005650		1.86	7.9	1.67	4.85	<0.05	<0.02	0.01	0.018	0.08	9.6	15.6	0.27	227	1.50	0.01
DD005651		1.65	9.1	2.19	5.47	<0.05	0.02	0.01	0.025	0.08	10.6	15.7	0.33	205	1.45	0.01
DD005652		1.71	11.5	1.69	4.19	<0.05	0.02	0.01	0.019	0.08	12.8	16.5	0.32	241	1.66	0.01
DD005653		2.64	21.5	2.06	6.07	<0.05	0.03	0.01	0.028	0.07	18.0	21.0	0.35	263	1.40	0.01
DD005654		2.01	10.9	1.95	3.21	0.05	0.03	0.01	0.019	0.08	9.3	8.4	0.22	545	1.12	0.01
DD005655		2.29	11.2	1.96	5.95	<0.05	0.03	0.02	0.022	0.07	9.2	15.4	0.30	192	1.53	0.01
DD005656		1.85	6.8	2.16	5.59	<0.05	0.02	0.01	0.024	0.09	8.8	12.5	0.32	196	1.70	0.01
DD005657		3.85	14.7	2.07	6.37	<0.05	0.04	0.01	0.026	0.17	8.4	17.3	0.28	290	1.08	0.01
DD005658		2.67	17.3	2.23	5.34	<0.05	0.08	0.01	0.061	0.11	8.7	12.5	0.23	412	0.77	0.01
DD005659		3.34	5.5	1.48	4.63	<0.05	<0.02	0.01	0.022	0.11	5.9	22.1	0.20	132	1.41	<0.01
DD005660		1.19	16.7	1.96	4.25	0.10	0.03	0.02	0.028	0.04	49.5	13.5	0.34	491	0.62	0.01
DD005661		1.92	14.4	1.61	4.41	<0.05	0.02	0.02	0.020	0.06	17.7	13.2	0.27	285	1.70	0.01
DD005662		2.20	35.2	2.69	5.66	0.07	0.03	0.02	0.033	0.06	36.4	21.9	0.44	527	1.98	0.01
DD005663		1.68	12.5	1.96	4.98	<0.05	0.06	0.02	0.020	0.06	11.0	13.7	0.33	155	3.12	0.01
DD005664		1.77	13.1	1.47	4.48	<0.05	0.02	0.02	0.019	0.04	9.3	13.1	0.24	89	1.09	0.01
DD005665		2.58	13.3	1.72	5.18	<0.05	<0.02	0.02	0.019	0.06	10.4	10.2	0.22	202	0.80	0.01
DD005666		1.06	11.3	1.76	4.32	<0.05	<0.02	0.01	0.017	0.10	10.1	9.7	0.21	215	1.05	0.01
DD005667		3.15	11.4	1.88	4.14	<0.05	0.03	0.02	0.023	0.05	10.6	13.2	0.38	144	1.02	0.01
DD005668		2.38	9.6	1.95	9.83	<0.05	0.04	0.02	0.017	0.03	13.5	11.1	0.21	202	0.68	0.01
DD005669		1.22	9.2	1.49	3.38	<0.05	0.04	0.02	0.020	0.08	10.7	6.9	0.21	499	0.53	0.01
DD005670		0.74	7.0	1.36	2.93	<0.05	<0.02	0.01	0.013	0.09	7.9	8.2	0.23	98	0.75	<0.01
DD005671		2.18	13.1	2.28	4.93	<0.05	<0.02	0.02	0.023	0.10	10.9	13.8	0.36	276	1.02	0.01
DD005672		0.54	14.6	0.73	2.01	<0.05	0.03	0.02	0.008	0.03	7.8	2.8	0.10	151	0.27	0.03
DD005673		0.68	9.6	1.89	3.62	<0.05	0.02	0.02	0.021	0.08	10.6	9.6	0.34	241	0.83	0.01
DD005674		0.99	11.1	1.58	3.50	<0.05	0.02	0.02	0.018	0.07	7.3	10.8	0.28	196	0.86	0.01
DD005675		1.83	37.3	1.41	4.64	<0.05	<0.02	0.01	0.015	0.05	14.6	6.0	0.12	413	0.60	0.01
ZZ31251		2.78	27.3	1.99	5.80	<0.05	<0.02	0.03	0.028	0.06	14.3	23.6	0.44	218	2.50	0.01
ZZ31252		2.77	32.8	1.71	5.04	<0.05	0.03	0.09	0.026	0.06	16.5	17.1	0.33	154	2.13	0.01
ZZ31253		2.32	21.4	1.37	4.19	<0.05	<0.02	0.02	0.019	0.05	8.8	11.8	0.24	159	1.60	0.01
ZZ31254		2.85	18.4	2.62	6.12	<0.05	0.04	0.02	0.028	0.09	11.7	21.1	0.42	398	2.31	0.01
ZZ31255		3.10	37.9	1.49	4.70	0.05	0.02	0.05	0.020	0.06	16.4	18.5	0.33	230	2.79	0.02
ZZ31256		2.10	24.2	1.75	5.94	<0.05	0.04	0.02	0.021	0.06	11.2	14.1	0.24	501	4.19	0.01
ZZ31257		2.18	21.9	1.34	5.49	<0.05	<0.02	0.02	0.018	0.06	10.3	12.4	0.26	175	1.83	0.01
ZZ31258		2.53	27.1	1.47	4.78	<0.05	<0.02	0.02	0.021	0.08	12.4	15.4	0.34	183	1.54	0.01

***** See Appendix Page for comments regarding this certificate *****

ALS Canada Ltd.
2103 Dollarton Hwy
North Vancouver BC V7H 0A7
Phone: 604 984 0221 Fax: 604 984 0218 www.alsglobal.com

To: **SILVER RANGE RESOURCES LTD.**
C/O ARCHER, CATHRO & ASSOCIATES (1981) LIMITED
1016-510 W HASTINGS ST
VANCOUVER BC V6B 1L8

Finalized Date: 11-SEP-2012
Account: RANSIL

Project: KEG-Northwest

CERTIFICATE OF ANALYSIS WH12195452

Sample Description	Method	ME-MS41	ME-MS41	ME-MS41	ME-MS41	ME-MS41	ME-MS41	ME-MS41	ME-MS41	ME-MS41	ME-MS41	ME-MS41	ME-MS41	ME-MS41	ME-MS41	ME-MS41
	Analyte	Nb	Ni	P	Pb	Rb	Re	S	Sb	Sc	Se	Sn	Sr	Ta	Te	Th
	Units	ppm	ppm	ppm	ppm	ppm	ppm	%	ppm	ppm	ppm	ppm	ppm	ppm	ppm	ppm
	LOR	0.05	0.2	10	0.2	0.1	0.001	0.01	0.05	0.1	0.2	0.2	0.2	0.01	0.01	0.2
DD005644		0.83	31.7	410	10.4	11.4	0.001	0.03	0.79	1.5	2.8	0.5	23.5	<0.01	0.02	2.5
DD005645		1.51	55.3	240	14.1	10.1	<0.001	0.03	1.14	2.7	4.0	0.9	21.1	0.01	0.05	8.7
DD005646		1.42	26.1	240	15.1	23.2	0.001	0.02	0.69	2.5	1.9	0.9	15.7	<0.01	0.02	2.9
DD005647		1.47	66.6	200	18.8	20.2	<0.001	0.02	0.84	3.0	2.7	0.8	17.3	<0.01	0.04	6.1
DD005648		1.48	22.3	170	11.9	14.2	<0.001	0.02	0.69	2.3	1.0	1.0	14.3	<0.01	0.04	3.8
DD005649		1.80	16.5	170	13.9	23.3	<0.001	0.02	0.57	2.5	0.6	1.3	18.6	<0.01	0.02	2.8
DD005650		1.40	10.9	180	10.9	22.1	0.001	0.01	0.52	1.9	0.5	0.9	14.7	<0.01	0.01	2.6
DD005651		1.42	14.9	300	11.9	22.9	<0.001	0.01	0.71	2.3	0.3	0.9	9.3	<0.01	0.01	3.0
DD005652		0.98	17.8	300	9.6	20.2	0.002	0.02	0.65	2.3	0.8	0.7	20.1	<0.01	<0.01	2.7
DD005653		0.98	33.0	320	11.8	16.9	0.002	0.02	0.61	2.7	0.6	0.6	25.8	<0.01	0.02	3.5
DD005654		0.60	11.5	190	7.5	11.2	0.002	0.02	0.35	1.9	1.1	0.4	33.3	<0.01	0.03	3.0
DD005655		1.22	24.5	220	9.5	16.3	0.002	0.02	0.54	2.4	0.7	0.7	33.9	<0.01	0.01	3.1
DD005656		1.28	15.6	160	12.3	22.3	0.002	0.01	0.46	2.6	0.4	0.8	19.9	<0.01	0.01	2.6
DD005657		1.09	24.0	240	11.9	29.8	0.001	0.02	0.40	2.4	0.3	0.6	39.8	<0.01	0.01	3.7
DD005658		0.98	22.4	260	13.8	15.1	0.002	0.03	0.46	3.0	0.6	0.5	43.3	<0.01	0.03	5.2
DD005659		1.69	10.2	220	7.9	49.1	0.001	0.02	0.50	1.8	0.4	1.6	21.3	<0.01	0.01	0.8
DD005660		0.89	18.1	580	9.8	6.0	0.002	0.01	0.53	3.5	1.5	0.5	23.7	<0.01	0.02	5.5
DD005661		0.73	16.5	400	11.0	17.1	0.001	0.02	0.43	1.9	0.8	0.4	20.5	<0.01	0.01	2.6
DD005662		0.96	33.0	630	16.2	12.2	0.002	0.02	0.86	4.2	1.5	0.6	22.5	<0.01	0.02	5.2
DD005663		1.30	20.1	230	13.2	8.8	0.001	0.02	0.82	2.7	0.9	0.5	11.5	0.01	0.03	4.9
DD005664		1.07	14.2	190	8.3	8.2	0.001	0.02	0.60	1.8	0.4	0.5	17.4	<0.01	0.01	2.3
DD005665		1.00	11.3	230	11.6	18.5	0.001	0.02	0.30	1.6	0.2	0.6	17.7	<0.01	<0.01	1.8
DD005666		0.84	13.4	290	10.9	16.0	0.002	0.02	0.70	1.4	0.3	0.6	11.4	<0.01	0.01	0.9
DD005667		0.99	22.0	130	10.1	10.3	0.002	0.01	0.74	2.4	0.4	0.5	15.0	<0.01	<0.01	4.0
DD005668		0.86	29.2	760	14.6	6.1	0.001	0.06	0.49	1.5	0.5	0.3	42.0	0.01	0.01	2.8
DD005669		0.67	10.5	260	14.0	12.7	0.001	0.02	0.34	2.2	0.4	0.4	19.8	<0.01	<0.01	2.0
DD005670		0.75	10.8	210	7.3	12.5	0.002	0.02	0.56	1.4	0.4	0.4	11.2	<0.01	<0.01	1.4
DD005671		0.65	18.0	640	13.0	17.5	0.001	0.03	0.63	1.6	0.4	0.5	17.4	<0.01	0.02	0.7
DD005672		0.33	10.3	490	3.9	3.9	0.002	0.05	0.24	0.6	0.5	0.2	20.0	<0.01	<0.01	0.3
DD005673		0.77	16.3	350	10.8	7.3	0.002	0.02	0.66	2.6	0.5	0.4	16.1	<0.01	0.02	2.2
DD005674		0.67	16.3	400	8.9	16.0	0.002	0.03	0.65	1.6	0.2	0.4	16.0	<0.01	0.01	1.1
DD005675		0.51	18.1	790	11.9	16.7	0.002	0.04	0.41	0.4	0.5	0.5	24.6	<0.01	<0.01	<0.2
ZZ31251		0.95	18.6	600	16.0	15.5	0.002	0.02	1.57	2.7	0.7	1.1	20.7	<0.01	0.02	2.0
ZZ31252		0.73	21.1	1110	14.0	12.9	0.002	0.06	1.37	2.6	1.4	0.8	33.9	<0.01	0.01	1.3
ZZ31253		0.37	12.8	590	9.3	13.7	0.002	0.03	0.99	0.9	0.6	0.7	17.8	<0.01	0.02	0.2
ZZ31254		1.31	18.6	610	14.8	19.4	0.002	0.01	1.20	2.9	0.6	1.0	16.3	<0.01	0.01	4.1
ZZ31255		0.75	19.8	880	9.2	16.6	0.004	0.05	0.92	2.2	1.5	0.8	24.6	<0.01	<0.01	1.1
ZZ31256		1.27	13.0	530	12.7	27.8	0.001	0.01	0.90	2.1	0.8	1.0	14.5	<0.01	<0.01	2.7
ZZ31257		0.79	11.5	470	12.5	15.6	0.001	0.02	1.43	1.5	0.9	1.0	12.5	<0.01	0.02	0.6
ZZ31258		0.60	17.0	680	12.1	16.6	0.002	0.02	1.98	1.5	0.8	0.9	17.3	<0.01	0.01	0.5

***** See Appendix Page for comments regarding this certificate *****

ALS Canada Ltd.
2103 Dollarton Hwy
North Vancouver BC V7H 0A7
Phone: 604 984 0221 Fax: 604 984 0218 www.alsglobal.com

To: **SILVER RANGE RESOURCES LTD.**
C/O ARCHER, CATHRO & ASSOCIATES (1981) LIMITED
1016-510 W HASTINGS ST
VANCOUVER BC V6B 1L8

Finalized Date: 11-SEP-2012
Account: RANSIL

Project: KEG-Northwest

CERTIFICATE OF ANALYSIS WH12195452

Sample Description	Method	ME-MS41	ME-MS41	ME-MS41	ME-MS41	ME-MS41	ME-MS41	ME-MS41	ME-MS41
	Analyte	Ti	Tl	U	V	W	Y	Zn	Zr
	Units	%	ppm	ppm	ppm	ppm	ppm	ppm	ppm
	LOR	0.005	0.02	0.05	1	0.05	0.05	2	0.5
DD005644		0.026	0.19	1.80	89	0.88	4.26	544	0.5
DD005645		0.032	0.27	2.86	89	0.85	6.51	1200	1.7
DD005646		0.044	0.25	1.45	93	2.22	4.44	783	<0.5
DD005647		0.048	0.29	1.83	72	0.67	5.07	1270	<0.5
DD005648		0.046	0.24	0.76	72	0.48	2.84	618	0.9
DD005649		0.050	0.19	0.73	55	0.79	3.36	220	<0.5
DD005650		0.043	0.15	0.59	54	0.60	2.69	172	<0.5
DD005651		0.051	0.17	0.57	59	0.54	2.26	390	0.5
DD005652		0.031	0.12	1.52	40	1.97	6.16	115	<0.5
DD005653		0.029	0.17	2.06	44	0.94	10.80	66	0.6
DD005654		0.023	0.06	0.71	26	13.30	6.51	42	0.7
DD005655		0.032	0.13	0.72	46	0.82	3.60	76	0.8
DD005656		0.037	0.13	0.50	58	0.64	2.26	65	0.7
DD005657		0.028	0.10	0.79	52	0.38	3.84	72	1.2
DD005658		0.024	0.10	1.44	52	0.66	8.91	400	1.9
DD005659		0.040	0.20	0.76	40	0.45	2.91	37	<0.5
DD005660		0.032	0.12	8.63	41	0.32	26.2	136	0.7
DD005661		0.026	0.12	5.37	42	0.32	13.55	48	<0.5
DD005662		0.038	0.16	23.2	53	0.48	31.9	181	0.6
DD005663		0.033	0.14	2.42	47	0.28	5.07	52	2.0
DD005664		0.029	0.12	1.43	45	0.29	3.44	39	0.7
DD005665		0.033	0.10	1.18	54	0.39	3.49	38	<0.5
DD005666		0.035	0.08	0.42	39	0.33	2.03	127	<0.5
DD005667		0.025	0.15	0.59	47	0.40	3.00	66	0.9
DD005668		0.025	0.07	0.96	41	0.40	5.03	58	0.8
DD005669		0.028	0.06	0.67	33	0.24	8.22	50	0.9
DD005670		0.030	0.08	0.40	36	0.24	2.15	48	<0.5
DD005671		0.028	0.12	0.70	49	0.28	3.83	100	<0.5
DD005672		0.021	0.05	0.56	18	0.07	9.46	27	0.8
DD005673		0.030	0.07	0.67	41	0.34	5.24	57	0.6
DD005674		0.020	0.09	0.48	39	0.27	2.30	54	0.6
DD005675		0.020	0.06	0.90	39	0.26	4.74	68	<0.5
ZZ31251		0.032	0.25	2.08	62	0.30	6.85	81	<0.5
ZZ31252		0.023	0.20	2.97	49	0.32	10.70	73	0.6
ZZ31253		0.026	0.14	1.38	44	0.21	3.65	56	<0.5
ZZ31254		0.047	0.17	0.80	64	0.48	3.68	95	1.3
ZZ31255		0.029	0.19	4.86	40	0.23	12.70	111	<0.5
ZZ31256		0.041	0.16	0.74	56	0.54	3.50	102	1.2
ZZ31257		0.033	0.14	0.82	48	0.40	3.08	58	<0.5
ZZ31258		0.031	0.16	1.17	47	0.24	4.99	84	<0.5

***** See Appendix Page for comments regarding this certificate *****

ALS Canada Ltd.
2103 Dollarton Hwy
North Vancouver BC V7H 0A7
Phone: 604 984 0221 Fax: 604 984 0218 www.alsglobal.com

To: **SILVER RANGE RESOURCES LTD.**
C/O ARCHER, CATHRO & ASSOCIATES (1981) LIMITED
1016-510 W HASTINGS ST
VANCOUVER BC V6B 1L8

Finalized Date: 11-SEP-2012
Account: RANSIL

Project: KEG-Northwest

CERTIFICATE OF ANALYSIS WH12195452

Sample Description	Method	WEI-21	Au-ICP21	ME-MS41	ME-MS41	ME-MS41	ME-MS41	ME-MS41	ME-MS41	ME-MS41	ME-MS41	ME-MS41	ME-MS41	ME-MS41	ME-MS41	ME-MS41
	Analyte	Recvd Wt.	Au	Ag	Al	As	Au	B	Ba	Be	Bi	Ca	Cd	Ce	Co	Cr
	Units	kg	ppm	ppm	%	ppm	ppm	ppm	ppm	ppm	ppm	%	ppm	ppm	ppm	ppm
	LOR	0.02	0.001	0.01	0.01	0.1	0.2	10	10	0.05	0.01	0.01	0.01	0.02	0.1	1
ZZ31259		0.32	0.001	0.29	1.48	23.0	<0.2	<10	320	0.36	0.33	0.11	0.31	22.8	5.8	25
ZZ31260		0.22	0.002	0.53	1.25	12.9	<0.2	<10	480	0.42	0.23	0.14	0.53	21.4	3.7	18
ZZ31261		0.31	0.003	0.44	1.29	19.0	<0.2	<10	490	0.48	0.23	0.31	0.39	29.4	5.2	24
ZZ31262		0.28	0.004	0.65	1.33	19.8	<0.2	<10	400	0.49	0.22	0.24	0.34	17.10	4.4	17
ZZ31263		0.27	0.003	0.38	1.72	43.8	<0.2	<10	460	0.49	0.35	0.27	0.49	26.1	9.4	27
ZZ31264		0.23	0.004	0.78	1.83	43.0	<0.2	<10	480	0.55	0.36	0.21	0.58	19.20	7.4	24
ZZ31265		0.25	0.004	0.45	1.37	24.3	<0.2	<10	500	0.44	0.27	0.30	0.54	23.5	5.0	24
ZZ31266		0.27	0.003	0.51	1.22	22.6	<0.2	<10	300	0.37	0.22	0.24	0.41	24.1	5.3	22
ZZ31267		0.27	0.003	0.68	1.73	27.7	<0.2	<10	570	0.62	0.32	0.26	0.61	24.0	7.1	26
ZZ31268		0.27	0.002	0.52	0.94	15.2	<0.2	<10	300	0.32	0.17	0.22	0.25	17.50	4.1	17
ZZ31269		0.30	0.003	0.70	1.53	14.5	<0.2	<10	500	0.51	0.24	0.25	0.39	22.5	3.7	27
ZZ31270		0.22	0.001	0.56	0.75	7.7	<0.2	<10	270	0.26	0.10	0.26	0.28	10.75	1.8	12
ZZ31271		0.25	0.002	0.36	1.04	18.2	<0.2	<10	340	0.38	0.18	0.40	0.55	21.3	6.5	21
ZZ31272		0.24	0.003	0.34	1.14	14.1	<0.2	<10	380	0.55	0.19	0.56	0.65	26.2	7.9	24
ZZ31273		0.20	0.001	0.23	1.56	17.1	<0.2	<10	180	0.38	0.26	0.16	0.47	25.9	6.0	27
ZZ31274		0.30	<0.001	0.59	1.28	19.8	<0.2	<10	330	0.39	0.30	0.16	1.30	28.0	5.0	22
ZZ31275		0.26	0.002	0.64	1.90	27.5	<0.2	<10	420	0.57	0.33	0.21	1.00	22.9	9.1	28
ZZ31276		0.35	0.003	0.60	1.65	29.1	<0.2	<10	610	0.68	0.31	0.48	0.48	26.3	6.2	26
ZZ31277		0.26	<0.001	0.21	1.33	18.8	<0.2	<10	220	0.32	0.25	0.10	0.33	21.9	3.0	21
ZZ31278		0.32	0.003	0.83	1.83	29.4	<0.2	<10	520	0.71	0.30	0.35	0.59	24.7	6.5	26
ZZ31279		0.40	0.002	0.63	1.42	22.3	<0.2	<10	500	0.61	0.28	0.46	0.75	24.8	6.5	25
ZZ31280		0.28	0.003	0.70	1.88	29.5	<0.2	<10	810	0.85	0.34	0.44	1.19	32.2	7.6	29
ZZ31281		0.26	0.002	0.52	1.39	18.8	<0.2	<10	310	0.57	0.21	0.33	0.49	21.8	5.1	19
ZZ31282		0.22	0.002	0.23	1.22	24.4	<0.2	<10	260	0.39	0.25	0.17	0.50	23.6	5.0	20
ZZ31283		0.27	0.005	0.54	1.15	21.1	<0.2	<10	250	0.41	0.21	0.21	0.40	17.20	4.7	16
ZZ31284		0.28	0.002	0.63	1.01	14.3	<0.2	<10	370	0.47	0.19	0.37	0.69	19.85	6.9	16
ZZ31285		0.31	0.001	0.39	1.30	32.3	<0.2	<10	440	0.52	0.28	0.61	1.07	24.3	7.7	25
ZZ31286		0.27	0.003	0.63	1.60	28.6	<0.2	<10	540	0.67	0.30	0.60	2.02	22.3	7.5	24
ZZ31287		0.25	0.004	0.89	1.92	18.5	<0.2	<10	710	0.80	0.30	0.97	3.91	27.2	6.8	27
ZZ31288		0.23	0.003	0.50	1.35	32.8	<0.2	<10	250	0.55	0.26	0.14	0.65	21.9	6.4	22
ZZ31289		0.40	0.003	0.62	1.43	35.1	<0.2	<10	430	0.57	0.39	0.53	0.56	22.8	7.2	24
ZZ31290		0.27	0.002	0.55	1.31	33.2	<0.2	<10	440	0.56	0.30	0.72	0.87	20.5	7.3	21
ZZ31291		0.20	0.003	0.83	1.23	27.8	<0.2	<10	520	0.64	0.24	0.84	0.84	20.6	6.0	17
ZZ31292		0.27	0.002	0.37	1.31	22.3	<0.2	<10	480	0.49	0.22	0.78	0.78	21.7	7.6	25
ZZ31293		0.26	0.002	0.54	0.92	17.5	<0.2	<10	320	0.44	0.12	0.43	0.35	10.65	3.4	9
ZZ31294		0.35	0.003	0.60	1.72	32.3	<0.2	<10	600	0.74	0.30	0.64	0.95	24.8	8.3	28
ZZ31295		0.49	0.003	0.36	1.23	39.5	<0.2	<10	360	0.49	0.30	0.50	0.60	28.3	5.7	23
ZZ31296		0.37	0.004	0.54	1.41	32.3	<0.2	<10	470	0.57	0.28	0.56	1.01	24.3	8.3	23
ZZ31297		0.30	0.004	0.56	1.62	32.9	<0.2	<10	510	0.62	0.31	0.45	0.74	24.2	8.9	24
ZZ31298		0.31	0.003	0.47	1.26	33.1	<0.2	<10	340	0.52	0.27	0.37	0.71	24.8	6.4	24

***** See Appendix Page for comments regarding this certificate *****

ALS Canada Ltd.
2103 Dollarton Hwy
North Vancouver BC V7H 0A7
Phone: 604 984 0221 Fax: 604 984 0218 www.alsglobal.com

To: **SILVER RANGE RESOURCES LTD.**
C/O ARCHER, CATHRO & ASSOCIATES (1981) LIMITED
1016-510 W HASTINGS ST
VANCOUVER BC V6B 1L8

Finalized Date: 11-SEP-2012
Account: RANSIL

Project: KEG-Northwest

CERTIFICATE OF ANALYSIS WH12195452

Sample Description	Method	ME-MS41	ME-MS41	ME-MS41	ME-MS41	ME-MS41	ME-MS41	ME-MS41	ME-MS41	ME-MS41	ME-MS41	ME-MS41	ME-MS41	ME-MS41	ME-MS41	ME-MS41
	Analyte	Cs	Cu	Fe	Ga	Ge	Hf	Hg	In	K	La	Li	Mg	Mn	Mo	Na
	Units	ppm	ppm	%	ppm	ppm	ppm	ppm	ppm	%	ppm	ppm	%	ppm	ppm	%
	LOR	0.05	0.2	0.01	0.05	0.05	0.02	0.01	0.005	0.01	0.2	0.1	0.01	5	0.05	0.01
ZZ31259		2.19	18.9	2.40	6.58	<0.05	<0.02	0.01	0.024	0.08	11.9	18.5	0.42	274	2.02	0.01
ZZ31260		1.70	27.4	1.52	4.95	<0.05	<0.02	0.04	0.018	0.06	11.5	12.7	0.26	142	1.12	0.01
ZZ31261		2.70	32.3	1.63	4.25	0.06	<0.02	0.04	0.020	0.07	16.0	16.4	0.49	223	1.71	0.01
ZZ31262		2.34	23.3	1.55	4.42	<0.05	<0.02	0.06	0.020	0.07	9.1	11.7	0.28	220	1.92	0.02
ZZ31263		3.01	24.9	2.34	5.70	0.06	0.02	0.05	0.029	0.08	14.0	21.1	0.50	393	3.45	0.01
ZZ31264		3.52	34.7	2.51	5.65	<0.05	<0.02	0.08	0.036	0.11	10.1	15.6	0.42	255	3.31	0.02
ZZ31265		2.47	25.1	1.77	4.60	0.05	<0.02	0.07	0.022	0.08	12.8	16.7	0.45	169	2.15	0.01
ZZ31266		2.17	20.6	1.60	4.29	0.05	0.02	0.05	0.021	0.06	12.9	15.9	0.42	168	1.93	0.01
ZZ31267		2.99	38.7	2.02	5.61	0.06	0.02	0.08	0.030	0.07	12.8	18.1	0.44	311	2.31	0.01
ZZ31268		1.81	16.9	1.34	3.39	<0.05	<0.02	0.06	0.015	0.05	9.2	11.0	0.31	139	1.39	0.02
ZZ31269		3.34	25.2	1.45	4.97	0.05	<0.02	0.10	0.021	0.07	12.3	16.6	0.42	93	1.58	0.02
ZZ31270		1.44	15.6	0.69	2.79	<0.05	<0.02	0.07	0.009	0.03	5.8	8.6	0.23	53	0.70	0.02
ZZ31271		2.12	19.9	1.54	3.92	<0.05	0.04	0.06	0.016	0.06	11.4	16.2	0.40	288	2.04	0.01
ZZ31272		2.02	31.4	1.71	3.91	0.06	0.03	0.07	0.021	0.08	13.9	19.8	0.49	246	1.54	0.02
ZZ31273		1.81	13.9	2.93	6.02	0.05	<0.02	0.03	0.024	0.07	13.4	18.7	0.39	244	2.11	0.01
ZZ31274		2.35	14.6	2.27	6.77	<0.05	0.03	0.02	0.022	0.08	14.6	16.1	0.32	202	2.05	0.01
ZZ31275		3.40	25.1	2.40	6.17	0.05	0.02	0.11	0.030	0.08	12.3	18.5	0.43	473	4.81	0.01
ZZ31276		3.37	32.3	2.16	5.18	0.07	0.03	0.13	0.028	0.09	13.9	16.5	0.42	238	3.25	0.02
ZZ31277		2.32	17.9	1.45	5.63	<0.05	<0.02	0.04	0.019	0.05	11.8	16.5	0.30	78	1.69	0.01
ZZ31278		3.11	30.7	2.39	5.27	0.06	0.04	0.19	0.029	0.08	13.0	19.5	0.43	181	4.26	0.02
ZZ31279		2.66	31.8	1.64	4.65	0.05	0.03	0.09	0.023	0.06	13.4	21.9	0.50	188	1.79	0.02
ZZ31280		3.47	31.9	2.28	5.58	0.07	0.05	0.13	0.034	0.08	17.0	21.8	0.53	229	4.15	0.02
ZZ31281		2.42	28.7	1.59	4.56	0.05	<0.02	0.08	0.021	0.06	12.0	16.4	0.30	192	1.97	0.02
ZZ31282		2.00	17.6	1.72	5.22	0.05	<0.02	0.04	0.020	0.06	12.2	12.5	0.34	180	1.99	0.01
ZZ31283		2.13	20.5	1.81	4.73	<0.05	<0.02	0.04	0.019	0.06	9.4	11.3	0.25	140	1.52	0.02
ZZ31284		2.00	22.5	1.21	3.41	0.05	0.02	0.08	0.019	0.05	10.3	12.8	0.32	1620	1.48	0.03
ZZ31285		2.70	23.9	1.62	4.41	0.06	0.04	0.06	0.023	0.07	12.3	23.8	0.53	234	2.66	0.02
ZZ31286		3.15	30.2	1.83	4.77	0.06	0.05	0.12	0.028	0.06	12.0	27.2	0.47	381	3.51	0.03
ZZ31287		3.53	33.8	1.63	5.13	0.06	0.06	0.17	0.031	0.07	14.7	33.1	0.55	263	1.12	0.03
ZZ31288		2.39	35.8	2.05	5.17	0.05	0.03	0.12	0.026	0.08	11.6	16.7	0.36	161	3.30	0.01
ZZ31289		3.57	26.8	1.63	4.57	0.06	0.04	0.07	0.028	0.07	11.8	21.7	0.59	438	3.69	0.02
ZZ31290		3.06	32.4	1.69	4.42	0.05	0.05	0.06	0.026	0.06	10.4	19.3	0.48	446	2.43	0.02
ZZ31291		1.91	30.9	1.54	3.79	0.05	0.03	0.10	0.024	0.07	11.1	13.0	0.35	321	1.63	0.02
ZZ31292		2.04	18.3	1.87	4.58	0.05	0.03	0.05	0.023	0.07	10.9	17.8	0.57	229	2.02	0.01
ZZ31293		1.55	24.4	1.02	3.07	<0.05	<0.02	0.06	0.016	0.05	5.3	6.0	0.16	119	1.22	0.03
ZZ31294		3.32	31.7	2.04	5.24	0.05	0.05	0.09	0.031	0.07	13.1	22.5	0.64	454	3.18	0.02
ZZ31295		3.29	28.2	1.79	4.08	0.06	0.04	0.04	0.025	0.09	15.1	20.5	0.60	178	2.78	0.02
ZZ31296		3.06	30.4	1.96	4.67	0.06	0.03	0.09	0.027	0.07	12.9	19.3	0.51	306	2.72	0.02
ZZ31297		3.29	31.1	2.02	4.79	0.07	0.04	0.09	0.028	0.07	12.8	19.0	0.48	506	3.80	0.02
ZZ31298		3.15	29.0	1.83	4.33	0.06	0.02	0.08	0.024	0.07	13.2	19.7	0.52	219	4.03	0.01

***** See Appendix Page for comments regarding this certificate *****

ALS Canada Ltd.
2103 Dollarton Hwy
North Vancouver BC V7H 0A7
Phone: 604 984 0221 Fax: 604 984 0218 www.alsglobal.com

To: **SILVER RANGE RESOURCES LTD.**
C/O ARCHER, CATHRO & ASSOCIATES (1981) LIMITED
1016-510 W HASTINGS ST
VANCOUVER BC V6B 1L8

Finalized Date: 11-SEP-2012
Account: RANSIL

Project: KEG-Northwest

CERTIFICATE OF ANALYSIS WH12195452

Sample Description	Method	ME-MS41	ME-MS41	ME-MS41	ME-MS41	ME-MS41	ME-MS41	ME-MS41	ME-MS41	ME-MS41	ME-MS41	ME-MS41	ME-MS41	ME-MS41	ME-MS41	ME-MS41
	Analyte	Nb	Ni	P	Pb	Rb	Re	S	Sb	Sc	Se	Sn	Sr	Ta	Te	Th
	Units	ppm	ppm	ppm	ppm	ppm	ppm	%	ppm	ppm	ppm	ppm	ppm	ppm	ppm	ppm
	LOR	0.05	0.2	10	0.2	0.1	0.001	0.01	0.05	0.1	0.2	0.2	0.2	0.01	0.01	0.2
ZZ31259		1.24	17.7	730	15.0	18.4	0.001	0.01	1.63	2.7	0.5	1.1	14.5	<0.01	0.02	3.2
ZZ31260		0.62	12.5	560	11.1	16.9	0.002	0.02	0.77	1.2	0.6	0.7	16.8	<0.01	<0.01	0.4
ZZ31261		0.72	22.4	880	12.7	12.6	0.002	0.02	1.90	2.9	1.1	0.8	33.2	<0.01	<0.01	1.6
ZZ31262		0.36	16.7	720	12.7	13.9	0.003	0.03	1.63	1.2	1.7	0.8	26.8	0.01	<0.01	0.3
ZZ31263		1.03	26.1	1020	21.8	17.5	0.001	0.02	3.65	3.2	1.7	1.3	28.2	<0.01	0.05	2.3
ZZ31264		0.58	28.8	990	19.8	19.0	0.001	0.04	3.60	2.0	1.5	1.2	25.0	<0.01	0.05	0.5
ZZ31265		0.54	21.7	980	14.1	15.4	0.001	0.03	1.90	1.7	0.9	1.2	29.9	<0.01	0.03	0.5
ZZ31266		0.75	19.6	940	14.2	11.3	0.001	0.02	3.25	2.4	0.8	0.9	22.9	<0.01	0.03	1.4
ZZ31267		0.71	24.9	920	19.1	17.3	0.001	0.02	2.25	2.7	1.1	1.1	27.4	<0.01	0.04	1.0
ZZ31268		0.33	13.9	850	10.5	8.2	<0.001	0.02	1.48	1.2	0.8	0.6	21.7	<0.01	0.02	0.3
ZZ31269		0.53	21.7	830	13.5	15.7	0.001	0.03	1.55	2.2	1.1	0.8	25.7	<0.01	0.02	0.6
ZZ31270		0.43	11.6	660	5.1	7.0	0.001	0.03	0.80	1.1	0.7	0.5	21.3	<0.01	0.02	0.4
ZZ31271		0.82	21.2	920	11.5	11.7	0.001	0.02	1.46	2.7	0.9	0.8	32.1	<0.01	0.03	2.2
ZZ31272		0.93	27.1	760	11.1	13.7	<0.001	0.03	1.27	3.5	0.7	1.0	32.9	<0.01	0.03	2.6
ZZ31273		1.60	15.1	840	15.1	12.1	<0.001	0.02	1.15	2.7	0.6	0.9	16.3	<0.01	0.04	2.9
ZZ31274		1.66	12.2	480	16.3	21.2	<0.001	0.01	0.90	2.7	0.4	1.2	19.7	<0.01	0.04	3.6
ZZ31275		0.49	20.5	1260	18.4	20.6	0.002	0.05	1.43	1.5	2.3	1.0	26.8	<0.01	0.04	0.4
ZZ31276		0.64	25.2	1210	16.9	17.6	0.002	0.04	2.14	2.7	1.4	1.1	36.7	<0.01	0.04	1.0
ZZ31277		0.63	10.3	580	16.6	11.3	<0.001	0.02	1.12	1.4	0.7	1.1	13.4	<0.01	0.03	0.4
ZZ31278		0.64	25.7	1240	19.4	17.3	0.005	0.05	2.61	2.9	3.0	1.0	30.9	<0.01	0.04	1.2
ZZ31279		0.80	25.2	930	18.4	11.4	0.002	0.04	2.16	3.2	1.6	1.0	35.3	<0.01	0.04	2.1
ZZ31280		0.81	28.4	1250	22.4	19.0	0.004	0.04	2.54	4.0	2.9	1.1	33.7	<0.01	0.04	2.1
ZZ31281		0.34	17.9	790	12.5	11.3	0.001	0.03	1.61	0.9	1.1	0.8	23.9	<0.01	0.03	0.2
ZZ31282		0.78	17.2	800	15.9	11.1	<0.001	0.02	1.96	2.0	0.6	1.0	19.9	<0.01	0.03	0.9
ZZ31283		0.52	14.7	450	12.9	13.5	<0.001	0.01	1.61	1.7	0.6	0.8	17.7	<0.01	0.03	0.5
ZZ31284		0.39	17.1	990	12.9	8.8	0.001	0.04	1.50	1.9	1.1	0.6	27.3	<0.01	0.03	0.5
ZZ31285		0.83	22.5	1190	20.0	11.7	0.002	0.03	2.69	3.2	1.4	1.1	38.1	<0.01	0.04	2.5
ZZ31286		0.70	28.0	1240	16.2	13.2	0.007	0.06	2.46	3.0	3.8	1.0	40.9	<0.01	0.04	1.4
ZZ31287		0.74	29.0	1560	20.5	19.3	0.008	0.10	2.46	3.2	3.6	1.0	52.8	<0.01	0.03	1.5
ZZ31288		0.94	27.0	720	16.8	13.5	<0.001	0.03	2.58	2.7	1.0	1.2	19.1	<0.01	0.05	1.9
ZZ31289		0.79	20.5	1250	24.6	12.2	0.005	0.04	2.61	3.0	2.2	1.6	42.3	<0.01	0.03	1.9
ZZ31290		0.87	23.1	940	20.9	13.3	0.002	0.05	2.62	2.8	1.9	1.1	39.5	<0.01	0.04	1.6
ZZ31291		0.70	22.2	840	16.9	12.6	0.001	0.05	2.16	2.4	1.7	0.9	48.0	<0.01	0.04	0.9
ZZ31292		1.14	21.9	800	18.3	13.1	0.001	0.04	2.77	2.9	1.1	1.0	42.1	<0.01	0.03	2.3
ZZ31293		0.34	17.1	480	10.7	8.4	0.001	0.03	1.89	1.2	0.8	0.6	26.7	<0.01	0.03	0.3
ZZ31294		0.81	26.7	1240	23.7	15.4	0.004	0.05	2.86	3.4	1.8	1.3	44.5	<0.01	0.05	1.9
ZZ31295		0.99	21.8	1310	22.7	12.4	0.002	0.02	2.96	3.2	1.5	1.5	43.5	<0.01	0.03	3.6
ZZ31296		0.86	25.2	1080	22.8	14.5	0.006	0.05	2.45	3.1	3.9	1.2	46.1	<0.01	0.04	1.8
ZZ31297		0.73	23.2	1190	22.2	15.5	0.006	0.05	2.35	2.9	3.8	1.2	40.7	<0.01	0.04	1.6
ZZ31298		0.80	22.0	1100	19.1	14.3	0.002	0.02	2.07	2.8	1.6	1.2	35.9	<0.01	0.04	2.2

***** See Appendix Page for comments regarding this certificate *****

ALS Canada Ltd.
2103 Dollarton Hwy
North Vancouver BC V7H 0A7
Phone: 604 984 0221 Fax: 604 984 0218 www.alsglobal.com

To: **SILVER RANGE RESOURCES LTD.**
C/O ARCHER, CATHRO & ASSOCIATES (1981) LIMITED
1016-510 W HASTINGS ST
VANCOUVER BC V6B 1L8

Finalized Date: 11-SEP-2012
Account: RANSIL

Project: KEG-Northwest

CERTIFICATE OF ANALYSIS WH12195452

Sample Description	Method	ME-MS41	ME-MS41	ME-MS41	ME-MS41	ME-MS41	ME-MS41	ME-MS41	ME-MS41
	Analyte	Ti	Tl	U	V	W	Y	Zn	Zr
	Units	%	ppm	ppm	ppm	ppm	ppm	ppm	ppm
	LOR	0.005	0.02	0.05	1	0.05	0.05	2	0.5
ZZ31259		0.047	0.17	0.86	67	0.53	3.72	82	0.5
ZZ31260		0.032	0.15	1.22	43	0.44	4.80	63	<0.5
ZZ31261		0.045	0.19	1.66	53	0.26	9.58	85	<0.5
ZZ31262		0.023	0.17	1.09	49	0.22	5.42	75	<0.5
ZZ31263		0.035	0.23	1.12	71	0.31	7.00	128	0.5
ZZ31264		0.023	0.24	1.11	69	5.57	5.68	162	<0.5
ZZ31265		0.028	0.18	1.11	55	0.28	6.66	98	<0.5
ZZ31266		0.035	0.17	0.99	51	0.30	6.21	85	<0.5
ZZ31267		0.027	0.23	1.65	60	0.28	7.52	105	<0.5
ZZ31268		0.028	0.14	0.86	45	0.28	4.92	69	<0.5
ZZ31269		0.028	0.20	1.12	57	0.25	6.31	99	<0.5
ZZ31270		0.020	0.11	0.67	25	0.14	3.47	47	<0.5
ZZ31271		0.033	0.18	0.95	50	0.26	5.92	93	1.0
ZZ31272		0.040	0.20	1.20	50	0.28	9.59	85	0.9
ZZ31273		0.054	0.14	0.71	65	0.68	4.07	86	<0.5
ZZ31274		0.053	0.17	0.75	70	0.39	3.86	78	1.2
ZZ31275		0.019	0.28	2.01	67	0.26	5.71	152	<0.5
ZZ31276		0.023	0.30	1.83	62	0.35	8.47	115	<0.5
ZZ31277		0.024	0.20	0.87	54	0.40	3.27	59	<0.5
ZZ31278		0.020	0.29	2.24	64	0.28	9.27	132	1.0
ZZ31279		0.033	0.21	2.07	57	0.71	8.83	98	0.8
ZZ31280		0.024	0.28	2.70	71	0.44	12.75	152	1.1
ZZ31281		0.020	0.20	2.70	46	0.69	6.52	65	<0.5
ZZ31282		0.039	0.17	0.81	55	0.29	5.08	72	<0.5
ZZ31283		0.039	0.16	0.80	55	0.25	4.37	69	<0.5
ZZ31284		0.024	0.17	1.89	41	0.22	7.33	78	<0.5
ZZ31285		0.035	0.20	2.24	59	0.26	7.74	131	1.4
ZZ31286		0.027	0.23	6.40	56	0.27	9.80	168	1.3
ZZ31287		0.023	0.25	7.24	65	0.17	13.25	239	1.6
ZZ31288		0.025	0.22	0.98	72	0.25	5.27	111	0.8
ZZ31289		0.034	0.21	1.59	59	0.57	8.19	120	1.3
ZZ31290		0.033	0.18	1.92	54	0.24	7.16	96	1.4
ZZ31291		0.024	0.15	2.31	42	0.19	10.30	83	0.7
ZZ31292		0.039	0.15	1.36	60	0.23	6.07	96	1.2
ZZ31293		0.017	0.13	0.80	30	0.11	4.66	65	<0.5
ZZ31294		0.027	0.26	2.24	69	0.32	9.71	150	1.4
ZZ31295		0.045	0.19	1.35	58	0.35	8.57	121	1.4
ZZ31296		0.030	0.20	1.78	59	2.36	8.60	114	1.0
ZZ31297		0.028	0.21	1.59	62	0.28	8.84	128	0.9
ZZ31298		0.037	0.20	1.34	61	0.38	7.54	124	0.6

***** See Appendix Page for comments regarding this certificate *****

ALS Canada Ltd.
2103 Dollarton Hwy
North Vancouver BC V7H 0A7
Phone: 604 984 0221 Fax: 604 984 0218 www.alsglobal.com

To: **SILVER RANGE RESOURCES LTD.**
C/O ARCHER, CATHRO & ASSOCIATES (1981) LIMITED
1016-510 W HASTINGS ST
VANCOUVER BC V6B 1L8

Finalized Date: 11-SEP-2012
Account: RANSIL

Project: KEG-Northwest

CERTIFICATE OF ANALYSIS WH12195452

Sample Description	Method	WEI-21	Au-ICP21	ME-MS41	ME-MS41	ME-MS41	ME-MS41	ME-MS41	ME-MS41	ME-MS41	ME-MS41	ME-MS41	ME-MS41	ME-MS41	ME-MS41	ME-MS41
	Analyte	Recvd Wt.	Au	Ag	Al	As	Au	B	Ba	Be	Bi	Ca	Cd	Ce	Co	Cr
	Units	kg	ppm	ppm	%	ppm	ppm	ppm	ppm	ppm	ppm	%	ppm	ppm	ppm	ppm
	LOR	0.02	0.001	0.01	0.01	0.1	0.2	10	10	0.05	0.01	0.01	0.01	0.02	0.1	1
ZZ31299		0.25	0.002	0.60	1.28	36.2	<0.2	<10	300	0.52	0.31	0.39	0.29	15.75	5.6	18
ZZ31300		0.27	0.004	0.72	1.08	16.1	<0.2	<10	230	0.44	0.33	0.39	0.57	16.00	4.6	14
ZZ31301		0.36	0.004	0.76	1.93	38.8	<0.2	<10	440	0.88	0.48	0.62	1.36	30.4	6.3	29
ZZ31302		0.21	0.003	0.18	0.92	17.8	<0.2	<10	210	0.26	0.24	0.13	0.51	19.25	3.0	13
ZZ31303		0.19	0.002	0.61	2.10	29.8	<0.2	<10	450	0.92	0.29	0.34	0.69	24.7	20.7	24
ZZ31304		0.25	0.006	0.57	1.78	27.0	<0.2	<10	500	0.85	0.31	0.67	0.93	30.3	10.0	27
ZZ31305		0.23	0.001	0.18	1.49	10.8	<0.2	<10	220	0.43	0.25	0.13	0.47	24.9	4.7	22
ZZ31306		0.20	0.002	0.33	1.20	17.2	<0.2	<10	330	0.46	0.19	0.63	0.43	23.3	6.9	21
ZZ31307		0.20	0.005	0.87	1.47	23.2	<0.2	<10	530	0.83	0.27	0.66	1.88	28.1	8.1	24
ZZ31308		0.19	0.004	0.56	1.39	10.0	<0.2	<10	420	0.52	0.31	0.60	1.28	24.3	5.4	24
ZZ31309		0.23	0.003	0.31	1.43	12.4	<0.2	<10	350	0.54	0.26	0.49	0.68	28.1	6.4	26
ZZ31310		0.30	0.002	0.24	1.44	26.5	<0.2	<10	400	0.47	0.27	0.61	0.75	26.4	9.3	27
ZZ31311		0.24	0.003	0.84	1.61	17.8	<0.2	<10	570	0.68	0.22	0.91	0.83	19.80	8.0	20
ZZ31312		0.23	0.003	0.83	1.67	31.7	<0.2	<10	560	0.74	0.27	1.23	1.04	21.0	6.7	24
ZZ31313		0.22	0.001	0.28	0.77	8.3	<0.2	<10	270	0.40	0.20	0.79	0.38	19.00	3.9	11
ZZ31314		0.21	0.002	0.35	0.99	10.9	<0.2	<10	360	0.51	0.26	1.23	0.46	27.4	5.4	15
ZZ31315		0.30	<0.001	0.45	0.96	20.7	<0.2	<10	340	0.52	0.32	0.96	0.76	23.7	5.0	16
ZZ31316		0.26	0.002	0.24	1.22	18.0	<0.2	<10	200	0.30	0.29	0.12	0.21	23.3	4.6	19
ZZ31317		0.27	<0.001	0.13	0.98	6.6	<0.2	<10	140	0.20	0.17	0.19	0.15	16.70	3.6	14
ZZ31318		0.25	<0.001	0.27	1.22	11.4	<0.2	<10	130	0.32	0.20	0.31	0.13	20.2	5.5	17
ZZ31319		0.27	<0.001	0.10	0.93	4.6	<0.2	<10	100	0.21	0.19	0.19	0.10	13.45	3.3	10
ZZ31320		0.24	0.001	0.20	1.33	10.9	<0.2	<10	230	0.54	0.21	0.30	0.11	25.9	5.4	17
ZZ31321		0.26	<0.001	0.25	1.33	16.2	<0.2	<10	270	0.33	0.24	0.22	0.27	22.5	5.4	19
ZZ31322		0.30	<0.001	0.57	0.95	12.2	<0.2	<10	340	0.60	0.25	1.30	0.44	27.4	6.6	15
ZZ31323		0.36	0.001	0.47	0.52	36	<0.2	10	130	0.33	0.24	13.25	1.28	22.3	11.3	6
ZZ31324		0.24	0.006	1.00	2.05	22.6	<0.2	<10	180	0.86	0.35	0.12	0.25	21.0	6.9	24
ZZ31325		0.25	0.005	0.52	1.08	26.0	<0.2	<10	280	0.43	0.36	0.04	0.19	20.5	4.7	18
ZZ31326		0.25	0.001	0.35	0.73	12.5	<0.2	<10	320	0.25	0.26	0.04	0.19	18.95	2.3	13
ZZ31327		0.15	<0.001	1.00	0.65	6.1	<0.2	<10	200	0.21	0.13	0.13	0.23	10.50	5.6	8
ZZ31328		0.19	<0.001	1.07	1.10	4.7	<0.2	<10	110	0.72	0.17	0.20	0.27	8.02	6.8	9
ZZ31329		0.22	<0.001	0.19	1.37	14.0	<0.2	<10	190	0.56	0.23	0.74	0.28	29.4	8.1	19
ZZ31330		0.17	<0.001	0.16	1.58	10.0	<0.2	<10	320	0.51	0.23	0.47	0.23	26.1	7.0	23
ZZ31331		0.20	<0.001	0.08	0.83	4.0	<0.2	<10	180	0.31	0.15	1.40	0.18	17.90	5.1	10
ZZ31332		0.28	0.002	0.15	1.01	6.1	<0.2	<10	110	0.51	0.16	1.06	0.27	35.7	16.3	18
ZZ31333		0.25	<0.001	0.10	1.64	6.2	<0.2	<10	270	0.45	0.23	0.45	0.16	20.6	6.6	19
ZZ31334		0.27	0.001	0.15	1.53	8.9	<0.2	<10	330	0.47	0.21	0.53	0.11	22.7	8.0	24
ZZ31335		0.19	<0.001	0.27	0.97	7.2	<0.2	<10	130	0.42	0.25	0.64	0.16	32.5	6.3	16
ZZ31336		0.22	0.001	0.09	1.20	7.6	<0.2	<10	200	0.53	0.23	0.49	0.23	27.5	6.4	18
ZZ31337		0.19	0.001	0.20	1.09	5.6	<0.2	<10	140	0.50	0.27	1.23	0.30	29.6	7.4	12
ZZ31338		0.25	<0.001	0.06	0.93	7.9	<0.2	<10	170	0.23	0.23	0.25	0.17	17.25	3.8	13

***** See Appendix Page for comments regarding this certificate *****

ALS Canada Ltd.
2103 Dollarton Hwy
North Vancouver BC V7H 0A7
Phone: 604 984 0221 Fax: 604 984 0218 www.alsglobal.com

To: **SILVER RANGE RESOURCES LTD.**
C/O ARCHER, CATHRO & ASSOCIATES (1981) LIMITED
1016-510 W HASTINGS ST
VANCOUVER BC V6B 1L8

Finalized Date: 11-SEP-2012
Account: RANSIL

Project: KEG-Northwest

CERTIFICATE OF ANALYSIS WH12195452

Sample Description	Method	ME-MS41	ME-MS41	ME-MS41	ME-MS41	ME-MS41	ME-MS41	ME-MS41	ME-MS41	ME-MS41	ME-MS41	ME-MS41	ME-MS41	ME-MS41	ME-MS41	ME-MS41
	Analyte	Cs	Cu	Fe	Ga	Ge	Hf	Hg	In	K	La	Li	Mg	Mn	Mo	Na
	Units	ppm	ppm	%	ppm	ppm	ppm	ppm	ppm	%	ppm	ppm	%	ppm	ppm	%
	LOR	0.05	0.2	0.01	0.05	0.05	0.02	0.01	0.005	0.01	0.2	0.1	0.01	5	0.05	0.01
ZZ31299		3.11	30.1	1.65	4.22	<0.05	<0.02	0.09	0.026	0.08	8.3	13.7	0.36	233	2.21	0.02
ZZ31300		3.97	45.5	1.51	3.82	<0.05	<0.02	0.04	0.018	0.08	8.5	10.2	0.26	108	2.34	0.02
ZZ31301		4.72	66.6	2.02	6.19	0.07	0.05	0.13	0.040	0.11	16.0	24.9	0.60	128	2.79	0.01
ZZ31302		1.59	16.9	1.18	4.72	<0.05	<0.02	0.02	0.012	0.04	10.2	7.6	0.17	77	1.93	0.01
ZZ31303		3.68	31.1	2.12	5.88	<0.05	0.03	0.16	0.030	0.07	11.1	18.6	0.44	1570	5.34	0.02
ZZ31304		2.65	61.5	2.43	5.50	0.05	0.05	0.21	0.031	0.07	16.6	16.4	0.50	297	2.65	0.01
ZZ31305		1.51	13.7	2.11	5.72	<0.05	<0.02	0.04	0.022	0.05	12.7	13.2	0.31	140	1.43	0.01
ZZ31306		2.23	22.7	1.65	4.08	0.05	0.04	0.12	0.027	0.07	12.0	16.2	0.49	213	1.91	0.02
ZZ31307		2.28	51.3	2.34	4.70	0.05	0.04	0.37	0.027	0.06	15.5	13.9	0.38	239	3.30	0.01
ZZ31308		2.02	29.7	1.74	5.06	0.05	0.02	0.21	0.023	0.06	13.8	13.8	0.41	133	1.31	0.01
ZZ31309		2.14	31.5	1.87	4.94	<0.05	0.03	0.13	0.028	0.07	15.5	17.7	0.49	188	1.37	0.01
ZZ31310		3.24	17.6	2.13	5.15	<0.05	0.03	0.07	0.021	0.08	14.2	27.3	0.69	359	2.07	0.01
ZZ31311		2.41	38.7	1.91	4.45	<0.05	0.04	0.22	0.023	0.08	12.1	12.5	0.35	374	2.49	0.02
ZZ31312		3.08	42.2	1.90	4.90	0.05	0.07	0.20	0.029	0.09	12.3	21.5	0.51	266	3.80	0.02
ZZ31313		0.83	13.9	1.07	2.49	<0.05	0.04	0.05	0.012	0.03	11.5	6.3	0.23	272	0.29	0.02
ZZ31314		0.93	19.8	1.43	3.05	0.05	0.05	0.06	0.022	0.04	15.8	8.8	0.34	455	0.20	0.02
ZZ31315		0.91	16.6	1.45	2.93	0.05	0.04	0.07	0.020	0.06	15.8	8.2	0.34	392	0.56	0.02
ZZ31316		1.29	12.3	1.85	4.01	<0.05	0.02	0.03	0.022	0.04	12.3	11.6	0.31	152	1.51	<0.01
ZZ31317		1.45	7.1	1.42	3.42	<0.05	0.02	0.01	0.013	0.06	8.6	8.2	0.32	155	0.73	0.01
ZZ31318		1.95	11.7	1.80	3.66	<0.05	<0.02	0.02	0.021	0.06	9.1	23.9	1.84	312	1.04	0.01
ZZ31319		0.73	8.1	1.17	3.31	<0.05	<0.02	0.01	0.021	0.09	6.2	8.1	0.31	190	0.50	0.02
ZZ31320		1.57	16.7	1.62	4.41	<0.05	<0.02	0.02	0.015	0.04	19.4	9.3	0.23	250	0.83	0.01
ZZ31321		0.94	21.3	1.80	5.20	<0.05	<0.02	0.02	0.017	0.06	12.7	17.7	0.33	164	1.30	0.01
ZZ31322		1.41	36.6	1.73	3.13	0.05	0.04	0.06	0.025	0.03	15.6	11.7	0.75	792	0.56	0.01
ZZ31323		1.76	41.0	2.88	1.88	0.08	0.04	0.05	0.028	0.04	12.4	8.9	0.69	349	0.60	0.01
ZZ31324		2.09	133.0	2.42	3.71	<0.05	0.05	0.10	0.058	0.06	11.7	21.6	0.29	115	2.11	0.01
ZZ31325		1.66	29.3	2.08	3.97	<0.05	0.02	0.03	0.025	0.05	11.0	11.6	0.16	67	2.04	<0.01
ZZ31326		1.59	19.1	1.70	4.26	<0.05	<0.02	0.01	0.015	0.03	10.6	6.2	0.08	47	1.55	<0.01
ZZ31327		0.86	18.6	1.20	2.93	<0.05	<0.02	0.03	0.012	0.07	5.3	5.2	0.09	271	0.94	0.02
ZZ31328		1.69	29.1	1.62	3.13	<0.05	<0.02	0.02	0.020	0.06	4.7	10.8	0.17	114	0.81	0.02
ZZ31329		0.76	22.9	2.20	4.43	0.05	0.04	0.01	0.025	0.06	12.8	10.7	0.33	222	1.13	0.02
ZZ31330		1.01	19.7	2.04	4.80	<0.05	0.04	0.01	0.027	0.09	11.7	8.6	0.30	398	0.75	0.01
ZZ31331		0.42	15.3	1.47	2.66	<0.05	0.05	0.01	0.017	0.09	9.0	4.7	0.20	240	0.52	0.02
ZZ31332		0.47	19.1	4.10	3.15	0.07	0.04	0.02	0.027	0.13	15.0	6.5	0.41	328	0.84	0.02
ZZ31333		1.29	11.6	2.14	4.97	<0.05	0.03	0.01	0.024	0.06	9.7	8.8	0.28	204	0.91	0.01
ZZ31334		1.48	13.3	2.29	4.82	<0.05	0.02	0.02	0.023	0.05	10.4	11.5	0.50	312	0.90	0.01
ZZ31335		0.67	10.4	1.70	2.97	0.06	0.04	0.02	0.030	0.03	11.8	6.6	0.25	317	0.87	0.01
ZZ31336		0.94	9.5	1.82	3.55	0.05	0.04	0.01	0.031	0.06	9.3	7.3	0.36	261	0.73	0.01
ZZ31337		0.64	18.6	2.00	3.44	0.08	0.03	0.02	0.034	0.04	13.3	6.7	0.21	250	0.78	0.01
ZZ31338		0.71	7.7	1.27	2.95	<0.05	0.02	0.01	0.014	0.08	7.5	8.0	0.22	130	0.87	<0.01

***** See Appendix Page for comments regarding this certificate *****

ALS Canada Ltd.
2103 Dollarton Hwy
North Vancouver BC V7H 0A7
Phone: 604 984 0221 Fax: 604 984 0218 www.alsglobal.com

To: **SILVER RANGE RESOURCES LTD.**
C/O ARCHER, CATHRO & ASSOCIATES (1981) LIMITED
1016-510 W HASTINGS ST
VANCOUVER BC V6B 1L8

Finalized Date: 11-SEP-2012
Account: RANSIL

Project: KEG-Northwest

CERTIFICATE OF ANALYSIS WH12195452

Sample Description	Method	ME-MS41	ME-MS41	ME-MS41	ME-MS41	ME-MS41	ME-MS41	ME-MS41	ME-MS41	ME-MS41	ME-MS41	ME-MS41	ME-MS41	ME-MS41	ME-MS41	ME-MS41
	Analyte	Nb	Ni	P	Pb	Rb	Re	S	Sb	Sc	Se	Sn	Sr	Ta	Te	Th
	Units	ppm	ppm	ppm	ppm	ppm	ppm	%	ppm	ppm	ppm	ppm	ppm	ppm	ppm	ppm
	LOR	0.05	0.2	10	0.2	0.1	0.001	0.01	0.05	0.1	0.2	0.2	0.2	0.01	0.01	0.2
ZZ31299		0.51	19.5	820	18.8	14.2	0.001	0.02	2.09	2.5	1.5	1.1	33.3	<0.01	0.03	1.1
ZZ31300		0.26	21.1	950	11.0	12.7	0.001	0.03	1.35	1.0	1.3	0.6	43.9	<0.01	0.04	0.3
ZZ31301		1.03	27.2	1100	32.9	22.4	0.006	0.06	3.29	4.6	6.2	1.8	52.3	<0.01	0.03	3.8
ZZ31302		0.56	9.0	340	11.5	8.7	<0.001	<0.01	1.21	1.0	1.0	1.1	16.8	<0.01	0.04	0.4
ZZ31303		0.50	23.3	1320	23.3	15.4	0.007	0.07	2.11	1.9	7.3	1.0	30.6	<0.01	0.04	0.6
ZZ31304		0.94	32.5	1220	19.4	15.4	0.003	0.05	2.37	3.9	3.6	0.9	40.0	<0.01	0.03	1.6
ZZ31305		1.20	12.7	390	13.5	10.0	<0.001	<0.01	0.73	2.1	1.1	0.7	13.0	<0.01	0.02	1.5
ZZ31306		0.84	21.6	1000	11.5	10.9	0.002	0.02	1.62	2.8	2.6	0.7	38.6	<0.01	0.02	2.3
ZZ31307		0.68	30.7	1220	15.6	16.7	0.011	0.08	2.50	3.3	6.4	0.8	38.7	<0.01	0.06	1.0
ZZ31308		0.84	18.1	960	15.2	13.8	0.005	0.05	1.08	3.1	3.1	0.7	32.9	<0.01	0.02	1.2
ZZ31309		0.97	23.6	830	15.1	12.8	0.002	0.03	1.24	3.5	2.0	0.8	34.5	<0.01	0.02	2.0
ZZ31310		1.02	23.0	910	15.0	13.4	0.001	0.02	1.42	3.6	2.3	0.9	38.7	<0.01	0.02	2.9
ZZ31311		0.74	26.0	950	12.2	13.0	0.004	0.07	1.95	3.3	2.9	0.7	51.0	<0.01	0.02	1.2
ZZ31312		0.72	30.4	1160	17.3	14.2	0.006	0.09	2.49	3.5	3.7	1.1	64.0	<0.01	0.04	1.5
ZZ31313		0.45	9.9	710	6.7	4.7	<0.001	0.04	0.99	1.6	0.9	0.4	23.8	<0.01	0.02	1.1
ZZ31314		0.60	16.1	660	9.6	6.3	<0.001	0.03	1.10	2.5	1.3	0.5	28.5	<0.01	0.02	1.8
ZZ31315		0.43	16.1	810	19.0	6.6	<0.001	0.03	1.25	2.1	1.1	0.5	27.9	<0.01	0.01	1.1
ZZ31316		0.91	14.8	330	11.8	8.0	<0.001	<0.01	1.58	2.1	0.9	0.6	10.5	<0.01	0.03	2.7
ZZ31317		0.84	9.6	140	7.3	10.2	<0.001	<0.01	0.65	1.5	0.3	0.6	12.1	<0.01	0.01	1.6
ZZ31318		0.63	14.6	330	9.4	10.9	<0.001	<0.01	0.99	2.1	0.7	0.6	15.1	<0.01	0.02	2.0
ZZ31319		0.58	6.9	260	12.2	7.4	<0.001	0.01	0.48	1.2	0.2	0.6	12.2	<0.01	<0.01	0.6
ZZ31320		0.76	11.6	360	9.9	8.7	<0.001	0.01	0.57	1.9	0.7	0.5	15.3	<0.01	0.01	1.2
ZZ31321		0.80	16.0	300	11.3	11.6	<0.001	<0.01	0.77	1.8	0.5	0.7	16.3	<0.01	0.02	0.8
ZZ31322		0.47	30.3	580	9.8	6.1	0.001	0.05	1.54	2.8	2.3	0.6	28.0	<0.01	0.02	1.8
ZZ31323		0.27	51.0	500	12.7	4.5	<0.001	0.12	1.14	1.4	1.9	0.4	171.0	<0.01	0.03	2.6
ZZ31324		0.91	35.7	800	12.0	11.7	0.003	0.02	2.06	2.8	3.1	0.6	11.8	<0.01	0.06	3.2
ZZ31325		0.81	20.5	250	9.5	8.2	<0.001	0.01	2.31	2.0	1.4	0.6	6.4	<0.01	0.04	2.8
ZZ31326		0.87	11.3	190	8.0	7.5	<0.001	<0.01	1.37	1.3	0.5	0.7	6.3	<0.01	0.03	2.0
ZZ31327		0.38	8.9	370	5.5	8.4	<0.001	0.02	0.79	0.6	0.9	0.3	16.1	<0.01	0.01	0.2
ZZ31328		0.52	46.6	420	5.9	11.3	<0.001	0.02	0.87	1.0	0.9	0.4	19.2	<0.01	0.02	0.5
ZZ31329		0.74	23.5	200	10.2	6.8	<0.001	0.01	1.13	3.0	0.8	0.8	45.5	<0.01	0.02	5.2
ZZ31330		0.78	15.5	260	15.4	11.6	<0.001	<0.01	0.57	3.2	0.4	0.8	40.8	<0.01	0.01	3.4
ZZ31331		0.42	12.8	230	8.6	5.0	<0.001	0.02	0.73	1.5	0.5	0.3	31.1	<0.01	0.01	1.7
ZZ31332		0.65	108.5	190	11.4	7.0	<0.001	0.01	0.61	3.1	0.9	0.5	42.5	<0.01	<0.01	7.1
ZZ31333		0.85	18.5	170	11.7	12.6	<0.001	<0.01	0.62	2.4	0.6	0.6	27.9	<0.01	0.01	2.4
ZZ31334		0.72	20.7	350	10.5	11.1	<0.001	<0.01	0.50	2.7	0.6	0.8	24.0	<0.01	0.03	1.7
ZZ31335		0.70	18.9	160	12.1	4.7	<0.001	0.02	0.69	2.8	0.6	0.5	34.7	<0.01	0.02	5.4
ZZ31336		0.85	23.9	120	11.8	8.2	<0.001	0.02	0.98	3.1	0.3	0.7	29.6	<0.01	0.02	4.3
ZZ31337		0.62	29.0	220	19.3	5.1	<0.001	0.03	0.52	1.9	0.7	0.4	62.7	<0.01	0.02	4.4
ZZ31338		0.73	13.0	210	7.9	10.8	<0.001	0.02	0.80	1.6	0.3	0.4	16.6	<0.01	0.02	1.7

***** See Appendix Page for comments regarding this certificate *****

ALS Canada Ltd.
2103 Dollarton Hwy
North Vancouver BC V7H 0A7
Phone: 604 984 0221 Fax: 604 984 0218 www.alsglobal.com

To: **SILVER RANGE RESOURCES LTD.**
C/O ARCHER, CATHRO & ASSOCIATES (1981) LIMITED
1016-510 W HASTINGS ST
VANCOUVER BC V6B 1L8

Finalized Date: 11-SEP-2012
Account: RANSIL

Project: KEG-Northwest

CERTIFICATE OF ANALYSIS WH12195452

Sample Description	Method	ME-MS41	ME-MS41	ME-MS41	ME-MS41	ME-MS41	ME-MS41	ME-MS41	ME-MS41
	Analyte	Ti	Tl	U	V	W	Y	Zn	Zr
	Units	%	ppm	ppm	ppm	ppm	ppm	ppm	ppm
	LOR	0.005	0.02	0.05	1	0.05	0.05	2	0.5
ZZ31299		0.028	0.21	1.33	57	0.28	4.81	100	<0.5
ZZ31300		0.026	0.15	1.62	47	0.21	4.67	74	<0.5
ZZ31301		0.033	0.30	2.87	78	0.43	9.79	142	1.8
ZZ31302		0.028	0.14	0.67	47	0.33	2.71	49	<0.5
ZZ31303		0.018	0.33	2.07	66	0.25	6.73	125	0.7
ZZ31304		0.026	0.23	3.61	59	0.29	13.90	120	1.4
ZZ31305		0.041	0.16	0.77	51	0.39	3.81	54	<0.5
ZZ31306		0.036	0.22	1.02	49	0.18	7.13	92	1.4
ZZ31307		0.023	0.27	4.61	54	0.17	14.85	119	1.0
ZZ31308		0.031	0.24	2.19	49	0.33	7.82	98	<0.5
ZZ31309		0.035	0.23	1.78	53	0.29	8.23	92	1.0
ZZ31310		0.044	0.24	1.38	64	0.82	6.27	128	1.1
ZZ31311		0.023	0.27	2.34	52	0.18	11.10	120	1.5
ZZ31312		0.021	0.28	5.24	68	0.27	11.75	116	2.0
ZZ31313		0.020	0.09	1.26	32	0.13	9.94	55	1.3
ZZ31314		0.021	0.10	1.54	37	0.13	14.35	67	1.5
ZZ31315		0.017	0.11	1.27	40	0.12	16.45	93	1.1
ZZ31316		0.026	0.15	0.56	52	0.30	3.26	69	0.6
ZZ31317		0.023	0.11	0.32	38	0.21	1.80	28	0.6
ZZ31318		0.021	0.12	0.48	42	0.24	2.74	43	0.5
ZZ31319		0.026	0.08	0.36	33	0.30	2.17	26	<0.5
ZZ31320		0.026	0.16	0.99	50	0.70	7.26	40	<0.5
ZZ31321		0.023	0.14	0.69	53	0.29	3.47	67	<0.5
ZZ31322		0.015	0.13	1.42	41	0.16	14.60	105	1.3
ZZ31323		0.012	0.07	1.06	19	0.19	14.05	120	1.1
ZZ31324		0.023	0.27	1.59	45	0.33	3.69	115	1.6
ZZ31325		0.023	0.15	0.61	49	0.27	2.97	63	1.0
ZZ31326		0.026	0.13	0.44	51	0.22	2.07	37	0.5
ZZ31327		0.026	0.08	0.32	30	0.19	1.27	43	<0.5
ZZ31328		0.032	0.05	0.82	33	0.16	3.46	113	<0.5
ZZ31329		0.026	0.08	1.30	42	0.64	8.09	58	1.2
ZZ31330		0.027	0.09	0.84	55	0.24	4.90	70	1.2
ZZ31331		0.025	0.05	0.38	26	0.10	5.94	35	1.3
ZZ31332		0.030	0.06	0.62	32	0.18	12.95	118	1.5
ZZ31333		0.026	0.10	0.54	46	0.22	2.78	59	0.8
ZZ31334		0.028	0.13	0.57	50	0.23	3.68	77	0.5
ZZ31335		0.023	0.08	0.70	27	0.23	7.80	49	1.1
ZZ31336		0.025	0.08	0.72	43	0.19	5.55	85	1.5
ZZ31337		0.020	0.05	0.50	21	0.19	12.85	94	0.9
ZZ31338		0.018	0.08	0.43	34	0.30	2.14	51	0.8

***** See Appendix Page for comments regarding this certificate *****

ALS Canada Ltd.
2103 Dollarton Hwy
North Vancouver BC V7H 0A7
Phone: 604 984 0221 Fax: 604 984 0218 www.alsglobal.com

To: **SILVER RANGE RESOURCES LTD.**
C/O ARCHER, CATHRO & ASSOCIATES (1981) LIMITED
1016-510 W HASTINGS ST
VANCOUVER BC V6B 1L8

Finalized Date: 11-SEP-2012
Account: RANSIL

Project: KEG-Northwest

CERTIFICATE OF ANALYSIS WH12195452

Sample Description	Method	WEI-21	Au-ICP21	ME-MS41	ME-MS41	ME-MS41	ME-MS41	ME-MS41	ME-MS41	ME-MS41	ME-MS41	ME-MS41	ME-MS41	ME-MS41	ME-MS41	ME-MS41
	Analyte	Recvd Wt.	Au	Ag	Al	As	Au	B	Ba	Be	Bi	Ca	Cd	Ce	Co	Cr
	Units	kg	ppm	ppm	%	ppm	ppm	ppm	ppm	ppm	ppm	%	ppm	ppm	ppm	ppm
	LOR	0.02	0.001	0.01	0.01	0.1	0.2	10	10	0.05	0.01	0.01	0.01	0.02	0.1	1
ZZ31339		0.24	0.001	0.07	0.93	6.1	<0.2	<10	140	0.22	0.21	0.27	0.17	19.10	3.8	13
ZZ31340		0.18	<0.001	0.05	0.96	4.4	<0.2	<10	130	0.30	0.16	0.41	0.53	13.60	3.6	10
ZZ31341		0.20	0.002	0.16	1.28	10.5	<0.2	<10	250	0.43	0.28	0.53	0.19	24.6	5.6	17
ZZ31342		0.22	0.002	0.22	1.38	7.1	<0.2	<10	220	0.67	0.25	0.88	0.16	31.1	7.2	20
ZZ31343		0.25	<0.001	0.09	1.33	8.9	<0.2	<10	230	0.31	0.23	0.19	0.55	16.05	5.6	18
ZZ31344		0.33	<0.001	0.16	0.96	6.9	<0.2	<10	210	0.33	0.24	0.74	0.13	24.1	6.1	15
ZZ31345		0.21	<0.001	0.18	0.91	3.7	<0.2	<10	120	0.35	0.18	0.69	0.19	18.00	5.1	10
ZZ31346		0.21	<0.001	0.15	1.03	5.2	<0.2	<10	130	0.31	0.23	0.22	0.29	15.05	3.5	13
ZZ31347		0.22	0.001	0.11	1.52	11.4	<0.2	<10	200	0.58	0.26	0.39	0.25	35.0	5.7	19
ZZ31348		0.19	0.001	0.36	1.29	11.3	<0.2	<10	130	0.41	0.25	0.14	0.30	17.25	4.7	16

***** See Appendix Page for comments regarding this certificate *****

ALS Canada Ltd.
2103 Dollarton Hwy
North Vancouver BC V7H 0A7
Phone: 604 984 0221 Fax: 604 984 0218 www.alsglobal.com

To: **SILVER RANGE RESOURCES LTD.**
C/O ARCHER, CATHRO & ASSOCIATES (1981) LIMITED
1016-510 W HASTINGS ST
VANCOUVER BC V6B 1L8

Finalized Date: 11-SEP-2012
Account: RANSIL

Project: KEG-Northwest

CERTIFICATE OF ANALYSIS WH12195452

Sample Description	Method	ME-MS41	ME-MS41	ME-MS41	ME-MS41	ME-MS41	ME-MS41	ME-MS41	ME-MS41	ME-MS41	ME-MS41	ME-MS41	ME-MS41	ME-MS41	ME-MS41	ME-MS41
	Analyte	Cs	Cu	Fe	Ga	Ge	Hf	Hg	In	K	La	Li	Mg	Mn	Mo	Na
	Units	ppm	ppm	%	ppm	ppm	ppm	ppm	ppm	%	ppm	ppm	%	ppm	ppm	%
	LOR	0.05	0.2	0.01	0.05	0.05	0.02	0.01	0.005	0.01	0.2	0.1	0.01	5	0.05	0.01
ZZ31339		0.53	9.5	1.23	2.80	<0.05	0.02	0.01	0.016	0.06	7.5	6.4	0.19	158	0.78	0.01
ZZ31340		0.67	7.1	1.17	3.21	<0.05	0.03	0.01	0.012	0.08	6.3	4.1	0.12	159	0.56	0.02
ZZ31341		0.66	12.5	1.77	3.87	<0.05	0.04	0.02	0.022	0.10	9.6	9.8	0.27	222	1.03	0.01
ZZ31342		0.60	12.3	2.07	3.89	0.06	0.05	0.02	0.030	0.05	13.4	7.5	0.30	264	0.69	0.01
ZZ31343		1.15	9.7	1.66	4.23	<0.05	0.03	0.02	0.018	0.05	7.8	10.4	0.26	265	1.34	0.01
ZZ31344		0.37	10.2	1.70	2.90	0.06	0.06	0.02	0.020	0.14	8.5	6.7	0.27	335	0.56	0.01
ZZ31345		0.62	12.1	1.21	2.53	0.05	0.06	0.02	0.014	0.12	8.2	4.5	0.16	323	0.45	0.01
ZZ31346		1.41	9.4	1.58	4.19	<0.05	<0.02	0.02	0.014	0.15	7.6	6.7	0.16	108	1.12	0.01
ZZ31347		0.95	9.7	1.83	3.51	0.06	0.03	0.02	0.024	0.13	11.2	10.7	0.26	299	0.89	0.01
ZZ31348		1.47	14.7	1.48	3.27	<0.05	0.03	0.03	0.026	0.04	8.6	9.9	0.25	112	1.10	<0.01

***** See Appendix Page for comments regarding this certificate *****

ALS Canada Ltd.
2103 Dollarton Hwy
North Vancouver BC V7H 0A7
Phone: 604 984 0221 Fax: 604 984 0218 www.alsglobal.com

To: **SILVER RANGE RESOURCES LTD.**
C/O ARCHER, CATHRO & ASSOCIATES (1981) LIMITED
1016-510 W HASTINGS ST
VANCOUVER BC V6B 1L8

Finalized Date: 11-SEP-2012
Account: RANSIL

Project: KEG-Northwest

CERTIFICATE OF ANALYSIS WH12195452

Sample Description	Method	ME-MS41	ME-MS41	ME-MS41	ME-MS41	ME-MS41	ME-MS41	ME-MS41	ME-MS41	ME-MS41	ME-MS41	ME-MS41	ME-MS41	ME-MS41	ME-MS41	ME-MS41
	Analyte	Nb	Ni	P	Pb	Rb	Re	S	Sb	Sc	Se	Sn	Sr	Ta	Te	Th
	Units	ppm	ppm	ppm	ppm	ppm	ppm	%	ppm	ppm	ppm	ppm	ppm	ppm	ppm	ppm
	LOR	0.05	0.2	10	0.2	0.1	0.001	0.01	0.05	0.1	0.2	0.2	0.2	0.01	0.01	0.2
ZZ31339		0.71	11.2	190	8.9	5.9	<0.001	0.02	0.58	1.6	0.3	0.4	19.5	<0.01	0.02	1.8
ZZ31340		0.75	8.7	170	6.5	11.1	<0.001	0.02	0.32	1.4	0.3	0.3	18.1	<0.01	0.02	1.2
ZZ31341		0.84	17.9	290	13.9	8.6	<0.001	0.02	0.64	2.5	0.4	0.5	24.1	<0.01	0.03	2.7
ZZ31342		0.92	19.4	280	12.5	6.0	<0.001	0.02	0.50	3.9	0.6	0.5	34.4	<0.01	0.02	4.8
ZZ31343		1.03	16.2	160	8.9	9.7	<0.001	0.01	0.70	2.2	0.4	0.5	14.7	<0.01	0.03	2.5
ZZ31344		0.84	14.2	200	12.4	6.1	<0.001	0.03	0.36	2.8	0.4	0.4	27.8	<0.01	0.02	3.2
ZZ31345		0.60	12.9	310	9.1	8.0	<0.001	0.04	0.34	1.7	0.4	0.3	24.5	<0.01	0.02	2.0
ZZ31346		1.03	12.7	290	10.1	19.9	<0.001	0.02	0.36	1.3	0.2	0.5	25.3	<0.01	0.02	0.8
ZZ31347		0.85	17.1	450	12.5	12.1	<0.001	0.02	0.73	2.9	0.5	0.5	17.7	<0.01	0.03	2.1
ZZ31348		0.98	24.5	440	13.9	7.5	<0.001	0.01	1.09	2.0	0.5	0.5	14.1	<0.01	0.03	2.9

***** See Appendix Page for comments regarding this certificate *****

ALS Canada Ltd.
2103 Dollarton Hwy
North Vancouver BC V7H 0A7
Phone: 604 984 0221 Fax: 604 984 0218 www.alsglobal.com

To: **SILVER RANGE RESOURCES LTD.**
C/ O ARCHER, CATHRO & ASSOCIATES (1981) LIMITED
1016- 510 W HASTINGS ST
VANCOUVER BC V6B 1L8

Finalized Date: 11- SEP- 2012
Account: RANSIL

Project: KEG- Northwest

CERTIFICATE OF ANALYSIS WH12195452

Sample Description	Method	ME- MS41	ME- MS41	ME- MS41	ME- MS41	ME- MS41	ME- MS41	ME- MS41	ME- MS41
	Analyte	Ti	Tl	U	V	W	Y	Zn	Zr
	Units	%	ppm	ppm	ppm	ppm	ppm	ppm	ppm
	LOR	0.005	0.02	0.05	1	0.05	0.05	2	0.5
ZZ31339		0.019	0.07	0.51	30	0.25	2.89	42	0.7
ZZ31340		0.028	0.08	0.39	30	0.17	2.24	118	1.0
ZZ31341		0.020	0.10	1.10	39	0.30	4.92	91	1.1
ZZ31342		0.027	0.06	2.20	40	0.20	15.00	49	1.3
ZZ31343		0.026	0.14	0.52	48	0.27	2.45	295	1.2
ZZ31344		0.028	0.05	0.54	29	0.19	4.93	40	1.9
ZZ31345		0.022	0.05	0.97	25	0.17	8.77	37	1.9
ZZ31346		0.028	0.09	0.53	43	0.46	2.23	64	<0.5
ZZ31347		0.020	0.11	0.64	40	0.27	10.45	55	0.9
ZZ31348		0.020	0.13	0.58	37	0.30	3.16	108	0.8

***** See Appendix Page for comments regarding this certificate *****

ALS Canada Ltd.
2103 Dollarton Hwy
North Vancouver BC V7H 0A7
Phone: 604 984 0221 Fax: 604 984 0218 www.alsglobal.com

To: **SILVER RANGE RESOURCES LTD.**
C/O ARCHER, CATHRO & ASSOCIATES (1981) LIMITED
1016- 510 W HASTINGS ST
VANCOUVER BC V6B 1L8

Finalized Date: 11- SEP- 2012
Account: RANSIL

Project: KEG- Northwest

CERTIFICATE OF ANALYSIS WH12195452

Method	CERTIFICATE COMMENTS
ME- MS41	Interference: Ca> 10% on ICP- MS As, ICP- AES results shown.
ME- MS41	Gold determinations by this method are semi- quantitative due to the small sample weight used (0.5g).

ALS Canada Ltd.

2103 Dollarton Hwy
North Vancouver BC V7H 0A7
Phone: 604 984 0221 Fax: 604 984 0218 www.alsglobal.com

To: **SILVER RANGE RESOURCES LTD.**
C/O ARCHER, CATHRO & ASSOCIATES (1981) LIMITED
1016-510 W HASTINGS ST
VANCOUVER BC V6B 1L8

Finalized Date: 11-SEP-2012
Account: RANSIL

CERTIFICATE WH12195453

Project: KEG-Northwest

P.O. No.:

This report is for 160 Soil samples submitted to our lab in Whitehorse, YT, Canada on 20-AUG-2012.

The following have access to data associated with this certificate:

MATT DUMALA	JOAN MARIACHER	HEATHER SMITH

SAMPLE PREPARATION

ALS CODE	DESCRIPTION
WEI-21	Received Sample Weight
LOG-22	Sample login - Rcd w/o BarCode
SCR-41	Screen to -180um and save both

ANALYTICAL PROCEDURES

ALS CODE	DESCRIPTION	INSTRUMENT
Au-ICP21	Au 30g FA ICP-AES Finish	ICP-AES
ME-MS41	51 anal. aqua regia ICPMS	

To: **SILVER RANGE RESOURCES LTD.**
ATTN: JOAN MARIACHER
C/O ARCHER, CATHRO & ASSOCIATES (1981) LIMITED
1016-510 W HASTINGS ST
VANCOUVER BC V6B 1L8

This is the Final Report and supersedes any preliminary report with this certificate number. Results apply to samples as submitted. All pages of this report have been checked and approved for release.

***** See Appendix Page for comments regarding this certificate *****

Signature:

Colin Ramshaw, Vancouver Laboratory Manager

ALS Canada Ltd.
2103 Dollarton Hwy
North Vancouver BC V7H 0A7
Phone: 604 984 0221 Fax: 604 984 0218 www.alsglobal.com

To: **SILVER RANGE RESOURCES LTD.**
C/O ARCHER, CATHRO & ASSOCIATES (1981) LIMITED
1016-510 W HASTINGS ST
VANCOUVER BC V6B 1L8

Finalized Date: 11-SEP-2012
Account: RANSIL

Project: KEG-Northwest

CERTIFICATE OF ANALYSIS WH12195453

Sample Description	Method	WEI-21	Au-ICP21	ME-MS41	ME-MS41	ME-MS41	ME-MS41	ME-MS41	ME-MS41	ME-MS41	ME-MS41	ME-MS41	ME-MS41	ME-MS41	ME-MS41	ME-MS41
	Analyte	Recvd Wt.	Au	Ag	Al	As	Au	B	Ba	Be	Bi	Ca	Cd	Ce	Co	Cr
	Units	kg	ppm	ppm	%	ppm	ppm	ppm	ppm	ppm	ppm	%	ppm	ppm	ppm	ppm
	LOR	0.02	0.001	0.01	0.01	0.1	0.2	10	10	0.05	0.01	0.01	0.01	0.02	0.1	1
ZZ31001		0.12	0.004	0.20	1.02	23.4	<0.2	<10	190	0.59	0.62	0.67	0.14	32.0	4.8	13
ZZ31002		0.14	<0.001	0.24	1.03	13.3	<0.2	<10	230	0.47	0.25	0.68	0.10	24.3	5.1	16
ZZ31003		0.21	0.001	0.40	1.16	17.1	<0.2	<10	250	0.69	0.42	0.73	0.34	40.0	6.0	15
ZZ31004		0.21	<0.001	0.12	1.27	9.9	<0.2	<10	190	0.26	0.26	0.20	0.24	20.7	5.9	18
ZZ31005		0.13	<0.001	0.12	0.57	5.5	<0.2	<10	130	0.30	0.17	0.22	0.18	16.70	3.0	10
ZZ31006		0.17	<0.001	0.07	1.68	10.2	<0.2	<10	210	0.50	0.63	0.17	0.16	20.6	6.0	18
ZZ31007		0.21	<0.001	0.15	1.78	10.4	<0.2	<10	270	0.75	0.41	0.20	0.30	33.4	7.9	19
ZZ31008		0.23	0.001	0.33	1.40	32.6	<0.2	<10	240	1.07	0.56	0.50	0.06	57.5	7.4	21
ZZ31009		0.19	<0.001	0.19	1.14	12.2	<0.2	<10	220	0.62	0.26	0.55	0.13	27.9	4.4	14
ZZ31010		0.19	0.001	0.10	0.91	14.0	<0.2	<10	240	0.43	0.23	0.27	0.05	23.0	4.2	15
ZZ31011		0.27	<0.001	0.16	1.50	10.3	<0.2	<10	290	0.58	0.25	0.28	0.12	19.00	5.1	15
ZZ31012		0.17	<0.001	0.09	1.27	7.9	<0.2	<10	200	0.41	0.21	0.32	0.11	13.35	3.1	15
ZZ31013		0.11	<0.001	0.14	1.09	5.0	<0.2	<10	200	0.26	0.16	0.44	0.15	12.00	4.0	12
ZZ31014		0.21	<0.001	0.18	0.68	2.0	<0.2	<10	160	0.31	0.13	0.69	0.45	19.00	3.1	6
ZZ31015		0.19	<0.001	0.18	0.72	5.8	<0.2	<10	140	0.21	0.17	0.20	0.12	12.70	3.4	10
ZZ31016		0.16	<0.001	0.16	0.74	7.1	<0.2	<10	170	0.25	0.18	0.20	0.15	18.75	3.8	13
ZZ31017		0.19	<0.001	0.27	0.99	3.4	<0.2	<10	160	0.27	0.17	0.25	0.29	15.50	4.9	12
ZZ31018		0.17	<0.001	0.49	0.92	9.3	<0.2	<10	320	0.45	0.25	0.69	0.86	18.60	5.0	13
ZZ31019		0.16	0.001	0.06	0.83	6.1	<0.2	<10	160	0.22	0.17	0.21	0.08	16.45	2.8	14
ZZ31020		0.18	<0.001	0.22	0.81	5.6	<0.2	<10	130	0.23	0.19	0.25	0.14	16.30	3.9	12
ZZ31021		0.26	0.002	0.37	1.25	10.1	<0.2	<10	430	0.88	0.26	0.54	0.22	24.5	6.0	17
ZZ31022		0.22	<0.001	0.35	1.08	12.4	<0.2	<10	280	0.43	0.26	0.16	0.29	15.65	5.7	18
ZZ31023		0.20	0.001	0.19	0.95	10.7	<0.2	<10	390	0.39	0.21	0.19	0.25	23.6	6.3	18
ZZ31024		0.26	0.001	0.05	1.06	9.8	<0.2	<10	180	0.35	0.21	0.10	0.17	20.8	4.7	16
ZZ31025		0.16	0.001	0.12	1.02	8.3	<0.2	<10	240	0.35	0.22	0.25	0.24	19.70	4.6	16
ZZ31026		0.23	0.001	0.11	0.97	7.3	<0.2	<10	290	0.31	0.21	0.39	0.28	14.85	4.5	13
ZZ31027		0.17	0.001	0.11	0.90	5.5	<0.2	<10	160	0.18	0.13	0.26	0.10	13.90	3.3	14
ZZ31028		0.14	0.001	0.21	0.91	4.7	<0.2	<10	120	0.36	0.17	0.53	0.14	21.9	4.8	10
ZZ31029		0.24	<0.001	0.20	1.04	8.5	<0.2	<10	150	0.47	0.25	0.58	0.09	30.6	7.0	18
ZZ31030		0.19	<0.001	0.05	0.77	14.0	<0.2	<10	180	0.30	0.20	0.14	0.05	11.75	3.4	13
ZZ31031		0.21	0.001	0.09	0.99	10.2	<0.2	<10	190	0.24	0.20	0.25	0.12	17.65	3.3	15
ZZ31032		0.18	<0.001	0.09	0.86	6.0	<0.2	<10	140	0.36	0.20	0.50	0.13	18.75	5.7	16
ZZ31033		0.17	<0.001	0.30	0.93	4.8	<0.2	<10	210	0.67	0.17	0.82	0.27	34.3	6.4	11
ZZ31034		0.24	0.001	0.12	1.15	4.0	<0.2	<10	160	0.34	0.17	0.57	0.10	23.7	6.7	15
ZZ31035		0.18	<0.001	0.08	1.23	6.9	<0.2	<10	180	0.32	0.21	0.44	0.19	20.1	6.8	17
ZZ31036		0.14	0.001	0.09	0.98	8.3	<0.2	<10	150	0.25	0.20	0.32	0.20	18.10	4.3	15
ZZ31037		0.14	<0.001	0.13	1.12	11.3	<0.2	<10	240	0.29	0.25	0.38	0.27	17.80	4.9	16
ZZ31038		0.11	0.001	0.15	1.16	4.7	<0.2	<10	270	0.60	0.09	1.42	0.24	21.5	11.4	24
ZZ31039		0.13	0.002	0.12	0.90	4.1	<0.2	<10	180	0.18	0.14	0.16	0.15	12.30	3.0	11
ZZ31040		0.16	0.001	0.18	0.74	10.3	<0.2	<10	380	0.29	0.19	0.28	0.15	16.05	4.6	13

***** See Appendix Page for comments regarding this certificate *****

ALS Canada Ltd.
2103 Dollarton Hwy
North Vancouver BC V7H 0A7
Phone: 604 984 0221 Fax: 604 984 0218 www.alsglobal.com

To: **SILVER RANGE RESOURCES LTD.**
C/O ARCHER, CATHRO & ASSOCIATES (1981) LIMITED
1016-510 W HASTINGS ST
VANCOUVER BC V6B 1L8

Finalized Date: 11-SEP-2012
Account: RANSIL

Project: KEG-Northwest

CERTIFICATE OF ANALYSIS WH12195453

Sample Description	Method	ME-MS41	ME-MS41	ME-MS41	ME-MS41	ME-MS41	ME-MS41	ME-MS41	ME-MS41	ME-MS41	ME-MS41	ME-MS41	ME-MS41	ME-MS41	ME-MS41	ME-MS41
	Analyte	Cs	Cu	Fe	Ga	Ge	Hf	Hg	In	K	La	Li	Mg	Mn	Mo	Na
	Units	ppm	ppm	%	ppm	ppm	ppm	ppm	ppm	%	ppm	ppm	%	ppm	ppm	%
	LOR	0.05	0.2	0.01	0.05	0.05	0.02	0.01	0.005	0.01	0.2	0.1	0.01	5	0.05	0.01
ZZ31001		3.99	13.2	1.66	4.25	0.07	0.05	0.03	0.025	0.19	17.1	26.4	0.31	290	1.34	0.01
ZZ31002		1.03	12.3	1.36	3.45	<0.05	0.03	0.03	0.016	0.06	12.0	25.2	0.27	170	0.89	0.01
ZZ31003		2.84	15.6	1.76	4.10	0.08	0.03	0.03	0.023	0.12	23.8	28.4	0.32	295	1.76	0.01
ZZ31004		0.79	9.5	1.85	4.76	0.05	0.04	0.01	0.018	0.13	10.6	15.8	0.32	196	2.18	0.01
ZZ31005		0.78	5.4	0.86	2.23	<0.05	0.02	0.01	0.008	0.06	8.5	8.4	0.14	124	0.55	0.01
ZZ31006		4.40	6.5	2.39	6.90	0.05	0.02	0.01	0.032	0.18	10.2	52.1	0.36	274	1.01	0.01
ZZ31007		11.95	11.7	2.56	6.94	0.06	0.06	0.01	0.037	0.28	16.5	42.4	0.38	507	0.83	0.01
ZZ31008		1.97	13.8	2.17	4.70	0.08	0.06	0.02	0.029	0.15	28.9	31.2	0.36	337	1.55	0.01
ZZ31009		1.07	14.6	1.29	3.51	0.05	0.04	0.02	0.015	0.05	14.9	12.9	0.23	158	0.82	0.01
ZZ31010		0.81	11.0	1.27	2.77	<0.05	0.03	0.02	0.014	0.05	10.8	11.7	0.24	115	1.09	0.01
ZZ31011		1.42	10.1	1.39	4.25	<0.05	0.05	0.01	0.017	0.08	9.6	10.3	0.23	147	1.08	0.01
ZZ31012		1.08	7.2	1.20	4.09	<0.05	0.03	0.01	0.015	0.03	6.8	10.8	0.21	66	0.92	0.01
ZZ31013		0.66	8.7	1.14	3.49	<0.05	0.02	0.01	0.011	0.05	6.2	7.4	0.18	129	0.84	0.02
ZZ31014		0.61	12.3	0.82	2.08	0.06	0.06	0.02	0.009	0.08	12.0	4.4	0.13	430	0.34	0.02
ZZ31015		0.60	7.1	0.87	2.46	<0.05	<0.02	0.01	0.009	0.04	6.0	6.6	0.15	212	0.54	0.01
ZZ31016		0.61	9.1	1.27	2.74	<0.05	0.03	0.01	0.013	0.08	9.7	8.6	0.22	139	1.05	0.01
ZZ31017		1.10	8.0	1.22	3.33	<0.05	<0.02	0.01	0.011	0.06	7.3	8.8	0.16	246	0.79	0.01
ZZ31018		1.07	17.7	1.20	2.90	<0.05	0.03	0.03	0.014	0.08	9.4	9.4	0.22	302	0.88	0.01
ZZ31019		0.69	5.4	1.05	2.67	<0.05	<0.02	0.01	0.011	0.04	8.1	8.1	0.19	72	0.69	<0.01
ZZ31020		0.94	7.6	1.23	2.87	<0.05	0.02	0.01	0.012	0.08	8.4	9.5	0.21	115	0.82	0.01
ZZ31021		2.01	18.8	1.48	3.54	0.07	0.03	0.02	0.020	0.11	15.8	15.0	0.43	226	0.99	0.01
ZZ31022		1.63	21.5	1.62	3.97	<0.05	0.02	0.01	0.023	0.08	8.1	14.1	0.28	220	1.50	0.01
ZZ31023		0.75	10.1	1.77	3.41	0.05	0.03	0.01	0.017	0.09	11.9	10.5	0.29	183	1.36	0.01
ZZ31024		0.79	8.6	1.52	3.52	<0.05	0.02	0.01	0.016	0.06	10.4	10.5	0.24	113	1.23	<0.01
ZZ31025		0.86	8.4	1.32	2.95	<0.05	0.02	0.01	0.015	0.05	9.5	10.0	0.23	109	0.91	0.01
ZZ31026		1.04	17.0	1.32	3.06	<0.05	0.03	0.01	0.014	0.06	7.5	9.7	0.22	278	0.84	0.01
ZZ31027		0.55	6.2	1.21	3.01	<0.05	0.03	0.01	0.010	0.03	7.4	8.9	0.21	81	0.85	0.01
ZZ31028		0.47	10.7	1.36	2.62	0.06	0.05	0.02	0.012	0.05	8.2	5.6	0.17	342	0.45	0.01
ZZ31029		0.62	8.0	1.85	3.26	0.06	0.10	0.02	0.024	0.06	13.4	8.0	0.26	244	0.89	0.01
ZZ31030		0.55	10.2	1.15	2.43	<0.05	0.02	0.01	0.014	0.05	6.5	8.6	0.20	114	1.01	<0.01
ZZ31031		0.52	5.7	1.32	3.76	<0.05	0.03	0.01	0.012	0.09	9.1	10.8	0.21	105	0.90	0.01
ZZ31032		0.52	9.7	1.76	2.81	0.06	0.06	0.02	0.019	0.06	9.5	7.1	0.27	433	0.76	0.01
ZZ31033		1.10	21.6	1.53	2.69	0.08	0.04	0.04	0.027	0.06	20.1	5.2	0.19	609	0.49	0.02
ZZ31034		0.69	9.8	1.59	3.40	0.05	0.05	0.01	0.018	0.05	8.0	8.1	0.22	408	0.52	0.01
ZZ31035		0.85	12.5	1.78	3.66	0.05	0.05	0.01	0.020	0.06	9.5	8.7	0.24	250	0.61	0.01
ZZ31036		1.06	7.6	1.68	3.50	<0.05	0.03	0.01	0.014	0.07	9.5	10.9	0.23	99	1.29	0.01
ZZ31037		0.86	12.1	1.68	3.56	<0.05	0.03	0.03	0.019	0.08	9.4	11.7	0.26	131	1.38	0.01
ZZ31038		0.91	22.5	1.97	3.54	0.07	0.05	0.02	0.016	0.05	12.0	10.6	0.51	410	0.46	0.04
ZZ31039		1.06	8.3	1.06	2.84	<0.05	<0.02	<0.01	0.010	0.03	6.4	12.3	0.17	83	0.89	0.01
ZZ31040		0.57	16.4	1.25	2.64	<0.05	0.03	0.01	0.013	0.06	8.3	10.0	0.20	220	1.09	0.01

***** See Appendix Page for comments regarding this certificate *****

ALS Canada Ltd.
2103 Dollarton Hwy
North Vancouver BC V7H 0A7
Phone: 604 984 0221 Fax: 604 984 0218 www.alsglobal.com

To: **SILVER RANGE RESOURCES LTD.**
C/O ARCHER, CATHRO & ASSOCIATES (1981) LIMITED
1016-510 W HASTINGS ST
VANCOUVER BC V6B 1L8

Finalized Date: 11-SEP-2012
Account: RANSIL

Project: KEG-Northwest

CERTIFICATE OF ANALYSIS WH12195453

Sample Description	Method	ME-MS41	ME-MS41	ME-MS41	ME-MS41	ME-MS41	ME-MS41	ME-MS41	ME-MS41	ME-MS41	ME-MS41	ME-MS41	ME-MS41	ME-MS41	ME-MS41	ME-MS41
	Analyte	Nb	Ni	P	Pb	Rb	Re	S	Sb	Sc	Se	Sn	Sr	Ta	Te	Th
	Units	ppm	ppm	ppm	ppm	ppm	ppm	%	ppm	ppm	ppm	ppm	ppm	ppm	ppm	ppm
	LOR	0.05	0.2	10	0.2	0.1	0.001	0.01	0.05	0.1	0.2	0.2	0.2	0.01	0.01	0.2
ZZ31001		2.59	14.5	440	10.5	35.8	<0.001	0.02	0.73	4.0	0.7	1.8	33.2	<0.01	0.02	6.4
ZZ31002		1.16	14.8	410	9.0	10.5	0.001	0.02	0.60	2.6	0.7	0.6	28.8	<0.01	0.02	3.2
ZZ31003		1.87	17.6	500	10.5	33.5	<0.001	0.02	0.65	3.4	0.8	1.2	37.5	<0.01	0.02	4.1
ZZ31004		1.55	14.8	220	8.6	18.2	<0.001	0.01	0.67	2.5	0.4	0.7	17.4	<0.01	0.03	3.3
ZZ31005		0.91	8.5	130	5.0	13.7	<0.001	0.01	0.45	1.5	0.3	0.5	11.3	<0.01	0.01	2.3
ZZ31006		3.50	11.9	230	12.2	42.3	<0.001	0.01	0.36	4.2	0.2	3.0	14.9	<0.01	0.02	5.0
ZZ31007		3.53	14.0	230	12.9	90.1	<0.001	0.01	0.43	5.1	0.4	2.9	25.2	<0.01	0.02	11.1
ZZ31008		1.53	18.8	360	16.6	20.8	<0.001	0.01	0.68	4.8	0.7	1.0	26.5	<0.01	0.03	14.0
ZZ31009		0.91	17.3	340	7.9	8.1	<0.001	0.02	0.69	2.3	0.6	0.5	33.3	<0.01	0.02	3.2
ZZ31010		0.90	15.4	210	8.2	6.2	<0.001	0.01	0.75	2.4	0.4	0.5	17.6	<0.01	0.02	3.8
ZZ31011		1.07	23.4	280	10.2	10.3	<0.001	0.01	0.64	2.2	0.4	0.4	20.8	<0.01	0.02	3.4
ZZ31012		1.02	15.5	130	8.3	7.1	<0.001	0.01	0.51	1.9	0.3	0.4	17.0	<0.01	0.02	2.1
ZZ31013		0.84	13.1	220	5.3	7.7	<0.001	0.01	0.39	1.5	0.3	0.3	22.0	<0.01	0.01	1.5
ZZ31014		0.41	8.1	360	8.2	7.6	<0.001	0.03	0.24	1.2	0.7	0.3	20.4	<0.01	0.01	1.3
ZZ31015		0.74	8.8	130	6.0	5.4	<0.001	0.01	0.44	1.3	0.2	0.3	11.7	<0.01	0.01	1.3
ZZ31016		1.01	11.1	180	7.1	13.9	<0.001	0.01	0.60	1.8	0.4	0.4	12.5	<0.01	0.02	2.6
ZZ31017		0.75	9.9	210	8.3	8.9	<0.001	0.01	0.36	1.2	0.2	0.4	18.0	<0.01	0.01	0.8
ZZ31018		0.84	22.5	370	8.4	13.0	<0.001	0.02	0.91	2.1	0.7	0.4	28.5	<0.01	0.02	2.5
ZZ31019		0.86	9.8	90	6.3	6.1	<0.001	0.01	0.58	1.7	0.3	0.4	11.7	<0.01	0.01	1.9
ZZ31020		0.90	11.9	160	7.5	15.9	<0.001	0.01	0.55	1.6	0.2	0.4	13.4	<0.01	0.02	1.9
ZZ31021		0.90	27.8	450	11.7	15.2	<0.001	0.02	0.88	2.7	0.7	0.5	27.3	<0.01	0.02	2.4
ZZ31022		0.76	20.5	410	8.1	18.3	<0.001	0.02	1.21	2.0	0.8	0.5	16.8	<0.01	0.03	1.5
ZZ31023		1.08	15.0	230	9.7	14.7	0.001	0.01	0.85	2.4	0.4	0.5	13.9	<0.01	0.03	3.3
ZZ31024		0.92	13.7	190	9.2	8.6	0.001	0.01	0.70	2.1	0.4	0.5	11.9	<0.01	0.03	2.3
ZZ31025		0.84	14.3	150	9.5	8.0	0.001	0.01	0.70	2.2	0.4	0.4	15.5	<0.01	0.03	2.7
ZZ31026		0.66	12.7	280	8.2	9.2	0.001	0.01	0.63	1.8	0.4	1.0	19.0	<0.01	0.02	1.1
ZZ31027		1.01	10.4	90	5.9	4.0	0.001	0.01	0.48	1.7	0.3	0.4	13.6	<0.01	0.02	1.8
ZZ31028		0.62	13.0	150	8.0	4.5	0.001	0.01	0.36	2.0	0.4	0.3	20.8	<0.01	0.01	3.3
ZZ31029		0.94	13.1	80	10.8	6.1	0.001	0.01	0.60	3.4	0.4	0.5	12.9	<0.01	0.03	4.5
ZZ31030		0.62	13.0	140	5.6	4.8	0.001	0.01	1.05	1.6	0.5	0.3	11.6	<0.01	0.03	1.9
ZZ31031		1.02	9.7	140	8.8	9.4	0.001	0.01	0.48	1.8	0.2	0.5	15.4	<0.01	0.02	2.4
ZZ31032		0.86	12.5	110	9.2	6.1	0.001	0.01	0.60	3.1	0.4	0.4	14.9	<0.01	0.02	3.2
ZZ31033		0.53	23.9	290	12.2	8.0	0.001	0.01	0.39	2.3	0.6	0.3	21.4	<0.01	0.02	2.0
ZZ31034		0.95	13.5	110	9.6	6.9	0.001	0.01	0.39	2.8	0.3	0.4	22.7	<0.01	0.02	3.7
ZZ31035		1.06	18.7	160	9.9	6.9	0.001	0.01	0.47	2.5	0.3	0.5	16.5	<0.01	0.02	2.7
ZZ31036		1.14	12.7	180	9.0	11.9	0.001	0.02	0.66	2.0	0.3	0.5	17.5	<0.01	0.03	2.3
ZZ31037		0.96	15.6	250	9.5	9.4	0.001	0.01	0.78	2.2	0.4	0.5	19.0	<0.01	0.03	2.4
ZZ31038		0.51	30.3	640	4.1	6.3	0.001	0.03	0.57	2.8	1.1	0.4	34.9	<0.01	0.02	0.8
ZZ31039		0.74	9.3	120	7.6	4.6	0.001	0.01	0.53	1.2	0.2	0.4	17.7	<0.01	0.02	1.2
ZZ31040		0.81	13.6	170	7.0	10.7	0.001	0.01	0.89	1.7	0.6	0.4	16.7	<0.01	0.04	2.1

***** See Appendix Page for comments regarding this certificate *****

ALS Canada Ltd.
2103 Dollarton Hwy
North Vancouver BC V7H 0A7
Phone: 604 984 0221 Fax: 604 984 0218 www.alsglobal.com

To: **SILVER RANGE RESOURCES LTD.**
C/O ARCHER, CATHRO & ASSOCIATES (1981) LIMITED
1016-510 W HASTINGS ST
VANCOUVER BC V6B 1L8

Finalized Date: 11-SEP-2012
Account: RANSIL

Project: KEG-Northwest

CERTIFICATE OF ANALYSIS WH12195453

Sample Description	Method	ME-MS41	ME-MS41	ME-MS41	ME-MS41	ME-MS41	ME-MS41	ME-MS41	ME-MS41
	Analyte	Ti	Tl	U	V	W	Y	Zn	Zr
	Units	%	ppm	ppm	ppm	ppm	ppm	ppm	ppm
	LOR	0.005	0.02	0.05	1	0.05	0.05	2	0.5
ZZ31001		0.054	0.29	21.2	35	2.28	15.35	63	1.4
ZZ31002		0.032	0.11	18.50	37	0.47	7.64	44	1.0
ZZ31003		0.043	0.22	24.0	37	0.44	17.40	72	0.8
ZZ31004		0.043	0.12	0.56	47	0.28	2.73	63	1.9
ZZ31005		0.027	0.08	0.84	26	0.33	3.64	31	0.7
ZZ31006		0.095	0.34	0.96	55	0.83	3.42	74	0.6
ZZ31007		0.095	0.35	2.11	50	0.35	7.72	107	2.1
ZZ31008		0.043	0.18	9.98	44	0.29	14.05	59	2.0
ZZ31009		0.023	0.11	1.68	33	0.27	10.60	43	1.2
ZZ31010		0.027	0.09	2.24	36	0.29	3.90	37	1.2
ZZ31011		0.022	0.10	0.60	40	0.24	4.15	46	2.0
ZZ31012		0.015	0.11	0.44	46	0.26	2.41	29	1.0
ZZ31013		0.022	0.07	0.32	33	0.23	1.81	35	1.0
ZZ31014		0.020	0.04	0.40	16	0.11	25.3	41	1.5
ZZ31015		0.022	0.07	0.33	28	0.22	2.25	25	<0.5
ZZ31016		0.034	0.09	0.43	33	0.18	2.61	40	1.1
ZZ31017		0.022	0.09	0.35	31	0.26	2.16	46	<0.5
ZZ31018		0.019	0.10	0.66	38	0.39	5.46	69	1.2
ZZ31019		0.027	0.08	0.36	36	0.21	2.57	30	0.5
ZZ31020		0.024	0.09	0.35	34	0.28	2.10	33	0.7
ZZ31021		0.021	0.12	1.06	44	0.37	16.25	53	0.8
ZZ31022		0.025	0.13	0.62	44	0.20	3.90	67	0.6
ZZ31023		0.041	0.11	0.56	40	0.22	3.28	67	1.0
ZZ31024		0.022	0.11	0.48	41	0.22	2.75	49	0.5
ZZ31025		0.020	0.10	0.49	40	0.24	3.35	49	0.6
ZZ31026		0.020	0.08	0.42	38	0.29	3.04	39	0.9
ZZ31027		0.026	0.08	0.33	37	0.29	2.11	30	1.2
ZZ31028		0.019	0.05	0.93	21	0.13	10.50	31	1.6
ZZ31029		0.030	0.08	0.47	36	0.44	13.10	48	2.7
ZZ31030		0.019	0.07	0.45	31	0.32	2.67	36	0.8
ZZ31031		0.025	0.13	0.38	41	0.24	2.34	36	1.2
ZZ31032		0.029	0.08	0.50	29	0.16	11.35	51	1.9
ZZ31033		0.020	0.05	0.52	20	0.17	20.9	39	0.8
ZZ31034		0.026	0.06	0.61	24	0.14	4.93	29	1.5
ZZ31035		0.032	0.09	0.45	36	0.25	4.16	59	2.1
ZZ31036		0.029	0.10	0.42	40	0.72	2.62	51	1.3
ZZ31037		0.024	0.10	0.51	42	0.29	3.13	68	1.1
ZZ31038		0.024	0.06	1.34	32	0.37	17.25	49	1.1
ZZ31039		0.014	0.08	0.27	36	0.25	1.94	28	<0.5
ZZ31040		0.020	0.08	0.38	33	0.21	2.60	46	1.0

***** See Appendix Page for comments regarding this certificate *****

ALS Canada Ltd.
2103 Dollarton Hwy
North Vancouver BC V7H 0A7
Phone: 604 984 0221 Fax: 604 984 0218 www.alsglobal.com

To: **SILVER RANGE RESOURCES LTD.**
C/O ARCHER, CATHRO & ASSOCIATES (1981) LIMITED
1016-510 W HASTINGS ST
VANCOUVER BC V6B 1L8

Finalized Date: 11-SEP-2012
Account: RANSIL

Project: KEG-Northwest

CERTIFICATE OF ANALYSIS WH12195453

Sample Description	Method	WEI-21	Au-ICP21	ME-MS41	ME-MS41	ME-MS41	ME-MS41	ME-MS41	ME-MS41	ME-MS41	ME-MS41	ME-MS41	ME-MS41	ME-MS41	ME-MS41	ME-MS41
	Analyte	Recvd Wt.	Au	Ag	Al	As	Au	B	Ba	Be	Bi	Ca	Cd	Ce	Co	Cr
	Units	kg	ppm	ppm	%	ppm	ppm	ppm	ppm	ppm	ppm	%	ppm	ppm	ppm	ppm
	LOR	0.02	0.001	0.01	0.01	0.1	0.2	10	10	0.05	0.01	0.01	0.01	0.02	0.1	1
ZZ31401		0.13	0.001	0.27	0.90	9.1	<0.2	<10	110	0.22	0.23	0.09	0.24	17.15	2.9	11
ZZ31402		0.09	<0.001	0.49	0.70	3.4	<0.2	<10	310	0.31	0.21	0.41	0.39	19.70	4.0	6
ZZ31403		0.10	<0.001	0.11	0.80	4.6	<0.2	<10	140	0.22	0.18	0.14	0.38	14.60	3.6	12
ZZ31404		0.15	<0.001	0.18	1.13	11.5	<0.2	<10	140	0.35	0.20	0.46	0.32	21.5	4.1	15
ZZ31405		0.12	0.001	0.21	0.84	19.0	<0.2	<10	100	0.74	0.26	1.54	0.29	33.4	3.2	9
ZZ31406		0.16	<0.001	0.22	1.94	6.7	<0.2	<10	180	0.66	1.05	0.15	0.09	20.5	5.9	9
ZZ31407		0.16	<0.001	0.07	1.58	9.8	<0.2	<10	100	0.90	0.37	0.08	0.05	40.9	4.1	11
ZZ31408		0.13	<0.001	0.18	1.47	8.6	<0.2	<10	140	0.53	0.32	0.15	0.11	24.6	5.2	12
ZZ31409		0.18	0.001	0.13	1.02	6.7	<0.2	<10	150	0.31	0.23	0.40	0.12	19.20	4.9	14
ZZ31410		0.16	<0.001	0.05	1.57	12.3	<0.2	<10	120	0.37	0.25	0.10	0.12	15.50	4.5	20
ZZ31411		0.15	0.001	0.29	0.81	5.7	<0.2	<10	180	0.35	0.36	0.75	0.15	27.3	4.3	11
ZZ31412		0.16	0.001	0.04	1.37	11.9	<0.2	<10	120	0.20	0.27	0.09	0.11	10.70	2.7	16
ZZ31413		0.18	0.001	0.06	1.43	17.0	<0.2	<10	120	0.32	0.26	0.17	0.15	19.55	5.1	21
ZZ31414		0.13	<0.001	0.21	0.93	3.3	<0.2	<10	180	0.30	0.21	0.34	0.44	17.00	4.5	7
ZZ31415		0.15	0.001	0.14	1.49	11.9	<0.2	<10	200	0.31	0.27	0.11	0.18	13.95	3.9	17
ZZ31416		0.11	0.003	0.16	0.65	46.0	<0.2	<10	130	0.29	0.12	1.26	0.18	20.7	3.5	9
ZZ31417		0.16	<0.001	0.09	1.06	8.8	<0.2	<10	90	0.26	0.23	0.19	0.08	11.50	3.2	10
ZZ31418		0.17	0.001	0.03	1.17	10.9	<0.2	<10	150	0.43	0.25	0.28	0.05	23.4	3.8	16
ZZ31419		0.16	<0.001	0.06	1.01	6.2	<0.2	<10	160	0.24	0.23	0.28	0.10	24.3	5.0	16
ZZ31420		0.13	0.002	0.09	0.86	6.4	<0.2	<10	110	0.32	0.23	0.36	0.15	44.5	3.9	11
ZZ31421		0.10	0.001	0.04	0.88	3.6	<0.2	<10	80	0.28	0.18	0.15	0.13	17.40	3.0	11
ZZ31422		0.19	0.001	0.07	1.20	8.8	<0.2	<10	130	0.57	0.26	0.29	4.74	58.1	6.5	13
ZZ31423		0.11	0.003	0.16	1.09	7.3	<0.2	<10	180	0.53	0.27	1.47	0.29	58.4	5.3	13
ZZ31424		0.18	0.001	0.14	1.27	5.9	<0.2	<10	170	0.65	0.26	0.54	0.11	55.7	3.8	10
ZZ31425		0.14	0.001	0.10	1.27	10.3	<0.2	<10	130	0.60	0.28	0.45	0.30	58.8	5.6	15
ZZ31426		0.13	0.001	0.10	0.96	2.0	<0.2	<10	140	0.50	0.11	0.43	0.14	71.6	5.5	7
ZZ31427		0.13	<0.001	0.30	0.89	4.1	<0.2	<10	120	0.75	0.20	0.51	0.22	128.0	4.7	8
ZZ31428		0.15	0.004	0.14	1.10	4.8	<0.2	<10	160	0.34	0.22	0.13	0.22	21.6	4.4	15
ZZ31429		0.15	<0.001	0.14	0.62	2.5	<0.2	<10	100	0.37	0.11	0.32	0.26	64.5	3.2	6
ZZ31430		0.18	0.002	0.12	1.13	12.6	<0.2	<10	140	0.58	0.29	0.33	0.19	64.7	4.9	15
ZZ31431		0.15	<0.001	0.12	0.82	15.6	<0.2	<10	110	0.37	0.17	0.83	0.23	28.2	4.1	9
ZZ31432		0.16	0.001	0.09	1.18	7.6	<0.2	<10	130	0.33	0.24	0.11	0.12	22.1	4.3	17
ZZ31433		0.16	0.002	0.06	1.24	5.0	<0.2	<10	120	0.38	0.14	0.27	0.04	21.6	6.1	14
ZZ31434		0.15	0.001	0.17	1.10	8.1	<0.2	<10	250	0.45	0.19	0.21	0.31	27.6	5.4	13
ZZ31435		0.19	0.002	0.02	1.01	8.7	<0.2	<10	170	0.34	0.54	0.26	0.06	25.8	5.4	17
ZZ31436		0.15	<0.001	0.12	0.93	9.9	<0.2	<10	120	0.22	0.30	0.13	0.22	19.35	3.1	13
ZZ31437		0.11	<0.001	0.27	0.76	1.6	<0.2	<10	90	0.28	0.08	0.07	0.22	26.6	4.2	5
ZZ31438		0.18	0.001	0.22	1.50	10.9	<0.2	<10	190	0.42	0.25	0.15	0.27	24.4	5.6	24
ZZ31439		0.17	0.003	0.08	0.61	6.0	<0.2	<10	80	0.12	0.19	0.06	0.07	18.65	1.3	8
ZZ31440		0.15	0.001	0.07	1.01	10.9	<0.2	<10	110	0.35	0.23	0.07	0.19	20.6	3.0	12

***** See Appendix Page for comments regarding this certificate *****

ALS Canada Ltd.
2103 Dollarton Hwy
North Vancouver BC V7H 0A7
Phone: 604 984 0221 Fax: 604 984 0218 www.alsglobal.com

To: **SILVER RANGE RESOURCES LTD.**
C/O ARCHER, CATHRO & ASSOCIATES (1981) LIMITED
1016-510 W HASTINGS ST
VANCOUVER BC V6B 1L8

Finalized Date: 11-SEP-2012
Account: RANSIL

Project: KEG-Northwest

CERTIFICATE OF ANALYSIS WH12195453

Sample Description	Method	ME-MS41	ME-MS41	ME-MS41	ME-MS41	ME-MS41	ME-MS41	ME-MS41	ME-MS41	ME-MS41	ME-MS41	ME-MS41	ME-MS41	ME-MS41	ME-MS41	ME-MS41
	Analyte	Cs	Cu	Fe	Ga	Ge	Hf	Hg	In	K	La	Li	Mg	Mn	Mo	Na
	Units	ppm	ppm	%	ppm	ppm	ppm	ppm	ppm	%	ppm	ppm	%	ppm	ppm	%
	LOR	0.05	0.2	0.01	0.05	0.05	0.02	0.01	0.005	0.01	0.2	0.1	0.01	5	0.05	0.01
ZZ31401		1.65	13.6	1.45	5.07	<0.05	<0.02	0.01	0.016	0.09	9.3	12.1	0.16	96	1.93	0.01
ZZ31402		1.17	11.3	0.93	2.73	0.05	0.02	0.03	0.011	0.12	13.9	9.4	0.13	857	0.51	0.02
ZZ31403		1.28	7.1	1.35	3.50	<0.05	<0.02	0.01	0.011	0.14	8.1	11.1	0.19	103	1.02	0.01
ZZ31404		1.49	13.3	1.53	3.60	0.05	0.04	0.01	0.018	0.15	10.4	17.1	0.25	179	1.23	0.01
ZZ31405		4.45	15.0	1.29	3.38	0.09	0.06	0.04	0.023	0.08	36.2	22.1	0.23	162	0.92	0.01
ZZ31406		13.45	4.7	3.37	10.20	0.12	0.08	0.01	0.061	0.64	9.9	115.0	0.60	625	0.99	0.01
ZZ31407		6.39	3.4	2.24	6.66	0.05	0.09	0.01	0.033	0.22	17.6	50.3	0.33	238	0.81	0.01
ZZ31408		4.38	5.5	2.15	6.19	0.06	0.03	0.01	0.027	0.29	13.6	44.3	0.31	262	1.25	0.01
ZZ31409		1.19	6.1	1.48	3.84	0.05	0.03	0.01	0.016	0.12	12.3	35.3	0.27	253	2.77	0.01
ZZ31410		1.58	8.1	1.85	4.58	<0.05	0.04	0.02	0.017	0.07	8.7	26.5	0.31	137	1.12	0.01
ZZ31411		3.10	10.3	1.35	3.77	0.06	0.02	0.04	0.019	0.09	16.4	23.2	0.21	532	2.39	0.02
ZZ31412		1.75	5.5	1.80	5.27	<0.05	0.03	0.01	0.016	0.06	5.7	34.5	0.21	90	2.83	<0.01
ZZ31413		1.46	6.5	2.15	4.75	<0.05	0.06	0.02	0.018	0.12	10.6	23.8	0.39	208	1.25	0.01
ZZ31414		3.01	10.6	1.60	4.59	<0.05	<0.02	0.01	0.020	0.18	7.7	23.7	0.19	910	0.99	0.02
ZZ31415		1.83	10.6	1.86	4.05	<0.05	0.07	0.03	0.020	0.08	7.6	21.1	0.23	144	1.02	<0.01
ZZ31416		0.96	9.2	1.01	2.36	0.05	0.03	0.03	0.009	0.05	14.5	15.7	0.15	225	0.99	0.02
ZZ31417		2.69	6.5	1.50	4.72	<0.05	<0.02	0.01	0.021	0.16	6.2	28.8	0.24	143	1.66	0.01
ZZ31418		2.57	5.9	1.74	3.93	0.05	0.05	0.01	0.024	0.19	13.1	36.6	0.30	185	0.99	0.01
ZZ31419		2.85	8.2	1.58	4.75	<0.05	0.03	0.01	0.019	0.13	13.0	19.9	0.30	304	0.89	0.03
ZZ31420		3.18	5.5	1.47	4.38	0.06	0.02	0.02	0.025	0.14	29.4	22.0	0.26	228	1.33	0.02
ZZ31421		1.90	5.9	1.24	4.58	<0.05	0.04	0.01	0.014	0.09	9.3	17.1	0.18	159	1.75	0.02
ZZ31422		3.83	9.2	1.99	5.76	0.08	0.04	0.04	0.032	0.18	35.7	36.9	0.29	444	8.05	0.02
ZZ31423		2.95	13.1	1.60	4.43	0.07	0.03	0.03	0.024	0.14	34.4	31.4	0.29	461	2.95	0.02
ZZ31424		5.76	7.0	2.01	6.03	0.12	0.05	0.03	0.033	0.30	48.6	52.7	0.37	337	0.77	0.02
ZZ31425		3.69	9.5	1.96	5.95	0.08	0.03	0.02	0.029	0.18	38.4	43.5	0.34	377	3.93	0.02
ZZ31426		6.48	10.5	1.67	6.12	0.10	0.02	0.02	0.022	0.23	57.7	27.4	0.25	917	2.12	0.04
ZZ31427		3.32	20.3	1.28	4.81	0.20	0.03	0.04	0.020	0.11	105.0	23.3	0.16	307	1.07	0.04
ZZ31428		2.09	8.7	1.68	4.39	<0.05	0.02	0.01	0.015	0.14	10.8	26.3	0.26	235	1.02	0.02
ZZ31429		1.51	14.3	0.94	3.01	0.11	<0.02	0.03	0.012	0.07	53.0	13.1	0.11	366	0.82	0.04
ZZ31430		5.86	18.0	1.72	5.70	0.10	0.04	0.01	0.026	0.20	48.0	30.8	0.33	277	1.25	0.02
ZZ31431		3.56	9.0	1.21	3.92	0.05	<0.02	0.01	0.016	0.14	20.6	22.9	0.22	338	0.58	0.03
ZZ31432		1.20	7.7	1.93	5.94	<0.05	0.03	0.02	0.016	0.14	12.7	15.7	0.27	146	1.46	0.01
ZZ31433		3.84	6.9	1.94	5.83	<0.05	0.02	<0.01	0.021	0.13	10.0	41.1	0.36	423	1.28	0.03
ZZ31434		2.67	10.0	1.32	4.41	<0.05	0.02	0.02	0.021	0.14	11.4	27.4	0.23	567	0.57	0.03
ZZ31435		1.69	9.4	1.58	3.80	<0.05	0.04	0.01	0.019	0.06	13.1	16.5	0.32	233	0.69	0.01
ZZ31436		2.04	7.4	1.51	5.46	<0.05	<0.02	0.01	0.016	0.10	9.4	13.2	0.20	168	1.00	0.01
ZZ31437		2.29	21.1	1.09	4.47	<0.05	0.04	0.02	0.017	0.12	14.1	9.0	0.10	360	0.54	0.03
ZZ31438		1.74	11.0	2.36	5.61	<0.05	0.02	0.01	0.018	0.07	12.5	18.6	0.35	222	1.37	0.01
ZZ31439		0.97	5.6	0.87	5.51	<0.05	<0.02	0.01	0.007	0.03	9.5	3.6	0.08	60	0.58	0.01
ZZ31440		1.70	15.9	1.63	5.53	<0.05	<0.02	0.01	0.017	0.05	9.8	12.4	0.15	102	1.20	0.01

***** See Appendix Page for comments regarding this certificate *****

ALS Canada Ltd.
2103 Dollarton Hwy
North Vancouver BC V7H 0A7
Phone: 604 984 0221 Fax: 604 984 0218 www.alsglobal.com

To: **SILVER RANGE RESOURCES LTD.**
C/O ARCHER, CATHRO & ASSOCIATES (1981) LIMITED
1016-510 W HASTINGS ST
VANCOUVER BC V6B 1L8

Finalized Date: 11-SEP-2012
Account: RANSIL

Project: KEG-Northwest

CERTIFICATE OF ANALYSIS WH12195453

Sample Description	Method	ME-MS41	ME-MS41	ME-MS41	ME-MS41	ME-MS41	ME-MS41	ME-MS41	ME-MS41	ME-MS41	ME-MS41	ME-MS41	ME-MS41	ME-MS41	ME-MS41	ME-MS41
	Analyte	Nb	Ni	P	Pb	Rb	Re	S	Sb	Sc	Se	Sn	Sr	Ta	Te	Th
	Units	ppm	ppm	ppm	ppm	ppm	ppm	%	ppm	ppm	ppm	ppm	ppm	ppm	ppm	ppm
	LOR	0.05	0.2	10	0.2	0.1	0.001	0.01	0.05	0.1	0.2	0.2	0.2	0.01	0.01	0.2
ZZ31401		2.17	8.6	180	7.6	19.1	0.001	0.01	0.64	1.8	0.4	1.4	12.3	<0.01	0.03	2.0
ZZ31402		0.93	6.1	240	4.7	10.4	0.001	0.02	0.25	1.5	0.3	0.7	33.1	<0.01	0.03	1.9
ZZ31403		1.27	9.2	160	6.5	26.3	0.001	0.01	0.48	1.6	0.2	0.7	12.1	<0.01	0.02	1.2
ZZ31404		1.40	12.0	180	7.0	31.5	0.001	0.02	0.50	2.6	0.6	0.7	21.8	<0.01	0.03	4.0
ZZ31405		1.84	9.3	390	7.7	29.8	0.005	0.08	0.74	2.5	2.7	1.3	46.5	0.01	0.02	5.0
ZZ31406		6.22	4.0	320	12.9	127.5	0.001	0.01	0.23	8.3	0.3	7.6	12.0	<0.01	0.02	7.6
ZZ31407		2.07	6.1	200	13.2	40.6	0.001	0.01	0.37	3.9	0.3	2.9	7.4	<0.01	0.01	10.3
ZZ31408		3.00	7.1	160	11.8	34.0	0.001	0.01	0.37	3.8	0.3	3.1	10.9	<0.01	0.02	5.9
ZZ31409		1.45	9.0	190	7.5	20.4	0.002	0.01	0.34	2.1	0.8	0.8	18.8	<0.01	0.02	3.2
ZZ31410		1.59	13.7	200	8.2	15.7	0.001	0.01	0.63	2.1	0.4	0.7	10.0	<0.01	0.03	3.4
ZZ31411		1.67	7.3	690	7.4	22.3	0.002	0.03	0.30	2.3	1.4	1.6	35.5	0.01	0.02	3.5
ZZ31412		1.92	10.7	220	5.9	11.2	0.001	0.01	0.63	1.8	0.4	0.9	8.5	<0.01	0.03	2.0
ZZ31413		1.55	12.6	220	8.7	23.4	0.001	0.01	0.52	2.4	0.3	0.7	13.2	<0.01	0.03	4.5
ZZ31414		2.37	4.5	370	8.4	39.7	0.001	0.01	0.22	2.2	0.3	2.0	20.9	<0.01	0.02	3.4
ZZ31415		1.80	14.8	340	7.9	12.4	0.001	0.01	0.65	2.1	0.5	1.0	8.4	<0.01	0.03	3.5
ZZ31416		0.74	7.0	400	4.8	11.5	0.002	0.05	0.36	1.5	1.6	0.4	58.3	<0.01	0.02	2.3
ZZ31417		2.34	6.9	180	6.3	32.3	0.001	0.02	0.35	2.3	0.3	1.6	14.3	<0.01	0.02	2.0
ZZ31418		1.97	10.5	120	8.3	37.9	0.001	0.01	0.44	3.2	0.3	1.3	14.6	<0.01	0.02	6.2
ZZ31419		1.89	8.0	230	7.7	45.1	<0.001	0.01	0.23	2.9	0.3	1.3	20.8	<0.01	<0.01	5.8
ZZ31420		2.35	7.1	410	6.5	36.5	0.003	0.03	0.29	3.2	1.3	1.9	19.7	<0.01	<0.01	5.7
ZZ31421		1.84	5.4	280	6.5	23.6	<0.001	0.01	0.28	1.9	0.2	1.2	11.7	<0.01	0.02	3.8
ZZ31422		3.29	13.4	340	9.7	44.0	0.003	0.03	0.45	4.4	3.3	2.3	19.4	<0.01	<0.01	10.6
ZZ31423		2.39	10.9	560	8.6	33.4	0.006	0.06	0.54	3.3	3.9	1.5	62.2	0.01	<0.01	5.2
ZZ31424		3.97	8.9	540	8.1	59.6	0.001	0.02	0.54	5.9	1.6	3.1	24.1	<0.01	<0.01	16.1
ZZ31425		3.14	11.2	420	9.5	54.9	0.001	0.04	0.47	3.6	1.5	2.3	26.1	<0.01	0.01	5.8
ZZ31426		3.95	4.6	410	7.6	77.9	0.001	0.02	0.18	3.6	1.2	2.9	24.0	<0.01	0.01	5.7
ZZ31427		2.24	7.9	260	6.6	43.0	<0.001	0.03	0.32	3.6	2.6	1.5	31.0	<0.01	0.01	8.8
ZZ31428		1.82	9.2	210	8.0	29.7	0.001	0.02	0.40	2.4	<0.2	1.1	12.0	<0.01	0.01	4.6
ZZ31429		0.84	6.3	440	4.7	15.6	<0.001	0.03	0.20	1.4	1.3	0.7	19.9	<0.01	<0.01	1.8
ZZ31430		3.12	10.6	230	8.1	80.5	<0.001	0.02	0.35	4.1	1.0	2.2	21.1	<0.01	0.03	9.1
ZZ31431		1.72	5.7	500	6.5	64.5	<0.001	0.03	0.33	2.2	0.4	1.4	35.0	<0.01	<0.01	2.4
ZZ31432		2.07	10.2	160	10.2	23.8	0.001	0.01	0.46	2.3	0.2	1.2	11.7	<0.01	0.04	3.4
ZZ31433		2.39	6.9	270	9.8	46.9	0.001	0.01	0.34	3.3	0.2	2.0	15.7	<0.01	<0.01	4.2
ZZ31434		1.75	9.1	340	10.8	47.3	<0.001	0.02	0.26	2.5	<0.2	1.1	19.5	<0.01	0.01	4.3
ZZ31435		1.33	14.7	540	7.4	12.5	<0.001	0.01	0.54	2.6	0.5	1.1	16.5	<0.01	0.02	5.2
ZZ31436		1.70	7.3	610	9.4	34.5	<0.001	0.01	0.35	1.9	<0.2	1.4	11.0	<0.01	0.01	1.7
ZZ31437		2.38	2.6	520	5.1	29.8	<0.001	0.02	0.11	1.8	0.4	1.6	9.6	<0.01	<0.01	6.0
ZZ31438		1.35	12.8	310	12.2	25.7	<0.001	0.01	0.57	2.5	0.2	0.9	15.6	<0.01	0.03	3.2
ZZ31439		1.34	2.9	250	5.4	8.1	0.001	0.01	0.29	1.0	<0.2	1.3	8.1	<0.01	0.01	2.0
ZZ31440		1.54	7.0	240	10.0	20.1	<0.001	0.02	0.48	1.6	0.2	1.1	10.0	<0.01	0.03	1.5

***** See Appendix Page for comments regarding this certificate *****

ALS Canada Ltd.
2103 Dollarton Hwy
North Vancouver BC V7H 0A7
Phone: 604 984 0221 Fax: 604 984 0218 www.alsglobal.com

To: **SILVER RANGE RESOURCES LTD.**
C/O ARCHER, CATHRO & ASSOCIATES (1981) LIMITED
1016-510 W HASTINGS ST
VANCOUVER BC V6B 1L8

Finalized Date: 11-SEP-2012
Account: RANSIL

Project: KEG-Northwest

CERTIFICATE OF ANALYSIS WH12195453

Sample Description	Method	ME-MS41	ME-MS41	ME-MS41	ME-MS41	ME-MS41	ME-MS41	ME-MS41	ME-MS41
	Analyte	Ti	Tl	U	V	W	Y	Zn	Zr
	Units	%	ppm	ppm	ppm	ppm	ppm	ppm	ppm
	LOR	0.005	0.02	0.05	1	0.05	0.05	2	0.5
ZZ31401		0.052	0.13	0.65	42	0.33	2.29	30	0.5
ZZ31402		0.038	0.07	1.20	22	0.13	5.87	25	0.6
ZZ31403		0.045	0.11	0.34	32	0.22	2.04	40	<0.5
ZZ31404		0.045	0.11	2.84	34	0.21	5.47	34	1.4
ZZ31405		0.037	0.20	50.0	21	0.28	33.4	34	1.4
ZZ31406		0.209	0.73	0.83	44	0.45	10.50	86	2.2
ZZ31407		0.062	0.27	1.26	33	0.18	9.50	58	3.1
ZZ31408		0.084	0.30	1.46	41	0.24	5.76	56	1.1
ZZ31409		0.048	0.12	3.73	34	0.28	5.30	42	0.8
ZZ31410		0.042	0.16	0.74	50	0.29	2.65	50	1.3
ZZ31411		0.055	0.16	9.10	28	0.20	13.45	33	0.5
ZZ31412		0.043	0.12	0.62	64	0.39	2.58	48	1.1
ZZ31413		0.056	0.15	1.11	53	0.28	3.24	60	2.2
ZZ31414		0.072	0.19	1.28	30	0.99	3.32	59	<0.5
ZZ31415		0.044	0.12	0.56	43	0.38	4.06	49	2.5
ZZ31416		0.034	0.08	34.2	25	0.15	13.40	23	1.0
ZZ31417		0.064	0.18	1.12	35	0.22	3.11	31	<0.5
ZZ31418		0.066	0.21	2.81	36	0.28	6.29	38	1.7
ZZ31419		0.071	0.20	5.26	38	0.23	6.70	55	1.0
ZZ31420		0.072	0.24	7.42	29	0.18	16.75	37	0.6
ZZ31421		0.058	0.16	1.09	39	0.25	2.52	42	1.3
ZZ31422		0.090	0.28	19.05	42	0.32	23.7	167	1.2
ZZ31423		0.065	0.20	33.9	33	0.25	31.2	46	1.0
ZZ31424		0.104	0.45	19.40	35	0.49	36.1	56	1.7
ZZ31425		0.087	0.29	10.00	42	0.27	20.8	59	0.9
ZZ31426		0.129	0.29	11.90	34	0.17	26.4	37	0.9
ZZ31427		0.064	0.23	36.3	26	0.22	52.0	21	0.8
ZZ31428		0.064	0.14	1.39	40	0.25	4.30	53	1.0
ZZ31429		0.039	0.09	21.0	23	0.19	31.2	19	<0.5
ZZ31430		0.092	0.30	21.9	38	0.25	24.5	62	1.3
ZZ31431		0.061	0.19	18.65	26	0.15	16.30	50	<0.5
ZZ31432		0.069	0.17	1.50	53	0.68	3.85	56	0.6
ZZ31433		0.095	0.29	5.25	41	0.29	5.29	47	1.0
ZZ31434		0.056	0.18	2.49	29	0.40	5.89	73	0.7
ZZ31435		0.063	0.11	0.70	34	0.35	8.03	38	1.8
ZZ31436		0.065	0.18	0.59	42	0.41	3.35	35	<0.5
ZZ31437		0.078	0.13	3.76	26	0.16	7.31	23	1.7
ZZ31438		0.057	0.15	0.54	56	0.33	2.96	73	0.6
ZZ31439		0.054	0.09	0.31	32	0.20	1.76	13	0.5
ZZ31440		0.048	0.12	0.85	46	0.34	2.84	32	<0.5

***** See Appendix Page for comments regarding this certificate *****

ALS Canada Ltd.
2103 Dollarton Hwy
North Vancouver BC V7H 0A7
Phone: 604 984 0221 Fax: 604 984 0218 www.alsglobal.com

To: **SILVER RANGE RESOURCES LTD.**
C/O ARCHER, CATHRO & ASSOCIATES (1981) LIMITED
1016-510 W HASTINGS ST
VANCOUVER BC V6B 1L8

Finalized Date: 11-SEP-2012
Account: RANSIL

Project: KEG-Northwest

CERTIFICATE OF ANALYSIS WH12195453

Sample Description	Method	WEI-21	Au-ICP21	ME-MS41	ME-MS41	ME-MS41	ME-MS41	ME-MS41	ME-MS41	ME-MS41	ME-MS41	ME-MS41	ME-MS41	ME-MS41	ME-MS41	ME-MS41
	Analyte	Recvd Wt.	Au	Ag	Al	As	Au	B	Ba	Be	Bi	Ca	Cd	Ce	Co	Cr
	Units	kg	ppm	ppm	%	ppm	ppm	ppm	ppm	ppm	ppm	%	ppm	ppm	ppm	ppm
	LOR	0.02	0.001	0.01	0.01	0.1	0.2	10	10	0.05	0.01	0.01	0.01	0.02	0.1	1
ZZ31441		0.16	0.004	0.41	1.28	12.1	<0.2	<10	360	0.94	0.19	0.99	0.20	88.3	8.4	18
ZZ31442		0.21	<0.001	0.07	0.72	5.1	<0.2	<10	100	0.38	0.17	0.49	0.85	42.2	3.2	9
ZZ31443		0.11	0.001	0.30	0.99	4.8	<0.2	<10	150	1.02	0.20	0.88	1.21	115.0	2.7	12
ZZ31444		0.18	0.001	0.25	0.86	5.4	<0.2	<10	230	0.65	0.34	0.90	0.84	38.4	3.1	8
ZZ31453		0.16	0.003	0.38	1.01	23.4	<0.2	<10	200	0.44	0.29	0.17	0.47	20.2	3.6	16
ZZ31454		0.13	<0.001	0.30	0.58	14.1	<0.2	10	210	0.35	0.30	2.17	1.06	17.55	4.6	10
ZZ31455		0.15	0.002	0.45	0.76	24.3	<0.2	<10	210	0.46	0.35	1.67	0.51	23.2	5.5	13
ZZ31456		0.17	<0.001	0.22	1.03	61.5	<0.2	<10	190	0.31	0.18	0.52	0.07	16.15	4.3	13
ZZ31457		0.15	0.001	0.06	1.22	5.2	<0.2	<10	90	0.17	0.21	0.17	0.25	17.20	2.6	14
ZZ31458		0.14	0.001	0.13	1.27	15.5	<0.2	<10	300	0.48	0.24	0.45	0.09	28.0	5.8	20
ZZ31459		0.14	0.001	0.43	0.90	9.7	<0.2	<10	250	0.46	0.11	0.67	0.06	21.3	3.1	10
ZZ31460		0.18	0.003	0.28	0.86	12.0	<0.2	<10	290	0.38	0.14	1.30	0.52	21.3	5.9	13
ZZ31461		0.18	0.004	0.25	0.79	11.5	<0.2	<10	220	0.23	0.25	0.77	0.14	17.20	4.3	11
ZZ31462		0.12	0.001	0.20	0.65	19.9	<0.2	<10	260	0.29	0.21	1.55	0.72	16.20	4.9	11
ZZ31463		0.14	0.003	0.24	0.62	14.9	<0.2	<10	230	0.36	0.21	1.98	0.62	19.85	5.0	12
ZZ31464		0.15	<0.001	0.35	0.89	13.3	<0.2	<10	200	1.27	0.42	3.09	2.37	37.3	10.0	9
ZZ31465		0.15	0.001	0.23	1.08	21.5	<0.2	<10	300	0.44	0.26	0.94	0.17	24.0	6.8	17
ZZ31466		0.19	<0.001	0.18	0.84	39.0	<0.2	<10	100	0.18	0.31	0.05	0.25	18.35	2.9	13
ZZ31467		0.15	0.006	2.15	1.29	17.2	<0.2	<10	400	0.41	0.32	0.12	0.35	25.3	4.4	17
ZZ31468		0.19	0.001	1.16	0.91	12.6	<0.2	<10	220	0.36	0.24	0.07	0.16	17.55	3.0	13
ZZ31469		0.22	0.003	0.38	1.08	13.1	<0.2	<10	300	0.45	0.22	0.11	0.15	26.3	5.3	16
ZZ31470		0.21	0.002	0.60	1.29	16.9	<0.2	<10	270	0.56	0.30	0.09	0.34	23.0	7.3	20
ZZ31471		0.23	<0.001	0.37	0.86	10.8	<0.2	<10	240	0.30	0.23	0.06	0.15	22.8	4.2	15
ZZ31472		0.18	0.005	1.73	1.21	21.2	<0.2	<10	360	0.48	0.33	0.05	0.30	17.70	6.0	18
ZZ31473		0.14	0.004	0.91	1.47	17.5	<0.2	<10	400	0.88	0.28	0.05	0.26	21.8	8.5	23
ZZ31474		0.16	0.002	1.37	1.34	15.9	<0.2	<10	290	0.50	0.25	0.06	0.41	21.8	8.0	24
ZZ31475		0.16	0.002	1.18	1.45	16.1	<0.2	<10	190	0.49	0.26	0.06	0.23	19.25	5.6	21
ZZ31476		0.16	<0.001	0.86	0.86	11.0	<0.2	<10	150	0.25	0.19	0.06	0.19	19.10	4.0	15
ZZ31477		0.09	0.001	0.84	0.83	10.6	<0.2	<10	260	0.33	0.19	0.20	0.24	19.10	5.6	14
ZZ31478		0.21	0.004	0.82	1.61	20.2	<0.2	<10	450	1.49	0.33	0.74	0.14	48.9	12.6	23
ZZ31479		0.10	0.001	0.44	0.60	14.8	<0.2	10	170	0.47	0.25	3.17	0.51	16.60	7.4	9
ZZ31480		0.12	<0.001	0.18	0.83	12.0	<0.2	<10	270	0.34	0.18	0.21	0.06	15.00	3.9	12
ZZ31481		0.21	0.002	0.28	1.04	9.8	<0.2	<10	220	0.32	0.32	0.39	0.16	16.70	3.9	13
ZZ31482		0.23	<0.001	0.28	1.21	9.7	<0.2	<10	410	0.68	0.23	0.44	0.10	22.7	7.0	17
ZZ31483		0.13	0.002	0.57	0.99	16.6	<0.2	<10	280	0.46	0.39	1.14	0.40	17.30	4.1	14
ZZ31484		0.11	<0.001	0.24	0.80	13.6	<0.2	<10	100	0.23	0.18	0.14	0.11	20.5	3.4	13
ZZ31485		0.24	0.001	0.09	1.02	16.1	<0.2	<10	340	0.42	0.22	0.21	0.10	24.0	5.4	18
ZZ31486		0.17	0.001	0.15	1.10	12.3	<0.2	<10	240	0.42	0.17	0.32	0.12	22.2	5.2	20
ZZ31487		0.14	<0.001	0.11	0.90	12.8	<0.2	<10	240	0.30	0.19	0.26	0.13	21.8	5.1	17
ZZ31488		0.13	0.001	0.23	1.23	14.9	<0.2	<10	260	0.34	0.21	0.47	0.07	16.00	3.1	20

***** See Appendix Page for comments regarding this certificate *****

ALS Canada Ltd.
2103 Dollarton Hwy
North Vancouver BC V7H 0A7
Phone: 604 984 0221 Fax: 604 984 0218 www.alsglobal.com

To: **SILVER RANGE RESOURCES LTD.**
C/O ARCHER, CATHRO & ASSOCIATES (1981) LIMITED
1016-510 W HASTINGS ST
VANCOUVER BC V6B 1L8

Finalized Date: 11-SEP-2012
Account: RANSIL

Project: KEG-Northwest

CERTIFICATE OF ANALYSIS WH12195453

Sample Description	Method	ME-MS41	ME-MS41	ME-MS41	ME-MS41	ME-MS41	ME-MS41	ME-MS41	ME-MS41	ME-MS41	ME-MS41	ME-MS41	ME-MS41	ME-MS41	ME-MS41	ME-MS41
	Analyte	Cs	Cu	Fe	Ga	Ge	Hf	Hg	In	K	La	Li	Mg	Mn	Mo	Na
	Units	ppm	ppm	%	ppm	ppm	ppm	ppm	ppm	%	ppm	ppm	%	ppm	ppm	%
	LOR	0.05	0.2	0.01	0.05	0.05	0.02	0.01	0.005	0.01	0.2	0.1	0.01	5	0.05	0.01
ZZ31441		3.05	25.3	1.87	4.68	0.14	0.04	0.12	0.030	0.07	59.3	30.0	0.35	843	1.11	0.02
ZZ31442		2.88	7.0	1.17	3.64	0.07	0.02	0.01	0.015	0.08	30.7	22.3	0.18	253	0.99	0.03
ZZ31443		3.52	20.5	0.99	3.97	0.18	0.03	0.06	0.023	0.07	92.1	20.7	0.21	257	0.79	0.03
ZZ31444		1.94	13.7	1.10	3.15	0.05	0.04	0.03	0.018	0.05	22.9	14.4	0.17	227	1.10	0.03
ZZ31453		1.37	29.1	1.98	4.98	<0.05	<0.02	0.02	0.021	0.08	10.0	7.9	0.22	102	3.16	0.01
ZZ31454		0.87	19.9	1.14	1.97	0.05	0.02	0.05	0.023	0.04	8.4	5.3	0.23	387	0.25	0.02
ZZ31455		0.68	24.8	1.42	2.60	0.05	0.03	0.08	0.024	0.04	12.3	7.2	0.30	405	0.20	0.02
ZZ31456		0.91	9.8	1.17	3.50	<0.05	0.02	0.02	0.015	0.03	7.7	7.0	0.18	121	0.42	0.03
ZZ31457		0.79	6.2	1.38	4.99	<0.05	0.05	0.04	0.016	0.06	8.1	6.3	0.14	67	0.61	0.01
ZZ31458		0.81	10.3	1.69	3.82	<0.05	0.04	0.02	0.026	0.04	13.1	8.8	0.28	254	0.90	0.01
ZZ31459		1.69	17.5	1.10	2.75	0.05	0.04	0.06	0.013	0.04	18.5	6.2	0.13	78	0.53	0.03
ZZ31460		1.06	19.5	1.42	2.70	<0.05	0.04	0.06	0.024	0.03	11.4	8.8	0.37	512	0.51	0.02
ZZ31461		1.01	10.2	1.13	2.96	<0.05	0.03	0.07	0.021	0.03	8.6	5.5	0.17	190	0.40	0.02
ZZ31462		0.54	15.5	1.09	2.31	<0.05	0.04	0.06	0.018	0.03	8.1	5.3	0.17	292	0.21	0.02
ZZ31463		0.54	19.4	1.20	2.18	<0.05	0.05	0.07	0.021	0.04	9.9	6.0	0.21	196	0.20	0.02
ZZ31464		0.88	76.3	1.85	2.17	0.10	0.08	0.05	0.041	0.03	23.7	6.7	0.16	265	0.22	0.02
ZZ31465		1.21	26.0	1.62	3.25	<0.05	0.06	0.05	0.028	0.04	12.7	11.5	0.26	212	0.69	0.02
ZZ31466		2.26	11.1	1.63	4.82	<0.05	0.03	0.02	0.016	0.07	9.4	7.6	0.15	74	1.98	<0.01
ZZ31467		1.95	36.7	1.96	4.42	<0.05	<0.02	0.07	0.036	0.06	13.1	14.6	0.21	85	2.44	0.02
ZZ31468		1.29	19.6	1.32	3.27	<0.05	<0.02	0.05	0.017	0.05	9.2	7.6	0.15	67	1.26	0.01
ZZ31469		1.21	28.7	1.65	3.36	<0.05	0.02	0.05	0.021	0.06	13.8	12.1	0.25	143	1.28	0.01
ZZ31470		1.96	22.9	2.04	4.91	<0.05	<0.02	0.03	0.023	0.06	11.8	19.9	0.24	257	1.70	0.01
ZZ31471		0.83	14.0	1.45	3.82	<0.05	<0.02	0.02	0.011	0.04	12.3	8.0	0.16	85	1.21	0.01
ZZ31472		3.43	26.8	2.50	4.90	<0.05	0.07	0.03	0.026	0.06	9.0	18.0	0.17	111	1.70	0.01
ZZ31473		2.26	22.7	2.16	5.04	<0.05	0.05	0.04	0.027	0.06	12.6	26.5	0.25	109	1.47	0.01
ZZ31474		2.42	23.0	2.39	4.33	<0.05	0.09	0.04	0.024	0.07	11.9	19.0	0.30	130	1.90	0.01
ZZ31475		1.54	17.9	2.07	4.38	<0.05	0.07	0.03	0.020	0.09	10.0	14.4	0.27	110	1.67	0.01
ZZ31476		0.71	12.9	1.58	3.69	<0.05	<0.02	0.02	0.013	0.06	9.9	10.8	0.19	86	1.26	0.01
ZZ31477		1.71	14.1	1.63	3.07	<0.05	<0.02	0.02	0.014	0.08	9.8	13.9	0.21	131	1.22	0.02
ZZ31478		1.35	80.4	2.47	4.36	0.09	0.05	0.07	0.035	0.09	31.3	21.4	0.34	555	0.99	0.02
ZZ31479		0.96	40.8	1.72	1.98	0.05	0.03	0.03	0.021	0.08	9.2	5.4	0.18	283	0.73	0.02
ZZ31480		0.77	13.6	1.17	2.55	<0.05	0.05	0.02	0.016	0.04	7.1	6.9	0.15	126	0.71	0.02
ZZ31481		1.00	17.5	1.11	2.83	<0.05	0.05	0.03	0.018	0.06	7.4	12.1	0.18	224	1.41	0.02
ZZ31482		1.63	26.0	2.03	3.38	<0.05	0.07	0.03	0.028	0.08	9.3	16.0	0.27	165	1.05	0.02
ZZ31483		1.28	30.7	1.44	2.73	<0.05	0.05	0.05	0.022	0.08	9.2	13.0	0.27	175	1.14	0.02
ZZ31484		0.82	8.3	1.38	3.01	<0.05	<0.02	0.02	0.022	0.07	11.9	9.3	0.18	60	1.25	0.01
ZZ31485		0.83	14.6	1.64	3.16	<0.05	0.02	0.02	0.019	0.07	13.1	12.3	0.31	126	1.27	0.01
ZZ31486		0.60	12.4	1.69	3.44	<0.05	0.03	0.02	0.016	0.06	12.1	10.5	0.32	154	1.15	0.01
ZZ31487		0.72	10.5	1.59	3.04	<0.05	0.03	0.02	0.017	0.10	11.9	11.0	0.27	131	1.22	0.01
ZZ31488		0.89	12.0	1.39	3.48	<0.05	0.08	0.02	0.018	0.04	8.1	13.0	0.24	73	0.99	0.01

***** See Appendix Page for comments regarding this certificate *****

ALS Canada Ltd.
2103 Dollarton Hwy
North Vancouver BC V7H 0A7
Phone: 604 984 0221 Fax: 604 984 0218 www.alsglobal.com

To: **SILVER RANGE RESOURCES LTD.**
C/O ARCHER, CATHRO & ASSOCIATES (1981) LIMITED
1016-510 W HASTINGS ST
VANCOUVER BC V6B 1L8

Finalized Date: 11-SEP-2012
Account: RANSIL

Project: KEG-Northwest

CERTIFICATE OF ANALYSIS WH12195453

Sample Description	Method	ME-MS41	ME-MS41	ME-MS41	ME-MS41	ME-MS41	ME-MS41	ME-MS41	ME-MS41	ME-MS41	ME-MS41	ME-MS41	ME-MS41	ME-MS41	ME-MS41	ME-MS41
	Analyte	Nb	Ni	P	Pb	Rb	Re	S	Sb	Sc	Se	Sn	Sr	Ta	Te	Th
	Units	ppm	ppm	ppm	ppm	ppm	ppm	%	ppm	ppm	ppm	ppm	ppm	ppm	ppm	ppm
	LOR	0.05	0.2	10	0.2	0.1	0.001	0.01	0.05	0.1	0.2	0.2	0.2	0.01	0.01	0.2
ZZ31441		2.12	16.8	1140	9.9	23.1	<0.001	0.06	1.63	4.9	3.2	1.5	48.8	0.01	0.02	7.0
ZZ31442		1.71	6.8	380	4.3	26.0	<0.001	0.03	0.31	1.9	1.2	1.3	25.8	<0.01	<0.01	3.0
ZZ31443		1.22	11.0	760	6.5	28.1	0.002	0.07	0.65	2.3	3.1	0.8	42.1	<0.01	0.01	3.7
ZZ31444		0.82	11.3	730	6.5	10.0	0.001	0.06	0.75	1.4	1.5	0.5	33.8	<0.01	0.03	2.4
ZZ31453		0.91	19.4	1060	10.0	14.3	0.001	0.02	2.37	1.6	0.7	0.6	41.1	<0.01	0.05	1.6
ZZ31454		0.51	19.0	550	10.5	4.4	0.001	0.08	1.10	1.4	0.9	0.4	35.7	<0.01	0.03	0.8
ZZ31455		0.63	24.8	440	15.3	5.3	<0.001	0.05	1.29	2.4	1.3	0.5	27.7	<0.01	0.01	1.7
ZZ31456		0.69	9.9	240	8.3	5.9	0.001	0.03	0.92	1.8	0.2	0.4	19.3	<0.01	<0.01	1.6
ZZ31457		1.06	7.4	80	8.2	16.0	<0.001	0.01	0.39	1.8	<0.2	0.8	10.2	<0.01	0.01	1.9
ZZ31458		0.87	15.3	210	10.6	4.5	<0.001	0.17	0.87	3.2	0.5	0.6	19.9	<0.01	0.02	3.5
ZZ31459		0.53	14.1	280	5.2	6.6	<0.001	0.34	0.84	2.2	1.0	0.3	22.6	<0.01	0.02	1.4
ZZ31460		0.58	16.2	740	6.8	6.6	0.001	0.43	1.10	2.0	1.2	0.4	33.7	<0.01	0.03	1.1
ZZ31461		0.62	9.0	670	9.8	5.4	<0.001	0.04	0.70	1.8	0.8	0.4	26.2	<0.01	0.03	1.3
ZZ31462		0.60	13.2	620	9.0	4.5	<0.001	0.07	1.04	1.7	1.2	0.3	31.7	<0.01	0.02	1.3
ZZ31463		0.74	19.9	570	8.1	6.7	0.001	0.09	1.07	2.2	1.9	0.4	35.2	<0.01	0.01	2.0
ZZ31464		0.51	49.4	480	20.4	3.0	<0.001	0.07	1.29	1.4	2.2	0.5	58.3	0.01	0.04	0.7
ZZ31465		0.79	25.6	320	9.6	6.5	<0.001	0.02	0.95	3.2	0.7	0.6	23.8	<0.01	0.03	3.4
ZZ31466		1.20	11.8	360	9.1	16.9	<0.001	0.01	1.16	1.7	0.8	0.7	8.1	<0.01	0.03	2.6
ZZ31467		0.86	19.7	610	10.9	12.8	<0.001	0.04	1.58	1.8	1.6	0.6	17.8	<0.01	0.07	0.8
ZZ31468		0.41	11.2	470	8.2	10.1	<0.001	0.02	0.88	0.5	0.3	0.5	10.3	<0.01	0.03	<0.2
ZZ31469		0.87	20.8	390	8.8	9.5	<0.001	0.01	1.06	2.2	0.3	0.5	12.4	<0.01	0.03	2.7
ZZ31470		0.96	15.6	590	11.8	11.4	<0.001	0.02	0.96	1.7	0.2	0.6	10.0	<0.01	0.04	0.9
ZZ31471		0.93	11.8	170	7.5	9.1	<0.001	0.01	0.82	1.5	<0.2	0.6	7.6	<0.01	0.03	2.0
ZZ31472		1.04	20.9	330	9.6	13.3	<0.001	0.03	2.25	1.6	0.7	0.7	6.2	<0.01	0.05	2.2
ZZ31473		1.31	25.7	240	11.2	16.4	<0.001	0.02	1.47	2.3	0.3	0.7	6.2	<0.01	0.04	2.5
ZZ31474		0.97	27.5	210	10.1	19.6	<0.001	0.02	1.78	2.4	0.5	0.6	6.7	<0.01	0.03	3.0
ZZ31475		1.25	22.0	200	10.1	10.9	<0.001	0.02	1.34	2.1	0.2	0.7	7.6	<0.01	0.06	2.6
ZZ31476		1.00	13.1	200	6.5	9.0	<0.001	0.01	1.17	1.4	0.3	0.6	6.8	<0.01	0.03	1.5
ZZ31477		0.84	17.5	300	7.3	17.4	<0.001	0.01	0.82	1.7	<0.2	0.4	16.5	<0.01	0.04	1.5
ZZ31478		0.88	59.7	260	11.9	11.6	<0.001	0.02	1.17	5.8	1.8	0.6	25.1	<0.01	0.06	4.0
ZZ31479		0.39	35.1	330	11.9	7.6	<0.001	0.05	2.47	1.3	0.6	0.5	37.6	<0.01	0.03	1.7
ZZ31480		0.67	16.1	100	5.5	5.0	<0.001	0.01	1.70	1.7	<0.2	0.4	17.0	<0.01	0.02	1.9
ZZ31481		0.88	18.0	130	7.4	8.2	<0.001	0.01	0.92	1.6	<0.2	0.4	18.5	<0.01	0.03	2.1
ZZ31482		0.77	34.8	140	7.5	12.4	<0.001	0.02	1.16	3.4	0.3	0.6	29.4	<0.01	0.04	3.3
ZZ31483		0.57	27.9	500	8.2	9.8	<0.001	0.04	1.54	1.8	0.8	0.4	33.7	<0.01	0.02	1.8
ZZ31484		0.81	13.2	280	7.8	8.7	<0.001	0.03	1.18	1.2	<0.2	0.4	25.1	<0.01	0.03	1.6
ZZ31485		0.99	19.1	230	9.8	10.3	<0.001	0.01	1.05	2.4	0.2	0.5	15.3	<0.01	0.02	2.8
ZZ31486		0.89	16.7	190	8.5	4.6	<0.001	0.01	0.87	2.4	0.2	0.5	17.3	<0.01	0.03	2.5
ZZ31487		1.05	15.2	220	8.9	18.6	<0.001	0.01	0.80	2.0	<0.2	0.5	15.1	<0.01	0.02	2.6
ZZ31488		0.88	18.1	90	7.7	6.0	<0.001	0.01	0.83	2.5	0.2	0.6	19.5	<0.01	0.03	2.2

***** See Appendix Page for comments regarding this certificate *****

ALS Canada Ltd.
2103 Dollarton Hwy
North Vancouver BC V7H 0A7
Phone: 604 984 0221 Fax: 604 984 0218 www.alsglobal.com

To: **SILVER RANGE RESOURCES LTD.**
C/O ARCHER, CATHRO & ASSOCIATES (1981) LIMITED
1016-510 W HASTINGS ST
VANCOUVER BC V6B 1L8

Finalized Date: 11-SEP-2012
Account: RANSIL

Project: KEG-Northwest

CERTIFICATE OF ANALYSIS WH12195453

Sample Description	Method	ME-MS41	ME-MS41	ME-MS41	ME-MS41	ME-MS41	ME-MS41	ME-MS41	ME-MS41
	Analyte	Ti	Tl	U	V	W	Y	Zn	Zr
	Units	%	ppm	ppm	ppm	ppm	ppm	ppm	ppm
	LOR	0.005	0.02	0.05	1	0.05	0.05	2	0.5
ZZ31441		0.062	0.26	95.6	34	0.31	67.4	48	1.3
ZZ31442		0.058	0.17	9.06	30	0.70	19.70	58	0.7
ZZ31443		0.033	0.25	57.3	23	0.27	59.2	69	0.7
ZZ31444		0.028	0.12	12.45	32	4.69	16.80	61	1.3
ZZ31453		0.030	0.13	0.60	59	0.30	3.17	113	<0.5
ZZ31454		0.017	0.08	1.14	22	0.21	12.65	115	0.9
ZZ31455		0.021	0.06	1.05	28	0.10	17.20	60	1.2
ZZ31456		0.024	0.09	0.68	36	0.17	3.87	28	0.9
ZZ31457		0.028	0.09	0.30	37	0.25	2.18	30	1.6
ZZ31458		0.023	0.11	0.83	47	0.27	6.93	43	1.4
ZZ31459		0.022	0.09	1.72	28	0.12	20.7	27	1.1
ZZ31460		0.019	0.10	1.94	30	0.13	11.60	72	1.1
ZZ31461		0.020	0.11	1.03	35	0.18	5.69	64	0.9
ZZ31462		0.019	0.07	1.07	28	0.24	6.44	63	1.4
ZZ31463		0.020	0.07	1.66	29	0.27	9.90	65	1.7
ZZ31464		0.016	0.06	1.80	27	0.14	49.1	194	0.8
ZZ31465		0.023	0.12	1.08	44	0.20	10.80	67	1.7
ZZ31466		0.035	0.16	0.43	54	0.27	1.90	59	1.4
ZZ31467		0.022	0.21	1.00	47	0.33	5.56	66	<0.5
ZZ31468		0.017	0.12	0.64	36	0.20	2.52	44	<0.5
ZZ31469		0.029	0.16	0.84	39	0.23	5.62	71	0.9
ZZ31470		0.025	0.19	0.69	56	0.29	3.29	103	<0.5
ZZ31471		0.028	0.12	0.42	49	0.25	2.41	48	<0.5
ZZ31472		0.033	0.17	0.45	60	0.24	2.06	156	2.9
ZZ31473		0.031	0.24	0.55	62	0.28	2.84	114	1.8
ZZ31474		0.040	0.17	0.58	54	0.25	2.72	106	3.5
ZZ31475		0.032	0.16	0.45	55	0.30	1.99	77	2.3
ZZ31476		0.030	0.12	0.37	43	0.23	1.95	45	<0.5
ZZ31477		0.030	0.12	0.42	38	0.19	2.61	66	<0.5
ZZ31478		0.028	0.12	1.58	51	0.27	44.0	111	1.7
ZZ31479		0.018	0.10	0.77	29	0.17	7.07	58	1.0
ZZ31480		0.026	0.09	0.41	35	0.15	3.55	37	1.9
ZZ31481		0.022	0.10	0.46	43	0.31	2.93	44	1.8
ZZ31482		0.029	0.13	0.66	46	0.21	4.62	84	2.2
ZZ31483		0.018	0.10	1.58	43	0.37	7.36	96	1.6
ZZ31484		0.024	0.10	0.44	41	0.26	2.06	38	<0.5
ZZ31485		0.036	0.13	0.55	42	0.23	3.90	59	0.9
ZZ31486		0.033	0.11	0.53	48	0.24	3.38	60	1.2
ZZ31487		0.037	0.10	0.49	42	0.39	2.88	56	1.0
ZZ31488		0.022	0.12	0.48	54	0.22	3.08	37	2.6

***** See Appendix Page for comments regarding this certificate *****

ALS Canada Ltd.
2103 Dollarton Hwy
North Vancouver BC V7H 0A7
Phone: 604 984 0221 Fax: 604 984 0218 www.alsglobal.com

To: **SILVER RANGE RESOURCES LTD.**
C/O ARCHER, CATHRO & ASSOCIATES (1981) LIMITED
1016-510 W HASTINGS ST
VANCOUVER BC V6B 1L8

Finalized Date: 11-SEP-2012
Account: RANSIL

Project: KEG-Northwest

CERTIFICATE OF ANALYSIS WH12195453

Sample Description	Method	WEI-21	Au-ICP21	ME-MS41	ME-MS41	ME-MS41	ME-MS41	ME-MS41	ME-MS41	ME-MS41	ME-MS41	ME-MS41	ME-MS41	ME-MS41	ME-MS41	ME-MS41
	Analyte	Recvd Wt.	Au	Ag	Al	As	Au	B	Ba	Be	Bi	Ca	Cd	Ce	Co	Cr
	Units	kg	ppm	ppm	%	ppm	ppm	ppm	ppm	ppm	ppm	%	ppm	ppm	ppm	ppm
	LOR	0.02	0.001	0.01	0.01	0.1	0.2	10	10	0.05	0.01	0.01	0.01	0.02	0.1	1
DD005701		0.26	0.004	0.55	1.83	247	<0.2	<10	370	0.85	0.28	0.98	0.94	33.1	9.4	30
DD005702		0.25	0.003	0.29	1.81	75.2	<0.2	<10	410	0.74	0.30	0.86	0.41	30.2	10.3	31
DD005703		0.16	0.001	0.17	1.95	50.3	<0.2	<10	400	0.70	0.28	0.78	0.60	24.5	8.6	31
DD005704		0.13	0.003	0.39	1.66	38.8	<0.2	<10	290	0.78	0.25	1.61	0.57	28.9	9.0	28
DD005705		0.25	0.002	0.38	1.63	67.9	<0.2	<10	210	0.67	0.30	1.46	1.00	24.5	8.2	31
DD005706		0.25	<0.001	0.41	1.71	23.2	<0.2	<10	270	0.72	0.33	0.70	1.64	19.35	3.9	28
DD005707		0.15	0.007	0.56	2.20	46.2	<0.2	<10	340	0.71	0.30	0.31	0.55	22.0	7.1	37
DD005708		0.12	0.004	0.13	0.72	23.1	<0.2	<10	70	0.32	0.13	0.13	0.30	9.73	2.7	8
DD005709		0.29	0.004	0.06	2.03	144.0	<0.2	<10	110	0.45	0.61	0.08	0.36	22.2	4.5	27
DD005710		0.11	0.001	0.12	0.79	13.2	<0.2	<10	80	0.19	0.32	0.11	0.18	10.60	1.9	9
DD005711		0.15	0.003	0.09	1.75	21.7	<0.2	<10	140	0.48	0.30	0.15	0.39	25.2	5.8	24
DD005712		0.09	0.003	0.18	1.22	34.9	<0.2	<10	160	0.31	0.21	1.10	1.19	12.75	4.5	15
DD005713		0.31	0.003	0.51	2.14	133.5	<0.2	<10	280	0.72	0.28	0.79	0.56	24.1	9.2	33
DD005714		0.24	0.003	0.51	1.90	54.5	<0.2	<10	300	0.75	0.28	0.95	0.56	22.0	5.7	28
DD005715		0.33	0.006	0.49	1.95	49.1	<0.2	<10	310	0.87	0.32	0.93	1.48	29.9	9.4	33
DD005716		0.13	0.005	0.49	1.69	38.4	<0.2	<10	250	0.74	0.26	1.59	1.14	22.0	5.6	26
DD005717		0.28	0.003	0.48	2.04	56.6	<0.2	<10	300	0.86	0.24	1.24	0.85	20.7	7.2	32
DD005718		0.18	0.002	0.45	1.50	17.0	<0.2	<10	180	0.49	0.20	1.56	0.73	17.35	2.9	22
DD005719		0.19	0.002	0.40	1.56	26.5	<0.2	<10	180	0.76	0.22	1.20	1.65	19.25	5.3	23
DD005720		0.12	0.001	0.25	1.51	35.4	<0.2	<10	210	0.57	0.24	0.59	1.36	15.80	5.7	26
DD005721		0.28	0.002	0.50	2.04	33.2	<0.2	<10	330	0.81	0.29	0.88	0.61	22.7	6.6	33
DD005722		0.25	0.004	0.42	1.76	24.3	<0.2	<10	290	0.53	0.26	0.76	0.44	20.6	5.2	29
DD005723		0.31	0.004	0.40	1.88	35.0	<0.2	<10	310	0.83	0.27	0.88	0.36	21.1	7.4	29
DD005724		0.23	0.004	0.42	1.48	24.7	<0.2	<10	270	0.53	0.22	0.87	1.61	17.45	6.4	22
DD005725		0.24	0.003	0.41	1.69	27.5	<0.2	<10	330	0.65	0.24	0.91	1.07	20.6	5.1	23
DD005726		0.21	0.002	0.46	1.20	14.5	<0.2	<10	340	0.41	0.19	0.77	0.83	19.75	4.8	18
DD005727		0.17	0.004	0.34	2.14	27.5	<0.2	<10	500	0.79	0.31	0.57	1.02	25.5	8.5	31
DD005728		0.33	0.002	0.45	1.83	27.2	<0.2	<10	380	0.67	0.22	2.67	0.92	23.0	6.7	23
DD005729		0.15	0.001	0.09	1.22	24.1	<0.2	<10	200	0.28	0.27	0.16	0.39	19.35	3.8	20
DD005730		0.26	0.003	0.39	1.47	25.1	<0.2	<10	360	0.56	0.21	0.71	0.57	23.1	5.9	23
DD005731		0.28	0.002	0.30	1.94	34.0	<0.2	<10	380	0.62	0.26	0.70	0.41	21.0	7.7	32
DD005732		0.24	0.003	0.47	2.52	47.4	<0.2	<10	320	0.82	0.30	0.72	0.68	24.3	8.6	38
DD005733		0.25	0.001	0.38	2.00	46.6	<0.2	<10	390	0.74	0.30	0.72	0.41	25.3	8.0	31
DD005734		0.25	0.002	0.43	1.89	16.0	<0.2	<10	360	0.66	0.23	1.22	1.63	19.90	6.7	25
DD005735		0.28	0.005	0.50	0.91	16.4	<0.2	<10	400	0.45	0.27	0.32	1.20	30.2	6.6	17
DD005736		0.42	0.005	0.51	0.86	21.0	<0.2	<10	450	0.53	0.26	0.44	1.33	32.6	8.1	17
DD005737		0.43	0.003	0.58	1.28	17.2	<0.2	<10	750	0.59	0.28	0.55	0.83	24.1	6.7	19
DD005738		0.19	0.002	0.48	1.26	20.5	<0.2	<10	430	0.56	0.23	0.94	2.38	22.0	4.6	19
DD005739		0.22	0.003	0.42	1.05	46.1	<0.2	<10	340	0.39	0.22	1.18	1.67	17.05	4.8	16
DD005740		0.21	0.004	0.38	1.89	28.7	<0.2	<10	440	0.66	0.27	1.03	0.46	23.0	7.0	29

***** See Appendix Page for comments regarding this certificate *****

ALS Canada Ltd.
2103 Dollarton Hwy
North Vancouver BC V7H 0A7
Phone: 604 984 0221 Fax: 604 984 0218 www.alsglobal.com

To: **SILVER RANGE RESOURCES LTD.**
C/O ARCHER, CATHRO & ASSOCIATES (1981) LIMITED
1016-510 W HASTINGS ST
VANCOUVER BC V6B 1L8

Finalized Date: 11-SEP-2012
Account: RANSIL

Project: KEG-Northwest

CERTIFICATE OF ANALYSIS WH12195453

Sample Description	Method	ME-MS41	ME-MS41	ME-MS41	ME-MS41	ME-MS41	ME-MS41	ME-MS41	ME-MS41	ME-MS41	ME-MS41	ME-MS41	ME-MS41	ME-MS41	ME-MS41	ME-MS41
	Analyte	Cs	Cu	Fe	Ga	Ge	Hf	Hg	In	K	La	Li	Mg	Mn	Mo	Na
	Units	ppm	ppm	%	ppm	ppm	ppm	ppm	ppm	%	ppm	ppm	%	ppm	ppm	%
	LOR	0.05	0.2	0.01	0.05	0.05	0.02	0.01	0.005	0.01	0.2	0.1	0.01	5	0.05	0.01
DD005701		3.52	32.0	2.11	5.38	0.05	0.09	0.06	0.025	0.13	17.0	25.7	0.82	298	2.57	0.05
DD005702		3.15	25.9	2.22	5.58	<0.05	0.11	0.06	0.033	0.11	14.8	24.1	0.70	287	3.31	0.03
DD005703		4.95	17.2	2.20	5.44	<0.05	0.07	0.04	0.033	0.08	11.5	32.3	0.51	301	2.02	0.02
DD005704		2.50	39.3	2.10	4.69	<0.05	0.06	0.10	0.028	0.08	14.8	18.9	0.56	226	1.52	0.03
DD005705		2.83	84.2	1.91	4.83	<0.05	0.04	0.07	0.024	0.07	13.0	20.2	0.51	302	1.52	0.03
DD005706		5.10	85.0	2.04	6.58	<0.05	<0.02	0.04	0.024	0.13	10.2	24.2	0.54	107	2.30	0.02
DD005707		3.14	75.1	2.71	8.43	<0.05	0.06	0.04	0.032	0.08	11.5	23.0	0.65	150	3.94	0.02
DD005708		0.88	20.6	1.03	2.68	<0.05	<0.02	0.03	0.009	0.03	5.1	4.4	0.11	68	0.95	0.03
DD005709		2.15	20.6	3.03	7.03	<0.05	0.08	0.04	0.027	0.05	11.0	18.6	0.36	135	2.32	0.02
DD005710		0.98	10.2	0.95	3.65	<0.05	<0.02	0.03	0.010	0.03	5.3	4.2	0.12	56	0.80	0.03
DD005711		1.33	21.2	2.42	5.46	<0.05	0.03	0.03	0.026	0.05	12.7	13.8	0.37	184	1.60	0.02
DD005712		1.54	26.0	1.21	3.75	<0.05	0.04	0.05	0.016	0.04	5.9	11.7	0.31	106	1.20	0.03
DD005713		3.42	32.7	2.55	6.29	<0.05	0.05	0.05	0.026	0.09	11.5	26.5	0.74	316	3.77	0.03
DD005714		3.20	41.6	1.90	5.52	<0.05	0.07	0.08	0.029	0.07	11.5	20.2	0.59	125	2.02	0.03
DD005715		3.54	63.4	2.74	5.64	0.05	0.09	0.12	0.030	0.17	15.8	20.1	0.68	321	3.48	0.04
DD005716		4.45	71.5	1.76	4.73	0.06	0.07	0.08	0.028	0.07	12.0	20.8	0.59	126	0.73	0.03
DD005717		4.20	46.2	2.14	5.78	0.05	0.08	0.05	0.027	0.11	9.9	27.7	0.68	200	2.31	0.04
DD005718		3.33	47.0	1.26	4.43	<0.05	0.06	0.07	0.018	0.07	8.7	14.9	0.50	110	0.78	0.03
DD005719		3.76	45.9	1.68	4.64	0.05	0.05	0.07	0.022	0.07	9.6	16.6	0.50	174	1.22	0.03
DD005720		3.44	34.9	1.82	5.31	<0.05	0.02	0.02	0.023	0.08	7.9	18.0	0.49	181	1.85	0.03
DD005721		4.56	43.7	1.93	6.23	<0.05	0.06	0.07	0.029	0.08	11.9	26.3	0.72	148	1.90	0.03
DD005722		3.49	33.7	1.66	5.63	<0.05	0.05	0.11	0.024	0.08	10.9	21.1	0.62	152	1.86	0.02
DD005723		3.56	45.2	1.98	5.54	0.05	0.06	0.08	0.027	0.09	10.8	21.6	0.69	225	2.42	0.03
DD005724		2.63	36.2	1.60	4.47	<0.05	0.03	0.07	0.024	0.08	8.7	13.9	0.46	300	1.99	0.03
DD005725		2.94	40.6	1.70	4.97	<0.05	0.05	0.07	0.026	0.09	10.6	17.0	0.54	165	1.99	0.03
DD005726		1.77	22.4	1.54	3.72	<0.05	0.04	0.13	0.016	0.06	9.4	12.6	0.38	214	1.71	0.03
DD005727		2.63	35.1	2.15	5.61	0.05	0.09	0.14	0.024	0.10	12.3	23.3	0.80	320	2.77	0.05
DD005728		2.43	26.5	1.91	5.32	0.05	0.08	0.13	0.018	0.13	10.1	17.9	0.90	368	2.20	0.11
DD005729		2.04	16.8	1.92	6.22	<0.05	0.02	0.02	0.021	0.06	9.9	16.4	0.32	106	2.56	0.01
DD005730		2.21	28.4	1.87	4.06	<0.05	0.05	0.10	0.021	0.08	11.3	17.5	0.55	216	2.69	0.04
DD005731		3.67	28.2	2.21	5.96	<0.05	0.06	0.07	0.026	0.09	10.1	23.5	0.72	263	3.34	0.02
DD005732		5.15	38.6	2.40	8.93	<0.05	0.03	0.06	0.033	0.11	11.7	31.1	0.87	304	2.84	0.04
DD005733		4.00	33.9	2.25	6.21	0.06	0.05	0.04	0.026	0.08	12.9	25.1	0.72	359	3.16	0.03
DD005734		3.20	37.6	1.52	5.46	0.05	0.07	0.08	0.022	0.08	9.8	20.7	0.59	294	2.46	0.06
DD005735		1.52	31.2	1.83	2.97	<0.05	0.02	0.17	0.022	0.08	15.0	10.8	0.34	252	3.27	0.02
DD005736		1.42	38.2	2.12	2.73	0.05	0.04	0.23	0.023	0.08	16.4	10.3	0.32	378	3.73	0.02
DD005737		1.89	35.9	2.17	3.86	<0.05	0.03	0.23	0.029	0.09	13.5	10.8	0.31	401	3.82	0.02
DD005738		1.66	34.7	1.49	3.73	0.05	0.05	0.15	0.023	0.08	10.7	13.1	0.40	199	1.77	0.03
DD005739		1.84	25.1	1.61	2.90	0.05	0.04	0.16	0.018	0.07	7.8	9.4	0.33	340	2.91	0.03
DD005740		3.11	33.0	1.92	5.54	0.05	0.07	0.10	0.024	0.09	10.8	21.5	0.71	215	2.18	0.06

***** See Appendix Page for comments regarding this certificate *****

ALS Canada Ltd.
2103 Dollarton Hwy
North Vancouver BC V7H 0A7
Phone: 604 984 0221 Fax: 604 984 0218 www.alsglobal.com

To: **SILVER RANGE RESOURCES LTD.**
C/O ARCHER, CATHRO & ASSOCIATES (1981) LIMITED
1016-510 W HASTINGS ST
VANCOUVER BC V6B 1L8

Finalized Date: 11-SEP-2012
Account: RANSIL

Project: KEG-Northwest

CERTIFICATE OF ANALYSIS WH12195453

Sample Description	Method	ME-MS41	ME-MS41	ME-MS41	ME-MS41	ME-MS41	ME-MS41	ME-MS41	ME-MS41	ME-MS41	ME-MS41	ME-MS41	ME-MS41	ME-MS41	ME-MS41	ME-MS41
	Analyte	Nb	Ni	P	Pb	Rb	Re	S	Sb	Sc	Se	Sn	Sr	Ta	Te	Th
	Units	ppm	ppm	ppm	ppm	ppm	ppm	%	ppm	ppm	ppm	ppm	ppm	ppm	ppm	ppm
	LOR	0.05	0.2	10	0.2	0.1	0.001	0.01	0.05	0.1	0.2	0.2	0.2	0.01	0.01	0.2
DD005701		1.33	37.9	1560	20.2	16.9	<0.001	0.02	8.10	3.9	0.5	1.3	62.5	<0.01	0.05	4.5
DD005702		1.53	34.9	1460	20.4	14.5	<0.001	0.02	5.15	3.7	0.5	1.4	60.5	<0.01	0.07	4.2
DD005703		1.53	32.8	920	24.0	12.1	<0.001	0.02	4.28	3.5	0.5	0.7	52.9	<0.01	0.06	3.8
DD005704		1.25	32.3	1090	17.3	12.5	<0.001	0.07	5.53	3.3	1.2	0.8	51.0	<0.01	0.03	2.2
DD005705		1.06	31.8	1140	13.9	11.8	0.001	0.07	3.81	2.5	1.5	0.6	62.6	<0.01	0.05	1.2
DD005706		0.91	19.9	1260	14.3	18.9	0.001	0.05	3.16	1.9	2.4	0.8	60.7	<0.01	0.03	0.9
DD005707		1.99	34.8	1110	17.7	14.0	<0.001	0.05	2.96	3.3	2.1	1.0	42.6	<0.01	0.06	3.9
DD005708		0.21	6.8	510	4.3	4.6	<0.001	0.03	0.52	0.3	0.7	0.4	13.9	<0.01	0.03	<0.2
DD005709		1.95	18.0	300	20.4	8.3	<0.001	0.02	1.99	2.7	0.6	1.5	9.4	0.01	0.07	4.1
DD005710		0.40	5.5	270	5.3	5.0	<0.001	0.02	0.70	0.5	<0.2	0.5	11.5	<0.01	0.04	<0.2
DD005711		1.55	17.8	390	13.3	8.0	<0.001	0.02	1.32	2.5	0.7	0.8	16.3	0.01	0.05	3.8
DD005712		0.66	18.9	960	9.5	5.5	0.003	0.12	2.23	1.1	3.2	0.5	57.2	<0.01	0.03	0.7
DD005713		1.31	34.1	1230	20.0	15.1	0.001	0.04	3.72	3.4	1.1	0.9	45.7	<0.01	0.04	3.6
DD005714		1.05	29.3	1430	15.6	12.1	0.003	0.07	3.41	2.8	2.4	0.8	57.6	<0.01	0.05	2.5
DD005715		1.09	41.6	1810	20.9	21.9	0.001	0.03	4.98	4.5	1.1	1.0	68.3	<0.01	0.06	5.3
DD005716		0.91	29.1	1440	19.6	15.3	0.006	0.13	4.46	2.4	3.7	0.6	79.4	<0.01	0.03	1.5
DD005717		1.03	39.7	1420	22.1	17.2	0.002	0.05	4.09	3.3	1.8	0.8	80.7	<0.01	0.05	2.9
DD005718		0.80	19.5	1300	13.1	13.3	0.005	0.12	3.09	1.8	3.0	0.6	76.6	<0.01	0.02	1.0
DD005719		0.66	23.1	1490	12.7	20.6	0.005	0.08	3.12	2.0	2.5	0.6	72.2	<0.01	0.02	1.1
DD005720		0.88	24.3	870	12.9	15.2	<0.001	0.05	2.38	2.0	0.7	0.7	44.9	<0.01	0.03	1.2
DD005721		1.16	29.4	1360	17.7	14.5	0.002	0.05	2.90	3.4	1.8	0.7	58.8	<0.01	0.04	2.8
DD005722		1.03	24.7	1430	14.9	14.7	0.001	0.05	2.25	2.7	1.9	0.7	48.9	<0.01	0.03	2.5
DD005723		0.95	28.5	1870	16.8	16.9	0.002	0.04	3.75	3.1	1.6	0.8	66.0	<0.01	0.04	3.4
DD005724		0.76	21.9	1160	14.9	17.1	<0.001	0.06	2.77	2.3	1.8	0.7	56.6	<0.01	0.04	1.6
DD005725		0.79	25.5	1230	17.3	19.0	0.002	0.08	3.63	2.1	1.7	0.7	58.4	<0.01	0.04	1.4
DD005726		0.60	18.4	1280	10.5	12.4	0.003	0.06	1.98	2.0	1.5	0.5	48.5	<0.01	0.01	1.3
DD005727		1.08	34.1	1200	16.0	14.7	0.001	0.03	3.16	4.4	1.1	0.8	47.7	<0.01	0.03	4.5
DD005728		0.91	26.6	1050	15.2	14.2	0.001	0.03	2.81	3.9	0.9	0.6	126.5	<0.01	0.04	4.4
DD005729		1.28	16.7	540	12.3	15.4	<0.001	0.01	2.20	2.2	0.5	0.9	22.1	<0.01	0.04	2.8
DD005730		0.79	28.2	980	14.3	11.3	0.002	0.03	3.05	3.3	0.7	0.7	47.7	<0.01	0.04	3.6
DD005731		1.16	25.6	1430	21.6	14.8	0.002	0.04	3.15	3.0	1.1	0.8	51.9	<0.01	0.04	2.8
DD005732		1.41	35.0	1130	25.7	17.2	0.001	0.04	4.42	3.4	0.9	1.1	62.4	<0.01	0.03	2.7
DD005733		1.15	29.3	1380	27.2	14.8	0.001	0.03	4.24	3.5	1.1	0.9	55.6	<0.01	0.02	3.2
DD005734		0.87	27.0	1210	19.9	15.9	0.011	0.09	2.85	2.8	2.0	0.7	69.8	<0.01	0.02	1.9
DD005735		0.59	29.8	1110	15.1	8.4	0.001	0.01	2.67	3.0	1.4	0.5	34.2	<0.01	0.05	3.7
DD005736		0.56	33.1	1120	16.1	7.7	0.001	0.01	3.03	3.8	1.1	0.6	39.5	<0.01	0.04	4.5
DD005737		0.48	29.9	920	13.9	11.8	0.001	0.02	2.70	3.4	1.2	0.7	35.6	<0.01	0.04	2.1
DD005738		0.61	22.5	1110	17.2	15.3	0.009	0.08	1.44	2.8	2.8	0.7	56.8	<0.01	0.04	1.9
DD005739		0.53	17.6	1060	13.5	13.8	0.016	0.11	1.63	2.2	4.8	0.5	53.9	<0.01	0.03	1.2
DD005740		1.16	31.0	1270	17.8	13.6	0.001	0.04	3.00	3.4	1.2	0.9	69.2	<0.01	0.05	3.5

***** See Appendix Page for comments regarding this certificate *****

ALS Canada Ltd.
2103 Dollarton Hwy
North Vancouver BC V7H 0A7
Phone: 604 984 0221 Fax: 604 984 0218 www.alsglobal.com

To: **SILVER RANGE RESOURCES LTD.**
C/O ARCHER, CATHRO & ASSOCIATES (1981) LIMITED
1016-510 W HASTINGS ST
VANCOUVER BC V6B 1L8

Finalized Date: 11-SEP-2012
Account: RANSIL

Project: KEG-Northwest

CERTIFICATE OF ANALYSIS WH12195453

Sample Description	Method	ME-MS41	ME-MS41	ME-MS41	ME-MS41	ME-MS41	ME-MS41	ME-MS41	ME-MS41
	Analyte	Ti	Tl	U	V	W	Y	Zn	Zr
	Units	%	ppm	ppm	ppm	ppm	ppm	ppm	ppm
	LOR	0.005	0.02	0.05	1	0.05	0.05	2	0.5
DD005701		0.054	0.25	1.53	73	0.24	10.50	145	4.3
DD005702		0.056	0.22	1.28	90	0.27	9.41	146	5.1
DD005703		0.045	0.16	1.09	100	0.51	7.05	129	3.0
DD005704		0.039	0.17	3.64	70	0.35	10.50	100	2.2
DD005705		0.041	0.16	3.31	73	0.41	7.81	120	1.5
DD005706		0.040	0.19	4.12	95	0.27	7.96	174	0.5
DD005707		0.067	0.24	1.62	101	0.58	5.70	149	2.6
DD005708		0.024	0.07	0.93	30	0.15	3.14	36	<0.5
DD005709		0.056	0.19	0.84	76	0.45	3.26	79	3.1
DD005710		0.029	0.07	0.44	31	0.45	1.57	31	<0.5
DD005711		0.049	0.15	0.73	54	0.41	3.95	63	1.0
DD005712		0.028	0.12	5.21	41	0.18	3.59	121	1.4
DD005713		0.052	0.25	1.75	75	0.46	6.69	123	1.7
DD005714		0.039	0.21	3.29	70	0.28	8.16	123	2.3
DD005715		0.059	0.34	2.16	96	0.28	13.65	198	4.0
DD005716		0.034	0.18	5.32	70	0.12	10.55	171	2.0
DD005717		0.046	0.23	1.93	95	0.18	7.33	152	2.7
DD005718		0.032	0.17	5.07	53	0.28	7.06	117	1.8
DD005719		0.037	0.16	4.74	64	0.14	8.39	165	1.5
DD005720		0.041	0.17	1.25	76	0.25	4.37	137	0.8
DD005721		0.045	0.25	2.36	84	0.18	8.52	128	2.0
DD005722		0.039	0.24	2.04	77	0.45	7.14	119	1.6
DD005723		0.043	0.25	2.60	87	0.20	9.60	142	2.4
DD005724		0.029	0.19	1.97	63	0.17	6.88	118	1.2
DD005725		0.030	0.21	2.26	68	0.23	7.50	139	1.5
DD005726		0.028	0.20	1.86	52	0.25	7.65	105	1.1
DD005727		0.038	0.29	1.59	81	0.17	11.10	149	3.1
DD005728		0.045	0.28	0.94	54	0.28	9.41	113	2.9
DD005729		0.042	0.18	0.79	86	0.31	3.88	95	1.1
DD005730		0.031	0.25	1.23	66	0.25	8.23	113	1.8
DD005731		0.046	0.28	1.84	93	0.37	6.72	137	2.0
DD005732		0.061	0.31	1.55	98	0.31	6.42	142	1.0
DD005733		0.052	0.28	1.74	79	0.23	8.70	128	1.9
DD005734		0.041	0.26	3.57	60	0.12	8.23	142	2.4
DD005735		0.024	0.26	1.29	52	0.14	10.15	141	0.9
DD005736		0.025	0.27	1.20	54	0.15	12.90	157	1.7
DD005737		0.014	0.32	1.32	63	0.23	9.61	159	0.9
DD005738		0.027	0.21	3.99	55	0.15	9.24	149	1.6
DD005739		0.019	0.18	5.99	50	0.21	7.05	112	1.3
DD005740		0.049	0.28	1.35	77	0.21	8.37	140	2.3

***** See Appendix Page for comments regarding this certificate *****

ALS Canada Ltd.
2103 Dollarton Hwy
North Vancouver BC V7H 0A7
Phone: 604 984 0221 Fax: 604 984 0218 www.alsglobal.com

To: **SILVER RANGE RESOURCES LTD.**
C/O ARCHER, CATHRO & ASSOCIATES (1981) LIMITED
1016- 510 W HASTINGS ST
VANCOUVER BC V6B 1L8

Finalized Date: 11- SEP- 2012
Account: RANSIL

Project: KEG- Northwest

CERTIFICATE OF ANALYSIS WH12195453

Method	CERTIFICATE COMMENTS
ME- MS41	Gold determinations by this method are semi- quantitative due to the small sample weight used (0.5g).

ALS Canada Ltd.

2103 Dollarton Hwy
North Vancouver BC V7H 0A7
Phone: 604 984 0221 Fax: 604 984 0218 www.alsglobal.com

To: **SILVER RANGE RESOURCES LTD.**
C/O ARCHER, CATHRO & ASSOCIATES (1981) LIMITED
1016-510 W HASTINGS ST
VANCOUVER BC V6B 1L8

Finalized Date: 27-AUG-2012
This copy reported on 30-AUG-2012
Account: RANSIL

CERTIFICATE WH12196543

Project: Keg-Main-Group 2

P.O. No.: Batch 50

This report is for 36 Drill Core samples submitted to our lab in Whitehorse, YT, Canada on 22-AUG-2012.

The following have access to data associated with this certificate:

MATT DUMALA	JOAN MARIACHER	HEATHER SMITH

SAMPLE PREPARATION

ALS CODE	DESCRIPTION
FND-02	Find Sample for Addn Analysis

ANALYTICAL PROCEDURES

ALS CODE	DESCRIPTION	INSTRUMENT
Zn-OG62	Ore Grade Zn - Four Acid	VARIABLE
ME-MS61	48 element four acid ICP-MS	
ME-OG62	Ore Grade Elements - Four Acid	ICP-AES

To: **SILVER RANGE RESOURCES LTD.**
ATTN: JOAN MARIACHER
C/O ARCHER, CATHRO & ASSOCIATES (1981) LIMITED
1016-510 W HASTINGS ST
VANCOUVER BC V6B 1L8

This is the Final Report and supersedes any preliminary report with this certificate number. Results apply to samples as submitted. All pages of this report have been checked and approved for release.

***** See Appendix Page for comments regarding this certificate *****

Comments: **RE-ASSAY RESULTS FOR SAMPLES ORIGINALLY REPORTED ON CERTIFICATE WH12170305**

Signature: 

Colin Ramshaw, Vancouver Laboratory Manager

ALS Canada Ltd.
2103 Dollarton Hwy
North Vancouver BC V7H 0A7
Phone: 604 984 0221 Fax: 604 984 0218 www.alsglobal.com

To: **SILVER RANGE RESOURCES LTD.**
C/O ARCHER, CATHRO & ASSOCIATES (1981) LIMITED
1016-510 W HASTINGS ST
VANCOUVER BC V6B 1L8

Finalized Date: 27-AUG-2012
Account: RANSIL

Project: Keg-Main-Group 2

CERTIFICATE OF ANALYSIS WH12196543

Sample Description	Method	ME-MS61	ME-MS61	ME-MS61	ME-MS61	ME-MS61	ME-MS61	ME-MS61	ME-MS61	ME-MS61	ME-MS61	ME-MS61	ME-MS61	ME-MS61	ME-MS61	ME-MS61
	Analyte	Ag	Al	As	Ba	Be	Bi	Ca	Cd	Ce	Co	Cr	Cs	Cu	Fe	Ga
	Units	ppm	%	ppm	ppm	ppm	ppm	%	ppm	ppm	ppm	ppm	ppm	ppm	%	ppm
	LOR	0.01	0.01	0.2	10	0.05	0.01	0.01	0.02	0.01	0.1	1	0.05	0.2	0.01	0.05
K286838		0.71	5.09	3.6	800	1.30	16.80	2.70	3.48	48.9	8.5	85	8.90	526	3.23	13.20
K286839		1.35	4.17	2.8	250	1.13	27.6	3.22	4.41	42.6	11.5	85	7.07	894	5.20	10.85
K286840		0.92	5.00	9.7	970	1.30	18.70	3.40	2.19	52.1	8.2	78	8.30	471	3.18	13.35
K286841		1.15	4.99	4.1	550	1.38	18.35	3.86	33.8	54.1	7.9	71	6.30	574	3.62	12.95
K286842		1.50	5.24	54.5	520	1.35	423	4.75	11.45	62.1	8.3	99	5.72	603	3.70	14.25
K286843		1.80	5.39	50.3	590	1.42	240	4.79	12.40	58.9	8.0	100	5.23	575	3.47	14.60
K286844		2.20	4.66	6.7	960	1.23	236	5.98	42.8	49.7	7.5	76	5.06	524	3.69	12.10
K286845		1.11	4.79	4.0	920	1.29	67.7	7.75	62.7	50.1	6.4	81	5.02	498	4.26	13.65
K286846		4.21	4.09	24.9	290	1.28	103.0	8.06	673	46.3	12.7	66	4.93	1150	7.81	13.55
K286847		<0.01	0.08	<5	20	0.05	0.06	22.2	0.20	1.27	1.4	1	0.19	5.2	0.49	0.36
K286848		1.53	5.39	27.7	670	1.44	128.0	6.67	75.9	58.1	7.2	88	3.53	671	4.47	15.45
K286849		2.23	4.18	3.8	520	1.47	71.4	6.29	4.79	42.5	6.1	72	2.82	977	5.78	12.85
K286850		3.15	4.14	24.6	150	1.34	589	4.44	85.7	41.7	9.1	62	4.99	1590	7.22	12.10
K286851		3.07	2.67	22.6	130	1.08	150.0	5.11	308	24.0	11.9	36	3.55	2670	9.90	9.53
K286852		8.72	1.75	6.6	110	0.81	314	4.13	>1000	16.10	19.1	27	3.14	8240	16.55	7.61
K286853		3.85	1.77	4.0	200	0.45	357	2.68	29.1	22.6	16.5	24	1.45	3520	17.95	5.97
K286854		0.02	0.06	<5	20	0.05	0.40	20.4	1.23	1.29	0.9	<1	0.14	13.1	0.47	0.18
K286855		2.14	3.99	5.4	450	1.39	102.0	5.48	2.63	37.9	7.1	68	2.96	2240	7.74	13.05
K286856		1.76	4.12	24.4	150	1.19	127.5	3.76	1.71	35.8	8.0	68	3.14	1570	8.46	13.15
K286857		1.62	4.21	1.2	180	1.50	101.5	4.08	31.0	48.9	7.4	60	2.92	1280	6.53	13.35
K286858		1.57	5.67	72.4	1230	1.53	116.5	4.06	3.86	67.8	6.7	70	4.44	1310	5.98	16.85
K286859		24.1	4.07	1270	370	1.06	89.5	8.11	306	45.8	12.3	55	4.57	1940	5.82	11.80
K286860		1.68	4.79	2.9	250	1.45	82.3	4.83	12.35	49.0	8.0	76	3.20	1360	6.56	14.20
K286861		1.40	4.41	12.2	290	1.58	226	7.27	6.76	42.2	9.0	77	1.85	1470	7.28	14.30
K286862		0.70	4.76	14.9	340	1.47	85.0	5.72	6.33	51.0	7.8	64	5.21	840	4.96	14.05
K286863		2.61	3.41	4.7	110	1.86	214	7.54	76.7	48.2	11.5	54	6.76	2740	10.35	11.50
K286864		1.05	5.12	18.5	960	1.67	17.15	4.67	14.80	50.8	5.4	66	8.18	457	3.15	14.65
K286865		0.55	5.36	18.9	1160	1.65	15.30	4.89	15.60	53.2	5.7	73	8.48	477	3.30	15.60
K286866		2.75	4.32	65.4	360	1.68	40.8	7.15	31.1	46.3	5.5	59	3.46	806	5.20	12.75
K286867		0.77	4.48	86.3	280	1.40	40.9	7.83	106.5	46.9	5.7	56	2.31	839	5.83	13.90
K286868		1.02	3.84	14.4	160	1.37	69.0	7.72	34.5	40.0	5.5	48	3.34	1220	7.36	12.00
K286869		0.93	4.98	54.4	490	1.48	31.7	7.49	15.20	56.8	4.8	58	2.01	787	4.89	14.45
K286870		24.0	4.10	1250	380	1.12	90.2	8.17	307	45.8	12.6	54	4.51	1940	5.86	11.95
K286871		0.57	4.93	127.0	800	1.52	36.3	6.92	9.68	57.7	4.4	51	1.85	607	4.13	13.65
K286872		1.60	3.87	59.3	160	1.32	60.4	6.30	13.05	46.3	5.6	38	1.20	1700	7.60	12.45
K286873		1.17	4.53	21.1	610	1.50	123.5	5.84	11.20	48.6	5.0	52	1.87	1220	6.44	14.00

Comments: **RE-ASSAY RESULTS FOR SAMPLES ORIGINALLY REPORTED ON CERTIFICATE WH12170305**

***** See Appendix Page for comments regarding this certificate *****

ALS Canada Ltd.
2103 Dollarton Hwy
North Vancouver BC V7H 0A7
Phone: 604 984 0221 Fax: 604 984 0218 www.alsglobal.com

To: **SILVER RANGE RESOURCES LTD.**
C/O ARCHER, CATHRO & ASSOCIATES (1981) LIMITED
1016-510 W HASTINGS ST
VANCOUVER BC V6B 1L8

Finalized Date: 27-AUG-2012
Account: RANSIL

Project: Keg-Main-Group 2

CERTIFICATE OF ANALYSIS WH12196543

Sample Description	Method	ME-MS61	ME-MS61	ME-MS61	ME-MS61	ME-MS61	ME-MS61	ME-MS61	ME-MS61	ME-MS61	ME-MS61	ME-MS61	ME-MS61	ME-MS61	ME-MS61	ME-MS61
	Analyte	Ge	Hf	In	K	La	Li	Mg	Mn	Mo	Na	Nb	Ni	P	Pb	Rb
	Units	ppm	ppm	ppm	%	ppm	ppm	%	ppm	ppm	%	ppm	ppm	ppm	ppm	ppm
	LOR	0.05	0.1	0.005	0.01	0.5	0.2	0.01	5	0.05	0.01	0.1	0.2	10	0.5	0.1
K286838		0.17	1.9	0.183	3.88	24.5	40.6	2.43	315	5.79	0.25	9.2	66.8	1160	15.2	220
K286839		0.20	1.6	0.309	3.18	22.2	40.5	2.46	365	9.33	0.15	7.7	47.7	3080	14.1	181.0
K286840		0.18	1.9	0.132	2.84	28.5	44.7	2.20	318	16.85	0.23	9.3	55.8	1950	31.5	178.0
K286841		0.20	1.9	1.465	4.08	27.7	23.3	2.10	442	39.3	0.22	10.2	65.2	1870	57.3	196.0
K286842		0.21	2.1	0.643	2.13	34.0	24.5	1.85	405	43.8	0.24	10.2	70.2	2890	49.7	117.5
K286843		0.19	2.2	0.670	2.20	32.2	23.6	1.92	405	44.8	0.25	10.4	70.6	2740	77.0	118.5
K286844		0.19	1.7	2.35	2.72	27.7	25.5	2.38	571	8.38	0.19	8.6	44.4	1920	105.5	136.5
K286845		0.17	1.7	6.31	1.41	28.4	18.6	2.55	1060	8.81	0.22	8.5	41.3	2190	41.3	72.0
K286846		0.26	1.3	80.7	0.45	26.6	18.3	2.02	2200	21.2	0.15	7.5	50.0	1710	185.0	23.8
K286847		0.26	<0.1	0.014	0.03	0.6	0.9	13.10	216	0.20	0.01	0.4	3.2	190	1.4	1.4
K286848		0.18	1.8	9.58	1.07	31.3	20.4	1.99	774	17.70	0.23	9.7	49.7	1270	59.3	61.7
K286849		0.18	1.5	0.418	0.97	23.0	28.3	2.29	804	8.35	0.17	7.6	40.0	1270	58.0	59.4
K286850		0.26	1.4	6.60	2.61	20.5	36.4	2.28	683	6.11	0.16	7.5	39.8	880	75.5	146.0
K286851		0.27	0.8	50.6	0.81	12.4	20.3	1.90	936	2.99	0.09	5.5	24.5	1300	13.6	48.3
K286852		0.53	0.4	320	0.07	9.8	23.8	1.63	1160	2.32	0.05	5.0	34.3	1250	6.6	7.4
K286853		0.48	0.6	6.81	0.14	14.0	32.5	1.27	419	2.04	0.06	4.1	40.7	1490	21.2	15.3
K286854		<0.05	<0.1	0.306	0.02	0.6	0.7	12.05	202	0.16	<0.01	0.2	1.5	180	1.6	1.1
K286855		0.24	1.3	0.786	0.42	20.6	25.0	2.18	588	5.92	0.15	7.2	37.6	880	7.7	34.6
K286856		0.27	1.3	0.311	0.99	18.3	71.0	2.02	423	6.66	0.14	7.6	38.3	730	12.7	81.1
K286857		0.24	1.4	3.07	1.15	24.1	58.0	2.07	424	5.06	0.16	8.1	32.3	760	20.6	83.5
K286858		0.23	1.8	0.451	1.93	34.4	99.7	2.16	391	3.52	0.21	10.3	41.2	600	31.9	145.5
K286859		0.32	1.3	23.2	1.46	24.2	32.6	2.06	2570	14.85	0.17	8.0	50.4	840	1455	72.5
K286860		0.23	1.6	0.678	0.91	26.4	52.7	2.18	471	2.37	0.17	8.4	48.5	590	144.0	68.6
K286861		0.23	1.5	0.662	0.63	23.6	27.3	2.79	825	4.43	0.16	8.0	42.3	980	8.0	40.0
K286862		0.18	1.6	0.738	1.36	25.6	33.9	2.41	635	2.21	0.18	8.9	45.9	760	6.6	86.2
K286863		0.30	1.1	6.31	1.45	25.4	22.8	2.86	1320	2.42	0.12	7.4	39.2	1150	8.2	80.9
K286864		0.16	1.7	1.330	3.44	25.5	61.2	2.35	598	2.21	0.20	9.4	48.5	650	15.5	208
K286865		0.18	1.8	1.430	3.58	26.5	60.9	2.46	629	2.42	0.21	10.0	51.2	670	16.7	216
K286866		0.19	1.4	2.58	2.36	24.3	19.1	2.97	1080	2.38	0.17	8.0	43.0	830	156.0	121.5
K286867		0.18	1.5	9.59	1.23	23.9	18.1	2.54	1800	2.41	0.18	8.8	40.7	830	8.4	64.3
K286868		0.20	1.1	3.06	0.82	20.3	16.6	2.46	1370	1.87	0.14	7.8	26.3	750	4.5	45.3
K286869		0.17	1.5	1.490	0.99	28.9	23.1	2.42	847	1.84	0.19	9.8	32.9	840	7.3	56.2
K286870		0.32	1.3	22.9	1.46	24.0	34.0	2.07	2590	14.90	0.17	8.1	50.4	840	1440	73.3
K286871		0.16	1.6	1.070	0.74	28.7	24.4	2.04	771	1.79	0.19	9.9	26.4	740	4.4	46.8
K286872		0.22	1.0	1.380	0.36	23.6	33.1	2.07	843	1.45	0.14	7.9	22.9	620	4.7	26.0
K286873		0.17	1.1	1.200	0.74	25.5	30.2	1.95	685	1.97	0.17	9.4	26.3	700	27.8	42.6

Comments: **RE-ASSAY RESULTS FOR SAMPLES ORIGINALLY REPORTED ON CERTIFICATE WH12170305**

***** See Appendix Page for comments regarding this certificate *****

ALS Canada Ltd.
2103 Dollarton Hwy
North Vancouver BC V7H 0A7
Phone: 604 984 0221 Fax: 604 984 0218 www.alsglobal.com

To: **SILVER RANGE RESOURCES LTD.**
C/O ARCHER, CATHRO & ASSOCIATES (1981) LIMITED
1016-510 W HASTINGS ST
VANCOUVER BC V6B 1L8

Finalized Date: 27-AUG-2012
Account: RANSIL

Project: Keg-Main-Group 2

CERTIFICATE OF ANALYSIS WH12196543

Sample Description	Method	ME-MS61	ME-MS61	ME-MS61	ME-MS61	ME-MS61	ME-MS61	ME-MS61	ME-MS61	ME-MS61	ME-MS61	ME-MS61	ME-MS61	ME-MS61	ME-MS61	ME-MS61
	Analyte	Re	S	Sb	Sc	Se	Sn	Sr	Ta	Te	Th	Ti	Tl	U	V	W
	Units	ppm	%	ppm	ppm	ppm	ppm	ppm	ppm	ppm	ppm	%	ppm	ppm	ppm	ppm
	LOR	0.002	0.01	0.05	0.1	1	0.2	0.2	0.05	0.05	0.2	0.005	0.02	0.1	1	0.1
K286838		0.013	1.43	1.77	11.3	12	47.9	147.5	0.70	0.09	7.5	0.289	1.98	3.4	155	10.0
K286839		0.014	2.64	2.09	8.2	20	54.0	112.0	0.59	0.11	6.1	0.247	1.52	4.0	135	14.1
K286840		0.016	1.49	2.20	9.7	15	34.6	152.0	0.72	0.09	7.9	0.301	1.54	4.0	172	17.9
K286841		0.025	1.88	3.15	9.4	16	49.8	159.5	0.78	0.07	7.7	0.321	1.59	6.0	374	7.9
K286842		0.034	1.90	16.95	9.9	21	33.0	202	0.79	1.50	8.1	0.327	0.99	6.7	393	24.1
K286843		0.032	1.71	10.90	10.2	19	32.2	207	0.81	0.73	8.3	0.335	1.02	6.7	431	17.6
K286844		0.012	1.87	11.95	8.6	19	34.1	145.5	0.64	1.15	6.9	0.284	1.08	3.7	137	9.7
K286845		0.014	1.94	2.96	9.1	18	29.4	169.5	0.65	0.19	7.3	0.283	0.59	4.3	147	17.3
K286846		0.030	5.01	3.43	6.9	45	71.0	146.5	0.59	0.25	6.2	0.247	0.22	5.5	236	58.8
K286847		<0.002	0.02	<0.05	0.3	1	<0.2	50.0	<0.05	<0.05	<0.2	<0.005	<0.02	0.5	3	0.2
K286848		0.022	2.31	3.13	9.2	20	45.6	210	0.75	0.43	7.6	0.318	0.49	4.5	279	25.2
K286849		0.014	2.86	2.49	7.4	20	54.7	151.0	0.57	0.18	6.0	0.248	0.49	3.5	134	32.8
K286850		0.012	3.95	4.44	7.7	38	97.8	113.5	0.57	2.33	5.7	0.243	1.21	3.0	119	74.2
K286851		0.005	5.67	0.89	3.9	48	82.4	81.6	0.44	0.35	3.6	0.183	0.40	2.0	53	62.5
K286852		0.004	>10.0	1.70	2.5	116	114.5	57.3	0.39	0.82	3.0	0.153	0.11	1.3	30	149.5
K286853		0.004	9.04	1.39	2.2	86	48.5	56.0	0.34	0.95	2.8	0.145	0.15	1.4	30	188.5
K286854		<0.002	0.03	<0.05	0.2	2	0.2	46.8	<0.05	<0.05	<0.2	<0.005	<0.02	0.5	1	0.4
K286855		0.012	3.96	2.03	7.3	35	49.8	150.0	0.55	0.23	5.6	0.233	0.28	2.9	104	64.8
K286856		0.014	4.54	2.15	7.8	40	44.5	137.0	0.57	0.35	5.5	0.241	0.64	3.2	107	54.3
K286857		0.010	3.32	2.66	7.4	33	60.6	134.0	0.62	0.25	6.1	0.257	0.68	3.3	94	32.2
K286858		0.011	3.17	1.79	9.4	25	97.6	179.5	0.77	0.26	7.9	0.331	1.14	3.0	91	70.6
K286859		0.019	2.93	8.97	6.6	63	227	164.0	0.61	0.50	6.0	0.255	0.62	3.3	107	5.6
K286860		0.007	3.34	1.50	9.5	29	43.5	184.5	0.63	0.18	6.8	0.268	0.55	2.8	84	24.7
K286861		0.014	3.52	1.68	9.0	28	58.3	158.5	0.59	0.64	6.3	0.258	0.30	4.3	93	79.1
K286862		0.008	2.24	1.22	8.9	20	34.2	167.5	0.67	0.16	7.1	0.290	0.67	3.6	82	26.1
K286863		0.009	5.30	1.44	6.1	42	82.8	96.4	0.56	0.44	5.5	0.231	0.63	3.7	71	133.0
K286864		0.008	1.23	1.66	10.2	13	59.4	148.5	0.72	0.05	7.6	0.310	1.56	3.4	90	9.0
K286865		0.008	1.30	1.84	10.8	14	61.8	154.0	0.73	0.05	7.9	0.324	1.62	3.4	95	10.6
K286866		0.011	2.21	1.44	8.5	21	60.6	145.5	0.60	0.09	6.2	0.257	0.91	3.7	87	48.3
K286867		0.010	2.73	2.18	8.4	17	40.4	166.0	0.67	0.08	7.0	0.285	0.48	3.6	75	15.2
K286868		0.006	3.70	2.85	6.4	23	44.5	128.0	0.59	0.14	5.8	0.252	0.34	2.8	57	19.7
K286869		0.008	2.25	4.73	8.3	15	32.4	174.5	0.74	0.05	7.6	0.315	0.43	3.2	70	22.5
K286870		0.019	2.94	8.69	6.8	63	228	165.5	0.61	0.49	6.1	0.255	0.63	3.4	105	6.0
K286871		0.006	1.86	2.57	7.5	13	28.9	175.5	0.77	0.05	7.8	0.323	0.36	2.8	56	16.7
K286872		0.005	4.08	1.65	5.3	27	47.6	131.5	0.60	0.07	5.5	0.253	0.18	2.2	43	46.5
K286873		0.007	3.31	2.24	7.2	20	46.3	152.5	0.66	0.32	6.8	0.300	0.37	2.3	54	45.5

Comments: **RE-ASSAY RESULTS FOR SAMPLES ORIGINALLY REPORTED ON CERTIFICATE WH12170305**

***** See Appendix Page for comments regarding this certificate *****

ALS Canada Ltd.
2103 Dollarton Hwy
North Vancouver BC V7H 0A7
Phone: 604 984 0221 Fax: 604 984 0218 www.alsglobal.com

To: **SILVER RANGE RESOURCES LTD.**
C/O ARCHER, CATHRO & ASSOCIATES (1981) LIMITED
1016-510 W HASTINGS ST
VANCOUVER BC V6B 1L8

Finalized Date: 27-AUG-2012
Account: RANSIL

Project: Keg-Main-Group 2

CERTIFICATE OF ANALYSIS WH12196543

Sample Description	Method Analyte Units LOR	ME-MS61 Y ppm 0.1	ME-MS61 Zn ppm 2	ME-MS61 Zr ppm 0.5	Zn-OG62 Zn % 0.001
K286838		33.4	191	66.1	
K286839		32.3	208	56.0	
K286840		33.5	129	66.5	
K286841		37.9	1490	66.5	
K286842		39.9	518	72.3	
K286843		38.4	563	75.2	
K286844		32.2	2130	59.5	
K286845		32.8	2780	59.9	
K286846		29.7	>10000	40.6	2.78
K286847		0.9	23	0.5	
K286848		31.1	2950	61.3	
K286849		24.4	215	47.5	
K286850		24.0	3940	47.3	
K286851		17.3	>10000	22.8	1.160
K286852		11.4	>10000	10.8	4.27
K286853		13.4	1040	14.8	
K286854		0.9	63	0.6	
K286855		21.1	138	41.6	
K286856		22.0	98	43.8	
K286857		26.2	1210	48.2	
K286858		31.5	184	61.8	
K286859		24.2	>10000	39.2	1.420
K286860		26.2	564	55.2	
K286861		26.5	301	52.3	
K286862		28.5	287	54.5	
K286863		29.0	2970	34.7	
K286864		27.5	617	60.5	
K286865		28.6	648	62.9	
K286866		26.2	1250	48.3	
K286867		26.8	4860	50.0	
K286868		22.3	1380	35.3	
K286869		28.4	639	49.7	
K286870		24.3	>10000	40.0	1.390
K286871		28.3	408	47.8	
K286872		23.5	521	30.1	
K286873		23.4	460	33.3	

Comments: **RE-ASSAY RESULTS FOR SAMPLES ORIGINALLY REPORTED ON CERTIFICATE WH12170305**

***** See Appendix Page for comments regarding this certificate *****

ALS Canada Ltd.
2103 Dollarton Hwy
North Vancouver BC V7H 0A7
Phone: 604 984 0221 Fax: 604 984 0218 www.alsglobal.com

To: **SILVER RANGE RESOURCES LTD.**
C/O ARCHER, CATHRO & ASSOCIATES (1981) LIMITED
1016-510 W HASTINGS ST
VANCOUVER BC V6B 1L8

Finalized Date: 27-AUG-2012
Account: RANSIL

Project: Keg-Main-Group 2

CERTIFICATE OF ANALYSIS WH12196543

Method	CERTIFICATE COMMENTS
ME-MS61	Interference: Ca>10% on ICP-MS As, ICP-AES results shown.
ME-MS61	REE's may not be totally soluble in this method.

ALS Canada Ltd.

2103 Dollarton Hwy
North Vancouver BC V7H 0A7
Phone: 604 984 0221 Fax: 604 984 0218 www.alsglobal.com

To: **SILVER RANGE RESOURCES LTD.**
C/O ARCHER, CATHRO & ASSOCIATES (1981) LIMITED
1016-510 W HASTINGS ST
VANCOUVER BC V6B 1L8

Finalized Date: 31-AUG-2012
This copy reported on 5-SEP-2012
Account: RANSIL

CERTIFICATE WH12196549

Project: Weld Group 7

P.O. No.: BATCH 21

This report is for 36 Drill Core samples submitted to our lab in Whitehorse, YT, Canada on 22-AUG-2012.

The following have access to data associated with this certificate:

JOAN MARIACHER	HEATHER SMITH	

SAMPLE PREPARATION

ALS CODE	DESCRIPTION
FND-02	Find Sample for Addn Analysis

ANALYTICAL PROCEDURES

ALS CODE	DESCRIPTION	INSTRUMENT
Pb-OG62	Ore Grade Pb - Four Acid	VARIABLE
Zn-OG62	Ore Grade Zn - Four Acid	VARIABLE
ME-MS61	48 element four acid ICP-MS	
Ag-OG62	Ore Grade Ag - Four Acid	VARIABLE
ME-OG62	Ore Grade Elements - Four Acid	ICP-AES

To: **SILVER RANGE RESOURCES LTD.**
ATTN: JOAN MARIACHER
C/O ARCHER, CATHRO & ASSOCIATES (1981) LIMITED
1016-510 W HASTINGS ST
VANCOUVER BC V6B 1L8

This is the Final Report and supersedes any preliminary report with this certificate number. Results apply to samples as submitted. All pages of this report have been checked and approved for release.

***** See Appendix Page for comments regarding this certificate *****

Comments: **RE-ASSAY RESULTS FOR SAMPLES ORIGINALLY REPORTED ON CERTIFICATE WH12180690**

Signature: 

Colin Ramshaw, Vancouver Laboratory Manager

ALS Canada Ltd.
2103 Dollarton Hwy
North Vancouver BC V7H 0A7
Phone: 604 984 0221 Fax: 604 984 0218 www.alsglobal.com

To: **SILVER RANGE RESOURCES LTD.**
C/O ARCHER, CATHRO & ASSOCIATES (1981) LIMITED
1016-510 W HASTINGS ST
VANCOUVER BC V6B 1L8

Finalized Date: 31-AUG-2012
Account: RANSIL

Project: Weld Group 7

CERTIFICATE OF ANALYSIS WH12196549

Sample Description	Method	ME-MS61	ME-MS61	ME-MS61	ME-MS61	ME-MS61	ME-MS61	ME-MS61	ME-MS61	ME-MS61	ME-MS61	ME-MS61	ME-MS61	ME-MS61	ME-MS61	ME-MS61
	Analyte	Ag	Al	As	Ba	Be	Bi	Ca	Cd	Ce	Co	Cr	Cs	Cu	Fe	Ga
	Units	ppm	%	ppm	ppm	ppm	ppm	%	ppm	ppm	ppm	ppm	ppm	ppm	%	ppm
	LOR	0.01	0.01	0.2	10	0.05	0.01	0.01	0.02	0.01	0.1	1	0.05	0.2	0.01	0.05
K979101		22.1	2.49	51.9	500	0.93	6.88	2.45	51.8	25.3	3.9	44	1.85	396	1.42	9.38
K979102		6.11	2.49	11.7	730	0.81	0.68	1.38	13.50	26.9	1.4	32	1.62	511	1.48	7.44
K979103		27.5	3.05	18.8	700	0.80	1.64	1.50	24.2	30.4	1.7	45	1.45	500	2.93	10.60
K979104		12.00	2.48	41.8	1490	0.42	3.36	0.28	27.5	52.5	0.8	33	1.01	383	3.28	8.40
K979105		24.8	2.28	38.7	1330	0.32	6.84	0.29	26.9	41.4	1.3	35	0.60	460	4.53	11.50
K979106		0.06	0.10	<5	20	<0.05	0.04	21.4	0.17	1.44	1.6	2	0.30	4.6	0.52	0.42
K979107		1.52	2.15	29.4	570	0.87	0.11	1.66	29.3	27.8	3.9	37	2.84	104.0	1.25	6.32
K979108		2.20	3.23	47.3	920	0.74	0.16	1.54	13.05	43.9	3.3	44	1.75	118.0	1.70	10.80
K979109		2.29	3.37	48.7	940	0.75	0.15	1.60	14.00	43.9	3.4	42	1.83	138.5	1.70	11.10
K979110		2.27	2.53	36.5	740	1.07	0.11	2.78	35.8	31.5	4.6	45	3.26	93.3	1.34	7.33
K979111		2.49	3.03	48.3	680	1.26	0.13	2.21	78.4	33.5	8.0	58	4.83	132.0	1.62	8.73
K979112		38.2	2.50	32.7	350	0.66	3.49	0.52	42.4	25.2	2.1	40	2.30	753	3.78	8.92
K979113		0.93	3.30	31.5	480	1.18	0.11	1.39	27.1	38.5	7.3	65	6.67	104.5	1.14	9.60
K979114		2.04	2.88	46.3	360	0.90	0.74	1.46	20.6	38.1	2.8	73	4.12	540	1.00	9.58
K979115		0.94	3.04	33.4	520	1.08	0.17	3.76	18.10	42.8	5.0	66	4.06	148.0	1.45	8.59
K979116		2.56	2.22	24	140	1.02	0.32	15.65	128.0	27.7	8.2	28	0.79	286	6.21	7.96
K979117		64.5	4.92	2620	580	0.62	3.86	6.83	135.5	32.7	11.4	41	3.27	995	3.70	10.45
K979118		21.3	2.97	18.9	660	0.88	10.20	3.03	97.0	24.1	6.3	49	2.98	937	2.50	8.97
K979119		>100	3.68	28.8	100	1.10	117.5	3.00	636	29.8	22.7	51	0.82	7110	9.41	21.3
K979120		11.60	2.91	19.8	420	0.93	2.31	1.40	16.95	34.3	6.2	43	3.82	412	1.03	8.19
K979121		1.02	3.53	28.9	470	1.01	0.14	1.45	0.85	39.2	6.9	50	3.58	80.0	2.02	10.45
K979122		38.0	2.68	115.0	460	0.56	2.17	1.13	137.0	14.20	7.0	34	1.80	521	2.83	8.89
K979123		>100	2.60	6450	190	0.59	9.94	0.69	179.5	19.45	9.5	32	3.16	1380	9.91	8.33
K979124		0.12	0.07	6	20	0.05	0.03	20.5	0.21	1.39	1.2	1	0.23	3.7	0.47	0.32
K979125		1.44	3.77	41.9	520	1.22	0.16	1.40	1.22	46.3	7.4	46	5.68	77.8	2.23	11.15
K979126		1.52	3.32	37.1	460	1.45	0.19	2.36	0.96	35.4	5.7	49	4.57	54.5	1.43	10.25
K979127		0.66	2.72	21.8	350	1.12	0.13	4.12	0.16	28.9	4.8	45	3.22	32.7	1.62	8.43
K979128		0.69	2.86	19.8	360	1.16	0.12	4.62	0.13	32.3	5.0	45	3.23	34.3	1.77	8.82
K979129		1.98	2.74	13.7	1130	1.56	0.47	7.11	4.62	33.8	7.0	44	2.79	153.5	2.63	8.86
K979130		4.44	2.62	16.1	830	1.48	0.46	9.61	13.30	28.6	7.1	38	2.74	398	2.12	8.31
K979131		4.30	2.96	22.0	1240	1.33	1.81	5.95	9.46	36.5	7.4	42	4.07	322	1.90	8.83
K979132		60.7	4.85	2500	580	0.79	4.08	6.59	132.0	28.4	11.7	40	2.96	1000	3.61	11.45
K979133		0.53	2.33	45.2	760	1.00	0.12	2.52	0.33	26.4	5.9	50	3.43	42.3	1.10	7.43
K979134		2.16	1.87	76.3	160	0.76	0.40	1.71	0.17	20.2	5.5	42	2.93	143.0	6.94	5.79
K979135		2.00	2.44	14	980	1.16	2.44	11.75	2.39	23.5	4.4	25	1.32	67.2	3.03	9.77
K979136		4.17	3.15	33.4	1890	1.48	1.12	9.90	8.60	33.1	8.4	36	2.32	349	1.89	9.43

Comments: **RE-ASSAY RESULTS FOR SAMPLES ORIGINALLY REPORTED ON CERTIFICATE WH12180690**

***** See Appendix Page for comments regarding this certificate *****

ALS Canada Ltd.
2103 Dollarton Hwy
North Vancouver BC V7H 0A7
Phone: 604 984 0221 Fax: 604 984 0218 www.alsglobal.com

To: **SILVER RANGE RESOURCES LTD.**
C/O ARCHER, CATHRO & ASSOCIATES (1981) LIMITED
1016-510 W HASTINGS ST
VANCOUVER BC V6B 1L8

Finalized Date: 31-AUG-2012
Account: RANSIL

Project: Weld Group 7

CERTIFICATE OF ANALYSIS WH12196549

Sample Description	Method	ME-MS61	ME-MS61	ME-MS61	ME-MS61	ME-MS61	ME-MS61	ME-MS61	ME-MS61	ME-MS61	ME-MS61	ME-MS61	ME-MS61	ME-MS61	ME-MS61	ME-MS61
	Analyte	Ge	Hf	In	K	La	Li	Mg	Mn	Mo	Na	Nb	Ni	P	Pb	Rb
	Units	ppm	ppm	ppm	%	ppm	ppm	%	ppm	ppm	%	ppm	ppm	ppm	ppm	ppm
	LOR	0.05	0.1	0.005	0.01	0.5	0.2	0.01	5	0.05	0.01	0.1	0.2	10	0.5	0.1
K979101		0.08	2.0	0.129	0.80	14.8	28.0	2.45	336	51.9	0.04	7.0	67.7	350	2030	34.4
K979102		0.15	1.9	0.061	0.99	15.7	16.1	1.56	202	47.8	0.03	5.1	42.5	380	1815	36.0
K979103		0.25	2.2	0.116	0.95	19.6	17.8	1.67	243	54.9	0.04	8.7	55.9	410	3090	34.5
K979104		0.24	2.2	0.225	1.23	31.1	13.2	0.54	79	125.5	0.03	6.7	26.1	1400	4840	39.9
K979105		0.62	2.5	0.396	1.07	25.2	4.0	0.24	24	89.3	0.03	7.6	12.4	2090	>10000	32.9
K979106		0.31	<0.1	<0.005	0.04	0.7	1.0	12.80	213	0.68	0.01	0.4	3.4	170	21.2	1.8
K979107		0.08	1.6	0.024	0.82	17.3	18.7	1.36	209	50.8	0.04	4.5	103.0	400	312	34.7
K979108		0.11	2.4	0.028	1.37	28.4	14.2	1.55	208	56.6	0.04	6.6	70.7	750	616	47.9
K979109		0.11	2.4	0.030	1.42	28.4	14.6	1.62	209	58.0	0.04	6.9	72.5	810	590	50.0
K979110		0.09	2.0	0.019	1.11	19.8	15.7	1.78	234	56.1	0.06	5.3	97.8	690	79.6	46.5
K979111		0.10	1.9	0.038	1.21	20.3	24.5	1.63	172	63.0	0.05	5.8	122.0	570	53.8	54.4
K979112		0.14	2.0	0.137	0.65	16.2	46.4	1.74	331	52.8	0.01	5.5	50.9	580	7270	36.2
K979113		0.10	2.3	0.037	1.25	23.7	36.7	1.13	142	30.8	0.04	15.7	132.5	1750	52.6	66.2
K979114		0.08	1.8	0.051	0.79	24.5	32.0	0.82	142	23.0	0.02	13.7	59.2	2750	87.9	48.9
K979115		0.09	1.9	0.059	1.28	26.2	24.9	1.85	309	30.9	0.07	14.3	68.9	3660	149.0	61.9
K979116		0.13	1.2	0.020	0.17	16.0	6.6	5.41	2350	22.1	0.01	6.1	172.5	910	573	6.7
K979117		0.07	1.4	0.089	1.30	16.5	13.6	0.68	2760	5.77	1.21	4.6	24.3	640	>10000	74.5
K979118		0.12	2.1	0.172	1.55	15.0	28.7	2.16	559	34.7	0.04	13.5	66.6	800	2850	61.3
K979119		1.18	2.1	1.335	0.22	17.6	60.7	3.36	1280	34.0	0.01	14.3	133.5	1470	>10000	13.7
K979120		0.09	2.2	0.054	1.28	19.1	26.5	0.81	209	27.6	0.03	11.4	69.2	1180	1165	53.8
K979121		0.07	2.6	0.031	1.58	22.5	24.0	0.84	173	32.2	0.03	12.2	96.4	1010	64.1	66.4
K979122		0.10	1.8	0.233	1.17	7.6	19.5	0.75	338	19.00	0.02	8.6	67.8	720	4500	50.8
K979123		0.31	1.6	0.510	1.49	10.3	22.7	0.60	226	19.95	0.02	8.9	53.0	400	>10000	68.3
K979124		0.09	<0.1	<0.005	0.03	0.7	1.0	12.55	204	0.28	0.01	0.3	<0.2	180	13.1	1.4
K979125		0.07	2.7	0.031	1.76	25.6	40.3	1.36	253	28.4	0.04	12.8	97.6	850	76.6	79.6
K979126		0.09	2.3	0.022	1.45	21.0	28.8	1.60	263	27.1	0.06	11.4	63.1	420	96.8	58.2
K979127		0.10	1.9	0.016	1.12	17.3	16.3	2.41	333	28.9	0.05	11.8	57.2	390	26.6	44.0
K979128		0.10	2.0	0.018	1.15	19.2	16.4	2.73	382	29.8	0.06	12.3	60.3	450	25.8	45.6
K979129		0.11	1.8	0.026	1.28	19.9	35.6	4.32	692	34.6	0.06	5.8	54.0	450	261	51.5
K979130		0.10	1.5	0.023	0.88	17.7	35.0	5.53	593	25.7	0.07	5.0	47.9	1020	266	37.1
K979131		0.11	1.9	0.021	1.60	21.7	33.9	3.32	561	39.1	0.07	5.8	55.7	570	800	65.4
K979132		0.10	1.3	0.090	1.27	15.2	16.4	0.69	2660	5.67	1.18	4.3	22.8	630	>10000	60.5
K979133		0.09	1.6	0.011	1.11	17.3	21.4	1.37	249	50.2	0.06	5.0	66.2	410	33.4	48.8
K979134		0.20	1.3	0.007	0.83	12.8	22.1	1.19	136	32.3	0.04	4.2	58.4	820	38.3	44.3
K979135		0.10	1.5	0.087	0.82	14.1	28.0	6.66	1260	28.9	0.04	5.3	39.5	410	178.5	29.0
K979136		0.10	1.7	0.033	1.96	19.6	32.5	5.36	772	31.7	0.07	5.7	46.2	410	435	78.5

Comments: **RE-ASSAY RESULTS FOR SAMPLES ORIGINALLY REPORTED ON CERTIFICATE WH12180690**

***** See Appendix Page for comments regarding this certificate *****

ALS Canada Ltd.
2103 Dollarton Hwy
North Vancouver BC V7H 0A7
Phone: 604 984 0221 Fax: 604 984 0218 www.alsglobal.com

To: **SILVER RANGE RESOURCES LTD.**
C/O ARCHER, CATHRO & ASSOCIATES (1981) LIMITED
1016-510 W HASTINGS ST
VANCOUVER BC V6B 1L8

Finalized Date: 31-AUG-2012
Account: RANSIL

Project: Weld Group 7

CERTIFICATE OF ANALYSIS WH12196549

Sample Description	Method	ME-MS61	ME-MS61	ME-MS61	ME-MS61	ME-MS61	ME-MS61	ME-MS61	ME-MS61	ME-MS61	ME-MS61	ME-MS61	ME-MS61	ME-MS61	ME-MS61	ME-MS61
	Analyte	Re	S	Sb	Sc	Se	Sn	Sr	Ta	Te	Th	Ti	Tl	U	V	W
	Units	ppm	%	ppm	ppm	ppm	ppm	ppm	ppm	ppm	ppm	%	ppm	ppm	ppm	ppm
	LOR	0.002	0.01	0.05	0.1	1	0.2	0.2	0.05	0.05	0.2	0.005	0.02	0.1	1	0.1
K979101		0.041	0.31	22.9	5.2	13	7.0	89.4	0.44	0.21	5.1	0.128	0.47	9.5	592	1.0
K979102		0.026	0.09	17.35	3.9	25	4.1	58.0	0.36	0.11	4.8	0.126	0.52	11.5	739	0.8
K979103		0.016	0.10	23.0	6.2	52	13.0	75.6	0.49	0.22	6.1	0.157	0.56	16.1	930	31.2
K979104		0.016	0.50	31.0	6.0	40	7.0	136.0	0.49	0.33	5.9	0.163	1.02	16.8	694	1.5
K979105		0.014	1.22	67.7	7.5	165	16.6	162.5	0.56	1.04	9.0	0.190	1.29	14.6	609	1.5
K979106		<0.002	0.02	0.18	0.5	1	<0.2	44.3	<0.05	<0.05	<0.2	0.005	<0.02	0.5	5	0.1
K979107		0.056	0.21	13.25	3.7	6	2.2	83.1	0.32	0.11	4.2	0.117	0.70	12.8	881	1.2
K979108		0.017	0.03	15.75	7.2	8	7.2	119.5	0.50	0.09	6.4	0.169	0.65	17.5	1140	1.3
K979109		0.021	0.04	15.85	7.5	7	7.2	123.5	0.51	0.10	6.6	0.172	0.67	18.1	1210	1.3
K979110		0.084	0.41	14.20	4.3	5	1.6	181.5	0.38	0.10	4.9	0.132	0.97	17.8	1030	0.9
K979111		0.077	0.63	16.90	5.4	10	0.8	142.5	0.39	0.14	5.5	0.152	1.31	16.1	1280	0.9
K979112		0.033	0.25	37.7	4.6	37	7.1	52.3	0.37	0.27	5.0	0.145	0.62	13.7	968	0.9
K979113		0.025	0.31	9.91	5.8	12	1.3	77.8	0.98	0.07	7.1	0.179	1.29	10.0	1060	1.1
K979114		0.026	0.11	9.51	4.8	9	8.6	81.4	0.91	0.05	7.0	0.148	0.68	12.2	981	1.0
K979115		0.030	0.48	9.51	5.5	9	2.6	122.5	0.87	0.06	6.7	0.160	0.86	10.6	651	1.1
K979116		0.008	1.66	32.0	8.9	12	1.4	109.0	0.35	0.09	3.8	0.105	0.58	7.7	732	2.5
K979117		0.003	2.76	62.0	7.3	4	3.2	431	0.34	0.20	3.8	0.204	0.68	1.8	63	10.1
K979118		0.030	1.42	19.95	5.4	37	5.6	88.9	0.86	0.26	6.3	0.166	1.00	8.0	607	1.0
K979119		0.026	7.10	156.0	18.1	401	127.5	21.4	0.89	2.79	8.2	0.202	1.96	12.8	1220	2.3
K979120		0.031	0.48	13.90	4.8	13	9.3	52.4	0.72	0.14	7.5	0.163	1.06	8.7	625	0.8
K979121		0.033	1.39	16.90	7.8	6	3.6	61.7	0.78	0.06	8.6	0.201	1.38	11.3	694	1.5
K979122		0.018	2.27	49.2	6.1	26	21.3	53.7	0.56	0.26	5.1	0.138	1.01	5.8	449	1.5
K979123		0.019	>10.0	132.0	3.8	75	65.4	49.0	0.57	1.07	4.6	0.128	1.20	5.6	374	0.9
K979124		<0.002	0.02	0.31	0.3	1	0.2	42.7	<0.05	<0.05	<0.2	<0.005	<0.02	0.6	4	0.1
K979125		0.029	1.48	13.95	6.5	6	1.7	52.1	0.84	0.07	9.1	0.202	1.56	8.5	613	0.8
K979126		0.023	0.67	11.40	6.2	4	1.7	84.9	0.66	0.08	7.3	0.178	1.37	7.3	629	0.7
K979127		0.022	0.84	11.70	5.6	4	1.1	114.5	0.67	0.06	5.9	0.151	0.97	7.3	503	0.6
K979128		0.025	0.91	12.30	5.9	4	1.2	124.0	0.69	0.05	6.1	0.156	0.96	7.7	518	0.6
K979129		0.026	0.85	12.90	6.8	5	6.8	213	0.35	0.05	5.0	0.143	0.68	8.7	517	0.6
K979130		0.018	0.86	14.15	6.6	6	3.0	295	0.29	0.07	4.6	0.130	0.51	7.9	405	0.6
K979131		0.030	0.61	10.60	6.7	7	6.1	258	0.35	0.14	5.2	0.150	0.89	9.7	441	0.6
K979132		0.002	2.58	54.9	8.2	4	3.0	417	0.29	0.20	3.7	0.203	0.77	1.8	61	8.3
K979133		0.043	0.28	6.89	4.8	3	3.9	174.5	0.31	0.05	4.1	0.123	0.59	9.4	730	0.7
K979134		0.026	4.18	15.65	3.7	20	0.8	102.0	0.26	0.23	3.5	0.099	0.82	7.3	572	0.5
K979135		0.021	0.51	29.4	7.4	5	14.1	249	0.32	0.15	4.0	0.126	0.37	8.0	438	0.6
K979136		0.023	0.39	13.15	7.9	5	6.4	293	0.34	0.09	5.2	0.153	0.99	8.8	438	0.6

Comments: **RE-ASSAY RESULTS FOR SAMPLES ORIGINALLY REPORTED ON CERTIFICATE WH12180690**

***** See Appendix Page for comments regarding this certificate *****

ALS Canada Ltd.
2103 Dollarton Hwy
North Vancouver BC V7H 0A7
Phone: 604 984 0221 Fax: 604 984 0218 www.alsglobal.com

To: **SILVER RANGE RESOURCES LTD.**
C/O ARCHER, CATHRO & ASSOCIATES (1981) LIMITED
1016-510 W HASTINGS ST
VANCOUVER BC V6B 1L8

Finalized Date: 31-AUG-2012
Account: RANSIL

Project: Weld Group 7

CERTIFICATE OF ANALYSIS WH12196549

Sample Description	Method Analyte Units LOR	ME-MS61 Y ppm 0.1	ME-MS61 Zn ppm 2	ME-MS61 Zr ppm 0.5	Ag-OG62 Ag ppm 1	Pb-OG62 Pb % 0.001	Zn-OG62 Zn % 0.001
K979101		15.1	2510	70.9			
K979102		13.8	1170	64.9			
K979103		15.8	2340	76.7			
K979104		17.8	977	77.0			
K979105		13.3	551	86.3		1.330	
K979106		1.0	19	1.8			
K979107		18.0	845	57.7			
K979108		28.0	1130	86.3			
K979109		28.6	1130	89.7			
K979110		23.5	665	68.8			
K979111		17.9	842	67.9			
K979112		12.7	2590	69.6			
K979113		20.9	1130	84.0			
K979114		28.4	491	72.4			
K979115		34.5	371	78.9			
K979116		42.0	5700	56.0			
K979117		13.3	>10000	45.2		1.980	1.955
K979118		14.6	4910	76.4			
K979119		23.3	>10000	81.0	295	3.68	3.27
K979120		18.1	1020	76.3			
K979121		16.7	159	91.9			
K979122		11.8	8120	63.4			
K979123		10.5	>10000	57.0	130	1.320	1.285
K979124		0.8	31	0.6			
K979125		19.0	97	92.1			
K979126		13.3	68	86.5			
K979127		12.1	12	74.2			
K979128		14.0	11	81.2			
K979129		19.2	255	65.7			
K979130		22.3	600	57.5			
K979131		18.5	456	70.0			
K979132		12.0	>10000	45.5		1.950	1.915
K979133		14.9	73	63.8			
K979134		14.6	29	50.7			
K979135		17.4	140	55.4			
K979136		17.8	367	66.5			

Comments: **RE-ASSAY RESULTS FOR SAMPLES ORIGINALLY REPORTED ON CERTIFICATE WH12180690**

***** See Appendix Page for comments regarding this certificate *****

ALS Canada Ltd.
2103 Dollarton Hwy
North Vancouver BC V7H 0A7
Phone: 604 984 0221 Fax: 604 984 0218 www.alsglobal.com

To: **SILVER RANGE RESOURCES LTD.**
C/O ARCHER, CATHRO & ASSOCIATES (1981) LIMITED
1016- 510 W HASTINGS ST
VANCOUVER BC V6B 1L8

Finalized Date: 31- AUG- 2012
Account: RANSIL

Project: Weld Group 7

CERTIFICATE OF ANALYSIS WH12196549

Method	CERTIFICATE COMMENTS
ME- MS61	Interference: Ca> 10% on ICP- MS As, ICP- AES results shown.
ME- MS61	REE's may not be totally soluble in this method.

ALS Canada Ltd.

2103 Dollarton Hwy
North Vancouver BC V7H 0A7
Phone: 604 984 0221 Fax: 604 984 0218 www.alsglobal.com

To: **SILVER RANGE RESOURCES LTD.**
C/O ARCHER, CATHRO & ASSOCIATES (1981) LIMITED
1016-510 W HASTINGS ST
VANCOUVER BC V6B 1L8

Finalized Date: 2-SEP-2012
This copy reported on 6-SEP-2012
Account: RANSIL

CERTIFICATE WH12198809

Project: KEG (Main - Group 2)

P.O. No.: Batch 61

This report is for 36 Drill Core samples submitted to our lab in Whitehorse, YT, Canada on 27-AUG-2012.

The following have access to data associated with this certificate:

MATT DUMALA	JOAN MARIACHER	HEATHER SMITH

SAMPLE PREPARATION

ALS CODE	DESCRIPTION
WEI-25	Wt. of Crushed Reject
FND-03	Find Reject for Addn Analysis
PUL-QC	Pulverizing QC Test
SPL-21	Split sample - riffle splitter
PUL-31	Pulverize split to 85%<75 um
LOG-22	Sample login - Rcd w/o BarCode

ANALYTICAL PROCEDURES

ALS CODE	DESCRIPTION
ME-MS61	48 element four acid ICP-MS

To: **SILVER RANGE RESOURCES LTD.**
ATTN: JOAN MARIACHER
C/O ARCHER, CATHRO & ASSOCIATES (1981) LIMITED
1016-510 W HASTINGS ST
VANCOUVER BC V6B 1L8

This is the Final Report and supersedes any preliminary report with this certificate number. Results apply to samples as submitted. All pages of this report have been checked and approved for release.

***** See Appendix Page for comments regarding this certificate *****

Comments: **RE-ASSAY RESULTS FOR SAMPLES ORIGINALLY REPORTED ON CERTIFICATE WH12183394**

Signature: 

Colin Ramshaw, Vancouver Laboratory Manager

ALS Canada Ltd.
2103 Dollarton Hwy
North Vancouver BC V7H 0A7
Phone: 604 984 0221 Fax: 604 984 0218 www.alsglobal.com

To: **SILVER RANGE RESOURCES LTD.**
C/O ARCHER, CATHRO & ASSOCIATES (1981) LIMITED
1016-510 W HASTINGS ST
VANCOUVER BC V6B 1L8

Finalized Date: 2-SEP-2012
Account: RANSIL

Project: KEG (Main - Group 2)

CERTIFICATE OF ANALYSIS WH12198809

Sample Description	Method	WEI-25	ME-MS61	ME-MS61	ME-MS61	ME-MS61	ME-MS61	ME-MS61	ME-MS61	ME-MS61	ME-MS61	ME-MS61	ME-MS61	ME-MS61	ME-MS61	ME-MS61
	Analyte	Reject W	Ag	Al	As	Ba	Be	Bi	Ca	Cd	Ce	Co	Cr	Cs	Cu	Fe
	Units	kg	ppm	%	ppm	ppm	ppm	ppm	%	ppm	ppm	ppm	ppm	ppm	ppm	%
	LOR	0.001	0.01	0.01	0.2	10	0.05	0.01	0.01	0.02	0.01	0.1	1	0.05	0.2	0.01
K285160		7.38	0.65	2.54	8	430	0.50	0.06	15.15	1.90	20.1	3.1	23	3.03	25.0	0.79
K285161		7.89	0.51	2.48	<5	560	0.55	0.06	16.35	1.08	24.8	3.3	33	2.28	34.3	0.97
K285162		7.56	2.01	3.95	142	760	1.01	0.13	10.25	7.33	41.2	8.1	76	4.29	80.7	1.92
K285163		7.23	4.29	3.21	37	950	0.80	0.20	10.45	4.66	37.9	5.7	43	4.27	65.9	1.38
K285164		3.25	31.2	3.73	67.1	1080	0.57	0.10	6.72	17.35	46.2	6.8	59	13.30	174.5	2.02
K285165		<0.001	13.70	4.19	119.5	1520	1.07	44.6	7.91	56.5	47.9	7.1	63	5.98	769	3.31
K285166		6.10	7.62	3.65	49.7	1510	0.80	0.12	5.79	10.35	40.9	5.9	54	9.79	66.8	1.39
K285167		7.60	4.05	3.99	168.0	1450	0.97	0.08	7.58	7.82	44.7	6.9	48	9.08	95.6	1.79
K285168		7.65	15.00	3.87	160.5	940	1.02	0.24	6.32	19.40	44.4	8.2	58	4.60	178.0	2.49
K285169		7.41	8.04	4.70	34.6	1160	1.17	0.42	6.32	23.9	56.1	7.0	65	5.07	153.0	1.90
K285170		4.38	7.07	4.81	63.6	1140	1.13	0.11	5.85	17.15	50.9	7.4	77	5.53	104.0	1.65
K285171		3.16	0.02	0.06	<5	20	0.06	0.01	20.2	0.10	1.47	1.2	<1	0.27	1.6	0.44
K285172		6.33	1.09	2.17	8	990	0.74	0.08	19.85	4.11	29.1	3.6	100	4.26	41.2	1.05
K285173		3.72	0.71	5.06	33.3	1400	1.20	0.12	0.91	16.60	57.1	4.5	57	12.50	58.7	1.97
K285174		3.13	0.65	4.08	26.6	1050	1.63	0.13	1.41	6.59	39.4	6.9	65	7.58	67.1	1.92
K285175		4.84	0.60	3.95	27.0	930	1.52	0.06	2.31	4.78	37.2	7.8	60	6.97	61.2	1.94
K285176		<0.001	0.58	4.00	27.2	940	1.55	0.06	2.27	4.59	38.2	8.0	63	6.96	62.1	2.04
K285177		6.14	0.56	5.01	83.4	760	1.99	0.09	1.64	7.13	49.1	9.6	60	10.35	64.3	2.42
K285178		1.990	1.11	5.16	81.1	630	1.79	0.14	0.97	12.30	48.2	12.3	63	10.95	84.6	2.81
K285179		3.37	2.98	2.89	69.1	730	1.50	0.11	5.95	16.10	30.6	6.6	96	15.20	76.3	1.54
K285180		<0.001	13.25	4.12	116.5	1510	1.11	45.9	7.53	56.5	47.0	6.6	60	5.90	736	3.23
K285181		4.87	0.19	5.31	36.3	1090	1.37	0.04	1.19	0.65	70.1	9.4	43	11.80	58.8	2.39
K285182		5.21	0.27	6.05	14.8	1310	1.37	0.08	1.16	0.50	75.5	7.0	43	12.95	34.2	1.97
K285183		5.86	0.52	5.92	24.2	1040	1.60	0.12	2.08	1.99	72.9	9.1	49	14.10	48.7	2.01
K285184		5.95	7.00	3.25	25.0	640	1.42	1.90	2.18	33.9	32.3	7.0	55	13.00	64.9	1.96
K285185		5.95	0.69	4.51	14.7	880	2.13	0.26	1.83	3.29	44.5	8.2	63	17.80	66.4	2.08
K285186		7.10	0.30	3.71	131.5	1080	1.68	0.12	2.30	1.84	38.5	6.3	64	8.79	57.0	1.94
K285187		2.92	0.38	3.59	172.5	980	1.59	0.11	2.29	2.24	38.8	6.8	62	8.46	61.5	2.12
K285188		7.41	0.58	3.52	27.3	880	1.41	0.22	2.15	27.3	34.8	5.6	75	8.45	61.3	1.83
K285189		7.96	0.53	3.47	29.2	720	1.51	0.21	1.99	7.71	31.5	6.9	74	7.82	61.9	1.88
K285190		7.46	0.26	4.97	80.3	1330	1.24	0.27	1.21	0.53	72.5	6.2	49	8.92	65.5	2.37
K285191		7.03	5.91	4.98	4070	700	1.61	7.60	1.41	12.00	38.8	19.0	43	5.56	83.1	3.12
K285192		3.43	0.30	0.05	12	20	0.05	0.04	21.4	0.10	1.33	0.6	<1	0.16	1.4	0.48
K285193		5.87	0.70	4.24	193.0	1040	1.42	0.55	3.04	4.19	67.0	12.1	32	11.45	42.2	2.53
K285194		7.67	0.27	4.94	50.6	980	1.17	0.16	2.12	0.17	67.6	5.7	35	11.50	33.8	1.68
K285195		7.72	0.29	5.91	30.9	1390	1.60	0.20	1.64	0.14	81.3	8.8	54	11.65	34.8	2.74

Comments: **RE-ASSAY RESULTS FOR SAMPLES ORIGINALLY REPORTED ON CERTIFICATE WH12183394**

***** See Appendix Page for comments regarding this certificate *****

ALS Canada Ltd.
2103 Dollarton Hwy
North Vancouver BC V7H 0A7
Phone: 604 984 0221 Fax: 604 984 0218 www.alsglobal.com

To: **SILVER RANGE RESOURCES LTD.**
C/O ARCHER, CATHRO & ASSOCIATES (1981) LIMITED
1016-510 W HASTINGS ST
VANCOUVER BC V6B 1L8

Finalized Date: 2-SEP-2012
Account: RANSIL

Project: KEG (Main - Group 2)

CERTIFICATE OF ANALYSIS WH12198809

Sample Description	Method	ME-MS61	ME-MS61	ME-MS61	ME-MS61	ME-MS61	ME-MS61	ME-MS61	ME-MS61	ME-MS61	ME-MS61	ME-MS61	ME-MS61	ME-MS61	ME-MS61	ME-MS61
	Analyte	Ga	Ge	Hf	In	K	La	Li	Mg	Mn	Mo	Na	Nb	Ni	P	Pb
	Units	ppm	ppm	ppm	ppm	%	ppm	ppm	%	ppm	ppm	%	ppm	ppm	ppm	ppm
	LOR	0.05	0.05	0.1	0.005	0.01	0.5	0.2	0.01	5	0.05	0.01	0.1	0.2	10	0.5
K285160		4.64	0.09	1.1	0.032	1.13	10.2	14.3	0.80	265	12.65	0.27	3.6	25.5	440	129.0
K285161		5.48	0.09	1.2	0.018	1.28	12.9	14.5	0.90	286	9.47	0.53	4.6	25.0	590	84.0
K285162		9.26	0.20	1.8	0.117	1.99	22.9	33.6	1.71	311	30.3	0.43	7.2	69.5	1090	616
K285163		6.91	0.16	1.7	0.075	1.74	20.3	24.1	1.87	593	15.30	0.27	6.5	45.7	750	560
K285164		10.55	0.41	2.4	0.321	2.26	26.1	44.2	2.20	1060	4.90	0.16	9.1	42.5	1050	4000
K285165		12.00	0.23	1.6	2.24	1.86	25.0	39.5	2.19	1720	14.80	0.23	9.3	47.3	1150	1080
K285166		8.76	0.30	2.1	0.167	2.69	24.0	36.0	1.87	457	4.73	0.15	7.8	42.6	990	1670
K285167		9.22	0.19	2.1	0.160	2.90	22.7	30.2	1.98	436	4.06	0.17	8.3	37.7	610	1040
K285168		9.36	0.33	2.3	0.379	1.84	25.0	24.4	2.06	421	4.86	0.19	8.3	43.8	1060	4040
K285169		10.35	0.20	2.9	0.448	2.83	27.3	19.3	2.35	388	7.50	0.70	10.4	48.2	980	1525
K285170		9.61	0.23	2.8	0.356	3.02	25.1	23.4	1.75	303	6.44	0.51	10.9	50.0	1840	2410
K285171		0.28	0.09	<0.1	<0.005	0.03	0.7	1.1	12.60	201	0.14	<0.01	0.3	2.4	180	4.7
K285172		5.26	0.15	1.3	0.028	1.04	22.5	20.6	1.97	328	7.89	0.27	4.7	36.0	6030	130.5
K285173		13.40	0.15	2.0	0.063	2.62	30.0	44.9	0.81	88	6.88	0.07	9.5	28.5	2030	45.8
K285174		9.87	0.13	1.7	0.041	1.43	25.1	71.0	0.87	87	26.3	0.07	7.7	103.5	2630	54.1
K285175		9.65	0.14	1.4	0.040	1.40	24.5	61.3	1.34	145	19.60	0.07	6.9	92.1	2030	32.7
K285176		9.90	0.13	1.4	0.034	1.43	25.4	61.3	1.34	153	19.40	0.07	7.0	92.1	2000	31.8
K285177		12.60	0.15	1.7	0.051	1.82	27.2	76.4	1.13	116	16.15	0.07	8.7	86.5	1120	42.8
K285178		13.50	0.18	1.4	0.056	2.21	27.8	69.8	1.08	111	8.35	0.05	7.3	79.6	830	118.5
K285179		8.36	0.18	1.2	0.097	1.10	22.6	44.2	2.12	245	23.2	0.02	6.9	148.0	5900	252
K285180		11.60	0.22	1.5	2.25	1.80	24.6	38.2	2.14	1630	14.55	0.23	8.9	44.6	1140	1055
K285181		14.00	0.16	2.3	0.015	2.57	33.8	54.7	0.98	81	2.42	0.05	10.4	30.9	560	9.2
K285182		15.95	0.16	2.2	0.016	3.10	36.2	40.6	0.77	76	1.96	0.07	11.7	23.2	550	29.0
K285183		15.05	0.17	2.2	0.025	2.99	34.5	48.7	0.96	88	3.70	0.06	12.2	36.2	650	40.7
K285184		10.60	0.33	1.2	0.342	1.08	21.7	40.6	0.84	129	25.3	0.03	7.7	88.2	1560	1615
K285185		11.85	0.16	1.5	0.038	1.71	26.6	63.3	0.99	112	21.9	0.06	10.1	73.9	1320	47.6
K285186		10.35	0.16	1.6	0.015	1.61	23.7	48.3	0.93	96	11.50	0.10	8.4	62.9	2850	18.6
K285187		10.30	0.16	1.5	0.024	1.48	23.3	47.0	0.95	103	13.25	0.09	8.4	66.4	3020	16.6
K285188		9.45	0.17	1.5	0.087	1.75	22.3	37.2	0.58	74	28.7	0.05	8.5	103.5	3240	36.3
K285189		9.76	0.16	1.4	0.045	1.68	20.5	31.0	0.51	61	35.9	0.04	7.1	96.9	3330	34.6
K285190		13.10	0.18	2.4	<0.005	2.96	35.9	42.0	0.79	71	3.87	0.18	10.1	36.7	750	10.7
K285191		13.50	0.20	2.7	0.089	2.73	17.0	16.3	0.76	167	6.73	0.17	9.7	54.7	450	447
K285192		0.18	0.18	<0.1	<0.005	0.03	0.6	1.0	12.80	210	0.15	<0.01	0.2	1.7	160	2.1
K285193		9.99	0.22	2.1	0.012	2.33	33.1	32.4	0.69	259	2.84	0.09	8.4	100.5	440	49.6
K285194		11.75	0.19	2.4	<0.005	2.78	33.0	34.9	0.70	117	2.35	0.11	9.3	32.2	460	11.5
K285195		16.55	0.19	2.7	0.017	3.37	42.2	54.0	1.00	113	2.62	0.11	12.6	31.1	610	10.9

Comments: **RE-ASSAY RESULTS FOR SAMPLES ORIGINALLY REPORTED ON CERTIFICATE WH12183394**

***** See Appendix Page for comments regarding this certificate *****

ALS Canada Ltd.
2103 Dollarton Hwy
North Vancouver BC V7H 0A7
Phone: 604 984 0221 Fax: 604 984 0218 www.alsglobal.com

To: **SILVER RANGE RESOURCES LTD.**
C/O ARCHER, CATHRO & ASSOCIATES (1981) LIMITED
1016-510 W HASTINGS ST
VANCOUVER BC V6B 1L8

Finalized Date: 2-SEP-2012
Account: RANSIL

Project: KEG (Main - Group 2)

CERTIFICATE OF ANALYSIS WH12198809

Sample Description	Method	ME-MS61	ME-MS61	ME-MS61	ME-MS61	ME-MS61	ME-MS61	ME-MS61	ME-MS61	ME-MS61	ME-MS61	ME-MS61	ME-MS61	ME-MS61	ME-MS61	ME-MS61
	Analyte	Rb	Re	S	Sb	Sc	Se	Sn	Sr	Ta	Te	Th	Ti	Tl	U	V
	Units	ppm	ppm	%	ppm	ppm	ppm	ppm	ppm	ppm	ppm	ppm	%	ppm	ppm	ppm
	LOR	0.1	0.002	0.01	0.05	0.1	1	0.2	0.2	0.05	0.05	0.2	0.005	0.02	0.1	1
K285160		43.8	0.013	0.27	4.09	3.1	8	4.7	347	0.28	<0.05	2.8	0.120	0.66	2.2	90
K285161		55.3	0.010	0.51	1.95	4.2	7	5.1	486	0.35	<0.05	3.6	0.151	0.87	2.5	79
K285162		87.9	0.037	0.95	6.07	8.2	18	10.3	331	0.56	0.10	5.9	0.242	1.43	5.1	232
K285163		88.8	0.025	0.61	4.54	6.6	15	35.1	327	0.50	0.07	5.1	0.213	1.40	4.1	140
K285164		194.0	0.041	1.12	15.95	11.2	78	176.0	245	0.67	0.25	6.5	0.284	2.87	4.1	108
K285165		87.9	0.017	0.92	7.66	8.3	27	137.5	211	0.69	0.22	6.9	0.289	0.88	3.5	134
K285166		178.5	0.026	0.56	6.50	10.8	49	58.5	212	0.57	0.32	5.8	0.241	2.46	3.8	102
K285167		159.0	0.017	0.86	6.52	8.8	16	88.0	295	0.64	0.13	6.8	0.263	2.15	3.1	100
K285168		103.5	0.039	1.54	17.60	10.1	51	121.5	249	0.62	0.43	6.4	0.259	1.36	4.1	91
K285169		129.0	0.033	0.99	8.08	10.7	22	99.3	384	0.78	0.16	8.2	0.331	1.72	4.2	103
K285170		140.0	0.024	0.93	9.90	9.2	23	51.0	409	0.82	0.15	8.2	0.342	1.93	4.2	95
K285171		1.8	<0.002	<0.01	0.10	0.2	1	0.2	44.3	<0.05	<0.05	<0.2	<0.005	<0.02	0.6	3
K285172		59.1	0.027	0.60	3.38	5.7	13	7.6	750	0.35	0.05	3.9	0.151	1.15	6.1	102
K285173		143.0	0.010	0.47	7.29	9.2	10	40.3	132.5	0.69	<0.05	9.3	0.255	2.07	7.6	256
K285174		98.1	0.033	1.13	8.61	7.8	10	25.0	116.5	0.56	<0.05	6.6	0.216	1.70	7.3	550
K285175		95.8	0.028	1.35	9.78	7.2	8	29.6	166.5	0.50	<0.05	5.8	0.195	1.61	6.1	514
K285176		96.5	0.028	1.38	9.90	7.4	8	29.8	168.0	0.50	<0.05	6.0	0.198	1.64	6.2	509
K285177		115.0	0.023	1.62	12.75	9.0	7	56.1	114.0	0.64	<0.05	7.6	0.242	1.90	6.2	334
K285178		122.0	0.019	1.77	9.15	9.6	13	31.8	85.0	0.52	0.09	7.0	0.233	1.89	7.6	257
K285179		78.9	0.040	0.99	30.0	6.0	21	43.5	128.5	0.46	0.19	4.9	0.150	1.39	9.8	1120
K285180		85.4	0.015	0.93	7.70	7.8	26	136.0	206	0.67	0.23	7.0	0.276	0.86	3.5	132
K285181		137.0	0.003	1.43	2.95	8.1	4	37.2	126.5	0.78	<0.05	12.7	0.271	1.80	4.1	89
K285182		159.5	<0.002	1.02	3.37	8.7	3	42.6	119.5	0.88	<0.05	13.9	0.288	1.99	3.1	92
K285183		142.0	0.006	1.09	6.98	9.2	6	21.1	120.0	0.89	<0.05	12.0	0.294	1.93	3.8	151
K285184		86.3	0.032	1.40	17.65	6.0	54	19.1	73.3	0.54	0.90	5.3	0.168	1.46	7.0	555
K285185		101.5	0.028	1.36	8.22	8.4	11	8.3	136.0	0.69	0.09	6.9	0.223	1.55	7.4	385
K285186		114.0	0.023	0.93	6.60	8.2	10	13.4	205	0.52	0.08	6.2	0.199	1.56	5.9	335
K285187		107.5	0.026	1.06	7.91	8.2	12	13.9	194.0	0.52	0.20	5.9	0.193	1.38	5.8	363
K285188		118.0	0.058	1.10	9.90	7.2	18	13.6	194.5	0.55	0.05	6.1	0.192	1.56	9.5	716
K285189		115.0	0.034	1.01	10.15	7.2	18	11.1	94.2	0.48	0.06	6.0	0.185	1.46	9.6	655
K285190		162.5	0.007	1.34	4.72	7.8	11	17.4	186.5	0.71	0.10	13.3	0.247	2.32	3.7	145
K285191		154.0	0.005	2.05	77.3	7.0	33	38.6	101.5	0.66	2.87	13.7	0.230	2.14	3.3	72
K285192		1.4	<0.002	<0.01	0.25	0.2	<1	0.2	46.2	<0.05	<0.05	0.2	<0.005	0.03	0.6	3
K285193		134.5	<0.002	1.65	14.95	6.1	19	18.4	123.0	0.58	0.10	12.0	0.204	1.79	4.6	56
K285194		148.0	0.003	0.93	5.24	6.9	7	15.0	147.0	0.66	0.05	12.9	0.226	1.93	3.9	62
K285195		189.5	0.005	1.54	5.98	10.3	6	11.0	129.0	0.87	0.10	14.9	0.304	2.37	3.9	103

Comments: **RE-ASSAY RESULTS FOR SAMPLES ORIGINALLY REPORTED ON CERTIFICATE WH12183394**

***** See Appendix Page for comments regarding this certificate *****

ALS Canada Ltd.
2103 Dollarton Hwy
North Vancouver BC V7H 0A7
Phone: 604 984 0221 Fax: 604 984 0218 www.alsglobal.com

To: **SILVER RANGE RESOURCES LTD.**
C/O ARCHER, CATHRO & ASSOCIATES (1981) LIMITED
1016- 510 W HASTINGS ST
VANCOUVER BC V6B 1L8

Finalized Date: 2- SEP- 2012
Account: RANSIL

Project: KEG (Main - Group 2)

CERTIFICATE OF ANALYSIS WH12198809

Sample Description	Method Analyte Units LOR	ME- MS61 W ppm 0.1	ME- MS61 Y ppm 0.1	ME- MS61 Zn ppm 2	ME- MS61 Zr ppm 0.5
K285160		0.6	12.6	167	40.8
K285161		0.6	15.1	104	48.2
K285162		1.6	30.4	659	68.1
K285163		1.1	25.7	505	64.2
K285164		1.3	35.8	1730	88.1
K285165		2.7	27.8	3050	55.4
K285166		0.9	31.6	1060	80.6
K285167		1.5	24.7	657	76.9
K285168		1.3	32.7	1660	83.5
K285169		1.4	33.9	2050	108.0
K285170		1.2	31.0	1380	105.0
K285171		0.1	0.9	17	0.5
K285172		0.9	33.2	157	51.3
K285173		1.5	20.8	145	69.1
K285174		1.6	26.0	496	61.1
K285175		1.2	27.4	429	52.2
K285176		1.2	27.3	412	52.9
K285177		1.5	27.1	556	60.0
K285178		1.1	23.3	381	52.9
K285179		1.4	38.2	1590	58.2
K285180		2.7	27.3	2930	54.3
K285181		1.3	18.8	73	77.4
K285182		1.4	18.2	65	75.6
K285183		1.2	21.3	145	77.8
K285184		1.2	22.4	2270	48.8
K285185		1.2	26.3	215	57.8
K285186		1.3	27.2	131	54.8
K285187		1.3	28.6	150	53.2
K285188		1.6	25.6	1960	49.6
K285189		1.5	26.5	556	49.3
K285190		1.0	20.1	133	75.6
K285191		2.4	21.2	1400	80.6
K285192		0.1	0.9	19	<0.5
K285193		1.0	36.8	2160	71.1
K285194		1.1	17.3	296	72.9
K285195		1.2	19.9	13	85.6

Comments: **RE- ASSAY RESULTS FOR SAMPLES ORIGINALLY REPORTED ON CERTIFICATE WH12183394**

***** See Appendix Page for comments regarding this certificate *****

ALS Canada Ltd.
2103 Dollarton Hwy
North Vancouver BC V7H 0A7
Phone: 604 984 0221 Fax: 604 984 0218 www.alsglobal.com

To: **SILVER RANGE RESOURCES LTD.**
C/O ARCHER, CATHRO & ASSOCIATES (1981) LIMITED
1016- 510 W HASTINGS ST
VANCOUVER BC V6B 1L8

Page: Appendix 1
Total # Appendix Pages: 1
Finalized Date: 2- SEP- 2012
Account: RANSIL

Project: KEG (Main - Group 2)

CERTIFICATE OF ANALYSIS WH12198809

Method	CERTIFICATE COMMENTS
ME- MS61	Interference: Ca> 10% on ICP- MS As, ICP- AES results shown.
ME- MS61	REE's may not be totally soluble in this method.

ALS Canada Ltd.

2103 Dollarton Hwy
North Vancouver BC V7H 0A7
Phone: 604 984 0221 Fax: 604 984 0218 www.alsglobal.com

To: **SILVER RANGE RESOURCES LTD.**
C/O ARCHER, CATHRO & ASSOCIATES (1981) LIMITED
1016-510 W HASTINGS ST
VANCOUVER BC V6B 1L8

Finalized Date: 16-SEP-2012
Account: RANSIL

CERTIFICATE WH12199287

Project: KEG (Group 6)

P.O. No.:

This report is for 233 Soil samples submitted to our lab in Whitehorse, YT, Canada on 24-AUG-2012.

The following have access to data associated with this certificate:

MATT DUMALA	JOAN MARIACHER	HEATHER SMITH

SAMPLE PREPARATION

ALS CODE	DESCRIPTION
WEI-21	Received Sample Weight
LOG-22	Sample login - Rcd w/o BarCode
SCR-41	Screen to -180um and save both
EXTRA-01	Extra Sample received in Shipment

ANALYTICAL PROCEDURES

ALS CODE	DESCRIPTION	INSTRUMENT
Au-ICP21	Au 30g FA ICP-AES Finish	ICP-AES
ME-MS41	51 anal. aqua regia ICPMS	

To: **SILVER RANGE RESOURCES LTD.**
ATTN: JOAN MARIACHER
C/O ARCHER, CATHRO & ASSOCIATES (1981) LIMITED
1016-510 W HASTINGS ST
VANCOUVER BC V6B 1L8

This is the Final Report and supersedes any preliminary report with this certificate number. Results apply to samples as submitted. All pages of this report have been checked and approved for release.

***** See Appendix Page for comments regarding this certificate *****

Signature:

Colin Ramshaw, Vancouver Laboratory Manager

ALS Canada Ltd.
2103 Dollarton Hwy
North Vancouver BC V7H 0A7
Phone: 604 984 0221 Fax: 604 984 0218 www.alsglobal.com

To: **SILVER RANGE RESOURCES LTD.**
C/O ARCHER, CATHRO & ASSOCIATES (1981) LIMITED
1016-510 W HASTINGS ST
VANCOUVER BC V6B 1L8

Finalized Date: 16-SEP-2012
Account: RANSIL

Project: KEG (Group 6)

CERTIFICATE OF ANALYSIS WH12199287

Sample Description	Method	WEI-21	Au-ICP21	ME-MS41	ME-MS41	ME-MS41	ME-MS41	ME-MS41	ME-MS41	ME-MS41	ME-MS41	ME-MS41	ME-MS41	ME-MS41	ME-MS41	ME-MS41
	Analyte	Recvd Wt.	Au	Ag	Al	As	Au	B	Ba	Be	Bi	Ca	Cd	Ce	Co	Cr
	Units	kg	ppm	ppm	%	ppm	ppm	ppm	ppm	ppm	ppm	%	ppm	ppm	ppm	ppm
	LOR	0.02	0.001	0.01	0.01	0.1	0.2	10	10	0.05	0.01	0.01	0.01	0.02	0.1	1
ZZ42687		0.39	0.004	0.74	2.20	102.5	<0.2	<10	600	0.83	0.36	0.69	1.07	22.7	7.7	41
ZZ42688		0.40	0.007	0.73	1.56	40.4	<0.2	<10	450	0.62	0.25	0.31	0.57	16.90	4.7	25
ZZ42689		0.29	0.005	0.84	2.09	59.3	<0.2	<10	890	0.85	0.35	0.59	0.53	21.1	6.7	39
ZZ42690		0.18	0.004	0.94	1.73	33.3	<0.2	<10	500	0.71	0.21	0.42	0.51	16.30	5.1	30
ZZ42691		0.35	0.007	1.12	2.22	109.0	<0.2	<10	760	1.07	0.55	2.17	2.43	28.7	9.5	39
ZZ42692		0.21	0.007	0.79	2.04	49.7	<0.2	<10	650	0.82	0.33	0.97	1.61	20.6	7.3	36
ZZ42693		0.37	0.006	0.80	2.07	26.0	<0.2	<10	1710	0.87	0.20	0.64	0.74	19.25	5.9	37
ZZ42694		0.35	0.004	0.65	1.14	17.6	<0.2	<10	250	0.45	0.20	0.20	0.40	14.50	3.6	17
ZZ42695		0.31	0.002	0.31	1.69	21.9	<0.2	<10	210	0.47	0.18	0.16	0.38	15.05	4.1	29
ZZ42696		0.31	0.002	2.44	1.77	25.0	<0.2	<10	280	0.51	0.30	0.14	0.38	23.3	4.7	28
ZZ42697		0.31	0.005	0.80	2.34	30.4	<0.2	<10	1950	1.80	0.22	0.05	0.81	54.2	22.0	38
ZZ42698		0.29	0.005	1.03	2.45	41.3	<0.2	<10	1630	1.23	0.24	0.20	1.00	23.3	16.3	40
ZZ42699		0.34	0.006	0.94	2.08	189.5	<0.2	<10	660	0.87	0.33	0.13	0.62	20.4	7.6	38
ZZ42700		0.33	0.007	1.08	3.11	44.8	<0.2	<10	320	2.91	0.34	0.06	0.86	35.1	38.6	42
ZZ42701		0.20	0.004	1.25	1.94	66.1	<0.2	<10	450	0.69	0.24	0.74	0.55	17.70	8.3	33
ZZ42702		0.28	0.003	1.37	2.24	48.8	<0.2	<10	350	0.75	0.27	0.95	1.00	21.8	8.3	35
ZZ42703		0.35	0.010	3.57	3.98	95.7	<0.2	<10	1410	1.74	1.00	0.74	9.78	23.7	16.0	65
ZZ42704		0.28	0.002	1.38	0.95	33.1	<0.2	<10	140	0.33	0.21	0.09	0.53	12.05	3.7	15
ZZ42705		0.31	0.003	1.08	1.30	31.1	<0.2	<10	210	0.43	0.32	0.08	0.51	19.15	4.1	24
ZZ42706		0.30	0.034	3.02	1.27	34.2	<0.2	<10	220	0.64	0.61	0.06	0.19	62.7	4.3	41
ZZ42707		0.29	0.006	4.81	2.58	92.8	<0.2	<10	150	1.20	0.25	0.05	0.34	17.25	8.6	24
ZZ42708		0.27	0.004	0.86	1.04	17.1	<0.2	<10	170	0.33	0.24	0.08	0.33	18.45	3.4	19
ZZ42709		0.22	0.006	0.23	1.20	13.4	<0.2	<10	170	0.40	0.16	0.23	1.21	27.9	5.2	22
ZZ42710		0.24	0.025	0.89	3.35	47.1	<0.2	<10	530	2.66	0.47	0.22	1.81	33.6	14.4	21
ZZ42711		0.21	0.003	1.95	1.78	27.2	<0.2	<10	250	0.53	0.26	0.14	0.50	20.3	5.9	32
ZZ42712		0.32	0.006	1.02	2.01	18.5	<0.2	<10	260	0.76	0.24	0.17	0.45	40.5	10.1	27
ZZ42713		0.36	0.006	0.51	2.41	22.1	<0.2	<10	510	0.94	0.24	0.30	0.28	31.9	9.0	37
ZZ42714		0.34	0.004	1.14	2.65	77.5	<0.2	<10	630	0.88	0.36	0.21	0.41	21.1	7.2	48
ZZ42715		0.38	0.002	0.45	1.47	23.0	<0.2	<10	460	0.35	0.30	0.46	1.28	20.9	7.5	29
ZZ42716		0.27	0.003	0.63	1.22	19.1	<0.2	<10	280	0.40	0.14	1.07	0.74	14.45	5.1	18
ZZ42717		0.32	0.014	4.07	1.68	237	<0.2	<10	530	3.95	0.40	0.40	1.65	36.5	15.9	27
ZZ42718		0.27	0.004	2.23	1.10	26.1	<0.2	<10	250	0.48	0.33	0.05	0.61	23.9	3.4	21
ZZ42719		0.31	0.004	2.21	0.92	19.3	<0.2	<10	320	0.34	0.26	0.09	0.93	17.65	3.2	19
ZZ42720		0.33	0.004	1.45	1.85	64.3	<0.2	<10	510	0.64	0.34	0.08	0.41	17.40	4.9	35
ZZ42721		0.23	0.006	1.09	2.30	46.6	<0.2	<10	630	0.93	0.26	0.13	0.31	17.30	8.3	44
ZZ42722		0.25	0.004	1.04	2.65	35.8	<0.2	<10	490	0.93	0.28	0.16	0.38	15.90	6.9	51
ZZ42723		0.27	0.003	1.46	1.75	55.7	<0.2	<10	1120	0.96	0.25	0.06	0.56	32.1	5.4	42
ZZ42724		0.21	0.002	1.77	0.84	51.7	<0.2	<10	280	0.31	0.22	0.04	0.62	12.90	2.4	17
ZZ42725		0.25	0.003	0.50	1.58	36.0	<0.2	<10	300	0.47	0.31	0.12	0.81	20.8	4.8	26
ZZ42726		0.25	0.006	2.23	1.35	50.2	<0.2	<10	430	0.85	0.24	0.13	0.95	26.2	8.6	21

***** See Appendix Page for comments regarding this certificate *****

ALS Canada Ltd.
2103 Dollarton Hwy
North Vancouver BC V7H 0A7
Phone: 604 984 0221 Fax: 604 984 0218 www.alsglobal.com

To: **SILVER RANGE RESOURCES LTD.**
C/O ARCHER, CATHRO & ASSOCIATES (1981) LIMITED
1016-510 W HASTINGS ST
VANCOUVER BC V6B 1L8

Finalized Date: 16-SEP-2012
Account: RANSIL

Project: KEG (Group 6)

CERTIFICATE OF ANALYSIS WH12199287

Sample Description	Method	ME-MS41	ME-MS41	ME-MS41	ME-MS41	ME-MS41	ME-MS41	ME-MS41	ME-MS41	ME-MS41	ME-MS41	ME-MS41	ME-MS41	ME-MS41	ME-MS41	ME-MS41
	Analyte	Cs	Cu	Fe	Ga	Ge	Hf	Hg	In	K	La	Li	Mg	Mn	Mo	Na
	Units	ppm	ppm	%	ppm	ppm	ppm	ppm	ppm	%	ppm	ppm	%	ppm	ppm	%
	LOR	0.05	0.2	0.01	0.05	0.05	0.02	0.01	0.005	0.01	0.2	0.1	0.01	5	0.05	0.01
ZZ42687		5.47	74.7	2.25	6.25	0.07	0.02	0.05	0.043	0.11	12.3	29.9	1.06	324	4.89	0.02
ZZ42688		3.05	36.7	1.97	4.61	<0.05	0.02	0.04	0.030	0.10	9.1	15.6	0.47	186	3.13	0.02
ZZ42689		5.02	52.3	2.29	6.19	0.06	0.03	0.06	0.038	0.13	10.9	26.6	0.99	209	4.17	0.01
ZZ42690		3.50	36.2	1.82	5.02	0.05	0.02	0.05	0.028	0.08	8.8	18.4	0.75	141	3.12	0.02
ZZ42691		5.85	100.5	3.23	6.32	0.07	0.19	0.11	0.063	0.30	14.7	28.4	1.13	339	7.10	0.02
ZZ42692		4.49	61.2	2.52	5.36	0.07	0.06	0.05	0.043	0.26	10.7	22.4	1.04	302	4.02	0.02
ZZ42693		5.42	104.5	2.05	6.31	0.07	<0.02	0.02	0.022	0.11	9.2	24.9	1.22	205	3.26	0.02
ZZ42694		2.99	38.1	1.57	3.88	<0.05	<0.02	0.03	0.018	0.06	7.8	11.1	0.37	93	2.20	0.03
ZZ42695		4.70	29.4	1.82	5.94	<0.05	<0.02	0.03	0.019	0.06	7.7	18.8	0.74	124	1.95	0.02
ZZ42696		3.08	20.6	2.19	5.98	<0.05	<0.02	0.05	0.027	0.06	11.7	18.9	0.50	123	1.62	0.01
ZZ42697		3.37	89.9	6.24	8.31	0.07	0.02	0.07	0.035	0.11	20.8	15.3	0.41	440	2.98	0.01
ZZ42698		5.23	107.5	5.66	7.97	0.06	0.02	0.14	0.032	0.13	10.2	17.4	0.56	354	3.71	0.02
ZZ42699		5.92	68.6	4.21	7.33	<0.05	<0.02	0.08	0.079	0.11	9.6	17.7	0.55	185	2.96	0.02
ZZ42700		6.14	309	12.65	10.40	0.10	0.03	0.09	0.041	0.21	15.7	16.0	0.42	434	10.15	0.02
ZZ42701		4.26	35.7	2.37	5.82	<0.05	0.03	0.06	0.030	0.11	8.9	20.2	0.71	528	1.83	0.03
ZZ42702		4.01	38.0	2.41	6.09	<0.05	0.03	0.03	0.039	0.08	10.5	19.1	0.62	378	1.69	0.03
ZZ42703		4.76	462	14.80	13.35	0.11	0.26	0.04	0.235	0.09	13.0	20.2	0.37	238	7.54	0.02
ZZ42704		1.88	35.7	2.61	4.02	<0.05	<0.02	0.01	0.022	0.06	6.5	8.1	0.18	98	1.93	0.02
ZZ42705		4.35	54.6	3.49	6.24	<0.05	<0.02	0.04	0.041	0.07	10.8	12.9	0.23	135	3.46	0.01
ZZ42706		5.62	176.0	6.64	6.15	0.11	0.10	0.05	0.163	0.07	39.3	7.6	0.16	159	17.30	0.01
ZZ42707		3.44	208	7.19	4.34	<0.05	<0.02	0.09	0.059	0.05	9.8	16.9	0.25	202	3.91	0.01
ZZ42708		2.80	28.4	2.50	4.81	<0.05	0.02	0.03	0.029	0.08	10.2	10.8	0.25	103	3.15	0.01
ZZ42709		1.74	35.0	2.49	3.48	<0.05	0.03	0.03	0.023	0.06	13.5	12.0	0.35	173	2.36	0.01
ZZ42710		4.88	345	10.70	6.23	0.09	0.07	0.06	0.401	0.08	16.2	20.2	0.26	241	7.49	0.02
ZZ42711		3.26	29.5	2.88	6.53	<0.05	<0.02	0.07	0.033	0.08	10.2	26.8	0.52	161	2.12	0.01
ZZ42712		2.86	62.3	2.94	5.33	<0.05	0.03	0.04	0.064	0.06	16.0	16.1	0.35	245	1.92	0.02
ZZ42713		3.73	50.6	2.71	6.49	0.06	0.03	0.02	0.048	0.07	14.3	22.9	0.56	293	2.21	0.02
ZZ42714		5.47	39.9	3.05	8.16	<0.05	0.03	0.04	0.038	0.11	10.4	34.1	1.05	182	3.42	0.01
ZZ42715		4.17	25.4	1.98	6.49	<0.05	<0.02	0.02	0.022	0.09	10.7	15.6	0.56	432	1.84	0.02
ZZ42716		2.28	26.3	1.48	3.37	<0.05	0.04	0.03	0.019	0.05	7.3	10.4	0.35	335	0.84	0.03
ZZ42717		3.50	616	12.60	7.59	0.14	0.22	0.05	0.236	0.25	21.3	10.8	0.17	243	11.00	0.03
ZZ42718		3.68	42.0	3.95	6.52	<0.05	0.03	0.04	0.040	0.08	15.1	9.4	0.17	96	3.45	0.01
ZZ42719		2.72	26.7	2.57	5.77	<0.05	<0.02	0.03	0.025	0.08	9.6	10.7	0.19	110	2.06	0.02
ZZ42720		4.45	30.9	2.88	7.99	<0.05	0.02	0.05	0.031	0.09	9.7	25.8	0.61	129	2.94	0.02
ZZ42721		5.60	37.8	2.63	7.49	0.05	0.03	0.05	0.031	0.09	8.9	32.1	1.07	164	3.21	0.01
ZZ42722		5.74	36.4	2.69	9.90	0.05	0.03	0.05	0.020	0.08	7.8	42.2	1.53	184	2.97	0.01
ZZ42723		7.73	72.4	5.26	7.55	0.06	<0.02	0.08	0.021	0.18	14.9	16.1	0.42	226	2.58	0.02
ZZ42724		2.47	25.7	2.49	5.88	<0.05	<0.02	0.04	0.009	0.05	6.3	4.1	0.08	64	1.78	0.02
ZZ42725		2.69	19.6	2.68	6.50	<0.05	0.02	0.03	0.026	0.06	10.3	23.1	0.48	146	2.34	0.01
ZZ42726		2.96	72.8	2.08	5.35	<0.05	<0.02	0.04	0.020	0.06	12.6	16.7	0.35	162	1.80	0.02

***** See Appendix Page for comments regarding this certificate *****

ALS Canada Ltd.
2103 Dollarton Hwy
North Vancouver BC V7H 0A7
Phone: 604 984 0221 Fax: 604 984 0218 www.alsglobal.com

To: **SILVER RANGE RESOURCES LTD.**
C/O ARCHER, CATHRO & ASSOCIATES (1981) LIMITED
1016-510 W HASTINGS ST
VANCOUVER BC V6B 1L8

Finalized Date: 16-SEP-2012
Account: RANSIL

Project: KEG (Group 6)

CERTIFICATE OF ANALYSIS WH12199287

Sample Description	Method	ME-MS41	ME-MS41	ME-MS41	ME-MS41	ME-MS41	ME-MS41	ME-MS41	ME-MS41	ME-MS41	ME-MS41	ME-MS41	ME-MS41	ME-MS41	ME-MS41	ME-MS41
	Analyte	Nb	Ni	P	Pb	Rb	Re	S	Sb	Sc	Se	Sn	Sr	Ta	Te	Th
	Units	ppm	ppm	ppm	ppm	ppm	ppm	%	ppm	ppm	ppm	ppm	ppm	ppm	ppm	ppm
	LOR	0.05	0.2	10	0.2	0.1	0.001	0.01	0.05	0.1	0.2	0.2	0.2	0.01	0.01	0.2
ZZ42687		1.01	48.2	2240	99.0	15.3	0.001	0.04	9.42	3.7	1.4	3.0	74.0	<0.01	0.08	2.7
ZZ42688		0.58	27.2	1200	45.3	18.1	0.001	0.05	9.07	1.4	1.4	2.1	37.8	<0.01	0.03	0.6
ZZ42689		1.10	41.0	1920	55.9	19.1	<0.001	0.06	10.65	3.5	1.4	2.7	79.5	<0.01	0.08	2.4
ZZ42690		0.96	29.5	1060	33.0	11.2	0.001	0.06	6.90	2.6	1.3	1.7	56.0	<0.01	0.06	1.8
ZZ42691		0.63	58.4	2180	98.4	27.9	0.005	0.06	14.35	5.0	2.7	3.8	105.5	<0.01	0.08	6.0
ZZ42692		0.97	43.3	1930	51.1	29.2	<0.001	0.08	9.55	3.3	1.5	2.1	89.6	<0.01	0.07	2.5
ZZ42693		0.57	45.5	2410	27.7	19.1	0.001	0.04	5.17	2.1	1.7	1.4	89.4	<0.01	0.07	0.7
ZZ42694		0.30	18.5	1430	20.5	9.1	<0.001	0.06	3.68	0.7	1.1	0.8	32.7	<0.01	0.03	<0.2
ZZ42695		0.47	21.5	1080	19.0	13.2	<0.001	0.05	3.24	0.8	1.2	1.3	28.0	<0.01	0.02	<0.2
ZZ42696		1.22	18.6	470	37.1	15.3	<0.001	0.03	2.34	2.1	0.5	1.3	16.1	<0.01	0.03	1.2
ZZ42697		0.44	96.7	1320	22.4	14.9	<0.001	0.18	12.20	8.4	2.8	6.9	31.7	<0.01	0.08	2.8
ZZ42698		0.96	56.6	1550	51.0	23.5	0.001	0.22	7.67	3.4	2.1	4.8	58.3	0.01	0.05	0.7
ZZ42699		1.16	39.6	910	55.5	23.2	<0.001	0.19	9.44	2.7	1.5	6.2	52.9	<0.01	0.07	0.5
ZZ42700		0.89	152.5	2750	83.6	21.9	0.001	0.42	37.8	6.4	2.8	6.2	38.1	<0.01	0.12	3.1
ZZ42701		0.73	32.5	840	49.1	28.5	<0.001	0.07	9.19	2.0	0.5	1.9	39.4	<0.01	0.04	0.6
ZZ42702		1.19	38.7	640	86.3	18.6	0.001	0.07	8.92	2.9	1.0	1.5	46.4	<0.01	0.06	1.5
ZZ42703		1.39	126.5	920	251	7.6	0.001	0.19	28.3	8.4	8.5	7.5	144.0	0.01	0.37	7.4
ZZ42704		0.88	19.2	620	42.7	13.1	<0.001	0.05	4.84	1.3	1.1	1.5	17.2	<0.01	0.03	0.8
ZZ42705		1.49	20.1	560	23.4	17.3	<0.001	0.06	7.31	2.0	2.3	2.1	15.5	<0.01	0.07	2.3
ZZ42706		1.79	28.1	960	46.4	9.6	0.001	0.09	18.45	3.8	19.5	1.6	57.5	<0.01	0.16	8.1
ZZ42707		1.03	81.4	820	19.3	7.9	0.001	0.06	8.61	2.5	5.8	0.9	21.8	<0.01	0.07	4.2
ZZ42708		1.46	16.5	390	16.7	16.7	<0.001	0.04	3.23	1.7	1.1	1.1	17.3	<0.01	0.03	2.4
ZZ42709		1.11	31.3	850	15.5	7.6	<0.001	0.04	3.55	2.2	1.2	0.8	21.6	<0.01	0.05	3.5
ZZ42710		1.05	120.0	880	47.9	7.2	0.001	0.16	8.31	4.6	10.6	1.1	83.7	0.01	0.23	10.3
ZZ42711		1.57	25.0	690	21.3	17.3	<0.001	0.05	2.45	2.5	1.2	1.4	19.1	<0.01	0.03	1.6
ZZ42712		1.25	46.0	640	45.2	10.4	<0.001	0.05	6.14	2.7	2.9	0.9	23.0	0.01	0.10	2.6
ZZ42713		1.57	46.6	570	29.1	15.5	<0.001	0.04	2.68	3.5	1.9	1.3	26.3	<0.01	0.07	3.5
ZZ42714		1.55	40.7	590	87.4	21.2	<0.001	0.05	11.35	4.4	1.4	4.3	29.0	<0.01	0.04	3.4
ZZ42715		0.89	17.2	700	32.9	33.9	0.001	0.03	2.68	1.6	0.4	1.9	28.8	<0.01	0.02	0.4
ZZ42716		0.52	20.9	950	22.1	8.8	<0.001	0.06	2.32	1.3	0.8	0.8	40.9	<0.01	0.02	0.6
ZZ42717		1.57	149.0	1200	60.1	12.5	0.001	0.47	22.6	8.9	15.2	9.6	135.0	0.01	0.11	20.2
ZZ42718		1.69	16.1	630	30.2	16.3	<0.001	0.08	7.10	2.1	2.3	1.6	28.4	<0.01	0.11	3.4
ZZ42719		1.57	11.4	520	23.6	22.1	<0.001	0.05	4.65	1.6	1.6	1.7	16.3	<0.01	0.06	2.2
ZZ42720		1.47	23.9	500	74.6	20.4	<0.001	0.04	11.40	3.1	1.3	4.8	19.3	<0.01	0.06	2.4
ZZ42721		1.46	45.4	620	51.2	18.9	<0.001	0.05	6.99	3.8	1.6	3.7	24.9	<0.01	0.06	2.7
ZZ42722		1.72	41.1	830	25.7	18.0	<0.001	0.07	5.54	4.1	1.3	2.9	29.6	<0.01	0.06	2.5
ZZ42723		0.88	24.9	1310	32.5	33.4	<0.001	0.23	11.70	2.6	1.9	2.8	23.5	<0.01	0.06	0.8
ZZ42724		1.05	9.1	560	27.8	10.8	<0.001	0.05	5.04	1.1	0.6	4.0	13.7	<0.01	0.04	0.7
ZZ42725		1.39	18.6	830	28.5	16.9	<0.001	0.03	3.89	2.5	0.7	1.8	15.8	<0.01	0.04	2.8
ZZ42726		0.74	24.0	720	74.6	13.7	<0.001	0.05	6.01	1.8	1.0	2.5	18.1	<0.01	0.03	0.7

***** See Appendix Page for comments regarding this certificate *****

ALS Canada Ltd.
2103 Dollarton Hwy
North Vancouver BC V7H 0A7
Phone: 604 984 0221 Fax: 604 984 0218 www.alsglobal.com

To: **SILVER RANGE RESOURCES LTD.**
C/O ARCHER, CATHRO & ASSOCIATES (1981) LIMITED
1016-510 W HASTINGS ST
VANCOUVER BC V6B 1L8

Finalized Date: 16-SEP-2012
Account: RANSIL

Project: KEG (Group 6)

CERTIFICATE OF ANALYSIS WH12199287

Sample Description	Method	ME-MS41	ME-MS41	ME-MS41	ME-MS41	ME-MS41	ME-MS41	ME-MS41	ME-MS41
	Analyte	Ti	Tl	U	V	W	Y	Zn	Zr
	Units	%	ppm	ppm	ppm	ppm	ppm	ppm	ppm
	LOR	0.005	0.02	0.05	1	0.05	0.05	2	0.5
ZZ42687		0.047	0.29	2.48	129	0.34	9.94	348	0.9
ZZ42688		0.020	0.26	1.69	83	0.29	5.46	181	0.8
ZZ42689		0.045	0.35	1.94	135	0.39	8.54	192	0.8
ZZ42690		0.038	0.28	1.66	92	0.27	7.20	134	1.0
ZZ42691		0.044	0.26	2.57	136	0.46	14.50	349	10.8
ZZ42692		0.041	0.27	2.37	110	0.42	9.03	237	2.0
ZZ42693		0.039	0.30	1.72	115	0.29	7.80	201	<0.5
ZZ42694		0.025	0.21	1.12	54	0.15	4.54	92	<0.5
ZZ42695		0.029	0.17	0.85	76	0.22	3.80	116	<0.5
ZZ42696		0.043	0.27	0.80	71	0.30	3.71	84	<0.5
ZZ42697		0.015	0.35	1.75	57	0.11	22.7	496	<0.5
ZZ42698		0.048	0.27	1.03	76	0.26	7.46	246	<0.5
ZZ42699		0.053	0.35	1.17	88	0.30	3.56	167	<0.5
ZZ42700		0.054	0.38	3.17	62	0.25	17.10	825	1.2
ZZ42701		0.034	0.23	1.27	110	0.27	5.66	207	0.6
ZZ42702		0.047	0.20	1.48	97	0.27	6.73	230	1.0
ZZ42703		0.104	0.23	6.00	118	0.44	25.6	903	14.5
ZZ42704		0.047	0.10	0.64	47	0.24	2.72	108	<0.5
ZZ42705		0.070	0.21	1.30	83	0.19	3.62	113	0.9
ZZ42706		0.146	0.26	7.23	74	0.14	9.20	168	6.3
ZZ42707		0.038	0.16	1.37	46	0.22	6.67	276	0.9
ZZ42708		0.060	0.14	0.78	60	0.51	2.67	81	1.1
ZZ42709		0.056	0.12	1.10	46	0.29	6.11	157	1.0
ZZ42710		0.058	0.23	5.10	53	0.27	18.60	725	4.4
ZZ42711		0.060	0.20	0.81	92	0.33	3.47	99	0.5
ZZ42712		0.044	0.16	1.09	70	0.33	7.75	274	1.0
ZZ42713		0.052	0.25	1.25	120	0.39	7.98	185	1.2
ZZ42714		0.065	0.37	1.34	139	0.56	7.07	161	1.6
ZZ42715		0.051	0.19	0.78	88	0.31	3.74	144	<0.5
ZZ42716		0.031	0.15	1.06	54	0.10	5.79	147	0.8
ZZ42717		0.082	0.51	7.55	90	0.59	24.5	610	16.4
ZZ42718		0.061	0.21	0.89	69	0.27	3.90	128	1.3
ZZ42719		0.055	0.14	0.72	62	0.20	2.22	110	0.8
ZZ42720		0.052	0.25	0.88	110	0.30	4.15	122	0.9
ZZ42721		0.054	0.41	1.16	112	0.25	6.56	190	1.1
ZZ42722		0.066	0.39	1.24	130	0.31	5.85	205	0.9
ZZ42723		0.048	0.47	1.06	72	0.20	5.62	88	<0.5
ZZ42724		0.039	0.20	0.48	71	0.23	1.71	60	<0.5
ZZ42725		0.042	0.20	0.79	92	0.34	3.67	133	0.9
ZZ42726		0.031	0.23	1.04	56	0.25	6.89	158	<0.5

***** See Appendix Page for comments regarding this certificate *****

ALS Canada Ltd.
2103 Dollarton Hwy
North Vancouver BC V7H 0A7
Phone: 604 984 0221 Fax: 604 984 0218 www.alsglobal.com

To: **SILVER RANGE RESOURCES LTD.**
C/O ARCHER, CATHRO & ASSOCIATES (1981) LIMITED
1016-510 W HASTINGS ST
VANCOUVER BC V6B 1L8

Finalized Date: 16-SEP-2012
Account: RANSIL

Project: KEG (Group 6)

CERTIFICATE OF ANALYSIS WH12199287

Sample Description	Method	WEI-21	Au-ICP21	ME-MS41	ME-MS41	ME-MS41	ME-MS41	ME-MS41	ME-MS41	ME-MS41	ME-MS41	ME-MS41	ME-MS41	ME-MS41	ME-MS41	ME-MS41
	Analyte	Recvd Wt.	Au	Ag	Al	As	Au	B	Ba	Be	Bi	Ca	Cd	Ce	Co	Cr
	Units	kg	ppm	ppm	%	ppm	ppm	ppm	ppm	ppm	ppm	%	ppm	ppm	ppm	ppm
	LOR	0.02	0.001	0.01	0.01	0.1	0.2	10	10	0.05	0.01	0.01	0.01	0.02	0.1	1
ZZ42727		0.30	0.005	1.61	1.89	39.5	<0.2	<10	630	0.77	0.30	0.69	0.61	16.30	5.1	36
ZZ42728		0.29	0.005	0.79	1.39	47.8	<0.2	<10	500	0.65	0.27	0.70	0.60	15.95	5.0	25
ZZ42729		0.33	0.005	0.61	2.23	92.0	<0.2	<10	450	0.94	0.30	0.40	0.69	18.45	9.7	35
ZZ42730		0.28	0.003	1.13	1.59	36.8	<0.2	<10	520	0.85	0.25	0.85	0.41	16.25	5.4	26
ZZ42731		0.21	0.003	1.11	1.19	47.6	<0.2	<10	230	0.73	0.12	1.21	2.91	11.70	7.6	18
ZZ42732		0.31	0.004	1.09	1.64	51.3	<0.2	<10	460	0.75	0.30	0.94	2.01	24.7	7.6	25
ZZ42733		0.18	0.004	1.14	1.11	23.4	<0.2	<10	530	0.68	0.17	1.74	0.75	16.10	4.3	16
ZZ42734		0.31	0.003	1.63	1.49	39.9	<0.2	<10	420	0.71	0.22	0.33	4.17	18.70	5.4	25
ZZ42735		0.31	0.003	0.80	1.96	61.1	<0.2	<10	650	0.80	0.24	0.30	2.87	16.10	5.9	41
ZZ42736		0.27	0.004	1.20	1.91	70.2	<0.2	<10	690	0.82	0.33	0.70	0.60	23.0	8.3	33
ZZ42737		0.24	0.005	0.81	1.60	28.1	<0.2	<10	270	0.71	0.28	0.17	0.54	24.2	10.9	26
ZZ42738		0.29	0.003	1.20	1.12	26.2	<0.2	<10	180	0.39	0.33	0.12	0.55	22.4	4.0	21
ZZ42739		0.31	0.003	0.85	1.68	48.1	<0.2	<10	340	0.54	0.32	0.14	0.68	19.90	7.0	30
ZZ42740		0.35	0.002	1.70	1.56	35.3	<0.2	<10	360	0.45	0.32	0.18	0.46	19.45	8.3	30
ZZ42741		0.27	0.004	1.19	2.40	65.3	<0.2	<10	490	1.05	0.33	0.26	0.52	20.5	7.3	40
ZZ42742		0.34	0.004	1.28	2.30	57.2	<0.2	<10	420	0.99	0.31	0.21	0.40	21.4	8.2	39
ZZ42743		0.21	0.004	1.39	1.52	48.6	<0.2	<10	340	0.52	0.26	0.17	0.32	16.10	4.9	26
ZZ42744		0.29	0.004	1.84	1.27	62.6	<0.2	<10	480	0.58	0.30	0.36	1.60	21.1	4.8	22
ZZ42745		0.84	0.005	2.85	1.58	123.5	<0.2	<10	630	0.63	0.31	0.47	1.52	30.2	6.4	27
ZZ42746		0.37	0.005	0.73	1.78	31.5	<0.2	<10	420	0.64	0.21	0.70	0.52	18.90	6.5	29
ZZ42747		0.37	0.003	1.06	1.66	52.1	<0.2	<10	390	0.68	0.25	0.68	0.67	16.55	6.2	28
ZZ42748		0.32	0.002	0.49	1.89	37.1	<0.2	<10	350	0.70	0.26	0.28	0.35	23.7	7.1	30
ZZ42749		0.38	0.002	0.82	1.80	30.4	<0.2	<10	420	0.74	0.24	0.69	0.31	20.8	7.0	28
ZZ42750		0.47	0.004	0.81	1.94	42.6	<0.2	<10	490	0.83	0.27	0.37	0.34	33.1	7.8	33
ZZ42751		0.36	0.004	0.90	1.69	34.6	<0.2	<10	380	0.74	0.24	0.59	0.36	23.5	7.4	28
ZZ42752		0.29	0.003	0.63	2.13	23.2	<0.2	<10	380	1.52	0.26	1.62	2.89	79.4	14.4	21
ZZ42753		0.43	0.005	0.46	1.18	26.4	<0.2	<10	370	0.56	0.23	0.46	1.13	26.8	6.8	24
ZZ42754		0.21	0.005	0.15	0.36	4.2	<0.2	<10	60	0.11	0.06	0.91	2.31	3.90	1.3	3
ZZ42755		0.24	0.003	0.11	0.17	3.5	<0.2	<10	30	0.05	0.04	0.58	2.97	1.83	1.4	3
ZZ42756		0.28	0.001	0.56	1.38	34.8	<0.2	<10	200	0.55	0.23	1.29	1.68	15.70	6.2	16
ZZ42757		0.29	0.033	2.95	2.95	395	<0.2	<10	270	2.23	10.80	1.29	10.45	25.6	25.9	66
ZZ42758		0.36	0.006	1.00	1.80	96.9	<0.2	<10	430	0.67	1.05	0.22	0.66	20.2	8.5	30
ZZ42759		0.35	0.005	0.23	2.06	36.0	<0.2	<10	460	0.86	0.37	0.14	0.30	23.6	13.1	34
ZZ42760		0.18	<0.001	0.31	0.41	8.9	<0.2	<10	100	0.11	0.08	0.12	0.60	4.96	2.3	4
ZZ42761		0.38	0.007	0.48	2.19	52.0	<0.2	<10	980	1.00	0.30	0.19	0.48	25.5	19.8	33
ZZ42762		0.41	0.001	0.74	1.43	33.1	<0.2	<10	280	0.47	0.30	0.08	0.72	24.6	9.7	27
ZZ42763		0.39	0.002	0.30	1.37	20.0	<0.2	<10	230	0.49	0.24	0.11	0.37	17.20	5.8	25
ZZ42764		0.38	0.003	1.09	2.06	46.2	<0.2	<10	420	0.82	0.30	0.21	0.35	19.80	9.0	36
ZZ42765		0.49	0.004	0.45	1.81	36.7	<0.2	<10	440	0.68	0.25	0.14	0.31	20.9	7.6	32
ZZ42766		0.33	0.003	0.59	1.51	22.9	<0.2	<10	590	0.43	0.24	0.07	0.31	14.30	5.7	16

***** See Appendix Page for comments regarding this certificate *****

ALS Canada Ltd.
2103 Dollarton Hwy
North Vancouver BC V7H 0A7
Phone: 604 984 0221 Fax: 604 984 0218 www.alsglobal.com

To: **SILVER RANGE RESOURCES LTD.**
C/O ARCHER, CATHRO & ASSOCIATES (1981) LIMITED
1016-510 W HASTINGS ST
VANCOUVER BC V6B 1L8

Finalized Date: 16-SEP-2012
Account: RANSIL

Project: KEG (Group 6)

CERTIFICATE OF ANALYSIS WH12199287

Sample Description	Method	ME-MS41	ME-MS41	ME-MS41	ME-MS41	ME-MS41	ME-MS41	ME-MS41	ME-MS41	ME-MS41	ME-MS41	ME-MS41	ME-MS41	ME-MS41	ME-MS41	ME-MS41
	Analyte	Cs	Cu	Fe	Ga	Ge	Hf	Hg	In	K	La	Li	Mg	Mn	Mo	Na
	Units	ppm	ppm	%	ppm	ppm	ppm	ppm	ppm	%	ppm	ppm	%	ppm	ppm	%
	LOR	0.05	0.2	0.01	0.05	0.05	0.02	0.01	0.005	0.01	0.2	0.1	0.01	5	0.05	0.01
ZZ42727		4.69	90.9	1.94	6.33	<0.05	0.03	0.08	0.033	0.10	8.5	20.9	0.77	189	6.15	0.02
ZZ42728		2.51	34.2	1.72	4.49	0.05	0.04	0.05	0.027	0.08	7.7	14.6	0.58	186	2.14	0.04
ZZ42729		4.08	48.0	2.58	7.10	0.05	0.04	0.04	0.025	0.15	10.2	30.5	1.04	194	3.23	0.02
ZZ42730		3.23	49.0	1.68	5.40	<0.05	0.04	0.08	0.027	0.06	8.8	16.3	0.66	222	2.35	0.03
ZZ42731		1.47	59.6	1.66	3.57	<0.05	0.06	0.06	0.051	0.04	6.0	22.8	0.78	204	8.33	0.03
ZZ42732		4.19	39.2	2.02	4.84	0.05	0.06	0.06	0.040	0.08	12.8	17.8	0.47	468	3.00	0.02
ZZ42733		2.06	38.0	1.16	3.69	<0.05	0.07	0.05	0.020	0.04	8.1	10.3	0.36	180	2.28	0.04
ZZ42734		3.57	61.7	1.53	4.92	0.05	0.03	0.07	0.029	0.09	10.2	15.7	0.56	160	2.11	0.02
ZZ42735		4.39	37.7	1.99	7.41	0.06	0.05	0.04	0.025	0.06	6.9	25.1	0.85	168	3.36	0.02
ZZ42736		3.46	54.6	2.24	6.39	0.05	0.05	0.08	0.033	0.08	12.4	20.4	0.66	361	3.93	0.02
ZZ42737		2.47	36.1	2.43	5.28	<0.05	0.03	0.05	0.033	0.08	12.8	17.3	0.43	251	2.49	0.02
ZZ42738		2.63	23.5	2.42	6.59	<0.05	0.02	0.03	0.027	0.07	11.8	14.0	0.38	105	2.23	0.01
ZZ42739		2.96	23.0	2.46	7.00	<0.05	0.03	0.03	0.025	0.09	10.5	21.0	0.56	203	2.26	0.02
ZZ42740		3.90	23.9	2.04	7.49	<0.05	0.02	0.03	0.017	0.09	9.5	19.5	0.77	225	2.70	0.02
ZZ42741		5.10	50.4	2.66	7.95	0.05	0.05	0.05	0.035	0.09	11.1	32.9	1.13	197	3.21	0.02
ZZ42742		5.10	37.9	2.54	8.14	0.05	0.04	0.05	0.036	0.10	11.2	32.1	1.02	202	3.05	0.01
ZZ42743		2.91	34.7	1.99	5.63	<0.05	0.03	0.04	0.025	0.07	8.2	19.6	0.64	149	2.35	0.02
ZZ42744		2.60	52.5	2.17	5.60	<0.05	<0.02	0.04	0.035	0.08	11.7	15.4	0.36	156	1.94	0.02
ZZ42745		2.82	38.2	2.10	5.43	0.06	0.05	0.06	0.059	0.08	15.6	19.0	0.49	188	1.67	0.02
ZZ42746		3.69	27.8	1.89	5.52	<0.05	0.04	0.05	0.024	0.09	9.8	21.3	0.67	207	1.62	0.03
ZZ42747		3.48	33.4	1.84	6.09	0.05	0.02	0.05	0.026	0.07	8.1	19.2	0.61	182	1.98	0.03
ZZ42748		3.42	25.6	2.34	6.82	0.05	0.02	0.04	0.023	0.08	11.8	20.9	0.60	163	2.17	0.02
ZZ42749		4.42	23.2	2.02	5.86	<0.05	0.04	0.04	0.021	0.10	11.0	22.6	0.54	193	1.68	0.02
ZZ42750		2.88	28.3	2.46	5.90	<0.05	0.03	0.03	0.041	0.09	15.9	19.2	0.65	270	1.87	0.02
ZZ42751		3.71	29.8	2.00	6.67	<0.05	0.02	0.03	0.026	0.08	12.3	19.5	0.56	270	2.00	0.02
ZZ42752		3.72	59.0	3.45	4.53	0.11	0.09	0.03	0.050	0.09	35.5	22.9	0.42	449	2.14	0.02
ZZ42753		1.91	42.2	2.22	3.86	0.07	0.04	0.03	0.032	0.12	14.1	13.5	0.49	267	2.03	0.02
ZZ42754		0.51	8.9	0.51	1.37	<0.05	0.03	0.05	0.006	0.04	2.1	0.9	0.05	33	0.63	0.03
ZZ42755		0.40	7.5	0.54	1.05	<0.05	0.02	0.03	<0.005	0.03	0.9	0.6	0.03	29	1.12	0.03
ZZ42756		1.83	38.3	1.50	4.22	<0.05	0.03	0.05	0.030	0.05	7.4	10.7	0.30	304	1.42	0.03
ZZ42757		5.58	524	7.15	9.13	0.09	0.12	0.06	0.148	0.22	14.5	32.7	0.67	1390	20.7	0.05
ZZ42758		2.66	37.0	2.62	6.40	<0.05	0.03	0.02	0.044	0.12	10.0	18.9	0.54	277	4.91	0.02
ZZ42759		3.47	51.8	2.82	6.23	0.05	0.03	0.02	0.033	0.15	12.0	22.2	0.68	352	3.46	0.02
ZZ42760		0.47	6.1	0.68	2.44	<0.05	<0.02	0.02	<0.005	0.03	2.3	1.8	0.06	73	0.45	0.03
ZZ42761		4.51	67.6	3.38	7.23	0.05	<0.02	0.04	0.040	0.14	11.9	27.6	0.79	576	4.02	0.02
ZZ42762		2.50	21.7	2.44	5.79	<0.05	0.02	0.03	0.034	0.09	12.2	16.3	0.44	340	2.55	0.01
ZZ42763		2.82	21.0	1.92	6.09	<0.05	0.03	0.02	0.021	0.11	8.7	16.6	0.42	217	3.97	0.02
ZZ42764		3.66	33.4	2.60	6.85	<0.05	0.03	0.05	0.032	0.12	9.6	27.2	0.80	312	5.94	0.02
ZZ42765		3.19	32.7	2.42	6.09	<0.05	0.03	0.04	0.031	0.08	10.2	25.1	0.69	242	5.71	0.02
ZZ42766		2.84	122.5	2.45	5.72	<0.05	0.03	0.04	0.029	0.05	6.6	10.5	0.18	124	3.02	0.02

***** See Appendix Page for comments regarding this certificate *****

ALS Canada Ltd.
2103 Dollarton Hwy
North Vancouver BC V7H 0A7
Phone: 604 984 0221 Fax: 604 984 0218 www.alsglobal.com

To: **SILVER RANGE RESOURCES LTD.**
C/O ARCHER, CATHRO & ASSOCIATES (1981) LIMITED
1016-510 W HASTINGS ST
VANCOUVER BC V6B 1L8

Finalized Date: 16-SEP-2012
Account: RANSIL

Project: KEG (Group 6)

CERTIFICATE OF ANALYSIS WH12199287

Sample Description	Method	ME-MS41	ME-MS41	ME-MS41	ME-MS41	ME-MS41	ME-MS41	ME-MS41	ME-MS41	ME-MS41	ME-MS41	ME-MS41	ME-MS41	ME-MS41	ME-MS41	ME-MS41
	Analyte	Nb	Ni	P	Pb	Rb	Re	S	Sb	Sc	Se	Sn	Sr	Ta	Te	Th
	Units	ppm	ppm	ppm	ppm	ppm	ppm	%	ppm	ppm	ppm	ppm	ppm	ppm	ppm	ppm
	LOR	0.05	0.2	10	0.2	0.1	0.001	0.01	0.05	0.1	0.2	0.2	0.2	0.01	0.01	0.2
ZZ42727		0.84	35.8	1490	41.2	19.4	0.004	0.08	7.40	2.1	2.3	1.9	67.0	<0.01	0.06	0.9
ZZ42728		0.84	24.3	1100	37.9	10.9	0.001	0.04	6.93	2.5	0.8	1.7	50.8	<0.01	0.06	2.3
ZZ42729		1.29	42.9	990	50.9	19.4	0.001	0.04	7.07	3.5	1.2	2.8	43.3	<0.01	0.05	3.2
ZZ42730		0.71	26.8	1420	43.8	12.3	0.003	0.09	4.97	1.9	2.7	1.5	63.8	<0.01	0.04	1.0
ZZ42731		0.61	92.8	1630	49.0	6.1	0.004	0.06	3.74	1.6	1.7	2.7	57.4	<0.01	0.02	2.3
ZZ42732		0.56	39.1	1410	77.5	19.0	0.004	0.09	9.34	1.8	2.3	2.2	55.8	<0.01	0.04	1.0
ZZ42733		0.56	20.1	1060	29.1	8.3	0.004	0.11	5.22	1.3	3.1	1.1	75.3	<0.01	0.03	0.7
ZZ42734		0.70	31.1	1130	43.3	20.4	0.001	0.05	4.93	1.9	1.0	1.5	40.3	<0.01	0.03	0.9
ZZ42735		1.34	32.5	1510	48.2	22.4	<0.001	0.04	6.71	3.4	1.3	2.1	48.5	<0.01	0.04	2.8
ZZ42736		0.99	36.3	1170	53.6	14.6	0.002	0.04	7.01	3.1	1.7	1.9	50.4	<0.01	0.05	2.3
ZZ42737		1.08	31.8	770	44.7	14.0	<0.001	0.03	3.70	2.5	1.4	1.1	24.6	<0.01	0.03	1.9
ZZ42738		1.52	19.2	880	39.6	15.2	<0.001	0.03	7.73	2.3	1.3	1.7	20.3	<0.01	0.06	3.0
ZZ42739		1.46	24.1	650	35.5	20.7	<0.001	0.03	4.51	3.0	0.9	1.8	20.6	<0.01	0.08	3.4
ZZ42740		1.18	23.0	1040	30.6	31.6	<0.001	0.03	4.81	2.6	0.9	1.9	25.0	<0.01	0.05	1.6
ZZ42741		1.45	40.6	1710	49.1	21.8	<0.001	0.04	8.58	4.2	1.3	2.7	35.4	<0.01	0.06	4.3
ZZ42742		1.49	40.5	880	49.7	26.8	0.001	0.03	7.97	4.2	1.7	3.7	33.5	<0.01	0.06	4.3
ZZ42743		1.17	26.3	760	50.2	13.4	0.001	0.03	7.96	2.7	1.2	2.3	23.0	<0.01	0.05	2.5
ZZ42744		1.01	26.3	380	70.6	20.4	0.001	0.03	7.13	2.3	1.4	2.4	32.3	<0.01	0.06	1.5
ZZ42745		0.97	31.8	920	130.0	14.2	0.001	0.05	6.58	3.2	1.6	3.2	40.0	<0.01	0.06	2.7
ZZ42746		0.99	36.2	1010	36.3	17.1	<0.001	0.04	4.19	2.7	0.5	1.6	50.0	<0.01	0.04	2.3
ZZ42747		0.96	29.7	820	57.3	18.6	<0.001	0.05	5.42	2.2	1.0	1.7	50.7	<0.01	0.03	1.2
ZZ42748		1.46	34.9	580	41.6	23.3	<0.001	0.03	4.12	3.1	0.5	1.5	35.2	<0.01	0.03	3.1
ZZ42749		1.28	32.9	710	49.4	22.7	0.001	0.04	3.25	2.6	0.5	1.6	74.7	<0.01	0.04	2.5
ZZ42750		1.10	36.0	620	54.0	17.2	<0.001	0.03	4.49	3.3	0.5	1.7	33.2	<0.01	0.04	2.9
ZZ42751		1.17	33.0	760	46.9	27.7	0.001	0.04	3.04	2.6	0.5	1.6	48.7	<0.01	0.05	1.8
ZZ42752		1.04	115.5	1110	33.7	12.1	0.002	0.07	3.57	3.3	3.0	0.9	67.7	<0.01	0.05	3.6
ZZ42753		0.95	46.4	1100	26.4	14.7	<0.001	0.03	3.91	3.3	1.2	1.1	39.6	<0.01	0.02	3.4
ZZ42754		0.31	6.2	570	4.2	2.7	<0.001	0.12	0.50	0.4	0.5	0.2	36.7	<0.01	<0.01	0.2
ZZ42755		0.22	3.3	370	3.1	1.6	<0.001	0.10	0.52	0.4	0.4	0.3	25.4	<0.01	<0.01	0.2
ZZ42756		0.63	29.3	770	25.0	10.8	0.001	0.09	1.87	1.2	1.2	1.5	50.4	<0.01	0.01	0.6
ZZ42757		1.23	259	2340	56.3	19.6	0.001	0.28	21.0	4.6	7.2	5.0	199.0	<0.01	0.15	3.6
ZZ42758		1.24	33.4	340	114.5	20.5	<0.001	0.06	4.89	3.4	1.5	2.7	44.0	<0.01	0.07	2.7
ZZ42759		1.26	44.0	380	31.3	22.4	<0.001	0.06	4.48	4.4	1.7	1.3	34.0	<0.01	0.03	3.2
ZZ42760		0.29	4.0	470	5.5	3.8	<0.001	0.03	0.52	0.3	0.2	0.5	13.0	<0.01	<0.01	<0.2
ZZ42761		1.07	50.9	640	40.4	18.7	<0.001	0.08	9.49	4.5	1.3	1.7	38.3	<0.01	0.05	2.5
ZZ42762		1.31	22.3	480	43.8	24.4	<0.001	0.03	9.03	2.9	1.3	1.8	15.4	<0.01	0.03	2.4
ZZ42763		1.36	17.2	380	26.0	34.0	<0.001	0.06	3.82	2.7	1.0	1.1	20.1	<0.01	0.02	2.0
ZZ42764		1.21	33.8	540	43.3	22.9	<0.001	0.04	6.92	3.4	1.8	1.6	26.1	<0.01	0.04	2.3
ZZ42765		1.17	33.4	550	35.6	19.1	<0.001	0.03	6.11	3.6	1.4	1.5	24.1	<0.01	0.03	3.3
ZZ42766		1.20	22.8	540	20.2	10.4	<0.001	0.07	3.20	2.3	1.3	1.1	10.8	0.01	0.02	1.7

***** See Appendix Page for comments regarding this certificate *****

ALS Canada Ltd.
2103 Dollarton Hwy
North Vancouver BC V7H 0A7
Phone: 604 984 0221 Fax: 604 984 0218 www.alsglobal.com

To: **SILVER RANGE RESOURCES LTD.**
C/O ARCHER, CATHRO & ASSOCIATES (1981) LIMITED
1016-510 W HASTINGS ST
VANCOUVER BC V6B 1L8

Finalized Date: 16-SEP-2012
Account: RANSIL

Project: KEG (Group 6)

CERTIFICATE OF ANALYSIS WH12199287

Sample Description	Method	ME-MS41	ME-MS41	ME-MS41	ME-MS41	ME-MS41	ME-MS41	ME-MS41	ME-MS41
	Analyte	Ti	Tl	U	V	W	Y	Zn	Zr
	Units	%	ppm	ppm	ppm	ppm	ppm	ppm	ppm
	LOR	0.005	0.02	0.05	1	0.05	0.05	2	0.5
ZZ42727		0.025	0.35	3.45	105	0.26	8.51	176	0.9
ZZ42728		0.036	0.20	1.34	82	0.22	7.09	133	1.7
ZZ42729		0.046	0.30	1.84	104	0.41	6.79	163	1.6
ZZ42730		0.024	0.29	2.77	76	0.28	9.39	127	1.4
ZZ42731		0.026	0.11	5.70	73	0.78	9.60	604	2.6
ZZ42732		0.020	0.23	3.42	77	0.23	11.95	368	1.6
ZZ42733		0.020	0.18	3.45	48	0.15	8.69	84	2.6
ZZ42734		0.026	0.20	2.05	73	0.19	7.14	183	1.2
ZZ42735		0.046	0.36	1.86	141	0.24	6.53	190	2.2
ZZ42736		0.029	0.27	2.65	97	0.30	9.97	214	1.8
ZZ42737		0.038	0.17	0.99	55	0.27	4.76	152	0.6
ZZ42738		0.053	0.21	0.79	65	0.27	4.33	109	1.2
ZZ42739		0.047	0.23	0.81	87	0.33	4.30	132	1.6
ZZ42740		0.047	0.24	0.92	89	0.37	4.79	143	<0.5
ZZ42741		0.048	0.36	1.36	108	0.29	6.95	190	2.9
ZZ42742		0.048	0.38	1.34	106	0.33	7.00	158	2.0
ZZ42743		0.042	0.22	0.95	77	0.24	5.33	113	1.2
ZZ42744		0.038	0.16	1.01	59	0.21	7.13	242	0.5
ZZ42745		0.031	0.22	1.48	70	0.27	13.70	412	1.7
ZZ42746		0.038	0.22	1.39	79	0.19	7.77	182	1.4
ZZ42747		0.033	0.21	1.14	75	0.22	5.82	179	0.8
ZZ42748		0.044	0.23	1.12	77	0.38	6.24	114	1.1
ZZ42749		0.037	0.24	1.32	76	0.23	7.03	159	1.5
ZZ42750		0.040	0.21	1.78	79	0.28	9.95	146	0.9
ZZ42751		0.037	0.18	1.48	76	0.24	7.31	146	1.0
ZZ42752		0.034	0.18	2.57	53	0.28	35.3	598	3.1
ZZ42753		0.047	0.16	1.34	54	0.26	15.15	244	1.6
ZZ42754		0.018	0.03	0.71	12	0.05	1.71	117	0.9
ZZ42755		0.023	<0.02	0.20	18	<0.05	0.72	49	0.8
ZZ42756		0.022	0.12	1.42	40	0.25	7.60	223	1.1
ZZ42757		0.032	0.44	18.10	506	0.55	29.6	1100	5.2
ZZ42758		0.056	0.20	0.92	71	0.41	4.32	162	1.3
ZZ42759		0.058	0.29	1.14	70	0.30	6.91	125	1.2
ZZ42760		0.026	0.04	0.22	23	0.06	1.10	21	<0.5
ZZ42761		0.060	0.31	1.35	77	0.28	7.63	170	0.6
ZZ42762		0.048	0.22	0.73	64	0.30	4.37	127	0.7
ZZ42763		0.057	0.24	0.85	63	0.47	3.79	93	0.8
ZZ42764		0.047	0.35	1.36	98	0.46	6.03	134	1.0
ZZ42765		0.046	0.33	1.13	94	0.29	6.00	125	1.6
ZZ42766		0.038	0.23	0.85	49	0.25	3.40	76	1.2

***** See Appendix Page for comments regarding this certificate *****

ALS Canada Ltd.
2103 Dollarton Hwy
North Vancouver BC V7H 0A7
Phone: 604 984 0221 Fax: 604 984 0218 www.alsglobal.com

To: **SILVER RANGE RESOURCES LTD.**
C/O ARCHER, CATHRO & ASSOCIATES (1981) LIMITED
1016-510 W HASTINGS ST
VANCOUVER BC V6B 1L8

Finalized Date: 16-SEP-2012
Account: RANSIL

Project: KEG (Group 6)

CERTIFICATE OF ANALYSIS WH12199287

Sample Description	Method	WEI-21	Au-ICP21	ME-MS41	ME-MS41	ME-MS41	ME-MS41	ME-MS41	ME-MS41	ME-MS41	ME-MS41	ME-MS41	ME-MS41	ME-MS41	ME-MS41	ME-MS41
	Analyte	Recvd Wt.	Au	Ag	Al	As	Au	B	Ba	Be	Bi	Ca	Cd	Ce	Co	Cr
	Units	kg	ppm	ppm	%	ppm	ppm	ppm	ppm	ppm	ppm	%	ppm	ppm	ppm	ppm
	LOR	0.02	0.001	0.01	0.01	0.1	0.2	10	10	0.05	0.01	0.01	0.01	0.02	0.1	1
ZZ42767		0.30	0.003	0.21	0.94	11.4	<0.2	<10	570	0.42	0.17	0.10	0.27	12.95	5.2	13
ZZ42768		0.32	0.002	0.25	1.32	28.3	<0.2	<10	1150	0.71	0.22	0.18	0.30	20.6	12.1	20
ZZ42769		0.29	0.004	0.46	0.67	9.9	<0.2	<10	300	0.22	0.12	0.07	0.24	9.13	2.9	9
ZZ42770		0.32	0.002	0.38	0.77	18.2	<0.2	<10	280	0.21	0.18	0.06	0.26	13.35	3.9	15
ZZ42771		0.23	0.003	0.43	0.79	18.1	<0.2	<10	600	0.41	0.20	0.11	0.40	20.2	3.1	13
ZZ42772		0.33	0.003	1.10	1.36	25.4	<0.2	<10	690	0.58	0.21	0.16	0.45	26.8	5.9	21
ZZ42773		0.38	0.008	0.75	1.45	49.3	<0.2	<10	720	0.65	0.27	0.73	1.78	25.7	9.8	30
ZZ42774		0.30	0.001	0.78	1.80	29.5	<0.2	<10	240	0.58	0.27	0.61	0.32	15.50	5.6	31
ZZ42775		0.38	0.003	0.54	2.20	27.7	<0.2	<10	170	0.87	0.25	0.18	0.51	16.75	6.7	35
ZZ42776		0.33	0.004	1.18	1.60	57.4	<0.2	<10	460	0.77	0.45	0.70	1.56	26.1	7.9	31
ZZ42777		0.19	0.005	0.58	1.36	9.0	<0.2	<10	180	0.55	0.13	1.13	1.59	12.95	6.4	19
ZZ42778		0.27	0.004	0.99	1.29	18.3	<0.2	<10	220	0.52	0.17	0.93	0.75	13.10	4.4	21
ZZ42779		0.26	0.001	0.64	1.35	24.8	<0.2	<10	180	0.32	0.22	0.22	0.34	13.95	4.0	23
ZZ42780		0.31	0.027	0.95	1.89	129.0	<0.2	<10	180	0.61	0.51	0.63	2.06	22.6	8.1	25
ZZ42781		0.25	0.009	0.34	1.64	43.8	<0.2	<10	220	0.52	0.16	1.67	0.53	15.10	6.5	20
ZZ42782		0.32	0.005	0.73	3.09	62.8	<0.2	<10	250	1.00	0.18	3.93	0.49	18.55	9.2	34
ZZ42783		0.34	0.004	0.49	3.15	56.3	<0.2	<10	230	1.04	0.26	2.07	0.89	21.3	13.1	36
ZZ42784		0.21	0.004	0.16	2.86	28.0	<0.2	<10	130	0.78	0.17	2.24	0.39	14.20	11.3	29
ZZ42785		0.27	0.002	0.28	2.94	35.0	<0.2	<10	220	0.92	0.18	2.36	0.52	18.20	10.3	30
ZZ42786		0.24	0.009	1.04	3.80	255	<0.2	<10	260	1.46	0.30	0.37	0.80	36.4	23.0	35
ZZ42787		0.28	0.004	0.55	3.38	98.8	<0.2	<10	240	1.36	0.39	1.36	1.87	35.0	20.9	38
ZZ42788		0.21	0.001	0.22	3.25	14.7	<0.2	<10	260	1.12	0.17	3.47	0.62	21.3	10.3	34
ZZ42789		0.21	0.005	0.20	2.53	22.3	<0.2	<10	130	0.83	0.21	2.45	0.52	15.00	10.6	29
ZZ42790		0.25	0.005	0.25	2.93	40.5	<0.2	<10	160	0.98	0.24	2.24	0.52	18.05	15.4	32
ZZ42791		0.30	0.004	0.59	2.35	37.5	<0.2	<10	140	0.74	0.29	1.66	0.45	13.75	12.8	27
ZZ42792		0.23	0.009	0.33	1.58	40.9	<0.2	<10	150	0.51	0.15	1.48	0.59	14.10	7.3	18
ZZ42793		0.30	0.002	0.30	2.03	28.1	<0.2	<10	170	0.58	0.17	1.31	0.46	16.05	8.5	25
ZZ42794		0.34	0.005	0.36	1.89	39.5	<0.2	<10	150	0.57	0.17	1.22	0.91	12.70	8.3	29
ZZ42795		0.16	0.002	0.27	2.46	24.2	<0.2	<10	140	0.69	0.23	1.88	0.79	17.85	13.3	33
ZZ42796		0.23	0.004	0.46	2.58	25.2	<0.2	<10	130	0.74	0.17	1.99	0.84	14.75	11.1	30
ZZ42797		0.35	0.015	0.78	2.69	51.2	<0.2	<10	180	1.05	0.25	1.78	2.29	27.6	15.6	32
ZZ42798		0.27	0.004	0.25	2.92	30.2	<0.2	<10	150	0.97	0.26	2.01	0.83	19.95	16.6	34
ZZ42799		0.41	0.003	0.27	2.60	25.7	<0.2	<10	170	0.96	0.22	1.85	0.56	24.6	12.9	31
ZZ42800		0.39	0.006	0.34	2.29	46.8	<0.2	<10	160	0.96	0.22	1.67	0.72	44.8	13.3	28
ZZ42801		0.24	0.011	0.31	2.49	30.5	<0.2	<10	160	0.74	0.24	2.48	0.65	17.55	12.2	29
ZZ42802		0.31	0.022	0.73	2.99	32.4	<0.2	<10	120	0.96	0.30	2.44	0.45	16.80	17.8	32
ZZ42803		0.19	0.005	3.15	2.84	200	<0.2	<10	110	0.99	1.24	0.64	2.89	14.65	16.4	32
ZZ42804		0.27	0.003	1.35	3.09	179.5	<0.2	<10	90	0.98	0.96	1.39	2.31	11.75	16.9	33
ZZ42805		0.32	0.004	1.10	3.51	474	<0.2	<10	140	1.30	1.09	1.56	2.41	13.75	16.7	38
ZZ42806		0.28	0.004	0.82	2.85	394	<0.2	<10	150	1.14	0.77	1.11	1.50	20.7	18.5	32

***** See Appendix Page for comments regarding this certificate *****

ALS Canada Ltd.
2103 Dollarton Hwy
North Vancouver BC V7H 0A7
Phone: 604 984 0221 Fax: 604 984 0218 www.alsglobal.com

To: **SILVER RANGE RESOURCES LTD.**
C/O ARCHER, CATHRO & ASSOCIATES (1981) LIMITED
1016-510 W HASTINGS ST
VANCOUVER BC V6B 1L8

Finalized Date: 16-SEP-2012
Account: RANSIL

Project: KEG (Group 6)

CERTIFICATE OF ANALYSIS WH12199287

Sample Description	Method	ME-MS41	ME-MS41	ME-MS41	ME-MS41	ME-MS41	ME-MS41	ME-MS41	ME-MS41	ME-MS41	ME-MS41	ME-MS41	ME-MS41	ME-MS41	ME-MS41	ME-MS41
	Analyte	Cs	Cu	Fe	Ga	Ge	Hf	Hg	In	K	La	Li	Mg	Mn	Mo	Na
	Units	ppm	ppm	%	ppm	ppm	ppm	ppm	ppm	%	ppm	ppm	%	ppm	ppm	%
	LOR	0.05	0.2	0.01	0.05	0.05	0.02	0.01	0.005	0.01	0.2	0.1	0.01	5	0.05	0.01
ZZ42767		1.91	37.8	1.68	3.85	<0.05	<0.02	0.04	0.014	0.05	6.0	10.4	0.20	136	1.30	0.03
ZZ42768		2.75	79.6	2.40	5.13	<0.05	<0.02	0.03	0.025	0.09	8.9	15.0	0.45	429	2.28	0.02
ZZ42769		1.36	21.9	0.99	3.33	<0.05	<0.02	0.02	0.009	0.04	4.0	6.1	0.16	93	0.87	0.03
ZZ42770		1.75	24.8	1.55	4.33	<0.05	<0.02	0.03	0.014	0.06	6.3	7.8	0.26	107	1.40	0.02
ZZ42771		2.23	51.1	1.11	3.80	<0.05	<0.02	0.04	0.012	0.06	8.9	6.5	0.17	122	0.93	0.03
ZZ42772		3.01	60.2	1.61	4.93	<0.05	<0.02	0.06	0.020	0.06	12.8	14.3	0.38	190	1.54	0.03
ZZ42773		3.06	64.2	2.40	4.82	0.06	0.07	0.05	0.030	0.14	13.2	17.5	0.76	351	2.72	0.03
ZZ42774		3.03	30.1	2.12	7.16	<0.05	0.02	0.04	0.025	0.08	7.6	18.7	0.52	144	9.60	0.03
ZZ42775		2.91	37.1	2.36	7.65	<0.05	0.04	0.03	0.031	0.08	9.4	21.7	0.56	167	11.10	0.03
ZZ42776		3.87	55.1	2.64	5.31	0.06	0.07	0.04	0.041	0.15	12.8	19.9	0.83	326	3.36	0.03
ZZ42777		1.70	59.4	1.36	4.04	<0.05	0.04	0.05	0.020	0.05	6.9	13.2	0.29	112	4.58	0.04
ZZ42778		1.92	35.7	1.34	4.29	<0.05	<0.02	0.04	0.016	0.06	6.1	13.2	0.37	167	1.89	0.03
ZZ42779		1.99	22.3	1.65	5.53	<0.05	0.03	0.02	0.021	0.12	6.8	16.1	0.40	104	2.18	0.02
ZZ42780		6.82	29.7	2.35	6.77	0.05	0.02	0.07	0.187	0.08	12.1	25.4	0.82	226	2.76	0.04
ZZ42781		3.66	19.6	1.61	5.20	<0.05	0.06	0.05	0.018	0.08	7.4	16.8	0.67	292	1.07	0.07
ZZ42782		6.19	27.3	2.62	10.40	0.06	0.11	0.05	0.070	0.25	9.5	33.1	2.24	311	1.45	0.16
ZZ42783		6.19	38.4	3.20	9.75	0.07	0.08	0.08	0.040	0.26	11.7	38.2	1.45	626	2.45	0.15
ZZ42784		3.20	24.3	2.46	9.03	0.06	0.05	0.03	0.062	0.19	6.8	27.2	1.22	530	0.61	0.21
ZZ42785		3.75	28.3	2.31	9.17	0.07	0.09	0.05	0.032	0.20	9.5	26.4	1.65	334	0.74	0.17
ZZ42786		6.60	63.5	5.40	10.70	0.09	0.10	0.05	0.038	0.24	19.8	47.0	1.32	357	4.62	0.09
ZZ42787		6.62	39.7	3.06	10.85	0.07	0.04	0.04	0.044	0.10	18.4	40.7	1.66	398	2.72	0.15
ZZ42788		3.77	25.1	2.27	10.25	0.08	0.14	0.05	0.030	0.24	11.1	27.9	2.15	421	0.43	0.19
ZZ42789		3.41	26.0	2.19	7.75	0.05	0.05	0.06	0.034	0.12	8.4	25.8	0.98	517	0.61	0.17
ZZ42790		4.21	28.0	3.11	9.20	0.06	0.05	0.04	0.032	0.19	10.3	29.3	1.08	734	0.88	0.19
ZZ42791		4.22	21.4	2.51	7.53	0.05	0.04	0.06	0.029	0.09	7.5	27.1	1.00	517	1.67	0.10
ZZ42792		3.43	20.5	2.32	4.89	<0.05	0.04	0.07	0.025	0.07	8.0	17.4	0.62	600	2.86	0.06
ZZ42793		3.20	19.4	2.05	6.19	<0.05	0.04	0.05	0.035	0.06	8.8	21.2	0.80	537	1.03	0.09
ZZ42794		4.37	21.2	2.04	6.13	<0.05	0.05	0.06	0.025	0.07	6.9	24.7	1.08	553	2.40	0.06
ZZ42795		4.69	20.4	2.67	8.74	0.05	0.04	0.05	0.039	0.11	9.7	28.9	1.25	574	1.20	0.11
ZZ42796		4.60	25.6	2.62	7.80	<0.05	0.05	0.10	0.036	0.10	8.4	32.4	1.47	756	0.90	0.09
ZZ42797		6.84	34.7	3.16	8.22	0.07	0.05	0.16	0.082	0.13	15.1	44.1	1.61	843	4.78	0.11
ZZ42798		4.76	37.1	2.94	9.57	0.07	0.04	0.05	0.041	0.10	10.9	34.2	1.18	790	1.04	0.14
ZZ42799		5.14	28.6	2.98	8.38	0.05	0.04	0.05	0.035	0.12	15.2	37.5	1.11	711	1.46	0.11
ZZ42800		4.46	30.5	3.24	6.75	0.07	0.05	0.08	0.040	0.13	23.6	29.7	0.81	521	2.50	0.11
ZZ42801		4.05	29.4	2.50	7.29	<0.05	0.04	0.06	0.032	0.10	10.4	28.4	0.96	587	0.84	0.14
ZZ42802		4.64	35.6	2.89	9.86	0.07	0.04	0.04	0.033	0.17	9.4	39.4	1.30	658	0.99	0.19
ZZ42803		6.50	44.8	3.54	8.85	<0.05	0.04	0.05	0.071	0.07	8.0	25.9	1.31	496	1.39	0.08
ZZ42804		8.24	52.2	3.43	9.89	0.06	0.07	0.03	0.037	0.11	6.5	32.4	2.13	522	1.58	0.10
ZZ42805		9.33	55.8	3.62	11.40	0.06	0.09	0.03	0.079	0.14	7.5	43.6	2.80	575	2.37	0.13
ZZ42806		7.41	56.2	4.25	8.86	0.05	0.07	0.05	0.045	0.15	11.3	24.9	1.02	412	1.33	0.10

***** See Appendix Page for comments regarding this certificate *****

ALS Canada Ltd.
2103 Dollarton Hwy
North Vancouver BC V7H 0A7
Phone: 604 984 0221 Fax: 604 984 0218 www.alsglobal.com

To: **SILVER RANGE RESOURCES LTD.**
C/O ARCHER, CATHRO & ASSOCIATES (1981) LIMITED
1016-510 W HASTINGS ST
VANCOUVER BC V6B 1L8

Finalized Date: 16-SEP-2012
Account: RANSIL

Project: KEG (Group 6)

CERTIFICATE OF ANALYSIS WH12199287

Sample Description	Method	ME-MS41	ME-MS41	ME-MS41	ME-MS41	ME-MS41	ME-MS41	ME-MS41	ME-MS41	ME-MS41	ME-MS41	ME-MS41	ME-MS41	ME-MS41	ME-MS41	ME-MS41
	Analyte	Nb	Ni	P	Pb	Rb	Re	S	Sb	Sc	Se	Sn	Sr	Ta	Te	Th
	Units	ppm	ppm	ppm	ppm	ppm	ppm	%	ppm	ppm	ppm	ppm	ppm	ppm	ppm	ppm
	LOR	0.05	0.2	10	0.2	0.1	0.001	0.01	0.05	0.1	0.2	0.2	0.2	0.01	0.01	0.2
ZZ42767		0.44	14.9	480	12.6	10.4	<0.001	0.04	1.48	0.8	0.5	0.6	23.0	<0.01	0.01	<0.2
ZZ42768		0.92	31.7	680	22.8	16.0	<0.001	0.03	3.60	2.7	0.8	1.0	63.8	<0.01	0.03	1.4
ZZ42769		0.43	8.4	420	10.7	7.7	<0.001	0.02	0.98	0.6	0.5	0.6	11.9	<0.01	<0.01	<0.2
ZZ42770		0.66	14.9	500	15.3	9.9	<0.001	0.04	2.83	1.2	0.5	1.3	12.5	<0.01	0.02	0.3
ZZ42771		0.26	17.2	450	13.4	12.4	<0.001	0.03	2.75	0.4	0.9	0.9	14.2	<0.01	<0.01	<0.2
ZZ42772		0.49	25.8	800	23.7	15.2	<0.001	0.05	3.28	1.2	1.3	1.2	20.2	<0.01	0.01	<0.2
ZZ42773		0.75	45.3	1270	51.3	18.2	<0.001	0.04	8.26	4.3	1.5	1.5	57.4	<0.01	0.05	4.0
ZZ42774		1.12	26.6	590	24.3	26.0	0.002	0.08	3.26	2.6	3.0	1.4	38.1	<0.01	0.03	1.5
ZZ42775		1.35	28.6	390	21.5	18.4	<0.001	0.07	3.37	3.8	1.8	1.2	31.4	<0.01	0.04	3.0
ZZ42776		0.92	52.2	1240	70.8	23.1	0.001	0.05	10.45	3.9	1.8	3.1	58.6	<0.01	0.04	4.1
ZZ42777		0.74	43.0	500	10.2	9.0	0.004	0.07	2.35	1.6	4.8	0.4	47.8	<0.01	0.02	1.1
ZZ42778		0.62	24.3	520	15.1	13.5	0.001	0.05	2.15	1.2	2.6	0.6	36.8	<0.01	0.02	0.4
ZZ42779		1.12	24.2	260	16.8	26.9	<0.001	0.02	2.76	2.1	2.0	1.1	25.2	<0.01	0.02	1.8
ZZ42780		0.81	27.9	790	82.1	17.0	<0.001	0.06	32.6	2.7	2.0	1.7	46.0	<0.01	0.10	2.3
ZZ42781		0.94	18.9	710	23.7	14.4	<0.001	0.07	7.01	2.2	0.8	0.9	73.1	<0.01	0.02	1.5
ZZ42782		1.36	25.3	560	39.4	34.3	<0.001	0.08	37.8	5.2	1.3	1.4	249	<0.01	0.05	3.5
ZZ42783		1.65	37.4	700	27.2	38.8	0.001	0.08	12.25	5.6	1.1	1.2	152.5	<0.01	0.04	3.9
ZZ42784		1.41	23.3	480	20.3	24.8	<0.001	0.09	5.14	4.0	0.5	0.8	145.0	<0.01	0.01	2.0
ZZ42785		1.47	27.8	510	21.5	32.0	<0.001	0.10	5.78	4.1	1.1	1.6	214	<0.01	<0.01	2.3
ZZ42786		2.02	75.7	720	27.1	29.2	<0.001	0.30	17.85	6.1	2.3	1.5	138.0	<0.01	0.22	7.8
ZZ42787		1.27	50.4	690	59.6	18.8	0.001	0.07	14.45	5.0	1.4	1.3	153.5	<0.01	0.04	2.9
ZZ42788		1.89	29.4	510	17.8	33.1	<0.001	0.07	3.08	4.9	0.7	0.8	280	<0.01	<0.01	2.9
ZZ42789		1.23	24.3	590	16.7	22.6	<0.001	0.12	9.91	3.1	1.1	0.7	135.0	<0.01	0.03	2.1
ZZ42790		1.58	30.0	550	19.5	28.2	<0.001	0.09	7.88	4.1	0.9	0.8	119.5	<0.01	0.05	3.2
ZZ42791		1.29	25.1	650	49.6	15.7	0.001	0.11	27.5	3.0	0.9	0.9	69.4	<0.01	0.06	2.0
ZZ42792		1.04	26.6	620	14.1	14.1	<0.001	0.09	7.89	2.1	0.8	0.7	47.6	<0.01	0.03	1.5
ZZ42793		1.02	20.3	670	20.2	12.0	<0.001	0.07	5.57	2.5	0.8	0.7	60.2	<0.01	0.02	1.8
ZZ42794		0.94	29.5	610	12.1	13.0	0.001	0.07	5.98	2.6	1.0	0.7	52.7	<0.01	0.05	1.7
ZZ42795		1.54	29.6	680	21.5	24.3	0.001	0.10	6.06	3.5	0.8	0.8	83.9	<0.01	0.03	2.1
ZZ42796		1.36	30.3	610	26.8	19.3	0.001	0.09	8.35	3.5	1.1	0.9	91.4	<0.01	0.04	2.5
ZZ42797		1.19	50.1	680	50.6	20.1	0.001	0.10	16.50	4.6	2.3	3.4	93.7	<0.01	0.12	2.8
ZZ42798		1.64	34.2	680	19.9	19.3	<0.001	0.09	5.97	3.8	1.3	1.0	97.1	<0.01	0.04	2.2
ZZ42799		1.40	31.7	700	18.7	20.9	0.001	0.10	8.28	3.5	1.1	1.0	80.8	<0.01	0.01	2.4
ZZ42800		1.21	35.0	750	22.8	20.1	0.001	0.10	16.40	3.5	2.2	0.7	78.9	<0.01	0.05	3.5
ZZ42801		1.38	27.0	770	19.2	19.5	<0.001	0.13	8.66	2.9	1.5	0.8	96.6	<0.01	0.02	1.7
ZZ42802		1.58	36.4	700	20.9	28.6	<0.001	0.12	7.58	4.1	1.3	0.9	116.0	<0.01	0.04	2.6
ZZ42803		1.02	30.7	750	572	11.4	0.001	0.06	4.66	3.4	0.8	2.0	65.5	<0.01	0.06	2.9
ZZ42804		1.11	32.6	800	259	17.7	<0.001	0.09	2.17	3.5	1.1	1.6	90.4	<0.01	0.03	2.3
ZZ42805		1.36	39.3	820	165.0	23.0	<0.001	0.06	2.78	4.2	1.1	1.4	105.5	<0.01	0.05	3.6
ZZ42806		1.08	38.4	700	112.5	22.9	0.001	0.09	6.61	3.8	1.2	1.4	73.4	<0.01	0.06	3.0

***** See Appendix Page for comments regarding this certificate *****

ALS Canada Ltd.
2103 Dollarton Hwy
North Vancouver BC V7H 0A7
Phone: 604 984 0221 Fax: 604 984 0218 www.alsglobal.com

To: **SILVER RANGE RESOURCES LTD.**
C/O ARCHER, CATHRO & ASSOCIATES (1981) LIMITED
1016- 510 W HASTINGS ST
VANCOUVER BC V6B 1L8

Finalized Date: 16- SEP- 2012
Account: RANSIL

Project: KEG (Group 6)

CERTIFICATE OF ANALYSIS WH12199287

Sample Description	Method	ME-MS41	ME-MS41	ME-MS41	ME-MS41	ME-MS41	ME-MS41	ME-MS41	ME-MS41
	Analyte	Ti	Tl	U	V	W	Y	Zn	Zr
	Units	%	ppm	ppm	ppm	ppm	ppm	ppm	ppm
	LOR	0.005	0.02	0.05	1	0.05	0.05	2	0.5
ZZ42767		0.030	0.11	0.46	34	0.24	2.50	63	<0.5
ZZ42768		0.046	0.17	0.74	50	0.54	5.87	121	<0.5
ZZ42769		0.030	0.07	0.33	33	0.21	1.89	44	<0.5
ZZ42770		0.037	0.12	0.43	48	0.20	2.24	70	<0.5
ZZ42771		0.022	0.10	0.66	31	0.14	6.71	50	<0.5
ZZ42772		0.025	0.20	1.11	47	0.16	9.19	92	<0.5
ZZ42773		0.045	0.25	1.44	68	0.33	12.40	207	2.9
ZZ42774		0.041	0.27	1.26	95	0.36	4.29	84	0.7
ZZ42775		0.057	0.31	1.60	130	0.28	6.77	95	2.0
ZZ42776		0.042	0.22	1.35	72	0.28	11.80	302	2.8
ZZ42777		0.026	0.13	1.46	35	0.22	5.84	197	1.6
ZZ42778		0.025	0.15	0.85	48	0.33	4.75	96	0.5
ZZ42779		0.045	0.14	0.47	55	0.23	3.48	95	1.2
ZZ42780		0.051	0.49	2.09	56	0.26	5.61	364	0.8
ZZ42781		0.040	0.21	0.98	38	0.10	4.62	95	2.2
ZZ42782		0.076	0.40	1.16	44	0.11	7.93	105	4.3
ZZ42783		0.078	0.38	1.42	53	0.15	11.15	161	3.2
ZZ42784		0.074	0.20	0.78	32	0.08	6.03	112	2.2
ZZ42785		0.073	0.25	0.88	41	0.10	7.27	99	3.3
ZZ42786		0.068	0.44	5.65	71	0.19	15.50	245	4.1
ZZ42787		0.070	0.34	2.38	50	0.12	10.95	240	1.7
ZZ42788		0.085	0.26	0.70	45	0.09	8.53	95	5.3
ZZ42789		0.058	0.22	1.51	37	0.11	5.88	103	2.2
ZZ42790		0.078	0.23	1.31	40	0.11	6.84	101	2.1
ZZ42791		0.053	0.22	1.15	45	0.11	4.63	141	1.9
ZZ42792		0.041	0.26	1.71	36	0.15	5.41	117	1.8
ZZ42793		0.048	0.19	1.10	47	0.15	5.31	110	1.6
ZZ42794		0.045	0.26	1.08	53	0.17	4.63	161	2.2
ZZ42795		0.066	0.21	1.08	49	0.13	5.26	139	2.1
ZZ42796		0.072	0.37	1.60	61	0.09	6.34	136	2.0
ZZ42797		0.074	0.56	1.78	66	0.22	12.40	310	2.2
ZZ42798		0.080	0.26	1.48	45	0.10	8.43	151	1.7
ZZ42799		0.072	0.35	1.94	45	0.08	8.17	134	2.0
ZZ42800		0.058	0.32	2.54	45	0.17	10.65	190	2.1
ZZ42801		0.061	0.26	1.35	40	0.11	6.68	134	1.9
ZZ42802		0.081	0.23	1.40	49	0.10	7.35	107	2.2
ZZ42803		0.054	0.27	1.52	79	0.15	6.81	361	1.6
ZZ42804		0.056	0.27	1.66	126	0.12	5.97	214	3.0
ZZ42805		0.071	0.29	2.22	158	0.17	7.99	283	4.5
ZZ42806		0.056	0.24	1.27	48	0.14	7.90	170	2.5

***** See Appendix Page for comments regarding this certificate *****

ALS Canada Ltd.
2103 Dollarton Hwy
North Vancouver BC V7H 0A7
Phone: 604 984 0221 Fax: 604 984 0218 www.alsglobal.com

To: **SILVER RANGE RESOURCES LTD.**
C/O ARCHER, CATHRO & ASSOCIATES (1981) LIMITED
1016-510 W HASTINGS ST
VANCOUVER BC V6B 1L8

Finalized Date: 16-SEP-2012
Account: RANSIL

Project: KEG (Group 6)

CERTIFICATE OF ANALYSIS WH12199287

Sample Description	Method	WEI-21	Au-ICP21	ME-MS41	ME-MS41	ME-MS41	ME-MS41	ME-MS41	ME-MS41	ME-MS41	ME-MS41	ME-MS41	ME-MS41	ME-MS41	ME-MS41	ME-MS41
	Analyte	Recvd Wt.	Au	Ag	Al	As	Au	B	Ba	Be	Bi	Ca	Cd	Ce	Co	Cr
	Units	kg	ppm	ppm	%	ppm	ppm	ppm	ppm	ppm	ppm	%	ppm	ppm	ppm	ppm
	LOR	0.02	0.001	0.01	0.01	0.1	0.2	10	10	0.05	0.01	0.01	0.01	0.02	0.1	1
ZZ42807		0.31	0.005	0.77	3.21	363	<0.2	<10	180	0.92	0.91	1.23	1.06	21.3	14.6	39
ZZ42808		0.34	0.007	0.84	2.66	871	<0.2	<10	180	1.05	0.62	1.55	0.98	20.2	16.3	32
ZZ42809		0.37	0.006	1.02	2.40	408	<0.2	<10	260	0.93	0.70	1.77	3.05	22.7	12.1	30
ZZ42810		0.29	0.003	0.94	2.33	32.1	<0.2	<10	160	0.83	0.90	1.23	1.34	15.15	10.0	30
ZZ42811		0.20	0.001	0.62	1.61	33.0	<0.2	<10	60	0.43	0.41	0.31	1.00	10.05	7.6	13
ZZ42812		0.20	0.002	0.68	3.13	218	<0.2	<10	130	0.98	0.33	1.74	1.42	19.30	12.2	35
ZZ42813		0.24	0.013	0.38	3.22	800	<0.2	<10	220	1.10	0.60	1.89	0.66	21.0	14.3	39
ZZ42814		0.33	0.002	0.36	3.27	158.5	<0.2	<10	110	1.24	0.32	0.75	0.66	23.2	27.2	38
ZZ42815		0.22	0.011	0.10	1.14	19.1	<0.2	<10	80	0.29	0.12	1.61	0.64	6.87	5.0	13
ZZ42816		0.23	0.005	0.32	2.55	156.5	<0.2	<10	180	0.90	0.27	2.10	1.11	18.60	13.2	32
ZZ42817		0.37	0.004	0.77	2.90	301	<0.2	<10	160	1.14	0.47	1.96	2.17	20.8	14.4	36
ZZ42818		0.29	0.003	0.74	2.98	180.0	<0.2	<10	160	1.24	0.58	1.55	1.20	32.3	13.6	40
ZZ42819		0.38	0.005	0.88	2.71	758	<0.2	<10	230	1.01	0.70	1.50	2.42	29.6	12.1	35
ZZ42820		0.39	0.003	0.86	3.68	152.0	<0.2	<10	190	1.51	2.49	3.36	1.77	24.7	20.4	40
ZZ42821		0.37	0.006	1.92	2.81	258	<0.2	<10	140	1.94	3.35	1.02	2.38	46.5	19.1	49
ZZ42822		0.31	0.003	0.48	2.33	112.0	<0.2	<10	250	0.79	0.30	0.81	0.42	15.80	10.4	28
ZZ42823		0.33	0.006	0.50	2.72	90.4	<0.2	<10	330	1.21	0.40	0.68	0.67	25.1	15.1	34
DD005742		0.08	0.005	0.58	1.60	95.7	<0.2	<10	690	0.69	0.27	1.23	6.02	18.15	11.7	22
CC94382		0.27	0.007	5.13	2.10	110.0	<0.2	<10	930	1.17	1.86	0.51	6.09	20.5	7.4	43
ZZ42921		0.12	0.007	1.69	2.61	104.0	<0.2	<10	140	1.04	0.23	2.33	1.61	22.1	17.4	27
ZZ42922		0.08	0.012	0.73	1.75	25.4	<0.2	<10	130	0.58	0.14	2.78	0.88	9.18	8.3	19
ZZ42923		0.10	0.006	4.02	2.84	265	<0.2	<10	110	1.28	0.43	0.77	3.60	21.3	46.6	22
ZZ42924		0.15	0.010	1.85	1.85	208	<0.2	<10	140	1.48	0.50	0.46	1.13	33.7	12.0	25
ZZ42925		0.15	0.004	2.51	1.66	78.3	<0.2	<10	140	0.67	0.84	1.94	2.72	18.25	10.8	17
ZZ42926		0.18	0.006	1.19	2.00	84.8	<0.2	<10	230	0.91	0.50	2.06	1.66	23.0	18.7	26
ZZ42927		0.17	0.004	0.87	1.48	66.4	<0.2	<10	130	0.58	0.23	1.01	2.22	15.85	11.5	18
ZZ42928		0.13	0.003	0.71	2.97	41.2	<0.2	<10	160	1.16	0.22	1.98	1.64	18.60	19.8	28
ZZ42929		0.15	0.004	0.68	2.75	64.7	<0.2	<10	200	1.25	0.19	1.77	2.39	20.9	20.8	27
ZZ42930		0.15	0.004	0.98	3.43	87.3	<0.2	<10	160	2.11	0.24	0.83	2.13	21.4	70.1	27
ZZ42931		0.12	0.005	1.12	2.25	57.7	<0.2	<10	160	1.24	0.21	0.57	0.74	18.50	32.2	19
ZZ42932		0.13	0.004	1.11	2.91	109.0	<0.2	<10	130	1.25	0.21	1.39	3.07	20.6	18.1	27
ZZ42933		0.16	0.018	3.74	2.46	394	<0.2	<10	140	0.89	0.42	1.83	5.45	17.15	14.8	25
ZZ42934		0.10	0.011	1.10	1.48	66.5	<0.2	<10	80	0.41	0.21	0.29	0.29	12.00	4.4	11
ZZ42935		0.13	0.007	0.60	1.42	29.7	<0.2	<10	100	0.61	0.17	0.33	0.32	16.10	8.4	16
ZZ42936		0.14	0.004	0.45	1.41	37.9	<0.2	<10	90	0.38	0.19	0.24	0.15	14.65	6.5	17
ZZ42937		0.12	0.004	0.67	2.11	41.7	<0.2	<10	160	0.86	0.27	0.60	0.55	18.65	20.5	23
ZZ42938		0.19	0.004	0.50	2.25	56.6	<0.2	<10	190	1.01	0.26	0.60	0.59	20.0	17.9	25
ZZ42939		0.13	0.015	1.19	1.86	51.2	<0.2	<10	110	0.57	0.76	0.21	0.22	14.20	6.1	20
ZZ42940		0.11	0.006	2.47	1.68	114.5	<0.2	<10	70	0.40	0.35	0.14	0.37	13.85	5.2	15
ZZ42941		0.12	0.022	2.56	2.18	121.5	<0.2	<10	90	0.70	0.77	0.16	0.26	14.75	7.1	19

***** See Appendix Page for comments regarding this certificate *****

ALS Canada Ltd.
2103 Dollarton Hwy
North Vancouver BC V7H 0A7
Phone: 604 984 0221 Fax: 604 984 0218 www.alsglobal.com

To: **SILVER RANGE RESOURCES LTD.**
C/O ARCHER, CATHRO & ASSOCIATES (1981) LIMITED
1016-510 W HASTINGS ST
VANCOUVER BC V6B 1L8

Finalized Date: 16-SEP-2012
Account: RANSIL

Project: KEG (Group 6)

CERTIFICATE OF ANALYSIS WH12199287

Sample Description	Method	ME-MS41	ME-MS41	ME-MS41	ME-MS41	ME-MS41	ME-MS41	ME-MS41	ME-MS41	ME-MS41	ME-MS41	ME-MS41	ME-MS41	ME-MS41	ME-MS41	ME-MS41
	Analyte	Cs	Cu	Fe	Ga	Ge	Hf	Hg	In	K	La	Li	Mg	Mn	Mo	Na
	Units	ppm	ppm	%	ppm	ppm	ppm	ppm	ppm	%	ppm	ppm	%	ppm	ppm	%
	LOR	0.05	0.2	0.01	0.05	0.05	0.02	0.01	0.005	0.01	0.2	0.1	0.01	5	0.05	0.01
ZZ42807		6.09	32.5	3.32	10.15	0.06	0.03	0.06	0.038	0.12	11.3	27.8	1.32	498	0.93	0.12
ZZ42808		6.57	47.4	3.31	8.77	0.05	0.06	0.05	0.027	0.16	11.3	25.9	1.00	455	1.01	0.10
ZZ42809		6.98	51.7	2.83	7.10	0.06	0.11	0.07	0.043	0.18	12.7	27.6	1.40	333	2.57	0.07
ZZ42810		7.86	34.2	2.48	7.72	0.05	0.07	0.05	0.029	0.12	8.1	32.0	1.72	348	4.83	0.06
ZZ42811		3.36	38.3	1.96	4.17	<0.05	<0.02	0.04	0.020	0.08	5.4	9.4	0.34	183	0.54	0.04
ZZ42812		7.24	27.8	2.93	9.59	0.06	0.05	0.02	0.031	0.09	10.1	24.7	1.17	620	0.50	0.19
ZZ42813		9.32	39.7	3.44	10.05	0.05	0.06	0.05	0.037	0.11	11.3	29.9	1.40	579	0.82	0.11
ZZ42814		11.70	57.7	4.24	9.25	0.07	0.07	0.06	0.028	0.22	11.8	26.0	1.11	508	0.70	0.11
ZZ42815		2.85	10.5	1.25	3.98	<0.05	0.04	0.05	0.010	0.06	3.5	9.2	0.41	257	0.35	0.07
ZZ42816		8.94	28.2	2.77	8.29	0.05	0.05	0.03	0.032	0.15	9.8	27.8	0.99	552	1.01	0.12
ZZ42817		10.50	57.3	3.04	9.09	0.05	0.06	0.04	0.024	0.20	12.1	27.8	1.25	389	0.77	0.14
ZZ42818		9.68	50.0	3.43	9.93	0.05	0.07	0.04	0.029	0.25	19.2	34.2	1.34	322	0.79	0.10
ZZ42819		7.70	66.0	3.18	8.60	0.06	0.06	0.07	0.029	0.23	16.0	26.9	1.07	289	1.10	0.12
ZZ42820		12.75	63.1	3.82	10.70	0.05	0.07	0.03	0.036	0.38	12.9	33.4	1.41	520	0.88	0.13
ZZ42821		12.15	94.5	5.35	12.65	0.06	0.13	0.18	0.035	0.37	31.2	42.3	1.36	341	0.71	0.02
ZZ42822		7.46	25.5	2.58	7.16	<0.05	0.07	0.05	0.022	0.13	8.9	21.8	0.89	331	1.53	0.05
ZZ42823		8.98	36.9	3.08	7.99	0.05	0.06	0.07	0.026	0.18	14.3	24.9	0.98	398	2.25	0.07
DD005742		2.65	49.8	2.93	4.47	<0.05	0.07	0.15	0.024	0.07	10.6	16.6	0.43	2460	4.69	0.04
CC94382		3.55	276	4.44	7.02	0.07	0.04	0.05	0.417	0.10	13.9	21.9	1.08	365	7.96	0.02
ZZ42921		7.18	36.7	2.85	8.18	0.06	0.06	0.04	0.038	0.10	12.8	35.0	1.16	566	0.85	0.13
ZZ42922		5.32	23.3	1.71	5.79	<0.05	0.06	0.06	0.020	0.07	4.9	22.3	0.70	345	0.50	0.08
ZZ42923		7.17	60.9	3.81	6.88	0.06	0.05	0.08	0.066	0.07	11.3	26.8	0.80	699	1.82	0.08
ZZ42924		9.29	37.4	3.93	7.01	0.07	<0.02	0.07	0.034	0.10	17.8	24.1	0.57	223	1.63	0.04
ZZ42925		4.96	27.3	2.06	5.34	0.05	0.04	0.05	0.034	0.08	9.9	21.0	0.83	464	0.73	0.07
ZZ42926		6.16	34.9	2.79	6.70	0.05	0.06	0.08	0.035	0.08	12.3	29.1	0.98	603	1.17	0.05
ZZ42927		3.67	26.6	1.89	4.72	<0.05	0.03	0.06	0.033	0.06	8.7	15.2	0.52	435	0.94	0.06
ZZ42928		5.67	28.6	2.49	8.04	0.06	0.06	0.06	0.027	0.09	10.2	27.0	1.18	587	0.67	0.18
ZZ42929		4.94	30.8	2.47	7.47	0.07	0.07	0.05	0.032	0.09	12.5	24.8	1.23	616	0.59	0.16
ZZ42930		6.04	50.3	2.88	7.98	0.05	0.07	0.05	0.042	0.08	12.7	29.7	1.00	1520	1.06	0.15
ZZ42931		5.09	47.0	3.09	5.89	<0.05	0.03	0.05	0.033	0.06	10.2	19.0	0.64	659	1.99	0.06
ZZ42932		4.51	40.1	2.58	8.59	0.06	0.04	0.05	0.048	0.07	11.6	28.2	0.97	551	1.04	0.20
ZZ42933		5.22	40.2	2.81	7.20	0.05	0.05	0.08	0.091	0.09	9.5	25.0	0.87	607	1.21	0.15
ZZ42934		4.17	37.1	2.23	3.50	<0.05	0.03	0.04	0.019	0.04	6.4	9.0	0.34	57	1.58	0.03
ZZ42935		5.62	25.1	2.19	4.53	<0.05	0.02	0.06	0.018	0.05	8.7	13.9	0.51	103	2.82	0.03
ZZ42936		4.44	18.8	2.35	4.67	<0.05	0.02	0.05	0.012	0.05	8.3	14.3	0.59	101	1.60	0.02
ZZ42937		6.81	29.4	2.78	6.49	<0.05	0.02	0.06	0.022	0.06	10.3	22.3	0.77	622	2.43	0.03
ZZ42938		6.15	28.1	2.70	6.99	0.05	0.03	0.05	0.024	0.12	11.3	26.7	0.90	490	2.30	0.08
ZZ42939		11.70	22.5	2.12	6.00	<0.05	0.02	0.06	0.024	0.07	8.2	16.6	0.62	97	1.25	0.02
ZZ42940		7.05	45.3	3.42	5.21	<0.05	0.03	0.07	0.039	0.06	7.3	10.5	0.37	60	1.60	0.03
ZZ42941		7.76	53.8	3.95	5.99	0.05	0.04	0.07	0.029	0.09	8.3	14.1	0.51	72	1.74	0.03

***** See Appendix Page for comments regarding this certificate *****

ALS Canada Ltd.
2103 Dollarton Hwy
North Vancouver BC V7H 0A7
Phone: 604 984 0221 Fax: 604 984 0218 www.alsglobal.com

To: **SILVER RANGE RESOURCES LTD.**
C/O ARCHER, CATHRO & ASSOCIATES (1981) LIMITED
1016-510 W HASTINGS ST
VANCOUVER BC V6B 1L8

Finalized Date: 16-SEP-2012
Account: RANSIL

Project: KEG (Group 6)

CERTIFICATE OF ANALYSIS WH12199287

Sample Description	Method	ME-MS41	ME-MS41	ME-MS41	ME-MS41	ME-MS41	ME-MS41	ME-MS41	ME-MS41	ME-MS41	ME-MS41	ME-MS41	ME-MS41	ME-MS41	ME-MS41	ME-MS41
	Analyte	Nb	Ni	P	Pb	Rb	Re	S	Sb	Sc	Se	Sn	Sr	Ta	Te	Th
	Units	ppm	ppm	ppm	ppm	ppm	ppm	%	ppm	ppm	ppm	ppm	ppm	ppm	ppm	ppm
	LOR	0.05	0.2	10	0.2	0.1	0.001	0.01	0.05	0.1	0.2	0.2	0.2	0.01	0.01	0.2
ZZ42807		1.39	31.2	790	171.5	24.6	0.001	0.09	3.73	4.4	1.1	1.3	91.2	<0.01	0.06	2.9
ZZ42808		1.19	32.3	780	91.1	28.4	<0.001	0.11	5.50	3.8	0.7	1.3	93.4	<0.01	0.12	2.5
ZZ42809		1.29	39.5	990	115.0	34.4	<0.001	0.12	12.50	3.7	1.7	1.4	85.3	<0.01	0.05	3.9
ZZ42810		0.97	26.0	770	98.5	19.6	0.001	0.10	5.26	2.8	1.1	0.9	67.0	<0.01	0.03	1.9
ZZ42811		0.71	13.4	530	134.5	9.2	0.001	0.06	2.01	1.3	0.4	0.6	26.0	0.01	0.03	0.7
ZZ42812		1.20	22.1	760	257	15.1	<0.001	0.09	2.10	3.8	0.8	1.5	169.5	<0.01	0.01	2.6
ZZ42813		1.40	28.9	810	31.5	21.9	0.001	0.10	3.66	4.4	1.0	1.3	127.5	<0.01	0.06	2.6
ZZ42814		1.40	40.3	670	71.6	31.5	0.001	0.10	3.18	4.5	0.7	1.7	99.6	<0.01	0.03	3.9
ZZ42815		0.71	7.9	630	8.5	8.3	<0.001	0.10	0.89	1.1	0.3	0.4	74.0	<0.01	0.01	0.6
ZZ42816		1.15	26.3	910	39.3	25.0	<0.001	0.11	6.04	3.1	0.9	1.1	113.5	<0.01	0.04	1.8
ZZ42817		1.20	31.8	760	215	32.7	<0.001	0.10	6.30	3.4	1.1	2.7	137.0	<0.01	0.03	2.8
ZZ42818		1.18	32.5	620	153.5	41.2	<0.001	0.09	7.80	4.1	1.8	5.3	109.0	<0.01	0.03	3.7
ZZ42819		1.00	29.7	910	238	33.3	0.001	0.05	7.14	4.0	1.4	5.8	145.5	<0.01	0.06	4.7
ZZ42820		1.41	36.0	870	74.7	49.1	<0.001	0.05	6.42	4.8	1.2	3.9	234	<0.01	0.02	6.3
ZZ42821		1.12	46.8	550	142.0	46.1	0.001	0.07	18.85	8.8	1.5	20.1	45.0	<0.01	0.02	10.4
ZZ42822		1.32	24.1	790	29.0	24.1	0.001	0.08	11.25	2.8	0.8	1.5	48.1	<0.01	0.05	2.9
ZZ42823		1.26	33.0	990	42.7	26.3	<0.001	0.05	10.75	3.9	1.3	1.8	72.0	<0.01	0.06	4.5
DD005742		0.69	38.4	1240	15.6	13.8	0.012	0.13	2.81	2.6	4.9	0.9	63.2	<0.01	0.04	1.3
CC94382		0.40	74.0	1480	832	10.0	<0.001	0.15	71.0	5.7	3.9	117.5	99.3	<0.01	0.10	4.9
ZZ42921		1.25	38.9	650	183.5	18.6	<0.001	0.11	76.3	3.7	2.5	2.2	143.0	<0.01	0.28	2.7
ZZ42922		1.00	18.3	660	64.1	12.3	<0.001	0.14	79.9	2.4	2.6	0.9	93.2	<0.01	0.06	1.2
ZZ42923		1.10	106.0	830	793	11.6	0.001	0.33	371	3.0	4.3	4.8	54.8	0.01	0.82	2.2
ZZ42924		1.50	20.6	680	80.5	18.5	<0.001	0.14	58.0	2.8	5.5	1.7	64.3	<0.01	0.35	2.7
ZZ42925		0.80	28.6	570	218	14.9	<0.001	0.11	128.0	2.0	3.1	2.0	92.5	<0.01	0.36	1.2
ZZ42926		1.27	37.7	780	125.0	18.6	0.001	0.13	86.1	3.4	2.9	1.6	92.9	<0.01	0.15	2.2
ZZ42927		0.81	26.4	730	183.0	12.1	0.001	0.10	69.7	2.0	2.4	1.4	51.4	<0.01	0.13	1.4
ZZ42928		1.11	47.1	650	105.5	17.6	<0.001	0.10	29.2	3.4	1.5	1.1	150.5	<0.01	0.06	2.8
ZZ42929		1.14	51.0	690	125.0	17.6	<0.001	0.09	44.2	3.8	1.2	1.3	151.0	<0.01	0.07	3.7
ZZ42930		1.01	85.1	810	166.5	15.0	<0.001	0.12	56.5	3.9	2.1	1.5	95.4	<0.01	0.08	3.1
ZZ42931		0.88	50.3	900	134.0	11.2	<0.001	0.13	60.3	2.5	2.9	1.4	43.8	<0.01	0.08	2.0
ZZ42932		1.05	40.0	740	317	12.6	<0.001	0.09	93.9	3.7	1.8	2.4	120.5	<0.01	0.09	3.0
ZZ42933		0.90	33.9	750	1130	15.5	<0.001	0.09	376	3.3	3.2	9.0	107.0	<0.01	0.43	2.7
ZZ42934		0.68	19.6	800	329	6.5	<0.001	0.15	45.4	1.2	2.0	0.7	15.1	<0.01	0.07	0.9
ZZ42935		0.89	26.1	750	19.0	11.2	<0.001	0.10	4.55	1.5	1.4	1.3	23.5	<0.01	0.02	1.1
ZZ42936		0.85	21.6	650	22.6	9.9	<0.001	0.08	4.03	1.7	1.2	0.7	20.4	<0.01	0.03	1.2
ZZ42937		0.94	33.8	900	26.8	14.1	<0.001	0.10	7.86	2.2	1.1	1.0	38.4	<0.01	0.04	1.2
ZZ42938		1.07	33.8	1000	34.5	15.9	0.001	0.06	12.25	2.8	1.4	1.1	63.7	<0.01	0.05	2.7
ZZ42939		1.14	20.4	690	135.0	13.8	<0.001	0.10	29.8	1.6	2.0	1.9	33.0	<0.01	0.08	1.0
ZZ42940		1.13	19.2	800	329	9.7	<0.001	0.15	177.5	1.5	4.3	2.1	18.4	<0.01	0.16	1.4
ZZ42941		1.47	25.0	780	208	10.7	<0.001	0.17	147.0	1.9	4.4	1.9	27.5	0.01	0.20	2.4

***** See Appendix Page for comments regarding this certificate *****

ALS Canada Ltd.
2103 Dollarton Hwy
North Vancouver BC V7H 0A7
Phone: 604 984 0221 Fax: 604 984 0218 www.alsglobal.com

To: **SILVER RANGE RESOURCES LTD.**
C/O ARCHER, CATHRO & ASSOCIATES (1981) LIMITED
1016- 510 W HASTINGS ST
VANCOUVER BC V6B 1L8

Finalized Date: 16- SEP- 2012
Account: RANSIL

Project: KEG (Group 6)

CERTIFICATE OF ANALYSIS WH12199287

Sample Description	Method	ME-MS41	ME-MS41	ME-MS41	ME-MS41	ME-MS41	ME-MS41	ME-MS41	ME-MS41
	Analyte	Ti	Tl	U	V	W	Y	Zn	Zr
	Units	%	ppm	ppm	ppm	ppm	ppm	ppm	ppm
	LOR	0.005	0.02	0.05	1	0.05	0.05	2	0.5
ZZ42807		0.079	0.29	0.88	50	0.13	7.88	152	1.5
ZZ42808		0.059	0.31	1.13	45	0.12	8.46	122	2.3
ZZ42809		0.045	0.33	2.72	104	0.17	9.66	238	4.9
ZZ42810		0.049	0.29	1.81	162	0.16	5.83	171	3.8
ZZ42811		0.041	0.12	0.53	24	0.10	3.55	92	0.6
ZZ42812		0.062	0.43	0.81	41	0.12	8.55	196	2.0
ZZ42813		0.064	0.33	0.92	53	0.14	9.80	133	2.4
ZZ42814		0.063	0.37	1.15	47	0.13	9.58	111	2.6
ZZ42815		0.044	0.11	0.38	26	<0.05	2.61	78	1.6
ZZ42816		0.055	0.27	1.44	45	0.11	7.82	158	1.9
ZZ42817		0.054	0.41	1.23	47	0.12	9.31	206	2.4
ZZ42818		0.038	0.48	1.19	47	0.11	10.85	144	2.8
ZZ42819		0.040	0.37	0.92	49	0.32	10.40	188	2.3
ZZ42820		0.035	0.62	0.88	48	0.16	11.05	173	2.9
ZZ42821		0.026	0.91	0.93	48	0.21	18.95	183	5.7
ZZ42822		0.058	0.31	0.98	50	0.19	5.01	98	2.3
ZZ42823		0.060	0.41	1.44	63	0.60	8.33	137	2.4
DD005742		0.024	0.21	5.00	59	0.41	10.10	158	2.2
CC94382		0.016	0.40	3.14	119	0.18	17.55	1040	2.2
ZZ42921		0.049	0.27	1.40	36	0.08	10.25	253	2.1
ZZ42922		0.042	0.27	0.64	30	0.05	4.48	129	2.1
ZZ42923		0.044	0.23	1.35	32	0.12	10.00	683	1.6
ZZ42924		0.055	0.36	2.23	34	0.21	7.06	154	0.5
ZZ42925		0.032	0.23	0.98	28	0.10	7.73	327	1.5
ZZ42926		0.041	0.31	2.08	46	0.10	9.61	292	1.9
ZZ42927		0.033	0.20	1.27	32	0.12	5.69	306	1.0
ZZ42928		0.047	0.29	1.28	36	0.17	8.67	222	2.0
ZZ42929		0.051	0.29	1.21	41	0.12	10.75	294	2.4
ZZ42930		0.043	0.37	1.23	36	0.11	13.00	458	2.1
ZZ42931		0.035	0.26	1.31	36	0.27	7.53	263	1.1
ZZ42932		0.048	0.29	1.66	33	0.13	10.40	462	1.6
ZZ42933		0.038	0.29	1.37	34	0.19	8.63	974	1.8
ZZ42934		0.023	0.15	0.99	24	0.12	5.06	91	1.1
ZZ42935		0.034	0.19	1.18	38	0.14	5.04	97	0.7
ZZ42936		0.032	0.20	1.13	40	0.34	3.94	82	0.7
ZZ42937		0.036	0.26	1.25	41	0.12	6.41	126	0.6
ZZ42938		0.044	0.27	1.16	45	1.00	6.56	132	0.9
ZZ42939		0.031	0.26	1.10	34	0.15	3.29	105	0.6
ZZ42940		0.028	0.22	0.97	26	0.14	4.01	91	1.1
ZZ42941		0.038	0.28	1.38	30	0.16	5.41	105	1.3

***** See Appendix Page for comments regarding this certificate *****

ALS Canada Ltd.
2103 Dollarton Hwy
North Vancouver BC V7H 0A7
Phone: 604 984 0221 Fax: 604 984 0218 www.alsglobal.com

To: **SILVER RANGE RESOURCES LTD.**
C/O ARCHER, CATHRO & ASSOCIATES (1981) LIMITED
1016-510 W HASTINGS ST
VANCOUVER BC V6B 1L8

Finalized Date: 16-SEP-2012
Account: RANSIL

Project: KEG (Group 6)

CERTIFICATE OF ANALYSIS WH12199287

Sample Description	Method	WEI-21	Au-ICP21	ME-MS41	ME-MS41	ME-MS41	ME-MS41	ME-MS41	ME-MS41	ME-MS41	ME-MS41	ME-MS41	ME-MS41	ME-MS41	ME-MS41	ME-MS41
	Analyte	Recvd Wt.	Au	Ag	Al	As	Au	B	Ba	Be	Bi	Ca	Cd	Ce	Co	Cr
	Units	kg	ppm	ppm	%	ppm	ppm	ppm	ppm	ppm	ppm	%	ppm	ppm	ppm	ppm
	LOR	0.02	0.001	0.01	0.01	0.1	0.2	10	10	0.05	0.01	0.01	0.01	0.02	0.1	1
ZZ42942		0.11	0.009	1.75	1.59	105.0	<0.2	<10	80	0.61	0.26	0.11	0.28	13.15	6.2	15
ZZ42943		0.22	0.005	1.82	2.79	106.5	<0.2	<10	190	0.99	0.49	0.30	0.30	24.9	13.0	25
ZZ42944		0.12	0.012	1.69	2.87	134.0	<0.2	<10	120	1.32	0.57	0.21	0.28	30.4	12.3	26
ZZ42945		0.14	0.009	1.73	2.68	160.5	<0.2	<10	110	1.02	0.52	0.24	0.28	24.2	8.0	20
ZZ42946		0.15	0.008	1.01	1.96	50.4	<0.2	<10	80	0.51	0.24	0.13	0.21	13.40	5.1	13
ZZ42947		0.14	0.004	1.15	2.23	41.5	<0.2	<10	140	0.69	0.31	0.29	1.38	19.05	9.5	22
ZZ42948		0.18	0.004	0.76	2.33	59.2	<0.2	<10	210	1.02	0.27	0.67	0.47	19.10	19.2	23
ZZ42949		0.17	0.003	0.34	1.04	16.3	<0.2	<10	110	0.35	0.11	0.31	0.21	10.50	3.4	12
ZZ42950		0.12	0.011	0.80	2.05	46.0	<0.2	<10	170	0.71	0.26	0.33	0.31	16.70	7.5	23
ZZ42951		0.13	0.005	0.63	2.22	33.6	<0.2	<10	180	0.81	0.26	0.48	0.33	16.50	9.9	22
ZZ42952		0.19	0.003	0.57	3.12	58.7	<0.2	<10	280	1.80	0.36	0.81	0.46	25.3	18.0	38
ZZ42953		0.14	0.003	0.29	1.78	32.8	<0.2	<10	120	0.90	0.22	0.85	0.29	14.05	9.4	24
ZZ42954		0.19	0.008	0.66	2.46	87.8	<0.2	<10	270	1.21	0.31	1.01	0.41	25.1	12.5	27
ZZ42955		0.22	0.005	0.57	2.24	53.6	<0.2	<10	290	0.93	0.26	1.09	0.45	19.50	10.7	32
ZZ42956		0.28	0.005	0.58	2.76	142.0	<0.2	<10	290	0.97	0.36	0.71	0.64	22.1	13.7	35
ZZ42957		0.19	0.005	0.71	3.37	94.5	<0.2	<10	260	1.34	0.45	1.05	1.05	24.8	22.0	37
ZZ42958		0.17	0.011	0.59	2.99	65.0	<0.2	<10	280	1.18	0.35	0.49	0.47	27.2	19.1	35
ZZ42959		0.14	0.006	0.64	2.41	45.9	<0.2	<10	170	1.59	0.27	0.51	0.31	19.75	19.6	26
ZZ42960		0.12	0.003	0.56	1.90	60.0	<0.2	<10	130	0.90	0.24	0.35	0.34	15.90	12.8	20
ZZ42961		0.14	0.013	0.77	2.76	100.5	<0.2	<10	220	1.65	0.40	0.31	0.35	23.2	22.4	24
ZZ42962		0.11	0.002	0.27	1.53	23.4	<0.2	<10	130	0.54	0.15	0.17	0.14	11.45	5.4	14
ZZ42963		0.15	0.004	0.34	1.37	24.1	<0.2	<10	120	0.53	0.14	0.72	0.23	11.60	9.3	14
ZZ42964		0.15	0.003	0.96	1.85	36.1	<0.2	<10	150	0.79	0.25	1.30	0.46	18.25	13.9	18
ZZ42965		0.14	0.004	0.48	2.44	121.5	<0.2	<10	130	1.00	0.24	0.44	0.38	22.2	29.0	24
ZZ42966		0.14	0.001	0.04	0.23	1.3	<0.2	<10	10	0.07	0.02	0.05	0.20	1.34	1.0	2
ZZ42967		0.21	0.002	0.45	2.69	106.5	<0.2	<10	100	1.91	0.20	1.08	0.07	31.4	18.8	32
ZZ42968		0.17	0.012	0.76	2.88	50.5	<0.2	<10	410	1.52	0.28	1.41	0.51	29.7	16.0	32
ZZ42969		0.14	0.004	0.31	3.45	52.4	<0.2	<10	180	1.11	0.28	1.74	0.22	20.6	19.5	38
ZZ42970		0.11	0.007	0.23	1.76	12.3	<0.2	<10	100	0.53	0.41	1.24	0.47	12.20	9.5	17
ZZ42971		0.13	0.005	0.22	1.67	29.6	<0.2	<10	140	0.53	0.15	1.27	0.27	13.80	8.5	18
ZZ42972		0.17	0.005	0.67	2.02	35.0	<0.2	<10	150	0.84	0.65	0.86	0.58	21.3	13.9	21
ZZ42973		0.24	0.022	0.78	2.58	59.4	<0.2	<10	160	0.74	0.30	0.17	0.16	27.1	9.3	30
ZZ42974		0.15	0.002	0.12	0.59	5.5	<0.2	<10	20	0.11	0.07	0.07	0.04	3.14	1.5	3
ZZ42975		0.23	0.009	0.41	3.74	97.1	<0.2	<10	340	1.42	0.29	0.61	0.28	35.9	13.0	43
ZZ42976		0.19	0.003	0.68	3.77	139.0	<0.2	<10	220	1.23	0.21	1.39	0.48	25.4	21.5	34
ZZ42977		0.13	0.003	0.56	1.66	42.0	<0.2	<10	140	0.67	0.18	0.47	0.15	26.4	9.1	19
ZZ42978		0.17	0.003	0.38	2.16	22.4	<0.2	<10	200	0.79	0.20	0.85	0.32	29.1	11.8	28
ZZ42979		0.25	0.005	0.69	2.91	91.3	<0.2	<10	220	1.50	0.27	0.64	0.61	36.4	10.7	34
ZZ42980		0.17	0.002	0.18	1.21	13.8	<0.2	<10	40	0.37	0.09	0.09	0.05	10.15	3.3	11
ZZ42981		Not Recvd														

***** See Appendix Page for comments regarding this certificate *****

ALS Canada Ltd.
2103 Dollarton Hwy
North Vancouver BC V7H 0A7
Phone: 604 984 0221 Fax: 604 984 0218 www.alsglobal.com

To: **SILVER RANGE RESOURCES LTD.**
C/O ARCHER, CATHRO & ASSOCIATES (1981) LIMITED
1016-510 W HASTINGS ST
VANCOUVER BC V6B 1L8

Finalized Date: 16-SEP-2012
Account: RANSIL

Project: KEG (Group 6)

CERTIFICATE OF ANALYSIS WH12199287

Sample Description	Method	ME-MS41	ME-MS41	ME-MS41	ME-MS41	ME-MS41	ME-MS41	ME-MS41	ME-MS41	ME-MS41	ME-MS41	ME-MS41	ME-MS41	ME-MS41	ME-MS41	ME-MS41
	Analyte	Cs	Cu	Fe	Ga	Ge	Hf	Hg	In	K	La	Li	Mg	Mn	Mo	Na
	Units	ppm	ppm	%	ppm	ppm	ppm	ppm	ppm	%	ppm	ppm	%	ppm	ppm	%
	LOR	0.05	0.2	0.01	0.05	0.05	0.02	0.01	0.005	0.01	0.2	0.1	0.01	5	0.05	0.01
ZZ42942		5.91	36.8	2.50	4.90	<0.05	0.02	0.08	0.023	0.07	7.3	11.1	0.39	81	1.54	0.03
ZZ42943		11.20	56.5	4.21	7.50	0.05	0.04	0.06	0.038	0.13	13.7	23.6	0.77	139	2.32	0.04
ZZ42944		10.85	106.5	4.28	7.40	0.06	0.04	0.10	0.037	0.11	13.3	23.1	0.78	147	3.12	0.03
ZZ42945		9.89	73.4	5.25	6.47	0.06	0.03	0.07	0.059	0.12	12.2	17.5	0.61	111	2.49	0.03
ZZ42946		5.96	32.5	2.90	4.48	<0.05	0.03	0.06	0.019	0.07	7.4	10.2	0.39	58	1.44	0.02
ZZ42947		9.45	27.1	3.13	6.53	0.05	0.02	0.07	0.058	0.09	10.6	19.4	0.76	138	1.88	0.02
ZZ42948		8.52	30.6	2.96	6.87	<0.05	0.02	0.06	0.030	0.09	10.5	20.8	0.73	444	2.02	0.04
ZZ42949		4.36	13.3	1.24	3.96	<0.05	<0.02	0.03	0.010	0.08	5.8	9.5	0.37	72	0.64	0.03
ZZ42950		8.07	26.3	2.01	6.59	<0.05	0.02	0.06	0.027	0.11	9.9	19.7	0.71	151	1.27	0.03
ZZ42951		9.07	25.4	2.47	6.56	0.05	0.02	0.05	0.021	0.15	9.8	19.2	0.76	207	1.32	0.03
ZZ42952		18.00	31.7	3.70	9.63	0.06	0.04	0.07	0.025	0.24	13.7	32.7	1.13	344	1.47	0.05
ZZ42953		9.44	16.9	2.08	6.38	<0.05	0.02	0.04	0.014	0.13	7.6	16.3	0.61	208	0.99	0.03
ZZ42954		9.86	40.2	3.13	6.49	0.06	0.08	0.07	0.025	0.17	14.1	21.9	0.86	428	1.88	0.04
ZZ42955		7.69	25.9	2.56	7.05	0.06	0.06	0.05	0.026	0.14	10.6	25.3	0.93	346	1.76	0.04
ZZ42956		10.15	35.1	3.50	8.15	0.06	0.05	0.04	0.029	0.21	11.1	32.0	1.23	379	2.35	0.06
ZZ42957		15.25	40.5	4.47	9.64	0.07	0.04	0.06	0.040	0.27	10.5	42.5	1.49	643	2.08	0.04
ZZ42958		13.35	45.2	3.66	8.15	0.06	0.04	0.06	0.029	0.16	14.5	30.7	1.06	395	2.38	0.03
ZZ42959		15.85	40.6	3.36	5.83	0.06	0.02	0.09	0.019	0.16	10.1	21.2	0.68	220	1.67	0.03
ZZ42960		10.40	41.6	2.23	5.09	<0.05	0.02	0.07	0.020	0.08	8.0	16.1	0.53	212	1.12	0.04
ZZ42961		15.35	66.5	4.78	5.94	0.05	0.06	0.06	0.027	0.17	11.5	23.9	0.78	224	2.19	0.05
ZZ42962		7.49	28.7	1.96	4.21	<0.05	<0.02	0.06	0.010	0.07	5.9	10.3	0.31	98	0.99	0.03
ZZ42963		4.79	18.5	1.86	3.86	<0.05	0.03	0.06	0.012	0.07	6.1	12.5	0.40	275	0.93	0.05
ZZ42964		6.48	35.0	2.56	4.91	0.05	0.05	0.06	0.031	0.06	9.8	18.7	0.53	483	1.11	0.07
ZZ42965		9.79	38.9	3.45	6.50	<0.05	0.03	0.08	0.021	0.06	11.3	23.6	0.63	485	1.32	0.04
ZZ42966		0.46	1.9	0.46	1.13	<0.05	<0.02	0.01	<0.005	0.02	0.7	0.5	0.03	23	0.17	0.04
ZZ42967		27.7	40.4	3.96	7.43	0.06	0.06	0.03	0.015	0.24	17.8	37.5	0.78	313	0.98	0.06
ZZ42968		16.35	39.3	3.52	7.82	0.08	0.05	0.06	0.030	0.17	17.2	35.4	0.98	596	3.04	0.07
ZZ42969		14.75	40.6	3.67	10.05	0.08	0.05	0.06	0.034	0.21	11.5	36.4	1.40	703	0.85	0.17
ZZ42970		5.71	19.4	1.78	5.06	<0.05	0.04	0.03	0.018	0.11	6.4	14.3	0.47	430	0.40	0.11
ZZ42971		5.49	23.3	1.95	4.94	0.05	0.04	0.05	0.016	0.07	7.2	15.8	0.53	407	0.92	0.09
ZZ42972		7.94	37.9	2.46	5.39	0.05	0.02	0.07	0.021	0.10	11.7	18.5	0.59	458	1.58	0.04
ZZ42973		12.75	75.4	7.39	7.87	0.07	0.04	0.09	0.025	0.16	12.9	26.7	0.81	249	1.76	0.03
ZZ42974		0.72	8.1	0.74	1.98	<0.05	<0.02	0.03	<0.005	0.02	1.6	1.2	0.05	30	0.25	0.04
ZZ42975		6.86	51.1	3.29	9.28	0.09	0.06	0.08	0.033	0.12	19.2	37.4	1.32	401	2.15	0.11
ZZ42976		8.72	56.7	4.94	8.84	0.07	0.05	0.05	0.042	0.10	12.6	32.3	1.11	852	1.89	0.13
ZZ42977		4.58	31.0	2.11	5.15	0.05	0.02	0.07	0.016	0.04	16.6	15.4	0.38	233	3.23	0.03
ZZ42978		5.00	41.3	2.41	6.33	0.05	0.03	0.05	0.025	0.06	19.1	21.7	0.63	501	1.62	0.06
ZZ42979		10.50	61.9	3.33	7.32	0.07	0.06	0.08	0.046	0.12	23.7	34.1	1.05	476	3.40	0.03
ZZ42980		4.24	27.4	1.84	2.96	<0.05	<0.02	0.04	0.006	0.05	5.4	6.5	0.19	81	0.73	0.03
ZZ42981																

***** See Appendix Page for comments regarding this certificate *****

ALS Canada Ltd.
2103 Dollarton Hwy
North Vancouver BC V7H 0A7
Phone: 604 984 0221 Fax: 604 984 0218 www.alsglobal.com

To: **SILVER RANGE RESOURCES LTD.**
C/O ARCHER, CATHRO & ASSOCIATES (1981) LIMITED
1016-510 W HASTINGS ST
VANCOUVER BC V6B 1L8

Finalized Date: 16-SEP-2012
Account: RANSIL

Project: KEG (Group 6)

CERTIFICATE OF ANALYSIS WH12199287

Sample Description	Method	ME-MS41	ME-MS41	ME-MS41	ME-MS41	ME-MS41	ME-MS41	ME-MS41	ME-MS41	ME-MS41	ME-MS41	ME-MS41	ME-MS41	ME-MS41	ME-MS41	ME-MS41
	Analyte	Nb	Ni	P	Pb	Rb	Re	S	Sb	Sc	Se	Sn	Sr	Ta	Te	Th
	Units	ppm	ppm	ppm	ppm	ppm	ppm	%	ppm	ppm	ppm	ppm	ppm	ppm	ppm	ppm
	LOR	0.05	0.2	10	0.2	0.1	0.001	0.01	0.05	0.1	0.2	0.2	0.2	0.01	0.01	0.2
ZZ42942		0.95	19.9	670	88.0	8.7	0.001	0.09	59.2	1.4	2.0	1.3	16.4	<0.01	0.15	1.2
ZZ42943		1.73	44.4	900	146.5	19.1	<0.001	0.14	84.8	3.5	3.0	2.2	43.5	<0.01	0.17	4.6
ZZ42944		1.38	45.8	940	131.0	15.8	0.001	0.23	83.8	3.2	3.2	1.7	29.3	<0.01	0.19	2.7
ZZ42945		1.38	33.6	860	131.0	14.1	<0.001	0.25	77.2	2.7	3.1	1.7	30.1	0.01	0.12	3.2
ZZ42946		1.00	22.0	780	46.8	8.4	<0.001	0.14	23.1	1.3	1.5	0.9	19.9	0.01	0.05	1.5
ZZ42947		1.29	32.3	800	132.0	16.9	<0.001	0.09	37.0	2.4	2.0	2.2	30.0	<0.01	0.06	2.0
ZZ42948		1.19	31.9	840	37.0	14.6	<0.001	0.10	9.18	2.4	1.2	1.4	53.8	<0.01	0.04	1.6
ZZ42949		0.73	10.7	490	10.2	12.7	<0.001	0.07	2.70	1.1	0.5	0.8	28.3	<0.01	0.01	0.6
ZZ42950		1.32	21.1	710	25.4	21.9	<0.001	0.09	7.08	2.0	1.4	1.8	41.5	<0.01	0.04	1.3
ZZ42951		1.57	21.7	710	23.6	21.8	<0.001	0.10	6.02	2.4	1.2	2.0	69.1	<0.01	0.03	1.9
ZZ42952		1.78	36.0	880	25.7	35.9	<0.001	0.14	6.15	4.3	1.2	1.6	118.0	<0.01	0.05	3.7
ZZ42953		0.96	17.0	770	16.1	25.1	<0.001	0.10	3.75	2.0	0.9	0.9	58.4	<0.01	0.03	1.1
ZZ42954		1.13	29.9	930	38.0	25.8	<0.001	0.09	9.33	3.1	1.5	1.1	66.0	<0.01	0.04	2.7
ZZ42955		1.26	29.6	840	29.0	20.7	<0.001	0.09	7.92	3.1	1.1	1.2	60.1	<0.01	0.04	2.7
ZZ42956		1.53	41.6	650	50.3	28.3	<0.001	0.06	16.65	3.9	1.3	1.6	50.9	<0.01	0.06	4.0
ZZ42957		1.78	53.5	940	60.4	31.1	<0.001	0.08	10.75	4.6	1.4	1.7	78.4	<0.01	0.04	3.9
ZZ42958		1.61	49.4	920	30.9	23.7	<0.001	0.08	9.84	3.5	1.5	1.4	42.8	<0.01	0.05	3.0
ZZ42959		1.54	45.5	920	16.4	20.1	0.001	0.15	5.08	2.0	1.1	1.0	54.2	0.01	0.03	1.3
ZZ42960		1.04	26.5	740	20.6	13.7	<0.001	0.11	1.96	1.7	0.7	1.0	33.2	<0.01	0.04	0.9
ZZ42961		2.01	51.6	630	26.5	19.0	<0.001	0.14	8.20	2.8	1.7	1.8	105.5	0.01	0.04	4.5
ZZ42962		0.80	14.8	700	9.5	8.9	<0.001	0.07	1.57	0.8	0.9	0.7	37.3	<0.01	0.03	0.3
ZZ42963		0.71	18.8	700	13.2	10.8	<0.001	0.09	1.83	1.2	0.7	0.7	43.8	<0.01	0.01	1.0
ZZ42964		0.97	33.5	790	65.6	11.4	<0.001	0.10	2.84	2.1	0.7	1.0	83.3	<0.01	0.02	1.5
ZZ42965		1.20	59.9	750	14.4	12.9	<0.001	0.10	2.21	2.7	1.8	1.0	41.6	<0.01	0.04	2.0
ZZ42966		0.23	1.4	150	1.6	1.5	<0.001	0.02	0.07	0.2	<0.2	<0.2	8.5	<0.01	<0.01	<0.2
ZZ42967		2.56	44.8	520	9.9	30.0	<0.001	0.12	4.15	3.0	1.2	2.7	131.5	<0.01	0.01	5.0
ZZ42968		1.23	39.8	1200	15.8	21.8	<0.001	0.09	6.72	3.6	1.4	1.7	257	<0.01	0.03	3.2
ZZ42969		1.47	40.4	650	10.9	31.2	<0.001	0.08	3.05	5.3	0.8	1.2	114.0	<0.01	0.01	2.9
ZZ42970		0.71	17.0	470	6.7	14.2	<0.001	0.07	1.62	2.1	0.7	0.5	58.2	<0.01	0.02	1.1
ZZ42971		0.80	17.9	710	7.6	11.1	<0.001	0.08	1.64	1.9	0.8	0.6	64.1	<0.01	<0.01	1.3
ZZ42972		0.90	26.7	900	130.5	14.7	<0.001	0.11	34.1	2.0	1.1	0.9	42.6	<0.01	0.09	1.2
ZZ42973		1.99	27.5	880	18.3	22.0	<0.001	0.24	6.81	3.7	2.1	1.3	26.8	0.01	0.08	3.1
ZZ42974		0.25	2.3	330	7.3	1.9	<0.001	0.04	1.54	0.1	0.2	0.2	8.5	<0.01	0.01	<0.2
ZZ42975		1.63	48.2	530	29.8	18.0	0.001	0.04	7.35	6.1	1.7	1.4	58.7	<0.01	0.09	6.4
ZZ42976		1.67	45.9	710	19.3	15.9	<0.001	0.12	7.65	5.4	1.8	1.6	88.2	0.01	0.08	4.0
ZZ42977		0.88	24.0	820	10.2	10.0	<0.001	0.10	2.14	1.6	1.4	0.6	30.7	<0.01	0.02	0.6
ZZ42978		1.03	34.6	1000	10.2	14.3	<0.001	0.10	1.47	3.4	1.7	0.7	42.7	<0.01	0.01	2.1
ZZ42979		1.27	44.0	1230	18.1	19.5	0.002	0.09	6.21	3.7	1.5	1.1	45.0	<0.01	0.05	2.9
ZZ42980		0.82	8.8	560	4.3	6.7	<0.001	0.09	1.28	0.6	0.7	0.4	11.2	<0.01	0.01	0.2
ZZ42981																

***** See Appendix Page for comments regarding this certificate *****

ALS Canada Ltd.
2103 Dollarton Hwy
North Vancouver BC V7H 0A7
Phone: 604 984 0221 Fax: 604 984 0218 www.alsglobal.com

To: **SILVER RANGE RESOURCES LTD.**
C/O ARCHER, CATHRO & ASSOCIATES (1981) LIMITED
1016-510 W HASTINGS ST
VANCOUVER BC V6B 1L8

Finalized Date: 16-SEP-2012
Account: RANSIL

Project: KEG (Group 6)

CERTIFICATE OF ANALYSIS WH12199287

Sample Description	Method	ME-MS41	ME-MS41	ME-MS41	ME-MS41	ME-MS41	ME-MS41	ME-MS41	ME-MS41
	Analyte	Ti	Tl	U	V	W	Y	Zn	Zr
	Units	%	ppm	ppm	ppm	ppm	ppm	ppm	ppm
	LOR	0.005	0.02	0.05	1	0.05	0.05	2	0.5
ZZ42942		0.030	0.20	0.93	28	0.19	4.22	136	0.9
ZZ42943		0.048	0.44	1.80	42	0.19	9.59	189	1.5
ZZ42944		0.039	0.36	2.24	43	0.20	12.95	160	1.5
ZZ42945		0.040	0.35	1.93	34	0.18	12.20	146	1.1
ZZ42946		0.027	0.21	1.28	23	0.18	4.68	75	1.2
ZZ42947		0.038	0.29	1.30	40	0.16	5.40	514	0.7
ZZ42948		0.041	0.33	1.50	40	0.14	6.84	174	0.9
ZZ42949		0.032	0.20	0.60	25	0.09	2.56	35	<0.5
ZZ42950		0.034	0.31	1.25	36	0.13	4.05	86	0.6
ZZ42951		0.051	0.29	1.10	35	0.14	4.71	85	0.8
ZZ42952		0.066	0.49	1.67	52	0.32	9.22	123	1.5
ZZ42953		0.042	0.28	0.90	35	0.13	4.42	63	0.7
ZZ42954		0.039	0.32	1.82	50	0.14	13.05	143	2.4
ZZ42955		0.050	0.33	1.26	52	0.22	6.01	110	1.8
ZZ42956		0.064	0.35	1.18	61	0.27	5.79	180	1.4
ZZ42957		0.072	0.31	1.28	62	0.15	7.75	228	1.6
ZZ42958		0.060	0.34	1.50	57	0.21	8.57	131	1.2
ZZ42959		0.049	0.31	1.34	38	0.29	5.49	87	0.6
ZZ42960		0.038	0.31	1.02	30	0.12	4.74	90	0.7
ZZ42961		0.057	0.36	1.70	39	0.22	6.64	155	1.8
ZZ42962		0.031	0.15	0.75	28	0.11	2.79	39	0.6
ZZ42963		0.034	0.20	0.78	28	0.11	3.48	53	1.0
ZZ42964		0.032	0.19	1.30	28	0.09	7.59	92	1.6
ZZ42965		0.045	0.24	2.36	36	0.14	8.18	90	1.0
ZZ42966		0.025	0.02	0.13	14	<0.05	0.28	8	<0.5
ZZ42967		0.043	0.54	1.72	30	0.19	9.44	42	2.7
ZZ42968		0.036	0.33	1.94	53	0.12	11.70	104	2.2
ZZ42969		0.076	0.37	1.24	45	0.10	9.75	75	1.8
ZZ42970		0.043	0.16	0.73	24	0.05	5.23	97	1.3
ZZ42971		0.043	0.19	0.98	31	0.06	4.95	61	1.4
ZZ42972		0.042	0.25	1.72	34	0.11	8.18	149	1.1
ZZ42973		0.062	0.35	1.98	46	0.23	7.67	71	1.0
ZZ42974		0.024	0.05	0.21	16	<0.05	0.74	8	<0.5
ZZ42975		0.079	0.41	2.03	71	0.21	17.15	121	1.9
ZZ42976		0.070	0.35	1.67	52	0.16	12.35	138	1.9
ZZ42977		0.034	0.22	1.70	33	0.13	8.91	53	0.5
ZZ42978		0.045	0.21	3.16	50	0.14	13.05	82	1.1
ZZ42979		0.050	0.29	6.64	48	0.22	17.85	215	1.5
ZZ42980		0.036	0.12	0.53	21	0.12	2.53	20	<0.5
ZZ42981									

***** See Appendix Page for comments regarding this certificate *****

ALS Canada Ltd.
2103 Dollarton Hwy
North Vancouver BC V7H 0A7
Phone: 604 984 0221 Fax: 604 984 0218 www.alsglobal.com

To: **SILVER RANGE RESOURCES LTD.**
C/O ARCHER, CATHRO & ASSOCIATES (1981) LIMITED
1016-510 W HASTINGS ST
VANCOUVER BC V6B 1L8

Finalized Date: 16-SEP-2012
Account: RANSIL

Project: KEG (Group 6)

CERTIFICATE OF ANALYSIS WH12199287

Sample Description	Method	WEI-21	Au-ICP21	ME-MS41	ME-MS41	ME-MS41	ME-MS41	ME-MS41	ME-MS41	ME-MS41	ME-MS41	ME-MS41	ME-MS41	ME-MS41	ME-MS41	ME-MS41
	Analyte	Recvd Wt.	Au	Ag	Al	As	Au	B	Ba	Be	Bi	Ca	Cd	Ce	Co	Cr
	Units	kg	ppm	ppm	%	ppm	ppm	ppm	ppm	ppm	ppm	%	ppm	ppm	ppm	ppm
	LOR	0.02	0.001	0.01	0.01	0.1	0.2	10	10	0.05	0.01	0.01	0.01	0.02	0.1	1
ZZ42982		0.18	0.002	0.38	1.96	19.4	<0.2	<10	150	0.92	0.25	0.66	0.10	26.1	17.6	25
ZZ42983		0.26	0.004	0.45	2.43	45.4	<0.2	<10	170	1.47	0.23	0.34	0.30	34.9	17.8	24
ZZ42984		0.18	0.002	0.45	0.46	2.1	<0.2	<10	60	0.24	0.05	0.23	3.60	4.17	2.0	6
ZZ42985		0.17	0.003	0.50	1.06	21.4	<0.2	<10	180	0.50	0.16	1.53	1.10	21.5	4.2	11
ZZ42986		0.15	0.004	0.45	0.85	7.7	<0.2	<10	170	0.35	0.14	1.42	2.97	12.90	4.0	9
ZZ42987		0.21	0.004	0.51	1.30	9.6	<0.2	<10	210	0.60	0.16	1.34	1.69	16.45	11.9	13
ZZ42988		0.20	0.003	0.19	0.74	13.9	<0.2	<10	140	0.22	0.28	0.11	0.32	14.90	2.1	10
ZZ42989		0.21	0.002	0.27	1.39	9.2	<0.2	<10	220	0.53	0.26	0.32	0.17	16.35	4.2	19
ZZ42990		0.20	0.006	0.24	2.02	11.0	<0.2	<10	200	0.61	0.31	0.98	0.65	17.00	5.8	20
ZZ42991		<0.02	0.001	0.18	1.10	14.2	<0.2	<10	150	0.36	0.19	0.21	0.70	11.60	3.4	12
ZZ42992		0.18	0.002	0.23	2.39	16.5	<0.2	<10	190	0.73	0.23	0.35	0.66	18.05	9.4	18
ZZ42993		0.24	0.004	0.43	1.51	28.5	<0.2	<10	320	0.62	0.23	0.69	0.55	22.7	8.1	22
ZZ42994		0.17	0.002	0.32	0.48	5.3	<0.2	<10	190	0.13	0.07	0.04	0.17	5.03	1.7	6
ZZ42995		0.14	0.001	0.15	0.43	7.9	<0.2	<10	210	0.09	0.11	0.04	0.10	5.75	2.4	8
ZZ42996		0.18	0.004	0.30	1.76	28.1	<0.2	<10	480	0.64	0.26	0.08	0.25	17.70	11.1	32
ZZ42997		0.19	0.001	0.31	0.93	20.4	<0.2	<10	1270	0.42	0.23	0.04	0.31	13.00	6.9	15
ZZ42998		0.30	0.003	0.32	1.36	18.4	<0.2	<10	680	0.58	0.27	0.10	0.68	22.8	11.2	23
ZZ42999		0.22	0.001	0.15	0.93	8.3	<0.2	<10	270	0.28	0.13	0.07	0.28	7.49	4.6	17
ZZ43000		0.17	0.001	0.24	0.55	5.7	<0.2	<10	340	0.16	0.12	0.05	0.30	6.72	2.8	8
ZZ42900		0.29	0.004	0.35	1.49	25.6	<0.2	<10	1440	0.60	0.25	0.10	0.26	16.65	9.7	30
ZZ42901		0.23	0.005	0.44	1.99	13.6	<0.2	<10	1410	0.88	0.26	0.14	0.40	22.4	30.3	30
ZZ42902		0.19	0.001	0.22	1.17	16.8	<0.2	<10	760	0.43	0.21	0.09	0.29	13.35	7.4	18
ZZ42903		0.26	0.005	0.56	2.04	41.2	<0.2	<10	570	0.62	0.34	0.06	0.28	17.50	7.1	33
ZZ42904		0.16	0.002	0.25	0.68	14.6	<0.2	<10	240	0.21	0.15	0.05	0.14	6.98	2.5	12
ZZ42905		0.27	0.003	0.32	1.25	31.1	<0.2	<10	220	0.28	0.26	0.11	0.28	14.10	3.8	24
ZZ42906		0.18	0.002	0.47	0.76	11.8	<0.2	<10	250	0.21	0.13	0.10	0.26	9.83	3.0	12
ZZ42907		0.27	0.002	0.71	1.13	20.1	<0.2	<10	380	0.29	0.20	0.14	0.33	14.75	4.5	21
ZZ42908		0.36	0.004	1.42	1.64	22.8	<0.2	<10	860	0.71	0.32	0.43	1.03	22.7	9.4	28
ZZ42909		0.30	0.004	0.51	1.28	23.6	<0.2	<10	420	0.43	0.24	0.55	1.03	22.2	8.4	29
ZZ42910		0.27	0.005	0.73	1.57	30.2	<0.2	<10	310	0.64	0.38	0.45	1.61	25.9	11.8	33
ZZ42911		0.26	0.004	0.53	2.12	23.2	<0.2	<10	240	0.62	0.23	0.45	0.57	18.60	7.7	41
ZZ42912		0.26	0.003	0.40	2.02	28.8	<0.2	<10	280	0.60	0.28	0.23	0.45	17.65	10.2	34
ZZ42913		0.14	0.013	0.50	0.50	1.5	<0.2	<10	60	0.21	0.04	1.30	0.49	4.19	2.3	6

***** See Appendix Page for comments regarding this certificate *****

ALS Canada Ltd.
2103 Dollarton Hwy
North Vancouver BC V7H 0A7
Phone: 604 984 0221 Fax: 604 984 0218 www.alsglobal.com

To: **SILVER RANGE RESOURCES LTD.**
C/O ARCHER, CATHRO & ASSOCIATES (1981) LIMITED
1016-510 W HASTINGS ST
VANCOUVER BC V6B 1L8

Finalized Date: 16-SEP-2012
Account: RANSIL

Project: KEG (Group 6)

CERTIFICATE OF ANALYSIS WH12199287

Sample Description	Method	ME-MS41	ME-MS41	ME-MS41	ME-MS41	ME-MS41	ME-MS41	ME-MS41	ME-MS41	ME-MS41	ME-MS41	ME-MS41	ME-MS41	ME-MS41	ME-MS41	ME-MS41
	Analyte	Cs	Cu	Fe	Ga	Ge	Hf	Hg	In	K	La	Li	Mg	Mn	Mo	Na
	Units	ppm	ppm	%	ppm	ppm	ppm	ppm	ppm	%	ppm	ppm	%	ppm	ppm	%
	LOR	0.05	0.2	0.01	0.05	0.05	0.02	0.01	0.005	0.01	0.2	0.1	0.01	5	0.05	0.01
ZZ42982		10.20	42.4	3.30	5.74	0.05	0.02	0.07	0.031	0.07	13.9	25.8	0.76	546	1.78	0.03
ZZ42983		9.81	63.1	3.48	5.45	0.05	<0.02	0.06	0.022	0.08	19.3	23.8	0.53	257	1.81	0.02
ZZ42984		1.06	65.2	0.66	1.67	<0.05	<0.02	0.03	0.008	0.04	2.7	2.9	0.09	35	0.67	0.03
ZZ42985		1.42	27.3	1.45	2.85	0.05	0.04	0.06	0.031	0.04	12.1	8.6	0.17	253	0.92	0.04
ZZ42986		1.38	28.4	0.99	2.38	<0.05	0.05	0.06	0.027	0.04	6.8	6.5	0.15	217	0.71	0.04
ZZ42987		1.95	47.3	1.60	3.15	<0.05	0.04	0.07	0.039	0.04	8.6	11.2	0.26	293	1.11	0.03
ZZ42988		1.50	14.1	1.61	4.53	<0.05	<0.02	0.03	0.016	0.05	8.1	3.6	0.07	54	3.35	0.02
ZZ42989		2.14	15.7	2.01	4.82	<0.05	<0.02	0.02	0.025	0.07	8.5	10.5	0.24	155	1.88	0.02
ZZ42990		2.58	16.6	2.04	5.55	<0.05	0.02	0.03	0.025	0.05	9.1	12.7	0.26	299	2.12	0.02
ZZ42991		2.26	12.1	1.49	4.20	<0.05	0.02	0.02	0.017	0.05	6.1	7.5	0.14	133	1.49	0.03
ZZ42992		1.94	22.2	2.56	5.95	<0.05	0.03	0.03	0.035	0.07	8.5	10.2	0.27	285	1.81	0.02
ZZ42993		2.18	31.0	1.99	4.89	0.07	0.05	0.05	0.030	0.07	11.5	15.0	0.37	261	2.59	0.02
ZZ42994		0.82	10.2	0.77	2.08	<0.05	<0.02	0.04	0.007	0.03	2.7	2.5	0.04	30	0.48	0.02
ZZ42995		0.79	11.2	1.17	2.73	<0.05	<0.02	0.05	0.007	0.04	3.0	2.6	0.07	53	0.90	0.02
ZZ42996		3.27	40.8	2.46	6.20	0.05	0.03	0.04	0.020	0.09	7.4	22.3	0.61	324	2.06	0.01
ZZ42997		1.65	55.7	2.40	5.34	0.05	<0.02	0.05	0.020	0.06	5.9	10.9	0.16	100	1.85	0.01
ZZ42998		2.35	33.2	2.64	6.27	0.05	<0.02	0.03	0.023	0.12	10.5	20.3	0.36	222	1.84	0.01
ZZ42999		1.95	15.1	1.37	4.20	<0.05	<0.02	0.02	0.012	0.08	3.8	11.6	0.30	154	1.65	0.02
ZZ43000		0.90	11.5	1.10	3.39	<0.05	<0.02	0.02	0.011	0.05	3.5	5.2	0.09	71	0.97	0.02
ZZ42900		2.69	71.9	2.52	6.40	<0.05	<0.02	0.05	0.027	0.13	7.3	19.8	0.49	252	2.27	<0.01
ZZ42901		2.51	108.0	2.93	5.76	0.05	<0.02	0.03	0.028	0.16	9.1	16.3	0.43	539	2.06	0.01
ZZ42902		1.50	22.9	1.88	4.26	<0.05	<0.02	0.04	0.016	0.07	6.1	10.8	0.28	252	1.24	0.01
ZZ42903		2.85	40.8	2.59	6.28	0.05	0.03	0.03	0.043	0.06	8.6	24.2	0.57	132	3.34	0.01
ZZ42904		1.19	22.0	1.26	3.19	<0.05	<0.02	0.04	0.017	0.04	3.8	6.7	0.18	55	1.76	0.01
ZZ42905		2.12	17.0	2.07	5.78	<0.05	<0.02	0.03	0.023	0.06	6.8	16.4	0.43	116	2.78	0.01
ZZ42906		1.16	18.0	1.00	2.63	<0.05	<0.02	0.05	0.014	0.05	4.8	6.0	0.20	68	1.06	0.02
ZZ42907		1.92	24.7	1.53	4.26	0.05	<0.02	0.06	0.019	0.06	7.0	11.1	0.42	132	2.04	0.02
ZZ42908		2.58	41.0	1.89	5.02	0.07	0.05	0.14	0.034	0.07	11.4	17.0	0.57	334	2.20	0.02
ZZ42909		1.96	31.3	2.22	3.93	0.07	0.05	0.05	0.026	0.11	11.2	14.6	0.66	306	2.55	0.02
ZZ42910		2.05	45.7	3.19	5.27	0.07	<0.02	0.06	0.040	0.17	13.7	16.3	0.57	372	6.44	0.02
ZZ42911		3.10	45.4	2.37	7.43	0.06	0.02	0.03	0.029	0.13	8.7	23.2	0.80	237	14.95	0.03
ZZ42912		2.85	31.1	2.32	6.09	0.06	0.04	0.04	0.026	0.10	8.5	22.3	0.86	201	5.09	0.01
ZZ42913		0.47	34.0	0.57	1.40	<0.05	0.03	0.04	0.005	0.03	2.4	2.2	0.07	29	1.87	0.03

***** See Appendix Page for comments regarding this certificate *****

ALS Canada Ltd.
2103 Dollarton Hwy
North Vancouver BC V7H 0A7
Phone: 604 984 0221 Fax: 604 984 0218 www.alsglobal.com

To: **SILVER RANGE RESOURCES LTD.**
C/O ARCHER, CATHRO & ASSOCIATES (1981) LIMITED
1016- 510 W HASTINGS ST
VANCOUVER BC V6B 1L8

Finalized Date: 16- SEP- 2012
Account: RANSIL

Project: KEG (Group 6)

CERTIFICATE OF ANALYSIS WH12199287

Sample Description	Method	ME-MS41	ME-MS41	ME-MS41	ME-MS41	ME-MS41	ME-MS41	ME-MS41	ME-MS41	ME-MS41	ME-MS41	ME-MS41	ME-MS41	ME-MS41	ME-MS41	ME-MS41
	Analyte	Nb	Ni	P	Pb	Rb	Re	S	Sb	Sc	Se	Sn	Sr	Ta	Te	Th
	Units	ppm	ppm	ppm	ppm	ppm	ppm	%	ppm	ppm	ppm	ppm	ppm	ppm	ppm	ppm
	LOR	0.05	0.2	10	0.2	0.1	0.001	0.01	0.05	0.1	0.2	0.2	0.2	0.01	0.01	0.2
ZZ42982		1.14	30.0	1050	10.6	13.1	0.001	0.10	3.64	2.2	0.8	0.9	32.9	<0.01	0.03	1.5
ZZ42983		1.62	54.4	770	12.1	13.8	<0.001	0.09	2.79	2.2	1.8	0.9	25.8	0.01	0.05	1.5
ZZ42984		0.26	12.1	440	3.9	5.8	<0.001	0.06	0.41	0.1	0.4	0.2	29.1	<0.01	0.02	<0.2
ZZ42985		0.54	22.0	710	14.2	4.0	<0.001	0.11	2.97	1.1	1.4	2.0	60.4	<0.01	0.01	0.8
ZZ42986		0.52	19.7	800	13.1	5.4	<0.001	0.12	1.43	0.7	1.0	0.7	55.5	<0.01	0.03	0.6
ZZ42987		0.68	54.1	930	27.5	6.9	<0.001	0.09	2.13	1.3	1.3	0.4	56.5	<0.01	0.03	0.9
ZZ42988		0.68	9.3	440	15.8	10.2	<0.001	0.04	1.55	0.6	0.6	0.7	22.3	<0.01	0.05	0.2
ZZ42989		1.13	16.7	540	25.8	10.8	<0.001	0.04	0.88	1.7	0.8	0.5	36.4	<0.01	0.05	1.3
ZZ42990		1.03	21.7	1000	17.3	8.9	<0.001	0.09	1.07	1.1	1.2	0.5	55.0	0.01	0.03	0.6
ZZ42991		0.98	10.9	300	13.8	8.2	<0.001	0.03	1.05	1.1	0.9	0.5	25.4	<0.01	0.02	1.2
ZZ42992		1.10	39.0	670	21.6	13.2	<0.001	0.06	1.58	1.9	1.0	0.5	39.4	0.01	0.04	2.6
ZZ42993		0.72	38.0	910	20.4	10.4	0.001	0.07	2.81	1.9	0.9	1.9	45.2	<0.01	0.03	1.3
ZZ42994		0.47	5.5	190	3.5	5.8	0.001	0.02	0.42	0.5	<0.2	0.3	6.8	<0.01	0.01	0.5
ZZ42995		0.47	7.2	300	5.3	5.4	<0.001	0.02	1.19	0.7	0.2	0.5	8.0	<0.01	0.02	0.3
ZZ42996		1.48	31.4	350	26.0	17.8	0.001	0.02	4.27	2.9	0.3	1.5	11.5	<0.01	0.05	2.5
ZZ42997		1.00	20.9	420	13.8	10.7	<0.001	0.04	3.35	1.8	0.4	1.4	11.9	<0.01	0.04	0.9
ZZ42998		1.32	26.2	360	14.1	25.8	0.001	0.02	3.49	2.7	0.4	1.1	23.1	<0.01	0.06	1.8
ZZ42999		0.81	14.4	240	8.8	16.2	0.001	0.01	1.28	1.4	<0.2	0.6	16.1	<0.01	0.04	0.5
ZZ43000		0.76	6.9	170	7.0	12.0	<0.001	0.01	1.03	0.8	<0.2	0.7	10.2	<0.01	0.03	0.7
ZZ42900		1.18	35.9	530	21.0	15.8	<0.001	0.04	6.04	3.5	0.9	1.4	26.8	<0.01	0.07	1.7
ZZ42901		1.08	47.7	460	14.7	24.5	<0.001	0.03	2.38	3.1	0.3	1.1	37.6	<0.01	0.05	1.2
ZZ42902		0.69	16.9	450	16.7	12.1	0.001	0.02	3.05	1.4	<0.2	0.9	14.4	<0.01	0.03	0.5
ZZ42903		1.58	32.5	340	58.4	11.8	0.001	0.02	10.05	3.3	1.3	2.4	12.2	<0.01	0.07	2.8
ZZ42904		0.44	11.2	440	16.7	6.8	<0.001	0.02	3.57	0.8	0.4	0.9	9.6	<0.01	0.05	0.3
ZZ42905		0.87	15.4	710	25.8	14.1	0.001	0.01	4.40	1.6	0.7	1.3	14.5	<0.01	0.07	0.6
ZZ42906		0.27	9.9	450	11.0	8.0	<0.001	0.02	2.32	0.5	<0.2	0.7	12.2	<0.01	0.03	<0.2
ZZ42907		0.36	18.1	550	18.5	11.3	<0.001	0.02	3.39	1.0	0.9	0.9	17.0	<0.01	0.04	0.2
ZZ42908		0.71	32.3	980	39.4	12.7	0.001	0.04	3.40	3.4	2.3	1.4	38.4	<0.01	0.06	1.9
ZZ42909		0.95	29.9	1190	22.8	12.0	0.002	0.02	3.32	3.3	0.7	1.0	40.9	<0.01	0.05	3.8
ZZ42910		0.79	38.2	850	16.6	26.2	0.002	0.05	4.21	3.7	0.9	1.0	41.5	<0.01	0.07	1.8
ZZ42911		1.02	35.9	780	19.3	22.3	0.002	0.07	3.57	3.4	2.8	1.2	55.0	<0.01	0.07	2.3
ZZ42912		1.29	36.8	680	21.7	20.4	0.001	0.02	3.11	3.1	1.3	1.2	25.2	<0.01	0.06	3.5
ZZ42913		0.26	11.8	420	2.0	3.0	0.004	0.08	0.92	0.5	6.1	0.2	31.6	<0.01	0.03	0.3

***** See Appendix Page for comments regarding this certificate *****

ALS Canada Ltd.
2103 Dollarton Hwy
North Vancouver BC V7H 0A7
Phone: 604 984 0221 Fax: 604 984 0218 www.alsglobal.com

To: **SILVER RANGE RESOURCES LTD.**
C/O ARCHER, CATHRO & ASSOCIATES (1981) LIMITED
1016- 510 W HASTINGS ST
VANCOUVER BC V6B 1L8

Finalized Date: 16- SEP- 2012
Account: RANSIL

Project: KEG (Group 6)

CERTIFICATE OF ANALYSIS WH12199287

Sample Description	Method	ME-MS41	ME-MS41	ME-MS41	ME-MS41	ME-MS41	ME-MS41	ME-MS41	ME-MS41
	Analyte	Ti	Tl	U	V	W	Y	Zn	Zr
	Units	%	ppm	ppm	ppm	ppm	ppm	ppm	ppm
	LOR	0.005	0.02	0.05	1	0.05	0.05	2	0.5
ZZ42982		0.041	0.24	1.78	41	0.20	6.40	55	0.7
ZZ42983		0.050	0.21	2.24	35	0.24	11.25	65	<0.5
ZZ42984		0.015	0.05	1.42	19	0.06	2.22	159	<0.5
ZZ42985		0.012	0.07	1.88	34	0.12	9.88	127	1.4
ZZ42986		0.015	0.07	1.05	26	0.09	6.39	200	1.6
ZZ42987		0.021	0.07	1.57	35	0.14	9.67	284	1.3
ZZ42988		0.030	0.09	0.57	62	0.44	2.21	45	<0.5
ZZ42989		0.034	0.11	1.18	57	0.29	5.40	74	<0.5
ZZ42990		0.027	0.17	1.51	51	0.26	6.46	119	0.5
ZZ42991		0.030	0.07	0.63	41	0.20	2.58	76	0.6
ZZ42992		0.039	0.12	1.29	54	0.24	5.60	171	1.2
ZZ42993		0.027	0.14	1.72	61	0.33	8.31	138	1.5
ZZ42994		0.029	0.05	0.19	20	0.10	0.93	18	0.5
ZZ42995		0.037	0.05	0.22	33	0.15	0.97	28	<0.5
ZZ42996		0.064	0.22	0.67	76	0.30	3.78	87	1.1
ZZ42997		0.037	0.12	0.42	48	0.28	2.49	76	<0.5
ZZ42998		0.055	0.15	0.53	57	0.26	3.64	109	<0.5
ZZ42999		0.050	0.10	0.42	44	0.19	1.72	57	<0.5
ZZ43000		0.042	0.06	0.25	31	0.16	1.09	39	<0.5
ZZ42900		0.050	0.19	0.67	60	0.24	4.05	113	0.6
ZZ42901		0.063	0.15	0.88	53	0.29	6.26	188	<0.5
ZZ42902		0.040	0.12	0.45	50	0.19	2.47	74	<0.5
ZZ42903		0.049	0.24	0.72	95	0.32	4.83	111	1.8
ZZ42904		0.026	0.11	0.36	46	0.14	1.67	52	<0.5
ZZ42905		0.042	0.16	0.50	85	0.29	3.07	91	<0.5
ZZ42906		0.023	0.13	0.50	30	0.13	2.40	47	<0.5
ZZ42907		0.028	0.17	0.68	51	0.16	3.66	78	<0.5
ZZ42908		0.027	0.25	1.79	67	0.17	12.05	147	1.5
ZZ42909		0.053	0.19	1.02	63	0.23	7.86	159	2.0
ZZ42910		0.047	0.19	1.53	78	0.61	7.78	218	0.6
ZZ42911		0.047	0.28	1.58	125	0.20	8.60	143	1.2
ZZ42912		0.054	0.26	0.87	77	0.38	5.02	123	2.1
ZZ42913		0.021	0.05	1.64	18	0.05	2.61	25	1.2

***** See Appendix Page for comments regarding this certificate *****

ALS Canada Ltd.
2103 Dollarton Hwy
North Vancouver BC V7H 0A7
Phone: 604 984 0221 Fax: 604 984 0218 www.alsglobal.com

To: **SILVER RANGE RESOURCES LTD.**
C/O ARCHER, CATHRO & ASSOCIATES (1981) LIMITED
1016- 510 W HASTINGS ST
VANCOUVER BC V6B 1L8

Finalized Date: 16- SEP- 2012
Account: RANSIL

Project: KEG (Group 6)

CERTIFICATE OF ANALYSIS WH12199287

Method	CERTIFICATE COMMENTS
ME- MS41	Gold determinations by this method are semi- quantitative due to the small sample weight used (0.5g).

ALS Canada Ltd.
2103 Dollarton Hwy
North Vancouver BC V7H 0A7
Phone: 604 984 0221 Fax: 604 984 0218 www.alsglobal.com

To: **SILVER RANGE RESOURCES LTD.**
C/O ARCHER, CATHRO & ASSOCIATES (1981) LIMITED
1016-510 W HASTINGS ST
VANCOUVER BC V6B 1L8

Finalized Date: 12-SEP-2012
Account: RANSIL

CERTIFICATE WH12199288

Project: SNAP - Group 5

P.O. No.: Batch 36

This report is for 36 Drill Core samples submitted to our lab in Whitehorse, YT, Canada on 24-AUG-2012.

The following have access to data associated with this certificate:

MATT DUMALA	JOAN MARIACHER	HEATHER SMITH

SAMPLE PREPARATION

ALS CODE	DESCRIPTION
WEI-21	Received Sample Weight
LOG-22	Sample login - Rcd w/o BarCode
CRU-31	Fine crushing - 70%<2mm
CRU-QC	Crushing QC Test
SPL-21	Split sample - riffle splitter
PUL-QC	Pulverizing QC Test
PUL-31	Pulverize split to 85%<75 um
LOG-22d	Sample login - Rcd w/o BarCode dup
SPL-21d	Split sample - duplicate
PUL-31d	Pulverize Split - duplicate
LOG-23	Pulp Login - Rcvd with Barcode

ANALYTICAL PROCEDURES

ALS CODE	DESCRIPTION	INSTRUMENT
Au-AA24	Au 50g FA AA finish	AAS
ME-OG62	Ore Grade Elements - Four Acid	ICP-AES
Sn-XRF05	Sn-Trace Level XRF Analysis	XRF
ME-MS61	48 element four acid ICP-MS	
Pb-OG62	Ore Grade Pb - Four Acid	VARIABLE
Zn-OG62	Ore Grade Zn - Four Acid	VARIABLE
W-XRF05	Trace Level W XRF Analysis	XRF

To: **SILVER RANGE RESOURCES LTD.**
ATTN: JOAN MARIACHER
C/O ARCHER, CATHRO & ASSOCIATES (1981) LIMITED
1016-510 W HASTINGS ST
VANCOUVER BC V6B 1L8

This is the Final Report and supersedes any preliminary report with this certificate number. Results apply to samples as submitted. All pages of this report have been checked and approved for release.

***** See Appendix Page for comments regarding this certificate *****

Signature: 

Colin Ramshaw, Vancouver Laboratory Manager

ALS Canada Ltd.
2103 Dollarton Hwy
North Vancouver BC V7H 0A7
Phone: 604 984 0221 Fax: 604 984 0218 www.alsglobal.com

To: **SILVER RANGE RESOURCES LTD.**
C/O ARCHER, CATHRO & ASSOCIATES (1981) LIMITED
1016-510 W HASTINGS ST
VANCOUVER BC V6B 1L8

Finalized Date: 12-SEP-2012
Account: RANSIL

Project: SNAP - Group 5

CERTIFICATE OF ANALYSIS WH12199288

Sample Description	Method	WEI-21	Au-AA24	Sn-XRF05	ME-MS61	ME-MS61	ME-MS61	ME-MS61	ME-MS61	ME-MS61	ME-MS61	ME-MS61	ME-MS61	ME-MS61	ME-MS61	ME-MS61
	Analyte	Recvd Wt.	Au	Sn	Ag	Al	As	Ba	Be	Bi	Ca	Cd	Ce	Co	Cr	Cs
	Units	kg	ppm	ppm	ppm	%	ppm	ppm	ppm	ppm	%	ppm	ppm	ppm	ppm	ppm
	LOR	0.02	0.005	5	0.01	0.01	0.2	10	0.05	0.01	0.01	0.02	0.01	0.1	1	0.05
M653316		0.47	0.005	129	5.45	6.99	67.3	130	5.03	1.16	0.03	0.40	58.8	1.3	9	18.45
M653317		1.01	<0.005	75	2.94	7.44	230	130	4.17	0.55	0.04	1.89	66.0	5.6	8	32.5
M653318		4.57	<0.005	32	2.16	8.28	34.8	200	6.44	0.68	0.05	4.54	66.0	2.1	9	24.0
M653319		3.17	<0.005	66	5.11	7.81	63.9	110	5.64	0.67	0.03	4.50	63.2	2.3	11	26.9
M653320		0.93	<0.005	32	3.51	7.62	181.0	100	4.99	0.60	0.01	4.21	65.8	1.6	9	23.2
M653321		1.51	0.159	56	2.26	5.87	452	100	3.24	0.66	0.01	2.84	47.2	1.6	10	27.1
M653322		3.51	0.638	134	3.84	5.57	3120	90	3.25	0.78	0.01	3.28	41.8	2.8	17	20.4
M653323		1.90	<0.005	17	1.96	7.88	230	310	4.72	2.93	0.06	7.35	51.1	3.4	10	20.5
M653324		0.26	0.093	7	61.3	4.83	2490	580	0.86	3.79	6.71	126.5	27.6	14.6	39	2.92
M653325		3.25	<0.005	8	0.35	7.60	39.0	440	5.24	0.51	0.14	1.89	64.7	5.7	10	22.1
M653326		2.90	<0.005	7	0.14	7.41	83.3	550	4.46	0.58	0.09	0.92	64.5	2.3	9	18.30
M653327		1.94	<0.005	8	0.29	7.55	111.5	460	4.49	0.56	0.10	1.33	66.4	1.2	10	19.30
M653328		3.00	0.008	59	2.83	7.04	203	120	4.26	0.47	0.02	3.25	58.6	3.8	10	24.9
M653329		3.89	<0.005	47	2.48	7.80	27.2	120	5.88	0.48	0.11	8.81	62.4	2.1	11	24.2
M653330		1.75	<0.005	46	2.41	7.49	26.4	120	5.59	0.48	0.11	7.43	63.8	2.4	8	23.5
M653331		3.71	<0.005	182	2.45	7.44	99.5	110	5.44	0.70	0.06	13.45	63.5	4.1	9	26.6
M653332		3.06	0.184	116	2.56	7.02	684	130	4.82	0.60	0.05	15.95	66.9	4.1	11	22.6
M653333		2.51	0.333	168	2.06	6.72	1005	110	4.46	0.50	0.07	14.00	60.7	5.7	9	22.4
M653334		2.43	0.081	150	4.04	6.32	339	70	3.62	1.48	0.03	5.97	60.9	2.6	8	24.9
M653335		0.77	0.603	178	24.5	2.13	7180	30	2.46	2.67	0.02	53.6	14.60	6.0	13	11.35
M653336		3.02	<0.005	<5	0.01	0.14	<5	40	0.17	0.03	20.9	0.11	1.72	1.5	<1	0.46
M653337		0.72	0.009	232	4.48	4.97	215	60	3.21	1.54	0.10	40.3	41.3	4.7	9	18.00
M653338		1.53	0.015	1815	14.60	3.00	1450	40	2.24	7.14	0.07	48.7	25.3	8.6	9	10.05
M653339		0.80	0.246	1345	46.8	1.87	3070	30	1.83	6.86	0.04	72.3	14.10	6.2	7	5.69
M653340		0.26	0.100	8	59.4	4.81	2430	570	0.93	3.75	6.71	125.0	26.8	13.9	38	2.82
M653341		0.66	0.275	772	10.40	1.24	4690	40	1.64	1.98	0.03	33.6	6.39	5.8	14	12.15
M653342		1.86	0.023	2380	17.35	2.29	3470	40	1.73	9.56	0.04	55.9	18.50	12.1	9	6.04
M653343		2.17	0.024	3080	17.20	1.54	2090	30	1.09	14.15	0.04	98.4	11.85	8.1	5	4.09
M653344		1.85	0.013	1955	8.78	1.49	475	30	1.02	2.53	0.04	146.5	14.20	5.5	5	4.66
M653345		1.74	0.013	1770	19.45	0.16	742	10	0.92	8.98	0.02	37.6	4.56	32.3	<1	0.37
M653346		1.62	0.277	1595	17.65	0.19	2600	10	0.64	9.85	0.02	37.2	3.08	13.6	1	0.24
M653347		1.48	0.022	3740	15.15	1.11	597	30	1.13	5.61	0.03	58.2	8.28	11.9	4	3.47
M653348		<0.02	0.018	3670	15.05	1.13	528	30	1.06	5.60	0.03	62.7	8.87	11.3	6	3.57
M653349		1.05	0.007	3380	21.6	2.00	411	60	2.06	4.37	0.04	72.8	12.35	8.8	7	6.87
M653350		2.56	<0.005	5	0.04	0.06	<5	20	0.12	0.04	21.5	0.20	1.37	1.3	<1	0.14
M653351		2.34	<0.005	295	7.91	5.26	66.2	130	4.00	0.79	0.07	62.2	39.2	6.5	10	14.45

***** See Appendix Page for comments regarding this certificate *****

ALS Canada Ltd.
2103 Dollarton Hwy
North Vancouver BC V7H 0A7
Phone: 604 984 0221 Fax: 604 984 0218 www.alsglobal.com

To: **SILVER RANGE RESOURCES LTD.**
C/O ARCHER, CATHRO & ASSOCIATES (1981) LIMITED
1016-510 W HASTINGS ST
VANCOUVER BC V6B 1L8

Finalized Date: 12-SEP-2012
Account: RANSIL

Project: SNAP - Group 5

CERTIFICATE OF ANALYSIS WH12199288

Sample Description	Method	ME-MS61	ME-MS61	ME-MS61	ME-MS61	ME-MS61	ME-MS61	ME-MS61	ME-MS61	ME-MS61	ME-MS61	ME-MS61	ME-MS61	ME-MS61	ME-MS61	ME-MS61
	Analyte	Cu	Fe	Ga	Ge	Hf	In	K	La	Li	Mg	Mn	Mo	Na	Nb	Ni
	Units	ppm	%	ppm	ppm	ppm	ppm	%	ppm	ppm	%	ppm	ppm	%	ppm	ppm
	LOR	0.2	0.01	0.05	0.05	0.1	0.005	0.01	0.5	0.2	0.01	5	0.05	0.01	0.1	0.2
M653316		14.7	1.29	26.9	0.15	1.6	4.00	3.22	28.3	46.5	0.22	144	0.98	0.03	7.6	1.9
M653317		31.6	4.77	25.1	0.26	1.4	7.35	3.00	33.1	55.6	0.22	202	0.67	0.03	9.0	1.3
M653318		74.8	2.60	24.1	0.23	1.5	4.51	3.28	31.9	47.9	0.24	355	0.60	0.04	10.3	2.4
M653319		91.1	3.07	23.2	0.26	1.4	8.10	2.97	30.6	73.2	0.20	219	0.83	0.03	9.2	2.1
M653320		79.8	3.28	23.6	0.31	1.4	13.55	2.88	32.5	109.0	0.22	162	0.72	0.02	8.2	1.5
M653321		62.4	1.64	21.3	0.19	1.1	10.80	2.60	23.7	60.4	0.20	120	1.07	0.03	8.6	1.3
M653322		169.5	2.10	19.85	0.22	1.0	8.72	2.40	21.1	82.2	0.18	116	1.70	0.03	7.9	1.9
M653323		43.8	1.22	24.5	0.19	1.3	12.85	3.56	24.6	49.4	0.16	244	0.84	0.10	11.5	2.6
M653324		996	3.61	11.50	0.20	1.3	0.085	1.27	14.0	16.9	0.67	2730	5.75	1.18	4.6	25.9
M653325		21.0	1.96	24.8	0.23	1.3	1.090	3.56	31.2	40.3	0.18	1240	0.67	0.10	11.1	5.1
M653326		24.9	0.87	28.0	0.16	1.6	7.83	3.50	31.0	58.6	0.12	228	0.57	0.13	12.3	5.3
M653327		17.6	1.19	24.2	0.23	1.3	8.61	3.41	31.9	55.4	0.16	173	0.68	0.11	12.4	3.7
M653328		52.7	2.21	24.3	0.24	1.3	14.95	3.00	29.7	46.0	0.23	337	0.73	0.03	11.0	2.4
M653329		21.8	3.35	24.7	0.28	1.4	6.62	2.90	30.0	50.4	0.28	978	0.71	0.02	11.5	2.3
M653330		22.2	3.32	23.8	0.25	1.3	5.65	2.80	31.2	49.0	0.27	1060	0.49	0.02	11.4	2.4
M653331		27.9	4.46	23.8	0.29	1.4	5.76	3.16	31.1	29.3	0.23	357	0.78	0.03	12.0	3.0
M653332		60.1	2.91	23.1	0.27	1.4	5.58	3.14	32.4	35.3	0.26	416	0.61	0.02	10.5	3.0
M653333		41.2	3.54	21.8	0.27	1.4	4.46	3.03	30.0	33.1	0.23	480	0.55	0.02	10.6	3.0
M653334		81.3	2.47	22.9	0.22	1.3	4.21	2.69	30.0	35.9	0.20	266	0.62	0.02	11.0	2.4
M653335		477	9.53	9.26	0.28	0.3	11.40	0.77	7.1	104.5	0.05	281	3.21	0.01	2.8	3.2
M653336		2.3	0.49	0.60	0.29	<0.1	0.027	0.06	0.8	3.2	12.50	215	0.12	0.01	0.5	<0.2
M653337		102.0	4.88	17.85	0.24	0.9	12.55	2.01	20.7	58.2	0.20	161	0.76	0.02	6.9	2.9
M653338		415	13.60	11.55	0.39	0.5	14.80	1.19	12.2	34.8	0.09	338	0.63	0.01	3.8	5.1
M653339		959	12.50	7.41	0.39	0.3	16.00	0.72	6.6	48.6	0.05	550	1.57	0.01	2.4	3.4
M653340		976	3.61	10.85	0.18	1.3	0.078	1.27	13.6	17.7	0.67	2710	5.35	1.17	4.3	24.2
M653341		356	7.37	7.46	0.07	0.1	6.15	0.35	3.3	128.5	0.04	405	2.32	0.02	1.0	4.5
M653342		356	18.40	10.25	0.37	0.4	15.65	0.97	9.8	20.2	0.08	593	0.76	0.01	3.2	8.9
M653343		398	24.2	7.99	0.58	0.2	23.6	0.66	6.1	14.7	0.06	913	0.47	0.01	2.1	6.5
M653344		378	22.6	7.72	0.54	0.2	26.9	0.65	7.5	17.8	0.06	1240	0.46	0.01	2.2	5.5
M653345		1255	38.6	0.82	0.51	<0.1	8.53	0.03	2.0	2.9	<0.01	586	0.30	<0.01	0.7	23.1
M653346		1585	40.4	0.91	0.98	<0.1	5.93	0.03	1.4	2.5	<0.01	700	0.29	<0.01	1.0	11.3
M653347		822	23.2	5.44	0.53	0.2	9.60	0.47	4.4	17.4	0.04	558	0.40	0.01	1.7	11.2
M653348		760	22.9	5.59	0.53	0.2	10.30	0.48	4.7	18.6	0.04	550	0.59	0.01	1.7	10.7
M653349		501	16.85	8.92	0.35	0.4	12.15	0.91	6.5	25.5	0.07	505	0.58	0.01	2.7	7.2
M653350		3.1	0.50	0.32	<0.05	<0.1	0.027	0.02	0.7	1.3	12.90	215	0.12	<0.01	0.2	2.2
M653351		172.5	3.06	19.15	0.09	0.9	7.84	2.33	19.9	43.4	0.19	448	0.77	0.02	6.5	8.5

***** See Appendix Page for comments regarding this certificate *****

ALS Canada Ltd.
2103 Dollarton Hwy
North Vancouver BC V7H 0A7
Phone: 604 984 0221 Fax: 604 984 0218 www.alsglobal.com

To: **SILVER RANGE RESOURCES LTD.**
C/O ARCHER, CATHRO & ASSOCIATES (1981) LIMITED
1016-510 W HASTINGS ST
VANCOUVER BC V6B 1L8

Finalized Date: 12-SEP-2012
Account: RANSIL

Project: SNAP - Group 5

CERTIFICATE OF ANALYSIS WH12199288

Sample Description	Method	ME-MS61	ME-MS61	ME-MS61	ME-MS61	ME-MS61	ME-MS61	ME-MS61	ME-MS61	ME-MS61	ME-MS61	ME-MS61	ME-MS61	ME-MS61	ME-MS61	ME-MS61
	Analyte	P	Pb	Rb	Re	S	Sb	Sc	Se	Sn	Sr	Ta	Te	Th	Ti	Tl
	Units	ppm	ppm	ppm	ppm	%	ppm	ppm	ppm	ppm	ppm	ppm	ppm	ppm	%	ppm
	LOR	10	0.5	0.1	0.002	0.01	0.05	0.1	1	0.2	0.2	0.05	0.05	0.2	0.005	0.02
M653316		240	856	334	<0.002	0.22	21.0	5.5	1	61.9	48.4	0.78	<0.05	9.8	0.148	7.02
M653317		880	2470	336	<0.002	0.91	11.70	5.6	1	39.4	141.0	0.87	<0.05	18.0	0.184	6.99
M653318		590	1210	354	<0.002	0.34	5.27	6.7	2	29.6	74.5	1.14	<0.05	21.3	0.222	7.07
M653319		500	2050	300	<0.002	0.79	7.27	5.7	2	39.3	32.7	0.93	<0.05	17.7	0.202	6.85
M653320		540	2390	323	<0.002	0.49	11.35	5.3	2	30.9	22.7	0.83	<0.05	19.8	0.171	6.65
M653321		280	2070	296	<0.002	0.53	44.6	4.4	2	57.5	31.1	0.73	<0.05	11.3	0.159	7.51
M653322		140	1460	271	<0.002	1.79	73.8	4.2	2	74.5	37.2	1.04	0.05	13.4	0.122	6.61
M653323		640	1660	327	<0.002	0.35	6.78	4.7	2	14.9	48.9	1.41	<0.05	15.0	0.152	4.32
M653324		630	>10000	64.5	0.002	2.62	55.4	8.4	7	2.9	417	0.31	0.18	4.1	0.202	0.74
M653325		540	208	281	<0.002	0.14	2.89	5.9	2	5.5	66.6	1.02	<0.05	18.2	0.209	3.92
M653326		620	513	264	<0.002	0.10	5.20	6.7	1	6.4	80.3	1.13	<0.05	17.7	0.236	3.45
M653327		580	398	294	<0.002	0.23	5.10	6.1	1	8.6	73.9	1.25	<0.05	15.6	0.226	4.72
M653328		290	1535	367	<0.002	1.87	12.65	5.5	2	49.5	35.9	1.01	<0.05	14.9	0.207	7.59
M653329		560	1735	356	<0.002	0.50	5.76	5.9	2	31.2	114.0	1.06	<0.05	17.6	0.228	7.04
M653330		540	1585	348	<0.002	0.46	5.67	5.8	2	30.5	125.0	1.04	<0.05	17.5	0.221	6.78
M653331		600	1325	383	<0.002	2.43	8.29	5.4	2	76.9	104.0	2.01	<0.05	16.7	0.206	8.16
M653332		410	1465	403	0.002	2.23	46.6	5.2	2	92.4	139.5	0.96	<0.05	17.2	0.201	8.95
M653333		380	762	366	0.028	3.25	75.6	5.4	2	81.7	95.7	1.01	<0.05	16.5	0.199	10.10
M653334		190	1135	309	0.008	2.12	46.6	4.9	2	97.5	33.5	0.95	<0.05	11.3	0.191	9.11
M653335		130	>10000	97.5	0.005	>10.0	177.0	1.3	4	114.0	14.1	0.23	0.30	4.2	0.049	25.7
M653336		200	5.0	3.7	<0.002	<0.01	0.17	0.4	1	0.4	45.4	<0.05	<0.05	<0.2	0.006	0.04
M653337		140	900	226	0.002	5.38	32.0	3.2	2	102.5	25.7	0.65	<0.05	10.8	0.137	6.64
M653338		230	4060	127.0	0.002	>10.0	57.5	1.9	3	438	26.6	0.33	0.12	6.5	0.076	17.65
M653339		50	>10000	82.5	0.002	>10.0	124.5	1.2	5	414	9.9	0.20	0.22	3.6	0.045	17.80
M653340		620	>10000	60.9	0.003	2.61	53.1	7.9	7	3.0	416	0.31	0.17	4.0	0.198	0.76
M653341		100	3130	48.7	0.004	6.08	99.1	0.7	2	151.0	14.9	0.08	0.10	1.9	0.018	5.34
M653342		50	7570	116.0	0.002	>10.0	53.6	1.7	4	396	30.0	0.30	<0.05	4.2	0.061	10.40
M653343		30	5850	75.1	0.002	>10.0	38.1	1.3	6	378	14.9	0.18	<0.05	2.6	0.036	6.82
M653344		40	2400	70.9	<0.002	>10.0	36.8	1.3	7	252	24.5	0.18	<0.05	2.6	0.038	4.48
M653345		60	5910	3.2	0.003	>10.0	42.5	0.3	2	>500	5.0	<0.05	<0.05	0.4	<0.005	7.54
M653346		30	3870	3.8	0.002	>10.0	36.3	0.3	3	>500	5.9	<0.05	<0.05	<0.2	<0.005	1.64
M653347		30	4800	54.7	0.002	>10.0	25.4	1.1	3	>500	21.7	0.13	<0.05	1.8	0.026	4.14
M653348		30	4410	56.5	0.002	>10.0	24.8	1.1	4	>500	22.2	0.13	<0.05	1.8	0.026	4.29
M653349		120	>10000	108.5	0.002	>10.0	34.9	1.7	4	490	75.9	0.25	<0.05	3.7	0.052	4.69
M653350		200	12.6	1.5	<0.002	0.01	0.07	0.3	2	2.0	40.6	<0.05	<0.05	<0.2	<0.005	<0.02
M653351		470	4530	284	0.004	2.53	14.60	4.0	3	117.5	197.0	0.93	<0.05	10.2	0.134	5.48

***** See Appendix Page for comments regarding this certificate *****

ALS Canada Ltd.
2103 Dollarton Hwy
North Vancouver BC V7H 0A7
Phone: 604 984 0221 Fax: 604 984 0218 www.alsglobal.com

To: **SILVER RANGE RESOURCES LTD.**
C/O ARCHER, CATHRO & ASSOCIATES (1981) LIMITED
1016-510 W HASTINGS ST
VANCOUVER BC V6B 1L8

Finalized Date: 12-SEP-2012
Account: RANSIL

Project: SNAP - Group 5

CERTIFICATE OF ANALYSIS WH12199288

Sample Description	Method	ME-MS61	ME-MS61	ME-MS61	ME-MS61	ME-MS61	ME-MS61	Pb-OG62	Zn-OG62	W-XRF05
	Analyte	U	V	W	Y	Zn	Zr	Pb	Zn	W
	Units	ppm	ppm	ppm	ppm	ppm	ppm	%	%	ppm
	LOR	0.1	1	0.1	0.1	2	0.5	0.001	0.001	10
M653316		1.5	31	15.5	4.1	83	57.4			
M653317		2.9	34	15.5	4.8	367	53.5			
M653318		9.8	36	7.5	9.3	946	52.7			
M653319		4.4	35	4.6	5.4	1070	52.9			
M653320		4.2	32	5.6	4.6	926	53.9			
M653321		1.9	30	24.6	3.4	343	42.0			
M653322		4.6	20	12.4	3.8	519	36.3			
M653323		11.6	22	5.2	6.3	900	47.0			
M653324		1.8	62	9.1	12.6	>10000	45.2	1.970	2.11	
M653325		7.5	33	3.8	10.3	469	53.0			
M653326		8.2	35	4.6	8.3	196	59.9			
M653327		7.1	35	7.2	7.3	172	50.7			
M653328		6.2	31	15.6	5.8	634	50.8			
M653329		8.4	35	8.8	8.8	1550	52.1			
M653330		8.7	34	8.3	8.8	1360	50.6			
M653331		10.4	32	6.1	8.0	1500	50.2			
M653332		10.5	31	70.3	7.3	1540	52.4			
M653333		9.7	31	1850	7.8	1120	47.5			2170
M653334		5.8	28	470	6.0	1200	48.4			
M653335		6.4	8	156.0	2.5	>10000	12.6	1.295	1.200	
M653336		0.6	4	1.2	1.0	20	0.7			
M653337		5.5	21	61.8	4.6	6360	35.4			
M653338		6.0	12	43.4	5.2	9770	17.5			
M653339		3.6	7	45.1	5.0	>10000	11.8	2.51	1.745	
M653340		1.8	61	8.9	11.9	>10000	41.1	1.965	2.11	
M653341		5.4	7	117.0	1.7	3180	4.2			
M653342		4.2	12	28.4	3.9	>10000	14.5		1.145	
M653343		2.1	10	27.4	3.5	>10000	8.0		2.34	
M653344		1.8	10	8.2	3.5	>10000	8.6		3.61	
M653345		3.2	2	21.4	3.2	7160	<0.5			
M653346		1.9	6	29.2	3.0	7480	<0.5			
M653347		1.9	8	29.3	2.4	>10000	5.8		1.290	
M653348		1.8	8	21.9	2.4	>10000	6.0		1.300	
M653349		2.8	12	16.2	2.9	>10000	12.6	1.020	1.570	
M653350		0.5	3	0.2	0.9	55	<0.5			
M653351		8.8	24	20.3	7.1	>10000	33.2		1.055	

***** See Appendix Page for comments regarding this certificate *****

ALS Canada Ltd.
2103 Dollarton Hwy
North Vancouver BC V7H 0A7
Phone: 604 984 0221 Fax: 604 984 0218 www.alsglobal.com

To: **SILVER RANGE RESOURCES LTD.**
C/O ARCHER, CATHRO & ASSOCIATES (1981) LIMITED
1016- 510 W HASTINGS ST
VANCOUVER BC V6B 1L8

Page: Appendix 1
Total # Appendix Pages: 1
Finalized Date: 12- SEP- 2012
Account: RANSIL

Project: SNAP - Group 5

CERTIFICATE OF ANALYSIS WH12199288

Method	CERTIFICATE COMMENTS
ME-MS61	Interference: Samples with Ca>10%on ICP-MS As. ICP-AES As results reported (2 ppm DL)
ME-MS61	REE's may not be totally soluble in this method.

ALS Canada Ltd.

2103 Dollarton Hwy
North Vancouver BC V7H 0A7
Phone: 604 984 0221 Fax: 604 984 0218 www.alsglobal.com

To: **SILVER RANGE RESOURCES LTD.**
C/O ARCHER, CATHRO & ASSOCIATES (1981) LIMITED
1016-510 W HASTINGS ST
VANCOUVER BC V6B 1L8

Finalized Date: 11-SEP-2012
Account: RANSIL

CERTIFICATE WH12199289

Project: SNAP - Group 5

P.O. No.: Batch 37

This report is for 36 Drill Core samples submitted to our lab in Whitehorse, YT, Canada on 24-AUG-2012.

The following have access to data associated with this certificate:

MATT DUMALA	JOAN MARIACHER	HEATHER SMITH

SAMPLE PREPARATION

ALS CODE	DESCRIPTION
WEI-21	Received Sample Weight
LOG-22	Sample login - Rcd w/o BarCode
CRU-31	Fine crushing - 70%<2mm
CRU-QC	Crushing QC Test
SPL-21	Split sample - riffle splitter
PUL-QC	Pulverizing QC Test
PUL-31	Pulverize split to 85%<75 um
LOG-22d	Sample login - Rcd w/o BarCode dup
SPL-21d	Split sample - duplicate
PUL-31d	Pulverize Split - duplicate
LOG-23	Pulp Login - Rcvd with Barcode

ANALYTICAL PROCEDURES

ALS CODE	DESCRIPTION	INSTRUMENT
Au-AA24	Au 50g FA AA finish	AAS
ME-OG62	Ore Grade Elements - Four Acid	ICP-AES
Sn-XRF05	Sn-Trace Level XRF Analysis	XRF
ME-MS61	48 element four acid ICP-MS	
Pb-OG62	Ore Grade Pb - Four Acid	VARIABLE
Zn-OG62	Ore Grade Zn - Four Acid	VARIABLE
W-XRF05	Trace Level W XRF Analysis	XRF

To: **SILVER RANGE RESOURCES LTD.**
ATTN: JOAN MARIACHER
C/O ARCHER, CATHRO & ASSOCIATES (1981) LIMITED
1016-510 W HASTINGS ST
VANCOUVER BC V6B 1L8

This is the Final Report and supersedes any preliminary report with this certificate number. Results apply to samples as submitted. All pages of this report have been checked and approved for release.

***** See Appendix Page for comments regarding this certificate *****

Signature: 

Colin Ramshaw, Vancouver Laboratory Manager

ALS Canada Ltd.
2103 Dollarton Hwy
North Vancouver BC V7H 0A7
Phone: 604 984 0221 Fax: 604 984 0218 www.alsglobal.com

To: **SILVER RANGE RESOURCES LTD.**
C/O ARCHER, CATHRO & ASSOCIATES (1981) LIMITED
1016-510 W HASTINGS ST
VANCOUVER BC V6B 1L8

Finalized Date: 11-SEP-2012
Account: RANSIL

Project: SNAP - Group 5

CERTIFICATE OF ANALYSIS WH12199289

Sample Description	Method	WEI-21	Au-AA24	Sn-XRF05	ME-MS61	ME-MS61	ME-MS61	ME-MS61	ME-MS61	ME-MS61	ME-MS61	ME-MS61	ME-MS61	ME-MS61	ME-MS61	ME-MS61
	Analyte	Recvd Wt.	Au	Sn	Ag	Al	As	Ba	Be	Bi	Ca	Cd	Ce	Co	Cr	Cs
	Units	kg	ppm	ppm	ppm	%	ppm	ppm	ppm	ppm	%	ppm	ppm	ppm	ppm	ppm
	LOR	0.02	0.005	5	0.01	0.01	0.2	10	0.05	0.01	0.01	0.02	0.01	0.1	1	0.05
M653352		3.10	<0.005	280	11.50	4.74	98.1	140	3.29	1.01	0.13	62.5	35.1	7.0	8	13.55
M653353		4.34	<0.005	313	9.12	4.09	75.3	90	3.07	1.17	0.11	48.9	37.7	4.6	8	13.90
M653354		2.89	0.154	492	17.95	1.83	2500	40	1.97	7.89	0.06	110.5	13.45	7.4	7	7.67
M653355		2.74	0.138	591	12.50	2.01	2020	70	2.09	4.28	0.05	10.85	19.85	4.5	9	9.14
M653356		2.89	0.110	2230	22.7	0.78	1695	20	1.14	5.83	0.04	101.0	6.82	13.1	7	3.26
M653357		2.13	1.130	700	47.1	1.13	>10000	30	1.74	1.77	0.02	168.0	10.00	5.0	10	5.22
M653358		2.71	<0.005	<5	0.06	0.08	6	20	0.09	0.04	20.6	0.17	1.39	1.6	<1	0.25
M653359		4.90	0.022	450	6.21	3.44	562	100	3.44	1.15	0.08	37.9	31.0	4.9	8	17.20
M653360		1.16	0.085	3350	15.40	0.61	1495	40	0.68	6.40	0.02	313	5.99	17.2	3	2.99
M653361		0.26	0.090	6	61.4	4.69	2600	600	0.82	3.91	6.92	135.5	29.9	13.8	40	3.15
M653362		3.43	0.214	1320	10.45	3.08	4490	70	2.07	5.60	0.04	119.0	25.5	5.5	9	10.50
M653363		3.37	0.060	493	6.19	4.85	1310	80	3.24	2.86	0.05	142.5	29.8	7.1	8	20.6
M653364		3.11	0.005	636	4.79	5.73	46.9	150	3.48	2.25	0.12	133.5	39.6	8.2	8	21.4
M653365		1.28	0.009	646	4.70	5.45	48.7	150	3.20	2.07	0.04	135.5	27.9	7.8	7	20.7
M653366		3.74	<0.005	130	2.06	5.98	42.2	140	3.53	0.48	0.03	16.75	63.3	5.0	7	21.3
M653367		2.84	0.017	251	2.73	6.75	141.0	120	4.71	0.44	0.06	36.2	61.6	7.5	7	29.0
M653368		1.21	<0.005	270	1.96	3.75	29.0	100	3.63	1.08	0.04	10.15	39.2	4.3	7	18.05
M653369		3.99	0.007	378	2.79	5.25	64.1	90	3.62	0.88	0.08	27.2	47.9	6.0	7	19.85
M653370		1.21	0.031	1755	3.70	3.33	142.5	60	2.13	0.69	0.03	52.2	26.8	8.5	5	10.45
M653371		2.70	<0.005	5	0.01	0.07	<5	20	0.07	0.01	20.5	0.13	1.19	1.6	<1	0.26
M653372		2.35	1.165	812	2.22	5.20	2500	80	3.67	1.19	0.08	23.3	46.9	6.0	7	22.9
M653373		2.48	1.325	170	7.44	4.52	4840	80	2.96	0.73	0.05	35.4	40.7	6.5	8	17.55
M653374		2.01	0.011	435	4.62	2.85	105.5	60	2.31	0.61	0.08	57.7	25.3	6.9	5	10.50
M653375		1.82	0.214	64	1.82	5.79	1330	100	4.08	0.34	0.12	18.80	52.5	7.0	8	28.5
M653376		2.42	<0.005	11	1.76	7.24	436	170	4.05	0.82	0.02	0.41	70.2	9.4	7	54.9
M653377		1.32	0.557	22	3.24	6.37	1120	370	3.32	1.58	0.31	0.97	62.2	2.1	9	21.9
M653378		5.19	0.055	7	0.41	7.01	81.2	500	5.28	0.68	1.09	4.99	64.0	4.7	9	10.90
M653379		4.19	<0.005	9	0.33	7.57	8.6	520	4.81	0.46	1.14	0.72	65.2	5.2	9	10.80
M653380		2.73	<0.005	10	0.13	7.37	6.8	530	4.08	0.42	1.13	1.27	67.2	4.3	8	11.00
M653381		1.90	<0.005	24	0.52	7.27	26.5	380	4.43	0.62	0.34	2.37	47.7	4.6	6	19.10
M653382		2.80	<0.005	17	1.02	6.34	47.3	320	3.87	0.65	0.04	0.49	41.2	1.6	7	23.1
M653383		<0.02	<0.005	18	1.15	7.14	54.2	310	3.88	0.64	0.05	0.55	59.1	1.6	8	23.5
M653384		2.12	<0.005	13	0.59	7.20	41.3	490	3.97	0.55	0.17	0.73	73.5	4.0	8	19.65
M653385		2.20	<0.005	26	1.94	7.72	44.5	530	4.36	1.26	0.09	0.64	75.7	1.9	7	20.0
M653386		0.26	0.097	9	60.0	4.62	1890	580	0.78	3.76	6.65	128.0	29.0	13.3	39	2.91
M653387		1.75	<0.005	20	1.43	7.35	16.5	570	4.44	3.48	0.45	1.18	61.3	3.0	8	16.05

***** See Appendix Page for comments regarding this certificate *****

ALS Canada Ltd.
2103 Dollarton Hwy
North Vancouver BC V7H 0A7
Phone: 604 984 0221 Fax: 604 984 0218 www.alsglobal.com

To: **SILVER RANGE RESOURCES LTD.**
C/O ARCHER, CATHRO & ASSOCIATES (1981) LIMITED
1016-510 W HASTINGS ST
VANCOUVER BC V6B 1L8

Finalized Date: 11-SEP-2012
Account: RANSIL

Project: SNAP - Group 5

CERTIFICATE OF ANALYSIS WH12199289

Sample Description	Method	ME-MS61	ME-MS61	ME-MS61	ME-MS61	ME-MS61	ME-MS61	ME-MS61	ME-MS61	ME-MS61	ME-MS61	ME-MS61	ME-MS61	ME-MS61	ME-MS61	ME-MS61
	Analyte	Cu	Fe	Ga	Ge	Hf	In	K	La	Li	Mg	Mn	Mo	Na	Nb	Ni
	Units	ppm	%	ppm	ppm	ppm	ppm	%	ppm	ppm	%	ppm	ppm	%	ppm	ppm
	LOR	0.2	0.01	0.05	0.05	0.1	0.005	0.01	0.5	0.2	0.01	5	0.05	0.01	0.1	0.2
M653352		323	8.83	19.35	0.11	0.8	6.84	2.29	18.0	34.5	0.20	708	0.48	0.03	6.7	7.4
M653353		270	7.78	17.45	0.10	0.8	6.36	1.93	19.4	36.8	0.17	940	0.59	0.02	6.2	4.7
M653354		467	12.45	8.06	0.14	0.3	10.25	0.87	6.7	72.8	0.08	907	0.95	0.01	2.5	5.5
M653355		454	12.35	9.34	0.15	0.3	2.59	0.93	10.2	74.7	0.09	471	0.34	0.01	2.9	4.3
M653356		1040	22.3	3.49	0.34	0.1	19.35	0.32	3.5	25.5	0.04	824	0.44	0.01	1.5	15.0
M653357		1355	10.45	4.52	0.09	0.2	25.4	0.48	5.0	81.4	0.04	763	1.31	0.01	1.6	4.3
M653358		4.4	0.48	0.52	0.10	<0.1	0.017	0.04	0.7	1.6	12.25	210	0.16	<0.01	0.3	0.4
M653359		228	5.54	14.50	0.06	0.6	9.42	1.72	14.9	54.5	0.16	490	0.52	0.02	4.9	4.5
M653360		367	29.5	4.74	0.42	0.1	66.6	0.27	3.1	14.0	0.02	911	0.15	<0.01	1.3	17.7
M653361		1035	3.80	11.35	<0.05	1.3	0.176	1.41	14.8	21.0	0.69	2810	5.54	1.32	4.6	25.0
M653362		351	13.00	13.75	0.12	0.4	39.3	1.37	12.3	55.6	0.10	530	0.37	0.02	3.8	5.1
M653363		160.0	7.71	23.9	0.11	0.8	33.9	2.46	12.8	39.6	0.13	398	0.55	0.02	6.1	5.9
M653364		76.6	6.58	25.5	0.09	0.9	32.0	2.93	18.5	31.6	0.20	423	0.31	0.03	8.7	8.1
M653365		71.8	6.68	24.9	0.09	0.9	33.9	2.80	11.7	30.6	0.16	426	0.25	0.02	8.5	7.3
M653366		36.2	6.96	23.4	0.14	1.1	3.16	2.82	31.7	28.0	0.17	325	0.27	0.02	10.9	4.4
M653367		68.4	5.97	22.4	0.14	1.1	3.42	2.90	30.0	38.6	0.17	231	0.40	0.02	10.8	13.6
M653368		24.0	5.92	14.50	0.10	0.8	1.275	1.81	19.8	51.3	0.13	359	0.29	0.02	5.6	3.8
M653369		104.0	6.65	19.35	0.13	1.1	7.17	2.51	24.2	40.8	0.17	272	0.25	0.02	8.0	4.4
M653370		64.8	16.30	11.40	0.29	0.5	12.15	1.45	13.2	34.4	0.09	239	0.18	0.02	5.0	7.4
M653371		1.7	0.48	0.39	0.05	<0.1	0.008	0.04	0.6	1.5	12.30	210	0.21	<0.01	0.3	<0.2
M653372		59.4	6.55	20.0	0.11	0.9	2.53	2.42	23.6	60.4	0.19	199	0.48	0.02	7.9	6.1
M653373		244	7.73	17.90	0.11	0.8	5.20	2.15	20.3	72.5	0.17	344	1.13	0.02	6.8	4.2
M653374		116.0	13.50	10.70	0.20	0.5	19.45	1.34	12.5	33.9	0.11	298	0.18	0.01	4.3	3.9
M653375		54.8	3.76	21.7	0.07	1.1	1.650	2.74	26.3	76.6	0.27	859	0.98	0.02	9.7	5.7
M653376		25.2	2.59	25.5	0.08	1.3	2.66	2.88	36.8	86.9	0.28	95	0.56	0.06	11.4	2.1
M653377		232	1.62	23.2	0.09	1.3	2.83	3.35	31.9	84.5	0.26	145	0.61	0.67	10.4	1.7
M653378		51.0	1.81	26.0	0.12	1.3	0.494	3.38	31.7	70.5	0.37	360	0.35	2.27	11.8	4.0
M653379		25.1	1.86	27.3	0.13	1.2	0.093	3.67	31.5	72.3	0.39	353	0.52	2.55	12.1	4.5
M653380		15.0	1.80	26.5	0.14	1.2	0.124	3.54	33.4	60.4	0.40	300	0.34	2.42	12.6	3.5
M653381		50.4	1.82	23.8	0.10	1.0	1.545	4.03	23.3	47.9	0.19	629	0.20	0.86	10.8	5.0
M653382		19.0	1.50	24.3	0.09	1.2	3.10	4.07	19.0	39.9	0.18	175	0.38	0.10	10.9	1.9
M653383		19.5	1.62	24.8	0.10	1.3	3.53	4.11	28.8	39.8	0.20	184	0.39	0.09	10.9	2.1
M653384		45.2	1.82	26.1	0.12	1.3	1.195	3.59	36.8	41.6	0.22	227	0.49	0.95	11.0	3.3
M653385		49.3	1.81	25.4	0.21	1.7	0.992	4.11	37.7	45.5	0.22	217	0.64	1.11	10.3	4.0
M653386		991	3.61	11.10	0.16	1.2	0.084	1.32	14.6	15.8	0.67	2770	5.02	1.19	4.5	27.4
M653387		46.8	2.85	24.9	0.21	1.5	0.313	3.75	30.4	59.4	0.31	345	0.60	1.36	10.6	2.9

***** See Appendix Page for comments regarding this certificate *****

ALS Canada Ltd.
2103 Dollarton Hwy
North Vancouver BC V7H 0A7
Phone: 604 984 0221 Fax: 604 984 0218 www.alsglobal.com

To: **SILVER RANGE RESOURCES LTD.**
C/O ARCHER, CATHRO & ASSOCIATES (1981) LIMITED
1016-510 W HASTINGS ST
VANCOUVER BC V6B 1L8

Finalized Date: 11-SEP-2012
Account: RANSIL

Project: SNAP - Group 5

CERTIFICATE OF ANALYSIS WH12199289

Sample Description	Method	ME-MS61	ME-MS61	ME-MS61	ME-MS61	ME-MS61	ME-MS61	ME-MS61	ME-MS61	ME-MS61	ME-MS61	ME-MS61	ME-MS61	ME-MS61	ME-MS61	ME-MS61
	Analyte	P	Pb	Rb	Re	S	Sb	Sc	Se	Sn	Sr	Ta	Te	Th	Ti	Tl
	Units	ppm	ppm	ppm	ppm	%	ppm	ppm	ppm	ppm	ppm	ppm	ppm	ppm	%	ppm
	LOR	10	0.5	0.1	0.002	0.01	0.05	0.1	1	0.2	0.2	0.05	0.05	0.2	0.005	0.02
M653352		330	5470	250	0.002	6.34	14.85	3.8	2	140.5	173.0	0.59	<0.05	9.2	0.141	5.01
M653353		240	4220	212	<0.002	6.18	24.3	3.4	1	158.0	71.2	0.58	<0.05	9.3	0.128	6.11
M653354		90	6570	96.9	<0.002	>10.0	105.0	1.2	3	179.0	18.8	0.21	0.09	3.3	0.044	14.40
M653355		100	4090	95.8	<0.002	>10.0	41.9	1.4	1	187.5	67.6	0.22	0.07	4.0	0.053	3.27
M653356		60	7820	35.6	0.002	>10.0	137.0	0.5	3	>500	17.7	0.08	0.09	1.5	0.017	22.7
M653357		50	>10000	56.0	<0.002	>10.0	243	0.7	4	239	16.3	0.13	0.37	2.0	0.028	9.68
M653358		200	21.2	2.2	<0.002	0.02	0.20	0.4	1	0.7	44.1	<0.05	<0.05	<0.2	<0.005	<0.02
M653359		190	1955	181.0	<0.002	4.67	16.50	2.4	1	138.5	87.6	0.45	<0.05	6.8	0.107	3.71
M653360		110	1045	28.5	0.002	>10.0	46.0	0.4	5	>500	65.4	0.05	<0.05	1.2	0.013	5.97
M653361		650	>10000	64.1	0.003	2.73	58.4	8.9	4	4.2	415	0.30	0.20	3.7	0.217	0.81
M653362		180	1640	152.0	<0.002	>10.0	53.3	2.0	2	317	97.6	0.35	0.06	6.0	0.077	4.58
M653363		310	881	251	<0.002	9.09	33.3	3.4	3	91.2	113.5	0.55	<0.05	8.1	0.121	7.08
M653364		430	449	314	<0.002	7.50	7.92	4.2	3	126.5	225	0.75	<0.05	10.2	0.160	7.56
M653365		420	438	309	<0.002	7.62	8.00	3.9	3	123.0	215	0.71	<0.05	8.2	0.150	7.10
M653366		340	493	319	<0.002	7.27	10.60	4.9	1	72.6	247	0.79	<0.05	12.5	0.183	6.40
M653367		510	868	320	0.002	6.59	16.40	5.2	1	116.5	324	0.81	<0.05	13.8	0.191	7.35
M653368		270	444	189.0	<0.002	6.08	10.70	2.9	1	80.4	193.5	0.51	<0.05	8.3	0.106	3.48
M653369		390	727	271	<0.002	7.12	12.30	4.2	1	107.0	125.0	0.70	<0.05	11.7	0.160	7.38
M653370		180	492	156.5	0.003	>10.0	23.6	2.0	2	140.0	117.0	0.40	0.06	6.8	0.091	4.60
M653371		180	2.3	2.6	<0.002	0.02	0.06	0.3	<1	0.3	42.7	<0.05	<0.05	<0.2	<0.005	<0.02
M653372		280	363	280	0.004	6.93	136.0	4.0	1	127.0	100.5	0.66	<0.05	9.9	0.157	7.42
M653373		230	2690	260	<0.002	7.95	161.0	3.3	2	106.0	94.2	0.57	0.05	8.8	0.134	6.69
M653374		350	650	144.0	<0.002	>10.0	19.05	1.8	2	99.7	72.1	0.34	<0.05	6.0	0.075	3.96
M653375		210	638	327	0.009	2.91	48.4	5.3	1	70.0	77.8	0.80	<0.05	11.1	0.188	8.30
M653376		380	194.0	342	<0.002	0.33	9.68	6.1	1	14.5	33.4	1.06	<0.05	14.8	0.225	3.93
M653377		390	1160	312	<0.002	0.24	70.7	6.6	1	22.3	90.9	0.95	<0.05	15.2	0.210	3.56
M653378		550	159.0	229	<0.002	0.07	6.27	6.7	1	7.1	195.5	1.10	<0.05	16.5	0.238	1.81
M653379		570	68.7	238	<0.002	0.02	0.42	6.9	1	6.0	211	1.12	<0.05	16.4	0.237	1.68
M653380		590	51.2	235	<0.002	0.01	0.54	6.8	1	6.2	208	1.13	<0.05	16.3	0.251	1.68
M653381		660	230	311	<0.002	0.08	1.37	6.2	1	17.7	93.2	1.08	<0.05	11.1	0.148	4.09
M653382		710	462	360	<0.002	0.09	3.71	5.8	1	19.3	40.0	0.90	<0.05	8.9	0.165	5.51
M653383		730	527	364	<0.002	0.10	4.27	7.0	1	19.1	45.0	0.88	<0.05	12.1	0.163	5.34
M653384		600	166.5	272	<0.002	0.08	1.62	6.4	1	10.7	94.2	0.90	<0.05	17.8	0.225	2.97
M653385		540	378	353	<0.002	0.14	2.54	6.4	2	26.8	80.7	0.98	<0.05	17.0	0.227	3.43
M653386		620	>10000	65.4	0.003	2.59	55.6	8.4	6	2.9	411	0.31	0.19	3.9	0.206	0.76
M653387		620	376	301	<0.002	0.13	1.74	6.4	1	15.5	124.5	0.98	0.05	17.7	0.230	2.64

***** See Appendix Page for comments regarding this certificate *****

ALS Canada Ltd.
2103 Dollarton Hwy
North Vancouver BC V7H 0A7
Phone: 604 984 0221 Fax: 604 984 0218 www.alsglobal.com

To: **SILVER RANGE RESOURCES LTD.**
C/O ARCHER, CATHRO & ASSOCIATES (1981) LIMITED
1016-510 W HASTINGS ST
VANCOUVER BC V6B 1L8

Finalized Date: 11-SEP-2012
Account: RANSIL

Project: SNAP - Group 5

CERTIFICATE OF ANALYSIS WH12199289

Sample Description	Method	ME-MS61	ME-MS61	ME-MS61	ME-MS61	ME-MS61	ME-MS61	Pb-OG62	Zn-OG62	W-XRF05
	Analyte	U	V	W	Y	Zn	Zr	Pb	Zn	W
	Units	ppm	ppm	ppm	ppm	ppm	ppm	%	%	ppm
	LOR	0.1	1	0.1	0.1	2	0.5	0.001	0.001	10
M653352		5.6	24	18.4	5.0	>10000	30.1		1.585	
M653353		4.7	19	14.6	4.9	>10000	30.7		1.165	
M653354		2.2	7	6.9	3.6	>10000	12.1		2.90	
M653355		2.0	8	7.1	2.7	2380	13.0			
M653356		3.3	1	13.0	1.9	>10000	4.2		2.22	
M653357		2.5	4	8.3	2.0	>10000	6.6	2.07	3.72	
M653358		0.6	3	0.1	1.0	44	<0.5			
M653359		3.4	17	11.5	4.4	8180	23.7			
M653360		1.3	<1	5.8	1.7	>10000	3.2		6.87	
M653361		1.7	62	8.9	12.4	>10000	41.8	1.895	1.980	
M653362		4.8	13	7.8	4.5	>10000	17.4		2.22	
M653363		6.9	22	4.1	7.1	>10000	31.7		2.46	
M653364		5.9	28	7.0	7.8	>10000	37.7		2.39	
M653365		5.7	28	6.5	5.7	>10000	37.7		2.47	
M653366		6.3	29	7.6	15.1	2800	41.8			
M653367		19.8	30	13.5	12.3	2570	43.5			
M653368		4.6	16	8.7	5.6	650	29.3			
M653369		7.0	24	10.5	7.7	4480	41.0			
M653370		7.5	12	21.6	5.6	7840	20.1			
M653371		0.6	3	0.1	0.8	24	<0.5			
M653372		8.3	24	148.5	7.2	1410	35.6			
M653373		6.9	18	25.7	5.5	6370	29.3			
M653374		3.1	11	6.8	5.5	>10000	20.2		1.455	
M653375		8.7	30	1330	6.8	1940	41.7			1520
M653376		3.6	35	17.4	4.8	150	50.3			
M653377		4.4	29	18.8	4.9	116	49.6			
M653378		7.2	34	1.9	8.2	174	53.6			
M653379		8.1	33	0.7	8.9	161	47.8			
M653380		5.5	35	1.8	8.4	120	47.0			
M653381		10.4	21	2.6	8.4	452	35.9			
M653382		9.9	24	6.8	4.9	227	43.0			
M653383		10.4	23	6.6	6.4	231	44.5			
M653384		10.5	34	5.7	8.1	285	50.8			
M653385		7.9	36	7.8	7.9	240	59.1			
M653386		1.7	60	9.2	12.6	>10000	36.6	1.985	1.990	
M653387		5.6	37	5.0	8.6	501	56.4			

***** See Appendix Page for comments regarding this certificate *****

ALS Canada Ltd.
2103 Dollarton Hwy
North Vancouver BC V7H 0A7
Phone: 604 984 0221 Fax: 604 984 0218 www.alsglobal.com

To: **SILVER RANGE RESOURCES LTD.**
C/O ARCHER, CATHRO & ASSOCIATES (1981) LIMITED
1016- 510 W HASTINGS ST
VANCOUVER BC V6B 1L8

Page: Appendix 1
Total # Appendix Pages: 1
Finalized Date: 11- SEP- 2012
Account: RANSIL

Project: SNAP - Group 5

CERTIFICATE OF ANALYSIS WH12199289

Method	CERTIFICATE COMMENTS
ME-MS61	Interference: Ca> 10% on ICP-MS As, ICP-AES results shown.
ME-MS61	REE's may not be totally soluble in this method.

ALS Canada Ltd.

2103 Dollarton Hwy
North Vancouver BC V7H 0A7
Phone: 604 984 0221 Fax: 604 984 0218 www.alsglobal.com

To: **SILVER RANGE RESOURCES LTD.**
C/O ARCHER, CATHRO & ASSOCIATES (1981) LIMITED
1016- 510 W HASTINGS ST
VANCOUVER BC V6B 1L8

Finalized Date: 11- SEP- 2012
Account: RANSIL

CERTIFICATE WH12199320

Project: KEG (Main - Gorup 1)

P.O. No.: Batch 79

This report is for 36 Drill Core samples submitted to our lab in Whitehorse, YT, Canada on 24- AUG- 2012.

The following have access to data associated with this certificate:

MATT DUMALA	JOAN MARIACHER	HEATHER SMITH

SAMPLE PREPARATION

ALS CODE	DESCRIPTION
WEI- 21	Received Sample Weight
LOG- 22	Sample login - Rcd w/o BarCode
CRU- 31	Fine crushing - 70%< 2mm
CRU- QC	Crushing QC Test
SPL- 21	Split sample - riffle splitter
PUL- QC	Pulverizing QC Test
PUL- 31	Pulverize split to 85%< 75 um
LOG- 22d	Sample login - Rcd w/o BarCode dup
SPL- 21d	Split sample - duplicate
PUL- 31d	Pulverize Split - duplicate
LOG- 23	Pulp Login - Rcvd with Barcode

ANALYTICAL PROCEDURES

ALS CODE	DESCRIPTION	INSTRUMENT
Au- AA24	Au 50g FA AA finish	AAS
ME- OG62	Ore Grade Elements - Four Acid	ICP- AES
Sn- XRF05	Sn- Trace Level XRF Analysis	XRF
ME- MS61	48 element four acid ICP- MS	
Pb- OG62	Ore Grade Pb - Four Acid	VARIABLE
Zn- OG62	Ore Grade Zn - Four Acid	VARIABLE

To: **SILVER RANGE RESOURCES LTD.**
ATTN: JOAN MARIACHER
C/O ARCHER, CATHRO & ASSOCIATES (1981) LIMITED
1016- 510 W HASTINGS ST
VANCOUVER BC V6B 1L8

This is the Final Report and supersedes any preliminary report with this certificate number. Results apply to samples as submitted. All pages of this report have been checked and approved for release.

***** See Appendix Page for comments regarding this certificate *****

Signature: 

Colin Ramshaw, Vancouver Laboratory Manager

ALS Canada Ltd.
2103 Dollarton Hwy
North Vancouver BC V7H 0A7
Phone: 604 984 0221 Fax: 604 984 0218 www.alsglobal.com

To: **SILVER RANGE RESOURCES LTD.**
C/O ARCHER, CATHRO & ASSOCIATES (1981) LIMITED
1016-510 W HASTINGS ST
VANCOUVER BC V6B 1L8

Finalized Date: 11-SEP-2012
Account: RANSIL

Project: KEG (Main - Gorup 1)

CERTIFICATE OF ANALYSIS WH12199320

Sample Description	Method	WEI-21	Au-AA24	Sn-XRF05	ME-MS61	ME-MS61	ME-MS61	ME-MS61	ME-MS61	ME-MS61	ME-MS61	ME-MS61	ME-MS61	ME-MS61	ME-MS61	ME-MS61
	Analyte	Recvd Wt.	Au	Sn	Ag	Al	As	Ba	Be	Bi	Ca	Cd	Ce	Co	Cr	Cs
	Units	kg	ppm	ppm	ppm	%	ppm	ppm	ppm	ppm	%	ppm	ppm	ppm	ppm	ppm
	LOR	0.02	0.005	5	0.01	0.01	0.2	10	0.05	0.01	0.01	0.02	0.01	0.1	1	0.05
K287415		7.65	0.022	43	1.33	4.08	19.9	410	1.62	66.3	9.46	3.46	48.0	10.3	67	4.56
K287416		8.18	0.005	31	0.99	4.66	30	450	1.58	14.55	10.60	12.10	61.9	7.3	70	4.46
K287417		1.84	<0.005	<5	0.01	0.08	<5	20	0.05	0.28	20.9	0.12	1.30	1.6	<1	0.25
K287418		7.91	0.010	26	0.39	4.14	83.2	390	1.25	20.7	9.20	3.12	46.4	6.0	58	3.87
K287419		7.92	<0.005	34	0.46	4.59	41.3	500	1.27	8.03	9.01	14.70	64.7	5.6	49	2.67
K287420		7.59	<0.005	16	0.21	4.47	12.6	390	1.08	5.66	6.05	0.39	53.4	5.2	51	2.55
K287421		7.90	<0.005	14	0.10	4.54	40.0	450	1.14	0.70	8.08	0.29	53.0	4.9	65	2.08
K287422		7.26	<0.005	8	0.08	3.29	42.9	420	0.85	0.55	5.01	0.11	40.7	3.0	53	2.62
K287423		7.88	<0.005	11	0.13	3.87	58.2	530	1.10	0.93	6.86	0.82	41.1	5.4	73	2.42
K287424		0.26	<0.005	170	15.25	4.16	127.5	1530	1.07	48.4	8.02	53.0	47.9	6.2	70	5.69
K287425		7.71	<0.005	7	0.16	5.09	25.4	590	1.54	2.08	6.82	0.16	62.5	7.6	80	3.36
K287426		7.86	<0.005	12	0.16	4.55	35.8	620	1.46	3.39	6.72	1.31	44.9	6.9	70	3.69
K287427		7.90	<0.005	10	0.18	4.62	9.9	700	1.37	3.51	6.37	0.98	44.7	6.6	63	4.85
K287428		4.41	<0.005	19	0.19	4.73	13.5	860	1.36	5.09	6.97	0.22	42.6	6.1	67	4.67
K287429		7.36	0.063	71	10.95	3.84	3800	240	0.49	169.5	1.27	168.5	40.6	20.2	66	11.10
K287430		6.75	<0.005	101	25.0	5.15	14.4	2180	0.77	86.4	1.12	234	56.8	11.4	85	13.10
K287431		4.98	0.006	137	9.94	5.64	14.2	1650	0.88	75.9	1.42	202	53.1	8.7	79	11.10
K287432		2.06	<0.005	<5	0.06	0.05	<5	20	0.07	0.21	20.2	0.60	1.04	1.5	<1	0.15
K287433		5.05	0.005	75	5.15	5.17	22.6	670	1.55	30.4	5.58	54.7	61.6	7.3	95	8.55
K287434		5.90	0.007	71	2.20	4.10	778	560	1.33	41.2	8.91	98.5	43.9	4.9	66	11.55
K287435		3.75	<0.005	100	3.80	4.39	1420	2260	1.44	9.71	9.14	36.5	49.4	4.9	73	22.2
K287436		2.81	0.012	195	25.3	3.41	970	230	1.25	53.9	7.19	356	39.4	7.4	45	6.41
K287437		4.60	<0.005	255	9.98	3.93	1675	1610	1.54	19.50	8.94	15.25	42.8	3.5	64	12.55
K287438		4.66	<0.005	289	2.48	5.44	259	3620	1.25	4.64	8.50	13.40	46.7	4.5	97	7.33
K287439		2.72	0.031	869	91.2	3.42	2920	450	0.76	158.5	11.60	276	41.2	9.5	50	2.11
K287440		<0.02	0.011	750	69.5	3.17	2290	400	0.67	125.0	11.15	170.0	38.4	8.7	48	1.75
K287441		7.89	<0.005	292	6.61	4.24	69	990	1.25	12.50	11.90	4.93	43.6	5.9	54	11.85
K287442		6.89	<0.005	168	2.53	4.13	62.7	1160	1.22	5.22	9.91	9.13	50.3	5.7	61	7.48
K287443		8.26	<0.005	319	6.23	3.90	49	440	1.06	13.15	13.05	7.40	40.8	5.1	45	10.75
K287444		3.43	<0.005	322	6.77	4.09	81	510	1.05	14.70	13.95	11.05	40.3	4.9	47	9.31
K287445		4.86	<0.005	375	5.43	4.01	75	540	1.00	11.80	13.80	13.00	43.5	5.5	57	7.31
K287446		5.34	<0.005	522	3.94	4.43	116	190	1.12	8.30	12.05	23.9	47.2	9.6	76	4.30
K287447		1.90	<0.005	576	74.4	4.34	119	160	1.02	158.5	12.10	202	44.7	10.4	65	3.42
K287448		5.77	<0.005	341	2.34	4.21	75	490	1.26	4.25	11.55	8.45	44.1	7.8	73	17.35
K287449		0.26	0.008	168	35.3	3.80	381	450	1.01	128.0	6.85	169.5	38.6	8.1	66	5.70
K287450		2.80	<0.005	252	1.11	3.92	34.9	530	1.15	1.87	9.47	4.63	41.4	6.2	60	20.2

***** See Appendix Page for comments regarding this certificate *****

ALS Canada Ltd.
2103 Dollarton Hwy
North Vancouver BC V7H 0A7
Phone: 604 984 0221 Fax: 604 984 0218 www.alsglobal.com

To: **SILVER RANGE RESOURCES LTD.**
C/O ARCHER, CATHRO & ASSOCIATES (1981) LIMITED
1016-510 W HASTINGS ST
VANCOUVER BC V6B 1L8

Finalized Date: 11-SEP-2012
Account: RANSIL

Project: KEG (Main - Gorup 1)

CERTIFICATE OF ANALYSIS WH12199320

Sample Description	Method	ME-MS61	ME-MS61	ME-MS61	ME-MS61	ME-MS61	ME-MS61	ME-MS61	ME-MS61	ME-MS61	ME-MS61	ME-MS61	ME-MS61	ME-MS61	ME-MS61	ME-MS61
	Analyte	Cu	Fe	Ga	Ge	Hf	In	K	La	Li	Mg	Mn	Mo	Na	Nb	Ni
	Units	ppm	%	ppm	ppm	ppm	ppm	%	ppm	ppm	%	ppm	ppm	%	ppm	ppm
	LOR	0.2	0.01	0.05	0.05	0.1	0.005	0.01	0.5	0.2	0.01	5	0.05	0.01	0.1	0.2
K287415		714	6.16	14.85	0.16	1.3	0.408	1.18	26.6	22.0	2.63	2420	2.30	0.23	8.8	56.8
K287416		548	4.99	14.00	0.11	1.6	1.200	1.36	34.2	26.0	2.97	2460	2.89	0.21	10.2	41.2
K287417		5.4	0.47	0.54	0.26	<0.1	0.008	0.03	0.7	1.3	12.55	213	0.12	0.01	0.5	<0.2
K287418		340	4.32	11.60	0.09	1.4	0.424	1.09	25.4	21.8	2.86	2020	2.71	0.19	8.5	32.9
K287419		138.0	3.38	12.80	0.09	1.6	0.844	1.25	34.2	22.5	2.48	2000	1.74	0.24	10.4	30.2
K287420		154.0	2.37	11.10	0.08	1.4	0.094	1.47	28.1	31.4	2.00	746	1.34	0.22	9.1	25.1
K287421		76.1	1.78	12.25	0.06	1.6	0.063	1.24	28.7	24.9	3.19	654	2.35	0.19	9.7	34.5
K287422		62.7	1.11	7.84	0.05	1.1	0.026	0.97	22.2	29.5	1.84	336	1.86	0.14	6.7	20.3
K287423		101.0	1.80	10.25	<0.05	1.4	0.069	1.33	21.4	19.6	2.83	475	3.44	0.16	7.4	42.5
K287424		762	3.55	11.40	0.13	1.4	2.25	1.85	25.9	34.2	2.21	1700	14.70	0.22	9.1	42.7
K287425		126.5	2.32	13.35	0.08	1.8	0.042	1.86	32.9	21.3	2.91	435	2.31	0.20	10.8	48.5
K287426		171.0	2.17	12.25	0.08	1.7	0.125	1.62	20.0	22.2	2.87	419	1.92	0.18	9.7	42.6
K287427		154.0	2.16	11.90	0.06	1.6	0.061	1.66	18.4	24.7	3.06	358	0.93	0.20	9.7	32.1
K287428		243	2.29	13.00	0.08	1.7	0.046	1.41	18.2	30.3	3.25	394	1.07	0.19	9.7	37.4
K287429		1195	8.56	11.95	0.36	1.3	7.92	3.97	20.4	78.4	1.97	232	25.7	0.09	7.8	76.1
K287430		896	7.90	14.55	0.30	2.1	6.77	4.79	29.3	64.5	2.24	233	48.1	0.12	11.4	76.6
K287431		632	5.75	14.70	0.29	2.1	8.50	4.55	26.4	54.9	2.10	271	18.55	0.15	12.8	58.2
K287432		4.0	0.46	0.55	0.37	<0.1	0.027	0.03	0.5	1.2	12.10	193	0.18	<0.01	0.4	0.5
K287433		359	4.01	14.60	0.18	2.0	2.50	4.43	34.2	21.7	2.34	578	54.8	0.21	11.4	73.5
K287434		540	4.23	12.20	0.10	1.4	4.66	1.36	26.2	24.7	2.07	782	15.20	0.12	8.4	35.3
K287435		330	2.94	14.10	0.07	1.4	0.725	2.52	28.5	52.2	3.18	1340	7.45	0.17	9.1	35.9
K287436		606	4.52	11.00	0.17	1.0	7.09	1.58	22.8	27.4	2.15	1860	5.03	0.07	7.1	26.2
K287437		819	2.53	12.85	0.06	1.4	0.495	1.37	25.1	38.8	2.60	3540	6.05	0.11	8.6	29.7
K287438		315	2.81	15.70	0.08	1.9	0.597	4.48	27.6	34.2	2.87	1880	24.8	0.15	10.2	55.4
K287439		3490	4.39	15.75	0.78	1.7	3.58	0.58	24.6	48.5	1.82	3590	22.7	0.07	8.3	48.1
K287440		3070	3.98	15.40	0.54	1.6	2.43	0.51	22.8	41.5	1.75	3390	22.1	0.06	8.1	46.6
K287441		78.9	2.60	10.75	0.09	1.3	0.106	1.42	24.7	31.9	2.56	2180	8.13	0.21	8.2	40.5
K287442		95.2	2.40	11.05	0.06	1.4	0.154	1.70	27.7	28.0	2.65	1700	6.76	0.16	8.9	43.9
K287443		58.4	2.72	12.00	0.06	1.2	0.147	0.79	23.9	27.4	2.61	2340	8.42	0.14	7.4	32.0
K287444		86.4	2.69	12.25	0.06	1.3	0.202	0.86	23.4	27.1	2.58	2300	7.40	0.13	7.5	30.6
K287445		136.5	2.51	11.15	0.06	1.4	0.205	0.75	25.8	37.3	1.80	2260	37.9	0.11	8.5	51.7
K287446		111.5	2.82	13.95	0.10	1.6	0.218	0.28	29.0	40.6	1.89	2600	58.0	0.06	8.3	80.0
K287447		60.4	3.38	15.00	0.69	1.5	1.995	0.17	27.4	51.9	1.87	3170	39.5	0.04	9.3	66.8
K287448		139.0	2.59	11.70	0.10	1.5	0.147	0.82	27.2	30.2	2.12	2220	29.3	0.15	7.9	60.2
K287449		1040	5.00	10.55	0.25	1.3	8.55	1.52	21.9	33.8	2.10	1760	10.95	0.18	7.6	42.2
K287450		84.2	2.40	11.00	0.08	1.5	0.083	1.07	24.9	31.9	2.66	2170	6.43	0.18	7.8	37.2

***** See Appendix Page for comments regarding this certificate *****

ALS Canada Ltd.
2103 Dollarton Hwy
North Vancouver BC V7H 0A7
Phone: 604 984 0221 Fax: 604 984 0218 www.alsglobal.com

To: **SILVER RANGE RESOURCES LTD.**
C/O ARCHER, CATHRO & ASSOCIATES (1981) LIMITED
1016-510 W HASTINGS ST
VANCOUVER BC V6B 1L8

Finalized Date: 11-SEP-2012
Account: RANSIL

Project: KEG (Main - Gorup 1)

CERTIFICATE OF ANALYSIS WH12199320

Sample Description	Method	ME-MS61	ME-MS61	ME-MS61	ME-MS61	ME-MS61	ME-MS61	ME-MS61	ME-MS61	ME-MS61	ME-MS61	ME-MS61	ME-MS61	ME-MS61	ME-MS61	ME-MS61
	Analyte	P	Pb	Rb	Re	S	Sb	Sc	Se	Sn	Sr	Ta	Te	Th	Ti	Tl
	Units	ppm	ppm	ppm	ppm	%	ppm	ppm	ppm	ppm	ppm	ppm	ppm	ppm	%	ppm
	LOR	10	0.5	0.1	0.002	0.01	0.05	0.1	1	0.2	0.2	0.05	0.05	0.2	0.005	0.02
K287415		960	47.5	64.5	0.013	1.82	2.95	9.9	19	38.2	186.0	0.59	0.13	7.4	0.267	0.42
K287416		1080	24.6	62.7	0.013	1.12	6.56	8.7	10	31.4	192.5	0.77	0.05	8.1	0.325	0.46
K287417		180	1.6	2.3	<0.002	0.01	0.05	0.5	1	<0.2	42.5	<0.05	<0.05	0.2	0.005	<0.02
K287418		960	9.6	49.4	0.011	0.95	2.12	7.6	8	23.6	157.0	0.67	0.06	7.4	0.282	0.38
K287419		890	27.1	57.2	0.008	0.62	2.61	8.1	7	36.3	205	0.82	<0.05	8.6	0.341	0.43
K287420		800	6.0	70.6	0.006	0.72	1.38	7.5	7	12.1	167.5	0.70	<0.05	7.7	0.306	0.54
K287421		1020	4.7	63.2	0.011	0.43	1.30	8.8	6	10.0	176.5	0.73	<0.05	7.8	0.307	0.44
K287422		920	5.1	57.3	0.006	0.24	1.10	5.6	4	6.3	133.5	0.53	<0.05	5.4	0.217	0.42
K287423		1290	4.6	63.5	0.016	0.58	1.83	8.0	7	8.6	157.5	0.57	<0.05	6.2	0.248	0.44
K287424		1150	1050	88.5	0.017	0.97	8.20	7.6	27	142.0	210	0.67	0.21	7.0	0.289	0.83
K287425		1120	5.3	91.3	0.016	0.88	1.80	10.3	9	6.3	191.0	0.81	0.05	9.0	0.346	0.67
K287426		840	5.9	84.1	0.011	0.84	1.22	10.1	9	7.3	176.5	0.75	0.05	8.1	0.311	0.61
K287427		750	7.5	92.0	0.005	0.82	1.23	9.3	9	7.0	190.0	0.73	<0.05	8.2	0.313	0.69
K287428		670	6.6	85.7	0.007	0.81	1.17	11.0	9	13.3	204	0.73	<0.05	8.1	0.305	0.63
K287429		1910	1220	251	0.027	5.15	6.85	6.2	72	67.0	58.0	0.60	1.18	5.6	0.249	2.36
K287430		1770	4400	242	0.031	4.85	4.12	8.2	54	98.9	92.3	0.90	0.23	7.8	0.366	3.15
K287431		1450	1570	197.0	0.012	3.68	3.31	9.5	58	122.5	109.0	0.97	0.19	8.5	0.399	2.88
K287432		170	9.4	1.9	<0.002	0.01	<0.05	0.5	1	0.3	39.9	<0.05	<0.05	<0.2	<0.005	<0.02
K287433		3580	508	186.5	0.031	2.01	3.88	10.4	28	69.5	191.5	0.85	0.13	8.4	0.360	1.67
K287434		2540	72.9	61.6	0.007	2.09	21.2	7.1	20	65.0	196.5	0.65	0.09	6.4	0.272	0.56
K287435		2400	196.5	121.5	0.013	0.78	7.68	8.7	12	94.2	167.0	0.68	0.08	7.2	0.293	1.03
K287436		1510	1660	73.3	0.007	2.92	10.15	5.2	47	176.5	88.1	0.58	0.16	5.4	0.242	0.80
K287437		1560	823	68.4	0.009	0.38	8.50	9.4	15	237	193.0	0.63	0.08	7.0	0.275	0.65
K287438		2100	260	216	0.035	0.59	6.20	11.7	9	257	158.5	0.77	<0.05	8.3	0.317	1.83
K287439		3410	>10000	37.7	0.020	2.74	8.53	7.9	221	>500	104.0	0.59	0.70	6.4	0.257	0.82
K287440		3540	>10000	33.4	0.018	2.11	6.64	7.7	149	>500	94.2	0.57	0.48	6.2	0.249	0.72
K287441		1640	1230	74.6	0.011	0.30	5.63	7.6	22	257	251	0.62	0.08	6.5	0.265	0.70
K287442		1490	226	84.3	0.011	0.33	4.90	8.1	9	154.0	208	0.64	0.05	7.0	0.281	0.70
K287443		2550	482	44.8	0.009	0.26	4.56	6.7	12	276	173.0	0.55	0.06	5.9	0.238	0.41
K287444		2450	468	46.9	0.009	0.27	4.42	6.4	11	286	195.0	0.55	0.06	5.7	0.238	0.42
K287445		1940	440	38.2	0.032	0.23	10.80	6.8	10	331	141.0	0.63	<0.05	6.4	0.265	0.34
K287446		2280	666	14.9	0.091	0.34	9.68	8.3	13	430	91.9	0.59	0.05	6.9	0.255	0.16
K287447		1950	>10000	9.6	0.036	1.18	10.80	7.6	194	490	77.3	0.66	0.78	7.0	0.277	0.92
K287448		1970	298	44.6	0.041	0.33	8.60	8.4	9	301	187.0	0.56	<0.05	6.8	0.242	0.39
K287449		1100	2540	76.5	0.013	2.39	11.05	6.9	53	137.0	175.0	0.54	0.45	6.0	0.242	0.84
K287450		1660	179.0	55.9	0.013	0.40	4.05	7.8	8	221	213	0.56	<0.05	6.6	0.247	0.51

***** See Appendix Page for comments regarding this certificate *****

ALS Canada Ltd.
2103 Dollarton Hwy
North Vancouver BC V7H 0A7
Phone: 604 984 0221 Fax: 604 984 0218 www.alsglobal.com

To: **SILVER RANGE RESOURCES LTD.**
C/O ARCHER, CATHRO & ASSOCIATES (1981) LIMITED
1016-510 W HASTINGS ST
VANCOUVER BC V6B 1L8

Finalized Date: 11-SEP-2012
Account: RANSIL

Project: KEG (Main - Gorup 1)

CERTIFICATE OF ANALYSIS WH12199320

Sample Description	Method	ME-MS61	ME-MS61	ME-MS61	ME-MS61	ME-MS61	ME-MS61	Pb-OG62	Zn-OG62
	Analyte	U	V	W	Y	Zn	Zr	Pb	Zn
	Units	ppm	ppm	ppm	ppm	ppm	ppm	%	%
	LOR	0.1	1	0.1	0.1	2	0.5	0.001	0.001
K287415		4.3	82	49.3	30.7	263	48.2		
K287416		3.6	81	24.0	28.6	702	62.1		
K287417		0.6	3	0.3	0.9	17	<0.5		
K287418		3.4	74	12.6	24.4	255	54.4		
K287419		3.1	67	6.1	28.7	849	57.3		
K287420		2.7	55	3.8	25.1	58	55.1		
K287421		3.2	78	1.1	27.6	55	64.4		
K287422		2.5	48	2.3	19.1	23	43.9		
K287423		3.5	78	5.0	24.8	69	57.1		
K287424		3.4	135	2.9	26.3	3120	55.8		
K287425		3.4	94	2.0	29.4	38	74.0		
K287426		2.9	79	2.9	26.6	87	68.5		
K287427		2.4	63	3.4	26.8	72	67.0		
K287428		2.5	71	5.0	26.0	41	66.7		
K287429		3.5	166	2.3	25.6	>10000	51.4		1.020
K287430		5.7	296	34.0	33.6	>10000	79.5		1.190
K287431		4.3	204	3.9	31.7	>10000	82.0		1.065
K287432		0.7	3	0.1	0.9	41	<0.5		
K287433		7.3	475	3.5	40.3	3330	81.3		
K287434		3.8	177	1.7	28.2	5520	56.2		
K287435		3.9	139	1.5	33.0	2930	57.6		
K287436		3.0	78	7.0	25.0	>10000	32.9		2.21
K287437		3.2	127	1.7	28.3	1060	55.1		
K287438		6.0	318	1.6	34.2	918	76.8		
K287439		5.9	233	2.2	32.2	>10000	55.3	1.705	1.640
K287440		5.6	224	2.1	30.7	>10000	49.7	1.165	1.060
K287441		3.4	118	2.9	24.8	446	48.7		
K287442		3.7	122	1.2	28.9	629	54.7		
K287443		4.0	123	1.6	25.9	550	45.6		
K287444		3.8	117	1.5	25.8	758	45.5		
K287445		5.7	414	2.2	27.3	919	49.6		
K287446		10.8	556	2.3	35.9	1390	55.1		
K287447		6.8	567	2.6	27.7	>10000	47.5	1.740	1.355
K287448		7.1	328	1.8	32.7	583	53.3		
K287449		3.2	120	2.9	23.0	8560	45.1		
K287450		4.2	138	1.4	28.9	359	52.1		

***** See Appendix Page for comments regarding this certificate *****

ALS Canada Ltd.
2103 Dollarton Hwy
North Vancouver BC V7H 0A7
Phone: 604 984 0221 Fax: 604 984 0218 www.alsglobal.com

To: **SILVER RANGE RESOURCES LTD.**
C/O ARCHER, CATHRO & ASSOCIATES (1981) LIMITED
1016- 510 W HASTINGS ST
VANCOUVER BC V6B 1L8

Page: Appendix 1
Total # Appendix Pages: 1
Finalized Date: 11- SEP- 2012
Account: RANSIL

Project: KEG (Main - Gorup 1)

CERTIFICATE OF ANALYSIS WH12199320

Method	CERTIFICATE COMMENTS
ME- MS61	Interference: Ca> 10% on ICP- MS As, ICP- AES results shown.
ME- MS61	REE's may not be totally soluble in this method.

ALS Canada Ltd.

2103 Dollarton Hwy
North Vancouver BC V7H 0A7
Phone: 604 984 0221 Fax: 604 984 0218 www.alsglobal.com

To: **SILVER RANGE RESOURCES LTD.**
C/O ARCHER, CATHRO & ASSOCIATES (1981) LIMITED
1016-510 W HASTINGS ST
VANCOUVER BC V6B 1L8

Finalized Date: 9-SEP-2012
Account: RANSIL

CERTIFICATE WH12199321

Project: KEG (Main - Group 1)

P.O. No.: Batch 81

This report is for 36 Drill Core samples submitted to our lab in Whitehorse, YT, Canada on 24-AUG-2012.

The following have access to data associated with this certificate:

MATT DUMALA	JOAN MARIACHER	HEATHER SMITH

SAMPLE PREPARATION

ALS CODE	DESCRIPTION
WEI-21	Received Sample Weight
LOG-22	Sample login - Rcd w/o BarCode
CRU-31	Fine crushing - 70%<2mm
CRU-QC	Crushing QC Test
SPL-21	Split sample - riffle splitter
PUL-QC	Pulverizing QC Test
PUL-31	Pulverize split to 85%<75 um
LOG-22d	Sample login - Rcd w/o BarCode dup
SPL-21d	Split sample - duplicate
PUL-31d	Pulverize Split - duplicate
LOG-23	Pulp Login - Rcvd with Barcode

ANALYTICAL PROCEDURES

ALS CODE	DESCRIPTION	INSTRUMENT
Au-AA24	Au 50g FA AA finish	AAS
Sn-XRF05	Sn-Trace Level XRF Analysis	XRF
ME-MS61	48 element four acid ICP-MS	

To: **SILVER RANGE RESOURCES LTD.**
ATTN: JOAN MARIACHER
C/O ARCHER, CATHRO & ASSOCIATES (1981) LIMITED
1016-510 W HASTINGS ST
VANCOUVER BC V6B 1L8

This is the Final Report and supersedes any preliminary report with this certificate number. Results apply to samples as submitted. All pages of this report have been checked and approved for release.

***** See Appendix Page for comments regarding this certificate *****

Signature:

Colin Ramshaw, Vancouver Laboratory Manager

ALS Canada Ltd.
2103 Dollarton Hwy
North Vancouver BC V7H 0A7
Phone: 604 984 0221 Fax: 604 984 0218 www.alsglobal.com

To: **SILVER RANGE RESOURCES LTD.**
C/O ARCHER, CATHRO & ASSOCIATES (1981) LIMITED
1016-510 W HASTINGS ST
VANCOUVER BC V6B 1L8

Finalized Date: 9-SEP-2012
Account: RANSIL

Project: KEG (Main - Group 1)

CERTIFICATE OF ANALYSIS WH12199321

Sample Description	Method	WEI-21	Au-AA24	Sn-XRF05	ME-MS61	ME-MS61	ME-MS61	ME-MS61	ME-MS61	ME-MS61	ME-MS61	ME-MS61	ME-MS61	ME-MS61	ME-MS61	ME-MS61
	Analyte	Recvd Wt.	Au	Sn	Ag	Al	As	Ba	Be	Bi	Ca	Cd	Ce	Co	Cr	Cs
	Units	kg	ppm	ppm	ppm	%	ppm	ppm	ppm	ppm	%	ppm	ppm	ppm	ppm	ppm
	LOR	0.02	0.005	5	0.01	0.01	0.2	10	0.05	0.01	0.01	0.02	0.01	0.1	1	0.05
K285485		7.49	<0.005	101	4.94	3.64	191.5	2110	0.86	6.36	6.67	11.55	35.2	4.8	68	4.55
K285486		7.47	0.007	90	1.77	3.76	148.5	960	1.40	1.27	7.53	5.17	38.5	5.7	67	4.64
K285487		7.10	<0.005	159	8.49	3.56	107.0	1220	1.23	13.10	6.00	23.8	36.7	5.4	75	3.75
K285488		0.24	0.007	168	36.5	3.88	314	430	1.18	124.5	7.15	177.5	39.6	8.5	66	5.77
K285489		6.84	0.005	18	1.00	4.10	25.0	1160	1.22	0.30	3.76	1.75	40.2	6.0	97	3.51
K285490		7.09	0.005	25	0.96	3.35	150.0	930	1.13	0.47	3.42	3.67	38.0	4.9	87	2.84
K285491		7.06	<0.005	29	1.17	3.89	43.7	1120	1.30	0.27	3.98	3.91	42.3	5.4	88	3.35
K285492		7.67	<0.005	41	15.60	3.67	350	1180	1.08	0.27	4.25	1.55	41.5	5.7	85	5.98
K285493		7.80	<0.005	74	3.40	3.57	640	1730	1.00	3.72	8.13	7.03	43.3	4.2	63	10.00
K285494		2.25	<0.005	<5	0.02	0.07	<5	30	0.06	0.04	21.5	0.09	1.32	0.7	<1	0.16
K285495		6.79	<0.005	43	1.68	3.53	131.0	1680	0.63	1.75	4.70	5.83	38.3	4.4	70	3.46
K285496		7.78	<0.005	61	1.13	4.15	69.0	1530	1.08	0.66	5.14	2.67	44.8	6.1	80	5.92
K285497		7.38	<0.005	60	1.41	3.11	54.8	1190	0.83	1.11	7.88	1.63	33.4	4.0	58	2.33
K285498		7.44	<0.005	59	1.22	2.56	26.7	1240	0.77	1.23	7.63	1.88	27.4	2.7	45	2.15
K285499		8.35	<0.005	33	2.20	3.23	78.2	1450	0.80	2.06	6.59	4.06	36.0	4.0	70	2.85
K285500		0.24	0.005	168	13.70	4.21	106.5	1470	1.04	54.3	7.94	56.9	44.5	6.0	64	4.82
K285501		8.01	<0.005	47	1.21	3.63	90.3	1300	1.10	1.26	7.13	3.49	37.8	4.2	65	3.85
K285502		8.79	<0.005	48	7.28	3.31	45.0	1800	0.98	15.25	8.71	15.70	33.6	4.5	59	3.37
K285503		7.78	<0.005	419	2.10	4.64	267	1170	0.57	3.21	10.00	25.2	45.1	4.3	47	3.79
K285504		7.28	<0.005	145	1.66	4.52	87.3	1930	0.92	0.62	7.43	1.44	51.6	4.7	59	4.02
K285505		<0.02	<0.005	148	1.44	4.59	71.8	1950	0.94	0.60	7.49	1.37	53.3	4.6	59	4.16
K285506		8.31	0.014	29	1.52	5.38	327	850	1.42	0.36	6.94	0.81	53.1	6.3	74	3.96
K285507		7.80	<0.005	29	1.35	4.69	69.5	810	1.03	1.86	8.23	3.11	53.1	6.0	61	4.11
K285508		7.67	<0.005	65	1.38	3.46	99	900	1.15	1.75	10.30	2.46	40.3	4.4	44	5.16
K285509		7.29	<0.005	33	0.92	3.74	156	900	1.10	1.11	11.15	2.26	43.4	6.6	53	3.92
K285510		7.30	<0.005	19	0.41	5.61	34.3	1020	1.62	0.44	5.28	2.65	59.7	8.8	66	8.33
K285511		4.00	<0.005	23	0.37	6.06	73.1	1050	1.58	0.38	5.35	2.17	60.0	8.9	67	9.47
K285512		7.76	<0.005	47	0.62	4.58	263	1280	1.27	0.48	6.33	3.72	47.7	6.7	65	5.35
K285513		6.58	<0.005	40	1.41	4.48	147.0	1270	0.99	1.50	5.48	3.47	49.8	6.4	66	4.38
K285514		6.74	<0.005	53	0.96	4.05	128	960	1.03	1.38	10.70	2.28	46.3	4.9	40	5.30
K285515		7.88	<0.005	138	0.57	3.06	53	410	0.53	0.96	17.35	1.13	43.4	2.9	25	2.10
K285516		2.03	<0.005	<5	0.01	0.05	<5	20	<0.05	0.03	20.6	0.06	1.14	0.7	<1	0.21
K285517		8.11	<0.005	59	0.90	4.94	329	1240	1.17	0.24	5.84	1.73	51.1	6.7	61	4.81
K285518		5.61	<0.005	10	0.61	4.56	102.0	670	1.36	0.15	8.96	1.45	57.0	8.0	53	4.85
K285519		4.84	<0.005	9	0.74	4.92	182.0	960	1.56	0.13	5.17	2.96	53.4	8.3	70	7.78
K285520		3.27	<0.005	<5	0.20	1.11	35	420	0.34	0.03	21.7	0.54	23.4	1.6	7	1.22

***** See Appendix Page for comments regarding this certificate *****

ALS Canada Ltd.
2103 Dollarton Hwy
North Vancouver BC V7H 0A7
Phone: 604 984 0221 Fax: 604 984 0218 www.alsglobal.com

To: **SILVER RANGE RESOURCES LTD.**
C/O ARCHER, CATHRO & ASSOCIATES (1981) LIMITED
1016-510 W HASTINGS ST
VANCOUVER BC V6B 1L8

Finalized Date: 9-SEP-2012
Account: RANSIL

Project: KEG (Main - Group 1)

CERTIFICATE OF ANALYSIS WH12199321

Sample Description	Method	ME-MS61	ME-MS61	ME-MS61	ME-MS61	ME-MS61	ME-MS61	ME-MS61	ME-MS61	ME-MS61	ME-MS61	ME-MS61	ME-MS61	ME-MS61	ME-MS61	ME-MS61
	Analyte	Cu	Fe	Ga	Ge	Hf	In	K	La	Li	Mg	Mn	Mo	Na	Nb	Ni
	Units	ppm	%	ppm	ppm	ppm	ppm	%	ppm	ppm	%	ppm	ppm	%	ppm	ppm
	LOR	0.2	0.01	0.05	0.05	0.1	0.005	0.01	0.5	0.2	0.01	5	0.05	0.01	0.1	0.2
K285485		387	1.44	8.61	0.17	1.7	0.164	2.71	21.8	21.5	1.99	604	4.09	0.12	6.8	35.6
K285486		290	1.71	10.15	0.15	1.9	0.079	1.72	22.8	44.9	2.53	636	4.39	0.23	7.6	43.8
K285487		444	1.54	9.49	0.20	2.1	0.309	1.90	25.4	29.3	2.19	532	7.45	0.20	7.0	42.9
K285488		1030	5.11	12.20	0.33	1.5	9.44	1.61	22.1	36.0	2.16	1800	11.85	0.19	8.2	49.6
K285489		151.5	1.37	10.15	0.18	2.4	0.055	2.49	31.4	24.7	1.77	226	10.75	0.33	7.2	51.5
K285490		138.5	1.16	8.87	0.17	2.1	0.066	1.94	28.5	15.9	1.55	238	8.37	0.31	6.6	42.1
K285491		240	1.30	11.20	0.20	2.3	0.067	2.62	33.8	14.5	1.71	280	9.61	0.39	7.4	51.3
K285492		216	1.26	10.00	0.17	2.3	0.046	2.51	29.6	30.9	1.91	390	11.20	0.23	7.6	68.5
K285493		390	1.66	8.64	0.16	1.9	0.077	2.25	24.1	34.9	2.51	871	5.46	0.16	6.8	40.3
K285494		3.8	0.48	0.23	0.14	<0.1	<0.005	0.03	0.6	1.1	12.90	212	0.15	0.01	0.2	1.1
K285495		178.0	1.29	7.63	0.22	1.7	0.054	2.92	23.7	25.5	1.37	473	3.90	0.14	6.2	37.9
K285496		260	1.64	10.25	0.24	2.0	0.028	3.09	25.7	25.7	1.81	476	3.82	0.17	8.2	46.6
K285497		143.5	1.51	8.12	0.21	1.4	<0.005	2.12	20.0	13.8	2.39	597	3.58	0.23	5.2	27.0
K285498		188.0	1.32	6.27	0.16	1.2	0.011	2.13	15.3	13.6	2.27	557	2.86	0.10	4.3	17.6
K285499		244	1.54	8.45	0.18	1.6	0.044	2.34	20.9	19.7	2.18	513	4.35	0.20	5.9	30.5
K285500		748	3.36	11.15	0.20	1.9	2.09	1.79	24.0	38.3	2.11	1640	12.45	0.22	7.9	45.0
K285501		197.5	1.47	10.05	0.19	1.8	0.024	2.50	20.7	15.0	2.24	507	4.22	0.20	6.4	31.5
K285502		260	1.66	7.83	0.21	1.6	0.166	2.34	20.0	22.1	2.50	647	4.81	0.22	5.3	33.4
K285503		133.5	2.08	10.25	0.18	1.8	0.357	1.94	24.2	55.9	1.97	1570	4.66	0.08	9.3	29.1
K285504		438	1.85	8.38	0.21	2.0	0.108	3.30	26.5	33.4	2.56	776	3.38	0.23	11.0	32.4
K285505		415	1.83	8.66	0.21	2.1	0.107	3.36	27.6	33.4	2.52	783	3.41	0.23	11.0	33.5
K285506		135.5	2.00	13.40	0.24	2.7	0.026	2.16	27.3	30.8	2.85	416	4.66	0.25	9.3	41.7
K285507		218	2.08	10.70	0.19	2.1	0.031	1.70	26.5	38.3	2.59	441	3.90	0.24	8.3	37.7
K285508		218	1.56	8.85	0.18	1.6	<0.005	1.61	19.7	47.4	2.28	580	2.03	0.09	6.7	26.4
K285509		143.0	1.73	9.16	0.19	1.8	0.018	2.21	22.4	25.5	2.16	444	3.24	0.22	7.0	40.3
K285510		105.5	2.58	13.20	0.23	2.2	0.044	3.02	28.2	44.1	2.12	339	3.87	0.66	10.0	45.6
K285511		111.5	2.55	14.20	0.22	2.7	0.039	3.18	30.8	52.9	2.12	346	3.84	0.67	10.6	47.3
K285512		169.0	1.99	10.55	0.22	2.4	0.019	3.04	25.6	26.5	2.49	495	4.90	0.40	8.3	47.3
K285513		298	1.88	10.50	0.21	2.0	0.026	3.19	24.5	43.1	2.29	438	5.06	0.22	8.3	47.3
K285514		77.9	1.64	10.05	0.19	1.7	0.006	2.28	24.3	44.2	2.37	482	2.18	0.15	6.9	27.0
K285515		33.0	2.05	6.62	0.16	1.5	0.058	0.77	24.5	31.2	2.29	675	1.09	0.21	7.0	9.7
K285516		2.0	0.50	0.21	0.15	<0.1	<0.005	0.03	0.6	1.2	12.30	208	0.08	<0.01	0.2	1.2
K285517		414	1.66	11.50	0.21	2.1	<0.005	3.51	25.1	26.6	2.22	452	2.57	0.42	9.1	34.9
K285518		35.1	2.11	10.60	0.24	2.1	0.035	1.91	30.1	19.9	2.78	424	2.20	0.27	8.5	43.8
K285519		48.8	2.17	12.30	0.22	2.3	0.034	1.89	28.8	46.2	2.53	260	3.49	0.19	9.4	58.5
K285520		8.7	0.57	1.93	0.19	1.0	<0.005	0.44	12.9	7.1	1.02	467	0.74	0.03	2.7	5.9

***** See Appendix Page for comments regarding this certificate *****

ALS Canada Ltd.
2103 Dollarton Hwy
North Vancouver BC V7H 0A7
Phone: 604 984 0221 Fax: 604 984 0218 www.alsglobal.com

To: **SILVER RANGE RESOURCES LTD.**
C/O ARCHER, CATHRO & ASSOCIATES (1981) LIMITED
1016-510 W HASTINGS ST
VANCOUVER BC V6B 1L8

Finalized Date: 9-SEP-2012
Account: RANSIL

Project: KEG (Main - Group 1)

CERTIFICATE OF ANALYSIS WH12199321

Sample Description	Method	ME-MS61	ME-MS61	ME-MS61	ME-MS61	ME-MS61	ME-MS61	ME-MS61	ME-MS61	ME-MS61	ME-MS61	ME-MS61	ME-MS61	ME-MS61	ME-MS61	ME-MS61
	Analyte	P	Pb	Rb	Re	S	Sb	Sc	Se	Sn	Sr	Ta	Te	Th	Ti	Tl
	Units	ppm	ppm	ppm	ppm	%	ppm	ppm	ppm	ppm	ppm	ppm	ppm	ppm	%	ppm
	LOR	10	0.5	0.1	0.002	0.01	0.05	0.1	1	0.2	0.2	0.05	0.05	0.2	0.005	0.02
K285485		1380	911	120.0	0.029	0.36	12.05	9.1	23	99.9	234	0.49	0.15	5.0	0.237	1.12
K285486		1220	140.5	89.6	0.028	0.47	15.35	9.5	14	85.1	245	0.54	0.18	5.4	0.243	0.78
K285487		2030	1445	89.8	0.060	0.53	7.62	10.6	30	155.0	271	0.53	0.17	5.1	0.230	0.88
K285488		1130	2650	79.3	0.013	2.40	12.50	8.2	63	142.0	176.5	0.57	0.51	5.5	0.262	0.88
K285489		2950	20.7	111.5	0.103	0.54	6.64	14.9	15	15.6	249	0.56	0.11	5.7	0.238	1.01
K285490		2560	31.5	94.4	0.068	0.45	11.75	12.1	12	20.1	195.0	0.49	0.09	5.1	0.221	0.84
K285491		3180	15.1	118.0	0.080	0.51	4.34	14.9	13	28.2	239	0.55	0.09	5.7	0.235	1.06
K285492		2490	44.1	117.5	0.074	0.39	77.6	12.8	10	35.9	219	0.56	0.07	5.8	0.242	1.09
K285493		1950	354	127.0	0.029	0.26	41.2	7.8	11	72.6	266	0.54	0.05	5.6	0.226	1.01
K285494		200	2.2	1.4	<0.002	<0.01	0.17	0.3	<1	0.4	41.3	<0.05	<0.05	<0.2	<0.005	0.02
K285495		1760	180.0	135.5	0.028	0.34	12.20	7.6	10	39.0	233	0.49	0.07	5.4	0.221	1.26
K285496		1280	56.5	157.5	0.026	0.47	7.63	10.4	12	61.1	241	0.59	0.11	6.6	0.261	1.36
K285497		1320	150.5	101.5	0.023	0.26	3.90	7.4	10	59.2	158.5	0.39	0.24	4.4	0.181	0.92
K285498		1050	131.0	95.0	0.025	0.18	3.25	5.2	8	46.8	134.0	0.34	0.07	3.8	0.156	0.89
K285499		1460	200	115.0	0.033	0.27	6.36	7.9	15	31.2	160.0	0.44	0.17	5.1	0.198	1.10
K285500		1090	1020	93.9	0.019	0.88	8.01	7.8	23	148.0	197.0	0.60	0.25	7.0	0.274	0.99
K285501		1080	109.5	122.5	0.030	0.24	4.93	8.5	12	42.9	191.0	0.51	0.17	5.4	0.220	1.06
K285502		1340	987	116.5	0.033	0.28	3.91	7.5	25	45.2	202	0.42	0.22	4.7	0.188	1.16
K285503		630	353	121.0	0.028	0.32	16.15	5.2	9	376	151.5	0.66	0.06	6.1	0.253	0.89
K285504		960	30.8	172.0	0.023	0.32	7.33	7.0	8	128.0	246	0.73	0.05	7.1	0.284	1.29
K285505		940	32.0	177.5	0.024	0.32	6.77	7.0	8	138.0	242	0.74	0.05	7.2	0.285	1.33
K285506		940	20.9	108.0	0.039	0.66	16.95	11.3	13	21.6	278	0.76	0.13	8.3	0.314	0.96
K285507		860	117.0	90.3	0.030	0.52	4.57	9.1	14	23.9	324	0.63	0.10	7.7	0.279	0.82
K285508		540	115.5	87.3	0.014	0.20	7.22	7.9	9	64.4	202	0.48	0.07	5.7	0.217	0.73
K285509		600	81.1	104.0	0.020	0.34	4.17	8.4	8	31.2	278	0.53	0.12	6.1	0.226	0.86
K285510		650	24.3	158.5	0.017	0.91	3.26	11.4	14	17.0	285	0.69	0.10	8.7	0.308	1.45
K285511		670	22.8	166.0	0.024	0.84	4.79	12.0	12	19.2	331	0.83	0.09	9.6	0.332	1.54
K285512		570	29.8	149.0	0.027	0.50	3.57	10.1	11	43.5	288	0.62	0.10	7.4	0.277	1.37
K285513		550	107.5	148.5	0.022	0.33	4.47	11.1	13	39.2	224	0.65	0.15	7.4	0.281	1.33
K285514		580	121.5	108.0	0.018	0.19	5.41	6.9	8	51.2	218	0.50	0.08	6.6	0.239	0.95
K285515		530	68.1	38.2	0.003	0.27	4.32	3.4	5	140.5	287	0.48	0.05	4.9	0.185	0.32
K285516		160	1.4	1.3	<0.002	<0.01	0.07	0.2	<1	0.5	38.9	<0.05	<0.05	<0.2	<0.005	<0.02
K285517		690	19.8	163.5	0.016	0.44	4.05	10.5	9	49.8	312	0.69	0.13	8.0	0.300	1.52
K285518		1030	11.5	91.4	0.010	0.55	2.58	8.4	8	5.3	289	0.67	0.05	7.8	0.275	0.84
K285519		970	10.9	103.5	0.014	0.42	5.22	10.9	14	5.4	289	0.72	0.07	8.7	0.312	1.02
K285520		450	3.7	18.5	0.003	0.01	1.09	2.1	<1	1.3	390	0.22	<0.05	2.9	0.105	0.20

***** See Appendix Page for comments regarding this certificate *****

ALS Canada Ltd.
2103 Dollarton Hwy
North Vancouver BC V7H 0A7
Phone: 604 984 0221 Fax: 604 984 0218 www.alsglobal.com

To: **SILVER RANGE RESOURCES LTD.**
C/O ARCHER, CATHRO & ASSOCIATES (1981) LIMITED
1016- 510 W HASTINGS ST
VANCOUVER BC V6B 1L8

Finalized Date: 9- SEP- 2012
Account: RANSIL

Project: KEG (Main - Group 1)

CERTIFICATE OF ANALYSIS WH12199321

Sample Description	Method Analyte Units LOR	ME-MS61 U ppm 0.1	ME-MS61 V ppm 1	ME-MS61 W ppm 0.1	ME-MS61 Y ppm 0.1	ME-MS61 Zn ppm 2	ME-MS61 Zr ppm 0.5
K285485		3.3	97	3.3	24.4	608	57.8
K285486		3.5	93	1.4	25.7	282	66.7
K285487		6.4	97	1.0	32.6	1200	71.9
K285488		3.1	123	3.1	21.4	8880	46.5
K285489		10.9	122	0.9	44.3	123	81.8
K285490		8.7	96	1.4	37.3	198	74.0
K285491		9.6	117	1.3	45.8	201	83.0
K285492		8.3	121	1.4	37.9	87	83.8
K285493		5.3	84	2.1	30.9	368	62.4
K285494		0.7	2	0.1	0.9	15	0.5
K285495		4.6	82	2.6	29.7	333	56.0
K285496		4.0	106	1.2	30.2	152	71.0
K285497		3.5	74	1.0	25.3	111	46.1
K285498		2.8	66	1.0	18.9	124	38.1
K285499		3.8	104	2.7	26.8	215	54.5
K285500		4.1	131	2.8	26.0	3020	47.4
K285501		3.5	101	1.2	25.5	181	53.9
K285502		4.6	95	1.6	27.4	805	50.6
K285503		2.4	65	2.3	26.7	1300	53.9
K285504		3.3	74	1.3	35.1	84	69.5
K285505		3.2	75	1.3	34.2	82	70.2
K285506		4.7	115	1.5	31.1	59	79.0
K285507		4.0	88	1.5	29.2	167	68.3
K285508		2.6	65	1.4	22.5	152	49.7
K285509		3.6	81	1.0	26.8	140	59.9
K285510		3.5	111	1.2	28.7	155	72.9
K285511		4.0	124	1.4	28.9	144	78.2
K285512		3.9	112	1.1	26.7	220	62.6
K285513		3.8	111	1.1	25.9	195	70.9
K285514		2.7	64	1.0	22.4	148	53.7
K285515		1.4	35	1.4	20.8	74	41.5
K285516		0.7	2	0.1	0.8	14	<0.5
K285517		3.7	109	1.1	27.0	111	65.2
K285518		3.7	74	1.0	29.1	149	68.4
K285519		4.3	92	1.4	29.9	258	78.5
K285520		1.5	12	0.5	10.7	38	28.9

***** See Appendix Page for comments regarding this certificate *****

ALS Canada Ltd.
2103 Dollarton Hwy
North Vancouver BC V7H 0A7
Phone: 604 984 0221 Fax: 604 984 0218 www.alsglobal.com

To: **SILVER RANGE RESOURCES LTD.**
C/O ARCHER, CATHRO & ASSOCIATES (1981) LIMITED
1016- 510 W HASTINGS ST
VANCOUVER BC V6B 1L8

Page: Appendix 1
Total # Appendix Pages: 1
Finalized Date: 9- SEP- 2012
Account: RANSIL

Project: KEG (Main - Group 1)

CERTIFICATE OF ANALYSIS WH12199321

Method	CERTIFICATE COMMENTS
ME-MS61	Interference: Ca> 10% on ICP-MS As, ICP-AES results shown.
ME-MS61	REE's may not be totally soluble in this method.

ALS Canada Ltd.

2103 Dollarton Hwy
North Vancouver BC V7H 0A7
Phone: 604 984 0221 Fax: 604 984 0218 www.alsglobal.com

To: **SILVER RANGE RESOURCES LTD.**
C/O ARCHER, CATHRO & ASSOCIATES (1981) LIMITED
1016-510 W HASTINGS ST
VANCOUVER BC V6B 1L8

Finalized Date: 11-SEP-2012
Account: RANSIL

CERTIFICATE WH12199322

Project: KEG (Main - Group 1)

P.O. No.: Batch 82

This report is for 36 Drill Core samples submitted to our lab in Whitehorse, YT, Canada on 24-AUG-2012.

The following have access to data associated with this certificate:

MATT DUMALA	JOAN MARIACHER	HEATHER SMITH

SAMPLE PREPARATION

ALS CODE	DESCRIPTION
WEI-21	Received Sample Weight
LOG-22	Sample login - Rcd w/o BarCode
CRU-31	Fine crushing - 70%<2mm
CRU-QC	Crushing QC Test
SPL-21	Split sample - riffle splitter
PUL-QC	Pulverizing QC Test
PUL-31	Pulverize split to 85%<75 um
LOG-22d	Sample login - Rcd w/o BarCode dup
SPL-21d	Split sample - duplicate
PUL-31d	Pulverize Split - duplicate
LOG-23	Pulp Login - Rcvd with Barcode

ANALYTICAL PROCEDURES

ALS CODE	DESCRIPTION	INSTRUMENT
Au-AA24	Au 50g FA AA finish	AAS
ME-OG62	Ore Grade Elements - Four Acid	ICP-AES
Sn-XRF05	Sn-Trace Level XRF Analysis	XRF
ME-MS61	48 element four acid ICP-MS	
Ag-OG62	Ore Grade Ag - Four Acid	VARIABLE
Pb-OG62	Ore Grade Pb - Four Acid	VARIABLE
Zn-OG62	Ore Grade Zn - Four Acid	VARIABLE

To: **SILVER RANGE RESOURCES LTD.**
ATTN: JOAN MARIACHER
C/O ARCHER, CATHRO & ASSOCIATES (1981) LIMITED
1016-510 W HASTINGS ST
VANCOUVER BC V6B 1L8

This is the Final Report and supersedes any preliminary report with this certificate number. Results apply to samples as submitted. All pages of this report have been checked and approved for release.

***** See Appendix Page for comments regarding this certificate *****

Signature:

Colin Ramshaw, Vancouver Laboratory Manager

ALS Canada Ltd.
2103 Dollarton Hwy
North Vancouver BC V7H 0A7
Phone: 604 984 0221 Fax: 604 984 0218 www.alsglobal.com

To: **SILVER RANGE RESOURCES LTD.**
C/O ARCHER, CATHRO & ASSOCIATES (1981) LIMITED
1016-510 W HASTINGS ST
VANCOUVER BC V6B 1L8

Finalized Date: 11-SEP-2012
Account: RANSIL

Project: KEG (Main - Group 1)

CERTIFICATE OF ANALYSIS WH12199322

Sample Description	Method	WEI-21	Au-AA24	Sn-XRF05	ME-MS61	ME-MS61	ME-MS61	ME-MS61	ME-MS61	ME-MS61	ME-MS61	ME-MS61	ME-MS61	ME-MS61	ME-MS61	ME-MS61
	Analyte	Recvd Wt.	Au	Sn	Ag	Al	As	Ba	Be	Bi	Ca	Cd	Ce	Co	Cr	Cs
	Units	kg	ppm	ppm	ppm	%	ppm	ppm	ppm	ppm	%	ppm	ppm	ppm	ppm	ppm
	LOR	0.02	0.005	5	0.01	0.01	0.2	10	0.05	0.01	0.01	0.02	0.01	0.1	1	0.05
K287451		8.29	<0.005	82	4.63	4.50	24.1	660	1.43	9.42	8.54	41.7	48.4	7.4	72	14.15
K287452		8.28	<0.005	100	2.03	4.83	36.6	930	1.43	4.59	7.78	10.00	49.5	7.7	89	8.78
K287453		7.64	<0.005	52	3.71	4.84	19.9	580	1.49	14.85	7.67	29.8	51.7	7.7	93	5.86
K287454		0.26	0.015	268	22.1	3.77	1070	180	1.03	93.4	8.57	302	40.3	12.7	53	4.30
K287455		7.07	<0.005	33	1.07	4.74	22.1	710	1.48	11.35	7.51	78.4	49.4	8.3	77	5.49
K287456		8.38	0.006	24	0.71	4.70	29.7	860	1.47	8.69	7.60	79.9	51.1	7.7	79	5.22
K287457		7.48	<0.005	36	1.44	4.90	124.5	1520	1.45	6.67	7.43	25.8	49.4	7.9	84	9.47
K287458		7.85	<0.005	74	8.98	4.52	70.0	1090	1.23	32.4	7.40	65.8	50.1	9.0	70	6.94
K287459		7.68	<0.005	64	1.10	4.52	260	2550	1.54	2.17	7.69	6.25	51.5	8.2	68	6.48
K287460		<0.02	<0.005	63	1.27	4.59	245	2690	1.54	2.49	7.76	7.13	50.4	8.4	70	6.74
K287461		7.39	<0.005	169	2.04	3.65	142	1100	1.43	4.36	13.05	5.46	45.3	5.0	39	4.79
K287462		3.78	<0.005	310	24.6	4.57	1130	2040	1.12	49.4	9.14	26.4	51.9	6.2	56	4.85
K287463		3.85	0.005	252	44.2	4.63	5100	1680	1.18	95.3	9.26	84.6	49.8	8.6	62	5.70
K287464		4.97	<0.005	385	7.48	4.08	477	1580	1.14	14.85	10.90	14.85	45.2	5.4	50	4.98
K287465		2.52	<0.005	153	18.05	4.16	170.0	1180	1.20	42.3	8.77	44.1	41.8	6.1	54	6.02
K287466		0.26	0.012	270	21.6	3.71	1045	170	0.92	91.3	8.31	297	40.3	12.7	53	4.27
K287467		7.75	<0.005	192	1.98	4.20	61	1980	1.24	3.85	10.45	9.02	39.7	6.6	58	4.38
K287468		8.18	<0.005	148	4.16	3.99	37	1880	1.15	9.57	10.65	10.65	42.4	7.0	74	5.42
K287469		7.35	<0.005	191	8.30	4.27	90	1390	1.24	18.45	12.30	17.30	44.3	7.3	57	5.07
K287470		9.06	<0.005	179	4.68	3.76	91	1480	0.97	10.15	10.15	10.55	41.9	5.5	53	5.68
K287471		3.31	<0.005	175	7.52	3.60	106	1420	0.97	15.50	10.60	7.80	40.4	5.6	48	5.03
K287472		6.93	<0.005	253	9.91	3.73	100	950	1.05	18.85	11.60	11.65	40.3	5.2	46	4.14
K287473		7.77	<0.005	200	11.05	4.53	238	810	1.16	23.1	9.97	21.9	45.9	6.5	74	5.25
K287474		7.72	<0.005	303	20.7	3.45	407	300	0.85	47.6	11.65	88.3	34.1	6.0	33	3.10
K287475		6.73	<0.005	166	21.4	5.00	833	2070	1.78	43.8	8.99	79.8	59.2	8.0	53	6.89
K287476		4.57	<0.005	569	39.8	5.61	4890	940	1.80	30.2	9.05	453	57.5	17.2	68	5.92
K287477		1.82	<0.005	<5	0.10	0.06	5	20	0.05	0.10	19.90	0.46	1.17	1.4	<1	0.16
K287478		3.73	<0.005	255	13.35	5.83	629	1180	1.68	15.70	8.75	28.9	54.5	5.7	71	6.27
K287479		8.41	0.007	623	84.5	4.08	1490	370	1.19	150.5	11.60	480	42.3	14.6	58	2.43
K287480		6.76	0.016	729	>100	3.17	228	180	0.62	1120	12.35	>1000	37.3	19.2	39	1.21
K287481		2.08	<0.005	<5	0.54	0.06	<5	20	0.06	1.32	20.3	2.39	1.29	1.4	<1	0.15
K287482		5.78	<0.005	83	9.75	4.28	1330	1590	1.25	20.7	8.62	29.2	51.8	6.3	48	4.72
K287483		3.72	<0.005	69	7.62	4.45	637	870	1.28	14.75	9.00	12.05	49.2	6.1	39	4.37
K287484		7.19	<0.005	123	7.33	4.11	286	820	0.93	12.00	9.22	44.3	43.2	5.7	28	5.49
K287485		5.66	<0.005	103	9.07	4.15	346	730	0.98	14.75	9.88	16.15	45.2	5.5	36	4.57
K287486		2.51	0.005	116	94.8	3.78	8500	910	0.91	187.5	7.80	666	43.0	20.8	38	3.84

***** See Appendix Page for comments regarding this certificate *****

ALS Canada Ltd.
2103 Dollarton Hwy
North Vancouver BC V7H 0A7
Phone: 604 984 0221 Fax: 604 984 0218 www.alsglobal.com

To: **SILVER RANGE RESOURCES LTD.**
C/O ARCHER, CATHRO & ASSOCIATES (1981) LIMITED
1016-510 W HASTINGS ST
VANCOUVER BC V6B 1L8

Finalized Date: 11-SEP-2012
Account: RANSIL

Project: KEG (Main - Group 1)

CERTIFICATE OF ANALYSIS WH12199322

Sample Description	Method	ME-MS61	ME-MS61	ME-MS61	ME-MS61	ME-MS61	ME-MS61	ME-MS61	ME-MS61	ME-MS61	ME-MS61	ME-MS61	ME-MS61	ME-MS61	ME-MS61	ME-MS61
	Analyte	Cu	Fe	Ga	Ge	Hf	In	K	La	Li	Mg	Mn	Mo	Na	Nb	Ni
	Units	ppm	%	ppm	ppm	ppm	ppm	%	ppm	ppm	%	ppm	ppm	%	ppm	ppm
	LOR	0.2	0.01	0.05	0.05	0.1	0.005	0.01	0.5	0.2	0.01	5	0.05	0.01	0.1	0.2
K287451		226	2.79	12.80	0.13	1.8	0.731	1.61	28.4	23.9	2.81	1460	10.20	0.26	9.3	44.4
K287452		192.5	2.30	13.65	0.14	2.1	0.169	1.99	30.0	24.6	2.32	1080	37.3	0.35	9.8	79.7
K287453		265	2.80	13.20	0.17	2.1	0.677	1.80	31.4	19.8	2.27	921	29.5	0.36	9.8	70.3
K287454		1880	5.87	12.30	0.33	1.2	22.6	1.39	22.9	28.5	2.12	2690	15.65	0.16	8.2	49.9
K287455		384	3.57	13.25	0.20	2.0	3.32	1.69	29.6	23.3	2.46	720	9.43	0.21	9.8	61.0
K287456		346	2.94	13.00	0.18	2.0	5.43	1.79	31.7	19.1	2.60	644	11.05	0.25	10.0	56.4
K287457		268	2.39	13.30	0.18	2.1	1.055	2.40	28.8	26.7	2.31	644	47.8	0.28	10.5	80.4
K287458		424	2.71	12.40	0.21	1.8	1.135	2.15	30.2	24.6	1.84	990	22.9	0.21	9.1	70.4
K287459		132.5	2.47	12.70	0.14	1.8	0.121	2.04	30.3	59.6	2.31	1300	8.64	0.16	9.0	71.7
K287460		132.5	2.50	13.00	0.15	1.8	0.140	2.11	29.7	60.9	2.32	1320	8.91	0.16	9.3	70.8
K287461		66.4	2.81	12.05	0.11	1.3	0.087	0.83	26.7	50.3	2.51	2980	6.71	0.05	8.4	39.1
K287462		303	3.29	13.90	0.26	1.8	0.313	1.84	31.4	44.0	2.00	2540	10.05	0.12	9.4	44.2
K287463		177.0	3.16	14.80	0.34	1.7	1.115	1.84	29.8	45.1	1.51	2290	11.95	0.19	9.8	44.5
K287464		259	2.26	12.10	0.13	1.4	0.227	1.66	27.9	54.4	1.67	2090	7.16	0.11	8.9	32.1
K287465		102.5	2.20	12.25	0.23	1.6	0.496	2.43	24.9	84.7	2.15	1530	2.73	0.11	8.4	32.8
K287466		1840	5.76	12.25	0.35	1.2	22.2	1.37	22.8	28.3	2.07	2630	15.55	0.16	8.1	50.1
K287467		149.0	2.55	12.65	0.13	1.6	0.117	1.79	24.6	62.8	3.29	1740	7.17	0.20	8.6	41.5
K287468		107.5	2.10	12.45	0.13	1.7	0.112	2.07	26.8	39.2	2.32	1180	13.10	0.20	8.2	52.7
K287469		162.0	2.25	12.40	0.16	1.5	0.154	1.81	26.5	26.3	2.49	1200	31.0	0.16	8.6	57.2
K287470		82.1	2.06	10.40	0.13	1.5	0.141	1.67	24.3	36.8	2.67	1260	6.47	0.21	7.7	44.2
K287471		77.5	2.19	10.25	0.14	1.4	0.092	1.62	23.7	39.3	2.84	1360	6.23	0.20	7.6	45.8
K287472		128.0	2.34	10.60	0.12	1.4	0.171	1.24	24.4	35.8	2.63	1800	7.92	0.08	7.8	37.8
K287473		142.0	2.27	13.20	0.20	1.7	0.143	1.75	27.0	33.2	1.83	1280	18.50	0.15	9.1	45.8
K287474		771	2.77	11.65	0.22	1.2	1.075	0.66	20.4	48.4	1.67	2050	7.55	0.04	6.9	28.7
K287475		1170	2.57	14.55	0.20	1.7	1.595	1.65	35.3	36.0	2.67	1230	4.05	0.08	10.0	40.8
K287476		8390	4.25	14.20	0.38	1.6	7.12	2.11	30.5	51.6	2.15	1700	2.76	0.12	11.2	91.5
K287477		10.1	0.47	0.28	0.18	<0.1	0.009	0.03	0.6	1.1	12.50	219	0.19	<0.01	0.3	2.6
K287478		1570	2.33	13.55	0.21	2.3	0.512	1.47	28.5	59.1	2.74	1420	1.99	0.25	13.2	55.6
K287479		5540	4.41	11.60	0.48	1.3	7.38	0.40	24.8	30.1	3.33	2860	4.16	0.08	8.5	50.8
K287480		2470	4.47	9.63	1.83	0.9	17.05	0.28	24.0	22.6	2.37	3360	3.91	0.02	6.0	26.2
K287481		12.6	0.48	0.30	0.21	<0.1	0.043	0.02	0.6	1.1	12.70	229	0.16	<0.01	0.3	2.6
K287482		207	1.93	8.43	0.18	1.6	0.453	2.24	26.8	28.3	2.79	1030	2.01	0.13	9.2	36.4
K287483		237	1.84	9.08	0.18	1.5	0.239	1.68	26.0	20.3	2.48	1030	1.82	0.12	8.8	29.6
K287484		287	1.74	8.10	0.16	1.2	0.720	1.40	22.4	18.9	1.96	1160	0.94	0.11	8.2	23.0
K287485		389	2.03	8.35	0.17	1.3	0.308	1.39	24.6	38.6	2.78	1200	1.28	0.17	8.5	26.7
K287486		560	2.99	8.81	0.51	1.2	10.55	2.28	24.2	39.5	2.59	1180	2.06	0.12	7.6	35.7

***** See Appendix Page for comments regarding this certificate *****

ALS Canada Ltd.
2103 Dollarton Hwy
North Vancouver BC V7H 0A7
Phone: 604 984 0221 Fax: 604 984 0218 www.alsglobal.com

To: **SILVER RANGE RESOURCES LTD.**
C/O ARCHER, CATHRO & ASSOCIATES (1981) LIMITED
1016-510 W HASTINGS ST
VANCOUVER BC V6B 1L8

Finalized Date: 11-SEP-2012
Account: RANSIL

Project: KEG (Main - Group 1)

CERTIFICATE OF ANALYSIS WH12199322

Sample Description	Method	ME-MS61	ME-MS61	ME-MS61	ME-MS61	ME-MS61	ME-MS61	ME-MS61	ME-MS61	ME-MS61	ME-MS61	ME-MS61	ME-MS61	ME-MS61	ME-MS61	ME-MS61
	Analyte	P	Pb	Rb	Re	S	Sb	Sc	Se	Sn	Sr	Ta	Te	Th	Ti	Tl
	Units	ppm	ppm	ppm	ppm	%	ppm	ppm	ppm	ppm	ppm	ppm	ppm	ppm	%	ppm
	LOR	10	0.5	0.1	0.002	0.01	0.05	0.1	1	0.2	0.2	0.05	0.05	0.2	0.005	0.02
K287451		1920	378	83.5	0.018	0.93	3.25	10.4	17	73.2	235	0.71	<0.05	7.1	0.307	0.75
K287452		2430	238	105.5	0.025	0.74	4.17	10.7	15	87.9	279	0.74	0.06	7.4	0.326	0.95
K287453		3000	310	84.1	0.023	1.11	3.73	10.4	22	46.5	260	0.77	0.10	7.4	0.333	0.79
K287454		850	1540	71.9	0.018	2.69	8.12	7.4	59	217	157.0	0.59	0.43	5.5	0.265	0.61
K287455		2540	28.9	81.5	0.011	1.70	3.67	10.3	20	28.6	287	0.74	0.07	7.3	0.329	0.74
K287456		3050	13.2	86.8	0.012	1.47	2.84	10.2	19	25.1	281	0.75	0.05	7.3	0.327	0.75
K287457		2290	48.1	120.5	0.030	1.07	5.17	10.8	16	28.5	262	0.80	0.07	7.8	0.341	1.05
K287458		2140	615	105.5	0.018	1.10	6.52	9.6	29	63.7	232	0.69	0.16	6.8	0.306	0.91
K287459		1990	59.7	117.0	0.014	0.54	7.98	10.5	13	57.1	224	0.67	<0.05	6.9	0.298	0.93
K287460		1930	69.1	122.0	0.015	0.55	8.31	10.7	13	55.2	229	0.68	<0.05	7.1	0.304	1.00
K287461		1420	171.5	48.4	0.007	0.28	5.22	7.7	8	146.5	181.0	0.62	<0.05	5.7	0.268	0.43
K287462		2260	2140	101.5	0.011	0.67	15.70	8.7	42	266	185.5	0.71	0.13	6.8	0.312	0.98
K287463		1770	3410	103.0	0.016	0.83	9.95	8.8	75	233	212	0.74	0.35	6.8	0.319	1.14
K287464		1980	848	96.3	0.009	0.24	38.4	7.9	17	256	153.5	0.66	0.07	6.0	0.297	0.77
K287465		1650	2700	152.5	0.007	0.48	30.0	8.9	50	120.0	134.5	0.64	0.13	6.3	0.289	1.36
K287466		830	1515	71.4	0.018	2.64	8.03	7.3	61	215	156.0	0.58	0.42	5.3	0.259	0.60
K287467		1670	130.5	95.9	0.012	0.34	6.11	9.6	13	151.0	168.0	0.63	<0.05	6.0	0.275	0.76
K287468		2000	428	115.5	0.024	0.27	6.14	10.2	20	124.0	188.5	0.60	0.05	6.1	0.263	0.97
K287469		1920	915	101.0	0.029	0.18	7.14	9.8	21	158.0	221	0.62	0.10	6.3	0.275	0.88
K287470		1460	397	94.4	0.012	0.25	4.58	8.2	15	153.5	189.5	0.60	0.06	5.6	0.258	0.80
K287471		1460	634	90.1	0.012	0.23	4.67	7.7	18	156.0	181.0	0.57	0.07	5.2	0.248	0.76
K287472		1450	813	68.7	0.008	0.09	3.95	7.3	15	214	116.0	0.57	0.08	5.4	0.254	0.59
K287473		1510	1025	102.5	0.024	0.28	6.55	8.6	32	169.0	163.0	0.69	0.11	6.4	0.298	0.93
K287474		1230	1690	42.4	0.010	0.54	7.95	5.8	53	278	66.3	0.52	0.25	4.6	0.231	0.65
K287475		950	1290	92.5	0.005	0.20	5.97	10.3	29	149.0	102.0	0.73	0.21	7.3	0.327	0.82
K287476		930	1505	112.0	0.016	2.53	14.05	11.3	62	470	207	0.77	0.32	7.8	0.361	1.21
K287477		170	176.0	1.4	<0.002	0.01	0.23	0.3	1	0.6	44.6	<0.05	<0.05	<0.2	<0.005	<0.02
K287478		750	539	99.4	0.019	0.61	3.27	12.9	14	216	352	0.92	0.09	9.8	0.425	0.90
K287479		1330	3760	19.8	0.025	2.30	8.18	8.3	96	>500	124.5	0.62	0.55	6.3	0.277	0.36
K287480		1100	>10000	15.8	0.019	4.06	14.65	4.7	590	>500	50.4	0.44	6.15	4.5	0.209	1.71
K287481		160	128.0	1.1	<0.002	0.02	0.14	0.3	2	1.3	50.7	<0.05	<0.05	<0.2	<0.005	<0.02
K287482		1050	1455	107.5	0.011	0.26	6.13	8.3	15	65.2	263	0.67	0.16	7.3	0.305	1.00
K287483		820	556	82.4	0.007	0.09	5.98	7.5	12	64.7	120.5	0.63	0.15	6.9	0.289	0.79
K287484		650	480	62.1	0.005	0.24	5.57	6.0	12	104.0	159.0	0.59	0.08	6.1	0.278	0.64
K287485		770	508	64.2	0.006	0.42	4.19	6.8	12	92.6	327	0.62	0.07	6.4	0.301	0.61
K287486		800	5510	107.5	0.014	2.66	17.35	6.4	115	105.0	237	0.57	0.82	5.8	0.255	1.44

***** See Appendix Page for comments regarding this certificate *****

ALS Canada Ltd.
2103 Dollarton Hwy
North Vancouver BC V7H 0A7
Phone: 604 984 0221 Fax: 604 984 0218 www.alsglobal.com

To: **SILVER RANGE RESOURCES LTD.**
C/O ARCHER, CATHRO & ASSOCIATES (1981) LIMITED
1016-510 W HASTINGS ST
VANCOUVER BC V6B 1L8

Finalized Date: 11-SEP-2012
Account: RANSIL

Project: KEG (Main - Group 1)

CERTIFICATE OF ANALYSIS WH12199322

Sample Description	Method	ME-MS61	ME-MS61	ME-MS61	ME-MS61	ME-MS61	ME-MS61	Ag-OG62	Pb-OG62	Zn-OG62
	Analyte	U	V	W	Y	Zn	Zr	Ag	Pb	Zn
	Units	ppm	ppm	ppm	ppm	ppm	ppm	ppm	%	%
	LOR	0.1	1	0.1	0.1	2	0.5	1	0.001	0.001
K287451		3.9	128	3.8	34.4	2180	61.7			
K287452		5.6	341	2.1	37.6	580	72.9			
K287453		5.3	318	1.7	36.5	1470	69.1			
K287454		3.1	103	5.2	23.1	>10000	38.2			1.380
K287455		4.0	153	2.9	35.1	3940	66.9			
K287456		3.9	156	15.5	38.2	3760	68.5			
K287457		6.3	409	2.7	34.9	1250	73.5			
K287458		4.3	221	2.4	37.9	3050	64.2			
K287459		3.7	145	1.8	36.8	384	64.9			
K287460		3.7	148	1.9	36.5	409	65.5			
K287461		2.8	101	2.5	33.5	322	42.7			
K287462		3.8	156	3.4	39.1	1380	58.0			
K287463		3.2	135	2.2	35.9	4220	56.8			
K287464		2.9	115	2.7	32.6	839	45.5			
K287465		2.7	91	6.2	31.1	2220	51.9			
K287466		2.9	103	5.2	23.3	>10000	38.9			1.360
K287467		3.3	137	1.3	31.7	489	54.2			
K287468		4.2	182	1.8	32.4	569	58.1			
K287469		4.8	283	2.0	31.1	930	52.0			
K287470		3.3	117	1.5	28.5	613	48.4			
K287471		3.1	109	1.5	28.0	409	47.1			
K287472		3.1	138	1.3	28.3	593	43.5			
K287473		3.9	357	1.8	30.4	912	57.5			
K287474		2.6	96	1.7	22.7	4160	34.2			
K287475		3.3	93	1.2	30.8	3490	59.1			
K287476		4.6	106	1.4	32.6	>10000	59.7			2.06
K287477		0.6	2	0.1	0.8	46	<0.5			
K287478		3.7	123	1.6	29.6	1510	86.0			
K287479		3.9	103	1.3	27.1	>10000	43.0			2.09
K287480		2.6	64	1.4	19.7	>10000	23.4	335	1.980	4.80
K287481		0.5	2	0.1	0.9	193	0.5			
K287482		3.2	79	1.2	27.1	1500	55.0			
K287483		2.5	62	1.1	25.1	721	50.8			
K287484		2.1	48	1.1	22.4	2360	39.0			
K287485		2.2	58	1.4	23.6	949	42.3			
K287486		2.3	64	1.1	20.9	>10000	41.5			2.92

***** See Appendix Page for comments regarding this certificate *****

ALS Canada Ltd.
2103 Dollarton Hwy
North Vancouver BC V7H 0A7
Phone: 604 984 0221 Fax: 604 984 0218 www.alsglobal.com

To: **SILVER RANGE RESOURCES LTD.**
C/O ARCHER, CATHRO & ASSOCIATES (1981) LIMITED
1016- 510 W HASTINGS ST
VANCOUVER BC V6B 1L8

Page: Appendix 1
Total # Appendix Pages: 1
Finalized Date: 11- SEP- 2012
Account: RANSIL

Project: KEG (Main - Group 1)

CERTIFICATE OF ANALYSIS WH12199322

Method	CERTIFICATE COMMENTS
ME-MS61	Interference: Ca> 10% on ICP-MS As, ICP-AES results shown.
ME-MS61	REE's may not be totally soluble in this method.

ALS Canada Ltd.

2103 Dollarton Hwy
North Vancouver BC V7H 0A7
Phone: 604 984 0221 Fax: 604 984 0218 www.alsglobal.com

To: **SILVER RANGE RESOURCES LTD.**
C/O ARCHER, CATHRO & ASSOCIATES (1981) LIMITED
1016-510 W HASTINGS ST
VANCOUVER BC V6B 1L8

Finalized Date: 10-SEP-2012
Account: RANSIL

CERTIFICATE WH12199323

Project: KEG (Main - Group 1)

P.O. No.: Batch 83

This report is for 36 Drill Core samples submitted to our lab in Whitehorse, YT, Canada on 24-AUG-2012.

The following have access to data associated with this certificate:

MATT DUMALA	JOAN MARIACHER	HEATHER SMITH

SAMPLE PREPARATION

ALS CODE	DESCRIPTION
WEI-21	Received Sample Weight
LOG-22	Sample login - Rcd w/o BarCode
CRU-31	Fine crushing - 70%<2mm
CRU-QC	Crushing QC Test
SPL-21	Split sample - riffle splitter
PUL-QC	Pulverizing QC Test
PUL-31	Pulverize split to 85%<75 um
LOG-22d	Sample login - Rcd w/o BarCode dup
SPL-21d	Split sample - duplicate
PUL-31d	Pulverize Split - duplicate
LOG-23	Pulp Login - Rcvd with Barcode

ANALYTICAL PROCEDURES

ALS CODE	DESCRIPTION	INSTRUMENT
Au-AA24	Au 50g FA AA finish	AAS
ME-OG62	Ore Grade Elements - Four Acid	ICP-AES
Sn-XRF05	Sn-Trace Level XRF Analysis	XRF
ME-MS61	48 element four acid ICP-MS	
Zn-OG62	Ore Grade Zn - Four Acid	VARIABLE

To: **SILVER RANGE RESOURCES LTD.**
ATTN: JOAN MARIACHER
C/O ARCHER, CATHRO & ASSOCIATES (1981) LIMITED
1016-510 W HASTINGS ST
VANCOUVER BC V6B 1L8

This is the Final Report and supersedes any preliminary report with this certificate number. Results apply to samples as submitted. All pages of this report have been checked and approved for release.

***** See Appendix Page for comments regarding this certificate *****

Signature: 

Colin Ramshaw, Vancouver Laboratory Manager

ALS Canada Ltd.
2103 Dollarton Hwy
North Vancouver BC V7H 0A7
Phone: 604 984 0221 Fax: 604 984 0218 www.alsglobal.com

To: **SILVER RANGE RESOURCES LTD.**
C/O ARCHER, CATHRO & ASSOCIATES (1981) LIMITED
1016-510 W HASTINGS ST
VANCOUVER BC V6B 1L8

Finalized Date: 10-SEP-2012
Account: RANSIL

Project: KEG (Main - Group 1)

CERTIFICATE OF ANALYSIS WH12199323

Sample Description	Method	WEI-21	Au-AA24	Sn-XRF05	ME-MS61	ME-MS61	ME-MS61	ME-MS61	ME-MS61	ME-MS61	ME-MS61	ME-MS61	ME-MS61	ME-MS61	ME-MS61	ME-MS61
	Analyte	Recvd Wt.	Au	Sn	Ag	Al	As	Ba	Be	Bi	Ca	Cd	Ce	Co	Cr	Cs
	Units	kg	ppm	ppm	ppm	%	ppm	ppm	ppm	ppm	%	ppm	ppm	ppm	ppm	ppm
	LOR	0.02	0.005	5	0.01	0.01	0.2	10	0.05	0.01	0.01	0.02	0.01	0.1	1	0.05
K285521		8.31	<0.005	9	0.64	4.04	58	460	1.22	0.09	11.55	1.77	44.8	5.9	45	4.11
K285522		7.90	<0.005	5	0.90	4.31	126.0	630	1.22	0.31	9.31	2.45	43.4	6.6	55	5.38
K285523		7.72	<0.005	6	0.57	3.46	134	520	1.11	0.07	10.25	0.80	35.5	4.4	44	4.35
K285524		7.59	<0.005	8	0.46	2.76	88	390	0.78	0.08	11.15	0.69	34.3	3.7	26	2.94
K285525		<0.02	<0.005	7	0.46	2.96	86	420	0.75	0.07	11.10	0.66	37.1	3.8	28	3.23
K285526		7.48	<0.005	8	0.40	3.39	94	380	0.95	0.10	11.30	0.83	42.4	4.6	34	4.03
K285527		7.90	<0.005	5	0.33	2.86	81	280	0.67	0.06	12.45	0.40	30.3	3.8	27	3.57
K285528		7.24	<0.005	<5	0.69	3.39	137	450	0.88	0.11	11.85	0.96	34.1	4.6	45	3.86
K285529		6.97	<0.005	<5	0.76	3.25	7	270	0.92	0.14	14.75	2.21	34.2	5.0	43	4.50
K285530		0.26	0.009	168	15.15	4.48	126.5	1550	1.31	57.8	8.29	63.2	47.9	6.4	66	5.40
K285531		7.36	<0.005	9	6.40	3.95	401	360	1.05	0.77	8.44	10.95	40.3	7.0	49	5.04
K285532		7.01	<0.005	25	1.44	4.50	252	600	1.16	2.05	6.23	2.63	44.5	6.1	49	6.44
K285533		4.45	<0.005	48	0.71	4.26	36.5	750	1.01	0.74	9.77	2.95	48.5	5.6	40	4.79
K285534		7.67	0.017	31	0.55	4.45	65.5	690	1.19	0.25	8.85	2.35	50.4	5.8	43	6.53
K285535		7.83	<0.005	26	0.92	3.56	54.2	540	0.96	0.42	8.84	4.21	35.6	5.3	45	10.25
K285536		7.99	<0.005	15	0.54	3.99	5.3	590	0.92	0.09	9.10	0.59	41.9	4.9	46	7.87
K285537		2.61	<0.005	<5	0.02	0.11	<5	30	0.08	0.05	20.8	0.09	1.58	0.8	<1	0.34
K285538		7.90	<0.005	29	0.75	3.93	200	560	1.09	0.28	6.40	5.54	40.6	7.8	55	6.16
K285539		8.01	<0.005	19	1.07	3.99	307	520	1.10	0.23	6.72	4.24	36.9	6.0	61	8.65
K285540		7.12	<0.005	15	1.03	3.91	156.5	470	1.07	0.18	7.21	6.34	40.1	6.4	51	6.82
K285541		6.79	<0.005	21	1.01	3.04	54.4	490	0.90	0.12	8.91	3.90	39.4	4.7	50	3.91
K285542		7.74	<0.005	17	0.64	3.92	22.7	560	1.12	0.15	7.78	2.09	40.2	5.7	48	11.10
K285543		3.64	<0.005	19	0.71	3.93	19.7	570	1.09	0.24	7.79	2.36	38.7	5.5	48	10.40
K285544		7.55	<0.005	23	3.97	3.97	36.5	600	1.10	0.31	8.18	22.0	38.4	5.5	39	4.59
K285545		8.07	<0.005	20	0.79	3.73	52.1	360	1.14	0.18	6.53	3.32	37.7	6.5	64	9.59
K285546		8.96	<0.005	28	0.56	3.41	290	440	1.09	0.08	7.43	0.90	41.1	6.6	49	6.72
K285547		8.57	0.006	20	0.46	4.19	51.7	530	1.01	0.09	7.60	1.66	42.7	5.8	49	6.00
K285548		8.15	<0.005	33	0.57	4.34	62.1	880	1.04	0.19	8.34	1.46	45.4	5.7	50	3.49
K285549		0.27	0.016	268	22.2	3.85	1070	350	1.03	91.2	8.19	296	42.1	11.8	50	4.37
K285550		8.61	<0.005	38	0.83	3.61	20	800	1.03	0.60	12.00	2.56	36.6	4.9	48	7.12
K285551		8.21	<0.005	46	1.03	3.67	30	890	1.13	0.33	11.70	5.93	40.3	5.6	49	4.77
K285552		7.95	<0.005	34	0.81	4.14	56.3	670	1.25	0.32	9.40	1.98	42.5	6.5	50	5.26
K285553		8.16	0.005	58	2.37	3.52	51	810	1.07	0.87	12.50	11.40	38.3	5.2	43	3.57
K285554		2.54	<0.005	<5	0.01	0.05	<5	20	0.09	0.03	19.90	0.10	1.07	0.6	<1	0.12
K285555		4.04	<0.005	60	1.28	3.37	29	930	0.99	0.34	16.20	5.47	40.5	5.0	39	3.93
K285556		4.37	<0.005	32	1.02	3.34	38	630	1.01	0.45	13.65	4.44	44.7	4.9	34	3.32

***** See Appendix Page for comments regarding this certificate *****

ALS Canada Ltd.
2103 Dollarton Hwy
North Vancouver BC V7H 0A7
Phone: 604 984 0221 Fax: 604 984 0218 www.alsglobal.com

To: **SILVER RANGE RESOURCES LTD.**
C/O ARCHER, CATHRO & ASSOCIATES (1981) LIMITED
1016-510 W HASTINGS ST
VANCOUVER BC V6B 1L8

Finalized Date: 10-SEP-2012
Account: RANSIL

Project: KEG (Main - Group 1)

CERTIFICATE OF ANALYSIS WH12199323

Sample Description	Method	ME-MS61	ME-MS61	ME-MS61	ME-MS61	ME-MS61	ME-MS61	ME-MS61	ME-MS61	ME-MS61	ME-MS61	ME-MS61	ME-MS61	ME-MS61	ME-MS61	ME-MS61
	Analyte	Cu	Fe	Ga	Ge	Hf	In	K	La	Li	Mg	Mn	Mo	Na	Nb	Ni
	Units	ppm	%	ppm	ppm	ppm	ppm	%	ppm	ppm	%	ppm	ppm	%	ppm	ppm
	LOR	0.2	0.01	0.05	0.05	0.1	0.005	0.01	0.5	0.2	0.01	5	0.05	0.01	0.1	0.2
K285521		34.7	1.79	9.70	0.17	2.0	0.039	1.78	24.0	17.5	2.95	434	2.65	0.24	7.6	37.0
K285522		47.4	1.75	10.20	0.19	2.1	0.045	1.95	24.6	33.7	2.34	364	3.31	0.17	7.6	50.3
K285523		32.3	1.38	7.59	0.18	1.5	0.023	1.54	18.6	26.8	2.37	369	1.99	0.12	5.7	34.7
K285524		25.2	1.11	6.07	0.18	1.2	0.018	1.37	18.6	16.8	1.85	387	1.12	0.17	4.9	25.8
K285525		24.5	1.17	6.34	0.15	1.2	0.017	1.42	19.7	17.5	1.93	395	1.03	0.19	5.0	26.3
K285526		29.3	1.28	7.85	0.18	1.5	0.019	1.47	21.1	27.6	1.74	356	1.19	0.15	5.9	33.9
K285527		28.4	1.15	6.14	0.17	1.5	0.011	1.15	16.3	16.0	1.91	360	0.97	0.12	4.6	23.6
K285528		42.3	1.33	7.26	0.18	1.4	0.030	1.53	18.2	26.3	2.09	283	1.77	0.12	5.3	34.0
K285529		37.3	1.56	7.92	0.18	1.6	0.040	1.38	20.1	27.5	2.29	345	2.34	0.09	5.3	32.9
K285530		801	3.59	11.85	0.19	1.7	2.33	1.91	26.8	39.3	2.27	1740	14.15	0.23	8.5	49.8
K285531		48.8	1.85	9.83	0.27	1.6	0.220	1.69	20.4	39.4	2.57	312	1.59	0.09	6.2	34.4
K285532		72.3	1.88	10.75	0.21	1.7	0.039	2.09	23.4	64.2	2.58	348	3.46	0.12	7.1	44.1
K285533		85.2	1.88	9.09	0.20	1.5	0.007	2.10	26.5	66.5	2.36	494	2.34	0.14	6.7	41.0
K285534		81.5	1.73	10.25	0.20	1.8	0.029	2.14	25.2	63.5	2.14	409	2.93	0.13	7.4	34.0
K285535		76.8	1.63	9.27	0.23	1.4	0.042	1.89	18.9	26.0	2.10	351	4.15	0.30	5.6	35.8
K285536		72.2	1.55	9.16	0.19	1.6	0.021	2.18	20.7	22.0	1.98	344	1.89	0.51	6.5	22.2
K285537		3.5	0.51	0.38	0.15	<0.1	0.005	0.05	0.8	1.9	12.30	213	0.20	0.01	0.3	2.0
K285538		91.1	1.96	10.10	0.28	1.8	0.053	2.01	21.2	34.0	2.31	342	4.88	0.35	6.2	41.8
K285539		67.3	1.86	9.99	0.23	1.5	0.046	1.84	19.3	26.9	2.07	324	5.42	0.28	6.1	40.0
K285540		73.5	1.81	9.68	0.22	1.5	0.074	1.84	20.8	39.9	2.03	327	4.19	0.20	6.3	41.5
K285541		92.9	1.87	7.17	0.22	1.4	0.053	1.35	23.4	31.9	2.05	365	5.02	0.11	5.3	36.2
K285542		85.2	1.70	9.24	0.21	1.5	0.040	1.61	21.0	30.5	2.04	318	3.72	0.23	6.2	35.2
K285543		84.1	1.68	9.36	0.20	1.6	0.028	1.60	20.0	32.4	2.07	327	3.96	0.23	6.1	37.3
K285544		98.2	1.88	9.48	0.26	1.6	0.348	1.57	19.1	36.2	1.92	354	2.30	0.29	6.4	25.8
K285545		97.2	1.88	9.90	0.23	1.5	0.032	1.38	20.8	25.2	2.19	344	5.70	0.22	6.0	44.0
K285546		75.3	1.81	8.92	0.19	1.4	0.023	1.37	21.4	34.5	2.33	378	5.22	0.16	5.3	41.6
K285547		76.3	1.70	10.25	0.20	1.6	0.022	1.90	21.2	34.0	2.10	361	3.76	0.25	7.0	34.5
K285548		73.7	1.93	10.40	0.24	1.9	0.018	2.35	23.5	46.6	2.46	413	4.32	0.32	6.8	39.6
K285549		1850	5.82	11.60	0.25	1.2	22.3	1.35	22.4	29.1	2.03	2580	14.80	0.16	7.3	46.7
K285550		83.1	1.66	8.78	0.14	1.6	0.033	1.89	20.6	27.5	2.11	424	2.73	0.28	5.6	37.4
K285551		95.1	1.82	8.89	0.19	1.7	0.060	1.94	21.6	32.9	2.23	470	3.06	0.29	6.3	42.2
K285552		116.0	2.07	10.15	0.19	1.7	0.030	2.10	23.0	36.2	2.28	437	1.98	0.32	6.9	42.4
K285553		125.0	1.59	8.74	0.24	1.6	0.108	1.84	20.6	34.5	2.10	528	2.15	0.30	6.1	40.1
K285554		2.0	0.45	0.22	0.19	<0.1	<0.005	0.02	0.5	1.2	11.90	187	0.13	0.01	0.1	1.6
K285555		72.1	1.64	8.04	0.22	1.6	0.054	1.97	23.5	37.1	2.31	661	2.49	0.24	6.5	36.0
K285556		73.8	1.38	8.30	0.23	1.4	0.069	1.89	25.3	24.1	1.93	459	1.93	0.35	6.3	27.9

***** See Appendix Page for comments regarding this certificate *****

ALS Canada Ltd.
2103 Dollarton Hwy
North Vancouver BC V7H 0A7
Phone: 604 984 0221 Fax: 604 984 0218 www.alsglobal.com

To: **SILVER RANGE RESOURCES LTD.**
C/O ARCHER, CATHRO & ASSOCIATES (1981) LIMITED
1016-510 W HASTINGS ST
VANCOUVER BC V6B 1L8

Finalized Date: 10-SEP-2012
Account: RANSIL

Project: KEG (Main - Group 1)

CERTIFICATE OF ANALYSIS WH12199323

Sample Description	Method	ME-MS61	ME-MS61	ME-MS61	ME-MS61	ME-MS61	ME-MS61	ME-MS61	ME-MS61	ME-MS61	ME-MS61	ME-MS61	ME-MS61	ME-MS61	ME-MS61	ME-MS61
	Analyte	P	Pb	Rb	Re	S	Sb	Sc	Se	Sn	Sr	Ta	Te	Th	Ti	Tl
	Units	ppm	ppm	ppm	ppm	%	ppm	ppm	ppm	ppm	ppm	ppm	ppm	ppm	%	ppm
	LOR	10	0.5	0.1	0.002	0.01	0.05	0.1	1	0.2	0.2	0.05	0.05	0.2	0.005	0.02
K285521		780	10.6	82.3	0.011	0.68	2.07	7.5	10	3.6	330	0.58	<0.05	7.1	0.260	0.75
K285522		900	27.8	96.7	0.017	0.41	2.86	8.8	13	3.7	308	0.59	0.07	6.8	0.255	0.90
K285523		770	7.0	78.6	0.008	0.18	2.91	6.7	7	3.7	234	0.44	<0.05	5.4	0.198	0.73
K285524		570	8.3	65.8	0.005	0.23	2.04	5.0	7	2.6	264	0.40	<0.05	4.6	0.174	0.57
K285525		610	8.8	71.5	0.007	0.23	1.99	5.2	5	2.8	277	0.40	<0.05	4.7	0.182	0.58
K285526		630	6.7	81.3	0.009	0.28	2.54	6.1	9	3.6	462	0.46	<0.05	5.4	0.198	0.71
K285527		590	5.6	60.3	0.006	0.28	1.86	4.9	6	3.2	287	0.37	<0.05	4.5	0.167	0.54
K285528		880	15.7	77.0	0.011	0.32	2.72	6.4	7	3.3	273	0.43	<0.05	5.2	0.187	0.70
K285529		770	11.6	67.5	0.010	0.66	1.52	6.5	13	1.9	453	0.38	<0.05	4.9	0.178	0.59
K285530		1160	1105	105.0	0.018	1.02	8.30	8.3	27	158.5	209	0.66	0.23	7.1	0.283	0.96
K285531		660	2200	91.7	0.010	0.97	8.16	7.4	56	7.9	370	0.45	0.33	6.0	0.213	1.04
K285532		600	223	132.5	0.010	0.59	8.74	8.6	15	24.6	501	0.54	0.08	6.3	0.242	1.36
K285533		630	96.0	116.0	0.006	0.17	5.12	7.6	9	47.7	640	0.51	<0.05	6.1	0.235	1.26
K285534		790	118.0	134.5	0.009	0.50	11.70	7.4	11	26.1	489	0.58	<0.05	6.7	0.254	1.27
K285535		880	229	103.5	0.012	0.58	4.02	6.6	18	26.0	312	0.42	<0.05	5.1	0.188	1.02
K285536		570	81.2	119.5	0.004	0.59	3.03	6.4	7	14.9	289	0.49	<0.05	6.0	0.217	1.22
K285537		180	6.4	2.9	0.002	0.01	1.34	0.3	<1	0.4	43.8	<0.05	<0.05	0.2	0.005	0.02
K285538		940	293	114.0	0.013	0.72	4.42	7.9	22	23.3	281	0.47	0.06	6.0	0.210	1.18
K285539		950	418	110.5	0.013	0.71	4.96	7.4	23	17.5	287	0.47	0.12	5.9	0.216	1.12
K285540		850	295	108.5	0.009	0.45	8.14	7.8	18	15.1	244	0.43	0.06	5.8	0.205	1.02
K285541		1160	221	81.5	0.004	0.24	7.19	6.9	15	17.8	214	0.40	<0.05	5.2	0.176	0.77
K285542		800	107.0	99.2	0.014	0.65	3.79	7.4	15	15.9	275	0.46	<0.05	5.8	0.205	0.94
K285543		860	181.0	92.3	0.012	0.64	3.37	7.3	16	17.4	271	0.49	0.05	5.7	0.206	0.95
K285544		620	1555	91.0	0.006	0.89	10.35	6.6	41	23.9	278	0.50	0.12	6.1	0.214	0.92
K285545		950	217	92.5	0.018	0.62	7.00	7.6	23	20.5	217	0.46	0.05	5.8	0.201	0.90
K285546		1210	93.1	84.8	0.015	0.55	8.95	6.5	17	22.7	234	0.41	0.06	5.0	0.180	0.86
K285547		760	58.3	112.5	0.011	0.60	15.15	7.2	12	17.6	257	0.49	<0.05	6.0	0.227	1.10
K285548		770	123.0	132.0	0.013	0.57	5.20	7.9	12	26.5	320	0.55	<0.05	6.7	0.236	1.32
K285549		820	1480	70.9	0.021	2.67	8.25	6.3	54	233	149.0	0.55	0.45	5.8	0.248	0.64
K285550		810	128.0	107.5	0.014	0.47	3.96	7.1	10	31.8	349	0.45	0.05	5.4	0.195	0.98
K285551		960	212	113.5	0.015	0.57	4.02	7.3	10	40.9	357	0.48	<0.05	5.8	0.210	1.15
K285552		850	208	119.5	0.015	0.75	3.91	7.8	13	29.9	329	0.56	0.05	6.7	0.244	1.29
K285553		730	977	106.0	0.010	0.49	8.62	6.7	23	51.1	378	0.50	0.08	5.7	0.209	1.02
K285554		180	3.8	1.1	0.002	<0.01	0.08	0.1	1	0.4	40.8	<0.05	<0.05	<0.2	<0.005	<0.02
K285555		910	475	110.5	0.014	0.41	14.70	6.3	12	58.2	374	0.51	<0.05	5.9	0.217	1.05
K285556		690	392	109.5	0.012	0.46	4.44	6.2	9	29.9	331	0.48	0.06	6.0	0.209	1.11

***** See Appendix Page for comments regarding this certificate *****

ALS Canada Ltd.
2103 Dollarton Hwy
North Vancouver BC V7H 0A7
Phone: 604 984 0221 Fax: 604 984 0218 www.alsglobal.com

To: **SILVER RANGE RESOURCES LTD.**
C/O ARCHER, CATHRO & ASSOCIATES (1981) LIMITED
1016-510 W HASTINGS ST
VANCOUVER BC V6B 1L8

Finalized Date: 10-SEP-2012
Account: RANSIL

Project: KEG (Main - Group 1)

CERTIFICATE OF ANALYSIS WH12199323

Sample Description	Method	ME-MS61	ME-MS61	ME-MS61	ME-MS61	ME-MS61	ME-MS61	Zn-OG62
	Analyte	U	V	W	Y	Zn	Zr	Zn
	Units	ppm	ppm	ppm	ppm	ppm	ppm	%
	LOR	0.1	1	0.1	0.1	2	0.5	0.001
K285521		3.0	67	1.1	23.0	130	59.2	
K285522		3.2	86	1.1	24.3	182	65.7	
K285523		2.3	67	0.8	19.5	82	51.6	
K285524		2.0	40	0.6	18.0	61	40.0	
K285525		2.0	42	0.6	18.5	57	42.8	
K285526		2.3	52	0.8	20.2	70	48.9	
K285527		2.0	42	0.6	15.7	50	39.6	
K285528		2.9	64	0.7	19.2	121	49.1	
K285529		2.9	67	0.7	19.3	137	45.1	
K285530		3.5	139	2.8	28.4	3220	52.3	
K285531		2.6	74	0.8	20.2	770	57.0	
K285532		2.5	89	0.9	24.5	208	57.2	
K285533		2.4	80	0.9	24.6	210	57.6	
K285534		2.6	84	1.8	24.9	175	59.5	
K285535		2.9	97	0.7	20.8	260	54.5	
K285536		1.8	58	0.7	19.6	54	50.4	
K285537		0.8	3	0.2	1.0	20	0.7	
K285538		2.9	112	0.9	22.8	374	53.6	
K285539		2.7	116	0.9	19.8	290	50.5	
K285540		2.6	104	0.9	21.7	453	57.8	
K285541		2.7	100	0.9	24.4	271	49.2	
K285542		2.6	85	0.9	21.3	138	51.6	
K285543		2.8	90	0.8	21.1	157	51.4	
K285544		2.1	65	0.9	19.0	1360	56.4	
K285545		2.8	112	1.0	23.0	223	55.9	
K285546		3.1	101	0.8	22.7	81	48.8	
K285547		2.6	87	1.0	20.8	120	59.3	
K285548		3.4	94	0.9	25.2	120	56.8	
K285549		3.0	105	5.2	21.3	>10000	35.8	1.425
K285550		3.2	75	0.8	20.3	192	47.4	
K285551		3.8	75	0.7	22.3	368	54.2	
K285552		3.5	80	0.9	24.1	154	55.5	
K285553		3.0	68	0.8	20.2	698	51.3	
K285554		0.8	2	0.1	0.8	17	<0.5	
K285555		3.4	64	0.7	21.4	343	52.5	
K285556		2.7	50	0.8	20.8	291	50.6	

***** See Appendix Page for comments regarding this certificate *****

ALS Canada Ltd.
2103 Dollarton Hwy
North Vancouver BC V7H 0A7
Phone: 604 984 0221 Fax: 604 984 0218 www.alsglobal.com

To: **SILVER RANGE RESOURCES LTD.**
C/O ARCHER, CATHRO & ASSOCIATES (1981) LIMITED
1016- 510 W HASTINGS ST
VANCOUVER BC V6B 1L8

Finalized Date: 10- SEP- 2012
Account: RANSIL

Project: KEG (Main - Group 1)

CERTIFICATE OF ANALYSIS WH12199323

Method	CERTIFICATE COMMENTS
ME- MS61	Interference: Ca> 10% on ICP- MS As, ICP- AES results shown.
ME- MS61	REE's may not be totally soluble in this method.

ALS Canada Ltd.

2103 Dollarton Hwy
North Vancouver BC V7H 0A7
Phone: 604 984 0221 Fax: 604 984 0218 www.alsglobal.com

To: **SILVER RANGE RESOURCES LTD.**
C/O ARCHER, CATHRO & ASSOCIATES (1981) LIMITED
1016-510 W HASTINGS ST
VANCOUVER BC V6B 1L8

Finalized Date: 31-AUG-2012
Account: RANSIL

CERTIFICATE WH12200294

Project: KEG (Group 5)

P.O. No.:

This report is for 1 Rock sample submitted to our lab in Whitehorse, YT, Canada on 27-AUG-2012.

The following have access to data associated with this certificate:

MATT DUMALA	JOAN MARIACHER	HEATHER SMITH

SAMPLE PREPARATION

ALS CODE	DESCRIPTION
FND-02	Find Sample for Addn Analysis

ANALYTICAL PROCEDURES

ALS CODE	DESCRIPTION	INSTRUMENT
Sn-XRF10	Fusion XRF - Sn Ore Grade	XRF
ME-XRF10	Fusion XRF - Ore Grade	XRF
OA-GRA06	LOI for ME-XRF06	WST-SIM

To: **SILVER RANGE RESOURCES LTD.**
ATTN: JOAN MARIACHER
C/O ARCHER, CATHRO & ASSOCIATES (1981) LIMITED
1016-510 W HASTINGS ST
VANCOUVER BC V6B 1L8

This is the Final Report and supersedes any preliminary report with this certificate number. Results apply to samples as submitted. All pages of this report have been checked and approved for release.

Signature:

Colin Ramshaw, Vancouver Laboratory Manager

ALS Canada Ltd.
2103 Dollarton Hwy
North Vancouver BC V7H 0A7
Phone: 604 984 0221 Fax: 604 984 0218 www.alsglobal.com

To: **SILVER RANGE RESOURCES LTD.**
C/O ARCHER, CATHRO & ASSOCIATES (1981) LIMITED
1016-510 W HASTINGS ST
VANCOUVER BC V6B 1L8

Finalized Date: 31-AUG-2012
Account: RANSIL

Project: KEG (Group 5)

CERTIFICATE OF ANALYSIS WH12200294

Sample Description	Method	Sn-XRF10
	Analyte	Sn
	Units	%
	LOR	0.01
L840626		1.09

ALS Canada Ltd.

2103 Dollarton Hwy
North Vancouver BC V7H 0A7
Phone: 604 984 0221 Fax: 604 984 0218 www.alsglobal.com

To: **SILVER RANGE RESOURCES LTD.**
C/O ARCHER, CATHRO & ASSOCIATES (1981) LIMITED
1016-510 W HASTINGS ST
VANCOUVER BC V6B 1L8

Finalized Date: 12-SEP-2012
Account: RANSIL

CERTIFICATE WH12202863

Project: KEG Group 6

P.O. No.:

This report is for 1 Rock sample submitted to our lab in Whitehorse, YT, Canada on 28-AUG-2012.

The following have access to data associated with this certificate:

MATT DUMALA	JOAN MARIACHER	HEATHER SMITH

SAMPLE PREPARATION

ALS CODE	DESCRIPTION
WEI-21	Received Sample Weight
LOG-22	Sample login - Rcd w/o BarCode
CRU-31	Fine crushing - 70%<2mm
CRU-QC	Crushing QC Test
SPL-21	Split sample - riffle splitter
PUL-QC	Pulverizing QC Test
PUL-31	Pulverize split to 85%<75 um

ANALYTICAL PROCEDURES

ALS CODE	DESCRIPTION	INSTRUMENT
Au-AA24	Au 50g FA AA finish	AAS
ME-MS61	48 element four acid ICP-MS	

To: **SILVER RANGE RESOURCES LTD.**
ATTN: JOAN MARIACHER
C/O ARCHER, CATHRO & ASSOCIATES (1981) LIMITED
1016-510 W HASTINGS ST
VANCOUVER BC V6B 1L8

This is the Final Report and supersedes any preliminary report with this certificate number. Results apply to samples as submitted. All pages of this report have been checked and approved for release.

***** See Appendix Page for comments regarding this certificate *****

Signature:



Colin Ramshaw, Vancouver Laboratory Manager

ALS Canada Ltd.
2103 Dollarton Hwy
North Vancouver BC V7H 0A7
Phone: 604 984 0221 Fax: 604 984 0218 www.alsglobal.com

To: **SILVER RANGE RESOURCES LTD.**
C/O ARCHER, CATHRO & ASSOCIATES (1981) LIMITED
1016- 510 W HASTINGS ST
VANCOUVER BC V6B 1L8

Finalized Date: 12- SEP- 2012
Account: RANSIL

Project: KEG Group 6

CERTIFICATE OF ANALYSIS WH12202863

Sample Description	Method / Analyte / Units / LOR	WEI-21 Recvd Wt. kg 0.02	Au-AA24 Au ppm 0.005	ME-MS61 Ag ppm 0.01	ME-MS61 Al % 0.01	ME-MS61 As ppm 0.2	ME-MS61 Ba ppm 10	ME-MS61 Be ppm 0.05	ME-MS61 Bi ppm 0.01	ME-MS61 Ca % 0.01	ME-MS61 Cd ppm 0.02	ME-MS61 Ce ppm 0.01	ME-MS61 Co ppm 0.1	ME-MS61 Cr ppm 1	ME-MS61 Cs ppm 0.05	ME-MS61 Cu ppm 0.2
L840675		0.20	<0.005	6.88	1.62	73.6	340	0.49	1.13	0.17	4.78	8.52	5.8	30	1.87	128.0

***** See Appendix Page for comments regarding this certificate *****

ALS Canada Ltd.
2103 Dollarton Hwy
North Vancouver BC V7H 0A7
Phone: 604 984 0221 Fax: 604 984 0218 www.alsglobal.com

To: **SILVER RANGE RESOURCES LTD.**
C/O ARCHER, CATHRO & ASSOCIATES (1981) LIMITED
1016- 510 W HASTINGS ST
VANCOUVER BC V6B 1L8

Finalized Date: 12- SEP- 2012
Account: RANSIL

Project: KEG Group 6

CERTIFICATE OF ANALYSIS WH12202863

Sample Description	Method	ME-MS61	ME-MS61	ME-MS61	ME-MS61	ME-MS61	ME-MS61	ME-MS61	ME-MS61	ME-MS61	ME-MS61	ME-MS61	ME-MS61	ME-MS61	ME-MS61	ME-MS61
	Analyte	Fe	Ga	Ge	Hf	In	K	La	Li	Mg	Mn	Mo	Na	Nb	Ni	P
	Units	%	ppm	ppm	ppm	ppm	%	ppm	ppm	%	ppm	ppm	%	ppm	ppm	ppm
	LOR	0.01	0.05	0.05	0.1	0.005	0.01	0.5	0.2	0.01	5	0.05	0.01	0.1	0.2	10
L840675		7.93	4.62	0.11	0.4	0.190	0.19	5.5	20.6	0.31	214	27.8	0.34	2.1	93.8	1940

***** See Appendix Page for comments regarding this certificate *****

ALS Canada Ltd.
2103 Dollarton Hwy
North Vancouver BC V7H 0A7
Phone: 604 984 0221 Fax: 604 984 0218 www.alsglobal.com

To: **SILVER RANGE RESOURCES LTD.**
C/O ARCHER, CATHRO & ASSOCIATES (1981) LIMITED
1016- 510 W HASTINGS ST
VANCOUVER BC V6B 1L8

Finalized Date: 12- SEP- 2012
Account: RANSIL

Project: KEG Group 6

CERTIFICATE OF ANALYSIS WH12202863

Sample Description	Method	ME-MS61	ME-MS61	ME-MS61	ME-MS61	ME-MS61	ME-MS61	ME-MS61	ME-MS61	ME-MS61	ME-MS61	ME-MS61	ME-MS61	ME-MS61	ME-MS61	ME-MS61
	Analyte	Pb	Rb	Re	S	Sb	Sc	Se	Sn	Sr	Ta	Te	Th	Ti	Tl	U
	Units	ppm	ppm	ppm	%	ppm	ppm	ppm	ppm	ppm	ppm	ppm	ppm	%	ppm	ppm
	LOR	0.5	0.1	0.002	0.01	0.05	0.1	1	0.2	0.2	0.05	0.05	0.2	0.005	0.02	0.1
L840675		905	11.7	<0.002	0.04	50.2	3.4	2	13.9	60.7	0.13	0.06	1.9	0.058	0.26	3.3

***** See Appendix Page for comments regarding this certificate *****

ALS Canada Ltd.
2103 Dollarton Hwy
North Vancouver BC V7H 0A7
Phone: 604 984 0221 Fax: 604 984 0218 www.alsglobal.com

To: **SILVER RANGE RESOURCES LTD.**
C/O ARCHER, CATHRO & ASSOCIATES (1981) LIMITED
1016- 510 W HASTINGS ST
VANCOUVER BC V6B 1L8

Finalized Date: 12- SEP- 2012
Account: RANSIL

Project: KEG Group 6

CERTIFICATE OF ANALYSIS WH12202863

Sample Description	Method Analyte Units LOR	ME-MS61 V ppm 1	ME-MS61 W ppm 0.1	ME-MS61 Y ppm 0.1	ME-MS61 Zn ppm 2	ME-MS61 Zr ppm 0.5
L840675		93	0.2	8.1	1340	15.6

***** See Appendix Page for comments regarding this certificate *****

ALS Canada Ltd.
2103 Dollarton Hwy
North Vancouver BC V7H 0A7
Phone: 604 984 0221 Fax: 604 984 0218 www.alsglobal.com

To: **SILVER RANGE RESOURCES LTD.**
C/O ARCHER, CATHRO & ASSOCIATES (1981) LIMITED
1016- 510 W HASTINGS ST
VANCOUVER BC V6B 1L8

Page: Appendix 1
Total # Appendix Pages: 1
Finalized Date: 12- SEP- 2012
Account: RANSIL

Project: KEG Group 6

CERTIFICATE OF ANALYSIS WH12202863

Method	CERTIFICATE COMMENTS
ME- MS61	REE's may not be totally soluble in this method.

ALS Canada Ltd.

2103 Dollarton Hwy
North Vancouver BC V7H 0A7
Phone: 604 984 0221 Fax: 604 984 0218 www.alsglobal.com

To: **SILVER RANGE RESOURCES LTD.**
C/O ARCHER, CATHRO & ASSOCIATES (1981) LIMITED
1016-510 W HASTINGS ST
VANCOUVER BC V6B 1L8

Finalized Date: 15-SEP-2012
Account: RANSIL

CERTIFICATE WH12202864

Project: KEG Group 5

P.O. No.:

This report is for 1 Soil sample submitted to our lab in Whitehorse, YT, Canada on 28-AUG-2012.

The following have access to data associated with this certificate:

MATT DUMALA	JOAN MARIACHER	HEATHER SMITH

SAMPLE PREPARATION

ALS CODE	DESCRIPTION
WEI-21	Received Sample Weight
LOG-22	Sample login - Rcd w/o BarCode
SCR-41	Screen to -180um and save both

ANALYTICAL PROCEDURES

ALS CODE	DESCRIPTION	INSTRUMENT
Au-ICP21	Au 30g FA ICP-AES Finish	ICP-AES
ME-MS41	51 anal. aqua regia ICPMS	

To: **SILVER RANGE RESOURCES LTD.**
ATTN: JOAN MARIACHER
C/O ARCHER, CATHRO & ASSOCIATES (1981) LIMITED
1016-510 W HASTINGS ST
VANCOUVER BC V6B 1L8

This is the Final Report and supersedes any preliminary report with this certificate number. Results apply to samples as submitted. All pages of this report have been checked and approved for release.

***** See Appendix Page for comments regarding this certificate *****

Signature:

Colin Ramshaw, Vancouver Laboratory Manager

ALS Canada Ltd.
2103 Dollarton Hwy
North Vancouver BC V7H 0A7
Phone: 604 984 0221 Fax: 604 984 0218 www.alsglobal.com

To: **SILVER RANGE RESOURCES LTD.**
C/O ARCHER, CATHRO & ASSOCIATES (1981) LIMITED
1016- 510 W HASTINGS ST
VANCOUVER BC V6B 1L8

Finalized Date: 15- SEP- 2012
Account: RANSIL

Project: KEG Group 5

CERTIFICATE OF ANALYSIS WH12202864

Sample Description	Method / Analyte / Units / LOR	WEI-21 Recvd Wt. kg 0.02	Au-ICP21 Au ppm 0.001	ME-MS41 Ag ppm 0.01	ME-MS41 Al % 0.01	ME-MS41 As ppm 0.1	ME-MS41 Au ppm 0.2	ME-MS41 B ppm 10	ME-MS41 Ba ppm 10	ME-MS41 Be ppm 0.05	ME-MS41 Bi ppm 0.01	ME-MS41 Ca % 0.01	ME-MS41 Cd ppm 0.01	ME-MS41 Ce ppm 0.02	ME-MS41 Co ppm 0.1	ME-MS41 Cr ppm 1
DD005700		0.24	0.010	2.76	0.76	135.0	<0.2	<10	80	0.99	0.69	0.09	0.32	32.3	5.7	8

***** See Appendix Page for comments regarding this certificate *****

ALS Canada Ltd.
2103 Dollarton Hwy
North Vancouver BC V7H 0A7
Phone: 604 984 0221 Fax: 604 984 0218 www.alsglobal.com

To: **SILVER RANGE RESOURCES LTD.**
C/O ARCHER, CATHRO & ASSOCIATES (1981) LIMITED
1016- 510 W HASTINGS ST
VANCOUVER BC V6B 1L8

Finalized Date: 15- SEP- 2012
Account: RANSIL

Project: KEG Group 5

CERTIFICATE OF ANALYSIS WH12202864

Sample Description	Method	ME-MS41	ME-MS41	ME-MS41	ME-MS41	ME-MS41	ME-MS41	ME-MS41	ME-MS41	ME-MS41	ME-MS41	ME-MS41	ME-MS41	ME-MS41	ME-MS41	ME-MS41
	Analyte	Cs	Cu	Fe	Ga	Ge	Hf	Hg	In	K	La	Li	Mg	Mn	Mo	Na
	Units	ppm	ppm	%	ppm	ppm	ppm	ppm	ppm	%	ppm	ppm	%	ppm	ppm	%
	LOR	0.05	0.2	0.01	0.05	0.05	0.02	0.01	0.005	0.01	0.2	0.1	0.01	5	0.05	0.01
DD005700		13.50	24.5	1.92	3.32	0.05	0.02	0.06	0.026	0.08	15.8	10.3	0.13	1320	1.30	0.02

***** See Appendix Page for comments regarding this certificate *****

ALS Canada Ltd.
2103 Dollarton Hwy
North Vancouver BC V7H 0A7
Phone: 604 984 0221 Fax: 604 984 0218 www.alsglobal.com

To: **SILVER RANGE RESOURCES LTD.**
C/O ARCHER, CATHRO & ASSOCIATES (1981) LIMITED
1016- 510 W HASTINGS ST
VANCOUVER BC V6B 1L8

Finalized Date: 15- SEP- 2012
Account: RANSIL

Project: KEG Group 5

CERTIFICATE OF ANALYSIS WH12202864

Sample Description	Method	ME-MS41	ME-MS41	ME-MS41	ME-MS41	ME-MS41	ME-MS41	ME-MS41	ME-MS41	ME-MS41	ME-MS41	ME-MS41	ME-MS41	ME-MS41	ME-MS41	ME-MS41
	Analyte	Nb	Ni	P	Pb	Rb	Re	S	Sb	Sc	Se	Sn	Sr	Ta	Te	Th
	Units	ppm	ppm	ppm	ppm	ppm	ppm	%	ppm	ppm	ppm	ppm	ppm	ppm	ppm	ppm
	LOR	0.05	0.2	10	0.2	0.1	0.001	0.01	0.05	0.1	0.2	0.2	0.2	0.01	0.01	0.2
DD005700		0.37	6.8	710	38.7	14.1	<0.001	0.06	10.80	1.4	0.7	0.5	20.9	<0.01	0.02	1.3

***** See Appendix Page for comments regarding this certificate *****

ALS Canada Ltd.
2103 Dollarton Hwy
North Vancouver BC V7H 0A7
Phone: 604 984 0221 Fax: 604 984 0218 www.alsglobal.com

To: **SILVER RANGE RESOURCES LTD.**
C/ O ARCHER, CATHRO & ASSOCIATES (1981) LIMITED
1016- 510 W HASTINGS ST
VANCOUVER BC V6B 1L8

Finalized Date: 15- SEP- 2012
Account: RANSIL

Project: KEG Group 5

CERTIFICATE OF ANALYSIS WH12202864

Sample Description	Method	ME- MS41	ME- MS41	ME- MS41	ME- MS41	ME- MS41	ME- MS41	ME- MS41	ME- MS41
	Analyte	Ti	Tl	U	V	W	Y	Zn	Zr
	Units	%	ppm	ppm	ppm	ppm	ppm	ppm	ppm
	LOR	0.005	0.02	0.05	1	0.05	0.05	2	0.5
DD005700		0.021	0.61	13.75	21	1.65	7.63	102	<0.5

***** See Appendix Page for comments regarding this certificate *****

ALS Canada Ltd.
2103 Dollarton Hwy
North Vancouver BC V7H 0A7
Phone: 604 984 0221 Fax: 604 984 0218 www.alsglobal.com

To: **SILVER RANGE RESOURCES LTD.**
C/O ARCHER, CATHRO & ASSOCIATES (1981) LIMITED
1016- 510 W HASTINGS ST
VANCOUVER BC V6B 1L8

Finalized Date: 15- SEP- 2012
Account: RANSIL

Project: KEG Group 5

CERTIFICATE OF ANALYSIS WH12202864

Method	CERTIFICATE COMMENTS
ME- MS41	Gold determinations by this method are semi- quantitative due to the small sample weight used (0.5g).

ALS Canada Ltd.

2103 Dollarton Hwy
North Vancouver BC V7H 0A7
Phone: 604 984 0221 Fax: 604 984 0218 www.alsglobal.com

To: **SILVER RANGE RESOURCES LTD.**
C/O ARCHER, CATHRO & ASSOCIATES (1981) LIMITED
1016-510 W HASTINGS ST
VANCOUVER BC V6B 1L8

Finalized Date: 18-SEP-2012
Account: RANSIL

CERTIFICATE WH12202865

Project: KEG Group 5

P.O. No.:

This report is for 15 Rock samples submitted to our lab in Whitehorse, YT, Canada on 28-AUG-2012.

The following have access to data associated with this certificate:

MATT DUMALA	JOAN MARIACHER	HEATHER SMITH

SAMPLE PREPARATION

ALS CODE	DESCRIPTION
WEI-21	Received Sample Weight
LOG-22	Sample login - Rcd w/o BarCode
CRU-31	Fine crushing - 70%<2mm
CRU-QC	Crushing QC Test
SPL-21	Split sample - riffle splitter
PUL-QC	Pulverizing QC Test
PUL-31	Pulverize split to 85%<75 um

ANALYTICAL PROCEDURES

ALS CODE	DESCRIPTION	INSTRUMENT
Au-AA24	Au 50g FA AA finish	AAS
ME-OG62	Ore Grade Elements - Four Acid	ICP-AES
ME-MS61	48 element four acid ICP-MS	
Ag-OG62	Ore Grade Ag - Four Acid	VARIABLE
Pb-OG62	Ore Grade Pb - Four Acid	VARIABLE
Zn-OG62	Ore Grade Zn - Four Acid	VARIABLE
Ag-GRA21	Ag 30g FA-GRAV finish	WST-SIM
Ag-CON01	Ag Concentrate	
Sn-XRF05	Sn-Trace Level XRF Analysis	XRF

To: **SILVER RANGE RESOURCES LTD.**
ATTN: JOAN MARIACHER
C/O ARCHER, CATHRO & ASSOCIATES (1981) LIMITED
1016-510 W HASTINGS ST
VANCOUVER BC V6B 1L8

This is the Final Report and supersedes any preliminary report with this certificate number. Results apply to samples as submitted. All pages of this report have been checked and approved for release.

***** See Appendix Page for comments regarding this certificate *****

Signature:

Colin Ramshaw, Vancouver Laboratory Manager

ALS Canada Ltd.
2103 Dollarton Hwy
North Vancouver BC V7H 0A7
Phone: 604 984 0221 Fax: 604 984 0218 www.alsglobal.com

To: **SILVER RANGE RESOURCES LTD.**
C/O ARCHER, CATHRO & ASSOCIATES (1981) LIMITED
1016- 510 W HASTINGS ST
VANCOUVER BC V6B 1L8

Finalized Date: 18- SEP- 2012
Account: RANSIL

Project: KEG Group 5

CERTIFICATE OF ANALYSIS WH12202865

Sample Description	Method	WEI-21	Au-AA24	ME-MS61	ME-MS61	ME-MS61	ME-MS61	ME-MS61	ME-MS61	ME-MS61	ME-MS61	ME-MS61	ME-MS61	ME-MS61	ME-MS61	ME-MS61
	Analyte	Recvd Wt.	Au	Ag	Al	As	Ba	Be	Bi	Ca	Cd	Ce	Co	Cr	Cs	Cu
	Units	kg	ppm	ppm	%	ppm	ppm	ppm	ppm	%	ppm	ppm	ppm	ppm	ppm	ppm
	LOR	0.02	0.005	0.01	0.01	0.2	10	0.05	0.01	0.01	0.02	0.01	0.1	1	0.05	0.2
L840677		0.33	0.047	>100	0.32	2070	560	4.54	0.05	0.07	4.34	5.18	1.5	13	4.36	210
L840678		0.76	0.061	22.7	0.62	2240	170	2.69	0.16	0.34	3.12	11.05	2.5	23	5.57	40.4
L840679		0.38	<0.005	2.22	1.09	177.5	90	1.68	0.04	0.11	0.62	2.51	1.5	24	4.62	3.2
L840680		0.22	0.090	18.70	1.91	3470	100	4.19	1.54	0.09	1.08	18.90	6.9	8	11.50	24.8
L840681		0.29	0.039	15.85	5.90	485	410	3.18	0.52	0.14	0.27	43.4	2.2	12	19.70	4.3
L840682		0.22	0.123	>100	1.20	2490	90	1.71	0.64	0.92	13.50	19.30	3.2	19	5.27	246
L840683		0.51	0.017	16.70	7.04	294	150	4.82	0.50	0.17	1.66	66.1	3.8	8	32.4	9.8
L840684		0.36	0.559	>100	0.23	1435	50	1.17	0.62	0.01	43.0	1.39	0.3	17	2.82	6400
L840685		0.36	0.912	>100	0.28	2990	250	0.98	0.84	0.02	20.4	6.15	0.4	21	1.80	1820
L840686		0.43	0.338	>100	0.51	5130	40	1.27	0.43	1.81	33.2	15.55	1.1	17	4.50	1115
L840687		0.46	0.123	>100	4.05	2020	140	2.18	0.76	0.02	0.30	31.1	0.5	21	10.95	86.6
L840688		0.16	0.037	>100	1.99	3150	130	2.93	0.40	0.13	2.94	17.30	1.8	16	6.17	175.5
L840689		0.43	0.071	>100	0.52	1920	140	3.24	0.09	0.12	9.54	20.8	1.6	13	4.56	156.5
L840690		0.35	1.060	>100	0.28	>10000	50	1.57	0.14	0.03	4.23	5.24	0.5	29	3.17	145.0
L840691		0.35	0.092	16.10	1.32	>10000	210	5.82	0.15	0.24	1.78	37.1	4.4	8	11.55	18.7

***** See Appendix Page for comments regarding this certificate *****

ALS Canada Ltd.
2103 Dollarton Hwy
North Vancouver BC V7H 0A7
Phone: 604 984 0221 Fax: 604 984 0218 www.alsglobal.com

To: **SILVER RANGE RESOURCES LTD.**
C/O ARCHER, CATHRO & ASSOCIATES (1981) LIMITED
1016- 510 W HASTINGS ST
VANCOUVER BC V6B 1L8

Finalized Date: 18- SEP- 2012
Account: RANSIL

Project: KEG Group 5

CERTIFICATE OF ANALYSIS WH12202865

Sample Description	Method	ME-MS61	ME-MS61	ME-MS61	ME-MS61	ME-MS61	ME-MS61	ME-MS61	ME-MS61	ME-MS61	ME-MS61	ME-MS61	ME-MS61	ME-MS61	ME-MS61	ME-MS61
	Analyte	Fe	Ga	Ge	Hf	In	K	La	Li	Mg	Mn	Mo	Na	Nb	Ni	P
	Units	%	ppm	ppm	ppm	ppm	%	ppm	ppm	%	ppm	ppm	%	ppm	ppm	ppm
	LOR	0.01	0.05	0.05	0.1	0.005	0.01	0.5	0.2	0.01	5	0.05	0.01	0.1	0.2	10
L840677		10.50	2.13	0.13	<0.1	0.012	0.16	3.2	109.0	0.02	38200	8.63	0.02	0.3	2.6	770
L840678		10.05	3.67	0.13	0.1	0.045	0.38	6.2	99.0	0.07	83800	5.60	0.07	0.9	2.6	400
L840679		2.54	2.70	0.06	0.1	0.009	0.42	1.3	122.5	0.05	23100	1.42	0.01	0.6	1.5	60
L840680		16.75	9.79	0.24	0.4	0.029	0.65	9.6	97.5	0.06	2780	15.60	0.03	1.4	3.3	2100
L840681		1.99	17.55	0.14	1.4	0.019	3.66	22.4	69.7	0.20	546	0.76	0.04	4.9	2.4	250
L840682		4.02	6.20	0.11	0.2	0.071	0.56	9.3	124.0	0.09	>100000	7.56	0.01	1.0	1.6	50
L840683		1.84	21.7	0.14	2.1	0.024	3.37	34.1	44.9	0.25	3500	0.60	0.03	14.2	2.7	410
L840684		2.57	1.15	0.08	<0.1	<0.005	0.03	4.4	147.0	<0.01	7960	1.00	0.01	0.1	1.1	20
L840685		1.72	1.52	0.05	<0.1	<0.005	0.06	4.8	189.0	0.01	22100	1.23	0.01	0.2	1.4	30
L840686		6.86	7.19	0.12	0.1	<0.005	0.22	8.5	86.6	0.33	>100000	1.02	0.01	0.6	1.2	30
L840687		0.98	13.55	0.08	0.9	0.021	2.21	15.6	75.5	0.17	578	1.98	0.02	4.7	1.4	90
L840688		8.34	6.80	0.13	0.3	0.015	0.84	9.8	91.5	0.08	3090	6.53	0.02	1.8	3.3	1290
L840689		6.29	5.85	0.12	0.1	0.006	0.46	9.9	111.0	0.02	>100000	27.8	0.02	0.5	7.8	830
L840690		3.30	1.44	0.08	<0.1	0.022	0.05	2.7	219	<0.01	21800	4.48	0.01	0.1	1.4	300
L840691		8.45	8.42	0.16	0.2	0.025	1.09	19.0	73.6	0.05	>100000	2.16	0.05	1.3	10.2	800

***** See Appendix Page for comments regarding this certificate *****

ALS Canada Ltd.
2103 Dollarton Hwy
North Vancouver BC V7H 0A7
Phone: 604 984 0221 Fax: 604 984 0218 www.alsglobal.com

To: **SILVER RANGE RESOURCES LTD.**
C/O ARCHER, CATHRO & ASSOCIATES (1981) LIMITED
1016- 510 W HASTINGS ST
VANCOUVER BC V6B 1L8

Finalized Date: 18- SEP- 2012
Account: RANSIL

Project: KEG Group 5

CERTIFICATE OF ANALYSIS WH12202865

Sample Description	Method	ME-MS61	ME-MS61	ME-MS61	ME-MS61	ME-MS61	ME-MS61	ME-MS61	ME-MS61	ME-MS61	ME-MS61	ME-MS61	ME-MS61	ME-MS61	ME-MS61	ME-MS61
	Analyte	Pb	Rb	Re	S	Sb	Sc	Se	Sn	Sr	Ta	Te	Th	Ti	Tl	U
	Units	ppm	ppm	ppm	%	ppm	ppm	ppm	ppm	ppm	ppm	ppm	ppm	%	ppm	ppm
	LOR	0.5	0.1	0.002	0.01	0.05	0.1	1	0.2	0.2	0.05	0.05	0.2	0.005	0.02	0.1
L840677		926	12.9	<0.002	0.01	300	2.1	3	2.0	311	<0.05	<0.05	2.3	<0.005	4.83	65.6
L840678		525	23.0	<0.002	0.03	546	4.0	1	3.3	221	0.05	<0.05	2.8	0.019	0.70	32.4
L840679		28.4	38.5	<0.002	0.13	14.75	1.3	1	1.7	14.8	0.05	<0.05	1.0	0.009	0.73	1.8
L840680		77.0	72.6	<0.002	0.10	697	3.0	9	4.0	38.4	0.10	2.03	14.6	0.027	5.81	65.7
L840681		56.8	286	<0.002	1.44	34.8	2.3	2	4.6	32.1	0.48	<0.05	13.3	0.081	2.77	6.9
L840682		325	56.2	<0.002	0.85	161.0	1.2	3	25.4	53.3	0.08	0.55	2.2	0.016	0.98	8.1
L840683		90.6	324	<0.002	1.49	23.0	5.0	1	16.5	11.0	1.27	<0.05	18.5	0.168	6.83	5.6
L840684		>10000	4.8	<0.002	4.83	>10000	0.1	4	>500	6.4	<0.05	<0.05	0.2	<0.005	1.40	1.0
L840685		>10000	6.8	<0.002	1.74	>10000	0.3	3	361	10.2	<0.05	<0.05	0.3	<0.005	0.73	1.3
L840686		>10000	24.2	<0.002	1.86	9210	1.3	2	269	7.9	<0.05	<0.05	1.4	0.008	0.59	0.9
L840687		350	226	<0.002	0.25	307	2.2	2	12.6	16.0	0.48	<0.05	7.6	0.083	1.87	2.9
L840688		1705	98.3	<0.002	0.16	685	1.5	2	20.7	22.2	0.38	<0.05	5.9	0.018	3.04	13.1
L840689		524	25.1	<0.002	<0.01	911	0.6	1	1.9	424	<0.05	<0.05	1.3	0.008	0.27	92.0
L840690		6090	5.9	<0.002	0.42	2400	0.2	1	12.1	24.0	<0.05	<0.05	0.2	<0.005	0.15	34.3
L840691		229	71.3	<0.002	<0.01	261	1.2	1	4.6	427	0.14	<0.05	4.0	0.018	0.86	95.0

***** See Appendix Page for comments regarding this certificate *****

ALS Canada Ltd.
2103 Dollarton Hwy
North Vancouver BC V7H 0A7
Phone: 604 984 0221 Fax: 604 984 0218 www.alsglobal.com

To: **SILVER RANGE RESOURCES LTD.**
C/O ARCHER, CATHRO & ASSOCIATES (1981) LIMITED
1016-510 W HASTINGS ST
VANCOUVER BC V6B 1L8

Finalized Date: 18-SEP-2012
Account: RANSIL

Project: KEG Group 5

CERTIFICATE OF ANALYSIS WH12202865

Sample Description	Method	ME-MS61	ME-MS61	ME-MS61	ME-MS61	ME-MS61	Ag-OG62	Pb-OG62	Zn-OG62	Ag-GRA21	Ag-CON01	Sn-XRF05
	Analyte	V	W	Y	Zn	Zr	Ag	Pb	Zn	Ag	Ag	Sn
	Units	ppm	ppm	ppm	ppm	ppm	ppm	%	%	ppm	ppm	ppm
	LOR	1	0.1	0.1	2	0.5	1	0.001	0.001	5	0.7	5
L840677		8	55.2	9.5	2190	1.3	167					
L840678		11	13.7	15.4	1750	4.6						
L840679		5	1.2	4.4	233	3.8						
L840680		10	1.8	12.6	1290	12.3						
L840681		13	1.5	3.8	105	47.3						
L840682		4	0.8	5.4	6250	7.1	281					
L840683		21	1.1	6.8	1040	67.2						
L840684		<1	3.1	0.7	>10000	<0.5	>1500	6.78	1.400	>10000	11424.5	737
L840685		2	0.2	2.6	2550	1.1	>1500	3.68		>10000	16069.0	
L840686		5	1.7	12.6	>10000	3.3	>1500	1.450	1.255	1845		
L840687		13	1.1	2.3	79	31.9	114					
L840688		7	1.1	8.4	472	6.6	319					
L840689		4	0.9	11.4	2670	4.1	381					
L840690		1	0.1	3.5	905	0.5	253					
L840691		6	3.1	17.7	892	7.7						

***** See Appendix Page for comments regarding this certificate *****

ALS Canada Ltd.
2103 Dollarton Hwy
North Vancouver BC V7H 0A7
Phone: 604 984 0221 Fax: 604 984 0218 www.alsglobal.com

To: **SILVER RANGE RESOURCES LTD.**
C/O ARCHER, CATHRO & ASSOCIATES (1981) LIMITED
1016- 510 W HASTINGS ST
VANCOUVER BC V6B 1L8

Page: Appendix 1
Total # Appendix Pages: 1
Finalized Date: 18- SEP- 2012
Account: RANSIL

Project: KEG Group 5

CERTIFICATE OF ANALYSIS WH12202865

Method	CERTIFICATE COMMENTS
ME- MS61	REE's may not be totally soluble in this method.

ALS Canada Ltd.

2103 Dollarton Hwy
North Vancouver BC V7H 0A7
Phone: 604 984 0221 Fax: 604 984 0218 www.alsglobal.com

To: **SILVER RANGE RESOURCES LTD.**
C/O ARCHER, CATHRO & ASSOCIATES (1981) LIMITED
1016-510 W HASTINGS ST
VANCOUVER BC V6B 1L8

Finalized Date: 13-SEP-2012
Account: RANSIL

CERTIFICATE WH12202868

Project: KEG (VAT)

P.O. No.:

This report is for 3 Rock samples submitted to our lab in Whitehorse, YT, Canada on 28-AUG-2012.

The following have access to data associated with this certificate:

MATT DUMALA	JOAN MARIACHER	HEATHER SMITH

SAMPLE PREPARATION

ALS CODE	DESCRIPTION
WEI-21	Received Sample Weight
LOG-22	Sample login - Rcd w/o BarCode
CRU-31	Fine crushing - 70%<2mm
CRU-QC	Crushing QC Test
SPL-21	Split sample - riffle splitter
PUL-QC	Pulverizing QC Test
PUL-31	Pulverize split to 85%<75 um

ANALYTICAL PROCEDURES

ALS CODE	DESCRIPTION	INSTRUMENT
Au-AA24	Au 50g FA AA finish	AAS
ME-OG62	Ore Grade Elements - Four Acid	ICP-AES
ME-MS61	48 element four acid ICP-MS	
Ag-OG62	Ore Grade Ag - Four Acid	VARIABLE
Pb-OG62	Ore Grade Pb - Four Acid	VARIABLE

To: **SILVER RANGE RESOURCES LTD.**
ATTN: JOAN MARIACHER
C/O ARCHER, CATHRO & ASSOCIATES (1981) LIMITED
1016-510 W HASTINGS ST
VANCOUVER BC V6B 1L8

This is the Final Report and supersedes any preliminary report with this certificate number. Results apply to samples as submitted. All pages of this report have been checked and approved for release.

***** See Appendix Page for comments regarding this certificate *****

Signature:

Colin Ramshaw, Vancouver Laboratory Manager

ALS Canada Ltd.
2103 Dollarton Hwy
North Vancouver BC V7H 0A7
Phone: 604 984 0221 Fax: 604 984 0218 www.alsglobal.com

To: **SILVER RANGE RESOURCES LTD.**
C/O ARCHER, CATHRO & ASSOCIATES (1981) LIMITED
1016- 510 W HASTINGS ST
VANCOUVER BC V6B 1L8

Finalized Date: 13- SEP- 2012
Account: RANSIL

Project: KEG (VAT)

CERTIFICATE OF ANALYSIS WH12202868

Sample Description	Method	WEI-21	Au-AA24	ME-MS61	ME-MS61	ME-MS61	ME-MS61	ME-MS61	ME-MS61	ME-MS61	ME-MS61	ME-MS61	ME-MS61	ME-MS61	ME-MS61	ME-MS61
	Analyte	Recvd Wt.	Au	Ag	Al	As	Ba	Be	Bi	Ca	Cd	Ce	Co	Cr	Cs	Cu
	Units	kg	ppm	ppm	%	ppm	ppm	ppm	ppm	%	ppm	ppm	ppm	ppm	ppm	ppm
	LOR	0.02	0.005	0.01	0.01	0.2	10	0.05	0.01	0.01	0.02	0.01	0.1	1	0.05	0.2
L840692		0.76	0.007	>100	1.49	4.1	70	0.63	1560	0.02	0.84	15.95	0.3	27	1.43	224
L840693		0.61	<0.005	>100	1.22	2.8	80	0.56	813	0.02	0.74	10.70	0.4	41	1.35	346
L840694		0.75	<0.005	>100	1.31	1.8	90	0.51	779	0.02	0.54	10.25	0.3	36	1.37	214

***** See Appendix Page for comments regarding this certificate *****

ALS Canada Ltd.
2103 Dollarton Hwy
North Vancouver BC V7H 0A7
Phone: 604 984 0221 Fax: 604 984 0218 www.alsglobal.com

To: **SILVER RANGE RESOURCES LTD.**
C/O ARCHER, CATHRO & ASSOCIATES (1981) LIMITED
1016- 510 W HASTINGS ST
VANCOUVER BC V6B 1L8

Finalized Date: 13- SEP- 2012
Account: RANSIL

Project: KEG (VAT)

CERTIFICATE OF ANALYSIS WH12202868

Sample Description	Method	ME-MS61	ME-MS61	ME-MS61	ME-MS61	ME-MS61	ME-MS61	ME-MS61	ME-MS61	ME-MS61	ME-MS61	ME-MS61	ME-MS61	ME-MS61	ME-MS61	ME-MS61
	Analyte	Fe	Ga	Ge	Hf	In	K	La	Li	Mg	Mn	Mo	Na	Nb	Ni	P
	Units	%	ppm	ppm	ppm	ppm	%	ppm	ppm	%	ppm	ppm	%	ppm	ppm	ppm
	LOR	0.01	0.05	0.05	0.1	0.005	0.01	0.5	0.2	0.01	5	0.05	0.01	0.1	0.2	10
L840692		0.97	7.48	0.46	0.5	3.68	0.71	7.8	14.2	0.05	59	2.59	0.02	1.6	1.5	90
L840693		0.88	5.75	0.28	0.3	1.895	0.56	5.2	16.0	0.05	51	3.45	0.02	0.9	1.5	70
L840694		0.68	6.02	0.29	0.3	1.830	0.68	5.0	13.8	0.04	44	4.22	0.02	1.4	1.3	90

***** See Appendix Page for comments regarding this certificate *****

ALS Canada Ltd.
2103 Dollarton Hwy
North Vancouver BC V7H 0A7
Phone: 604 984 0221 Fax: 604 984 0218 www.alsglobal.com

To: **SILVER RANGE RESOURCES LTD.**
C/O ARCHER, CATHRO & ASSOCIATES (1981) LIMITED
1016- 510 W HASTINGS ST
VANCOUVER BC V6B 1L8

Finalized Date: 13- SEP- 2012
Account: RANSIL

Project: KEG (VAT)

CERTIFICATE OF ANALYSIS WH12202868

Sample Description	Method	ME-MS61	ME-MS61	ME-MS61	ME-MS61	ME-MS61	ME-MS61	ME-MS61	ME-MS61	ME-MS61	ME-MS61	ME-MS61	ME-MS61	ME-MS61	ME-MS61	ME-MS61
	Analyte	Pb	Rb	Re	S	Sb	Sc	Se	Sn	Sr	Ta	Te	Th	Ti	Tl	U
	Units	ppm	ppm	ppm	%	ppm	ppm	ppm	ppm	ppm	ppm	ppm	ppm	%	ppm	ppm
	LOR	0.5	0.1	0.002	0.01	0.05	0.1	1	0.2	0.2	0.05	0.05	0.2	0.005	0.02	0.1
L840692		>10000	54.6	<0.002	0.85	8.70	0.9	113	9.2	4.2	0.13	5.65	2.3	0.029	1.51	0.4
L840693		>10000	45.1	<0.002	0.50	6.78	0.4	68	8.1	6.1	0.07	3.03	1.9	0.015	1.27	0.6
L840694		>10000	50.1	<0.002	0.41	6.04	0.7	65	4.5	6.4	0.14	2.98	2.2	0.018	0.66	0.7

***** See Appendix Page for comments regarding this certificate *****

ALS Canada Ltd.
2103 Dollarton Hwy
North Vancouver BC V7H 0A7
Phone: 604 984 0221 Fax: 604 984 0218 www.alsglobal.com

To: **SILVER RANGE RESOURCES LTD.**
C/O ARCHER, CATHRO & ASSOCIATES (1981) LIMITED
1016-510 W HASTINGS ST
VANCOUVER BC V6B 1L8

Finalized Date: 13-SEP-2012
Account: RANSIL

Project: KEG (VAT)

CERTIFICATE OF ANALYSIS WH12202868

Sample Description	Method	ME-MS61	ME-MS61	ME-MS61	ME-MS61	ME-MS61	Ag-OG62	Pb-OG62
	Analyte	V	W	Y	Zn	Zr	Ag	Pb
	Units	ppm	ppm	ppm	ppm	ppm	ppm	%
	LOR	1	0.1	0.1	2	0.5	1	0.001
L840692		6	15.9	0.9	191	15.3	675	3.96
L840693		5	98.4	0.7	188	9.5	352	2.51
L840694		4	38.3	1.0	129	10.9	337	2.03

***** See Appendix Page for comments regarding this certificate *****

ALS Canada Ltd.
2103 Dollarton Hwy
North Vancouver BC V7H 0A7
Phone: 604 984 0221 Fax: 604 984 0218 www.alsglobal.com

To: **SILVER RANGE RESOURCES LTD.**
C/O ARCHER, CATHRO & ASSOCIATES (1981) LIMITED
1016- 510 W HASTINGS ST
VANCOUVER BC V6B 1L8

Page: Appendix 1
Total # Appendix Pages: 1
Finalized Date: 13- SEP- 2012
Account: RANSIL

Project: KEG (VAT)

CERTIFICATE OF ANALYSIS WH12202868

Method	CERTIFICATE COMMENTS
ME- MS61	REE's may not be totally soluble in this method.

ALS Canada Ltd.

2103 Dollarton Hwy
North Vancouver BC V7H 0A7
Phone: 604 984 0221 Fax: 604 984 0218 www.alsglobal.com

To: **SILVER RANGE RESOURCES LTD.**
C/O ARCHER, CATHRO & ASSOCIATES (1981) LIMITED
1016-510 W HASTINGS ST
VANCOUVER BC V6B 1L8

Finalized Date: 16-SEP-2012
Account: RANSIL

CERTIFICATE WH12202869

Project: KEG (VAT)

P.O. No.:

This report is for 190 Soil samples submitted to our lab in Whitehorse, YT, Canada on 28-AUG-2012.

The following have access to data associated with this certificate:

MATT DUMALA	JOAN MARIACHER	HEATHER SMITH

SAMPLE PREPARATION

ALS CODE	DESCRIPTION
WEI-21	Received Sample Weight
LOG-22	Sample login - Rcd w/o BarCode
SCR-41	Screen to -180um and save both

ANALYTICAL PROCEDURES

ALS CODE	DESCRIPTION	INSTRUMENT
ME-OG46	Ore Grade Elements - AquaRegia	ICP-AES
Ag-OG46	Ore Grade Ag - Aqua Regia	VARIABLE
Au-ICP21	Au 30g FA ICP-AES Finish	ICP-AES
ME-MS41	51 anal. aqua regia ICPMS	

To: **SILVER RANGE RESOURCES LTD.**
ATTN: JOAN MARIACHER
C/O ARCHER, CATHRO & ASSOCIATES (1981) LIMITED
1016-510 W HASTINGS ST
VANCOUVER BC V6B 1L8

This is the Final Report and supersedes any preliminary report with this certificate number. Results apply to samples as submitted. All pages of this report have been checked and approved for release.

***** See Appendix Page for comments regarding this certificate *****

Signature:

Colin Ramshaw, Vancouver Laboratory Manager

ALS Canada Ltd.
2103 Dollarton Hwy
North Vancouver BC V7H 0A7
Phone: 604 984 0221 Fax: 604 984 0218 www.alsglobal.com

To: **SILVER RANGE RESOURCES LTD.**
C/O ARCHER, CATHRO & ASSOCIATES (1981) LIMITED
1016-510 W HASTINGS ST
VANCOUVER BC V6B 1L8

Finalized Date: 16-SEP-2012
Account: RANSIL

Project: KEG (VAT)

CERTIFICATE OF ANALYSIS WH12202869

Sample Description	Method	WEI-21	Au-ICP21	ME-MS41	ME-MS41	ME-MS41	ME-MS41	ME-MS41	ME-MS41	ME-MS41	ME-MS41	ME-MS41	ME-MS41	ME-MS41	ME-MS41	ME-MS41
	Analyte	Recvd Wt.	Au	Ag	Al	As	Au	B	Ba	Be	Bi	Ca	Cd	Ce	Co	Cr
	Units	kg	ppm	ppm	%	ppm	ppm	ppm	ppm	ppm	ppm	%	ppm	ppm	ppm	ppm
	LOR	0.02	0.001	0.01	0.01	0.1	0.2	10	10	0.05	0.01	0.01	0.01	0.02	0.1	1
DD005676		0.23	0.001	0.08	1.46	4.6	<0.2	<10	90	1.16	0.41	0.13	0.16	30.8	5.6	18
DD005677		0.31	<0.001	0.09	1.55	5.4	<0.2	<10	80	1.02	0.49	0.12	0.16	33.0	5.6	18
DD005678		0.33	0.001	0.07	1.10	4.2	<0.2	<10	90	0.82	0.44	0.16	0.14	35.8	5.2	18
DD005679		0.27	0.003	0.03	1.21	4.8	<0.2	<10	90	0.70	0.47	0.22	0.12	36.5	5.8	17
DD005680		0.25	0.003	0.25	1.39	5.7	<0.2	<10	140	0.82	0.72	0.23	0.17	27.5	4.0	18
DD005681		0.28	0.001	0.13	1.48	10.4	<0.2	<10	140	1.03	0.94	0.18	0.22	34.7	6.5	21
DD005682		0.25	<0.001	0.16	1.28	4.3	<0.2	<10	100	0.81	0.55	0.16	0.11	21.9	3.8	16
DD005683		0.32	0.002	0.12	1.66	4.9	<0.2	<10	160	0.90	0.79	0.29	0.11	41.3	5.6	20
DD005684		0.34	0.001	0.17	1.70	5.1	<0.2	<10	110	1.23	0.74	0.17	0.08	33.3	6.4	23
DD005685		0.35	0.001	0.09	1.45	4.4	<0.2	<10	90	1.20	0.54	0.25	0.12	45.7	6.6	20
DD005686		0.32	0.002	0.47	1.37	3.9	<0.2	<10	100	1.76	2.05	0.20	0.13	46.5	8.0	15
DD005687		0.27	0.001	0.03	1.60	9.8	<0.2	<10	100	0.56	0.45	0.18	0.14	25.8	6.8	31
DD005690		0.32	<0.001	0.07	0.41	11.4	<0.2	<10	20	1.41	0.62	0.17	0.08	57.2	2.2	4
DD005691		0.37	<0.001	0.37	0.51	1.4	<0.2	<10	30	2.49	4.98	0.28	0.26	89.9	3.3	3
DD005692		0.29	0.001	0.13	0.77	5.4	<0.2	<10	90	2.30	0.96	0.22	0.12	51.3	5.1	7
DD005693		0.40	<0.001	0.11	0.55	5.2	<0.2	<10	80	2.85	0.80	0.36	0.08	75.3	2.8	4
DD005694		0.36	<0.001	0.12	0.43	2.0	<0.2	<10	10	3.14	0.74	0.33	0.12	68.7	8.1	4
DD005695		0.38	<0.001	0.28	0.58	23.8	<0.2	<10	30	4.84	0.50	0.41	0.17	37.6	3.8	2
DD005696		0.38	0.002	0.10	0.57	5.6	<0.2	<10	70	1.22	0.45	0.27	0.04	67.6	0.6	1
DD005697		0.40	<0.001	0.09	1.28	13.2	<0.2	<10	40	3.64	0.79	0.53	0.06	50.1	2.1	3
DD005698		0.46	0.003	0.50	0.52	39.0	<0.2	<10	10	1.68	3.42	0.32	0.08	36.7	1.5	2
DD005699		0.54	<0.001	2.43	0.45	14.8	<0.2	<10	40	1.63	9.31	0.25	6.34	27.5	3.2	2
ZZ42824		0.36	<0.001	0.09	1.88	8.1	<0.2	<10	100	1.19	0.59	0.12	0.29	36.4	7.2	21
ZZ42825		0.24	<0.001	0.04	0.49	0.3	<0.2	<10	30	0.22	0.06	0.13	0.06	8.30	1.6	3
ZZ42826		0.28	0.001	0.14	1.85	6.3	<0.2	<10	80	0.96	0.62	0.09	0.17	32.8	5.3	20
ZZ42827		0.31	<0.001	0.07	0.83	2.4	<0.2	<10	40	0.40	0.29	0.06	0.11	15.50	2.9	9
ZZ42828		0.29	0.001	0.10	1.72	7.1	<0.2	<10	180	1.18	0.43	0.18	0.09	32.3	7.5	14
ZZ42829		0.33	<0.001	0.07	1.80	12.1	<0.2	<10	160	0.93	0.67	0.09	0.14	35.5	9.1	23
ZZ42830		0.27	<0.001	0.06	1.31	5.4	<0.2	<10	90	0.54	0.37	0.10	0.09	22.3	4.4	14
ZZ42831		0.26	<0.001	0.13	0.94	3.4	<0.2	<10	70	0.40	0.33	0.11	0.16	13.90	3.7	9
ZZ42832		0.19	<0.001	0.10	0.68	4.2	<0.2	<10	60	0.38	0.38	0.16	0.18	14.95	3.2	8
ZZ42833		0.36	<0.001	0.07	1.75	5.8	<0.2	<10	120	1.82	0.49	0.28	0.12	47.4	9.3	21
ZZ42834		0.32	<0.001	0.03	0.54	0.7	<0.2	<10	30	0.14	0.07	0.09	0.04	4.86	2.0	4
ZZ42835		0.30	0.003	0.15	2.16	8.5	<0.2	<10	220	1.71	0.66	0.33	0.10	40.7	12.9	35
ZZ42836		0.30	<0.001	0.08	1.33	5.3	<0.2	<10	100	1.11	0.66	0.12	0.10	20.5	8.9	20
ZZ42837		0.29	0.001	0.07	0.91	2.0	<0.2	<10	60	0.56	0.42	0.09	0.15	17.05	3.0	8
ZZ42838		0.23	<0.001	0.09	0.94	6.6	<0.2	<10	50	0.61	1.48	0.11	0.17	23.1	4.4	14
ZZ42839		0.39	<0.001	0.05	1.60	2.8	<0.2	<10	100	1.50	0.86	0.34	0.06	29.7	8.9	28
ZZ42840		0.29	0.001	0.10	1.46	6.2	<0.2	<10	180	1.09	0.84	0.22	0.17	37.2	5.7	16
ZZ42841		0.34	0.001	0.19	0.76	8.8	<0.2	<10	60	0.41	0.73	0.05	0.15	25.9	3.1	13

***** See Appendix Page for comments regarding this certificate *****

ALS Canada Ltd.
2103 Dollarton Hwy
North Vancouver BC V7H 0A7
Phone: 604 984 0221 Fax: 604 984 0218 www.alsglobal.com

To: **SILVER RANGE RESOURCES LTD.**
C/O ARCHER, CATHRO & ASSOCIATES (1981) LIMITED
1016-510 W HASTINGS ST
VANCOUVER BC V6B 1L8

Finalized Date: 16-SEP-2012
Account: RANSIL

Project: KEG (VAT)

CERTIFICATE OF ANALYSIS WH12202869

Sample Description	Method	ME-MS41	ME-MS41	ME-MS41	ME-MS41	ME-MS41	ME-MS41	ME-MS41	ME-MS41	ME-MS41	ME-MS41	ME-MS41	ME-MS41	ME-MS41	ME-MS41	ME-MS41
	Analyte	Cs	Cu	Fe	Ga	Ge	Hf	Hg	In	K	La	Li	Mg	Mn	Mo	Na
	Units	ppm	ppm	%	ppm	ppm	ppm	ppm	ppm	%	ppm	ppm	%	ppm	ppm	%
	LOR	0.05	0.2	0.01	0.05	0.05	0.02	0.01	0.005	0.01	0.2	0.1	0.01	5	0.05	0.01
DD005676		4.52	9.2	1.98	5.33	<0.05	0.02	0.03	0.022	0.17	13.6	38.8	0.36	254	0.65	<0.01
DD005677		4.25	10.1	2.06	5.38	<0.05	<0.02	0.03	0.021	0.16	14.5	32.9	0.37	320	0.82	<0.01
DD005678		4.50	10.3	1.95	5.93	0.07	<0.02	0.02	0.020	0.24	17.6	35.5	0.38	284	0.73	0.01
DD005679		6.35	11.6	2.03	5.27	0.05	<0.02	0.01	0.021	0.12	15.6	26.6	0.41	324	0.84	<0.01
DD005680		6.29	17.3	1.95	5.64	<0.05	<0.02	0.04	0.021	0.08	16.2	11.7	0.20	214	1.49	<0.01
DD005681		8.77	14.7	2.60	6.53	<0.05	<0.02	0.03	0.030	0.11	17.6	25.0	0.38	350	1.35	<0.01
DD005682		6.01	14.8	1.89	5.25	<0.05	<0.02	0.04	0.018	0.08	11.1	15.5	0.21	192	0.96	0.01
DD005683		5.69	12.2	2.12	7.13	0.05	<0.02	0.02	0.027	0.16	19.4	37.1	0.48	253	0.65	<0.01
DD005684		8.03	12.0	2.40	6.82	0.05	<0.02	0.02	0.027	0.20	17.2	37.2	0.45	318	0.92	<0.01
DD005685		7.20	14.3	2.39	6.38	0.08	0.03	0.02	0.028	0.29	21.7	42.6	0.45	342	0.80	0.01
DD005686		17.70	31.2	2.65	5.21	0.07	<0.02	0.03	0.036	0.19	23.3	24.8	0.28	586	1.65	<0.01
DD005687		4.59	13.3	2.77	7.84	<0.05	<0.02	0.03	0.024	0.09	12.6	19.1	0.54	362	1.58	<0.01
DD005690		2.34	3.2	1.47	2.06	0.07	<0.02	0.01	0.022	0.09	27.9	8.2	0.07	161	0.30	<0.01
DD005691		2.77	5.7	1.38	1.44	0.09	0.02	0.02	0.014	0.08	44.4	2.8	0.06	364	0.37	<0.01
DD005692		3.90	10.8	1.95	2.40	0.06	<0.02	0.03	0.016	0.08	23.8	14.6	0.14	441	0.46	<0.01
DD005693		2.40	18.3	1.66	1.85	0.10	0.16	<0.01	0.017	0.07	35.8	8.2	0.07	390	0.70	<0.01
DD005694		2.94	9.8	1.75	1.35	0.07	0.14	0.01	0.021	0.10	31.3	5.6	0.07	836	0.50	<0.01
DD005695		8.85	5.6	2.03	1.92	0.06	0.12	0.03	0.040	0.09	18.2	8.0	0.07	800	0.52	<0.01
DD005696		3.62	1.0	2.74	2.20	0.07	<0.02	0.01	0.024	0.27	33.4	9.5	0.03	69	0.20	0.02
DD005697		7.14	8.4	3.13	6.13	0.08	0.16	0.01	0.027	0.20	24.4	35.8	0.26	103	0.33	<0.01
DD005698		4.47	2.9	1.36	1.50	0.07	0.04	0.01	0.039	0.08	17.5	7.9	0.09	66	0.73	<0.01
DD005699		3.12	148.5	1.42	0.90	0.06	0.09	0.03	0.021	0.06	13.1	9.0	0.05	1340	1.37	<0.01
ZZ42824		3.95	13.3	2.25	6.25	0.08	0.02	0.03	0.022	0.15	17.2	30.3	0.40	333	0.95	0.01
ZZ42825		0.56	6.4	0.60	2.01	<0.05	<0.02	0.01	<0.005	0.03	4.6	2.1	0.05	67	0.21	0.03
ZZ42826		4.64	17.3	2.10	6.80	0.07	<0.02	0.03	0.024	0.15	15.6	27.4	0.37	210	1.02	0.01
ZZ42827		1.99	7.5	1.20	3.44	<0.05	<0.02	0.03	0.010	0.08	7.1	10.4	0.16	119	0.53	0.02
ZZ42828		5.26	14.1	2.30	7.11	0.09	0.03	0.03	0.025	0.14	16.0	39.3	0.41	456	0.81	0.02
ZZ42829		4.47	19.2	2.94	8.92	0.11	0.02	0.02	0.025	0.17	16.8	32.0	0.45	728	1.35	0.01
ZZ42830		3.13	12.6	1.88	5.55	0.07	<0.02	0.02	0.017	0.08	10.8	17.9	0.25	187	0.92	0.02
ZZ42831		2.39	6.5	1.25	3.78	<0.05	<0.02	0.04	0.010	0.05	7.4	12.0	0.17	141	0.59	0.03
ZZ42832		3.00	6.5	1.31	3.97	0.05	<0.02	0.08	0.011	0.08	7.5	15.8	0.18	150	0.65	0.02
ZZ42833		7.03	15.9	2.65	8.14	0.12	0.03	0.03	0.028	0.28	21.0	62.8	0.59	419	0.79	0.01
ZZ42834		0.63	6.5	0.80	2.11	<0.05	<0.02	0.02	<0.005	0.03	2.3	2.1	0.06	47	0.21	0.04
ZZ42835		8.30	18.3	3.52	9.34	0.14	0.03	0.02	0.033	0.43	20.3	75.2	0.71	500	0.77	0.02
ZZ42836		6.91	15.5	2.25	5.87	0.07	0.02	0.04	0.019	0.21	10.4	40.5	0.33	298	0.86	0.02
ZZ42837		2.20	14.2	0.97	3.64	0.05	<0.02	0.03	0.009	0.07	9.7	15.2	0.16	89	0.48	0.03
ZZ42838		2.51	9.4	1.85	5.05	0.07	0.02	0.04	0.018	0.09	10.6	21.2	0.23	163	0.77	0.01
ZZ42839		4.22	18.0	2.24	6.85	0.10	0.02	0.03	0.023	0.39	13.2	54.3	0.53	370	0.54	0.02
ZZ42840		2.95	12.2	2.12	5.93	0.09	0.02	0.05	0.021	0.13	18.9	29.7	0.38	278	0.79	0.02
ZZ42841		2.62	8.3	1.71	6.43	0.06	<0.02	0.06	0.011	0.07	12.2	7.0	0.10	110	1.24	0.01

***** See Appendix Page for comments regarding this certificate *****

ALS Canada Ltd.
2103 Dollarton Hwy
North Vancouver BC V7H 0A7
Phone: 604 984 0221 Fax: 604 984 0218 www.alsglobal.com

To: **SILVER RANGE RESOURCES LTD.**
C/O ARCHER, CATHRO & ASSOCIATES (1981) LIMITED
1016-510 W HASTINGS ST
VANCOUVER BC V6B 1L8

Finalized Date: 16-SEP-2012
Account: RANSIL

Project: KEG (VAT)

CERTIFICATE OF ANALYSIS WH12202869

Sample Description	Method	ME-MS41	ME-MS41	ME-MS41	ME-MS41	ME-MS41	ME-MS41	ME-MS41	ME-MS41	ME-MS41	ME-MS41	ME-MS41	ME-MS41	ME-MS41	ME-MS41	ME-MS41
	Analyte	Nb	Ni	P	Pb	Rb	Re	S	Sb	Sc	Se	Sn	Sr	Ta	Te	Th
	Units	ppm	ppm	ppm	ppm	ppm	ppm	%	ppm	ppm	ppm	ppm	ppm	ppm	ppm	ppm
	LOR	0.05	0.2	10	0.2	0.1	0.001	0.01	0.05	0.1	0.2	0.2	0.2	0.01	0.01	0.2
DD005676		2.73	12.9	470	13.3	32.1	<0.001	0.03	0.69	3.1	<0.2	1.2	8.4	<0.01	0.01	4.0
DD005677		1.40	13.5	510	14.6	31.6	<0.001	0.02	0.70	2.2	0.2	1.1	7.9	<0.01	0.01	1.6
DD005678		2.02	11.7	490	9.8	37.7	<0.001	0.03	0.60	3.0	0.2	1.5	10.2	<0.01	0.01	3.0
DD005679		1.44	13.4	530	13.9	20.0	<0.001	0.02	0.76	3.0	<0.2	1.0	21.0	<0.01	0.01	4.4
DD005680		0.49	10.6	910	16.8	20.8	<0.001	0.09	1.01	0.5	<0.2	1.2	18.6	<0.01	0.01	<0.2
DD005681		1.09	15.3	670	18.5	28.5	<0.001	0.05	1.38	2.4	0.2	1.1	15.8	<0.01	0.02	1.3
DD005682		0.63	9.0	990	11.8	18.3	<0.001	0.08	0.66	0.6	0.4	1.1	14.9	<0.01	<0.01	<0.2
DD005683		1.88	12.3	560	12.9	32.8	<0.001	0.02	1.23	3.8	0.3	1.5	21.6	<0.01	0.01	4.9
DD005684		1.80	13.0	690	14.5	37.5	<0.001	0.03	0.68	3.3	0.2	1.6	13.8	<0.01	0.01	2.6
DD005685		2.46	15.1	860	12.6	48.4	<0.001	0.01	0.70	4.4	0.2	1.7	16.9	<0.01	0.01	8.8
DD005686		1.48	13.2	700	53.5	36.2	<0.001	0.02	0.93	3.4	0.5	1.4	17.3	<0.01	0.03	7.2
DD005687		1.73	16.7	470	14.8	20.8	<0.001	0.02	0.85	3.1	<0.2	0.9	41.9	<0.01	0.02	2.3
DD005690		0.53	3.2	800	31.0	13.0	<0.001	0.01	3.41	1.4	0.3	0.7	8.2	<0.01	<0.01	10.7
DD005691		0.07	3.8	800	144.5	10.3	<0.001	0.01	0.29	0.8	0.2	0.3	11.8	<0.01	0.01	13.0
DD005692		0.25	8.6	580	40.3	13.6	<0.001	0.02	1.89	1.3	<0.2	0.5	14.7	<0.01	<0.01	6.8
DD005693		<0.05	7.8	910	39.1	11.2	<0.001	0.01	2.95	1.3	0.2	0.2	17.7	<0.01	<0.01	21.1
DD005694		<0.05	10.9	760	57.0	14.8	<0.001	0.01	5.21	1.3	0.7	0.2	22.7	<0.01	<0.01	15.2
DD005695		0.06	2.9	550	62.7	12.7	<0.001	0.02	11.75	5.0	<0.2	0.7	26.1	<0.01	<0.01	10.7
DD005696		0.07	0.5	660	39.9	26.4	<0.001	0.55	33.4	1.0	<0.2	1.0	246	<0.01	<0.01	10.3
DD005697		0.47	3.9	1210	30.5	32.0	<0.001	0.01	6.61	3.3	0.3	1.6	40.6	<0.01	<0.01	11.4
DD005698		0.12	3.5	440	101.0	13.6	<0.001	0.02	15.85	1.1	0.2	0.9	44.7	<0.01	0.01	9.4
DD005699		<0.05	4.1	430	595	9.1	<0.001	0.01	40.7	1.2	0.3	0.8	28.9	<0.01	0.04	9.3
ZZ42824		0.78	15.2	780	21.6	31.0	<0.001	0.04	0.55	1.2	0.4	1.2	8.8	<0.01	0.04	0.4
ZZ42825		0.22	1.7	550	3.2	4.6	<0.001	0.02	0.06	0.4	<0.2	0.3	9.9	<0.01	0.01	<0.2
ZZ42826		0.60	12.9	900	18.1	35.1	<0.001	0.06	0.48	0.6	0.4	1.5	7.4	<0.01	0.04	0.2
ZZ42827		0.29	5.9	560	8.8	15.6	<0.001	0.05	0.23	0.4	<0.2	0.7	5.7	<0.01	0.02	<0.2
ZZ42828		1.91	11.9	730	15.1	48.2	<0.001	0.03	0.46	3.2	0.3	2.2	13.7	<0.01	0.03	1.5
ZZ42829		1.48	15.6	580	18.8	41.7	<0.001	0.04	0.55	2.6	0.3	1.9	10.9	<0.01	0.04	1.1
ZZ42830		0.86	8.9	540	12.0	23.3	<0.001	0.03	0.38	1.3	<0.2	1.1	9.1	<0.01	0.04	0.3
ZZ42831		0.52	5.7	580	10.5	13.3	<0.001	0.04	0.21	0.8	<0.2	0.8	8.2	<0.01	0.03	<0.2
ZZ42832		1.25	6.5	470	10.6	19.4	<0.001	0.03	0.23	1.6	<0.2	1.0	9.8	<0.01	0.02	1.4
ZZ42833		2.74	17.3	880	17.9	67.9	<0.001	0.02	0.39	4.7	0.3	2.3	13.1	<0.01	0.03	4.7
ZZ42834		0.24	2.2	440	1.8	5.3	<0.001	0.03	0.06	0.4	<0.2	0.2	8.3	<0.01	0.02	<0.2
ZZ42835		3.53	23.5	770	17.1	96.6	<0.001	0.03	0.53	6.0	0.4	2.2	18.9	<0.01	0.02	5.6
ZZ42836		2.27	15.0	490	11.4	51.1	<0.001	0.03	0.41	2.4	0.2	1.3	9.9	<0.01	0.03	1.2
ZZ42837		1.19	6.1	360	11.0	19.1	<0.001	0.02	0.19	1.3	<0.2	0.7	9.5	<0.01	0.02	0.9
ZZ42838		1.52	10.2	450	19.8	23.5	<0.001	0.03	1.65	1.9	<0.2	1.9	8.2	<0.01	0.03	2.8
ZZ42839		3.17	17.4	610	13.9	62.6	<0.001	0.03	0.35	3.5	<0.2	1.8	25.8	<0.01	0.02	3.0
ZZ42840		1.16	12.7	800	26.0	24.5	<0.001	0.05	0.72	2.0	0.3	1.5	15.0	<0.01	0.04	1.3
ZZ42841		1.44	8.0	440	16.3	13.1	<0.001	0.05	0.63	1.3	<0.2	1.5	5.7	<0.01	0.05	1.1

***** See Appendix Page for comments regarding this certificate *****

ALS Canada Ltd.
2103 Dollarton Hwy
North Vancouver BC V7H 0A7
Phone: 604 984 0221 Fax: 604 984 0218 www.alsglobal.com

To: **SILVER RANGE RESOURCES LTD.**
C/O ARCHER, CATHRO & ASSOCIATES (1981) LIMITED
1016-510 W HASTINGS ST
VANCOUVER BC V6B 1L8

Finalized Date: 16-SEP-2012
Account: RANSIL

Project: KEG (VAT)

CERTIFICATE OF ANALYSIS WH12202869

Sample Description	Method	ME-MS41	ME-MS41	ME-MS41	ME-MS41	ME-MS41	ME-MS41	ME-MS41	ME-MS41	Ag-OG46
	Analyte	Ti	Tl	U	V	W	Y	Zn	Zr	Ag
	Units	%	ppm	ppm	ppm	ppm	ppm	ppm	ppm	ppm
	LOR	0.005	0.02	0.05	1	0.05	0.05	2	0.5	1
DD005676		0.071	0.29	1.59	31	1.44	5.00	57	0.6	
DD005677		0.059	0.26	1.57	34	0.71	5.39	59	<0.5	
DD005678		0.087	0.28	2.58	35	0.52	6.41	61	<0.5	
DD005679		0.053	0.19	1.58	34	0.34	5.80	61	<0.5	
DD005680		0.021	0.29	4.71	40	0.41	5.05	57	<0.5	
DD005681		0.043	0.30	2.21	43	0.37	5.91	84	<0.5	
DD005682		0.030	0.28	3.22	37	0.33	3.81	47	<0.5	
DD005683		0.058	0.30	2.09	33	0.32	7.39	76	0.5	
DD005684		0.067	0.35	3.66	38	0.58	5.81	68	<0.5	
DD005685		0.100	0.42	3.46	37	0.30	9.61	76	1.2	
DD005686		0.038	0.41	4.54	25	0.28	7.84	115	<0.5	
DD005687		0.089	0.18	2.27	60	1.09	3.32	64	<0.5	
DD005690		0.016	0.15	6.26	9	0.13	8.45	49	0.8	
DD005691		<0.005	0.08	3.69	3	0.13	6.84	68	1.3	
DD005692		0.007	0.33	3.47	12	0.21	6.66	79	0.7	
DD005693		<0.005	0.32	13.00	4	0.07	11.05	93	8.4	
DD005694		<0.005	0.36	14.55	2	0.15	10.70	110	8.6	
DD005695		<0.005	0.47	3.37	5	0.07	8.18	141	7.8	
DD005696		<0.005	7.81	2.82	2	0.06	5.10	17	0.6	
DD005697		0.025	0.31	13.50	7	0.08	11.30	156	6.7	
DD005698		<0.005	0.26	17.25	2	0.11	5.94	76	1.5	
DD005699		<0.005	1.20	9.76	2	2.70	9.44	892	5.1	
ZZ42824		0.038	0.27	2.86	37	0.29	4.70	80	<0.5	
ZZ42825		0.030	0.04	1.59	18	0.06	1.56	8	<0.5	
ZZ42826		0.026	0.26	2.58	36	0.26	4.15	65	<0.5	
ZZ42827		0.022	0.13	1.23	23	0.14	2.00	32	<0.5	
ZZ42828		0.086	0.38	6.15	44	0.23	6.47	60	<0.5	
ZZ42829		0.075	0.35	4.16	54	0.34	4.67	70	0.5	
ZZ42830		0.057	0.21	2.65	44	0.22	2.81	43	<0.5	
ZZ42831		0.037	0.14	2.10	28	0.15	1.84	25	<0.5	
ZZ42832		0.059	0.16	1.93	30	0.16	1.99	35	<0.5	
ZZ42833		0.134	0.50	3.89	47	0.27	7.74	88	0.7	
ZZ42834		0.038	0.05	0.64	24	0.07	0.84	10	<0.5	
ZZ42835		0.186	0.58	4.92	56	0.24	8.48	92	1.0	
ZZ42836		0.094	0.35	6.27	37	0.21	3.41	53	0.6	
ZZ42837		0.048	0.15	4.28	19	0.14	2.41	27	<0.5	
ZZ42838		0.054	0.17	1.48	33	0.23	2.79	53	<0.5	
ZZ42839		0.101	0.46	4.41	41	0.21	4.50	68	0.6	
ZZ42840		0.058	0.26	3.09	38	0.31	5.71	70	<0.5	
ZZ42841		0.060	0.15	1.06	50	0.45	2.08	32	<0.5	

***** See Appendix Page for comments regarding this certificate *****

ALS Canada Ltd.
2103 Dollarton Hwy
North Vancouver BC V7H 0A7
Phone: 604 984 0221 Fax: 604 984 0218 www.alsglobal.com

To: **SILVER RANGE RESOURCES LTD.**
C/O ARCHER, CATHRO & ASSOCIATES (1981) LIMITED
1016-510 W HASTINGS ST
VANCOUVER BC V6B 1L8

Finalized Date: 16-SEP-2012
Account: RANSIL

Project: KEG (VAT)

CERTIFICATE OF ANALYSIS WH12202869

Sample Description	Method	WEI-21	Au-ICP21	ME-MS41	ME-MS41	ME-MS41	ME-MS41	ME-MS41	ME-MS41	ME-MS41	ME-MS41	ME-MS41	ME-MS41	ME-MS41	ME-MS41	ME-MS41
	Analyte	Recvd Wt.	Au	Ag	Al	As	Au	B	Ba	Be	Bi	Ca	Cd	Ce	Co	Cr
	Units	kg	ppm	ppm	%	ppm	ppm	ppm	ppm	ppm	ppm	%	ppm	ppm	ppm	ppm
	LOR	0.02	0.001	0.01	0.01	0.1	0.2	10	10	0.05	0.01	0.01	0.01	0.02	0.1	1
ZZ42842		0.38	<0.001	0.04	1.32	3.1	<0.2	<10	100	0.83	0.35	0.20	0.11	32.4	5.3	9
ZZ42843		0.23	<0.001	0.10	0.57	1.3	<0.2	<10	40	0.22	0.17	0.05	0.10	7.22	1.7	7
ZZ42844		0.31	0.004	0.22	2.55	21.9	<0.2	<10	160	2.78	1.52	0.24	0.19	43.7	18.5	62
ZZ42845		0.36	0.002	0.17	2.55	12.1	<0.2	<10	160	2.13	1.33	0.15	0.14	42.3	11.7	38
ZZ42846		0.38	0.001	0.14	2.40	10.6	<0.2	<10	180	2.06	1.13	0.22	0.22	41.3	11.7	33
ZZ42847		0.28	<0.001	0.36	1.05	4.2	<0.2	<10	80	0.76	0.92	0.12	0.37	23.2	5.7	11
ZZ42848		0.30	<0.001	0.15	1.92	5.6	<0.2	<10	180	1.47	0.87	0.20	0.19	38.2	9.4	25
ZZ42849		0.26	0.002	0.14	2.23	6.7	<0.2	<10	210	1.48	0.92	0.17	0.19	31.9	11.6	28
ZZ42850		0.39	<0.001	0.18	3.00	5.1	<0.2	<10	270	2.06	1.29	0.27	0.19	28.7	20.0	49
ZZ42851		0.36	<0.001	0.15	2.26	5.0	<0.2	<10	190	1.73	0.94	0.29	0.20	39.8	14.1	33
ZZ42852		0.28	0.001	0.38	3.24	8.3	<0.2	<10	220	2.69	6.81	0.61	0.55	71.9	17.2	38
ZZ42853		0.40	0.024	>100	2.49	77.7	<0.2	<10	60	2.14	802	0.41	1.51	51.1	12.3	31
ZZ42854		0.40	0.001	0.26	1.91	6.7	<0.2	<10	140	1.77	2.09	0.17	0.18	40.8	11.1	27
ZZ42855		0.32	0.001	0.17	1.98	5.1	<0.2	<10	150	1.77	1.00	0.25	0.25	52.9	10.7	30
ZZ42856		0.34	0.010	0.24	3.71	5.4	<0.2	<10	100	2.03	1.10	0.29	0.31	49.2	11.6	30
ZZ42857		0.40	0.004	0.21	3.93	5.8	<0.2	<10	200	3.28	1.22	0.68	0.21	78.9	22.6	51
ZZ42858		0.40	0.001	0.36	5.40	3.4	<0.2	<10	150	2.51	2.29	2.05	0.16	125.0	30.5	70
ZZ42859		0.31	<0.001	0.13	2.74	4.6	<0.2	<10	130	1.95	0.71	0.89	0.14	84.9	16.8	47
ZZ42860		0.51	0.001	0.24	3.04	3.7	<0.2	<10	120	2.65	1.23	0.53	0.10	92.2	21.6	49
ZZ42861		0.27	0.001	0.12	3.30	4.9	<0.2	<10	150	2.29	1.15	0.61	0.16	58.4	23.6	52
ZZ42862		0.35	<0.001	0.15	3.60	3.8	<0.2	<10	140	3.75	1.74	0.79	0.09	75.5	22.2	62
ZZ42863		0.35	<0.001	0.14	2.28	7.9	<0.2	<10	130	2.52	0.89	0.36	0.08	40.1	18.5	42
ZZ42864		0.33	<0.001	0.15	2.34	16.8	<0.2	<10	90	3.00	1.42	0.39	0.11	55.5	22.5	44
ZZ42865		0.27	<0.001	0.14	2.29	2.6	<0.2	<10	100	2.00	0.86	0.38	0.10	49.8	27.5	37
ZZ42866		0.26	0.001	0.15	5.15	1.9	<0.2	<10	180	3.45	1.44	1.48	0.16	98.8	31.7	76
ZZ42867		0.37	<0.001	0.11	3.08	3.1	<0.2	<10	140	2.87	0.85	0.71	0.09	74.0	22.6	58
ZZ42868		0.31	0.003	0.14	3.30	6.3	<0.2	<10	130	2.86	0.73	1.05	0.12	75.3	24.7	58
ZZ42869		0.31	0.008	0.10	2.24	7.8	<0.2	<10	110	1.57	0.63	0.35	0.09	37.6	14.5	37
ZZ42870		0.33	0.073	0.10	3.44	2.8	<0.2	<10	230	1.73	0.68	0.83	0.24	32.6	21.8	70
ZZ42871		0.44	0.049	0.10	2.91	3.9	<0.2	<10	210	1.93	0.82	0.45	0.08	32.8	17.5	55
ZZ42872		0.44	0.033	0.13	3.52	2.2	<0.2	<10	280	1.60	1.01	0.32	0.09	21.1	19.1	75
ZZ42873		0.39	0.002	0.10	3.51	5.6	<0.2	<10	190	1.98	0.73	0.87	0.22	42.3	23.3	66
ZZ42874		0.39	0.002	0.18	2.53	2.4	<0.2	<10	170	1.67	0.86	0.25	0.13	31.1	18.5	48
ZZ42875		0.39	0.003	0.11	3.09	4.1	<0.2	<10	250	1.99	0.76	0.22	0.07	24.0	23.2	59
ZZ42876		0.25	0.002	0.11	1.50	8.4	<0.2	<10	160	1.43	0.80	0.20	0.23	33.1	6.7	20
ZZ42877		0.35	0.005	0.07	1.25	7.0	<0.2	<10	90	1.06	0.80	0.15	0.29	33.4	6.6	22
ZZ42878		0.30	0.002	0.07	0.41	2.3	<0.2	<10	30	0.20	0.35	0.06	0.09	11.40	2.2	7
ZZ42879		0.36	<0.001	0.11	0.68	2.9	<0.2	<10	60	0.56	0.48	0.11	0.25	17.05	3.2	10
ZZ42880		0.34	0.004	0.18	1.43	8.2	<0.2	<10	140	1.34	1.00	0.15	0.28	37.3	7.6	25
ZZ02650		0.19	0.004	0.20	0.47	2.4	<0.2	<10	70	0.24	0.35	0.09	1.40	9.25	2.8	7

***** See Appendix Page for comments regarding this certificate *****

ALS Canada Ltd.
2103 Dollarton Hwy
North Vancouver BC V7H 0A7
Phone: 604 984 0221 Fax: 604 984 0218 www.alsglobal.com

To: **SILVER RANGE RESOURCES LTD.**
C/O ARCHER, CATHRO & ASSOCIATES (1981) LIMITED
1016-510 W HASTINGS ST
VANCOUVER BC V6B 1L8

Finalized Date: 16-SEP-2012
Account: RANSIL

Project: KEG (VAT)

CERTIFICATE OF ANALYSIS WH12202869

Sample Description	Method	ME-MS41	ME-MS41	ME-MS41	ME-MS41	ME-MS41	ME-MS41	ME-MS41	ME-MS41	ME-MS41	ME-MS41	ME-MS41	ME-MS41	ME-MS41	ME-MS41	ME-MS41
	Analyte	Cs	Cu	Fe	Ga	Ge	Hf	Hg	In	K	La	Li	Mg	Mn	Mo	Na
	Units	ppm	ppm	%	ppm	ppm	ppm	ppm	ppm	%	ppm	ppm	%	ppm	ppm	%
	LOR	0.05	0.2	0.01	0.05	0.05	0.02	0.01	0.005	0.01	0.2	0.1	0.01	5	0.05	0.01
ZZ42842		3.43	8.1	2.02	6.00	0.09	0.02	0.03	0.020	0.22	16.2	36.8	0.39	296	0.48	0.01
ZZ42843		1.23	4.4	0.72	2.54	<0.05	<0.02	0.03	0.007	0.05	3.7	3.7	0.07	53	0.36	0.03
ZZ42844		9.83	26.8	3.70	10.10	0.13	0.03	0.05	0.036	0.41	20.5	74.8	0.81	625	1.02	0.02
ZZ42845		6.08	21.2	3.39	9.31	0.10	0.03	0.03	0.031	0.28	21.1	62.5	0.64	476	0.98	0.02
ZZ42846		5.76	19.7	3.07	9.00	0.11	0.02	0.03	0.029	0.28	20.5	56.0	0.60	556	0.97	0.02
ZZ42847		2.07	62.9	1.70	4.02	0.07	0.02	0.04	0.025	0.08	10.9	14.9	0.18	394	0.54	0.02
ZZ42848		4.54	21.4	2.75	7.19	0.11	0.03	0.05	0.025	0.30	18.8	51.2	0.50	447	0.74	0.02
ZZ42849		5.62	23.8	2.99	8.57	0.11	0.03	0.05	0.032	0.37	15.1	53.2	0.54	419	0.92	0.02
ZZ42850		9.93	30.5	4.55	11.25	0.18	0.04	0.03	0.053	1.06	13.2	113.0	0.86	625	0.82	0.03
ZZ42851		7.66	24.4	3.20	8.35	0.11	0.03	0.03	0.033	0.48	19.7	67.1	0.61	542	0.77	0.02
ZZ42852		8.74	32.4	3.98	10.30	0.14	0.04	0.06	0.087	0.27	31.2	70.7	0.70	673	0.87	0.04
ZZ42853		14.80	92.4	7.39	11.20	0.23	0.03	0.18	5.73	0.37	19.0	92.4	0.78	560	0.77	0.05
ZZ42854		5.66	16.7	2.92	7.49	0.11	0.03	0.05	0.036	0.27	19.9	55.3	0.52	520	0.69	0.01
ZZ42855		6.88	18.1	2.91	7.33	0.11	0.03	0.05	0.037	0.29	25.0	59.1	0.56	483	0.56	0.02
ZZ42856		6.37	19.0	2.69	10.60	0.12	0.03	0.13	0.029	0.16	23.9	44.7	0.37	286	0.91	0.03
ZZ42857		11.35	32.5	4.08	12.15	0.21	0.05	0.08	0.043	0.53	38.1	105.0	0.88	645	0.66	0.05
ZZ42858		15.15	49.7	5.22	18.50	0.21	0.06	0.05	0.063	0.75	68.2	113.0	1.18	669	0.59	0.15
ZZ42859		11.40	27.8	4.02	10.55	0.13	0.04	0.03	0.054	0.47	46.0	74.4	0.75	549	0.49	0.06
ZZ42860		15.65	41.5	4.20	12.60	0.15	0.05	0.05	0.054	0.63	49.0	128.0	0.84	594	0.52	0.03
ZZ42861		12.05	38.1	4.19	12.75	0.11	0.03	0.03	0.052	0.73	25.5	118.5	0.97	571	0.60	0.04
ZZ42862		19.25	42.8	5.02	14.75	0.15	0.04	0.03	0.066	0.76	35.7	134.5	1.02	798	0.44	0.04
ZZ42863		12.05	39.6	4.55	10.15	0.14	0.06	0.02	0.055	0.77	19.4	112.0	0.67	743	0.64	0.02
ZZ42864		13.25	38.1	4.65	9.33	0.12	0.05	0.02	0.052	0.57	27.7	89.8	0.69	824	0.48	0.02
ZZ42865		10.60	42.5	3.71	9.08	0.11	0.03	0.05	0.038	0.43	21.8	84.8	0.65	530	0.49	0.03
ZZ42866		19.55	41.2	5.06	19.00	0.17	0.05	0.07	0.063	0.87	45.5	133.5	1.26	667	0.90	0.11
ZZ42867		12.45	37.4	4.98	14.20	0.15	0.06	0.02	0.059	0.77	36.3	125.0	1.10	700	0.48	0.03
ZZ42868		15.00	45.2	5.44	13.10	0.17	0.05	0.03	0.069	0.58	38.1	93.3	1.00	694	0.53	0.06
ZZ42869		7.94	25.2	3.35	10.80	0.10	0.02	0.04	0.037	0.71	17.9	82.7	0.69	425	0.71	0.03
ZZ42870		13.10	35.8	5.06	15.25	0.18	0.04	0.01	0.071	1.28	16.9	116.5	1.15	621	0.42	0.03
ZZ42871		10.25	31.6	4.64	12.90	0.16	0.05	0.01	0.063	1.16	16.1	91.6	0.89	561	0.59	0.03
ZZ42872		14.25	44.2	5.66	15.40	0.24	0.03	0.03	0.074	1.76	10.1	126.0	1.22	578	1.84	0.04
ZZ42873		14.80	44.5	5.00	14.90	0.23	0.04	0.02	0.065	1.14	21.2	131.0	1.10	626	0.51	0.06
ZZ42874		9.22	41.6	4.17	11.60	0.13	0.02	0.02	0.056	0.82	15.2	87.0	0.67	522	0.65	0.02
ZZ42875		9.69	43.2	4.96	14.25	0.15	0.02	0.02	0.067	1.18	11.9	99.0	0.94	614	1.00	0.03
ZZ42876		3.28	15.3	2.11	6.83	0.05	<0.02	0.03	0.030	0.11	16.3	38.2	0.40	397	1.16	0.01
ZZ42877		3.28	15.8	2.01	5.97	0.05	0.02	0.03	0.025	0.13	15.3	36.7	0.38	336	1.09	0.01
ZZ42878		1.32	6.6	0.95	3.19	<0.05	<0.02	0.02	0.008	0.05	5.5	7.0	0.09	74	0.61	0.02
ZZ42879		2.00	11.4	1.15	3.76	<0.05	<0.02	0.03	0.013	0.06	8.1	13.7	0.15	106	0.71	0.02
ZZ42880		3.59	15.6	2.36	6.85	0.06	0.02	0.04	0.027	0.13	18.1	37.1	0.39	374	1.58	0.01
ZZ02650		2.05	7.2	0.83	3.56	<0.05	<0.02	0.08	0.009	0.06	4.7	5.4	0.07	384	0.73	0.02

***** See Appendix Page for comments regarding this certificate *****

ALS Canada Ltd.
2103 Dollarton Hwy
North Vancouver BC V7H 0A7
Phone: 604 984 0221 Fax: 604 984 0218 www.alsglobal.com

To: **SILVER RANGE RESOURCES LTD.**
C/O ARCHER, CATHRO & ASSOCIATES (1981) LIMITED
1016-510 W HASTINGS ST
VANCOUVER BC V6B 1L8

Finalized Date: 16-SEP-2012
Account: RANSIL

Project: KEG (VAT)

CERTIFICATE OF ANALYSIS WH12202869

Sample Description	Method	ME-MS41	ME-MS41	ME-MS41	ME-MS41	ME-MS41	ME-MS41	ME-MS41	ME-MS41	ME-MS41	ME-MS41	ME-MS41	ME-MS41	ME-MS41	ME-MS41	ME-MS41
	Analyte	Nb	Ni	P	Pb	Rb	Re	S	Sb	Sc	Se	Sn	Sr	Ta	Te	Th
	Units	ppm	ppm	ppm	ppm	ppm	ppm	%	ppm	ppm	ppm	ppm	ppm	ppm	ppm	ppm
	LOR	0.05	0.2	10	0.2	0.1	0.001	0.01	0.05	0.1	0.2	0.2	0.2	0.01	0.01	0.2
ZZ42842		1.95	8.2	830	12.2	44.7	<0.001	0.02	0.31	3.2	0.2	1.9	8.7	<0.01	0.01	5.0
ZZ42843		0.24	3.8	430	5.2	10.1	<0.001	0.04	0.11	0.4	<0.2	0.4	6.5	<0.01	0.02	<0.2
ZZ42844		2.87	63.8	840	35.0	69.7	<0.001	0.05	0.47	5.3	0.4	2.2	25.2	<0.01	0.04	3.3
ZZ42845		2.34	23.5	610	29.9	57.5	<0.001	0.04	0.48	4.1	0.2	1.8	16.6	<0.01	0.04	2.5
ZZ42846		2.08	22.3	750	29.5	56.7	<0.001	0.04	0.56	3.9	0.3	1.9	23.2	0.01	0.04	2.4
ZZ42847		0.51	9.5	600	55.4	16.7	<0.001	0.04	0.60	1.1	0.2	0.7	10.0	<0.01	0.02	0.4
ZZ42848		1.96	17.1	750	35.1	50.2	<0.001	0.03	0.41	3.9	0.3	1.6	13.4	<0.01	0.03	3.0
ZZ42849		2.47	19.6	740	26.8	59.9	<0.001	0.05	0.47	4.3	0.4	1.9	16.5	<0.01	0.05	1.9
ZZ42850		4.32	28.6	1080	26.0	137.5	<0.001	0.10	0.36	10.5	0.5	3.0	41.1	<0.01	0.04	4.1
ZZ42851		2.76	24.1	800	27.7	69.2	<0.001	0.05	0.49	5.2	0.4	2.1	22.7	<0.01	0.04	3.5
ZZ42852		2.98	32.1	700	38.3	62.2	<0.001	0.06	0.68	5.2	0.6	3.1	83.3	0.01	0.07	3.7
ZZ42853		2.60	21.6	1020	1690	87.0	0.001	0.25	2.58	5.5	4.7	34.4	92.7	0.01	0.81	5.8
ZZ42854		2.25	19.5	780	43.9	50.9	<0.001	0.04	1.05	4.1	0.4	1.9	12.1	<0.01	0.03	4.0
ZZ42855		2.59	20.9	720	29.7	68.2	<0.001	0.05	0.74	4.4	0.4	2.0	24.7	<0.01	0.04	3.6
ZZ42856		2.95	24.0	950	19.2	36.6	<0.001	0.10	0.50	3.3	0.8	1.5	30.0	0.02	0.10	1.4
ZZ42857		4.27	44.9	890	32.0	78.8	<0.001	0.05	0.74	8.7	0.7	2.7	57.4	0.01	0.06	7.0
ZZ42858		5.52	66.4	620	33.2	110.0	<0.001	0.04	0.98	12.5	0.8	2.9	191.5	0.01	0.04	12.9
ZZ42859		3.58	35.3	620	25.4	71.8	<0.001	0.03	2.80	9.2	0.6	2.3	77.8	0.01	0.02	9.2
ZZ42860		4.23	45.4	670	34.2	90.6	<0.001	0.05	1.70	9.1	0.7	2.8	67.3	0.01	0.03	8.3
ZZ42861		4.04	53.1	740	22.8	84.5	<0.001	0.04	1.60	8.9	0.5	2.8	106.5	0.01	0.02	6.0
ZZ42862		4.72	48.8	620	22.5	107.0	<0.001	0.05	2.89	10.5	0.6	4.2	132.0	0.01	0.02	6.7
ZZ42863		3.37	35.9	640	39.0	87.9	<0.001	0.04	4.38	9.7	0.4	2.3	34.9	<0.01	0.02	8.3
ZZ42864		3.03	44.7	600	35.1	84.9	<0.001	0.04	4.55	8.8	0.5	2.2	44.1	0.01	0.02	8.6
ZZ42865		2.88	59.8	770	20.1	57.1	<0.001	0.07	1.60	5.4	0.5	1.4	50.1	0.01	0.02	2.7
ZZ42866		8.33	64.0	820	23.1	141.5	0.001	0.08	1.12	11.9	0.7	4.1	345	0.01	0.03	7.3
ZZ42867		2.53	39.8	800	27.6	96.3	<0.001	0.04	4.11	10.8	0.6	2.6	68.6	0.01	0.02	11.8
ZZ42868		5.65	53.0	550	24.0	97.7	<0.001	0.07	1.35	11.6	0.7	2.4	140.0	0.01	0.02	9.5
ZZ42869		3.98	25.4	740	17.6	94.4	<0.001	0.06	0.42	5.9	0.5	2.2	52.7	<0.01	0.02	3.4
ZZ42870		4.71	41.2	790	17.4	154.0	<0.001	0.04	0.41	13.4	0.5	3.7	105.5	0.01	0.02	5.0
ZZ42871		3.31	30.9	690	22.1	121.0	<0.001	0.05	1.07	11.5	0.4	3.1	43.0	<0.01	0.02	5.6
ZZ42872		6.57	37.0	710	15.8	185.0	<0.001	0.16	0.43	14.2	0.8	3.8	45.5	<0.01	0.03	2.8
ZZ42873		5.62	49.8	840	27.6	148.0	<0.001	0.06	0.45	12.9	0.6	3.3	122.0	0.01	0.03	6.1
ZZ42874		4.84	36.4	580	39.0	92.9	<0.001	0.06	0.35	8.9	0.5	2.1	31.3	<0.01	0.03	3.0
ZZ42875		5.52	35.9	680	19.5	117.0	<0.001	0.07	0.38	11.7	0.5	3.2	30.1	<0.01	0.03	3.7
ZZ42876		0.96	14.9	680	14.9	28.8	<0.001	0.04	0.86	1.7	0.5	1.2	26.4	<0.01	0.03	0.7
ZZ42877		1.17	16.8	640	15.3	27.9	<0.001	0.04	0.67	1.8	0.4	1.1	11.6	<0.01	0.03	1.1
ZZ42878		0.86	4.6	210	5.2	10.2	<0.001	0.02	0.28	0.9	0.2	0.5	6.9	<0.01	0.02	1.2
ZZ42879		0.71	7.5	520	8.4	14.0	<0.001	0.04	0.33	0.9	0.3	0.6	10.4	<0.01	0.02	0.4
ZZ42880		1.39	18.7	680	19.2	32.8	<0.001	0.03	0.77	2.3	0.5	1.2	12.9	<0.01	0.03	1.6
ZZ02650		0.46	4.7	600	6.2	23.2	<0.001	0.07	0.31	0.5	0.3	0.5	10.9	<0.01	0.02	<0.2

***** See Appendix Page for comments regarding this certificate *****

ALS Canada Ltd.
2103 Dollarton Hwy
North Vancouver BC V7H 0A7
Phone: 604 984 0221 Fax: 604 984 0218 www.alsglobal.com

To: **SILVER RANGE RESOURCES LTD.**
C/O ARCHER, CATHRO & ASSOCIATES (1981) LIMITED
1016-510 W HASTINGS ST
VANCOUVER BC V6B 1L8

Finalized Date: 16-SEP-2012
Account: RANSIL

Project: KEG (VAT)

CERTIFICATE OF ANALYSIS WH12202869

Sample Description	Method	ME-MS41	ME-MS41	ME-MS41	ME-MS41	ME-MS41	ME-MS41	ME-MS41	ME-MS41	Ag-OG46
	Analyte	Ti	Tl	U	V	W	Y	Zn	Zr	Ag
	Units	%	ppm	ppm	ppm	ppm	ppm	ppm	ppm	ppm
	LOR	0.005	0.02	0.05	1	0.05	0.05	2	0.5	1
ZZ42842		0.096	0.31	2.56	39	0.15	7.06	55	<0.5	
ZZ42843		0.025	0.07	0.80	18	0.15	0.99	15	<0.5	
ZZ42844		0.134	0.43	5.92	56	0.49	7.10	102	0.5	
ZZ42845		0.102	0.40	4.42	55	0.34	6.04	96	<0.5	
ZZ42846		0.087	0.40	4.72	49	0.41	6.79	96	<0.5	
ZZ42847		0.040	0.17	2.72	29	0.15	4.05	87	<0.5	
ZZ42848		0.096	0.37	4.73	48	0.38	6.64	88	0.5	
ZZ42849		0.110	0.42	4.76	51	0.35	6.07	86	0.7	
ZZ42850		0.244	0.77	5.55	73	0.40	8.62	116	1.2	
ZZ42851		0.133	0.49	5.04	55	0.36	6.95	98	0.7	
ZZ42852		0.110	0.44	8.08	52	7.24	11.30	209	0.7	
ZZ42853		0.088	0.62	7.99	43	51.4	7.59	920	1.0	148
ZZ42854		0.100	0.37	4.23	44	0.45	7.10	101	0.5	
ZZ42855		0.107	0.40	3.60	42	0.67	7.92	103	0.7	
ZZ42856		0.083	0.22	2.46	36	0.86	6.66	87	0.5	
ZZ42857		0.173	0.55	8.55	56	0.60	14.60	112	0.7	
ZZ42858		0.242	0.60	6.46	63	2.30	27.4	119	1.4	
ZZ42859		0.147	0.59	4.71	48	0.69	19.35	102	0.8	
ZZ42860		0.153	0.67	10.05	51	0.57	17.25	130	1.3	
ZZ42861		0.166	0.55	4.55	58	0.57	10.90	113	1.1	
ZZ42862		0.168	0.74	7.17	56	0.59	17.05	111	1.0	
ZZ42863		0.171	0.74	6.61	50	0.27	8.71	123	3.7	
ZZ42864		0.129	0.83	7.64	47	0.28	14.35	121	1.9	
ZZ42865		0.115	0.37	3.70	42	0.36	10.40	107	0.8	
ZZ42866		0.243	0.83	4.14	68	0.46	19.20	133	1.5	
ZZ42867		0.182	0.67	4.52	64	1.18	17.95	118	2.5	
ZZ42868		0.191	0.72	4.67	58	0.62	21.6	127	1.3	
ZZ42869		0.173	0.65	5.32	48	0.19	7.13	87	0.9	
ZZ42870		0.323	0.93	1.97	83	2.02	10.05	119	1.5	
ZZ42871		0.282	0.76	6.73	68	0.45	8.13	120	2.3	
ZZ42872		0.389	1.13	6.08	104	0.43	6.23	141	1.1	
ZZ42873		0.318	0.90	6.98	81	1.04	10.80	140	1.5	
ZZ42874		0.222	0.58	5.77	62	0.52	5.99	122	1.0	
ZZ42875		0.303	0.68	6.63	81	0.36	5.70	118	1.0	
ZZ42876		0.051	0.27	3.71	38	0.40	6.00	81	<0.5	
ZZ42877		0.063	0.21	2.89	35	0.90	4.97	82	0.5	
ZZ42878		0.049	0.08	0.59	27	0.33	1.20	26	<0.5	
ZZ42879		0.043	0.11	1.92	24	2.62	2.94	40	<0.5	
ZZ42880		0.062	0.24	4.06	43	0.54	5.90	81	0.5	
ZZ02650		0.026	0.09	1.27	20	0.44	1.08	39	<0.5	

***** See Appendix Page for comments regarding this certificate *****

ALS Canada Ltd.
2103 Dollarton Hwy
North Vancouver BC V7H 0A7
Phone: 604 984 0221 Fax: 604 984 0218 www.alsglobal.com

To: **SILVER RANGE RESOURCES LTD.**
C/O ARCHER, CATHRO & ASSOCIATES (1981) LIMITED
1016-510 W HASTINGS ST
VANCOUVER BC V6B 1L8

Finalized Date: 16-SEP-2012
Account: RANSIL

Project: KEG (VAT)

CERTIFICATE OF ANALYSIS WH12202869

Sample Description	Method	WEI-21	Au-ICP21	ME-MS41	ME-MS41	ME-MS41	ME-MS41	ME-MS41	ME-MS41	ME-MS41	ME-MS41	ME-MS41	ME-MS41	ME-MS41	ME-MS41	ME-MS41
	Analyte	Recvd Wt.	Au	Ag	Al	As	Au	B	Ba	Be	Bi	Ca	Cd	Ce	Co	Cr
	Units	kg	ppm	ppm	%	ppm	ppm	ppm	ppm	ppm	ppm	%	ppm	ppm	ppm	ppm
	LOR	0.02	0.001	0.01	0.01	0.1	0.2	10	10	0.05	0.01	0.01	0.01	0.02	0.1	1
ZZ02651		0.25	0.003	0.19	1.65	8.3	<0.2	<10	200	1.76	1.12	0.18	0.54	35.0	8.4	20
ZZ02652		0.29	0.002	0.08	1.66	11.0	<0.2	<10	130	1.18	0.80	0.10	0.35	28.2	8.9	25
ZZ02653		0.22	0.008	0.07	0.32	1.9	<0.2	<10	60	0.18	0.25	0.12	0.84	7.51	2.1	7
ZZ02654		0.33	0.002	0.13	0.71	5.0	<0.2	<10	70	0.46	0.46	0.08	0.31	17.55	3.1	13
ZZ02655		0.26	0.005	0.21	1.26	6.8	<0.2	<10	140	1.05	0.76	0.18	0.47	29.7	5.8	20
ZZ02656		0.17	0.003	0.10	1.24	7.5	<0.2	<10	90	0.68	0.53	0.11	0.45	24.4	6.1	22
ZZ02657		0.32	0.003	0.06	0.94	5.9	<0.2	<10	70	0.59	0.48	0.18	0.24	26.7	5.3	18
ZZ02658		0.22	0.004	0.12	1.58	8.2	<0.2	<10	160	1.51	0.91	0.15	0.32	29.9	8.7	22
ZZ02659		0.24	0.007	0.12	0.84	4.7	<0.2	<10	130	0.65	0.44	0.16	0.65	20.1	5.9	16
ZZ02660		0.32	0.003	0.08	1.18	6.1	<0.2	<10	100	0.99	0.44	0.24	0.28	32.6	6.5	20
ZZ02661		0.22	0.006	0.15	1.11	6.3	<0.2	<10	180	0.96	1.00	0.22	0.24	28.4	4.5	19
ZZ02662		0.28	0.004	0.10	1.36	6.7	<0.2	<10	120	1.39	0.89	0.18	0.29	32.9	6.7	20
ZZ02663		0.21	0.004	0.04	0.82	5.6	<0.2	<10	90	0.35	0.46	0.16	0.20	27.6	4.3	18
ZZ02664		0.25	0.012	0.15	0.97	6.7	<0.2	<10	60	0.48	0.67	0.09	0.21	24.3	3.8	19
ZZ02665		0.22	0.003	0.14	1.18	6.2	<0.2	<10	140	1.36	0.78	0.15	0.68	21.3	6.0	17
ZZ02666		0.27	0.003	0.12	0.67	3.7	<0.2	<10	30	0.27	0.59	0.05	0.12	15.15	2.8	9
ZZ02667		0.27	0.013	0.07	0.94	5.3	<0.2	<10	70	0.66	0.61	0.11	0.25	20.6	4.7	14
ZZ02668		0.30	0.003	0.11	1.52	6.6	<0.2	<10	180	1.79	0.78	0.17	0.22	30.7	6.6	22
ZZ02669		0.25	0.005	0.07	0.90	6.9	<0.2	<10	80	0.56	0.72	0.13	0.25	22.3	4.4	18
ZZ02670		0.33	0.003	0.12	0.93	3.7	<0.2	<10	70	0.74	0.56	0.09	0.29	15.65	3.8	11
ZZ46751		0.17	0.002	0.23	1.57	9.3	<0.2	<10	200	1.96	0.82	0.16	0.31	36.7	6.3	22
ZZ46752		0.22	0.008	0.17	1.47	8.4	<0.2	<10	190	1.45	0.66	0.14	0.25	30.2	8.5	20
ZZ46753		0.25	0.001	0.19	1.39	8.7	<0.2	<10	170	1.29	0.65	0.13	0.18	29.0	5.7	21
ZZ46754		0.28	0.004	0.11	1.69	10.9	<0.2	<10	110	1.43	0.59	0.08	0.18	37.5	6.3	26
ZZ46755		0.21	0.001	0.09	1.28	8.6	<0.2	<10	120	1.08	0.71	0.10	0.16	32.2	4.9	19
ZZ46756		0.23	0.002	0.17	1.43	8.0	<0.2	<10	140	1.75	0.62	0.10	0.17	25.4	6.4	20
ZZ46757		0.30	0.003	0.08	1.74	7.0	<0.2	<10	120	1.67	0.84	0.16	0.17	51.6	5.7	18
ZZ46758		0.21	0.001	0.13	1.19	6.6	<0.2	<10	100	1.43	0.40	0.11	0.14	32.0	4.1	18
ZZ46759		0.30	0.001	0.11	1.35	6.9	<0.2	<10	140	1.47	0.62	0.13	0.14	34.5	5.9	19
ZZ46760		0.20	0.001	0.29	1.46	4.7	<0.2	<10	160	2.12	0.92	0.25	0.37	45.0	5.6	19
ZZ46761		0.29	0.003	0.12	1.49	5.9	<0.2	<10	110	1.72	0.90	0.27	0.19	47.5	6.2	21
ZZ46762		0.22	0.004	0.13	1.51	6.2	<0.2	<10	150	2.29	0.72	0.20	0.23	37.7	6.3	19
ZZ46763		0.29	0.002	0.15	1.71	6.0	<0.2	<10	190	2.31	0.92	0.26	0.25	38.6	5.8	21
ZZ46764		0.29	0.006	0.14	1.25	5.3	<0.2	<10	120	1.73	0.66	0.14	0.14	41.2	5.2	15
ZZ46765		0.28	0.002	0.13	1.31	4.4	<0.2	<10	90	1.47	0.60	0.12	0.11	26.2	3.8	15
ZZ46766		0.25	0.004	0.09	1.48	6.3	<0.2	<10	140	2.68	0.64	0.14	0.10	28.6	5.5	19
ZZ46767		0.24	0.010	0.11	1.53	6.6	<0.2	<10	100	1.86	0.55	0.11	0.18	27.6	4.7	21
ZZ46768		0.19	0.003	0.11	1.36	6.3	<0.2	<10	130	1.84	0.58	0.11	0.12	28.6	5.5	21
ZZ46769		0.25	0.003	0.08	1.79	7.6	<0.2	<10	150	1.32	0.52	0.15	0.15	42.1	7.8	28
ZZ46770		0.35	0.003	0.08	1.98	1.3	<0.2	<10	130	1.62	0.68	0.38	0.19	38.3	7.4	32

***** See Appendix Page for comments regarding this certificate *****

ALS Canada Ltd.
2103 Dollarton Hwy
North Vancouver BC V7H 0A7
Phone: 604 984 0221 Fax: 604 984 0218 www.alsglobal.com

To: **SILVER RANGE RESOURCES LTD.**
C/O ARCHER, CATHRO & ASSOCIATES (1981) LIMITED
1016-510 W HASTINGS ST
VANCOUVER BC V6B 1L8

Finalized Date: 16-SEP-2012
Account: RANSIL

Project: KEG (VAT)

CERTIFICATE OF ANALYSIS WH12202869

Sample Description	Method	ME-MS41	ME-MS41	ME-MS41	ME-MS41	ME-MS41	ME-MS41	ME-MS41	ME-MS41	ME-MS41	ME-MS41	ME-MS41	ME-MS41	ME-MS41	ME-MS41	ME-MS41
	Analyte	Cs	Cu	Fe	Ga	Ge	Hf	Hg	In	K	La	Li	Mg	Mn	Mo	Na
	Units	ppm	ppm	%	ppm	ppm	ppm	ppm	ppm	%	ppm	ppm	%	ppm	ppm	%
	LOR	0.05	0.2	0.01	0.05	0.05	0.02	0.01	0.005	0.01	0.2	0.1	0.01	5	0.05	0.01
ZZ02651		4.14	23.2	2.26	7.40	0.06	0.02	0.06	0.030	0.13	16.9	40.5	0.36	454	1.20	0.02
ZZ02652		3.09	16.9	2.51	6.57	0.05	<0.02	0.03	0.029	0.09	13.8	26.9	0.39	539	1.55	0.01
ZZ02653		1.14	6.7	0.82	2.46	<0.05	<0.02	0.07	0.007	0.06	3.8	5.1	0.07	117	0.54	0.01
ZZ02654		1.59	9.6	1.31	4.52	<0.05	<0.02	0.04	0.011	0.06	8.6	9.5	0.14	109	1.19	0.01
ZZ02655		3.16	16.3	2.03	5.70	0.05	0.02	0.04	0.025	0.11	15.2	34.0	0.36	251	1.15	0.01
ZZ02656		2.41	12.7	2.12	5.59	0.05	<0.02	0.05	0.022	0.10	11.8	24.1	0.34	375	1.37	0.01
ZZ02657		2.20	11.2	1.80	4.92	0.05	0.02	0.02	0.017	0.09	13.2	26.0	0.32	217	1.04	0.01
ZZ02658		3.53	17.2	2.24	6.85	0.05	<0.02	0.04	0.026	0.09	14.4	29.9	0.36	479	1.34	0.02
ZZ02659		2.11	10.6	1.43	4.69	<0.05	<0.02	0.04	0.016	0.11	9.6	25.1	0.25	515	1.07	0.01
ZZ02660		2.07	13.0	1.82	4.80	0.06	0.03	0.06	0.019	0.10	15.5	34.3	0.38	281	1.00	0.01
ZZ02661		2.40	12.5	1.79	6.44	0.05	<0.02	0.05	0.019	0.09	14.9	25.7	0.30	211	1.21	0.01
ZZ02662		3.46	13.5	2.02	6.35	0.05	0.02	0.03	0.023	0.12	16.0	39.2	0.38	382	1.01	0.01
ZZ02663		1.96	10.2	1.64	4.81	0.05	<0.02	0.03	0.015	0.09	13.2	20.2	0.29	149	0.98	0.01
ZZ02664		2.63	10.9	1.80	6.47	0.05	<0.02	0.05	0.016	0.11	12.0	17.9	0.25	156	1.35	<0.01
ZZ02665		2.12	12.3	1.81	6.17	<0.05	<0.02	0.07	0.020	0.11	10.1	22.9	0.26	342	1.05	0.01
ZZ02666		1.83	10.7	1.55	5.22	<0.05	<0.02	0.06	0.011	0.06	7.5	8.6	0.12	131	0.73	0.01
ZZ02667		2.33	11.5	1.60	5.12	<0.05	<0.02	0.05	0.018	0.09	10.3	20.3	0.21	248	1.00	0.01
ZZ02668		3.16	15.3	2.09	6.03	0.06	<0.02	0.03	0.024	0.08	14.9	26.1	0.36	530	1.12	0.01
ZZ02669		2.01	11.6	1.81	4.92	<0.05	<0.02	0.04	0.019	0.09	10.8	17.1	0.27	233	1.05	<0.01
ZZ02670		1.89	9.6	1.34	4.20	<0.05	<0.02	0.08	0.013	0.07	7.5	13.7	0.17	267	0.69	0.01
ZZ46751		4.81	15.9	2.23	7.27	0.05	<0.02	0.06	0.021	0.15	17.8	27.9	0.38	419	1.02	0.01
ZZ46752		3.99	14.2	2.03	6.55	0.05	<0.02	0.04	0.019	0.11	13.3	21.6	0.32	1130	1.13	0.01
ZZ46753		3.73	14.3	2.07	6.45	0.05	<0.02	0.05	0.020	0.11	14.6	22.5	0.36	322	1.05	0.01
ZZ46754		3.64	15.7	2.44	6.62	0.06	<0.02	0.05	0.021	0.10	21.4	21.9	0.40	342	1.16	<0.01
ZZ46755		4.42	12.7	2.07	7.13	0.05	<0.02	0.03	0.018	0.14	17.1	22.9	0.31	263	1.03	0.01
ZZ46756		3.97	13.1	2.05	6.18	0.05	<0.02	0.03	0.019	0.09	12.8	19.9	0.32	539	1.03	0.01
ZZ46757		5.62	12.2	2.09	7.32	0.08	0.04	0.02	0.019	0.22	25.8	41.4	0.43	264	0.54	0.01
ZZ46758		2.76	11.6	1.75	4.92	0.05	<0.02	0.04	0.018	0.08	16.7	18.6	0.31	162	0.81	0.01
ZZ46759		3.32	12.6	1.99	6.08	0.06	<0.02	0.04	0.018	0.09	17.0	22.5	0.33	309	1.02	0.01
ZZ46760		4.84	12.7	1.94	6.95	0.07	<0.02	0.03	0.021	0.20	24.1	33.9	0.37	435	0.89	0.01
ZZ46761		4.75	13.6	2.21	6.77	0.08	<0.02	0.02	0.020	0.22	23.2	38.6	0.43	307	0.74	0.01
ZZ46762		4.58	13.0	2.14	6.95	0.06	<0.02	0.05	0.022	0.15	19.2	31.2	0.38	426	0.86	0.01
ZZ46763		4.48	12.6	2.26	7.84	0.06	<0.02	0.03	0.025	0.18	19.6	34.7	0.43	325	0.99	0.01
ZZ46764		3.61	11.3	1.89	6.21	0.06	<0.02	0.02	0.019	0.11	22.3	24.9	0.30	407	0.85	0.01
ZZ46765		3.66	10.7	1.74	5.92	<0.05	<0.02	0.02	0.016	0.13	13.3	23.3	0.29	291	0.91	0.01
ZZ46766		4.01	11.5	2.09	6.80	0.05	<0.02	0.03	0.021	0.09	14.6	27.3	0.35	444	0.99	0.01
ZZ46767		3.68	17.3	1.97	6.79	<0.05	<0.02	0.04	0.021	0.09	14.5	23.4	0.34	211	1.11	0.01
ZZ46768		3.27	10.9	2.03	6.37	0.05	<0.02	0.03	0.020	0.09	14.9	23.1	0.34	398	1.19	0.01
ZZ46769		3.92	13.1	2.46	6.82	0.07	0.03	0.02	0.027	0.15	20.0	45.2	0.52	368	0.78	<0.01
ZZ46770		5.79	14.9	2.21	8.02	0.07	0.03	0.03	0.033	0.26	20.1	54.4	0.59	223	0.20	0.01

***** See Appendix Page for comments regarding this certificate *****

ALS Canada Ltd.
2103 Dollarton Hwy
North Vancouver BC V7H 0A7
Phone: 604 984 0221 Fax: 604 984 0218 www.alsglobal.com

To: **SILVER RANGE RESOURCES LTD.**
C/O ARCHER, CATHRO & ASSOCIATES (1981) LIMITED
1016-510 W HASTINGS ST
VANCOUVER BC V6B 1L8

Finalized Date: 16-SEP-2012
Account: RANSIL

Project: KEG (VAT)

CERTIFICATE OF ANALYSIS WH12202869

Sample Description	Method	ME-MS41	ME-MS41	ME-MS41	ME-MS41	ME-MS41	ME-MS41	ME-MS41	ME-MS41	ME-MS41	ME-MS41	ME-MS41	ME-MS41	ME-MS41	ME-MS41	ME-MS41
	Analyte	Nb	Ni	P	Pb	Rb	Re	S	Sb	Sc	Se	Sn	Sr	Ta	Te	Th
	Units	ppm	ppm	ppm	ppm	ppm	ppm	%	ppm	ppm	ppm	ppm	ppm	ppm	ppm	ppm
	LOR	0.05	0.2	10	0.2	0.1	0.001	0.01	0.05	0.1	0.2	0.2	0.2	0.01	0.01	0.2
ZZ02651		1.37	17.3	820	21.7	32.4	<0.001	0.05	0.85	2.2	0.7	1.3	20.0	<0.01	0.04	1.0
ZZ02652		0.76	16.8	700	19.7	26.2	<0.001	0.05	1.03	1.3	0.5	1.0	13.4	<0.01	0.04	0.3
ZZ02653		0.32	4.2	600	5.9	15.6	<0.001	0.06	0.24	0.4	0.3	0.4	11.0	<0.01	0.02	<0.2
ZZ02654		0.79	9.1	360	8.7	14.5	<0.001	0.04	0.50	1.0	0.4	0.7	9.9	<0.01	0.03	0.3
ZZ02655		1.46	16.4	690	16.7	22.5	<0.001	0.04	0.92	2.3	0.6	0.9	15.6	<0.01	0.03	1.7
ZZ02656		1.25	15.0	550	14.1	23.3	<0.001	0.05	0.78	1.9	0.5	0.9	10.9	<0.01	0.04	0.8
ZZ02657		1.63	15.0	630	10.7	18.9	<0.001	0.02	0.57	2.2	0.4	0.8	11.0	<0.01	0.02	3.8
ZZ02658		1.01	16.1	780	18.6	22.7	<0.001	0.07	0.70	1.7	0.6	1.0	19.0	<0.01	0.05	0.5
ZZ02659		0.67	12.4	710	10.4	27.9	<0.001	0.07	0.52	1.0	0.5	0.8	16.6	<0.01	0.03	0.2
ZZ02660		1.59	18.6	830	9.4	19.1	<0.001	0.02	0.62	2.6	0.4	0.8	15.3	<0.01	0.02	4.4
ZZ02661		1.13	13.2	570	13.0	22.4	<0.001	0.04	0.63	1.8	0.5	0.9	24.0	<0.01	0.03	0.8
ZZ02662		1.22	15.0	750	18.3	26.6	<0.001	0.03	0.62	2.0	0.4	1.0	14.5	<0.01	0.03	1.4
ZZ02663		1.54	14.8	480	8.5	19.6	<0.001	0.03	0.49	1.9	<0.2	0.8	10.3	<0.01	0.01	3.5
ZZ02664		1.47	12.8	360	12.1	26.1	<0.001	0.04	0.55	1.7	<0.2	1.1	8.3	<0.01	0.01	1.6
ZZ02665		0.72	11.9	660	18.2	45.1	<0.001	0.07	0.52	0.8	<0.2	0.9	21.1	<0.01	0.02	0.2
ZZ02666		1.03	5.9	330	9.0	19.7	<0.001	0.03	0.33	0.9	<0.2	0.8	5.5	<0.01	0.01	0.8
ZZ02667		1.03	10.9	560	11.0	21.7	<0.001	0.04	0.46	1.2	<0.2	0.8	8.3	<0.01	0.02	1.0
ZZ02668		0.61	16.0	740	19.1	21.3	<0.001	0.06	0.62	1.3	<0.2	0.9	16.3	<0.01	0.01	0.4
ZZ02669		0.94	14.2	530	12.3	18.2	<0.001	0.03	0.63	1.4	<0.2	0.7	10.8	<0.01	0.02	0.8
ZZ02670		0.52	8.4	670	9.2	16.8	<0.001	0.07	0.32	0.6	<0.2	0.6	8.3	<0.01	<0.01	0.2
ZZ46751		0.71	16.4	750	27.8	39.6	<0.001	0.08	0.59	1.2	<0.2	1.5	18.1	<0.01	0.02	0.5
ZZ46752		0.53	13.8	770	23.7	29.0	<0.001	0.09	0.56	0.8	<0.2	1.3	16.2	<0.01	0.01	0.3
ZZ46753		0.64	14.9	690	21.2	28.0	<0.001	0.07	0.61	1.1	<0.2	1.3	14.1	<0.01	0.01	0.5
ZZ46754		0.57	17.1	630	21.6	26.4	<0.001	0.05	0.66	1.0	<0.2	1.1	8.4	<0.01	0.01	0.4
ZZ46755		0.91	13.5	480	18.1	43.5	<0.001	0.04	0.57	1.3	<0.2	1.5	10.7	<0.01	0.02	1.1
ZZ46756		0.48	12.0	810	18.7	26.6	<0.001	0.08	0.63	0.9	<0.2	1.1	10.9	<0.01	0.01	0.2
ZZ46757		1.73	15.4	620	23.9	47.1	<0.001	0.02	0.60	2.5	0.2	2.0	10.9	<0.01	0.01	11.1
ZZ46758		0.52	12.7	580	13.9	19.9	<0.001	0.04	0.47	1.1	<0.2	0.9	8.8	<0.01	<0.01	0.6
ZZ46759		0.65	13.3	650	20.5	24.5	<0.001	0.05	0.47	1.2	<0.2	1.1	12.5	<0.01	0.01	0.7
ZZ46760		1.15	14.1	800	28.1	44.3	<0.001	0.05	0.49	2.1	<0.2	1.8	22.9	<0.01	0.01	2.2
ZZ46761		1.28	14.9	780	26.3	47.5	<0.001	0.02	0.75	2.6	<0.2	1.8	19.7	<0.01	<0.01	4.6
ZZ46762		0.80	13.9	710	25.1	37.0	<0.001	0.06	0.67	1.5	<0.2	1.6	20.2	<0.01	<0.01	0.9
ZZ46763		0.88	13.8	690	25.8	41.3	<0.001	0.04	0.71	1.7	0.2	2.0	23.6	<0.01	0.01	1.0
ZZ46764		0.70	10.2	630	23.8	32.8	<0.001	0.05	0.58	1.3	<0.2	1.6	13.6	<0.01	<0.01	0.9
ZZ46765		0.68	9.7	600	18.9	31.3	<0.001	0.06	0.50	0.8	<0.2	1.8	11.8	<0.01	<0.01	0.4
ZZ46766		0.68	11.1	690	20.8	30.3	<0.001	0.06	0.51	1.2	<0.2	1.7	13.8	<0.01	0.01	0.5
ZZ46767		0.54	11.4	720	24.1	31.1	<0.001	0.06	0.59	0.7	<0.2	1.4	9.9	<0.01	0.01	0.2
ZZ46768		0.61	12.8	660	18.3	26.4	<0.001	0.07	0.59	0.9	<0.2	1.4	12.3	<0.01	0.02	0.3
ZZ46769		1.87	19.0	490	16.1	29.3	<0.001	0.02	0.47	3.8	<0.2	1.5	12.2	<0.01	0.02	4.5
ZZ46770		3.35	16.9	600	14.2	51.0	<0.001	0.03	0.35	6.1	<0.2	2.3	30.1	<0.01	<0.01	6.2

***** See Appendix Page for comments regarding this certificate *****

ALS Canada Ltd.
2103 Dollarton Hwy
North Vancouver BC V7H 0A7
Phone: 604 984 0221 Fax: 604 984 0218 www.alsglobal.com

To: **SILVER RANGE RESOURCES LTD.**
C/O ARCHER, CATHRO & ASSOCIATES (1981) LIMITED
1016-510 W HASTINGS ST
VANCOUVER BC V6B 1L8

Finalized Date: 16-SEP-2012
Account: RANSIL

Project: KEG (VAT)

CERTIFICATE OF ANALYSIS WH12202869

Sample Description	Method	ME-MS41	ME-MS41	ME-MS41	ME-MS41	ME-MS41	ME-MS41	ME-MS41	ME-MS41	Ag-OG46
	Analyte	Ti	Tl	U	V	W	Y	Zn	Zr	Ag
	Units	%	ppm	ppm	ppm	ppm	ppm	ppm	ppm	ppm
	LOR	0.005	0.02	0.05	1	0.05	0.05	2	0.5	1
ZZ02651		0.056	0.27	7.87	37	0.78	7.42	102	0.6	
ZZ02652		0.038	0.24	5.63	46	0.51	5.28	87	<0.5	
ZZ02653		0.028	0.07	0.86	21	0.12	0.85	44	<0.5	
ZZ02654		0.046	0.11	1.44	33	0.40	2.30	39	<0.5	
ZZ02655		0.061	0.21	3.50	35	0.39	5.55	75	0.6	
ZZ02656		0.059	0.16	1.63	40	0.30	3.22	68	<0.5	
ZZ02657		0.068	0.15	1.49	35	0.39	5.21	56	0.8	
ZZ02658		0.047	0.24	3.14	41	0.40	5.29	67	<0.5	
ZZ02659		0.039	0.18	1.42	30	0.39	3.60	62	<0.5	
ZZ02660		0.069	0.16	1.57	35	0.65	6.50	64	1.0	
ZZ02661		0.052	0.18	1.90	39	0.42	4.19	57	<0.5	
ZZ02662		0.058	0.21	2.85	37	0.29	5.68	74	<0.5	
ZZ02663		0.069	0.15	1.05	33	0.32	4.28	46	0.5	
ZZ02664		0.065	0.19	1.08	39	0.44	2.43	51	<0.5	
ZZ02665		0.037	0.18	1.89	36	0.25	3.03	65	<0.5	
ZZ02666		0.065	0.13	0.79	40	0.25	1.61	32	<0.5	
ZZ02667		0.056	0.14	1.23	32	0.34	3.13	47	<0.5	
ZZ02668		0.042	0.23	3.24	39	0.31	6.29	68	<0.5	
ZZ02669		0.051	0.14	1.39	35	0.35	3.31	58	<0.5	
ZZ02670		0.037	0.13	1.59	27	0.21	3.07	39	<0.5	
ZZ46751		0.042	0.36	5.74	35	0.26	6.03	87	<0.5	
ZZ46752		0.033	0.34	5.39	32	0.26	4.78	72	<0.5	
ZZ46753		0.041	0.26	4.67	34	0.47	5.25	71	<0.5	
ZZ46754		0.036	0.25	5.06	40	0.31	6.84	71	<0.5	
ZZ46755		0.051	0.27	2.72	33	0.38	4.75	72	<0.5	
ZZ46756		0.032	0.28	11.00	36	0.22	5.23	72	<0.5	
ZZ46757		0.071	0.46	3.30	28	0.22	7.70	86	2.1	
ZZ46758		0.040	0.20	4.27	32	0.23	5.84	54	<0.5	
ZZ46759		0.042	0.26	4.25	35	0.29	5.80	64	<0.5	
ZZ46760		0.055	0.40	6.64	29	0.20	7.97	83	0.6	
ZZ46761		0.080	0.37	4.55	35	0.23	8.49	83	0.5	
ZZ46762		0.048	0.32	5.21	35	0.21	6.12	83	<0.5	
ZZ46763		0.050	0.40	5.29	38	0.22	6.58	85	<0.5	
ZZ46764		0.043	0.30	5.21	33	0.23	7.07	65	<0.5	
ZZ46765		0.037	0.30	4.42	30	0.19	4.16	59	<0.5	
ZZ46766		0.039	0.31	6.57	40	0.22	4.63	65	<0.5	
ZZ46767		0.034	0.27	7.68	43	0.25	4.30	66	<0.5	
ZZ46768		0.040	0.28	4.86	38	0.26	4.57	58	<0.5	
ZZ46769		0.090	0.24	4.46	40	0.64	7.38	93	0.9	
ZZ46770		0.161	0.44	17.10	44	1.55	10.55	80	1.2	

***** See Appendix Page for comments regarding this certificate *****

ALS Canada Ltd.
2103 Dollarton Hwy
North Vancouver BC V7H 0A7
Phone: 604 984 0221 Fax: 604 984 0218 www.alsglobal.com

To: **SILVER RANGE RESOURCES LTD.**
C/O ARCHER, CATHRO & ASSOCIATES (1981) LIMITED
1016-510 W HASTINGS ST
VANCOUVER BC V6B 1L8

Finalized Date: 16-SEP-2012
Account: RANSIL

Project: KEG (VAT)

CERTIFICATE OF ANALYSIS WH12202869

Sample Description	Method	WEI-21	Au-ICP21	ME-MS41	ME-MS41	ME-MS41	ME-MS41	ME-MS41	ME-MS41	ME-MS41	ME-MS41	ME-MS41	ME-MS41	ME-MS41	ME-MS41	ME-MS41
	Analyte	Recvd Wt.	Au	Ag	Al	As	Au	B	Ba	Be	Bi	Ca	Cd	Ce	Co	Cr
	Units	kg	ppm	ppm	%	ppm	ppm	ppm	ppm	ppm	ppm	%	ppm	ppm	ppm	ppm
	LOR	0.02	0.001	0.01	0.01	0.1	0.2	10	10	0.05	0.01	0.01	0.01	0.02	0.1	1
ZZ46771		0.31	0.003	0.04	1.97	4.9	<0.2	<10	200	1.65	0.79	0.32	0.31	43.7	10.5	36
ZZ46772		0.22	0.003	0.15	2.02	5.2	<0.2	<10	160	1.61	0.73	0.14	0.25	21.6	7.0	25
ZZ46773		0.23	0.003	0.13	1.87	5.5	<0.2	<10	150	1.83	1.12	0.14	0.25	22.9	8.3	28
ZZ46774		0.24	0.002	0.07	1.68	5.5	<0.2	<10	130	1.18	0.69	0.10	0.16	23.4	6.7	27
ZZ46775		0.22	0.003	0.07	1.40	7.5	<0.2	<10	90	1.00	0.56	0.10	0.19	29.5	5.1	21
ZZ46776		0.21	0.002	0.09	1.43	5.4	<0.2	<10	150	1.34	0.82	0.29	0.25	29.0	7.1	26
ZZ46777		0.25	0.002	0.09	1.29	3.7	<0.2	<10	80	1.11	0.73	0.13	0.18	20.7	5.5	18
ZZ46778		0.25	0.005	0.22	1.83	9.2	<0.2	<10	170	2.14	1.61	0.16	0.27	32.8	8.1	26
ZZ46779		0.22	0.002	0.14	1.79	10.4	<0.2	<10	160	1.46	1.44	0.18	0.20	36.4	9.4	29
ZZ46780		0.24	0.002	0.12	1.70	8.3	<0.2	<10	140	1.39	1.08	0.14	0.20	37.2	8.3	27
ZZ46781		0.24	0.002	0.06	1.46	6.1	<0.2	<10	120	1.15	0.95	0.19	0.19	33.0	7.9	22
ZZ46782		0.28	0.003	0.05	1.68	9.0	<0.2	<10	120	1.04	1.17	0.08	0.16	36.9	6.5	24
ZZ46783		0.19	0.002	0.27	1.00	3.5	<0.2	<10	80	0.85	0.75	0.08	0.11	17.05	3.6	12
ZZ46784		0.23	0.012	0.21	1.17	9.4	<0.2	<10	150	1.00	1.34	0.08	0.36	25.5	7.1	21
ZZ46785		0.18	0.003	0.24	0.89	4.8	<0.2	<10	130	1.02	0.49	0.15	0.20	22.7	4.2	17
ZZ46786		0.32	0.002	0.10	1.33	5.7	<0.2	<10	120	1.07	0.85	0.12	0.23	28.1	6.0	19
ZZ46787		0.24	0.005	0.17	1.25	6.1	<0.2	<10	170	1.24	0.87	0.22	0.15	28.7	5.4	18
ZZ46788		0.27	0.004	0.09	1.37	8.4	<0.2	<10	150	1.27	0.99	0.20	0.19	32.9	7.8	23
ZZ31349		0.25	0.001	0.08	1.51	2.8	<0.2	<10	130	1.34	0.81	0.15	0.18	29.2	5.5	14
ZZ31350		0.23	0.002	0.10	1.44	3.5	<0.2	<10	120	1.26	0.70	0.18	0.16	33.3	5.8	17
ZZ31351		0.59	0.002	0.15	1.53	3.8	<0.2	<10	90	1.31	0.74	0.23	0.11	44.9	5.5	19
ZZ31352		0.27	0.001	0.10	0.99	2.4	<0.2	<10	60	0.82	0.71	0.19	0.09	37.7	4.1	10
ZZ31353		0.35	0.001	0.11	1.41	5.5	<0.2	<10	130	1.23	0.93	0.15	0.14	31.8	8.3	22
ZZ31354		0.29	0.004	0.14	1.89	8.3	<0.2	<10	150	2.05	1.11	0.29	0.15	43.9	7.6	23
ZZ31355		0.36	0.002	0.24	2.20	6.8	<0.2	<10	150	2.39	1.50	0.26	0.14	35.8	7.1	24
ZZ31356		0.42	0.003	0.09	1.91	7.8	<0.2	<10	140	1.51	0.80	0.23	0.15	43.4	8.9	29
ZZ31357		0.24	0.004	0.20	2.17	6.6	<0.2	<10	170	1.70	1.12	0.27	0.10	29.8	7.3	25
ZZ31358		0.21	0.002	0.07	2.20	6.6	<0.2	<10	160	1.62	1.12	0.15	0.19	38.0	8.3	26
ZZ31359		0.27	0.002	0.15	2.30	6.2	<0.2	<10	210	1.84	1.09	0.34	0.17	41.1	9.3	28
ZZ31360		0.29	0.006	0.19	2.49	5.2	<0.2	<10	180	2.08	1.12	0.18	0.09	50.5	8.5	32
ZZ31361		0.38	0.003	0.07	2.19	7.8	<0.2	<10	180	1.37	0.73	0.22	0.09	46.3	9.5	34
ZZ31362		0.32	0.002	0.16	2.01	8.3	<0.2	<10	130	1.29	0.84	0.17	0.19	40.2	8.9	28
ZZ31363		0.32	0.003	0.13	1.98	5.3	<0.2	<10	130	1.79	0.99	0.29	0.10	48.0	7.9	27
ZZ31364		0.32	0.002	0.09	1.88	6.8	<0.2	<10	100	1.42	1.03	0.22	0.12	48.5	7.1	26
ZZ31365		0.32	0.002	0.19	1.89	9.4	<0.2	<10	130	1.42	0.74	0.20	0.18	41.9	9.0	32
ZZ31366		0.22	0.002	0.40	1.71	24.8	<0.2	<10	120	2.10	0.78	0.18	0.17	31.0	6.8	18
ZZ31367		0.22	0.001	0.51	2.30	12.1	<0.2	<10	170	2.39	1.08	0.15	0.26	42.0	10.3	30
ZZ31368		0.28	0.002	0.20	1.70	5.8	<0.2	<10	120	1.62	0.75	0.17	0.17	31.6	6.9	21
ZZ31369		0.30	0.002	0.21	2.00	6.6	<0.2	<10	150	1.98	1.07	0.27	0.20	39.5	7.6	25
ZZ31370		0.18	0.002	0.13	1.81	5.5	<0.2	<10	140	2.16	1.43	0.16	0.15	34.0	6.4	17

***** See Appendix Page for comments regarding this certificate *****

ALS Canada Ltd.
2103 Dollarton Hwy
North Vancouver BC V7H 0A7
Phone: 604 984 0221 Fax: 604 984 0218 www.alsglobal.com

To: **SILVER RANGE RESOURCES LTD.**
C/O ARCHER, CATHRO & ASSOCIATES (1981) LIMITED
1016-510 W HASTINGS ST
VANCOUVER BC V6B 1L8

Finalized Date: 16-SEP-2012
Account: RANSIL

Project: KEG (VAT)

CERTIFICATE OF ANALYSIS WH12202869

Sample Description	Method	ME-MS41	ME-MS41	ME-MS41	ME-MS41	ME-MS41	ME-MS41	ME-MS41	ME-MS41	ME-MS41	ME-MS41	ME-MS41	ME-MS41	ME-MS41	ME-MS41	ME-MS41
	Analyte	Cs	Cu	Fe	Ga	Ge	Hf	Hg	In	K	La	Li	Mg	Mn	Mo	Na
	Units	ppm	ppm	%	ppm	ppm	ppm	ppm	ppm	%	ppm	ppm	%	ppm	ppm	%
	LOR	0.05	0.2	0.01	0.05	0.05	0.02	0.01	0.005	0.01	0.2	0.1	0.01	5	0.05	0.01
ZZ46771		6.10	17.7	3.02	8.65	0.09	0.02	0.02	0.041	0.42	22.6	63.5	0.64	419	0.72	0.01
ZZ46772		4.01	19.9	2.47	7.06	<0.05	<0.02	0.04	0.028	0.13	11.3	27.2	0.39	358	1.00	0.01
ZZ46773		5.58	20.5	2.69	7.88	<0.05	<0.02	0.04	0.038	0.17	11.4	35.5	0.42	511	0.96	0.01
ZZ46774		4.53	16.3	2.50	7.37	<0.05	<0.02	0.02	0.026	0.17	12.3	30.0	0.39	443	1.02	0.01
ZZ46775		3.52	15.5	2.07	6.52	0.05	<0.02	0.03	0.021	0.12	15.0	22.6	0.31	229	0.88	0.01
ZZ46776		3.82	15.0	2.16	5.95	0.06	<0.02	0.03	0.024	0.19	13.9	35.2	0.42	358	0.87	0.01
ZZ46777		2.78	15.9	2.21	6.06	<0.05	<0.02	0.03	0.021	0.08	11.1	24.3	0.28	196	0.67	0.01
ZZ46778		5.18	19.1	2.63	7.39	0.06	<0.02	0.04	0.034	0.19	16.1	36.9	0.46	347	1.03	0.01
ZZ46779		5.08	17.9	2.66	7.28	0.06	<0.02	0.07	0.029	0.22	16.6	39.7	0.50	410	1.08	0.01
ZZ46780		5.49	14.4	2.52	7.89	<0.05	<0.02	0.05	0.031	0.23	17.5	42.3	0.44	333	1.03	0.01
ZZ46781		4.12	11.4	2.12	5.60	0.05	0.02	0.05	0.021	0.17	15.5	36.4	0.42	342	0.78	0.01
ZZ46782		4.69	14.3	2.40	7.77	<0.05	<0.02	0.05	0.029	0.15	17.2	29.8	0.36	223	1.12	0.01
ZZ46783		2.41	10.4	1.40	4.64	<0.05	<0.02	0.06	0.015	0.06	8.0	10.3	0.16	182	0.88	0.01
ZZ46784		4.04	20.0	2.39	8.17	<0.05	<0.02	0.06	0.023	0.13	11.3	10.5	0.19	403	2.39	<0.01
ZZ46785		2.15	11.4	1.28	4.59	<0.05	<0.02	0.07	0.014	0.06	10.4	13.1	0.19	278	1.02	0.01
ZZ46786		3.05	12.4	1.87	5.56	<0.05	<0.02	0.06	0.018	0.11	13.8	27.2	0.32	271	0.94	0.01
ZZ46787		2.91	14.2	1.78	5.32	<0.05	<0.02	0.07	0.019	0.08	12.7	22.9	0.30	329	1.00	0.01
ZZ46788		3.75	13.8	2.18	6.00	<0.05	<0.02	0.04	0.021	0.14	17.1	30.4	0.40	388	1.07	<0.01
ZZ31349		6.96	10.1	1.75	7.46	<0.05	<0.02	0.05	0.023	0.21	12.6	42.5	0.32	577	0.59	0.01
ZZ31350		6.28	10.9	1.87	7.64	<0.05	<0.02	0.04	0.022	0.26	15.5	48.7	0.35	362	0.60	0.01
ZZ31351		5.72	12.7	1.99	6.67	0.05	<0.02	0.04	0.021	0.24	21.0	48.1	0.39	281	0.54	0.01
ZZ31352		5.17	7.7	1.41	6.03	<0.05	<0.02	0.03	0.015	0.24	18.0	43.3	0.26	226	0.39	0.01
ZZ31353		6.01	14.5	2.16	8.02	<0.05	<0.02	0.04	0.021	0.22	14.3	33.6	0.33	508	1.25	0.01
ZZ31354		7.65	16.1	2.61	8.04	<0.05	<0.02	0.04	0.028	0.14	19.8	46.4	0.39	454	1.04	0.02
ZZ31355		9.17	16.8	2.63	9.51	<0.05	<0.02	0.04	0.030	0.14	15.8	59.9	0.42	439	1.17	0.01
ZZ31356		5.98	19.1	2.62	8.19	0.05	0.02	0.03	0.031	0.23	20.9	50.6	0.54	405	1.01	0.01
ZZ31357		6.47	18.3	2.35	8.14	<0.05	<0.02	0.06	0.030	0.15	14.9	45.0	0.41	308	1.20	0.02
ZZ31358		6.50	23.5	2.63	9.32	0.05	<0.02	0.04	0.031	0.19	18.4	45.5	0.44	428	1.39	0.01
ZZ31359		6.62	18.1	2.68	8.97	0.05	0.02	0.04	0.029	0.19	20.2	61.3	0.54	518	0.97	0.02
ZZ31360		7.71	17.6	2.39	10.15	0.06	<0.02	0.05	0.031	0.15	24.5	66.6	0.60	224	0.91	0.01
ZZ31361		5.65	20.4	2.82	7.93	0.05	0.02	0.04	0.029	0.15	23.6	46.9	0.60	348	1.07	0.01
ZZ31362		6.27	22.2	2.65	8.06	0.05	<0.02	0.05	0.034	0.15	18.1	44.0	0.48	321	1.28	0.01
ZZ31363		7.27	14.9	2.52	7.87	0.06	0.02	0.03	0.024	0.24	22.7	62.4	0.57	434	0.92	0.01
ZZ31364		6.62	17.1	2.40	7.61	0.06	0.04	0.04	0.023	0.26	22.5	57.3	0.53	322	0.89	0.01
ZZ31365		5.41	19.0	2.81	8.14	0.09	<0.02	0.05	0.032	0.18	20.2	40.7	0.53	376	1.20	<0.01
ZZ31366		4.98	17.5	2.16	6.44	0.06	<0.02	0.03	0.027	0.13	17.3	25.5	0.29	325	0.94	0.02
ZZ31367		6.67	23.2	3.12	8.89	0.08	<0.02	0.05	0.040	0.20	23.2	40.7	0.49	512	1.31	0.01
ZZ31368		4.55	17.4	2.23	6.72	0.06	<0.02	0.03	0.025	0.16	17.5	32.5	0.37	328	0.92	0.01
ZZ31369		5.66	17.8	2.77	7.55	0.06	<0.02	0.03	0.029	0.20	17.8	45.8	0.47	406	1.00	0.01
ZZ31370		4.94	17.5	2.31	6.54	<0.05	<0.02	0.03	0.030	0.10	16.6	34.5	0.37	378	0.95	0.01

***** See Appendix Page for comments regarding this certificate *****

ALS Canada Ltd.
2103 Dollarton Hwy
North Vancouver BC V7H 0A7
Phone: 604 984 0221 Fax: 604 984 0218 www.alsglobal.com

To: **SILVER RANGE RESOURCES LTD.**
C/O ARCHER, CATHRO & ASSOCIATES (1981) LIMITED
1016-510 W HASTINGS ST
VANCOUVER BC V6B 1L8

Finalized Date: 16-SEP-2012
Account: RANSIL

Project: KEG (VAT)

CERTIFICATE OF ANALYSIS WH12202869

Sample Description	Method	ME-MS41	ME-MS41	ME-MS41	ME-MS41	ME-MS41	ME-MS41	ME-MS41	ME-MS41	ME-MS41	ME-MS41	ME-MS41	ME-MS41	ME-MS41	ME-MS41	ME-MS41
	Analyte	Nb	Ni	P	Pb	Rb	Re	S	Sb	Sc	Se	Sn	Sr	Ta	Te	Th
	Units	ppm	ppm	ppm	ppm	ppm	ppm	%	ppm	ppm	ppm	ppm	ppm	ppm	ppm	ppm
	LOR	0.05	0.2	10	0.2	0.1	0.001	0.01	0.05	0.1	0.2	0.2	0.2	0.01	0.01	0.2
ZZ46771		2.90	24.2	760	13.1	69.9	<0.001	0.02	0.39	7.0	0.2	2.4	25.4	<0.01	<0.01	5.9
ZZ46772		0.81	16.1	960	14.0	32.0	<0.001	0.10	0.51	1.1	<0.2	1.3	16.7	<0.01	0.01	0.2
ZZ46773		1.26	17.9	770	16.0	38.9	<0.001	0.07	0.48	2.1	<0.2	2.0	14.9	<0.01	0.02	0.4
ZZ46774		1.13	16.4	640	12.3	35.4	<0.001	0.07	0.49	1.6	<0.2	1.7	12.2	<0.01	0.01	0.3
ZZ46775		0.69	15.2	590	12.5	27.9	<0.001	0.06	0.49	0.8	0.2	1.2	10.3	<0.01	0.01	0.2
ZZ46776		1.64	20.1	560	12.4	37.9	<0.001	0.04	0.48	3.0	<0.2	1.3	24.8	<0.01	0.01	1.8
ZZ46777		0.76	11.7	740	10.0	18.2	<0.001	0.05	0.28	1.6	<0.2	0.9	9.1	<0.01	<0.01	0.4
ZZ46778		1.33	21.2	630	24.4	38.3	<0.001	0.04	0.72	2.6	0.2	1.5	15.0	<0.01	0.01	1.4
ZZ46779		1.71	22.6	700	21.6	39.1	<0.001	0.04	0.70	3.2	0.3	1.3	16.6	<0.01	0.05	2.6
ZZ46780		2.06	20.7	610	21.8	49.8	<0.001	0.03	0.59	3.4	0.4	1.6	12.7	<0.01	0.02	3.2
ZZ46781		1.77	19.2	680	15.2	32.0	<0.001	0.02	0.53	2.9	0.3	1.1	12.6	<0.01	0.03	3.5
ZZ46782		1.99	16.9	340	18.7	33.7	0.001	0.02	0.62	2.9	0.3	1.7	9.0	<0.01	0.03	4.9
ZZ46783		0.40	7.6	810	13.3	15.6	<0.001	0.08	0.35	0.4	<0.2	0.6	9.3	<0.01	0.02	<0.2
ZZ46784		0.76	15.0	690	20.6	40.8	<0.001	0.07	0.88	0.7	<0.2	1.3	12.0	<0.01	0.05	<0.2
ZZ46785		0.45	11.5	800	9.9	18.5	<0.001	0.08	0.38	0.5	0.3	0.6	18.9	<0.01	0.03	<0.2
ZZ46786		0.95	14.4	600	14.5	22.4	<0.001	0.03	0.48	1.6	0.3	0.9	9.7	<0.01	0.01	0.7
ZZ46787		0.71	13.1	810	20.1	20.6	<0.001	0.05	0.56	1.2	0.5	0.8	21.6	<0.01	0.03	0.3
ZZ46788		1.14	18.2	750	18.6	27.8	<0.001	0.03	0.69	2.1	0.5	0.9	16.2	<0.01	0.01	1.5
ZZ31349		2.15	8.3	660	11.8	59.9	0.001	0.05	0.47	2.3	0.4	2.0	13.1	<0.01	0.02	1.1
ZZ31350		2.01	10.3	660	11.6	58.9	<0.001	0.05	0.54	2.4	<0.2	2.1	14.7	<0.01	0.03	1.2
ZZ31351		1.62	12.5	880	14.3	46.0	0.001	0.03	0.58	2.6	0.2	1.7	14.1	<0.01	0.01	2.4
ZZ31352		1.70	7.3	910	11.2	54.5	<0.001	0.04	0.54	1.7	0.3	1.8	8.8	<0.01	0.02	1.4
ZZ31353		1.50	13.9	690	19.1	52.3	<0.001	0.07	0.74	1.9	0.2	1.8	16.6	<0.01	0.01	0.8
ZZ31354		1.11	15.6	900	19.6	39.0	<0.001	0.06	1.08	2.2	0.2	1.4	25.5	<0.01	0.02	1.1
ZZ31355		1.41	15.3	890	23.5	57.5	<0.001	0.07	0.73	2.2	0.8	1.8	24.1	<0.01	0.04	0.7
ZZ31356		2.20	21.7	570	19.4	49.4	<0.001	0.03	0.64	3.9	0.2	1.7	20.7	<0.01	0.01	3.6
ZZ31357		1.64	18.1	730	19.5	40.5	<0.001	0.06	0.51	2.9	0.5	1.6	21.7	<0.01	0.02	1.3
ZZ31358		1.90	18.6	800	18.8	53.5	0.001	0.07	0.62	2.8	0.2	1.9	19.2	<0.01	0.03	1.1
ZZ31359		2.23	19.6	740	18.5	52.8	<0.001	0.05	0.51	4.0	0.3	2.0	28.9	<0.01	0.01	2.2
ZZ31360		2.21	21.2	650	20.8	51.4	<0.001	0.04	0.52	4.6	0.7	2.2	18.7	<0.01	<0.01	2.6
ZZ31361		1.75	22.7	570	17.6	35.8	<0.001	0.02	0.61	4.6	0.5	1.5	23.8	<0.01	0.03	4.6
ZZ31362		1.88	22.1	580	19.4	34.7	<0.001	0.04	0.78	3.0	0.5	1.5	16.0	<0.01	0.04	2.1
ZZ31363		1.93	18.3	770	18.0	58.3	<0.001	0.02	0.74	4.4	0.6	2.2	21.2	<0.01	0.01	6.7
ZZ31364		2.52	18.2	780	16.5	54.3	<0.001	0.02	0.76	4.0	<0.2	1.9	16.0	<0.01	0.02	7.6
ZZ31365		1.67	22.4	590	18.7	33.8	<0.001	0.03	0.77	3.3	0.6	1.6	18.2	<0.01	0.02	2.3
ZZ31366		1.07	13.5	650	18.0	29.8	<0.001	0.05	1.13	1.6	0.7	1.1	17.6	<0.01	0.02	0.8
ZZ31367		1.39	22.2	740	25.6	41.9	<0.001	0.06	1.04	2.5	0.3	1.6	16.8	<0.01	0.02	1.1
ZZ31368		1.33	14.6	650	16.0	38.9	0.001	0.05	0.62	2.0	0.5	1.3	16.1	<0.01	0.04	0.7
ZZ31369		1.57	18.5	820	20.0	45.4	0.001	0.04	0.73	3.1	0.6	1.7	23.4	<0.01	0.03	2.4
ZZ31370		1.01	13.5	770	25.7	24.4	<0.001	0.05	0.62	1.6	0.5	1.3	27.1	<0.01	0.06	0.8

***** See Appendix Page for comments regarding this certificate *****

ALS Canada Ltd.
2103 Dollarton Hwy
North Vancouver BC V7H 0A7
Phone: 604 984 0221 Fax: 604 984 0218 www.alsglobal.com

To: **SILVER RANGE RESOURCES LTD.**
C/O ARCHER, CATHRO & ASSOCIATES (1981) LIMITED
1016-510 W HASTINGS ST
VANCOUVER BC V6B 1L8

Finalized Date: 16-SEP-2012
Account: RANSIL

Project: KEG (VAT)

CERTIFICATE OF ANALYSIS WH12202869

Sample Description	Method	ME-MS41	ME-MS41	ME-MS41	ME-MS41	ME-MS41	ME-MS41	ME-MS41	ME-MS41	Ag-OG46
	Analyte	Ti	Tl	U	V	W	Y	Zn	Zr	Ag
	Units	%	ppm	ppm	ppm	ppm	ppm	ppm	ppm	ppm
	LOR	0.005	0.02	0.05	1	0.05	0.05	2	0.5	1
ZZ46771		0.172	0.45	5.95	51	1.53	10.35	90	1.0	
ZZ46772		0.040	0.29	4.30	45	0.77	4.80	77	<0.5	
ZZ46773		0.065	0.30	4.72	48	1.85	4.43	94	<0.5	
ZZ46774		0.060	0.32	3.30	45	0.73	4.39	67	<0.5	
ZZ46775		0.038	0.22	2.12	34	1.03	5.44	62	<0.5	
ZZ46776		0.079	0.26	2.98	36	0.77	7.07	87	0.5	
ZZ46777		0.066	0.19	3.29	55	0.48	3.64	56	<0.5	
ZZ46778		0.057	0.33	4.71	40	1.24	6.27	88	<0.5	
ZZ46779		0.072	0.30	3.02	43	0.75	6.35	92	<0.5	
ZZ46780		0.083	0.34	2.67	44	0.70	5.85	81	0.5	
ZZ46781		0.081	0.27	2.39	37	0.57	6.34	73	0.7	
ZZ46782		0.068	0.31	2.23	45	0.83	4.17	70	<0.5	
ZZ46783		0.029	0.19	4.02	33	0.64	3.27	35	<0.5	
ZZ46784		0.039	0.26	3.91	56	0.68	3.92	84	<0.5	
ZZ46785		0.027	0.16	3.19	28	0.30	4.57	41	<0.5	
ZZ46786		0.049	0.23	3.20	35	0.55	5.08	60	<0.5	
ZZ46787		0.037	0.19	3.88	35	0.36	5.97	62	<0.5	
ZZ46788		0.057	0.20	3.50	40	0.81	6.28	73	<0.5	
ZZ31349		0.070	0.47	5.08	29	0.45	6.10	57	<0.5	
ZZ31350		0.078	0.42	4.40	34	0.33	6.80	58	<0.5	
ZZ31351		0.069	0.36	7.44	31	0.27	9.35	65	<0.5	
ZZ31352		0.059	0.36	3.22	22	0.18	10.05	44	<0.5	
ZZ31353		0.061	0.37	5.17	38	0.34	5.02	66	<0.5	
ZZ31354		0.051	0.34	7.42	48	0.56	7.63	83	<0.5	
ZZ31355		0.046	0.41	10.35	44	0.69	6.72	88	<0.5	
ZZ31356		0.090	0.36	4.47	45	0.62	7.62	81	0.6	
ZZ31357		0.063	0.36	8.18	47	1.53	6.58	74	0.6	
ZZ31358		0.072	0.37	6.26	49	1.56	7.43	78	0.6	
ZZ31359		0.090	0.45	6.74	48	1.32	8.92	88	0.7	
ZZ31360		0.088	0.47	10.20	53	1.05	9.44	88	0.5	
ZZ31361		0.092	0.37	5.55	50	0.47	8.53	75	0.6	
ZZ31362		0.075	0.34	5.03	47	0.47	6.06	79	0.5	
ZZ31363		0.102	0.46	9.13	43	0.38	9.73	82	0.9	
ZZ31364		0.101	0.43	6.59	40	3.08	8.79	81	1.3	
ZZ31365		0.084	0.32	6.45	48	0.40	6.44	77	0.5	
ZZ31366		0.040	0.29	9.35	35	0.30	6.85	63	<0.5	
ZZ31367		0.053	0.38	8.84	51	0.46	8.58	96	<0.5	
ZZ31368		0.060	0.28	7.15	40	0.35	6.66	69	<0.5	
ZZ31369		0.070	0.35	6.93	48	0.74	6.28	105	0.5	
ZZ31370		0.028	0.27	8.53	34	0.49	7.04	86	<0.5	

***** See Appendix Page for comments regarding this certificate *****

ALS Canada Ltd.
2103 Dollarton Hwy
North Vancouver BC V7H 0A7
Phone: 604 984 0221 Fax: 604 984 0218 www.alsglobal.com

To: **SILVER RANGE RESOURCES LTD.**
C/O ARCHER, CATHRO & ASSOCIATES (1981) LIMITED
1016-510 W HASTINGS ST
VANCOUVER BC V6B 1L8

Finalized Date: 16-SEP-2012
Account: RANSIL

Project: KEG (VAT)

CERTIFICATE OF ANALYSIS WH12202869

Sample Description	Method	WEI-21	Au-ICP21	ME-MS41	ME-MS41	ME-MS41	ME-MS41	ME-MS41	ME-MS41	ME-MS41	ME-MS41	ME-MS41	ME-MS41	ME-MS41	ME-MS41	ME-MS41
	Analyte	Recvd Wt.	Au	Ag	Al	As	Au	B	Ba	Be	Bi	Ca	Cd	Ce	Co	Cr
	Units	kg	ppm	ppm	%	ppm	ppm	ppm	ppm	ppm	ppm	%	ppm	ppm	ppm	ppm
	LOR	0.02	0.001	0.01	0.01	0.1	0.2	10	10	0.05	0.01	0.01	0.01	0.02	0.1	1
ZZ31371		0.33	0.002	0.14	2.00	9.9	<0.2	<10	150	1.68	0.72	0.17	0.38	47.9	10.9	33
ZZ31372		0.32	0.001	0.25	1.53	15.4	<0.2	<10	90	3.14	1.65	0.24	0.09	45.9	5.6	8
ZZ31373		0.22	0.001	0.06	0.63	2.1	<0.2	<10	40	0.46	0.30	0.17	0.07	11.35	2.2	3
ZZ31374		0.28	0.002	0.19	1.70	11.3	<0.2	<10	90	2.42	1.47	0.13	0.20	51.2	6.7	18
ZZ31375		0.35	0.001	0.19	1.37	6.2	<0.2	<10	90	2.07	0.98	0.25	0.13	44.2	5.9	14
ZZ31376		0.29	0.001	0.12	1.17	1.4	<0.2	<10	40	1.91	1.08	0.41	0.12	50.7	4.4	4
ZZ31377		0.30	<0.001	0.15	1.01	3.3	<0.2	<10	40	2.41	0.99	0.39	0.25	56.5	5.1	4
ZZ31378		0.29	0.001	0.18	1.15	4.1	<0.2	<10	50	2.57	1.42	0.32	0.17	48.8	4.4	5
ZZ31379		0.25	0.001	0.17	0.99	1.9	<0.2	<10	30	1.74	0.94	0.29	0.29	52.8	5.5	4
ZZ31380		0.33	<0.001	0.26	1.08	14.9	<0.2	<10	30	2.90	1.35	0.43	0.22	55.3	4.7	4
ZZ31381		0.24	0.001	0.30	1.07	2.8	<0.2	<10	30	2.36	1.70	0.37	0.25	49.6	3.9	4
ZZ31382		0.25	<0.001	0.19	1.41	3.2	<0.2	<10	50	3.13	1.00	0.59	0.14	45.1	2.8	3
ZZ31383		0.34	0.001	0.29	1.63	2.9	<0.2	<10	60	2.69	1.77	0.41	0.15	59.0	4.0	6
ZZ31384		0.20	<0.001	0.11	1.20	1.6	<0.2	<10	50	1.80	0.82	0.25	0.10	32.2	2.8	5
ZZ31385		0.27	0.001	0.31	1.26	5.1	<0.2	<10	50	2.15	1.42	0.35	0.22	49.4	4.0	5
ZZ31386		0.25	0.002	0.43	1.63	5.4	<0.2	<10	60	2.65	1.82	0.44	0.13	60.9	4.3	8
ZZ31387		0.34	0.001	0.21	1.14	8.8	<0.2	<10	60	3.96	0.97	0.38	0.17	71.4	6.8	8
ZZ31388		0.32	0.002	0.23	1.82	5.0	<0.2	<10	100	2.45	1.13	0.29	0.20	64.8	8.5	19
ZZ31389		0.37	0.002	0.18	2.29	3.3	<0.2	<10	120	3.77	0.93	0.54	0.13	52.6	17.4	26
ZZ31390		0.32	0.001	0.14	1.67	4.6	<0.2	<10	90	1.74	1.14	0.21	0.24	42.3	6.9	17
ZZ31391		0.25	0.001	0.35	1.90	9.5	<0.2	<10	140	2.64	1.69	0.35	0.12	42.6	6.4	14
ZZ31392		0.19	0.001	0.21	1.11	3.6	<0.2	<10	100	1.35	1.21	0.18	0.15	32.0	4.5	12
ZZ31393		0.20	0.001	0.13	1.57	2.5	<0.2	<10	70	2.43	1.20	0.28	0.10	51.9	6.1	15
ZZ31394		0.34	0.001	0.12	1.47	2.3	<0.2	<10	70	3.73	1.44	0.43	0.12	38.5	4.0	7
ZZ31395		0.31	0.001	0.12	0.88	2.6	<0.2	<10	40	3.44	1.38	0.40	0.16	47.2	4.4	5
ZZ31396		0.22	0.002	0.22	0.78	7.6	<0.2	<10	30	2.75	1.51	0.33	0.15	56.8	6.3	7
ZZ31397		0.41	0.002	0.21	0.55	3.9	<0.2	<10	20	2.72	3.83	0.31	0.21	66.0	4.9	5
ZZ31398		0.32	0.001	0.13	1.12	2.1	<0.2	<10	30	2.92	1.36	0.52	0.20	65.7	5.8	6
ZZ31399		0.22	0.001	0.11	0.53	3.1	<0.2	<10	30	2.16	1.44	0.20	0.18	67.2	4.8	4
ZZ31400		0.20	0.001	0.10	1.15	2.2	<0.2	<10	40	1.42	1.47	0.12	0.14	45.9	5.1	10

***** See Appendix Page for comments regarding this certificate *****

ALS Canada Ltd.
2103 Dollarton Hwy
North Vancouver BC V7H 0A7
Phone: 604 984 0221 Fax: 604 984 0218 www.alsglobal.com

To: **SILVER RANGE RESOURCES LTD.**
C/ O ARCHER, CATHRO & ASSOCIATES (1981) LIMITED
1016- 510 W HASTINGS ST
VANCOUVER BC V6B 1L8

Finalized Date: 16- SEP- 2012
Account: RANSIL

Project: KEG (VAT)

CERTIFICATE OF ANALYSIS WH12202869

Sample Description	Method	ME- MS41	ME- MS41	ME- MS41	ME- MS41	ME- MS41	ME- MS41	ME- MS41	ME- MS41	ME- MS41	ME- MS41	ME- MS41	ME- MS41	ME- MS41	ME- MS41	ME- MS41
	Analyte	Cs	Cu	Fe	Ga	Ge	Hf	Hg	In	K	La	Li	Mg	Mn	Mo	Na
	Units	ppm	ppm	%	ppm	ppm	ppm	ppm	ppm	%	ppm	ppm	%	ppm	ppm	%
	LOR	0.05	0.2	0.01	0.05	0.05	0.02	0.01	0.005	0.01	0.2	0.1	0.01	5	0.05	0.01
ZZ31371		4.67	21.6	2.95	7.53	0.07	<0.02	0.03	0.030	0.18	24.2	37.0	0.55	431	1.15	<0.01
ZZ31372		7.58	14.5	2.69	5.68	0.06	0.02	0.03	0.037	0.07	24.9	30.8	0.31	510	0.71	<0.01
ZZ31373		1.73	12.0	0.83	2.43	<0.05	<0.02	0.01	0.008	0.04	5.7	5.7	0.08	118	0.30	0.02
ZZ31374		5.53	17.8	2.65	7.43	0.06	<0.02	0.04	0.033	0.20	23.7	45.3	0.41	434	0.76	0.01
ZZ31375		4.76	13.0	2.22	5.28	0.07	<0.02	0.02	0.026	0.18	23.2	31.8	0.34	382	0.64	0.01
ZZ31376		4.64	7.6	1.95	5.32	0.07	0.03	0.02	0.019	0.17	24.8	39.3	0.36	522	0.38	<0.01
ZZ31377		4.90	8.1	2.15	4.80	0.07	0.07	0.01	0.025	0.18	27.1	28.8	0.28	569	0.40	<0.01
ZZ31378		4.87	8.7	2.15	5.22	0.07	0.02	0.02	0.026	0.13	24.7	30.6	0.28	451	0.40	<0.01
ZZ31379		3.33	11.2	2.09	4.97	0.08	0.03	0.02	0.025	0.18	24.3	31.3	0.32	548	0.43	<0.01
ZZ31380		4.76	9.6	1.91	5.17	0.07	0.04	0.01	0.028	0.20	26.5	34.3	0.26	595	0.36	<0.01
ZZ31381		4.06	7.8	1.91	4.96	0.06	<0.02	0.03	0.029	0.14	24.6	23.6	0.23	523	0.43	<0.01
ZZ31382		5.71	3.6	1.74	6.18	0.08	0.02	0.02	0.023	0.27	21.0	42.8	0.33	498	0.26	<0.01
ZZ31383		6.52	7.5	2.39	7.30	0.06	<0.02	0.05	0.033	0.13	24.5	43.4	0.34	507	0.64	<0.01
ZZ31384		3.27	7.6	1.40	5.03	<0.05	<0.02	0.02	0.018	0.11	15.7	28.8	0.23	282	0.34	0.02
ZZ31385		5.20	5.6	1.95	6.03	0.07	0.02	0.03	0.029	0.17	23.5	38.5	0.31	551	0.43	<0.01
ZZ31386		6.18	9.4	2.58	7.16	0.09	0.02	0.02	0.052	0.14	35.6	38.6	0.39	443	0.63	<0.01
ZZ31387		10.65	7.5	3.11	4.90	0.09	<0.02	0.02	0.027	0.15	34.5	33.3	0.25	814	0.55	<0.01
ZZ31388		8.38	18.2	2.87	8.70	0.07	<0.02	0.03	0.043	0.24	29.7	50.3	0.46	528	0.98	<0.01
ZZ31389		7.63	33.3	4.00	10.65	0.10	0.03	0.02	0.040	0.63	26.3	64.5	0.55	846	0.53	0.01
ZZ31390		4.50	10.6	2.22	7.49	0.07	<0.02	0.02	0.028	0.23	21.0	47.0	0.41	388	0.76	<0.01
ZZ31391		3.62	24.5	2.53	7.50	0.06	0.02	0.04	0.035	0.12	20.9	37.3	0.43	389	1.06	<0.01
ZZ31392		3.32	17.3	1.98	5.70	<0.05	<0.02	0.04	0.025	0.13	16.1	24.1	0.25	281	0.79	<0.01
ZZ31393		5.22	17.4	2.43	7.46	0.08	<0.02	0.04	0.030	0.25	26.8	47.6	0.42	381	0.95	0.01
ZZ31394		5.91	6.3	2.34	6.72	0.07	<0.02	0.02	0.026	0.26	18.1	42.0	0.34	542	0.44	<0.01
ZZ31395		9.44	7.2	2.49	3.87	0.08	<0.02	0.02	0.031	0.12	23.0	25.4	0.17	514	0.41	<0.01
ZZ31396		5.91	11.7	2.37	3.55	0.08	0.02	0.02	0.028	0.13	27.9	21.9	0.18	684	0.66	<0.01
ZZ31397		5.40	14.5	1.98	2.81	0.09	0.09	0.01	0.026	0.11	32.0	17.9	0.15	533	0.43	<0.01
ZZ31398		5.03	10.6	1.97	5.43	0.07	0.05	0.01	0.030	0.14	30.4	29.7	0.34	530	0.21	<0.01
ZZ31399		4.04	10.8	1.77	2.90	0.08	<0.02	0.03	0.022	0.09	31.3	13.4	0.13	455	0.32	<0.01
ZZ31400		4.32	11.8	1.94	6.01	0.06	<0.02	0.04	0.031	0.13	21.7	25.3	0.27	401	0.51	0.01

***** See Appendix Page for comments regarding this certificate *****

ALS Canada Ltd.
2103 Dollarton Hwy
North Vancouver BC V7H 0A7
Phone: 604 984 0221 Fax: 604 984 0218 www.alsglobal.com

To: **SILVER RANGE RESOURCES LTD.**
C/O ARCHER, CATHRO & ASSOCIATES (1981) LIMITED
1016-510 W HASTINGS ST
VANCOUVER BC V6B 1L8

Finalized Date: 16-SEP-2012
Account: RANSIL

Project: KEG (VAT)

CERTIFICATE OF ANALYSIS WH12202869

Sample Description	Method	ME-MS41	ME-MS41	ME-MS41	ME-MS41	ME-MS41	ME-MS41	ME-MS41	ME-MS41	ME-MS41	ME-MS41	ME-MS41	ME-MS41	ME-MS41	ME-MS41	ME-MS41
	Analyte	Nb	Ni	P	Pb	Rb	Re	S	Sb	Sc	Se	Sn	Sr	Ta	Te	Th
	Units	ppm	ppm	ppm	ppm	ppm	ppm	%	ppm	ppm	ppm	ppm	ppm	ppm	ppm	ppm
	LOR	0.05	0.2	10	0.2	0.1	0.001	0.01	0.05	0.1	0.2	0.2	0.2	0.01	0.01	0.2
ZZ31371		1.46	26.0	840	22.0	31.6	<0.001	0.03	0.73	3.2	0.7	1.4	15.5	<0.01	0.03	1.9
ZZ31372		0.69	6.2	650	49.0	23.3	<0.001	0.03	4.44	2.2	1.2	1.3	40.9	<0.01	0.03	3.1
ZZ31373		0.25	2.6	720	7.9	9.7	<0.001	0.03	0.72	0.2	0.4	0.4	17.5	<0.01	0.01	<0.2
ZZ31374		1.55	13.2	670	44.2	42.9	<0.001	0.03	2.35	2.4	0.2	1.8	18.2	<0.01	0.03	3.5
ZZ31375		1.23	11.2	740	26.7	34.2	0.001	0.02	1.76	2.4	0.5	1.3	22.5	<0.01	0.02	4.8
ZZ31376		0.78	4.0	800	27.6	27.1	0.001	0.01	1.13	2.4	0.8	1.3	48.6	<0.01	0.02	8.2
ZZ31377		0.55	5.4	790	48.0	28.2	<0.001	0.01	3.06	2.3	0.7	1.1	42.0	<0.01	0.02	10.1
ZZ31378		0.85	5.0	600	46.7	25.2	<0.001	0.01	2.39	2.2	0.3	1.2	37.8	<0.01	<0.01	6.0
ZZ31379		1.06	5.1	850	53.5	27.7	0.001	0.01	0.94	2.5	0.5	1.0	30.0	<0.01	0.02	7.6
ZZ31380		0.97	5.5	780	48.9	33.5	<0.001	0.02	1.55	1.8	0.6	1.4	50.9	<0.01	<0.01	9.6
ZZ31381		1.13	4.3	860	58.0	28.1	0.001	0.03	1.21	1.4	0.8	1.2	51.7	<0.01	0.01	3.9
ZZ31382		1.47	2.7	790	31.9	48.9	<0.001	0.01	0.62	2.0	0.4	1.6	103.5	<0.01	0.02	6.9
ZZ31383		1.25	5.3	820	36.6	38.2	<0.001	0.04	0.79	2.3	0.3	1.5	46.2	<0.01	0.03	2.8
ZZ31384		0.98	3.4	680	16.9	21.6	0.001	0.03	0.31	1.2	0.8	1.1	48.7	<0.01	0.01	1.0
ZZ31385		1.13	4.6	600	40.2	33.7	<0.001	0.02	0.88	2.5	0.6	1.1	64.7	<0.01	0.01	6.6
ZZ31386		1.17	6.2	710	49.1	36.4	<0.001	0.03	1.72	3.1	0.8	1.4	37.9	<0.01	0.03	5.3
ZZ31387		0.56	6.9	1080	52.4	39.5	<0.001	0.03	4.02	2.5	0.6	1.7	27.0	<0.01	0.01	6.1
ZZ31388		1.70	15.1	850	37.9	53.7	<0.001	0.04	0.71	3.4	1.0	1.9	32.1	<0.01	0.04	3.2
ZZ31389		1.27	27.3	750	31.3	73.5	<0.001	0.02	0.41	7.5	0.9	1.8	42.4	<0.01	0.02	6.4
ZZ31390		1.45	13.4	810	31.4	43.1	0.001	0.03	1.29	2.2	0.3	1.6	18.2	<0.01	0.03	2.7
ZZ31391		0.99	11.2	790	34.8	25.1	<0.001	0.05	1.59	2.4	0.3	1.3	38.3	<0.01	0.01	1.9
ZZ31392		0.78	9.4	770	29.8	29.4	<0.001	0.05	0.74	1.1	0.4	1.1	24.1	<0.01	0.02	1.1
ZZ31393		1.09	11.5	690	28.9	41.1	0.001	0.05	1.72	2.3	0.5	1.7	37.3	<0.01	0.02	3.3
ZZ31394		1.57	6.5	720	29.1	45.0	<0.001	0.02	0.63	2.3	0.8	1.6	73.6	<0.01	0.02	3.4
ZZ31395		0.73	5.1	850	38.2	22.3	<0.001	0.02	1.00	2.0	0.7	1.1	34.5	<0.01	0.02	3.2
ZZ31396		0.72	8.4	860	37.6	22.0	0.001	0.04	3.96	2.9	0.5	1.0	26.8	<0.01	0.01	7.7
ZZ31397		0.35	7.4	790	40.7	17.7	<0.001	0.03	7.21	1.6	0.5	0.7	19.0	<0.01	0.01	13.6
ZZ31398		0.34	6.8	750	47.7	21.6	<0.001	0.01	2.97	2.3	0.4	1.0	50.2	<0.01	<0.01	11.9
ZZ31399		0.49	6.1	800	44.6	14.9	0.001	0.01	1.41	1.4	0.4	0.7	8.9	<0.01	0.01	8.0
ZZ31400		0.65	8.0	760	37.0	24.7	<0.001	0.04	0.44	1.4	0.8	0.9	12.4	<0.01	0.01	1.3

***** See Appendix Page for comments regarding this certificate *****

ALS Canada Ltd.
2103 Dollarton Hwy
North Vancouver BC V7H 0A7
Phone: 604 984 0221 Fax: 604 984 0218 www.alsglobal.com

To: **SILVER RANGE RESOURCES LTD.**
C/O ARCHER, CATHRO & ASSOCIATES (1981) LIMITED
1016-510 W HASTINGS ST
VANCOUVER BC V6B 1L8

Finalized Date: 16-SEP-2012
Account: RANSIL

Project: KEG (VAT)

CERTIFICATE OF ANALYSIS WH12202869

Sample Description	Method	ME-MS41	ME-MS41	ME-MS41	ME-MS41	ME-MS41	ME-MS41	ME-MS41	ME-MS41	Ag-OG46
	Analyte	Ti	Tl	U	V	W	Y	Zn	Zr	Ag
	Units	%	ppm	ppm	ppm	ppm	ppm	ppm	ppm	ppm
	LOR	0.005	0.02	0.05	1	0.05	0.05	2	0.5	1
ZZ31371		0.071	0.33	4.67	47	1.03	7.45	91	<0.5	
ZZ31372		0.010	0.41	10.05	21	0.17	10.30	103	0.6	
ZZ31373		0.018	0.08	0.98	17	0.32	1.81	26	<0.5	
ZZ31374		0.057	0.35	7.69	32	0.62	6.30	111	0.5	
ZZ31375		0.045	0.30	6.25	26	0.24	7.51	78	<0.5	
ZZ31376		0.031	0.26	5.79	18	0.09	9.73	77	1.3	
ZZ31377		0.030	0.29	10.40	14	0.35	10.75	105	4.1	
ZZ31378		0.028	0.26	11.05	15	0.11	8.99	105	0.8	
ZZ31379		0.033	0.24	5.66	19	0.11	10.15	107	1.1	
ZZ31380		0.030	0.36	10.75	10	0.10	9.78	103	1.9	
ZZ31381		0.027	0.28	9.89	10	0.09	8.34	103	<0.5	
ZZ31382		0.043	0.36	14.25	10	0.09	9.41	92	0.9	
ZZ31383		0.025	0.27	10.80	20	0.14	8.87	110	0.5	
ZZ31384		0.030	0.20	5.86	17	0.11	5.94	59	<0.5	
ZZ31385		0.029	0.27	11.00	15	0.08	9.39	100	0.9	
ZZ31386		0.026	0.27	12.35	21	0.10	12.15	132	0.8	
ZZ31387		0.023	0.27	34.6	18	0.10	12.25	135	<0.5	
ZZ31388		0.068	0.41	12.80	35	0.22	8.98	123	<0.5	
ZZ31389		0.103	0.57	5.52	42	0.12	12.85	102	1.5	
ZZ31390		0.063	0.35	3.36	31	0.38	5.92	97	<0.5	
ZZ31391		0.027	0.28	9.90	34	0.26	8.55	97	0.6	
ZZ31392		0.035	0.27	4.40	24	0.39	4.64	89	<0.5	
ZZ31393		0.049	0.40	6.82	33	0.50	6.50	98	0.5	
ZZ31394		0.048	0.41	9.37	15	0.20	7.34	120	<0.5	
ZZ31395		0.018	0.29	11.10	11	0.13	8.90	112	<0.5	
ZZ31396		0.018	0.54	10.85	14	0.32	11.75	105	0.9	
ZZ31397		0.011	0.37	10.70	7	0.65	10.85	102	6.0	
ZZ31398		0.019	0.28	7.73	14	0.17	10.65	96	3.1	
ZZ31399		0.015	0.20	10.20	10	0.80	9.77	87	<0.5	
ZZ31400		0.032	0.21	5.58	23	0.45	7.45	85	<0.5	

***** See Appendix Page for comments regarding this certificate *****

ALS Canada Ltd.
2103 Dollarton Hwy
North Vancouver BC V7H 0A7
Phone: 604 984 0221 Fax: 604 984 0218 www.alsglobal.com

To: **SILVER RANGE RESOURCES LTD.**
C/O ARCHER, CATHRO & ASSOCIATES (1981) LIMITED
1016-510 W HASTINGS ST
VANCOUVER BC V6B 1L8

Finalized Date: 16-SEP-2012
Account: RANSIL

Project: KEG (VAT)

CERTIFICATE OF ANALYSIS WH12202869

Method	CERTIFICATE COMMENTS
ME-MS41	Gold determinations by this method are semi-quantitative due to the small sample weight used (0.5g).

ALS Canada Ltd.

2103 Dollarton Hwy
North Vancouver BC V7H 0A7
Phone: 604 984 0221 Fax: 604 984 0218 www.alsglobal.com

To: **SILVER RANGE RESOURCES LTD.**
C/O ARCHER, CATHRO & ASSOCIATES (1981) LIMITED
1016-510 W HASTINGS ST
VANCOUVER BC V6B 1L8

Finalized Date: 21-SEP-2012
Account: RANSIL

CERTIFICATE WH12202880

Project: KEG (VAT)

P.O. No.:

This report is for 250 Soil samples submitted to our lab in Whitehorse, YT, Canada on 28-AUG-2012.

The following have access to data associated with this certificate:

MATT DUMALA	JOAN MARIACHER	HEATHER SMITH

SAMPLE PREPARATION

ALS CODE	DESCRIPTION
WEI-21	Received Sample Weight
LOG-22	Sample login - Rcd w/o BarCode
SCR-41	Screen to -180um and save both

ANALYTICAL PROCEDURES

ALS CODE	DESCRIPTION	INSTRUMENT
Au-ICP21	Au 30g FA ICP-AES Finish	ICP-AES
ME-MS41	51 anal. aqua regia ICPMS	

To: **SILVER RANGE RESOURCES LTD.**
ATTN: JOAN MARIACHER
C/O ARCHER, CATHRO & ASSOCIATES (1981) LIMITED
1016-510 W HASTINGS ST
VANCOUVER BC V6B 1L8

This is the Final Report and supersedes any preliminary report with this certificate number. Results apply to samples as submitted. All pages of this report have been checked and approved for release.

***** See Appendix Page for comments regarding this certificate *****

Signature:

Colin Ramshaw, Vancouver Laboratory Manager

ALS Canada Ltd.
2103 Dollarton Hwy
North Vancouver BC V7H 0A7
Phone: 604 984 0221 Fax: 604 984 0218 www.alsglobal.com

To: **SILVER RANGE RESOURCES LTD.**
C/O ARCHER, CATHRO & ASSOCIATES (1981) LIMITED
1016-510 W HASTINGS ST
VANCOUVER BC V6B 1L8

Finalized Date: 21-SEP-2012
Account: RANSIL

Project: KEG (VAT)

CERTIFICATE OF ANALYSIS WH12202880

Sample Description	Method	WEI-21	Au-ICP21	ME-MS41	ME-MS41	ME-MS41	ME-MS41	ME-MS41	ME-MS41	ME-MS41	ME-MS41	ME-MS41	ME-MS41	ME-MS41	ME-MS41	ME-MS41
	Analyte	Recvd Wt.	Au	Ag	Al	As	Au	B	Ba	Be	Bi	Ca	Cd	Ce	Co	Cr
	Units	kg	ppm	ppm	%	ppm	ppm	ppm	ppm	ppm	ppm	%	ppm	ppm	ppm	ppm
	LOR	0.02	0.001	0.01	0.01	0.1	0.2	10	10	0.05	0.01	0.01	0.01	0.02	0.1	1
ZZ45001		0.21	<0.001	0.15	2.01	4.6	<0.2	<10	90	1.46	1.44	0.24	0.10	43.3	8.2	19
ZZ45002		0.30	<0.001	0.18	1.96	2.0	<0.2	<10	60	1.49	1.85	0.39	0.05	44.5	6.6	11
ZZ45003		0.28	0.001	0.17	2.08	4.7	<0.2	<10	150	2.84	1.08	0.27	0.16	44.9	7.1	20
ZZ45004		0.29	0.002	0.16	3.04	12.5	<0.2	<10	300	2.38	1.88	0.23	0.24	40.8	15.7	35
ZZ45005		0.26	0.001	0.14	1.67	5.1	<0.2	<10	160	1.35	0.93	0.27	0.16	41.5	7.6	22
ZZ45006		0.26	0.001	0.10	2.54	4.2	<0.2	<10	110	2.06	1.48	0.18	0.08	37.2	8.9	16
ZZ45007		0.21	0.002	0.21	1.34	6.2	<0.2	<10	100	0.82	0.69	0.11	0.15	29.4	4.7	21
ZZ45008		0.25	0.003	0.21	2.89	12.4	<0.2	<10	320	2.88	1.82	0.24	0.28	45.3	12.2	36
ZZ45009		0.29	0.002	0.19	2.32	12.8	<0.2	<10	200	2.01	1.30	0.15	0.21	37.8	10.7	32
ZZ45010		0.41	0.003	0.07	1.99	4.3	<0.2	<10	120	1.79	0.93	0.26	0.11	59.1	7.2	21
ZZ45011		0.37	0.001	0.09	1.90	3.8	<0.2	<10	110	1.77	1.08	0.17	0.09	36.5	7.0	20
ZZ45012		0.28	0.002	0.12	2.00	5.2	<0.2	<10	120	1.94	1.20	0.25	0.10	44.5	7.3	23
ZZ45013		0.29	0.001	0.12	1.07	3.8	<0.2	<10	90	0.93	0.66	0.10	0.09	19.40	3.6	12
ZZ45014		0.31	0.002	0.07	1.48	6.7	<0.2	<10	120	1.25	0.85	0.24	0.20	46.1	8.3	20
ZZ45015		0.34	0.001	0.10	1.92	3.6	<0.2	<10	100	1.70	1.06	0.24	0.09	40.9	5.4	19
ZZ45016		0.38	0.002	0.12	1.99	5.3	<0.2	<10	150	1.66	0.97	0.25	0.13	41.4	6.6	21
ZZ45017		0.23	0.001	0.07	1.98	9.9	<0.2	<10	170	1.59	1.17	0.19	0.22	42.4	8.3	26
ZZ45018		0.24	0.001	0.07	1.84	6.1	<0.2	<10	80	1.22	1.03	0.15	0.27	46.6	8.9	23
ZZ45019		0.22	0.002	0.05	2.06	16.1	<0.2	<10	160	2.01	1.55	0.34	0.14	64.7	9.7	25
ZZ45020		0.21	<0.001	0.13	1.48	3.3	<0.2	<10	130	1.47	0.65	0.23	0.21	34.8	5.1	15
ZZ45021		0.22	0.013	0.05	1.66	5.7	<0.2	<10	120	1.25	0.68	0.22	0.18	32.2	6.2	21
ZZ45022		0.15	0.001	0.15	1.85	3.8	<0.2	<10	150	1.61	0.99	0.33	0.16	40.0	7.2	18
ZZ45023		0.21	0.004	0.05	1.90	5.7	<0.2	<10	140	1.55	0.84	0.21	0.21	39.3	7.6	23
ZZ45024		0.21	0.009	0.03	1.90	5.3	<0.2	<10	80	1.12	0.70	0.12	0.24	38.0	8.0	24
ZZ45025		0.20	0.003	0.07	1.61	5.5	<0.2	<10	160	1.36	0.72	0.37	0.20	52.8	8.8	25
ZZ45026		0.27	0.001	0.17	2.78	7.4	<0.2	<10	170	2.48	1.57	0.22	0.13	33.7	7.8	32
ZZ45027		0.21	0.001	0.07	1.79	7.2	<0.2	<10	80	0.82	0.79	0.10	0.23	33.2	7.2	24
ZZ45028		0.19	0.002	0.25	2.04	6.9	<0.2	<10	180	3.12	1.42	0.26	0.43	43.4	9.1	24
ZZ45029		0.21	0.002	0.05	1.71	6.3	<0.2	<10	110	1.33	0.88	0.13	0.27	42.4	7.0	23
ZZ45030		0.14	0.001	0.10	2.51	11.4	<0.2	<10	200	1.95	1.15	0.12	0.22	43.2	11.1	34
ZZ45031		0.21	0.003	0.14	2.32	5.9	<0.2	<10	140	2.39	1.66	0.19	0.22	50.2	8.4	20
ZZ45032		0.27	0.001	0.11	1.97	5.0	<0.2	<10	120	2.31	1.42	0.25	0.32	53.8	7.7	19
ZZ45033		0.21	0.001	0.05	1.64	1.7	<0.2	<10	70	2.44	1.11	0.35	0.07	55.5	4.0	8
ZZ45034		0.21	<0.001	0.15	0.89	2.2	<0.2	<10	30	2.31	1.47	0.38	0.35	50.9	3.6	5
ZZ45035		0.31	0.001	0.07	1.58	1.4	<0.2	<10	80	1.97	1.00	0.33	0.13	43.5	4.8	12
ZZ45036		0.29	<0.001	0.07	1.67	3.0	<0.2	<10	90	1.74	1.89	0.20	0.21	42.3	6.0	15
ZZ45037		0.12	0.001	0.03	0.82	1.1	<0.2	<10	50	0.25	0.12	0.06	0.19	6.59	1.0	3
ZZ45038		0.14	0.001	0.31	1.68	4.0	<0.2	<10	70	2.56	1.19	0.27	0.14	42.7	4.3	12
ZZ45039		0.32	0.001	0.13	1.59	1.9	<0.2	<10	80	2.32	0.79	0.60	0.21	56.6	5.9	5
ZZ45040		0.24	0.001	0.15	0.78	6.9	<0.2	<10	40	1.40	1.20	0.30	0.08	30.8	2.6	3

***** See Appendix Page for comments regarding this certificate *****

ALS Canada Ltd.
2103 Dollarton Hwy
North Vancouver BC V7H 0A7
Phone: 604 984 0221 Fax: 604 984 0218 www.alsglobal.com

To: **SILVER RANGE RESOURCES LTD.**
C/O ARCHER, CATHRO & ASSOCIATES (1981) LIMITED
1016-510 W HASTINGS ST
VANCOUVER BC V6B 1L8

Finalized Date: 21-SEP-2012
Account: RANSIL

Project: KEG (VAT)

CERTIFICATE OF ANALYSIS WH12202880

Sample Description	Method	ME-MS41	ME-MS41	ME-MS41	ME-MS41	ME-MS41	ME-MS41	ME-MS41	ME-MS41	ME-MS41	ME-MS41	ME-MS41	ME-MS41	ME-MS41	ME-MS41	ME-MS41
	Analyte	Cs	Cu	Fe	Ga	Ge	Hf	Hg	In	K	La	Li	Mg	Mn	Mo	Na
	Units	ppm	ppm	%	ppm	ppm	ppm	ppm	ppm	%	ppm	ppm	%	ppm	ppm	%
	LOR	0.05	0.2	0.01	0.05	0.05	0.02	0.01	0.005	0.01	0.2	0.1	0.01	5	0.05	0.01
ZZ45001		8.84	21.3	2.47	10.00	0.08	0.02	0.02	0.035	0.33	21.0	56.1	0.47	418	0.91	0.01
ZZ45002		5.50	14.6	1.73	8.09	0.06	0.03	0.01	0.024	0.20	23.9	52.4	0.49	569	0.32	<0.01
ZZ45003		9.63	24.4	2.70	9.90	0.09	0.02	0.03	0.041	0.27	23.7	51.1	0.42	456	1.24	0.01
ZZ45004		11.10	34.2	4.45	14.15	0.09	0.02	0.03	0.058	0.34	19.6	68.6	0.69	1230	2.13	0.01
ZZ45005		6.90	18.6	2.62	8.41	0.09	0.02	0.02	0.033	0.34	20.5	56.0	0.50	440	1.01	0.01
ZZ45006		6.38	17.0	2.45	9.35	0.06	0.02	0.01	0.028	0.16	18.6	58.5	0.51	695	0.56	0.01
ZZ45007		4.64	14.6	2.04	8.17	0.06	<0.02	0.04	0.023	0.10	15.0	19.6	0.25	150	1.63	0.01
ZZ45008		10.45	37.0	3.93	11.95	0.09	0.03	0.04	0.053	0.36	22.1	66.2	0.64	684	1.99	0.01
ZZ45009		6.84	27.5	3.40	9.96	0.09	0.02	0.03	0.041	0.22	18.4	51.4	0.58	541	1.85	0.01
ZZ45010		8.94	16.2	2.64	9.86	0.13	0.07	0.01	0.032	0.54	30.9	75.4	0.56	401	0.60	0.01
ZZ45011		8.41	14.6	2.27	9.62	0.12	0.03	0.01	0.030	0.50	17.9	74.1	0.50	379	0.61	0.01
ZZ45012		7.78	13.0	2.50	9.00	0.10	0.03	0.01	0.031	0.37	22.6	72.6	0.56	385	0.76	0.01
ZZ45013		3.57	12.7	1.37	4.70	<0.05	<0.02	0.02	0.015	0.10	9.0	21.2	0.20	180	0.70	0.02
ZZ45014		4.59	15.6	2.15	6.45	0.09	0.03	0.01	0.022	0.19	22.7	50.2	0.43	445	1.02	0.01
ZZ45015		8.60	12.0	2.20	10.45	0.10	0.03	0.01	0.029	0.45	20.8	79.6	0.54	300	0.60	0.01
ZZ45016		6.20	13.7	2.32	8.63	0.08	0.02	0.02	0.027	0.15	20.1	58.3	0.46	384	1.05	0.01
ZZ45017		6.21	19.1	2.78	9.25	0.07	<0.02	0.02	0.032	0.14	19.4	44.3	0.45	540	1.78	0.01
ZZ45018		6.83	17.0	2.70	9.40	0.09	0.02	0.02	0.034	0.30	20.3	58.6	0.48	429	1.04	0.01
ZZ45019		7.70	19.4	3.12	9.04	0.08	0.02	0.02	0.035	0.16	24.8	64.1	0.53	580	1.19	0.01
ZZ45020		3.49	20.8	1.51	5.81	0.06	0.02	0.03	0.022	0.12	16.1	23.6	0.24	577	2.20	0.02
ZZ45021		3.55	17.5	2.38	7.31	<0.05	<0.02	0.02	0.024	0.11	14.2	27.5	0.36	332	1.17	0.01
ZZ45022		6.05	20.3	2.02	7.46	0.07	0.02	0.03	0.025	0.11	16.5	38.2	0.35	539	0.89	0.02
ZZ45023		5.31	19.1	2.39	8.42	0.08	<0.02	0.02	0.028	0.17	18.9	54.0	0.44	404	1.07	0.01
ZZ45024		4.54	14.8	2.47	7.57	0.07	0.02	0.02	0.030	0.15	16.3	58.5	0.48	358	0.85	0.01
ZZ45025		5.21	21.1	2.52	7.08	0.12	0.05	0.02	0.028	0.27	25.4	50.9	0.57	432	0.87	0.01
ZZ45026		7.50	23.1	3.06	11.10	0.07	<0.02	0.04	0.042	0.20	17.4	61.3	0.61	265	1.52	0.01
ZZ45027		3.65	11.7	2.40	6.58	0.05	<0.02	0.02	0.025	0.10	13.0	27.0	0.41	412	1.30	<0.01
ZZ45028		7.03	21.5	2.78	7.15	0.06	<0.02	0.04	0.042	0.12	21.3	35.8	0.42	714	1.56	0.01
ZZ45029		4.59	18.5	2.49	7.04	0.07	<0.02	0.02	0.030	0.13	16.8	34.8	0.41	386	1.16	0.01
ZZ45030		4.85	25.3	3.42	9.13	0.06	<0.02	0.04	0.040	0.11	21.4	39.1	0.61	516	1.61	0.01
ZZ45031		6.14	17.8	2.92	8.69	0.08	0.02	0.03	0.038	0.12	24.3	52.0	0.51	535	1.14	0.01
ZZ45032		5.59	16.9	2.58	8.01	0.10	0.02	0.03	0.034	0.19	25.6	61.6	0.54	528	0.77	0.01
ZZ45033		7.10	6.6	1.89	6.77	0.07	0.02	0.01	0.021	0.21	26.1	62.4	0.41	442	0.31	0.01
ZZ45034		5.08	7.1	1.74	3.45	0.08	0.02	0.02	0.038	0.10	24.0	22.0	0.18	461	0.32	<0.01
ZZ45035		4.71	14.1	2.06	7.48	0.06	<0.02	0.02	0.024	0.18	19.1	46.6	0.37	388	0.55	0.01
ZZ45036		6.30	16.3	2.00	7.18	0.06	<0.02	0.03	0.021	0.22	19.9	60.3	0.39	331	0.59	0.01
ZZ45037		0.87	8.3	0.45	2.78	<0.05	<0.02	0.03	0.006	0.02	3.2	1.4	0.02	29	0.56	0.03
ZZ45038		4.79	19.5	2.06	5.74	0.07	0.02	0.05	0.027	0.09	24.0	23.5	0.29	321	1.07	0.02
ZZ45039		6.94	12.1	2.62	6.55	0.09	0.02	0.02	0.025	0.18	26.6	45.2	0.49	674	0.54	0.01
ZZ45040		3.39	10.5	1.43	3.02	0.05	0.03	0.02	0.020	0.07	14.0	16.0	0.15	290	0.31	0.01

***** See Appendix Page for comments regarding this certificate *****

ALS Canada Ltd.
2103 Dollarton Hwy
North Vancouver BC V7H 0A7
Phone: 604 984 0221 Fax: 604 984 0218 www.alsglobal.com

To: **SILVER RANGE RESOURCES LTD.**
C/O ARCHER, CATHRO & ASSOCIATES (1981) LIMITED
1016-510 W HASTINGS ST
VANCOUVER BC V6B 1L8

Finalized Date: 21-SEP-2012
Account: RANSIL

Project: KEG (VAT)

CERTIFICATE OF ANALYSIS WH12202880

Sample Description	Method	ME-MS41	ME-MS41	ME-MS41	ME-MS41	ME-MS41	ME-MS41	ME-MS41	ME-MS41	ME-MS41	ME-MS41	ME-MS41	ME-MS41	ME-MS41	ME-MS41	ME-MS41
	Analyte	Nb	Ni	P	Pb	Rb	Re	S	Sb	Sc	Se	Sn	Sr	Ta	Te	Th
	Units	ppm	ppm	ppm	ppm	ppm	ppm	%	ppm	ppm	ppm	ppm	ppm	ppm	ppm	ppm
	LOR	0.05	0.2	10	0.2	0.1	0.001	0.01	0.05	0.1	0.2	0.2	0.2	0.01	0.01	0.2
ZZ45001		2.22	15.4	670	19.9	56.4	<0.001	0.03	0.61	3.2	0.5	2.2	17.2	<0.01	0.03	2.0
ZZ45002		1.19	9.3	660	27.2	29.8	<0.001	0.01	0.35	2.7	0.3	1.6	24.3	<0.01	0.02	7.0
ZZ45003		2.21	13.6	1100	56.5	49.5	<0.001	0.09	1.01	2.8	0.7	2.2	27.4	0.01	0.04	0.9
ZZ45004		2.15	27.6	1030	48.1	79.3	<0.001	0.07	1.47	4.4	0.7	2.9	24.0	<0.01	0.05	1.7
ZZ45005		2.47	17.1	910	17.7	62.8	<0.001	0.04	0.83	4.1	0.6	2.3	21.8	<0.01	0.03	3.6
ZZ45006		2.37	12.7	510	24.7	27.5	<0.001	0.02	0.59	4.0	0.4	2.6	59.0	<0.01	0.02	5.0
ZZ45007		1.45	13.2	780	13.9	21.3	<0.001	0.08	0.80	1.3	0.6	1.7	13.7	<0.01	0.04	0.2
ZZ45008		2.47	29.2	1140	31.6	75.7	<0.001	0.08	1.52	4.9	0.8	2.7	24.8	<0.01	0.06	2.3
ZZ45009		1.76	26.0	820	24.5	45.4	<0.001	0.04	1.45	3.4	0.6	2.0	16.7	<0.01	0.04	1.4
ZZ45010		2.09	14.8	920	13.1	88.6	<0.001	<0.01	1.84	5.5	0.6	3.0	12.8	<0.01	0.02	13.0
ZZ45011		3.61	12.9	660	11.7	83.6	<0.001	0.02	1.18	4.8	0.4	3.4	9.4	<0.01	0.02	4.4
ZZ45012		3.02	15.4	800	12.4	69.9	<0.001	0.01	1.13	4.9	0.5	2.9	14.2	<0.01	0.02	6.1
ZZ45013		0.80	8.7	610	7.9	21.8	<0.001	0.05	0.69	1.2	0.4	0.9	10.8	<0.01	0.02	0.3
ZZ45014		1.79	19.0	820	15.0	38.4	<0.001	0.01	2.36	3.6	0.6	1.4	14.3	<0.01	0.02	9.0
ZZ45015		2.68	12.1	690	12.1	86.4	<0.001	0.01	0.83	4.9	0.4	3.4	12.7	<0.01	0.01	7.0
ZZ45016		1.75	14.1	680	15.9	38.2	<0.001	0.03	0.78	3.1	0.5	2.0	19.0	<0.01	0.02	1.8
ZZ45017		0.91	17.7	940	22.3	38.4	<0.001	0.05	1.26	1.9	0.6	1.7	20.6	<0.01	0.04	0.5
ZZ45018		2.60	17.1	730	20.5	58.0	<0.001	0.03	1.15	3.5	0.6	2.3	12.1	<0.01	0.03	2.7
ZZ45019		1.34	19.1	660	28.0	40.8	<0.001	0.02	2.10	3.7	0.5	1.8	24.1	<0.01	0.03	3.7
ZZ45020		1.17	9.3	800	10.9	28.9	<0.001	0.08	0.48	1.5	<0.2	1.1	22.1	<0.01	<0.01	0.3
ZZ45021		0.88	14.3	740	15.9	26.8	<0.001	0.05	0.73	0.9	<0.2	1.2	20.8	<0.01	0.01	0.2
ZZ45022		1.39	14.4	920	16.9	36.2	<0.001	0.08	0.46	2.0	0.4	1.4	26.4	<0.01	0.01	0.6
ZZ45023		1.68	18.1	630	15.5	43.6	0.001	0.04	0.71	2.2	<0.2	1.8	19.7	<0.01	<0.01	0.7
ZZ45024		3.66	18.4	400	14.4	38.1	<0.001	0.03	0.72	3.5	0.4	2.0	11.5	<0.01	<0.01	3.1
ZZ45025		1.73	21.7	1000	12.6	52.4	<0.001	0.01	0.84	5.5	0.4	1.8	26.5	<0.01	<0.01	7.8
ZZ45026		2.22	23.9	950	24.4	62.2	<0.001	0.06	0.70	3.5	0.2	2.4	21.3	<0.01	<0.01	1.5
ZZ45027		0.93	15.7	590	17.4	27.0	<0.001	0.03	0.81	1.3	<0.2	1.2	10.0	<0.01	<0.01	0.5
ZZ45028		0.87	19.3	950	39.3	31.9	<0.001	0.07	0.72	1.8	0.4	1.3	25.0	<0.01	0.02	0.8
ZZ45029		1.28	17.6	570	18.8	28.2	<0.001	0.04	0.77	1.8	0.3	1.3	15.5	<0.01	0.02	0.8
ZZ45030		1.19	27.2	760	28.2	28.2	<0.001	0.04	0.90	2.9	0.7	1.3	18.5	<0.01	0.02	0.9
ZZ45031		1.43	16.4	820	30.7	31.8	0.001	0.04	0.58	2.7	0.4	1.6	29.5	<0.01	<0.01	1.6
ZZ45032		2.16	16.6	840	23.3	44.1	<0.001	0.02	0.50	3.5	0.6	1.9	33.7	<0.01	<0.01	4.1
ZZ45033		1.86	5.1	720	27.0	48.2	<0.001	0.01	0.86	2.2	<0.2	1.8	80.2	<0.01	<0.01	7.4
ZZ45034		0.74	4.5	770	65.8	19.5	0.001	0.01	1.98	1.4	0.2	0.8	33.8	<0.01	<0.01	9.2
ZZ45035		1.60	8.4	690	17.9	34.7	0.001	0.04	0.35	2.0	0.2	1.3	55.1	<0.01	0.01	2.3
ZZ45036		1.86	12.7	790	15.1	45.8	<0.001	0.03	0.36	2.1	0.7	1.6	39.0	<0.01	<0.01	2.3
ZZ45037		0.63	2.4	610	2.9	3.0	<0.001	0.06	0.21	0.2	<0.2	0.4	8.9	<0.01	<0.01	<0.2
ZZ45038		1.00	9.6	900	40.0	21.3	<0.001	0.08	0.65	1.0	0.5	0.9	29.6	<0.01	0.01	0.9
ZZ45039		0.91	4.0	1000	20.7	31.3	<0.001	0.03	1.31	3.7	0.4	1.3	86.1	<0.01	<0.01	5.7
ZZ45040		0.80	2.9	760	28.0	13.3	<0.001	0.03	2.90	1.0	<0.2	0.6	29.7	<0.01	<0.01	2.3

***** See Appendix Page for comments regarding this certificate *****

ALS Canada Ltd.
2103 Dollarton Hwy
North Vancouver BC V7H 0A7
Phone: 604 984 0221 Fax: 604 984 0218 www.alsglobal.com

To: **SILVER RANGE RESOURCES LTD.**
C/O ARCHER, CATHRO & ASSOCIATES (1981) LIMITED
1016- 510 W HASTINGS ST
VANCOUVER BC V6B 1L8

Finalized Date: 21- SEP- 2012
Account: RANSIL

Project: KEG (VAT)

CERTIFICATE OF ANALYSIS WH12202880

Sample Description	Method	ME-MS41	ME-MS41	ME-MS41	ME-MS41	ME-MS41	ME-MS41	ME-MS41	ME-MS41
	Analyte	Ti	Tl	U	V	W	Y	Zn	Zr
	Units	%	ppm	ppm	ppm	ppm	ppm	ppm	ppm
	LOR	0.005	0.02	0.05	1	0.05	0.05	2	0.5
ZZ45001		0.069	0.50	3.48	38	0.60	8.10	86	<0.5
ZZ45002		0.021	0.34	2.20	20	0.24	8.28	71	0.7
ZZ45003		0.066	0.53	9.56	40	0.45	10.50	85	<0.5
ZZ45004		0.071	0.75	7.84	68	0.64	7.54	152	<0.5
ZZ45005		0.098	0.50	4.82	43	0.43	8.59	88	0.5
ZZ45006		0.051	0.48	3.50	32	0.23	6.36	73	0.5
ZZ45007		0.050	0.33	3.85	47	0.71	4.11	54	<0.5
ZZ45008		0.074	0.69	13.95	61	0.59	9.55	131	0.6
ZZ45009		0.065	0.57	8.58	57	0.61	7.05	105	<0.5
ZZ45010		0.138	0.66	6.32	39	0.27	12.80	90	3.1
ZZ45011		0.150	0.73	5.09	40	0.40	7.72	73	0.7
ZZ45012		0.124	0.56	5.10	41	0.43	9.16	80	0.8
ZZ45013		0.044	0.24	3.52	26	0.31	3.48	41	<0.5
ZZ45014		0.078	0.38	4.64	36	2.20	8.69	86	0.7
ZZ45015		0.129	0.66	5.83	34	1.65	9.74	79	1.4
ZZ45016		0.072	0.41	4.26	40	0.89	7.17	80	<0.5
ZZ45017		0.047	0.40	4.94	49	0.82	7.19	91	<0.5
ZZ45018		0.096	0.52	3.31	43	0.81	7.52	90	<0.5
ZZ45019		0.055	0.41	7.15	44	0.95	8.94	96	<0.5
ZZ45020		0.042	0.25	5.22	43	0.83	8.28	45	0.5
ZZ45021		0.044	0.26	3.14	48	0.65	5.20	67	<0.5
ZZ45022		0.049	0.25	4.17	35	1.29	6.28	68	0.5
ZZ45023		0.068	0.35	3.98	42	1.99	6.78	78	<0.5
ZZ45024		0.100	0.34	1.81	40	0.87	4.63	77	0.6
ZZ45025		0.124	0.40	7.61	45	0.52	11.20	86	1.9
ZZ45026		0.072	0.44	7.00	59	1.76	5.62	109	<0.5
ZZ45027		0.042	0.32	2.19	45	0.93	3.34	69	<0.5
ZZ45028		0.037	0.30	10.85	47	1.38	8.35	131	<0.5
ZZ45029		0.063	0.25	4.19	45	0.54	5.74	85	<0.5
ZZ45030		0.048	0.32	8.42	61	0.91	7.60	103	<0.5
ZZ45031		0.037	0.34	12.90	42	0.25	9.46	103	<0.5
ZZ45032		0.070	0.34	10.25	36	0.27	10.30	111	0.5
ZZ45033		0.041	0.36	4.32	18	0.12	8.62	86	0.7
ZZ45034		0.017	0.19	9.87	8	0.10	8.90	93	0.8
ZZ45035		0.051	0.24	5.07	31	0.18	6.33	89	0.6
ZZ45036		0.076	0.33	7.48	32	2.16	5.88	86	<0.5
ZZ45037		0.021	0.06	0.79	9	0.13	0.87	14	<0.5
ZZ45038		0.019	0.26	13.70	25	0.40	7.85	88	<0.5
ZZ45039		0.032	0.38	8.61	29	0.09	16.35	89	0.7
ZZ45040		0.021	0.18	4.35	15	0.10	6.02	64	1.1

***** See Appendix Page for comments regarding this certificate *****

ALS Canada Ltd.
2103 Dollarton Hwy
North Vancouver BC V7H 0A7
Phone: 604 984 0221 Fax: 604 984 0218 www.alsglobal.com

To: **SILVER RANGE RESOURCES LTD.**
C/O ARCHER, CATHRO & ASSOCIATES (1981) LIMITED
1016-510 W HASTINGS ST
VANCOUVER BC V6B 1L8

Finalized Date: 21-SEP-2012
Account: RANSIL

Project: KEG (VAT)

CERTIFICATE OF ANALYSIS WH12202880

Sample Description	Method	WEI-21	Au-ICP21	ME-MS41	ME-MS41	ME-MS41	ME-MS41	ME-MS41	ME-MS41	ME-MS41	ME-MS41	ME-MS41	ME-MS41	ME-MS41	ME-MS41	ME-MS41
	Analyte	Recvd Wt.	Au	Ag	Al	As	Au	B	Ba	Be	Bi	Ca	Cd	Ce	Co	Cr
	Units	kg	ppm	ppm	%	ppm	ppm	ppm	ppm	ppm	ppm	%	ppm	ppm	ppm	ppm
	LOR	0.02	0.001	0.01	0.01	0.1	0.2	10	10	0.05	0.01	0.01	0.01	0.02	0.1	1
ZZ45041		0.34	0.001	0.24	0.60	6.1	<0.2	<10	40	1.45	1.38	0.24	0.20	45.1	4.0	5
ZZ45042		0.25	0.001	0.19	1.27	1.3	<0.2	<10	50	1.94	1.10	0.25	0.09	33.1	3.2	6
ZZ45043		0.18	0.002	0.15	1.24	6.2	<0.2	<10	80	1.54	0.96	0.30	0.18	36.8	6.2	15
ZZ45044		0.29	0.003	0.10	0.98	5.7	<0.2	<10	50	1.44	1.02	0.23	0.15	46.4	4.6	11
ZZ45045		0.29	0.005	0.07	0.18	49.1	<0.2	<10	10	2.03	1.50	2.45	0.14	27.3	1.1	<1
ZZ45046		0.37	0.003	0.35	1.29	1.9	<0.2	<10	60	2.75	1.70	0.49	0.26	61.1	4.6	5
ZZ45047		0.27	0.002	0.21	1.20	2.3	<0.2	<10	60	2.57	1.14	0.50	0.24	56.6	4.6	8
ZZ45048		0.29	0.002	0.16	1.02	2.7	<0.2	<10	50	3.20	1.49	0.29	0.13	40.2	3.5	4
ZZ45049		0.26	0.001	0.22	1.45	2.6	<0.2	<10	60	3.22	1.57	0.45	0.25	46.2	4.5	7
ZZ45050		0.28	0.002	0.22	1.46	3.6	<0.2	<10	50	3.21	2.18	0.35	0.10	38.8	3.0	4
ZZ45051		0.22	0.003	0.21	1.94	20.9	<0.2	<10	100	3.79	1.74	0.39	0.09	52.1	7.8	14
ZZ45052		0.29	<0.001	0.12	1.20	46.3	<0.2	<10	60	1.68	1.36	0.19	0.13	41.4	3.5	6
ZZ45053		0.30	0.002	0.20	1.54	20.7	<0.2	<10	60	3.19	1.48	0.42	0.16	54.8	4.6	7
ZZ45054		0.29	0.001	0.38	1.48	2.9	<0.2	<10	60	1.69	2.99	0.22	0.19	40.3	3.7	8
ZZ45055		0.30	0.001	0.18	1.71	4.8	<0.2	<10	50	4.95	1.00	0.84	0.12	52.1	2.3	1
ZZ45056		0.25	0.003	0.44	1.36	2.1	<0.2	<10	40	2.98	2.44	0.55	0.35	42.1	3.1	3
ZZ45057		0.25	0.004	0.09	1.40	0.5	<0.2	<10	60	1.86	1.61	1.02	0.06	22.5	1.7	3
ZZ45058		0.32	0.001	0.23	1.67	2.9	<0.2	<10	50	2.33	1.54	0.55	0.16	69.6	4.2	4
ZZ45059		0.25	0.001	0.43	1.09	6.3	<0.2	<10	50	2.13	2.52	0.30	0.15	37.1	3.4	4
ZZ45060		0.27	0.002	0.09	1.49	0.7	<0.2	<10	40	3.93	0.61	0.77	0.07	50.8	2.0	2
ZZ45061		0.31	0.004	0.07	1.16	3.6	<0.2	<10	70	1.62	0.98	0.27	0.14	34.8	4.0	11
ZZ45062		0.27	0.002	0.41	1.44	35.3	<0.2	<10	90	2.53	2.43	0.35	0.28	37.7	5.1	9
ZZ45063		0.29	0.003	0.06	1.60	3.2	<0.2	<10	100	1.30	0.32	0.39	0.22	41.6	7.9	10
ZZ45064		0.27	0.003	0.18	0.98	4.3	<0.2	<10	70	0.88	0.85	0.12	0.24	32.2	3.9	13
ZZ45065		0.26	0.002	0.15	1.22	4.4	<0.2	<10	90	1.48	1.38	0.25	0.19	38.8	5.1	13
ZZ45066		0.23	0.003	0.19	1.30	5.7	<0.2	<10	90	1.45	1.49	0.16	0.19	41.5	4.7	12
ZZ45067		0.22	0.002	0.13	1.44	3.0	<0.2	<10	60	2.20	1.89	0.22	0.06	42.1	4.6	8
ZZ45068		0.19	0.001	0.09	1.24	1.8	<0.2	<10	60	1.92	1.30	0.17	0.04	39.3	5.4	10
ZZ45069		0.20	0.004	0.13	1.59	2.5	<0.2	<10	80	3.29	1.97	0.35	0.06	51.1	5.4	9
ZZ45070		0.31	0.005	0.14	1.19	3.6	<0.2	<10	60	2.24	1.45	0.36	0.06	39.3	5.2	6
ZZ45071		0.21	0.003	0.12	0.85	4.0	<0.2	<10	60	0.50	0.88	0.08	0.09	18.70	2.4	10
ZZ45072		0.31	0.002	0.12	1.60	1.6	<0.2	<10	60	5.32	3.52	0.78	0.20	44.8	4.0	5
ZZ45073		0.16	0.002	0.29	1.64	4.1	<0.2	<10	80	2.56	0.95	0.40	0.19	50.5	5.1	12
ZZ45074		0.23	0.001	0.10	1.88	1.4	<0.2	<10	80	2.14	1.75	0.47	0.10	36.7	4.9	9
ZZ45075		0.33	0.004	0.07	1.86	4.0	<0.2	<10	90	0.95	0.70	0.19	0.17	35.2	4.6	14
ZZ45076		0.25	0.002	0.07	1.58	3.5	<0.2	<10	110	1.44	0.79	0.26	0.14	44.4	5.1	15
ZZ45077		0.21	0.002	0.06	2.04	5.5	<0.2	<10	60	1.45	1.39	0.12	0.19	35.2	5.4	18
ZZ45078		0.33	0.002	0.05	1.56	1.4	<0.2	<10	50	2.28	1.30	0.51	0.10	35.1	2.8	4
ZZ45079		0.28	0.001	0.13	1.41	0.8	<0.2	<10	50	2.21	1.48	0.64	0.06	29.8	2.5	4
ZZ45080		0.26	0.001	0.08	1.85	1.5	<0.2	<10	70	2.69	1.73	0.37	0.07	35.9	3.4	7

***** See Appendix Page for comments regarding this certificate *****

ALS Canada Ltd.
2103 Dollarton Hwy
North Vancouver BC V7H 0A7
Phone: 604 984 0221 Fax: 604 984 0218 www.alsglobal.com

To: **SILVER RANGE RESOURCES LTD.**
C/O ARCHER, CATHRO & ASSOCIATES (1981) LIMITED
1016-510 W HASTINGS ST
VANCOUVER BC V6B 1L8

Finalized Date: 21-SEP-2012
Account: RANSIL

Project: KEG (VAT)

CERTIFICATE OF ANALYSIS WH12202880

Sample Description	Method	ME-MS41	ME-MS41	ME-MS41	ME-MS41	ME-MS41	ME-MS41	ME-MS41	ME-MS41	ME-MS41	ME-MS41	ME-MS41	ME-MS41	ME-MS41	ME-MS41	ME-MS41
	Analyte	Cs	Cu	Fe	Ga	Ge	Hf	Hg	In	K	La	Li	Mg	Mn	Mo	Na
	Units	ppm	ppm	%	ppm	ppm	ppm	ppm	ppm	%	ppm	ppm	%	ppm	ppm	%
	LOR	0.05	0.2	0.01	0.05	0.05	0.02	0.01	0.005	0.01	0.2	0.1	0.01	5	0.05	0.01
ZZ45041		4.01	12.2	1.87	2.54	0.06	0.03	0.01	0.025	0.07	20.9	14.2	0.11	426	0.51	0.01
ZZ45042		4.27	11.0	1.48	5.79	0.05	<0.02	0.02	0.015	0.18	16.2	39.7	0.26	303	0.26	0.02
ZZ45043		5.74	20.6	2.13	5.78	0.06	0.02	0.03	0.020	0.16	16.5	35.4	0.34	360	0.63	0.02
ZZ45044		4.04	11.3	1.85	4.13	0.05	0.02	0.02	0.019	0.11	20.8	23.0	0.28	353	0.54	0.01
ZZ45045		2.96	1.4	1.33	0.30	<0.05	0.37	<0.01	0.016	0.05	12.8	0.5	0.06	458	0.09	<0.01
ZZ45046		5.46	18.7	2.29	5.25	0.07	0.04	0.01	0.027	0.15	28.5	31.1	0.28	645	0.31	0.01
ZZ45047		6.97	9.8	2.14	5.69	0.08	0.06	0.02	0.026	0.22	27.9	34.7	0.35	496	0.39	0.01
ZZ45048		6.20	8.5	2.29	3.82	0.06	<0.02	0.02	0.026	0.14	18.3	21.2	0.16	587	0.45	0.01
ZZ45049		5.89	10.3	2.12	6.18	0.06	0.02	0.04	0.028	0.21	22.5	39.9	0.35	595	0.48	0.01
ZZ45050		5.39	8.2	1.83	5.25	<0.05	0.03	0.02	0.022	0.11	17.9	27.2	0.25	423	0.36	0.01
ZZ45051		9.28	14.5	3.31	6.88	0.07	0.13	0.04	0.042	0.09	23.9	31.5	0.45	727	1.16	0.01
ZZ45052		3.93	5.6	2.26	4.37	0.05	0.02	0.02	0.025	0.13	16.9	19.1	0.21	323	0.43	<0.01
ZZ45053		6.10	11.9	2.30	7.09	0.08	<0.02	0.02	0.036	0.20	27.4	45.7	0.36	493	0.40	0.01
ZZ45054		3.93	5.5	2.11	5.91	<0.05	<0.02	0.02	0.031	0.18	14.1	28.4	0.29	376	0.58	0.01
ZZ45055		5.70	1.6	1.75	6.91	0.07	0.04	0.01	0.018	0.29	24.5	50.4	0.36	663	0.16	<0.01
ZZ45056		6.28	5.5	1.95	5.49	0.05	0.04	0.02	0.036	0.17	19.0	30.6	0.28	673	0.33	0.01
ZZ45057		2.93	2.3	1.07	5.07	<0.05	0.02	0.02	0.015	0.28	9.7	35.0	0.35	318	0.29	0.01
ZZ45058		4.65	4.3	2.45	6.74	0.08	0.04	0.03	0.038	0.11	31.4	40.8	0.43	754	0.67	0.01
ZZ45059		4.06	10.8	1.83	3.79	0.06	<0.02	0.04	0.035	0.10	18.4	18.0	0.17	433	0.43	0.01
ZZ45060		5.69	1.0	1.65	6.73	0.07	0.03	0.03	0.031	0.43	25.0	47.7	0.36	451	0.13	0.01
ZZ45061		3.11	6.1	1.53	4.52	0.05	<0.02	0.05	0.019	0.13	14.9	33.9	0.33	278	0.61	0.01
ZZ45062		3.16	27.2	2.08	5.74	<0.05	0.02	0.04	0.041	0.12	17.4	29.5	0.32	546	0.56	0.01
ZZ45063		2.70	8.6	2.73	6.01	0.08	0.04	0.03	0.028	0.07	19.4	35.8	0.61	548	0.83	0.01
ZZ45064		2.37	10.1	1.73	4.37	<0.05	<0.02	0.04	0.023	0.09	13.9	19.8	0.21	186	0.83	0.01
ZZ45065		3.52	14.8	1.87	4.98	0.05	<0.02	0.02	0.020	0.16	19.1	40.5	0.33	328	0.62	0.01
ZZ45066		3.29	18.4	1.92	5.30	0.05	<0.02	0.02	0.027	0.11	18.5	25.6	0.24	346	0.80	0.02
ZZ45067		4.12	25.3	1.97	6.13	0.07	0.02	0.05	0.024	0.08	22.4	30.1	0.26	267	0.56	0.02
ZZ45068		4.07	31.4	2.00	5.17	0.06	<0.02	0.03	0.022	0.09	19.2	27.9	0.25	281	0.98	0.02
ZZ45069		5.51	15.7	2.38	6.04	0.06	0.03	0.06	0.026	0.09	25.9	26.5	0.28	428	0.60	0.02
ZZ45070		4.70	13.0	2.19	4.48	0.05	<0.02	0.03	0.025	0.14	18.5	24.6	0.23	417	0.46	0.01
ZZ45071		3.40	9.5	1.42	5.04	<0.05	<0.02	0.08	0.019	0.05	8.8	5.9	0.10	76	1.22	0.01
ZZ45072		7.78	7.4	3.10	7.36	0.05	0.02	0.03	0.029	0.22	20.9	43.9	0.34	821	0.33	0.01
ZZ45073		6.64	13.5	2.05	5.80	0.06	<0.02	0.11	0.020	0.09	28.5	22.0	0.20	493	2.20	0.02
ZZ45074		2.99	12.3	2.00	6.68	0.05	<0.02	0.03	0.031	0.10	16.6	31.7	0.40	420	0.33	0.02
ZZ45075		2.43	11.2	2.05	6.55	<0.05	<0.02	0.03	0.022	0.08	13.2	22.8	0.34	378	0.87	0.01
ZZ45076		3.15	11.7	1.98	6.19	0.08	0.03	0.02	0.020	0.21	21.1	36.9	0.42	301	0.56	0.01
ZZ45077		3.52	10.7	2.66	7.70	<0.05	<0.02	0.06	0.028	0.16	13.9	44.8	0.44	270	0.77	0.01
ZZ45078		3.86	5.2	1.66	5.83	0.05	<0.02	0.02	0.020	0.16	16.9	35.2	0.31	402	0.20	0.01
ZZ45079		2.58	12.5	1.12	5.84	<0.05	0.03	0.02	0.019	0.14	14.1	30.4	0.24	250	0.18	0.02
ZZ45080		3.91	19.2	1.58	7.48	<0.05	<0.02	0.02	0.023	0.20	15.5	31.3	0.26	238	0.33	0.02

***** See Appendix Page for comments regarding this certificate *****

ALS Canada Ltd.
2103 Dollarton Hwy
North Vancouver BC V7H 0A7
Phone: 604 984 0221 Fax: 604 984 0218 www.alsglobal.com

To: **SILVER RANGE RESOURCES LTD.**
C/O ARCHER, CATHRO & ASSOCIATES (1981) LIMITED
1016-510 W HASTINGS ST
VANCOUVER BC V6B 1L8

Finalized Date: 21-SEP-2012
Account: RANSIL

Project: KEG (VAT)

CERTIFICATE OF ANALYSIS WH12202880

Sample Description	Method	ME-MS41	ME-MS41	ME-MS41	ME-MS41	ME-MS41	ME-MS41	ME-MS41	ME-MS41	ME-MS41	ME-MS41	ME-MS41	ME-MS41	ME-MS41	ME-MS41	ME-MS41
	Analyte	Nb	Ni	P	Pb	Rb	Re	S	Sb	Sc	Se	Sn	Sr	Ta	Te	Th
	Units	ppm	ppm	ppm	ppm	ppm	ppm	%	ppm	ppm	ppm	ppm	ppm	ppm	ppm	ppm
	LOR	0.05	0.2	10	0.2	0.1	0.001	0.01	0.05	0.1	0.2	0.2	0.2	0.01	0.01	0.2
ZZ45041		0.74	4.9	690	101.0	14.6	<0.001	0.03	1.87	1.1	0.3	0.5	22.6	<0.01	<0.01	4.4
ZZ45042		1.86	3.6	490	28.7	33.1	<0.001	0.03	0.38	1.0	<0.2	1.6	47.0	<0.01	<0.01	1.9
ZZ45043		1.28	13.4	790	23.0	43.8	<0.001	0.04	1.89	1.8	<0.2	1.3	28.6	<0.01	<0.01	1.3
ZZ45044		1.27	8.7	880	32.0	21.9	<0.001	0.02	1.87	1.5	<0.2	0.9	21.2	<0.01	<0.01	4.0
ZZ45045		0.08	1.2	470	81.3	4.6	<0.001	0.02	21.0	0.6	<0.2	<0.2	176.5	<0.01	<0.01	14.3
ZZ45046		1.07	4.5	820	80.1	32.9	<0.001	0.01	2.50	1.7	<0.2	1.1	75.3	<0.01	<0.01	8.1
ZZ45047		1.81	7.0	850	45.6	47.1	<0.001	0.02	2.35	2.4	0.4	1.3	65.4	<0.01	<0.01	8.3
ZZ45048		1.12	4.1	670	36.2	23.3	0.001	0.02	5.19	1.6	<0.2	1.0	21.3	<0.01	<0.01	2.9
ZZ45049		1.45	6.2	670	53.3	40.5	<0.001	0.03	2.08	2.2	0.3	1.4	44.5	<0.01	<0.01	4.3
ZZ45050		1.03	4.2	630	51.9	27.6	<0.001	0.03	3.85	1.3	0.2	1.3	29.9	<0.01	<0.01	2.7
ZZ45051		0.96	13.5	510	63.1	23.3	<0.001	0.03	3.88	3.1	0.6	1.1	56.9	<0.01	<0.01	4.4
ZZ45052		1.43	4.3	810	61.9	30.9	<0.001	0.05	3.83	1.1	<0.2	1.0	29.7	<0.01	<0.01	2.9
ZZ45053		1.32	6.5	690	44.9	43.2	<0.001	0.03	1.76	2.3	<0.2	1.7	50.3	<0.01	<0.01	4.7
ZZ45054		1.72	6.3	890	42.5	34.3	<0.001	0.06	1.35	0.9	<0.2	1.3	46.6	<0.01	<0.01	0.8
ZZ45055		1.13	1.6	740	30.5	49.3	<0.001	0.01	0.29	1.9	<0.2	1.6	121.0	<0.01	<0.01	6.7
ZZ45056		1.01	3.2	510	60.2	37.1	0.001	0.02	0.92	1.5	0.2	1.1	86.1	<0.01	0.01	6.6
ZZ45057		1.95	1.9	700	19.9	41.7	<0.001	0.04	0.30	1.1	<0.2	1.5	147.0	<0.01	0.01	2.4
ZZ45058		0.60	3.2	620	35.7	21.2	0.001	0.02	0.52	4.0	0.5	1.0	57.9	<0.01	<0.01	8.0
ZZ45059		0.68	4.4	780	59.4	18.6	<0.001	0.02	2.14	1.1	0.6	0.7	31.8	<0.01	0.02	3.7
ZZ45060		1.25	1.6	860	15.8	65.3	<0.001	0.01	0.20	2.9	0.6	1.8	70.7	<0.01	<0.01	10.1
ZZ45061		1.43	9.7	620	17.7	27.8	<0.001	0.02	0.45	1.8	0.4	0.9	36.8	<0.01	<0.01	4.0
ZZ45062		0.70	8.5	560	99.3	23.9	<0.001	0.03	4.12	1.7	0.2	0.9	36.7	<0.01	0.01	4.2
ZZ45063		0.51	9.5	930	13.8	15.4	<0.001	0.02	0.74	4.9	0.8	0.7	25.3	<0.01	<0.01	6.1
ZZ45064		0.51	9.9	660	18.0	19.7	<0.001	0.05	0.69	0.6	0.2	0.8	13.4	<0.01	0.01	0.5
ZZ45065		1.15	12.0	710	26.1	34.6	<0.001	0.02	0.57	2.0	0.2	1.1	21.8	<0.01	0.01	5.2
ZZ45066		0.53	9.6	760	31.7	25.1	0.001	0.04	2.30	1.2	0.4	0.9	19.4	<0.01	0.01	1.4
ZZ45067		0.74	5.8	640	21.5	22.5	0.001	0.05	1.17	1.6	0.4	1.1	23.5	<0.01	<0.01	2.5
ZZ45068		0.73	8.3	560	21.1	17.5	<0.001	0.05	0.68	1.6	0.7	0.9	21.0	<0.01	0.01	2.4
ZZ45069		0.71	8.8	770	34.7	26.0	<0.001	0.07	1.18	1.4	0.6	1.0	34.9	<0.01	0.03	3.0
ZZ45070		0.72	6.6	740	27.2	25.5	<0.001	0.03	2.01	2.3	0.2	1.0	49.3	<0.01	0.02	5.3
ZZ45071		0.58	6.9	890	15.0	12.3	0.001	0.10	0.70	0.4	0.3	0.9	14.9	<0.01	0.04	<0.2
ZZ45072		1.33	5.3	610	30.8	42.6	<0.001	0.03	0.53	3.0	0.6	1.3	101.5	<0.01	0.01	5.8
ZZ45073		0.90	8.4	900	21.9	24.7	0.001	0.13	0.40	0.8	0.6	0.9	27.4	<0.01	0.03	0.3
ZZ45074		0.62	7.0	680	33.5	23.6	<0.001	0.04	0.19	1.9	0.4	0.9	47.5	<0.01	0.02	1.3
ZZ45075		0.47	9.2	720	18.3	20.1	<0.001	0.05	0.34	0.7	0.3	0.8	24.4	<0.01	0.03	0.3
ZZ45076		1.34	12.1	760	14.1	41.5	0.001	0.01	0.35	2.9	0.4	1.0	15.7	<0.01	0.03	8.8
ZZ45077		1.77	12.6	530	26.1	35.2	0.001	0.06	0.64	1.9	0.8	1.2	21.8	<0.01	0.01	1.5
ZZ45078		0.90	3.2	480	26.1	37.2	<0.001	0.02	0.23	1.7	0.3	0.9	112.0	<0.01	0.01	5.4
ZZ45079		1.10	3.2	450	26.6	25.1	<0.001	0.03	0.31	1.1	<0.2	0.9	68.5	<0.01	0.02	3.3
ZZ45080		1.08	6.2	590	21.5	45.5	0.001	0.04	0.23	1.2	0.5	1.4	68.8	<0.01	0.01	1.3

***** See Appendix Page for comments regarding this certificate *****

ALS Canada Ltd.
2103 Dollarton Hwy
North Vancouver BC V7H 0A7
Phone: 604 984 0221 Fax: 604 984 0218 www.alsglobal.com

To: **SILVER RANGE RESOURCES LTD.**
C/O ARCHER, CATHRO & ASSOCIATES (1981) LIMITED
1016-510 W HASTINGS ST
VANCOUVER BC V6B 1L8

Finalized Date: 21-SEP-2012
Account: RANSIL

Project: KEG (VAT)

CERTIFICATE OF ANALYSIS WH12202880

Sample Description	Method	ME-MS41	ME-MS41	ME-MS41	ME-MS41	ME-MS41	ME-MS41	ME-MS41	ME-MS41
	Analyte	Ti	Tl	U	V	W	Y	Zn	Zr
	Units	%	ppm	ppm	ppm	ppm	ppm	ppm	ppm
	LOR	0.005	0.02	0.05	1	0.05	0.05	2	0.5
ZZ45041		0.017	0.13	6.09	12	0.08	6.22	116	0.9
ZZ45042		0.044	0.25	4.23	17	0.11	4.41	74	0.5
ZZ45043		0.061	0.30	7.49	31	0.62	6.01	88	0.5
ZZ45044		0.048	0.19	5.93	24	0.15	6.84	81	0.6
ZZ45045		<0.005	0.06	5.21	<1	<0.05	7.93	62	9.4
ZZ45046		0.033	0.29	14.95	18	0.08	10.40	127	1.5
ZZ45047		0.053	0.38	20.2	17	0.12	12.25	112	2.7
ZZ45048		0.020	0.22	12.65	13	0.09	7.00	105	0.5
ZZ45049		0.034	0.41	23.0	16	0.09	7.67	116	0.8
ZZ45050		0.011	0.25	8.95	11	0.08	6.21	100	0.7
ZZ45051		0.015	0.27	16.55	30	0.13	10.80	116	3.1
ZZ45052		0.016	0.21	3.12	10	0.08	5.60	81	0.6
ZZ45053		0.038	0.35	13.35	17	0.12	8.46	122	0.5
ZZ45054		0.028	0.22	2.42	14	0.12	5.24	95	<0.5
ZZ45055		0.027	0.41	9.46	6	0.10	9.94	98	1.2
ZZ45056		0.024	0.33	18.15	7	0.33	7.99	132	1.3
ZZ45057		0.031	0.32	1.78	6	0.11	4.62	63	0.6
ZZ45058		0.015	0.20	10.05	22	0.08	17.15	102	1.3
ZZ45059		0.020	0.15	11.15	14	0.09	6.67	98	<0.5
ZZ45060		0.055	0.42	8.41	9	0.12	11.55	88	1.3
ZZ45061		0.050	0.26	4.59	21	0.23	5.78	75	<0.5
ZZ45062		0.024	0.24	6.98	18	0.13	5.67	152	0.5
ZZ45063		0.027	0.16	3.49	44	0.40	12.90	75	2.0
ZZ45064		0.033	0.22	2.52	27	0.18	4.14	76	<0.5
ZZ45065		0.057	0.27	6.27	24	0.22	6.66	91	0.5
ZZ45066		0.033	0.29	5.98	27	0.24	4.95	85	<0.5
ZZ45067		0.035	0.29	7.74	32	0.84	6.70	74	0.7
ZZ45068		0.045	0.21	8.28	39	0.18	5.40	69	<0.5
ZZ45069		0.015	0.32	9.71	18	0.17	6.74	103	0.6
ZZ45070		0.023	0.33	7.11	18	0.46	7.32	85	<0.5
ZZ45071		0.023	0.19	5.45	29	0.35	2.30	45	<0.5
ZZ45072		0.040	0.45	10.15	15	0.14	10.15	163	0.9
ZZ45073		0.037	0.16	21.1	28	0.31	7.80	63	<0.5
ZZ45074		0.025	0.23	4.27	24	0.10	7.99	72	<0.5
ZZ45075		0.023	0.14	1.46	37	0.18	3.66	62	<0.5
ZZ45076		0.084	0.29	4.26	32	0.30	7.95	74	1.2
ZZ45077		0.061	0.25	2.15	36	0.36	3.54	82	<0.5
ZZ45078		0.023	0.31	3.05	13	0.07	4.45	80	0.5
ZZ45079		0.023	0.23	3.82	12	0.07	4.14	63	1.0
ZZ45080		0.036	0.34	5.87	19	0.22	5.05	73	<0.5

***** See Appendix Page for comments regarding this certificate *****

ALS Canada Ltd.
2103 Dollarton Hwy
North Vancouver BC V7H 0A7
Phone: 604 984 0221 Fax: 604 984 0218 www.alsglobal.com

To: **SILVER RANGE RESOURCES LTD.**
C/O ARCHER, CATHRO & ASSOCIATES (1981) LIMITED
1016-510 W HASTINGS ST
VANCOUVER BC V6B 1L8

Finalized Date: 21-SEP-2012
Account: RANSIL

Project: KEG (VAT)

CERTIFICATE OF ANALYSIS WH12202880

Sample Description	Method	WEI-21	Au-ICP21	ME-MS41	ME-MS41	ME-MS41	ME-MS41	ME-MS41	ME-MS41	ME-MS41	ME-MS41	ME-MS41	ME-MS41	ME-MS41	ME-MS41	ME-MS41
	Analyte	Recvd Wt.	Au	Ag	Al	As	Au	B	Ba	Be	Bi	Ca	Cd	Ce	Co	Cr
	Units	kg	ppm	ppm	%	ppm	ppm	ppm	ppm	ppm	ppm	%	ppm	ppm	ppm	ppm
	LOR	0.02	0.001	0.01	0.01	0.1	0.2	10	10	0.05	0.01	0.01	0.01	0.02	0.1	1
ZZ45081		0.14	0.001	0.05	0.92	1.2	<0.2	<10	50	0.75	0.71	0.07	0.04	13.10	1.7	5
ZZ45082		0.20	0.002	0.07	2.32	2.1	<0.2	<10	100	1.92	1.38	0.53	0.07	35.0	4.7	8
ZZ45083		0.33	0.002	0.08	1.74	0.8	<0.2	<10	60	2.26	2.20	0.81	0.06	27.4	2.8	4
ZZ45084		0.26	0.002	0.06	2.12	1.4	<0.2	<10	60	3.45	1.59	0.78	0.04	25.9	4.4	7
ZZ45085		0.15	0.003	0.09	1.73	1.4	<0.2	<10	60	4.03	1.06	0.63	0.09	48.9	3.5	6
ZZ45086		0.30	0.002	0.10	1.41	8.1	<0.2	<10	70	0.70	1.67	0.11	0.21	32.5	4.7	19
ZZ45087		0.29	0.002	0.20	2.39	4.6	<0.2	<10	100	2.40	3.34	0.36	0.19	58.8	8.5	17
ZZ45088		0.22	0.002	0.05	1.41	3.7	<0.2	<10	50	0.93	1.90	0.11	0.09	37.2	4.7	11
ZZ45089		0.33	0.003	0.78	1.24	5.3	<0.2	<10	60	3.71	5.82	0.48	0.22	185.0	7.3	7
ZZ45090		0.18	0.003	0.05	1.12	6.0	<0.2	<10	50	0.63	1.48	0.06	0.13	44.3	3.2	11
ZZ45091		0.20	0.003	0.08	1.35	5.7	<0.2	<10	60	1.46	12.25	0.11	0.10	45.1	3.9	11
ZZ45092		0.22	0.003	0.04	1.37	5.9	<0.2	<10	60	1.29	1.04	0.13	0.15	44.3	5.0	17
ZZ45093		0.23	0.005	0.18	1.90	5.3	<0.2	<10	60	4.56	2.40	0.85	0.19	65.6	5.4	7
ZZ45094		0.29	0.001	0.07	1.74	1.0	<0.2	<10	60	2.84	0.31	0.78	0.15	49.2	4.3	3
ZZ45095		0.26	0.004	0.05	1.48	9.0	<0.2	<10	100	0.83	0.36	0.21	0.27	34.8	7.5	21
ZZ45096		0.18	0.004	0.03	0.74	4.2	<0.2	<10	60	0.22	0.37	0.08	0.18	17.45	2.0	9
ZZ45097		0.26	0.002	0.06	1.35	5.1	<0.2	<10	120	1.05	0.71	0.28	0.19	43.5	5.5	15
ZZ45098		0.30	<0.001	0.08	1.32	0.7	<0.2	<10	40	3.90	1.26	0.70	0.10	59.4	4.8	8
ZZ45099		0.32	0.003	0.08	1.26	4.1	<0.2	<10	90	1.15	1.63	0.31	0.16	41.0	4.5	12
ZZ45100		0.29	0.002	0.05	1.91	2.9	<0.2	<10	50	2.92	1.17	0.74	0.11	45.7	6.5	10
ZZ45101		0.29	<0.001	0.12	1.82	2.4	<0.2	<10	50	3.03	1.32	0.46	0.11	58.4	9.0	11
ZZ45102		0.29	0.001	0.06	1.51	3.1	<0.2	<10	80	1.76	1.37	0.36	0.10	46.9	7.1	10
ZZ45103		0.31	0.002	0.07	1.63	2.2	<0.2	<10	40	2.13	2.71	0.66	0.17	75.4	9.0	10
ZZ45104		0.28	0.001	0.03	1.34	2.2	<0.2	<10	50	2.00	1.40	0.38	0.20	76.6	9.9	12
ZZ45105		0.28	0.005	0.20	0.93	9.8	<0.2	<10	40	1.60	1.05	0.33	0.13	74.3	8.0	9
ZZ45106		0.31	0.002	0.06	1.37	4.1	<0.2	<10	90	1.20	0.82	0.26	0.10	56.5	5.4	16
ZZ45107		0.20	0.001	0.04	0.47	1.1	<0.2	<10	20	0.25	0.19	0.18	0.01	10.30	2.3	5
ZZ45108		0.27	0.003	0.07	1.36	6.5	<0.2	<10	90	0.78	0.57	0.19	0.26	36.3	5.9	18
ZZ45109		0.23	0.003	0.07	1.41	6.2	<0.2	<10	80	0.74	0.77	0.17	0.18	34.3	5.9	19
ZZ45110		0.24	0.002	0.07	0.94	7.6	<0.2	<10	90	1.65	1.21	0.36	0.15	55.0	5.9	10
ZZ45111		0.21	0.003	0.10	2.04	10.2	<0.2	<10	110	1.17	0.49	0.12	0.25	36.2	6.6	27
ZZ45112		0.20	0.002	0.09	1.65	9.5	<0.2	<10	100	0.70	0.60	0.11	0.32	32.7	6.9	26
ZZ45113		0.26	0.002	0.16	2.07	15.3	<0.2	<10	90	1.41	2.85	0.11	0.09	31.1	6.3	25
ZZ45114		0.25	0.002	0.09	1.62	9.7	<0.2	<10	100	1.08	0.49	0.15	0.23	34.3	7.2	26
ZZ45115		0.23	0.003	0.07	1.03	3.6	<0.2	<10	130	0.52	0.74	0.14	0.26	19.10	5.8	10
ZZ45116		0.24	0.002	0.06	1.68	3.6	<0.2	<10	60	1.90	1.35	0.22	0.11	33.8	6.9	15
ZZ45117		0.28	0.004	0.08	1.35	5.3	<0.2	<10	60	0.79	9.25	0.09	0.17	28.5	4.9	16
ZZ45118		0.27	0.003	0.10	1.96	5.8	<0.2	<10	110	2.24	1.33	0.30	0.20	56.8	9.9	18
ZZ45119		0.19	0.002	0.18	1.40	6.0	<0.2	<10	80	1.32	1.14	0.16	0.20	37.2	5.9	16
ZZ45120		0.33	<0.001	0.25	2.01	3.4	<0.2	<10	130	3.88	4.67	0.56	0.84	235	29.9	14

***** See Appendix Page for comments regarding this certificate *****

ALS Canada Ltd.
2103 Dollarton Hwy
North Vancouver BC V7H 0A7
Phone: 604 984 0221 Fax: 604 984 0218 www.alsglobal.com

To: **SILVER RANGE RESOURCES LTD.**
C/O ARCHER, CATHRO & ASSOCIATES (1981) LIMITED
1016-510 W HASTINGS ST
VANCOUVER BC V6B 1L8

Finalized Date: 21-SEP-2012
Account: RANSIL

Project: KEG (VAT)

CERTIFICATE OF ANALYSIS WH12202880

Sample Description	Method	ME-MS41	ME-MS41	ME-MS41	ME-MS41	ME-MS41	ME-MS41	ME-MS41	ME-MS41	ME-MS41	ME-MS41	ME-MS41	ME-MS41	ME-MS41	ME-MS41	ME-MS41
	Analyte	Cs	Cu	Fe	Ga	Ge	Hf	Hg	In	K	La	Li	Mg	Mn	Mo	Na
	Units	ppm	ppm	%	ppm	ppm	ppm	ppm	ppm	%	ppm	ppm	%	ppm	ppm	%
	LOR	0.05	0.2	0.01	0.05	0.05	0.02	0.01	0.005	0.01	0.2	0.1	0.01	5	0.05	0.01
ZZ45081		1.88	7.1	0.99	4.81	<0.05	<0.02	0.03	0.012	0.10	5.9	13.5	0.15	120	0.39	0.02
ZZ45082		3.77	8.6	2.11	7.82	0.05	<0.02	0.04	0.026	0.26	16.1	46.4	0.55	454	0.43	0.02
ZZ45083		3.21	6.7	1.26	5.27	<0.05	0.02	0.01	0.016	0.20	12.5	35.5	0.29	334	0.18	0.02
ZZ45084		2.58	6.1	1.61	6.73	<0.05	0.02	0.03	0.022	0.18	11.5	40.7	0.39	431	0.23	0.02
ZZ45085		3.00	9.2	1.78	5.38	0.06	0.04	0.02	0.026	0.07	25.0	19.5	0.29	242	0.31	0.02
ZZ45086		4.15	11.2	2.77	9.38	<0.05	<0.02	0.05	0.027	0.18	13.7	24.3	0.30	236	1.78	0.01
ZZ45087		5.04	12.1	2.67	8.29	0.06	<0.02	0.04	0.036	0.27	25.2	55.5	0.59	449	0.41	0.01
ZZ45088		4.12	12.8	1.89	5.83	<0.05	<0.02	0.03	0.025	0.14	15.0	30.3	0.30	286	0.55	0.02
ZZ45089		7.52	10.5	3.33	5.93	0.18	<0.02	0.05	0.053	0.13	72.0	27.6	0.23	1040	0.78	0.01
ZZ45090		5.03	12.7	1.77	7.97	0.06	<0.02	0.04	0.019	0.12	19.6	16.1	0.17	161	1.77	0.01
ZZ45091		6.19	13.3	2.06	6.61	<0.05	<0.02	0.04	0.023	0.12	16.9	31.7	0.22	271	1.41	0.01
ZZ45092		4.52	10.7	2.10	7.01	0.06	<0.02	0.03	0.023	0.16	20.0	36.2	0.41	251	0.95	0.01
ZZ45093		10.70	11.6	2.30	8.40	0.12	0.06	0.03	0.033	0.23	37.8	39.5	0.43	783	0.42	0.01
ZZ45094		4.28	1.9	1.78	6.69	0.06	0.07	0.02	0.020	0.26	21.3	29.9	0.43	907	0.11	0.01
ZZ45095		2.07	15.9	2.14	4.56	0.05	<0.02	0.03	0.025	0.11	16.7	23.1	0.43	314	1.20	0.01
ZZ45096		1.39	11.3	1.12	4.46	<0.05	<0.02	0.03	0.011	0.05	8.4	4.1	0.07	72	0.88	0.01
ZZ45097		4.35	11.4	1.92	5.92	0.07	<0.02	0.04	0.022	0.23	21.0	35.7	0.41	290	0.71	0.01
ZZ45098		4.66	13.9	1.32	6.44	0.08	0.04	0.01	0.020	0.33	28.4	51.4	0.35	468	0.17	0.01
ZZ45099		3.68	11.9	1.61	5.29	0.08	<0.02	0.03	0.019	0.21	20.9	32.6	0.31	265	0.56	0.01
ZZ45100		6.41	16.7	2.15	7.58	0.07	<0.02	0.02	0.028	0.42	21.4	50.7	0.48	569	0.19	0.01
ZZ45101		10.90	18.4	2.68	7.90	0.10	<0.02	0.02	0.037	0.38	25.0	65.5	0.47	814	0.25	0.01
ZZ45102		10.30	14.9	2.48	6.24	0.06	<0.02	0.01	0.034	0.32	21.9	44.4	0.38	512	0.34	0.01
ZZ45103		11.15	46.8	2.99	6.41	0.10	0.02	0.01	0.038	0.29	37.0	32.3	0.44	636	0.23	0.01
ZZ45104		11.70	19.8	2.98	6.90	0.10	0.02	<0.01	0.033	0.24	36.7	40.1	0.38	881	0.30	0.01
ZZ45105		8.71	12.0	2.68	3.90	0.10	<0.02	0.03	0.025	0.14	33.2	18.7	0.22	747	0.61	0.01
ZZ45106		6.40	12.5	2.38	6.26	0.07	<0.02	0.04	0.026	0.22	29.0	34.2	0.39	332	0.57	0.01
ZZ45107		1.10	7.9	0.92	2.52	<0.05	<0.02	0.02	0.008	0.05	4.8	5.9	0.09	80	0.20	0.02
ZZ45108		3.21	15.4	1.98	5.04	0.05	<0.02	0.03	0.020	0.15	17.9	26.0	0.35	253	0.94	0.01
ZZ45109		5.53	17.0	2.14	5.13	0.05	<0.02	0.04	0.022	0.14	18.8	26.7	0.36	292	0.97	0.01
ZZ45110		11.00	13.7	2.67	3.72	0.07	0.02	0.01	0.028	0.14	29.2	19.8	0.22	374	0.45	0.01
ZZ45111		2.97	16.9	2.67	6.54	0.05	<0.02	0.05	0.026	0.07	18.9	18.6	0.41	268	1.60	0.01
ZZ45112		4.30	14.0	2.72	8.60	<0.05	<0.02	0.04	0.023	0.11	14.4	24.1	0.45	318	1.49	0.01
ZZ45113		11.60	20.7	2.86	7.87	0.05	<0.02	0.03	0.030	0.18	14.6	32.8	0.46	313	1.05	0.01
ZZ45114		4.90	17.3	2.48	6.01	0.05	<0.02	0.02	0.024	0.07	16.7	19.2	0.42	305	1.37	0.01
ZZ45115		4.49	12.5	1.41	6.20	<0.05	<0.02	0.04	0.011	0.09	8.3	9.8	0.13	1280	0.93	0.01
ZZ45116		9.54	19.8	2.17	6.98	0.07	<0.02	0.03	0.025	0.31	16.2	41.3	0.42	498	0.59	0.02
ZZ45117		5.09	14.0	2.00	5.80	<0.05	<0.02	0.05	0.021	0.11	12.1	21.1	0.29	281	0.95	0.01
ZZ45118		10.40	26.1	2.69	7.25	0.08	<0.02	0.02	0.035	0.21	27.2	39.0	0.52	717	0.75	0.01
ZZ45119		7.87	18.1	2.23	6.55	0.05	<0.02	0.03	0.025	0.08	18.9	27.8	0.28	439	1.29	0.01
ZZ45120		12.65	49.7	3.42	13.95	0.21	0.03	0.02	0.060	0.29	82.1	78.3	0.76	3620	0.71	0.01

***** See Appendix Page for comments regarding this certificate *****

ALS Canada Ltd.
2103 Dollarton Hwy
North Vancouver BC V7H 0A7
Phone: 604 984 0221 Fax: 604 984 0218 www.alsglobal.com

To: **SILVER RANGE RESOURCES LTD.**
C/O ARCHER, CATHRO & ASSOCIATES (1981) LIMITED
1016-510 W HASTINGS ST
VANCOUVER BC V6B 1L8

Finalized Date: 21-SEP-2012
Account: RANSIL

Project: KEG (VAT)

CERTIFICATE OF ANALYSIS WH12202880

Sample Description	Method	ME-MS41	ME-MS41	ME-MS41	ME-MS41	ME-MS41	ME-MS41	ME-MS41	ME-MS41	ME-MS41	ME-MS41	ME-MS41	ME-MS41	ME-MS41	ME-MS41	ME-MS41
	Analyte	Nb	Ni	P	Pb	Rb	Re	S	Sb	Sc	Se	Sn	Sr	Ta	Te	Th
	Units	ppm	ppm	ppm	ppm	ppm	ppm	%	ppm	ppm	ppm	ppm	ppm	ppm	ppm	ppm
	LOR	0.05	0.2	10	0.2	0.1	0.001	0.01	0.05	0.1	0.2	0.2	0.2	0.01	0.01	0.2
ZZ45081		0.45	3.1	410	7.0	23.1	<0.001	0.05	0.12	0.3	<0.2	0.7	10.5	<0.01	0.01	<0.2
ZZ45082		0.91	5.9	780	19.2	46.0	<0.001	0.04	0.21	2.1	0.3	1.3	65.0	<0.01	0.01	1.1
ZZ45083		1.17	3.3	500	28.1	33.1	<0.001	0.02	0.18	1.7	<0.2	0.9	123.0	<0.01	0.01	3.5
ZZ45084		0.85	5.8	680	18.2	34.3	<0.001	0.03	0.29	2.1	0.3	1.1	53.8	<0.01	<0.01	2.1
ZZ45085		0.52	5.3	1010	21.0	19.0	<0.001	0.06	0.72	1.6	0.5	0.7	59.7	<0.01	<0.01	2.9
ZZ45086		1.60	11.0	530	29.5	42.2	<0.001	0.05	0.86	1.4	0.3	1.7	15.5	<0.01	0.04	1.2
ZZ45087		0.85	12.4	850	30.4	47.6	<0.001	0.04	1.01	2.7	0.8	1.9	43.5	<0.01	0.02	3.1
ZZ45088		0.93	7.6	600	19.1	26.4	<0.001	0.04	0.68	1.4	<0.2	1.4	13.2	<0.01	0.02	1.4
ZZ45089		0.41	5.1	1060	102.0	33.9	<0.001	0.06	6.98	2.6	0.6	1.4	31.3	<0.01	0.02	8.1
ZZ45090		1.48	8.4	410	17.4	29.9	<0.001	0.06	0.76	1.0	0.5	2.2	11.4	<0.01	0.02	1.7
ZZ45091		0.87	6.4	800	24.0	39.8	<0.001	0.08	1.28	0.7	0.5	1.9	13.7	<0.01	0.06	0.5
ZZ45092		1.69	12.7	400	18.4	30.1	<0.001	0.04	0.89	2.1	0.4	1.0	14.0	<0.01	0.02	2.2
ZZ45093		1.86	5.7	610	53.4	52.1	<0.001	0.04	2.00	2.8	0.8	1.1	107.0	<0.01	0.01	5.7
ZZ45094		0.23	3.7	630	30.9	34.1	<0.001	0.01	1.03	3.0	0.4	0.8	122.5	<0.01	<0.01	9.5
ZZ45095		1.40	22.4	740	15.9	19.6	<0.001	0.03	0.79	2.5	0.9	0.6	14.5	<0.01	0.02	2.4
ZZ45096		0.66	6.5	600	7.7	12.9	<0.001	0.07	0.50	0.3	0.5	0.7	10.8	<0.01	0.03	<0.2
ZZ45097		2.28	14.3	810	12.6	44.0	<0.001	0.02	0.54	3.1	0.7	1.1	25.6	<0.01	<0.01	5.2
ZZ45098		0.81	7.1	630	25.5	58.1	<0.001	0.01	0.34	2.9	0.6	1.9	58.0	<0.01	0.01	11.6
ZZ45099		1.55	10.0	760	16.2	39.9	<0.001	0.02	0.85	2.4	0.6	1.2	23.6	<0.01	0.01	4.0
ZZ45100		1.50	10.6	870	23.4	66.8	<0.001	0.02	0.70	3.6	0.4	2.1	32.1	<0.01	0.02	4.6
ZZ45101		1.74	12.2	860	28.9	77.8	<0.001	0.02	1.01	4.3	0.8	2.4	20.9	<0.01	0.01	4.7
ZZ45102		1.53	10.7	1080	21.3	60.0	<0.001	0.02	1.69	4.2	0.9	2.0	21.1	<0.01	0.02	5.9
ZZ45103		0.66	13.3	1140	48.1	47.1	<0.001	0.01	1.16	4.8	0.8	1.7	38.6	<0.01	0.02	15.1
ZZ45104		1.00	13.8	1100	37.0	37.7	<0.001	0.01	0.83	4.1	0.6	1.3	16.6	<0.01	0.01	16.5
ZZ45105		0.56	12.3	1010	37.7	21.5	<0.001	0.08	4.47	2.8	0.7	0.7	35.6	<0.01	0.01	15.1
ZZ45106		1.55	12.4	930	16.0	38.6	0.001	0.03	1.32	3.2	0.5	1.2	13.8	<0.01	0.02	6.3
ZZ45107		0.57	3.3	790	3.7	7.4	<0.001	0.02	0.14	0.7	<0.2	0.3	10.0	<0.01	0.01	0.6
ZZ45108		1.25	17.1	820	11.8	28.1	<0.001	0.03	0.69	2.1	0.6	1.0	11.6	<0.01	0.01	1.8
ZZ45109		1.37	16.4	830	17.0	25.6	<0.001	0.03	0.72	2.4	0.9	1.0	10.0	<0.01	0.01	2.4
ZZ45110		0.85	11.9	1060	27.2	23.5	0.001	0.01	2.39	4.0	0.9	0.9	19.0	<0.01	0.01	11.4
ZZ45111		1.03	18.9	1070	20.2	13.6	0.001	0.07	0.89	1.3	1.1	0.8	10.8	<0.01	0.05	0.3
ZZ45112		2.21	18.5	440	20.7	23.2	<0.001	0.04	0.85	2.9	0.5	1.1	10.3	<0.01	0.02	1.9
ZZ45113		1.59	17.6	710	21.4	36.7	<0.001	0.05	1.00	2.7	0.9	1.5	11.4	<0.01	0.04	1.0
ZZ45114		0.76	20.1	710	18.2	13.1	<0.001	0.04	0.79	1.6	0.8	0.8	12.6	<0.01	0.03	0.5
ZZ45115		0.69	7.5	800	13.3	35.8	<0.001	0.08	0.47	0.4	0.8	1.2	17.7	<0.01	0.03	<0.2
ZZ45116		1.69	12.3	860	15.2	54.3	<0.001	0.03	0.74	3.6	0.9	2.0	18.4	<0.01	0.03	2.9
ZZ45117		0.69	11.5	760	18.1	25.4	<0.001	0.07	0.62	0.9	0.7	1.1	8.2	<0.01	0.05	0.3
ZZ45118		1.30	18.1	910	32.4	36.8	<0.001	0.03	1.03	4.2	1.0	1.4	31.4	<0.01	0.01	5.7
ZZ45119		0.60	12.7	1110	37.3	22.8	<0.001	0.09	0.68	0.7	0.5	1.2	14.3	<0.01	0.03	0.2
ZZ45120		1.05	32.6	760	194.5	48.3	<0.001	0.01	1.78	9.0	1.3	2.1	33.0	<0.01	0.03	11.9

***** See Appendix Page for comments regarding this certificate *****

ALS Canada Ltd.
2103 Dollarton Hwy
North Vancouver BC V7H 0A7
Phone: 604 984 0221 Fax: 604 984 0218 www.alsglobal.com

To: **SILVER RANGE RESOURCES LTD.**
C/ O ARCHER, CATHRO & ASSOCIATES (1981) LIMITED
1016- 510 W HASTINGS ST
VANCOUVER BC V6B 1L8

Finalized Date: 21- SEP- 2012
Account: RANSIL

Project: KEG (VAT)

CERTIFICATE OF ANALYSIS WH12202880

Sample Description	Method	ME- MS41	ME- MS41	ME- MS41	ME- MS41	ME- MS41	ME- MS41	ME- MS41	ME- MS41
	Analyte	Ti	Tl	U	V	W	Y	Zn	Zr
	Units	%	ppm	ppm	ppm	ppm	ppm	ppm	ppm
	LOR	0.005	0.02	0.05	1	0.05	0.05	2	0.5
ZZ45081		0.033	0.17	1.33	18	0.11	1.55	34	<0.5
ZZ45082		0.047	0.34	4.75	27	0.17	5.93	75	<0.5
ZZ45083		0.027	0.25	2.98	13	0.11	5.50	61	0.5
ZZ45084		0.022	0.29	4.95	16	0.07	6.29	62	0.8
ZZ45085		0.009	0.20	10.70	14	0.08	8.45	70	1.2
ZZ45086		0.072	0.26	2.24	51	0.47	2.96	64	<0.5
ZZ45087		0.044	0.40	6.41	33	0.29	8.60	99	<0.5
ZZ45088		0.047	0.26	2.30	29	12.15	3.99	58	<0.5
ZZ45089		0.020	0.28	17.20	22	2.18	13.00	148	<0.5
ZZ45090		0.076	0.19	2.60	45	3.21	2.86	55	<0.5
ZZ45091		0.032	0.34	10.85	29	2.01	4.29	53	<0.5
ZZ45092		0.077	0.24	4.61	36	0.20	3.85	73	<0.5
ZZ45093		0.035	0.41	103.0	16	0.13	13.35	117	2.1
ZZ45094		0.022	0.34	3.79	11	0.15	6.90	84	3.6
ZZ45095		0.063	0.19	1.41	40	0.37	6.43	75	0.7
ZZ45096		0.028	0.12	0.88	32	0.21	1.57	38	<0.5
ZZ45097		0.087	0.32	4.30	31	0.27	7.51	76	0.6
ZZ45098		0.040	0.45	4.40	16	0.08	8.73	67	2.5
ZZ45099		0.056	0.31	2.99	25	0.22	7.08	66	<0.5
ZZ45100		0.051	0.52	5.34	24	0.18	9.65	79	<0.5
ZZ45101		0.061	0.61	10.75	27	0.29	10.90	94	<0.5
ZZ45102		0.060	0.47	5.56	25	0.35	10.75	83	<0.5
ZZ45103		0.044	0.31	14.80	24	0.51	14.40	105	1.0
ZZ45104		0.040	0.34	12.05	27	0.34	14.25	105	0.7
ZZ45105		0.022	0.72	18.90	20	0.34	13.60	89	<0.5
ZZ45106		0.060	0.31	5.93	33	0.27	9.52	79	<0.5
ZZ45107		0.044	0.09	2.04	26	0.14	1.77	18	<0.5
ZZ45108		0.065	0.23	2.43	35	0.30	6.31	64	<0.5
ZZ45109		0.064	0.27	4.74	37	0.29	5.80	76	<0.5
ZZ45110		0.028	0.19	8.37	21	0.69	12.80	90	0.9
ZZ45111		0.044	0.24	6.74	51	0.34	5.52	65	<0.5
ZZ45112		0.094	0.21	2.40	58	0.52	3.92	69	<0.5
ZZ45113		0.068	0.33	8.25	47	0.68	5.46	85	<0.5
ZZ45114		0.051	0.18	3.57	47	0.45	4.98	68	<0.5
ZZ45115		0.030	0.19	1.37	33	0.32	2.10	57	<0.5
ZZ45116		0.081	0.39	11.10	35	0.97	7.00	71	<0.5
ZZ45117		0.038	0.24	3.78	37	0.88	4.09	58	<0.5
ZZ45118		0.058	0.32	11.65	38	1.26	10.20	95	<0.5
ZZ45119		0.027	0.23	9.23	37	0.29	5.19	70	<0.5
ZZ45120		0.040	0.41	33.5	45	1.02	23.1	202	0.9

***** See Appendix Page for comments regarding this certificate *****

ALS Canada Ltd.
2103 Dollarton Hwy
North Vancouver BC V7H 0A7
Phone: 604 984 0221 Fax: 604 984 0218 www.alsglobal.com

To: **SILVER RANGE RESOURCES LTD.**
C/O ARCHER, CATHRO & ASSOCIATES (1981) LIMITED
1016-510 W HASTINGS ST
VANCOUVER BC V6B 1L8

Finalized Date: 21-SEP-2012
Account: RANSIL

Project: KEG (VAT)

CERTIFICATE OF ANALYSIS WH12202880

Sample Description	Method	WEI-21	Au-ICP21	ME-MS41	ME-MS41	ME-MS41	ME-MS41	ME-MS41	ME-MS41	ME-MS41	ME-MS41	ME-MS41	ME-MS41	ME-MS41	ME-MS41	ME-MS41
	Analyte	Recvd Wt.	Au	Ag	Al	As	Au	B	Ba	Be	Bi	Ca	Cd	Ce	Co	Cr
	Units	kg	ppm	ppm	%	ppm	ppm	ppm	ppm	ppm	ppm	%	ppm	ppm	ppm	ppm
	LOR	0.02	0.001	0.01	0.01	0.1	0.2	10	10	0.05	0.01	0.01	0.01	0.02	0.1	1
ZZ45121		0.22	0.002	0.11	1.25	5.0	<0.2	<10	80	0.87	0.82	0.16	0.14	30.3	4.5	16
ZZ45122		0.21	0.002	0.10	1.20	5.1	<0.2	<10	80	0.69	0.45	0.11	0.15	21.2	3.0	13
ZZ45123		0.31	0.002	0.16	1.49	6.0	<0.2	<10	90	1.36	1.41	0.18	0.25	61.1	6.6	19
ZZ45124		0.21	0.003	0.10	1.43	5.3	<0.2	<10	80	1.19	0.96	0.19	0.25	35.1	6.3	16
ZZ45125		0.23	0.001	0.06	1.27	6.1	<0.2	<10	60	1.00	0.99	0.13	0.22	33.8	6.2	14
ZZ45126		0.22	0.002	0.11	1.37	6.8	<0.2	<10	110	4.09	1.46	0.36	0.56	83.4	12.1	12
ZZ45127		0.31	0.002	0.17	1.98	3.7	<0.2	<10	80	2.15	2.14	0.26	0.30	73.1	7.9	19
ZZ45128		0.24	0.001	0.10	1.31	6.1	<0.2	<10	120	1.06	0.77	0.10	0.14	38.5	5.6	18
ZZ45129		0.25	0.002	0.06	1.89	3.9	<0.2	<10	220	1.83	0.51	0.29	0.17	53.2	7.1	10
ZZ45130		0.26	0.001	0.11	1.31	7.3	<0.2	<10	100	0.97	0.64	0.09	0.16	28.6	4.3	18
ZZ45131		0.23	0.003	0.17	1.91	9.4	<0.2	<10	150	1.94	0.95	0.11	0.19	39.6	6.7	24
ZZ45132		0.25	0.003	0.09	1.54	6.9	<0.2	<10	130	1.31	0.85	0.13	0.14	37.8	5.8	21
ZZ45133		0.36	0.002	0.05	1.31	3.9	<0.2	<10	80	1.21	0.76	0.20	0.15	51.7	4.5	13
ZZ45134		0.24	0.001	0.17	2.28	5.6	<0.2	<10	150	2.02	1.19	0.13	0.22	34.0	7.7	19
ZZ45135		0.29	0.001	0.12	1.64	7.0	<0.2	<10	120	1.60	0.65	0.14	0.33	28.1	5.8	23
ZZ45136		0.21	0.009	0.10	1.64	5.1	<0.2	<10	110	1.50	0.63	0.11	0.22	29.7	5.3	18
ZZ45137		0.26	0.001	0.17	1.40	4.8	<0.2	<10	110	1.29	0.77	0.12	0.27	25.0	6.4	16
ZZ45138		0.26	0.003	0.08	1.86	3.7	<0.2	<10	150	1.42	0.51	0.14	0.17	31.7	6.2	12
ZZ45139		0.20	0.001	0.10	1.73	6.0	<0.2	<10	120	1.88	0.93	0.15	0.24	29.6	7.2	19
ZZ45140		0.32	0.002	0.09	1.56	6.7	<0.2	<10	130	0.98	0.59	0.26	0.31	43.8	7.6	22
ZZ45141		0.31	0.005	0.09	1.67	7.0	<0.2	<10	140	1.21	0.80	0.29	0.37	41.7	8.4	23
ZZ45142		0.23	0.004	0.05	1.42	6.6	<0.2	<10	110	0.91	0.44	0.19	0.29	37.1	6.9	20
ZZ45143		0.18	<0.001	0.10	1.61	5.2	<0.2	<10	130	1.20	1.27	0.11	0.16	22.0	6.5	16
ZZ45144		0.15	0.001	0.16	1.80	5.8	<0.2	<10	170	2.00	1.10	0.18	0.40	42.2	8.0	18
ZZ45145		0.30	0.007	0.10	1.81	6.9	<0.2	<10	110	1.54	1.38	0.17	0.36	38.4	9.1	23
ZZ45146		0.23	0.001	0.04	1.57	10.4	<0.2	<10	120	0.90	1.20	0.09	0.29	29.0	6.3	26
ZZ45147		0.16	0.002	0.03	0.58	0.9	<0.2	<10	30	0.28	0.12	0.09	0.03	7.63	1.8	4
ZZ45148		0.20	0.001	0.10	1.53	4.6	<0.2	<10	110	1.79	1.72	0.09	0.12	34.5	5.5	16
ZZ45149		0.16	0.002	0.18	1.39	3.6	<0.2	<10	80	1.47	0.92	0.08	0.11	22.6	2.7	10
ZZ45150		0.18	0.002	0.15	1.58	6.0	<0.2	<10	120	1.67	1.34	0.10	0.16	28.2	6.5	17
ZZ45151		0.17	0.002	0.16	2.36	8.0	<0.2	<10	140	2.05	3.85	0.14	0.29	40.1	6.6	22
ZZ45152		0.20	0.002	0.12	1.57	7.2	<0.2	<10	120	1.76	2.04	0.12	0.32	25.1	6.1	19
ZZ45153		0.23	0.003	0.16	1.95	11.6	<0.2	<10	130	1.35	1.57	0.15	0.24	33.9	9.8	32
ZZ45154		0.24	0.005	0.10	1.90	9.2	<0.2	<10	220	1.27	1.16	0.27	0.40	43.3	10.4	33
ZZ45155		0.16	0.003	0.15	1.15	4.0	<0.2	<10	70	1.21	1.27	0.10	0.11	17.25	4.9	11
ZZ45156		0.20	0.003	0.05	1.14	7.2	<0.2	<10	70	0.98	0.79	0.11	0.32	35.9	6.3	22
ZZ45157		0.17	0.004	0.14	1.18	5.6	<0.2	<10	100	1.26	0.90	0.13	0.22	28.5	4.7	16
ZZ45158		0.14	0.002	0.16	1.81	7.2	<0.2	<10	150	2.31	2.13	0.15	0.32	42.0	9.3	22
ZZ45159		0.22	0.011	0.10	0.85	5.2	<0.2	<10	90	0.83	0.62	0.10	0.16	21.9	4.5	15
ZZ45160		0.23	0.003	0.08	1.29	6.3	<0.2	<10	150	1.58	1.06	0.31	0.41	47.8	6.8	20

***** See Appendix Page for comments regarding this certificate *****

ALS Canada Ltd.
2103 Dollarton Hwy
North Vancouver BC V7H 0A7
Phone: 604 984 0221 Fax: 604 984 0218 www.alsglobal.com

To: **SILVER RANGE RESOURCES LTD.**
C/O ARCHER, CATHRO & ASSOCIATES (1981) LIMITED
1016-510 W HASTINGS ST
VANCOUVER BC V6B 1L8

Finalized Date: 21-SEP-2012
Account: RANSIL

Project: KEG (VAT)

CERTIFICATE OF ANALYSIS WH12202880

Sample Description	Method	ME-MS41	ME-MS41	ME-MS41	ME-MS41	ME-MS41	ME-MS41	ME-MS41	ME-MS41	ME-MS41	ME-MS41	ME-MS41	ME-MS41	ME-MS41	ME-MS41	ME-MS41
	Analyte	Cs	Cu	Fe	Ga	Ge	Hf	Hg	In	K	La	Li	Mg	Mn	Mo	Na
	Units	ppm	ppm	%	ppm	ppm	ppm	ppm	ppm	%	ppm	ppm	%	ppm	ppm	%
	LOR	0.05	0.2	0.01	0.05	0.05	0.02	0.01	0.005	0.01	0.2	0.1	0.01	5	0.05	0.01
ZZ45121		5.91	15.3	1.96	5.70	0.05	<0.02	0.03	0.022	0.07	12.9	20.8	0.23	235	1.28	0.01
ZZ45122		5.84	12.8	1.91	7.74	<0.05	<0.02	0.05	0.020	0.08	11.1	13.4	0.14	115	1.61	0.02
ZZ45123		6.41	13.8	2.86	7.63	0.07	<0.02	0.04	0.047	0.09	24.4	32.0	0.33	544	1.14	0.01
ZZ45124		5.27	19.1	2.06	5.56	0.05	<0.02	0.04	0.023	0.09	15.2	23.6	0.30	437	0.91	0.02
ZZ45125		5.49	17.7	2.04	5.46	0.05	<0.02	0.04	0.025	0.08	14.0	22.5	0.27	427	1.02	0.01
ZZ45126		14.35	21.7	3.80	6.87	0.09	<0.02	0.03	0.044	0.18	34.4	38.1	0.30	1600	0.84	0.01
ZZ45127		8.99	23.6	2.76	9.30	0.09	<0.02	0.04	0.049	0.37	33.4	52.8	0.51	610	0.79	0.02
ZZ45128		7.14	12.5	2.14	8.43	<0.05	<0.02	0.06	0.024	0.16	17.6	22.7	0.29	402	1.72	0.01
ZZ45129		5.86	10.9	2.19	5.37	0.07	0.05	0.03	0.041	0.13	26.6	24.0	0.29	383	0.63	0.01
ZZ45130		3.40	10.5	2.13	7.68	<0.05	<0.02	0.04	0.021	0.11	14.7	23.2	0.27	167	1.59	0.01
ZZ45131		3.82	16.9	2.68	7.82	<0.05	<0.02	0.06	0.035	0.10	20.2	21.8	0.39	373	1.85	0.01
ZZ45132		3.48	13.6	2.34	7.20	0.05	<0.02	0.05	0.028	0.13	19.1	29.8	0.39	250	1.24	0.01
ZZ45133		3.69	10.1	1.79	6.07	0.06	<0.02	0.02	0.025	0.19	25.1	32.9	0.32	249	0.67	0.01
ZZ45134		4.38	13.4	2.30	8.43	<0.05	<0.02	0.04	0.028	0.17	16.2	38.6	0.35	851	0.96	0.01
ZZ45135		2.52	13.7	2.52	7.16	<0.05	<0.02	0.05	0.023	0.10	13.5	23.1	0.38	327	1.29	0.01
ZZ45136		2.73	13.0	2.04	6.62	<0.05	<0.02	0.04	0.021	0.10	14.3	24.9	0.34	297	1.04	0.01
ZZ45137		2.55	15.0	1.75	6.10	<0.05	<0.02	0.06	0.024	0.11	11.5	21.3	0.30	417	0.98	0.02
ZZ45138		2.96	14.1	2.07	6.82	0.05	<0.02	0.03	0.021	0.10	14.3	25.6	0.37	364	0.67	0.01
ZZ45139		3.20	18.9	2.19	6.44	<0.05	<0.02	0.04	0.025	0.09	13.0	23.2	0.37	464	1.00	0.02
ZZ45140		2.52	17.7	2.15	6.24	0.06	0.02	0.03	0.025	0.12	22.3	28.4	0.45	335	1.04	0.02
ZZ45141		2.62	16.9	2.36	6.33	0.05	0.02	0.03	0.025	0.14	20.5	33.3	0.51	470	1.03	0.01
ZZ45142		2.17	14.4	2.05	5.53	0.05	0.02	0.02	0.022	0.11	18.1	29.2	0.43	277	1.04	0.02
ZZ45143		2.74	17.8	1.93	6.33	<0.05	<0.02	0.03	0.026	0.09	9.7	19.5	0.28	438	0.81	0.02
ZZ45144		2.75	23.9	2.03	7.06	0.05	<0.02	0.05	0.042	0.11	18.7	25.5	0.35	673	1.00	0.02
ZZ45145		4.29	21.2	2.78	6.74	0.05	<0.02	0.03	0.036	0.14	17.3	27.6	0.42	490	1.14	0.01
ZZ45146		2.49	19.8	2.80	7.70	<0.05	<0.02	0.03	0.026	0.08	12.8	16.4	0.36	381	1.79	0.01
ZZ45147		0.58	8.8	0.63	1.98	<0.05	<0.02	0.02	0.005	0.03	3.7	3.6	0.06	45	0.25	0.03
ZZ45148		4.78	13.6	1.87	7.97	0.05	<0.02	0.04	0.022	0.18	16.3	37.8	0.31	390	0.90	0.02
ZZ45149		2.06	14.2	1.31	4.98	<0.05	<0.02	0.07	0.014	0.06	11.0	11.6	0.17	155	0.89	0.02
ZZ45150		3.35	18.9	1.92	6.36	<0.05	<0.02	0.05	0.024	0.08	12.4	20.8	0.29	468	1.07	0.02
ZZ45151		4.98	25.6	2.73	9.01	<0.05	<0.02	0.05	0.039	0.13	18.8	31.3	0.46	359	1.23	0.02
ZZ45152		3.17	24.8	2.16	6.89	<0.05	<0.02	0.05	0.024	0.08	11.6	18.3	0.30	489	1.15	0.02
ZZ45153		3.55	21.1	2.90	7.37	<0.05	<0.02	0.04	0.030	0.09	16.6	23.7	0.52	491	1.82	0.01
ZZ45154		3.48	22.2	2.69	7.58	0.05	<0.02	0.04	0.033	0.17	21.6	39.7	0.61	433	1.30	0.01
ZZ45155		1.89	14.4	1.29	4.86	<0.05	<0.02	0.03	0.013	0.07	8.2	14.1	0.20	369	0.75	0.02
ZZ45156		2.40	13.2	1.97	5.58	0.05	<0.02	0.03	0.018	0.10	16.3	27.6	0.37	253	1.23	0.01
ZZ45157		2.58	14.5	1.69	5.51	<0.05	<0.02	0.03	0.019	0.09	15.1	19.8	0.26	181	1.12	0.02
ZZ45158		3.74	18.3	2.41	8.16	0.05	<0.02	0.04	0.027	0.13	19.2	35.2	0.43	686	1.35	0.01
ZZ45159		2.00	14.0	1.44	4.37	<0.05	<0.02	0.03	0.015	0.07	10.3	15.0	0.24	223	1.00	0.01
ZZ45160		3.27	18.8	2.00	5.26	0.06	0.02	0.02	0.045	0.10	24.7	24.5	0.39	335	0.96	0.01

***** See Appendix Page for comments regarding this certificate *****

ALS Canada Ltd.
2103 Dollarton Hwy
North Vancouver BC V7H 0A7
Phone: 604 984 0221 Fax: 604 984 0218 www.alsglobal.com

To: **SILVER RANGE RESOURCES LTD.**
C/O ARCHER, CATHRO & ASSOCIATES (1981) LIMITED
1016-510 W HASTINGS ST
VANCOUVER BC V6B 1L8

Finalized Date: 21-SEP-2012
Account: RANSIL

Project: KEG (VAT)

CERTIFICATE OF ANALYSIS WH12202880

Sample Description	Method	ME-MS41	ME-MS41	ME-MS41	ME-MS41	ME-MS41	ME-MS41	ME-MS41	ME-MS41	ME-MS41	ME-MS41	ME-MS41	ME-MS41	ME-MS41	ME-MS41	ME-MS41
	Analyte	Nb	Ni	P	Pb	Rb	Re	S	Sb	Sc	Se	Sn	Sr	Ta	Te	Th
	Units	ppm	ppm	ppm	ppm	ppm	ppm	%	ppm	ppm	ppm	ppm	ppm	ppm	ppm	ppm
	LOR	0.05	0.2	10	0.2	0.1	0.001	0.01	0.05	0.1	0.2	0.2	0.2	0.01	0.01	0.2
ZZ45121		0.70	11.2	760	23.0	22.3	<0.001	0.09	0.71	0.7	0.5	1.0	15.5	<0.01	0.02	0.2
ZZ45122		1.88	8.3	690	12.6	24.2	<0.001	0.10	0.61	0.9	0.9	1.8	10.4	<0.01	0.04	0.2
ZZ45123		0.65	13.8	1130	39.9	27.9	<0.001	0.08	1.40	1.4	0.6	1.4	11.4	<0.01	0.02	0.9
ZZ45124		0.59	13.4	930	28.7	18.5	<0.001	0.05	0.53	1.3	0.7	1.0	12.1	<0.01	0.01	0.5
ZZ45125		0.55	12.8	810	19.2	20.3	<0.001	0.05	0.52	1.3	0.6	0.9	10.1	<0.01	0.03	0.5
ZZ45126		1.07	19.3	1130	43.3	35.7	<0.001	0.02	1.43	4.9	1.1	1.8	58.0	<0.01	0.03	6.2
ZZ45127		2.08	14.9	900	29.4	58.0	<0.001	0.03	0.35	4.9	0.9	2.1	26.6	<0.01	0.03	5.7
ZZ45128		1.03	12.8	630	23.4	38.8	<0.001	0.07	0.80	1.4	0.3	1.7	12.5	<0.01	0.02	0.7
ZZ45129		0.62	9.1	910	13.3	25.9	<0.001	0.03	0.58	4.9	0.6	0.9	22.7	<0.01	<0.01	4.4
ZZ45130		1.18	11.3	540	15.4	31.8	<0.001	0.07	0.64	1.5	0.4	1.7	10.2	<0.01	0.05	0.7
ZZ45131		0.75	17.1	1190	29.0	28.9	0.001	0.10	0.90	1.0	0.7	1.1	12.9	<0.01	0.02	0.2
ZZ45132		0.95	16.4	650	14.8	29.7	<0.001	0.06	0.75	1.5	0.6	1.2	12.4	<0.01	<0.01	0.6
ZZ45133		1.98	10.5	770	13.8	33.4	<0.001	0.03	0.59	2.4	0.5	1.1	9.9	<0.01	0.01	6.1
ZZ45134		0.78	12.7	900	21.4	40.6	<0.001	0.09	0.64	1.5	0.5	1.4	14.2	<0.01	<0.01	0.5
ZZ45135		0.50	14.4	840	13.8	25.0	<0.001	0.10	0.65	0.8	0.6	1.0	16.3	<0.01	0.01	0.2
ZZ45136		0.55	12.9	820	14.0	23.1	<0.001	0.07	0.54	1.2	0.3	0.9	11.7	<0.01	0.02	0.4
ZZ45137		0.58	11.9	860	14.1	22.7	<0.001	0.09	0.45	1.2	0.4	0.8	12.7	<0.01	<0.01	0.3
ZZ45138		0.68	10.0	710	12.3	21.5	<0.001	0.05	0.37	2.2	0.4	0.8	12.8	<0.01	0.01	1.1
ZZ45139		0.48	14.1	970	16.6	21.8	<0.001	0.08	0.72	1.5	0.6	0.9	15.2	<0.01	<0.01	0.4
ZZ45140		1.02	18.9	980	13.8	23.6	0.001	0.04	0.64	3.3	0.5	0.9	18.1	<0.01	0.01	4.0
ZZ45141		1.01	19.2	1010	16.5	27.6	0.001	0.04	0.62	3.3	0.5	1.0	19.1	<0.01	0.01	4.5
ZZ45142		1.06	16.9	660	11.0	20.3	0.001	0.04	0.67	2.6	0.4	0.8	13.8	<0.01	0.01	3.3
ZZ45143		0.47	11.5	850	17.4	21.3	0.001	0.07	0.52	1.2	0.3	0.8	14.5	<0.01	0.01	0.4
ZZ45144		0.50	14.1	990	22.5	25.5	<0.001	0.09	0.56	1.3	0.7	0.9	22.0	<0.01	0.02	0.3
ZZ45145		1.05	18.7	840	26.9	30.3	0.001	0.04	0.91	2.7	0.5	1.0	12.6	<0.01	0.04	2.3
ZZ45146		0.62	15.8	670	26.1	18.4	<0.001	0.06	0.89	1.2	0.5	1.0	12.2	<0.01	0.02	0.4
ZZ45147		0.20	3.1	440	2.6	4.1	<0.001	0.04	0.11	0.3	0.2	0.2	9.1	<0.01	<0.01	<0.2
ZZ45148		1.02	11.3	670	16.9	38.9	<0.001	0.06	0.40	1.6	<0.2	1.4	10.4	<0.01	0.02	1.0
ZZ45149		0.37	7.2	1050	14.0	16.3	<0.001	0.11	0.33	0.4	0.5	0.6	10.7	<0.01	0.01	<0.2
ZZ45150		0.50	12.3	990	19.3	22.3	<0.001	0.09	0.58	1.0	0.5	0.8	14.7	<0.01	0.02	0.3
ZZ45151		1.15	17.6	980	33.0	29.6	<0.001	0.07	0.70	2.0	0.6	1.2	18.1	<0.01	0.02	1.1
ZZ45152		0.33	12.4	1050	39.8	21.5	<0.001	0.09	1.06	0.6	0.5	0.9	16.3	<0.01	0.02	0.2
ZZ45153		0.71	22.1	1030	33.1	20.4	<0.001	0.07	0.86	2.2	0.7	0.9	14.3	<0.01	0.01	0.8
ZZ45154		1.35	25.9	940	15.4	28.9	<0.001	0.03	0.73	4.6	0.9	1.3	24.7	<0.01	0.01	3.6
ZZ45155		0.45	8.4	720	16.0	17.8	<0.001	0.06	0.39	0.8	0.4	0.6	11.2	<0.01	0.01	0.3
ZZ45156		1.11	17.5	430	13.9	21.7	0.001	0.04	0.73	1.9	0.8	0.8	9.6	<0.01	0.01	2.0
ZZ45157		0.46	12.9	610	19.6	19.0	<0.001	0.06	0.59	0.8	0.5	0.9	16.2	<0.01	0.02	0.2
ZZ45158		0.71	17.4	830	37.1	30.6	<0.001	0.08	0.68	1.4	0.3	1.2	17.6	<0.01	0.03	0.5
ZZ45159		0.56	12.0	570	11.7	16.1	0.001	0.07	0.55	1.1	0.4	0.7	12.1	<0.01	<0.01	0.4
ZZ45160		0.89	19.0	1010	19.7	19.0	<0.001	0.03	0.69	3.2	0.7	0.9	31.0	<0.01	0.01	6.4

***** See Appendix Page for comments regarding this certificate *****

ALS Canada Ltd.
2103 Dollarton Hwy
North Vancouver BC V7H 0A7
Phone: 604 984 0221 Fax: 604 984 0218 www.alsglobal.com

To: **SILVER RANGE RESOURCES LTD.**
C/O ARCHER, CATHRO & ASSOCIATES (1981) LIMITED
1016-510 W HASTINGS ST
VANCOUVER BC V6B 1L8

Finalized Date: 21-SEP-2012
Account: RANSIL

Project: KEG (VAT)

CERTIFICATE OF ANALYSIS WH12202880

Sample Description	Method	ME-MS41	ME-MS41	ME-MS41	ME-MS41	ME-MS41	ME-MS41	ME-MS41	ME-MS41
	Analyte	Ti	Tl	U	V	W	Y	Zn	Zr
	Units	%	ppm	ppm	ppm	ppm	ppm	ppm	ppm
	LOR	0.005	0.02	0.05	1	0.05	0.05	2	0.5
ZZ45121		0.032	0.24	4.08	36	0.29	4.10	49	<0.5
ZZ45122		0.063	0.23	4.65	43	0.27	2.72	38	<0.5
ZZ45123		0.031	0.28	4.69	40	1.03	8.24	101	<0.5
ZZ45124		0.042	0.19	6.50	35	0.81	5.23	69	<0.5
ZZ45125		0.039	0.18	4.28	35	0.51	4.92	66	<0.5
ZZ45126		0.040	0.40	15.85	28	1.70	15.35	125	<0.5
ZZ45127		0.095	0.43	8.17	38	0.73	11.15	120	0.5
ZZ45128		0.060	0.31	2.23	43	0.39	4.15	68	<0.5
ZZ45129		0.023	0.28	5.06	37	0.53	12.45	80	1.5
ZZ45130		0.066	0.26	1.70	47	0.47	4.06	47	<0.5
ZZ45131		0.033	0.26	6.67	51	0.85	7.94	72	<0.5
ZZ45132		0.054	0.25	3.73	43	1.13	6.21	73	<0.5
ZZ45133		0.072	0.27	3.94	28	1.19	8.92	61	<0.5
ZZ45134		0.046	0.34	8.95	38	1.48	6.12	73	<0.5
ZZ45135		0.035	0.17	7.78	44	0.51	7.02	73	<0.5
ZZ45136		0.046	0.22	4.73	39	0.40	5.94	61	<0.5
ZZ45137		0.045	0.20	3.83	31	0.33	5.62	58	<0.5
ZZ45138		0.052	0.20	4.09	37	0.20	6.90	60	<0.5
ZZ45139		0.047	0.24	4.93	40	0.54	5.85	71	<0.5
ZZ45140		0.077	0.20	4.42	40	0.77	9.08	75	0.5
ZZ45141		0.087	0.25	3.38	43	0.52	8.15	88	0.6
ZZ45142		0.073	0.20	1.83	39	0.42	6.49	66	0.7
ZZ45143		0.041	0.18	3.14	36	2.00	3.78	62	<0.5
ZZ45144		0.036	0.28	4.80	35	0.83	7.07	78	<0.5
ZZ45145		0.060	0.31	5.01	40	0.82	7.36	102	<0.5
ZZ45146		0.046	0.24	2.93	55	0.48	3.24	79	<0.5
ZZ45147		0.028	0.05	0.63	16	0.06	1.22	12	<0.5
ZZ45148		0.057	0.31	4.95	28	0.32	5.21	73	0.5
ZZ45149		0.020	0.17	4.49	22	0.26	4.55	39	<0.5
ZZ45150		0.032	0.24	5.20	32	0.51	4.53	68	<0.5
ZZ45151		0.048	0.32	5.60	40	0.85	6.16	138	0.5
ZZ45152		0.022	0.23	6.75	37	0.78	4.56	88	<0.5
ZZ45153		0.049	0.27	7.67	54	0.60	5.83	86	<0.5
ZZ45154		0.092	0.25	5.55	48	0.81	9.73	92	0.5
ZZ45155		0.032	0.15	3.17	26	0.35	2.88	47	<0.5
ZZ45156		0.066	0.18	1.74	37	0.41	4.16	64	<0.5
ZZ45157		0.035	0.20	3.30	33	0.30	5.17	62	<0.5
ZZ45158		0.046	0.33	4.21	42	0.43	5.97	92	<0.5
ZZ45159		0.039	0.15	2.49	28	0.27	3.64	50	<0.5
ZZ45160		0.056	0.19	6.43	34	0.53	9.77	101	0.9

***** See Appendix Page for comments regarding this certificate *****

ALS Canada Ltd.
2103 Dollarton Hwy
North Vancouver BC V7H 0A7
Phone: 604 984 0221 Fax: 604 984 0218 www.alsglobal.com

To: **SILVER RANGE RESOURCES LTD.**
C/O ARCHER, CATHRO & ASSOCIATES (1981) LIMITED
1016-510 W HASTINGS ST
VANCOUVER BC V6B 1L8

Finalized Date: 21-SEP-2012
Account: RANSIL

Project: KEG (VAT)

CERTIFICATE OF ANALYSIS WH12202880

Sample Description	Method	WEI-21	Au-ICP21	ME-MS41	ME-MS41	ME-MS41	ME-MS41	ME-MS41	ME-MS41	ME-MS41	ME-MS41	ME-MS41	ME-MS41	ME-MS41	ME-MS41	ME-MS41
	Analyte	Recvd Wt.	Au	Ag	Al	As	Au	B	Ba	Be	Bi	Ca	Cd	Ce	Co	Cr
	Units	kg	ppm	ppm	%	ppm	ppm	ppm	ppm	ppm	ppm	%	ppm	ppm	ppm	ppm
	LOR	0.02	0.001	0.01	0.01	0.1	0.2	10	10	0.05	0.01	0.01	0.01	0.02	0.1	1
ZZ45161		0.15	0.002	0.16	1.54	8.0	<0.2	<10	170	1.65	2.29	0.13	0.25	31.8	6.3	21
ZZ45162		0.20	0.003	0.09	1.06	6.5	<0.2	<10	80	0.80	0.91	0.20	0.19	28.7	5.4	19
ZZ45163		0.25	0.003	0.10	1.18	7.3	<0.2	<10	100	0.99	0.88	0.20	0.23	34.0	6.7	21
ZZ45164		0.27	0.004	0.12	1.05	8.4	<0.2	<10	100	1.03	0.92	0.10	0.18	25.7	5.1	21
ZZ45165		0.16	0.006	0.19	1.56	9.3	<0.2	<10	140	1.01	0.94	0.14	0.21	27.5	7.5	25
ZZ45166		0.16	0.003	0.13	1.57	9.4	<0.2	<10	150	1.22	1.00	0.18	0.23	32.0	8.7	24
ZZ45167		0.22	0.004	0.09	1.62	9.8	<0.2	<10	140	1.20	0.76	0.13	0.23	30.0	7.7	28
ZZ45168		0.23	0.003	0.10	1.09	8.4	<0.2	<10	90	0.74	0.33	0.21	0.29	33.4	6.5	23
ZZ45169		0.17	0.001	0.09	1.34	5.8	<0.2	<10	150	0.98	0.73	0.14	0.17	22.8	6.4	18
ZZ45170		0.18	0.004	0.06	1.01	6.7	<0.2	<10	90	0.74	0.46	0.17	0.22	30.8	5.8	20
ZZ45171		0.20	0.003	0.07	1.00	5.5	<0.2	<10	100	1.06	0.69	0.10	0.16	24.3	3.8	15
ZZ45172		0.23	0.003	0.08	0.98	6.7	<0.2	<10	90	0.81	0.68	0.11	0.18	26.1	5.2	19
ZZ45173		0.24	0.002	0.10	1.10	7.0	<0.2	<10	140	0.78	4.36	0.17	0.18	29.2	5.8	20
ZZ45174		0.25	0.002	0.14	1.71	8.0	<0.2	<10	150	1.43	0.86	0.13	0.32	34.9	6.8	22
ZZ45175		0.19	0.003	0.10	1.58	7.4	<0.2	<10	140	1.29	0.55	0.22	0.21	33.4	7.1	22
ZZ45176		0.20	0.005	0.05	1.05	5.2	<0.2	<10	90	0.69	0.39	0.09	0.16	19.10	4.3	16
ZZ45177		0.19	0.002	0.18	1.44	7.3	<0.2	<10	120	1.33	1.10	0.13	0.15	26.6	6.3	18
ZZ45178		0.15	0.003	0.11	1.39	6.7	<0.2	<10	160	1.49	0.89	0.14	0.19	29.1	6.6	18
ZZ45179		0.16	0.008	0.11	1.40	7.2	<0.2	<10	130	1.78	1.49	0.19	0.26	31.7	6.4	20
ZZ45180		0.22	0.002	0.12	1.37	6.6	<0.2	<10	150	2.08	1.00	0.17	0.32	30.4	6.2	20
ZZ45181		0.27	0.002	0.10	1.23	7.0	<0.2	<10	90	1.26	1.37	0.16	0.34	30.8	6.5	19
ZZ45182		0.19	0.002	0.17	1.28	7.9	<0.2	<10	120	1.35	0.94	0.17	0.23	32.5	6.3	21
ZZ45183		0.26	0.003	0.17	1.41	7.8	<0.2	<10	130	2.00	1.02	0.17	0.25	35.1	7.2	20
ZZ45184		0.15	0.002	0.11	1.30	6.1	<0.2	<10	100	1.64	1.30	0.14	0.14	30.6	4.4	12
ZZ45185		0.21	0.007	0.25	1.04	6.7	<0.2	<10	100	1.39	1.27	0.23	0.26	33.9	5.4	16
ZZ45186		0.15	0.003	0.16	1.45	7.6	<0.2	<10	140	1.65	1.29	0.14	0.17	30.3	6.4	19
ZZ45187		0.23	0.011	0.14	1.02	9.3	<0.2	<10	110	1.38	1.23	0.19	0.29	41.2	5.5	16
ZZ45188		0.18	0.002	0.09	1.27	6.3	<0.2	<10	120	1.10	0.80	0.15	0.13	28.7	5.2	17
ZZ45189		0.16	0.002	0.07	1.26	6.3	<0.2	<10	90	1.36	1.11	0.15	0.16	29.8	5.9	16
ZZ45190		0.19	0.002	0.09	1.24	5.4	<0.2	<10	90	1.51	0.71	0.15	0.17	30.4	4.6	15
ZZ45191		0.17	0.002	0.09	1.41	6.7	<0.2	<10	110	1.19	1.15	0.10	0.27	28.6	5.3	17
ZZ45192		0.28	0.002	0.12	1.13	7.9	<0.2	<10	80	0.95	0.58	0.09	0.31	32.5	6.1	20
ZZ45193		0.24	0.001	0.07	1.38	6.4	<0.2	<10	110	1.99	0.99	0.17	0.23	48.1	7.5	18
ZZ45194		0.19	0.001	0.16	1.34	8.2	<0.2	<10	140	1.72	1.39	0.16	0.20	29.9	6.3	19
ZZ45195		0.19	0.027	0.10	0.79	3.8	<0.2	<10	80	0.78	0.59	0.10	0.07	11.95	2.7	8
ZZ45196		0.15	0.008	0.14	1.55	11.2	<0.2	<10	180	1.83	1.22	0.20	0.18	30.2	7.5	21
ZZ45197		0.25	0.005	0.05	1.04	8.7	<0.2	<10	70	0.60	0.56	0.08	0.26	28.5	4.3	18
ZZ45198		0.24	0.012	0.05	1.24	11.8	<0.2	<10	90	0.89	0.54	0.16	0.45	35.3	7.6	22
ZZ45199		0.16	0.005	0.07	1.41	9.0	<0.2	<10	120	1.20	0.59	0.14	0.21	29.9	7.0	21
ZZ45200		0.22	0.006	0.04	1.11	5.9	<0.2	<10	80	0.56	0.19	0.20	0.30	28.8	6.1	19

***** See Appendix Page for comments regarding this certificate *****

ALS Canada Ltd.
2103 Dollarton Hwy
North Vancouver BC V7H 0A7
Phone: 604 984 0221 Fax: 604 984 0218 www.alsglobal.com

To: **SILVER RANGE RESOURCES LTD.**
C/O ARCHER, CATHRO & ASSOCIATES (1981) LIMITED
1016-510 W HASTINGS ST
VANCOUVER BC V6B 1L8

Finalized Date: 21-SEP-2012
Account: RANSIL

Project: KEG (VAT)

CERTIFICATE OF ANALYSIS WH12202880

Sample Description	Method	ME-MS41	ME-MS41	ME-MS41	ME-MS41	ME-MS41	ME-MS41	ME-MS41	ME-MS41	ME-MS41	ME-MS41	ME-MS41	ME-MS41	ME-MS41	ME-MS41	ME-MS41
	Analyte	Cs	Cu	Fe	Ga	Ge	Hf	Hg	In	K	La	Li	Mg	Mn	Mo	Na
	Units	ppm	ppm	%	ppm	ppm	ppm	ppm	ppm	%	ppm	ppm	%	ppm	ppm	%
	LOR	0.05	0.2	0.01	0.05	0.05	0.02	0.01	0.005	0.01	0.2	0.1	0.01	5	0.05	0.01
ZZ45161		4.04	20.0	2.32	6.79	<0.05	<0.02	0.04	0.038	0.08	16.1	23.0	0.36	303	1.30	0.01
ZZ45162		2.46	13.2	1.81	4.58	0.05	0.02	0.01	0.020	0.09	14.8	18.8	0.33	258	1.14	0.01
ZZ45163		2.81	15.1	2.01	5.33	0.06	<0.02	0.02	0.023	0.11	16.5	26.1	0.41	304	1.14	0.01
ZZ45164		2.05	16.2	1.90	4.74	<0.05	<0.02	0.02	0.018	0.06	12.5	15.4	0.29	240	1.24	0.01
ZZ45165		2.75	20.6	2.43	6.02	0.05	<0.02	0.04	0.022	0.09	12.7	25.2	0.39	415	1.35	0.01
ZZ45166		3.20	19.5	2.36	6.00	0.05	<0.02	0.04	0.025	0.10	14.4	29.3	0.42	456	1.34	0.02
ZZ45167		2.64	16.8	2.51	5.73	<0.05	<0.02	0.03	0.023	0.08	14.7	27.7	0.45	352	1.44	0.01
ZZ45168		1.57	15.0	1.98	3.92	0.05	0.04	0.02	0.017	0.07	15.4	18.7	0.41	265	1.09	0.01
ZZ45169		1.90	12.9	1.83	4.83	<0.05	<0.02	0.03	0.017	0.08	10.6	21.7	0.32	463	0.89	0.02
ZZ45170		1.75	12.9	1.77	4.44	0.05	0.02	0.01	0.015	0.10	15.2	23.4	0.36	239	1.08	0.01
ZZ45171		2.31	12.4	1.56	5.29	<0.05	<0.02	0.03	0.015	0.08	11.6	16.0	0.21	185	1.17	0.01
ZZ45172		2.32	13.8	1.87	4.94	0.05	<0.02	0.03	0.014	0.09	12.7	20.5	0.32	208	1.16	0.01
ZZ45173		2.17	13.5	2.01	4.59	<0.05	<0.02	0.04	0.015	0.07	13.6	20.2	0.35	221	1.21	0.01
ZZ45174		3.26	16.5	2.40	7.16	<0.05	<0.02	0.03	0.025	0.13	16.1	40.0	0.44	323	1.14	0.01
ZZ45175		3.11	16.2	2.18	6.40	0.05	<0.02	0.03	0.024	0.12	16.6	39.5	0.47	352	1.02	0.01
ZZ45176		1.76	11.7	1.70	4.62	<0.05	<0.02	0.04	0.018	0.07	9.4	16.4	0.26	202	0.90	0.02
ZZ45177		3.12	15.6	2.07	5.88	<0.05	<0.02	0.03	0.022	0.08	12.3	24.3	0.32	348	0.95	0.02
ZZ45178		4.17	14.6	2.11	5.91	<0.05	<0.02	0.02	0.021	0.12	13.7	30.1	0.34	372	0.93	0.01
ZZ45179		5.00	15.6	2.25	5.74	0.05	<0.02	0.03	0.024	0.11	14.4	31.3	0.38	330	1.03	0.01
ZZ45180		3.77	16.2	2.12	6.28	<0.05	<0.02	0.05	0.025	0.11	14.5	31.5	0.34	327	1.13	0.01
ZZ45181		3.89	16.4	2.10	5.78	0.05	<0.02	0.04	0.025	0.11	14.5	34.1	0.36	290	1.08	0.01
ZZ45182		3.92	15.8	2.39	5.84	0.05	<0.02	0.04	0.022	0.09	16.5	24.1	0.34	363	1.32	0.01
ZZ45183		3.86	15.0	2.37	5.75	<0.05	<0.02	0.03	0.024	0.12	16.4	28.2	0.38	430	1.07	0.01
ZZ45184		4.03	14.8	1.79	5.66	0.05	<0.02	0.04	0.024	0.11	15.5	32.6	0.27	354	0.61	0.02
ZZ45185		3.85	23.2	1.97	4.58	<0.05	<0.02	0.03	0.022	0.10	16.6	24.7	0.29	363	0.85	0.01
ZZ45186		4.55	17.8	2.28	6.15	0.05	<0.02	0.05	0.024	0.10	15.0	30.6	0.35	349	0.97	0.02
ZZ45187		4.63	17.7	2.09	4.94	0.05	<0.02	0.07	0.034	0.11	19.6	21.8	0.27	289	0.96	0.01
ZZ45188		3.51	23.9	1.96	5.56	<0.05	<0.02	0.03	0.021	0.09	14.8	25.3	0.32	245	1.00	0.02
ZZ45189		4.19	18.4	1.91	5.22	0.05	<0.02	0.03	0.022	0.10	14.4	24.6	0.31	284	0.77	0.02
ZZ45190		2.87	11.7	1.61	5.66	0.05	<0.02	0.03	0.018	0.11	13.9	28.5	0.31	244	0.76	0.02
ZZ45191		3.65	13.1	2.03	6.64	<0.05	<0.02	0.03	0.025	0.09	13.7	28.8	0.30	356	0.90	0.01
ZZ45192		2.53	13.3	1.99	5.11	0.05	<0.02	0.04	0.021	0.08	15.6	21.4	0.32	266	1.17	0.01
ZZ45193		5.52	15.8	2.31	5.79	0.06	0.02	0.01	0.026	0.11	22.6	36.4	0.38	329	0.97	0.01
ZZ45194		3.79	15.2	2.23	5.97	0.05	<0.02	0.03	0.027	0.10	13.9	24.2	0.31	375	1.23	0.01
ZZ45195		2.09	8.8	1.25	3.42	<0.05	<0.02	0.02	0.010	0.04	6.0	10.0	0.14	150	0.55	0.02
ZZ45196		4.36	17.2	2.48	6.47	0.05	<0.02	0.04	0.027	0.10	15.4	27.9	0.38	469	1.28	0.01
ZZ45197		2.64	13.4	1.93	5.77	<0.05	<0.02	0.02	0.016	0.07	12.7	15.2	0.26	181	1.25	0.01
ZZ45198		2.01	14.7	1.96	4.12	0.05	0.03	0.03	0.020	0.09	15.5	27.0	0.41	320	0.96	0.01
ZZ45199		2.90	16.9	2.22	5.63	0.05	<0.02	0.04	0.022	0.08	13.9	22.4	0.36	415	1.15	0.01
ZZ45200		1.32	13.8	1.65	3.62	<0.05	0.02	0.02	0.015	0.06	14.0	17.9	0.33	215	0.98	0.01

***** See Appendix Page for comments regarding this certificate *****

ALS Canada Ltd.
2103 Dollarton Hwy
North Vancouver BC V7H 0A7
Phone: 604 984 0221 Fax: 604 984 0218 www.alsglobal.com

To: **SILVER RANGE RESOURCES LTD.**
C/O ARCHER, CATHRO & ASSOCIATES (1981) LIMITED
1016-510 W HASTINGS ST
VANCOUVER BC V6B 1L8

Finalized Date: 21-SEP-2012
Account: RANSIL

Project: KEG (VAT)

CERTIFICATE OF ANALYSIS WH12202880

Sample Description	Method	ME-MS41	ME-MS41	ME-MS41	ME-MS41	ME-MS41	ME-MS41	ME-MS41	ME-MS41	ME-MS41	ME-MS41	ME-MS41	ME-MS41	ME-MS41	ME-MS41	ME-MS41
	Analyte	Nb	Ni	P	Pb	Rb	Re	S	Sb	Sc	Se	Sn	Sr	Ta	Te	Th
	Units	ppm	ppm	ppm	ppm	ppm	ppm	%	ppm	ppm	ppm	ppm	ppm	ppm	ppm	ppm
	LOR	0.05	0.2	10	0.2	0.1	0.001	0.01	0.05	0.1	0.2	0.2	0.2	0.01	0.01	0.2
ZZ45161		0.52	16.6	830	25.3	23.6	<0.001	0.08	0.88	1.2	0.7	1.0	18.1	<0.01	0.02	0.4
ZZ45162		1.35	14.9	770	16.3	18.0	0.001	0.02	0.88	2.0	0.6	0.8	12.0	<0.01	0.02	1.9
ZZ45163		1.18	18.5	680	14.4	23.7	0.001	0.03	0.75	2.5	0.4	0.9	15.9	<0.01	<0.01	3.0
ZZ45164		0.42	15.4	560	19.3	13.6	<0.001	0.05	1.27	1.0	0.3	0.7	10.1	<0.01	0.01	0.3
ZZ45165		0.63	18.4	840	20.0	19.6	<0.001	0.07	0.74	1.8	0.3	0.7	13.0	<0.01	0.01	0.7
ZZ45166		0.88	19.5	830	17.4	21.4	<0.001	0.05	0.74	2.2	0.5	0.8	14.5	<0.01	0.04	1.3
ZZ45167		0.67	19.8	740	17.7	17.5	<0.001	0.05	0.76	1.8	0.5	0.7	11.8	<0.01	0.02	0.8
ZZ45168		1.13	20.2	720	10.1	13.4	<0.001	0.03	0.71	2.4	0.5	0.5	12.8	<0.01	<0.01	4.1
ZZ45169		0.46	11.9	720	14.0	17.0	<0.001	0.07	0.45	1.2	0.4	0.6	13.7	<0.01	0.01	0.4
ZZ45170		0.99	16.5	600	11.7	20.0	<0.001	0.03	0.62	1.9	0.2	0.6	14.8	<0.01	0.01	2.8
ZZ45171		0.51	10.4	650	14.9	29.0	<0.001	0.08	0.58	0.7	0.3	0.9	14.7	<0.01	0.02	0.2
ZZ45172		0.74	15.1	480	11.7	19.6	<0.001	0.05	0.67	1.4	0.5	0.7	11.9	<0.01	<0.01	0.8
ZZ45173		0.54	16.4	690	15.5	12.8	<0.001	0.05	0.71	1.2	0.2	0.6	13.8	<0.01	0.02	0.5
ZZ45174		0.82	16.8	730	17.4	29.3	<0.001	0.07	0.66	1.8	0.5	1.0	12.8	<0.01	0.04	0.8
ZZ45175		0.86	17.4	770	14.4	26.0	<0.001	0.04	0.56	2.4	0.3	1.1	22.5	<0.01	0.03	1.9
ZZ45176		0.44	11.2	560	9.8	13.8	<0.001	0.07	0.44	0.9	0.4	0.6	9.3	<0.01	0.02	0.2
ZZ45177		0.46	13.4	720	26.7	21.8	<0.001	0.06	0.76	1.2	0.7	0.7	14.0	<0.01	0.01	0.4
ZZ45178		0.70	13.6	660	17.5	24.7	<0.001	0.06	0.60	1.6	0.5	1.0	13.9	<0.01	<0.01	0.6
ZZ45179		0.74	16.1	790	22.0	26.2	<0.001	0.05	0.72	1.8	0.2	0.9	16.4	<0.01	0.01	1.0
ZZ45180		0.62	15.6	680	17.4	28.0	<0.001	0.07	0.66	1.1	0.3	1.1	18.4	<0.01	0.03	0.4
ZZ45181		0.97	16.6	680	23.4	22.2	<0.001	0.05	0.75	1.6	0.4	0.9	18.3	<0.01	0.01	1.2
ZZ45182		0.76	14.8	630	21.0	23.8	<0.001	0.05	0.67	1.6	0.4	0.9	15.8	<0.01	0.02	0.9
ZZ45183		0.58	16.1	720	25.2	26.2	<0.001	0.05	0.84	1.4	0.8	0.9	20.3	<0.01	<0.01	0.6
ZZ45184		0.65	8.5	620	20.1	24.9	<0.001	0.06	0.80	1.2	<0.2	1.2	21.3	<0.01	<0.01	0.7
ZZ45185		0.65	12.9	700	28.7	22.1	<0.001	0.04	0.85	1.5	0.7	0.9	23.0	<0.01	0.02	1.4
ZZ45186		0.72	14.0	580	23.7	26.8	<0.001	0.06	0.66	1.5	0.5	1.0	18.3	<0.01	0.02	0.7
ZZ45187		0.54	12.7	680	24.9	21.9	<0.001	0.06	0.91	1.2	0.3	1.1	14.6	<0.01	<0.01	1.1
ZZ45188		0.76	12.7	590	14.3	23.3	<0.001	0.05	0.71	1.4	0.8	1.0	15.4	<0.01	0.01	0.9
ZZ45189		0.61	12.3	660	15.6	21.9	<0.001	0.05	0.61	1.4	0.4	0.8	14.3	<0.01	0.01	0.8
ZZ45190		0.56	11.2	660	12.6	29.8	<0.001	0.05	0.55	1.2	0.2	0.9	21.2	<0.01	0.02	0.7
ZZ45191		0.59	10.2	640	18.6	30.1	<0.001	0.06	0.77	1.0	0.2	1.1	28.2	<0.01	0.02	0.4
ZZ45192		0.57	15.9	470	14.2	20.8	<0.001	0.05	0.75	1.1	0.5	0.7	10.2	<0.01	0.01	0.4
ZZ45193		1.09	16.9	570	20.6	24.5	<0.001	0.03	0.93	2.3	0.5	1.0	17.1	<0.01	0.02	3.6
ZZ45194		0.57	13.6	690	24.3	27.2	<0.001	0.07	0.93	1.1	0.3	1.0	22.5	<0.01	0.01	0.5
ZZ45195		0.30	5.8	470	9.6	10.1	<0.001	0.05	0.51	0.5	<0.2	0.5	13.4	<0.01	<0.01	<0.2
ZZ45196		0.65	15.7	750	23.1	27.4	<0.001	0.07	1.24	1.4	0.6	1.2	28.9	<0.01	0.03	0.6
ZZ45197		0.70	12.7	370	12.3	14.2	<0.001	0.04	0.73	1.0	0.4	0.8	11.0	<0.01	0.01	0.5
ZZ45198		1.20	20.4	560	11.8	16.8	<0.001	0.03	0.65	2.4	0.3	0.7	11.0	<0.01	0.02	4.0
ZZ45199		0.51	15.0	700	15.5	18.2	<0.001	0.06	0.82	1.2	0.3	0.8	15.5	<0.01	0.02	0.4
ZZ45200		0.89	17.9	740	7.4	10.1	<0.001	0.01	0.58	1.7	<0.2	0.5	12.9	<0.01	0.02	2.2

***** See Appendix Page for comments regarding this certificate *****

ALS Canada Ltd.
2103 Dollarton Hwy
North Vancouver BC V7H 0A7
Phone: 604 984 0221 Fax: 604 984 0218 www.alsglobal.com

To: **SILVER RANGE RESOURCES LTD.**
C/O ARCHER, CATHRO & ASSOCIATES (1981) LIMITED
1016- 510 W HASTINGS ST
VANCOUVER BC V6B 1L8

Finalized Date: 21- SEP- 2012
Account: RANSIL

Project: KEG (VAT)

CERTIFICATE OF ANALYSIS WH12202880

Sample Description	Method	ME-MS41	ME-MS41	ME-MS41	ME-MS41	ME-MS41	ME-MS41	ME-MS41	ME-MS41
	Analyte	Ti	Tl	U	V	W	Y	Zn	Zr
	Units	%	ppm	ppm	ppm	ppm	ppm	ppm	ppm
	LOR	0.005	0.02	0.05	1	0.05	0.05	2	0.5
ZZ45161		0.035	0.27	4.45	40	0.71	5.85	80	<0.5
ZZ45162		0.058	0.18	2.40	34	0.56	5.38	68	0.6
ZZ45163		0.067	0.20	2.24	37	0.66	6.29	71	0.5
ZZ45164		0.035	0.18	3.34	38	0.54	4.40	61	<0.5
ZZ45165		0.054	0.23	3.14	52	0.48	4.87	78	<0.5
ZZ45166		0.060	0.22	2.53	45	0.34	5.31	78	<0.5
ZZ45167		0.047	0.23	2.85	47	0.37	4.79	73	<0.5
ZZ45168		0.065	0.16	1.71	38	0.34	5.33	63	1.2
ZZ45169		0.043	0.19	2.02	37	0.24	3.78	58	<0.5
ZZ45170		0.063	0.16	1.46	35	0.26	4.72	62	0.6
ZZ45171		0.036	0.19	2.39	33	0.23	3.25	52	<0.5
ZZ45172		0.053	0.17	1.89	36	0.36	3.33	60	<0.5
ZZ45173		0.045	0.17	2.05	39	0.38	4.19	64	<0.5
ZZ45174		0.059	0.25	2.31	42	0.29	4.89	79	<0.5
ZZ45175		0.070	0.22	2.07	40	0.27	5.55	74	<0.5
ZZ45176		0.044	0.16	1.39	35	0.25	3.00	45	<0.5
ZZ45177		0.036	0.23	3.47	36	1.12	4.07	71	<0.5
ZZ45178		0.049	0.24	2.62	36	0.34	4.96	72	<0.5
ZZ45179		0.052	0.24	3.58	37	0.35	5.43	85	<0.5
ZZ45180		0.044	0.23	4.12	35	0.27	4.27	83	<0.5
ZZ45181		0.058	0.21	2.26	34	0.46	4.57	83	<0.5
ZZ45182		0.053	0.21	4.08	42	0.33	4.57	78	<0.5
ZZ45183		0.044	0.23	5.18	36	0.24	5.21	91	<0.5
ZZ45184		0.042	0.39	7.07	23	0.60	4.56	74	<0.5
ZZ45185		0.044	0.28	6.01	29	0.47	5.38	88	<0.5
ZZ45186		0.043	0.26	6.16	37	0.67	4.37	77	<0.5
ZZ45187		0.042	0.25	4.14	32	0.34	5.02	90	<0.5
ZZ45188		0.055	0.26	3.99	37	0.51	4.07	59	<0.5
ZZ45189		0.049	0.24	5.74	31	0.71	4.45	67	<0.5
ZZ45190		0.050	0.24	3.14	29	0.24	4.31	64	<0.5
ZZ45191		0.042	0.31	2.93	36	0.34	3.57	67	<0.5
ZZ45192		0.043	0.20	2.83	38	0.58	4.44	61	<0.5
ZZ45193		0.059	0.36	4.53	32	0.41	5.82	98	0.7
ZZ45194		0.042	0.27	4.54	37	0.54	4.12	82	<0.5
ZZ45195		0.031	0.16	2.37	26	0.16	1.87	36	<0.5
ZZ45196		0.039	0.32	5.34	39	0.41	4.77	87	<0.5
ZZ45197		0.047	0.16	1.60	39	0.27	2.60	53	<0.5
ZZ45198		0.067	0.18	2.15	35	2.58	4.95	70	0.8
ZZ45199		0.043	0.21	3.45	42	0.29	4.68	71	<0.5
ZZ45200		0.051	0.12	1.08	31	0.33	5.25	58	0.8

***** See Appendix Page for comments regarding this certificate *****

ALS Canada Ltd.
2103 Dollarton Hwy
North Vancouver BC V7H 0A7
Phone: 604 984 0221 Fax: 604 984 0218 www.alsglobal.com

To: **SILVER RANGE RESOURCES LTD.**
C/O ARCHER, CATHRO & ASSOCIATES (1981) LIMITED
1016-510 W HASTINGS ST
VANCOUVER BC V6B 1L8

Finalized Date: 21-SEP-2012
Account: RANSIL

Project: KEG (VAT)

CERTIFICATE OF ANALYSIS WH12202880

Sample Description	Method	WEI-21	Au-ICP21	ME-MS41	ME-MS41	ME-MS41	ME-MS41	ME-MS41	ME-MS41	ME-MS41	ME-MS41	ME-MS41	ME-MS41	ME-MS41	ME-MS41	ME-MS41
	Analyte	Recvd Wt.	Au	Ag	Al	As	Au	B	Ba	Be	Bi	Ca	Cd	Ce	Co	Cr
	Units	kg	ppm	ppm	%	ppm	ppm	ppm	ppm	ppm	ppm	%	ppm	ppm	ppm	ppm
	LOR	0.02	0.001	0.01	0.01	0.1	0.2	10	10	0.05	0.01	0.01	0.01	0.02	0.1	1
ZZ45201		0.28	0.005	0.06	1.73	9.5	<0.2	<10	190	1.13	0.48	0.21	0.32	39.4	9.4	28
ZZ45202		0.19	0.007	0.12	1.72	9.5	<0.2	<10	190	1.38	0.70	0.21	0.28	38.5	9.6	26
ZZ45203		0.24	0.011	0.13	1.33	15.5	<0.2	<10	130	1.18	0.61	0.18	0.24	36.7	7.9	22
ZZ45204		0.21	0.006	0.19	1.36	13.6	<0.2	<10	130	1.15	0.50	0.19	0.28	37.3	7.4	23
ZZ45205		0.23	0.020	0.11	1.37	9.1	<0.2	<10	140	0.90	0.39	0.15	0.31	33.4	7.0	23
ZZ45206		0.22	0.012	0.10	1.12	6.1	<0.2	<10	120	0.82	0.41	0.17	0.22	23.1	5.7	16
ZZ45207		0.21	0.035	0.09	1.42	8.3	<0.2	<10	110	0.87	0.39	0.15	0.28	27.0	7.3	23
ZZ45208		0.23	0.014	0.12	2.09	11.1	<0.2	<10	200	1.96	1.53	0.14	0.32	39.3	10.5	29
ZZ45209		0.20	0.008	0.16	1.22	5.9	<0.2	<10	160	1.00	0.49	0.23	0.26	27.7	5.3	17
ZZ45210		0.18	0.006	0.10	1.41	8.5	<0.2	<10	140	0.85	0.32	0.26	0.35	40.6	8.2	25
ZZ45211		0.22	0.005	0.09	1.48	7.9	<0.2	<10	120	0.80	0.36	0.23	0.23	33.8	6.4	23
ZZ45212		0.22	0.007	0.14	1.49	5.9	<0.2	<10	120	0.91	0.48	0.18	0.15	28.3	6.4	18
ZZ45213		0.25	0.010	0.06	1.32	7.2	<0.2	<10	100	0.89	0.61	0.19	0.18	30.2	7.7	22
ZZ45214		0.25	0.007	0.07	1.44	6.1	<0.2	<10	120	1.08	0.38	0.31	0.21	41.1	7.2	22
ZZ45215		0.23	0.011	0.06	1.58	7.5	<0.2	<10	130	1.04	0.48	0.19	0.31	30.1	8.5	25
ZZ45216		0.26	0.003	0.16	1.38	7.0	<0.2	<10	130	1.02	0.46	0.25	0.19	28.5	6.2	20
ZZ45217		0.21	0.015	0.03	1.09	6.2	<0.2	<10	70	0.62	0.57	0.15	0.28	27.5	7.3	18
ZZ45218		0.31	0.011	0.05	1.36	7.7	<0.2	<10	130	0.80	0.49	0.23	0.34	33.9	8.3	22
ZZ45219		0.24	0.008	0.10	1.38	6.0	<0.2	<10	120	0.62	1.00	0.15	0.20	25.6	6.1	18
ZZ45220		0.28	0.007	0.06	1.20	6.2	<0.2	<10	110	0.53	0.40	0.23	0.21	29.4	6.7	22
ZZ45221		0.21	0.006	0.12	1.41	9.3	<0.2	<10	130	1.16	0.96	0.17	0.19	31.2	6.3	19
ZZ45222		0.26	0.007	0.08	1.48	8.0	<0.2	<10	120	1.28	0.47	0.18	0.19	42.5	8.9	22
ZZ45223		0.23	0.007	0.33	0.86	3.6	<0.2	<10	90	1.08	0.96	0.20	0.64	20.9	4.2	12
ZZ45224		0.28	0.006	0.12	1.72	5.4	<0.2	<10	110	2.55	0.89	0.14	0.26	64.8	7.0	19
ZZ45225		0.30	0.005	0.14	1.57	5.2	<0.2	<10	90	2.52	1.37	0.27	0.27	47.0	7.4	20
ZZ45226		0.30	0.002	0.05	1.31	0.7	<0.2	<10	60	1.87	1.17	0.67	0.10	31.8	2.3	4
ZZ45227		0.25	0.016	0.06	1.46	8.4	<0.2	<10	90	0.75	0.65	0.09	0.19	34.1	6.1	21
ZZ45228		0.33	0.002	0.36	1.10	6.1	<0.2	<10	80	2.88	1.40	0.15	0.16	31.5	4.9	11
ZZ45229		0.17	0.014	0.06	1.82	12.0	<0.2	<10	90	0.47	0.32	0.14	0.19	26.0	7.5	34
ZZ45230		0.26	0.012	0.06	1.95	9.5	<0.2	<10	120	0.83	0.69	0.13	0.16	33.2	7.4	26
ZZ45231		0.23	0.019	0.61	0.64	153.5	<0.2	<10	110	0.40	1.09	0.06	0.16	24.8	0.4	3
ZZ45232		0.28	0.012	0.07	2.19	6.1	<0.2	<10	130	2.00	1.11	0.47	0.07	42.2	5.2	14
ZZ45233		0.24	0.040	0.38	1.33	7.8	<0.2	<10	90	1.71	1.30	0.15	0.19	32.2	5.9	14
ZZ45234		0.21	0.062	2.40	1.17	7.1	<0.2	<10	70	1.45	6.61	0.20	1.34	46.8	7.2	18
ZZ45235		0.25	0.060	0.09	1.45	7.9	<0.2	<10	100	1.23	1.15	0.16	0.25	36.3	7.2	21
ZZ45236		0.26	0.058	0.07	1.47	7.4	<0.2	<10	80	1.29	0.63	0.09	0.20	35.1	5.7	19
ZZ45237		0.26	0.003	0.05	1.77	6.6	<0.2	<10	170	2.44	0.86	0.28	0.22	48.8	10.5	19
ZZ45238		0.22	0.008	0.13	1.10	7.4	<0.2	<10	80	1.01	1.00	0.18	0.30	30.9	7.2	19
ZZ45239		0.25	0.007	0.05	0.82	22.7	<0.2	<10	50	0.61	0.44	0.15	0.26	45.0	5.8	18
ZZ45240		0.23	0.034	0.08	1.45	8.7	<0.2	<10	110	0.98	0.41	0.11	0.34	35.3	8.1	25

***** See Appendix Page for comments regarding this certificate *****

ALS Canada Ltd.
2103 Dollarton Hwy
North Vancouver BC V7H 0A7
Phone: 604 984 0221 Fax: 604 984 0218 www.alsglobal.com

To: **SILVER RANGE RESOURCES LTD.**
C/O ARCHER, CATHRO & ASSOCIATES (1981) LIMITED
1016-510 W HASTINGS ST
VANCOUVER BC V6B 1L8

Finalized Date: 21-SEP-2012
Account: RANSIL

Project: KEG (VAT)

CERTIFICATE OF ANALYSIS WH12202880

Sample Description	Method	ME-MS41	ME-MS41	ME-MS41	ME-MS41	ME-MS41	ME-MS41	ME-MS41	ME-MS41	ME-MS41	ME-MS41	ME-MS41	ME-MS41	ME-MS41	ME-MS41	ME-MS41
	Analyte	Cs	Cu	Fe	Ga	Ge	Hf	Hg	In	K	La	Li	Mg	Mn	Mo	Na
	Units	ppm	ppm	%	ppm	ppm	ppm	ppm	ppm	%	ppm	ppm	%	ppm	ppm	%
	LOR	0.05	0.2	0.01	0.05	0.05	0.02	0.01	0.005	0.01	0.2	0.1	0.01	5	0.05	0.01
ZZ45201		2.82	17.8	2.60	6.79	0.06	<0.02	0.02	0.023	0.11	20.1	31.3	0.50	478	1.33	0.01
ZZ45202		3.28	18.7	2.60	6.96	<0.05	<0.02	0.03	0.027	0.11	17.6	32.3	0.47	527	1.34	0.01
ZZ45203		2.53	15.3	2.24	5.46	0.05	<0.02	0.02	0.025	0.09	19.0	22.7	0.39	445	1.16	0.01
ZZ45204		2.26	15.0	2.22	5.41	0.05	<0.02	0.02	0.025	0.08	17.6	20.5	0.39	368	1.18	0.01
ZZ45205		2.12	15.7	2.17	6.10	0.05	<0.02	0.03	0.021	0.07	15.7	18.8	0.35	314	1.48	0.01
ZZ45206		1.83	14.7	1.71	4.81	<0.05	<0.02	0.03	0.017	0.06	10.9	15.4	0.28	274	0.98	0.01
ZZ45207		1.92	13.9	2.22	5.59	<0.05	<0.02	0.07	0.020	0.07	13.4	22.4	0.37	350	1.31	0.01
ZZ45208		4.02	20.6	2.94	7.99	0.05	<0.02	0.04	0.034	0.09	18.6	32.7	0.51	715	1.56	0.01
ZZ45209		1.96	14.2	1.66	4.67	<0.05	<0.02	0.03	0.018	0.07	13.8	19.1	0.30	240	0.92	0.01
ZZ45210		1.86	16.7	2.22	5.32	0.07	0.02	0.02	0.019	0.09	20.6	25.5	0.46	355	1.15	0.01
ZZ45211		2.21	14.7	2.09	5.56	0.05	<0.02	0.02	0.020	0.08	17.6	25.5	0.43	257	1.10	0.01
ZZ45212		2.42	16.2	2.01	5.43	<0.05	<0.02	0.02	0.023	0.07	13.8	20.0	0.32	341	0.96	0.02
ZZ45213		2.85	12.8	2.22	5.64	<0.05	<0.02	0.02	0.020	0.09	14.1	23.5	0.41	391	1.24	0.01
ZZ45214		2.74	16.6	2.09	5.01	0.07	0.02	0.01	0.016	0.09	20.1	27.9	0.45	356	0.91	0.01
ZZ45215		2.82	13.6	2.34	5.83	0.05	<0.02	0.02	0.022	0.08	14.8	29.1	0.45	383	1.15	0.01
ZZ45216		2.47	13.9	1.86	5.42	0.05	<0.02	0.02	0.018	0.09	14.5	25.7	0.36	310	0.89	0.01
ZZ45217		1.95	11.2	1.87	4.61	<0.05	<0.02	0.03	0.017	0.08	13.0	22.1	0.32	350	0.90	0.01
ZZ45218		1.83	15.6	2.04	4.72	0.06	0.03	0.02	0.020	0.09	16.4	27.1	0.41	375	1.15	0.01
ZZ45219		1.77	16.3	1.81	4.85	<0.05	<0.02	0.03	0.018	0.08	12.0	20.3	0.30	295	0.98	0.02
ZZ45220		1.96	15.7	2.02	4.47	0.06	0.02	0.02	0.014	0.11	14.4	22.3	0.40	286	0.95	0.01
ZZ45221		3.20	16.3	2.04	5.53	0.05	<0.02	0.03	0.022	0.09	14.8	24.4	0.32	333	1.12	0.01
ZZ45222		2.82	15.8	2.32	6.51	0.06	<0.02	0.03	0.022	0.11	20.3	35.5	0.43	371	1.21	0.01
ZZ45223		3.58	11.7	1.62	5.36	<0.05	<0.02	0.05	0.023	0.07	9.7	8.9	0.13	236	1.08	0.01
ZZ45224		4.91	10.5	2.95	8.95	0.06	<0.02	0.04	0.037	0.16	29.4	40.7	0.42	391	1.11	0.01
ZZ45225		4.51	19.9	2.34	6.25	0.07	<0.02	0.02	0.023	0.15	24.0	27.9	0.44	435	0.91	0.01
ZZ45226		2.05	7.5	0.80	5.16	0.05	0.04	<0.01	0.007	0.13	16.0	40.8	0.27	289	0.17	<0.01
ZZ45227		3.98	11.2	2.79	9.42	<0.05	<0.02	0.04	0.022	0.14	15.4	27.5	0.37	280	1.54	0.01
ZZ45228		6.23	12.2	3.05	4.08	<0.05	<0.02	0.03	0.031	0.10	13.7	30.7	0.22	282	3.38	0.01
ZZ45229		5.47	13.0	3.23	8.79	<0.05	<0.02	0.02	0.024	0.07	12.5	24.6	0.53	312	1.85	0.01
ZZ45230		3.89	12.2	3.02	8.96	<0.05	<0.02	0.03	0.026	0.09	16.1	24.5	0.49	292	1.74	0.01
ZZ45231		1.42	3.3	2.65	2.38	<0.05	<0.02	0.01	0.022	0.17	12.2	8.9	0.02	<5	0.57	0.03
ZZ45232		5.49	10.3	2.05	9.58	<0.05	<0.02	0.01	0.024	0.12	22.1	35.3	0.46	902	1.02	0.01
ZZ45233		3.63	12.5	2.08	4.39	0.05	0.03	0.03	0.023	0.06	14.4	18.4	0.29	394	0.86	<0.01
ZZ45234		3.80	82.7	2.38	4.40	0.06	0.04	0.04	0.029	0.06	21.7	19.6	0.36	389	1.19	0.01
ZZ45235		4.60	14.2	2.55	6.19	0.05	<0.02	0.03	0.020	0.09	17.5	29.7	0.43	338	1.30	0.01
ZZ45236		4.38	12.2	2.71	8.89	0.05	<0.02	0.05	0.030	0.12	16.6	30.1	0.36	274	1.48	<0.01
ZZ45237		7.20	18.6	2.78	7.61	0.07	0.02	0.02	0.024	0.16	23.7	52.9	0.49	448	1.10	0.01
ZZ45238		2.04	19.3	2.03	3.62	0.06	0.03	0.04	0.022	0.07	15.2	19.1	0.33	278	1.16	<0.01
ZZ45239		1.75	12.0	2.31	5.03	0.05	<0.02	<0.01	0.018	0.07	23.6	9.1	0.25	342	1.28	<0.01
ZZ45240		2.65	17.6	2.62	5.93	<0.05	<0.02	0.03	0.026	0.06	17.2	21.2	0.41	319	1.49	0.01

***** See Appendix Page for comments regarding this certificate *****

ALS Canada Ltd.
2103 Dollarton Hwy
North Vancouver BC V7H 0A7
Phone: 604 984 0221 Fax: 604 984 0218 www.alsglobal.com

To: **SILVER RANGE RESOURCES LTD.**
C/O ARCHER, CATHRO & ASSOCIATES (1981) LIMITED
1016-510 W HASTINGS ST
VANCOUVER BC V6B 1L8

Finalized Date: 21-SEP-2012
Account: RANSIL

Project: KEG (VAT)

CERTIFICATE OF ANALYSIS WH12202880

Sample Description	Method	ME-MS41	ME-MS41	ME-MS41	ME-MS41	ME-MS41	ME-MS41	ME-MS41	ME-MS41	ME-MS41	ME-MS41	ME-MS41	ME-MS41	ME-MS41	ME-MS41	ME-MS41
	Analyte	Nb	Ni	P	Pb	Rb	Re	S	Sb	Sc	Se	Sn	Sr	Ta	Te	Th
	Units	ppm	ppm	ppm	ppm	ppm	ppm	%	ppm	ppm	ppm	ppm	ppm	ppm	ppm	ppm
	LOR	0.05	0.2	10	0.2	0.1	0.001	0.01	0.05	0.1	0.2	0.2	0.2	0.01	0.01	0.2
ZZ45201		0.74	21.2	850	14.4	23.0	0.001	0.01	0.88	2.3	0.2	1.0	17.2	<0.01	0.02	1.2
ZZ45202		0.74	20.7	840	18.9	24.2	<0.001	0.02	0.97	2.1	0.4	1.1	18.0	<0.01	0.03	0.9
ZZ45203		0.45	16.2	750	25.2	19.6	<0.001	0.02	1.88	1.5	<0.2	0.8	15.1	<0.01	0.02	1.0
ZZ45204		0.41	17.5	720	20.4	17.8	<0.001	0.02	1.39	1.3	0.4	0.7	16.1	<0.01	0.04	0.7
ZZ45205		0.47	17.9	680	13.1	14.9	<0.001	0.02	0.84	1.1	0.4	0.8	14.3	<0.01	0.05	0.3
ZZ45206		0.46	13.6	760	11.0	12.8	0.001	0.03	0.62	1.0	0.3	0.6	13.9	<0.01	0.03	0.4
ZZ45207		0.60	17.9	690	14.0	14.8	<0.001	0.03	0.76	1.1	0.2	0.8	13.7	<0.01	0.04	0.4
ZZ45208		0.61	20.3	890	63.1	22.3	<0.001	0.03	1.08	1.8	0.5	1.2	21.7	<0.01	0.04	0.6
ZZ45209		0.48	13.1	790	13.6	14.4	<0.001	0.02	0.67	1.2	<0.2	0.6	20.0	<0.01	0.04	0.4
ZZ45210		1.02	20.0	1010	11.2	17.7	<0.001	<0.01	0.73	3.4	0.3	0.7	16.5	<0.01	0.01	3.9
ZZ45211		0.92	17.1	890	11.7	17.5	0.001	0.01	0.68	2.4	0.2	0.8	17.3	<0.01	0.01	1.8
ZZ45212		0.67	11.7	790	15.2	17.7	<0.001	0.02	0.65	1.8	0.4	0.7	16.7	<0.01	0.04	0.9
ZZ45213		1.01	16.7	640	14.0	18.7	<0.001	0.01	0.75	2.1	0.2	0.8	15.2	<0.01	0.02	1.6
ZZ45214		1.29	16.8	980	11.3	17.2	<0.001	<0.01	0.65	3.2	0.3	0.9	19.8	<0.01	0.02	4.8
ZZ45215		1.13	18.8	670	13.5	18.7	<0.001	0.01	0.67	2.4	<0.2	0.9	15.4	<0.01	0.01	1.6
ZZ45216		0.80	13.8	800	12.9	19.8	0.001	0.02	0.47	2.0	0.4	0.9	18.5	<0.01	0.02	1.0
ZZ45217		1.15	15.1	570	12.9	17.1	<0.001	0.01	0.59	1.7	0.2	0.8	9.4	<0.01	0.04	1.7
ZZ45218		1.41	21.5	800	9.9	17.4	<0.001	0.01	0.62	2.5	0.5	0.8	14.2	<0.01	0.05	3.3
ZZ45219		0.78	14.2	820	9.3	15.7	<0.001	0.02	0.51	1.6	0.6	0.7	10.9	0.01	0.03	0.8
ZZ45220		1.22	17.4	840	8.7	17.4	0.001	<0.01	0.55	2.4	<0.2	0.8	14.6	<0.01	0.02	3.2
ZZ45221		0.66	13.8	840	18.3	21.5	0.001	0.01	0.67	1.6	0.5	1.0	14.2	<0.01	0.03	0.8
ZZ45222		0.97	20.4	680	17.5	25.5	<0.001	0.01	0.70	2.1	0.5	1.0	20.4	<0.01	0.05	2.1
ZZ45223		0.48	8.9	1370	30.4	18.8	<0.001	0.13	0.44	0.3	0.5	1.0	20.7	<0.01	0.04	<0.2
ZZ45224		0.58	12.6	800	27.4	39.4	<0.001	0.03	0.60	1.9	0.5	2.3	12.8	<0.01	0.01	2.1
ZZ45225		1.16	16.9	930	23.1	27.9	<0.001	<0.01	0.57	2.6	0.5	1.3	46.7	<0.01	0.03	5.5
ZZ45226		1.05	3.6	490	28.5	20.0	<0.001	<0.01	0.29	1.1	<0.2	1.3	36.0	<0.01	0.02	4.7
ZZ45227		1.36	13.2	440	19.2	31.6	<0.001	0.04	0.98	1.9	<0.2	1.3	16.8	<0.01	0.05	1.1
ZZ45228		0.71	10.3	860	89.9	19.2	<0.001	0.09	3.69	1.2	0.3	0.7	66.1	<0.01	0.02	1.9
ZZ45229		1.33	19.2	350	18.0	17.1	<0.001	0.02	0.95	2.2	0.3	0.8	11.3	<0.01	0.05	0.8
ZZ45230		1.63	18.0	490	19.2	18.7	<0.001	0.02	0.98	2.5	0.2	1.2	30.2	<0.01	0.05	2.0
ZZ45231		0.15	0.9	650	37.2	15.6	<0.001	0.36	32.6	0.3	<0.2	2.3	105.5	<0.01	0.02	3.9
ZZ45232		1.17	9.4	570	18.6	25.7	<0.001	0.01	0.74	1.5	0.4	1.9	173.0	<0.01	0.01	1.5
ZZ45233		0.54	11.6	500	41.5	16.9	<0.001	0.01	3.28	1.4	0.2	0.7	18.7	<0.01	0.04	2.2
ZZ45234		0.59	17.1	860	256	12.5	<0.001	0.02	10.45	1.6	0.3	0.6	18.4	<0.01	0.04	2.7
ZZ45235		0.85	16.5	550	32.1	22.2	0.001	0.01	1.23	1.8	<0.2	1.4	20.6	<0.01	0.02	1.3
ZZ45236		0.90	13.9	660	18.5	36.8	<0.001	0.05	0.83	1.0	<0.2	1.6	17.1	<0.01	0.04	0.3
ZZ45237		1.67	21.1	670	25.5	34.5	<0.001	0.02	0.94	2.3	0.7	1.8	99.7	<0.01	0.02	3.6
ZZ45238		1.20	17.0	750	28.9	13.5	<0.001	0.02	0.74	1.9	0.3	0.5	16.7	<0.01	0.02	2.9
ZZ45239		0.30	13.0	850	32.2	29.5	<0.001	0.03	0.68	0.5	<0.2	0.5	10.7	<0.01	0.02	0.2
ZZ45240		0.62	19.9	800	25.5	15.0	<0.001	0.05	0.76	1.2	0.5	0.7	11.7	<0.01	0.05	0.3

***** See Appendix Page for comments regarding this certificate *****

ALS Canada Ltd.
2103 Dollarton Hwy
North Vancouver BC V7H 0A7
Phone: 604 984 0221 Fax: 604 984 0218 www.alsglobal.com

To: **SILVER RANGE RESOURCES LTD.**
C/O ARCHER, CATHRO & ASSOCIATES (1981) LIMITED
1016-510 W HASTINGS ST
VANCOUVER BC V6B 1L8

Finalized Date: 21-SEP-2012
Account: RANSIL

Project: KEG (VAT)

CERTIFICATE OF ANALYSIS WH12202880

Sample Description	Method	ME-MS41	ME-MS41	ME-MS41	ME-MS41	ME-MS41	ME-MS41	ME-MS41	ME-MS41
	Analyte	Ti	Tl	U	V	W	Y	Zn	Zr
	Units	%	ppm	ppm	ppm	ppm	ppm	ppm	ppm
	LOR	0.005	0.02	0.05	1	0.05	0.05	2	0.5
ZZ45201		0.060	0.22	3.57	47	0.41	7.47	85	<0.5
ZZ45202		0.054	0.25	3.92	46	0.36	6.96	89	<0.5
ZZ45203		0.040	0.26	4.52	38	0.27	6.44	86	<0.5
ZZ45204		0.039	0.20	4.13	39	0.34	6.24	80	<0.5
ZZ45205		0.040	0.16	2.54	42	0.30	5.49	67	<0.5
ZZ45206		0.037	0.13	2.38	32	0.23	4.33	57	<0.5
ZZ45207		0.041	0.15	2.03	41	0.31	4.43	64	<0.5
ZZ45208		0.038	0.27	5.49	52	0.40	6.76	108	<0.5
ZZ45209		0.041	0.13	3.45	32	0.63	6.31	60	<0.5
ZZ45210		0.074	0.17	3.90	42	0.43	9.39	77	0.7
ZZ45211		0.058	0.18	2.76	40	0.29	6.66	68	<0.5
ZZ45212		0.054	0.17	3.59	42	0.23	5.72	62	<0.5
ZZ45213		0.059	0.16	1.62	41	0.25	5.21	71	<0.5
ZZ45214		0.077	0.19	8.70	39	0.28	8.85	70	0.9
ZZ45215		0.063	0.19	3.09	44	0.40	4.90	69	<0.5
ZZ45216		0.056	0.18	6.76	35	0.32	6.35	66	<0.5
ZZ45217		0.060	0.14	1.61	34	0.38	4.78	61	<0.5
ZZ45218		0.069	0.16	2.24	38	0.24	6.44	73	1.0
ZZ45219		0.052	0.16	3.36	36	0.27	5.52	58	<0.5
ZZ45220		0.074	0.17	3.00	38	0.31	6.04	66	0.6
ZZ45221		0.042	0.22	10.45	35	0.27	6.60	70	<0.5
ZZ45222		0.062	0.23	2.30	41	0.32	6.32	81	<0.5
ZZ45223		0.014	0.19	5.08	26	0.23	3.66	76	<0.5
ZZ45224		0.045	0.40	5.82	41	0.21	6.71	112	<0.5
ZZ45225		0.052	0.28	8.45	31	0.29	8.89	101	<0.5
ZZ45226		0.023	0.27	1.96	4	0.09	7.15	53	1.1
ZZ45227		0.079	0.28	1.22	55	0.30	3.34	82	<0.5
ZZ45228		0.022	0.53	9.62	18	0.16	5.10	99	<0.5
ZZ45229		0.085	0.25	0.68	69	0.44	3.33	74	<0.5
ZZ45230		0.065	0.32	1.09	56	0.36	3.99	78	<0.5
ZZ45231		<0.005	1.18	2.55	3	0.14	1.16	12	0.5
ZZ45232		0.048	0.39	1.24	34	0.19	5.36	61	<0.5
ZZ45233		0.015	0.29	2.79	24	0.43	4.33	99	0.7
ZZ45234		0.039	0.28	4.49	34	0.42	6.65	564	<0.5
ZZ45235		0.064	0.24	2.25	43	0.50	4.93	99	<0.5
ZZ45236		0.052	0.25	1.74	43	0.27	4.59	88	<0.5
ZZ45237		0.073	0.41	5.92	34	0.20	7.42	108	0.5
ZZ45238		0.052	0.15	2.70	32	0.20	5.73	77	0.9
ZZ45239		0.029	0.12	2.29	40	0.23	5.16	86	<0.5
ZZ45240		0.043	0.17	2.01	46	0.27	4.94	92	<0.5

***** See Appendix Page for comments regarding this certificate *****

ALS Canada Ltd.
2103 Dollarton Hwy
North Vancouver BC V7H 0A7
Phone: 604 984 0221 Fax: 604 984 0218 www.alsglobal.com

To: **SILVER RANGE RESOURCES LTD.**
C/O ARCHER, CATHRO & ASSOCIATES (1981) LIMITED
1016-510 W HASTINGS ST
VANCOUVER BC V6B 1L8

Finalized Date: 21-SEP-2012
Account: RANSIL

Project: KEG (VAT)

CERTIFICATE OF ANALYSIS WH12202880

Sample Description	Method	WEI-21	Au-ICP21	ME-MS41	ME-MS41	ME-MS41	ME-MS41	ME-MS41	ME-MS41	ME-MS41	ME-MS41	ME-MS41	ME-MS41	ME-MS41	ME-MS41	ME-MS41
	Analyte	Recvd Wt.	Au	Ag	Al	As	Au	B	Ba	Be	Bi	Ca	Cd	Ce	Co	Cr
	Units	kg	ppm	ppm	%	ppm	ppm	ppm	ppm	ppm	ppm	%	ppm	ppm	ppm	ppm
	LOR	0.02	0.001	0.01	0.01	0.1	0.2	10	10	0.05	0.01	0.01	0.01	0.02	0.1	1
ZZ45241		0.27	0.026	0.25	1.13	8.4	<0.2	<10	90	1.20	1.70	0.13	0.38	37.4	7.7	22
ZZ45242		0.24	0.012	0.18	1.36	8.7	<0.2	<10	140	1.93	1.00	0.16	0.30	51.5	8.2	19
ZZ45243		0.23	0.052	0.11	1.42	6.7	<0.2	<10	140	1.91	0.58	0.30	0.34	53.4	8.6	22
ZZ45244		0.23	0.047	0.05	1.97	4.2	<0.2	<10	90	1.21	0.81	0.20	0.15	33.7	6.5	18
ZZ45245		0.15	0.171	0.07	1.16	8.7	<0.2	<10	80	1.24	1.26	0.15	0.44	25.0	7.2	24
ZZ45246		0.25	0.075	0.14	1.71	7.4	<0.2	<10	110	1.53	1.88	0.16	0.21	66.1	8.2	25
ZZ45247		0.26	0.002	0.06	0.91	3.8	<0.2	<10	60	1.51	0.87	0.11	0.19	105.5	4.6	11
ZZ45248		0.32	0.008	0.05	1.60	12.4	<0.2	<10	90	1.17	1.28	0.10	0.20	25.0	4.6	17
ZZ45249		0.15	0.011	0.07	1.13	8.9	<0.2	<10	100	0.52	0.52	0.11	0.34	25.1	5.8	24
ZZ45250		0.18	0.006	0.04	1.43	10.7	<0.2	<10	90	0.75	0.48	0.08	0.22	28.0	6.1	25

***** See Appendix Page for comments regarding this certificate *****

ALS Canada Ltd.
2103 Dollarton Hwy
North Vancouver BC V7H 0A7
Phone: 604 984 0221 Fax: 604 984 0218 www.alsglobal.com

To: **SILVER RANGE RESOURCES LTD.**
C/O ARCHER, CATHRO & ASSOCIATES (1981) LIMITED
1016- 510 W HASTINGS ST
VANCOUVER BC V6B 1L8

Finalized Date: 21- SEP- 2012
Account: RANSIL

Project: KEG (VAT)

CERTIFICATE OF ANALYSIS WH12202880

Sample Description	Method	ME-MS41	ME-MS41	ME-MS41	ME-MS41	ME-MS41	ME-MS41	ME-MS41	ME-MS41	ME-MS41	ME-MS41	ME-MS41	ME-MS41	ME-MS41	ME-MS41	ME-MS41
	Analyte	Cs	Cu	Fe	Ga	Ge	Hf	Hg	In	K	La	Li	Mg	Mn	Mo	Na
	Units	ppm	ppm	%	ppm	ppm	ppm	ppm	ppm	%	ppm	ppm	%	ppm	ppm	%
	LOR	0.05	0.2	0.01	0.05	0.05	0.02	0.01	0.005	0.01	0.2	0.1	0.01	5	0.05	0.01
ZZ45241		2.25	16.7	2.28	3.78	0.05	<0.02	0.04	0.021	0.06	18.0	17.0	0.34	388	1.32	<0.01
ZZ45242		3.56	15.1	2.65	5.01	0.06	0.02	0.03	0.034	0.07	26.7	21.5	0.33	514	1.14	0.01
ZZ45243		4.05	14.7	2.56	5.87	0.10	0.04	0.02	0.025	0.18	27.1	36.5	0.49	451	0.94	0.01
ZZ45244		3.91	8.5	2.00	8.23	0.05	0.02	0.02	0.034	0.30	16.5	71.1	0.51	351	0.69	0.01
ZZ45245		1.88	14.7	2.29	4.74	0.05	<0.02	0.01	0.021	0.08	11.4	18.1	0.41	232	1.30	0.01
ZZ45246		5.07	18.5	2.70	8.50	0.08	0.02	0.03	0.031	0.16	30.7	55.3	0.54	319	1.36	0.01
ZZ45247		2.60	8.5	1.67	3.07	0.10	0.02	0.02	0.023	0.06	49.9	9.7	0.17	131	0.77	<0.01
ZZ45248		5.01	11.8	2.07	8.11	<0.05	<0.02	0.03	0.022	0.19	11.6	39.1	0.34	262	0.96	0.01
ZZ45249		2.18	12.2	2.28	8.94	<0.05	<0.02	0.04	0.022	0.06	11.7	14.0	0.32	220	1.71	<0.01
ZZ45250		3.43	12.3	2.58	8.98	<0.05	<0.02	0.06	0.024	0.09	12.7	21.3	0.34	291	1.83	<0.01

***** See Appendix Page for comments regarding this certificate *****

ALS Canada Ltd.
2103 Dollarton Hwy
North Vancouver BC V7H 0A7
Phone: 604 984 0221 Fax: 604 984 0218 www.alsglobal.com

To: **SILVER RANGE RESOURCES LTD.**
C/O ARCHER, CATHRO & ASSOCIATES (1981) LIMITED
1016-510 W HASTINGS ST
VANCOUVER BC V6B 1L8

Finalized Date: 21-SEP-2012
Account: RANSIL

Project: KEG (VAT)

CERTIFICATE OF ANALYSIS WH12202880

Sample Description	Method	ME-MS41	ME-MS41	ME-MS41	ME-MS41	ME-MS41	ME-MS41	ME-MS41	ME-MS41	ME-MS41	ME-MS41	ME-MS41	ME-MS41	ME-MS41	ME-MS41	ME-MS41
	Analyte	Nb	Ni	P	Pb	Rb	Re	S	Sb	Sc	Se	Sn	Sr	Ta	Te	Th
	Units	ppm	ppm	ppm	ppm	ppm	ppm	%	ppm	ppm	ppm	ppm	ppm	ppm	ppm	ppm
	LOR	0.05	0.2	10	0.2	0.1	0.001	0.01	0.05	0.1	0.2	0.2	0.2	0.01	0.01	0.2
ZZ45241		0.59	19.5	650	33.2	12.6	<0.001	0.02	1.18	1.5	0.4	0.5	9.9	<0.01	0.03	1.4
ZZ45242		0.54	16.9	760	34.3	19.8	<0.001	0.03	1.76	1.7	0.4	0.8	13.8	<0.01	0.04	1.9
ZZ45243		1.34	18.9	1070	22.1	32.1	0.001	0.01	1.28	3.4	0.6	1.2	20.6	<0.01	0.03	6.3
ZZ45244		2.01	12.5	740	16.2	47.7	<0.001	0.02	0.40	3.2	0.4	1.9	19.7	<0.01	0.01	3.9
ZZ45245		1.09	18.9	620	12.0	16.1	<0.001	0.05	0.78	1.7	0.3	0.6	12.3	<0.01	0.02	0.6
ZZ45246		1.23	18.4	700	22.4	36.3	<0.001	0.05	0.87	2.3	0.6	2.0	20.3	<0.01	0.03	2.3
ZZ45247		0.44	9.3	710	44.6	15.3	<0.001	0.02	0.56	1.1	0.7	0.4	13.6	<0.01	0.02	8.0
ZZ45248		1.43	10.2	580	19.2	50.7	<0.001	0.05	0.59	1.1	0.3	2.3	65.2	<0.01	0.02	0.4
ZZ45249		1.25	15.1	540	17.8	12.0	<0.001	0.04	0.80	1.4	<0.2	1.0	11.2	<0.01	0.02	0.4
ZZ45250		1.19	15.9	620	18.6	24.1	<0.001	0.04	0.96	1.1	0.6	1.1	8.7	<0.01	0.04	0.3

***** See Appendix Page for comments regarding this certificate *****

ALS Canada Ltd.
2103 Dollarton Hwy
North Vancouver BC V7H 0A7
Phone: 604 984 0221 Fax: 604 984 0218 www.alsglobal.com

To: **SILVER RANGE RESOURCES LTD.**
C/ O ARCHER, CATHRO & ASSOCIATES (1981) LIMITED
1016- 510 W HASTINGS ST
VANCOUVER BC V6B 1L8

Finalized Date: 21- SEP- 2012
Account: RANSIL

Project: KEG (VAT)

CERTIFICATE OF ANALYSIS WH12202880

Sample Description	Method	ME- MS41	ME- MS41	ME- MS41	ME- MS41	ME- MS41	ME- MS41	ME- MS41	ME- MS41
	Analyte	Ti	Tl	U	V	W	Y	Zn	Zr
	Units	%	ppm	ppm	ppm	ppm	ppm	ppm	ppm
	LOR	0.005	0.02	0.05	1	0.05	0.05	2	0.5
ZZ45241		0.034	0.20	2.22	38	0.63	5.25	90	<0.5
ZZ45242		0.024	0.37	3.38	34	0.27	7.10	108	<0.5
ZZ45243		0.087	0.29	5.56	39	0.27	9.55	100	1.0
ZZ45244		0.076	0.38	1.38	31	0.22	6.47	76	0.8
ZZ45245		0.059	0.12	1.05	43	0.39	3.81	75	<0.5
ZZ45246		0.087	0.35	3.97	49	0.47	6.09	97	0.5
ZZ45247		0.014	0.14	4.79	18	0.20	6.93	64	0.7
ZZ45248		0.058	0.33	1.61	32	0.83	3.21	75	<0.5
ZZ45249		0.075	0.17	1.10	63	0.58	2.48	67	<0.5
ZZ45250		0.062	0.19	1.02	57	0.33	3.19	67	<0.5

***** See Appendix Page for comments regarding this certificate *****

ALS Canada Ltd.
2103 Dollarton Hwy
North Vancouver BC V7H 0A7
Phone: 604 984 0221 Fax: 604 984 0218 www.alsglobal.com

To: **SILVER RANGE RESOURCES LTD.**
C/O ARCHER, CATHRO & ASSOCIATES (1981) LIMITED
1016- 510 W HASTINGS ST
VANCOUVER BC V6B 1L8

Finalized Date: 21- SEP- 2012
Account: RANSIL

Project: KEG (VAT)

CERTIFICATE OF ANALYSIS WH12202880

Method	CERTIFICATE COMMENTS
ME- MS41	Gold determinations by this method are semi- quantitative due to the small sample weight used (0.5g).

ALS Canada Ltd.
2103 Dollarton Hwy
North Vancouver BC V7H 0A7
Phone: 604 984 0221 Fax: 604 984 0218 www.alsglobal.com

To: **SILVER RANGE RESOURCES LTD.**
C/O ARCHER, CATHRO & ASSOCIATES (1981) LIMITED
1016-510 W HASTINGS ST
VANCOUVER BC V6B 1L8

Finalized Date: 16-SEP-2012
Account: RANSIL

CERTIFICATE WH12202881

Project: KEG (VAT)

P.O. No.:

This report is for 62 Soil samples submitted to our lab in Whitehorse, YT, Canada on 28-AUG-2012.

The following have access to data associated with this certificate:

MATT DUMALA	JOAN MARIACHER	HEATHER SMITH

SAMPLE PREPARATION

ALS CODE	DESCRIPTION
WEI-21	Received Sample Weight
LOG-22	Sample login - Rcd w/o BarCode
SCR-41	Screen to -180um and save both

ANALYTICAL PROCEDURES

ALS CODE	DESCRIPTION	INSTRUMENT
Au-ICP21	Au 30g FA ICP-AES Finish	ICP-AES
ME-MS41	51 anal. aqua regia ICPMS	

To: **SILVER RANGE RESOURCES LTD.**
ATTN: JOAN MARIACHER
C/O ARCHER, CATHRO & ASSOCIATES (1981) LIMITED
1016-510 W HASTINGS ST
VANCOUVER BC V6B 1L8

This is the Final Report and supersedes any preliminary report with this certificate number. Results apply to samples as submitted. All pages of this report have been checked and approved for release.

***** See Appendix Page for comments regarding this certificate *****

Signature:

Colin Ramshaw, Vancouver Laboratory Manager

ALS Canada Ltd.
2103 Dollarton Hwy
North Vancouver BC V7H 0A7
Phone: 604 984 0221 Fax: 604 984 0218 www.alsglobal.com

To: **SILVER RANGE RESOURCES LTD.**
C/O ARCHER, CATHRO & ASSOCIATES (1981) LIMITED
1016-510 W HASTINGS ST
VANCOUVER BC V6B 1L8

Finalized Date: 16-SEP-2012
Account: RANSIL

Project: KEG (VAT)

CERTIFICATE OF ANALYSIS WH12202881

Sample Description	Method	WEI-21	Au-ICP21	ME-MS41	ME-MS41	ME-MS41	ME-MS41	ME-MS41	ME-MS41	ME-MS41	ME-MS41	ME-MS41	ME-MS41	ME-MS41	ME-MS41	ME-MS41
	Analyte	Recvd Wt.	Au	Ag	Al	As	Au	B	Ba	Be	Bi	Ca	Cd	Ce	Co	Cr
	Units	kg	ppm	ppm	%	ppm	ppm	ppm	ppm	ppm	ppm	%	ppm	ppm	ppm	ppm
	LOR	0.02	0.001	0.01	0.01	0.1	0.2	10	10	0.05	0.01	0.01	0.01	0.02	0.1	1
ZZ45251		0.20	0.036	0.03	1.44	8.5	<0.2	<10	90	0.88	1.52	0.13	0.29	31.1	7.6	24
ZZ45252		0.25	0.030	0.05	1.81	5.9	<0.2	<10	100	1.44	3.50	0.15	0.21	44.8	6.8	21
ZZ45253		0.33	<0.001	0.06	0.28	19.3	<0.2	<10	20	0.91	0.91	0.13	0.05	41.2	3.0	2
ZZ45254		0.24	0.006	0.04	2.13	4.4	<0.2	<10	110	1.94	1.56	0.25	0.17	40.7	6.5	19
ZZ45255		0.21	0.051	0.10	0.95	5.4	<0.2	<10	80	0.72	0.90	0.08	0.24	19.00	3.0	14
ZZ45256		0.24	0.056	0.06	2.03	6.6	<0.2	<10	100	1.19	1.03	0.17	0.17	31.8	6.7	23
ZZ45257		0.25	0.065	0.05	1.78	7.5	<0.2	<10	100	1.28	0.86	0.26	0.23	32.5	8.7	25
ZZ45258		0.25	<0.001	0.10	1.84	0.2	<0.2	<10	50	4.83	0.62	0.67	0.04	33.0	3.0	7
ZZ45259		0.31	0.001	0.14	0.44	9.0	<0.2	<10	20	1.19	1.98	0.17	0.14	40.6	6.8	4
ZZ45260		0.27	0.004	0.06	1.76	6.7	<0.2	<10	110	1.35	1.06	0.21	0.19	37.4	9.3	22
ZZ45261		0.28	0.006	0.18	0.87	3.1	<0.2	<10	80	0.98	0.89	0.09	0.20	24.6	2.6	8
ZZ45262		0.29	0.001	0.03	2.07	0.6	<0.2	<10	170	1.94	0.58	0.37	0.14	73.4	11.3	9
ZZ45263		0.30	0.002	0.07	0.95	4.3	<0.2	<10	190	1.35	0.95	0.17	0.11	38.0	5.0	9
ZZ45264		0.21	0.010	0.11	2.27	6.6	<0.2	<10	170	0.86	0.34	0.30	0.12	38.8	7.8	22
ZZ45265		0.28	0.014	0.08	1.45	7.5	<0.2	<10	130	0.88	0.44	0.23	0.21	34.7	7.6	23
ZZ45266		0.21	0.014	0.07	1.42	8.1	<0.2	<10	120	0.51	0.39	0.23	0.21	29.7	7.1	25
ZZ45267		0.21	0.026	0.08	1.26	8.6	<0.2	<10	110	0.67	0.32	0.23	0.33	27.3	8.1	22
ZZ45268		0.24	0.003	0.09	0.65	5.5	<0.2	<10	60	3.40	1.21	0.23	0.51	46.6	6.8	9
ZZ45269		0.22	0.044	0.09	1.36	4.0	<0.2	<10	70	1.91	2.03	0.19	0.25	46.9	5.4	15
ZZ45270		0.30	0.094	0.08	2.31	2.4	<0.2	<10	90	2.47	0.96	0.23	0.23	39.5	9.4	20
ZZ45271		0.22	0.003	0.03	1.26	0.4	<0.2	<10	80	2.58	0.79	0.32	0.21	96.0	5.8	6
ZZ45272		0.25	<0.001	0.04	2.26	2.3	<0.2	<10	90	1.33	0.56	0.20	0.26	44.6	6.1	8
ZZ45273		0.27	<0.001	0.02	0.60	1.6	<0.2	<10	40	2.22	0.53	0.22	0.15	127.0	5.2	6
ZZ45274		0.30	0.003	0.06	1.55	4.1	<0.2	<10	70	1.25	0.97	0.16	0.23	38.5	6.2	17
ZZ45275		0.26	0.003	0.05	2.05	3.4	<0.2	<10	110	1.18	0.69	0.18	0.17	36.7	6.9	16
ZZ45276		0.23	0.003	0.11	1.48	13.1	<0.2	<10	110	1.22	0.72	0.27	0.20	41.6	5.2	15
ZZ45277		0.31	0.004	0.25	1.56	7.8	<0.2	<10	120	1.76	1.11	0.23	0.37	33.6	6.1	17
ZZ45278		0.21	0.001	0.09	1.09	3.0	<0.2	<10	70	0.65	0.22	0.11	0.06	14.60	2.7	7
ZZ45279		0.22	0.001	0.10	1.45	6.7	<0.2	<10	90	0.85	0.56	0.21	0.23	32.6	6.9	20
ZZ45280		0.23	0.001	0.03	1.80	1.9	<0.2	<10	70	1.92	0.97	0.19	0.17	38.3	4.3	12
ZZ45281		0.29	<0.001	0.06	1.49	2.6	<0.2	<10	70	1.36	1.02	0.13	0.18	28.6	3.5	12
ZZ45282		0.24	<0.001	0.09	1.30	1.4	<0.2	<10	60	1.37	0.66	0.14	0.17	22.0	2.3	7
ZZ45283		0.21	0.001	0.05	2.00	2.5	<0.2	<10	100	2.05	0.87	0.16	0.14	45.1	5.1	12
ZZ45284		0.23	<0.001	0.06	1.47	4.3	<0.2	<10	90	1.12	0.75	0.10	0.19	31.4	4.0	15
ZZ45285		0.27	<0.001	0.09	3.64	0.8	<0.2	<10	170	1.01	0.23	1.03	0.16	34.7	8.2	3
ZZ45286		0.21	0.003	0.11	1.17	6.9	<0.2	<10	130	0.89	0.47	0.26	0.26	32.7	5.2	17
ZZ45287		0.28	0.003	0.15	1.35	6.6	<0.2	<10	100	1.30	0.89	0.25	0.25	36.6	6.2	19
ZZ45288		0.25	0.001	0.13	1.51	7.6	<0.2	<10	130	1.02	0.79	0.15	0.26	27.2	4.9	22
ZZ45289		0.20	0.002	0.13	1.59	9.3	<0.2	<10	130	1.10	0.87	0.15	0.30	29.8	6.9	23
ZZ45290		0.21	0.004	0.13	1.15	6.0	<0.2	<10	130	1.17	0.71	0.20	0.26	31.3	4.8	15

***** See Appendix Page for comments regarding this certificate *****

ALS Canada Ltd.
2103 Dollarton Hwy
North Vancouver BC V7H 0A7
Phone: 604 984 0221 Fax: 604 984 0218 www.alsglobal.com

To: **SILVER RANGE RESOURCES LTD.**
C/O ARCHER, CATHRO & ASSOCIATES (1981) LIMITED
1016-510 W HASTINGS ST
VANCOUVER BC V6B 1L8

Finalized Date: 16-SEP-2012
Account: RANSIL

Project: KEG (VAT)

CERTIFICATE OF ANALYSIS WH12202881

Sample Description	Method	ME-MS41	ME-MS41	ME-MS41	ME-MS41	ME-MS41	ME-MS41	ME-MS41	ME-MS41	ME-MS41	ME-MS41	ME-MS41	ME-MS41	ME-MS41	ME-MS41	ME-MS41
	Analyte	Cs	Cu	Fe	Ga	Ge	Hf	Hg	In	K	La	Li	Mg	Mn	Mo	Na
	Units	ppm	ppm	%	ppm	ppm	ppm	ppm	ppm	%	ppm	ppm	%	ppm	ppm	%
	LOR	0.05	0.2	0.01	0.05	0.05	0.02	0.01	0.005	0.01	0.2	0.1	0.01	5	0.05	0.01
ZZ45251		3.38	16.7	2.49	5.48	0.05	0.03	0.04	0.036	0.06	13.4	25.4	0.42	285	1.19	0.01
ZZ45252		5.25	18.4	2.43	8.00	0.06	<0.02	0.05	0.037	0.17	21.4	50.7	0.43	330	1.04	0.01
ZZ45253		1.54	4.3	0.92	1.12	0.06	<0.02	0.03	0.015	0.07	20.1	3.1	0.02	176	0.23	0.01
ZZ45254		6.10	9.8	2.37	9.55	0.07	<0.02	0.04	0.028	0.29	19.4	75.4	0.52	447	0.68	0.02
ZZ45255		4.28	11.5	1.72	7.76	<0.05	<0.02	0.08	0.015	0.14	8.8	16.3	0.15	143	1.46	0.01
ZZ45256		3.85	14.5	2.44	7.75	0.05	<0.02	0.06	0.024	0.16	14.2	48.0	0.46	388	1.26	0.01
ZZ45257		4.15	15.4	2.49	7.22	0.07	0.02	0.04	0.023	0.22	15.7	58.7	0.58	383	1.10	0.01
ZZ45258		4.98	4.6	1.29	8.02	0.05	0.13	0.03	0.012	0.35	16.7	72.8	0.50	274	0.05	0.01
ZZ45259		3.09	14.2	1.91	1.21	0.06	<0.02	0.02	0.016	0.07	20.3	4.8	0.08	348	0.31	<0.01
ZZ45260		5.64	20.5	2.74	6.86	0.06	0.02	0.06	0.034	0.14	17.9	39.1	0.45	366	1.36	0.01
ZZ45261		2.78	9.0	1.53	3.67	<0.05	<0.02	0.05	0.018	0.07	11.3	7.4	0.11	268	0.70	0.01
ZZ45262		4.27	10.4	2.14	9.43	0.10	0.04	0.01	0.039	0.20	32.8	35.7	0.40	962	0.19	0.01
ZZ45263		3.27	13.4	1.42	2.90	0.05	0.04	<0.01	0.024	0.08	19.0	8.8	0.20	208	0.47	0.01
ZZ45264		3.73	17.5	2.34	6.42	0.06	0.06	0.03	0.026	0.06	19.6	29.3	0.62	336	0.98	0.01
ZZ45265		2.30	15.6	2.18	4.69	0.06	0.06	0.02	0.018	0.07	17.2	20.9	0.43	310	1.06	0.01
ZZ45266		2.13	13.5	2.18	5.51	0.05	0.02	0.04	0.024	0.07	14.3	21.4	0.42	270	1.42	0.01
ZZ45267		1.85	16.8	2.25	4.23	<0.05	0.06	0.01	0.015	0.05	12.6	22.2	0.43	292	1.20	0.01
ZZ45268		4.04	14.2	1.82	2.67	0.06	0.06	0.01	0.020	0.07	22.2	12.3	0.17	562	0.60	0.01
ZZ45269		5.13	14.2	2.09	6.74	0.07	<0.02	0.01	0.027	0.14	21.6	36.1	0.35	310	0.73	0.01
ZZ45270		4.84	13.8	2.87	9.55	0.06	0.03	0.03	0.046	0.15	18.5	49.1	0.49	411	0.54	0.01
ZZ45271		3.22	16.1	2.10	4.93	0.09	0.07	<0.01	0.033	0.06	43.6	11.3	0.15	289	0.12	0.01
ZZ45272		4.55	6.7	2.66	8.27	0.05	0.09	0.02	0.046	0.06	15.3	37.1	0.42	900	0.61	0.01
ZZ45273		3.49	8.4	1.53	2.32	0.10	0.02	0.02	0.016	0.08	59.5	8.9	0.11	532	0.42	0.01
ZZ45274		3.97	11.7	2.16	6.62	0.05	0.04	0.01	0.030	0.18	16.2	42.0	0.42	281	0.71	0.01
ZZ45275		5.15	12.1	2.22	8.05	0.07	0.08	0.01	0.032	0.30	15.5	49.7	0.49	364	0.53	0.01
ZZ45276		4.58	11.5	2.04	6.33	0.05	<0.02	0.01	0.025	0.19	18.0	42.8	0.41	319	0.76	0.01
ZZ45277		4.85	23.0	2.17	6.07	<0.05	0.02	0.01	0.022	0.09	15.8	35.4	0.38	423	1.26	0.01
ZZ45278		7.69	12.0	1.16	3.47	<0.05	<0.02	0.02	0.008	0.04	7.6	9.3	0.11	193	0.67	0.02
ZZ45279		2.80	12.8	2.23	5.86	<0.05	<0.02	0.03	0.021	0.10	13.8	32.1	0.39	307	1.04	0.01
ZZ45280		5.71	9.1	1.75	8.22	0.05	0.04	0.01	0.024	0.40	16.9	46.4	0.37	247	0.40	0.01
ZZ45281		3.03	10.3	1.56	6.71	<0.05	<0.02	0.03	0.013	0.17	12.9	25.9	0.29	142	0.52	0.01
ZZ45282		2.57	8.8	1.20	6.37	<0.05	<0.02	0.03	0.011	0.16	10.6	22.1	0.18	144	0.41	0.01
ZZ45283		4.31	11.0	1.98	8.02	0.07	0.03	0.02	0.020	0.26	20.2	38.8	0.39	289	0.45	0.01
ZZ45284		2.80	11.8	1.95	6.15	<0.05	<0.02	0.01	0.023	0.09	14.7	23.5	0.30	163	0.73	0.01
ZZ45285		3.62	8.1	2.66	9.45	<0.05	0.11	0.01	0.030	0.07	12.7	39.7	0.74	862	0.22	0.04
ZZ45286		2.12	14.0	1.82	4.16	0.05	<0.02	<0.01	0.013	0.07	15.3	24.6	0.33	265	0.92	0.01
ZZ45287		2.93	14.6	2.06	4.93	0.05	0.02	<0.01	0.020	0.08	16.9	24.6	0.39	353	0.99	0.01
ZZ45288		2.66	14.2	2.22	6.28	<0.05	<0.02	0.02	0.025	0.06	12.5	16.5	0.28	245	1.42	0.01
ZZ45289		2.89	16.5	2.38	5.55	0.05	<0.02	0.02	0.023	0.07	13.9	23.1	0.37	407	1.22	0.01
ZZ45290		2.99	11.9	1.81	4.46	<0.05	<0.02	0.02	0.017	0.06	14.0	21.1	0.27	243	0.91	0.01

***** See Appendix Page for comments regarding this certificate *****

ALS Canada Ltd.
2103 Dollarton Hwy
North Vancouver BC V7H 0A7
Phone: 604 984 0221 Fax: 604 984 0218 www.alsglobal.com

To: **SILVER RANGE RESOURCES LTD.**
C/O ARCHER, CATHRO & ASSOCIATES (1981) LIMITED
1016-510 W HASTINGS ST
VANCOUVER BC V6B 1L8

Finalized Date: 16-SEP-2012
Account: RANSIL

Project: KEG (VAT)

CERTIFICATE OF ANALYSIS WH12202881

Sample Description	Method	ME-MS41	ME-MS41	ME-MS41	ME-MS41	ME-MS41	ME-MS41	ME-MS41	ME-MS41	ME-MS41	ME-MS41	ME-MS41	ME-MS41	ME-MS41	ME-MS41	ME-MS41
	Analyte	Nb	Ni	P	Pb	Rb	Re	S	Sb	Sc	Se	Sn	Sr	Ta	Te	Th
	Units	ppm	ppm	ppm	ppm	ppm	ppm	%	ppm	ppm	ppm	ppm	ppm	ppm	ppm	ppm
	LOR	0.05	0.2	10	0.2	0.1	0.001	0.01	0.05	0.1	0.2	0.2	0.2	0.01	0.01	0.2
ZZ45251		1.42	20.7	470	18.0	13.5	<0.001	0.03	0.72	2.4	0.5	0.9	10.0	<0.01	0.03	3.4
ZZ45252		1.14	16.0	630	20.5	30.9	<0.001	0.04	0.83	2.2	0.6	1.7	42.4	<0.01	0.02	2.5
ZZ45253		0.17	2.4	720	47.4	11.5	<0.001	0.02	6.44	0.7	0.4	0.4	8.3	<0.01	0.01	8.4
ZZ45254		1.99	12.6	820	21.8	51.1	<0.001	0.04	0.48	2.9	0.6	3.1	120.5	<0.01	0.02	3.3
ZZ45255		1.18	8.8	820	14.3	40.8	<0.001	0.11	0.72	0.7	0.5	1.5	8.9	<0.01	0.06	0.2
ZZ45256		1.55	17.2	610	18.8	30.3	0.001	0.05	0.73	1.9	0.7	1.3	52.0	<0.01	0.05	1.1
ZZ45257		2.19	22.4	800	14.3	43.1	<0.001	0.03	0.73	3.5	0.7	1.4	23.1	<0.01	0.01	3.8
ZZ45258		0.57	4.5	630	22.1	52.9	<0.001	0.01	0.12	2.3	0.3	2.4	62.0	<0.01	0.02	6.5
ZZ45259		0.12	11.4	580	72.6	9.4	<0.001	0.01	20.1	1.1	0.6	0.2	10.3	<0.01	0.03	8.3
ZZ45260		1.15	21.5	840	22.3	28.4	<0.001	0.03	1.31	2.9	0.9	1.1	15.3	<0.01	0.03	2.9
ZZ45261		0.25	6.0	1010	33.6	18.6	0.001	0.08	2.37	0.3	0.3	0.6	11.5	<0.01	0.01	0.3
ZZ45262		0.48	7.9	780	60.2	33.9	<0.001	0.01	0.52	2.6	0.4	0.9	33.2	<0.01	0.01	13.1
ZZ45263		0.32	10.6	360	39.7	16.7	<0.001	0.01	1.41	1.7	0.4	0.4	13.9	<0.01	0.03	7.5
ZZ45264		0.87	19.5	960	17.0	9.9	<0.001	0.02	0.62	3.6	0.6	0.6	29.2	<0.01	0.03	3.8
ZZ45265		1.14	21.3	770	15.4	13.0	<0.001	0.02	0.75	2.7	0.7	0.6	14.6	<0.01	0.02	4.4
ZZ45266		1.11	20.8	810	12.1	13.1	<0.001	0.02	0.84	2.4	0.5	0.7	15.8	<0.01	0.02	2.4
ZZ45267		1.29	23.9	740	13.1	10.9	<0.001	0.02	0.79	2.6	0.8	0.5	14.9	<0.01	0.02	3.7
ZZ45268		0.62	11.3	830	47.8	13.9	<0.001	0.01	1.20	2.1	1.2	0.5	14.7	<0.01	0.01	8.7
ZZ45269		1.06	13.4	830	33.7	30.6	<0.001	0.02	0.45	1.9	0.8	1.1	14.4	<0.01	0.02	2.0
ZZ45270		1.38	17.4	950	65.1	29.2	<0.001	0.04	0.28	3.8	0.4	1.2	22.2	<0.01	0.03	2.1
ZZ45271		0.24	8.5	1210	31.2	12.8	<0.001	0.01	0.13	2.2	0.6	0.7	10.9	<0.01	0.01	19.2
ZZ45272		0.63	7.1	690	99.3	13.4	<0.001	0.02	0.29	4.2	0.4	1.0	31.4	<0.01	0.01	3.4
ZZ45273		0.33	6.8	770	49.8	15.9	<0.001	0.01	0.46	1.0	1.0	0.3	13.2	<0.01	<0.01	15.7
ZZ45274		2.43	15.1	590	24.2	38.5	<0.001	0.02	0.41	2.7	0.9	1.0	14.0	<0.01	0.01	5.0
ZZ45275		2.49	15.6	650	16.4	54.5	<0.001	0.02	0.27	3.8	0.7	1.1	20.0	<0.01	0.02	4.9
ZZ45276		1.37	12.1	780	22.2	34.0	<0.001	0.02	0.65	2.1	0.7	1.1	53.6	<0.01	<0.01	3.0
ZZ45277		0.98	14.4	830	29.0	24.7	<0.001	0.04	1.17	1.8	0.6	1.0	27.4	<0.01	0.01	1.2
ZZ45278		0.27	5.1	680	7.8	14.5	<0.001	0.06	0.85	0.4	0.3	0.4	12.8	<0.01	<0.01	<0.2
ZZ45279		1.37	17.3	760	13.8	23.8	<0.001	0.03	0.54	1.9	0.7	0.8	18.6	<0.01	0.04	1.7
ZZ45280		2.86	10.2	580	14.4	76.8	<0.001	0.01	0.21	2.8	0.4	1.4	10.7	<0.01	<0.01	6.6
ZZ45281		1.38	9.7	740	12.3	34.2	<0.001	0.06	0.31	1.0	0.5	1.1	17.6	<0.01	<0.01	0.5
ZZ45282		0.68	7.8	900	11.3	31.9	<0.001	0.08	0.21	0.3	0.2	1.0	13.5	<0.01	<0.01	0.2
ZZ45283		1.97	10.9	610	18.0	53.5	<0.001	0.02	0.30	2.8	1.0	1.2	12.4	<0.01	<0.01	5.8
ZZ45284		0.69	11.9	600	17.2	24.2	<0.001	0.04	0.46	0.9	0.6	0.9	10.2	<0.01	<0.01	0.5
ZZ45285		0.20	3.0	580	23.7	9.5	<0.001	0.01	0.10	4.9	0.4	0.4	307	<0.01	<0.01	3.5
ZZ45286		1.09	16.2	960	11.0	16.3	<0.001	0.02	0.69	1.8	0.9	0.7	18.4	<0.01	<0.01	2.3
ZZ45287		1.19	16.8	820	22.6	18.4	0.001	0.02	0.94	1.9	0.7	0.8	30.0	<0.01	0.01	2.6
ZZ45288		0.46	15.0	800	18.7	16.5	<0.001	0.05	0.94	0.5	0.7	0.9	20.8	<0.01	0.03	<0.2
ZZ45289		0.53	18.8	720	27.3	16.2	<0.001	0.04	0.87	1.2	0.9	0.7	16.9	<0.01	0.01	0.5
ZZ45290		0.44	14.7	810	18.0	15.4	<0.001	0.04	0.91	1.0	0.7	0.8	19.3	<0.01	0.01	0.5

***** See Appendix Page for comments regarding this certificate *****

ALS Canada Ltd.
2103 Dollarton Hwy
North Vancouver BC V7H 0A7
Phone: 604 984 0221 Fax: 604 984 0218 www.alsglobal.com

To: **SILVER RANGE RESOURCES LTD.**
C/O ARCHER, CATHRO & ASSOCIATES (1981) LIMITED
1016-510 W HASTINGS ST
VANCOUVER BC V6B 1L8

Finalized Date: 16-SEP-2012
Account: RANSIL

Project: KEG (VAT)

CERTIFICATE OF ANALYSIS WH12202881

Sample Description	Method	ME-MS41	ME-MS41	ME-MS41	ME-MS41	ME-MS41	ME-MS41	ME-MS41	ME-MS41
	Analyte	Ti	Tl	U	V	W	Y	Zn	Zr
	Units	%	ppm	ppm	ppm	ppm	ppm	ppm	ppm
	LOR	0.005	0.02	0.05	1	0.05	0.05	2	0.5
ZZ45251		0.064	0.20	3.51	44	2.50	4.24	104	1.0
ZZ45252		0.074	0.54	6.89	40	3.89	6.63	101	<0.5
ZZ45253		<0.005	0.11	7.71	3	0.09	7.86	47	0.9
ZZ45254		0.092	0.52	2.91	33	0.43	7.75	85	<0.5
ZZ45255		0.057	0.26	1.52	48	0.32	2.56	53	<0.5
ZZ45256		0.068	0.32	2.26	45	0.74	5.57	80	<0.5
ZZ45257		0.113	0.38	2.07	47	0.32	6.78	89	1.0
ZZ45258		0.042	0.38	1.54	12	0.10	8.68	58	5.2
ZZ45259		<0.005	0.08	6.10	5	1.13	6.22	86	0.6
ZZ45260		0.066	0.26	2.24	46	0.77	6.47	101	0.7
ZZ45261		0.010	0.13	2.58	16	0.25	3.15	89	<0.5
ZZ45262		0.032	0.39	2.90	17	3.45	9.68	99	2.4
ZZ45263		0.012	0.17	1.91	14	0.23	4.65	78	1.7
ZZ45264		0.042	0.13	1.11	46	0.23	9.54	74	1.8
ZZ45265		0.064	0.16	1.25	40	0.52	6.14	73	1.6
ZZ45266		0.067	0.17	0.91	47	0.40	5.67	71	0.5
ZZ45267		0.068	0.15	1.01	41	0.45	5.77	77	1.5
ZZ45268		0.032	0.28	21.2	17	4.12	12.65	82	2.6
ZZ45269		0.056	0.27	4.42	28	0.41	7.73	91	0.6
ZZ45270		0.070	0.29	3.95	34	0.20	9.26	102	0.9
ZZ45271		0.007	0.13	7.04	11	0.16	16.50	122	3.8
ZZ45272		0.021	0.17	3.58	32	0.16	9.38	93	2.4
ZZ45273		0.009	0.21	8.71	8	0.11	11.05	69	1.0
ZZ45274		0.089	0.29	2.56	32	0.35	5.92	79	1.5
ZZ45275		0.106	0.41	2.31	32	0.30	7.10	80	2.5
ZZ45276		0.063	0.28	3.02	30	0.31	6.76	91	<0.5
ZZ45277		0.037	0.33	8.37	34	0.25	8.74	100	0.5
ZZ45278		0.013	0.25	2.69	20	0.11	4.10	29	<0.5
ZZ45279		0.073	0.22	2.62	41	0.24	5.64	74	<0.5
ZZ45280		0.102	0.53	2.75	19	0.23	7.20	97	1.8
ZZ45281		0.042	0.34	1.76	22	0.17	5.08	58	<0.5
ZZ45282		0.024	0.25	2.76	13	0.20	4.51	47	<0.5
ZZ45283		0.077	0.45	4.38	27	0.19	7.87	71	0.9
ZZ45284		0.038	0.27	2.99	31	0.15	4.83	60	<0.5
ZZ45285		0.006	0.19	3.44	29	0.07	8.53	70	2.9
ZZ45286		0.057	0.18	2.54	31	0.22	6.90	63	0.5
ZZ45287		0.059	0.21	4.06	34	0.25	7.63	78	0.6
ZZ45288		0.028	0.22	2.67	43	0.26	3.92	67	<0.5
ZZ45289		0.034	0.20	3.65	41	0.35	5.50	81	<0.5
ZZ45290		0.030	0.21	4.03	29	0.33	6.15	75	<0.5

***** See Appendix Page for comments regarding this certificate *****

ALS Canada Ltd.
2103 Dollarton Hwy
North Vancouver BC V7H 0A7
Phone: 604 984 0221 Fax: 604 984 0218 www.alsglobal.com

To: **SILVER RANGE RESOURCES LTD.**
C/O ARCHER, CATHRO & ASSOCIATES (1981) LIMITED
1016-510 W HASTINGS ST
VANCOUVER BC V6B 1L8

Finalized Date: 16-SEP-2012
Account: RANSIL

Project: KEG (VAT)

CERTIFICATE OF ANALYSIS WH12202881

Sample Description	Method	WEI-21	Au-ICP21	ME-MS41	ME-MS41	ME-MS41	ME-MS41	ME-MS41	ME-MS41	ME-MS41	ME-MS41	ME-MS41	ME-MS41	ME-MS41	ME-MS41	ME-MS41
	Analyte	Recvd Wt.	Au	Ag	Al	As	Au	B	Ba	Be	Bi	Ca	Cd	Ce	Co	Cr
	Units	kg	ppm	ppm	%	ppm	ppm	ppm	ppm	ppm	ppm	%	ppm	ppm	ppm	ppm
	LOR	0.02	0.001	0.01	0.01	0.1	0.2	10	10	0.05	0.01	0.01	0.01	0.02	0.1	1
ZZ45291		0.24	0.003	0.10	1.13	4.6	<0.2	<10	90	0.84	0.53	0.14	0.23	24.2	4.3	15
ZZ45292		0.28	0.002	0.09	1.32	8.8	<0.2	<10	110	1.52	0.86	0.17	0.23	37.5	5.8	17
ZZ45293		0.31	0.003	0.08	1.17	7.6	<0.2	<10	100	1.47	2.63	0.15	0.22	48.5	6.4	16
ZZ45294		0.29	0.001	0.05	1.49	2.7	<0.2	<10	80	1.48	1.83	0.19	0.05	33.9	3.8	8
ZZ45295		0.25	0.002	0.11	1.65	7.4	<0.2	<10	140	1.20	0.63	0.20	0.35	41.0	7.9	22
ZZ45296		0.31	0.001	0.10	1.47	6.2	<0.2	<10	160	1.23	0.49	0.32	0.26	41.6	7.3	19
ZZ45297		0.29	0.001	0.22	0.86	24.9	<0.2	<10	90	0.93	0.67	0.21	0.24	42.9	4.7	15
ZZ45298		0.28	0.002	0.06	1.18	10.7	<0.2	<10	70	0.80	0.50	0.11	0.24	32.1	5.5	19
ZZ45299		0.29	0.002	0.15	1.57	23.7	<0.2	<10	130	1.47	0.88	0.15	0.21	42.1	7.9	22
ZZ45300		0.26	0.002	0.10	1.31	8.0	<0.2	<10	100	0.91	1.00	0.11	0.27	31.5	5.7	20
ZZ45301		0.23	0.006	0.11	1.64	8.3	<0.2	<10	140	1.50	0.97	0.15	0.19	45.6	7.6	19
ZZ45302		0.22	0.004	0.08	1.32	5.5	<0.2	<10	80	0.93	0.77	0.14	0.20	38.8	5.4	19
ZZ45303		0.26	0.004	0.07	1.85	5.5	<0.2	<10	130	1.92	1.18	0.17	0.17	38.3	7.0	21
ZZ45304		0.27	0.002	0.08	1.41	8.2	<0.2	<10	130	1.49	0.91	0.18	0.31	38.3	8.4	23
ZZ45305		0.27	0.006	0.07	1.29	6.9	<0.2	<10	110	0.91	0.89	0.14	0.28	30.0	6.4	22
ZZ45306		0.22	0.001	0.12	1.74	5.9	<0.2	<10	190	2.31	1.39	0.20	0.16	46.1	7.5	20
ZZ45307		0.19	0.004	0.09	1.50	8.6	<0.2	<10	170	2.19	1.50	0.25	0.26	48.7	9.9	24
ZZ45308		0.24	0.002	0.08	1.09	17.9	<0.2	<10	60	2.18	1.87	0.23	0.09	47.0	5.2	9
ZZ45309		0.25	0.002	0.08	1.57	8.3	<0.2	<10	150	2.19	1.44	0.24	0.21	45.2	9.3	25
ZZ45310		0.25	0.003	0.10	1.35	7.4	<0.2	<10	80	1.73	1.21	0.24	0.15	37.3	6.3	20
ZZ45311		0.31	0.001	0.07	1.65	3.5	<0.2	<10	110	1.52	1.06	0.23	0.13	40.6	6.5	16
ZZ45312		0.23	0.002	0.04	1.21	6.9	<0.2	<10	90	0.79	0.38	0.18	0.24	27.0	6.4	19

***** See Appendix Page for comments regarding this certificate *****

ALS Canada Ltd.
2103 Dollarton Hwy
North Vancouver BC V7H 0A7
Phone: 604 984 0221 Fax: 604 984 0218 www.alsglobal.com

To: **SILVER RANGE RESOURCES LTD.**
C/O ARCHER, CATHRO & ASSOCIATES (1981) LIMITED
1016-510 W HASTINGS ST
VANCOUVER BC V6B 1L8

Finalized Date: 16-SEP-2012
Account: RANSIL

Project: KEG (VAT)

CERTIFICATE OF ANALYSIS WH12202881

Sample Description	Method	ME-MS41	ME-MS41	ME-MS41	ME-MS41	ME-MS41	ME-MS41	ME-MS41	ME-MS41	ME-MS41	ME-MS41	ME-MS41	ME-MS41	ME-MS41	ME-MS41	ME-MS41
	Analyte	Cs	Cu	Fe	Ga	Ge	Hf	Hg	In	K	La	Li	Mg	Mn	Mo	Na
	Units	ppm	ppm	%	ppm	ppm	ppm	ppm	ppm	%	ppm	ppm	%	ppm	ppm	%
	LOR	0.05	0.2	0.01	0.05	0.05	0.02	0.01	0.005	0.01	0.2	0.1	0.01	5	0.05	0.01
ZZ45291		2.52	14.0	1.59	4.24	<0.05	<0.02	0.02	0.020	0.06	11.2	16.7	0.22	238	1.00	0.02
ZZ45292		4.05	14.6	2.24	5.00	<0.05	<0.02	0.01	0.020	0.09	16.5	23.7	0.32	381	0.96	0.01
ZZ45293		3.19	17.3	2.20	4.40	0.06	<0.02	<0.01	0.021	0.07	21.6	23.0	0.28	332	0.89	0.01
ZZ45294		5.64	12.8	1.60	7.47	0.05	<0.02	0.01	0.014	0.24	15.5	65.4	0.30	259	0.44	0.01
ZZ45295		3.37	17.6	2.51	6.70	0.05	<0.02	0.03	0.023	0.13	17.2	41.6	0.47	421	1.10	0.02
ZZ45296		3.27	15.3	2.25	5.81	0.05	0.03	<0.01	0.023	0.12	19.6	39.8	0.47	398	0.85	0.01
ZZ45297		2.46	12.2	1.68	3.42	<0.05	<0.02	<0.01	0.017	0.08	19.9	19.2	0.24	283	0.98	0.01
ZZ45298		2.38	12.3	2.04	4.77	<0.05	<0.02	0.02	0.014	0.08	14.0	26.3	0.33	225	1.02	0.01
ZZ45299		4.57	17.9	2.72	6.46	0.05	<0.02	0.03	0.029	0.10	19.0	32.8	0.38	439	1.19	0.01
ZZ45300		2.93	16.2	2.18	5.49	<0.05	<0.02	0.02	0.018	0.10	13.8	26.8	0.33	257	1.14	0.01
ZZ45301		5.11	14.0	2.49	7.55	<0.05	<0.02	0.03	0.031	0.14	19.3	44.7	0.41	395	1.05	0.01
ZZ45302		3.05	11.1	2.02	5.68	<0.05	<0.02	0.02	0.023	0.14	17.5	42.4	0.39	251	0.83	0.01
ZZ45303		3.98	12.8	2.27	8.26	0.05	<0.02	0.02	0.024	0.15	20.6	52.0	0.50	450	0.99	0.01
ZZ45304		3.41	18.0	2.34	5.43	0.06	0.02	0.01	0.026	0.10	19.6	29.1	0.42	408	1.34	0.01
ZZ45305		3.67	18.4	2.13	5.82	<0.05	<0.02	0.02	0.028	0.09	14.0	24.2	0.34	307	1.37	0.01
ZZ45306		8.75	13.9	2.53	8.44	0.07	0.02	0.04	0.032	0.30	24.0	51.9	0.49	721	0.82	0.01
ZZ45307		7.20	20.8	2.92	5.82	0.06	<0.02	0.02	0.045	0.10	22.3	33.1	0.47	515	1.24	0.01
ZZ45308		5.60	11.4	1.80	5.49	0.06	<0.02	0.01	0.021	0.25	24.6	48.0	0.26	304	0.51	0.01
ZZ45309		4.95	18.4	2.90	6.73	0.06	<0.02	0.01	0.039	0.14	22.0	41.1	0.47	475	1.30	0.01
ZZ45310		3.21	12.1	2.18	5.62	0.06	0.02	<0.01	0.023	0.16	19.8	33.8	0.42	361	0.85	<0.01
ZZ45311		5.41	8.7	2.33	7.19	0.07	0.02	<0.01	0.026	0.24	20.1	47.6	0.43	329	0.68	0.01
ZZ45312		2.42	13.6	1.96	4.65	0.05	0.05	<0.01	0.019	0.13	13.7	32.4	0.41	261	1.21	0.01

***** See Appendix Page for comments regarding this certificate *****

ALS Canada Ltd.
2103 Dollarton Hwy
North Vancouver BC V7H 0A7
Phone: 604 984 0221 Fax: 604 984 0218 www.alsglobal.com

To: **SILVER RANGE RESOURCES LTD.**
C/O ARCHER, CATHRO & ASSOCIATES (1981) LIMITED
1016-510 W HASTINGS ST
VANCOUVER BC V6B 1L8

Finalized Date: 16-SEP-2012
Account: RANSIL

Project: KEG (VAT)

CERTIFICATE OF ANALYSIS WH12202881

Sample Description	Method	ME-MS41	ME-MS41	ME-MS41	ME-MS41	ME-MS41	ME-MS41	ME-MS41	ME-MS41	ME-MS41	ME-MS41	ME-MS41	ME-MS41	ME-MS41	ME-MS41	ME-MS41
	Analyte	Nb	Ni	P	Pb	Rb	Re	S	Sb	Sc	Se	Sn	Sr	Ta	Te	Th
	Units	ppm	ppm	ppm	ppm	ppm	ppm	%	ppm	ppm	ppm	ppm	ppm	ppm	ppm	ppm
	LOR	0.05	0.2	10	0.2	0.1	0.001	0.01	0.05	0.1	0.2	0.2	0.2	0.01	0.01	0.2
ZZ45291		0.47	13.2	700	16.2	14.6	<0.001	0.04	0.53	0.9	0.7	0.6	13.6	<0.01	0.01	0.4
ZZ45292		0.64	15.6	740	28.2	20.5	<0.001	0.05	1.40	1.4	1.1	0.8	19.5	<0.01	0.02	1.0
ZZ45293		0.70	16.1	580	23.3	18.7	<0.001	0.03	1.17	1.4	1.0	0.7	19.0	<0.01	0.02	2.0
ZZ45294		1.40	7.1	590	19.3	41.2	<0.001	0.04	0.61	1.1	0.9	2.2	68.6	<0.01	<0.01	1.2
ZZ45295		1.08	22.1	870	14.0	29.8	<0.001	0.05	0.77	2.0	0.6	1.1	15.4	<0.01	0.01	1.5
ZZ45296		1.22	19.2	920	11.1	28.1	<0.001	0.02	0.81	3.1	0.8	1.0	22.8	<0.01	0.02	4.5
ZZ45297		0.66	13.4	750	38.1	16.0	<0.001	0.04	3.23	1.6	0.9	0.6	17.5	<0.01	0.01	4.3
ZZ45298		1.11	16.0	400	12.1	19.9	<0.001	0.03	0.78	1.7	0.4	0.8	13.0	<0.01	0.01	1.8
ZZ45299		0.84	19.2	660	25.2	27.1	<0.001	0.04	0.89	1.9	0.7	1.0	19.7	<0.01	<0.01	1.0
ZZ45300		0.74	16.1	510	16.1	23.9	<0.001	0.04	0.88	1.2	0.8	0.9	12.2	<0.01	0.03	0.6
ZZ45301		0.85	16.2	610	26.3	34.3	<0.001	0.04	1.11	2.0	0.7	1.3	46.2	<0.01	0.01	1.7
ZZ45302		1.00	13.9	530	13.8	30.3	<0.001	0.04	0.83	1.8	0.2	1.1	15.0	<0.01	<0.01	2.1
ZZ45303		0.85	13.1	720	20.5	33.3	<0.001	0.03	0.63	1.9	0.4	1.7	29.0	<0.01	0.01	1.1
ZZ45304		0.85	21.9	770	17.9	20.8	<0.001	0.02	0.88	2.2	0.6	1.0	13.1	<0.01	0.02	1.5
ZZ45305		0.81	16.7	680	14.0	20.9	<0.001	0.04	0.64	1.3	0.4	1.2	14.9	<0.01	0.02	0.5
ZZ45306		1.56	14.8	730	23.1	66.7	<0.001	0.02	0.55	3.0	0.5	2.1	52.6	<0.01	0.03	2.9
ZZ45307		1.04	21.5	890	28.2	22.2	<0.001	0.03	1.02	2.5	0.5	1.1	37.6	0.01	0.04	1.9
ZZ45308		1.26	7.3	750	29.3	43.0	<0.001	0.02	1.29	2.0	0.2	1.6	34.4	<0.01	0.02	4.7
ZZ45309		1.05	21.5	760	24.7	34.7	<0.001	0.03	1.07	2.7	0.2	1.3	18.1	<0.01	0.03	1.8
ZZ45310		1.16	14.4	730	19.2	29.5	<0.001	0.01	0.88	2.5	0.3	1.2	33.2	<0.01	0.02	3.3
ZZ45311		1.24	11.4	660	17.6	41.3	<0.001	0.01	0.60	2.4	<0.2	1.6	56.8	<0.01	0.02	3.4
ZZ45312		1.60	18.9	610	9.6	25.9	0.001	0.01	0.70	2.7	0.3	0.9	16.7	<0.01	0.02	4.0

***** See Appendix Page for comments regarding this certificate *****

ALS Canada Ltd.
2103 Dollarton Hwy
North Vancouver BC V7H 0A7
Phone: 604 984 0221 Fax: 604 984 0218 www.alsglobal.com

To: **SILVER RANGE RESOURCES LTD.**
C/ O ARCHER, CATHRO & ASSOCIATES (1981) LIMITED
1016- 510 W HASTINGS ST
VANCOUVER BC V6B 1L8

Finalized Date: 16- SEP- 2012
Account: RANSIL

Project: KEG (VAT)

CERTIFICATE OF ANALYSIS WH12202881

Sample Description	Method	ME- MS41	ME- MS41	ME- MS41	ME- MS41	ME- MS41	ME- MS41	ME- MS41	ME- MS41
	Analyte	Ti	Tl	U	V	W	Y	Zn	Zr
	Units	%	ppm	ppm	ppm	ppm	ppm	ppm	ppm
	LOR	0.005	0.02	0.05	1	0.05	0.05	2	0.5
ZZ45291		0.036	0.14	2.43	27	0.17	4.13	56	<0.5
ZZ45292		0.037	0.25	4.31	31	0.22	5.83	86	<0.5
ZZ45293		0.037	0.24	7.40	28	0.30	6.27	86	<0.5
ZZ45294		0.053	0.39	3.23	18	0.23	5.47	84	<0.5
ZZ45295		0.069	0.28	3.49	41	0.46	7.78	82	0.5
ZZ45296		0.074	0.25	4.04	38	0.28	9.50	77	0.7
ZZ45297		0.037	0.40	4.45	22	0.26	7.60	76	<0.5
ZZ45298		0.060	0.16	1.73	36	0.59	3.92	65	1.6
ZZ45299		0.050	0.32	5.44	39	1.22	6.71	103	<0.5
ZZ45300		0.054	0.22	2.46	38	0.44	4.04	76	<0.5
ZZ45301		0.054	0.31	3.42	36	0.62	4.75	88	<0.5
ZZ45302		0.073	0.28	1.95	34	0.40	4.86	69	0.5
ZZ45303		0.064	0.37	3.57	40	0.31	5.48	90	<0.5
ZZ45304		0.051	0.22	5.22	41	1.12	7.36	93	<0.5
ZZ45305		0.052	0.22	2.57	39	0.83	4.78	75	<0.5
ZZ45306		0.088	0.45	5.59	35	2.27	7.73	98	0.6
ZZ45307		0.055	0.30	9.02	41	0.96	9.02	109	<0.5
ZZ45308		0.051	0.57	10.05	16	0.41	9.58	87	0.5
ZZ45309		0.067	0.31	8.60	45	0.58	7.65	104	<0.5
ZZ45310		0.060	0.25	6.70	35	0.22	6.77	93	<0.5
ZZ45311		0.075	0.35	5.39	32	0.30	6.57	98	0.5
ZZ45312		0.076	0.20	1.38	37	0.99	5.37	75	1.5

***** See Appendix Page for comments regarding this certificate *****

ALS Canada Ltd.
2103 Dollarton Hwy
North Vancouver BC V7H 0A7
Phone: 604 984 0221 Fax: 604 984 0218 www.alsglobal.com

To: **SILVER RANGE RESOURCES LTD.**
C/O ARCHER, CATHRO & ASSOCIATES (1981) LIMITED
1016- 510 W HASTINGS ST
VANCOUVER BC V6B 1L8

Finalized Date: 16- SEP- 2012
Account: RANSIL

Project: KEG (VAT)

CERTIFICATE OF ANALYSIS WH12202881

Method	CERTIFICATE COMMENTS
ME- MS41	Gold determinations by this method are semi- quantitative due to the small sample weight used (0.5g).

ALS Canada Ltd.

2103 Dollarton Hwy
North Vancouver BC V7H 0A7
Phone: 604 984 0221 Fax: 604 984 0218 www.alsglobal.com

To: **SILVER RANGE RESOURCES LTD.**
C/O ARCHER, CATHRO & ASSOCIATES (1981) LIMITED
1016-510 W HASTINGS ST
VANCOUVER BC V6B 1L8

Finalized Date: 17-SEP-2012
Account: RANSIL

CERTIFICATE WH12202882

Project: KEG (VAT)

P.O. No.:

This report is for 226 Soil samples submitted to our lab in Whitehorse, YT, Canada on 28-AUG-2012.

The following have access to data associated with this certificate:

MATT DUMALA	JOAN MARIACHER	HEATHER SMITH

SAMPLE PREPARATION

ALS CODE	DESCRIPTION
WEI-21	Received Sample Weight
LOG-22	Sample login - Rcd w/o BarCode
SCR-41	Screen to -180um and save both

ANALYTICAL PROCEDURES

ALS CODE	DESCRIPTION	INSTRUMENT
Au-ICP21	Au 30g FA ICP-AES Finish	ICP-AES
ME-MS41	51 anal. aqua regia ICPMS	

To: **SILVER RANGE RESOURCES LTD.**
ATTN: JOAN MARIACHER
C/O ARCHER, CATHRO & ASSOCIATES (1981) LIMITED
1016-510 W HASTINGS ST
VANCOUVER BC V6B 1L8

This is the Final Report and supersedes any preliminary report with this certificate number. Results apply to samples as submitted. All pages of this report have been checked and approved for release.

***** See Appendix Page for comments regarding this certificate *****

Signature:

Colin Ramshaw, Vancouver Laboratory Manager

ALS Canada Ltd.
2103 Dollarton Hwy
North Vancouver BC V7H 0A7
Phone: 604 984 0221 Fax: 604 984 0218 www.alsglobal.com

To: **SILVER RANGE RESOURCES LTD.**
C/O ARCHER, CATHRO & ASSOCIATES (1981) LIMITED
1016-510 W HASTINGS ST
VANCOUVER BC V6B 1L8

Finalized Date: 17-SEP-2012
Account: RANSIL

Project: KEG (VAT)

CERTIFICATE OF ANALYSIS WH12202882

Sample Description	Method	WEI-21	Au-ICP21	ME-MS41	ME-MS41	ME-MS41	ME-MS41	ME-MS41	ME-MS41	ME-MS41	ME-MS41	ME-MS41	ME-MS41	ME-MS41	ME-MS41	ME-MS41
	Analyte	Recvd Wt.	Au	Ag	Al	As	Au	B	Ba	Be	Bi	Ca	Cd	Ce	Co	Cr
	Units	kg	ppm	ppm	%	ppm	ppm	ppm	ppm	ppm	ppm	%	ppm	ppm	ppm	ppm
	LOR	0.02	0.001	0.01	0.01	0.1	0.2	10	10	0.05	0.01	0.01	0.01	0.02	0.1	1
ZZ41236		0.23	0.001	0.12	2.24	8.0	<0.2	<10	220	1.60	0.73	0.24	0.23	35.0	8.9	24
ZZ41237		0.40	0.008	0.08	1.28	4.6	<0.2	<10	140	0.92	0.38	0.27	0.17	36.9	6.5	19
ZZ41238		0.30	0.001	0.32	1.81	6.8	<0.2	<10	160	1.99	0.66	0.32	0.10	42.9	8.2	21
ZZ41239		0.26	0.001	0.12	2.46	6.8	<0.2	<10	160	2.12	1.03	0.20	0.17	39.6	8.5	24
ZZ41240		0.20	0.001	0.17	1.78	5.1	<0.2	<10	150	1.67	0.73	0.18	0.15	43.0	6.0	16
ZZ41241		0.24	<0.001	0.17	2.32	5.4	<0.2	<10	90	1.56	0.89	0.11	0.23	34.0	6.5	19
ZZ41242		0.16	<0.001	0.12	1.14	4.7	<0.2	<10	40	0.44	0.51	0.07	0.11	19.25	3.9	12
ZZ41243		0.26	0.001	0.14	2.27	6.1	<0.2	<10	120	1.50	0.83	0.13	0.11	43.0	8.6	23
ZZ41244		0.47	0.001	0.07	1.29	3.3	<0.2	<10	100	1.22	0.56	0.25	0.17	48.7	5.9	14
ZZ41245		0.34	0.001	0.08	1.63	5.4	<0.2	<10	80	1.24	0.55	0.16	0.17	39.8	6.5	18
ZZ41246		0.31	0.001	0.14	1.73	5.6	<0.2	<10	160	1.43	0.79	0.13	0.20	44.9	6.4	18
ZZ41247		0.22	0.005	0.20	1.36	6.0	<0.2	<10	130	1.02	0.58	0.30	0.24	38.2	7.8	18
ZZ41248		0.13	0.002	0.28	2.29	8.9	<0.2	<10	280	1.75	0.91	0.29	0.17	53.3	11.3	29
ZZ41249		0.30	0.010	0.21	1.74	5.1	<0.2	<10	170	1.30	0.66	0.30	0.14	41.3	6.2	23
ZZ41250		0.18	0.002	0.27	2.04	5.4	<0.2	<10	170	2.69	0.82	0.23	0.21	51.1	7.9	24
ZZ41455		0.26	0.002	0.09	1.94	7.5	<0.2	<10	110	1.50	0.65	0.23	0.13	39.9	8.2	25
ZZ41456		0.31	0.002	0.13	2.08	4.9	<0.2	<10	100	1.79	0.96	0.20	0.11	48.4	7.1	24
ZZ41457		0.22	<0.001	0.20	1.99	4.0	<0.2	<10	110	2.04	1.06	0.18	0.11	39.4	6.4	22
ZZ41458		0.27	0.001	0.16	1.80	2.6	<0.2	<10	130	1.67	0.72	0.20	0.12	39.3	4.9	19
ZZ41459		0.25	0.001	0.14	1.84	4.7	<0.2	<10	100	1.58	0.70	0.19	0.09	43.4	6.0	22
ZZ41460		0.20	0.001	0.27	1.91	2.2	<0.2	<10	100	1.72	0.84	0.21	0.08	45.6	4.8	18
ZZ41461		0.19	0.001	0.17	1.86	3.5	<0.2	<10	160	1.85	0.80	0.21	0.19	37.9	5.7	18
ZZ41462		0.24	0.001	0.12	2.20	6.5	<0.2	<10	150	1.66	0.78	0.16	0.09	39.4	6.2	25
ZZ41463		0.21	0.001	0.16	2.22	6.0	<0.2	<10	200	1.57	0.96	0.19	0.12	32.8	6.5	23
ZZ41464		0.26	0.001	0.11	1.78	4.2	<0.2	<10	130	1.43	0.88	0.16	0.07	38.6	7.7	18
ZZ41465		0.26	<0.001	0.09	1.66	3.5	<0.2	<10	120	1.46	0.76	0.11	0.09	27.2	5.8	16
ZZ31051		0.21	0.003	0.15	1.30	2.5	<0.2	<10	50	2.39	2.43	0.26	0.20	66.2	5.7	9
ZZ31052		0.26	0.001	0.18	1.30	5.4	<0.2	<10	80	1.14	1.25	0.18	0.24	34.5	4.6	14
ZZ31053		0.28	0.001	0.05	1.44	4.3	<0.2	<10	70	1.19	0.84	0.12	0.09	25.2	4.2	13
ZZ31054		0.31	0.003	0.13	1.96	5.7	<0.2	<10	110	1.21	0.88	0.24	0.25	43.4	7.5	17
ZZ31055		0.26	0.001	0.05	1.64	5.0	<0.2	<10	90	1.75	0.96	0.22	0.13	36.6	6.1	15
ZZ31056		0.23	0.001	0.15	2.07	5.5	<0.2	<10	120	2.89	1.30	0.38	0.10	35.8	7.1	16
ZZ31057		0.17	0.001	0.23	1.68	4.5	<0.2	<10	90	1.63	1.55	0.25	0.17	46.0	6.5	16
ZZ31058		0.22	0.002	0.11	1.52	5.2	<0.2	<10	140	1.68	0.84	0.39	0.27	43.3	8.1	19
ZZ31059		0.19	<0.001	0.08	1.95	2.9	<0.2	<10	110	2.07	1.21	0.60	0.16	31.0	5.0	14
ZZ31060		0.16	0.001	0.16	1.66	8.3	<0.2	<10	70	1.25	1.22	0.23	0.14	78.6	4.6	11
ZZ31061		0.22	<0.001	0.11	1.45	5.8	<0.2	<10	80	1.75	1.31	0.27	0.22	44.0	5.2	15
ZZ31062		0.28	0.001	0.26	1.38	5.6	<0.2	<10	70	0.69	1.27	0.07	0.15	30.3	4.5	11
ZZ31063		0.16	<0.001	0.12	1.70	4.3	<0.2	<10	80	1.52	1.88	0.21	0.14	26.9	4.1	12
ZZ31064		0.31	<0.001	0.08	1.37	3.0	<0.2	<10	100	2.11	1.32	0.63	0.16	49.8	6.0	10

***** See Appendix Page for comments regarding this certificate *****

ALS Canada Ltd.
2103 Dollarton Hwy
North Vancouver BC V7H 0A7
Phone: 604 984 0221 Fax: 604 984 0218 www.alsglobal.com

To: **SILVER RANGE RESOURCES LTD.**
C/O ARCHER, CATHRO & ASSOCIATES (1981) LIMITED
1016-510 W HASTINGS ST
VANCOUVER BC V6B 1L8

Finalized Date: 17-SEP-2012
Account: RANSIL

Project: KEG (VAT)

CERTIFICATE OF ANALYSIS WH12202882

Sample Description	Method	ME-MS41	ME-MS41	ME-MS41	ME-MS41	ME-MS41	ME-MS41	ME-MS41	ME-MS41	ME-MS41	ME-MS41	ME-MS41	ME-MS41	ME-MS41	ME-MS41	ME-MS41
	Analyte	Cs	Cu	Fe	Ga	Ge	Hf	Hg	In	K	La	Li	Mg	Mn	Mo	Na
	Units	ppm	ppm	%	ppm	ppm	ppm	ppm	ppm	%	ppm	ppm	%	ppm	ppm	%
	LOR	0.05	0.2	0.01	0.05	0.05	0.02	0.01	0.005	0.01	0.2	0.1	0.01	5	0.05	0.01
ZZ41236		6.40	21.8	2.85	9.09	<0.05	<0.02	0.05	0.034	0.22	16.3	40.3	0.47	440	1.19	0.02
ZZ41237		4.25	11.5	2.09	5.74	0.06	0.02	0.03	0.019	0.21	17.7	36.8	0.42	314	0.72	0.01
ZZ41238		16.75	17.7	2.68	7.70	<0.05	<0.02	0.04	0.032	0.22	24.4	43.0	0.46	479	1.03	0.02
ZZ41239		9.19	19.3	3.19	11.55	0.06	<0.02	0.02	0.037	0.33	20.5	48.0	0.53	528	1.22	0.02
ZZ41240		9.75	13.9	2.29	7.74	<0.05	<0.02	0.04	0.027	0.17	25.2	36.5	0.35	304	0.86	0.02
ZZ41241		9.79	17.0	2.94	9.96	0.06	<0.02	0.05	0.033	0.23	15.9	46.6	0.45	305	0.94	0.01
ZZ41242		5.28	10.9	2.11	7.59	<0.05	<0.02	0.07	0.020	0.10	9.3	15.4	0.19	162	1.07	0.01
ZZ41243		8.58	14.0	2.96	9.78	0.07	<0.02	0.03	0.032	0.30	20.0	55.5	0.53	418	1.02	0.01
ZZ41244		5.28	8.2	1.87	6.25	0.07	0.02	0.03	0.024	0.28	23.9	41.1	0.39	310	0.39	0.01
ZZ41245		5.49	10.6	2.20	7.90	0.06	0.02	0.02	0.031	0.25	17.8	43.0	0.40	331	0.80	0.01
ZZ41246		6.28	14.6	2.51	8.83	0.05	<0.02	0.08	0.026	0.23	20.5	40.9	0.41	254	0.93	0.01
ZZ41247		5.91	13.1	2.23	5.90	0.05	<0.02	0.03	0.025	0.15	19.1	30.6	0.41	384	0.90	0.01
ZZ41248		7.84	25.4	3.15	9.83	0.07	<0.02	0.05	0.034	0.24	26.2	48.0	0.57	509	1.42	0.02
ZZ41249		5.88	16.0	2.21	7.42	0.05	<0.02	0.02	0.026	0.22	18.2	39.8	0.48	215	0.79	0.02
ZZ41250		10.95	20.2	2.67	7.64	0.05	<0.02	0.04	0.030	0.19	22.5	46.6	0.46	591	0.96	0.02
ZZ41455		5.77	16.8	2.61	7.75	0.07	0.04	0.02	0.028	0.23	19.8	42.3	0.54	351	1.02	0.01
ZZ41456		13.00	18.6	2.77	9.45	0.07	<0.02	0.03	0.031	0.34	25.2	60.9	0.54	312	0.89	0.01
ZZ41457		11.30	17.5	2.70	9.04	0.06	<0.02	0.04	0.031	0.26	20.4	46.9	0.44	334	0.84	0.02
ZZ41458		7.57	15.3	1.95	7.99	0.05	<0.02	0.04	0.028	0.21	18.4	43.8	0.41	181	0.57	0.02
ZZ41459		6.14	15.0	2.29	8.16	0.06	<0.02	0.04	0.024	0.22	20.0	45.1	0.45	189	0.82	0.01
ZZ41460		10.95	12.7	1.81	8.67	0.06	0.02	0.05	0.025	0.29	23.0	60.0	0.41	187	0.46	0.02
ZZ41461		6.22	11.6	2.11	7.99	<0.05	<0.02	0.04	0.026	0.21	18.7	52.6	0.42	382	0.54	0.02
ZZ41462		7.50	13.8	2.66	9.59	0.05	<0.02	0.02	0.027	0.29	19.2	61.4	0.55	282	0.62	0.02
ZZ41463		7.72	16.4	2.66	9.62	0.07	<0.02	0.05	0.028	0.30	15.3	52.2	0.48	409	0.94	0.02
ZZ41464		6.06	11.0	2.04	7.11	0.05	<0.02	0.03	0.020	0.25	17.3	49.4	0.38	587	0.57	0.01
ZZ41465		5.73	10.6	1.88	6.80	0.05	<0.02	0.02	0.019	0.19	11.6	39.6	0.33	483	0.55	0.01
ZZ31051		5.44	13.8	2.17	6.89	0.07	<0.02	0.06	0.044	0.15	29.4	33.7	0.34	435	0.42	<0.01
ZZ31052		4.44	11.0	1.93	6.86	0.05	<0.02	0.10	0.026	0.07	15.4	21.0	0.23	269	2.04	<0.01
ZZ31053		3.73	10.9	1.89	6.88	<0.05	<0.02	0.06	0.026	0.09	11.1	23.9	0.28	220	1.05	0.01
ZZ31054		5.23	12.6	2.46	7.40	<0.05	<0.02	0.06	0.030	0.14	12.5	36.7	0.40	376	1.25	0.01
ZZ31055		5.27	10.1	2.18	6.98	0.05	<0.02	0.04	0.025	0.24	15.4	42.1	0.42	390	0.64	<0.01
ZZ31056		5.93	12.8	2.34	8.08	0.06	<0.02	0.04	0.029	0.25	15.0	48.2	0.46	424	0.70	0.01
ZZ31057		3.89	12.7	2.12	7.19	0.06	<0.02	0.04	0.026	0.22	19.7	39.7	0.44	375	0.70	0.01
ZZ31058		4.22	18.2	2.28	6.52	0.08	0.10	0.03	0.024	0.23	20.4	31.1	0.46	423	0.66	0.01
ZZ31059		4.37	8.5	2.15	7.39	0.05	0.03	0.03	0.027	0.27	13.6	38.8	0.48	324	0.43	0.01
ZZ31060		4.97	7.8	2.11	8.07	0.08	<0.02	0.03	0.021	0.17	35.8	28.1	0.39	284	0.53	<0.01
ZZ31061		5.16	11.0	2.28	7.38	0.05	<0.02	0.03	0.025	0.18	19.8	29.7	0.36	290	0.89	0.01
ZZ31062		5.00	9.1	1.75	7.70	<0.05	<0.02	0.12	0.015	0.14	13.1	18.4	0.20	311	0.95	<0.01
ZZ31063		4.99	12.7	1.93	6.39	<0.05	<0.02	0.04	0.022	0.10	11.9	25.5	0.32	279	0.66	0.01
ZZ31064		6.08	10.5	2.12	5.23	0.05	0.04	0.01	0.018	0.20	23.6	28.0	0.36	453	0.28	0.01

***** See Appendix Page for comments regarding this certificate *****

ALS Canada Ltd.
2103 Dollarton Hwy
North Vancouver BC V7H 0A7
Phone: 604 984 0221 Fax: 604 984 0218 www.alsglobal.com

To: **SILVER RANGE RESOURCES LTD.**
C/O ARCHER, CATHRO & ASSOCIATES (1981) LIMITED
1016-510 W HASTINGS ST
VANCOUVER BC V6B 1L8

Finalized Date: 17-SEP-2012
Account: RANSIL

Project: KEG (VAT)

CERTIFICATE OF ANALYSIS WH12202882

Sample Description	Method	ME-MS41	ME-MS41	ME-MS41	ME-MS41	ME-MS41	ME-MS41	ME-MS41	ME-MS41	ME-MS41	ME-MS41	ME-MS41	ME-MS41	ME-MS41	ME-MS41	ME-MS41
	Analyte	Nb	Ni	P	Pb	Rb	Re	S	Sb	Sc	Se	Sn	Sr	Ta	Te	Th
	Units	ppm	ppm	ppm	ppm	ppm	ppm	%	ppm	ppm	ppm	ppm	ppm	ppm	ppm	ppm
	LOR	0.05	0.2	10	0.2	0.1	0.001	0.01	0.05	0.1	0.2	0.2	0.2	0.01	0.01	0.2
ZZ41236		1.57	19.8	750	18.7	45.5	<0.001	0.05	0.82	2.8	0.9	1.7	18.4	<0.01	0.02	1.1
ZZ41237		1.92	15.8	810	10.0	36.4	0.001	0.01	0.60	3.4	0.8	1.4	13.9	<0.01	<0.01	6.7
ZZ41238		2.07	17.3	610	20.8	48.3	<0.001	0.05	1.77	4.1	0.6	1.7	22.7	<0.01	0.01	3.4
ZZ41239		2.27	17.1	720	20.9	75.1	<0.001	0.06	1.04	3.7	0.5	2.5	16.8	<0.01	0.03	1.9
ZZ41240		1.83	11.9	510	21.1	41.8	<0.001	0.04	0.70	2.4	0.7	1.5	16.0	<0.01	0.01	1.9
ZZ41241		2.92	13.7	400	23.3	56.9	<0.001	0.02	0.66	3.6	1.0	2.1	10.0	<0.01	0.01	3.4
ZZ41242		1.79	7.7	310	12.5	26.5	<0.001	0.03	0.50	1.8	0.2	1.3	7.1	<0.01	<0.01	1.5
ZZ41243		1.93	17.0	580	19.6	63.2	<0.001	0.03	0.75	3.7	0.9	2.1	9.7	<0.01	0.02	2.7
ZZ41244		2.09	11.5	850	11.8	49.8	0.001	0.01	0.46	3.5	0.8	1.5	12.5	<0.01	<0.01	8.5
ZZ41245		2.33	13.9	690	15.4	45.7	<0.001	0.02	0.73	3.3	0.9	1.7	9.3	<0.01	0.03	3.7
ZZ41246		2.17	14.3	480	16.4	50.0	<0.001	0.03	0.70	3.1	0.7	1.9	12.6	<0.01	0.02	2.6
ZZ41247		1.69	14.6	800	15.7	32.6	<0.001	0.03	0.93	3.1	0.4	1.2	22.3	<0.01	<0.01	3.3
ZZ41248		2.17	24.8	820	25.7	57.4	<0.001	0.07	0.99	3.9	0.4	2.0	26.8	<0.01	0.03	2.0
ZZ41249		1.81	18.3	840	18.0	44.1	<0.001	0.05	0.63	3.2	1.0	1.5	20.6	<0.01	<0.01	2.2
ZZ41250		1.54	21.3	800	18.6	40.1	<0.001	0.07	0.65	3.0	0.7	1.7	19.0	<0.01	0.02	1.3
ZZ41455		2.66	20.6	770	16.0	47.3	<0.001	0.02	0.66	4.4	1.2	1.7	14.3	<0.01	0.01	5.8
ZZ41456		2.83	17.9	750	18.1	65.4	0.001	0.03	0.67	4.4	0.9	2.6	10.7	<0.01	<0.01	3.8
ZZ41457		1.92	13.7	730	20.5	52.7	<0.001	0.04	0.59	3.1	0.6	2.2	12.7	<0.01	0.02	1.7
ZZ41458		1.98	12.6	660	16.3	48.3	<0.001	0.05	0.43	2.8	0.5	2.0	14.1	<0.01	<0.01	1.6
ZZ41459		2.43	15.3	710	15.4	51.8	<0.001	0.03	0.47	3.4	0.8	2.1	12.2	<0.01	<0.01	2.7
ZZ41460		2.85	12.3	720	12.2	62.6	<0.001	0.04	0.29	4.0	0.8	2.4	11.2	<0.01	<0.01	4.7
ZZ41461		2.21	12.1	580	11.1	47.9	0.001	0.04	0.37	3.3	0.7	2.2	15.4	<0.01	0.01	2.4
ZZ41462		2.81	15.6	570	13.8	59.9	<0.001	0.03	0.54	4.1	0.8	2.5	12.8	<0.01	0.02	3.3
ZZ41463		2.45	15.7	750	14.7	66.8	0.001	0.07	0.64	3.3	0.6	2.5	18.4	<0.01	0.02	1.4
ZZ41464		2.10	9.7	710	11.5	50.4	<0.001	0.03	0.53	3.1	<0.2	2.1	10.3	<0.01	0.01	2.4
ZZ41465		1.57	9.2	630	11.5	40.8	<0.001	0.05	0.46	2.1	0.4	1.7	10.1	<0.01	0.02	0.7
ZZ31051		0.86	7.6	770	61.6	27.9	<0.001	0.02	0.43	2.4	0.6	1.1	21.0	<0.01	<0.01	3.3
ZZ31052		0.93	9.3	720	24.1	20.1	<0.001	0.07	0.56	0.8	<0.2	0.9	17.6	<0.01	<0.01	0.2
ZZ31053		0.82	8.2	620	17.1	23.6	<0.001	0.05	0.44	0.8	<0.2	1.0	17.8	<0.01	<0.01	0.2
ZZ31054		1.31	13.4	620	35.2	30.2	<0.001	0.04	0.69	2.2	0.5	1.2	59.0	<0.01	0.01	1.3
ZZ31055		1.88	11.9	730	17.3	54.9	<0.001	0.02	0.56	2.4	0.6	1.5	30.3	<0.01	<0.01	2.0
ZZ31056		2.07	13.5	660	20.1	56.9	<0.001	0.03	0.55	2.8	0.5	1.7	46.2	<0.01	0.01	1.7
ZZ31057		1.40	12.0	760	22.9	43.0	<0.001	0.03	0.55	2.3	<0.2	1.5	36.5	<0.01	0.03	2.9
ZZ31058		0.74	16.9	850	17.6	41.8	<0.001	<0.01	0.65	4.7	0.8	1.2	32.5	<0.01	<0.01	8.2
ZZ31059		2.26	9.8	830	14.9	54.0	<0.001	0.02	0.42	3.4	<0.2	1.6	62.8	<0.01	<0.01	3.7
ZZ31060		1.38	6.7	650	21.6	38.2	<0.001	0.03	1.01	2.0	<0.2	1.7	27.8	<0.01	<0.01	4.6
ZZ31061		1.53	9.8	620	20.4	41.0	<0.001	0.04	1.17	2.1	0.4	1.6	21.9	<0.01	0.03	2.2
ZZ31062		1.20	6.7	500	19.9	37.4	<0.001	0.04	1.59	0.9	<0.2	2.1	30.2	<0.01	0.01	0.4
ZZ31063		0.91	8.1	720	22.9	25.1	<0.001	0.05	0.85	0.9	0.4	1.3	34.0	<0.01	<0.01	0.6
ZZ31064		0.66	9.4	910	26.2	38.0	<0.001	<0.01	1.01	3.0	0.2	1.3	53.2	<0.01	<0.01	11.6

***** See Appendix Page for comments regarding this certificate *****

ALS Canada Ltd.
2103 Dollarton Hwy
North Vancouver BC V7H 0A7
Phone: 604 984 0221 Fax: 604 984 0218 www.alsglobal.com

To: **SILVER RANGE RESOURCES LTD.**
C/O ARCHER, CATHRO & ASSOCIATES (1981) LIMITED
1016-510 W HASTINGS ST
VANCOUVER BC V6B 1L8

Finalized Date: 17-SEP-2012
Account: RANSIL

Project: KEG (VAT)

CERTIFICATE OF ANALYSIS WH12202882

Sample Description	Method	ME-MS41	ME-MS41	ME-MS41	ME-MS41	ME-MS41	ME-MS41	ME-MS41	ME-MS41
	Analyte	Ti	Tl	U	V	W	Y	Zn	Zr
	Units	%	ppm	ppm	ppm	ppm	ppm	ppm	ppm
	LOR	0.005	0.02	0.05	1	0.05	0.05	2	0.5
ZZ41236		0.061	0.39	2.60	52	0.44	6.60	92	<0.5
ZZ41237		0.087	0.28	2.11	35	0.97	8.47	66	0.9
ZZ41238		0.060	0.40	6.40	38	0.89	7.90	81	<0.5
ZZ41239		0.065	0.60	5.09	52	0.39	5.77	104	<0.5
ZZ41240		0.052	0.30	3.66	34	0.32	6.44	69	<0.5
ZZ41241		0.061	0.49	1.79	43	0.39	4.56	87	<0.5
ZZ41242		0.064	0.24	0.80	46	2.38	2.12	46	<0.5
ZZ41243		0.072	0.51	1.97	45	0.43	6.73	85	<0.5
ZZ41244		0.077	0.36	1.71	27	0.24	9.81	58	0.9
ZZ41245		0.069	0.38	1.90	36	0.54	7.24	66	0.5
ZZ41246		0.073	0.43	2.30	42	0.46	6.55	69	<0.5
ZZ41247		0.059	0.29	3.12	36	0.38	8.63	75	<0.5
ZZ41248		0.076	0.45	5.11	51	0.49	10.80	101	<0.5
ZZ41249		0.073	0.35	3.55	39	0.46	7.89	77	<0.5
ZZ41250		0.057	0.39	9.23	37	0.59	10.70	99	<0.5
ZZ41455		0.093	0.39	4.34	41	0.45	8.46	80	1.4
ZZ41456		0.100	0.53	5.56	42	0.75	9.49	87	<0.5
ZZ41457		0.074	0.50	7.64	42	0.58	7.94	76	<0.5
ZZ41458		0.075	0.46	6.45	34	0.44	7.81	66	<0.5
ZZ41459		0.086	0.46	5.33	38	0.69	8.17	63	<0.5
ZZ41460		0.105	0.50	6.40	30	3.02	9.41	61	0.8
ZZ41461		0.086	0.48	5.69	32	0.72	7.54	66	0.5
ZZ41462		0.101	0.52	5.20	40	0.54	7.40	78	0.5
ZZ41463		0.085	0.52	5.85	41	0.72	6.84	78	0.6
ZZ41464		0.087	0.49	6.08	33	0.79	7.19	61	<0.5
ZZ41465		0.067	0.40	5.07	30	0.47	5.57	56	<0.5
ZZ31051		0.035	0.25	11.65	19	0.53	10.30	118	<0.5
ZZ31052		0.043	0.15	9.15	38	0.30	3.98	60	<0.5
ZZ31053		0.038	0.21	5.14	32	0.50	3.56	57	<0.5
ZZ31054		0.045	0.24	1.86	40	0.30	4.32	95	<0.5
ZZ31055		0.079	0.39	3.82	31	0.23	5.97	85	<0.5
ZZ31056		0.066	0.41	5.23	32	0.22	5.54	82	<0.5
ZZ31057		0.067	0.38	3.66	34	0.23	5.62	95	<0.5
ZZ31058		0.087	0.33	6.20	36	0.29	9.98	83	4.7
ZZ31059		0.062	0.41	2.91	28	0.21	6.55	86	0.7
ZZ31060		0.033	0.39	2.21	27	0.22	6.19	86	<0.5
ZZ31061		0.051	0.32	3.37	35	0.42	5.47	80	<0.5
ZZ31062		0.033	0.27	1.97	31	0.25	2.86	68	<0.5
ZZ31063		0.021	0.28	4.04	26	0.18	3.05	73	<0.5
ZZ31064		0.032	0.31	7.24	21	0.22	9.63	88	2.6

***** See Appendix Page for comments regarding this certificate *****

ALS Canada Ltd.
2103 Dollarton Hwy
North Vancouver BC V7H 0A7
Phone: 604 984 0221 Fax: 604 984 0218 www.alsglobal.com

To: **SILVER RANGE RESOURCES LTD.**
C/O ARCHER, CATHRO & ASSOCIATES (1981) LIMITED
1016-510 W HASTINGS ST
VANCOUVER BC V6B 1L8

Finalized Date: 17-SEP-2012
Account: RANSIL

Project: KEG (VAT)

CERTIFICATE OF ANALYSIS WH12202882

Sample Description	Method	WEI-21	Au-ICP21	ME-MS41	ME-MS41	ME-MS41	ME-MS41	ME-MS41	ME-MS41	ME-MS41	ME-MS41	ME-MS41	ME-MS41	ME-MS41	ME-MS41	ME-MS41
	Analyte	Recvd Wt.	Au	Ag	Al	As	Au	B	Ba	Be	Bi	Ca	Cd	Ce	Co	Cr
	Units	kg	ppm	ppm	%	ppm	ppm	ppm	ppm	ppm	ppm	%	ppm	ppm	ppm	ppm
	LOR	0.02	0.001	0.01	0.01	0.1	0.2	10	10	0.05	0.01	0.01	0.01	0.02	0.1	1
ZZ31065		0.33	0.001	0.06	2.23	7.0	<0.2	<10	110	2.28	2.06	0.36	0.11	49.5	8.8	18
ZZ31066		0.26	0.002	0.11	1.50	3.5	<0.2	<10	60	1.82	2.83	0.43	0.11	26.0	5.1	12
ZZ31067		0.37	<0.001	0.14	1.59	3.5	<0.2	<10	70	2.27	2.62	0.41	0.11	49.9	9.5	15
ZZ31068		0.28	<0.001	0.16	1.05	9.6	<0.2	<10	50	2.41	1.66	0.47	0.15	60.0	3.5	4
ZZ31069		0.16	<0.001	0.22	1.67	5.5	<0.2	<10	80	2.26	2.29	0.22	0.08	31.7	5.7	11
ZZ31070		0.33	<0.001	0.16	1.30	7.6	<0.2	<10	40	2.14	1.59	0.35	0.13	47.0	7.6	10
ZZ31071		0.15	0.002	0.20	1.24	17.8	<0.2	<10	60	1.16	3.30	0.16	0.19	27.0	4.9	14
ZZ31072		0.21	<0.001	0.21	0.91	4.7	<0.2	<10	50	1.68	1.19	0.22	0.13	18.60	4.6	8
ZZ31073		0.27	<0.001	0.22	1.49	4.5	<0.2	<10	60	2.06	1.82	0.20	0.08	40.3	6.3	12
ZZ31074		0.32	<0.001	0.18	1.62	6.9	<0.2	<10	50	2.39	1.82	0.32	0.09	49.0	7.7	14
ZZ31075		0.19	<0.001	0.17	1.24	11.4	<0.2	<10	40	2.12	2.77	0.32	0.12	43.3	5.0	8
ZZ31076		0.27	<0.001	0.10	1.31	5.8	<0.2	<10	50	1.70	1.49	0.35	0.13	46.5	5.2	10
ZZ31077		0.17	<0.001	0.16	1.03	4.1	<0.2	<10	40	0.88	0.66	0.07	0.12	19.15	3.6	11
ZZ31078		0.19	<0.001	0.10	0.92	2.4	<0.2	<10	60	1.70	0.72	0.27	0.12	29.0	5.6	7
ZZ31079		0.21	<0.001	0.10	1.18	3.2	<0.2	<10	50	1.40	1.26	0.37	0.09	45.1	4.7	8
ZZ31080		0.20	<0.001	0.08	1.43	2.8	<0.2	<10	70	1.95	1.81	0.36	0.17	48.6	5.2	10
ZZ31081		0.19	<0.001	0.11	1.38	5.5	<0.2	<10	60	1.66	1.19	0.16	0.12	46.1	5.9	12
ZZ31082		0.24	0.001	0.05	1.65	3.5	<0.2	<10	70	1.57	1.72	0.26	0.11	46.1	6.5	13
ZZ31083		0.27	<0.001	0.12	1.76	3.3	<0.2	<10	60	1.76	0.82	0.15	0.14	37.2	6.4	18
ZZ31084		0.22	<0.001	0.02	1.94	1.9	<0.2	<10	90	2.04	1.45	0.34	0.06	40.8	6.2	13
ZZ31085		0.22	<0.001	0.05	1.37	4.3	<0.2	<10	90	1.41	0.82	0.21	0.11	32.8	7.8	18
ZZ31086		0.22	0.002	0.05	1.25	5.7	<0.2	<10	90	0.80	0.39	0.19	0.15	30.3	5.8	22
ZZ31087		0.32	0.001	0.07	1.32	5.4	<0.2	<10	120	1.03	0.46	0.29	0.17	38.7	6.6	24
ZZ31088		0.22	<0.001	0.09	2.56	8.8	<0.2	<10	140	2.12	1.09	0.13	0.17	31.5	8.9	32
ZZ31089		0.31	0.001	0.06	1.57	8.8	<0.2	<10	100	0.86	0.34	0.16	0.15	27.9	8.1	27
ZZ31090		0.22	0.001	0.13	1.90	7.4	<0.2	<10	90	1.06	0.47	0.13	0.20	33.0	8.0	25
ZZ31091		0.34	0.003	0.05	2.12	4.4	<0.2	<10	110	2.03	0.70	0.18	0.17	42.2	8.9	22
ZZ31092		0.24	0.001	0.04	0.99	4.0	<0.2	<10	80	0.84	0.27	0.28	0.20	35.6	5.5	16
ZZ31093		0.18	0.002	0.16	1.81	5.2	<0.2	<10	150	1.96	0.53	0.31	0.15	43.8	8.5	25
ZZ31094		0.18	0.006	0.07	1.97	4.9	<0.2	<10	120	2.13	0.65	0.21	0.17	49.4	8.3	22
ZZ31095		0.20	<0.001	0.07	1.74	5.7	<0.2	<10	130	1.87	0.69	0.21	0.16	41.7	7.2	21
ZZ31096		0.20	<0.001	0.14	2.27	6.9	<0.2	<10	180	2.47	0.85	0.16	0.13	43.1	8.7	25
ZZ31097		0.41	0.001	0.07	1.37	6.1	<0.2	<10	120	0.92	0.48	0.32	0.22	39.6	6.6	25
ZZ31098		0.18	<0.001	0.19	0.94	3.9	<0.2	<10	90	0.83	0.37	0.09	0.10	20.0	3.1	10
ZZ31099		0.26	0.001	0.06	1.69	7.4	<0.2	<10	110	1.35	0.81	0.16	0.20	36.6	8.5	24
ZZ31100		0.17	0.001	0.06	1.58	6.5	<0.2	<10	120	1.22	1.03	0.24	0.16	35.4	7.1	19
ZZ31101		0.21	0.001	0.19	1.45	12.4	<0.2	<10	120	1.62	1.39	0.25	0.12	30.6	8.0	17
ZZ31102		0.17	0.003	0.10	1.75	8.0	<0.2	<10	120	1.42	0.99	0.11	0.17	34.9	10.2	20
ZZ31103		0.14	<0.001	0.09	0.90	3.4	<0.2	<10	60	0.50	0.45	0.07	0.46	12.20	5.8	10
ZZ31104		0.25	<0.001	0.10	1.14	6.7	<0.2	<10	70	0.93	0.93	0.12	0.10	21.8	4.4	11

***** See Appendix Page for comments regarding this certificate *****

ALS Canada Ltd.
2103 Dollarton Hwy
North Vancouver BC V7H 0A7
Phone: 604 984 0221 Fax: 604 984 0218 www.alsglobal.com

To: **SILVER RANGE RESOURCES LTD.**
C/O ARCHER, CATHRO & ASSOCIATES (1981) LIMITED
1016-510 W HASTINGS ST
VANCOUVER BC V6B 1L8

Finalized Date: 17-SEP-2012
Account: RANSIL

Project: KEG (VAT)

CERTIFICATE OF ANALYSIS WH12202882

Sample Description	Method	ME-MS41	ME-MS41	ME-MS41	ME-MS41	ME-MS41	ME-MS41	ME-MS41	ME-MS41	ME-MS41	ME-MS41	ME-MS41	ME-MS41	ME-MS41	ME-MS41	ME-MS41
	Analyte	Cs	Cu	Fe	Ga	Ge	Hf	Hg	In	K	La	Li	Mg	Mn	Mo	Na
	Units	ppm	ppm	%	ppm	ppm	ppm	ppm	ppm	%	ppm	ppm	%	ppm	ppm	%
	LOR	0.05	0.2	0.01	0.05	0.05	0.02	0.01	0.005	0.01	0.2	0.1	0.01	5	0.05	0.01
ZZ31065		7.99	16.5	2.86	8.47	<0.05	<0.02	0.02	0.030	0.27	22.2	60.2	0.56	576	0.69	0.01
ZZ31066		4.51	14.1	1.70	6.32	<0.05	<0.02	0.02	0.019	0.16	12.2	32.3	0.31	464	0.92	0.01
ZZ31067		10.05	17.7	2.96	7.29	0.07	<0.02	0.04	0.035	0.32	22.1	52.5	0.47	616	0.48	0.01
ZZ31068		4.78	6.5	1.59	4.93	0.06	0.03	0.02	0.021	0.16	27.2	26.6	0.28	467	0.18	<0.01
ZZ31069		7.59	14.5	2.20	7.08	<0.05	<0.02	0.04	0.025	0.14	15.9	38.2	0.33	431	0.81	0.01
ZZ31070		9.31	15.7	2.49	6.67	0.08	<0.02	0.03	0.033	0.36	21.9	50.7	0.35	574	0.41	0.01
ZZ31071		6.83	14.8	2.02	6.76	<0.05	<0.02	0.07	0.020	0.09	11.3	30.6	0.24	194	1.67	0.01
ZZ31072		8.42	11.4	2.03	4.73	<0.05	<0.02	0.07	0.025	0.16	8.3	25.1	0.18	320	0.80	0.01
ZZ31073		9.20	15.3	2.42	7.32	0.05	<0.02	0.05	0.035	0.24	16.9	53.4	0.35	415	0.65	0.01
ZZ31074		11.00	16.0	2.80	8.75	0.06	<0.02	0.02	0.040	0.40	21.1	69.6	0.45	526	0.71	0.01
ZZ31075		8.92	13.7	2.43	6.52	0.07	<0.02	0.04	0.030	0.31	20.0	50.3	0.34	415	0.43	0.01
ZZ31076		6.13	12.1	1.99	6.37	0.06	<0.02	0.02	0.023	0.33	20.5	51.1	0.37	419	0.29	0.01
ZZ31077		6.02	9.0	1.67	4.83	<0.05	<0.02	0.05	0.015	0.09	8.4	16.4	0.14	151	0.76	0.01
ZZ31078		8.05	16.5	1.74	3.93	<0.05	<0.02	0.03	0.019	0.10	11.0	19.9	0.15	423	0.65	0.01
ZZ31079		7.19	13.5	2.06	5.46	0.05	<0.02	0.01	0.026	0.16	21.4	30.6	0.28	328	0.32	0.01
ZZ31080		8.39	15.4	2.26	6.65	0.06	<0.02	0.03	0.028	0.21	22.9	36.6	0.37	367	0.34	0.01
ZZ31081		7.98	13.8	2.38	6.34	0.05	<0.02	0.05	0.027	0.14	21.1	30.3	0.31	486	0.56	0.01
ZZ31082		7.14	12.3	2.40	7.38	0.07	<0.02	0.02	0.023	0.26	21.7	36.2	0.40	444	0.41	0.01
ZZ31083		7.85	10.1	2.49	7.78	0.06	<0.02	0.06	0.031	0.25	15.0	48.7	0.37	406	0.62	0.01
ZZ31084		10.45	10.9	2.27	9.30	0.08	<0.02	<0.01	0.028	0.50	16.6	60.3	0.56	440	0.18	0.01
ZZ31085		5.73	15.1	2.12	6.41	0.06	<0.02	0.02	0.024	0.21	15.7	36.1	0.38	375	0.69	0.02
ZZ31086		2.53	14.4	1.95	4.90	<0.05	<0.02	0.01	0.017	0.10	16.0	20.8	0.38	221	0.78	0.01
ZZ31087		3.60	14.9	2.11	5.48	0.06	0.02	0.01	0.021	0.18	21.2	29.1	0.47	272	0.75	0.01
ZZ31088		6.89	24.3	3.48	10.40	<0.05	<0.02	0.04	0.037	0.17	15.8	37.4	0.50	371	1.59	0.01
ZZ31089		2.47	25.8	2.61	6.28	<0.05	<0.02	0.02	0.025	0.07	14.8	18.9	0.47	293	1.30	0.01
ZZ31090		3.95	13.6	2.52	7.46	<0.05	<0.02	0.02	0.026	0.15	17.1	30.0	0.43	253	1.20	0.01
ZZ31091		6.66	18.6	2.72	8.86	0.05	<0.02	0.02	0.035	0.25	20.5	48.0	0.50	409	0.67	0.01
ZZ31092		2.92	11.1	1.77	4.40	0.06	<0.02	0.01	0.017	0.13	18.1	24.9	0.32	235	0.65	0.01
ZZ31093		5.82	18.2	2.60	7.13	0.08	<0.02	0.03	0.030	0.23	24.9	39.2	0.50	422	0.84	0.02
ZZ31094		5.67	17.8	2.74	7.98	0.06	<0.02	0.03	0.028	0.26	25.1	41.2	0.52	442	0.69	0.02
ZZ31095		6.73	19.3	2.80	8.15	0.05	<0.02	0.04	0.037	0.22	21.0	39.0	0.47	321	0.87	0.02
ZZ31096		6.72	21.2	3.09	10.00	0.05	<0.02	0.15	0.035	0.25	21.6	47.3	0.53	503	1.05	0.02
ZZ31097		3.13	16.1	2.20	5.42	0.06	0.02	0.01	0.025	0.16	21.2	27.0	0.50	263	0.83	0.02
ZZ31098		3.43	11.7	1.35	4.03	<0.05	<0.02	0.02	0.013	0.05	10.0	8.1	0.15	180	0.66	0.02
ZZ31099		5.93	16.5	2.70	8.30	0.05	<0.02	0.02	0.027	0.19	17.1	31.4	0.47	552	1.20	0.02
ZZ31100		6.80	16.7	2.55	6.76	0.05	<0.02	0.06	0.028	0.15	17.7	26.3	0.38	417	0.95	0.02
ZZ31101		7.04	17.8	2.91	5.56	0.05	<0.02	0.02	0.032	0.15	14.8	27.8	0.33	471	1.17	0.01
ZZ31102		6.33	18.6	2.49	7.07	<0.05	<0.02	0.03	0.025	0.12	16.7	24.9	0.37	522	1.17	0.01
ZZ31103		3.40	10.1	1.34	4.34	<0.05	<0.02	0.05	0.012	0.06	5.8	9.6	0.16	428	0.71	0.02
ZZ31104		5.31	13.2	1.68	4.75	<0.05	<0.02	0.03	0.021	0.08	10.9	16.9	0.21	303	0.60	0.02

***** See Appendix Page for comments regarding this certificate *****

ALS Canada Ltd.
2103 Dollarton Hwy
North Vancouver BC V7H 0A7
Phone: 604 984 0221 Fax: 604 984 0218 www.alsglobal.com

To: **SILVER RANGE RESOURCES LTD.**
C/O ARCHER, CATHRO & ASSOCIATES (1981) LIMITED
1016-510 W HASTINGS ST
VANCOUVER BC V6B 1L8

Finalized Date: 17-SEP-2012
Account: RANSIL

Project: KEG (VAT)

CERTIFICATE OF ANALYSIS WH12202882

Sample Description	Method	ME-MS41	ME-MS41	ME-MS41	ME-MS41	ME-MS41	ME-MS41	ME-MS41	ME-MS41	ME-MS41	ME-MS41	ME-MS41	ME-MS41	ME-MS41	ME-MS41	ME-MS41
	Analyte	Nb	Ni	P	Pb	Rb	Re	S	Sb	Sc	Se	Sn	Sr	Ta	Te	Th
	Units	ppm	ppm	ppm	ppm	ppm	ppm	%	ppm	ppm	ppm	ppm	ppm	ppm	ppm	ppm
	LOR	0.05	0.2	10	0.2	0.1	0.001	0.01	0.05	0.1	0.2	0.2	0.2	0.01	0.01	0.2
ZZ31065		1.84	14.4	650	28.5	50.4	<0.001	0.02	0.94	3.3	0.5	2.0	33.8	<0.01	0.01	4.7
ZZ31066		1.41	7.9	860	15.8	31.2	<0.001	0.04	0.51	1.5	0.2	1.6	32.7	<0.01	0.02	0.7
ZZ31067		1.76	15.8	830	26.8	57.0	<0.001	0.01	1.06	4.3	0.6	1.9	24.2	<0.01	<0.01	6.5
ZZ31068		0.78	3.2	680	39.2	26.6	<0.001	0.01	1.93	1.9	<0.2	0.8	51.7	<0.01	0.02	10.4
ZZ31069		1.29	7.9	830	31.2	36.9	0.001	0.06	1.86	1.6	0.5	1.8	36.2	<0.01	<0.01	0.7
ZZ31070		2.38	10.3	850	34.5	67.0	<0.001	0.02	5.68	4.0	0.9	2.2	21.0	<0.01	0.02	5.9
ZZ31071		1.76	10.9	660	15.0	22.5	<0.001	0.05	4.20	1.4	0.6	1.4	13.8	<0.01	0.02	0.7
ZZ31072		1.09	6.9	880	21.0	38.5	<0.001	0.06	6.45	1.3	<0.2	1.5	15.2	<0.01	<0.01	0.3
ZZ31073		2.21	9.3	730	32.6	54.8	<0.001	0.05	0.93	2.7	0.9	2.2	13.3	<0.01	0.01	2.0
ZZ31074		3.25	10.6	740	26.3	89.8	<0.001	0.04	0.90	4.1	0.6	2.8	15.8	<0.01	<0.01	3.4
ZZ31075		2.37	6.2	560	44.4	63.1	<0.001	0.03	2.96	3.2	0.2	2.0	16.5	<0.01	0.02	4.3
ZZ31076		1.96	7.1	890	26.1	56.2	<0.001	0.02	1.15	3.2	0.7	1.9	18.3	<0.01	<0.01	6.3
ZZ31077		1.00	7.2	490	15.5	16.8	<0.001	0.04	0.41	0.9	0.4	1.0	6.8	<0.01	0.01	0.6
ZZ31078		0.87	7.8	780	20.9	16.6	<0.001	0.03	1.43	1.6	0.3	0.8	43.2	<0.01	<0.01	1.5
ZZ31079		1.03	6.3	1130	18.9	34.4	<0.001	0.03	1.23	2.0	<0.2	1.5	20.3	<0.01	<0.01	2.5
ZZ31080		1.23	8.4	900	25.1	44.3	<0.001	0.03	1.04	2.3	0.2	1.7	29.5	<0.01	<0.01	1.7
ZZ31081		0.67	8.9	840	24.0	31.7	<0.001	0.04	0.91	1.3	0.5	1.2	13.1	<0.01	<0.01	0.9
ZZ31082		1.01	9.5	890	20.1	45.8	<0.001	0.02	0.60	2.5	0.3	1.6	16.3	<0.01	0.01	1.9
ZZ31083		2.22	11.5	720	17.0	43.3	<0.001	0.05	0.32	2.3	0.2	1.8	11.9	<0.01	<0.01	1.3
ZZ31084		1.88	8.8	1020	11.9	77.2	<0.001	0.01	0.35	4.6	0.5	2.8	39.5	<0.01	0.01	7.5
ZZ31085		1.84	13.5	760	13.2	36.6	<0.001	0.03	0.43	2.4	<0.2	1.4	12.7	<0.01	<0.01	2.0
ZZ31086		0.96	15.4	690	10.3	17.6	<0.001	0.02	0.51	1.8	0.3	0.9	11.1	<0.01	<0.01	1.2
ZZ31087		1.86	17.3	870	10.9	30.2	<0.001	0.01	0.52	3.2	0.3	1.2	15.9	<0.01	<0.01	6.5
ZZ31088		1.53	19.6	920	26.9	31.2	<0.001	0.05	0.82	2.1	0.2	1.7	15.7	<0.01	0.04	0.8
ZZ31089		1.24	17.1	720	16.1	12.8	<0.001	0.03	0.71	2.0	<0.2	0.6	13.2	<0.01	0.02	1.0
ZZ31090		2.11	16.5	500	15.4	25.6	<0.001	0.02	0.62	2.8	0.4	1.2	11.3	0.01	0.01	2.6
ZZ31091		2.05	15.4	730	20.3	44.7	<0.001	0.02	0.52	3.4	0.2	1.9	12.1	<0.01	0.01	3.3
ZZ31092		1.59	11.6	960	8.4	23.9	<0.001	0.01	0.49	2.1	0.5	1.0	12.5	<0.01	0.02	3.8
ZZ31093		1.90	17.9	830	16.2	40.4	<0.001	0.04	0.54	3.4	0.6	1.4	20.8	<0.01	0.04	2.9
ZZ31094		1.96	15.8	780	24.2	45.6	<0.001	0.03	0.51	3.5	0.3	1.5	13.4	<0.01	<0.01	4.5
ZZ31095		1.64	15.6	690	21.9	43.8	<0.001	0.04	0.73	2.8	0.4	1.7	17.6	<0.01	0.02	2.1
ZZ31096		2.11	17.4	670	20.1	49.3	<0.001	0.05	0.56	3.2	0.4	2.2	19.5	<0.01	0.04	1.6
ZZ31097		1.83	18.3	980	12.6	25.8	<0.001	0.02	0.63	3.3	0.3	1.0	17.1	<0.01	0.02	5.8
ZZ31098		0.31	6.8	780	11.2	11.2	<0.001	0.08	1.37	0.3	<0.2	0.6	10.9	<0.01	0.01	<0.2
ZZ31099		1.35	16.3	830	18.6	36.5	<0.001	0.05	0.82	2.1	0.3	1.7	13.0	<0.01	0.01	1.2
ZZ31100		1.19	14.3	940	18.9	30.5	<0.001	0.05	0.79	1.8	0.3	1.2	18.4	<0.01	0.01	1.2
ZZ31101		1.03	14.7	910	29.9	29.7	<0.001	0.05	3.81	2.4	0.6	1.2	19.6	<0.01	0.01	2.0
ZZ31102		1.12	14.0	850	20.5	25.4	<0.001	0.05	1.11	1.7	<0.2	1.1	12.2	<0.01	0.01	0.8
ZZ31103		0.38	6.2	570	7.8	17.3	<0.001	0.06	0.45	0.3	<0.2	0.6	8.6	<0.01	<0.01	<0.2
ZZ31104		0.80	7.4	600	18.5	17.7	<0.001	0.04	2.77	0.9	0.2	0.8	11.8	<0.01	<0.01	0.4

***** See Appendix Page for comments regarding this certificate *****

ALS Canada Ltd.
2103 Dollarton Hwy
North Vancouver BC V7H 0A7
Phone: 604 984 0221 Fax: 604 984 0218 www.alsglobal.com

To: **SILVER RANGE RESOURCES LTD.**
C/O ARCHER, CATHRO & ASSOCIATES (1981) LIMITED
1016-510 W HASTINGS ST
VANCOUVER BC V6B 1L8

Finalized Date: 17-SEP-2012
Account: RANSIL

Project: KEG (VAT)

CERTIFICATE OF ANALYSIS WH12202882

Sample Description	Method	ME-MS41	ME-MS41	ME-MS41	ME-MS41	ME-MS41	ME-MS41	ME-MS41	ME-MS41
	Analyte	Ti	Tl	U	V	W	Y	Zn	Zr
	Units	%	ppm	ppm	ppm	ppm	ppm	ppm	ppm
	LOR	0.005	0.02	0.05	1	0.05	0.05	2	0.5
ZZ31065		0.051	0.42	4.93	34	0.34	7.01	94	<0.5
ZZ31066		0.043	0.28	13.80	26	0.40	3.99	62	<0.5
ZZ31067		0.077	0.41	15.10	31	0.42	9.87	98	<0.5
ZZ31068		0.025	0.24	8.46	10	0.22	9.39	86	1.3
ZZ31069		0.041	0.35	14.50	25	0.34	5.94	77	<0.5
ZZ31070		0.071	0.49	12.80	22	0.20	10.65	103	<0.5
ZZ31071		0.058	0.20	7.02	36	0.53	3.94	57	<0.5
ZZ31072		0.030	0.25	8.47	21	0.14	4.28	70	<0.5
ZZ31073		0.070	0.43	14.65	27	0.66	6.35	88	<0.5
ZZ31074		0.108	0.66	20.6	33	0.48	7.97	99	<0.5
ZZ31075		0.065	0.49	12.25	20	0.98	7.18	105	0.7
ZZ31076		0.070	0.45	7.37	23	0.74	9.33	90	<0.5
ZZ31077		0.033	0.18	2.56	26	0.34	2.36	39	<0.5
ZZ31078		0.031	0.17	8.33	23	3.08	4.59	62	<0.5
ZZ31079		0.044	0.32	7.14	28	0.25	10.85	67	<0.5
ZZ31080		0.043	0.33	8.94	25	0.46	9.63	85	<0.5
ZZ31081		0.030	0.30	8.16	29	0.60	8.09	84	<0.5
ZZ31082		0.048	0.38	5.93	28	0.61	9.30	82	<0.5
ZZ31083		0.074	0.33	3.56	37	0.53	5.81	66	<0.5
ZZ31084		0.091	0.57	2.78	27	0.53	10.60	69	<0.5
ZZ31085		0.079	0.27	2.78	38	0.41	5.80	61	<0.5
ZZ31086		0.058	0.20	1.89	39	0.38	5.65	56	<0.5
ZZ31087		0.086	0.25	2.05	39	0.63	7.79	68	1.0
ZZ31088		0.042	0.36	3.23	59	0.53	5.22	99	<0.5
ZZ31089		0.065	0.18	1.59	52	0.36	4.61	62	<0.5
ZZ31090		0.074	0.25	1.20	51	0.42	4.55	64	<0.5
ZZ31091		0.069	0.38	2.51	43	0.26	6.62	88	<0.5
ZZ31092		0.065	0.19	2.10	32	0.23	8.08	58	<0.5
ZZ31093		0.076	0.32	4.74	43	0.31	9.52	85	<0.5
ZZ31094		0.064	0.35	2.90	42	0.24	8.02	101	<0.5
ZZ31095		0.065	0.40	3.30	46	0.29	6.45	95	<0.5
ZZ31096		0.072	0.43	4.08	48	0.40	7.35	90	<0.5
ZZ31097		0.083	0.23	2.70	41	0.49	8.44	74	0.9
ZZ31098		0.022	0.14	4.33	25	0.23	4.75	33	<0.5
ZZ31099		0.071	0.29	3.23	49	0.49	5.80	88	<0.5
ZZ31100		0.052	0.25	5.10	40	0.55	6.77	82	<0.5
ZZ31101		0.032	0.42	8.53	32	0.61	7.64	95	<0.5
ZZ31102		0.041	0.29	5.28	41	0.62	5.38	68	<0.5
ZZ31103		0.029	0.14	1.89	27	0.45	1.65	41	<0.5
ZZ31104		0.032	0.19	4.55	24	1.32	3.67	50	<0.5

***** See Appendix Page for comments regarding this certificate *****

ALS Canada Ltd.
2103 Dollarton Hwy
North Vancouver BC V7H 0A7
Phone: 604 984 0221 Fax: 604 984 0218 www.alsglobal.com

To: **SILVER RANGE RESOURCES LTD.**
C/O ARCHER, CATHRO & ASSOCIATES (1981) LIMITED
1016-510 W HASTINGS ST
VANCOUVER BC V6B 1L8

Finalized Date: 17-SEP-2012
Account: RANSIL

Project: KEG (VAT)

CERTIFICATE OF ANALYSIS WH12202882

Sample Description	Method	WEI-21	Au-ICP21	ME-MS41	ME-MS41	ME-MS41	ME-MS41	ME-MS41	ME-MS41	ME-MS41	ME-MS41	ME-MS41	ME-MS41	ME-MS41	ME-MS41	ME-MS41
	Analyte	Recvd Wt.	Au	Ag	Al	As	Au	B	Ba	Be	Bi	Ca	Cd	Ce	Co	Cr
	Units	kg	ppm	ppm	%	ppm	ppm	ppm	ppm	ppm	ppm	%	ppm	ppm	ppm	ppm
	LOR	0.02	0.001	0.01	0.01	0.1	0.2	10	10	0.05	0.01	0.01	0.01	0.02	0.1	1
ZZ31105		0.20	0.002	0.14	1.21	5.5	<0.2	<10	70	1.05	0.84	0.16	0.23	32.3	6.2	15
ZZ31106		0.24	<0.001	0.09	0.85	3.2	<0.2	<10	50	0.80	1.11	0.18	0.08	18.95	3.6	8
ZZ31107		0.19	0.001	0.08	1.20	3.7	<0.2	<10	70	1.14	0.85	0.17	0.10	25.2	4.3	12
ZZ31108		0.19	0.002	0.10	0.88	3.1	<0.2	<10	80	0.71	0.51	0.10	0.07	17.05	2.9	9
ZZ31109		0.23	0.001	0.11	1.66	5.6	<0.2	<10	100	1.65	0.84	0.20	0.24	32.9	6.0	15
ZZ31110		0.16	<0.001	0.02	0.53	0.7	<0.2	<10	20	0.14	0.08	0.09	0.03	6.34	1.8	3
ZZ31111		0.19	<0.001	0.13	1.73	7.6	<0.2	<10	120	2.71	1.45	0.30	0.21	53.5	9.1	16
ZZ31112		0.18	<0.001	0.03	0.37	0.2	<0.2	<10	20	0.16	0.08	0.12	0.04	6.56	1.9	2
ZZ31113		0.28	<0.001	0.05	0.71	2.9	<0.2	<10	40	0.57	0.48	0.14	0.14	19.25	4.2	7
ZZ31114		0.29	<0.001	0.06	1.35	6.1	<0.2	<10	80	1.11	1.32	0.27	0.33	40.6	7.9	17
ZZ31115		0.22	<0.001	0.17	1.96	5.9	<0.2	<10	80	2.29	1.79	0.22	0.31	53.5	7.9	19
ZZ31116		0.34	0.001	0.21	1.49	5.6	<0.2	<10	60	1.46	1.52	0.21	0.32	45.8	6.9	16
ZZ31117		0.26	0.001	0.09	1.38	4.4	<0.2	<10	60	0.98	0.83	0.13	0.14	29.2	4.5	13
ZZ31118		0.24	<0.001	0.17	2.12	7.0	<0.2	<10	100	2.50	1.32	0.14	0.22	40.1	7.5	19
ZZ31119		0.26	<0.001	0.12	1.28	4.3	<0.2	<10	80	1.22	0.66	0.20	0.33	33.2	5.8	14
ZZ31120		0.27	0.001	0.07	1.52	6.3	<0.2	<10	90	1.26	0.61	0.22	0.28	40.1	7.1	22
ZZ31121		0.34	<0.001	0.12	1.29	8.0	<0.2	<10	100	1.52	0.68	0.21	0.15	38.9	6.6	20
ZZ31122		0.27	<0.001	0.09	1.82	5.5	<0.2	<10	140	2.18	0.96	0.35	0.17	52.4	6.7	16
ZZ31123		0.24	<0.001	0.08	1.50	4.1	<0.2	<10	90	1.40	0.76	0.17	0.16	35.9	4.8	16
ZZ31124		0.27	0.008	0.09	1.14	6.3	<0.2	<10	90	1.09	0.62	0.21	0.20	43.7	5.8	15
ZZ31125		0.30	<0.001	0.05	1.21	8.4	<0.2	<10	80	1.37	0.63	0.24	0.15	45.1	6.6	19
ZZ31126		0.23	<0.001	0.05	0.54	0.6	<0.2	<10	20	0.46	0.06	0.10	0.03	10.40	1.7	2
ZZ31127		0.24	0.001	0.08	1.62	4.9	<0.2	<10	110	1.57	0.79	0.16	0.18	35.1	4.5	16
ZZ31128		0.26	0.003	0.17	1.74	6.0	<0.2	<10	120	1.71	1.02	0.14	0.17	31.4	4.7	19
ZZ31129		0.25	0.001	0.23	1.99	9.8	<0.2	<10	150	2.19	1.37	0.15	0.20	29.1	6.4	22
ZZ31130		0.42	<0.001	0.09	1.28	5.4	<0.2	<10	90	1.51	0.67	0.22	0.13	46.0	4.7	14
ZZ31131		0.31	0.005	0.07	1.19	5.1	<0.2	<10	80	0.94	0.47	0.19	0.16	34.3	4.7	17
ZZ31132		0.31	0.001	0.13	1.58	10.9	<0.2	<10	130	1.29	0.68	0.25	0.22	49.1	7.5	24
ZZ31133		0.33	0.002	0.10	1.41	6.4	<0.2	<10	80	1.35	0.69	0.17	0.17	40.6	5.8	16
ZZ31134		0.25	0.005	0.07	1.30	8.2	<0.2	<10	90	1.27	0.65	0.14	0.18	37.0	6.8	20
ZZ31135		0.32	<0.001	0.11	1.45	7.6	<0.2	<10	100	1.38	0.70	0.16	0.20	32.8	5.8	19
ZZ31136		0.20	0.001	0.08	1.10	5.8	<0.2	<10	90	0.82	0.42	0.16	0.15	27.7	4.5	16
ZZ31137		0.28	0.004	0.07	1.19	7.5	<0.2	<10	80	0.79	0.47	0.16	0.20	31.9	5.7	18
ZZ31138		0.28	0.008	0.06	1.29	11.0	<0.2	<10	80	1.32	0.64	0.22	0.21	50.8	7.0	16
ZZ31139		0.30	0.004	0.06	1.43	15.4	<0.2	<10	80	1.14	0.67	0.20	0.21	41.6	8.1	21
ZZ31140		0.32	0.005	0.08	1.45	6.2	<0.2	<10	80	1.07	0.75	0.13	0.15	36.5	5.4	18
ZZ31141		0.29	0.004	0.07	1.34	4.8	<0.2	<10	70	1.07	0.64	0.15	0.15	34.9	5.5	16
ZZ31142		0.25	0.003	0.06	1.23	4.5	<0.2	<10	70	0.95	0.63	0.17	0.16	43.6	5.1	15
ZZ31143		0.25	0.003	0.08	1.55	5.5	<0.2	<10	90	1.68	0.86	0.14	0.19	45.7	5.9	16
ZZ31144		0.31	0.002	0.07	1.61	4.8	<0.2	<10	50	1.63	1.05	0.12	0.20	53.3	5.5	12

***** See Appendix Page for comments regarding this certificate *****

ALS Canada Ltd.
2103 Dollarton Hwy
North Vancouver BC V7H 0A7
Phone: 604 984 0221 Fax: 604 984 0218 www.alsglobal.com

To: **SILVER RANGE RESOURCES LTD.**
C/O ARCHER, CATHRO & ASSOCIATES (1981) LIMITED
1016-510 W HASTINGS ST
VANCOUVER BC V6B 1L8

Finalized Date: 17-SEP-2012
Account: RANSIL

Project: KEG (VAT)

CERTIFICATE OF ANALYSIS WH12202882

Sample Description	Method	ME-MS41	ME-MS41	ME-MS41	ME-MS41	ME-MS41	ME-MS41	ME-MS41	ME-MS41	ME-MS41	ME-MS41	ME-MS41	ME-MS41	ME-MS41	ME-MS41	ME-MS41
	Analyte	Cs	Cu	Fe	Ga	Ge	Hf	Hg	In	K	La	Li	Mg	Mn	Mo	Na
	Units	ppm	ppm	%	ppm	ppm	ppm	ppm	ppm	%	ppm	ppm	%	ppm	ppm	%
	LOR	0.05	0.2	0.01	0.05	0.05	0.02	0.01	0.005	0.01	0.2	0.1	0.01	5	0.05	0.01
ZZ31105		4.74	13.4	1.96	6.31	0.05	<0.02	0.03	0.026	0.17	16.2	25.3	0.29	420	0.87	0.01
ZZ31106		4.96	12.4	1.40	3.93	<0.05	<0.02	0.01	0.017	0.06	9.0	11.6	0.15	179	0.49	0.03
ZZ31107		3.37	13.2	1.56	5.40	<0.05	<0.02	0.05	0.018	0.13	11.8	24.6	0.29	279	0.61	0.02
ZZ31108		2.82	13.6	1.22	4.16	<0.05	<0.02	0.06	0.014	0.06	8.4	11.0	0.17	132	0.65	0.03
ZZ31109		7.69	17.2	2.04	6.72	0.05	<0.02	0.07	0.022	0.14	15.3	32.8	0.36	305	0.91	0.02
ZZ31110		0.52	6.8	0.75	2.16	<0.05	<0.02	0.01	<0.005	0.02	2.9	1.9	0.05	53	0.21	0.03
ZZ31111		11.40	20.7	3.03	7.07	0.06	<0.02	0.05	0.036	0.18	24.3	43.2	0.42	676	0.59	0.01
ZZ31112		0.29	5.4	0.64	2.14	<0.05	<0.02	0.03	<0.005	0.02	3.6	0.8	0.03	72	0.14	0.03
ZZ31113		3.50	13.3	1.49	3.83	<0.05	<0.02	0.07	0.015	0.07	8.6	13.0	0.16	214	0.44	0.02
ZZ31114		5.29	17.5	2.16	6.01	0.06	<0.02	0.04	0.031	0.15	18.7	35.5	0.39	435	0.91	0.01
ZZ31115		6.81	23.9	2.82	8.62	0.06	<0.02	0.05	0.048	0.19	25.6	42.4	0.50	622	0.87	0.02
ZZ31116		6.74	22.1	2.39	6.89	0.06	<0.02	0.03	0.061	0.19	22.3	33.5	0.40	475	0.83	0.02
ZZ31117		4.41	14.4	1.93	6.35	<0.05	<0.02	0.03	0.024	0.16	13.8	31.7	0.33	247	0.73	0.02
ZZ31118		7.91	16.5	2.76	9.86	0.05	<0.02	0.03	0.033	0.27	20.0	54.2	0.50	436	0.99	0.02
ZZ31119		4.38	18.4	1.93	5.86	0.06	<0.02	0.02	0.022	0.16	15.9	25.5	0.34	330	0.77	0.02
ZZ31120		3.81	15.9	2.15	6.02	0.06	<0.02	0.02	0.022	0.16	20.2	29.1	0.47	344	0.92	0.01
ZZ31121		3.75	13.8	2.01	5.93	0.05	<0.02	<0.01	0.013	0.13	18.3	31.9	0.37	318	0.85	0.01
ZZ31122		6.30	13.9	2.17	8.31	0.06	<0.02	<0.01	0.027	0.30	28.2	51.8	0.46	391	0.44	0.01
ZZ31123		3.79	11.8	1.71	6.51	<0.05	<0.02	0.01	0.017	0.15	16.5	32.2	0.36	212	0.61	0.01
ZZ31124		4.03	8.0	1.72	5.62	<0.05	0.02	0.01	0.012	0.15	21.6	38.9	0.31	265	0.69	0.01
ZZ31125		4.09	11.1	1.97	6.36	<0.05	0.02	0.01	0.022	0.18	21.5	43.5	0.40	270	0.86	0.01
ZZ31126		0.20	3.6	0.63	2.38	<0.05	<0.02	<0.01	<0.005	0.02	4.8	1.1	0.03	65	0.20	0.03
ZZ31127		4.09	10.1	1.77	6.84	<0.05	<0.02	0.01	0.021	0.13	15.8	39.1	0.38	164	0.56	0.01
ZZ31128		4.57	11.9	1.81	6.81	<0.05	<0.02	0.01	0.022	0.11	14.1	39.3	0.36	205	0.77	0.01
ZZ31129		4.99	12.4	2.46	7.80	<0.05	<0.02	0.01	0.027	0.11	12.9	49.2	0.42	432	1.07	0.01
ZZ31130		4.55	9.7	1.69	6.53	0.06	<0.02	<0.01	0.017	0.18	23.8	42.3	0.35	225	0.49	0.01
ZZ31131		2.95	11.3	1.61	4.97	<0.05	<0.02	0.01	0.015	0.14	15.9	26.2	0.30	162	0.63	0.01
ZZ31132		3.69	15.7	2.30	6.30	0.06	0.03	<0.01	0.020	0.15	23.3	34.8	0.45	330	0.97	0.01
ZZ31133		4.41	10.8	1.81	6.15	0.05	<0.02	<0.01	0.017	0.20	19.9	39.7	0.36	272	0.59	0.01
ZZ31134		3.37	12.2	2.09	6.19	<0.05	<0.02	<0.01	0.018	0.12	16.7	29.2	0.35	325	1.04	0.01
ZZ31135		3.49	14.6	1.91	6.16	0.05	<0.02	<0.01	0.019	0.11	15.7	30.0	0.35	221	0.81	0.01
ZZ31136		2.28	11.1	1.59	4.54	<0.05	<0.02	0.01	0.016	0.07	13.1	18.1	0.29	167	0.84	0.02
ZZ31137		2.59	14.6	1.89	5.25	<0.05	<0.02	<0.01	0.016	0.09	14.7	20.5	0.31	226	1.00	0.01
ZZ31138		4.57	10.8	1.83	6.08	0.07	0.02	<0.01	0.019	0.19	23.7	40.8	0.37	320	0.60	0.01
ZZ31139		3.95	13.2	2.22	6.54	0.05	0.02	<0.01	0.021	0.16	18.4	32.2	0.42	418	1.08	0.01
ZZ31140		4.65	13.6	2.01	6.83	0.06	<0.02	<0.01	0.016	0.17	16.9	37.2	0.39	230	0.74	0.01
ZZ31141		4.30	15.4	1.85	6.67	<0.05	<0.02	0.01	0.016	0.17	16.4	35.7	0.37	221	0.68	0.01
ZZ31142		4.13	11.6	1.74	5.94	0.05	<0.02	<0.01	0.013	0.17	21.3	34.9	0.35	228	0.58	0.01
ZZ31143		4.32	16.2	2.07	7.08	0.05	<0.02	0.01	0.017	0.14	21.8	33.7	0.35	375	0.68	0.01
ZZ31144		5.35	11.0	2.23	9.12	0.06	<0.02	0.01	0.023	0.18	25.9	32.5	0.36	385	0.50	0.01

***** See Appendix Page for comments regarding this certificate *****

ALS Canada Ltd.
2103 Dollarton Hwy
North Vancouver BC V7H 0A7
Phone: 604 984 0221 Fax: 604 984 0218 www.alsglobal.com

To: **SILVER RANGE RESOURCES LTD.**
C/O ARCHER, CATHRO & ASSOCIATES (1981) LIMITED
1016-510 W HASTINGS ST
VANCOUVER BC V6B 1L8

Finalized Date: 17-SEP-2012
Account: RANSIL

Project: KEG (VAT)

CERTIFICATE OF ANALYSIS WH12202882

Sample Description	Method	ME-MS41	ME-MS41	ME-MS41	ME-MS41	ME-MS41	ME-MS41	ME-MS41	ME-MS41	ME-MS41	ME-MS41	ME-MS41	ME-MS41	ME-MS41	ME-MS41	ME-MS41
	Analyte	Nb	Ni	P	Pb	Rb	Re	S	Sb	Sc	Se	Sn	Sr	Ta	Te	Th
	Units	ppm	ppm	ppm	ppm	ppm	ppm	%	ppm	ppm	ppm	ppm	ppm	ppm	ppm	ppm
	LOR	0.05	0.2	10	0.2	0.1	0.001	0.01	0.05	0.1	0.2	0.2	0.2	0.01	0.01	0.2
ZZ31105		0.95	10.9	800	18.9	35.2	<0.001	0.04	0.99	1.3	0.2	1.4	11.0	<0.01	0.01	0.6
ZZ31106		0.47	5.4	740	10.5	12.3	0.001	0.04	0.38	0.7	<0.2	0.6	13.8	<0.01	<0.01	0.3
ZZ31107		0.83	8.4	740	13.5	26.8	<0.001	0.04	0.57	1.0	<0.2	1.2	12.9	<0.01	0.03	0.4
ZZ31108		0.48	6.2	730	8.5	12.3	<0.001	0.07	0.51	0.4	0.5	0.7	10.6	0.01	0.01	<0.2
ZZ31109		0.87	11.6	850	18.4	35.5	0.001	0.06	0.68	1.1	0.6	1.4	20.7	<0.01	0.01	0.4
ZZ31110		0.22	1.9	440	1.9	3.2	<0.001	0.02	0.07	0.2	<0.2	0.2	7.7	<0.01	<0.01	<0.2
ZZ31111		1.02	13.1	910	29.2	47.0	<0.001	0.04	7.43	2.9	<0.2	1.7	21.3	<0.01	<0.01	1.9
ZZ31112		0.23	1.3	500	3.1	1.8	<0.001	0.02	0.05	0.2	<0.2	<0.2	9.6	<0.01	<0.01	<0.2
ZZ31113		0.43	5.6	780	11.2	15.1	<0.001	0.04	0.34	0.6	<0.2	0.8	9.1	<0.01	0.03	0.3
ZZ31114		1.16	14.5	1030	24.4	28.9	<0.001	0.03	0.62	1.8	0.7	1.3	23.0	<0.01	0.03	1.8
ZZ31115		1.27	13.1	900	39.1	34.4	<0.001	0.05	0.44	2.5	0.7	2.2	16.6	<0.01	0.03	1.8
ZZ31116		1.20	11.5	1170	48.3	36.6	0.001	0.03	0.58	2.5	0.7	1.8	13.1	<0.01	0.01	2.4
ZZ31117		1.08	8.3	870	17.5	32.8	0.001	0.04	0.39	1.6	0.2	1.9	11.0	<0.01	<0.01	0.9
ZZ31118		1.76	12.9	930	26.3	57.4	<0.001	0.05	0.64	2.5	0.5	3.5	13.9	<0.01	<0.01	1.4
ZZ31119		1.09	9.4	1100	16.5	30.1	<0.001	0.04	0.39	1.8	0.8	1.5	17.5	<0.01	<0.01	1.2
ZZ31120		1.23	15.5	1060	15.2	28.2	<0.001	0.02	0.49	2.4	0.5	1.3	18.0	<0.01	0.02	3.0
ZZ31121		0.74	14.7	800	16.0	27.3	<0.001	0.03	0.55	1.7	1.1	1.3	15.3	<0.01	<0.01	1.4
ZZ31122		1.38	11.7	820	23.0	57.2	<0.001	0.02	0.39	3.1	0.6	2.3	53.5	<0.01	0.01	4.6
ZZ31123		1.04	10.2	830	14.1	29.3	<0.001	0.05	0.42	1.8	1.2	1.5	12.4	<0.01	0.01	0.9
ZZ31124		1.51	12.8	810	17.9	31.6	<0.001	0.03	0.48	1.8	1.1	1.6	11.0	<0.01	<0.01	5.6
ZZ31125		1.71	15.7	770	16.5	38.9	<0.001	0.02	0.54	2.3	0.6	1.7	14.5	<0.01	0.02	6.1
ZZ31126		0.22	1.3	490	2.8	1.5	<0.001	0.04	0.06	0.2	0.3	<0.2	8.7	<0.01	<0.01	<0.2
ZZ31127		1.05	9.9	700	15.4	30.0	<0.001	0.04	0.36	1.8	0.8	1.9	13.4	<0.01	<0.01	0.8
ZZ31128		0.86	10.2	810	16.7	26.3	<0.001	0.07	0.34	1.5	0.8	1.6	12.1	<0.01	0.01	0.4
ZZ31129		0.96	13.0	850	18.9	27.0	<0.001	0.07	0.40	1.9	0.3	1.8	15.1	<0.01	0.02	0.5
ZZ31130		1.19	9.4	790	15.8	43.0	0.001	0.03	0.31	2.0	0.7	2.0	16.6	<0.01	<0.01	3.1
ZZ31131		0.81	11.5	820	15.1	24.1	<0.001	0.03	0.41	1.5	0.9	1.2	11.8	<0.01	0.02	1.0
ZZ31132		1.51	16.8	990	17.8	29.5	<0.001	0.02	0.63	3.3	1.4	1.3	14.2	<0.01	0.02	5.4
ZZ31133		1.19	12.5	750	16.8	41.8	<0.001	0.03	0.45	1.8	0.9	1.8	10.6	<0.01	0.01	3.0
ZZ31134		0.93	14.2	620	17.2	27.1	<0.001	0.04	0.56	1.6	1.2	1.3	11.7	<0.01	<0.01	0.9
ZZ31135		0.74	13.4	870	16.7	26.8	<0.001	0.06	0.46	1.6	1.0	1.2	13.1	<0.01	0.03	0.6
ZZ31136		0.49	10.7	840	12.8	15.5	<0.001	0.06	0.41	0.9	1.1	0.8	12.6	<0.01	<0.01	0.2
ZZ31137		0.61	13.1	850	14.0	19.2	<0.001	0.04	0.51	1.1	1.3	0.9	11.5	<0.01	0.04	0.5
ZZ31138		1.60	13.8	810	18.1	42.3	<0.001	0.02	0.59	2.1	1.0	1.7	13.4	<0.01	<0.01	6.4
ZZ31139		1.32	16.9	1020	20.8	31.2	<0.001	0.04	1.11	2.2	0.8	1.4	11.2	<0.01	0.03	2.9
ZZ31140		1.00	12.4	700	17.9	38.0	<0.001	0.04	0.55	1.6	1.1	1.8	10.8	<0.01	<0.01	1.6
ZZ31141		0.95	11.6	810	17.0	39.1	<0.001	0.04	0.42	1.6	1.0	1.7	11.3	<0.01	<0.01	1.4
ZZ31142		0.92	10.3	780	16.0	35.1	<0.001	0.03	0.39	1.6	0.8	1.6	11.1	<0.01	<0.01	2.2
ZZ31143		0.57	9.9	720	22.8	33.2	<0.001	0.04	0.50	0.9	1.0	1.8	14.4	<0.01	<0.01	0.6
ZZ31144		0.50	7.5	870	29.5	37.0	<0.001	0.05	0.56	0.7	1.1	1.7	9.0	<0.01	0.02	1.0

***** See Appendix Page for comments regarding this certificate *****

ALS Canada Ltd.
2103 Dollarton Hwy
North Vancouver BC V7H 0A7
Phone: 604 984 0221 Fax: 604 984 0218 www.alsglobal.com

To: **SILVER RANGE RESOURCES LTD.**
C/O ARCHER, CATHRO & ASSOCIATES (1981) LIMITED
1016-510 W HASTINGS ST
VANCOUVER BC V6B 1L8

Finalized Date: 17-SEP-2012
Account: RANSIL

Project: KEG (VAT)

CERTIFICATE OF ANALYSIS WH12202882

Sample Description	Method	ME-MS41	ME-MS41	ME-MS41	ME-MS41	ME-MS41	ME-MS41	ME-MS41	ME-MS41
	Analyte	Ti	Tl	U	V	W	Y	Zn	Zr
	Units	%	ppm	ppm	ppm	ppm	ppm	ppm	ppm
	LOR	0.005	0.02	0.05	1	0.05	0.05	2	0.5
ZZ31105		0.050	0.26	3.67	34	0.72	5.54	75	<0.5
ZZ31106		0.033	0.11	2.87	26	0.60	3.15	37	<0.5
ZZ31107		0.042	0.21	2.49	28	0.43	4.10	51	<0.5
ZZ31108		0.027	0.15	2.83	23	0.40	2.61	33	<0.5
ZZ31109		0.040	0.30	15.10	32	0.43	5.86	74	<0.5
ZZ31110		0.037	0.03	0.69	24	0.05	1.19	12	<0.5
ZZ31111		0.036	0.33	8.32	35	0.63	9.46	124	<0.5
ZZ31112		0.032	0.02	0.40	20	0.10	1.15	11	<0.5
ZZ31113		0.042	0.13	2.40	32	0.22	3.53	48	<0.5
ZZ31114		0.061	0.22	1.65	36	0.64	8.40	96	<0.5
ZZ31115		0.054	0.35	11.55	37	0.74	8.48	129	<0.5
ZZ31116		0.064	0.29	6.58	38	0.71	8.08	123	<0.5
ZZ31117		0.060	0.27	3.12	34	0.42	4.94	73	<0.5
ZZ31118		0.076	0.46	4.38	45	0.78	5.86	105	<0.5
ZZ31119		0.065	0.24	3.01	39	0.61	5.86	81	<0.5
ZZ31120		0.070	0.26	2.51	39	2.34	7.65	82	<0.5
ZZ31121		0.059	0.26	3.64	37	1.12	6.19	70	<0.5
ZZ31122		0.075	0.49	3.12	31	1.48	9.07	88	<0.5
ZZ31123		0.063	0.29	3.42	34	0.72	6.75	64	<0.5
ZZ31124		0.072	0.28	1.97	30	0.26	6.74	64	0.8
ZZ31125		0.082	0.34	2.60	35	0.36	7.32	75	1.2
ZZ31126		0.035	0.05	0.99	21	0.06	1.99	9	<0.5
ZZ31127		0.064	0.34	4.26	35	0.62	6.00	62	<0.5
ZZ31128		0.053	0.38	6.61	39	0.51	5.88	68	<0.5
ZZ31129		0.053	0.33	9.42	45	0.56	5.18	85	<0.5
ZZ31130		0.070	0.37	5.73	27	0.31	7.43	68	<0.5
ZZ31131		0.061	0.28	2.42	31	0.43	5.90	56	<0.5
ZZ31132		0.078	0.31	3.77	39	0.92	9.61	82	1.3
ZZ31133		0.071	0.33	3.43	30	0.34	6.32	75	<0.5
ZZ31134		0.062	0.23	4.33	38	0.35	5.65	65	<0.5
ZZ31135		0.057	0.23	4.14	37	0.28	5.81	71	<0.5
ZZ31136		0.045	0.17	2.59	31	0.27	4.96	52	<0.5
ZZ31137		0.049	0.19	2.20	35	1.06	5.79	60	<0.5
ZZ31138		0.077	0.34	2.58	29	0.17	7.26	79	1.0
ZZ31139		0.070	0.31	2.49	35	0.88	7.26	87	0.7
ZZ31140		0.070	0.40	3.00	33	0.25	4.95	79	<0.5
ZZ31141		0.072	0.32	2.65	33	0.22	5.37	76	<0.5
ZZ31142		0.071	0.33	3.03	30	0.22	6.27	70	<0.5
ZZ31143		0.048	0.38	4.08	31	0.17	5.39	85	<0.5
ZZ31144		0.033	0.36	4.02	21	0.09	5.08	118	<0.5

***** See Appendix Page for comments regarding this certificate *****

ALS Canada Ltd.
2103 Dollarton Hwy
North Vancouver BC V7H 0A7
Phone: 604 984 0221 Fax: 604 984 0218 www.alsglobal.com

To: **SILVER RANGE RESOURCES LTD.**
C/O ARCHER, CATHRO & ASSOCIATES (1981) LIMITED
1016-510 W HASTINGS ST
VANCOUVER BC V6B 1L8

Finalized Date: 17-SEP-2012
Account: RANSIL

Project: KEG (VAT)

CERTIFICATE OF ANALYSIS WH12202882

Sample Description	Method	WEI-21	Au-ICP21	ME-MS41	ME-MS41	ME-MS41	ME-MS41	ME-MS41	ME-MS41	ME-MS41	ME-MS41	ME-MS41	ME-MS41	ME-MS41	ME-MS41	ME-MS41
	Analyte	Recvd Wt.	Au	Ag	Al	As	Au	B	Ba	Be	Bi	Ca	Cd	Ce	Co	Cr
	Units	kg	ppm	ppm	%	ppm	ppm	ppm	ppm	ppm	ppm	%	ppm	ppm	ppm	ppm
	LOR	0.02	0.001	0.01	0.01	0.1	0.2	10	10	0.05	0.01	0.01	0.01	0.02	0.1	1
ZZ31145		0.27	0.002	0.06	1.05	3.2	<0.2	<10	40	0.91	0.52	0.14	0.12	26.7	4.2	10
ZZ31146		0.23	0.002	0.05	1.35	2.0	<0.2	<10	100	2.31	1.03	0.10	0.14	46.9	5.9	10
ZZ31147		0.29	0.003	0.15	1.15	3.4	<0.2	<10	80	1.41	0.98	0.14	0.19	32.3	4.2	11
ZZ31148		0.24	0.002	0.16	1.47	3.8	<0.2	<10	90	2.25	1.22	0.15	0.21	49.2	4.7	13
ZZ31149		0.24	0.002	0.06	1.37	4.8	<0.2	<10	60	0.85	0.72	0.08	0.14	25.8	4.3	15
ZZ31150		0.27	0.001	0.07	1.52	5.4	<0.2	<10	70	2.27	1.16	0.14	0.16	52.4	5.5	14
ZZ31151		0.21	0.001	0.18	1.12	17.0	<0.2	<10	60	1.04	1.04	0.07	0.13	30.9	4.2	13
ZZ31152		0.26	0.002	0.22	0.92	10.0	<0.2	<10	90	1.34	0.85	0.09	0.15	35.5	3.7	12
ZZ31153		0.18	0.002	0.59	1.80	19.1	<0.2	<10	90	1.38	0.86	0.09	0.32	30.9	7.0	28
ZZ31154		0.27	0.002	0.33	1.35	20.3	<0.2	<10	110	1.66	1.18	0.11	0.18	36.0	5.0	17
ZZ31155		0.21	0.002	0.18	0.57	7.4	<0.2	<10	50	0.40	0.49	0.05	0.14	15.95	2.5	6
ZZ31156		0.21	0.003	0.26	1.54	25.9	<0.2	<10	100	1.87	1.25	0.09	0.20	42.4	5.4	18
ZZ31157		0.22	0.003	0.11	1.20	17.2	<0.2	<10	70	0.96	1.15	0.06	0.19	31.8	4.6	16
ZZ31158		0.18	0.002	0.43	1.18	17.0	<0.2	<10	70	1.10	1.54	0.10	0.15	32.6	3.8	13
ZZ31159		0.18	0.002	0.30	1.28	7.9	<0.2	<10	90	0.97	0.78	0.08	0.28	26.7	4.2	17
ZZ31160		0.23	0.003	0.13	1.04	5.6	<0.2	<10	160	1.29	0.71	0.23	0.19	50.7	5.2	17
ZZ31161		0.26	0.005	0.19	1.13	6.3	<0.2	<10	130	1.03	0.55	0.22	0.20	34.9	5.7	20
ZZ31162		0.29	0.009	0.20	1.28	7.2	<0.2	<10	150	1.23	0.75	0.19	0.22	42.0	6.5	21
ZZ31163		0.19	0.003	0.20	1.25	7.0	<0.2	<10	90	0.75	0.88	0.12	0.34	30.1	6.2	20
ZZ31164		0.21	0.003	0.24	1.68	9.0	<0.2	<10	150	1.01	1.17	0.11	0.25	28.3	5.5	24
ZZ31165		0.31	0.004	0.21	1.77	8.8	<0.2	<10	200	1.32	1.00	0.17	0.20	38.3	6.6	24
ZZ31166		0.36	0.003	0.18	1.48	8.2	<0.2	<10	140	1.26	1.00	0.20	0.17	42.3	5.5	22
ZZ31167		0.42	0.004	0.22	1.58	14.8	<0.2	<10	190	1.22	0.84	0.16	0.23	40.8	8.1	25
ZZ31168		0.25	0.004	0.40	2.06	8.0	<0.2	<10	250	1.57	0.93	0.19	0.12	46.9	5.7	26
ZZ31169		0.35	0.002	0.22	2.03	14.1	<0.2	<10	230	1.71	1.06	0.15	0.22	33.3	8.3	26
ZZ31170		0.21	0.003	0.15	1.47	12.7	<0.2	<10	110	0.85	0.92	0.11	0.26	30.0	5.2	23
ZZ31171		0.19	0.004	0.17	1.78	12.0	<0.2	<10	110	1.05	0.79	0.16	0.35	31.3	8.8	26
ZZ31172		0.20	0.006	0.15	1.62	16.5	<0.2	<10	160	1.48	0.82	0.15	0.27	41.8	5.8	24
ZZ31173		0.18	0.003	0.22	1.78	16.2	<0.2	<10	150	1.54	0.93	0.13	0.39	38.7	7.1	25
ZZ31174		0.21	0.004	0.15	2.07	13.4	<0.2	<10	140	1.52	1.02	0.11	0.33	32.9	7.4	28
ZZ31175		0.20	0.004	0.13	1.40	10.5	<0.2	<10	150	1.30	0.70	0.21	0.27	50.2	6.8	24
ZZ31176		0.17	0.006	0.12	2.32	15.0	<0.2	<10	210	2.22	1.27	0.14	0.13	44.4	8.1	30
ZZ31177		0.18	0.005	0.11	1.57	8.5	<0.2	<10	150	1.31	0.80	0.17	0.18	37.4	6.9	22
ZZ31178		0.30	0.002	0.11	1.49	9.1	<0.2	<10	120	1.31	0.87	0.18	0.21	43.4	6.7	22
ZZ31179		0.27	0.004	0.12	1.53	8.0	<0.2	<10	130	1.41	0.86	0.20	0.26	41.3	6.5	20
ZZ31180		0.16	0.006	0.15	1.61	10.0	<0.2	<10	100	1.03	1.05	0.09	0.34	33.5	5.2	22
ZZ31181		0.17	0.005	0.20	2.12	12.8	<0.2	<10	210	2.17	1.20	0.10	0.30	51.3	7.8	28
ZZ31182		0.19	0.003	0.46	1.75	11.9	<0.2	<10	90	0.96	1.19	0.06	0.25	32.0	5.2	27
ZZ31183		0.22	0.003	0.15	1.33	8.1	<0.2	<10	140	1.65	0.72	0.20	0.14	45.2	6.3	20
ZZ31184		0.24	0.007	0.14	1.89	10.7	<0.2	<10	190	1.35	0.87	0.13	0.21	33.9	6.4	25

***** See Appendix Page for comments regarding this certificate *****

ALS Canada Ltd.
2103 Dollarton Hwy
North Vancouver BC V7H 0A7
Phone: 604 984 0221 Fax: 604 984 0218 www.alsglobal.com

To: **SILVER RANGE RESOURCES LTD.**
C/O ARCHER, CATHRO & ASSOCIATES (1981) LIMITED
1016-510 W HASTINGS ST
VANCOUVER BC V6B 1L8

Finalized Date: 17-SEP-2012
Account: RANSIL

Project: KEG (VAT)

CERTIFICATE OF ANALYSIS WH12202882

Sample Description	Method	ME-MS41	ME-MS41	ME-MS41	ME-MS41	ME-MS41	ME-MS41	ME-MS41	ME-MS41	ME-MS41	ME-MS41	ME-MS41	ME-MS41	ME-MS41	ME-MS41	ME-MS41
	Analyte	Cs	Cu	Fe	Ga	Ge	Hf	Hg	In	K	La	Li	Mg	Mn	Mo	Na
	Units	ppm	ppm	%	ppm	ppm	ppm	ppm	ppm	%	ppm	ppm	%	ppm	ppm	%
	LOR	0.05	0.2	0.01	0.05	0.05	0.02	0.01	0.005	0.01	0.2	0.1	0.01	5	0.05	0.01
ZZ31145		3.81	17.4	1.55	5.77	<0.05	<0.02	0.01	0.015	0.10	12.2	25.6	0.24	171	0.53	0.02
ZZ31146		5.08	15.5	1.67	7.23	0.05	0.02	0.03	0.014	0.15	22.6	32.4	0.27	485	0.43	0.02
ZZ31147		4.73	11.5	1.80	6.12	0.05	<0.02	0.05	0.022	0.14	14.6	30.8	0.26	282	0.57	0.02
ZZ31148		8.57	12.6	2.17	8.06	0.06	0.02	0.05	0.021	0.24	23.9	54.6	0.36	295	0.54	0.01
ZZ31149		4.77	15.5	1.87	7.10	<0.05	<0.02	0.02	0.015	0.14	11.5	32.8	0.31	183	0.87	0.01
ZZ31150		8.20	11.9	2.21	9.86	0.06	<0.02	0.01	0.015	0.33	23.6	62.4	0.43	336	0.51	0.01
ZZ31151		4.90	11.8	1.96	6.08	<0.05	<0.02	0.05	0.016	0.09	14.0	21.2	0.21	223	0.96	0.01
ZZ31152		4.54	10.7	1.66	5.16	<0.05	<0.02	0.02	0.012	0.07	16.6	17.1	0.21	158	0.72	0.01
ZZ31153		4.32	18.4	3.35	7.81	<0.05	<0.02	0.03	0.027	0.07	14.6	27.5	0.42	364	1.80	0.01
ZZ31154		6.30	15.1	2.34	6.78	<0.05	<0.02	0.01	0.021	0.10	16.8	24.1	0.27	258	1.08	0.01
ZZ31155		2.57	8.0	1.21	3.80	<0.05	<0.02	0.03	0.006	0.05	7.9	4.7	0.07	80	0.68	0.01
ZZ31156		5.43	10.7	2.53	7.31	<0.05	<0.02	0.02	0.020	0.13	22.1	29.7	0.33	306	1.07	0.01
ZZ31157		5.03	8.1	2.23	7.27	0.05	<0.02	0.02	0.020	0.12	16.2	22.9	0.27	245	1.11	<0.01
ZZ31158		4.55	7.5	1.92	5.35	<0.05	<0.02	0.03	0.018	0.12	16.6	20.2	0.23	197	0.72	0.01
ZZ31159		2.97	8.0	1.90	5.46	<0.05	<0.02	0.05	0.017	0.07	13.1	19.4	0.22	134	1.32	0.01
ZZ31160		3.02	10.5	1.82	4.06	0.07	0.04	0.01	0.016	0.11	25.2	23.9	0.32	283	0.72	0.01
ZZ31161		2.30	11.0	1.85	3.95	0.05	0.02	0.03	0.015	0.08	17.8	21.1	0.35	240	0.92	0.01
ZZ31162		3.00	11.5	2.01	5.00	0.06	<0.02	0.02	0.019	0.09	21.6	24.3	0.35	273	0.98	0.01
ZZ31163		2.99	7.9	2.26	5.19	<0.05	0.04	0.04	0.015	0.11	13.5	24.8	0.35	244	0.99	0.01
ZZ31164		3.76	10.9	2.75	6.44	<0.05	<0.02	0.04	0.021	0.09	13.7	25.1	0.35	234	1.32	0.02
ZZ31165		3.29	16.3	2.40	5.55	0.05	<0.02	0.03	0.022	0.09	20.8	26.2	0.39	297	1.07	0.02
ZZ31166		3.42	12.9	1.91	5.29	0.06	<0.02	0.02	0.019	0.10	21.9	26.4	0.37	159	0.82	0.01
ZZ31167		3.87	15.6	2.29	6.11	0.06	<0.02	0.03	0.025	0.11	20.9	27.6	0.40	393	1.13	0.01
ZZ31168		5.35	14.8	2.35	6.97	0.06	<0.02	0.05	0.026	0.19	24.5	31.1	0.44	246	0.77	0.02
ZZ31169		5.87	19.0	2.66	7.61	0.05	<0.02	0.02	0.024	0.19	17.2	33.6	0.43	456	0.91	0.02
ZZ31170		3.35	10.9	2.47	5.69	<0.05	<0.02	0.03	0.018	0.11	14.9	24.3	0.37	215	0.95	0.01
ZZ31171		3.57	13.4	2.59	5.72	0.05	0.03	0.05	0.024	0.13	15.9	29.8	0.40	446	1.19	0.01
ZZ31172		4.46	12.3	2.51	6.44	0.05	<0.02	0.02	0.022	0.13	20.7	29.3	0.40	238	0.94	0.01
ZZ31173		5.42	13.7	2.58	7.45	0.06	<0.02	0.08	0.025	0.16	19.7	33.7	0.41	380	1.10	0.02
ZZ31174		5.77	15.5	2.88	7.94	<0.05	<0.02	0.05	0.028	0.17	15.6	37.1	0.48	356	1.17	0.01
ZZ31175		4.44	13.3	2.21	6.00	0.07	<0.02	0.01	0.023	0.17	24.7	35.5	0.43	346	0.94	0.01
ZZ31176		7.56	18.0	3.03	9.41	0.07	<0.02	0.04	0.028	0.25	22.8	46.5	0.55	390	0.95	0.02
ZZ31177		5.20	11.7	2.32	6.32	0.06	<0.02	0.02	0.021	0.19	20.0	34.8	0.44	355	0.73	0.01
ZZ31178		4.90	11.0	2.35	6.20	0.06	<0.02	0.02	0.019	0.20	21.3	35.8	0.41	352	0.92	0.01
ZZ31179		6.31	11.0	2.27	6.98	0.06	<0.02	0.03	0.021	0.23	20.7	45.0	0.43	342	0.80	0.01
ZZ31180		5.28	10.5	2.69	8.10	<0.05	<0.02	0.05	0.025	0.14	16.9	28.3	0.35	272	1.15	0.01
ZZ31181		6.23	17.0	3.01	9.11	0.08	<0.02	0.04	0.030	0.20	26.7	47.1	0.51	363	1.14	0.01
ZZ31182		4.95	14.6	3.11	8.88	<0.05	0.02	0.04	0.028	0.14	16.2	19.2	0.29	299	1.52	0.01
ZZ31183		4.38	10.4	2.10	5.85	0.08	<0.02	0.01	0.017	0.14	24.0	32.0	0.38	380	0.77	0.01
ZZ31184		4.55	12.9	2.59	6.49	0.05	<0.02	0.03	0.021	0.16	16.8	31.8	0.45	381	0.92	0.01

***** See Appendix Page for comments regarding this certificate *****

ALS Canada Ltd.
2103 Dollarton Hwy
North Vancouver BC V7H 0A7
Phone: 604 984 0221 Fax: 604 984 0218 www.alsglobal.com

To: **SILVER RANGE RESOURCES LTD.**
C/O ARCHER, CATHRO & ASSOCIATES (1981) LIMITED
1016-510 W HASTINGS ST
VANCOUVER BC V6B 1L8

Finalized Date: 17-SEP-2012
Account: RANSIL

Project: KEG (VAT)

CERTIFICATE OF ANALYSIS WH12202882

Sample Description	Method	ME-MS41	ME-MS41	ME-MS41	ME-MS41	ME-MS41	ME-MS41	ME-MS41	ME-MS41	ME-MS41	ME-MS41	ME-MS41	ME-MS41	ME-MS41	ME-MS41	ME-MS41
	Analyte	Nb	Ni	P	Pb	Rb	Re	S	Sb	Sc	Se	Sn	Sr	Ta	Te	Th
	Units	ppm	ppm	ppm	ppm	ppm	ppm	%	ppm	ppm	ppm	ppm	ppm	ppm	ppm	ppm
	LOR	0.05	0.2	10	0.2	0.1	0.001	0.01	0.05	0.1	0.2	0.2	0.2	0.01	0.01	0.2
ZZ31145		0.58	7.0	740	13.3	23.6	<0.001	0.04	0.38	0.8	0.4	1.3	10.4	<0.01	0.01	0.6
ZZ31146		0.84	6.4	620	22.7	43.3	<0.001	0.06	0.35	0.8	0.6	2.2	12.4	<0.01	<0.01	0.7
ZZ31147		0.69	7.0	700	25.7	37.9	<0.001	0.07	1.32	0.9	0.9	1.8	14.5	<0.01	<0.01	0.6
ZZ31148		1.29	8.7	730	36.8	61.9	<0.001	0.06	0.87	1.6	0.6	2.8	14.1	<0.01	0.02	2.0
ZZ31149		0.89	9.4	640	15.6	31.5	<0.001	0.07	0.53	0.8	0.8	1.8	9.0	<0.01	0.03	0.4
ZZ31150		1.63	8.2	650	25.9	83.9	<0.001	0.05	0.40	1.5	1.0	3.1	12.7	<0.01	<0.01	3.8
ZZ31151		0.61	8.3	520	25.8	26.2	<0.001	0.05	0.46	0.8	0.8	1.3	7.8	<0.01	0.01	0.6
ZZ31152		0.58	7.7	510	20.6	20.0	<0.001	0.05	0.37	0.8	0.8	1.1	9.2	<0.01	0.02	0.7
ZZ31153		1.41	15.7	470	51.9	21.5	<0.001	0.04	0.79	1.8	0.6	1.0	9.0	<0.01	<0.01	1.2
ZZ31154		0.78	10.5	490	35.1	32.4	0.001	0.04	0.51	1.1	0.4	1.4	12.3	<0.01	0.01	0.8
ZZ31155		0.29	4.1	470	11.2	19.4	<0.001	0.06	0.29	0.3	0.3	0.8	7.5	<0.01	0.03	<0.2
ZZ31156		0.83	10.7	560	38.2	33.2	<0.001	0.04	0.53	1.2	0.8	1.6	8.5	<0.01	0.01	1.1
ZZ31157		0.98	9.2	480	30.4	34.5	<0.001	0.03	0.48	1.1	0.7	1.6	7.3	<0.01	0.03	1.1
ZZ31158		0.61	7.9	670	35.4	26.2	<0.001	0.04	0.45	0.8	0.5	1.4	9.1	<0.01	0.01	1.0
ZZ31159		0.96	10.3	440	22.8	18.0	<0.001	0.02	0.63	1.2	0.5	1.1	8.6	<0.01	0.02	1.2
ZZ31160		0.81	11.5	810	21.4	22.1	<0.001	<0.01	0.46	2.2	0.9	1.0	12.4	<0.01	0.02	8.8
ZZ31161		0.85	15.4	840	18.1	16.2	<0.001	0.02	0.57	1.7	0.5	0.8	12.7	<0.01	0.03	2.6
ZZ31162		0.99	15.3	640	22.8	21.3	<0.001	0.01	0.64	2.3	0.9	1.1	12.1	<0.01	0.02	4.1
ZZ31163		1.44	12.3	470	21.5	21.9	<0.001	0.01	0.55	1.9	0.8	1.1	7.3	<0.01	0.02	5.7
ZZ31164		1.10	13.8	520	25.6	22.6	<0.001	0.03	0.67	1.7	0.6	1.2	10.0	<0.01	0.05	2.3
ZZ31165		0.77	16.1	790	30.0	21.0	<0.001	0.02	0.64	2.2	0.7	1.0	11.7	<0.01	0.04	2.1
ZZ31166		0.88	13.6	810	33.2	21.3	<0.001	0.01	0.58	2.6	0.6	1.1	11.5	<0.01	0.03	4.3
ZZ31167		0.81	17.6	650	28.4	28.4	<0.001	0.01	0.66	2.5	1.0	1.0	13.0	<0.01	0.02	2.3
ZZ31168		0.87	16.1	790	22.3	36.7	<0.001	0.05	0.46	2.2	1.2	1.4	14.8	<0.01	0.01	1.7
ZZ31169		0.81	18.3	660	27.9	39.5	<0.001	0.03	0.58	2.2	0.7	1.5	14.7	<0.01	0.01	1.4
ZZ31170		1.19	13.0	500	25.1	21.3	<0.001	0.02	0.58	1.8	<0.2	1.1	7.7	<0.01	0.03	3.7
ZZ31171		1.51	17.4	720	26.2	23.3	<0.001	0.02	0.61	2.3	0.7	1.0	10.5	<0.01	0.02	5.2
ZZ31172		1.33	15.3	620	25.5	26.6	<0.001	0.02	0.58	2.2	0.5	1.3	10.2	<0.01	<0.01	4.2
ZZ31173		0.88	16.5	740	30.6	40.6	<0.001	0.06	0.64	1.5	0.8	1.5	11.0	<0.01	0.03	0.9
ZZ31174		0.95	18.5	810	30.2	37.2	<0.001	0.05	0.69	1.7	1.0	1.6	9.1	<0.01	0.04	0.9
ZZ31175		1.12	17.6	740	22.9	34.8	<0.001	0.01	0.63	2.4	0.8	1.3	13.6	<0.01	0.02	5.0
ZZ31176		1.11	19.4	770	35.7	53.4	<0.001	0.04	0.63	2.6	0.6	2.1	12.7	<0.01	0.02	2.4
ZZ31177		0.99	14.3	770	21.0	36.6	<0.001	0.03	0.51	1.9	0.7	1.5	11.7	<0.01	0.04	2.5
ZZ31178		1.07	15.0	810	30.0	39.2	<0.001	0.02	0.53	1.8	0.7	1.4	10.1	<0.01	0.02	3.7
ZZ31179		1.17	14.7	840	22.6	47.1	<0.001	0.02	0.57	1.9	1.1	1.8	12.1	<0.01	0.03	3.1
ZZ31180		1.03	13.0	630	26.9	38.1	<0.001	0.05	0.65	1.2	0.8	1.7	7.8	<0.01	0.03	0.9
ZZ31181		1.32	18.5	590	34.8	56.1	0.001	0.03	0.72	2.4	0.7	2.0	11.3	<0.01	0.04	2.6
ZZ31182		2.09	12.2	460	37.6	43.7	<0.001	0.02	0.80	2.2	0.7	1.9	7.3	<0.01	0.06	4.5
ZZ31183		0.72	12.9	770	24.4	34.4	<0.001	0.01	0.56	1.7	0.8	1.3	12.8	<0.01	0.03	2.0
ZZ31184		0.71	15.3	680	24.8	32.1	0.001	0.03	0.58	1.4	0.4	1.4	9.7	<0.01	0.02	1.0

***** See Appendix Page for comments regarding this certificate *****

ALS Canada Ltd.
2103 Dollarton Hwy
North Vancouver BC V7H 0A7
Phone: 604 984 0221 Fax: 604 984 0218 www.alsglobal.com

To: **SILVER RANGE RESOURCES LTD.**
C/O ARCHER, CATHRO & ASSOCIATES (1981) LIMITED
1016-510 W HASTINGS ST
VANCOUVER BC V6B 1L8

Finalized Date: 17-SEP-2012
Account: RANSIL

Project: KEG (VAT)

CERTIFICATE OF ANALYSIS WH12202882

Sample Description	Method	ME-MS41	ME-MS41	ME-MS41	ME-MS41	ME-MS41	ME-MS41	ME-MS41	ME-MS41
	Analyte	Ti	Tl	U	V	W	Y	Zn	Zr
	Units	%	ppm	ppm	ppm	ppm	ppm	ppm	ppm
	LOR	0.005	0.02	0.05	1	0.05	0.05	2	0.5
ZZ31145		0.059	0.24	2.20	31	0.11	2.83	58	<0.5
ZZ31146		0.053	0.45	5.44	22	0.09	5.33	73	0.5
ZZ31147		0.043	0.32	4.10	24	0.11	3.62	81	0.5
ZZ31148		0.069	0.52	5.60	26	0.13	5.79	109	1.0
ZZ31149		0.059	0.34	3.32	35	0.24	2.80	68	0.5
ZZ31150		0.101	0.64	5.96	32	0.16	5.58	111	1.0
ZZ31151		0.039	0.32	2.68	32	0.18	2.76	74	<0.5
ZZ31152		0.038	0.24	3.01	26	0.17	3.46	64	<0.5
ZZ31153		0.060	0.29	2.13	56	0.46	3.31	82	<0.5
ZZ31154		0.043	0.30	3.56	38	0.28	3.26	80	<0.5
ZZ31155		0.033	0.15	1.15	29	0.14	1.40	37	<0.5
ZZ31156		0.042	0.41	4.40	37	0.26	4.22	81	<0.5
ZZ31157		0.049	0.33	2.33	33	0.34	3.19	75	0.5
ZZ31158		0.037	0.32	2.65	27	0.25	3.88	81	<0.5
ZZ31159		0.040	0.27	1.69	35	0.29	3.15	54	<0.5
ZZ31160		0.059	0.26	4.43	29	0.18	9.10	78	2.6
ZZ31161		0.052	0.19	2.45	33	0.23	6.91	68	0.7
ZZ31162		0.054	0.23	3.40	35	0.23	6.84	78	0.6
ZZ31163		0.068	0.23	1.63	38	0.24	3.81	81	1.8
ZZ31164		0.063	0.26	2.17	51	0.29	3.56	90	0.6
ZZ31165		0.057	0.30	4.42	42	0.28	7.43	93	<0.5
ZZ31166		0.059	0.26	5.32	36	0.24	7.34	90	0.6
ZZ31167		0.052	0.27	4.97	39	0.34	6.89	89	<0.5
ZZ31168		0.053	0.34	4.99	37	0.55	7.91	96	<0.5
ZZ31169		0.054	0.36	4.91	42	0.46	5.73	104	<0.5
ZZ31170		0.062	0.22	1.96	40	0.35	3.91	84	0.5
ZZ31171		0.062	0.25	1.74	41	0.39	4.67	103	1.3
ZZ31172		0.069	0.27	2.93	42	0.28	5.30	91	0.7
ZZ31173		0.058	0.34	3.42	44	0.30	5.09	110	<0.5
ZZ31174		0.055	0.39	2.71	47	0.36	4.38	118	<0.5
ZZ31175		0.068	0.31	4.18	36	0.27	7.70	92	<0.5
ZZ31176		0.065	0.52	5.26	44	0.45	6.68	119	0.5
ZZ31177		0.063	0.34	3.82	34	0.29	6.65	88	0.5
ZZ31178		0.069	0.34	3.88	35	0.24	6.32	106	0.6
ZZ31179		0.068	0.40	3.61	33	0.27	6.87	99	0.5
ZZ31180		0.054	0.39	3.31	42	0.33	3.64	100	0.5
ZZ31181		0.068	0.49	5.78	45	0.32	6.69	117	0.6
ZZ31182		0.078	0.41	3.99	53	0.40	2.93	86	0.9
ZZ31183		0.056	0.30	6.53	31	0.23	7.60	88	<0.5
ZZ31184		0.051	0.36	3.26	39	0.26	5.65	104	<0.5

***** See Appendix Page for comments regarding this certificate *****

ALS Canada Ltd.
2103 Dollarton Hwy
North Vancouver BC V7H 0A7
Phone: 604 984 0221 Fax: 604 984 0218 www.alsglobal.com

To: **SILVER RANGE RESOURCES LTD.**
C/O ARCHER, CATHRO & ASSOCIATES (1981) LIMITED
1016-510 W HASTINGS ST
VANCOUVER BC V6B 1L8

Finalized Date: 17-SEP-2012
Account: RANSIL

Project: KEG (VAT)

CERTIFICATE OF ANALYSIS WH12202882

Sample Description	Method	WEI-21	Au-ICP21	ME-MS41	ME-MS41	ME-MS41	ME-MS41	ME-MS41	ME-MS41	ME-MS41	ME-MS41	ME-MS41	ME-MS41	ME-MS41	ME-MS41	ME-MS41
	Analyte	Recvd Wt.	Au	Ag	Al	As	Au	B	Ba	Be	Bi	Ca	Cd	Ce	Co	Cr
	Units	kg	ppm	ppm	%	ppm	ppm	ppm	ppm	ppm	ppm	%	ppm	ppm	ppm	ppm
	LOR	0.02	0.001	0.01	0.01	0.1	0.2	10	10	0.05	0.01	0.01	0.01	0.02	0.1	1
ZZ31185		0.26	0.002	0.08	1.15	7.2	<0.2	<10	110	0.94	0.54	0.18	0.15	36.2	5.5	17
ZZ31186		0.19	0.009	0.16	1.59	10.9	<0.2	<10	160	1.29	0.87	0.16	0.27	40.1	7.6	23
ZZ31187		0.20	0.002	0.23	1.98	9.5	<0.2	<10	190	1.50	0.94	0.12	0.22	27.1	5.3	22
ZZ31188		0.20	0.006	0.20	1.40	6.6	<0.2	<10	90	1.02	0.80	0.08	0.22	31.5	3.5	17
ZZ31189		0.23	0.004	0.30	1.66	9.3	<0.2	<10	160	1.89	1.31	0.10	0.22	33.3	6.1	18
ZZ31190		0.26	0.002	0.20	1.00	7.3	<0.2	<10	100	1.35	1.38	0.18	0.21	40.4	3.7	13
ZZ31191		0.25	0.003	0.17	1.81	11.2	<0.2	<10	210	1.42	1.11	0.17	0.36	34.1	8.9	24
ZZ31192		0.17	0.009	0.14	1.04	5.5	<0.2	<10	180	1.15	0.70	0.14	0.17	27.5	4.2	13
ZZ31193		0.30	0.002	0.08	0.94	7.8	<0.2	<10	100	1.16	0.85	0.23	0.16	66.3	4.1	14
ZZ31194		0.35	0.004	0.10	1.02	6.7	<0.2	<10	80	1.08	0.73	0.19	0.20	45.7	4.9	15
ZZ31195		0.22	0.001	0.14	1.18	8.7	<0.2	<10	100	1.45	1.01	0.14	0.22	46.2	3.9	15
ZZ31196		0.16	0.004	0.24	1.27	7.3	<0.2	<10	120	1.92	0.91	0.15	0.23	27.9	4.3	14
ZZ31197		0.38	0.001	0.15	1.10	7.0	<0.2	<10	90	1.35	1.08	0.19	0.12	46.8	3.9	13
ZZ31198		0.22	0.007	0.13	1.05	6.1	<0.2	<10	110	1.44	0.68	0.15	0.19	27.1	4.2	13
ZZ31199		0.24	0.002	0.20	0.89	4.2	<0.2	<10	80	0.98	0.63	0.09	0.14	24.1	2.8	10
ZZ31200		0.25	0.003	0.29	1.72	12.0	<0.2	<10	120	1.48	1.28	0.09	0.30	33.9	5.9	23
ZZ31201		0.29	0.001	0.06	1.66	3.1	<0.2	<10	70	2.15	1.08	0.13	0.23	45.7	5.1	16
ZZ31202		0.19	0.002	0.05	1.43	1.8	<0.2	<10	60	1.86	1.01	0.08	0.20	40.1	4.3	11
ZZ31203		0.25	0.003	0.07	1.46	2.0	<0.2	<10	60	2.40	1.76	0.15	0.15	65.6	4.3	11
ZZ31204		0.20	0.001	0.05	1.89	2.5	<0.2	<10	90	2.44	1.10	0.14	0.19	54.5	4.1	16
ZZ31205		0.29	0.004	0.05	1.50	3.3	<0.2	<10	90	2.00	1.01	0.18	0.17	54.2	5.4	15
ZZ31206		0.25	0.002	0.06	1.63	2.4	<0.2	<10	90	2.49	1.27	0.20	0.27	57.0	4.5	14
ZZ31207		0.27	0.003	0.17	1.55	4.2	<0.2	<10	100	2.65	2.59	0.26	0.28	59.0	5.2	15
ZZ31208		0.20	0.002	0.06	1.33	6.6	<0.2	<10	70	2.91	1.84	0.26	0.15	58.9	4.3	12
ZZ31209		0.27	0.002	0.05	1.40	2.0	<0.2	<10	80	1.85	2.23	0.28	0.10	54.8	4.1	12
ZZ31210		0.18	0.004	0.08	1.23	4.4	<0.2	<10	90	2.05	1.76	0.19	0.44	43.0	3.9	15
ZZ31211		0.32	0.004	0.08	1.36	3.5	<0.2	<10	80	1.88	1.76	0.15	0.16	49.4	4.2	13
ZZ31212		0.23	0.003	0.07	1.26	4.8	<0.2	<10	60	1.17	0.98	0.12	0.19	36.6	4.4	15
ZZ31213		0.22	0.003	0.06	1.29	5.1	<0.2	<10	70	1.58	1.26	0.15	0.15	50.4	5.1	15
ZZ31214		0.18	0.002	0.10	1.40	7.1	<0.2	<10	110	1.41	0.98	0.11	0.15	39.2	4.4	16
ZZ31215		0.19	0.001	0.09	1.20	4.1	<0.2	<10	80	1.36	1.14	0.14	0.13	35.2	2.8	11
ZZ31216		0.25	0.003	0.06	1.25	4.2	<0.2	<10	80	1.51	0.65	0.13	0.20	48.1	4.0	14
ZZ31217		0.29	0.001	0.08	1.82	4.2	<0.2	<10	120	3.53	1.43	0.36	0.14	94.0	5.3	17
ZZ31218		0.25	0.002	0.13	2.10	13.2	<0.2	<10	160	1.82	1.00	0.10	0.30	34.0	7.1	30
ZZ31219		0.18	0.008	0.13	2.04	24.3	<0.2	<10	160	2.13	1.81	0.09	0.27	36.8	12.1	27
ZZ31220		0.24	0.001	0.16	1.71	12.9	<0.2	<10	120	2.05	1.06	0.10	0.19	33.5	5.4	18
ZZ31221		0.19	<0.001	0.06	0.84	7.1	<0.2	<10	50	0.54	0.77	0.05	0.12	34.6	2.9	14
ZZ31222		0.20	0.001	0.09	1.13	5.2	<0.2	<10	110	1.22	0.70	0.17	0.17	38.3	4.2	15
ZZ31223		0.22	0.002	0.07	1.04	6.4	<0.2	<10	60	1.00	0.77	0.20	0.16	44.0	4.3	15
ZZ31224		0.18	0.003	0.08	0.94	5.3	<0.2	<10	50	0.48	0.52	0.08	0.14	23.8	2.9	12

***** See Appendix Page for comments regarding this certificate *****

ALS Canada Ltd.
2103 Dollarton Hwy
North Vancouver BC V7H 0A7
Phone: 604 984 0221 Fax: 604 984 0218 www.alsglobal.com

To: **SILVER RANGE RESOURCES LTD.**
C/O ARCHER, CATHRO & ASSOCIATES (1981) LIMITED
1016-510 W HASTINGS ST
VANCOUVER BC V6B 1L8

Finalized Date: 17-SEP-2012
Account: RANSIL

Project: KEG (VAT)

CERTIFICATE OF ANALYSIS WH12202882

Sample Description	Method	ME-MS41	ME-MS41	ME-MS41	ME-MS41	ME-MS41	ME-MS41	ME-MS41	ME-MS41	ME-MS41	ME-MS41	ME-MS41	ME-MS41	ME-MS41	ME-MS41	ME-MS41
	Analyte	Cs	Cu	Fe	Ga	Ge	Hf	Hg	In	K	La	Li	Mg	Mn	Mo	Na
	Units	ppm	ppm	%	ppm	ppm	ppm	ppm	ppm	%	ppm	ppm	%	ppm	ppm	%
	LOR	0.05	0.2	0.01	0.05	0.05	0.02	0.01	0.005	0.01	0.2	0.1	0.01	5	0.05	0.01
ZZ31185		3.09	9.1	1.71	4.47	0.06	<0.02	0.01	0.013	0.14	18.2	25.9	0.34	303	0.46	0.01
ZZ31186		4.74	13.7	2.38	6.91	0.06	0.20	0.03	0.024	0.19	19.8	31.5	0.40	417	0.95	0.01
ZZ31187		4.94	13.8	2.48	7.04	<0.05	<0.02	0.04	0.024	0.19	13.4	30.1	0.41	270	0.79	0.02
ZZ31188		3.81	9.3	2.00	6.06	<0.05	<0.02	0.03	0.014	0.13	16.2	21.2	0.29	174	0.78	0.02
ZZ31189		5.33	11.7	2.34	7.08	0.05	<0.02	0.04	0.026	0.15	16.6	28.9	0.34	521	0.85	0.02
ZZ31190		3.68	8.5	1.74	4.52	0.05	<0.02	0.01	0.017	0.13	21.5	24.6	0.27	197	0.48	0.01
ZZ31191		5.52	17.3	2.67	7.55	<0.05	<0.02	0.04	0.022	0.21	15.1	32.0	0.45	617	1.02	0.01
ZZ31192		3.67	9.1	1.56	4.47	<0.05	<0.02	0.01	0.013	0.09	14.4	16.8	0.23	399	0.54	0.01
ZZ31193		4.01	8.7	1.64	4.88	0.09	0.09	0.01	0.013	0.18	31.6	29.9	0.29	235	0.51	0.01
ZZ31194		3.48	9.3	1.65	4.83	0.07	<0.02	0.02	0.015	0.15	21.4	29.5	0.31	266	0.60	0.01
ZZ31195		4.31	10.6	1.83	6.25	0.07	<0.02	0.02	0.018	0.14	21.2	28.8	0.30	194	0.67	0.01
ZZ31196		4.00	13.5	1.72	5.66	<0.05	<0.02	0.05	0.019	0.12	13.6	22.5	0.28	250	0.72	0.02
ZZ31197		4.18	10.5	1.69	5.28	0.07	<0.02	0.02	0.015	0.16	21.8	28.2	0.31	211	0.47	0.01
ZZ31198		3.21	10.2	1.60	4.83	<0.05	<0.02	0.02	0.015	0.10	12.8	17.9	0.26	300	0.64	0.02
ZZ31199		2.99	8.5	1.17	4.33	<0.05	<0.02	0.01	0.012	0.10	11.7	16.9	0.21	156	0.48	0.02
ZZ31200		5.05	15.5	2.73	8.36	0.05	<0.02	0.05	0.026	0.16	16.5	22.8	0.36	312	1.50	0.01
ZZ31201		7.00	10.6	2.10	8.87	0.07	0.02	0.04	0.016	0.36	21.1	64.8	0.46	355	0.53	0.01
ZZ31202		7.24	11.0	1.78	8.28	0.06	0.02	0.04	0.014	0.27	19.0	46.7	0.36	431	0.42	0.02
ZZ31203		6.52	9.9	2.24	8.59	0.08	<0.02	0.03	0.021	0.25	29.1	42.4	0.39	334	0.31	0.02
ZZ31204		6.27	11.9	2.04	9.69	0.07	<0.02	0.06	0.020	0.24	25.0	53.8	0.48	225	0.51	0.02
ZZ31205		5.04	10.9	2.33	7.53	0.06	<0.02	0.02	0.018	0.17	25.5	37.1	0.40	366	0.55	0.02
ZZ31206		6.02	11.0	2.10	9.68	0.06	0.02	0.02	0.018	0.25	26.1	46.7	0.47	348	0.42	0.02
ZZ31207		6.12	10.9	2.33	7.75	0.07	<0.02	0.03	0.022	0.20	27.3	40.3	0.45	378	0.58	0.01
ZZ31208		6.09	9.6	1.82	6.96	0.07	<0.02	0.03	0.014	0.22	25.8	59.4	0.40	326	0.41	0.01
ZZ31209		7.54	8.1	1.67	8.02	0.08	<0.02	0.02	0.014	0.36	25.6	85.7	0.50	339	0.38	0.01
ZZ31210		4.73	15.3	1.67	6.30	0.05	<0.02	0.07	0.015	0.11	20.4	35.7	0.33	252	0.80	0.02
ZZ31211		7.81	12.3	1.87	8.10	0.07	<0.02	0.07	0.015	0.17	22.5	55.5	0.37	264	0.62	0.02
ZZ31212		6.45	13.4	1.77	6.84	0.06	<0.02	0.05	0.014	0.15	16.8	39.4	0.32	271	0.83	0.01
ZZ31213		6.56	12.3	2.00	7.01	0.06	<0.02	0.03	0.016	0.16	23.7	39.1	0.35	377	0.71	0.02
ZZ31214		5.71	13.6	1.83	6.91	0.05	<0.02	0.06	0.015	0.13	19.1	37.6	0.34	231	0.86	0.02
ZZ31215		4.32	9.9	1.47	6.04	0.05	<0.02	0.05	0.013	0.12	16.6	30.9	0.26	180	0.63	0.02
ZZ31216		4.54	11.8	1.81	6.30	0.05	<0.02	0.04	0.024	0.10	21.4	25.8	0.31	264	0.70	0.02
ZZ31217		8.61	9.0	2.38	9.48	0.11	<0.02	0.04	0.016	0.32	43.0	59.0	0.55	386	0.64	0.02
ZZ31218		5.22	16.3	3.12	8.31	0.05	<0.02	0.05	0.027	0.10	17.3	28.7	0.47	424	1.89	0.01
ZZ31219		8.08	18.5	3.56	9.19	<0.05	<0.02	0.07	0.028	0.11	14.7	23.2	0.39	1290	2.22	0.01
ZZ31220		4.52	19.8	2.57	6.35	0.05	<0.02	0.05	0.023	0.09	15.9	17.9	0.33	378	1.22	0.02
ZZ31221		2.68	8.4	1.72	6.44	<0.05	<0.02	0.07	0.013	0.08	16.2	14.0	0.18	144	0.99	0.01
ZZ31222		4.91	9.3	1.77	5.95	0.06	<0.02	0.10	0.013	0.17	18.0	35.6	0.33	244	0.78	0.01
ZZ31223		3.79	8.5	1.70	4.79	0.06	0.02	0.04	0.013	0.14	22.2	28.1	0.30	216	0.56	0.01
ZZ31224		2.75	11.7	1.56	5.51	<0.05	<0.02	0.03	0.011	0.05	11.7	7.9	0.11	124	1.18	0.02

***** See Appendix Page for comments regarding this certificate *****

ALS Canada Ltd.
2103 Dollarton Hwy
North Vancouver BC V7H 0A7
Phone: 604 984 0221 Fax: 604 984 0218 www.alsglobal.com

To: **SILVER RANGE RESOURCES LTD.**
C/O ARCHER, CATHRO & ASSOCIATES (1981) LIMITED
1016-510 W HASTINGS ST
VANCOUVER BC V6B 1L8

Finalized Date: 17-SEP-2012
Account: RANSIL

Project: KEG (VAT)

CERTIFICATE OF ANALYSIS WH12202882

Sample Description	Method	ME-MS41	ME-MS41	ME-MS41	ME-MS41	ME-MS41	ME-MS41	ME-MS41	ME-MS41	ME-MS41	ME-MS41	ME-MS41	ME-MS41	ME-MS41	ME-MS41	ME-MS41
	Analyte	Nb	Ni	P	Pb	Rb	Re	S	Sb	Sc	Se	Sn	Sr	Ta	Te	Th
	Units	ppm	ppm	ppm	ppm	ppm	ppm	%	ppm	ppm	ppm	ppm	ppm	ppm	ppm	ppm
	LOR	0.05	0.2	10	0.2	0.1	0.001	0.01	0.05	0.1	0.2	0.2	0.2	0.01	0.01	0.2
ZZ31185		0.85	11.0	800	18.7	22.7	<0.001	0.02	0.43	1.7	0.7	1.0	8.5	<0.01	0.03	3.6
ZZ31186		0.99	15.6	730	25.6	40.5	<0.001	0.03	0.62	2.0	0.6	1.5	11.9	<0.01	0.03	2.1
ZZ31187		0.91	13.9	650	27.6	39.7	<0.001	0.04	0.53	1.6	0.8	1.5	11.5	<0.01	0.02	1.4
ZZ31188		0.74	8.4	500	19.4	30.6	<0.001	0.04	0.52	0.9	0.6	1.2	8.4	<0.01	0.01	0.9
ZZ31189		0.79	11.3	640	38.9	39.0	<0.001	0.04	0.77	1.2	0.6	1.4	12.7	<0.01	0.03	0.9
ZZ31190		0.80	8.0	640	48.7	25.1	0.001	0.01	1.84	1.2	0.7	1.1	12.0	<0.01	0.02	4.5
ZZ31191		0.78	15.7	710	31.1	44.5	<0.001	0.05	0.71	1.4	1.0	1.6	18.0	<0.01	0.03	0.8
ZZ31192		0.37	8.3	680	17.9	28.1	<0.001	0.03	0.45	0.5	0.6	1.0	13.1	<0.01	<0.01	0.2
ZZ31193		0.85	10.8	810	23.1	33.7	<0.001	0.01	0.56	1.6	0.5	1.4	10.8	<0.01	0.01	14.7
ZZ31194		1.08	12.6	710	22.5	28.8	<0.001	0.01	0.46	1.5	0.2	1.3	9.3	<0.01	<0.01	5.2
ZZ31195		0.58	11.0	660	23.6	35.6	<0.001	0.03	0.44	0.8	0.4	1.5	11.1	<0.01	<0.01	0.8
ZZ31196		0.54	11.4	670	25.0	30.9	<0.001	0.06	0.50	0.7	0.4	1.2	18.3	<0.01	0.02	0.3
ZZ31197		0.78	10.1	730	31.3	32.4	<0.001	0.02	0.38	1.2	0.4	1.3	12.3	<0.01	0.01	3.2
ZZ31198		0.35	9.7	660	19.3	27.3	<0.001	0.04	0.36	0.5	0.3	1.0	14.5	<0.01	0.03	0.3
ZZ31199		0.59	7.6	400	18.0	21.3	<0.001	0.02	0.25	0.8	0.2	1.0	9.0	<0.01	<0.01	1.0
ZZ31200		0.71	15.6	700	49.0	45.2	<0.001	0.07	0.69	0.8	0.4	1.7	9.9	<0.01	0.02	0.3
ZZ31201		1.72	9.7	690	20.2	75.7	<0.001	0.03	0.29	1.5	0.2	3.1	9.0	<0.01	0.01	3.6
ZZ31202		1.22	6.1	640	18.6	61.2	<0.001	0.04	0.19	0.9	0.4	2.9	7.7	<0.01	0.01	1.8
ZZ31203		0.79	6.5	640	39.1	50.5	<0.001	0.03	0.28	1.0	0.2	2.5	14.8	<0.01	0.01	3.2
ZZ31204		1.04	8.8	650	24.0	55.7	<0.001	0.03	0.19	1.3	0.6	2.9	16.5	<0.01	<0.01	2.5
ZZ31205		0.83	8.9	810	25.0	37.2	<0.001	0.03	0.27	1.3	0.3	2.0	14.5	<0.01	0.02	3.4
ZZ31206		0.98	7.8	720	29.2	54.0	<0.001	0.03	0.17	1.2	0.3	2.6	19.7	<0.01	0.01	3.2
ZZ31207		0.91	9.9	770	45.6	41.0	<0.001	0.03	0.34	1.5	0.2	2.2	20.5	<0.01	0.02	3.9
ZZ31208		0.97	7.7	760	38.2	45.4	<0.001	0.02	0.22	1.1	0.4	2.3	22.0	<0.01	<0.01	3.1
ZZ31209		1.85	7.4	560	31.7	68.0	<0.001	0.02	0.18	1.3	0.5	3.2	30.5	<0.01	0.01	5.9
ZZ31210		0.69	10.3	790	30.1	28.2	<0.001	0.05	0.38	0.7	0.4	1.7	16.6	<0.01	<0.01	0.6
ZZ31211		1.09	8.5	660	26.2	45.8	<0.001	0.05	0.29	1.0	0.3	2.8	13.8	<0.01	<0.01	1.4
ZZ31212		0.78	9.9	710	24.1	39.2	<0.001	0.04	0.40	0.8	0.3	2.0	9.5	<0.01	0.03	0.7
ZZ31213		0.77	10.0	810	26.3	33.5	<0.001	0.03	0.48	1.1	0.5	1.9	10.1	<0.01	0.01	1.7
ZZ31214		0.77	10.6	700	19.2	33.2	<0.001	0.06	0.40	0.9	0.7	1.9	11.0	<0.01	0.01	0.5
ZZ31215		0.57	6.4	710	22.6	25.5	<0.001	0.05	0.35	0.4	<0.2	1.8	20.0	<0.01	0.02	0.3
ZZ31216		0.53	9.3	790	20.3	24.9	<0.001	0.04	0.38	0.9	0.3	1.6	12.8	<0.01	0.02	0.7
ZZ31217		1.07	10.0	710	37.9	57.2	<0.001	0.03	0.45	1.7	0.7	3.1	56.0	<0.01	0.01	5.0
ZZ31218		0.87	18.6	880	28.6	25.0	<0.001	0.06	0.92	1.5	0.6	1.5	11.7	<0.01	0.03	0.6
ZZ31219		0.78	18.3	1110	54.6	40.3	<0.001	0.09	3.09	1.2	0.5	1.9	12.6	<0.01	0.05	0.5
ZZ31220		0.51	12.8	1030	32.2	22.6	<0.001	0.06	1.07	0.9	0.7	1.0	11.2	<0.01	0.01	0.5
ZZ31221		0.73	8.1	450	16.5	14.8	<0.001	0.05	0.48	0.6	<0.2	1.5	5.3	<0.01	0.03	0.8
ZZ31222		0.82	11.1	810	17.1	42.3	<0.001	0.05	0.41	0.9	0.4	1.7	11.5	<0.01	0.01	1.1
ZZ31223		1.25	11.2	830	19.3	27.4	<0.001	0.02	0.31	1.4	0.2	1.3	8.6	<0.01	0.01	5.6
ZZ31224		0.36	6.8	620	15.6	12.8	<0.001	0.04	0.40	0.3	0.3	1.1	7.9	<0.01	0.03	<0.2

***** See Appendix Page for comments regarding this certificate *****

ALS Canada Ltd.
2103 Dollarton Hwy
North Vancouver BC V7H 0A7
Phone: 604 984 0221 Fax: 604 984 0218 www.alsglobal.com

To: **SILVER RANGE RESOURCES LTD.**
C/O ARCHER, CATHRO & ASSOCIATES (1981) LIMITED
1016-510 W HASTINGS ST
VANCOUVER BC V6B 1L8

Finalized Date: 17-SEP-2012
Account: RANSIL

Project: KEG (VAT)

CERTIFICATE OF ANALYSIS WH12202882

Sample Description	Method	ME-MS41	ME-MS41	ME-MS41	ME-MS41	ME-MS41	ME-MS41	ME-MS41	ME-MS41
	Analyte	Ti	Tl	U	V	W	Y	Zn	Zr
	Units	%	ppm	ppm	ppm	ppm	ppm	ppm	ppm
	LOR	0.005	0.02	0.05	1	0.05	0.05	2	0.5
ZZ31185		0.050	0.21	2.37	25	0.22	6.38	69	<0.5
ZZ31186		0.058	0.32	3.23	37	0.32	5.90	97	<0.5
ZZ31187		0.053	0.35	3.60	36	0.30	4.00	107	<0.5
ZZ31188		0.048	0.25	2.59	31	0.20	3.22	75	<0.5
ZZ31189		0.046	0.33	6.73	31	0.22	4.52	95	<0.5
ZZ31190		0.040	0.23	5.99	19	0.19	5.88	101	<0.5
ZZ31191		0.052	0.34	6.73	39	0.39	5.19	125	<0.5
ZZ31192		0.030	0.25	4.34	25	0.25	5.96	66	<0.5
ZZ31193		0.055	0.28	6.39	19	0.20	9.29	74	5.2
ZZ31194		0.053	0.27	2.97	24	0.31	7.00	73	0.5
ZZ31195		0.040	0.26	4.22	25	0.28	5.84	83	<0.5
ZZ31196		0.034	0.23	11.95	24	0.23	4.80	77	<0.5
ZZ31197		0.046	0.28	4.52	21	0.18	6.70	75	<0.5
ZZ31198		0.031	0.18	5.11	24	0.17	4.35	64	<0.5
ZZ31199		0.034	0.17	2.61	16	0.17	3.16	51	<0.5
ZZ31200		0.041	0.32	3.54	44	0.30	4.20	100	<0.5
ZZ31201		0.100	0.61	4.47	29	0.31	5.49	97	0.8
ZZ31202		0.074	0.47	4.61	21	0.09	4.23	91	0.7
ZZ31203		0.057	0.43	6.94	23	0.08	5.86	122	<0.5
ZZ31204		0.068	0.44	4.67	27	0.21	5.39	99	0.6
ZZ31205		0.066	0.35	5.07	36	0.11	6.43	101	0.7
ZZ31206		0.064	0.43	6.03	24	0.10	5.58	113	0.8
ZZ31207		0.054	0.42	10.65	27	0.13	7.15	141	0.5
ZZ31208		0.059	0.37	9.39	23	0.09	7.32	102	<0.5
ZZ31209		0.086	0.58	3.64	21	0.10	6.06	92	0.9
ZZ31210		0.041	0.28	7.18	25	0.17	4.06	94	<0.5
ZZ31211		0.062	0.38	6.62	27	0.12	4.99	89	0.5
ZZ31212		0.056	0.31	3.65	31	0.13	4.15	79	<0.5
ZZ31213		0.056	0.28	6.56	29	0.16	5.13	86	<0.5
ZZ31214		0.055	0.29	3.90	33	0.15	4.52	70	<0.5
ZZ31215		0.040	0.26	5.09	24	0.12	3.19	65	<0.5
ZZ31216		0.043	0.22	5.03	30	0.12	4.18	72	<0.5
ZZ31217		0.065	0.55	9.67	29	0.16	8.41	112	0.5
ZZ31218		0.051	0.33	5.46	57	0.34	4.45	96	<0.5
ZZ31219		0.037	0.42	7.20	57	0.35	3.58	115	<0.5
ZZ31220		0.030	0.25	7.96	34	0.22	4.43	87	<0.5
ZZ31221		0.050	0.22	1.86	40	0.21	2.65	64	<0.5
ZZ31222		0.057	0.30	2.57	28	0.17	4.96	81	<0.5
ZZ31223		0.055	0.27	2.42	24	0.35	7.05	66	1.6
ZZ31224		0.031	0.20	1.22	37	0.19	2.49	41	<0.5

***** See Appendix Page for comments regarding this certificate *****

ALS Canada Ltd.
2103 Dollarton Hwy
North Vancouver BC V7H 0A7
Phone: 604 984 0221 Fax: 604 984 0218 www.alsglobal.com

To: **SILVER RANGE RESOURCES LTD.**
C/O ARCHER, CATHRO & ASSOCIATES (1981) LIMITED
1016-510 W HASTINGS ST
VANCOUVER BC V6B 1L8

Finalized Date: 17-SEP-2012
Account: RANSIL

Project: KEG (VAT)

CERTIFICATE OF ANALYSIS WH12202882

Sample Description	Method	WEI-21	Au-ICP21	ME-MS41	ME-MS41	ME-MS41	ME-MS41	ME-MS41	ME-MS41	ME-MS41	ME-MS41	ME-MS41	ME-MS41	ME-MS41	ME-MS41	ME-MS41
	Analyte	Recvd Wt.	Au	Ag	Al	As	Au	B	Ba	Be	Bi	Ca	Cd	Ce	Co	Cr
	Units	kg	ppm	ppm	%	ppm	ppm	ppm	ppm	ppm	ppm	%	ppm	ppm	ppm	ppm
	LOR	0.02	0.001	0.01	0.01	0.1	0.2	10	10	0.05	0.01	0.01	0.01	0.02	0.1	1
ZZ31225		0.28	0.001	0.14	1.25	8.4	<0.2	<10	120	1.51	0.99	0.10	0.14	33.3	4.0	18
ZZ31226		0.17	0.001	0.12	1.66	10.5	<0.2	<10	160	1.96	1.23	0.10	0.20	29.3	5.6	21
ZZ31227		0.19	<0.001	0.23	0.77	4.5	<0.2	<10	90	1.21	0.54	0.19	0.12	28.9	3.9	11
ZZ31228		0.25	0.012	0.16	1.30	4.9	<0.2	<10	150	1.42	0.71	0.13	0.11	28.8	3.3	18
ZZ31229		0.20	0.002	0.22	1.80	8.4	<0.2	<10	210	1.36	0.75	0.14	0.27	37.5	5.7	24
ZZ31230		0.22	0.001	0.13	1.30	6.6	<0.2	<10	110	0.84	0.70	0.12	0.18	33.2	4.1	16
ZZ31231		0.15	0.003	0.09	2.46	13.6	<0.2	<10	210	2.43	1.39	0.12	0.20	37.3	8.3	32
ZZ31232		0.25	0.002	0.09	1.13	5.8	<0.2	<10	120	0.80	0.43	0.26	0.21	40.1	4.9	20
ZZ31233		0.19	0.003	0.08	1.14	7.7	<0.2	<10	80	0.79	0.82	0.09	0.16	35.0	4.5	18
ZZ31234		0.30	0.002	0.06	0.74	4.5	<0.2	<10	60	0.51	0.57	0.04	0.15	25.0	2.9	12
ZZ31235		0.23	0.002	0.26	1.59	8.1	<0.2	<10	140	2.32	0.91	0.14	0.19	39.2	6.3	23
ZZ31236		0.24	0.001	0.14	1.28	5.7	<0.2	<10	90	2.30	0.63	0.14	0.25	33.1	4.6	17
ZZ31237		0.25	0.001	0.09	1.21	5.9	<0.2	<10	140	1.18	0.44	0.24	0.21	42.5	5.6	20
ZZ31238		0.32	0.012	0.06	1.15	5.9	<0.2	<10	110	0.84	0.51	0.20	0.15	32.3	5.1	18
ZZ31239		0.22	0.003	0.06	1.35	6.0	<0.2	<10	160	1.04	0.70	0.18	0.19	39.4	5.4	18
ZZ31240		0.42	0.006	0.05	0.87	3.1	<0.2	<10	90	0.61	0.39	0.22	0.11	41.9	3.7	11
ZZ31241		0.21	0.001	0.08	1.31	6.1	<0.2	<10	130	1.03	0.64	0.15	0.21	34.0	5.7	19
ZZ31242		0.19	0.001	0.11	1.29	5.3	<0.2	<10	160	1.42	0.69	0.16	0.17	48.5	4.2	16
ZZ31243		0.27	0.001	0.06	0.76	4.2	<0.2	<10	90	0.65	0.37	0.23	0.14	35.2	3.7	12
ZZ31244		0.23	0.003	0.15	1.32	6.2	<0.2	<10	170	0.74	0.75	0.20	0.14	39.6	4.7	19
ZZ31245		0.37	0.002	0.17	1.63	9.4	<0.2	<10	140	1.01	0.90	0.18	0.15	37.5	5.9	23
ZZ31246		0.29	0.002	0.14	1.11	5.1	<0.2	<10	130	0.90	0.64	0.24	0.16	38.1	4.1	16
ZZ31247		0.26	0.001	0.12	1.21	5.6	<0.2	<10	100	1.29	0.86	0.20	0.16	56.3	4.8	16
ZZ31248		0.18	0.001	0.11	2.07	17.2	<0.2	<10	90	1.04	0.94	0.09	0.20	27.5	6.5	27
ZZ31249		0.17	0.005	0.20	2.07	29.6	<0.2	<10	150	2.06	1.68	0.08	0.25	37.8	6.1	24
ZZ31250		0.16	<0.001	0.19	1.26	12.0	<0.2	<10	110	1.03	0.92	0.10	0.09	29.9	3.4	14

***** See Appendix Page for comments regarding this certificate *****

ALS Canada Ltd.
2103 Dollarton Hwy
North Vancouver BC V7H 0A7
Phone: 604 984 0221 Fax: 604 984 0218 www.alsglobal.com

To: **SILVER RANGE RESOURCES LTD.**
C/O ARCHER, CATHRO & ASSOCIATES (1981) LIMITED
1016-510 W HASTINGS ST
VANCOUVER BC V6B 1L8

Finalized Date: 17-SEP-2012
Account: RANSIL

Project: KEG (VAT)

CERTIFICATE OF ANALYSIS WH12202882

Sample Description	Method	ME-MS41	ME-MS41	ME-MS41	ME-MS41	ME-MS41	ME-MS41	ME-MS41	ME-MS41	ME-MS41	ME-MS41	ME-MS41	ME-MS41	ME-MS41	ME-MS41	ME-MS41
	Analyte	Cs	Cu	Fe	Ga	Ge	Hf	Hg	In	K	La	Li	Mg	Mn	Mo	Na
	Units	ppm	ppm	%	ppm	ppm	ppm	ppm	ppm	%	ppm	ppm	%	ppm	ppm	%
	LOR	0.05	0.2	0.01	0.05	0.05	0.02	0.01	0.005	0.01	0.2	0.1	0.01	5	0.05	0.01
ZZ31225		4.30	12.0	1.91	5.75	<0.05	<0.02	0.03	0.016	0.12	15.9	21.3	0.28	223	0.96	0.02
ZZ31226		4.76	15.5	2.68	7.60	<0.05	<0.02	0.05	0.021	0.12	14.0	24.1	0.34	293	1.37	0.02
ZZ31227		3.06	9.1	1.34	3.82	<0.05	<0.02	0.04	0.012	0.08	14.1	20.1	0.21	221	0.61	0.02
ZZ31228		3.68	11.3	1.49	5.72	<0.05	<0.02	0.04	0.016	0.09	15.5	19.2	0.30	143	0.92	0.02
ZZ31229		3.87	16.7	2.27	6.44	0.05	<0.02	0.03	0.025	0.11	20.3	27.7	0.40	245	1.07	0.01
ZZ31230		3.40	12.0	1.82	5.35	<0.05	<0.02	0.03	0.017	0.11	16.2	21.8	0.28	197	0.69	0.01
ZZ31231		6.37	16.4	3.47	9.52	0.06	<0.02	0.05	0.033	0.23	18.5	50.7	0.60	521	1.08	0.01
ZZ31232		2.58	10.5	1.87	4.44	0.06	0.04	0.02	0.016	0.13	20.7	26.5	0.38	268	0.73	0.01
ZZ31233		4.09	8.8	2.01	6.49	0.05	<0.02	0.03	0.020	0.15	16.4	28.0	0.33	264	0.97	0.01
ZZ31234		3.28	6.5	1.31	5.03	<0.05	<0.02	0.02	0.012	0.08	11.0	9.9	0.16	444	0.82	0.01
ZZ31235		4.38	12.9	2.14	6.54	0.05	<0.02	0.02	0.019	0.11	18.3	25.0	0.34	619	1.16	0.01
ZZ31236		3.32	9.5	1.70	5.51	<0.05	<0.02	0.02	0.018	0.11	15.0	24.8	0.32	290	0.67	0.01
ZZ31237		2.85	10.4	1.84	4.76	0.07	<0.02	0.02	0.016	0.11	20.2	30.2	0.38	306	0.73	0.01
ZZ31238		3.37	9.4	1.73	4.98	0.07	<0.02	0.01	0.017	0.16	15.6	28.0	0.33	318	0.65	0.01
ZZ31239		3.72	9.9	1.89	5.93	0.06	<0.02	0.02	0.016	0.13	20.0	31.6	0.35	349	0.77	0.01
ZZ31240		2.75	5.6	1.28	4.00	0.06	<0.02	0.03	0.011	0.08	20.9	25.0	0.25	292	0.39	0.01
ZZ31241		3.86	10.4	1.77	6.03	<0.05	<0.02	0.03	0.018	0.15	16.6	30.0	0.32	436	0.82	0.01
ZZ31242		3.61	10.0	1.68	5.58	0.07	<0.02	0.02	0.016	0.14	23.4	28.9	0.30	269	0.51	0.01
ZZ31243		2.17	7.9	1.36	3.48	0.05	0.02	<0.01	0.010	0.11	16.5	20.2	0.23	201	0.48	0.01
ZZ31244		2.89	9.6	1.76	5.05	0.05	0.02	0.03	0.018	0.11	19.3	24.8	0.36	259	0.64	0.01
ZZ31245		3.46	11.4	2.29	6.28	0.05	<0.02	0.02	0.021	0.10	18.9	26.3	0.40	470	1.00	0.01
ZZ31246		3.17	9.3	1.65	4.61	0.05	0.02	0.02	0.013	0.13	19.2	24.5	0.31	232	0.55	0.01
ZZ31247		5.73	8.6	1.82	6.24	0.08	0.03	0.01	0.016	0.21	28.2	40.4	0.35	306	0.62	0.01
ZZ31248		3.73	13.9	3.06	7.78	<0.05	0.02	0.05	0.029	0.11	12.0	27.3	0.44	324	1.49	0.01
ZZ31249		6.95	19.4	3.09	9.22	<0.05	<0.02	0.02	0.027	0.15	17.9	30.2	0.37	305	1.53	0.01
ZZ31250		3.98	12.0	1.98	5.77	<0.05	<0.02	0.03	0.017	0.10	15.0	18.8	0.23	184	0.84	0.01

***** See Appendix Page for comments regarding this certificate *****

ALS Canada Ltd.
2103 Dollarton Hwy
North Vancouver BC V7H 0A7
Phone: 604 984 0221 Fax: 604 984 0218 www.alsglobal.com

To: **SILVER RANGE RESOURCES LTD.**
C/O ARCHER, CATHRO & ASSOCIATES (1981) LIMITED
1016-510 W HASTINGS ST
VANCOUVER BC V6B 1L8

Finalized Date: 17-SEP-2012
Account: RANSIL

Project: KEG (VAT)

CERTIFICATE OF ANALYSIS WH12202882

Sample Description	Method	ME-MS41	ME-MS41	ME-MS41	ME-MS41	ME-MS41	ME-MS41	ME-MS41	ME-MS41	ME-MS41	ME-MS41	ME-MS41	ME-MS41	ME-MS41	ME-MS41	ME-MS41
	Analyte	Nb	Ni	P	Pb	Rb	Re	S	Sb	Sc	Se	Sn	Sr	Ta	Te	Th
	Units	ppm	ppm	ppm	ppm	ppm	ppm	%	ppm	ppm	ppm	ppm	ppm	ppm	ppm	ppm
	LOR	0.05	0.2	10	0.2	0.1	0.001	0.01	0.05	0.1	0.2	0.2	0.2	0.01	0.01	0.2
ZZ31225		0.58	11.4	670	22.2	25.5	<0.001	0.05	0.36	0.7	0.2	1.4	10.6	<0.01	0.03	0.5
ZZ31226		0.57	14.3	810	27.7	31.5	<0.001	0.07	0.61	0.7	0.5	2.0	13.2	<0.01	0.04	0.3
ZZ31227		0.49	9.2	820	15.8	19.2	<0.001	0.04	0.26	0.9	0.5	0.9	13.4	<0.01	0.01	0.7
ZZ31228		0.43	11.1	810	16.0	23.7	<0.001	0.07	0.31	0.5	0.5	1.1	13.9	<0.01	<0.01	<0.2
ZZ31229		0.64	17.0	890	21.0	24.5	0.001	0.06	0.46	0.9	0.3	1.3	13.9	<0.01	<0.01	0.4
ZZ31230		0.54	10.0	750	17.6	22.2	0.001	0.03	0.34	0.7	0.4	1.1	8.6	<0.01	<0.01	0.5
ZZ31231		1.17	19.5	690	34.1	51.5	0.001	0.05	0.52	1.8	0.4	2.1	12.9	<0.01	0.01	1.5
ZZ31232		1.05	13.4	880	11.8	23.9	0.001	0.01	0.43	2.0	0.7	1.0	14.1	<0.01	<0.01	6.8
ZZ31233		1.19	11.0	450	15.4	39.8	0.001	0.02	0.43	1.3	0.7	1.5	8.6	<0.01	<0.01	1.9
ZZ31234		0.48	6.4	490	9.8	25.2	0.001	0.03	0.37	0.4	0.3	1.1	5.6	<0.01	<0.01	0.2
ZZ31235		0.51	14.5	960	24.8	29.8	<0.001	0.06	0.43	0.7	0.6	1.2	14.1	<0.01	0.01	0.3
ZZ31236		0.55	11.4	680	16.5	27.1	<0.001	0.03	0.32	0.8	0.3	1.1	12.3	<0.01	<0.01	0.4
ZZ31237		0.98	16.0	850	13.0	24.7	<0.001	0.01	0.45	1.9	0.7	1.1	15.1	<0.01	<0.01	3.8
ZZ31238		0.95	12.2	800	13.7	30.7	<0.001	0.02	0.41	1.5	0.4	1.2	12.3	<0.01	<0.01	2.2
ZZ31239		1.05	12.5	700	18.2	34.9	<0.001	0.02	0.39	1.6	0.5	1.5	14.1	<0.01	0.01	2.3
ZZ31240		0.92	6.7	840	10.6	18.6	0.001	0.01	0.25	1.2	0.6	1.2	11.0	<0.01	0.01	3.2
ZZ31241		0.92	12.8	740	18.8	34.2	<0.001	0.04	0.31	1.4	0.6	1.4	14.7	<0.01	0.02	1.3
ZZ31242		0.88	10.9	720	20.3	28.9	0.001	0.03	0.29	1.6	0.5	1.3	11.8	<0.01	0.01	2.5
ZZ31243		0.89	8.9	870	9.8	19.8	<0.001	0.01	0.30	1.4	0.7	0.9	12.1	<0.01	<0.01	4.6
ZZ31244		1.08	12.1	710	16.2	24.2	0.001	0.02	0.32	1.9	0.6	1.1	15.0	<0.01	<0.01	3.6
ZZ31245		1.06	15.3	750	20.3	25.2	0.001	0.02	0.48	1.9	0.7	1.2	15.4	<0.01	0.01	2.0
ZZ31246		1.08	10.1	770	17.8	26.3	<0.001	0.02	0.29	1.7	0.5	1.2	15.5	<0.01	<0.01	4.4
ZZ31247		1.38	11.0	790	20.8	48.8	0.001	0.01	0.30	1.7	0.5	2.1	10.8	<0.01	<0.01	8.9
ZZ31248		1.25	15.6	600	34.5	22.7	0.001	0.05	0.64	1.5	0.4	1.2	9.2	<0.01	0.01	1.0
ZZ31249		1.08	15.6	620	43.0	37.9	<0.001	0.04	0.61	1.3	0.5	2.2	10.9	<0.01	<0.01	1.1
ZZ31250		0.64	8.4	670	24.6	23.8	0.001	0.05	0.37	0.7	0.6	1.2	10.3	<0.01	0.01	0.5

***** See Appendix Page for comments regarding this certificate *****

ALS Canada Ltd.
2103 Dollarton Hwy
North Vancouver BC V7H 0A7
Phone: 604 984 0221 Fax: 604 984 0218 www.alsglobal.com

To: **SILVER RANGE RESOURCES LTD.**
C/O ARCHER, CATHRO & ASSOCIATES (1981) LIMITED
1016-510 W HASTINGS ST
VANCOUVER BC V6B 1L8

Finalized Date: 17-SEP-2012
Account: RANSIL

Project: KEG (VAT)

CERTIFICATE OF ANALYSIS WH12202882

Sample Description	Method	ME-MS41	ME-MS41	ME-MS41	ME-MS41	ME-MS41	ME-MS41	ME-MS41	ME-MS41
	Analyte	Ti	Tl	U	V	W	Y	Zn	Zr
	Units	%	ppm	ppm	ppm	ppm	ppm	ppm	ppm
	LOR	0.005	0.02	0.05	1	0.05	0.05	2	0.5
ZZ31225		0.040	0.26	3.73	29	0.22	3.94	74	<0.5
ZZ31226		0.035	0.31	4.92	45	0.24	4.07	95	<0.5
ZZ31227		0.037	0.21	4.98	22	0.12	5.50	54	<0.5
ZZ31228		0.030	0.26	5.79	29	0.21	4.52	61	<0.5
ZZ31229		0.036	0.29	2.80	37	0.21	5.74	85	<0.5
ZZ31230		0.037	0.22	2.21	32	0.20	4.41	68	<0.5
ZZ31231		0.059	0.52	4.42	50	0.29	4.61	138	0.7
ZZ31232		0.068	0.22	2.46	32	0.31	6.91	73	1.7
ZZ31233		0.061	0.26	1.89	34	0.21	3.45	81	0.5
ZZ31234		0.034	0.19	1.39	28	0.52	2.08	46	<0.5
ZZ31235		0.032	0.31	9.50	36	0.21	6.15	77	<0.5
ZZ31236		0.038	0.20	7.25	30	0.21	5.12	66	<0.5
ZZ31237		0.061	0.24	2.92	32	0.22	6.88	71	0.5
ZZ31238		0.060	0.26	2.34	28	0.19	6.07	69	<0.5
ZZ31239		0.060	0.27	2.60	31	0.26	5.93	76	0.5
ZZ31240		0.054	0.22	2.24	22	0.12	7.06	49	<0.5
ZZ31241		0.053	0.26	2.44	28	0.41	4.87	70	<0.5
ZZ31242		0.051	0.26	3.79	26	0.41	7.42	69	<0.5
ZZ31243		0.050	0.15	2.28	24	0.18	7.39	51	0.7
ZZ31244		0.051	0.25	2.28	30	0.20	6.03	71	0.6
ZZ31245		0.050	0.24	2.78	39	0.25	5.60	87	0.5
ZZ31246		0.055	0.27	2.98	28	0.16	6.33	73	1.1
ZZ31247		0.066	0.44	3.87	25	0.18	7.92	86	1.6
ZZ31248		0.049	0.39	2.07	48	0.43	3.06	95	0.7
ZZ31249		0.035	0.51	5.07	45	0.25	3.56	126	0.5
ZZ31250		0.037	0.28	2.94	33	0.17	2.99	74	0.5

***** See Appendix Page for comments regarding this certificate *****

ALS Canada Ltd.
2103 Dollarton Hwy
North Vancouver BC V7H 0A7
Phone: 604 984 0221 Fax: 604 984 0218 www.alsglobal.com

To: **SILVER RANGE RESOURCES LTD.**
C/O ARCHER, CATHRO & ASSOCIATES (1981) LIMITED
1016-510 W HASTINGS ST
VANCOUVER BC V6B 1L8

Finalized Date: 17-SEP-2012
Account: RANSIL

Project: KEG (VAT)

CERTIFICATE OF ANALYSIS WH12202882

Method	CERTIFICATE COMMENTS
ME-MS41	Gold determinations by this method are semi-quantitative due to the small sample weight used (0.5g).

ALS Canada Ltd.

2103 Dollarton Hwy
North Vancouver BC V7H 0A7
Phone: 604 984 0221 Fax: 604 984 0218 www.alsglobal.com

To: **SILVER RANGE RESOURCES LTD.**
C/O ARCHER, CATHRO & ASSOCIATES (1981) LIMITED
1016-510 W HASTINGS ST
VANCOUVER BC V6B 1L8

Finalized Date: 13-SEP-2012
Account: RANSIL

CERTIFICATE WH12202883

Project: KEG (MAIN-GROUP1)

P.O. No.: Batch 84

This report is for 36 Drill Core samples submitted to our lab in Whitehorse, YT, Canada on 28-AUG-2012.

The following have access to data associated with this certificate:

MATT DUMALA	JOAN MARIACHER	HEATHER SMITH

SAMPLE PREPARATION

ALS CODE	DESCRIPTION
WEI-21	Received Sample Weight
LOG-22	Sample login - Rcd w/o BarCode
CRU-31	Fine crushing - 70%<2mm
CRU-QC	Crushing QC Test
SPL-21	Split sample - riffle splitter
PUL-QC	Pulverizing QC Test
PUL-31	Pulverize split to 85%<75 um
LOG-22d	Sample login - Rcd w/o BarCode dup
SPL-21d	Split sample - duplicate
PUL-31d	Pulverize Split - duplicate
LOG-23	Pulp Login - Rcvd with Barcode

ANALYTICAL PROCEDURES

ALS CODE	DESCRIPTION	INSTRUMENT
Au-AA24	Au 50g FA AA finish	AAS
ME-OG62	Ore Grade Elements - Four Acid	ICP-AES
Sn-XRF05	Sn-Trace Level XRF Analysis	XRF
ME-MS61	48 element four acid ICP-MS	
Zn-OG62	Ore Grade Zn - Four Acid	VARIABLE

To: **SILVER RANGE RESOURCES LTD.**
ATTN: JOAN MARIACHER
C/O ARCHER, CATHRO & ASSOCIATES (1981) LIMITED
1016-510 W HASTINGS ST
VANCOUVER BC V6B 1L8

This is the Final Report and supersedes any preliminary report with this certificate number. Results apply to samples as submitted. All pages of this report have been checked and approved for release.

***** See Appendix Page for comments regarding this certificate *****

Signature: 

Colin Ramshaw, Vancouver Laboratory Manager

ALS Canada Ltd.
2103 Dollarton Hwy
North Vancouver BC V7H 0A7
Phone: 604 984 0221 Fax: 604 984 0218 www.alsglobal.com

To: **SILVER RANGE RESOURCES LTD.**
C/O ARCHER, CATHRO & ASSOCIATES (1981) LIMITED
1016-510 W HASTINGS ST
VANCOUVER BC V6B 1L8

Finalized Date: 13-SEP-2012
Account: RANSIL

Project: KEG (MAIN-GROUP1)

CERTIFICATE OF ANALYSIS WH12202883

Sample Description	Method	WEI-21	Au-AA24	Sn-XRF05	ME-MS61	ME-MS61	ME-MS61	ME-MS61	ME-MS61	ME-MS61	ME-MS61	ME-MS61	ME-MS61	ME-MS61	ME-MS61	ME-MS61
	Analyte	Recvd Wt.	Au	Sn	Ag	Al	As	Ba	Be	Bi	Ca	Cd	Ce	Co	Cr	Cs
	Units	kg	ppm	ppm	ppm	%	ppm	ppm	ppm	ppm	%	ppm	ppm	ppm	ppm	ppm
	LOR	0.02	0.005	5	0.01	0.01	0.2	10	0.05	0.01	0.01	0.02	0.01	0.1	1	0.05
K287487		8.01	<0.005	68	2.89	4.07	124.5	1290	1.46	5.13	9.69	7.02	53.2	7.1	52	6.89
K287488		8.60	<0.005	152	5.46	4.66	4170	1000	1.28	6.98	9.47	21.4	50.1	7.9	55	7.47
K287489		8.45	0.007	90	3.49	6.10	122.5	1190	1.74	2.18	7.43	13.20	58.7	11.0	76	9.19
K287490		8.66	<0.005	71	2.77	4.74	88.7	600	1.23	7.38	8.61	16.65	49.2	7.0	57	12.20
K287491		0.26	0.013	273	24.3	3.83	851	720	0.97	83.0	8.07	294	42.6	13.2	53	4.75
K287492		8.13	0.006	16	0.98	4.06	204	650	1.02	1.32	6.21	6.39	43.1	6.4	59	6.74
K287493		7.03	<0.005	25	1.85	4.27	90.9	910	1.11	1.26	7.88	3.61	46.9	6.3	53	9.46
K287494		4.91	<0.005	15	1.00	4.16	136.5	1020	1.07	0.68	6.33	31.0	43.0	7.4	57	5.74
K287495		2.63	0.008	137	30.5	3.58	119	490	1.03	68.1	11.15	148.0	40.9	7.3	54	2.90
K287496		2.36	<0.005	<5	0.08	0.07	<5	60	0.07	0.14	21.1	0.36	1.37	1.3	<1	0.16
K287497		7.60	0.006	18	5.57	3.60	53.6	750	0.99	11.55	6.58	6.81	36.5	5.1	60	4.31
K287498		7.75	<0.005	19	2.58	3.99	30.1	920	1.15	4.15	5.83	9.84	44.9	6.2	65	6.06
K287499		8.27	<0.005	40	2.36	3.12	184.5	630	0.85	3.90	8.90	61.8	33.8	5.4	50	3.39
K287500		6.26	<0.005	75	1.66	3.05	224	1330	0.82	2.28	14.35	13.95	32.1	4.1	91	4.01
K287501		7.29	<0.005	65	0.56	2.59	52	1530	0.98	0.52	18.50	2.62	26.6	2.7	53	2.87
K287502		<0.02	<0.005	66	0.58	2.57	67	1520	0.91	0.48	17.85	2.67	26.8	2.6	53	2.78
K287503		7.60	<0.005	139	0.87	1.94	251	950	0.83	0.62	20.9	4.73	27.6	2.4	95	1.71
K287504		7.65	<0.005	109	2.22	2.89	97	1540	0.81	2.13	16.95	4.84	33.6	4.0	79	2.32
K287505		6.08	<0.005	87	0.71	2.92	189	2190	0.58	0.53	18.00	6.06	32.0	4.0	89	2.72
K287506		7.93	<0.005	81	0.59	3.17	322	1820	0.83	0.35	16.15	2.46	33.5	3.9	95	3.78
K287507		8.25	<0.005	65	1.21	3.74	611	640	0.95	0.70	14.60	8.78	40.1	5.5	81	3.04
K287508		0.26	0.019	269	23.8	4.01	935	470	1.05	83.7	7.91	295	42.2	13.7	51	4.84
K287509		7.84	<0.005	44	1.54	4.38	161.0	800	0.95	1.07	7.35	4.80	42.0	5.1	52	5.19
K287510		8.32	<0.005	39	1.92	3.36	90	790	0.80	2.32	16.50	8.30	35.8	4.5	78	2.85
K287511		8.45	<0.005	70	2.37	2.87	40	510	0.94	4.14	25.5	2.30	32.7	3.4	103	1.32
K287512		7.93	<0.005	59	0.79	2.54	54	700	0.99	1.50	23.5	3.61	33.4	2.8	101	1.94
K287513		8.14	<0.005	21	0.67	3.33	46	1140	0.78	0.94	17.30	2.76	33.9	4.3	78	3.02
K287514		3.88	<0.005	20	0.77	3.34	63	1160	0.89	1.18	17.35	2.77	34.7	4.6	86	3.16
K287515		2.89	<0.005	27	13.50	2.77	9	940	0.71	25.0	16.75	14.15	28.1	3.0	62	2.79
K287516		6.03	<0.005	37	0.96	8.10	216	2240	1.89	0.61	0.53	11.25	84.2	7.4	73	17.90
K287517		6.06	<0.005	25	0.54	6.41	93.5	1750	1.38	0.51	0.53	14.50	71.0	6.3	63	12.85
K287518		4.70	<0.005	39	3.18	5.84	159.5	1370	1.84	4.57	1.24	17.60	60.4	13.0	58	10.80
K287519		2.40	<0.005	<5	0.03	0.08	<5	50	0.06	0.05	21.2	0.12	1.49	1.3	<1	0.22
K287520		2.19	<0.005	50	2.06	6.13	195.0	2350	2.12	0.46	0.79	80.0	63.4	17.9	69	10.80
K287521		2.81	<0.005	153	6.29	4.96	1045	3220	1.47	1.78	0.57	18.40	45.7	6.9	63	7.30
K287522		3.58	<0.005	32	0.99	3.87	212	1410	1.71	0.36	1.41	9.63	33.9	18.2	53	10.80

***** See Appendix Page for comments regarding this certificate *****

ALS Canada Ltd.
2103 Dollarton Hwy
North Vancouver BC V7H 0A7
Phone: 604 984 0221 Fax: 604 984 0218 www.alsglobal.com

To: **SILVER RANGE RESOURCES LTD.**
C/O ARCHER, CATHRO & ASSOCIATES (1981) LIMITED
1016-510 W HASTINGS ST
VANCOUVER BC V6B 1L8

Finalized Date: 13-SEP-2012
Account: RANSIL

Project: KEG (MAIN-GROUP1)

CERTIFICATE OF ANALYSIS WH12202883

Sample Description	Method	ME-MS61	ME-MS61	ME-MS61	ME-MS61	ME-MS61	ME-MS61	ME-MS61	ME-MS61	ME-MS61	ME-MS61	ME-MS61	ME-MS61	ME-MS61	ME-MS61	ME-MS61
	Analyte	Cu	Fe	Ga	Ge	Hf	In	K	La	Li	Mg	Mn	Mo	Na	Nb	Ni
	Units	ppm	%	ppm	ppm	ppm	ppm	%	ppm	ppm	%	ppm	ppm	%	ppm	ppm
	LOR	0.2	0.01	0.05	0.05	0.1	0.005	0.01	0.5	0.2	0.01	5	0.05	0.01	0.1	0.2
K287487		216	2.24	10.60	0.07	1.5	0.126	2.15	30.0	33.7	3.46	993	2.71	0.13	8.7	50.5
K287488		435	2.87	12.60	0.20	1.7	0.403	1.52	25.1	72.8	2.01	953	24.8	0.13	9.4	58.6
K287489		809	3.33	15.90	0.24	2.3	0.316	1.99	30.1	47.0	1.62	584	46.4	0.21	11.5	78.4
K287490		432	2.02	11.15	0.18	2.0	0.367	0.87	24.0	29.1	2.44	894	5.09	0.20	10.1	43.6
K287491		1820	5.73	11.80	0.37	1.3	23.6	1.34	21.7	29.1	1.98	2650	15.30	0.16	8.1	51.0
K287492		105.5	1.81	10.50	0.16	2.2	0.123	1.45	24.7	48.6	1.99	399	5.41	0.12	7.9	45.3
K287493		449	1.82	9.62	0.15	2.1	0.104	1.57	22.2	35.3	2.73	542	3.03	0.14	9.6	41.6
K287494		139.0	1.61	10.25	0.19	2.1	0.409	1.87	26.2	31.3	2.21	332	4.57	0.13	7.7	49.3
K287495		470	2.82	11.30	0.39	1.7	2.44	0.77	26.9	46.2	2.77	1240	5.27	0.09	7.4	31.1
K287496		2.9	0.50	0.31	0.12	<0.1	0.010	0.03	0.7	1.2	12.60	220	0.13	<0.01	0.4	0.3
K287497		229	1.68	9.06	0.19	1.7	0.138	1.57	20.5	42.1	2.38	396	4.18	0.16	6.8	35.1
K287498		141.0	1.71	9.48	0.17	2.0	0.158	2.07	24.9	59.5	2.26	311	5.23	0.19	8.1	46.6
K287499		238	1.79	8.17	0.15	1.7	0.876	1.16	20.1	22.1	2.68	578	3.38	0.21	6.4	35.8
K287500		207	1.30	7.61	0.13	1.4	0.171	1.48	21.2	30.2	1.99	585	2.90	0.11	6.0	33.6
K287501		90.5	0.77	7.71	0.11	1.3	0.020	1.71	16.7	19.2	1.48	523	1.69	0.05	5.3	16.6
K287502		86.8	0.76	7.43	0.12	1.2	0.023	1.70	17.0	19.1	1.48	501	1.59	0.05	5.1	15.7
K287503		54.4	0.94	6.37	0.19	0.8	0.033	0.87	19.4	28.1	1.87	846	1.75	0.03	1.2	19.2
K287504		99.1	1.15	9.72	0.23	1.8	0.049	1.39	23.6	20.2	1.47	675	6.02	0.05	5.3	32.1
K287505		93.1	1.02	9.07	0.23	1.6	0.027	1.84	22.6	24.4	0.36	869	2.87	0.05	5.5	37.3
K287506		110.0	1.32	7.10	0.14	1.5	0.028	1.66	22.7	32.1	2.34	480	8.03	0.15	5.3	43.2
K287507		285	1.85	9.29	0.15	1.7	0.091	0.92	23.2	19.9	2.20	576	6.79	0.27	7.3	42.7
K287508		1850	5.86	12.30	0.34	1.3	23.6	1.39	21.7	31.5	2.02	2670	15.60	0.17	8.2	52.7
K287509		386	1.51	10.25	0.14	1.8	0.097	1.81	21.5	51.9	2.44	409	3.35	0.34	8.7	36.8
K287510		275	1.66	7.62	0.15	1.5	0.137	1.12	22.1	17.0	2.18	411	4.77	0.21	6.7	36.6
K287511		7.1	1.24	7.48	0.27	1.0	0.052	0.55	25.2	15.3	1.64	422	3.28	0.07	3.8	29.4
K287512		70.0	1.17	6.15	0.18	1.0	0.076	0.80	25.3	16.7	1.60	433	4.22	0.09	4.1	26.9
K287513		49.3	1.15	6.75	0.14	1.5	0.045	1.71	21.3	16.1	2.02	337	4.92	0.13	7.1	32.8
K287514		49.4	1.18	7.37	0.15	1.6	0.052	1.81	21.9	16.9	2.04	338	5.44	0.13	7.5	34.8
K287515		245	0.82	5.44	0.26	1.2	0.172	1.40	18.4	14.4	2.03	241	3.61	0.15	5.6	15.6
K287516		87.4	3.27	23.1	0.25	2.8	0.069	4.28	41.6	59.1	0.96	151	2.69	0.10	16.9	30.9
K287517		99.6	2.78	17.40	0.21	2.4	0.084	3.36	37.9	47.4	0.86	84	6.45	0.06	12.6	31.0
K287518		121.5	2.79	13.50	0.21	2.4	0.067	3.07	32.7	72.1	1.25	83	11.15	0.12	10.6	89.1
K287519		2.1	0.47	0.31	0.12	<0.1	0.005	0.04	0.7	1.3	12.60	206	0.20	<0.01	0.4	1.0
K287520		224	3.04	16.35	0.21	2.4	0.201	3.30	34.9	131.0	1.39	88	15.35	0.13	13.0	73.0
K287521		231	3.43	10.75	0.25	1.4	0.300	4.52	28.7	37.0	0.39	37	18.15	0.06	10.7	57.5
K287522		97.5	1.71	10.15	0.18	1.2	0.027	2.14	21.2	47.8	0.58	60	31.7	0.04	19.5	143.5

***** See Appendix Page for comments regarding this certificate *****

ALS Canada Ltd.
2103 Dollarton Hwy
North Vancouver BC V7H 0A7
Phone: 604 984 0221 Fax: 604 984 0218 www.alsglobal.com

To: **SILVER RANGE RESOURCES LTD.**
C/O ARCHER, CATHRO & ASSOCIATES (1981) LIMITED
1016-510 W HASTINGS ST
VANCOUVER BC V6B 1L8

Finalized Date: 13-SEP-2012
Account: RANSIL

Project: KEG (MAIN-GROUP1)

CERTIFICATE OF ANALYSIS WH12202883

Sample Description	Method	ME-MS61	ME-MS61	ME-MS61	ME-MS61	ME-MS61	ME-MS61	ME-MS61	ME-MS61	ME-MS61	ME-MS61	ME-MS61	ME-MS61	ME-MS61	ME-MS61	ME-MS61
	Analyte	P	Pb	Rb	Re	S	Sb	Sc	Se	Sn	Sr	Ta	Te	Th	Ti	Tl
	Units	ppm	ppm	ppm	ppm	%	ppm	ppm	ppm	ppm	ppm	ppm	ppm	ppm	%	ppm
	LOR	10	0.5	0.1	0.002	0.01	0.05	0.1	1	0.2	0.2	0.05	0.05	0.2	0.005	0.02
K287487		1110	159.5	108.5	0.019	0.28	4.84	9.1	7	58.7	233	0.65	0.08	7.2	0.299	0.90
K287488		820	336	105.0	0.039	0.89	33.7	9.5	20	145.5	253	0.70	0.20	7.2	0.299	0.89
K287489		750	58.7	116.0	0.064	1.24	6.52	12.9	20	92.2	326	0.85	0.14	8.9	0.351	1.03
K287490		670	136.5	46.0	0.022	0.47	5.51	10.4	11	73.8	315	0.73	0.13	7.3	0.310	0.40
K287491		800	1470	71.4	0.019	2.57	8.95	7.2	57	234	155.5	0.59	0.58	5.9	0.255	0.63
K287492		1090	31.2	83.5	0.037	0.40	6.52	11.1	11	12.7	181.0	0.59	0.13	6.0	0.241	0.66
K287493		880	15.0	84.1	0.027	0.53	5.28	9.4	9	22.2	212	0.72	0.07	7.3	0.293	0.68
K287494		1350	15.9	97.6	0.056	0.43	6.77	12.6	19	13.8	182.0	0.59	0.10	6.2	0.248	0.79
K287495		1510	1940	43.7	0.040	0.79	15.75	9.9	78	140.0	162.0	0.55	0.73	5.1	0.232	0.68
K287496		170	4.5	1.6	<0.002	<0.01	0.07	0.3	1	0.3	49.3	<0.05	<0.05	0.2	<0.005	<0.02
K287497		1190	280	81.5	0.034	0.43	5.73	9.2	22	17.8	196.0	0.52	0.25	5.2	0.220	0.67
K287498		1400	115.0	106.0	0.029	0.49	6.49	9.9	15	15.3	244	0.63	0.14	6.2	0.251	0.83
K287499		1400	91.2	62.1	0.021	0.41	8.96	7.8	14	38.0	246	0.52	0.09	4.7	0.203	0.50
K287500		3690	126.0	86.7	0.014	0.15	6.04	7.0	8	72.9	202	0.44	0.06	4.1	0.194	0.68
K287501		2720	58.1	97.4	0.004	0.01	3.18	4.7	3	68.0	155.5	0.41	<0.05	3.6	0.167	0.75
K287502		2690	51.0	96.5	0.005	0.01	3.17	4.6	3	63.2	157.0	0.39	<0.05	3.6	0.164	0.77
K287503		5860	120.0	50.4	0.006	0.03	2.39	5.3	4	50.9	138.0	0.05	<0.05	3.9	0.124	0.41
K287504		5720	470	77.6	0.024	0.09	5.79	7.1	10	101.0	189.5	0.40	0.06	4.9	0.189	0.72
K287505		6050	72.1	102.5	0.004	0.01	5.10	7.3	4	76.4	220	0.37	<0.05	4.8	0.190	0.82
K287506		5480	60.7	95.8	0.025	0.13	9.14	7.2	4	65.7	258	0.39	<0.05	5.0	0.205	0.72
K287507		3510	48.8	50.3	0.022	0.30	7.06	8.3	8	64.1	248	0.55	0.05	5.4	0.235	0.38
K287508		810	1460	70.9	0.020	2.65	9.12	7.6	56	234	156.5	0.61	0.57	5.9	0.259	0.62
K287509		750	52.9	95.1	0.027	0.41	4.94	8.9	11	39.5	319	0.66	0.06	6.8	0.278	0.80
K287510		3060	125.5	57.6	0.022	0.25	6.37	7.5	10	34.7	338	0.51	0.07	5.1	0.216	0.45
K287511		5360	377	28.1	0.008	0.01	16.65	6.2	8	52.3	307	0.26	0.08	3.7	0.165	0.24
K287512		5230	82.9	42.9	0.013	0.08	21.8	6.0	5	43.5	351	0.26	<0.05	3.5	0.160	0.32
K287513		3200	64.3	87.1	0.026	0.10	4.77	7.2	6	13.9	332	0.54	<0.05	4.9	0.237	0.70
K287514		3340	80.5	91.4	0.028	0.10	4.63	7.9	7	14.5	342	0.56	<0.05	5.1	0.243	0.74
K287515		4830	1190	67.2	0.006	0.09	4.02	4.6	40	22.9	383	0.42	0.16	3.9	0.194	0.87
K287516		690	196.5	240	0.005	0.58	7.78	14.5	9	32.4	134.5	1.23	0.08	14.7	0.416	3.17
K287517		870	47.2	218	0.018	0.75	6.67	10.8	8	22.5	195.0	0.91	0.06	11.8	0.323	2.59
K287518		690	267	198.5	0.024	1.39	5.15	9.6	11	36.5	164.5	0.77	0.18	9.6	0.299	3.00
K287519		210	2.8	2.0	<0.002	<0.01	0.05	0.2	1	0.2	47.4	<0.05	<0.05	0.2	<0.005	0.02
K287520		1120	336	197.0	0.033	0.95	8.57	12.8	11	48.1	108.0	0.88	0.06	11.1	0.323	3.29
K287521		1140	979	198.0	0.012	0.80	21.1	10.1	19	139.0	135.0	0.67	0.18	7.6	0.215	4.03
K287522		670	44.4	126.5	0.040	1.17	7.33	8.3	12	28.7	51.6	1.17	0.13	6.1	0.200	2.17

***** See Appendix Page for comments regarding this certificate *****

ALS Canada Ltd.
2103 Dollarton Hwy
North Vancouver BC V7H 0A7
Phone: 604 984 0221 Fax: 604 984 0218 www.alsglobal.com

To: **SILVER RANGE RESOURCES LTD.**
C/O ARCHER, CATHRO & ASSOCIATES (1981) LIMITED
1016-510 W HASTINGS ST
VANCOUVER BC V6B 1L8

Finalized Date: 13-SEP-2012
Account: RANSIL

Project: KEG (MAIN-GROUP1)

CERTIFICATE OF ANALYSIS WH12202883

Sample Description	Method	ME-MS61	ME-MS61	ME-MS61	ME-MS61	ME-MS61	ME-MS61	Zn-OG62
	Analyte	U	V	W	Y	Zn	Zr	Zn
	Units	ppm	ppm	ppm	ppm	ppm	ppm	%
	LOR	0.1	1	0.1	0.1	2	0.5	0.001
K287487		3.2	82	1.2	26.9	393	48.5	
K287488		4.9	159	2.7	27.7	909	57.2	
K287489		7.2	233	1.6	32.8	645	87.4	
K287490		3.4	106	1.5	30.0	808	75.0	
K287491		3.2	106	5.4	24.6	>10000	43.3	1.480
K287492		3.9	102	1.4	33.0	324	83.2	
K287493		3.5	76	1.0	35.8	189	74.0	
K287494		5.0	95	1.0	42.4	1260	77.5	
K287495		4.3	98	1.8	38.2	7420	56.2	
K287496		0.6	3	0.1	1.1	28	0.7	
K287497		3.5	92	1.0	31.1	329	60.5	
K287498		4.0	93	1.1	33.8	471	73.9	
K287499		3.4	69	1.1	29.2	2930	58.4	
K287500		3.4	78	2.1	28.2	645	48.3	
K287501		2.6	47	1.7	24.6	153	40.9	
K287502		2.6	47	1.7	23.8	153	40.2	
K287503		3.6	55	1.0	29.6	247	35.9	
K287504		5.5	93	4.6	34.9	254	54.9	
K287505		4.3	91	8.1	38.3	364	58.5	
K287506		5.7	122	2.5	31.4	136	49.4	
K287507		4.8	116	2.4	31.3	393	57.0	
K287508		3.2	107	6.1	24.5	>10000	41.8	1.440
K287509		3.0	81	1.4	27.1	252	61.6	
K287510		4.1	81	1.2	30.0	446	48.8	
K287511		5.0	74	0.8	30.6	143	35.4	
K287512		5.7	76	1.3	29.9	214	36.1	
K287513		4.8	78	1.0	30.3	176	50.5	
K287514		5.1	81	1.0	31.5	175	52.2	
K287515		2.8	37	0.8	27.4	737	36.9	
K287516		5.1	179	1.7	18.4	189	97.4	
K287517		5.1	281	1.8	18.8	315	87.9	
K287518		6.6	355	1.7	28.9	764	81.8	
K287519		0.7	4	0.1	1.1	17	0.6	
K287520		7.9	413	2.5	26.0	581	89.1	
K287521		5.8	383	2.2	18.3	459	52.6	
K287522		11.1	491	1.9	20.3	246	53.3	

***** See Appendix Page for comments regarding this certificate *****

ALS Canada Ltd.
2103 Dollarton Hwy
North Vancouver BC V7H 0A7
Phone: 604 984 0221 Fax: 604 984 0218 www.alsglobal.com

To: **SILVER RANGE RESOURCES LTD.**
C/O ARCHER, CATHRO & ASSOCIATES (1981) LIMITED
1016- 510 W HASTINGS ST
VANCOUVER BC V6B 1L8

Finalized Date: 13- SEP- 2012
Account: RANSIL

Project: KEG (MAIN- GROUP1)

CERTIFICATE OF ANALYSIS WH12202883

Method	CERTIFICATE COMMENTS
ME- MS61	REE's may not be totally soluble in this method.
ME- MS61	Interference: Samples with Ca> 10%on ICP- MS As. ICP- AES As results reported (5 ppm DL)

ALS Canada Ltd.

2103 Dollarton Hwy
North Vancouver BC V7H 0A7
Phone: 604 984 0221 Fax: 604 984 0218 www.alsglobal.com

To: **SILVER RANGE RESOURCES LTD.**
C/O ARCHER, CATHRO & ASSOCIATES (1981) LIMITED
1016-510 W HASTINGS ST
VANCOUVER BC V6B 1L8

Finalized Date: 11-SEP-2012
Account: RANSIL

CERTIFICATE WH12202884

Project: KEG (MAIN-GROUP1)

P.O. No.: Batch 85

This report is for 36 Drill Core samples submitted to our lab in Whitehorse, YT, Canada on 28-AUG-2012.

The following have access to data associated with this certificate:

MATT DUMALA	JOAN MARIACHER	HEATHER SMITH

SAMPLE PREPARATION

ALS CODE	DESCRIPTION
WEI-21	Received Sample Weight
LOG-22	Sample login - Rcd w/o BarCode
CRU-31	Fine crushing - 70%<2mm
CRU-QC	Crushing QC Test
SPL-21	Split sample - riffle splitter
PUL-QC	Pulverizing QC Test
PUL-31	Pulverize split to 85%<75 um
LOG-22d	Sample login - Rcd w/o BarCode dup
SPL-21d	Split sample - duplicate
PUL-31d	Pulverize Split - duplicate
LOG-23	Pulp Login - Rcvd with Barcode

ANALYTICAL PROCEDURES

ALS CODE	DESCRIPTION	INSTRUMENT
Au-AA24	Au 50g FA AA finish	AAS
ME-OG62	Ore Grade Elements - Four Acid	ICP-AES
Sn-XRF05	Sn-Trace Level XRF Analysis	XRF
ME-MS61	48 element four acid ICP-MS	
Pb-OG62	Ore Grade Pb - Four Acid	VARIABLE
Zn-OG62	Ore Grade Zn - Four Acid	VARIABLE

To: **SILVER RANGE RESOURCES LTD.**
ATTN: JOAN MARIACHER
C/O ARCHER, CATHRO & ASSOCIATES (1981) LIMITED
1016-510 W HASTINGS ST
VANCOUVER BC V6B 1L8

This is the Final Report and supersedes any preliminary report with this certificate number. Results apply to samples as submitted. All pages of this report have been checked and approved for release.

***** See Appendix Page for comments regarding this certificate *****

Signature: 

Colin Ramshaw, Vancouver Laboratory Manager

ALS Canada Ltd.
2103 Dollarton Hwy
North Vancouver BC V7H 0A7
Phone: 604 984 0221 Fax: 604 984 0218 www.alsglobal.com

To: **SILVER RANGE RESOURCES LTD.**
C/O ARCHER, CATHRO & ASSOCIATES (1981) LIMITED
1016-510 W HASTINGS ST
VANCOUVER BC V6B 1L8

Finalized Date: 11-SEP-2012
Account: RANSIL

Project: KEG (MAIN-GROUP1)

CERTIFICATE OF ANALYSIS WH12202884

Sample Description	Method	WEI-21	Au-AA24	Sn-XRF05	ME-MS61	ME-MS61	ME-MS61	ME-MS61	ME-MS61	ME-MS61	ME-MS61	ME-MS61	ME-MS61	ME-MS61	ME-MS61	ME-MS61
	Analyte	Recvd Wt.	Au	Sn	Ag	Al	As	Ba	Be	Bi	Ca	Cd	Ce	Co	Cr	Cs
	Units	kg	ppm	ppm	ppm	%	ppm	ppm	ppm	ppm	%	ppm	ppm	ppm	ppm	ppm
	LOR	0.02	0.005	5	0.01	0.01	0.2	10	0.05	0.01	0.01	0.02	0.01	0.1	1	0.05
K285557		2.94	0.012	1370	95.7	4.06	20.3	450	1.25	0.20	7.81	178.5	43.7	7.8	50	3.63
K285558		2.37	<0.005	5	0.23	0.05	<5	20	0.06	0.01	21.5	0.51	1.16	1.3	<1	0.12
K285559		6.00	<0.005	91	4.33	3.38	10	610	1.09	0.12	12.90	6.29	37.6	5.1	42	5.80
K285560		7.08	<0.005	42	0.57	3.40	44	700	1.10	0.11	13.50	1.63	39.5	7.7	51	5.76
K285561		8.23	<0.005	50	1.04	2.76	6	550	0.76	0.32	12.15	3.91	33.1	4.4	33	8.15
K285562		8.05	<0.005	48	1.22	3.35	133	650	1.11	0.29	12.40	3.43	33.8	6.7	48	9.27
K285563		7.31	<0.005	151	7.53	3.13	15.3	900	0.93	0.40	9.88	23.5	33.0	5.4	54	5.24
K285564		0.25	0.014	269	22.9	3.72	944	430	1.12	81.0	7.99	293	40.1	13.9	55	4.79
K285565		4.88	<0.005	61	1.70	4.39	37.2	1020	1.16	0.42	8.24	4.80	47.1	7.4	84	8.22
K285566		4.34	<0.005	49	0.88	4.25	10.0	760	1.28	0.12	8.03	3.63	45.8	7.1	63	8.34
K285567		8.57	<0.005	73	4.36	3.74	24	730	1.21	0.32	11.80	10.70	42.0	6.6	54	7.62
K285568		3.75	<0.005	64	3.61	4.15	22	680	1.28	0.19	11.05	10.50	44.1	8.3	64	8.05
K285569		4.33	<0.005	1010	50.6	3.63	644	310	0.91	1.43	7.17	148.5	36.8	5.3	52	4.06
K285570		2.41	<0.005	9	0.54	0.07	<5	30	<0.05	0.03	20.8	1.46	1.36	1.5	<1	0.14
K285571		7.63	<0.005	48	1.81	4.30	7	660	1.45	0.85	10.20	6.53	44.6	6.9	62	9.59
K285572		7.69	0.009	49	2.69	3.49	274	740	1.10	0.71	11.15	15.80	37.7	5.3	44	4.86
K285573		6.40	<0.005	52	13.75	4.62	187.0	710	1.52	27.9	5.67	26.6	46.5	12.2	56	8.24
K285574		7.52	0.009	38	2.24	4.13	451	900	1.34	1.23	4.33	1.72	44.3	6.8	67	7.83
K285575		7.69	<0.005	35	1.49	3.46	15.7	1120	1.17	1.68	5.00	2.38	38.9	5.2	64	4.05
K285576		8.19	<0.005	33	2.38	3.68	28.1	1010	1.28	3.56	3.57	6.49	44.3	9.0	88	4.34
K285577		0.25	<0.005	170	14.55	4.13	120.0	1480	1.29	47.6	7.65	59.8	45.0	7.2	65	5.86
K285578		8.22	0.008	112	17.70	3.62	350	940	1.32	21.7	8.87	25.7	43.4	8.3	92	5.02
K285579		7.98	<0.005	22	0.99	2.33	5	650	0.75	1.87	16.10	3.35	25.5	2.8	77	4.70
K285580		4.56	<0.005	29	0.79	2.24	20	800	0.65	0.97	14.65	1.57	26.2	2.5	65	2.92
K285581		3.45	<0.005	30	3.42	2.67	31	960	0.90	5.77	11.85	12.30	29.6	3.8	74	3.39
K285582		7.76	<0.005	13	0.72	2.45	56	870	0.94	0.38	17.80	3.14	30.8	3.7	121	2.92
K285583		3.12	<0.005	17	0.45	3.68	26.2	800	1.60	1.44	0.54	4.25	34.3	15.8	54	6.99
K285584		8.23	<0.005	21	0.43	4.09	106.5	510	1.83	1.32	1.07	1.15	37.7	9.8	57	10.55
K285585		<0.02	<0.005	23	0.49	4.30	157.5	370	1.97	1.47	0.96	1.45	40.7	10.2	61	11.90
K285586		7.02	<0.005	16	0.31	4.03	19.7	480	1.99	0.68	1.24	1.67	45.4	8.2	62	9.82
K285587		7.16	<0.005	14	0.45	3.79	218	1340	1.86	1.25	1.05	0.73	40.4	10.1	61	9.21
K285588		6.94	<0.005	21	0.65	4.01	45.1	1160	1.70	0.67	1.09	0.74	41.2	8.5	66	10.40
K285589		7.20	<0.005	17	1.73	3.68	21.8	1090	2.01	0.82	1.40	2.39	40.7	8.2	63	8.72
K285590		3.40	<0.005	15	1.97	3.79	24.9	1110	1.88	0.88	1.40	2.42	41.5	8.1	64	9.78
K285591		6.79	<0.005	13	4.78	3.71	29.8	720	2.02	16.00	2.02	1.48	33.1	10.1	75	8.90
K285592		7.36	<0.005	11	0.70	3.94	35.2	870	2.09	1.47	1.75	1.00	41.7	9.5	70	9.35

***** See Appendix Page for comments regarding this certificate *****

ALS Canada Ltd.
2103 Dollarton Hwy
North Vancouver BC V7H 0A7
Phone: 604 984 0221 Fax: 604 984 0218 www.alsglobal.com

To: **SILVER RANGE RESOURCES LTD.**
C/O ARCHER, CATHRO & ASSOCIATES (1981) LIMITED
1016-510 W HASTINGS ST
VANCOUVER BC V6B 1L8

Finalized Date: 11-SEP-2012
Account: RANSIL

Project: KEG (MAIN-GROUP1)

CERTIFICATE OF ANALYSIS WH12202884

Sample Description	Method	ME-MS61	ME-MS61	ME-MS61	ME-MS61	ME-MS61	ME-MS61	ME-MS61	ME-MS61	ME-MS61	ME-MS61	ME-MS61	ME-MS61	ME-MS61	ME-MS61	ME-MS61
	Analyte	Cu	Fe	Ga	Ge	Hf	In	K	La	Li	Mg	Mn	Mo	Na	Nb	Ni
	Units	ppm	%	ppm	ppm	ppm	ppm	%	ppm	ppm	%	ppm	ppm	%	ppm	ppm
	LOR	0.2	0.01	0.05	0.05	0.1	0.005	0.01	0.5	0.2	0.01	5	0.05	0.01	0.1	0.2
K285557		1855	6.08	11.10	0.61	1.8	2.28	1.11	24.5	25.7	2.73	594	2.26	0.31	7.8	32.2
K285558		5.9	0.45	0.35	0.10	<0.1	0.009	0.02	0.6	1.0	13.00	196	0.33	0.01	0.3	2.1
K285559		110.0	1.66	9.37	0.13	1.8	0.106	1.45	21.3	21.4	2.32	557	2.50	0.24	7.6	28.3
K285560		59.6	1.51	10.05	0.13	1.6	0.038	1.98	24.8	15.7	2.20	539	2.83	0.27	7.7	43.9
K285561		67.9	1.32	7.43	0.10	1.4	0.077	0.97	19.0	14.8	1.77	546	1.87	0.31	5.9	27.1
K285562		109.0	1.53	9.66	0.12	1.5	0.080	1.56	20.7	24.6	1.91	520	2.46	0.25	6.8	35.7
K285563		243	1.91	8.72	0.18	1.4	0.360	0.90	19.7	14.9	1.59	947	7.65	0.19	6.5	34.6
K285564		1845	5.67	13.25	0.33	1.4	23.3	1.36	22.3	28.5	2.03	2660	15.90	0.16	8.6	49.3
K285565		154.5	1.86	11.90	0.17	2.2	0.117	2.78	26.5	27.7	1.85	804	20.5	0.19	9.8	53.2
K285566		119.0	1.75	12.75	0.17	2.1	0.072	2.48	25.3	28.1	2.32	406	5.98	0.38	9.1	51.7
K285567		117.0	1.79	11.40	0.20	1.9	0.191	2.11	25.2	29.8	2.48	518	25.2	0.27	8.1	49.7
K285568		146.0	2.21	12.20	0.20	1.9	0.239	1.98	26.1	40.3	1.87	503	64.2	0.27	8.4	69.7
K285569		1330	4.20	10.80	0.49	1.9	4.06	1.22	20.6	33.3	1.78	588	6.69	0.15	7.6	32.6
K285570		15.9	0.49	0.43	0.12	<0.1	0.042	0.02	0.7	1.4	12.80	206	0.20	0.01	0.4	2.2
K285571		183.5	2.02	10.45	0.16	1.9	0.124	1.43	25.4	36.9	2.40	604	3.25	0.16	8.9	48.6
K285572		130.0	1.66	8.31	0.14	1.6	0.273	1.65	21.5	31.0	2.09	578	2.25	0.11	7.4	35.9
K285573		397	4.16	11.65	0.26	2.2	0.384	1.67	26.2	37.6	1.97	472	28.1	0.16	9.8	71.9
K285574		147.5	1.84	11.30	0.14	2.4	0.052	2.03	27.0	49.6	1.96	337	6.83	0.12	9.1	41.6
K285575		211	1.31	9.35	0.13	2.0	0.058	2.10	24.2	32.9	2.27	376	6.01	0.15	7.4	35.2
K285576		198.5	2.21	10.50	0.20	2.4	0.131	1.95	27.8	39.7	2.16	323	10.40	0.13	8.0	59.3
K285577		754	3.40	12.65	0.20	1.6	2.60	1.77	24.8	37.4	2.18	1680	14.70	0.22	9.6	48.7
K285578		1205	1.80	10.70	0.18	2.3	0.218	1.75	29.7	54.9	2.41	523	6.62	0.14	7.8	60.7
K285579		64.9	1.26	5.73	0.08	1.2	0.030	1.20	17.6	24.6	1.52	293	5.21	0.12	4.9	27.9
K285580		49.0	0.76	4.87	0.07	1.3	0.021	1.69	18.0	22.3	1.78	248	1.75	0.10	5.0	14.6
K285581		40.2	0.89	6.05	0.13	1.4	0.096	2.03	20.8	30.5	1.76	256	3.04	0.10	5.6	20.7
K285582		32.1	1.15	6.70	0.11	1.6	0.030	1.36	24.6	33.7	1.94	240	3.72	0.19	5.8	29.0
K285583		90.2	1.75	10.80	0.19	1.4	0.017	1.71	22.0	30.6	0.49	51	23.9	0.03	9.3	163.5
K285584		78.7	1.95	11.45	0.17	1.5	0.015	1.78	23.0	40.8	0.67	44	21.0	0.03	10.5	98.3
K285585		88.4	2.33	12.15	0.18	1.6	0.021	1.81	24.1	45.8	0.73	59	22.0	0.03	11.4	104.0
K285586		77.4	1.99	11.05	0.18	1.6	0.025	1.74	28.5	53.7	0.83	45	27.2	0.05	12.5	82.6
K285587		74.9	2.03	10.40	0.19	1.5	0.015	1.81	26.7	43.3	0.65	52	31.2	0.05	14.9	98.5
K285588		70.1	2.12	10.75	0.19	1.7	0.012	1.97	27.5	38.7	0.59	43	26.1	0.05	14.2	99.4
K285589		71.5	2.03	9.49	0.21	1.7	0.047	1.69	26.9	45.1	0.63	59	25.1	0.06	13.4	101.0
K285590		73.7	1.85	10.10	0.20	1.9	0.038	1.77	26.8	45.5	0.62	45	26.2	0.06	13.9	99.9
K285591		85.2	2.19	9.36	0.21	1.8	0.029	1.28	24.2	62.7	0.93	65	26.3	0.06	7.9	123.5
K285592		72.8	1.92	10.85	0.20	2.0	0.018	1.63	27.7	64.8	0.98	54	22.3	0.05	10.3	94.8

***** See Appendix Page for comments regarding this certificate *****

ALS Canada Ltd.
2103 Dollarton Hwy
North Vancouver BC V7H 0A7
Phone: 604 984 0221 Fax: 604 984 0218 www.alsglobal.com

To: **SILVER RANGE RESOURCES LTD.**
C/O ARCHER, CATHRO & ASSOCIATES (1981) LIMITED
1016-510 W HASTINGS ST
VANCOUVER BC V6B 1L8

Finalized Date: 11-SEP-2012
Account: RANSIL

Project: KEG (MAIN-GROUP1)

CERTIFICATE OF ANALYSIS WH12202884

Sample Description	Method	ME-MS61	ME-MS61	ME-MS61	ME-MS61	ME-MS61	ME-MS61	ME-MS61	ME-MS61	ME-MS61	ME-MS61	ME-MS61	ME-MS61	ME-MS61	ME-MS61	ME-MS61
	Analyte	P	Pb	Rb	Re	S	Sb	Sc	Se	Sn	Sr	Ta	Te	Th	Ti	Tl
	Units	ppm	ppm	ppm	ppm	%	ppm	ppm	ppm	ppm	ppm	ppm	ppm	ppm	%	ppm
	LOR	10	0.5	0.1	0.002	0.01	0.05	0.1	1	0.2	0.2	0.05	0.05	0.2	0.005	0.02
K285557		980	>10000	56.6	0.010	4.56	87.9	8.5	162	>500	292	0.65	0.40	6.7	0.272	0.83
K285558		190	60.8	1.0	<0.002	0.01	0.27	0.2	2	3.6	45.8	<0.05	0.05	<0.2	<0.005	<0.02
K285559		700	1035	76.6	0.009	0.48	6.45	7.3	11	77.6	425	0.60	0.06	6.5	0.222	0.80
K285560		930	94.1	104.5	0.015	0.40	3.40	8.1	7	37.4	458	0.56	0.05	5.9	0.213	1.07
K285561		690	213	50.9	0.007	0.45	2.45	5.6	7	44.9	289	0.46	<0.05	5.0	0.174	0.56
K285562		830	384	88.5	0.010	0.59	4.96	7.4	12	44.7	333	0.50	0.16	5.4	0.195	0.97
K285563		860	2850	49.3	0.017	0.92	8.43	6.6	29	135.0	287	0.49	0.12	5.1	0.187	0.55
K285564		810	1510	67.4	0.019	2.58	8.60	7.2	56	216	157.5	0.63	0.55	5.9	0.246	0.64
K285565		1720	417	158.0	0.025	0.77	6.71	9.4	14	57.4	322	0.75	0.06	7.6	0.276	1.71
K285566		1200	177.5	148.5	0.012	0.67	6.39	9.8	13	47.8	276	0.71	0.05	7.8	0.260	1.66
K285567		2010	1405	139.0	0.027	0.78	5.61	8.3	26	67.7	289	0.64	0.10	6.7	0.225	1.98
K285568		2080	898	142.5	0.085	1.04	6.63	9.3	23	61.6	280	0.65	0.08	6.8	0.244	2.37
K285569		1440	9600	87.4	0.009	2.84	34.2	7.0	112	>500	195.0	0.61	0.35	5.9	0.235	1.03
K285570		180	95.0	1.6	<0.002	0.02	0.38	0.2	2	10.0	49.5	<0.05	<0.05	<0.2	<0.005	0.02
K285571		1000	528	72.4	0.018	0.67	14.25	9.7	19	47.2	342	0.67	0.07	7.4	0.266	0.74
K285572		800	972	83.0	0.013	0.56	16.90	7.2	20	42.8	311	0.56	0.08	6.1	0.219	0.88
K285573		750	1465	85.8	0.055	2.33	30.2	11.4	37	48.5	560	0.72	0.29	7.5	0.286	0.98
K285574		1140	77.9	117.5	0.036	0.62	97.1	11.8	12	38.7	159.5	0.67	0.12	6.8	0.255	1.13
K285575		1460	115.0	98.0	0.030	0.33	15.00	9.0	10	33.8	241	0.56	0.09	6.1	0.225	1.03
K285576		2290	336	103.5	0.065	1.03	28.7	13.0	26	31.0	195.0	0.60	0.22	6.6	0.228	1.02
K285577		1110	1060	92.4	0.016	0.91	8.58	8.4	27	140.0	204	0.69	0.28	7.0	0.268	0.92
K285578		3150	1465	96.7	0.051	0.76	48.6	11.0	30	98.5	235	0.59	0.16	6.2	0.230	0.95
K285579		4040	140.0	57.7	0.015	0.37	5.34	4.8	10	16.8	398	0.37	0.06	3.8	0.154	0.60
K285580		4510	114.0	80.1	0.007	0.04	3.26	4.3	5	23.0	404	0.38	<0.05	3.9	0.155	0.81
K285581		4340	472	97.0	0.012	0.09	4.62	5.5	19	27.0	337	0.41	0.12	4.4	0.170	0.98
K285582		6410	54.5	72.6	0.015	0.35	5.74	7.2	11	6.6	451	0.42	0.05	4.7	0.163	0.84
K285583		880	22.0	106.0	0.058	0.95	5.37	6.1	12	14.3	42.0	0.62	0.08	6.5	0.179	1.33
K285584		1070	23.9	108.5	0.025	1.15	7.01	7.1	12	15.5	112.5	0.70	0.13	6.7	0.194	1.51
K285585		1090	27.8	114.0	0.028	1.32	8.13	7.7	13	15.9	120.5	0.78	0.17	7.0	0.203	1.62
K285586		1030	20.7	115.0	0.030	1.21	5.82	8.2	14	10.7	153.5	0.83	0.06	6.9	0.200	1.82
K285587		1020	33.6	116.0	0.040	1.19	5.99	7.5	14	14.2	140.5	0.96	0.33	6.3	0.191	1.81
K285588		1470	59.6	117.5	0.032	1.41	9.71	7.5	17	17.4	152.5	0.92	0.11	7.2	0.202	1.96
K285589		1800	200	105.0	0.030	1.19	7.95	7.1	15	11.4	159.0	0.88	0.13	6.9	0.192	1.83
K285590		1840	233	115.5	0.033	1.13	8.00	7.3	16	12.9	181.5	0.86	0.15	7.3	0.199	1.85
K285591		2680	114.5	91.3	0.040	1.20	12.30	6.6	19	8.7	146.5	0.54	0.43	6.5	0.185	1.59
K285592		2480	26.2	114.0	0.033	0.91	5.46	8.0	13	9.8	174.0	0.71	0.08	7.1	0.204	1.76

***** See Appendix Page for comments regarding this certificate *****

ALS Canada Ltd.
2103 Dollarton Hwy
North Vancouver BC V7H 0A7
Phone: 604 984 0221 Fax: 604 984 0218 www.alsglobal.com

To: **SILVER RANGE RESOURCES LTD.**
C/O ARCHER, CATHRO & ASSOCIATES (1981) LIMITED
1016-510 W HASTINGS ST
VANCOUVER BC V6B 1L8

Finalized Date: 11-SEP-2012
Account: RANSIL

Project: KEG (MAIN-GROUP1)

CERTIFICATE OF ANALYSIS WH12202884

Sample Description	Method	ME-MS61	ME-MS61	ME-MS61	ME-MS61	ME-MS61	ME-MS61	Pb-OG62	Zn-OG62
	Analyte	U	V	W	Y	Zn	Zr	Pb	Zn
	Units	ppm	ppm	ppm	ppm	ppm	ppm	%	%
	LOR	0.1	1	0.1	0.1	2	0.5	0.001	0.001
K285557		3.1	74	1.1	23.9	>10000	55.2	2.63	1.540
K285558		0.6	3	0.1	0.9	50	<0.5		
K285559		3.4	57	0.9	22.1	513	62.1		
K285560		4.1	73	0.9	25.3	132	57.1		
K285561		3.0	47	0.8	19.6	259	48.2		
K285562		3.5	68	0.9	21.8	240	54.6		
K285563		3.4	110	1.1	20.7	1770	51.0		
K285564		3.4	104	5.1	23.2	>10000	45.0		1.460
K285565		5.5	264	1.5	30.1	321	77.0		
K285566		4.0	119	1.1	28.1	265	70.9		
K285567		5.6	244	1.2	28.8	693	63.0		
K285568		11.3	462	1.7	31.9	670	64.9		
K285569		3.3	108	1.1	25.2	>10000	62.9		1.155
K285570		1.0	5	0.1	1.0	108	0.9		
K285571		4.9	91	1.1	27.5	420	66.8		
K285572		3.7	68	1.9	22.2	976	55.6		
K285573		5.9	161	1.4	29.3	1370	79.5		
K285574		5.0	100	6.0	33.8	117	84.7		
K285575		4.7	87	0.9	31.1	137	70.6		
K285576		8.5	134	1.2	41.3	373	86.4		
K285577		3.8	130	3.4	27.7	3020	56.3		
K285578		7.5	137	1.6	40.6	1190	77.3		
K285579		3.9	77	0.9	21.9	142	43.5		
K285580		3.1	38	0.8	23.2	96	46.0		
K285581		3.9	52	0.8	27.1	514	50.0		
K285582		5.6	81	1.1	33.1	105	56.2		
K285583		11.4	542	1.6	20.8	140	54.7		
K285584		9.0	414	2.3	22.2	112	55.4		
K285585		9.8	424	2.6	23.6	134	57.3		
K285586		10.6	427	1.3	28.1	120	62.0		
K285587		10.4	524	1.4	26.8	70	59.2		
K285588		9.2	516	1.3	26.1	68	63.8		
K285589		9.5	437	1.3	26.9	195	66.3		
K285590		9.8	438	1.4	28.1	167	73.8		
K285591		8.1	519	1.7	30.5	110	63.8		
K285592		8.0	499	1.7	31.7	67	73.1		

***** See Appendix Page for comments regarding this certificate *****

ALS Canada Ltd.
2103 Dollarton Hwy
North Vancouver BC V7H 0A7
Phone: 604 984 0221 Fax: 604 984 0218 www.alsglobal.com

To: **SILVER RANGE RESOURCES LTD.**
C/O ARCHER, CATHRO & ASSOCIATES (1981) LIMITED
1016-510 W HASTINGS ST
VANCOUVER BC V6B 1L8

Project: KEG (MAIN-GROUP1)

Finalized Date: 11-SEP-2012
Account: RANSIL

CERTIFICATE OF ANALYSIS WH12202884

Method	CERTIFICATE COMMENTS
ME-MS61	Interference: Ca>10% on ICP-MS As, ICP-AES results shown.
ME-MS61	REE's may not be totally soluble in this method.

ALS Canada Ltd.

2103 Dollarton Hwy
North Vancouver BC V7H 0A7
Phone: 604 984 0221 Fax: 604 984 0218 www.alsglobal.com

To: **SILVER RANGE RESOURCES LTD.**
C/O ARCHER, CATHRO & ASSOCIATES (1981) LIMITED
1016- 510 W HASTINGS ST
VANCOUVER BC V6B 1L8

Finalized Date: 11- SEP- 2012
Account: RANSIL

CERTIFICATE WH12202885

Project: KEG (MAIN- GROUP 2)

P.O. No.: Batch 86

This report is for 36 Drill Core samples submitted to our lab in Whitehorse, YT, Canada on 28- AUG- 2012.

The following have access to data associated with this certificate:

MATT DUMALA	JOAN MARIACHER	HEATHER SMITH

SAMPLE PREPARATION

ALS CODE	DESCRIPTION
WEI- 21	Received Sample Weight
LOG- 22	Sample login - Rcd w/o BarCode
CRU- 31	Fine crushing - 70%< 2mm
CRU- QC	Crushing QC Test
SPL- 21	Split sample - riffle splitter
PUL- QC	Pulverizing QC Test
PUL- 31	Pulverize split to 85%< 75 um
LOG- 22d	Sample login - Rcd w/o BarCode dup
SPL- 21d	Split sample - duplicate
PUL- 31d	Pulverize Split - duplicate
LOG- 23	Pulp Login - Rcvd with Barcode

ANALYTICAL PROCEDURES

ALS CODE	DESCRIPTION	INSTRUMENT
Au- AA24	Au 50g FA AA finish	AAS
ME- OG62	Ore Grade Elements - Four Acid	ICP- AES
Sn- XRF05	Sn- Trace Level XRF Analysis	XRF
ME- MS61	48 element four acid ICP- MS	
Zn- OG62	Ore Grade Zn - Four Acid	VARIABLE

To: **SILVER RANGE RESOURCES LTD.**
ATTN: JOAN MARIACHER
C/O ARCHER, CATHRO & ASSOCIATES (1981) LIMITED
1016- 510 W HASTINGS ST
VANCOUVER BC V6B 1L8

This is the Final Report and supersedes any preliminary report with this certificate number. Results apply to samples as submitted. All pages of this report have been checked and approved for release.

***** See Appendix Page for comments regarding this certificate *****

Signature: 

Colin Ramshaw, Vancouver Laboratory Manager

ALS Canada Ltd.
2103 Dollarton Hwy
North Vancouver BC V7H 0A7
Phone: 604 984 0221 Fax: 604 984 0218 www.alsglobal.com

To: **SILVER RANGE RESOURCES LTD.**
C/O ARCHER, CATHRO & ASSOCIATES (1981) LIMITED
1016-510 W HASTINGS ST
VANCOUVER BC V6B 1L8

Finalized Date: 11-SEP-2012
Account: RANSIL

Project: KEG (MAIN-GROUP 2)

CERTIFICATE OF ANALYSIS WH12202885

Sample Description	Method	WEI-21	Au-AA24	Sn-XRF05	ME-MS61	ME-MS61	ME-MS61	ME-MS61	ME-MS61	ME-MS61	ME-MS61	ME-MS61	ME-MS61	ME-MS61	ME-MS61	ME-MS61
	Analyte	Recvd Wt.	Au	Sn	Ag	Al	As	Ba	Be	Bi	Ca	Cd	Ce	Co	Cr	Cs
	Units	kg	ppm	ppm	ppm	%	ppm	ppm	ppm	ppm	%	ppm	ppm	ppm	ppm	ppm
	LOR	0.02	0.005	5	0.01	0.01	0.2	10	0.05	0.01	0.01	0.02	0.01	0.1	1	0.05
K285593		7.07	<0.005	12	0.51	4.25	17.4	910	1.97	1.09	1.22	0.82	40.8	9.9	62	10.10
K285594		7.10	<0.005	17	0.64	4.20	12.7	820	1.79	2.30	1.28	0.46	38.3	8.8	69	8.76
K285595		7.17	<0.005	18	0.48	3.90	41.2	770	1.88	0.64	1.47	1.71	34.4	11.4	69	7.78
K285596		<0.02	<0.005	13	0.47	3.88	40.0	760	1.90	0.63	1.49	1.74	33.9	11.7	68	7.60
K285597		1.71	<0.005	19	0.49	4.17	156.0	1080	1.66	0.69	1.36	2.61	38.3	17.4	67	7.88
K285598		2.33	<0.005	29	1.41	3.67	216	1190	1.42	1.70	0.97	1.48	50.3	10.4	45	9.05
K285599		6.44	<0.005	19	1.00	4.06	60.9	830	1.89	0.19	1.49	21.6	36.9	6.7	68	9.22
K285600		4.67	<0.005	26	0.72	4.04	86.9	1020	1.82	0.18	1.37	1.03	37.1	7.1	74	11.65
K285601		4.99	<0.005	40	2.99	3.83	1050	990	1.52	4.15	1.52	12.05	36.7	10.7	66	9.26
K285602		4.88	0.012	57	25.3	3.23	6320	140	0.80	52.8	2.05	7.77	32.7	15.8	50	6.88
K285603		1.85	<0.005	<5	0.12	0.04	10	20	0.06	0.21	19.85	0.10	1.34	1.4	<1	0.12
K285604		7.20	<0.005	19	2.15	3.79	775	940	1.68	3.87	1.74	6.44	36.0	8.6	64	7.12
K285605		6.99	<0.005	15	0.41	4.17	34.1	1140	1.88	0.50	1.02	1.83	44.5	7.6	63	7.52
K285606		6.86	<0.005	19	0.45	3.69	88.3	1040	1.75	0.27	4.96	0.76	38.1	8.9	50	6.77
K285607		7.41	<0.005	11	0.53	4.03	28.4	890	2.14	0.66	1.39	1.05	39.9	10.1	60	10.30
K285608		0.27	0.013	270	22.7	3.78	1080	240	1.20	78.8	7.94	294	39.8	13.5	51	4.74
K285609		7.14	<0.005	17	0.55	4.46	84.8	950	2.51	0.46	1.21	0.54	47.9	10.0	63	8.57
K285610		7.20	<0.005	14	0.41	3.81	179.5	1180	1.91	0.54	1.57	0.50	41.2	9.4	54	7.51
K285611		7.05	<0.005	8	0.41	4.23	17.2	1160	2.10	0.71	1.68	0.70	45.1	9.6	61	7.91
K285612		7.11	<0.005	10	0.33	4.81	25.3	1140	2.48	0.55	1.70	0.37	42.8	9.3	61	10.10
K285613		7.54	<0.005	15	0.32	4.76	86.0	1000	2.57	0.46	1.24	0.15	45.0	10.5	64	9.84
K285614		3.01	<0.005	15	0.32	4.77	51.9	980	2.43	0.43	1.23	0.14	42.3	9.1	63	9.43
K285615		6.59	<0.005	17	0.42	4.63	126.5	1150	2.20	0.59	1.62	0.08	44.3	10.1	58	10.50
K285616		6.97	<0.005	16	0.60	3.96	14.1	1440	1.61	0.32	1.42	0.89	41.3	10.1	59	7.89
K285617		7.06	<0.005	21	9.72	3.19	455	740	1.73	10.30	1.20	14.10	37.2	12.1	44	7.07
K285618		5.67	<0.005	15	3.66	3.75	31.8	740	1.84	1.07	2.63	2.60	36.9	6.9	62	11.90
K285619		4.84	<0.005	13	13.95	3.29	9.2	320	1.72	88.7	2.99	1.46	33.6	8.2	53	6.79
K285620		5.86	<0.005	15	2.08	3.76	86.1	990	1.88	7.64	1.06	2.41	39.5	8.2	55	17.15
K285621		0.27	0.015	268	23.2	3.79	1060	290	1.12	75.5	8.05	298	40.0	13.8	51	4.79
K285622		8.66	<0.005	11	0.34	3.10	31.1	980	1.74	0.82	1.55	1.38	37.8	6.2	46	8.71
K285623		7.57	<0.005	12	0.44	3.65	49.8	1250	2.17	1.10	1.33	0.14	41.3	7.4	59	9.44
K285624		7.68	<0.005	21	0.68	4.18	85.7	720	2.25	1.35	1.02	0.14	44.7	7.5	65	7.32
K285625		2.07	<0.005	<5	0.01	0.05	<5	20	<0.05	0.03	19.80	0.06	1.10	1.5	<1	0.13
K285626		7.63	<0.005	13	0.51	3.64	44.5	580	1.94	0.71	1.13	2.30	45.3	8.0	52	9.46
K285627		8.20	<0.005	13	0.44	3.31	35.2	1000	2.13	0.70	1.06	0.09	49.5	7.6	49	7.15
K285628		7.71	<0.005	10	0.44	3.14	38.4	1330	2.06	0.80	1.13	0.20	45.0	6.7	46	7.69

***** See Appendix Page for comments regarding this certificate *****

ALS Canada Ltd.
2103 Dollarton Hwy
North Vancouver BC V7H 0A7
Phone: 604 984 0221 Fax: 604 984 0218 www.alsglobal.com

To: **SILVER RANGE RESOURCES LTD.**
C/O ARCHER, CATHRO & ASSOCIATES (1981) LIMITED
1016-510 W HASTINGS ST
VANCOUVER BC V6B 1L8

Finalized Date: 11-SEP-2012
Account: RANSIL

Project: KEG (MAIN-GROUP 2)

CERTIFICATE OF ANALYSIS WH12202885

Sample Description	Method	ME-MS61	ME-MS61	ME-MS61	ME-MS61	ME-MS61	ME-MS61	ME-MS61	ME-MS61	ME-MS61	ME-MS61	ME-MS61	ME-MS61	ME-MS61	ME-MS61	ME-MS61
	Analyte	Cu	Fe	Ga	Ge	Hf	In	K	La	Li	Mg	Mn	Mo	Na	Nb	Ni
	Units	ppm	%	ppm	ppm	ppm	ppm	%	ppm	ppm	%	ppm	ppm	%	ppm	ppm
	LOR	0.2	0.01	0.05	0.05	0.1	0.005	0.01	0.5	0.2	0.01	5	0.05	0.01	0.1	0.2
K285593		67.5	1.71	12.05	0.18	1.9	0.019	2.16	26.7	42.1	0.63	36	22.7	0.04	11.3	88.3
K285594		72.6	1.95	11.50	0.20	1.9	0.016	2.04	26.7	57.1	0.89	55	30.6	0.06	8.6	105.0
K285595		63.5	1.63	9.96	0.15	1.8	0.011	1.75	24.1	48.8	0.79	41	24.4	0.06	9.0	132.0
K285596		64.4	1.72	9.89	0.17	1.8	0.011	1.78	23.8	49.5	0.79	54	24.3	0.06	9.0	135.5
K285597		81.4	1.66	9.61	0.20	1.8	0.010	2.18	25.3	52.0	0.80	44	26.1	0.08	8.5	164.5
K285598		79.0	2.05	9.06	0.21	1.9	0.009	2.61	30.4	48.4	1.18	65	25.6	0.07	14.1	103.5
K285599		79.9	2.36	10.75	0.19	1.8	0.323	1.84	25.7	57.2	1.53	59	30.6	0.08	9.8	99.0
K285600		80.4	2.44	11.95	0.21	1.8	0.021	2.40	26.6	42.5	1.08	60	26.5	0.04	8.5	109.5
K285601		111.5	2.62	11.05	0.22	1.9	0.158	2.91	25.1	50.0	0.90	55	26.4	0.06	8.4	127.0
K285602		290	7.03	10.00	0.43	1.3	0.126	2.80	21.2	45.2	0.43	62	24.5	0.05	10.0	101.5
K285603		4.3	0.46	0.30	0.09	<0.1	0.005	0.02	0.7	0.9	12.10	197	0.21	<0.01	0.4	2.3
K285604		69.9	2.11	9.61	0.16	1.6	0.098	1.57	24.3	50.8	1.04	60	41.6	0.09	8.3	106.5
K285605		58.1	1.96	11.10	0.17	1.6	0.044	2.08	29.0	36.8	0.60	44	28.9	0.06	16.5	75.1
K285606		60.6	2.14	8.59	0.15	1.4	0.010	1.53	25.6	33.8	0.82	57	25.9	0.09	12.8	93.2
K285607		78.5	2.15	10.25	0.17	1.3	0.024	1.40	26.4	48.2	0.87	58	31.5	0.07	13.4	121.0
K285608		1875	5.72	12.90	0.32	1.3	22.9	1.37	22.0	27.6	2.06	2600	16.30	0.16	8.8	50.0
K285609		89.0	2.27	11.70	0.17	1.5	0.024	1.82	31.2	46.1	0.84	45	31.9	0.07	15.8	117.5
K285610		78.9	1.97	10.40	0.17	1.3	0.018	1.65	27.4	36.6	0.81	51	32.1	0.07	14.5	97.1
K285611		84.8	2.18	10.95	0.19	1.4	0.020	1.54	29.7	44.5	0.91	46	35.0	0.10	17.2	107.5
K285612		72.8	2.02	12.75	0.21	1.5	0.016	1.91	27.2	52.8	0.90	52	18.10	0.07	12.2	78.6
K285613		81.0	2.18	12.70	0.21	1.6	0.012	1.96	28.9	57.8	0.99	45	22.9	0.07	13.5	94.1
K285614		81.6	2.15	12.50	0.20	1.5	0.008	2.00	26.7	54.2	0.89	46	23.4	0.08	13.6	90.8
K285615		75.5	2.04	11.55	0.22	1.5	0.011	2.01	27.9	42.8	0.83	46	23.9	0.10	13.8	90.8
K285616		74.8	1.90	9.75	0.18	1.8	0.019	2.21	27.3	30.6	0.57	59	24.2	0.07	13.6	121.0
K285617		139.5	2.90	8.73	0.25	1.2	0.198	0.87	26.0	58.3	1.22	64	31.0	0.07	15.6	114.5
K285618		75.0	1.87	10.05	0.21	1.6	0.036	1.77	25.4	50.2	1.11	83	25.7	0.04	13.3	104.5
K285619		176.5	3.42	9.15	0.28	1.5	0.017	1.60	23.4	49.8	0.94	51	28.5	0.03	11.8	93.3
K285620		102.0	2.55	11.35	0.22	1.5	0.046	2.19	27.0	51.1	0.89	48	36.7	0.04	22.5	105.0
K285621		1875	5.77	13.15	0.33	1.3	23.1	1.37	22.2	28.5	2.07	2690	16.00	0.16	8.8	51.0
K285622		49.2	1.45	9.45	0.15	1.2	0.051	1.43	26.1	47.9	0.49	40	37.8	0.02	20.2	104.0
K285623		71.4	1.90	10.50	0.17	1.4	0.011	1.52	26.9	64.3	0.67	44	31.0	0.07	18.1	88.7
K285624		87.0	2.10	12.75	0.21	1.5	0.015	1.88	28.2	47.9	0.79	41	23.0	0.09	16.1	89.2
K285625		2.8	0.44	0.36	0.12	<0.1	0.005	0.02	0.6	1.1	12.35	193	0.28	<0.01	0.4	2.8
K285626		73.3	2.15	10.70	0.18	1.4	0.064	1.56	29.6	56.9	0.79	35	37.9	0.04	21.2	104.5
K285627		66.6	1.96	9.24	0.17	1.4	0.007	1.33	32.2	63.5	0.66	38	39.4	0.11	22.6	98.3
K285628		50.6	1.69	8.99	0.16	1.3	0.008	1.10	30.4	78.3	0.75	52	36.5	0.09	22.9	90.3

***** See Appendix Page for comments regarding this certificate *****

ALS Canada Ltd.
2103 Dollarton Hwy
North Vancouver BC V7H 0A7
Phone: 604 984 0221 Fax: 604 984 0218 www.alsglobal.com

To: **SILVER RANGE RESOURCES LTD.**
C/O ARCHER, CATHRO & ASSOCIATES (1981) LIMITED
1016-510 W HASTINGS ST
VANCOUVER BC V6B 1L8

Finalized Date: 11-SEP-2012
Account: RANSIL

Project: KEG (MAIN-GROUP 2)

CERTIFICATE OF ANALYSIS WH12202885

Sample Description	Method	ME-MS61	ME-MS61	ME-MS61	ME-MS61	ME-MS61	ME-MS61	ME-MS61	ME-MS61	ME-MS61	ME-MS61	ME-MS61	ME-MS61	ME-MS61	ME-MS61	ME-MS61
	Analyte	P	Pb	Rb	Re	S	Sb	Sc	Se	Sn	Sr	Ta	Te	Th	Ti	Tl
	Units	ppm	ppm	ppm	ppm	%	ppm	ppm	ppm	ppm	ppm	ppm	ppm	ppm	%	ppm
	LOR	10	0.5	0.1	0.002	0.01	0.05	0.1	1	0.2	0.2	0.05	0.05	0.2	0.005	0.02
K285593		1570	20.1	141.0	0.037	0.97	4.80	8.4	13	11.2	140.5	0.76	0.08	7.3	0.213	2.04
K285594		2140	27.5	127.0	0.034	1.06	5.36	7.8	14	11.3	123.0	0.59	0.08	7.1	0.212	1.88
K285595		2130	30.7	102.5	0.036	0.88	4.19	7.7	12	13.0	107.5	0.62	0.07	7.0	0.203	1.69
K285596		2160	29.9	104.5	0.036	0.89	4.22	7.8	12	12.6	106.0	0.61	0.06	7.0	0.205	1.71
K285597		2850	35.2	119.0	0.034	0.91	4.15	8.1	12	16.6	159.0	0.60	0.15	7.1	0.206	1.97
K285598		800	46.3	148.5	0.025	1.16	4.28	8.1	14	26.9	228	0.97	0.24	8.0	0.188	2.86
K285599		2310	79.7	118.5	0.040	1.28	6.92	8.3	17	16.1	104.5	0.68	0.10	7.1	0.205	2.21
K285600		3000	49.8	165.5	0.036	1.29	5.56	8.4	15	22.7	59.4	0.59	0.08	7.2	0.204	2.82
K285601		2660	123.0	177.5	0.035	1.30	11.95	7.4	17	35.5	78.2	0.56	0.24	6.9	0.181	3.13
K285602		890	589	151.5	0.028	5.82	89.8	5.6	69	44.1	59.6	0.63	2.56	4.8	0.154	3.56
K285603		180	3.3	1.2	<0.002	0.01	0.26	0.2	2	0.2	48.7	<0.05	<0.05	<0.2	<0.005	<0.02
K285604		1720	81.8	99.3	0.031	1.17	8.36	7.7	16	16.0	156.5	0.57	0.35	6.5	0.194	1.72
K285605		1210	26.6	122.0	0.038	1.03	4.43	8.7	13	12.4	162.0	1.08	0.09	7.3	0.212	1.80
K285606		1060	13.9	91.6	0.021	1.49	6.09	7.6	11	12.6	262	0.79	0.09	6.3	0.178	1.56
K285607		720	27.1	91.4	0.041	1.23	4.31	9.3	11	10.0	343	0.90	0.08	6.6	0.190	1.57
K285608		820	1530	64.9	0.020	2.64	8.61	7.6	55	215	154.0	0.63	0.50	6.1	0.245	0.64
K285609		770	20.9	114.0	0.042	1.45	6.22	10.2	12	13.1	365	1.07	0.09	7.4	0.217	1.79
K285610		1040	17.2	106.5	0.036	1.06	6.15	8.6	12	10.6	192.0	0.92	0.19	6.6	0.185	1.78
K285611		710	20.2	94.1	0.044	1.22	4.48	9.3	12	7.4	214	1.12	0.06	7.2	0.213	1.61
K285612		860	14.9	111.5	0.027	1.13	3.58	10.1	12	7.3	186.0	0.80	0.07	7.4	0.221	1.85
K285613		880	17.8	118.5	0.028	1.27	4.09	10.4	12	12.1	174.0	0.89	0.09	7.2	0.224	1.95
K285614		870	17.6	119.5	0.027	1.24	3.89	10.3	11	12.4	162.5	0.88	0.07	7.2	0.222	1.92
K285615		680	20.4	120.0	0.028	1.16	6.01	9.9	11	13.6	223	0.91	0.13	7.1	0.209	1.89
K285616		1780	23.8	133.5	0.038	0.86	3.09	8.5	9	13.5	155.5	0.86	<0.05	7.1	0.207	2.11
K285617		690	861	74.3	0.040	1.94	10.15	8.2	32	18.2	166.5	1.02	0.65	5.9	0.170	1.65
K285618		1650	423	117.0	0.033	1.28	17.25	7.7	18	11.5	132.5	0.86	0.20	6.8	0.199	1.95
K285619		1840	259	110.5	0.040	2.95	69.4	6.8	41	9.8	153.0	0.78	1.85	5.7	0.169	2.31
K285620		890	103.0	163.0	0.046	1.71	26.1	8.3	22	11.8	81.1	1.42	0.27	7.5	0.197	2.83
K285621		830	1535	65.3	0.019	2.67	8.62	7.8	55	215	155.0	0.65	0.53	6.3	0.249	0.65
K285622		710	12.6	107.5	0.042	0.87	15.25	6.2	13	7.5	44.0	1.31	0.07	6.4	0.168	1.54
K285623		1300	10.4	107.0	0.038	1.05	9.38	7.5	13	9.8	127.5	1.13	0.11	6.7	0.189	1.57
K285624		1400	16.5	112.5	0.036	1.28	7.84	9.2	16	15.3	153.5	1.00	0.16	7.3	0.209	1.69
K285625		180	1.5	1.2	<0.002	<0.01	0.06	0.2	1	<0.2	44.7	<0.05	<0.05	<0.2	<0.005	<0.02
K285626		910	12.8	115.0	0.046	1.53	12.55	7.2	21	11.5	96.6	1.36	0.19	6.8	0.191	1.69
K285627		850	14.4	87.6	0.048	1.11	5.86	7.1	15	9.0	113.5	1.51	0.22	7.0	0.182	1.38
K285628		550	14.6	79.7	0.044	0.85	7.14	6.5	11	8.8	198.5	1.50	0.16	7.0	0.177	1.35

***** See Appendix Page for comments regarding this certificate *****

ALS Canada Ltd.
2103 Dollarton Hwy
North Vancouver BC V7H 0A7
Phone: 604 984 0221 Fax: 604 984 0218 www.alsglobal.com

To: **SILVER RANGE RESOURCES LTD.**
C/ O ARCHER, CATHRO & ASSOCIATES (1981) LIMITED
1016- 510 W HASTINGS ST
VANCOUVER BC V6B 1L8

Finalized Date: 11- SEP- 2012
Account: RANSIL

Project: KEG (MAIN- GROUP 2)

CERTIFICATE OF ANALYSIS WH12202885

Sample Description	Method	ME- MS61	ME- MS61	ME- MS61	ME- MS61	ME- MS61	ME- MS61	Zn- OG62
	Analyte	U	V	W	Y	Zn	Zr	Zn
	Units	ppm	ppm	ppm	ppm	ppm	ppm	%
	LOR	0.1	1	0.1	0.1	2	0.5	0.001
K285593		8.7	510	1.5	24.7	58	69.4	
K285594		8.7	635	1.9	30.6	51	66.9	
K285595		7.0	576	1.7	27.3	125	67.0	
K285596		7.0	578	1.7	27.2	127	67.4	
K285597		7.4	569	1.5	31.0	195	61.7	
K285598		9.2	359	2.0	25.3	113	69.6	
K285599		9.3	629	1.5	26.8	1520	63.3	
K285600		8.1	600	1.5	31.3	90	65.1	
K285601		7.5	492	1.8	27.3	750	64.6	
K285602		6.3	489	1.4	16.1	597	50.3	
K285603		0.7	5	0.1	0.9	15	0.5	
K285604		8.1	736	1.7	27.5	480	58.9	
K285605		9.5	481	1.3	27.2	109	64.4	
K285606		8.5	384	5.1	27.0	98	56.7	
K285607		9.0	450	1.5	27.4	99	52.4	
K285608		3.1	105	4.8	22.7	>10000	41.9	1.450
K285609		9.8	408	3.8	28.6	85	61.5	
K285610		9.5	439	2.0	25.8	57	54.7	
K285611		10.6	420	1.9	25.5	84	58.2	
K285612		6.9	309	1.3	23.6	32	58.5	
K285613		7.9	356	1.6	25.7	28	59.5	
K285614		8.3	348	1.6	25.5	23	58.0	
K285615		8.6	337	1.5	24.5	39	58.4	
K285616		10.0	579	1.8	26.4	144	67.2	
K285617		9.7	380	2.2	25.5	1050	50.1	
K285618		7.9	501	6.1	24.6	177	63.7	
K285619		7.5	555	2.0	26.5	71	57.4	
K285620		11.3	574	2.2	17.9	155	65.1	
K285621		3.2	106	5.8	22.9	>10000	41.9	1.480
K285622		10.4	528	1.8	19.4	79	56.4	
K285623		9.7	481	1.5	23.4	10	59.5	
K285624		9.3	496	1.3	22.7	11	63.6	
K285625		0.8	5	0.1	0.9	12	0.6	
K285626		11.6	554	1.4	23.8	174	61.9	
K285627		13.2	412	1.2	23.9	8	62.5	
K285628		10.8	484	1.1	21.9	15	61.1	

***** See Appendix Page for comments regarding this certificate *****

ALS Canada Ltd.
2103 Dollarton Hwy
North Vancouver BC V7H 0A7
Phone: 604 984 0221 Fax: 604 984 0218 www.alsglobal.com

To: **SILVER RANGE RESOURCES LTD.**
C/O ARCHER, CATHRO & ASSOCIATES (1981) LIMITED
1016-510 W HASTINGS ST
VANCOUVER BC V6B 1L8

Finalized Date: 11-SEP-2012
Account: RANSIL

Project: KEG (MAIN-GROUP 2)

CERTIFICATE OF ANALYSIS WH12202885

Method	CERTIFICATE COMMENTS
ME-MS61	Interference: Ca>10% on ICP-MS As, ICP-AES results shown.
ME-MS61	REE's may not be totally soluble in this method.

ALS Canada Ltd.

2103 Dollarton Hwy
North Vancouver BC V7H 0A7
Phone: 604 984 0221 Fax: 604 984 0218 www.alsglobal.com

To: **SILVER RANGE RESOURCES LTD.**
C/O ARCHER, CATHRO & ASSOCIATES (1981) LIMITED
1016-510 W HASTINGS ST
VANCOUVER BC V6B 1L8

Finalized Date: 13-SEP-2012
Account: RANSIL

CERTIFICATE WH12202886

Project: SNAP-GROUP 5

P.O. No.: Batch 38

This report is for 36 Drill Core samples submitted to our lab in Whitehorse, YT, Canada on 28-AUG-2012.

The following have access to data associated with this certificate:

MATT DUMALA	JOAN MARIACHER	HEATHER SMITH

SAMPLE PREPARATION

ALS CODE	DESCRIPTION
WEI-21	Received Sample Weight
LOG-22	Sample login - Rcd w/o BarCode
CRU-31	Fine crushing - 70%<2mm
CRU-QC	Crushing QC Test
PUL-QC	Pulverizing QC Test
SPL-22Y	Split Sample - Boyd Rotary Splitter
PUL-31	Pulverize split to 85%<75 um
LOG-22d	Sample login - Rcd w/o BarCode dup
SPL-21d	Split sample - duplicate
PUL-31d	Pulverize Split - duplicate
LOG-23	Pulp Login - Rcvd with Barcode

ANALYTICAL PROCEDURES

ALS CODE	DESCRIPTION	INSTRUMENT
Au-AA24	Au 50g FA AA finish	AAS
ME-OG62	Ore Grade Elements - Four Acid	ICP-AES
Sn-XRF05	Sn-Trace Level XRF Analysis	XRF
ME-MS61	48 element four acid ICP-MS	
Pb-OG62	Ore Grade Pb - Four Acid	VARIABLE
Zn-OG62	Ore Grade Zn - Four Acid	VARIABLE

To: **SILVER RANGE RESOURCES LTD.**
ATTN: JOAN MARIACHER
C/O ARCHER, CATHRO & ASSOCIATES (1981) LIMITED
1016-510 W HASTINGS ST
VANCOUVER BC V6B 1L8

This is the Final Report and supersedes any preliminary report with this certificate number. Results apply to samples as submitted. All pages of this report have been checked and approved for release.

***** See Appendix Page for comments regarding this certificate *****

Signature: 

Colin Ramshaw, Vancouver Laboratory Manager

ALS Canada Ltd.
2103 Dollarton Hwy
North Vancouver BC V7H 0A7
Phone: 604 984 0221 Fax: 604 984 0218 www.alsglobal.com

To: **SILVER RANGE RESOURCES LTD.**
C/O ARCHER, CATHRO & ASSOCIATES (1981) LIMITED
1016-510 W HASTINGS ST
VANCOUVER BC V6B 1L8

Finalized Date: 13-SEP-2012
Account: RANSIL

Project: SNAP-GROUP 5

CERTIFICATE OF ANALYSIS WH12202886

Sample Description	Method	WEI-21	Au-AA24	Sn-XRF05	ME-MS61	ME-MS61	ME-MS61	ME-MS61	ME-MS61	ME-MS61	ME-MS61	ME-MS61	ME-MS61	ME-MS61	ME-MS61	ME-MS61
	Analyte	Recvd Wt.	Au	Sn	Ag	Al	As	Ba	Be	Bi	Ca	Cd	Ce	Co	Cr	Cs
	Units	kg	ppm	ppm	ppm	%	ppm	ppm	ppm	ppm	%	ppm	ppm	ppm	ppm	ppm
	LOR	0.02	0.005	5	0.01	0.01	0.2	10	0.05	0.01	0.01	0.02	0.01	0.1	1	0.05
M653388		3.82	<0.005	10	0.19	7.64	4.4	550	7.04	0.88	1.35	3.18	70.5	5.1	13	11.20
M653389		4.05	<0.005	10	0.21	7.47	3.2	530	7.23	0.74	0.95	3.21	69.1	5.1	14	12.30
M653390		3.32	<0.005	11	0.16	7.44	1.2	540	4.19	0.57	1.26	2.93	69.8	5.7	13	11.15
M653391		2.17	<0.005	18	0.56	7.60	3.6	510	4.41	0.40	0.49	3.04	68.1	4.6	11	17.50
M653392		4.03	<0.005	10	0.06	7.51	2.1	550	4.68	0.36	1.46	2.41	68.6	4.8	14	12.55
M653393		0.26	0.094	6	60.3	4.87	2620	600	0.68	3.78	6.82	131.5	28.3	13.5	39	3.05
M653394		4.86	<0.005	7	0.06	7.53	3.6	590	4.51	0.42	1.36	1.84	69.0	4.8	15	12.70
M653395		3.28	<0.005	9	0.15	7.62	2.5	590	4.71	0.47	1.49	2.19	73.0	4.6	16	14.70
M653396		2.19	<0.005	9	0.37	7.86	22.7	620	5.03	0.43	1.27	2.43	76.1	4.6	15	15.30
M653397		2.90	<0.005	13	0.32	7.62	36.0	580	5.68	0.47	0.94	4.87	70.5	4.8	12	16.55
M653398		2.35	<0.005	20	1.22	8.07	51.5	550	5.63	2.23	0.43	6.19	82.8	6.3	15	21.7
M653399		2.83	<0.005	<5	0.01	0.08	<5	20	0.08	0.01	22.6	0.10	1.73	1.4	<1	0.24
M653400		2.88	<0.005	11	0.46	8.62	30.4	610	5.70	0.53	0.50	1.93	83.0	7.5	12	21.9
M389501		2.87	<0.005	15	0.62	7.93	73.0	630	5.54	1.07	0.50	0.33	70.2	10.4	13	22.9
M389502		1.95	<0.005	12	0.20	7.69	36.6	650	5.28	0.43	1.43	2.09	73.5	9.2	12	11.55
M389503		<0.02	<0.005	11	0.25	8.18	41.5	630	5.64	0.43	1.54	2.28	76.9	10.9	15	12.55
M389504		1.96	<0.005	10	0.12	7.59	7.6	610	4.61	0.56	2.50	0.24	55.8	8.5	10	11.00
M389505		1.32	<0.005	12	5.34	8.18	70.2	660	4.63	0.48	0.53	3.34	66.9	13.1	12	15.00
M389506		1.46	<0.005	9	0.25	8.62	6.0	680	5.31	0.47	0.68	1.17	75.8	6.6	13	18.45
M389507		3.10	<0.005	11	0.12	8.05	42.8	660	5.57	0.39	1.39	0.14	69.6	6.8	14	13.25
M389508		2.99	<0.005	7	0.21	7.65	4.8	660	5.06	0.36	1.41	0.12	63.8	5.2	12	12.25
M389509		2.37	<0.005	7	0.16	8.04	1.8	680	6.37	0.59	1.52	0.08	67.5	5.9	14	9.07
M389510		0.26	0.097	7	63.1	5.12	2610	630	0.72	4.38	7.36	134.0	27.9	14.7	44	2.84
M389511		1.82	<0.005	9	1.23	8.20	7.7	660	5.28	0.52	0.89	1.13	73.0	7.5	15	10.95
M389512		2.40	0.011	95	2.69	7.45	1230	230	4.87	0.36	0.25	8.12	59.4	5.1	15	24.5
M389513		2.91	<0.005	18	0.80	8.36	11.2	550	4.87	0.72	0.33	2.71	70.3	6.3	14	20.0
M389514		2.64	<0.005	25	1.28	8.16	292	470	4.76	0.57	0.33	3.90	69.1	6.0	17	21.2
M389515		3.28	<0.005	<5	0.05	0.09	<5	30	0.08	0.02	22.6	0.11	1.51	1.6	<1	0.28
M389516		2.46	<0.005	9	0.11	8.15	2.9	670	4.90	0.54	1.65	0.27	71.1	5.9	17	11.95
M389517		4.19	<0.005	9	0.18	7.98	4.4	680	5.38	0.50	1.70	0.16	67.8	5.9	23	11.65
M389518		2.77	<0.005	11	0.93	10.30	18.8	660	7.34	0.74	0.23	0.10	74.4	21.0	89	26.6
M389519		2.86	<0.005	15	0.63	9.65	19.0	530	7.29	1.06	0.24	0.07	53.4	14.2	67	24.5
M389520		4.98	<0.005	17	0.16	9.38	4.2	590	3.78	0.52	0.43	0.02	72.3	24.6	105	25.0
M389521		2.10	<0.005	15	0.16	9.07	4.6	580	3.83	0.46	0.44	0.03	61.1	25.8	113	23.5
M389522		4.75	<0.005	7	0.69	9.50	43.9	600	4.12	1.17	0.28	0.04	55.4	24.9	110	23.4
M389523		4.58	<0.005	12	0.32	9.08	13.3	530	4.77	0.38	0.46	0.03	61.6	24.6	108	22.2

***** See Appendix Page for comments regarding this certificate *****

ALS Canada Ltd.
2103 Dollarton Hwy
North Vancouver BC V7H 0A7
Phone: 604 984 0221 Fax: 604 984 0218 www.alsglobal.com

To: **SILVER RANGE RESOURCES LTD.**
C/O ARCHER, CATHRO & ASSOCIATES (1981) LIMITED
1016-510 W HASTINGS ST
VANCOUVER BC V6B 1L8

Finalized Date: 13-SEP-2012
Account: RANSIL

Project: SNAP-GROUP 5

CERTIFICATE OF ANALYSIS WH12202886

Sample Description	Method	ME-MS61	ME-MS61	ME-MS61	ME-MS61	ME-MS61	ME-MS61	ME-MS61	ME-MS61	ME-MS61	ME-MS61	ME-MS61	ME-MS61	ME-MS61	ME-MS61	ME-MS61
	Analyte	Cu	Fe	Ga	Ge	Hf	In	K	La	Li	Mg	Mn	Mo	Na	Nb	Ni
	Units	ppm	%	ppm	ppm	ppm	ppm	%	ppm	ppm	%	ppm	ppm	%	ppm	ppm
	LOR	0.2	0.01	0.05	0.05	0.1	0.005	0.01	0.5	0.2	0.01	5	0.05	0.01	0.1	0.2
M653388		11.1	1.90	27.0	0.23	1.7	0.058	3.51	34.2	65.0	0.42	708	1.19	2.11	12.5	4.5
M653389		14.7	1.87	25.0	0.23	1.6	0.046	3.39	34.4	56.0	0.43	550	1.14	1.97	11.7	4.5
M653390		20.5	1.89	24.4	0.19	1.7	0.035	3.35	34.2	58.7	0.42	681	0.86	2.06	10.5	4.4
M653391		24.7	2.26	24.4	0.20	1.6	0.056	3.26	33.5	59.8	0.41	1020	0.58	1.86	10.3	5.4
M653392		8.4	1.96	24.9	0.21	1.8	0.036	3.26	33.4	60.1	0.44	515	1.05	2.23	11.5	4.7
M653393		1005	3.78	11.60	0.17	1.5	0.082	1.32	14.7	16.9	0.68	2820	5.32	1.22	4.5	27.4
M653394		10.0	2.06	26.1	0.19	1.7	0.046	3.40	33.7	68.9	0.46	464	0.80	2.22	11.8	5.1
M653395		10.5	1.99	25.3	0.12	1.5	0.038	3.43	35.9	65.6	0.46	559	1.11	2.24	12.6	4.7
M653396		14.2	2.20	25.7	0.13	1.6	0.038	3.73	37.7	64.1	0.46	627	1.03	2.34	13.0	4.8
M653397		16.2	2.00	25.1	0.13	1.6	0.033	3.64	35.1	54.9	0.38	1310	0.83	2.03	11.7	5.1
M653398		21.0	2.30	22.7	0.18	1.4	0.081	3.64	39.7	38.9	0.29	2310	1.06	1.74	10.7	6.3
M653399		1.6	0.48	0.38	0.25	<0.1	<0.005	0.03	0.8	1.0	13.75	223	0.09	0.01	0.3	2.0
M653400		14.3	2.42	25.8	0.26	1.5	0.058	3.85	39.9	50.6	0.38	1640	0.90	1.12	13.4	5.1
M389501		14.7	1.91	22.8	0.24	1.4	0.039	3.83	33.4	57.8	0.25	1100	1.38	0.82	11.4	5.1
M389502		13.6	2.41	21.5	0.21	1.5	0.063	3.48	34.8	81.1	0.43	1040	0.71	1.06	11.1	4.3
M389503		16.8	2.75	23.4	0.22	1.6	0.067	3.46	35.4	85.7	0.47	1130	0.97	1.05	12.7	5.1
M389504		12.5	2.02	22.2	0.21	1.4	0.044	3.48	25.3	87.0	0.46	670	0.72	1.24	11.5	4.7
M389505		26.7	2.68	22.4	0.19	1.4	0.080	3.82	32.3	54.0	0.44	1380	1.05	1.03	12.3	6.1
M389506		7.9	2.45	23.5	0.23	1.5	0.046	3.97	37.0	55.5	0.56	1660	0.87	0.92	12.8	5.0
M389507		10.7	2.15	22.8	0.23	1.3	0.045	3.54	33.6	78.7	0.54	767	1.04	2.05	13.2	5.5
M389508		9.0	2.14	20.8	0.20	1.3	0.046	3.50	30.8	62.3	0.53	758	0.66	1.97	11.7	4.8
M389509		8.3	2.27	21.8	0.21	1.3	0.042	3.41	32.6	76.1	0.60	852	0.86	2.19	12.5	6.0
M389510		1075	3.83	10.75	0.16	1.3	0.082	1.40	14.7	15.3	0.72	2980	5.39	1.29	4.7	26.6
M389511		16.2	2.16	22.2	0.19	1.3	0.045	3.70	36.1	82.5	0.53	1180	0.91	1.26	12.8	5.8
M389512		21.0	3.54	20.7	0.18	1.1	1.115	3.36	29.5	47.0	0.30	1120	0.86	0.12	11.0	5.8
M389513		10.0	2.95	22.2	0.19	1.2	0.265	4.29	34.7	46.9	0.41	3290	0.80	0.12	12.2	5.6
M389514		15.9	3.97	22.2	0.19	1.3	0.806	3.97	34.4	55.8	0.42	2430	1.12	0.14	12.2	5.8
M389515		2.0	0.49	0.45	0.27	<0.1	0.008	0.04	0.7	1.3	13.60	232	0.16	0.01	0.4	2.3
M389516		9.9	2.30	22.8	0.25	1.3	0.046	3.61	35.0	47.3	0.60	1000	1.01	1.95	13.0	5.8
M389517		8.8	2.37	22.4	0.24	1.3	0.042	3.52	32.5	53.3	0.55	857	1.34	1.95	12.7	6.1
M389518		28.9	4.83	28.0	0.28	0.3	0.090	3.29	33.3	146.0	0.78	1340	0.85	0.95	20.8	37.7
M389519		22.4	3.74	24.2	0.23	0.6	0.065	2.82	24.7	101.5	0.60	966	1.03	1.56	16.6	23.2
M389520		28.2	5.76	25.8	0.27	0.4	0.102	2.87	32.7	150.0	0.98	1190	0.82	0.50	21.4	42.6
M389521		28.9	5.89	26.5	0.26	0.4	0.104	2.89	26.8	155.0	0.96	1200	0.97	0.47	22.0	45.0
M389522		30.1	5.71	27.0	0.26	0.3	0.093	2.98	24.5	155.0	0.88	1700	0.92	0.51	19.2	43.0
M389523		31.5	5.72	25.3	0.25	0.3	0.091	2.89	27.9	148.0	0.93	1460	0.90	0.31	18.7	43.4

***** See Appendix Page for comments regarding this certificate *****

ALS Canada Ltd.
2103 Dollarton Hwy
North Vancouver BC V7H 0A7
Phone: 604 984 0221 Fax: 604 984 0218 www.alsglobal.com

To: **SILVER RANGE RESOURCES LTD.**
C/O ARCHER, CATHRO & ASSOCIATES (1981) LIMITED
1016-510 W HASTINGS ST
VANCOUVER BC V6B 1L8

Finalized Date: 13-SEP-2012
Account: RANSIL

Project: SNAP-GROUP 5

CERTIFICATE OF ANALYSIS WH12202886

Sample Description	Method	ME-MS61	ME-MS61	ME-MS61	ME-MS61	ME-MS61	ME-MS61	ME-MS61	ME-MS61	ME-MS61	ME-MS61	ME-MS61	ME-MS61	ME-MS61	ME-MS61	ME-MS61
	Analyte	P	Pb	Rb	Re	S	Sb	Sc	Se	Sn	Sr	Ta	Te	Th	Ti	Tl
	Units	ppm	ppm	ppm	ppm	%	ppm	ppm	ppm	ppm	ppm	ppm	ppm	ppm	%	ppm
	LOR	10	0.5	0.1	0.002	0.01	0.05	0.1	1	0.2	0.2	0.05	0.05	0.2	0.005	0.02
M653388		640	111.5	237	<0.002	0.05	0.34	6.5	2	9.2	213	1.36	<0.05	18.7	0.233	1.96
M653389		590	52.6	227	<0.002	0.02	0.44	6.0	2	7.5	189.0	1.36	<0.05	17.4	0.218	1.80
M653390		540	65.8	220	<0.002	0.03	0.28	6.0	1	5.6	205	1.02	<0.05	17.6	0.231	1.61
M653391		560	203	249	<0.002	0.27	1.38	6.0	2	12.8	140.5	0.99	<0.05	17.7	0.230	2.20
M653392		610	54.4	206	<0.002	0.02	0.23	6.3	1	5.0	219	1.07	<0.05	17.6	0.252	1.46
M653393		650	>10000	66.7	0.002	2.69	56.2	8.3	6	2.6	426	0.32	0.17	4.0	0.208	0.73
M653394		630	48.5	219	<0.002	0.02	0.24	6.3	1	5.3	235	1.06	<0.05	18.1	0.251	1.53
M653395		600	56.6	235	<0.002	0.05	0.24	6.3	1	6.2	232	1.01	<0.05	18.5	0.255	1.57
M653396		640	146.0	262	<0.002	0.10	0.48	6.5	1	8.5	226	1.08	<0.05	19.5	0.268	1.81
M653397		670	78.5	267	<0.002	0.04	0.52	5.8	1	8.5	173.0	0.96	<0.05	18.0	0.230	1.93
M653398		690	163.0	294	<0.002	0.09	0.98	5.3	1	12.7	127.5	1.06	<0.05	16.9	0.230	2.76
M653399		210	2.5	2.5	<0.002	<0.01	<0.05	0.3	1	<0.2	46.1	<0.05	<0.05	0.2	<0.005	0.02
M653400		730	314	301	<0.002	0.06	1.52	6.5	1	13.1	127.0	1.17	<0.05	18.9	0.285	2.82
M389501		700	129.0	288	<0.002	0.13	1.97	5.8	1	14.7	114.0	0.99	<0.05	16.7	0.251	2.52
M389502		680	76.2	210	<0.002	0.14	1.22	5.6	1	8.5	162.5	1.11	<0.05	17.1	0.261	1.80
M389503		780	87.7	209	<0.002	0.17	1.39	6.0	2	9.7	163.5	1.21	<0.05	17.3	0.293	1.84
M389504		660	68.0	190.5	<0.002	0.07	0.43	5.6	1	8.0	178.5	1.09	<0.05	13.8	0.276	1.70
M389505		900	537	267	<0.002	0.43	1.95	5.9	1	12.5	129.5	1.15	<0.05	16.1	0.289	2.36
M389506		760	63.5	290	<0.002	0.11	0.79	6.7	2	6.9	130.0	1.30	<0.05	17.2	0.295	3.31
M389507		700	57.9	234	<0.002	0.06	0.47	6.5	1	8.4	223	1.31	<0.05	15.6	0.292	2.15
M389508		650	50.5	221	<0.002	0.11	0.42	6.0	2	6.2	227	1.04	<0.05	14.6	0.273	2.09
M389509		700	49.6	204	<0.002	0.05	0.34	6.4	2	5.3	247	1.15	<0.05	15.4	0.288	1.66
M389510		710	>10000	68.6	0.003	2.80	55.2	8.1	5	2.9	452	0.35	0.16	4.3	0.223	0.86
M389511		770	82.0	248	<0.002	0.10	1.11	6.5	2	9.4	172.0	1.35	<0.05	16.2	0.287	2.29
M389512		630	867	336	<0.002	2.77	13.20	5.8	2	59.4	31.0	1.04	<0.05	14.1	0.247	7.72
M389513		770	180.5	373	<0.002	0.84	2.61	6.3	1	17.7	66.1	1.24	<0.05	16.1	0.263	6.63
M389514		720	391	365	<0.002	2.44	5.13	6.4	2	23.5	56.1	1.13	<0.05	16.0	0.265	6.39
M389515		170	6.5	3.3	<0.002	<0.01	0.13	0.3	2	0.2	48.5	<0.05	<0.05	<0.2	<0.005	0.03
M389516		710	50.1	228	<0.002	0.07	0.32	6.9	1	5.5	236	1.23	<0.05	15.6	0.301	2.24
M389517		740	51.0	228	<0.002	0.12	0.47	6.6	1	6.1	237	1.20	<0.05	15.3	0.299	2.48
M389518		390	24.1	235	<0.002	0.03	0.98	15.0	2	11.4	64.4	2.02	<0.05	12.3	0.433	2.60
M389519		410	26.3	215	<0.002	0.05	1.06	11.3	2	12.0	79.6	1.86	<0.05	9.1	0.315	2.02
M389520		450	18.4	156.5	<0.002	0.12	0.66	15.3	2	11.5	58.8	1.47	<0.05	10.9	0.544	2.11
M389521		450	19.5	136.5	<0.002	0.12	0.77	14.5	2	12.3	54.4	1.46	<0.05	9.8	0.557	2.06
M389522		460	22.2	144.0	<0.002	0.17	1.43	15.0	2	6.2	50.4	1.35	<0.05	9.5	0.555	2.90
M389523		430	19.8	140.0	<0.002	0.37	1.04	14.7	2	7.3	47.8	1.47	<0.05	9.9	0.541	2.49

***** See Appendix Page for comments regarding this certificate *****

ALS Canada Ltd.
2103 Dollarton Hwy
North Vancouver BC V7H 0A7
Phone: 604 984 0221 Fax: 604 984 0218 www.alsglobal.com

To: **SILVER RANGE RESOURCES LTD.**
C/O ARCHER, CATHRO & ASSOCIATES (1981) LIMITED
1016-510 W HASTINGS ST
VANCOUVER BC V6B 1L8

Finalized Date: 13-SEP-2012
Account: RANSIL

Project: SNAP-GROUP 5

CERTIFICATE OF ANALYSIS WH12202886

Sample Description	Method	ME-MS61	ME-MS61	ME-MS61	ME-MS61	ME-MS61	ME-MS61	Pb-OG62	Zn-OG62
	Analyte	U	V	W	Y	Zn	Zr	Pb	Zn
	Units	ppm	ppm	ppm	ppm	ppm	ppm	%	%
	LOR	0.1	1	0.1	0.1	2	0.5	0.001	0.001
M653388		7.6	38	1.2	11.0	395	65.6		
M653389		6.0	36	2.8	10.4	376	61.6		
M653390		7.1	36	2.2	9.2	364	58.0		
M653391		6.7	37	4.9	10.1	593	58.0		
M653392		5.6	40	1.4	9.9	248	63.8		
M653393		1.9	62	9.9	12.5	>10000	42.6	2.01	1.985
M653394		4.8	40	2.3	9.7	219	60.8		
M653395		6.4	41	1.4	9.9	225	55.9		
M653396		6.7	42	2.4	10.8	341	56.4		
M653397		6.8	38	5.7	12.2	616	56.9		
M653398		8.3	38	56.1	12.9	1100	45.6		
M653399		0.6	3	0.2	0.9	21	<0.5		
M653400		8.8	44	13.3	13.2	545	55.1		
M389501		5.1	39	11.5	10.6	293	49.1		
M389502		6.8	41	17.4	10.4	712	53.1		
M389503		8.7	45	19.7	11.4	759	58.0		
M389504		3.5	42	8.0	8.1	116	49.9		
M389505		5.0	44	33.2	11.9	1140	51.3		
M389506		8.2	51	6.7	11.7	581	51.6		
M389507		6.3	53	2.5	9.8	138	46.1		
M389508		7.2	48	2.4	9.2	112	45.9		
M389509		4.6	50	2.9	9.9	277	49.0		
M389510		2.0	67	10.1	13.1	>10000	39.0	1.995	1.990
M389511		8.2	50	19.4	12.0	476	47.5		
M389512		4.9	43	12.6	8.9	1840	41.9		
M389513		6.1	47	9.4	11.9	819	44.9		
M389514		5.4	49	11.7	11.5	1050	46.7		
M389515		0.6	3	0.2	0.9	25	0.6		
M389516		5.6	53	1.8	10.5	336	48.8		
M389517		4.9	53	1.8	9.9	170	49.7		
M389518		5.4	87	7.4	11.0	116	10.1		
M389519		8.3	61	3.3	9.1	74	12.8		
M389520		2.8	105	3.2	9.8	116	11.7		
M389521		2.8	109	3.1	9.1	120	12.1		
M389522		2.9	106	3.0	8.5	125	11.1		
M389523		3.0	106	3.2	8.4	120	9.1		

***** See Appendix Page for comments regarding this certificate *****

ALS Canada Ltd.
2103 Dollarton Hwy
North Vancouver BC V7H 0A7
Phone: 604 984 0221 Fax: 604 984 0218 www.alsglobal.com

To: **SILVER RANGE RESOURCES LTD.**
C/O ARCHER, CATHRO & ASSOCIATES (1981) LIMITED
1016-510 W HASTINGS ST
VANCOUVER BC V6B 1L8

Page: Appendix 1
Total # Appendix Pages: 1
Finalized Date: 13-SEP-2012
Account: RANSIL

Project: SNAP-GROUP 5

CERTIFICATE OF ANALYSIS WH12202886

Method	CERTIFICATE COMMENTS
ME-MS61	REE's may not be totally soluble in this method.
ME-MS61	Interference: Samples with Ca>10%on ICP-MS As. ICP-AES As results reported (5 ppm DL)

ALS Canada Ltd.
2103 Dollarton Hwy
North Vancouver BC V7H 0A7
Phone: 604 984 0221 Fax: 604 984 0218 www.alsglobal.com

To: **SILVER RANGE RESOURCES LTD.**
C/O ARCHER, CATHRO & ASSOCIATES (1981) LIMITED
1016-510 W HASTINGS ST
VANCOUVER BC V6B 1L8

Finalized Date: 13-SEP-2012
Account: RANSIL

CERTIFICATE WH12202887

Project: SNAP-GROUP 5

P.O. No.: Batch 39

This report is for 36 Drill Core samples submitted to our lab in Whitehorse, YT, Canada on 28-AUG-2012.

The following have access to data associated with this certificate:

MATT DUMALA	JOAN MARIACHER	HEATHER SMITH

SAMPLE PREPARATION

ALS CODE	DESCRIPTION
WEI-21	Received Sample Weight
LOG-22	Sample login - Rcd w/o BarCode
CRU-31	Fine crushing - 70%<2mm
CRU-QC	Crushing QC Test
SPL-21	Split sample - riffle splitter
PUL-QC	Pulverizing QC Test
SPL-22Y	Split Sample - Boyd Rotary Splitter
PUL-31	Pulverize split to 85%<75 um
LOG-22d	Sample login - Rcd w/o BarCode dup
SPL-21d	Split sample - duplicate
PUL-31d	Pulverize Split - duplicate
LOG-23	Pulp Login - Rcvd with Barcode

ANALYTICAL PROCEDURES

ALS CODE	DESCRIPTION	INSTRUMENT
Au-AA24	Au 50g FA AA finish	AAS
ME-OG62	Ore Grade Elements - Four Acid	ICP-AES
Sn-XRF05	Sn-Trace Level XRF Analysis	XRF
ME-MS61	48 element four acid ICP-MS	
Pb-OG62	Ore Grade Pb - Four Acid	VARIABLE
Zn-OG62	Ore Grade Zn - Four Acid	VARIABLE

To: **SILVER RANGE RESOURCES LTD.**
ATTN: JOAN MARIACHER
C/O ARCHER, CATHRO & ASSOCIATES (1981) LIMITED
1016-510 W HASTINGS ST
VANCOUVER BC V6B 1L8

This is the Final Report and supersedes any preliminary report with this certificate number. Results apply to samples as submitted. All pages of this report have been checked and approved for release.

***** See Appendix Page for comments regarding this certificate *****

Signature: 

Colin Ramshaw, Vancouver Laboratory Manager

ALS Canada Ltd.
2103 Dollarton Hwy
North Vancouver BC V7H 0A7
Phone: 604 984 0221 Fax: 604 984 0218 www.alsglobal.com

To: **SILVER RANGE RESOURCES LTD.**
C/O ARCHER, CATHRO & ASSOCIATES (1981) LIMITED
1016-510 W HASTINGS ST
VANCOUVER BC V6B 1L8

Finalized Date: 13-SEP-2012
Account: RANSIL

Project: SNAP-GROUP 5

CERTIFICATE OF ANALYSIS WH12202887

Sample Description	Method	WEI-21	Au-AA24	Sn-XRF05	ME-MS61	ME-MS61	ME-MS61	ME-MS61	ME-MS61	ME-MS61	ME-MS61	ME-MS61	ME-MS61	ME-MS61	ME-MS61	ME-MS61
	Analyte	Recvd Wt.	Au	Sn	Ag	Al	As	Ba	Be	Bi	Ca	Cd	Ce	Co	Cr	Cs
	Units	kg	ppm	ppm	ppm	%	ppm	ppm	ppm	ppm	%	ppm	ppm	ppm	ppm	ppm
	LOR	0.02	0.005	5	0.01	0.01	0.2	10	0.05	0.01	0.01	0.02	0.01	0.1	1	0.05
M389524		4.78	<0.005	15	0.44	8.13	197.5	520	6.16	0.71	0.68	0.07	68.6	14.7	65	18.35
M389525		2.35	<0.005	20	0.13	10.30	6.4	690	7.01	0.62	0.57	0.04	103.0	24.9	105	27.0
M389526		2.38	<0.005	11	0.40	9.49	86.4	710	5.44	0.39	0.42	0.17	95.2	23.8	85	24.4
M389527		1.95	<0.005	9	0.97	9.82	165.0	630	7.71	0.59	0.14	0.66	114.5	24.8	93	34.8
M389528		0.26	0.091	8	60.5	4.64	2430	590	0.62	3.85	6.74	125.0	24.8	11.8	42	2.63
M389529		4.44	0.038	14	2.10	10.15	544	730	7.39	0.54	0.18	0.45	103.0	16.0	96	26.0
M389530		2.84	<0.005	22	0.96	9.55	68.6	670	6.20	0.49	0.13	0.33	99.3	15.3	82	26.4
M389531		2.18	<0.005	5	0.04	0.09	<5	30	0.09	0.04	19.95	0.06	1.24	0.5	<1	0.37
M389532		3.86	<0.005	17	1.19	6.53	135.5	400	3.47	1.09	0.12	0.09	68.6	1.4	12	19.15
M389533		4.68	<0.005	14	0.70	7.62	22.1	410	3.64	1.75	0.16	0.63	58.9	7.6	27	16.45
M389534		4.75	<0.005	14	0.22	7.21	12.7	440	3.27	3.23	0.19	0.28	68.8	3.1	14	15.60
M389535		1.33	<0.005	12	0.18	6.85	15.4	470	2.94	0.95	0.20	0.50	82.1	2.6	11	13.50
M389536		2.07	<0.005	8	0.07	7.43	4.7	530	2.95	0.42	0.24	1.63	97.4	4.5	23	11.60
M389537		<0.02	<0.005	10	0.05	7.20	4.7	520	2.90	0.43	0.23	1.54	98.4	4.4	21	11.40
M389538		2.33	<0.005	19	0.57	6.46	399	440	3.32	0.70	0.21	2.89	78.2	2.4	18	15.70
M389539		1.56	0.119	109	43.5	3.79	6730	70	1.97	0.59	0.04	22.1	45.0	9.0	16	10.70
M389540		1.87	<0.005	<5	0.12	0.07	9	20	0.07	0.04	19.95	0.08	1.34	0.4	<1	0.24
M389541		2.40	0.030	35	19.80	6.33	1955	360	3.25	0.63	0.12	3.01	77.4	1.3	14	16.95
M389542		2.40	<0.005	23	0.90	7.01	287	510	3.36	0.70	0.15	1.52	94.5	1.4	23	14.60
M389543		1.70	0.142	44	0.98	5.52	8330	320	2.75	0.51	0.10	0.55	71.9	1.2	25	18.55
M389544		2.60	<0.005	18	0.72	7.02	140.0	520	3.63	0.92	0.10	0.52	89.9	0.9	26	16.15
M389545		2.93	<0.005	15	0.42	7.36	100.5	600	3.08	0.69	0.08	1.05	80.5	1.6	19	14.00
M389546		5.10	<0.005	13	0.65	7.26	45.9	560	3.34	0.71	0.20	1.23	90.2	2.4	19	16.25
M389547		1.92	<0.005	13	0.62	7.20	48.7	550	3.41	0.93	0.21	1.06	88.5	2.8	20	16.90
M389548		3.44	<0.005	24	1.79	7.19	191.5	480	3.08	0.77	0.17	0.34	92.4	1.6	22	26.3
M389549		2.60	<0.005	9	0.23	7.46	15.3	600	3.43	0.42	0.20	0.49	104.5	3.1	16	13.25
M389550		2.14	<0.005	16	0.34	7.58	11.8	570	3.40	2.49	0.22	0.16	84.7	4.7	13	14.30
M389551		2.26	<0.005	9	0.11	7.20	5.1	600	3.99	0.45	0.74	0.08	101.5	4.1	31	11.10
M389552		2.47	<0.005	12	0.32	7.16	11.9	610	3.50	0.59	0.30	0.08	109.0	4.9	29	12.75
M389553		1.23	<0.005	24	2.33	6.80	164.0	570	3.60	0.59	0.26	2.23	95.4	4.3	27	22.7
M389554		2.93	<0.005	13	0.40	7.39	112.0	580	3.87	0.75	0.42	0.29	103.0	2.5	19	18.40
M389555		1.88	0.006	14	0.90	7.38	651	570	4.07	0.67	0.56	1.00	101.5	4.3	24	12.35
M389556		0.26	0.096	10	64.5	4.77	2530	600	0.64	4.23	6.89	131.5	27.5	12.9	43	2.86
M389557		2.75	<0.005	13	0.29	7.26	6.0	550	4.64	0.84	0.78	0.15	96.9	3.7	21	13.95
M389558		3.66	<0.005	17	0.44	7.04	207	540	4.32	0.81	0.60	0.11	89.2	4.8	22	14.30
M389559		3.74	<0.005	19	1.42	7.29	44.5	560	3.77	0.69	0.22	3.69	90.6	4.6	15	20.9

***** See Appendix Page for comments regarding this certificate *****

ALS Canada Ltd.
2103 Dollarton Hwy
North Vancouver BC V7H 0A7
Phone: 604 984 0221 Fax: 604 984 0218 www.alsglobal.com

To: **SILVER RANGE RESOURCES LTD.**
C/O ARCHER, CATHRO & ASSOCIATES (1981) LIMITED
1016-510 W HASTINGS ST
VANCOUVER BC V6B 1L8

Finalized Date: 13-SEP-2012
Account: RANSIL

Project: SNAP-GROUP 5

CERTIFICATE OF ANALYSIS WH12202887

Sample Description	Method	ME-MS61	ME-MS61	ME-MS61	ME-MS61	ME-MS61	ME-MS61	ME-MS61	ME-MS61	ME-MS61	ME-MS61	ME-MS61	ME-MS61	ME-MS61	ME-MS61	ME-MS61
	Analyte	Cu	Fe	Ga	Ge	Hf	In	K	La	Li	Mg	Mn	Mo	Na	Nb	Ni
	Units	ppm	%	ppm	ppm	ppm	ppm	%	ppm	ppm	%	ppm	ppm	%	ppm	ppm
	LOR	0.2	0.01	0.05	0.05	0.1	0.005	0.01	0.5	0.2	0.01	5	0.05	0.01	0.1	0.2
M389524		20.8	3.84	25.7	0.18	0.5	0.052	2.80	34.5	95.5	0.56	1430	1.18	1.04	14.7	26.5
M389525		33.0	6.31	32.8	0.21	0.4	0.085	2.99	51.4	152.0	1.01	1410	0.91	0.77	22.4	44.2
M389526		36.1	5.89	28.4	0.20	0.3	0.086	2.62	44.7	124.0	0.95	2400	0.62	0.44	17.3	48.8
M389527		37.1	5.66	29.5	0.22	0.3	0.073	3.10	57.5	116.5	0.41	2170	1.09	0.20	17.5	46.8
M389528		1005	3.80	10.50	0.12	1.3	0.068	1.29	12.2	15.7	0.65	2720	5.08	1.20	3.9	24.8
M389529		79.6	5.44	30.3	0.26	0.4	0.068	3.65	53.4	102.5	0.42	1590	0.70	0.06	17.6	31.3
M389530		36.3	4.72	28.2	0.25	0.4	0.072	3.74	48.8	70.6	0.41	987	0.67	0.07	17.5	25.8
M389531		1.8	0.49	0.31	0.09	<0.1	<0.005	0.04	0.6	1.5	12.20	218	0.17	<0.01	0.2	1.6
M389532		10.8	1.44	22.9	0.19	1.6	0.043	3.66	31.8	131.0	0.22	228	0.57	0.10	9.2	2.5
M389533		79.7	2.26	26.1	0.18	0.9	0.066	3.73	28.7	125.0	0.28	1230	0.75	0.13	13.5	12.6
M389534		6.7	1.29	23.9	0.21	1.8	0.044	4.58	32.1	79.4	0.23	1220	1.20	0.25	12.4	3.6
M389535		3.5	1.21	22.8	0.21	2.1	0.040	4.58	39.4	92.7	0.20	1410	0.75	0.61	10.4	4.6
M389536		4.3	1.37	24.0	0.25	2.5	0.038	4.45	44.5	74.3	0.30	1640	1.04	0.87	12.3	9.5
M389537		4.4	1.35	23.6	0.23	2.5	0.037	4.36	44.6	74.1	0.29	1580	0.97	0.84	12.2	9.4
M389538		5.8	1.73	22.1	0.20	2.2	0.068	4.03	37.1	279	0.20	1000	1.16	0.11	8.6	7.2
M389539		149.0	8.61	13.85	0.18	1.2	0.404	1.60	20.6	47.7	0.14	555	1.04	0.02	5.7	5.7
M389540		1.4	0.48	0.25	0.10	<0.1	0.007	0.03	0.6	1.6	12.25	206	0.13	0.01	0.2	1.4
M389541		22.8	2.62	21.5	0.19	2.1	0.160	3.94	36.5	133.5	0.21	466	0.98	0.12	10.6	2.8
M389542		8.5	1.60	21.5	0.20	2.6	0.036	4.47	42.9	144.0	0.24	592	0.97	0.16	10.7	4.5
M389543		10.1	2.84	18.80	0.22	2.0	0.028	3.81	34.4	154.0	0.21	415	1.26	0.09	9.8	3.7
M389544		3.8	1.38	23.0	0.23	2.6	0.037	4.73	41.9	110.5	0.22	434	1.09	0.15	12.1	3.3
M389545		2.0	1.30	22.5	0.21	2.4	0.037	4.79	38.3	48.8	0.25	700	0.74	0.27	10.5	3.5
M389546		4.8	1.36	22.9	0.24	2.5	0.091	4.74	42.4	48.7	0.25	981	0.74	0.37	11.0	6.4
M389547		4.1	1.32	23.0	0.22	2.7	0.087	4.72	43.8	50.7	0.24	865	0.69	0.37	11.2	6.2
M389548		3.2	1.48	24.2	0.22	2.5	0.283	4.81	46.2	47.9	0.28	455	0.99	0.16	10.3	5.6
M389549		2.5	0.93	22.4	0.23	2.9	0.036	4.74	51.4	158.5	0.23	1540	0.87	0.67	9.7	8.0
M389550		6.6	1.09	24.2	0.20	2.3	0.042	4.25	38.8	158.0	0.36	1700	1.99	0.50	12.5	8.5
M389551		4.0	1.60	23.2	0.23	2.9	0.042	4.12	48.1	55.9	0.55	741	0.90	1.73	10.1	16.1
M389552		5.0	1.39	25.2	0.22	3.0	0.043	4.28	49.6	85.5	0.42	1360	0.64	0.81	11.9	17.1
M389553		10.2	1.39	23.3	0.19	2.7	0.209	4.02	44.2	54.0	0.34	945	0.63	0.58	11.6	14.3
M389554		4.1	1.59	24.1	0.25	2.5	0.031	4.71	47.6	76.2	0.34	714	0.78	0.77	12.8	6.6
M389555		6.1	1.77	24.0	0.23	2.5	0.089	4.33	44.6	59.3	0.41	952	1.07	1.46	13.2	8.4
M389556		1040	3.92	11.70	0.12	1.4	0.081	1.34	13.6	17.1	0.67	2780	5.33	1.24	4.4	28.1
M389557		5.6	1.55	24.1	0.22	2.6	0.031	4.25	45.1	56.1	0.46	532	0.72	1.78	13.9	9.0
M389558		5.5	1.47	24.2	0.20	2.4	0.033	4.18	42.8	60.6	0.39	835	0.86	1.45	13.6	9.2
M389559		7.3	1.66	24.6	0.25	2.3	0.286	4.30	42.6	72.4	0.30	1980	0.66	0.68	13.7	8.9

***** See Appendix Page for comments regarding this certificate *****

ALS Canada Ltd.
2103 Dollarton Hwy
North Vancouver BC V7H 0A7
Phone: 604 984 0221 Fax: 604 984 0218 www.alsglobal.com

To: **SILVER RANGE RESOURCES LTD.**
C/O ARCHER, CATHRO & ASSOCIATES (1981) LIMITED
1016-510 W HASTINGS ST
VANCOUVER BC V6B 1L8

Finalized Date: 13-SEP-2012
Account: RANSIL

Project: SNAP-GROUP 5

CERTIFICATE OF ANALYSIS WH12202887

Sample Description	Method	ME-MS61	ME-MS61	ME-MS61	ME-MS61	ME-MS61	ME-MS61	ME-MS61	ME-MS61	ME-MS61	ME-MS61	ME-MS61	ME-MS61	ME-MS61	ME-MS61	ME-MS61
	Analyte	P	Pb	Rb	Re	S	Sb	Sc	Se	Sn	Sr	Ta	Te	Th	Ti	Tl
	Units	ppm	ppm	ppm	ppm	%	ppm	ppm	ppm	ppm	ppm	ppm	ppm	ppm	%	ppm
	LOR	10	0.5	0.1	0.002	0.01	0.05	0.1	1	0.2	0.2	0.05	0.05	0.2	0.005	0.02
M389524		570	28.8	240	<0.002	0.11	1.52	12.7	1	7.3	70.2	1.46	<0.05	10.8	0.328	2.15
M389525		430	17.9	247	0.002	0.04	0.77	22.2	2	9.4	69.4	2.05	<0.05	15.6	0.557	2.21
M389526		610	18.4	207	<0.002	0.08	1.65	21.0	1	6.1	50.6	1.35	<0.05	14.1	0.513	2.55
M389527		590	19.3	320	0.002	0.35	5.80	21.0	1	6.9	39.3	1.20	<0.05	17.5	0.522	5.03
M389528		650	>10000	59.9	0.004	2.65	52.4	7.8	3	2.7	420	0.29	0.17	3.7	0.202	0.84
M389529		750	26.4	333	<0.002	0.53	9.59	21.7	1	8.1	26.3	1.21	<0.05	16.4	0.528	5.03
M389530		650	25.3	363	<0.002	0.71	4.70	19.1	1	14.9	29.6	1.30	<0.05	15.4	0.459	6.48
M389531		160	2.3	2.7	<0.002	<0.01	0.08	0.2	1	0.2	41.3	<0.05	<0.05	<0.2	<0.005	0.05
M389532		530	67.6	317	<0.002	0.42	6.76	5.6	1	14.4	54.4	1.69	<0.05	16.7	0.123	4.26
M389533		620	48.7	297	<0.002	0.17	2.55	8.2	1	12.4	37.5	1.88	<0.05	12.8	0.203	3.05
M389534		710	40.1	317	<0.002	0.23	2.81	3.3	1	8.4	61.6	1.34	<0.05	21.6	0.124	3.19
M389535		590	43.7	282	<0.002	0.17	2.25	4.0	1	7.6	85.0	1.03	<0.05	27.7	0.112	2.87
M389536		630	39.6	270	<0.002	0.11	1.23	4.0	1	6.8	110.5	1.24	<0.05	27.9	0.146	2.33
M389537		620	38.7	269	<0.002	0.11	1.25	4.0	1	6.7	108.0	1.21	<0.05	27.3	0.141	2.30
M389538		580	62.5	316	<0.002	0.42	5.49	3.1	1	15.6	75.2	0.85	<0.05	24.7	0.109	5.71
M389539		190	5410	194.0	<0.002	9.40	141.0	2.2	1	82.4	9.7	0.63	<0.05	11.2	0.069	14.45
M389540		190	8.5	2.0	<0.002	0.01	0.28	0.2	<1	0.3	43.9	<0.05	<0.05	<0.2	<0.005	0.07
M389541		510	1460	342	<0.002	1.40	33.1	4.0	<1	30.1	56.0	1.13	<0.05	22.1	0.123	9.88
M389542		510	116.5	361	<0.002	0.34	5.08	3.7	1	20.8	77.3	1.19	<0.05	27.6	0.143	5.62
M389543		410	79.5	373	<0.002	1.87	76.7	3.1	1	41.6	58.5	0.93	<0.05	21.2	0.127	11.70
M389544		500	83.8	410	<0.002	0.25	4.72	4.1	1	17.7	72.8	1.32	<0.05	26.9	0.155	6.93
M389545		440	54.9	365	<0.002	0.21	3.75	3.7	1	10.1	81.8	1.20	<0.05	27.0	0.141	6.32
M389546		580	81.5	357	<0.002	0.29	1.80	4.1	1	9.7	90.0	1.23	<0.05	26.9	0.147	4.87
M389547		560	85.8	332	<0.002	0.30	1.94	4.0	1	10.0	88.3	1.30	<0.05	28.4	0.151	5.40
M389548		480	141.5	395	<0.002	0.87	4.16	4.4	2	20.8	60.9	1.23	<0.05	26.8	0.162	6.57
M389549		530	47.8	256	<0.002	0.13	2.01	4.1	<1	7.8	125.5	1.25	<0.05	33.0	0.147	2.60
M389550		580	44.9	279	<0.002	0.07	2.01	4.3	1	10.9	109.5	1.55	<0.05	24.7	0.170	2.63
M389551		590	40.7	271	<0.002	0.04	0.93	4.6	1	7.4	174.5	1.10	<0.05	29.2	0.195	2.01
M389552		640	44.0	285	<0.002	0.06	3.18	5.2	1	9.3	147.0	1.41	<0.05	30.4	0.203	2.91
M389553		670	466	343	<0.002	0.59	9.53	4.3	1	21.4	115.0	1.73	<0.05	27.3	0.170	4.83
M389554		670	59.6	372	<0.002	0.21	1.73	4.7	1	13.6	120.0	1.64	<0.05	29.7	0.183	4.48
M389555		720	238	304	<0.002	0.25	3.79	4.7	<1	12.0	142.0	1.81	<0.05	28.4	0.193	2.99
M389556		670	>10000	65.9	0.003	2.71	57.6	8.6	3	3.0	434	0.33	0.21	4.2	0.209	0.78
M389557		690	56.9	287	<0.002	0.05	0.90	4.6	1	8.2	164.5	1.95	<0.05	28.4	0.193	2.38
M389558		640	110.0	304	<0.002	0.13	2.83	4.7	<1	12.0	146.5	1.70	<0.05	25.7	0.176	2.83
M389559		660	371	374	<0.002	0.27	3.45	4.6	1	16.4	106.0	1.57	<0.05	26.1	0.158	5.09

***** See Appendix Page for comments regarding this certificate *****

ALS Canada Ltd.
2103 Dollarton Hwy
North Vancouver BC V7H 0A7
Phone: 604 984 0221 Fax: 604 984 0218 www.alsglobal.com

To: **SILVER RANGE RESOURCES LTD.**
C/O ARCHER, CATHRO & ASSOCIATES (1981) LIMITED
1016-510 W HASTINGS ST
VANCOUVER BC V6B 1L8

Finalized Date: 13-SEP-2012
Account: RANSIL

Project: SNAP-GROUP 5

CERTIFICATE OF ANALYSIS WH12202887

Sample Description	Method	ME-MS61	ME-MS61	ME-MS61	ME-MS61	ME-MS61	ME-MS61	Pb-OG62	Zn-OG62
	Analyte	U	V	W	Y	Zn	Zr	Pb	Zn
	Units	ppm	ppm	ppm	ppm	ppm	ppm	%	%
	LOR	0.1	1	0.1	0.1	2	0.5	0.001	0.001
M389524		6.8	61	3.3	10.9	89	11.1		
M389525		4.4	108	1.9	12.1	133	11.5		
M389526		3.4	108	2.1	15.5	160	10.5		
M389527		4.7	108	19.1	15.8	357	10.3		
M389528		1.6	61	8.9	10.4	>10000	34.6	1.995	2.03
M389529		3.4	108	12.2	14.5	222	11.9		
M389530		4.0	87	9.5	12.3	166	12.1		
M389531		0.6	3	0.1	0.8	18	<0.5		
M389532		5.8	19	4.3	4.6	68	48.2		
M389533		9.9	40	6.9	11.6	177	23.9		
M389534		11.0	12	2.8	9.6	111	53.1		
M389535		11.3	10	2.4	8.9	167	63.8		
M389536		11.3	15	2.5	11.0	328	76.9		
M389537		13.1	14	2.4	11.0	318	77.4		
M389538		9.5	14	3.5	9.0	437	69.2		
M389539		6.4	9	5.6	2.7	8650	37.2		
M389540		0.5	2	0.1	0.8	26	<0.5		
M389541		8.2	12	5.9	5.9	687	57.8		
M389542		11.5	16	7.5	8.7	390	75.0		
M389543		10.4	14	10.8	4.4	168	62.3		
M389544		8.5	17	6.5	6.8	199	79.9		
M389545		8.7	15	4.3	6.2	220	70.4		
M389546		11.7	17	3.4	9.3	295	82.0		
M389547		12.0	17	3.5	8.8	271	78.1		
M389548		8.2	18	6.0	5.2	127	82.1		
M389549		11.0	13	6.2	9.2	249	82.7		
M389550		8.6	23	10.6	8.1	165	71.8		
M389551		9.4	26	1.4	8.1	85	100.5		
M389552		15.3	27	9.8	9.7	83	102.0		
M389553		6.8	22	5.1	7.9	812	91.2		
M389554		10.6	22	5.5	8.8	231	86.0		
M389555		10.6	23	2.5	10.5	400	84.5		
M389556		1.8	62	9.9	11.9	>10000	36.9	1.945	1.990
M389557		9.0	24	1.6	9.9	84	86.8		
M389558		10.5	22	2.9	9.3	94	78.6		
M389559		15.8	20	3.7	9.2	1070	80.0		

***** See Appendix Page for comments regarding this certificate *****

ALS Canada Ltd.
2103 Dollarton Hwy
North Vancouver BC V7H 0A7
Phone: 604 984 0221 Fax: 604 984 0218 www.alsglobal.com

To: **SILVER RANGE RESOURCES LTD.**
C/O ARCHER, CATHRO & ASSOCIATES (1981) LIMITED
1016-510 W HASTINGS ST
VANCOUVER BC V6B 1L8

Finalized Date: 13-SEP-2012
Account: RANSIL

Project: SNAP-GROUP 5

CERTIFICATE OF ANALYSIS WH12202887

Method	CERTIFICATE COMMENTS
ME-MS61	REE's may not be totally soluble in this method.
ME-MS61	Interference: Samples with Ca>10%on ICP-MS As. ICP-AES As results reported (5 ppm DL)

ALS Canada Ltd.
2103 Dollarton Hwy
North Vancouver BC V7H 0A7
Phone: 604 984 0221 Fax: 604 984 0218 www.alsglobal.com

To: **SILVER RANGE RESOURCES LTD.**
C/O ARCHER, CATHRO & ASSOCIATES (1981) LIMITED
1016-510 W HASTINGS ST
VANCOUVER BC V6B 1L8

Finalized Date: 11-SEP-2012
Account: RANSIL

CERTIFICATE WH12202888

Project: SNAP-GROUP 5

P.O. No.: Batch 41

This report is for 36 Drill Core samples submitted to our lab in Whitehorse, YT, Canada on 28-AUG-2012.

The following have access to data associated with this certificate:

MATT DUMALA	JOAN MARIACHER	HEATHER SMITH

SAMPLE PREPARATION

ALS CODE	DESCRIPTION
WEI-21	Received Sample Weight
LOG-22	Sample login - Rcd w/o BarCode
CRU-31	Fine crushing - 70%<2mm
CRU-QC	Crushing QC Test
SPL-21	Split sample - riffle splitter
PUL-QC	Pulverizing QC Test
PUL-31	Pulverize split to 85%<75 um
LOG-22d	Sample login - Rcd w/o BarCode dup
SPL-21d	Split sample - duplicate
PUL-31d	Pulverize Split - duplicate
LOG-23	Pulp Login - Rcvd with Barcode

ANALYTICAL PROCEDURES

ALS CODE	DESCRIPTION	INSTRUMENT
Au-AA24	Au 50g FA AA finish	AAS
ME-OG62	Ore Grade Elements - Four Acid	ICP-AES
Sn-XRF05	Sn-Trace Level XRF Analysis	XRF
ME-MS61	48 element four acid ICP-MS	
Pb-OG62	Ore Grade Pb - Four Acid	VARIABLE
Zn-OG62	Ore Grade Zn - Four Acid	VARIABLE

To: **SILVER RANGE RESOURCES LTD.**
ATTN: JOAN MARIACHER
C/O ARCHER, CATHRO & ASSOCIATES (1981) LIMITED
1016-510 W HASTINGS ST
VANCOUVER BC V6B 1L8

This is the Final Report and supersedes any preliminary report with this certificate number. Results apply to samples as submitted. All pages of this report have been checked and approved for release.

***** See Appendix Page for comments regarding this certificate *****

Signature: 

Colin Ramshaw, Vancouver Laboratory Manager

ALS Canada Ltd.
2103 Dollarton Hwy
North Vancouver BC V7H 0A7
Phone: 604 984 0221 Fax: 604 984 0218 www.alsglobal.com

To: **SILVER RANGE RESOURCES LTD.**
C/O ARCHER, CATHRO & ASSOCIATES (1981) LIMITED
1016-510 W HASTINGS ST
VANCOUVER BC V6B 1L8

Finalized Date: 11-SEP-2012
Account: RANSIL

Project: SNAP-GROUP 5

CERTIFICATE OF ANALYSIS WH12202888

Sample Description	Method	WEI-21	Au-AA24	Sn-XRF05	ME-MS61	ME-MS61	ME-MS61	ME-MS61	ME-MS61	ME-MS61	ME-MS61	ME-MS61	ME-MS61	ME-MS61	ME-MS61	ME-MS61
	Analyte	Recvd Wt.	Au	Sn	Ag	Al	As	Ba	Be	Bi	Ca	Cd	Ce	Co	Cr	Cs
	Units	kg	ppm	ppm	ppm	%	ppm	ppm	ppm	ppm	%	ppm	ppm	ppm	ppm	ppm
	LOR	0.02	0.005	5	0.01	0.01	0.2	10	0.05	0.01	0.01	0.02	0.01	0.1	1	0.05
M389560		3.72	<0.005	13	0.35	7.80	6.9	550	5.29	1.29	0.52	0.17	96.4	5.6	20	14.65
M389561		2.12	<0.005	12	0.09	7.52	2.1	500	5.95	0.64	0.80	0.05	97.2	4.0	24	12.15
M389562		2.10	<0.005	14	0.55	6.92	6.7	470	4.14	1.25	0.42	0.47	84.2	2.9	17	15.20
M389563		0.47	0.091	490	66.8	2.40	>10000	110	1.26	8.96	0.10	93.7	28.3	3.2	11	7.87
M389564		3.30	<0.005	<5	0.11	0.05	9	20	0.05	0.03	19.50	0.21	1.31	1.4	<1	0.18
M389565		2.28	<0.005	50	11.85	5.12	224	240	2.75	0.98	0.22	16.95	59.2	2.4	13	18.45
M389566		2.46	<0.005	34	2.05	6.14	68.5	370	4.02	0.79	0.18	3.05	77.9	2.7	16	22.6
M389567		2.72	<0.005	20	0.81	7.40	11.0	490	4.82	1.01	0.26	0.60	88.6	3.4	18	23.5
M389568		2.47	<0.005	9	0.19	7.18	6.4	440	4.59	1.20	0.47	0.06	78.6	3.9	17	17.85
M389569		4.32	<0.005	10	0.21	7.24	4.5	510	4.27	0.80	0.42	0.06	82.4	4.0	20	14.55
M389570		0.25	0.097	10	62.6	5.04	2610	620	0.77	4.22	7.07	129.0	30.8	14.3	43	2.96
M389571		1.94	<0.005	10	0.09	7.14	3.3	530	4.48	0.56	0.63	0.14	93.1	3.9	21	12.15
M389572		3.42	<0.005	14	0.43	7.26	12.6	510	3.91	0.69	0.20	0.19	80.2	3.5	16	17.00
M389573		4.64	<0.005	17	1.60	7.23	227	450	4.21	0.69	0.20	3.18	89.0	4.0	17	18.25
M389574		4.58	<0.005	10	0.23	7.81	7.7	550	4.53	0.56	0.28	0.09	94.6	4.1	20	17.75
M389575		2.50	0.021	53	7.46	6.36	3920	180	4.10	0.43	0.18	15.80	74.0	3.1	18	22.7
M389576		1.09	0.020	55	6.52	6.30	3550	170	4.55	0.37	0.18	11.10	75.8	2.9	15	23.2
M389577		2.38	<0.005	16	0.65	7.69	35.5	520	4.82	0.70	0.32	0.27	90.1	4.2	19	17.75
M389578		2.24	<0.005	24	0.68	7.36	18.7	470	5.56	0.47	0.24	0.47	84.4	4.0	18	17.95
M389579		0.25	0.089	8	60.9	4.79	2490	580	0.75	3.89	6.66	123.0	29.6	13.7	40	2.88
M389580		0.99	0.055	447	40.0	1.52	>10000	40	1.57	0.26	0.18	64.4	19.20	5.5	9	6.96
M389581		2.45	<0.005	<5	0.06	0.08	17	20	0.06	0.02	20.3	0.19	1.75	1.4	<1	0.27
M389582		2.39	<0.005	27	0.82	7.13	105.5	480	5.39	0.83	0.62	0.45	92.3	3.6	17	15.60
M389583		2.42	<0.005	16	0.58	7.37	86.4	490	7.03	1.00	0.92	0.26	79.9	3.3	18	13.15
M389584		2.67	<0.005	11	0.21	7.34	113.0	470	7.35	0.89	0.99	0.20	77.4	3.2	20	11.85
M389585		3.47	0.008	9	0.71	7.31	451	460	7.15	0.60	1.08	0.35	78.1	3.4	19	15.75
M389586		<0.02	0.010	11	0.74	7.19	442	460	7.08	0.57	1.05	0.40	78.5	3.4	17	16.05
M389587		5.04	<0.005	8	0.12	7.28	4.6	430	6.92	1.03	1.14	0.02	67.6	3.0	19	12.45
M389588		5.00	0.016	26	0.90	7.40	622	450	5.42	1.03	1.03	0.46	72.3	2.6	16	16.00
M389589		4.67	<0.005	13	0.62	7.29	94.2	410	5.04	0.89	1.00	0.52	62.9	2.2	14	15.00
M389590		3.23	<0.005	17	0.53	7.29	36.3	490	5.65	0.61	0.89	0.29	61.2	3.5	11	14.45
M389591		2.47	0.036	77	1.63	7.27	154.5	460	4.81	0.67	0.55	4.16	58.5	3.8	13	14.10
M389592		2.26	<0.005	10	0.41	7.45	14.1	530	4.97	0.60	0.50	0.97	63.1	3.7	12	13.90
M389593		0.93	0.009	214	20.0	3.05	1505	50	2.02	3.30	0.08	70.0	26.5	7.1	11	9.65
M389594		2.20	<0.005	32	1.18	7.64	73.4	420	5.38	0.89	0.21	1.60	60.8	3.9	10	23.7
M389595		2.02	<0.005	39	1.53	6.78	36.8	400	5.02	0.97	0.18	2.32	51.8	3.3	11	19.55

***** See Appendix Page for comments regarding this certificate *****

ALS Canada Ltd.
2103 Dollarton Hwy
North Vancouver BC V7H 0A7
Phone: 604 984 0221 Fax: 604 984 0218 www.alsglobal.com

To: **SILVER RANGE RESOURCES LTD.**
C/O ARCHER, CATHRO & ASSOCIATES (1981) LIMITED
1016-510 W HASTINGS ST
VANCOUVER BC V6B 1L8

Finalized Date: 11-SEP-2012
Account: RANSIL

Project: SNAP-GROUP 5

CERTIFICATE OF ANALYSIS WH12202888

Sample Description	Method	ME-MS61	ME-MS61	ME-MS61	ME-MS61	ME-MS61	ME-MS61	ME-MS61	ME-MS61	ME-MS61	ME-MS61	ME-MS61	ME-MS61	ME-MS61	ME-MS61	ME-MS61
	Analyte	Cu	Fe	Ga	Ge	Hf	In	K	La	Li	Mg	Mn	Mo	Na	Nb	Ni
	Units	ppm	%	ppm	ppm	ppm	ppm	%	ppm	ppm	%	ppm	ppm	%	ppm	ppm
	LOR	0.2	0.01	0.05	0.05	0.1	0.005	0.01	0.5	0.2	0.01	5	0.05	0.01	0.1	0.2
M389560		4.8	1.43	21.0	0.23	2.2	0.051	4.45	46.3	81.0	0.45	1100	0.34	1.28	14.6	9.3
M389561		2.6	1.47	20.8	0.22	2.4	0.046	4.43	46.7	75.3	0.47	515	0.36	1.93	14.9	11.0
M389562		3.7	1.32	21.6	0.21	2.2	0.063	4.28	37.8	45.4	0.30	1400	0.46	1.15	10.9	8.8
M389563		121.5	12.05	9.27	0.24	0.7	12.20	1.52	13.1	31.4	0.10	2840	0.91	0.04	2.3	5.8
M389564		1.7	0.45	0.29	0.07	<0.1	0.027	0.02	0.6	1.0	12.10	201	0.13	<0.01	0.3	1.6
M389565		15.1	2.42	16.30	0.12	1.5	2.50	3.30	27.1	41.6	0.27	3590	0.69	0.07	6.0	6.1
M389566		13.2	1.80	21.1	0.21	2.1	0.333	4.16	34.9	48.5	0.25	2610	0.51	0.11	10.4	6.8
M389567		5.8	1.50	23.7	0.27	2.2	0.166	4.56	39.9	37.3	0.31	2180	0.33	0.53	12.6	8.9
M389568		6.8	1.27	22.4	0.24	2.2	0.034	4.11	35.6	42.4	0.32	1250	0.33	1.34	11.9	8.5
M389569		5.7	1.28	23.1	0.25	2.2	0.039	4.02	37.1	51.5	0.39	851	0.45	1.35	12.3	9.0
M389570		1070	3.91	12.15	0.19	1.5	0.084	1.40	15.0	17.4	0.71	3000	5.62	1.26	4.5	29.6
M389571		7.3	1.48	23.8	0.24	2.5	0.041	3.98	42.3	57.5	0.47	553	0.37	1.67	13.0	10.6
M389572		4.9	1.28	23.6	0.23	2.2	0.038	4.55	35.9	81.5	0.27	2470	0.33	0.26	12.2	8.5
M389573		8.7	1.77	23.6	0.26	2.1	0.148	4.18	40.3	96.3	0.29	1690	0.34	0.24	12.3	9.2
M389574		3.9	1.79	24.6	0.27	2.4	0.044	4.51	42.9	65.0	0.36	1950	0.39	0.40	12.4	9.0
M389575		49.7	5.30	19.95	0.26	1.8	0.546	3.03	33.9	45.5	0.24	1680	0.32	0.05	9.6	9.8
M389576		44.4	4.52	19.70	0.23	1.9	0.381	3.04	34.5	51.4	0.23	1640	0.29	0.05	9.2	8.6
M389577		7.4	2.02	22.8	0.25	2.2	0.041	4.58	41.4	49.6	0.32	2250	0.55	0.59	11.5	10.0
M389578		10.4	2.34	22.4	0.25	2.1	0.042	4.26	38.4	71.5	0.32	2250	0.24	0.47	10.8	10.0
M389579		1015	3.70	11.85	0.18	1.4	0.080	1.33	14.3	16.8	0.67	2770	5.56	1.19	4.5	27.7
M389580		376	17.65	5.60	0.34	0.4	4.80	0.63	8.9	28.1	0.13	3370	0.33	0.01	2.4	12.2
M389581		2.8	0.48	0.43	0.06	<0.1	0.014	0.03	0.8	1.1	12.30	225	0.11	<0.01	0.4	1.8
M389582		7.2	1.82	22.3	0.17	2.1	0.041	4.14	42.0	56.2	0.38	2430	0.36	1.16	11.0	9.5
M389583		4.8	1.45	22.1	0.26	2.1	0.038	4.18	36.0	42.2	0.38	1070	0.32	1.80	10.5	8.7
M389584		3.6	1.26	22.7	0.27	2.1	0.032	4.05	35.0	48.0	0.39	613	0.28	1.87	10.7	8.2
M389585		4.9	1.43	23.1	0.28	2.0	0.038	4.12	35.6	45.0	0.35	1080	0.30	1.42	10.8	9.5
M389586		4.4	1.36	23.3	0.26	2.0	0.036	4.08	35.8	45.0	0.35	1080	0.30	1.40	10.9	9.2
M389587		1.7	1.27	23.1	0.24	1.9	0.031	4.05	31.3	52.6	0.33	564	0.33	1.86	10.7	9.1
M389588		6.3	1.58	22.4	0.25	1.9	0.063	4.64	33.2	56.6	0.37	2850	0.29	0.63	9.5	7.3
M389589		5.6	1.38	21.8	0.23	1.7	0.209	4.11	29.5	40.1	0.25	1910	0.44	1.44	8.7	6.2
M389590		11.1	1.76	23.4	0.25	1.3	0.061	3.81	28.8	52.5	0.31	1810	0.27	1.24	10.3	4.0
M389591		16.5	2.29	23.8	0.25	1.3	1.005	3.84	28.1	48.4	0.30	1440	0.28	1.15	9.5	5.0
M389592		10.6	1.86	25.2	0.23	1.4	0.562	3.76	29.8	66.9	0.33	1400	0.28	1.25	10.4	4.6
M389593		213	11.70	11.35	0.26	0.5	35.1	1.41	12.7	20.6	0.13	1090	0.60	0.02	3.5	17.5
M389594		14.1	2.25	26.8	0.23	1.4	0.575	4.28	28.6	47.9	0.29	2600	0.28	0.27	11.1	3.8
M389595		11.4	2.25	22.4	0.23	1.2	0.426	4.23	24.7	52.0	0.28	3090	0.32	0.10	8.5	3.6

***** See Appendix Page for comments regarding this certificate *****

ALS Canada Ltd.
2103 Dollarton Hwy
North Vancouver BC V7H 0A7
Phone: 604 984 0221 Fax: 604 984 0218 www.alsglobal.com

To: **SILVER RANGE RESOURCES LTD.**
C/O ARCHER, CATHRO & ASSOCIATES (1981) LIMITED
1016-510 W HASTINGS ST
VANCOUVER BC V6B 1L8

Finalized Date: 11-SEP-2012
Account: RANSIL

Project: SNAP-GROUP 5

CERTIFICATE OF ANALYSIS WH12202888

Sample Description	Method	ME-MS61	ME-MS61	ME-MS61	ME-MS61	ME-MS61	ME-MS61	ME-MS61	ME-MS61	ME-MS61	ME-MS61	ME-MS61	ME-MS61	ME-MS61	ME-MS61	ME-MS61
	Analyte	P	Pb	Rb	Re	S	Sb	Sc	Se	Sn	Sr	Ta	Te	Th	Ti	Tl
	Units	ppm	ppm	ppm	ppm	%	ppm	ppm	ppm	ppm	ppm	ppm	ppm	ppm	%	ppm
	LOR	10	0.5	0.1	0.002	0.01	0.05	0.1	1	0.2	0.2	0.05	0.05	0.2	0.005	0.02
M389560		740	68.6	314	<0.002	0.04	1.07	4.4	1	12.1	139.0	1.80	<0.05	25.0	0.193	2.89
M389561		660	45.1	295	<0.002	0.02	0.28	4.5	2	8.9	159.5	1.93	<0.05	26.2	0.195	2.14
M389562		510	87.3	304	<0.002	0.11	1.33	3.9	1	10.8	119.5	1.35	<0.05	23.3	0.134	2.91
M389563		150	>10000	137.0	<0.002	>10.0	142.0	1.3	4	48.7	16.5	0.29	0.16	7.9	0.029	9.08
M389564		170	31.0	1.5	<0.002	<0.01	0.23	0.3	1	0.2	39.0	<0.05	<0.05	<0.2	<0.005	0.02
M389565		330	3200	311	<0.002	1.46	18.55	2.7	1	28.5	31.3	0.78	<0.05	16.9	0.072	5.55
M389566		450	416	356	<0.002	0.76	3.02	3.7	1	33.2	55.3	1.31	<0.05	21.7	0.129	5.74
M389567		580	131.0	379	<0.002	0.43	2.11	4.4	1	17.6	95.3	1.49	<0.05	23.1	0.162	5.44
M389568		600	41.2	304	<0.002	0.05	0.64	4.2	1	9.0	113.0	1.57	<0.05	21.7	0.146	3.04
M389569		630	43.8	277	<0.002	0.01	0.38	4.5	1	8.0	131.5	1.43	<0.05	22.0	0.161	2.35
M389570		670	>10000	63.7	0.003	2.76	54.1	9.1	5	2.8	445	0.35	0.19	4.3	0.209	0.78
M389571		610	52.1	277	<0.002	0.01	0.30	4.6	1	7.3	158.5	1.46	<0.05	24.7	0.177	2.04
M389572		570	83.0	356	<0.002	0.13	2.86	4.4	1	12.4	86.1	1.42	<0.05	21.4	0.158	4.51
M389573		540	400	324	<0.002	0.64	8.82	4.5	1	15.6	79.1	1.50	<0.05	24.3	0.151	5.08
M389574		570	48.8	331	<0.002	0.03	0.60	4.8	1	7.8	97.4	1.49	<0.05	24.9	0.174	3.77
M389575		470	2330	308	<0.002	3.78	23.3	3.7	2	43.1	35.1	1.14	<0.05	20.8	0.141	7.24
M389576		460	2150	304	<0.002	3.01	21.4	3.7	1	43.0	35.6	1.18	<0.05	21.3	0.141	7.39
M389577		600	118.0	368	<0.002	0.36	1.22	4.5	1	12.5	95.0	1.41	<0.05	24.3	0.168	4.64
M389578		580	178.5	387	<0.002	0.40	2.85	4.5	1	20.5	79.1	1.44	<0.05	22.8	0.161	5.78
M389579		630	>10000	62.8	0.002	2.62	52.7	8.7	5	2.7	420	0.33	0.19	4.0	0.198	0.74
M389580		100	>10000	74.0	<0.002	>10.0	85.4	1.0	3	151.5	22.8	0.27	0.07	4.3	0.032	12.70
M389581		160	24.1	2.6	<0.002	0.02	0.16	0.3	1	0.4	43.1	<0.05	<0.05	0.2	<0.005	0.04
M389582		630	150.5	362	<0.002	0.34	1.65	4.3	1	26.2	112.5	1.54	<0.05	22.9	0.166	4.64
M389583		650	81.9	308	<0.002	0.08	0.69	3.7	1	15.8	148.5	1.83	<0.05	20.4	0.161	2.51
M389584		650	55.4	294	<0.002	0.08	0.73	4.1	1	9.8	155.5	1.88	<0.05	20.9	0.152	2.48
M389585		610	211	316	<0.002	0.26	2.63	4.3	1	10.2	135.0	1.59	<0.05	21.2	0.148	3.43
M389586		600	213	312	<0.002	0.25	2.66	4.2	1	10.2	134.0	1.64	<0.05	21.3	0.147	3.48
M389587		610	42.9	275	<0.002	0.05	0.22	4.0	1	7.6	149.0	1.72	<0.05	17.7	0.148	2.45
M389588		560	154.5	399	<0.002	0.32	3.09	3.9	1	20.7	92.3	1.39	<0.05	19.2	0.137	5.40
M389589		560	141.0	311	<0.002	0.19	1.41	3.7	1	12.1	124.5	1.18	<0.05	17.2	0.132	3.22
M389590		500	119.0	298	<0.002	0.28	1.07	5.2	1	14.4	123.0	1.03	<0.05	14.4	0.184	3.72
M389591		490	562	312	<0.002	1.02	6.43	5.2	2	27.4	106.5	1.00	<0.05	13.3	0.180	4.26
M389592		510	76.5	268	<0.002	0.20	0.71	6.1	1	8.6	117.0	1.02	<0.05	15.3	0.199	3.07
M389593		190	5280	148.5	0.002	>10.0	25.2	1.9	3	91.7	16.3	0.35	0.06	6.1	0.060	5.34
M389594		580	279	421	<0.002	0.29	2.19	5.4	1	26.5	58.2	1.45	<0.05	14.6	0.170	6.39
M389595		440	375	399	<0.002	0.55	2.13	4.8	1	35.8	46.1	0.82	<0.05	12.6	0.160	6.34

***** See Appendix Page for comments regarding this certificate *****

ALS Canada Ltd.
2103 Dollarton Hwy
North Vancouver BC V7H 0A7
Phone: 604 984 0221 Fax: 604 984 0218 www.alsglobal.com

To: **SILVER RANGE RESOURCES LTD.**
C/ O ARCHER, CATHRO & ASSOCIATES (1981) LIMITED
1016- 510 W HASTINGS ST
VANCOUVER BC V6B 1L8

Finalized Date: 11- SEP- 2012
Account: RANSIL

Project: SNAP- GROUP 5

CERTIFICATE OF ANALYSIS WH12202888

Sample Description	Method Analyte Units LOR	ME- MS61 U ppm 0.1	ME- MS61 V ppm 1	ME- MS61 W ppm 0.1	ME- MS61 Y ppm 0.1	ME- MS61 Zn ppm 2	ME- MS61 Zr ppm 0.5	Pb- OG62 Pb % 0.001	Zn- OG62 Zn % 0.001
M389560		11.5	24	3.6	11.2	99	71.4		
M389561		11.1	23	1.6	10.5	59	72.6		
M389562		11.8	17	2.4	8.2	152	69.4		
M389563		3.4	8	1.9	2.8	>10000	22.1	1.970	3.22
M389564		0.7	3	0.1	0.7	68	<0.5		
M389565		11.3	12	4.0	5.5	4260	48.1		
M389566		10.6	18	5.2	7.6	1010	70.2		
M389567		13.1	22	4.3	9.2	264	73.4		
M389568		8.8	20	2.2	8.6	51	70.0		
M389569		14.0	22	1.9	9.0	58	71.5		
M389570		1.9	66	10.4	12.5	>10000	44.9	2.03	2.02
M389571		10.4	24	1.6	9.3	84	80.6		
M389572		9.9	21	9.1	8.4	148	71.1		
M389573		13.9	20	10.3	9.1	1250	70.9		
M389574		13.5	23	2.8	9.5	94	77.4		
M389575		7.7	19	5.6	7.5	5820	63.0		
M389576		10.0	19	5.4	7.3	4170	62.1		
M389577		9.2	23	3.5	9.5	244	76.8		
M389578		9.7	23	5.8	9.0	284	71.6		
M389579		1.8	62	9.6	12.4	>10000	45.0	2.01	2.04
M389580		1.7	6	8.0	4.5	>10000	14.0	1.555	2.74
M389581		0.5	3	0.2	0.9	63	0.5		
M389582		8.8	23	5.4	10.2	542	75.0		
M389583		11.2	21	2.3	9.4	208	70.6		
M389584		8.6	21	1.9	9.2	115	69.4		
M389585		10.1	20	2.0	9.1	174	69.3		
M389586		11.8	20	2.0	9.3	176	69.8		
M389587		12.4	20	1.1	9.2	48	62.8		
M389588		10.5	17	4.3	9.4	332	63.5		
M389589		10.6	16	1.6	8.3	226	55.2		
M389590		8.3	26	2.6	8.9	223	48.8		
M389591		7.9	25	3.3	7.7	1580	46.7		
M389592		7.5	28	2.4	9.0	436	49.8		
M389593		2.7	12	5.1	4.7	>10000	19.1		2.49
M389594		11.2	24	6.0	9.8	926	47.9		
M389595		7.0	24	5.0	9.3	947	43.6		

***** See Appendix Page for comments regarding this certificate *****

ALS Canada Ltd.
2103 Dollarton Hwy
North Vancouver BC V7H 0A7
Phone: 604 984 0221 Fax: 604 984 0218 www.alsglobal.com

To: **SILVER RANGE RESOURCES LTD.**
C/O ARCHER, CATHRO & ASSOCIATES (1981) LIMITED
1016-510 W HASTINGS ST
VANCOUVER BC V6B 1L8

Project: SNAP-GROUP 5

Page: Appendix 1
Total # Appendix Pages: 1
Finalized Date: 11-SEP-2012
Account: RANSIL

CERTIFICATE OF ANALYSIS WH12202888

Method	CERTIFICATE COMMENTS
ME-MS61	Interference: Ca>10% on ICP-MS As, ICP-AES results shown.
ME-MS61	REE's may not be totally soluble in this method.

ALS Canada Ltd.

2103 Dollarton Hwy
North Vancouver BC V7H 0A7
Phone: 604 984 0221 Fax: 604 984 0218 www.alsglobal.com

To: **SILVER RANGE RESOURCES LTD.**
C/O ARCHER, CATHRO & ASSOCIATES (1981) LIMITED
1016-510 W HASTINGS ST
VANCOUVER BC V6B 1L8

Finalized Date: 21-SEP-2012
Account: RANSIL

CERTIFICATE WH12204985

Project: SNAP-Group 5

P.O. No.: Batch 40

This report is for 36 Drill Core samples submitted to our lab in Whitehorse, YT, Canada on 31-AUG-2012.

The following have access to data associated with this certificate:

MATT DUMALA	JOAN MARIACHER	HEATHER SMITH

SAMPLE PREPARATION

ALS CODE	DESCRIPTION
WEI-21	Received Sample Weight
LOG-22	Sample login - Rcd w/o BarCode
CRU-31	Fine crushing - 70%<2mm
CRU-QC	Crushing QC Test
SPL-21	Split sample - riffle splitter
PUL-QC	Pulverizing QC Test
PUL-31	Pulverize split to 85%<75 um
LOG-22d	Sample login - Rcd w/o BarCode dup
SPL-21d	Split sample - duplicate
PUL-31d	Pulverize Split - duplicate
LOG-23	Pulp Login - Rcvd with Barcode

ANALYTICAL PROCEDURES

ALS CODE	DESCRIPTION	INSTRUMENT
Au-AA24	Au 50g FA AA finish	AAS
ME-OG62	Ore Grade Elements - Four Acid	ICP-AES
Sn-XRF05	Sn-Trace Level XRF Analysis	XRF
ME-MS61	48 element four acid ICP-MS	
Ag-OG62	Ore Grade Ag - Four Acid	VARIABLE
Cu-OG62	Ore Grade Cu - Four Acid	VARIABLE
Pb-OG62	Ore Grade Pb - Four Acid	VARIABLE
Zn-OG62	Ore Grade Zn - Four Acid	VARIABLE
Ag-GRA21	Ag 30g FA-GRAV finish	WST-SIM

To: **SILVER RANGE RESOURCES LTD.**
ATTN: JOAN MARIACHER
C/O ARCHER, CATHRO & ASSOCIATES (1981) LIMITED
1016-510 W HASTINGS ST
VANCOUVER BC V6B 1L8

This is the Final Report and supersedes any preliminary report with this certificate number. Results apply to samples as submitted. All pages of this report have been checked and approved for release.

***** See Appendix Page for comments regarding this certificate *****

Signature:

Colin Ramshaw, Vancouver Laboratory Manager

ALS Canada Ltd.
2103 Dollarton Hwy
North Vancouver BC V7H 0A7
Phone: 604 984 0221 Fax: 604 984 0218 www.alsglobal.com

To: **SILVER RANGE RESOURCES LTD.**
C/O ARCHER, CATHRO & ASSOCIATES (1981) LIMITED
1016-510 W HASTINGS ST
VANCOUVER BC V6B 1L8

Finalized Date: 21-SEP-2012
Account: RANSIL

Project: SNAP-Group 5

CERTIFICATE OF ANALYSIS WH12204985

Sample Description	Method / Analyte / Units / LOR	WEI-21 Recvd Wt. kg 0.02	Au-AA24 Au ppm 0.005	Sn-XRF05 Sn ppm 5	ME-MS61 Ag ppm 0.01	ME-MS61 Al % 0.01	ME-MS61 As ppm 0.2	ME-MS61 Ba ppm 10	ME-MS61 Be ppm 0.05	ME-MS61 Bi ppm 0.01	ME-MS61 Ca % 0.01	ME-MS61 Cd ppm 0.02	ME-MS61 Ce ppm 0.01	ME-MS61 Co ppm 0.1	ME-MS61 Cr ppm 1	ME-MS61 Cs ppm 0.05
M389801		6.78	<0.005	11	0.10	7.12	2.2	500	6.25	0.60	1.18	0.06	61.0	4.2	16	11.95
M389802		4.26	<0.005	16	0.26	7.15	3.3	490	6.38	0.59	1.17	0.49	56.7	4.2	13	15.50
M389803		5.33	<0.005	18	0.85	7.18	104.0	450	5.84	0.49	0.22	1.25	57.4	4.6	12	17.80
M389804		4.10	0.007	33	5.55	7.21	235	300	4.49	0.73	0.07	0.32	52.3	1.3	10	24.5
M389805		2.75	<0.005	6	0.05	0.10	<5	20	0.08	0.03	21.2	0.06	1.38	1.5	<1	0.33
M389806		5.77	<0.005	9	0.23	7.27	69.0	510	5.99	0.54	0.69	0.65	57.2	3.9	8	14.60
M389807		6.56	<0.005	19	1.09	7.59	86.2	520	5.06	0.60	0.05	0.09	66.4	0.9	12	19.95
M389808		4.58	0.059	56	7.22	6.45	842	350	5.68	1.36	0.27	0.80	53.7	1.7	10	17.55
M389809		6.66	<0.005	12	0.26	6.74	82.3	500	5.65	0.58	0.94	0.53	63.2	3.4	11	11.50
M389810		2.25	<0.005	12	0.08	6.74	4.7	450	6.10	0.57	0.92	0.36	69.0	3.3	10	13.55
M389811		4.25	<0.005	47	1.06	6.03	109.5	380	5.61	0.91	0.21	2.04	66.8	3.0	11	19.25
M389812		0.06	NSS	664	>100	0.24	>10000	150	0.10	0.13	0.01	254	3.45	0.6	12	0.37
M389813		6.87	<0.005	9	1.37	6.74	18.5	520	6.51	1.32	1.08	0.68	69.9	4.1	15	12.60
M389814		2.38	<0.005	11	0.26	7.27	5.3	540	4.99	1.54	1.30	0.12	68.1	3.7	15	10.70
M389815		3.03	<0.005	17	3.78	7.25	18.2	500	4.38	8.93	0.64	1.28	66.0	3.6	14	13.40
M389816		6.29	<0.005	12	0.05	7.54	7.0	510	5.09	1.68	0.96	0.40	70.6	3.7	17	9.52
M389817		<0.02	<0.005	11	0.04	7.43	7.5	500	5.13	1.32	0.95	0.43	69.4	3.8	15	9.80
M389818		4.71	<0.005	11	0.08	7.49	6.1	550	5.13	5.00	0.87	0.51	74.4	4.6	13	9.91
M389819		4.63	0.008	16	0.60	9.34	320	670	5.58	2.06	0.70	1.30	83.1	3.5	18	14.15
M389820		4.16	<0.005	9	0.01	2.13	1.3	150	1.55	0.14	0.35	0.08	19.80	1.1	4	2.54
M389821		7.00	<0.005	10	0.57	7.20	5.1	520	5.29	1.77	1.14	0.15	69.0	3.8	16	8.58
M389822		7.18	<0.005	12	0.10	7.54	5.7	560	4.93	0.76	1.30	0.15	68.1	3.7	17	8.65
M389823		4.31	<0.005	17	0.68	6.91	11.2	480	3.58	0.48	1.25	0.51	45.6	3.1	16	11.15
M389824		0.26	0.100	10	63.7	5.08	2280	660	0.74	3.97	7.58	137.0	30.0	14.2	42	2.84
M389825		5.27	<0.005	10	0.09	7.63	3.8	620	5.21	0.41	1.32	0.31	73.9	4.1	16	8.89
M389826		3.71	0.006	15	1.53	7.38	297	370	4.63	2.10	0.33	3.98	58.5	4.5	12	13.80
M389827		2.26	<0.005	<5	0.02	0.16	<5	30	0.07	<0.01	22.2	0.07	1.67	2.2	<1	0.37
M389828		3.53	<0.005	19	0.80	7.59	8.0	480	4.68	0.71	0.51	1.66	60.3	4.4	10	15.55
M389829		3.51	<0.005	12	0.26	7.59	4.7	490	4.96	0.76	1.28	0.26	54.9	4.2	14	10.75
M389830		3.17	<0.005	21	1.39	7.46	10.5	410	5.27	0.83	0.72	2.14	65.1	4.9	12	14.10
M389831		1.65	<0.005	25	1.40	7.45	9.5	380	5.40	0.82	0.70	2.43	68.9	4.9	13	13.50
M389832		1.44	0.547	1405	8.81	3.88	>10000	160	2.85	2.56	0.32	23.5	36.9	4.2	12	8.31
M389833		3.81	<0.005	12	1.42	7.64	26.6	530	5.60	4.38	0.81	0.49	67.0	4.1	12	13.10
M389834		2.38	<0.005	13	0.25	7.91	65.3	580	5.13	0.68	1.01	0.35	72.7	4.8	11	12.80
M389835		2.86	<0.005	17	1.83	7.82	10.4	390	5.19	1.05	0.30	1.93	65.8	4.4	10	21.2
M389836		0.56	<0.005	72	43.6	5.42	131.0	310	3.37	83.1	0.22	32.7	38.6	8.6	11	9.05

***** See Appendix Page for comments regarding this certificate *****

ALS Canada Ltd.
2103 Dollarton Hwy
North Vancouver BC V7H 0A7
Phone: 604 984 0221 Fax: 604 984 0218 www.alsglobal.com

To: **SILVER RANGE RESOURCES LTD.**
C/O ARCHER, CATHRO & ASSOCIATES (1981) LIMITED
1016-510 W HASTINGS ST
VANCOUVER BC V6B 1L8

Finalized Date: 21-SEP-2012
Account: RANSIL

Project: SNAP-Group 5

CERTIFICATE OF ANALYSIS WH12204985

Sample Description	Method	ME-MS61	ME-MS61	ME-MS61	ME-MS61	ME-MS61	ME-MS61	ME-MS61	ME-MS61	ME-MS61	ME-MS61	ME-MS61	ME-MS61	ME-MS61	ME-MS61	ME-MS61
	Analyte	Cu	Fe	Ga	Ge	Hf	In	K	La	Li	Mg	Mn	Mo	Na	Nb	Ni
	Units	ppm	%	ppm	ppm	ppm	ppm	%	ppm	ppm	%	ppm	ppm	%	ppm	ppm
	LOR	0.2	0.01	0.05	0.05	0.1	0.005	0.01	0.5	0.2	0.01	5	0.05	0.01	0.1	0.2
M389801		9.8	1.58	26.8	0.16	1.6	0.039	3.63	30.0	69.1	0.38	464	0.59	2.20	11.0	5.6
M389802		6.2	1.57	25.6	0.14	1.4	0.039	3.82	27.9	52.5	0.35	920	0.30	1.71	10.3	4.8
M389803		7.4	1.87	24.2	0.17	1.6	0.056	4.05	28.1	46.1	0.19	4130	0.39	0.90	9.6	6.0
M389804		4.2	1.99	25.2	0.15	1.7	0.126	3.73	25.8	68.7	0.22	245	0.43	0.08	9.1	1.9
M389805		2.3	0.49	0.41	0.10	<0.1	0.005	0.05	0.7	1.6	12.65	238	0.12	0.01	0.4	3.3
M389806		4.7	1.81	27.5	0.20	2.0	0.052	3.71	27.5	34.8	0.29	1320	0.40	1.93	12.1	3.6
M389807		3.1	2.02	26.6	0.25	2.0	0.096	4.74	33.8	65.7	0.19	185	0.43	0.15	11.7	1.5
M389808		6.3	2.69	22.7	0.21	1.4	0.620	3.62	26.9	75.4	0.23	273	0.44	0.56	9.2	2.4
M389809		4.3	1.34	27.4	0.20	1.8	0.054	3.61	31.2	120.5	0.34	634	0.40	2.20	11.3	3.0
M389810		1.1	1.26	25.3	0.22	2.1	0.033	3.54	34.6	83.9	0.33	1160	0.41	2.14	10.3	3.3
M389811		7.0	1.86	21.3	0.18	1.5	0.453	3.49	33.8	36.5	0.21	1040	0.37	0.48	8.1	3.8
M389812		3880	10.85	2.32	0.31	0.1	0.053	0.10	2.3	7.5	<0.01	40	1.38	0.01	0.6	3.1
M389813		9.0	1.51	26.2	0.16	1.7	0.038	3.43	34.4	73.1	0.38	677	0.45	2.04	11.4	5.2
M389814		12.6	1.48	23.1	0.09	1.7	0.044	3.67	32.7	51.7	0.38	365	0.36	1.98	10.9	5.3
M389815		27.1	1.71	23.5	0.11	1.5	0.153	4.15	32.5	40.7	0.35	1690	0.39	0.67	8.2	5.1
M389816		8.4	1.61	23.6	0.12	1.6	0.041	3.70	33.9	92.9	0.41	743	0.28	2.09	10.9	5.1
M389817		8.5	1.73	24.4	0.13	1.6	0.039	3.59	33.4	94.2	0.41	735	0.36	2.08	11.6	5.7
M389818		21.6	1.63	25.3	0.13	1.6	0.044	3.65	36.0	62.1	0.36	1320	1.31	1.98	10.1	6.4
M389819		12.8	2.01	31.0	0.15	2.1	0.092	5.09	39.7	66.6	0.38	654	0.46	1.99	12.7	5.4
M389820		2.2	0.46	6.54	0.05	0.5	0.012	1.01	10.0	23.9	0.12	172	<0.05	0.60	3.0	1.8
M389821		11.2	1.62	23.6	0.12	1.6	0.037	3.59	33.4	85.0	0.40	467	0.34	2.01	9.9	5.6
M389822		8.1	1.60	23.9	0.13	1.7	0.041	3.76	32.6	66.5	0.39	447	0.29	2.26	11.0	5.3
M389823		18.4	1.49	21.5	0.10	1.4	0.047	4.05	21.8	45.4	0.39	1300	0.20	1.71	8.6	5.1
M389824		1110	4.09	11.80	0.12	1.4	0.090	1.41	15.5	15.5	0.76	3090	5.64	1.31	4.6	29.0
M389825		9.4	1.72	23.8	0.12	1.8	0.039	3.82	35.4	53.0	0.43	795	0.16	2.33	11.9	5.8
M389826		15.7	1.98	20.7	0.11	1.4	0.439	3.29	28.5	47.3	0.29	1120	0.96	0.44	9.6	5.9
M389827		1.9	0.50	0.49	0.08	<0.1	0.005	0.08	0.8	1.6	13.80	218	<0.05	0.01	0.4	4.2
M389828		9.0	1.65	22.8	0.17	1.6	0.117	4.07	29.1	42.7	0.31	2420	0.37	1.35	12.5	5.4
M389829		10.2	1.78	22.9	0.16	1.3	0.049	3.64	26.7	40.2	0.38	829	0.31	1.98	10.4	5.4
M389830		17.1	2.25	23.4	0.14	1.2	1.595	3.99	32.1	52.9	0.40	2210	0.55	0.37	9.6	5.7
M389831		19.6	2.29	24.4	0.15	1.4	1.205	3.92	33.9	55.4	0.39	1900	0.43	0.37	10.8	6.3
M389832		31.7	6.14	16.20	0.13	0.7	12.60	1.98	18.6	50.1	0.20	11350	0.68	0.03	5.5	2.9
M389833		11.2	2.06	23.5	0.12	1.5	0.091	3.86	32.7	52.4	0.39	1620	0.77	1.12	10.6	4.5
M389834		9.5	2.25	24.2	0.13	1.5	0.094	3.99	35.7	48.8	0.42	1750	0.45	1.20	10.3	5.0
M389835		30.4	2.43	23.9	0.14	1.4	0.083	4.03	32.2	44.4	0.37	2760	0.38	0.08	9.2	4.8
M389836		>10000	3.53	21.1	0.13	1.0	7.66	2.62	19.0	66.3	0.30	2050	6.26	0.09	6.4	4.9

***** See Appendix Page for comments regarding this certificate *****

ALS Canada Ltd.
2103 Dollarton Hwy
North Vancouver BC V7H 0A7
Phone: 604 984 0221 Fax: 604 984 0218 www.alsglobal.com

To: **SILVER RANGE RESOURCES LTD.**
C/O ARCHER, CATHRO & ASSOCIATES (1981) LIMITED
1016-510 W HASTINGS ST
VANCOUVER BC V6B 1L8

Finalized Date: 21-SEP-2012
Account: RANSIL

Project: SNAP-Group 5

CERTIFICATE OF ANALYSIS WH12204985

Sample Description	Method	ME-MS61	ME-MS61	ME-MS61	ME-MS61	ME-MS61	ME-MS61	ME-MS61	ME-MS61	ME-MS61	ME-MS61	ME-MS61	ME-MS61	ME-MS61	ME-MS61	ME-MS61
	Analyte	P	Pb	Rb	Re	S	Sb	Sc	Se	Sn	Sr	Ta	Te	Th	Ti	Tl
	Units	ppm	ppm	ppm	ppm	%	ppm	ppm	ppm	ppm	ppm	ppm	ppm	ppm	%	ppm
	LOR	10	0.5	0.1	0.002	0.01	0.05	0.1	1	0.2	0.2	0.05	0.05	0.2	0.005	0.02
M389801		540	39.5	252	<0.002	0.03	0.24	6.0	1	7.6	171.5	1.06	<0.05	15.0	0.191	1.79
M389802		510	60.6	290	<0.002	0.06	0.46	5.9	1	12.7	147.0	1.08	<0.05	14.8	0.197	3.08
M389803		510	65.0	307	<0.002	0.07	2.28	5.8	1	12.8	84.1	1.01	<0.05	14.6	0.167	3.66
M389804		480	367	335	<0.002	0.37	6.93	4.4	1	21.7	46.2	0.82	<0.05	12.3	0.139	6.61
M389805		320	2.3	3.2	<0.002	<0.01	0.07	0.5	1	<0.2	41.4	<0.05	<0.05	<0.2	<0.005	0.03
M389806		560	39.8	264	<0.002	0.01	0.56	5.4	1	6.8	145.5	0.85	<0.05	15.5	0.197	2.16
M389807		570	112.0	367	<0.002	0.19	4.66	4.7	1	15.9	116.5	0.77	<0.05	17.0	0.199	5.55
M389808		470	117.5	305	<0.002	0.36	15.60	3.9	1	16.3	105.0	0.85	<0.05	13.0	0.152	4.35
M389809		550	41.9	248	<0.002	0.01	0.18	5.2	1	7.0	170.0	0.88	<0.05	16.6	0.188	1.53
M389810		650	41.3	266	<0.002	0.01	0.19	4.8	1	9.0	173.5	1.29	<0.05	17.7	0.172	1.72
M389811		490	125.5	283	<0.002	0.16	3.00	4.7	1	12.7	86.6	0.98	<0.05	16.5	0.154	3.94
M389812		50	>10000	8.1	0.003	>10.0	3580	0.6	6	145.5	7.7	<0.05	<0.05	0.5	0.010	0.15
M389813		530	79.4	241	<0.002	0.07	1.72	6.1	1	6.6	191.0	1.20	<0.05	17.1	0.208	1.77
M389814		570	50.0	250	<0.002	0.06	0.50	6.2	1	7.4	206	1.08	<0.05	15.6	0.212	1.89
M389815		560	96.4	322	<0.002	0.29	1.87	5.9	1	8.8	99.6	0.89	0.06	15.1	0.173	3.81
M389816		620	43.4	265	<0.002	0.06	0.19	6.0	1	7.6	188.0	1.31	<0.05	16.7	0.229	1.79
M389817		620	42.2	264	<0.002	0.06	0.19	6.1	1	7.9	189.0	1.34	<0.05	15.8	0.227	1.74
M389818		760	41.2	253	<0.002	0.14	0.25	6.6	1	7.4	184.0	1.20	<0.05	17.1	0.208	1.78
M389819		740	74.3	382	<0.002	0.19	1.83	8.0	1	15.2	173.5	1.50	<0.05	19.5	0.260	3.24
M389820		160	13.0	66.2	<0.002	0.01	<0.05	1.8	1	1.8	54.3	0.34	<0.05	5.0	0.065	0.45
M389821		550	46.7	242	<0.002	0.07	0.15	6.1	1	6.7	195.0	1.32	<0.05	15.7	0.207	1.66
M389822		560	43.6	245	<0.002	0.03	0.14	6.2	1	8.0	205	1.41	<0.05	15.7	0.216	1.68
M389823		610	36.9	301	<0.002	0.07	0.55	4.9	1	14.7	123.0	1.61	<0.05	10.5	0.128	2.66
M389824		700	>10000	68.7	0.003	2.85	51.3	8.7	5	3.3	475	0.32	0.21	4.0	0.229	0.80
M389825		560	52.1	260	<0.002	0.02	0.29	6.0	1	9.0	227	1.44	<0.05	17.2	0.240	1.95
M389826		460	162.5	276	<0.002	0.12	4.71	5.1	1	12.4	99.1	1.15	<0.05	12.9	0.174	3.55
M389827		210	2.5	4.0	<0.002	0.01	0.06	0.6	1	<0.2	45.0	<0.05	<0.05	<0.2	0.007	0.03
M389828		650	147.5	342	<0.002	0.08	1.01	5.1	1	18.5	114.0	1.90	<0.05	13.9	0.187	3.21
M389829		540	56.0	276	<0.002	0.06	0.40	5.3	1	10.4	176.0	1.22	<0.05	12.8	0.197	2.21
M389830		500	134.5	355	<0.002	0.70	2.02	5.7	1	19.2	68.3	0.95	<0.05	14.2	0.203	4.04
M389831		510	159.0	353	<0.002	0.72	2.30	6.4	1	22.1	63.8	1.09	<0.05	15.0	0.232	3.67
M389832		340	316	219	<0.002	4.57	176.0	3.0	2	90.4	15.1	0.67	<0.05	7.6	0.110	3.20
M389833		670	134.0	312	<0.002	0.05	1.01	5.6	1	10.4	134.0	1.52	0.05	14.4	0.213	3.02
M389834		780	48.6	285	<0.002	0.05	1.34	6.7	1	6.9	159.0	1.12	<0.05	15.7	0.242	2.39
M389835		660	193.5	372	<0.002	0.64	3.04	5.7	1	13.4	35.9	1.09	<0.05	14.6	0.205	4.81
M389836		450	2950	253	0.002	2.03	5.78	3.7	8	20.6	39.4	0.82	0.82	8.8	0.133	3.18

***** See Appendix Page for comments regarding this certificate *****

ALS Canada Ltd.
2103 Dollarton Hwy
North Vancouver BC V7H 0A7
Phone: 604 984 0221 Fax: 604 984 0218 www.alsglobal.com

To: **SILVER RANGE RESOURCES LTD.**
C/O ARCHER, CATHRO & ASSOCIATES (1981) LIMITED
1016-510 W HASTINGS ST
VANCOUVER BC V6B 1L8

Finalized Date: 21-SEP-2012
Account: RANSIL

Project: SNAP-Group 5

CERTIFICATE OF ANALYSIS WH12204985

Sample Description	Method	ME-MS61	ME-MS61	ME-MS61	ME-MS61	ME-MS61	ME-MS61	Ag-OG62	Cu-OG62	Pb-OG62	Zn-OG62	Ag-GRA21
	Analyte	U	V	W	Y	Zn	Zr	Ag	Cu	Pb	Zn	Ag
	Units	ppm	ppm	ppm	ppm	ppm	ppm	ppm	%	%	%	ppm
	LOR	0.1	1	0.1	0.1	2	0.5	1	0.001	0.001	0.001	5
M389801		10.1	29	1.1	9.1	72	58.0					
M389802		11.9	31	1.3	9.4	208	52.8					
M389803		11.8	25	2.2	10.4	429	55.5					
M389804		5.4	24	3.1	4.6	150	61.7					
M389805		0.5	3	0.1	0.9	15	0.5					
M389806		8.5	28	1.4	9.8	319	76.6					
M389807		6.2	29	3.6	6.1	185	78.2					
M389808		5.3	24	2.5	5.1	199	54.9					
M389809		6.7	24	0.9	8.8	123	71.5					
M389810		7.9	21	1.1	9.2	181	74.5					
M389811		9.4	22	2.6	8.5	382	57.0					
M389812		0.5	7	154.5	0.8	>10000	4.0	>1500		11.55	2.62	3450
M389813		6.7	27	1.1	9.0	148	67.2					
M389814		6.1	28	1.5	8.9	62	61.0					
M389815		7.6	28	5.4	9.6	367	53.5					
M389816		7.9	30	2.0	9.1	169	57.7					
M389817		7.7	30	2.1	9.3	165	59.7					
M389818		10.2	30	2.9	10.6	325	62.0					
M389819		10.2	35	4.6	10.0	265	73.9					
M389820		2.8	9	0.4	2.6	39	17.9					
M389821		8.3	27	1.3	8.9	113	56.9					
M389822		7.8	29	1.3	9.1	86	59.8					
M389823		9.2	25	2.1	8.1	173	43.7					
M389824		1.8	68	9.7	12.7	>10000	46.1			2.07	2.01	
M389825		5.9	31	5.3	9.6	150	63.5					
M389826		8.3	27	2.3	8.7	618	47.1					
M389827		0.6	4	0.2	1.0	17	0.5					
M389828		8.3	29	3.9	9.7	538	55.6					
M389829		6.7	33	1.7	8.4	169	42.7					
M389830		6.2	38	5.2	10.1	698	43.6					
M389831		6.9	42	5.9	10.3	765	47.9					
M389832		3.5	20	5.3	6.5	5240	26.6					
M389833		6.4	34	3.4	9.7	270	52.3					
M389834		5.6	39	2.7	11.5	352	53.9					
M389835		7.8	34	4.9	9.2	611	50.1					
M389836		3.7	29	3.6	6.8	5410	34.8		1.130			

***** See Appendix Page for comments regarding this certificate *****

ALS Canada Ltd.
2103 Dollarton Hwy
North Vancouver BC V7H 0A7
Phone: 604 984 0221 Fax: 604 984 0218 www.alsglobal.com

To: **SILVER RANGE RESOURCES LTD.**
C/O ARCHER, CATHRO & ASSOCIATES (1981) LIMITED
1016-510 W HASTINGS ST
VANCOUVER BC V6B 1L8

Finalized Date: 21-SEP-2012
Account: RANSIL

Project: SNAP-Group 5

CERTIFICATE OF ANALYSIS WH12204985

Method	CERTIFICATE COMMENTS
ALL METHODS	NSS is non-sufficient sample.
ME-MS61	REE's may not be totally soluble in this method.
ME-MS61	Interference: Samples with Ca>10% on ICP-MS As. ICP-AES As results reported (5 ppm DL)

ALS Canada Ltd.

2103 Dollarton Hwy
North Vancouver BC V7H 0A7
Phone: 604 984 0221 Fax: 604 984 0218 www.alsglobal.com

To: **SILVER RANGE RESOURCES LTD.**
C/O ARCHER, CATHRO & ASSOCIATES (1981) LIMITED
1016-510 W HASTINGS ST
VANCOUVER BC V6B 1L8

Finalized Date: 18-SEP-2012
Account: RANSIL

CERTIFICATE WH12204986

Project: KEG (MAIN-GROUP 2)

P.O. No.: Batch 87

This report is for 36 Drill Core samples submitted to our lab in Whitehorse, YT, Canada on 31-AUG-2012.

The following have access to data associated with this certificate:

MATT DUMALA	JOAN MARIACHER	HEATHER SMITH

SAMPLE PREPARATION

ALS CODE	DESCRIPTION
WEI-21	Received Sample Weight
LOG-22	Sample login - Rcd w/o BarCode
CRU-31	Fine crushing - 70%<2mm
CRU-QC	Crushing QC Test
SPL-21	Split sample - riffle splitter
PUL-QC	Pulverizing QC Test
PUL-31	Pulverize split to 85%<75 um
LOG-22d	Sample login - Rcd w/o BarCode dup
SPL-21d	Split sample - duplicate
PUL-31d	Pulverize Split - duplicate
LOG-23	Pulp Login - Rcvd with Barcode

ANALYTICAL PROCEDURES

ALS CODE	DESCRIPTION	INSTRUMENT
Au-AA24	Au 50g FA AA finish	AAS
ME-OG62	Ore Grade Elements - Four Acid	ICP-AES
Sn-XRF05	Sn-Trace Level XRF Analysis	XRF
ME-MS61	48 element four acid ICP-MS	
Zn-OG62	Ore Grade Zn - Four Acid	VARIABLE

To: **SILVER RANGE RESOURCES LTD.**
ATTN: JOAN MARIACHER
C/O ARCHER, CATHRO & ASSOCIATES (1981) LIMITED
1016-510 W HASTINGS ST
VANCOUVER BC V6B 1L8

This is the Final Report and supersedes any preliminary report with this certificate number. Results apply to samples as submitted. All pages of this report have been checked and approved for release.

***** See Appendix Page for comments regarding this certificate *****

Signature: 

Colin Ramshaw, Vancouver Laboratory Manager

ALS Canada Ltd.
2103 Dollarton Hwy
North Vancouver BC V7H 0A7
Phone: 604 984 0221 Fax: 604 984 0218 www.alsglobal.com

To: **SILVER RANGE RESOURCES LTD.**
C/O ARCHER, CATHRO & ASSOCIATES (1981) LIMITED
1016-510 W HASTINGS ST
VANCOUVER BC V6B 1L8

Finalized Date: 18-SEP-2012
Account: RANSIL

Project: KEG (MAIN-GROUP 2)

CERTIFICATE OF ANALYSIS WH12204986

Sample Description	Method	WEI-21	Au-AA24	Sn-XRF05	ME-MS61	ME-MS61	ME-MS61	ME-MS61	ME-MS61	ME-MS61	ME-MS61	ME-MS61	ME-MS61	ME-MS61	ME-MS61	ME-MS61
	Analyte	Recvd Wt.	Au	Sn	Ag	Al	As	Ba	Be	Bi	Ca	Cd	Ce	Co	Cr	Cs
	Units	kg	ppm	ppm	ppm	%	ppm	ppm	ppm	ppm	%	ppm	ppm	ppm	ppm	ppm
	LOR	0.02	0.005	5	0.01	0.01	0.2	10	0.05	0.01	0.01	0.02	0.01	0.1	1	0.05
K285629		7.29	<0.005	25	0.56	3.70	176.0	590	1.60	0.65	1.56	0.12	38.0	9.0	54	6.85
K285630		5.18	<0.005	26	0.61	4.07	194.5	1600	1.68	1.06	1.03	0.12	50.7	8.4	58	9.43
K285631		7.78	<0.005	11	0.50	4.10	14.4	910	1.98	0.58	1.53	0.31	44.7	7.6	59	8.17
K285632		2.18	<0.005	5	0.01	0.04	<5	20	0.05	0.02	20.8	0.05	1.06	1.3	<1	0.09
K285633		7.21	<0.005	13	0.36	4.43	22.1	1320	1.97	0.67	1.12	0.20	43.9	9.5	62	7.82
K285634		7.55	<0.005	13	1.69	3.56	61.9	460	1.53	1.50	2.43	1.73	40.4	7.6	50	6.35
K285635		7.24	<0.005	11	0.34	3.65	63.4	1630	1.70	0.50	1.68	0.30	42.0	9.0	63	6.79
K285636		8.83	<0.005	13	0.42	3.95	58.6	1230	1.79	0.84	1.58	2.94	40.7	8.0	63	9.63
K285637		8.65	<0.005	9	0.31	3.92	33.4	1290	1.81	0.53	2.09	1.14	40.1	7.5	67	8.77
K285638		0.25	0.014	270	22.7	3.85	1020	410	0.98	80.5	8.07	297	40.8	13.6	50	4.18
K285639		7.45	<0.005	10	0.43	3.85	45.9	1110	1.75	0.61	1.88	3.81	45.2	8.9	59	6.65
K285640		7.42	<0.005	11	0.55	3.56	21.6	1250	1.56	0.78	1.45	0.35	42.4	8.3	62	5.80
K285641		7.24	<0.005	15	0.31	4.28	28.0	1160	1.97	0.62	1.41	0.50	50.6	8.9	64	6.06
K285642		7.08	<0.005	15	0.34	4.36	14.0	1020	1.97	0.75	1.30	0.30	45.5	7.5	57	8.58
K285643		3.02	<0.005	14	0.35	4.16	17.1	990	1.96	0.72	1.25	0.35	41.8	7.9	56	8.23
K285644		7.60	<0.005	16	0.83	4.33	131.0	1120	2.02	1.34	2.06	0.13	39.3	7.8	65	6.50
K285645		7.10	<0.005	14	0.34	5.35	31.1	1660	2.23	0.62	1.37	0.16	42.0	10.8	68	8.98
K285646		7.72	<0.005	19	0.38	5.26	100.5	1200	2.17	0.61	1.25	0.07	40.2	12.4	65	7.74
K285647		6.67	<0.005	6	0.55	4.54	18.4	1290	2.16	0.23	2.08	0.18	47.7	8.5	65	9.27
K285648		<0.02	<0.005	8	0.56	4.53	22.3	1300	2.19	0.24	2.11	0.18	48.0	8.5	66	9.33
K285649		7.74	<0.005	13	0.65	5.05	65.6	1390	2.15	0.39	2.07	0.39	43.7	10.2	61	13.10
K285650		6.85	0.005	116	12.75	3.45	3460	370	1.62	3.51	1.83	25.9	43.2	13.3	47	6.87
K285651		7.13	<0.005	26	1.33	4.32	89.2	1180	1.84	0.88	1.72	1.83	43.9	9.8	51	7.85
K285652		6.10	<0.005	85	6.68	4.77	237	830	1.76	1.43	2.01	4.95	32.5	9.5	60	9.02
K285653		0.24	<0.005	169	13.60	4.16	130.0	1450	1.10	42.0	7.71	54.0	44.4	7.1	59	4.97
K285654		7.62	<0.005	97	7.48	4.25	185.5	510	1.52	0.20	2.39	5.40	38.4	8.1	51	10.70
K285655		6.45	<0.005	285	20.2	3.32	292	1040	1.12	0.57	2.37	26.0	32.4	8.3	65	6.09
K285656		6.75	<0.005	35	3.32	3.77	146.0	760	1.41	0.33	1.94	0.74	39.7	8.6	67	8.00
K285657		7.36	<0.005	25	1.05	3.99	86.4	1700	1.37	0.24	1.56	1.96	32.2	6.3	69	7.39
K285658		6.95	<0.005	18	0.43	4.31	61.6	1380	1.93	0.17	2.00	0.77	36.3	8.0	76	8.12
K285659		6.65	<0.005	14	0.39	4.05	59.8	1170	1.67	0.20	1.54	1.61	34.8	6.4	68	7.44
K285660		1.99	<0.005	<5	0.02	0.08	<5	20	0.09	<0.01	20.6	0.07	1.62	0.6	<1	0.15
K285661		6.77	<0.005	32	10.10	6.17	85.5	1070	2.56	0.24	2.30	7.06	52.0	12.9	64	12.00
K285662		5.90	<0.005	239	14.15	4.13	50.7	490	1.42	33.0	7.25	237	43.4	9.7	62	6.38
K285663		7.81	<0.005	103	15.15	4.31	362	680	1.25	29.7	7.16	68.1	47.3	6.2	73	9.91
K285664		5.49	0.020	280	17.05	3.21	2290	580	2.11	17.60	8.02	491	44.8	8.5	39	7.02

***** See Appendix Page for comments regarding this certificate *****

ALS Canada Ltd.
2103 Dollarton Hwy
North Vancouver BC V7H 0A7
Phone: 604 984 0221 Fax: 604 984 0218 www.alsglobal.com

To: **SILVER RANGE RESOURCES LTD.**
C/O ARCHER, CATHRO & ASSOCIATES (1981) LIMITED
1016-510 W HASTINGS ST
VANCOUVER BC V6B 1L8

Finalized Date: 18-SEP-2012
Account: RANSIL

Project: KEG (MAIN-GROUP 2)

CERTIFICATE OF ANALYSIS WH12204986

Sample Description	Method	ME-MS61	ME-MS61	ME-MS61	ME-MS61	ME-MS61	ME-MS61	ME-MS61	ME-MS61	ME-MS61	ME-MS61	ME-MS61	ME-MS61	ME-MS61	ME-MS61	ME-MS61
	Analyte	Cu	Fe	Ga	Ge	Hf	In	K	La	Li	Mg	Mn	Mo	Na	Nb	Ni
	Units	ppm	%	ppm	ppm	ppm	ppm	%	ppm	ppm	%	ppm	ppm	%	ppm	ppm
	LOR	0.2	0.01	0.05	0.05	0.1	0.005	0.01	0.5	0.2	0.01	5	0.05	0.01	0.1	0.2
K285629		95.2	2.35	10.95	0.20	1.3	0.009	2.08	22.7	38.5	0.71	54	28.7	0.06	15.3	90.5
K285630		82.5	1.69	11.85	0.20	1.4	0.009	2.63	32.1	32.7	0.51	30	38.0	0.04	19.7	108.5
K285631		101.0	2.21	11.85	0.23	1.8	0.010	1.61	26.9	79.4	1.35	62	25.8	0.06	15.6	87.0
K285632		1.4	0.46	0.27	0.32	<0.1	<0.005	0.02	0.5	0.9	13.15	194	0.32	<0.01	0.3	2.2
K285633		71.8	2.06	11.95	0.20	1.7	0.011	2.16	26.2	54.7	0.83	45	28.3	0.08	18.0	94.7
K285634		95.8	2.76	9.93	0.21	1.3	0.041	1.15	24.9	51.3	1.48	133	24.8	0.09	16.0	82.3
K285635		58.7	1.56	9.54	0.17	1.8	0.006	1.65	26.6	60.1	1.11	58	37.3	0.06	11.9	109.0
K285636		69.8	1.86	10.45	0.19	1.6	0.045	1.77	25.2	66.1	1.12	48	31.0	0.03	11.4	97.5
K285637		61.4	1.85	10.05	0.21	1.8	0.020	1.48	25.3	75.0	1.27	64	25.8	0.05	11.3	96.1
K285638		1815	5.80	11.55	0.30	1.2	21.5	1.33	20.9	24.6	2.10	2600	14.90	0.16	8.7	46.7
K285639		71.1	2.11	10.20	0.19	1.5	0.066	1.47	28.6	51.0	1.26	91	28.8	0.10	16.3	94.7
K285640		73.3	1.96	9.34	0.17	1.4	0.009	1.75	26.5	37.7	0.69	46	32.1	0.08	18.7	98.6
K285641		69.6	2.09	11.25	0.19	1.8	0.011	1.64	30.4	57.9	1.07	64	29.7	0.11	18.4	97.7
K285642		67.9	1.81	12.40	0.18	1.5	0.014	2.01	27.7	33.0	0.56	35	25.9	0.02	15.9	86.4
K285643		67.9	1.89	12.05	0.17	1.5	0.016	1.93	25.3	33.2	0.56	36	26.3	0.02	15.6	89.7
K285644		63.2	1.90	12.65	0.19	1.5	0.010	1.62	23.0	34.0	0.73	57	20.4	0.08	16.1	86.1
K285645		65.8	1.89	13.90	0.18	1.4	0.023	2.26	24.2	54.6	0.92	48	13.75	0.08	11.2	70.6
K285646		76.0	2.17	14.60	0.19	1.4	0.015	2.08	23.5	38.0	0.79	58	17.35	0.06	13.0	82.7
K285647		58.9	1.89	12.45	0.19	1.4	0.019	1.87	29.0	63.8	0.86	77	26.7	0.05	14.9	83.2
K285648		58.7	1.89	12.45	0.21	1.4	0.016	1.86	29.4	64.5	0.87	78	26.9	0.05	14.8	84.8
K285649		64.4	1.82	13.70	0.21	1.4	0.036	1.79	25.7	52.1	0.85	73	17.60	0.07	12.4	76.6
K285650		168.5	2.74	9.85	0.29	1.1	0.829	1.68	26.4	45.9	0.92	93	37.2	0.06	16.7	98.3
K285651		74.5	1.84	11.10	0.21	1.3	0.034	2.28	26.6	56.9	0.99	89	41.9	0.08	13.8	100.5
K285652		88.5	2.33	13.85	0.25	1.4	0.079	2.25	18.2	44.4	0.72	54	15.70	0.06	9.5	68.1
K285653		734	3.33	11.55	0.22	1.5	2.21	1.75	22.7	33.0	2.17	1640	13.55	0.21	9.4	46.7
K285654		83.0	2.23	12.55	0.21	1.4	0.080	1.63	21.6	49.2	0.84	127	12.50	0.07	10.2	58.6
K285655		81.9	1.98	10.05	0.25	1.4	0.775	2.06	21.1	28.0	0.66	82	33.1	0.06	7.3	115.0
K285656		75.6	2.02	9.91	0.18	1.6	0.015	1.97	25.6	49.5	1.23	80	29.1	0.07	8.4	107.0
K285657		47.8	1.44	10.05	0.17	1.5	0.041	2.58	20.2	30.9	0.59	40	42.1	0.06	7.8	111.0
K285658		46.7	1.55	10.50	0.19	1.7	0.018	1.89	22.9	40.3	0.83	51	29.7	0.07	8.6	95.5
K285659		42.9	1.47	10.30	0.17	1.5	0.038	1.77	22.1	34.4	0.71	49	41.0	0.06	8.0	99.5
K285660		10.8	0.48	0.26	0.07	<0.1	<0.005	0.03	0.8	1.2	12.35	192	0.36	0.01	0.3	4.3
K285661		75.3	2.54	15.30	0.25	1.8	0.199	2.73	28.1	52.4	1.25	102	14.70	0.14	10.1	67.1
K285662		3120	4.16	13.35	0.22	1.4	4.78	0.67	23.7	22.4	2.31	1380	7.80	0.21	8.3	54.5
K285663		816	2.84	13.10	0.24	1.6	1.225	1.56	24.5	22.0	2.20	1400	8.94	0.31	8.2	43.7
K285664		4570	3.83	10.55	0.22	1.2	9.68	0.67	25.3	27.6	1.40	3470	7.36	0.12	6.3	28.8

***** See Appendix Page for comments regarding this certificate *****

ALS Canada Ltd.
2103 Dollarton Hwy
North Vancouver BC V7H 0A7
Phone: 604 984 0221 Fax: 604 984 0218 www.alsglobal.com

To: **SILVER RANGE RESOURCES LTD.**
C/O ARCHER, CATHRO & ASSOCIATES (1981) LIMITED
1016-510 W HASTINGS ST
VANCOUVER BC V6B 1L8

Finalized Date: 18-SEP-2012
Account: RANSIL

Project: KEG (MAIN-GROUP 2)

CERTIFICATE OF ANALYSIS WH12204986

Sample Description	Method	ME-MS61	ME-MS61	ME-MS61	ME-MS61	ME-MS61	ME-MS61	ME-MS61	ME-MS61	ME-MS61	ME-MS61	ME-MS61	ME-MS61	ME-MS61	ME-MS61	ME-MS61
	Analyte	P	Pb	Rb	Re	S	Sb	Sc	Se	Sn	Sr	Ta	Te	Th	Ti	Tl
	Units	ppm	ppm	ppm	ppm	%	ppm	ppm	ppm	ppm	ppm	ppm	ppm	ppm	%	ppm
	LOR	10	0.5	0.1	0.002	0.01	0.05	0.1	1	0.2	0.2	0.05	0.05	0.2	0.005	0.02
K285629		890	11.9	139.5	0.034	1.72	12.95	9.3	15	21.4	77.7	0.89	0.10	5.6	0.193	2.02
K285630		840	15.3	167.0	0.049	1.02	11.30	9.0	14	19.9	66.0	1.14	0.11	6.6	0.223	2.45
K285631		1110	9.9	141.0	0.040	1.33	10.20	8.6	14	9.6	88.4	0.92	<0.05	7.1	0.212	1.98
K285632		200	1.2	1.1	<0.002	<0.01	0.05	0.2	1	<0.2	47.5	<0.05	<0.05	<0.2	<0.005	<0.02
K285633		1250	10.1	135.5	0.045	1.18	4.67	8.8	17	8.9	167.5	1.03	0.05	7.1	0.227	1.83
K285634		1460	119.5	78.6	0.036	1.77	13.35	7.2	22	10.3	141.0	0.92	0.11	5.7	0.187	1.20
K285635		1580	11.7	120.0	0.055	0.72	7.82	7.7	10	9.5	305	0.73	0.06	6.3	0.200	1.66
K285636		1650	12.9	132.5	0.041	1.16	9.03	7.9	14	10.6	92.2	0.69	0.05	6.1	0.202	1.84
K285637		2520	10.3	107.5	0.036	1.08	7.63	7.9	14	6.1	133.0	0.67	0.07	6.6	0.204	1.52
K285638		820	1475	68.0	0.019	2.59	7.83	6.9	55	217	153.0	0.58	0.42	5.3	0.252	0.60
K285639		1600	11.6	102.5	0.043	1.14	5.54	8.0	17	5.9	184.5	0.95	0.09	6.2	0.202	1.45
K285640		1150	11.8	122.0	0.044	1.23	5.48	7.1	16	6.5	189.5	1.12	0.12	6.4	0.194	1.82
K285641		1210	9.3	104.0	0.040	1.21	7.95	8.7	15	10.1	233	1.07	0.05	7.3	0.227	1.35
K285642		930	9.7	150.5	0.034	0.94	6.41	8.7	13	11.6	53.7	0.93	0.06	6.6	0.210	1.84
K285643		940	9.8	141.0	0.034	1.00	7.24	8.5	13	11.7	56.7	0.93	0.06	6.7	0.205	1.82
K285644		1730	32.9	109.0	0.032	1.05	13.00	8.9	14	12.0	147.0	0.95	0.14	6.7	0.215	1.41
K285645		780	10.5	142.0	0.019	0.98	6.99	10.9	10	10.9	365	0.68	0.09	6.5	0.236	1.65
K285646		650	10.7	133.0	0.024	1.12	7.37	9.9	11	13.2	96.5	0.78	0.12	6.8	0.231	1.43
K285647		1350	13.9	126.5	0.033	1.12	10.30	9.2	11	5.2	111.5	0.87	0.10	6.5	0.224	1.53
K285648		1420	14.4	124.0	0.035	1.10	9.93	9.2	11	5.3	114.0	0.87	0.10	6.6	0.224	1.53
K285649		630	12.0	123.0	0.022	1.12	14.80	10.4	10	9.6	228	0.75	0.10	6.4	0.220	1.65
K285650		720	1345	117.5	0.041	1.86	26.9	7.8	49	73.8	169.5	0.98	0.60	5.3	0.179	1.58
K285651		580	101.0	150.5	0.042	0.82	12.50	9.5	10	22.1	485	0.83	0.07	6.1	0.205	1.88
K285652		880	530	155.0	0.022	1.48	30.3	9.3	36	72.3	136.0	0.60	0.18	6.0	0.218	2.00
K285653		1080	1010	90.8	0.017	0.93	7.66	8.2	26	133.0	196.0	0.62	0.20	6.2	0.277	0.84
K285654		1090	630	125.0	0.022	1.19	39.2	8.0	25	80.5	195.5	0.61	0.12	5.8	0.193	1.61
K285655		2290	2320	147.5	0.069	1.19	42.7	6.8	43	217	83.4	0.45	0.28	4.8	0.171	1.85
K285656		2090	123.0	137.5	0.047	0.95	20.8	8.3	15	31.1	479	0.51	0.12	5.6	0.202	1.97
K285657		1920	29.1	157.0	0.042	0.84	21.4	7.8	12	16.5	399	0.49	0.14	6.1	0.198	2.12
K285658		1580	15.8	128.0	0.030	0.85	8.26	8.8	11	14.6	379	0.55	0.07	6.7	0.219	1.72
K285659		1480	14.7	119.5	0.037	0.86	7.32	7.9	12	11.5	255	0.51	0.12	6.4	0.205	1.57
K285660		230	4.5	2.0	<0.002	<0.01	0.10	0.3	1	0.2	46.2	<0.05	<0.05	0.2	0.006	<0.02
K285661		330	966	167.5	0.017	1.48	20.0	12.6	19	31.0	567	0.65	0.13	7.8	0.287	2.08
K285662		1410	237	39.0	0.015	2.54	3.57	8.3	27	204	219	0.56	0.09	5.6	0.244	0.36
K285663		1440	621	92.3	0.016	1.26	5.82	9.2	23	93.8	236	0.62	0.10	6.1	0.266	0.69
K285664		1320	265	40.9	0.008	2.87	14.20	5.4	40	269	116.5	0.50	0.12	4.2	0.216	0.29

***** See Appendix Page for comments regarding this certificate *****

ALS Canada Ltd.
2103 Dollarton Hwy
North Vancouver BC V7H 0A7
Phone: 604 984 0221 Fax: 604 984 0218 www.alsglobal.com

To: **SILVER RANGE RESOURCES LTD.**
C/ O ARCHER, CATHRO & ASSOCIATES (1981) LIMITED
1016- 510 W HASTINGS ST
VANCOUVER BC V6B 1L8

Finalized Date: 18- SEP- 2012
Account: RANSIL

Project: KEG (MAIN- GROUP 2)

CERTIFICATE OF ANALYSIS WH12204986

Sample Description	Method	ME- MS61	ME- MS61	ME- MS61	ME- MS61	ME- MS61	ME- MS61	Zn- OG62
	Analyte	U	V	W	Y	Zn	Zr	Zn
	Units	ppm	ppm	ppm	ppm	ppm	ppm	%
	LOR	0.1	1	0.1	0.1	2	0.5	0.001
K285629		9.6	410	1.5	17.7	11	56.5	
K285630		11.9	540	2.5	22.4	11	64.3	
K285631		9.3	516	2.3	23.1	27	75.5	
K285632		0.7	3	0.1	0.8	14	0.5	
K285633		10.0	606	1.5	24.8	15	70.9	
K285634		8.6	444	1.2	24.1	138	63.4	
K285635		10.2	794	1.9	30.1	25	73.8	
K285636		8.9	633	1.7	26.4	214	66.5	
K285637		8.5	542	1.2	31.3	88	72.8	
K285638		2.9	104	5.6	22.7	>10000	41.2	1.410
K285639		9.8	584	1.3	26.5	283	67.5	
K285640		10.8	597	1.6	24.7	28	64.9	
K285641		11.1	545	1.7	27.3	37	79.2	
K285642		9.0	454	1.3	23.3	24	63.7	
K285643		9.2	459	1.3	22.1	26	63.4	
K285644		7.3	480	1.5	23.1	13	62.2	
K285645		5.9	293	1.3	23.6	15	56.0	
K285646		7.2	285	1.4	22.3	11	55.5	
K285647		9.3	408	1.2	27.2	17	58.5	
K285648		9.6	417	1.2	26.5	16	58.7	
K285649		7.0	319	1.2	22.6	33	57.2	
K285650		11.0	411	1.7	21.6	2240	52.6	
K285651		13.3	385	1.7	25.6	129	55.7	
K285652		6.7	313	1.6	21.0	400	54.8	
K285653		3.3	129	2.6	26.0	3000	55.8	
K285654		5.9	305	1.3	19.6	518	56.9	
K285655		8.0	888	2.3	25.5	2220	59.5	
K285656		8.0	676	1.8	30.3	71	62.3	
K285657		10.1	816	1.8	30.3	170	57.7	
K285658		8.0	671	1.8	27.3	67	63.5	
K285659		8.4	890	1.8	28.2	129	59.4	
K285660		0.7	5	0.2	1.0	13	0.7	
K285661		4.7	203	1.5	22.2	560	65.4	
K285662		3.6	135	11.6	26.5	>10000	53.0	1.115
K285663		3.9	147	4.7	27.3	3610	55.8	
K285664		2.8	110	2.4	23.2	>10000	34.8	2.61

***** See Appendix Page for comments regarding this certificate *****

ALS Canada Ltd.
2103 Dollarton Hwy
North Vancouver BC V7H 0A7
Phone: 604 984 0221 Fax: 604 984 0218 www.alsglobal.com

To: **SILVER RANGE RESOURCES LTD.**
C/O ARCHER, CATHRO & ASSOCIATES (1981) LIMITED
1016- 510 W HASTINGS ST
VANCOUVER BC V6B 1L8

Finalized Date: 18- SEP- 2012
Account: RANSIL

Project: KEG (MAIN- GROUP 2)

CERTIFICATE OF ANALYSIS WH12204986

Method	CERTIFICATE COMMENTS
ME- MS61	REE's may not be totally soluble in this method.
ME- MS61	Interference: Samples with Ca> 10%on ICP- MS As. ICP- AES As results reported (5 ppm DL)

ALS Canada Ltd.

2103 Dollarton Hwy
North Vancouver BC V7H 0A7
Phone: 604 984 0221 Fax: 604 984 0218 www.alsglobal.com

To: **SILVER RANGE RESOURCES LTD.**
C/O ARCHER, CATHRO & ASSOCIATES (1981) LIMITED
1016-510 W HASTINGS ST
VANCOUVER BC V6B 1L8

Finalized Date: 17-SEP-2012
Account: RANSIL

CERTIFICATE WH12204987

Project: KEG (MAIN-GROUP 1)

P.O. No.: Batch 88

This report is for 36 Drill Core samples submitted to our lab in Whitehorse, YT, Canada on 31-AUG-2012.

The following have access to data associated with this certificate:

MATT DUMALA	JOAN MARIACHER	HEATHER SMITH

SAMPLE PREPARATION

ALS CODE	DESCRIPTION
WEI-21	Received Sample Weight
LOG-22	Sample login - Rcd w/o BarCode
CRU-31	Fine crushing - 70%<2mm
CRU-QC	Crushing QC Test
SPL-21	Split sample - riffle splitter
PUL-QC	Pulverizing QC Test
PUL-31	Pulverize split to 85%<75 um
LOG-22d	Sample login - Rcd w/o BarCode dup
SPL-21d	Split sample - duplicate
PUL-31d	Pulverize Split - duplicate
LOG-23	Pulp Login - Rcvd with Barcode

ANALYTICAL PROCEDURES

ALS CODE	DESCRIPTION	INSTRUMENT
Au-AA24	Au 50g FA AA finish	AAS
ME-OG62	Ore Grade Elements - Four Acid	ICP-AES
Sn-XRF05	Sn-Trace Level XRF Analysis	XRF
ME-MS61	48 element four acid ICP-MS	
Cu-OG62	Ore Grade Cu - Four Acid	VARIABLE
Zn-OG62	Ore Grade Zn - Four Acid	VARIABLE

To: **SILVER RANGE RESOURCES LTD.**
ATTN: JOAN MARIACHER
C/O ARCHER, CATHRO & ASSOCIATES (1981) LIMITED
1016-510 W HASTINGS ST
VANCOUVER BC V6B 1L8

This is the Final Report and supersedes any preliminary report with this certificate number. Results apply to samples as submitted. All pages of this report have been checked and approved for release.

***** See Appendix Page for comments regarding this certificate *****

Signature: 

Colin Ramshaw, Vancouver Laboratory Manager

ALS Canada Ltd.
2103 Dollarton Hwy
North Vancouver BC V7H 0A7
Phone: 604 984 0221 Fax: 604 984 0218 www.alsglobal.com

To: **SILVER RANGE RESOURCES LTD.**
C/O ARCHER, CATHRO & ASSOCIATES (1981) LIMITED
1016-510 W HASTINGS ST
VANCOUVER BC V6B 1L8

Finalized Date: 17-SEP-2012
Account: RANSIL

Project: KEG (MAIN-GROUP 1)

CERTIFICATE OF ANALYSIS WH12204987

Sample Description	Method	WEI-21	Au-AA24	Sn-XRF05	ME-MS61	ME-MS61	ME-MS61	ME-MS61	ME-MS61	ME-MS61	ME-MS61	ME-MS61	ME-MS61	ME-MS61	ME-MS61	ME-MS61
	Analyte	Recvd Wt.	Au	Sn	Ag	Al	As	Ba	Be	Bi	Ca	Cd	Ce	Co	Cr	Cs
	Units	kg	ppm	ppm	ppm	%	ppm	ppm	ppm	ppm	%	ppm	ppm	ppm	ppm	ppm
	LOR	0.02	0.005	5	0.01	0.01	0.2	10	0.05	0.01	0.01	0.02	0.01	0.1	1	0.05
K285665		7.55	<0.005	100	5.05	4.78	1030	1110	1.21	9.91	6.29	24.9	50.1	6.2	72	14.80
K285666		1.96	0.021	753	41.9	3.22	9560	30	0.84	33.2	10.20	994	24.7	20.3	29	0.66
K285667		6.04	<0.005	77	3.99	5.42	467	1310	1.41	8.49	6.67	15.50	50.0	8.8	119	15.90
K285668		2.41	0.036	470	93.7	3.11	2010	70	1.36	228	16.10	43.6	34.0	5.2	56	0.54
K285669		2.54	<0.005	<5	0.17	0.06	8	20	0.06	0.39	21.2	0.30	1.38	1.0	<1	0.13
K285670		4.25	0.006	302	13.35	3.87	3730	720	0.95	29.8	9.61	20.6	41.3	6.2	45	2.89
K285671		3.92	<0.005	164	13.80	4.29	1425	1430	0.99	26.3	7.88	24.4	45.3	5.5	60	6.80
K285672		4.55	<0.005	347	6.55	3.80	794	530	0.97	10.60	11.70	217	33.5	5.8	41	4.25
K285673		3.09	0.012	61	7.05	5.05	144.0	1130	1.38	16.20	6.86	32.4	57.0	9.2	87	11.90
K285674		7.06	0.007	110	13.30	4.77	299	1020	1.21	27.7	7.68	28.1	49.8	8.0	75	12.95
K285675		<0.02	0.005	104	13.10	4.72	276	1000	1.15	27.7	7.56	26.2	53.2	7.9	69	13.80
K285676		9.34	<0.005	140	14.55	4.85	535	1270	1.24	28.7	8.03	29.0	48.8	6.0	59	18.25
K285677		4.63	<0.005	207	12.35	3.96	3000	830	1.00	23.9	9.27	23.1	43.1	7.4	54	8.53
K285678		3.28	<0.005	137	5.04	4.05	862	1040	0.97	10.80	8.03	21.1	45.5	7.3	48	20.9
K285679		8.37	<0.005	123	1.04	4.02	1425	950	0.91	1.08	9.04	38.0	45.2	5.6	47	22.9
K285680		0.26	0.016	274	22.9	3.81	934	880	0.94	88.5	8.11	308	41.4	13.0	50	4.81
K285681		6.90	<0.005	63	0.81	4.12	1860	820	1.08	0.97	8.03	4.44	46.9	7.4	58	11.35
K285682		6.59	<0.005	33	0.74	5.07	34.0	1460	1.44	1.13	5.74	1.68	53.8	10.1	85	13.85
K285683		7.31	<0.005	135	1.69	4.55	61.1	1050	1.28	3.69	8.13	9.76	52.8	8.7	79	11.90
K285684		9.09	0.009	75	3.31	4.72	194.0	1250	1.38	7.01	8.21	4.31	53.7	8.2	80	12.25
K285685		0.26	0.016	271	22.4	3.82	916	1050	0.89	86.0	8.14	309	41.6	13.3	53	4.85
K285686		5.91	<0.005	86	10.90	4.41	193.0	1590	1.29	20.9	8.29	23.6	51.7	8.2	73	12.20
K285687		7.15	<0.005	153	5.86	3.68	139	550	0.92	12.95	14.20	16.20	42.5	4.8	65	2.50
K285688		5.09	<0.005	143	2.74	4.25	86.6	550	0.89	5.77	8.51	31.0	34.5	3.5	74	2.53
K285689		5.78	<0.005	142	5.05	4.18	148.5	1180	1.02	10.20	6.77	15.55	38.3	5.5	53	5.07
K285690		7.49	0.005	31	3.89	4.13	1390	1340	1.18	2.88	5.64	10.15	43.8	7.8	51	10.25
K285691		3.75	<0.005	82	5.61	4.01	1895	830	0.96	1.24	6.38	13.35	40.9	6.3	46	14.80
K285692		1.59	<0.005	45	1.52	4.12	636	790	0.88	0.87	6.51	9.30	39.1	6.0	47	17.75
K285693		4.06	<0.005	29	4.29	3.09	1535	790	0.93	11.90	7.43	4.96	37.7	6.0	35	7.77
K285694		7.87	0.006	8	0.64	4.10	106.0	590	1.03	1.01	4.17	0.81	40.9	8.0	71	6.92
K285695		8.37	0.007	9	0.32	4.89	48.0	790	1.23	0.49	4.36	0.21	50.9	8.1	61	7.82
K285696		8.22	0.013	9	0.34	4.34	81.6	620	1.06	0.44	6.07	0.45	45.0	7.1	57	11.00
K285697		8.39	0.006	10	0.39	4.47	21.0	800	1.30	0.46	4.53	0.54	46.8	8.5	68	5.95
K285698		2.13	<0.005	<5	0.01	0.05	5	120	0.06	0.03	20.3	0.07	1.64	1.1	<1	0.14
K285699		3.90	0.005	8	0.42	3.97	43.1	760	1.30	0.29	5.11	0.89	43.1	8.5	70	5.25
K285700		3.88	<0.005	102	2.92	4.30	40.0	1300	1.43	7.13	8.83	6.35	44.0	9.4	55	8.64

***** See Appendix Page for comments regarding this certificate *****

ALS Canada Ltd.
2103 Dollarton Hwy
North Vancouver BC V7H 0A7
Phone: 604 984 0221 Fax: 604 984 0218 www.alsglobal.com

To: **SILVER RANGE RESOURCES LTD.**
C/O ARCHER, CATHRO & ASSOCIATES (1981) LIMITED
1016-510 W HASTINGS ST
VANCOUVER BC V6B 1L8

Finalized Date: 17-SEP-2012
Account: RANSIL

Project: KEG (MAIN-GROUP 1)

CERTIFICATE OF ANALYSIS WH12204987

Sample Description	Method	ME-MS61	ME-MS61	ME-MS61	ME-MS61	ME-MS61	ME-MS61	ME-MS61	ME-MS61	ME-MS61	ME-MS61	ME-MS61	ME-MS61	ME-MS61	ME-MS61	ME-MS61
	Analyte	Cu	Fe	Ga	Ge	Hf	In	K	La	Li	Mg	Mn	Mo	Na	Nb	Ni
	Units	ppm	%	ppm	ppm	ppm	ppm	%	ppm	ppm	%	ppm	ppm	%	ppm	ppm
	LOR	0.2	0.01	0.05	0.05	0.1	0.005	0.01	0.5	0.2	0.01	5	0.05	0.01	0.1	0.2
K285665		388	2.36	13.95	0.17	1.6	0.324	2.33	27.3	25.4	2.06	1190	12.10	0.40	10.5	51.9
K285666		>10000	6.94	14.10	0.40	0.9	20.4	0.02	15.8	15.7	1.18	4000	9.87	0.01	7.6	40.2
K285667		484	2.28	15.35	0.18	1.9	0.151	2.43	27.5	34.2	2.09	956	23.6	0.49	11.6	71.0
K285668		261	4.80	15.90	0.40	0.9	0.758	0.11	21.2	54.6	3.19	5200	9.32	0.03	6.8	36.1
K285669		5.7	0.48	0.22	<0.05	<0.1	<0.005	0.02	0.7	1.0	12.95	207	0.39	0.01	0.4	3.1
K285670		140.0	2.80	11.90	0.18	1.3	0.383	1.37	23.9	42.2	2.49	2750	3.82	0.18	8.0	42.4
K285671		250	2.25	11.45	0.16	1.5	0.392	1.78	24.9	55.1	2.50	1700	12.10	0.25	9.5	58.9
K285672		1565	3.69	12.30	0.16	1.1	3.82	0.38	18.9	65.1	2.80	3940	5.91	0.12	7.3	40.3
K285673		203	2.65	14.85	0.22	2.0	0.261	2.56	32.0	37.0	2.80	1150	9.21	0.49	10.7	62.5
K285674		437	2.65	13.20	0.22	1.7	0.659	2.37	28.2	29.2	2.72	1400	4.66	0.40	10.4	48.9
K285675		408	2.55	13.80	0.24	1.8	0.655	2.37	30.6	29.8	2.68	1350	4.67	0.39	10.6	48.9
K285676		261	2.53	13.60	0.20	1.6	0.591	2.03	26.4	33.6	2.41	1680	7.02	0.33	10.6	41.3
K285677		708	3.13	11.35	0.19	1.3	0.571	1.42	23.6	38.5	2.92	2270	6.21	0.18	8.9	39.8
K285678		301	2.51	11.40	0.17	1.5	0.348	1.76	25.3	36.6	2.76	1680	4.96	0.22	9.2	45.4
K285679		375	1.98	10.75	0.14	1.3	0.785	1.22	24.4	36.1	2.04	1640	5.55	0.17	9.4	49.4
K285680		1920	5.71	12.40	0.32	1.2	23.0	1.36	21.9	28.2	2.09	2640	14.05	0.16	8.6	54.1
K285681		244	2.52	12.55	0.15	1.5	0.134	1.84	25.3	36.5	3.23	1400	4.75	0.24	9.4	62.1
K285682		243	2.31	14.85	0.19	1.9	0.065	2.60	30.4	41.3	2.50	611	13.05	0.30	10.9	85.9
K285683		139.5	2.59	14.05	0.19	1.9	0.217	2.06	30.6	78.8	2.75	1440	11.10	0.25	10.9	76.5
K285684		153.5	2.27	13.60	0.20	1.9	0.083	2.41	31.1	44.0	2.51	842	9.11	0.28	10.7	68.8
K285685		1935	5.70	12.65	0.34	1.2	23.3	1.35	22.0	28.9	2.09	2650	14.15	0.16	8.5	53.7
K285686		289	2.51	12.30	0.21	1.7	0.364	1.98	30.6	45.3	2.60	1220	10.45	0.23	10.0	64.0
K285687		244	2.40	11.30	0.18	1.3	0.389	0.93	23.5	31.0	0.88	1820	9.25	0.03	8.0	34.4
K285688		263	1.78	13.15	0.15	1.5	0.467	1.09	18.8	20.0	0.73	1100	10.95	0.04	9.2	30.1
K285689		322	2.21	11.05	0.16	1.4	0.277	1.96	19.9	35.1	1.00	869	7.08	0.09	8.8	38.5
K285690		438	2.21	11.05	0.17	1.4	0.146	1.91	21.7	30.4	1.89	537	3.29	0.20	9.2	47.4
K285691		2130	2.12	10.65	0.15	1.4	0.576	1.36	20.5	22.7	2.13	565	1.76	0.22	9.2	58.9
K285692		484	1.83	10.70	0.14	1.3	0.209	1.20	19.2	21.6	2.18	579	1.65	0.24	9.4	33.4
K285693		563	2.16	8.63	0.15	1.1	0.167	1.18	20.1	32.5	3.10	648	2.57	0.17	6.4	31.7
K285694		110.5	1.84	11.10	0.18	1.4	0.025	1.72	21.0	42.2	1.77	244	5.10	0.15	7.6	46.3
K285695		68.2	1.91	13.60	0.19	1.8	0.018	1.98	24.7	41.1	2.06	268	2.61	0.17	10.3	49.3
K285696		99.2	1.90	12.30	0.16	1.5	0.023	1.60	23.3	30.5	3.03	369	1.49	0.15	8.1	42.6
K285697		89.0	1.99	12.75	0.17	1.7	0.025	1.81	23.8	34.0	2.44	277	1.94	0.15	8.7	55.5
K285698		2.5	0.42	0.17	<0.05	<0.1	<0.005	0.02	0.8	1.2	12.35	184	0.09	<0.01	0.3	3.2
K285699		91.6	2.07	12.30	0.15	1.5	0.032	1.65	23.6	35.0	2.28	309	2.07	0.13	8.1	47.8
K285700		88.5	2.22	13.75	0.15	1.5	0.172	1.87	24.9	46.0	1.59	1060	2.11	0.10	9.1	51.8

***** See Appendix Page for comments regarding this certificate *****

ALS Canada Ltd.
2103 Dollarton Hwy
North Vancouver BC V7H 0A7
Phone: 604 984 0221 Fax: 604 984 0218 www.alsglobal.com

To: **SILVER RANGE RESOURCES LTD.**
C/O ARCHER, CATHRO & ASSOCIATES (1981) LIMITED
1016-510 W HASTINGS ST
VANCOUVER BC V6B 1L8

Finalized Date: 17-SEP-2012
Account: RANSIL

Project: KEG (MAIN-GROUP 1)

CERTIFICATE OF ANALYSIS WH12204987

Sample Description	Method	ME-MS61	ME-MS61	ME-MS61	ME-MS61	ME-MS61	ME-MS61	ME-MS61	ME-MS61	ME-MS61	ME-MS61	ME-MS61	ME-MS61	ME-MS61	ME-MS61	ME-MS61
	Analyte	P	Pb	Rb	Re	S	Sb	Sc	Se	Sn	Sr	Ta	Te	Th	Ti	Tl
	Units	ppm	ppm	ppm	ppm	%	ppm	ppm	ppm	ppm	ppm	ppm	ppm	ppm	%	ppm
	LOR	10	0.5	0.1	0.002	0.01	0.05	0.1	1	0.2	0.2	0.05	0.05	0.2	0.005	0.02
K285665		1570	331	124.5	0.013	0.62	6.14	9.7	13	85.6	308	0.77	0.07	8.5	0.308	1.02
K285666		830	1370	1.8	0.011	6.56	15.35	3.5	89	>500	38.6	0.55	0.36	6.0	0.226	0.20
K285667		1850	267	134.5	0.028	0.75	9.03	11.1	19	78.9	332	0.89	0.08	9.8	0.348	1.18
K285668		1520	5910	7.2	0.005	0.88	28.4	5.6	94	438	53.2	0.51	0.51	5.7	0.212	0.60
K285669		190	12.6	1.2	<0.002	<0.01	0.10	0.2	1	0.8	51.9	<0.05	<0.05	<0.2	<0.005	<0.02
K285670		1430	951	68.4	0.009	0.45	9.34	7.1	23	269	197.5	0.60	0.18	6.8	0.256	0.68
K285671		1590	1240	96.2	0.012	0.40	10.75	8.4	24	137.0	292	0.73	0.13	8.0	0.287	0.93
K285672		1650	408	24.1	0.009	1.29	12.15	5.8	20	318	153.5	0.55	0.07	5.9	0.231	0.23
K285673		2930	677	141.5	0.020	0.79	4.45	10.8	30	60.3	297	0.85	0.11	9.6	0.317	1.47
K285674		2140	1280	125.0	0.008	0.83	4.20	9.5	34	90.6	261	0.75	0.16	8.8	0.304	1.18
K285675		2140	1220	132.0	0.007	0.78	4.36	10.0	34	93.5	258	0.78	0.16	9.2	0.299	1.18
K285676		1800	1580	112.0	0.008	0.42	5.04	8.8	23	116.0	298	0.80	0.16	8.6	0.316	1.16
K285677		2190	1100	79.4	0.010	0.56	6.06	6.8	24	177.0	161.0	0.68	0.25	7.5	0.267	0.79
K285678		1980	419	93.4	0.006	0.41	3.32	7.7	15	118.5	191.5	0.70	0.08	7.9	0.281	0.92
K285679		1750	26.6	71.4	0.010	0.28	5.43	7.1	9	102.5	222	0.70	0.06	7.5	0.281	0.66
K285680		850	1560	70.4	0.016	2.61	8.68	6.4	55	216	167.5	0.61	0.44	6.6	0.248	0.64
K285681		1660	17.3	97.4	0.009	0.48	5.38	8.6	14	57.1	195.0	0.70	0.07	7.7	0.274	0.78
K285682		2460	24.3	139.5	0.016	0.95	4.22	10.4	16	30.0	266	0.84	0.07	9.3	0.318	1.25
K285683		3760	134.0	119.0	0.013	0.57	5.01	9.7	14	121.5	201	0.81	0.07	9.0	0.308	1.01
K285684		3500	424	131.0	0.010	0.80	15.60	9.9	20	74.8	303	0.81	0.09	9.1	0.313	1.11
K285685		860	1570	72.4	0.018	2.60	8.60	6.5	55	216	168.0	0.65	0.48	6.9	0.253	0.64
K285686		3490	1440	105.5	0.011	0.77	6.58	9.1	32	80.6	242	0.75	0.14	8.6	0.299	1.02
K285687		2400	634	49.7	0.004	1.05	16.40	7.2	23	125.0	134.0	0.59	0.10	6.6	0.238	0.52
K285688		2860	357	56.7	0.002	0.62	12.80	7.6	17	122.5	116.0	0.68	0.06	7.6	0.282	0.58
K285689		1040	428	101.5	0.009	0.81	10.45	7.1	16	118.0	162.0	0.69	0.09	7.0	0.269	1.13
K285690		680	89.9	102.5	0.007	0.81	22.0	7.8	20	25.9	182.0	0.70	0.10	7.5	0.269	0.94
K285691		600	19.4	70.0	0.004	0.86	4.25	6.9	15	73.3	192.0	0.70	0.07	7.5	0.271	0.67
K285692		610	14.5	61.2	0.004	0.52	2.38	7.0	11	35.9	203	0.70	<0.05	7.1	0.276	0.54
K285693		630	58.1	65.1	0.006	0.59	5.43	5.9	14	24.0	146.0	0.49	0.16	5.5	0.198	0.57
K285694		820	21.3	103.5	0.014	0.72	4.41	8.5	22	5.4	130.0	0.59	0.09	6.7	0.237	0.95
K285695		600	8.2	114.5	0.009	0.80	3.75	9.7	19	4.4	175.5	0.75	0.08	8.5	0.296	1.11
K285696		520	12.6	91.8	0.007	0.69	5.07	9.0	15	5.9	167.5	0.63	0.07	7.4	0.250	0.80
K285697		550	11.5	112.5	0.011	0.78	4.52	10.1	16	4.4	150.5	0.67	0.13	8.0	0.259	1.04
K285698		220	1.7	1.2	<0.002	<0.01	<0.05	0.2	1	<0.2	53.7	<0.05	<0.05	<0.2	<0.005	<0.02
K285699		630	6.4	86.0	0.008	0.65	4.68	9.5	12	4.8	154.5	0.56	0.08	6.2	0.231	0.72
K285700		690	260	124.0	0.008	0.35	26.5	9.1	11	80.0	215	0.61	0.10	6.7	0.246	0.90

***** See Appendix Page for comments regarding this certificate *****

ALS Canada Ltd.
2103 Dollarton Hwy
North Vancouver BC V7H 0A7
Phone: 604 984 0221 Fax: 604 984 0218 www.alsglobal.com

To: **SILVER RANGE RESOURCES LTD.**
C/ O ARCHER, CATHRO & ASSOCIATES (1981) LIMITED
1016- 510 W HASTINGS ST
VANCOUVER BC V6B 1L8

Finalized Date: 17- SEP- 2012
Account: RANSIL

Project: KEG (MAIN- GROUP 1)

CERTIFICATE OF ANALYSIS WH12204987

Sample Description	Method / Analyte / Units / LOR	ME- MS61 U ppm 0.1	ME- MS61 V ppm 1	ME- MS61 W ppm 0.1	ME- MS61 Y ppm 0.1	ME- MS61 Zn ppm 2	ME- MS61 Zr ppm 0.5	Cu- OG62 Cu % 0.001	Zn- OG62 Zn % 0.001
K285665		4.3	200	1.1	31.1	1280	55.2		
K285666		3.7	182	1.5	23.4	>10000	25.1	1.320	5.46
K285667		6.3	406	4.2	33.7	842	69.2		
K285668		3.7	128	1.2	28.0	2610	27.0		
K285669		0.6	2	0.1	1.1	30	0.7		
K285670		3.1	107	0.9	28.2	1200	44.0		
K285671		4.3	191	1.5	28.7	1380	50.9		
K285672		3.0	112	2.6	25.3	>10000	36.5		1.285
K285673		4.9	162	1.9	40.1	1280	68.3		
K285674		3.8	131	14.3	34.8	1600	59.8		
K285675		4.0	127	14.4	36.5	1440	61.6		
K285676		3.5	133	1.5	32.7	1630	53.4		
K285677		3.4	110	1.3	32.8	1450	42.6		
K285678		3.4	116	1.5	29.6	1070	46.6		
K285679		3.5	135	1.1	30.0	1740	48.1		
K285680		3.3	109	4.8	23.1	>10000	42.9		1.420
K285681		3.2	125	1.0	30.0	344	52.8		
K285682		4.5	199	1.3	35.6	114	68.1		
K285683		4.8	176	4.6	41.8	599	67.1		
K285684		4.6	166	1.7	41.2	336	67.7		
K285685		3.5	107	4.8	23.7	>10000	44.2		1.410
K285686		4.5	178	2.2	38.1	1260	61.0		
K285687		3.5	141	4.4	32.4	975	47.6		
K285688		3.6	171	4.1	23.1	1630	53.2		
K285689		2.6	111	3.2	25.5	1300	44.9		
K285690		2.6	91	2.1	23.3	527	47.6		
K285691		2.2	67	1.0	22.8	696	45.4		
K285692		2.1	65	1.0	22.5	516	45.9		
K285693		2.7	62	0.8	20.3	296	40.5		
K285694		3.0	105	1.1	22.4	79	49.3		
K285695		2.7	90	1.0	26.5	39	63.9		
K285696		2.4	79	1.2	24.7	55	53.3		
K285697		2.8	91	0.9	26.1	63	59.4		
K285698		0.7	2	0.1	1.0	14	<0.5		
K285699		2.6	82	0.9	23.6	125	53.8		
K285700		2.6	79	2.5	24.0	493	54.6		

***** See Appendix Page for comments regarding this certificate *****

ALS Canada Ltd.
2103 Dollarton Hwy
North Vancouver BC V7H 0A7
Phone: 604 984 0221 Fax: 604 984 0218 www.alsglobal.com

To: **SILVER RANGE RESOURCES LTD.**
C/O ARCHER, CATHRO & ASSOCIATES (1981) LIMITED
1016-510 W HASTINGS ST
VANCOUVER BC V6B 1L8

Page: Appendix 1
Total # Appendix Pages: 1
Finalized Date: 17-SEP-2012
Account: RANSIL

Project: KEG (MAIN-GROUP 1)

CERTIFICATE OF ANALYSIS WH12204987

Method	CERTIFICATE COMMENTS
ME-MS61	REE's may not be totally soluble in this method.
ME-MS61	Interference: Samples with Ca>10%on ICP-MS As. ICP-AES As results reported (5 ppm DL)

ALS Canada Ltd.

2103 Dollarton Hwy
North Vancouver BC V7H 0A7
Phone: 604 984 0221 Fax: 604 984 0218 www.alsglobal.com

To: **SILVER RANGE RESOURCES LTD.**
C/O ARCHER, CATHRO & ASSOCIATES (1981) LIMITED
1016-510 W HASTINGS ST
VANCOUVER BC V6B 1L8

Finalized Date: 17-SEP-2012
Account: RANSIL

CERTIFICATE WH12204988

Project: SNAP-Group 5

P.O. No.: Batch 42

This report is for 36 Drill Core samples submitted to our lab in Whitehorse, YT, Canada on 31-AUG-2012.

The following have access to data associated with this certificate:

MATT DUMALA	JOAN MARIACHER	HEATHER SMITH

SAMPLE PREPARATION

ALS CODE	DESCRIPTION
WEI-21	Received Sample Weight
LOG-22	Sample login - Rcd w/o BarCode
CRU-31	Fine crushing - 70%<2mm
CRU-QC	Crushing QC Test
SPL-21	Split sample - riffle splitter
PUL-QC	Pulverizing QC Test
PUL-31	Pulverize split to 85%<75 um
LOG-22d	Sample login - Rcd w/o BarCode dup
SPL-21d	Split sample - duplicate
PUL-31d	Pulverize Split - duplicate
LOG-23	Pulp Login - Rcvd with Barcode

ANALYTICAL PROCEDURES

ALS CODE	DESCRIPTION	INSTRUMENT
Au-AA24	Au 50g FA AA finish	AAS
ME-OG62	Ore Grade Elements - Four Acid	ICP-AES
Sn-XRF05	Sn-Trace Level XRF Analysis	XRF
ME-MS61	48 element four acid ICP-MS	
Ag-OG62	Ore Grade Ag - Four Acid	VARIABLE
Pb-OG62	Ore Grade Pb - Four Acid	VARIABLE
Zn-OG62	Ore Grade Zn - Four Acid	VARIABLE

To: **SILVER RANGE RESOURCES LTD.**
ATTN: JOAN MARIACHER
C/O ARCHER, CATHRO & ASSOCIATES (1981) LIMITED
1016-510 W HASTINGS ST
VANCOUVER BC V6B 1L8

This is the Final Report and supersedes any preliminary report with this certificate number. Results apply to samples as submitted. All pages of this report have been checked and approved for release.

***** See Appendix Page for comments regarding this certificate *****

Signature:

Colin Ramshaw, Vancouver Laboratory Manager

ALS Canada Ltd.
2103 Dollarton Hwy
North Vancouver BC V7H 0A7
Phone: 604 984 0221 Fax: 604 984 0218 www.alsglobal.com

To: **SILVER RANGE RESOURCES LTD.**
C/O ARCHER, CATHRO & ASSOCIATES (1981) LIMITED
1016-510 W HASTINGS ST
VANCOUVER BC V6B 1L8

Finalized Date: 17-SEP-2012
Account: RANSIL

Project: SNAP-Group 5

CERTIFICATE OF ANALYSIS WH12204988

Sample Description	Method / Analyte / Units / LOR	WEI-21 Recvd Wt. kg 0.02	Au-AA24 Au ppm 0.005	Sn-XRF05 Sn ppm 5	ME-MS61 Ag ppm 0.01	ME-MS61 Al % 0.01	ME-MS61 As ppm 0.2	ME-MS61 Ba ppm 10	ME-MS61 Be ppm 0.05	ME-MS61 Bi ppm 0.01	ME-MS61 Ca % 0.01	ME-MS61 Cd ppm 0.02	ME-MS61 Ce ppm 0.01	ME-MS61 Co ppm 0.1	ME-MS61 Cr ppm 1	ME-MS61 Cs ppm 0.05
M389596		1.51	<0.005	24	1.04	7.25	25.6	420	5.73	1.01	0.42	0.31	42.0	3.6	10	17.50
M389597		2.37	<0.005	34	1.77	6.94	581	410	5.01	1.64	0.47	1.63	56.3	4.9	10	16.85
M389598		2.22	<0.005	29	0.79	8.01	173.5	460	6.58	0.76	0.18	4.56	56.7	2.9	9	20.7
M389599		0.40	0.029	1080	31.9	0.68	4640	20	3.07	0.16	0.05	178.5	13.10	38.1	2	2.92
M389600		2.67	<0.005	5	0.08	0.13	8	40	0.11	<0.01	21.4	0.30	1.52	1.2	<1	1.21
M389601		1.94	<0.005	61	4.39	7.14	1250	400	4.81	1.26	0.23	6.47	56.2	3.9	10	17.15
M389602		2.30	<0.005	31	0.92	6.90	100.5	390	5.34	0.88	0.19	0.81	55.7	2.6	9	19.90
M389603		4.23	<0.005	60	1.38	6.95	457	350	4.62	0.67	0.13	3.69	55.7	2.9	11	22.0
M389604		5.18	<0.005	17	0.36	7.47	62.3	500	4.13	0.56	0.14	1.95	59.3	2.5	9	16.45
M389605		2.45	<0.005	14	0.18	7.82	26.9	520	4.60	0.89	0.29	0.22	62.3	4.5	9	11.20
M389606		0.26	0.095	7	60.3	4.86	2190	620	0.73	3.97	7.05	126.5	28.3	13.6	41	2.68
M389607		2.93	<0.005	8	0.12	7.50	7.3	530	5.09	0.57	0.49	0.19	62.9	3.7	9	10.50
M389608		3.82	<0.005	20	1.32	7.28	373	510	4.23	0.62	0.35	6.82	62.8	4.4	9	12.45
M389609		3.40	<0.005	11	0.50	7.51	14.5	550	4.80	0.85	0.51	0.79	62.9	3.6	10	14.10
M389610		3.45	<0.005	15	0.57	7.70	86.8	590	4.39	0.80	0.28	1.40	65.9	4.1	8	20.2
M389611		3.83	<0.005	20	0.89	6.94	45.2	490	5.20	1.34	0.25	1.23	63.3	3.0	11	14.65
M389612		1.89	<0.005	8	0.03	7.22	2.0	530	5.48	0.87	0.85	0.05	74.8	2.5	9	12.25
M389613		2.88	<0.005	14	0.16	6.72	2.1	510	5.62	0.83	0.54	0.06	68.0	3.3	8	14.20
M389614		5.25	<0.005	44	2.98	7.01	35.5	450	5.41	1.33	0.90	5.76	62.5	3.2	12	19.50
M389615		2.32	<0.005	45	4.70	6.68	132.5	410	5.06	1.31	0.79	12.60	60.5	4.3	9	19.20
M389616		4.70	<0.005	12	0.11	7.12	1.9	560	5.89	0.77	1.27	0.08	65.5	3.2	11	12.30
M389617		3.95	<0.005	25	1.72	6.12	335	430	4.19	0.65	0.71	6.43	58.3	2.6	9	13.35
M389618		2.03	<0.005	41	0.87	7.20	13.5	580	4.85	0.84	0.50	2.05	73.9	3.3	12	15.15
M389619		<0.02	<0.005	39	1.09	7.07	13.0	560	4.75	0.72	0.49	2.14	71.2	3.2	10	15.25
M389620		3.41	<0.005	12	0.34	7.18	4.5	560	5.22	0.96	1.23	0.07	69.9	2.6	11	12.10
M389621		5.73	<0.005	9	0.08	7.02	2.1	520	5.48	0.57	1.22	0.05	69.4	2.8	11	12.00
M389622		5.43	<0.005	24	0.25	7.14	20.4	540	5.14	0.68	1.10	0.50	68.4	2.9	12	12.00
M389623		4.86	<0.005	11	0.03	7.12	2.2	530	5.03	0.66	1.15	0.05	66.1	3.0	12	9.08
M389624		3.09	<0.005	15	0.11	7.12	2.7	540	5.09	0.63	1.20	0.09	70.8	3.4	13	13.60
M389625		2.59	<0.005	13	0.13	7.21	2.4	550	5.11	0.58	1.29	0.12	70.9	3.0	13	12.80
M389626		2.25	<0.005	11	0.10	7.37	9.5	580	5.30	0.60	1.09	0.09	71.2	3.1	12	14.10
M389627		0.26	0.089	10	60.5	4.72	2130	600	0.82	4.56	6.91	128.5	28.0	14.1	41	3.20
M389628		2.20	<0.005	43	1.68	7.07	147.0	380	4.39	0.61	0.18	2.98	65.0	3.3	10	17.65
M389629		0.73	0.750	111	>100	0.91	>10000	40	1.90	0.55	0.05	32.5	22.8	12.1	12	6.40
M389630		2.92	<0.005	<5	0.18	0.08	29	20	0.17	0.02	21.4	0.12	1.31	1.1	<1	0.21
M389631		2.48	<0.005	38	2.42	7.26	192.5	460	4.41	0.52	0.21	3.48	70.8	3.9	13	16.40

***** See Appendix Page for comments regarding this certificate *****

ALS Canada Ltd.
2103 Dollarton Hwy
North Vancouver BC V7H 0A7
Phone: 604 984 0221 Fax: 604 984 0218 www.alsglobal.com

To: **SILVER RANGE RESOURCES LTD.**
C/O ARCHER, CATHRO & ASSOCIATES (1981) LIMITED
1016-510 W HASTINGS ST
VANCOUVER BC V6B 1L8

Finalized Date: 17-SEP-2012
Account: RANSIL

Project: SNAP-Group 5

CERTIFICATE OF ANALYSIS WH12204988

Sample Description	Method	ME-MS61	ME-MS61	ME-MS61	ME-MS61	ME-MS61	ME-MS61	ME-MS61	ME-MS61	ME-MS61	ME-MS61	ME-MS61	ME-MS61	ME-MS61	ME-MS61	ME-MS61
	Analyte	Cu	Fe	Ga	Ge	Hf	In	K	La	Li	Mg	Mn	Mo	Na	Nb	Ni
	Units	ppm	%	ppm	ppm	ppm	ppm	%	ppm	ppm	%	ppm	ppm	%	ppm	ppm
	LOR	0.2	0.01	0.05	0.05	0.1	0.005	0.01	0.5	0.2	0.01	5	0.05	0.01	0.1	0.2
M389596		27.3	1.69	24.6	0.14	1.4	0.168	4.32	18.8	49.9	0.23	2860	0.35	0.83	10.9	5.3
M389597		29.2	1.76	22.7	0.11	1.4	0.986	4.09	27.2	28.3	0.31	1970	0.31	0.49	9.3	6.5
M389598		36.1	2.76	23.7	0.14	1.7	1.405	4.84	27.3	56.3	0.29	1100	0.24	0.24	10.4	4.2
M389599		705	26.6	2.52	0.11	0.1	41.4	0.23	6.0	10.1	0.03	753	0.32	0.01	0.7	49.8
M389600		7.8	0.52	0.56	<0.05	<0.1	0.051	0.08	0.7	1.9	13.25	219	<0.05	0.01	0.7	2.2
M389601		33.0	3.17	21.3	0.13	1.4	0.824	3.87	26.9	52.3	0.29	1190	0.31	0.27	9.9	4.7
M389602		22.6	2.08	20.9	0.12	1.7	0.261	3.96	26.9	36.9	0.23	885	0.35	0.66	8.9	3.2
M389603		28.0	2.06	22.4	0.11	1.5	0.894	3.94	27.2	48.7	0.25	594	0.22	0.14	8.5	3.5
M389604		10.1	1.57	24.6	0.13	1.7	0.063	4.43	28.3	57.9	0.24	959	0.25	0.18	9.7	2.8
M389605		14.1	1.59	25.0	0.14	1.8	0.045	4.14	30.1	38.8	0.27	1300	0.34	1.03	10.6	4.4
M389606		1070	3.86	11.05	0.13	1.4	0.088	1.38	14.5	15.7	0.71	2900	5.34	1.26	4.4	27.7
M389607		8.2	1.67	23.8	0.13	1.8	0.045	3.79	30.7	41.2	0.33	1190	0.39	1.43	12.1	4.0
M389608		43.6	2.80	23.6	0.13	1.8	0.600	3.84	31.0	74.5	0.28	1220	0.34	0.74	12.0	4.4
M389609		8.3	1.60	26.9	0.19	1.8	0.036	3.95	31.5	36.0	0.29	1000	0.50	1.71	11.1	3.4
M389610		9.1	1.55	28.3	0.20	1.8	0.056	4.21	32.4	39.4	0.31	984	0.43	0.83	12.0	3.7
M389611		9.6	1.18	26.8	0.18	1.9	0.088	4.08	31.6	75.6	0.27	713	0.57	0.52	9.3	2.9
M389612		3.8	1.34	26.9	0.21	2.2	0.034	3.87	38.2	45.7	0.34	515	0.36	2.01	9.0	2.8
M389613		4.3	1.28	26.2	0.20	2.1	0.034	3.91	33.6	34.7	0.27	731	0.37	1.55	9.2	2.5
M389614		31.6	2.83	26.3	0.22	1.7	0.264	4.16	31.2	55.9	0.35	1560	0.94	0.65	9.7	2.9
M389615		61.5	4.04	25.6	0.24	1.6	0.482	3.94	30.4	41.4	0.34	1540	0.83	0.50	9.7	3.1
M389616		4.2	1.37	28.8	0.19	1.9	0.039	3.81	31.7	47.8	0.33	649	0.40	1.90	12.3	3.2
M389617		41.6	2.27	23.2	0.21	1.6	0.683	3.40	29.6	47.0	0.26	765	0.34	1.09	8.7	2.5
M389618		22.5	2.39	27.9	0.22	2.0	0.192	4.26	36.7	56.3	0.32	1220	0.43	1.10	10.2	4.1
M389619		37.6	2.56	26.8	0.22	1.9	0.188	4.15	36.0	55.0	0.31	1190	0.36	1.04	10.0	3.9
M389620		17.3	1.36	27.9	0.21	2.2	0.036	3.99	34.6	42.1	0.33	632	0.39	1.88	9.8	2.8
M389621		2.9	1.33	28.1	0.22	2.1	0.033	3.78	34.4	52.0	0.34	412	0.34	1.93	9.5	3.2
M389622		8.1	1.46	28.3	0.21	1.8	0.122	3.84	34.2	54.2	0.36	620	0.37	1.72	10.1	3.4
M389623		4.4	1.37	28.5	0.21	1.8	0.034	3.77	32.8	78.7	0.37	301	0.35	2.11	10.5	3.4
M389624		13.9	1.57	27.7	0.23	1.8	0.039	3.49	35.4	57.0	0.37	364	0.39	1.95	10.9	4.3
M389625		5.1	1.45	28.1	0.21	2.0	0.035	3.96	34.6	48.1	0.38	481	0.34	2.07	11.0	3.6
M389626		7.6	1.63	27.8	0.21	1.9	0.037	4.15	35.1	74.3	0.35	864	0.46	1.63	10.1	3.8
M389627		1030	3.75	12.55	0.20	1.4	0.076	1.32	14.8	16.3	0.69	2840	5.35	1.23	4.4	27.2
M389628		42.2	2.28	25.9	0.21	1.7	0.258	3.67	32.5	56.5	0.25	1150	0.32	0.12	10.0	4.3
M389629		529	14.95	3.79	0.35	0.2	3.52	0.37	11.8	59.1	0.03	479	0.36	0.04	1.5	7.2
M389630		4.4	0.48	0.31	0.07	<0.1	0.010	0.03	0.6	1.5	13.25	210	0.10	<0.01	0.3	2.0
M389631		34.5	2.74	24.9	0.20	1.7	1.145	4.01	34.9	96.4	0.31	2140	0.30	0.12	9.8	4.7

***** See Appendix Page for comments regarding this certificate *****

ALS Canada Ltd.
2103 Dollarton Hwy
North Vancouver BC V7H 0A7
Phone: 604 984 0221 Fax: 604 984 0218 www.alsglobal.com

To: **SILVER RANGE RESOURCES LTD.**
C/O ARCHER, CATHRO & ASSOCIATES (1981) LIMITED
1016-510 W HASTINGS ST
VANCOUVER BC V6B 1L8

Finalized Date: 17-SEP-2012
Account: RANSIL

Project: SNAP-Group 5

CERTIFICATE OF ANALYSIS WH12204988

Sample Description	Method	ME-MS61	ME-MS61	ME-MS61	ME-MS61	ME-MS61	ME-MS61	ME-MS61	ME-MS61	ME-MS61	ME-MS61	ME-MS61	ME-MS61	ME-MS61	ME-MS61	ME-MS61
	Analyte	P	Pb	Rb	Re	S	Sb	Sc	Se	Sn	Sr	Ta	Te	Th	Ti	Tl
	Units	ppm	ppm	ppm	ppm	%	ppm	ppm	ppm	ppm	ppm	ppm	ppm	ppm	%	ppm
	LOR	10	0.5	0.1	0.002	0.01	0.05	0.1	1	0.2	0.2	0.05	0.05	0.2	0.005	0.02
M389596		610	119.5	387	<0.002	0.15	1.02	4.8	1	18.7	74.2	1.76	<0.05	9.8	0.137	4.69
M389597		530	323	383	<0.002	0.68	2.59	4.3	1	37.3	58.6	0.97	0.05	12.4	0.157	5.81
M389598		690	121.5	470	<0.002	0.64	1.46	4.2	1	27.0	72.1	1.17	<0.05	12.3	0.163	7.03
M389599		450	8400	28.9	0.002	>10.0	53.9	0.4	2	426	36.1	0.06	<0.05	1.3	0.012	6.12
M389600		180	10.7	7.8	<0.002	0.03	0.13	0.2	2	0.8	49.5	0.05	<0.05	<0.2	<0.005	0.06
M389601		550	1795	364	<0.002	1.14	9.34	4.6	1	50.1	87.2	1.09	<0.05	12.8	0.157	6.60
M389602		490	226	366	<0.002	0.62	5.24	3.6	1	27.2	77.7	1.19	<0.05	13.2	0.139	6.70
M389603		450	357	392	<0.002	0.92	7.98	5.0	1	40.0	55.2	0.78	<0.05	12.9	0.160	7.68
M389604		550	110.0	356	<0.002	0.21	2.38	5.3	1	13.1	83.5	0.86	<0.05	13.8	0.188	5.24
M389605		570	44.6	303	<0.002	0.04	0.78	5.8	1	9.2	112.0	1.02	<0.05	14.1	0.194	3.04
M389606		660	>10000	65.7	0.002	2.73	47.4	8.4	5	3.1	454	0.32	0.20	3.9	0.218	0.81
M389607		540	51.3	282	<0.002	0.04	0.36	5.2	1	8.1	136.5	1.07	<0.05	14.3	0.198	2.47
M389608		580	425	314	<0.002	1.68	7.94	4.7	1	20.2	110.5	1.04	<0.05	14.1	0.192	5.01
M389609		560	188.5	287	<0.002	0.13	0.94	4.7	1	9.8	150.5	0.97	<0.05	14.7	0.187	2.52
M389610		580	131.0	345	<0.002	0.30	1.75	4.8	1	11.8	100.5	1.07	<0.05	15.0	0.195	4.48
M389611		550	186.5	329	<0.002	0.18	1.55	4.7	1	15.1	87.3	0.76	<0.05	15.3	0.160	3.24
M389612		600	42.1	267	<0.002	0.01	0.16	5.1	1	7.3	178.0	0.82	<0.05	18.4	0.166	1.90
M389613		570	41.7	279	<0.002	0.03	0.36	4.9	1	9.5	135.0	0.84	<0.05	16.4	0.159	2.43
M389614		570	1195	373	<0.002	1.44	3.03	4.9	1	37.7	92.1	0.89	<0.05	14.1	0.168	4.94
M389615		550	1875	366	<0.002	2.71	5.00	4.8	2	41.0	79.8	0.87	<0.05	13.6	0.162	5.39
M389616		600	41.6	277	<0.002	0.06	0.23	5.1	1	7.7	178.5	1.14	<0.05	14.1	0.203	2.27
M389617		500	525	286	<0.002	1.28	4.58	4.3	1	18.6	117.0	0.86	<0.05	14.1	0.147	3.85
M389618		540	206	354	<0.002	0.81	0.80	4.7	1	30.2	129.0	0.94	<0.05	17.2	0.185	4.04
M389619		510	205	355	<0.002	1.01	0.85	4.6	1	31.0	127.5	0.88	<0.05	16.4	0.179	4.03
M389620		550	45.3	278	<0.002	0.02	0.28	4.8	1	7.1	187.0	0.93	<0.05	16.0	0.177	2.32
M389621		530	42.7	269	<0.002	0.02	0.18	4.9	1	6.9	185.5	1.01	<0.05	16.6	0.180	2.14
M389622		530	88.8	287	<0.002	0.12	0.45	5.5	1	13.0	174.0	0.98	<0.05	15.2	0.190	2.51
M389623		530	41.6	251	<0.002	0.01	0.08	5.5	1	6.9	196.5	0.99	<0.05	15.7	0.195	1.62
M389624		510	51.0	251	<0.002	0.09	0.19	5.7	1	8.4	193.0	1.08	<0.05	16.2	0.202	1.90
M389625		560	49.0	285	<0.002	0.03	0.18	5.3	1	8.7	188.0	1.06	<0.05	15.9	0.200	2.13
M389626		550	45.8	305	<0.002	0.02	0.21	5.4	1	9.1	177.5	1.01	<0.05	15.7	0.195	2.68
M389627		650	>10000	65.7	0.003	2.65	54.5	8.8	5	3.0	441	0.32	0.18	3.8	0.212	0.78
M389628		500	606	340	<0.002	1.07	5.55	5.2	1	38.3	69.6	1.00	<0.05	14.8	0.183	6.34
M389629		60	>10000	44.3	0.002	>10.0	410	0.7	3	78.4	14.8	0.11	0.05	1.9	0.020	15.55
M389630		200	76.0	1.6	<0.002	0.01	0.49	0.2	1	0.2	43.1	<0.05	<0.05	<0.2	<0.005	0.02
M389631		460	917	384	<0.002	1.20	5.98	5.2	1	37.0	73.8	1.20	<0.05	16.5	0.201	6.28

***** See Appendix Page for comments regarding this certificate *****

ALS Canada Ltd.
2103 Dollarton Hwy
North Vancouver BC V7H 0A7
Phone: 604 984 0221 Fax: 604 984 0218 www.alsglobal.com

To: **SILVER RANGE RESOURCES LTD.**
C/O ARCHER, CATHRO & ASSOCIATES (1981) LIMITED
1016-510 W HASTINGS ST
VANCOUVER BC V6B 1L8

Finalized Date: 17-SEP-2012
Account: RANSIL

Project: SNAP-Group 5

CERTIFICATE OF ANALYSIS WH12204988

Sample Description	Method / Analyte / Units / LOR	ME-MS61 U ppm 0.1	ME-MS61 V ppm 1	ME-MS61 W ppm 0.1	ME-MS61 Y ppm 0.1	ME-MS61 Zn ppm 2	ME-MS61 Zr ppm 0.5	Ag-OG62 Ag ppm 1	Pb-OG62 Pb % 0.001	Zn-OG62 Zn % 0.001
M389596		10.6	17	2.6	10.0	504	43.7			
M389597		8.5	25	4.3	9.3	667	51.4			
M389598		7.4	26	7.1	9.0	2160	56.4			
M389599		6.0	3	2.7	4.8	>10000	3.1			5.48
M389600		0.5	3	0.2	1.0	87	0.6			
M389601		12.3	23	5.9	9.6	2440	46.9			
M389602		7.0	20	5.5	7.3	573	57.8			
M389603		9.0	24	7.7	6.8	1180	51.3			
M389604		11.0	25	8.9	9.1	324	60.0			
M389605		10.6	27	4.6	9.4	287	66.0			
M389606		1.8	65	9.7	12.0	>10000	42.5		2.04	2.02
M389607		7.1	26	5.4	9.2	266	65.1			
M389608		8.7	24	9.3	9.3	2160	64.4			
M389609		8.9	24	2.8	9.0	484	56.6			
M389610		5.9	26	3.7	10.3	527	57.4			
M389611		7.2	19	5.2	8.8	297	58.4			
M389612		6.3	19	1.2	9.3	149	71.7			
M389613		7.9	19	2.6	8.8	107	65.5			
M389614		6.5	25	6.6	9.1	2130	51.8			
M389615		9.1	23	6.6	9.1	4490	50.1			
M389616		6.6	26	1.5	9.4	62	59.6			
M389617		6.5	18	3.0	8.0	2110	50.5			
M389618		6.4	23	5.1	9.1	824	65.3			
M389619		5.5	22	5.1	9.0	828	64.9			
M389620		7.6	21	1.2	9.0	58	69.9			
M389621		8.0	21	1.1	8.7	53	66.3			
M389622		7.3	22	1.9	8.6	206	59.0			
M389623		7.2	23	1.0	8.6	73	59.8			
M389624		7.5	25	1.1	8.8	71	59.5			
M389625		6.2	25	1.2	8.9	83	65.1			
M389626		6.9	23	2.3	8.6	108	61.9			
M389627		1.7	63	9.9	11.8	>10000	39.7		1.950	1.950
M389628		7.7	22	9.2	8.2	988	54.9			
M389629		2.8	3	2.9	2.5	>10000	6.4	133	6.04	0.977
M389630		0.4	2	0.1	0.8	35	<0.5			
M389631		8.6	26	13.3	7.9	1140	55.9			

***** See Appendix Page for comments regarding this certificate *****

ALS Canada Ltd.
2103 Dollarton Hwy
North Vancouver BC V7H 0A7
Phone: 604 984 0221 Fax: 604 984 0218 www.alsglobal.com

To: **SILVER RANGE RESOURCES LTD.**
C/O ARCHER, CATHRO & ASSOCIATES (1981) LIMITED
1016-510 W HASTINGS ST
VANCOUVER BC V6B 1L8

Finalized Date: 17-SEP-2012
Account: RANSIL

Project: SNAP-Group 5

CERTIFICATE OF ANALYSIS WH12204988

Method	CERTIFICATE COMMENTS
ME-MS61	REE's may not be totally soluble in this method.
ME-MS61	Interference: Samples with Ca>10%on ICP-MS As. ICP-AES As results reported (5 ppm DL)

ALS Canada Ltd.

2103 Dollarton Hwy
North Vancouver BC V7H 0A7
Phone: 604 984 0221 Fax: 604 984 0218 www.alsglobal.com

To: **SILVER RANGE RESOURCES LTD.**
C/O ARCHER, CATHRO & ASSOCIATES (1981) LIMITED
1016-510 W HASTINGS ST
VANCOUVER BC V6B 1L8

Finalized Date: 22-SEP-2012
Account: RANSIL

CERTIFICATE WH12206288

Project: Keg Group 5

P.O. No.:

This report is for 7 Rock samples submitted to our lab in Whitehorse, YT, Canada on 2-SEP-2012.

The following have access to data associated with this certificate:

MATT DUMALA	JOAN MARIACHER	HEATHER SMITH

SAMPLE PREPARATION

ALS CODE	DESCRIPTION
WEI-21	Received Sample Weight
LOG-22	Sample login - Rcd w/o BarCode
CRU-31	Fine crushing - 70%<2mm
CRU-QC	Crushing QC Test
SPL-21	Split sample - riffle splitter
PUL-QC	Pulverizing QC Test
PUL-31	Pulverize split to 85%<75 um

ANALYTICAL PROCEDURES

ALS CODE	DESCRIPTION	INSTRUMENT
Au-AA24	Au 50g FA AA finish	AAS
Au-GRA22	Au 50 g FA-GRAV finish	WST-SIM
ME-OG62	Ore Grade Elements - Four Acid	ICP-AES
ME-MS61	48 element four acid ICP-MS	
Ag-OG62	Ore Grade Ag - Four Acid	VARIABLE
Pb-OG62	Ore Grade Pb - Four Acid	VARIABLE
Ag-GRA21	Ag 30g FA-GRAV finish	WST-SIM

To: **SILVER RANGE RESOURCES LTD.**
ATTN: JOAN MARIACHER
C/O ARCHER, CATHRO & ASSOCIATES (1981) LIMITED
1016-510 W HASTINGS ST
VANCOUVER BC V6B 1L8

This is the Final Report and supersedes any preliminary report with this certificate number. Results apply to samples as submitted. All pages of this report have been checked and approved for release.

***** See Appendix Page for comments regarding this certificate *****

Signature:

Colin Ramshaw, Vancouver Laboratory Manager

Comments: Gold assay on samples M676304 and M676306 are reported by fire assay gravimetric method due to high silver content in the sample that may cause incomplete gold dissolution in aqua-regia solution.

ALS Canada Ltd.
2103 Dollarton Hwy
North Vancouver BC V7H 0A7
Phone: 604 984 0221 Fax: 604 984 0218 www.alsglobal.com

To: **SILVER RANGE RESOURCES LTD.**
C/O ARCHER, CATHRO & ASSOCIATES (1981) LIMITED
1016-510 W HASTINGS ST
VANCOUVER BC V6B 1L8

Finalized Date: 22-SEP-2012
Account: RANSIL

Project: Keg Group 5

CERTIFICATE OF ANALYSIS WH12206288

Sample Description	Method / Analyte / Units / LOR	WEI-21 Recvd Wt. kg 0.02	Au-AA24 Au ppm 0.005	Au-GRA22 Au ppm 0.05	ME-MS61 Ag ppm 0.01	ME-MS61 Al % 0.01	ME-MS61 As ppm 0.2	ME-MS61 Ba ppm 10	ME-MS61 Be ppm 0.05	ME-MS61 Bi ppm 0.01	ME-MS61 Ca % 0.01	ME-MS61 Cd ppm 0.02	ME-MS61 Ce ppm 0.01	ME-MS61 Co ppm 0.1	ME-MS61 Cr ppm 1	ME-MS61 Cs ppm 0.05
M676302		0.41	0.630		>100	1.62	3090	200	2.35	0.93	0.02	5.23	24.3	0.6	12	11.80
M676303		0.53	0.063		6.43	2.64	769	110	2.38	1.41	0.01	<0.02	23.3	1.0	17	6.85
M676304		0.46		0.81	>100	2.07	4680	160	2.91	0.93	0.03	8.95	24.3	0.6	13	13.00
M676305		0.36	1.905		>100	2.36	>10000	130	2.44	0.69	0.02	7.59	21.6	0.5	15	14.40
M676306		0.16		3.43	>100	0.48	>10000	30	1.48	2.98	0.01	16.70	3.74	0.2	11	4.56
M676307		0.25	1.465		>100	1.98	>10000	110	1.84	1.29	0.02	1.45	23.7	0.5	18	15.25
M676308		0.41	0.114		23.7	2.16	1220	100	1.94	0.59	0.06	0.09	13.35	0.9	16	8.50

Comments: Gold assay on samples M676304 and M676306 are reported by fire assay gravimetric method due to high silver content in the sample that may cause incomplete gold dissolution in aqua-regia solution.

***** See Appendix Page for comments regarding this certificate *****

ALS Canada Ltd.
2103 Dollarton Hwy
North Vancouver BC V7H 0A7
Phone: 604 984 0221 Fax: 604 984 0218 www.alsglobal.com

To: **SILVER RANGE RESOURCES LTD.**
C/O ARCHER, CATHRO & ASSOCIATES (1981) LIMITED
1016- 510 W HASTINGS ST
VANCOUVER BC V6B 1L8

Finalized Date: 22- SEP- 2012
Account: RANSIL

Project: Keg Group 5

CERTIFICATE OF ANALYSIS WH12206288

Sample Description	Method	ME-MS61	ME-MS61	ME-MS61	ME-MS61	ME-MS61	ME-MS61	ME-MS61	ME-MS61	ME-MS61	ME-MS61	ME-MS61	ME-MS61	ME-MS61	ME-MS61	ME-MS61
	Analyte	Cu	Fe	Ga	Ge	Hf	In	K	La	Li	Mg	Mn	Mo	Na	Nb	Ni
	Units	ppm	%	ppm	ppm	ppm	ppm	%	ppm	ppm	%	ppm	ppm	%	ppm	ppm
	LOR	0.2	0.01	0.05	0.05	0.1	0.005	0.01	0.5	0.2	0.01	5	0.05	0.01	0.1	0.2
M676302		65.0	1.30	5.83	0.08	0.6	0.125	0.57	10.2	133.0	0.05	1060	0.23	0.03	3.6	1.6
M676303		11.4	3.31	10.30	0.09	0.7	0.013	1.20	10.2	75.6	0.09	282	0.36	0.02	3.4	1.7
M676304		295	1.67	7.55	0.06	0.7	0.061	0.78	10.8	84.9	0.06	130	0.25	0.03	3.2	1.1
M676305		135.0	2.49	8.50	0.11	0.7	0.133	0.81	10.8	85.1	0.06	521	0.19	0.02	3.8	1.5
M676306		1020	2.95	1.34	0.08	0.1	0.232	0.09	2.2	149.5	0.01	154	0.14	0.01	0.3	1.2
M676307		258	1.58	6.35	0.07	0.5	0.039	0.85	11.9	98.1	0.06	177	0.30	0.03	2.8	1.3
M676308		22.0	2.54	7.80	0.08	0.5	0.023	1.12	7.1	119.0	0.08	111	0.60	0.09	2.4	1.1

Comments: Gold assay on samples M676304 and M676306 are reported by fire assay gravimetric method due to high silver content in the sample that may cause incomplete gold dissolution in aqua- regia solution.

***** See Appendix Page for comments regarding this certificate *****

ALS Canada Ltd.
2103 Dollarton Hwy
North Vancouver BC V7H 0A7
Phone: 604 984 0221 Fax: 604 984 0218 www.alsglobal.com

To: **SILVER RANGE RESOURCES LTD.**
C/O ARCHER, CATHRO & ASSOCIATES (1981) LIMITED
1016- 510 W HASTINGS ST
VANCOUVER BC V6B 1L8

Finalized Date: 22- SEP- 2012
Account: RANSIL

Project: Keg Group 5

CERTIFICATE OF ANALYSIS WH12206288

Sample Description	Method	ME-MS61	ME-MS61	ME-MS61	ME-MS61	ME-MS61	ME-MS61	ME-MS61	ME-MS61	ME-MS61	ME-MS61	ME-MS61	ME-MS61	ME-MS61	ME-MS61	ME-MS61
	Analyte	P	Pb	Rb	Re	S	Sb	Sc	Se	Sn	Sr	Ta	Te	Th	Ti	Tl
	Units	ppm	ppm	ppm	ppm	%	ppm	ppm	ppm	ppm	ppm	ppm	ppm	ppm	%	ppm
	LOR	10	0.5	0.1	0.002	0.01	0.05	0.1	1	0.2	0.2	0.05	0.05	0.2	0.005	0.02
M676302		250	620	67.5	<0.002	0.46	261	1.3	1	21.0	131.5	0.30	<0.05	7.9	0.061	1.24
M676303		160	615	131.5	<0.002	1.46	46.0	1.7	1	23.7	12.1	0.29	<0.05	4.2	0.061	1.53
M676304		170	>10000	84.5	<0.002	1.22	8100	1.5	1	80.8	73.0	0.26	<0.05	7.0	0.059	3.83
M676305		140	3930	92.3	<0.002	0.81	2160	1.6	2	44.6	72.8	0.36	<0.05	5.9	0.060	2.37
M676306		60	>10000	12.1	<0.002	1.36	5980	0.3	3	77.4	13.7	<0.05	<0.05	1.3	0.005	1.87
M676307		310	1835	94.2	<0.002	0.66	1065	1.5	2	21.5	57.3	0.23	<0.05	5.1	0.043	2.37
M676308		450	147.0	132.5	<0.002	1.28	111.0	1.1	1	8.8	12.1	0.41	0.05	4.0	0.028	2.65

Comments: Gold assay on samples M676304 and M676306 are reported by fire assay gravimetric method due to high silver content in the sample that may cause incomplete gold dissolution in aqua- regia solution.

***** See Appendix Page for comments regarding this certificate *****

ALS Canada Ltd.
2103 Dollarton Hwy
North Vancouver BC V7H 0A7
Phone: 604 984 0221 Fax: 604 984 0218 www.alsglobal.com

To: **SILVER RANGE RESOURCES LTD.**
C/O ARCHER, CATHRO & ASSOCIATES (1981) LIMITED
1016-510 W HASTINGS ST
VANCOUVER BC V6B 1L8

Finalized Date: 22-SEP-2012
Account: RANSIL

Project: Keg Group 5

CERTIFICATE OF ANALYSIS WH12206288

Sample Description	Method Analyte Units LOR	ME-MS61 U ppm 0.1	ME-MS61 V ppm 1	ME-MS61 W ppm 0.1	ME-MS61 Y ppm 0.1	ME-MS61 Zn ppm 2	ME-MS61 Zr ppm 0.5	Ag-OG62 Ag ppm 1	Pb-OG62 Pb % 0.001	Ag-GRA21 Ag ppm 5
M676302		3.2	6	3.4	3.4	1880	19.3	144		
M676303		1.3	9	1.9	2.6	131	22.2			
M676304		14.1	8	2.6	2.7	2160	20.3	>1500	1.450	2560
M676305		5.7	8	3.7	4.1	1870	22.8	615		
M676306		9.7	1	0.5	1.0	3720	2.5	>1500	1.765	3870
M676307		34.4	5	5.1	1.6	103	17.5	394		
M676308		2.2	5	1.0	0.7	17	14.9			

Comments: Gold assay on samples M676304 and M676306 are reported by fire assay gravimetric method due to high silver content in the sample that may cause incomplete gold dissolution in aqua-regia solution.

***** See Appendix Page for comments regarding this certificate *****

ALS Canada Ltd.
2103 Dollarton Hwy
North Vancouver BC V7H 0A7
Phone: 604 984 0221 Fax: 604 984 0218 www.alsglobal.com

To: **SILVER RANGE RESOURCES LTD.**
C/O ARCHER, CATHRO & ASSOCIATES (1981) LIMITED
1016- 510 W HASTINGS ST
VANCOUVER BC V6B 1L8

Page: Appendix 1
Total # Appendix Pages: 1
Finalized Date: 22- SEP- 2012
Account: RANSIL

Project: Keg Group 5

CERTIFICATE OF ANALYSIS WH12206288

Method	CERTIFICATE COMMENTS
ME- MS61	REE's may not be totally soluble in this method.

ALS Canada Ltd.

2103 Dollarton Hwy
North Vancouver BC V7H 0A7
Phone: 604 984 0221 Fax: 604 984 0218 www.alsglobal.com

To: **SILVER RANGE RESOURCES LTD.**
C/O ARCHER, CATHRO & ASSOCIATES (1981) LIMITED
1016-510 W HASTINGS ST
VANCOUVER BC V6B 1L8

Finalized Date: 18-SEP-2012
Account: RANSIL

CERTIFICATE WH12206289

Project: KEG-GROUP 5

P.O. No.:

This report is for 3 Soil samples submitted to our lab in Whitehorse, YT, Canada on 2-SEP-2012.

The following have access to data associated with this certificate:

MATT DUMALA	JOAN MARIACHER	HEATHER SMITH

SAMPLE PREPARATION

ALS CODE	DESCRIPTION
WEI-21	Received Sample Weight
LOG-22	Sample login - Rcd w/o BarCode
SCR-41	Screen to -180um and save both

ANALYTICAL PROCEDURES

ALS CODE	DESCRIPTION	INSTRUMENT
Au-ICP21	Au 30g FA ICP-AES Finish	ICP-AES
ME-MS41	51 anal. aqua regia ICPMS	

To: **SILVER RANGE RESOURCES LTD.**
ATTN: JOAN MARIACHER
C/O ARCHER, CATHRO & ASSOCIATES (1981) LIMITED
1016-510 W HASTINGS ST
VANCOUVER BC V6B 1L8

This is the Final Report and supersedes any preliminary report with this certificate number. Results apply to samples as submitted. All pages of this report have been checked and approved for release.

***** See Appendix Page for comments regarding this certificate *****

Signature:

Colin Ramshaw, Vancouver Laboratory Manager

ALS Canada Ltd.
2103 Dollarton Hwy
North Vancouver BC V7H 0A7
Phone: 604 984 0221 Fax: 604 984 0218 www.alsglobal.com

To: **SILVER RANGE RESOURCES LTD.**
C/O ARCHER, CATHRO & ASSOCIATES (1981) LIMITED
1016- 510 W HASTINGS ST
VANCOUVER BC V6B 1L8

Finalized Date: 18- SEP- 2012
Account: RANSIL

Project: KEG- GROUP 5

CERTIFICATE OF ANALYSIS WH12206289

Sample Description	Method	WEI-21	Au-ICP21	ME-MS41	ME-MS41	ME-MS41	ME-MS41	ME-MS41	ME-MS41	ME-MS41	ME-MS41	ME-MS41	ME-MS41	ME-MS41	ME-MS41	ME-MS41
	Analyte	Recvd Wt.	Au	Ag	Al	As	Au	B	Ba	Be	Bi	Ca	Cd	Ce	Co	Cr
	Units	kg	ppm	ppm	%	ppm	ppm	ppm	ppm	ppm	ppm	%	ppm	ppm	ppm	ppm
	LOR	0.02	0.001	0.01	0.01	0.1	0.2	10	10	0.05	0.01	0.01	0.01	0.02	0.1	1
ZZ45988		0.34	0.009	1.03	0.72	87.3	<0.2	<10	100	1.21	1.36	0.17	0.11	45.3	3.3	7
ZZ45989		0.31	0.022	5.48	0.37	743	<0.2	<10	110	0.94	1.10	0.02	0.09	44.0	0.4	2
ZZ45990		0.36	0.006	0.67	1.35	37.6	<0.2	<10	20	2.37	1.63	0.36	0.05	53.6	4.0	3

***** See Appendix Page for comments regarding this certificate *****

ALS Canada Ltd.
2103 Dollarton Hwy
North Vancouver BC V7H 0A7
Phone: 604 984 0221 Fax: 604 984 0218 www.alsglobal.com

To: **SILVER RANGE RESOURCES LTD.**
C/O ARCHER, CATHRO & ASSOCIATES (1981) LIMITED
1016- 510 W HASTINGS ST
VANCOUVER BC V6B 1L8

Finalized Date: 18- SEP- 2012
Account: RANSIL

Project: KEG- GROUP 5

CERTIFICATE OF ANALYSIS WH12206289

Sample Description	Method	ME- MS41	ME- MS41	ME- MS41	ME- MS41	ME- MS41	ME- MS41	ME- MS41	ME- MS41	ME- MS41	ME- MS41	ME- MS41	ME- MS41	ME- MS41	ME- MS41	ME- MS41
	Analyte	Cs	Cu	Fe	Ga	Ge	Hf	Hg	In	K	La	Li	Mg	Mn	Mo	Na
	Units	ppm	ppm	%	ppm	ppm	ppm	ppm	ppm	%	ppm	ppm	%	ppm	ppm	%
	LOR	0.05	0.2	0.01	0.05	0.05	0.02	0.01	0.005	0.01	0.2	0.1	0.01	5	0.05	0.01
ZZ45988		10.70	10.3	2.45	3.96	0.10	0.02	0.13	0.025	0.33	21.3	15.7	0.19	883	0.61	0.02
ZZ45989		21.3	11.4	4.60	2.06	0.13	<0.02	0.08	0.048	0.51	18.3	0.8	0.01	193	0.60	0.04
ZZ45990		13.40	13.6	2.21	6.78	0.12	0.09	0.01	0.027	0.33	26.4	39.2	0.38	552	0.35	0.01

***** See Appendix Page for comments regarding this certificate *****

ALS Canada Ltd.
2103 Dollarton Hwy
North Vancouver BC V7H 0A7
Phone: 604 984 0221 Fax: 604 984 0218 www.alsglobal.com

To: **SILVER RANGE RESOURCES LTD.**
C/O ARCHER, CATHRO & ASSOCIATES (1981) LIMITED
1016-510 W HASTINGS ST
VANCOUVER BC V6B 1L8

Finalized Date: 18-SEP-2012
Account: RANSIL

Project: KEG-GROUP 5

CERTIFICATE OF ANALYSIS WH12206289

Sample Description	Method	ME-MS41	ME-MS41	ME-MS41	ME-MS41	ME-MS41	ME-MS41	ME-MS41	ME-MS41	ME-MS41	ME-MS41	ME-MS41	ME-MS41	ME-MS41	ME-MS41	ME-MS41
	Analyte	Nb	Ni	P	Pb	Rb	Re	S	Sb	Sc	Se	Sn	Sr	Ta	Te	Th
	Units	ppm	ppm	ppm	ppm	ppm	ppm	%	ppm	ppm	ppm	ppm	ppm	ppm	ppm	ppm
	LOR	0.05	0.2	10	0.2	0.1	0.001	0.01	0.05	0.1	0.2	0.2	0.2	0.01	0.01	0.2
ZZ45988		0.85	5.9	830	88.1	37.0	<0.001	0.35	18.75	2.0	0.4	2.4	37.8	<0.01	0.02	7.1
ZZ45989		0.09	1.3	1120	99.4	37.8	<0.001	0.94	28.7	0.7	0.2	2.5	81.1	<0.01	0.02	9.3
ZZ45990		0.59	4.0	1190	37.3	51.7	<0.001	0.09	6.72	2.4	0.4	2.3	53.8	<0.01	0.01	12.6

***** See Appendix Page for comments regarding this certificate *****

ALS Canada Ltd.
2103 Dollarton Hwy
North Vancouver BC V7H 0A7
Phone: 604 984 0221 Fax: 604 984 0218 www.alsglobal.com

To: **SILVER RANGE RESOURCES LTD.**
C/O ARCHER, CATHRO & ASSOCIATES (1981) LIMITED
1016- 510 W HASTINGS ST
VANCOUVER BC V6B 1L8

Finalized Date: 18- SEP- 2012
Account: RANSIL

Project: KEG- GROUP 5

CERTIFICATE OF ANALYSIS WH12206289

Sample Description	Method	ME- MS41	ME- MS41	ME- MS41	ME- MS41	ME- MS41	ME- MS41	ME- MS41	ME- MS41
	Analyte	Ti	Tl	U	V	W	Y	Zn	Zr
	Units	%	ppm	ppm	ppm	ppm	ppm	ppm	ppm
	LOR	0.005	0.02	0.05	1	0.05	0.05	2	0.5
ZZ45988		0.035	2.23	6.53	20	2.60	6.38	63	0.6
ZZ45989		<0.005	1.87	3.68	2	2.54	2.29	98	<0.5
ZZ45990		0.038	0.64	19.80	17	1.07	13.55	243	4.5

***** See Appendix Page for comments regarding this certificate *****

ALS Canada Ltd.
2103 Dollarton Hwy
North Vancouver BC V7H 0A7
Phone: 604 984 0221 Fax: 604 984 0218 www.alsglobal.com

To: **SILVER RANGE RESOURCES LTD.**
C/O ARCHER, CATHRO & ASSOCIATES (1981) LIMITED
1016-510 W HASTINGS ST
VANCOUVER BC V6B 1L8

Project: KEG-GROUP 5

Finalized Date: 18-SEP-2012
Account: RANSIL

CERTIFICATE OF ANALYSIS WH12206289

Method	CERTIFICATE COMMENTS
ME-MS41	Gold determinations by this method are semi-quantitative due to the small sample weight used (0.5g).

ALS Canada Ltd.
2103 Dollarton Hwy
North Vancouver BC V7H 0A7
Phone: 604 984 0221 Fax: 604 984 0218 www.alsglobal.com

To: **SILVER RANGE RESOURCES LTD.**
C/O ARCHER, CATHRO & ASSOCIATES (1981) LIMITED
1016-510 W HASTINGS ST
VANCOUVER BC V6B 1L8

Finalized Date: 18-SEP-2012
Account: RANSIL

CERTIFICATE WH12207206

Project: KEG (Main Group 1)

P.O. No.: Batch 89

This report is for 33 Drill Core samples submitted to our lab in Whitehorse, YT, Canada on 4-SEP-2012.

The following have access to data associated with this certificate:

MATT DUMALA	JOAN MARIACHER	HEATHER SMITH

SAMPLE PREPARATION

ALS CODE	DESCRIPTION
WEI-21	Received Sample Weight
LOG-22	Sample login - Rcd w/o BarCode
CRU-31	Fine crushing - 70%<2mm
CRU-QC	Crushing QC Test
SPL-21	Split sample - riffle splitter
PUL-QC	Pulverizing QC Test
PUL-31	Pulverize split to 85%<75 um
LOG-22d	Sample login - Rcd w/o BarCode dup
SPL-21d	Split sample - duplicate
PUL-31d	Pulverize Split - duplicate
LOG-23	Pulp Login - Rcvd with Barcode

ANALYTICAL PROCEDURES

ALS CODE	DESCRIPTION	INSTRUMENT
Au-AA24	Au 50g FA AA finish	AAS
ME-OG62	Ore Grade Elements - Four Acid	ICP-AES
Sn-XRF05	Sn-Trace Level XRF Analysis	XRF
ME-MS61	48 element four acid ICP-MS	
Ag-OG62	Ore Grade Ag - Four Acid	VARIABLE
Cu-OG62	Ore Grade Cu - Four Acid	VARIABLE
Pb-OG62	Ore Grade Pb - Four Acid	VARIABLE
Zn-OG62	Ore Grade Zn - Four Acid	VARIABLE

To: **SILVER RANGE RESOURCES LTD.**
ATTN: JOAN MARIACHER
C/O ARCHER, CATHRO & ASSOCIATES (1981) LIMITED
1016-510 W HASTINGS ST
VANCOUVER BC V6B 1L8

This is the Final Report and supersedes any preliminary report with this certificate number. Results apply to samples as submitted. All pages of this report have been checked and approved for release.

***** See Appendix Page for comments regarding this certificate *****

Signature: 

Colin Ramshaw, Vancouver Laboratory Manager

ALS Canada Ltd.
2103 Dollarton Hwy
North Vancouver BC V7H 0A7
Phone: 604 984 0221 Fax: 604 984 0218 www.alsglobal.com

To: **SILVER RANGE RESOURCES LTD.**
C/O ARCHER, CATHRO & ASSOCIATES (1981) LIMITED
1016-510 W HASTINGS ST
VANCOUVER BC V6B 1L8

Finalized Date: 18-SEP-2012
Account: RANSIL

Project: KEG (Main Group 1)

CERTIFICATE OF ANALYSIS WH12207206

Sample Description	Method	WEI-21	Au-AA24	Sn-XRF05	ME-MS61	ME-MS61	ME-MS61	ME-MS61	ME-MS61	ME-MS61	ME-MS61	ME-MS61	ME-MS61	ME-MS61	ME-MS61	ME-MS61
	Analyte	Recvd Wt.	Au	Sn	Ag	Al	As	Ba	Be	Bi	Ca	Cd	Ce	Co	Cr	Cs
	Units	kg	ppm	ppm	ppm	%	ppm	ppm	ppm	ppm	%	ppm	ppm	ppm	ppm	ppm
	LOR	0.02	0.005	5	0.01	0.01	0.2	10	0.05	0.01	0.01	0.02	0.01	0.1	1	0.05
K285701		8.07	<0.005	53	0.78	4.15	94.0	3670	1.16	1.08	9.56	1.75	43.8	7.0	67	5.14
K285702		8.10	<0.005	246	2.17	3.14	126	470	0.78	4.05	13.55	3.60	28.4	4.0	35	2.29
K285703		8.41	<0.005	299	8.47	3.13	107	360	0.90	17.35	18.70	16.60	32.4	4.5	31	1.91
K285704		8.34	<0.005	357	33.2	3.28	107	270	0.81	68.6	15.95	169.0	37.9	5.0	34	2.71
K285705		2.28	<0.005	8	0.17	0.05	5	40	<0.05	0.32	20.2	0.42	1.17	1.3	<1	0.11
K285706		4.39	<0.005	172	12.05	4.45	500	1370	1.27	15.70	6.94	188.0	54.3	6.0	70	3.34
K285707		3.89	<0.005	36	0.47	4.85	10.1	1380	1.32	0.62	5.29	2.91	50.6	6.5	60	5.88
K285708		8.67	0.012	73	7.05	4.71	13.1	1130	1.31	11.35	7.01	35.5	53.2	6.6	59	6.82
K285709		8.65	0.011	134	12.00	3.87	30.1	420	0.90	9.89	8.51	196.0	58.9	9.6	43	1.91
K285710		0.26	0.009	156	34.2	3.87	379	710	0.93	121.5	6.98	170.5	39.1	8.0	64	5.33
K285711		9.08	0.010	240	44.9	3.75	124.0	440	0.93	78.4	9.04	214	40.6	12.5	51	2.03
K285712		4.18	0.005	53	1.81	4.74	20.8	700	1.21	3.18	8.21	10.30	49.1	6.6	56	4.04
K285713		4.56	0.032	154	16.25	4.01	12.3	510	0.96	29.4	9.26	113.0	42.6	7.7	43	2.86
K285714		4.88	0.014	232	51.6	3.46	9.8	330	0.78	107.0	8.86	413	34.7	14.3	55	2.17
K285715		1.94	<0.005	5	0.13	0.04	6	20	<0.05	0.25	20.0	0.80	0.92	1.2	<1	0.13
K285716		3.27	0.008	105	15.55	4.43	55.9	1020	1.25	15.40	5.48	110.5	61.2	8.1	66	5.32
K285717		8.19	0.023	310	>100	3.32	29.5	230	0.76	117.0	5.16	376	52.1	18.6	57	4.62
K285718		8.07	0.008	20	0.63	4.60	58.1	800	1.36	0.59	5.37	1.73	53.0	6.6	59	6.26
K285719		7.96	<0.005	30	1.67	4.87	178.5	810	1.43	0.57	6.06	7.82	61.4	7.6	66	6.79
K285720		3.76	<0.005	34	2.12	4.91	121.5	840	1.39	0.44	6.46	4.63	60.0	7.5	63	6.28
K285721		8.66	0.006	34	2.58	4.77	63.2	760	1.21	0.45	7.53	5.30	70.7	7.0	51	5.90
K285722		8.03	<0.005	70	4.53	4.76	40.4	920	1.14	1.27	6.60	16.85	58.4	5.9	55	10.35
K285723		8.60	<0.005	46	2.50	4.39	115.0	1070	1.24	0.48	8.23	7.33	50.9	5.5	55	5.89
K285724		8.35	<0.005	22	2.97	4.25	96.0	830	1.22	0.75	7.78	1.14	49.9	6.3	49	7.60
K285725		8.10	0.005	15	0.45	5.65	69.9	1000	1.51	1.34	4.70	1.60	58.2	9.6	89	9.04
K285726		<0.02	<0.005	16	0.44	5.72	70.0	1000	1.56	1.70	4.76	1.72	58.7	9.6	92	9.16
K285727		7.77	0.006	32	3.74	4.91	152.5	1170	1.27	10.20	5.52	15.40	53.3	9.0	72	6.19
K285728		8.39	<0.005	13	0.80	3.28	57.9	890	0.96	0.49	5.08	0.82	36.9	5.9	77	5.60
K285729		7.63	0.005	42	3.97	4.16	74.0	890	1.28	7.13	6.08	19.05	47.9	9.5	102	6.73
K285730		7.77	<0.005	64	4.30	3.83	80.0	2200	1.14	7.73	8.86	12.80	46.2	6.3	103	6.88
K285731		0.26	0.024	250	21.4	3.62	1045	330	0.90	89.3	7.63	281	39.3	12.1	51	4.22
K285732		3.63	0.009	147	51.7	3.98	210	1590	1.20	117.0	4.44	19.75	33.0	6.4	110	3.21
K285733		3.42	<0.005	12	0.62	1.63	11	1410	0.48	0.87	22.1	7.45	18.65	3.4	96	1.49

***** See Appendix Page for comments regarding this certificate *****

ALS Canada Ltd.
2103 Dollarton Hwy
North Vancouver BC V7H 0A7
Phone: 604 984 0221 Fax: 604 984 0218 www.alsglobal.com

To: **SILVER RANGE RESOURCES LTD.**
C/O ARCHER, CATHRO & ASSOCIATES (1981) LIMITED
1016- 510 W HASTINGS ST
VANCOUVER BC V6B 1L8

Finalized Date: 18- SEP- 2012
Account: RANSIL

Project: KEG (Main Group 1)

CERTIFICATE OF ANALYSIS WH12207206

Sample Description	Method	ME-MS61	ME-MS61	ME-MS61	ME-MS61	ME-MS61	ME-MS61	ME-MS61	ME-MS61	ME-MS61	ME-MS61	ME-MS61	ME-MS61	ME-MS61	ME-MS61	ME-MS61
	Analyte	Cu	Fe	Ga	Ge	Hf	In	K	La	Li	Mg	Mn	Mo	Na	Nb	Ni
	Units	ppm	%	ppm	ppm	ppm	ppm	%	ppm	ppm	%	ppm	ppm	%	ppm	ppm
	LOR	0.2	0.01	0.05	0.05	0.1	0.005	0.01	0.5	0.2	0.01	5	0.05	0.01	0.1	0.2
K285701		167.0	2.04	10.80	0.16	1.6	0.046	1.91	23.7	28.5	2.31	921	2.30	0.14	8.4	45.9
K285702		153.0	1.62	8.26	0.12	1.3	0.078	0.67	15.3	22.9	1.92	1280	1.59	0.09	6.2	24.6
K285703		62.5	2.11	8.44	0.18	1.2	0.248	0.39	18.9	34.4	2.31	2110	2.57	0.08	6.4	30.2
K285704		99.1	2.06	8.48	0.34	1.3	1.660	0.55	21.1	26.5	1.81	1900	3.35	0.07	7.9	26.1
K285705		1.8	0.44	0.30	0.37	<0.1	0.008	0.02	0.5	1.0	12.55	199	0.18	<0.01	0.3	1.9
K285706		1675	2.33	11.85	0.21	1.9	2.18	1.47	27.9	29.3	2.32	987	3.19	0.22	10.7	45.9
K285707		107.0	1.80	12.40	0.14	2.0	0.039	2.16	23.6	18.6	2.53	543	1.58	0.31	10.2	48.0
K285708		743	2.43	12.50	0.19	1.9	0.689	1.19	26.3	29.2	2.95	838	2.23	0.24	10.5	43.0
K285709		2820	3.01	10.20	0.22	1.5	3.60	0.45	34.4	31.5	2.92	1020	2.31	0.15	8.8	33.3
K285710		1050	5.14	11.15	0.31	1.4	8.73	1.55	20.5	30.3	2.17	1810	13.35	0.18	8.4	45.6
K285711		4410	3.98	10.15	0.37	1.3	3.75	0.65	20.9	37.4	2.91	1320	3.16	0.15	8.1	45.3
K285712		230	2.23	11.95	0.15	1.8	0.184	1.60	24.3	26.4	3.03	797	3.59	0.17	9.9	43.8
K285713		1570	2.97	10.30	0.20	1.5	2.18	0.98	21.4	35.2	3.10	1280	2.46	0.15	8.4	38.8
K285714		2820	3.91	9.89	0.44	1.3	8.25	0.46	18.8	43.4	2.73	1510	4.17	0.14	7.6	47.7
K285715		11.0	0.45	0.26	0.31	<0.1	0.020	0.01	<0.5	0.8	12.60	191	0.10	<0.01	0.3	1.9
K285716		1480	2.51	11.95	0.37	1.9	2.26	2.26	30.9	35.9	2.33	514	5.11	0.16	9.7	46.9
K285717		>10000	5.15	9.32	0.61	1.4	6.28	2.50	27.2	31.3	2.68	694	3.18	0.12	7.3	45.7
K285718		155.5	1.74	12.10	0.12	1.8	0.056	1.96	25.6	27.5	2.41	419	1.79	0.20	9.5	45.3
K285719		371	1.97	12.85	0.16	2.0	0.195	1.96	30.6	28.6	2.70	471	1.92	0.29	10.8	47.0
K285720		532	2.10	12.90	0.15	2.0	0.177	1.95	30.1	28.4	2.89	526	1.70	0.28	10.7	47.7
K285721		628	1.90	12.10	0.16	1.9	0.237	1.95	35.6	24.2	3.46	624	1.30	0.23	10.9	39.7
K285722		1010	1.78	12.20	0.16	1.9	0.486	1.51	27.8	16.6	2.82	682	1.09	0.29	10.7	37.2
K285723		654	1.80	11.35	0.13	1.7	0.256	1.41	25.0	26.2	3.84	789	1.29	0.22	9.5	34.7
K285724		573	1.57	11.35	0.12	1.7	0.116	1.31	23.9	32.6	3.66	579	0.83	0.18	9.4	37.2
K285725		149.0	2.44	15.05	0.23	2.3	0.034	2.38	27.8	43.8	2.20	269	27.8	0.23	11.9	64.5
K285726		149.5	2.48	15.35	0.22	2.3	0.035	2.37	27.7	45.7	2.22	275	28.0	0.23	11.8	63.2
K285727		286	2.91	13.45	0.22	2.3	0.287	1.77	27.1	26.1	1.92	423	23.3	0.28	10.4	55.4
K285728		174.0	1.34	9.17	0.13	1.9	0.041	1.25	21.4	29.0	2.18	310	8.35	0.12	7.3	41.5
K285729		260	1.77	11.80	0.19	2.5	0.355	1.47	29.1	23.9	2.32	502	11.30	0.14	9.1	82.2
K285730		346	2.02	10.55	0.17	2.2	0.240	1.19	29.8	23.0	2.22	926	9.47	0.14	9.1	61.8
K285731		1705	5.51	11.40	0.31	1.2	21.8	1.27	20.3	22.7	1.97	2460	16.15	0.15	8.3	46.2
K285732		1495	1.55	11.65	0.44	1.7	0.874	0.97	19.1	32.6	1.01	439	7.92	0.06	7.9	33.2
K285733		40.4	1.49	3.83	0.15	0.7	0.021	0.75	12.8	6.7	0.26	623	3.21	0.04	3.2	16.6

***** See Appendix Page for comments regarding this certificate *****

ALS Canada Ltd.
2103 Dollarton Hwy
North Vancouver BC V7H 0A7
Phone: 604 984 0221 Fax: 604 984 0218 www.alsglobal.com

To: **SILVER RANGE RESOURCES LTD.**
C/O ARCHER, CATHRO & ASSOCIATES (1981) LIMITED
1016- 510 W HASTINGS ST
VANCOUVER BC V6B 1L8

Finalized Date: 18- SEP- 2012
Account: RANSIL

Project: KEG (Main Group 1)

CERTIFICATE OF ANALYSIS WH12207206

Sample Description	Method	ME-MS61	ME-MS61	ME-MS61	ME-MS61	ME-MS61	ME-MS61	ME-MS61	ME-MS61	ME-MS61	ME-MS61	ME-MS61	ME-MS61	ME-MS61	ME-MS61	ME-MS61
	Analyte	P	Pb	Rb	Re	S	Sb	Sc	Se	Sn	Sr	Ta	Te	Th	Ti	Tl
	Units	ppm	ppm	ppm	ppm	%	ppm	ppm	ppm	ppm	ppm	ppm	ppm	ppm	%	ppm
	LOR	10	0.5	0.1	0.002	0.01	0.05	0.1	1	0.2	0.2	0.05	0.05	0.2	0.005	0.02
K285701		990	38.4	106.5	0.013	0.43	6.00	10.0	10	42.9	261	0.56	0.05	6.2	0.254	0.75
K285702		1010	259	38.3	0.006	0.21	10.40	6.4	8	200	134.0	0.42	<0.05	4.1	0.179	0.30
K285703		910	1440	24.4	0.008	0.18	13.90	6.2	25	266	148.5	0.42	0.09	4.2	0.179	0.23
K285704		930	4540	34.4	0.012	0.75	10.70	6.7	84	317	130.5	0.55	0.36	5.1	0.231	0.42
K285705		170	21.4	1.1	<0.002	<0.01	0.07	0.3	1	0.7	51.4	<0.05	<0.05	<0.2	<0.005	<0.02
K285706		850	939	85.6	0.015	1.17	7.07	10.6	32	145.0	280	0.75	0.10	7.5	0.309	0.68
K285707		660	29.9	127.0	0.007	0.60	3.03	11.0	8	25.7	261	0.70	<0.05	7.9	0.304	0.93
K285708		790	445	73.8	0.009	0.93	3.08	10.1	25	62.7	283	0.72	0.08	7.7	0.309	0.58
K285709		870	125.5	24.7	0.013	1.68	6.99	7.5	34	106.0	216	0.62	0.10	6.4	0.263	0.21
K285710		1120	2630	86.4	0.012	2.36	10.90	7.7	62	129.0	178.0	0.56	0.40	5.5	0.246	0.82
K285711		990	1885	34.0	0.015	2.32	8.57	7.3	81	198.0	194.0	0.56	0.83	5.5	0.238	0.42
K285712		1080	96.3	83.5	0.016	0.69	4.05	9.8	12	40.4	228	0.69	0.05	7.1	0.300	0.65
K285713		860	837	53.4	0.010	1.28	5.86	7.5	37	127.0	195.5	0.56	0.29	5.8	0.251	0.46
K285714		990	3010	25.8	0.014	2.59	6.12	7.2	118	194.0	172.0	0.52	1.02	5.1	0.224	0.45
K285715		180	8.6	1.1	<0.002	0.01	0.06	0.2	1	0.6	44.5	<0.05	<0.05	<0.2	<0.005	<0.02
K285716		1050	3370	131.5	0.020	1.35	9.25	9.2	78	85.8	181.0	0.69	0.17	7.6	0.291	1.07
K285717		780	>10000	137.0	0.014	4.08	21.9	6.4	159	261	141.0	0.55	0.99	4.9	0.224	1.32
K285718		770	24.3	125.5	0.010	0.61	6.24	10.3	8	13.8	182.5	0.67	0.05	7.5	0.291	1.02
K285719		860	23.4	120.0	0.013	0.75	2.90	10.5	10	22.6	233	0.75	0.05	8.3	0.314	1.04
K285720		780	9.9	116.0	0.010	0.75	2.92	10.5	11	27.0	238	0.74	<0.05	8.0	0.315	0.99
K285721		740	14.5	117.5	0.006	0.66	2.27	9.5	9	25.9	238	0.76	<0.05	8.1	0.315	1.00
K285722		690	29.9	82.8	0.006	0.63	2.18	9.5	10	57.4	304	0.74	<0.05	7.8	0.314	0.68
K285723		710	16.1	86.0	0.009	0.55	2.37	9.6	8	34.1	262	0.65	<0.05	6.7	0.280	0.70
K285724		840	10.6	86.0	0.005	0.47	2.86	10.0	7	17.0	213	0.66	<0.05	7.0	0.275	0.73
K285725		760	10.2	155.5	0.041	1.12	4.64	13.2	14	9.5	225	0.80	0.08	8.4	0.343	1.41
K285726		750	10.6	155.0	0.043	1.11	4.71	13.3	14	9.4	228	0.82	0.08	8.7	0.351	1.48
K285727		840	228	101.0	0.038	1.42	4.53	12.0	21	24.5	256	0.73	0.20	7.5	0.300	0.91
K285728		2100	8.2	70.4	0.041	0.42	3.55	10.3	7	8.2	155.5	0.52	0.05	5.5	0.221	0.57
K285729		2770	203	76.1	0.061	0.61	4.90	14.4	18	37.4	187.0	0.64	0.14	7.0	0.279	0.62
K285730		3470	275	61.0	0.052	0.54	5.01	11.7	15	52.6	281	0.64	0.08	6.4	0.273	0.51
K285731		770	1405	68.2	0.017	2.45	7.65	6.8	56	205	146.0	0.56	0.40	5.2	0.239	0.57
K285732		3960	4330	49.0	0.029	0.48	14.95	12.1	101	149.5	278	0.59	0.78	5.3	0.263	0.75
K285733		4540	19.5	34.1	0.008	1.40	17.90	3.9	16	7.1	471	0.22	<0.05	2.2	0.104	0.50

***** See Appendix Page for comments regarding this certificate *****

ALS Canada Ltd.
2103 Dollarton Hwy
North Vancouver BC V7H 0A7
Phone: 604 984 0221 Fax: 604 984 0218 www.alsglobal.com

To: **SILVER RANGE RESOURCES LTD.**
C/O ARCHER, CATHRO & ASSOCIATES (1981) LIMITED
1016-510 W HASTINGS ST
VANCOUVER BC V6B 1L8

Finalized Date: 18-SEP-2012
Account: RANSIL

Project: KEG (Main Group 1)

CERTIFICATE OF ANALYSIS WH12207206

Sample Description	Method	ME-MS61	ME-MS61	ME-MS61	ME-MS61	ME-MS61	ME-MS61	Ag-OG62	Cu-OG62	Pb-OG62	Zn-OG62
	Analyte	U	V	W	Y	Zn	Zr	Ag	Cu	Pb	Zn
	Units	ppm	ppm	ppm	ppm	ppm	ppm	ppm	%	%	%
	LOR	0.1	1	0.1	0.1	2	0.5	1	0.001	0.001	0.001
K285701		3.5	91	1.2	30.5	147	61.9				
K285702		2.5	50	1.5	19.4	223	39.6				
K285703		3.4	56	8.3	22.7	1010	39.6				
K285704		3.2	56	42.5	24.5	9620	39.8				
K285705		0.6	2	0.1	1.0	37	<0.5				
K285706		2.8	83	2.5	29.6	9980	66.6				
K285707		2.6	76	1.0	27.5	187	72.8				
K285708		2.9	73	1.4	28.4	1660	68.9				
K285709		2.7	60	3.7	26.3	9370	52.6				
K285710		3.1	117	2.6	25.5	8720	50.2				
K285711		3.5	70	11.9	28.2	>10000	45.4				0.998
K285712		3.7	84	1.9	29.1	563	65.3				
K285713		2.8	66	28.0	25.3	5380	51.1				
K285714		3.3	71	4.9	23.6	>10000	47.2				2.02
K285715		0.5	2	0.1	0.8	66	<0.5				
K285716		3.8	89	1.2	29.6	5190	66.7				
K285717		2.3	61	1.1	20.9	>10000	47.5	104	1.220	1.100	1.775
K285718		2.7	74	1.3	27.9	132	66.8				
K285719		3.0	79	1.1	30.7	371	73.5				
K285720		2.8	81	1.0	29.9	234	71.6				
K285721		2.4	60	1.2	29.8	267	67.5				
K285722		2.4	61	1.1	27.8	817	65.3				
K285723		2.3	64	1.0	26.0	374	63.4				
K285724		2.3	58	1.1	28.7	80	61.3				
K285725		5.4	176	1.2	30.1	124	86.5				
K285726		5.6	175	1.3	30.2	130	86.1				
K285727		4.7	134	1.2	34.2	750	85.1				
K285728		5.4	96	0.9	36.0	66	75.0				
K285729		7.4	168	1.5	46.4	698	93.2				
K285730		6.7	149	1.7	43.8	584	79.6				
K285731		2.8	97	5.4	23.0	>10000	39.4				1.390
K285732		6.2	106	8.4	29.0	1250	62.5				
K285733		2.5	51	5.2	18.9	206	28.6				

***** See Appendix Page for comments regarding this certificate *****

ALS Canada Ltd.
2103 Dollarton Hwy
North Vancouver BC V7H 0A7
Phone: 604 984 0221 Fax: 604 984 0218 www.alsglobal.com

To: **SILVER RANGE RESOURCES LTD.**
C/O ARCHER, CATHRO & ASSOCIATES (1981) LIMITED
1016- 510 W HASTINGS ST
VANCOUVER BC V6B 1L8

Finalized Date: 18- SEP- 2012
Account: RANSIL

Project: KEG (Main Group 1)

CERTIFICATE OF ANALYSIS WH12207206

Method	CERTIFICATE COMMENTS
ME- MS61	REE's may not be totally soluble in this method.
ME- MS61	Interference: Samples with Ca> 10%on ICP- MS As. ICP- AES As results reported (5 ppm DL)

ALS Canada Ltd.

2103 Dollarton Hwy
North Vancouver BC V7H 0A7
Phone: 604 984 0221 Fax: 604 984 0218 www.alsglobal.com

To: **SILVER RANGE RESOURCES LTD.**
C/O ARCHER, CATHRO & ASSOCIATES (1981) LIMITED
1016-510 W HASTINGS ST
VANCOUVER BC V6B 1L8

Finalized Date: 17-SEP-2012
Account: RANSIL

CERTIFICATE WH12207207

Project: Cirgue-Group 5

P.O. No.: Batch 43

This report is for 36 Drill Core samples submitted to our lab in Whitehorse, YT, Canada on 4-SEP-2012.

The following have access to data associated with this certificate:

MATT DUMALA	JOAN MARIACHER	HEATHER SMITH

SAMPLE PREPARATION

ALS CODE	DESCRIPTION
WEI-21	Received Sample Weight
LOG-22	Sample login - Rcd w/o BarCode
CRU-31	Fine crushing - 70%<2mm
CRU-QC	Crushing QC Test
SPL-21	Split sample - riffle splitter
PUL-QC	Pulverizing QC Test
PUL-31	Pulverize split to 85%<75 um
LOG-22d	Sample login - Rcd w/o BarCode dup
SPL-21d	Split sample - duplicate
PUL-31d	Pulverize Split - duplicate
LOG-23	Pulp Login - Rcvd with Barcode

ANALYTICAL PROCEDURES

ALS CODE	DESCRIPTION	INSTRUMENT
Au-AA24	Au 50g FA AA finish	AAS
ME-OG62	Ore Grade Elements - Four Acid	ICP-AES
Sn-XRF05	Sn-Trace Level XRF Analysis	XRF
ME-MS61	48 element four acid ICP-MS	
Pb-OG62	Ore Grade Pb - Four Acid	VARIABLE
Zn-OG62	Ore Grade Zn - Four Acid	VARIABLE

To: **SILVER RANGE RESOURCES LTD.**
ATTN: JOAN MARIACHER
C/O ARCHER, CATHRO & ASSOCIATES (1981) LIMITED
1016-510 W HASTINGS ST
VANCOUVER BC V6B 1L8

This is the Final Report and supersedes any preliminary report with this certificate number. Results apply to samples as submitted. All pages of this report have been checked and approved for release.

***** See Appendix Page for comments regarding this certificate *****

Signature: 

Colin Ramshaw, Vancouver Laboratory Manager

ALS Canada Ltd.
2103 Dollarton Hwy
North Vancouver BC V7H 0A7
Phone: 604 984 0221 Fax: 604 984 0218 www.alsglobal.com

To: **SILVER RANGE RESOURCES LTD.**
C/O ARCHER, CATHRO & ASSOCIATES (1981) LIMITED
1016-510 W HASTINGS ST
VANCOUVER BC V6B 1L8

Finalized Date: 17-SEP-2012
Account: RANSIL

Project: Cirgue-Group 5

CERTIFICATE OF ANALYSIS WH12207207

Sample Description	Method	WEI-21	Au-AA24	Sn-XRF05	ME-MS61	ME-MS61	ME-MS61	ME-MS61	ME-MS61	ME-MS61	ME-MS61	ME-MS61	ME-MS61	ME-MS61	ME-MS61	ME-MS61
	Analyte	Recvd Wt.	Au	Sn	Ag	Al	As	Ba	Be	Bi	Ca	Cd	Ce	Co	Cr	Cs
	Units	kg	ppm	ppm	ppm	%	ppm	ppm	ppm	ppm	%	ppm	ppm	ppm	ppm	ppm
	LOR	0.02	0.005	5	0.01	0.01	0.2	10	0.05	0.01	0.01	0.02	0.01	0.1	1	0.05
M389632		2.35	0.021	25	1.62	7.19	235	540	4.53	0.56	0.18	3.27	75.4	3.4	10	14.90
M389633		3.25	<0.005	31	0.56	7.26	371	500	4.75	0.71	0.38	0.62	73.9	3.2	9	15.05
M389634		5.09	<0.005	16	0.58	7.18	9.6	520	5.22	0.93	0.98	0.94	71.5	2.5	10	12.55
M389635		2.60	<0.005	14	0.40	7.17	20.9	510	5.15	0.87	1.07	0.44	71.7	3.5	8	14.25
M389636		2.87	<0.005	13	0.22	7.18	16.1	560	5.18	0.78	0.79	0.03	90.0	2.3	10	12.85
M389637		5.00	<0.005	10	0.09	7.00	0.9	520	5.46	0.78	1.09	0.04	90.9	2.6	14	10.70
M389638		4.92	<0.005	10	0.21	7.15	6.0	570	5.38	0.74	1.00	0.09	94.2	2.6	10	11.45
M389639		4.50	<0.005	13	1.09	7.26	3.2	480	5.60	2.02	0.95	2.79	106.5	2.7	12	14.55
M389640		2.96	<0.005	11	1.22	7.24	116.5	380	5.35	2.26	0.68	0.51	64.6	2.0	8	16.50
M389641		2.13	<0.005	14	0.31	7.17	11.5	520	5.55	0.63	1.42	0.11	96.1	2.6	8	17.70
M389642		0.26	0.079	9	64.4	4.98	2790	630	0.79	3.78	7.25	135.5	30.4	14.1	42	3.07
M389643		3.23	<0.005	19	0.57	7.61	261	440	5.22	0.47	0.86	0.52	104.0	2.6	9	23.0
M389644		2.38	<0.005	<5	0.02	0.06	<5	20	0.09	0.02	21.3	0.09	1.27	1.6	<1	0.58
M389645		4.60	0.007	21	0.80	7.60	339	380	5.02	0.51	0.94	0.85	116.5	2.4	9	24.7
M389646		4.51	<0.005	18	0.52	7.71	90.0	490	5.08	0.40	1.28	0.69	119.0	2.7	10	22.1
M389647		4.49	<0.005	22	0.90	7.19	163.5	400	4.99	0.72	1.42	1.09	112.5	3.0	12	20.4
M389648		4.39	<0.005	15	0.57	6.50	4.2	390	5.25	1.23	1.08	0.13	73.8	2.3	9	15.10
M389649		3.45	<0.005	14	0.33	7.38	8.1	560	5.62	0.69	1.47	0.09	116.0	2.8	11	15.55
M389650		1.82	<0.005	12	0.38	7.35	7.7	560	5.96	0.96	1.43	0.10	111.5	2.8	11	15.30
M389651		1.92	<0.005	13	0.30	7.01	2.6	610	5.54	0.53	1.87	0.09	97.8	3.1	8	15.60
M389652		2.34	0.013	27	2.96	6.39	747	160	4.90	1.07	1.61	2.75	90.8	2.5	7	19.90
M389653		0.80	0.066	20	12.90	1.96	>10000	40	3.04	1.05	2.74	50.1	27.9	4.1	6	10.90
M389654		2.50	<0.005	<5	0.03	0.08	7	20	0.09	0.02	21.7	0.11	1.54	1.7	<1	0.30
M389655		1.26	0.043	18	1.77	3.54	8530	60	3.43	0.21	2.80	2.69	34.5	3.0	6	14.65
M389656		1.08	0.006	27	1.23	6.58	1140	90	4.85	0.45	1.52	3.30	61.9	2.8	11	20.1
M389657		1.39	0.052	16	1.83	2.71	>10000	50	2.81	0.47	2.40	3.83	25.6	2.5	9	11.10
M389658		2.36	<0.005	13	0.53	7.02	111.5	280	5.52	0.67	0.75	0.36	70.6	3.2	12	18.80
M389659		2.24	0.007	11	0.68	7.08	1375	530	5.39	0.80	1.14	0.61	82.1	3.5	14	10.50
M389660		3.12	<0.005	9	0.14	7.24	8.1	520	5.53	0.52	1.31	0.06	75.3	3.2	15	10.25
M389661		4.68	<0.005	8	0.11	7.01	5.9	670	1.05	0.09	3.52	0.06	36.9	9.8	3	7.15
M389662		4.88	<0.005	7	0.09	7.61	1.1	700	1.06	0.09	3.67	0.06	42.6	11.1	3	7.70
M389663		0.26	0.100	13	61.3	4.71	2630	590	0.73	3.70	6.89	128.5	29.3	13.5	40	2.90
M389664		2.00	<0.005	12	10.95	7.22	4.7	570	4.81	0.72	0.63	0.26	79.7	4.6	18	10.25
M389665		<0.02	<0.005	9	10.55	7.28	4.0	580	4.85	0.71	0.63	0.23	78.1	4.7	18	10.55
M389666		3.06	<0.005	11	0.65	7.27	11.1	540	4.67	0.66	0.47	0.23	88.9	4.5	17	12.70
M389667		3.04	<0.005	15	0.61	7.28	14.6	450	4.34	0.77	0.49	0.33	95.0	2.6	12	11.50

***** See Appendix Page for comments regarding this certificate *****

ALS Canada Ltd.
2103 Dollarton Hwy
North Vancouver BC V7H 0A7
Phone: 604 984 0221 Fax: 604 984 0218 www.alsglobal.com

To: **SILVER RANGE RESOURCES LTD.**
C/O ARCHER, CATHRO & ASSOCIATES (1981) LIMITED
1016-510 W HASTINGS ST
VANCOUVER BC V6B 1L8

Finalized Date: 17-SEP-2012
Account: RANSIL

Project: Cirgue-Group 5

CERTIFICATE OF ANALYSIS WH12207207

Sample Description	Method	ME-MS61	ME-MS61	ME-MS61	ME-MS61	ME-MS61	ME-MS61	ME-MS61	ME-MS61	ME-MS61	ME-MS61	ME-MS61	ME-MS61	ME-MS61	ME-MS61	ME-MS61
	Analyte	Cu	Fe	Ga	Ge	Hf	In	K	La	Li	Mg	Mn	Mo	Na	Nb	Ni
	Units	ppm	%	ppm	ppm	ppm	ppm	%	ppm	ppm	%	ppm	ppm	%	ppm	ppm
	LOR	0.2	0.01	0.05	0.05	0.1	0.005	0.01	0.5	0.2	0.01	5	0.05	0.01	0.1	0.2
M389632		12.0	1.60	26.3	0.17	1.8	0.479	4.12	34.4	105.5	0.28	1560	0.32	0.15	11.4	4.0
M389633		11.4	1.77	26.3	0.19	1.9	0.053	4.08	34.4	72.3	0.31	937	0.39	0.80	12.2	3.6
M389634		5.1	1.32	25.1	0.20	2.0	0.065	4.04	33.5	70.3	0.34	478	0.34	1.61	11.8	2.6
M389635		6.1	1.45	24.6	0.21	2.0	0.050	4.02	33.3	38.4	0.32	1020	0.35	1.37	11.0	2.6
M389636		4.0	1.16	26.1	0.23	2.2	0.036	4.05	42.0	86.8	0.28	545	0.39	2.11	9.7	2.3
M389637		2.7	1.26	25.5	0.24	2.1	0.036	3.69	41.9	82.2	0.35	274	0.40	2.29	9.0	2.6
M389638		1.9	1.13	24.3	0.25	2.0	0.036	4.02	43.2	111.5	0.28	368	0.45	2.15	8.0	2.3
M389639		4.1	1.47	26.5	0.27	2.2	0.388	4.10	47.5	64.7	0.32	1290	0.68	1.82	10.2	2.1
M389640		12.9	0.95	25.2	0.19	1.7	0.065	4.28	29.4	266	0.23	772	0.31	0.61	9.0	2.4
M389641		2.8	1.18	23.7	0.26	2.2	0.035	4.19	42.1	53.9	0.21	1010	0.41	1.37	9.5	1.9
M389642		1095	3.89	11.70	0.17	1.5	0.083	1.43	14.3	18.2	0.72	2930	5.76	1.30	4.8	27.2
M389643		13.6	1.65	26.6	0.25	2.1	0.034	4.75	47.2	48.6	0.38	3390	0.51	0.13	9.7	2.1
M389644		1.6	0.48	0.48	0.22	<0.1	<0.005	0.03	0.6	1.3	12.90	214	0.12	0.01	0.4	<0.2
M389645		14.8	1.88	27.0	0.28	2.1	0.035	4.58	52.4	43.9	0.38	4490	0.49	0.10	9.8	2.0
M389646		10.0	1.91	26.0	0.26	2.2	0.032	4.78	52.3	53.7	0.31	5330	0.60	0.37	9.1	2.0
M389647		21.5	1.93	24.6	0.26	2.1	0.039	4.29	49.3	112.0	0.36	4250	0.38	0.18	9.6	2.4
M389648		4.8	1.00	20.5	0.26	1.7	0.052	4.19	32.8	134.5	0.27	1460	0.30	0.59	9.3	2.1
M389649		2.3	1.35	26.1	0.30	2.3	0.048	4.01	51.1	59.9	0.35	955	0.28	1.65	9.3	2.2
M389650		2.2	1.38	26.1	0.30	2.2	0.045	4.10	49.2	61.2	0.35	912	0.38	1.63	9.1	2.3
M389651		3.0	1.33	26.4	0.27	2.3	0.035	4.36	40.1	75.2	0.30	1940	0.36	0.51	7.5	2.1
M389652		27.9	3.00	22.4	0.23	1.6	0.026	2.98	41.6	112.5	0.47	8900	0.41	0.06	8.3	1.7
M389653		166.0	7.29	8.41	0.13	0.5	0.143	0.84	12.9	68.4	0.71	9720	0.40	0.02	2.9	1.8
M389654		2.2	0.50	0.50	0.13	<0.1	0.006	0.04	0.7	1.7	13.15	246	0.10	0.01	0.4	<0.2
M389655		40.6	3.04	14.35	0.10	0.9	0.031	1.61	16.2	78.2	0.86	6480	0.42	0.03	4.8	1.2
M389656		51.9	3.39	24.6	0.15	1.6	0.026	3.00	29.3	132.5	0.60	3770	0.22	0.05	9.5	3.0
M389657		27.7	2.54	10.70	0.09	0.7	0.032	1.20	11.7	93.3	0.69	6070	0.66	0.02	3.5	1.6
M389658		9.0	1.62	26.4	0.20	1.8	0.029	3.59	32.7	215	0.39	2280	0.29	0.09	10.1	4.1
M389659		11.8	1.58	26.7	0.23	2.0	0.038	3.84	38.1	115.5	0.39	917	0.34	1.19	10.2	3.9
M389660		3.7	1.47	26.6	0.26	2.0	0.035	3.66	34.8	43.6	0.39	460	0.30	1.82	10.1	4.0
M389661		8.5	3.77	18.55	0.21	3.0	0.051	1.54	13.7	82.0	0.97	852	0.86	2.44	8.4	2.0
M389662		10.8	4.09	18.45	0.23	2.8	0.053	1.51	16.0	87.0	1.14	871	0.82	2.35	8.2	2.1
M389663		1040	3.69	11.00	0.16	1.4	0.079	1.35	13.6	16.5	0.68	2760	5.58	1.23	4.6	26.0
M389664		16.6	1.54	22.7	0.26	2.4	0.038	4.07	35.3	50.2	0.35	974	0.40	1.81	13.2	12.9
M389665		16.4	1.59	22.5	0.25	2.5	0.036	4.15	34.5	49.6	0.35	981	0.51	1.83	13.2	13.3
M389666		6.9	1.84	23.1	0.22	2.5	0.039	4.29	41.3	35.1	0.28	1540	0.30	1.43	13.0	13.0
M389667		7.7	1.29	23.9	0.25	2.4	0.046	4.38	43.5	42.2	0.27	504	0.36	1.28	14.4	7.6

***** See Appendix Page for comments regarding this certificate *****

ALS Canada Ltd.
2103 Dollarton Hwy
North Vancouver BC V7H 0A7
Phone: 604 984 0221 Fax: 604 984 0218 www.alsglobal.com

To: **SILVER RANGE RESOURCES LTD.**
C/O ARCHER, CATHRO & ASSOCIATES (1981) LIMITED
1016-510 W HASTINGS ST
VANCOUVER BC V6B 1L8

Finalized Date: 17-SEP-2012
Account: RANSIL

Project: Cirgue-Group 5

CERTIFICATE OF ANALYSIS WH12207207

Sample Description	Method	ME-MS61	ME-MS61	ME-MS61	ME-MS61	ME-MS61	ME-MS61	ME-MS61	ME-MS61	ME-MS61	ME-MS61	ME-MS61	ME-MS61	ME-MS61	ME-MS61	ME-MS61
	Analyte	P	Pb	Rb	Re	S	Sb	Sc	Se	Sn	Sr	Ta	Te	Th	Ti	Tl
	Units	ppm	ppm	ppm	ppm	%	ppm	ppm	ppm	ppm	ppm	ppm	ppm	ppm	%	ppm
	LOR	10	0.5	0.1	0.002	0.01	0.05	0.1	1	0.2	0.2	0.05	0.05	0.2	0.005	0.02
M389632		480	734	369	<0.002	0.30	3.81	5.9	1	22.9	91.0	1.19	<0.05	19.0	0.192	4.33
M389633		570	154.5	354	<0.002	0.52	2.07	5.6	1	33.1	121.0	1.30	<0.05	17.7	0.183	3.89
M389634		570	239	302	<0.002	0.14	0.63	5.6	1	12.9	175.0	1.21	<0.05	17.7	0.181	2.14
M389635		620	123.5	303	<0.002	0.21	0.45	5.6	1	10.7	164.5	1.02	<0.05	17.6	0.176	2.49
M389636		410	45.3	313	<0.002	0.01	0.53	4.9	1	8.6	164.5	0.87	<0.05	24.4	0.172	1.92
M389637		300	44.2	283	<0.002	<0.01	0.12	4.8	<1	7.8	196.0	0.76	<0.05	24.7	0.175	1.55
M389638		440	49.1	310	<0.002	0.01	0.38	4.3	<1	8.4	183.5	0.58	<0.05	25.6	0.159	1.90
M389639		630	260	331	<0.002	0.08	1.05	5.0	1	11.6	145.5	0.77	<0.05	29.9	0.184	2.82
M389640		460	93.0	386	<0.002	0.08	2.60	4.0	<1	11.6	86.0	1.22	<0.05	16.6	0.122	2.83
M389641		700	46.9	330	<0.002	0.05	0.66	4.5	1	9.6	146.5	0.94	<0.05	25.6	0.177	2.82
M389642		710	>10000	69.8	0.003	2.88	58.4	9.1	6	3.0	463	0.33	0.18	3.8	0.220	0.70
M389643		800	70.5	439	<0.002	0.57	4.25	4.8	1	14.5	84.1	0.56	<0.05	28.1	0.186	5.84
M389644		170	3.3	2.9	<0.002	<0.01	<0.05	0.3	<1	<0.2	44.4	<0.05	<0.05	<0.2	<0.005	0.02
M389645		770	67.8	445	<0.002	0.74	5.56	4.9	<1	17.5	79.1	0.62	<0.05	30.2	0.187	6.11
M389646		810	64.9	412	<0.002	0.54	2.91	4.7	<1	15.6	107.0	0.66	<0.05	29.9	0.191	5.51
M389647		940	109.0	412	<0.002	0.85	4.72	4.6	1	15.9	83.5	0.85	<0.05	28.5	0.181	5.49
M389648		760	55.2	375	<0.002	0.19	1.83	3.8	<1	11.1	89.9	1.18	<0.05	18.4	0.130	3.80
M389649		940	58.3	330	<0.002	0.09	0.40	5.2	1	9.8	170.0	0.79	<0.05	29.0	0.189	2.91
M389650		900	61.0	328	<0.002	0.11	0.38	5.1	1	9.4	166.0	0.79	<0.05	28.3	0.189	2.81
M389651		910	46.8	336	<0.002	0.13	0.92	4.5	1	9.2	132.5	0.57	<0.05	24.9	0.193	3.65
M389652		830	744	364	<0.002	1.73	11.15	3.8	1	22.6	45.3	1.14	<0.05	23.0	0.140	5.76
M389653		220	4190	113.0	<0.002	7.64	58.9	1.6	3	16.1	32.2	0.39	<0.05	4.7	0.042	6.86
M389654		170	6.8	2.9	<0.002	<0.01	0.09	0.4	<1	<0.2	44.5	<0.05	<0.05	<0.2	<0.005	0.02
M389655		290	269	221	<0.002	1.75	29.3	2.7	<1	15.7	45.8	0.54	<0.05	7.3	0.082	4.17
M389656		520	40.6	385	<0.002	2.22	13.90	4.3	<1	24.1	38.2	1.12	<0.05	13.7	0.150	7.87
M389657		210	225	184.0	<0.002	1.34	35.7	2.0	<1	13.1	37.2	0.34	<0.05	5.3	0.060	2.92
M389658		530	48.4	377	<0.002	0.53	4.48	5.1	<1	11.3	59.5	1.12	<0.05	16.4	0.179	5.05
M389659		540	364	270	<0.002	0.15	4.21	5.1	1	7.6	145.0	0.93	<0.05	18.0	0.199	1.80
M389660		560	46.2	261	<0.002	0.02	0.85	5.3	1	7.1	178.5	0.96	<0.05	17.6	0.194	1.93
M389661		840	12.2	42.5	<0.002	0.03	0.20	12.0	1	1.6	416	0.55	<0.05	4.2	0.360	0.39
M389662		810	9.1	49.9	<0.002	0.02	0.22	14.3	1	1.8	428	0.54	<0.05	5.0	0.384	0.37
M389663		650	>10000	66.3	0.003	2.72	55.7	8.3	5	2.8	438	0.30	0.17	3.6	0.207	0.68
M389664		650	43.4	278	<0.002	<0.01	0.56	5.1	1	6.6	165.5	1.36	<0.05	24.3	0.189	1.80
M389665		660	41.5	282	<0.002	<0.01	0.56	5.1	1	6.7	166.0	1.40	<0.05	23.3	0.190	1.83
M389666		640	43.0	303	<0.002	0.02	2.65	4.7	1	8.0	126.0	1.42	<0.05	23.8	0.175	2.96
M389667		590	121.5	298	<0.002	0.05	1.77	3.5	1	10.4	112.5	1.41	<0.05	25.6	0.152	2.82

***** See Appendix Page for comments regarding this certificate *****

ALS Canada Ltd.
2103 Dollarton Hwy
North Vancouver BC V7H 0A7
Phone: 604 984 0221 Fax: 604 984 0218 www.alsglobal.com

To: **SILVER RANGE RESOURCES LTD.**
C/O ARCHER, CATHRO & ASSOCIATES (1981) LIMITED
1016-510 W HASTINGS ST
VANCOUVER BC V6B 1L8

Finalized Date: 17-SEP-2012
Account: RANSIL

Project: Cirgue-Group 5

CERTIFICATE OF ANALYSIS WH12207207

Sample Description	Method	ME-MS61	ME-MS61	ME-MS61	ME-MS61	ME-MS61	ME-MS61	Pb-OG62	Zn-OG62
	Analyte	U	V	W	Y	Zn	Zr	Pb	Zn
	Units	ppm	ppm	ppm	ppm	ppm	ppm	%	%
	LOR	0.1	1	0.1	0.1	2	0.5	0.001	0.001
M389632		7.1	25	13.9	8.1	949	67.4		
M389633		9.3	23	6.1	8.9	288	68.3		
M389634		6.7	21	2.0	8.5	318	71.4		
M389635		8.7	20	3.6	9.3	212	71.5		
M389636		13.9	23	1.5	7.9	51	78.4		
M389637		10.9	23	0.8	6.3	54	75.9		
M389638		10.7	21	1.5	7.2	53	73.5		
M389639		14.8	25	2.6	8.8	468	79.9		
M389640		11.3	17	2.6	6.2	102	55.9		
M389641		10.5	22	1.7	7.3	71	80.2		
M389642		1.7	68	10.0	12.2	>10000	45.5	1.975	1.985
M389643		9.7	24	6.0	9.0	243	76.5		
M389644		0.9	2	0.1	0.7	19	<0.5		
M389645		8.0	24	6.4	8.9	430	79.7		
M389646		6.4	25	4.3	8.6	491	80.8		
M389647		7.2	23	6.7	8.6	566	76.5		
M389648		8.5	16	4.5	8.1	73	59.0		
M389649		6.0	25	2.4	11.2	69	83.9		
M389650		7.9	24	2.1	10.8	79	79.7		
M389651		5.0	26	4.9	9.6	71	86.0		
M389652		8.7	18	7.9	10.5	1540	57.8		
M389653		1.7	7	4.7	5.5	>10000	14.8		2.26
M389654		0.4	3	0.1	0.9	32	<0.5		
M389655		5.2	12	6.4	6.3	1210	30.6		
M389656		9.1	21	7.1	6.9	1740	56.8		
M389657		2.1	10	6.5	5.0	1700	23.0		
M389658		7.2	25	6.9	8.0	191	65.6		
M389659		6.3	28	3.0	8.5	320	75.9		
M389660		6.6	28	1.4	8.4	45	74.8		
M389661		1.0	92	1.0	18.4	79	101.5		
M389662		1.0	106	1.0	19.9	78	91.0		
M389663		1.6	65	9.6	11.6	>10000	43.4	1.930	1.970
M389664		8.0	27	43.6	9.6	147	86.5		
M389665		7.7	27	41.9	9.3	137	86.3		
M389666		8.5	24	2.6	10.6	210	91.3		
M389667		8.3	15	3.6	9.5	111	81.7		

***** See Appendix Page for comments regarding this certificate *****

ALS Canada Ltd.
2103 Dollarton Hwy
North Vancouver BC V7H 0A7
Phone: 604 984 0221 Fax: 604 984 0218 www.alsglobal.com

To: **SILVER RANGE RESOURCES LTD.**
C/O ARCHER, CATHRO & ASSOCIATES (1981) LIMITED
1016- 510 W HASTINGS ST
VANCOUVER BC V6B 1L8

Page: Appendix 1
Total # Appendix Pages: 1
Finalized Date: 17- SEP- 2012
Account: RANSIL

Project: Cirgue- Group 5

CERTIFICATE OF ANALYSIS WH12207207

Method	CERTIFICATE COMMENTS
ME- MS61	REE's may not be totally soluble in this method.
ME- MS61	Interference: Samples with Ca> 10%on ICP- MS As. ICP- AES As results reported (5 ppm DL)

ALS Canada Ltd.

2103 Dollarton Hwy
North Vancouver BC V7H 0A7
Phone: 604 984 0221 Fax: 604 984 0218 www.alsglobal.com

To: **SILVER RANGE RESOURCES LTD.**
C/O ARCHER, CATHRO & ASSOCIATES (1981) LIMITED
1016-510 W HASTINGS ST
VANCOUVER BC V6B 1L8

Finalized Date: 19-SEP-2012
Account: RANSIL

CERTIFICATE WH12207208

Project: SNAP-Group 5

P.O. No.: Batch 44

This report is for 36 Drill Core samples submitted to our lab in Whitehorse, YT, Canada on 4-SEP-2012.

The following have access to data associated with this certificate:

MATT DUMALA	JOAN MARIACHER	HEATHER SMITH

SAMPLE PREPARATION

ALS CODE	DESCRIPTION
WEI-21	Received Sample Weight
LOG-22	Sample login - Rcd w/o BarCode
CRU-31	Fine crushing - 70%<2mm
CRU-QC	Crushing QC Test
SPL-21	Split sample - riffle splitter
PUL-QC	Pulverizing QC Test
PUL-31	Pulverize split to 85%<75 um
LOG-22d	Sample login - Rcd w/o BarCode dup
SPL-21d	Split sample - duplicate
PUL-31d	Pulverize Split - duplicate
LOG-23	Pulp Login - Rcvd with Barcode

ANALYTICAL PROCEDURES

ALS CODE	DESCRIPTION	INSTRUMENT
Au-AA24	Au 50g FA AA finish	AAS
ME-OG62	Ore Grade Elements - Four Acid	ICP-AES
Sn-XRF05	Sn-Trace Level XRF Analysis	XRF
ME-MS61	48 element four acid ICP-MS	
Ag-OG62	Ore Grade Ag - Four Acid	VARIABLE
Pb-OG62	Ore Grade Pb - Four Acid	VARIABLE
Zn-OG62	Ore Grade Zn - Four Acid	VARIABLE
Ag-GRA21	Ag 30g FA-GRAV finish	WST-SIM

To: **SILVER RANGE RESOURCES LTD.**
ATTN: JOAN MARIACHER
C/O ARCHER, CATHRO & ASSOCIATES (1981) LIMITED
1016-510 W HASTINGS ST
VANCOUVER BC V6B 1L8

This is the Final Report and supersedes any preliminary report with this certificate number. Results apply to samples as submitted. All pages of this report have been checked and approved for release.

***** See Appendix Page for comments regarding this certificate *****

Signature: 

Colin Ramshaw, Vancouver Laboratory Manager

ALS Canada Ltd.
2103 Dollarton Hwy
North Vancouver BC V7H 0A7
Phone: 604 984 0221 Fax: 604 984 0218 www.alsglobal.com

To: **SILVER RANGE RESOURCES LTD.**
C/O ARCHER, CATHRO & ASSOCIATES (1981) LIMITED
1016-510 W HASTINGS ST
VANCOUVER BC V6B 1L8

Finalized Date: 19-SEP-2012
Account: RANSIL

Project: SNAP-Group 5

CERTIFICATE OF ANALYSIS WH12207208

Sample Description	Method	WEI-21	Au-AA24	Sn-XRF05	ME-MS61	ME-MS61	ME-MS61	ME-MS61	ME-MS61	ME-MS61	ME-MS61	ME-MS61	ME-MS61	ME-MS61	ME-MS61	ME-MS61
	Analyte	Recvd Wt.	Au	Sn	Ag	Al	As	Ba	Be	Bi	Ca	Cd	Ce	Co	Cr	Cs
	Units	kg	ppm	ppm	ppm	%	ppm	ppm	ppm	ppm	%	ppm	ppm	ppm	ppm	ppm
	LOR	0.02	0.005	5	0.01	0.01	0.2	10	0.05	0.01	0.01	0.02	0.01	0.1	1	0.05
M389837		2.78	<0.005	7	0.08	7.05	2.1	550	5.71	0.59	1.13	0.07	68.7	5.1	16	14.35
M389838		3.13	<0.005	11	0.01	7.35	1.2	560	6.29	0.45	1.24	0.08	69.1	4.5	14	12.60
M389839		3.24	<0.005	13	0.55	7.49	8.4	460	5.01	0.70	1.10	0.61	75.9	4.2	15	14.85
M389840		3.31	<0.005	18	0.60	7.62	7.5	460	4.65	0.72	0.34	0.51	66.3	5.1	24	18.05
M389841		0.67	0.027	497	30.3	4.23	585	160	3.44	1.03	0.23	31.0	31.6	5.5	9	15.05
M389842		2.23	<0.005	5	0.03	0.13	5	40	0.07	0.04	20.7	0.09	1.56	1.9	<1	0.81
M389843		5.40	<0.005	14	0.62	7.71	8.5	470	5.21	1.01	0.57	0.43	67.8	4.2	19	23.5
M389844		4.42	<0.005	17	1.20	6.20	7.5	320	5.11	0.87	2.81	0.13	47.7	4.3	10	26.0
M389845		7.25	<0.005	13	0.21	7.14	0.8	560	5.85	0.87	1.42	0.16	62.8	4.4	20	10.50
M389846		7.16	<0.005	26	1.11	7.59	17.6	590	4.95	2.69	0.81	3.56	67.3	4.9	19	12.10
M389847		6.77	<0.005	16	0.92	7.40	13.4	590	4.94	0.69	1.11	0.66	73.3	4.7	23	13.75
M389848		0.05	6.34	NSS	>100	0.25	>10000	140	0.11	0.12	0.01	275	4.15	0.5	12	0.36
M389849		7.11	<0.005	20	2.52	7.15	26.9	480	4.63	0.85	1.32	0.68	69.6	4.5	16	13.20
M389850		6.91	<0.005	9	0.63	7.35	6.9	610	4.37	0.53	1.51	0.08	71.5	5.0	20	7.97
M389851		4.17	<0.005	13	0.33	7.01	3.3	530	4.23	0.84	1.47	0.07	67.3	4.7	17	12.95
M389852		2.03	<0.005	5	0.33	7.25	3.6	550	3.98	0.79	1.52	0.07	67.0	4.8	22	13.05
M389853		1.59	0.013	79	7.78	6.82	459	340	4.31	0.95	0.44	8.08	47.9	3.3	14	17.85
M389854		4.95	<0.005	9	0.31	6.90	2.5	470	3.82	1.09	1.30	0.12	59.7	4.0	21	12.20
M389855		2.95	0.005	135	2.97	6.80	18.0	200	4.83	0.63	0.27	6.47	73.6	4.8	22	21.4
M389856		1.28	0.087	354	8.34	5.12	5130	70	3.63	2.12	0.14	49.8	41.6	4.2	20	20.5
M389857		3.03	<0.005	5	0.12	0.05	<5	10	0.06	0.04	20.6	0.11	1.25	1.7	<1	0.21
M389858		4.00	<0.005	32	1.08	7.23	15.5	400	5.17	0.84	0.74	2.54	63.8	3.9	17	17.35
M389859		2.95	<0.005	56	1.90	6.16	9.5	260	3.39	1.07	0.54	5.10	43.6	2.7	13	18.05
M389860		6.81	<0.005	33	0.78	7.28	13.4	340	4.90	0.49	0.83	1.76	73.3	4.7	20	21.1
M389861		6.09	0.005	43	1.68	7.41	63.5	440	4.90	1.04	0.68	1.63	60.8	3.7	20	19.60
M389862		3.06	0.063	124	3.25	6.75	7530	190	4.95	0.71	0.23	5.32	63.6	4.0	30	22.4
M389863		1.18	0.011	323	2.14	4.00	293	80	2.91	1.31	0.14	15.50	39.4	3.4	20	13.90
M389864		0.27	0.115	10	60.8	4.68	2610	590	0.72	3.69	6.89	129.0	31.2	13.5	40	2.91
M389865		5.01	0.013	51	1.77	7.04	339	250	4.71	1.16	0.29	4.18	56.0	4.2	16	27.1
M389866		6.21	<0.005	10	0.20	7.34	3.1	600	5.40	0.39	0.76	0.26	67.8	5.2	15	11.60
M389867		7.45	<0.005	8	0.16	7.32	3.9	560	4.88	0.46	1.23	0.07	70.4	5.2	20	12.00
M389868		7.77	<0.005	9	0.11	7.37	1.5	580	5.23	0.60	1.66	0.05	67.1	4.7	15	12.40
M389869		7.66	<0.005	13	0.16	7.32	2.0	540	5.78	0.56	1.17	0.06	74.7	4.6	22	14.30
M389870		7.05	<0.005	13	0.46	6.63	8.4	370	5.17	1.21	1.11	0.18	61.2	4.4	17	23.0
M389871		<0.02	<0.005	14	0.47	6.84	8.4	370	4.42	1.48	1.18	0.18	56.2	4.3	19	23.3
M389872		7.37	<0.005	9	0.07	7.26	<0.2	540	5.22	0.56	1.67	0.03	62.3	4.5	18	13.55

***** See Appendix Page for comments regarding this certificate *****

ALS Canada Ltd.
2103 Dollarton Hwy
North Vancouver BC V7H 0A7
Phone: 604 984 0221 Fax: 604 984 0218 www.alsglobal.com

To: **SILVER RANGE RESOURCES LTD.**
C/O ARCHER, CATHRO & ASSOCIATES (1981) LIMITED
1016-510 W HASTINGS ST
VANCOUVER BC V6B 1L8

Finalized Date: 19-SEP-2012
Account: RANSIL

Project: SNAP-Group 5

CERTIFICATE OF ANALYSIS WH12207208

Sample Description	Method	ME-MS61	ME-MS61	ME-MS61	ME-MS61	ME-MS61	ME-MS61	ME-MS61	ME-MS61	ME-MS61	ME-MS61	ME-MS61	ME-MS61	ME-MS61	ME-MS61	ME-MS61
	Analyte	Cu	Fe	Ga	Ge	Hf	In	K	La	Li	Mg	Mn	Mo	Na	Nb	Ni
	Units	ppm	%	ppm	ppm	ppm	ppm	%	ppm	ppm	%	ppm	ppm	%	ppm	ppm
	LOR	0.2	0.01	0.05	0.05	0.1	0.005	0.01	0.5	0.2	0.01	5	0.05	0.01	0.1	0.2
M389837		12.5	1.98	28.8	0.12	1.5	0.039	3.42	33.2	63.1	0.45	848	1.64	1.93	13.1	5.1
M389838		8.0	1.92	26.4	0.12	1.5	0.042	3.41	33.5	110.5	0.48	665	1.18	2.28	12.4	4.6
M389839		8.1	2.06	25.9	0.22	1.7	0.060	3.59	35.1	64.9	0.40	2010	1.28	1.70	12.7	4.3
M389840		9.5	1.94	26.1	0.18	1.6	0.038	4.01	29.9	50.5	0.35	3740	2.06	0.26	11.7	4.1
M389841		59.7	9.60	15.10	0.15	0.8	5.91	2.10	15.1	47.0	0.21	4640	0.79	0.07	4.4	7.2
M389842		3.0	0.49	0.60	0.14	<0.1	0.010	0.08	0.7	2.1	12.50	221	0.35	0.01	0.4	<0.2
M389843		13.3	2.08	25.2	0.20	1.6	0.050	4.08	31.7	74.8	0.38	2170	1.34	0.53	10.1	4.6
M389844		71.2	2.04	24.7	0.19	1.7	0.033	3.87	19.0	56.9	0.39	1800	0.97	0.15	9.7	3.9
M389845		8.7	1.86	23.3	0.26	1.2	0.043	3.23	29.6	70.7	0.45	541	1.36	2.12	12.0	4.7
M389846		11.4	1.91	23.9	0.23	1.3	1.215	3.52	32.6	41.7	0.37	1080	1.46	1.35	11.7	4.9
M389847		8.2	2.14	23.2	0.22	1.3	0.066	3.63	34.9	40.3	0.39	1860	1.62	1.30	11.5	5.1
M389848		4100	11.10	2.20	0.12	0.1	0.117	0.11	2.6	6.4	<0.01	41	1.24	0.01	0.8	3.2
M389849		8.8	2.45	23.5	0.19	1.1	0.081	3.48	32.9	37.8	0.43	2440	1.45	1.37	9.8	5.2
M389850		4.1	1.94	24.6	0.22	1.4	0.036	3.34	33.3	64.7	0.49	492	1.20	2.22	12.3	5.3
M389851		8.4	1.83	23.8	0.24	1.3	0.036	3.19	31.2	99.0	0.47	380	0.99	2.26	13.3	5.8
M389852		8.9	1.86	24.2	0.25	1.3	0.035	3.33	31.1	101.0	0.49	375	1.43	2.33	13.5	6.2
M389853		19.0	2.98	20.2	0.19	1.1	1.155	3.67	23.1	80.3	0.35	2550	1.03	0.18	10.0	4.6
M389854		9.3	1.58	21.4	0.22	1.2	0.081	3.43	28.1	65.6	0.38	557	1.30	1.95	11.7	5.8
M389855		17.9	3.12	22.9	0.21	1.1	1.720	3.31	34.8	49.5	0.28	1090	1.23	0.07	11.3	7.7
M389856		54.6	10.30	18.20	0.18	0.7	41.8	2.29	18.6	31.6	0.18	785	1.32	0.03	7.4	5.1
M389857		8.7	0.47	0.43	0.13	<0.1	0.027	0.02	0.6	1.0	12.55	215	0.17	<0.01	0.3	<0.2
M389858		14.2	2.21	23.7	0.19	1.2	1.030	3.72	30.6	54.2	0.36	1360	1.45	0.69	11.1	4.8
M389859		15.0	1.78	20.3	0.20	0.9	2.24	3.67	20.6	46.1	0.32	1320	0.83	0.08	8.3	3.8
M389860		8.4	2.22	24.0	0.23	1.2	0.835	3.40	35.5	42.0	0.33	635	1.38	0.81	11.9	6.2
M389861		11.4	2.29	23.8	0.19	1.2	0.627	4.44	28.8	76.3	0.40	2700	1.58	0.10	11.5	5.1
M389862		26.3	3.76	22.4	0.19	1.1	1.880	3.42	30.3	39.0	0.30	1230	2.37	0.06	10.6	6.0
M389863		32.1	7.03	13.90	0.17	0.6	4.27	1.90	18.5	20.1	0.17	554	1.49	0.02	5.1	4.4
M389864		1030	3.68	11.00	0.13	1.4	0.083	1.35	14.9	16.0	0.68	2750	5.40	1.22	4.4	26.6
M389865		15.0	2.76	23.6	0.18	1.1	2.15	3.51	27.1	45.5	0.29	1760	1.02	0.05	10.2	4.3
M389866		7.4	2.04	25.4	0.24	1.3	0.088	3.67	32.2	67.1	0.46	1400	1.32	1.67	12.9	5.6
M389867		10.4	1.93	25.0	0.22	1.3	0.037	3.56	33.2	61.5	0.46	733	1.29	1.72	12.5	6.5
M389868		7.8	1.88	25.0	0.24	1.4	0.039	3.27	31.3	79.2	0.48	337	1.03	2.22	12.1	4.9
M389869		8.1	1.74	24.6	0.25	1.3	0.037	3.52	35.5	58.7	0.41	462	1.34	1.56	11.5	5.4
M389870		6.8	1.80	23.1	0.24	1.1	0.042	3.71	29.3	91.1	0.43	847	1.29	0.41	8.5	4.7
M389871		5.3	1.89	23.6	0.15	1.1	0.044	3.81	29.4	73.4	0.45	838	1.31	0.43	7.7	4.0
M389872		4.9	1.86	25.0	0.18	1.3	0.042	3.52	31.6	45.6	0.48	331	1.08	2.10	10.6	4.6

***** See Appendix Page for comments regarding this certificate *****

ALS Canada Ltd.
2103 Dollarton Hwy
North Vancouver BC V7H 0A7
Phone: 604 984 0221 Fax: 604 984 0218 www.alsglobal.com

To: **SILVER RANGE RESOURCES LTD.**
C/O ARCHER, CATHRO & ASSOCIATES (1981) LIMITED
1016-510 W HASTINGS ST
VANCOUVER BC V6B 1L8

Finalized Date: 19-SEP-2012
Account: RANSIL

Project: SNAP-Group 5

CERTIFICATE OF ANALYSIS WH12207208

Sample Description	Method	ME-MS61	ME-MS61	ME-MS61	ME-MS61	ME-MS61	ME-MS61	ME-MS61	ME-MS61	ME-MS61	ME-MS61	ME-MS61	ME-MS61	ME-MS61	ME-MS61	ME-MS61
	Analyte	P	Pb	Rb	Re	S	Sb	Sc	Se	Sn	Sr	Ta	Te	Th	Ti	Tl
	Units	ppm	ppm	ppm	ppm	%	ppm	ppm	ppm	ppm	ppm	ppm	ppm	ppm	%	ppm
	LOR	10	0.5	0.1	0.002	0.01	0.05	0.1	1	0.2	0.2	0.05	0.05	0.2	0.005	0.02
M389837		700	43.5	238	<0.002	0.05	0.53	7.1	1	6.3	197.5	1.21	<0.05	16.3	0.252	1.90
M389838		670	43.7	236	<0.002	0.02	0.18	6.2	1	6.4	225	1.29	<0.05	16.1	0.238	1.51
M389839		680	145.0	289	<0.002	0.27	1.53	6.3	1	11.4	171.0	1.70	<0.05	16.8	0.230	2.85
M389840		700	131.5	327	<0.002	0.23	1.92	6.0	1	9.3	78.5	1.28	<0.05	14.4	0.210	3.89
M389841		460	>10000	204	0.002	8.82	64.2	2.8	1	48.6	24.6	0.61	<0.05	5.9	0.080	6.68
M389842		190	7.1	5.7	<0.002	<0.01	0.07	0.6	<1	0.2	45.9	<0.05	<0.05	<0.2	0.006	0.03
M389843		650	98.7	337	<0.002	0.26	2.02	5.7	1	8.8	89.3	1.08	<0.05	15.1	0.196	3.98
M389844		610	48.2	301	<0.002	0.19	1.49	5.1	<1	7.5	94.7	1.08	<0.05	10.7	0.194	4.30
M389845		720	62.2	223	<0.002	0.04	0.21	6.7	1	7.4	232	1.29	<0.05	12.6	0.240	1.39
M389846		690	98.8	256	<0.002	0.24	1.20	6.4	1	14.5	187.0	1.26	<0.05	13.3	0.229	2.21
M389847		720	172.0	284	<0.002	0.22	1.35	6.9	1	14.3	165.5	1.13	<0.05	14.3	0.236	2.94
M389848		60	>10000	8.7	0.003	>10.0	3910	0.7	7	145.5	7.4	<0.05	<0.05	0.5	0.011	0.12
M389849		640	184.0	302	<0.002	0.44	3.30	6.6	1	15.9	143.0	0.92	<0.05	13.5	0.209	2.54
M389850		740	62.1	210	<0.002	0.02	0.82	7.3	1	5.4	255	1.27	<0.05	15.0	0.262	1.34
M389851		660	49.1	226	<0.002	0.05	0.39	7.0	1	6.9	219	1.29	<0.05	13.7	0.247	1.29
M389852		680	51.3	234	<0.002	0.06	0.38	7.1	1	7.1	227	1.30	<0.05	13.9	0.250	1.34
M389853		630	1110	322	<0.002	1.72	9.96	6.2	1	35.4	60.6	1.18	<0.05	9.1	0.154	4.43
M389854		610	51.9	235	<0.002	0.08	0.33	6.7	1	7.0	190.0	1.28	<0.05	12.3	0.200	1.60
M389855		530	755	333	<0.002	2.62	8.03	7.2	1	48.4	26.4	1.12	<0.05	15.6	0.228	6.09
M389856		380	1770	241	<0.002	>10.0	34.4	4.9	2	83.0	12.5	0.76	<0.05	8.9	0.147	5.33
M389857		170	3.9	2.0	<0.002	<0.01	0.19	0.5	<1	0.2	42.5	<0.05	<0.05	<0.2	<0.005	0.02
M389858		590	200	345	<0.002	0.85	2.70	6.5	1	32.0	106.0	1.12	<0.05	13.5	0.203	4.92
M389859		500	294	352	<0.002	0.96	2.29	5.3	1	35.2	36.4	0.97	<0.05	9.1	0.130	4.55
M389860		580	117.0	290	<0.002	1.29	2.44	6.9	1	20.3	105.5	1.06	<0.05	15.3	0.236	4.23
M389861		580	244	421	<0.002	0.79	2.36	7.1	1	35.2	66.8	1.13	<0.05	13.0	0.207	5.85
M389862		570	618	379	<0.002	2.72	28.0	6.3	1	71.1	29.6	1.07	<0.05	12.7	0.203	6.93
M389863		340	113.5	200	<0.002	7.05	5.92	3.6	1	59.8	8.7	0.44	<0.05	7.7	0.095	3.99
M389864		660	>10000	68.8	0.002	2.71	53.2	8.7	5	2.9	434	0.32	0.15	3.8	0.210	0.69
M389865		670	328	330	<0.002	1.64	4.24	5.9	1	24.0	32.8	0.88	<0.05	11.3	0.182	5.89
M389866		760	60.5	253	<0.002	0.05	0.80	7.2	1	7.4	191.0	0.87	<0.05	13.9	0.247	2.01
M389867		650	44.4	260	<0.002	0.06	0.49	7.3	1	6.7	196.5	0.86	<0.05	14.4	0.248	1.93
M389868		720	42.4	233	<0.002	0.04	0.15	7.1	1	6.2	252	0.74	<0.05	13.6	0.258	1.59
M389869		680	41.5	258	<0.002	0.06	0.41	7.1	1	6.5	188.5	0.98	<0.05	15.5	0.239	1.90
M389870		620	60.2	312	<0.002	0.52	1.06	5.9	1	11.0	81.7	0.82	<0.05	12.6	0.175	3.48
M389871		590	59.2	309	<0.002	0.51	1.13	5.3	1	11.9	84.7	0.76	<0.05	12.3	0.173	3.62
M389872		670	34.5	234	<0.002	0.04	0.21	6.4	1	6.9	220	0.84	<0.05	13.9	0.242	1.82

***** See Appendix Page for comments regarding this certificate *****

ALS Canada Ltd.
2103 Dollarton Hwy
North Vancouver BC V7H 0A7
Phone: 604 984 0221 Fax: 604 984 0218 www.alsglobal.com

To: **SILVER RANGE RESOURCES LTD.**
C/O ARCHER, CATHRO & ASSOCIATES (1981) LIMITED
1016-510 W HASTINGS ST
VANCOUVER BC V6B 1L8

Finalized Date: 19-SEP-2012
Account: RANSIL

Project: SNAP-Group 5

CERTIFICATE OF ANALYSIS WH12207208

Sample Description	Method	ME-MS61	ME-MS61	ME-MS61	ME-MS61	ME-MS61	ME-MS61	Ag-OG62	Pb-OG62	Zn-OG62	Ag-GRA21
	Analyte	U	V	W	Y	Zn	Zr	Ag	Pb	Zn	Ag
	Units	ppm	ppm	ppm	ppm	ppm	ppm	ppm	%	%	ppm
	LOR	0.1	1	0.1	0.1	2	0.5	1	0.001	0.001	5
M389837		6.2	41	2.1	11.0	241	56.6				
M389838		7.1	39	3.5	9.9	237	52.6				
M389839		8.6	37	2.1	9.8	279	59.4				
M389840		8.3	35	7.6	10.3	301	56.4				
M389841		5.1	17	3.8	6.2	8130	24.7		1.165		
M389842		0.6	3	0.1	0.9	21	0.6				
M389843		6.1	33	7.4	10.7	253	56.4				
M389844		4.6	33	3.6	9.0	104	61.2				
M389845		5.7	44	2.0	8.8	86	46.7				
M389846		5.5	43	6.2	10.1	742	47.3				
M389847		7.0	45	5.5	11.1	289	49.8				
M389848		0.5	8	187.0	0.8	>10000	3.6	>1500	11.30	2.66	NSS
M389849		4.8	43	6.0	10.6	232	43.6				
M389850		4.8	47	3.4	9.8	61	51.7				
M389851		5.2	43	0.9	8.4	58	48.4				
M389852		5.8	43	0.9	8.4	58	47.8				
M389853		7.2	28	3.1	9.2	2500	33.8				
M389854		6.2	34	1.1	8.1	66	38.4				
M389855		6.2	44	6.5	8.1	1740	39.5				
M389856		4.5	28	5.0	5.5	>10000	25.6			1.030	
M389857		0.7	2	0.1	0.7	24	<0.5				
M389858		8.5	36	4.9	9.1	696	44.4				
M389859		6.0	23	4.0	7.5	1290	28.6				
M389860		5.6	42	5.9	8.6	487	45.7				
M389861		5.6	37	7.3	9.5	521	39.7				
M389862		6.6	37	9.9	8.5	1430	38.5				
M389863		2.2	22	3.7	4.8	3860	21.9				
M389864		1.7	65	10.5	11.9	>10000	43.0		1.955	1.975	
M389865		7.0	37	5.5	8.7	1080	39.6				
M389866		4.1	46	2.7	10.5	377	47.9				
M389867		6.3	44	1.8	9.8	164	49.1				
M389868		5.0	45	1.0	9.3	60	53.0				
M389869		6.7	42	2.8	10.4	61	49.9				
M389870		5.2	37	2.7	9.5	98	42.8				
M389871		7.1	36	2.3	8.5	95	42.6				
M389872		5.1	40	1.2	9.1	53	52.3				

***** See Appendix Page for comments regarding this certificate *****

ALS Canada Ltd.
2103 Dollarton Hwy
North Vancouver BC V7H 0A7
Phone: 604 984 0221 Fax: 604 984 0218 www.alsglobal.com

To: **SILVER RANGE RESOURCES LTD.**
C/O ARCHER, CATHRO & ASSOCIATES (1981) LIMITED
1016-510 W HASTINGS ST
VANCOUVER BC V6B 1L8

Finalized Date: 19-SEP-2012
Account: RANSIL

Project: SNAP-Group 5

CERTIFICATE OF ANALYSIS WH12207208

Method	CERTIFICATE COMMENTS
ALL METHODS	NSS is non-sufficient sample.
ME-MS61	REE's may not be totally soluble in this method.
ME-MS61	Interference: Samples with Ca>10% on ICP-MS As. ICP-AES As results reported (5 ppm DL)

ALS Canada Ltd.
2103 Dollarton Hwy
North Vancouver BC V7H 0A7
Phone: 604 984 0221 Fax: 604 984 0218 www.alsglobal.com

To: **SILVER RANGE RESOURCES LTD.**
C/O ARCHER, CATHRO & ASSOCIATES (1981) LIMITED
1016-510 W HASTINGS ST
VANCOUVER BC V6B 1L8

Finalized Date: 20-SEP-2012
Account: RANSIL

CERTIFICATE WH12207209

Project: Risby-Group 5

P.O. No.: Batch 45

This report is for 36 Drill Core samples submitted to our lab in Whitehorse, YT, Canada on 4-SEP-2012.

The following have access to data associated with this certificate:

MATT DUMALA	JOAN MARIACHER	HEATHER SMITH

SAMPLE PREPARATION

ALS CODE	DESCRIPTION
WEI-21	Received Sample Weight
LOG-22	Sample login - Rcd w/o BarCode
CRU-31	Fine crushing - 70%<2mm
CRU-QC	Crushing QC Test
PUL-QC	Pulverizing QC Test
SPL-22Y	Split Sample - Boyd Rotary Splitter
PUL-31	Pulverize split to 85%<75 um
LOG-22d	Sample login - Rcd w/o BarCode dup
SPL-21d	Split sample - duplicate
PUL-31d	Pulverize Split - duplicate
LOG-23	Pulp Login - Rcvd with Barcode

ANALYTICAL PROCEDURES

ALS CODE	DESCRIPTION	INSTRUMENT
Au-AA24	Au 50g FA AA finish	AAS
ME-OG62	Ore Grade Elements - Four Acid	ICP-AES
Sn-XRF05	Sn-Trace Level XRF Analysis	XRF
ME-MS61	48 element four acid ICP-MS	
Ag-OG62	Ore Grade Ag - Four Acid	VARIABLE
Pb-OG62	Ore Grade Pb - Four Acid	VARIABLE
Zn-OG62	Ore Grade Zn - Four Acid	VARIABLE

To: **SILVER RANGE RESOURCES LTD.**
ATTN: JOAN MARIACHER
C/O ARCHER, CATHRO & ASSOCIATES (1981) LIMITED
1016-510 W HASTINGS ST
VANCOUVER BC V6B 1L8

This is the Final Report and supersedes any preliminary report with this certificate number. Results apply to samples as submitted. All pages of this report have been checked and approved for release.

***** See Appendix Page for comments regarding this certificate *****

Signature: 

Colin Ramshaw, Vancouver Laboratory Manager

ALS Canada Ltd.
2103 Dollarton Hwy
North Vancouver BC V7H 0A7
Phone: 604 984 0221 Fax: 604 984 0218 www.alsglobal.com

To: **SILVER RANGE RESOURCES LTD.**
C/O ARCHER, CATHRO & ASSOCIATES (1981) LIMITED
1016-510 W HASTINGS ST
VANCOUVER BC V6B 1L8

Finalized Date: 20-SEP-2012
Account: RANSIL

Project: Risby-Group 5

CERTIFICATE OF ANALYSIS WH12207209

Sample Description	Method / Analyte / Units / LOR	WEI-21 Recvd Wt. kg 0.02	Au-AA24 Au ppm 0.005	Sn-XRF05 Sn ppm 5	ME-MS61 Ag ppm 0.01	ME-MS61 Al % 0.01	ME-MS61 As ppm 0.2	ME-MS61 Ba ppm 10	ME-MS61 Be ppm 0.05	ME-MS61 Bi ppm 0.01	ME-MS61 Ca % 0.01	ME-MS61 Cd ppm 0.02	ME-MS61 Ce ppm 0.01	ME-MS61 Co ppm 0.1	ME-MS61 Cr ppm 1	ME-MS61 Cs ppm 0.05
L862700		2.37	<0.005	9	0.05	7.50	<0.2	610	5.85	0.66	1.10	<0.02	77.4	2.1	14	10.55
L862701		2.11	<0.005	12	0.22	7.33	2.3	560	5.84	0.85	1.20	0.05	71.8	2.1	13	13.05
L862702		2.46	<0.005	14	0.21	7.62	1.7	560	6.15	1.16	1.05	0.05	73.2	2.0	15	14.60
L862703		3.98	<0.005	10	0.12	7.60	0.3	620	6.50	0.71	1.15	0.05	76.1	2.1	17	12.50
L862704		2.30	<0.005	11	0.13	7.58	0.9	630	6.35	0.73	1.12	0.03	79.5	2.2	15	16.20
L862705		2.24	<0.005	10	0.26	7.57	2.3	600	6.12	0.54	1.22	0.13	76.5	2.2	16	19.15
L862706		2.14	<0.005	21	0.09	7.24	0.2	560	10.00	0.62	1.03	0.02	71.3	1.9	14	31.0
L862707		2.86	<0.005	13	0.18	7.90	7.2	630	5.51	0.58	1.21	0.03	87.9	4.4	26	13.15
L862708		2.19	<0.005	13	0.08	7.52	<0.2	660	5.05	0.54	1.31	0.03	88.3	4.4	21	8.01
L862709		3.85	<0.005	<5	0.01	0.06	<5	20	0.07	0.02	21.3	0.06	1.21	1.1	<1	0.14
M389668		1.79	<0.005	17	1.25	7.32	45.8	420	3.39	3.63	0.05	0.02	94.7	0.6	10	16.05
M389669		2.19	0.033	132	33.0	4.10	516	170	2.11	162.5	0.04	0.28	44.0	1.1	23	7.32
M389670		1.68	0.085	116	65.3	4.60	1610	320	2.78	4.77	0.02	0.29	49.6	1.6	22	10.10
M389671		2.02	0.007	36	12.80	7.47	253	700	3.93	1.33	0.02	0.07	79.0	1.6	22	18.80
M389672		0.27	0.112	8	62.2	4.68	2540	600	0.73	3.96	6.48	128.5	25.1	12.6	43	2.63
M389673		3.19	0.036	15	20.2	6.69	258	510	3.67	2.13	0.02	0.13	65.7	1.0	18	15.00
M389674		3.93	0.518	29	>100	5.70	1455	430	3.72	1.88	0.02	0.35	65.1	1.0	21	16.10
M389675		3.83	<0.005	12	4.69	7.16	110.0	630	3.66	1.44	0.02	0.06	78.8	1.1	17	15.55
M389676		2.36	<0.005	10	2.76	7.60	22.2	620	3.89	1.03	0.04	0.25	83.6	1.8	23	15.60
M389677		3.62	<0.005	13	1.61	6.91	36.5	450	3.44	0.81	0.05	0.24	89.1	1.5	14	19.35
M389678		2.65	0.010	16	2.27	6.48	53.0	460	3.45	1.24	0.05	0.33	79.9	2.6	18	16.30
M389679		3.15	<0.005	<5	0.03	0.06	<5	20	0.06	0.02	20.7	0.08	1.43	1.5	<1	0.17
M389680		3.83	0.040	13	1.59	7.32	36.3	530	4.35	0.75	0.44	0.47	91.1	4.3	20	16.40
M389681		4.40	<0.005	13	0.16	7.08	4.2	510	5.30	0.90	0.51	0.12	85.1	5.0	17	14.10
M389682		2.11	<0.005	10	0.08	6.96	3.4	500	5.35	0.77	0.53	0.15	80.1	4.7	17	13.40
M389683		4.28	<0.005	7	0.42	7.00	33.6	470	5.68	0.80	0.25	0.41	84.3	4.5	20	18.65
M389684		4.18	<0.005	13	0.39	7.64	23.5	540	4.78	0.70	0.18	0.58	95.0	5.8	22	16.35
M389685		4.12	<0.005	15	0.37	7.41	37.3	550	5.48	0.71	0.29	0.36	88.3	4.3	17	16.95
M389686		<0.02	<0.005	14	0.60	7.86	39.1	550	6.25	0.82	0.34	0.43	103.0	5.4	20	18.35
M389687		4.23	<0.005	11	0.26	7.48	65.1	520	4.40	0.65	0.34	0.13	87.6	4.9	25	11.80
M389688		2.03	<0.005	12	0.84	7.46	90.2	480	4.52	0.58	0.18	0.10	78.7	4.4	14	19.70
M389689		0.27	0.088	8	59.7	4.92	2480	590	0.81	3.93	6.85	124.0	28.0	14.8	39	2.89
M389690		1.96	<0.005	10	0.97	6.93	36.7	410	4.47	0.90	0.16	0.35	74.8	3.1	14	22.5
M389691		0.39	0.011	12	1.28	1.68	105.0	70	1.70	2.53	0.07	0.16	14.95	2.9	16	8.04
M389692		2.06	<0.005	13	0.34	7.29	15.1	530	5.17	0.69	0.19	0.21	85.3	4.2	15	18.75
M389693		3.05	<0.005	8	1.62	7.10	31.9	510	4.96	6.24	0.18	0.15	84.2	4.7	14	15.15

***** See Appendix Page for comments regarding this certificate *****

ALS Canada Ltd.
2103 Dollarton Hwy
North Vancouver BC V7H 0A7
Phone: 604 984 0221 Fax: 604 984 0218 www.alsglobal.com

To: **SILVER RANGE RESOURCES LTD.**
C/O ARCHER, CATHRO & ASSOCIATES (1981) LIMITED
1016-510 W HASTINGS ST
VANCOUVER BC V6B 1L8

Finalized Date: 20-SEP-2012
Account: RANSIL

Project: Risby-Group 5

CERTIFICATE OF ANALYSIS WH12207209

Sample Description	Method	ME-MS61	ME-MS61	ME-MS61	ME-MS61	ME-MS61	ME-MS61	ME-MS61	ME-MS61	ME-MS61	ME-MS61	ME-MS61	ME-MS61	ME-MS61	ME-MS61	ME-MS61
	Analyte	Cu	Fe	Ga	Ge	Hf	In	K	La	Li	Mg	Mn	Mo	Na	Nb	Ni
	Units	ppm	%	ppm	ppm	ppm	ppm	%	ppm	ppm	%	ppm	ppm	%	ppm	ppm
	LOR	0.2	0.01	0.05	0.05	0.1	0.005	0.01	0.5	0.2	0.01	5	0.05	0.01	0.1	0.2
L862700		1.9	1.24	27.4	0.29	2.3	0.036	3.82	38.8	95.8	0.34	228	0.78	2.32	8.3	1.9
L862701		3.1	1.20	26.6	0.31	2.2	0.037	3.73	35.8	85.6	0.31	606	0.84	1.62	8.5	1.9
L862702		2.1	1.13	27.9	0.29	2.1	0.038	4.05	37.2	153.5	0.30	730	0.88	1.66	9.4	1.7
L862703		2.3	1.26	27.0	0.27	2.3	0.033	3.78	38.2	96.3	0.34	341	0.96	2.16	9.0	1.9
L862704		1.8	1.26	27.9	0.31	2.1	0.039	3.72	39.9	113.0	0.34	322	0.81	2.20	8.7	1.9
L862705		2.0	1.27	26.6	0.32	2.3	0.029	4.02	38.0	75.3	0.28	1030	0.92	1.49	9.7	1.9
L862706		1.2	1.14	26.2	0.30	2.1	0.030	3.67	36.1	95.4	0.31	333	0.72	2.13	11.0	1.6
L862707		6.7	1.69	29.6	0.31	1.5	0.048	3.76	43.8	93.5	0.46	761	1.16	1.75	8.8	5.8
L862708		7.9	1.69	27.9	0.31	1.7	0.042	3.52	43.6	104.0	0.52	296	0.85	2.26	8.8	5.7
L862709		1.5	0.47	0.49	0.31	<0.1	<0.005	0.02	0.6	1.3	12.80	210	0.19	0.01	0.2	1.9
M389668		6.2	0.75	23.0	0.47	2.4	0.046	4.92	45.3	34.5	0.17	108	1.03	0.15	10.7	1.4
M389669		62.1	2.67	16.65	0.26	1.1	0.041	2.01	21.3	23.3	0.16	109	5.14	0.03	4.2	2.9
M389670		94.8	2.98	19.25	0.17	1.5	0.043	2.26	24.9	37.1	0.19	139	6.94	0.03	5.9	4.1
M389671		32.0	1.95	22.3	0.32	2.3	0.039	4.22	38.4	30.8	0.23	212	0.76	0.12	11.4	2.2
M389672		1010	3.51	10.65	0.19	1.2	0.075	1.28	12.9	15.3	0.65	2690	4.94	1.19	4.1	26.4
M389673		36.8	1.50	21.4	0.22	2.0	0.041	3.64	31.8	39.0	0.20	187	0.72	0.10	10.3	2.5
M389674		39.6	1.38	19.20	0.25	1.9	0.063	2.99	31.6	55.8	0.21	196	0.87	0.06	9.6	2.4
M389675		12.0	0.94	22.1	0.28	2.3	0.039	3.84	38.1	36.8	0.18	159	0.58	0.12	13.0	2.3
M389676		30.3	0.86	23.5	0.29	2.3	0.043	4.18	40.2	27.7	0.15	556	0.87	0.15	14.6	6.5
M389677		20.3	0.94	22.4	0.33	2.3	0.042	4.56	42.8	27.8	0.18	220	0.70	0.12	11.7	3.5
M389678		18.2	1.09	23.0	0.14	2.2	0.044	3.97	38.4	38.3	0.20	288	1.10	0.10	9.1	5.9
M389679		3.9	0.47	0.35	0.07	<0.1	0.006	0.02	0.7	0.9	12.75	204	0.10	<0.01	0.3	2.7
M389680		18.8	1.19	23.9	0.17	2.5	0.046	4.47	44.0	35.6	0.30	901	0.83	0.90	13.6	10.2
M389681		5.1	1.40	23.0	0.21	2.5	0.039	4.14	40.7	33.3	0.33	1350	0.73	1.54	12.9	10.7
M389682		4.9	1.39	23.1	0.24	2.4	0.041	4.10	38.8	35.8	0.33	1420	0.67	1.57	13.1	10.4
M389683		14.0	1.67	22.8	0.23	2.3	0.041	4.55	40.8	76.7	0.26	3270	0.79	0.45	11.8	11.1
M389684		9.9	1.07	25.1	0.22	2.6	0.038	4.70	45.3	88.7	0.28	655	0.80	0.46	13.1	11.3
M389685		16.5	1.25	24.0	0.22	2.6	0.040	4.61	42.7	38.2	0.25	1440	0.69	0.82	12.5	10.4
M389686		17.8	1.48	26.0	0.27	2.8	0.046	4.64	49.9	44.1	0.29	1670	1.12	0.86	14.2	13.1
M389687		6.6	1.42	24.5	0.23	2.5	0.042	4.43	42.3	50.4	0.30	1900	1.32	0.79	14.5	10.4
M389688		7.5	2.15	23.7	0.22	2.2	0.040	4.80	38.5	54.6	0.25	1720	0.83	0.16	12.7	10.2
M389689		1010	3.84	11.70	0.17	1.5	0.079	1.32	14.5	17.0	0.69	2700	5.22	1.21	4.5	28.5
M389690		11.1	1.30	21.9	0.15	2.1	0.033	4.56	36.2	59.8	0.23	1080	0.92	0.13	10.3	6.4
M389691		22.2	2.09	7.94	0.08	0.3	0.017	0.90	7.3	25.4	0.07	327	1.77	0.02	2.2	4.8
M389692		4.9	1.67	24.0	0.22	2.4	0.040	4.78	41.1	75.1	0.24	2850	0.95	0.16	13.8	8.9
M389693		12.8	1.99	23.0	0.23	2.4	0.038	4.66	40.2	141.5	0.22	2420	0.76	0.16	12.0	8.4

***** See Appendix Page for comments regarding this certificate *****

ALS Canada Ltd.
2103 Dollarton Hwy
North Vancouver BC V7H 0A7
Phone: 604 984 0221 Fax: 604 984 0218 www.alsglobal.com

To: **SILVER RANGE RESOURCES LTD.**
C/O ARCHER, CATHRO & ASSOCIATES (1981) LIMITED
1016-510 W HASTINGS ST
VANCOUVER BC V6B 1L8

Finalized Date: 20-SEP-2012
Account: RANSIL

Project: Risby-Group 5

CERTIFICATE OF ANALYSIS WH12207209

Sample Description	Method	ME-MS61	ME-MS61	ME-MS61	ME-MS61	ME-MS61	ME-MS61	ME-MS61	ME-MS61	ME-MS61	ME-MS61	ME-MS61	ME-MS61	ME-MS61	ME-MS61	ME-MS61
	Analyte	P	Pb	Rb	Re	S	Sb	Sc	Se	Sn	Sr	Ta	Te	Th	Ti	Tl
	Units	ppm	ppm	ppm	ppm	%	ppm	ppm	ppm	ppm	ppm	ppm	ppm	ppm	%	ppm
	LOR	10	0.5	0.1	0.002	0.01	0.05	0.1	1	0.2	0.2	0.05	0.05	0.2	0.005	0.02
L862700		570	43.9	252	<0.002	<0.01	0.10	4.9	<1	6.5	213	0.60	<0.05	19.8	0.188	1.60
L862701		540	45.8	265	<0.002	0.06	1.50	4.7	<1	6.7	177.0	0.65	<0.05	18.1	0.176	2.20
L862702		550	51.0	275	<0.002	0.06	2.13	4.7	<1	6.6	175.5	0.78	<0.05	19.2	0.171	2.00
L862703		540	45.2	264	<0.002	0.01	0.30	5.0	<1	6.7	208	0.65	<0.05	19.4	0.187	1.80
L862704		550	48.1	263	<0.002	<0.01	0.94	4.9	<1	7.0	211	0.62	<0.05	19.7	0.186	1.67
L862705		550	53.9	281	<0.002	0.08	3.63	4.3	<1	7.8	178.5	0.75	<0.05	19.9	0.184	2.34
L862706		640	41.8	290	<0.002	<0.01	0.26	4.3	<1	15.2	191.0	2.10	<0.05	17.8	0.172	1.83
L862707		600	41.9	264	<0.002	0.08	0.95	6.6	1	7.4	189.5	0.59	<0.05	21.8	0.223	1.93
L862708		610	38.7	238	<0.002	0.03	0.10	5.8	<1	6.3	230	0.53	<0.05	21.6	0.232	1.49
L862709		190	1.3	1.4	<0.002	<0.01	<0.05	0.2	<1	<0.2	46.7	<0.05	<0.05	<0.2	<0.005	<0.02
M389668		390	265	364	<0.002	0.13	6.56	3.0	<1	11.8	79.4	1.14	<0.05	29.6	0.110	4.65
M389669		410	1325	204	<0.002	0.13	50.6	2.1	1	99.8	41.4	0.45	1.40	12.1	0.061	1.75
M389670		590	4150	223	<0.002	0.22	107.5	3.1	2	85.9	163.5	0.73	0.05	15.5	0.086	2.88
M389671		710	956	384	<0.002	0.20	19.80	4.5	<1	25.7	399	1.33	<0.05	22.8	0.154	6.40
M389672		650	>10000	60.4	<0.002	2.59	51.6	7.9	4	2.7	429	0.29	0.19	3.8	0.201	0.72
M389673		490	472	301	<0.002	0.29	27.0	4.1	<1	12.6	272	1.27	<0.05	19.3	0.133	4.50
M389674		400	712	281	<0.002	0.40	198.5	3.5	<1	23.8	244	1.08	<0.05	18.6	0.123	4.65
M389675		540	188.0	308	<0.002	0.19	13.55	3.6	<1	7.4	293	1.40	<0.05	22.8	0.151	3.66
M389676		470	103.5	303	<0.002	0.16	6.40	3.6	1	7.8	202	1.53	<0.05	25.4	0.156	3.78
M389677		420	78.2	339	<0.002	0.54	7.31	4.1	<1	8.6	130.0	1.40	<0.05	26.6	0.131	5.06
M389678		530	117.0	303	<0.002	0.66	9.21	4.3	1	13.2	199.5	1.13	<0.05	23.0	0.112	3.94
M389679		180	3.1	1.5	<0.002	<0.01	0.16	0.3	1	<0.2	44.8	<0.05	<0.05	<0.2	<0.005	0.02
M389680		680	68.5	321	<0.002	0.13	4.97	5.1	1	7.9	125.0	1.68	<0.05	25.1	0.176	3.24
M389681		590	40.3	269	<0.002	0.02	1.03	4.9	1	6.6	133.0	1.70	<0.05	23.7	0.172	2.39
M389682		600	38.1	264	<0.002	0.02	0.93	5.1	1	6.3	134.0	1.61	<0.05	22.4	0.170	2.17
M389683		590	40.6	343	<0.002	0.28	3.68	4.6	1	6.4	73.7	1.44	<0.05	22.9	0.152	4.16
M389684		620	54.7	341	<0.002	0.23	3.52	5.0	1	8.1	88.4	1.88	<0.05	25.7	0.173	3.36
M389685		680	58.1	325	<0.002	0.16	2.81	4.9	1	8.5	102.5	2.04	<0.05	24.5	0.168	4.11
M389686		790	66.0	335	<0.002	0.19	3.08	5.0	1	9.1	103.5	2.39	<0.05	28.5	0.190	4.30
M389687		650	44.1	290	<0.002	0.10	2.88	4.7	1	6.0	104.5	1.71	<0.05	24.4	0.168	2.76
M389688		580	47.7	372	<0.002	1.08	10.75	4.8	1	6.4	73.6	1.36	<0.05	22.2	0.150	5.90
M389689		630	>10000	60.8	0.003	2.65	51.0	9.2	5	2.6	433	0.34	0.18	4.0	0.205	0.77
M389690		570	84.0	363	<0.002	0.83	10.95	4.3	1	7.7	56.7	1.18	<0.05	21.3	0.124	6.46
M389691		290	78.7	84.3	<0.002	1.41	9.56	2.6	1	6.0	8.4	0.16	<0.05	3.3	0.053	1.95
M389692		590	43.3	351	<0.002	0.40	3.44	5.2	1	5.6	78.2	1.55	<0.05	25.2	0.173	5.77
M389693		540	51.4	333	<0.002	0.76	8.19	5.2	1	5.7	79.3	1.39	<0.05	24.5	0.158	4.38

***** See Appendix Page for comments regarding this certificate *****

ALS Canada Ltd.
2103 Dollarton Hwy
North Vancouver BC V7H 0A7
Phone: 604 984 0221 Fax: 604 984 0218 www.alsglobal.com

To: **SILVER RANGE RESOURCES LTD.**
C/O ARCHER, CATHRO & ASSOCIATES (1981) LIMITED
1016-510 W HASTINGS ST
VANCOUVER BC V6B 1L8

Finalized Date: 20-SEP-2012
Account: RANSIL

Project: Risby-Group 5

CERTIFICATE OF ANALYSIS WH12207209

Sample Description	Method / Analyte / Units / LOR	ME-MS61 U ppm 0.1	ME-MS61 V ppm 1	ME-MS61 W ppm 0.1	ME-MS61 Y ppm 0.1	ME-MS61 Zn ppm 2	ME-MS61 Zr ppm 0.5	Ag-OG62 Ag ppm 1	Pb-OG62 Pb % 0.001	Zn-OG62 Zn % 0.001
L862700		7.5	23	0.7	8.6	53	77.5			
L862701		8.9	21	0.8	8.4	86	76.5			
L862702		11.3	20	1.0	8.4	65	70.7			
L862703		10.2	24	0.7	8.4	60	78.7			
L862704		7.1	23	0.8	8.6	82	75.7			
L862705		8.3	22	1.2	8.8	162	77.7			
L862706		13.4	20	0.9	7.9	56	70.2			
L862707		7.1	38	1.9	9.4	68	59.2			
L862708		6.6	40	0.7	9.5	67	62.6			
L862709		0.5	2	0.1	0.8	19	<0.5			
M389668		5.3	8	8.1	5.7	21	68.9			
M389669		10.1	13	3.3	3.2	229	37.4			
M389670		4.6	17	7.9	4.1	188	51.9			
M389671		4.4	22	4.7	7.9	86	74.9			
M389672		1.8	63	8.3	11.3	>10000	38.0		1.870	1.900
M389673		3.7	20	4.8	7.4	67	62.7			
M389674		4.3	19	10.1	7.6	52	61.5	117		
M389675		5.5	21	6.6	8.8	31	73.5			
M389676		9.0	22	6.4	10.3	63	77.7			
M389677		7.0	11	4.7	7.4	40	70.1			
M389678		12.7	13	4.2	7.7	69	63.6			
M389679		0.6	2	0.2	0.8	20	<0.5			
M389680		18.5	20	4.9	11.7	131	79.1			
M389681		11.3	21	2.3	9.5	157	76.6			
M389682		16.3	22	2.1	9.4	150	75.3			
M389683		11.5	20	2.2	10.3	339	73.0			
M389684		12.5	23	4.7	11.2	101	80.7			
M389685		14.0	22	2.7	10.9	153	82.5			
M389686		12.1	23	3.0	12.6	181	87.7			
M389687		11.8	22	4.0	10.7	131	78.2			
M389688		12.1	18	3.9	10.3	82	68.5			
M389689		1.9	62	9.7	11.7	>10000	41.2		1.880	1.875
M389690		11.5	15	2.7	8.9	171	62.7			
M389691		3.1	19	1.5	2.7	133	10.0			
M389692		9.2	22	3.9	9.8	113	78.5			
M389693		11.6	22	5.0	9.7	108	76.2			

***** See Appendix Page for comments regarding this certificate *****

ALS Canada Ltd.
2103 Dollarton Hwy
North Vancouver BC V7H 0A7
Phone: 604 984 0221 Fax: 604 984 0218 www.alsglobal.com

To: **SILVER RANGE RESOURCES LTD.**
C/O ARCHER, CATHRO & ASSOCIATES (1981) LIMITED
1016-510 W HASTINGS ST
VANCOUVER BC V6B 1L8

Finalized Date: 20-SEP-2012
Account: RANSIL

Project: Risby-Group 5

CERTIFICATE OF ANALYSIS WH12207209

Method	CERTIFICATE COMMENTS
ME-MS61	REE's may not be totally soluble in this method.
ME-MS61	Interference: Samples with Ca>10%on ICP-MS As. ICP-AES As results reported (5 ppm DL)

ALS Canada Ltd.

2103 Dollarton Hwy
North Vancouver BC V7H 0A7
Phone: 604 984 0221 Fax: 604 984 0218 www.alsglobal.com

To: **SILVER RANGE RESOURCES LTD.**
C/O ARCHER, CATHRO & ASSOCIATES (1981) LIMITED
1016-510 W HASTINGS ST
VANCOUVER BC V6B 1L8

Finalized Date: 9-SEP-2012
This copy reported on 14-SEP-2012
Account: RANSIL

CERTIFICATE WH12209402

Project: KEG (Main - Group 1)

P.O. No.: Batch 68

This report is for 36 Drill Core samples submitted to our lab in Whitehorse, YT, Canada on 6-SEP-2012.

The following have access to data associated with this certificate:

MATT DUMALA	JOAN MARIACHER	HEATHER SMITH

SAMPLE PREPARATION

ALS CODE	DESCRIPTION
FND-02	Find Sample for Addn Analysis

ANALYTICAL PROCEDURES

ALS CODE	DESCRIPTION
ME-MS61	48 element four acid ICP-MS

To: **SILVER RANGE RESOURCES LTD.**
ATTN: JOAN MARIACHER
C/O ARCHER, CATHRO & ASSOCIATES (1981) LIMITED
1016-510 W HASTINGS ST
VANCOUVER BC V6B 1L8

This is the Final Report and supersedes any preliminary report with this certificate number. Results apply to samples as submitted. All pages of this report have been checked and approved for release.

***** See Appendix Page for comments regarding this certificate *****

Comments: **RE-ASSAY RESULTS FOR SAMPLES ORIGINALLY REPORTED ON CERTIFICATE WH12190093**

Signature: 

Colin Ramshaw, Vancouver Laboratory Manager

ALS Canada Ltd.
2103 Dollarton Hwy
North Vancouver BC V7H 0A7
Phone: 604 984 0221 Fax: 604 984 0218 www.alsglobal.com

To: **SILVER RANGE RESOURCES LTD.**
C/O ARCHER, CATHRO & ASSOCIATES (1981) LIMITED
1016-510 W HASTINGS ST
VANCOUVER BC V6B 1L8

Finalized Date: 9-SEP-2012
Account: RANSIL

Project: KEG (Main - Group 1)

CERTIFICATE OF ANALYSIS WH12209402

Sample Description	Method	ME-MS61	ME-MS61	ME-MS61	ME-MS61	ME-MS61	ME-MS61	ME-MS61	ME-MS61	ME-MS61	ME-MS61	ME-MS61	ME-MS61	ME-MS61	ME-MS61	ME-MS61
	Analyte	Ag	Al	As	Ba	Be	Bi	Ca	Cd	Ce	Co	Cr	Cs	Cu	Fe	Ga
	Units	ppm	%	ppm	ppm	ppm	ppm	%	ppm	ppm	ppm	ppm	ppm	ppm	%	ppm
	LOR	0.01	0.01	0.2	10	0.05	0.01	0.01	0.02	0.01	0.1	1	0.05	0.2	0.01	0.05
K287199		1.09	2.27	119	40	0.99	1.39	19.15	2.72	21.8	2.9	132	0.72	4.7	0.77	6.90
K287200		7.32	2.28	102	70	0.78	10.85	19.30	20.4	26.7	3.4	97	1.15	14.7	0.97	7.09
K287201		2.90	4.23	263	280	0.56	4.13	17.55	6.38	39.0	5.9	133	0.31	15.9	0.98	8.80
K287202		14.00	4.26	128.0	1540	1.19	48.5	7.99	56.5	42.7	6.9	61	5.11	776	3.24	11.95
K287203		1.93	3.44	203	190	0.76	3.05	20.3	5.72	33.6	4.6	123	0.31	13.7	1.40	8.67
K287204		2.32	3.41	122	500	1.08	4.32	21.1	6.04	37.0	4.9	119	0.48	8.4	1.41	10.60
K287205		3.10	2.05	70	50	0.65	4.90	25.3	8.44	25.0	2.5	66	0.47	10.2	1.06	6.28
K287206		4.26	3.59	128	170	0.53	6.99	13.00	11.25	35.8	4.6	168	0.52	11.9	0.97	8.20
K287207		4.20	3.57	123	180	0.50	7.13	13.10	11.90	36.4	4.4	161	0.52	12.1	0.97	7.89
K287208		6.25	4.46	156.0	250	0.59	12.00	9.55	17.20	44.3	5.9	243	1.30	12.4	0.70	8.41
K287209		17.95	3.44	610	360	0.53	32.9	7.78	50.8	37.2	4.4	201	1.14	21.9	1.14	6.51
K287210		1.79	3.49	189.0	180	0.38	3.84	8.43	3.85	41.8	4.5	237	0.29	4.5	0.56	7.08
K287211		2.08	3.81	290	200	0.54	4.67	14.90	6.24	39.4	8.1	235	0.19	4.6	0.96	10.55
K287212		3.84	4.03	255	630	0.53	7.33	12.50	9.12	49.6	7.3	185	0.46	25.7	0.81	9.99
K287213		0.02	0.08	<5	90	0.06	0.04	20.8	0.10	1.23	1.2	<1	0.36	1.7	0.47	0.40
K287214		0.34	2.92	203	2800	0.67	0.20	17.30	0.6	36.3	3.3	114	2.99	55.9	1.08	6.91
K287215		0.42	3.72	97	4850	0.80	0.20	13.65	1.52	42.1	4.3	102	4.29	72.7	1.16	8.96
K287216		0.34	3.78	81	1390	0.97	0.15	16.65	0.47	38.7	4.4	78	6.41	64.2	1.40	9.81
K287217		0.49	4.96	37.2	810	1.64	17.60	3.75	2.11	52.9	12.7	75	9.33	389	3.81	14.35
K287218		0.35	4.50	13.9	860	1.36	6.42	2.95	7.00	43.0	11.6	104	6.67	250	2.74	12.35
K287219		1.43	4.24	1.3	400	1.32	66.4	6.80	148.5	37.7	13.0	59	3.78	896	7.49	13.85
K287220		0.01	0.07	<5	20	0.05	0.11	20.8	0.42	1.09	1.1	<1	0.52	5.4	0.47	0.35
K287221		0.45	5.43	13.3	930	1.70	8.14	3.02	9.72	55.8	14.5	90	9.71	328	3.77	15.30
K287222		0.34	5.54	8.4	840	1.64	5.75	2.94	4.99	58.5	11.2	88	11.10	236	3.20	15.90
K287223		0.28	5.25	9.5	850	1.60	12.50	3.06	2.08	56.5	9.3	77	9.43	244	2.65	15.10
K287224		0.36	5.66	13.9	920	1.75	5.56	3.00	2.81	57.4	11.7	90	9.52	214	2.98	15.50
K287225		0.39	5.24	9.4	780	1.66	10.30	3.38	4.99	53.6	12.2	90	9.21	265	3.32	14.85
K287226		35.4	4.06	401	520	1.15	130.0	7.24	184.5	41.7	7.6	67	5.77	1105	5.06	11.80
K287227		0.50	4.79	11.0	730	1.51	13.05	4.48	20.2	57.4	14.5	82	7.31	261	3.39	14.00
K287228		0.56	4.96	15.6	900	1.46	11.75	3.84	17.65	50.1	14.8	80	7.68	293	3.45	13.55
K287229		0.60	4.88	16.1	860	1.55	15.45	3.92	23.6	49.9	14.6	89	6.95	292	3.35	13.50
K287230		0.57	4.79	8.9	690	1.42	7.98	3.40	2.87	46.1	12.1	79	6.45	434	3.79	13.40
K287231		0.33	5.20	17.5	1090	1.54	8.09	3.10	3.82	58.0	10.4	81	8.01	232	3.02	13.50
K287232		0.29	4.88	4.9	790	1.47	6.11	3.49	7.21	48.9	9.5	77	5.30	193.0	2.53	13.35
K287233		0.39	4.80	3.0	1190	1.35	5.93	5.90	14.50	49.7	8.4	106	4.47	226	2.77	12.85
K287234		0.20	4.94	21.9	1770	1.50	2.00	5.99	1.89	53.8	6.4	88	4.53	76.3	2.09	13.00

Comments: **RE-ASSAY RESULTS FOR SAMPLES ORIGINALLY REPORTED ON CERTIFICATE WH12190093**

***** See Appendix Page for comments regarding this certificate *****

ALS Canada Ltd.
2103 Dollarton Hwy
North Vancouver BC V7H 0A7
Phone: 604 984 0221 Fax: 604 984 0218 www.alsglobal.com

To: **SILVER RANGE RESOURCES LTD.**
C/O ARCHER, CATHRO & ASSOCIATES (1981) LIMITED
1016-510 W HASTINGS ST
VANCOUVER BC V6B 1L8

Finalized Date: 9-SEP-2012
Account: RANSIL

Project: KEG (Main - Group 1)

CERTIFICATE OF ANALYSIS WH12209402

Sample Description	Method	ME-MS61	ME-MS61	ME-MS61	ME-MS61	ME-MS61	ME-MS61	ME-MS61	ME-MS61	ME-MS61	ME-MS61	ME-MS61	ME-MS61	ME-MS61	ME-MS61	ME-MS61
	Analyte	Ge	Hf	In	K	La	Li	Mg	Mn	Mo	Na	Nb	Ni	P	Pb	Rb
	Units	ppm	ppm	ppm	%	ppm	ppm	%	ppm	ppm	%	ppm	ppm	ppm	ppm	ppm
	LOR	0.05	0.1	0.005	0.01	0.5	0.2	0.01	5	0.05	0.01	0.1	0.2	10	0.5	0.1
K287199		0.30	0.5	<0.005	0.10	21.5	31.0	1.07	747	7.97	0.02	2.3	58.3	7910	164.0	5.7
K287200		0.21	0.9	0.052	0.16	22.3	31.3	1.17	1140	6.56	0.03	5.1	47.0	5700	738	9.2
K287201		0.25	0.9	<0.005	0.04	28.6	27.5	0.27	889	10.55	0.05	3.5	85.6	5940	431	1.4
K287202		0.20	1.3	2.03	1.80	24.2	38.0	2.19	1740	12.70	0.22	7.7	48.2	1140	1060	78.8
K287203		0.12	1.1	0.100	0.02	26.4	24.1	0.65	1180	11.85	0.06	7.3	72.7	6240	313	1.0
K287204		0.18	1.1	0.112	0.08	29.8	25.5	1.35	1080	12.70	0.06	6.6	75.3	5270	276	5.7
K287205		0.11	0.8	0.119	0.07	17.0	22.1	1.62	1600	4.10	0.03	5.5	33.7	3780	438	5.0
K287206		0.19	1.1	0.184	0.03	30.5	35.5	0.63	682	12.55	0.08	5.0	78.1	8300	597	1.5
K287207		0.17	1.1	0.184	0.03	30.8	36.5	0.61	679	12.00	0.08	4.6	75.1	8100	602	1.5
K287208		0.24	1.3	0.223	0.04	41.1	30.9	0.37	309	17.45	0.10	2.5	112.0	>10000	936	1.6
K287209		0.28	1.3	0.706	0.07	33.4	33.9	0.31	252	17.30	0.08	6.5	82.7	>10000	2150	4.8
K287210		0.19	1.2	0.119	0.01	39.7	31.8	0.25	285	13.85	0.08	3.8	99.8	>10000	167.0	0.5
K287211		0.21	1.2	0.113	0.01	45.0	25.7	0.45	836	28.7	0.06	3.9	156.0	9550	174.5	0.4
K287212		0.24	1.4	0.143	0.04	46.1	26.6	0.36	683	22.4	0.07	3.4	117.0	>10000	401	2.2
K287213		0.37	<0.1	0.007	0.04	0.6	1.3	12.90	228	0.21	<0.01	0.4	3.1	210	1.9	2.8
K287214		0.19	1.6	0.023	1.77	26.2	28.1	2.71	870	2.21	0.10	7.8	22.3	3810	19.0	86.8
K287215		0.18	1.7	0.032	2.81	33.0	26.6	2.93	481	5.50	0.12	8.9	34.6	3940	20.2	142.0
K287216		0.13	1.7	0.027	2.05	27.1	14.2	2.65	424	4.03	0.40	9.2	32.1	2310	13.1	100.0
K287217		0.17	2.1	0.094	2.20	29.7	48.7	2.55	261	38.6	0.35	10.0	90.9	1330	13.9	149.0
K287218		0.13	1.9	0.205	1.86	25.0	25.1	1.82	251	24.6	0.36	8.7	66.4	1030	13.3	111.0
K287219		0.24	1.8	5.69	0.57	23.4	15.1	5.67	606	11.45	0.28	8.3	62.9	1010	34.8	31.4
K287220		0.23	<0.1	0.018	0.04	0.5	1.2	12.85	224	0.13	<0.01	0.4	2.3	180	1.3	3.3
K287221		0.18	2.4	0.205	2.48	33.0	30.1	1.95	238	47.1	0.49	10.4	96.2	1870	14.0	157.5
K287222		0.17	2.2	0.116	2.54	32.0	28.4	1.98	217	24.2	0.56	10.9	72.7	1080	10.4	164.0
K287223		0.17	2.1	0.117	2.39	31.0	26.5	2.09	252	1.29	0.31	10.6	72.9	870	9.1	156.0
K287224		0.15	2.3	0.064	2.91	31.4	22.9	2.03	259	23.1	0.46	11.2	84.0	990	15.1	168.5
K287225		0.17	2.1	0.157	2.46	30.9	22.7	2.11	347	16.15	0.38	10.4	67.8	1330	14.7	145.0
K287226		0.29	1.5	10.15	1.63	24.4	34.6	2.20	1930	12.85	0.19	8.7	48.5	1190	2770	84.3
K287227		0.14	2.1	0.576	1.70	33.8	15.0	2.60	488	21.5	0.29	9.3	85.6	2930	15.4	99.7
K287228		0.15	2.0	0.470	2.16	29.4	15.7	2.34	430	16.70	0.26	9.4	87.1	1720	17.8	121.0
K287229		0.14	2.0	0.639	2.05	28.9	14.5	2.44	460	14.80	0.26	9.3	85.9	1680	20.7	114.5
K287230		0.16	1.9	0.126	2.13	27.2	22.9	2.37	308	29.6	0.24	9.5	68.6	1330	14.1	123.5
K287231		0.17	2.2	0.116	2.45	31.9	20.3	1.83	240	24.6	0.37	10.5	72.3	1480	11.5	137.0
K287232		0.17	1.9	0.234	2.05	27.1	13.9	2.27	288	1.38	0.41	9.5	83.1	690	8.7	110.0
K287233		0.15	2.0	0.537	2.28	30.3	11.2	2.78	500	24.2	0.33	9.4	101.5	2380	9.3	99.4
K287234		0.15	2.1	0.080	2.67	31.6	33.3	2.99	687	19.80	0.54	10.7	70.0	2080	7.0	134.0

Comments: **RE-ASSAY RESULTS FOR SAMPLES ORIGINALLY REPORTED ON CERTIFICATE WH12190093**

***** See Appendix Page for comments regarding this certificate *****

ALS Canada Ltd.
2103 Dollarton Hwy
North Vancouver BC V7H 0A7
Phone: 604 984 0221 Fax: 604 984 0218 www.alsglobal.com

To: **SILVER RANGE RESOURCES LTD.**
C/O ARCHER, CATHRO & ASSOCIATES (1981) LIMITED
1016-510 W HASTINGS ST
VANCOUVER BC V6B 1L8

Finalized Date: 9-SEP-2012
Account: RANSIL

Project: KEG (Main - Group 1)

CERTIFICATE OF ANALYSIS WH12209402

Sample Description	Method	ME-MS61	ME-MS61	ME-MS61	ME-MS61	ME-MS61	ME-MS61	ME-MS61	ME-MS61	ME-MS61	ME-MS61	ME-MS61	ME-MS61	ME-MS61	ME-MS61	ME-MS61
	Analyte	Re	S	Sb	Sc	Se	Sn	Sr	Ta	Te	Th	Ti	Tl	U	V	W
	Units	ppm	%	ppm	ppm	ppm	ppm	ppm	ppm	ppm	ppm	%	ppm	ppm	ppm	ppm
	LOR	0.002	0.01	0.05	0.1	1	0.2	0.2	0.05	0.05	0.2	0.005	0.02	0.1	1	0.1
K287199		0.030	0.04	26.5	6.2	3	155.0	204	0.08	<0.05	2.9	0.134	0.05	7.1	110	3.8
K287200		0.022	0.30	30.1	5.5	15	259	148.0	0.37	0.07	3.4	0.172	0.14	5.7	94	5.5
K287201		0.036	0.09	10.25	7.4	9	201	129.5	0.19	<0.05	5.2	0.170	0.17	6.2	165	7.4
K287202		0.013	0.97	7.80	8.0	23	147.0	208	0.54	0.25	6.0	0.290	0.76	3.1	138	2.3
K287203		0.033	0.36	43.3	7.0	7	347	155.0	0.51	<0.05	5.3	0.228	0.16	6.7	145	7.8
K287204		0.038	0.07	59.4	8.5	7	195.0	179.5	0.46	0.05	5.5	0.228	0.12	7.9	163	5.5
K287205		0.010	0.04	38.4	4.8	9	208	125.0	0.37	0.05	3.6	0.162	0.06	3.7	74	1.8
K287206		0.055	0.22	22.0	9.5	15	170.5	155.0	0.26	0.07	5.5	0.181	0.18	10.3	157	10.6
K287207		0.056	0.21	22.0	9.5	16	155.5	153.5	0.26	0.07	5.7	0.174	0.18	10.6	156	10.1
K287208		0.069	0.16	8.07	14.8	24	145.0	248	0.16	0.09	6.9	0.127	0.24	17.5	213	23.6
K287209		0.044	0.93	21.9	9.6	51	354	209	0.41	0.26	5.2	0.208	0.51	16.1	163	50.4
K287210		0.052	0.11	8.72	12.5	8	143.0	177.5	0.15	<0.05	5.9	0.164	0.23	17.2	193	22.1
K287211		0.130	0.08	16.15	17.0	8	124.5	201	0.28	<0.05	5.9	0.182	0.16	17.2	305	14.0
K287212		0.071	0.10	8.72	14.4	16	138.0	212	0.24	0.08	6.0	0.152	0.19	21.5	254	15.2
K287213		<0.002	0.01	0.06	0.3	1	0.5	45.5	<0.05	<0.05	<0.2	<0.005	0.02	0.8	3	0.2
K287214		0.011	0.12	4.54	7.0	7	123.5	287	0.54	<0.05	5.3	0.243	0.58	4.3	73	2.8
K287215		0.037	0.13	3.68	10.2	8	17.9	397	0.62	<0.05	6.4	0.276	1.05	6.4	86	6.6
K287216		0.027	0.27	2.95	8.2	9	11.5	345	0.65	<0.05	6.7	0.277	0.75	5.1	74	0.9
K287217		0.058	2.04	6.36	12.6	15	16.0	304	0.71	0.38	7.9	0.298	1.66	9.1	448	8.7
K287218		0.039	1.53	3.85	11.7	10	9.0	277	0.61	0.16	7.0	0.265	1.32	5.4	256	1.5
K287219		0.021	4.49	10.15	10.6	33	36.1	383	0.59	0.53	5.9	0.247	0.37	4.7	216	10.0
K287220		<0.002	0.01	<0.05	0.2	1	0.2	43.0	<0.05	<0.05	<0.2	<0.005	0.02	0.5	3	0.1
K287221		0.070	2.25	2.55	13.5	15	8.8	318	0.75	0.20	8.5	0.319	1.83	11.7	657	2.2
K287222		0.040	1.78	1.50	13.0	13	8.7	246	0.78	0.16	9.2	0.334	2.03	5.8	333	2.6
K287223		0.006	1.32	1.31	13.3	10	10.2	305	0.76	0.34	8.5	0.325	1.79	2.8	102	1.5
K287224		0.035	1.60	1.84	13.8	11	7.4	321	0.81	0.18	9.3	0.341	1.92	7.6	409	1.7
K287225		0.034	1.83	2.40	12.6	12	11.0	256	0.74	0.18	8.4	0.307	1.74	5.0	278	3.1
K287226		0.012	2.61	13.25	8.0	63	153.0	192.0	0.61	0.54	6.5	0.262	0.87	3.7	128	3.2
K287227		0.032	1.90	2.34	11.9	12	14.5	259	0.67	0.21	7.7	0.280	1.14	10.7	424	2.9
K287228		0.030	1.96	2.07	12.1	12	12.2	369	0.66	0.20	7.5	0.287	1.31	7.6	353	5.5
K287229		0.027	1.91	2.12	12.0	12	13.1	374	0.67	0.22	7.6	0.282	1.23	7.6	345	2.3
K287230		0.056	2.13	2.73	11.6	15	10.8	306	0.65	0.16	7.2	0.283	1.38	6.1	346	1.6
K287231		0.035	1.62	2.43	12.3	11	6.6	313	0.77	0.22	8.7	0.317	1.76	7.4	327	1.8
K287232		0.008	1.25	1.73	12.2	10	11.7	301	0.68	0.13	8.1	0.295	1.34	2.5	101	1.5
K287233		0.032	1.43	2.15	10.8	14	12.8	302	0.67	0.08	7.6	0.294	0.93	5.9	331	2.5
K287234		0.023	0.71	2.73	11.6	11	18.1	306	0.78	0.06	8.6	0.324	1.23	4.9	276	2.0

Comments: **RE-ASSAY RESULTS FOR SAMPLES ORIGINALLY REPORTED ON CERTIFICATE WH12190093**

***** See Appendix Page for comments regarding this certificate *****

ALS Canada Ltd.
2103 Dollarton Hwy
North Vancouver BC V7H 0A7
Phone: 604 984 0221 Fax: 604 984 0218 www.alsglobal.com

To: **SILVER RANGE RESOURCES LTD.**
C/O ARCHER, CATHRO & ASSOCIATES (1981) LIMITED
1016- 510 W HASTINGS ST
VANCOUVER BC V6B 1L8

Finalized Date: 9- SEP- 2012
Account: RANSIL

Project: KEG (Main - Group 1)

CERTIFICATE OF ANALYSIS WH12209402

Sample Description	Method	ME-MS61	ME-MS61	ME-MS61
	Analyte	Y	Zn	Zr
	Units	ppm	ppm	ppm
	LOR	0.1	2	0.5
K287199		31.2	204	17.2
K287200		26.1	978	25.4
K287201		31.0	426	30.3
K287202		24.1	3130	43.9
K287203		33.7	326	33.4
K287204		38.5	352	30.8
K287205		22.2	446	22.2
K287206		37.2	593	30.2
K287207		37.0	617	30.2
K287208		44.6	866	38.7
K287209		32.2	2210	38.7
K287210		41.6	283	33.6
K287211		62.2	379	39.7
K287212		55.2	492	47.9
K287213		1.0	17	<0.5
K287214		33.0	71	47.6
K287215		45.7	115	58.7
K287216		36.1	67	52.9
K287217		37.7	129	82.9
K287218		30.2	377	71.1
K287219		35.6	7530	67.2
K287220		0.9	33	<0.5
K287221		38.9	600	90.8
K287222		37.4	332	83.3
K287223		34.7	120	75.7
K287224		37.1	208	87.3
K287225		33.5	295	75.3
K287226		26.3	9390	49.2
K287227		43.2	1060	78.5
K287228		35.1	952	75.5
K287229		35.2	1230	74.6
K287230		33.0	190	73.3
K287231		39.3	240	79.5
K287232		30.8	409	68.8
K287233		40.2	727	70.0
K287234		37.2	155	75.0

Comments: **RE- ASSAY RESULTS FOR SAMPLES ORIGINALLY REPORTED ON CERTIFICATE WH12190093**

***** See Appendix Page for comments regarding this certificate *****

ALS Canada Ltd.
2103 Dollarton Hwy
North Vancouver BC V7H 0A7
Phone: 604 984 0221 Fax: 604 984 0218 www.alsglobal.com

To: **SILVER RANGE RESOURCES LTD.**
C/O ARCHER, CATHRO & ASSOCIATES (1981) LIMITED
1016- 510 W HASTINGS ST
VANCOUVER BC V6B 1L8

Page: Appendix 1
Total # Appendix Pages: 1
Finalized Date: 9- SEP- 2012
Account: RANSIL

Project: KEG (Main - Group 1)

CERTIFICATE OF ANALYSIS WH12209402

Method	CERTIFICATE COMMENTS
ME-MS61	Interference: Samples with Ca>10%on ICP-MS As. ICP-AES As results reported (2 ppm DL)
ME-MS61	REE's may not be totally soluble in this method.

ALS Canada Ltd.

2103 Dollarton Hwy
North Vancouver BC V7H 0A7
Phone: 604 984 0221 Fax: 604 984 0218 www.alsglobal.com

To: **SILVER RANGE RESOURCES LTD.**
C/O ARCHER, CATHRO & ASSOCIATES (1981) LIMITED
1016-510 W HASTINGS ST
VANCOUVER BC V6B 1L8

Finalized Date: 11-SEP-2012
This copy reported on 14-SEP-2012
Account: RANSIL

CERTIFICATE WH12209403

Project: KEG (Main - Group 1)

P.O. No.: Batch 74

This report is for 36 Drill Core samples submitted to our lab in Whitehorse, YT, Canada on 6-SEP-2012.

The following have access to data associated with this certificate:

MATT DUMALA	JOAN MARIACHER	HEATHER SMITH

SAMPLE PREPARATION

ALS CODE	DESCRIPTION
FND-02	Find Sample for Addn Analysis

ANALYTICAL PROCEDURES

ALS CODE	DESCRIPTION	INSTRUMENT
Zn-OG62	Ore Grade Zn - Four Acid	VARIABLE
ME-MS61	48 element four acid ICP-MS	
ME-OG62	Ore Grade Elements - Four Acid	ICP-AES

To: **SILVER RANGE RESOURCES LTD.**
ATTN: JOAN MARIACHER
C/O ARCHER, CATHRO & ASSOCIATES (1981) LIMITED
1016-510 W HASTINGS ST
VANCOUVER BC V6B 1L8

This is the Final Report and supersedes any preliminary report with this certificate number. Results apply to samples as submitted. All pages of this report have been checked and approved for release.

***** See Appendix Page for comments regarding this certificate *****

Comments: **RE-ASSAY RESULTS FOR SAMPLES ORIGINALLY REPORTED ON CERTIFICATE WH12193342**

Signature:



Colin Ramshaw, Vancouver Laboratory Manager

ALS Canada Ltd.
2103 Dollarton Hwy
North Vancouver BC V7H 0A7
Phone: 604 984 0221 Fax: 604 984 0218 www.alsglobal.com

To: **SILVER RANGE RESOURCES LTD.**
C/O ARCHER, CATHRO & ASSOCIATES (1981) LIMITED
1016-510 W HASTINGS ST
VANCOUVER BC V6B 1L8

Finalized Date: 11-SEP-2012
Account: RANSIL

Project: KEG (Main - Group 1)

CERTIFICATE OF ANALYSIS WH12209403

Sample Description	Method	ME-MS61	ME-MS61	ME-MS61	ME-MS61	ME-MS61	ME-MS61	ME-MS61	ME-MS61	ME-MS61	ME-MS61	ME-MS61	ME-MS61	ME-MS61	ME-MS61	ME-MS61
	Analyte	Ag	Al	As	Ba	Be	Bi	Ca	Cd	Ce	Co	Cr	Cs	Cu	Fe	Ga
	Units	ppm	%	ppm	ppm	ppm	ppm	%	ppm	ppm	ppm	ppm	ppm	ppm	%	ppm
	LOR	0.01	0.01	0.2	10	0.05	0.01	0.01	0.02	0.01	0.1	1	0.05	0.2	0.01	0.05
K287307		0.34	5.27	13.5	980	1.65	9.39	2.90	0.92	54.5	13.8	57	8.51	385	3.45	11.15
K287308		0.25	5.87	4.7	950	1.91	9.72	2.87	0.36	57.9	11.9	66	14.40	340	3.17	13.10
K287309		0.33	5.72	4.1	630	1.72	15.40	3.33	0.54	56.0	13.8	52	10.45	481	3.71	12.65
K287310		0.20	5.87	0.8	1710	1.54	11.05	2.33	0.23	52.6	11.4	59	12.55	320	2.86	13.00
K287311		0.37	6.17	7.6	1440	2.10	12.00	3.71	0.17	58.6	19.1	70	14.20	592	4.54	16.10
K287312		0.38	6.15	5.1	1240	1.85	11.65	3.70	0.13	58.3	18.1	71	14.00	561	4.45	15.40
K287313		0.23	6.59	3.9	1660	2.00	11.30	3.64	0.21	56.9	13.0	72	14.85	392	3.48	16.15
K287314		0.29	6.14	36.2	1700	2.05	15.05	3.47	0.63	59.0	14.3	86	15.55	357	3.28	15.30
K287315		0.29	6.20	25.6	1720	1.85	6.72	3.29	0.53	56.6	14.2	70	11.25	401	3.61	15.20
K287316		0.29	6.64	4.8	1860	1.94	9.73	3.11	0.08	57.5	16.6	72	13.85	535	3.85	16.05
K287317		14.75	4.23	138.5	1530	1.20	48.4	8.12	64.3	44.3	6.8	69	5.67	790	3.40	11.90
K287318		0.32	5.96	8.5	1260	1.69	3.92	3.88	0.11	57.0	13.7	68	12.35	401	3.32	13.95
K287319		0.30	6.38	4.2	1280	2.04	7.55	3.47	0.28	57.8	14.4	68	13.65	436	3.48	15.05
K287320		0.32	6.63	3.0	1250	1.82	3.38	3.17	0.20	61.0	14.0	80	13.30	421	3.75	16.50
K287321		0.29	6.73	17.5	1300	1.89	4.77	2.92	0.33	54.1	15.5	79	13.70	407	3.83	17.20
K287322		0.27	6.36	3.8	1450	1.88	5.05	2.14	0.28	61.5	14.1	78	11.10	331	3.14	16.50
K287323		1.27	5.43	78.4	1350	1.61	6.91	1.54	12.85	54.8	22.3	62	10.05	304	3.21	14.85
K287324		0.05	0.08	<5	20	<0.05	0.08	21.2	0.15	1.18	0.7	<1	0.39	3.7	0.49	0.27
K287325		0.31	5.29	4.0	1180	1.60	4.94	2.67	0.81	49.6	16.2	59	10.45	392	3.41	14.35
K287326		0.50	6.17	4.8	1540	1.83	18.95	3.43	0.83	58.7	17.2	69	12.65	513	3.83	15.75
K287327		0.35	6.18	5.4	1760	1.89	9.56	3.10	0.71	54.7	18.1	67	12.05	437	3.83	16.15
K287328		0.50	6.36	5.8	1540	1.86	11.70	3.89	1.88	57.7	19.8	65	10.15	593	4.29	17.15
K287329		0.45	6.40	4.6	1470	1.92	13.30	3.87	2.11	56.8	18.2	67	9.98	552	4.04	16.75
K287330		0.85	6.34	4.0	1350	1.90	11.15	4.17	1.89	56.3	17.5	64	10.10	664	4.05	16.60
K287331		0.92	6.22	67.9	1500	1.79	16.30	3.22	4.28	54.6	19.3	68	14.60	543	3.87	16.70
K287332		0.48	6.54	6.2	1310	2.11	10.50	3.72	1.09	62.5	19.3	66	13.40	610	4.33	17.45
K287333		0.75	6.03	2.3	1190	1.83	14.95	4.36	2.88	56.3	23.3	64	9.54	819	4.88	16.55
K287334		23.1	3.85	1115	650	1.07	94.1	8.25	305	37.9	12.7	55	4.64	1920	5.81	11.70
K287335		0.97	6.02	7.9	1220	1.83	15.80	4.12	2.83	53.3	19.8	62	8.18	785	4.59	16.05
K287336		0.56	5.93	4.2	1160	1.64	41.3	4.44	2.21	52.9	23.3	60	7.82	852	5.50	15.20
K287337		0.58	6.05	7.4	900	1.78	36.6	4.11	4.94	50.9	23.8	63	8.68	852	5.16	15.35
K287338		0.72	5.97	7.3	630	1.48	18.55	3.91	2.09	48.3	18.6	59	10.10	824	4.30	14.10
K287339		0.39	5.67	3.1	1380	1.62	14.20	2.74	0.90	46.7	16.9	61	11.90	552	3.84	14.15
K287340		0.04	0.10	<5	60	0.06	0.19	20.0	0.09	1.28	0.6	<1	0.33	5.4	0.43	0.29
K287341		0.50	6.12	12.1	400	1.92	20.9	3.13	1.35	56.5	19.9	63	11.70	682	4.23	16.05
K287342		0.46	5.90	2.4	1470	1.83	21.1	3.63	0.88	52.7	19.3	62	11.85	646	3.87	15.05

Comments: **RE-ASSAY RESULTS FOR SAMPLES ORIGINALLY REPORTED ON CERTIFICATE WH12193342**

***** See Appendix Page for comments regarding this certificate *****

ALS Canada Ltd.
2103 Dollarton Hwy
North Vancouver BC V7H 0A7
Phone: 604 984 0221 Fax: 604 984 0218 www.alsglobal.com

To: **SILVER RANGE RESOURCES LTD.**
C/O ARCHER, CATHRO & ASSOCIATES (1981) LIMITED
1016-510 W HASTINGS ST
VANCOUVER BC V6B 1L8

Finalized Date: 11-SEP-2012
Account: RANSIL

Project: KEG (Main - Group 1)

CERTIFICATE OF ANALYSIS WH12209403

Sample Description	Method	ME-MS61	ME-MS61	ME-MS61	ME-MS61	ME-MS61	ME-MS61	ME-MS61	ME-MS61	ME-MS61	ME-MS61	ME-MS61	ME-MS61	ME-MS61	ME-MS61	ME-MS61
	Analyte	Ge	Hf	In	K	La	Li	Mg	Mn	Mo	Na	Nb	Ni	P	Pb	Rb
	Units	ppm	ppm	ppm	%	ppm	ppm	%	ppm	ppm	%	ppm	ppm	ppm	ppm	ppm
	LOR	0.05	0.1	0.005	0.01	0.5	0.2	0.01	5	0.05	0.01	0.1	0.2	10	0.5	0.1
K287307		0.15	2.2	0.037	2.54	30.7	23.2	1.88	264	26.1	0.20	10.9	64.6	1200	8.6	148.0
K287308		0.18	2.1	0.017	2.87	31.4	33.7	1.96	173	16.15	0.21	12.0	49.0	2010	5.1	195.0
K287309		0.19	2.0	0.040	2.72	31.4	24.8	2.14	284	19.90	0.22	11.6	43.2	1390	6.6	166.0
K287310		0.17	2.1	0.015	3.45	29.1	26.6	1.47	102	39.6	0.24	11.1	49.1	1240	7.3	213
K287311		0.09	2.2	0.034	2.72	32.7	30.2	2.62	346	4.32	0.23	12.0	46.2	1740	7.0	174.5
K287312		0.13	2.4	0.028	2.66	33.3	28.5	2.63	349	4.20	0.23	11.6	44.3	1730	5.9	169.0
K287313		0.14	2.2	0.035	3.08	30.5	27.0	2.35	326	2.61	0.19	11.8	36.0	1650	6.3	174.5
K287314		0.13	2.2	0.034	2.88	33.8	32.8	2.02	200	4.15	0.18	12.0	47.0	2200	8.4	182.0
K287315		0.14	2.1	0.030	2.83	31.1	36.2	2.30	314	37.6	0.25	11.6	43.0	1590	6.5	165.0
K287316		0.11	2.2	0.017	2.93	31.9	32.9	2.40	252	1.75	0.24	12.2	38.7	1850	5.0	198.5
K287317		0.15	1.6	2.57	1.92	24.2	39.8	2.23	1740	14.10	0.23	8.7	47.5	1140	1060	84.9
K287318		0.09	2.2	0.022	2.44	30.9	26.6	2.26	317	1.30	0.22	11.1	34.5	1890	5.3	165.0
K287319		0.11	2.0	0.025	2.73	31.7	27.4	2.15	263	1.07	0.29	11.8	35.2	1730	5.9	179.0
K287320		0.08	2.2	0.022	2.95	33.1	27.7	2.14	290	0.89	0.50	11.8	37.2	1900	11.7	179.5
K287321		0.13	2.1	0.024	3.20	29.3	34.7	2.27	305	1.99	0.48	11.3	44.7	1540	7.8	189.5
K287322		0.12	2.2	0.017	3.26	33.6	34.5	1.48	129	45.0	0.43	10.3	59.3	2420	9.2	183.0
K287323		0.09	2.1	0.279	2.98	29.9	32.5	1.13	147	31.6	0.44	9.4	120.0	1300	156.5	153.0
K287324		0.06	<0.1	0.011	0.04	0.6	1.4	13.35	228	0.15	0.01	0.2	2.1	180	1.9	2.3
K287325		0.10	2.1	0.015	2.39	25.5	35.5	1.53	216	21.1	0.40	9.7	49.7	1680	7.9	136.5
K287326		0.12	2.2	0.021	2.99	30.4	31.1	2.08	305	28.7	0.37	11.0	53.2	2130	10.5	177.5
K287327		0.11	2.2	0.029	3.08	29.4	28.6	2.01	391	25.7	0.38	10.8	54.3	2020	7.9	169.5
K287328		0.13	2.4	0.066	2.80	30.0	25.0	2.46	764	36.8	0.40	12.0	56.6	1660	12.2	159.0
K287329		0.08	2.3	0.062	2.79	28.8	25.1	2.41	723	31.9	0.40	11.5	52.1	1930	11.7	155.0
K287330		0.13	2.5	0.066	2.69	30.5	27.9	2.52	739	21.2	0.35	11.7	47.7	1830	19.3	152.5
K287331		0.13	2.2	0.071	2.95	29.8	48.8	1.95	342	27.5	0.28	11.3	57.5	1890	25.8	194.0
K287332		0.12	2.5	0.038	2.62	32.2	38.1	2.48	529	29.0	0.29	12.2	52.1	1830	8.6	188.0
K287333		0.10	2.4	0.170	2.25	29.8	26.2	2.84	864	29.6	0.28	11.5	49.5	1680	13.9	141.5
K287334		0.19	1.2	24.3	1.44	20.5	29.0	2.11	2650	14.95	0.16	7.7	47.9	840	1520	59.5
K287335		0.10	2.2	0.094	2.28	27.2	23.1	2.72	938	18.50	0.33	11.2	46.7	1530	21.6	130.0
K287336		0.10	2.1	0.089	2.09	27.8	21.4	3.01	974	19.80	0.31	10.1	49.0	1650	7.4	126.5
K287337		0.10	2.1	0.208	2.40	26.5	22.5	2.73	865	13.30	0.34	10.4	47.8	1500	8.2	136.5
K287338		0.08	2.0	0.091	2.39	25.6	27.3	2.62	742	17.95	0.24	9.8	42.5	1740	9.0	136.5
K287339		0.09	2.0	0.029	2.67	24.6	31.2	2.05	348	25.0	0.27	9.7	47.9	1510	7.0	165.0
K287340		<0.05	<0.1	0.007	0.05	0.6	1.2	12.55	201	0.35	<0.01	0.3	1.7	170	1.4	2.7
K287341		0.11	2.3	0.049	3.16	30.5	29.7	2.22	469	28.6	0.23	11.1	50.6	1800	9.4	187.5
K287342		0.10	2.1	0.036	2.49	27.8	41.5	2.32	428	23.5	0.25	10.6	45.7	1800	6.2	165.5

Comments: **RE-ASSAY RESULTS FOR SAMPLES ORIGINALLY REPORTED ON CERTIFICATE WH12193342**

***** See Appendix Page for comments regarding this certificate *****

ALS Canada Ltd.
2103 Dollarton Hwy
North Vancouver BC V7H 0A7
Phone: 604 984 0221 Fax: 604 984 0218 www.alsglobal.com

To: **SILVER RANGE RESOURCES LTD.**
C/O ARCHER, CATHRO & ASSOCIATES (1981) LIMITED
1016-510 W HASTINGS ST
VANCOUVER BC V6B 1L8

Finalized Date: 11-SEP-2012
Account: RANSIL

Project: KEG (Main - Group 1)

CERTIFICATE OF ANALYSIS WH12209403

Sample Description	Method	ME-MS61	ME-MS61	ME-MS61	ME-MS61	ME-MS61	ME-MS61	ME-MS61	ME-MS61	ME-MS61	ME-MS61	ME-MS61	ME-MS61	ME-MS61	ME-MS61	ME-MS61
	Analyte	Re	S	Sb	Sc	Se	Sn	Sr	Ta	Te	Th	Ti	Tl	U	V	W
	Units	ppm	%	ppm	ppm	ppm	ppm	ppm	ppm	ppm	ppm	%	ppm	ppm	ppm	ppm
	LOR	0.002	0.01	0.05	0.1	1	0.2	0.2	0.05	0.05	0.2	0.005	0.02	0.1	1	0.1
K287307		0.032	1.81	7.35	11.9	10	6.0	440	0.79	0.30	8.4	0.319	1.53	7.9	237	1.8
K287308		0.021	1.46	7.82	12.8	9	4.5	481	0.85	0.19	9.3	0.367	2.13	6.1	306	1.6
K287309		0.010	1.84	7.41	12.2	11	6.2	462	0.85	0.36	9.0	0.341	1.75	5.7	190	1.8
K287310		0.023	1.22	8.07	12.6	7	3.0	326	0.78	0.19	9.2	0.331	2.21	8.2	263	2.3
K287311		0.013	2.22	11.00	12.8	13	6.0	591	0.86	0.39	8.5	0.369	2.25	3.6	202	1.5
K287312		0.013	2.07	10.60	12.2	12	5.9	570	0.91	0.29	8.4	0.371	2.26	3.7	201	1.7
K287313		0.010	1.62	11.20	12.6	8	4.4	975	0.91	0.32	9.0	0.385	2.34	3.7	211	1.5
K287314		0.018	1.46	12.05	12.5	8	4.6	791	0.88	0.11	8.8	0.368	2.30	4.6	214	1.7
K287315		0.020	1.74	18.00	12.3	8	5.9	484	0.85	0.18	8.4	0.365	2.17	5.2	243	2.0
K287316		0.010	1.80	2.93	12.8	10	5.7	673	0.94	0.31	8.6	0.397	2.53	3.6	220	1.5
K287317		0.017	0.99	8.75	8.6	29	149.0	212	0.65	0.30	6.4	0.285	1.02	3.7	137	2.7
K287318		0.007	1.44	3.66	11.6	8	4.7	814	0.86	0.08	8.4	0.367	2.12	3.5	180	1.5
K287319		0.010	1.59	4.48	12.5	8	5.4	654	0.87	0.16	8.2	0.378	2.30	3.2	181	1.5
K287320		0.008	1.73	1.80	12.7	7	4.4	308	0.87	0.06	8.7	0.392	2.28	3.4	202	1.7
K287321		0.011	1.79	2.77	13.2	9	5.2	302	0.85	0.08	8.9	0.368	2.68	3.5	214	2.1
K287322		0.055	1.45	1.49	12.6	8	4.4	266	0.78	0.08	8.6	0.339	2.33	11.0	383	2.7
K287323		0.040	1.96	1.79	11.2	8	4.2	198.5	0.70	0.13	7.3	0.285	2.08	7.0	369	2.1
K287324		0.003	<0.01	0.05	0.3	<1	<0.2	43.9	<0.05	<0.05	<0.2	<0.005	0.04	0.5	4	0.1
K287325		0.031	1.71	2.07	10.3	9	4.4	235	0.73	0.11	7.8	0.301	1.85	7.9	299	2.3
K287326		0.039	1.92	1.44	11.6	11	7.0	288	0.79	0.62	8.0	0.355	2.26	7.9	348	3.1
K287327		0.035	1.96	2.70	12.3	11	4.7	212	0.82	0.23	8.2	0.346	2.35	8.2	347	2.7
K287328		0.040	2.21	4.76	12.8	12	6.8	301	0.87	0.23	8.5	0.370	1.96	7.7	338	2.2
K287329		0.038	2.05	4.36	12.3	11	6.6	289	0.87	0.24	8.8	0.365	2.04	8.4	332	3.0
K287330		0.030	2.11	6.89	12.6	12	11.7	315	0.87	0.18	8.9	0.369	1.90	6.9	303	4.5
K287331		0.039	1.97	639	12.6	12	7.6	242	0.84	0.32	8.5	0.348	2.58	8.4	352	2.8
K287332		0.033	2.19	3.14	13.1	14	7.5	262	0.88	0.17	8.6	0.374	2.26	7.8	307	3.6
K287333		0.030	2.41	7.30	12.0	16	10.3	249	0.86	0.34	8.2	0.355	1.73	6.9	270	6.6
K287334		0.020	2.70	8.94	6.8	52	231	164.0	0.57	0.56	5.1	0.258	0.66	3.1	108	5.9
K287335		0.027	2.43	2.04	11.9	13	13.1	214	0.83	0.35	7.4	0.351	1.55	5.7	273	9.5
K287336		0.022	2.74	1.21	11.2	16	7.4	226	0.78	0.44	7.5	0.345	1.56	6.3	253	6.5
K287337		0.019	2.69	2.17	11.6	16	7.9	230	0.78	0.69	7.6	0.347	1.76	5.3	246	4.1
K287338		0.029	2.18	1.79	10.6	12	10.6	235	0.73	0.33	7.2	0.339	1.82	6.0	274	4.8
K287339		0.026	1.92	1.67	10.7	10	5.2	184.5	0.70	0.25	7.3	0.322	2.23	6.6	309	2.4
K287340		0.003	<0.01	0.08	0.2	<1	<0.2	46.9	<0.05	<0.05	<0.2	0.005	0.03	0.6	6	0.1
K287341		0.035	2.03	1.17	12.3	13	8.3	227	0.85	0.34	7.8	0.343	2.34	8.1	317	3.2
K287342		0.029	1.92	2.06	11.8	11	6.0	227	0.78	0.31	7.5	0.338	2.17	7.4	310	2.7

Comments: **RE-ASSAY RESULTS FOR SAMPLES ORIGINALLY REPORTED ON CERTIFICATE WH12193342**

***** See Appendix Page for comments regarding this certificate *****

ALS Canada Ltd.
2103 Dollarton Hwy
North Vancouver BC V7H 0A7
Phone: 604 984 0221 Fax: 604 984 0218 www.alsglobal.com

To: **SILVER RANGE RESOURCES LTD.**
C/O ARCHER, CATHRO & ASSOCIATES (1981) LIMITED
1016-510 W HASTINGS ST
VANCOUVER BC V6B 1L8

Finalized Date: 11-SEP-2012
Account: RANSIL

Project: KEG (Main - Group 1)

CERTIFICATE OF ANALYSIS WH12209403

Sample Description	Method Analyte Units LOR	ME-MS61 Y ppm 0.1	ME-MS61 Zn ppm 2	ME-MS61 Zr ppm 0.5	Zn-OG62 Zn % 0.001
K287307		32.8	87	78.2	
K287308		33.8	56	72.5	
K287309		31.1	61	67.8	
K287310		24.7	38	74.0	
K287311		32.9	45	79.6	
K287312		31.9	42	76.8	
K287313		29.3	47	78.8	
K287314		33.1	59	77.6	
K287315		30.8	62	76.0	
K287316		32.7	40	78.2	
K287317		26.4	3040	53.6	
K287318		30.6	39	71.9	
K287319		30.3	55	74.4	
K287320		30.7	40	76.0	
K287321		26.6	61	73.9	
K287322		34.5	41	88.6	
K287323		23.0	8190	79.0	
K287324		0.8	30	0.5	
K287325		28.4	79	87.1	
K287326		30.6	65	78.3	
K287327		28.4	66	83.0	
K287328		30.1	110	85.0	
K287329		29.8	121	80.4	
K287330		30.0	104	83.4	
K287331		27.5	180	85.0	
K287332		31.9	82	89.1	
K287333		29.5	145	83.2	
K287334		21.4	>10000	38.9	1.395
K287335		26.9	138	77.6	
K287336		26.8	136	74.8	
K287337		26.1	245	77.3	
K287338		25.4	124	72.0	
K287339		24.2	68	71.7	
K287340		0.9	18	0.8	
K287341		27.9	81	81.0	
K287342		27.1	66	75.9	

Comments: **RE-ASSAY RESULTS FOR SAMPLES ORIGINALLY REPORTED ON CERTIFICATE WH12193342**

***** See Appendix Page for comments regarding this certificate *****

ALS Canada Ltd.
2103 Dollarton Hwy
North Vancouver BC V7H 0A7
Phone: 604 984 0221 Fax: 604 984 0218 www.alsglobal.com

To: **SILVER RANGE RESOURCES LTD.**
C/O ARCHER, CATHRO & ASSOCIATES (1981) LIMITED
1016- 510 W HASTINGS ST
VANCOUVER BC V6B 1L8

Page: Appendix 1
Total # Appendix Pages: 1
Finalized Date: 11- SEP- 2012
Account: RANSIL

Project: KEG (Main - Group 1)

CERTIFICATE OF ANALYSIS WH12209403

Method	CERTIFICATE COMMENTS
ME-MS61	Interference: Samples with Ca> 10%on ICP-MS As. ICP-AES As results reported (2 ppm DL)
ME-MS61	REE's may not be totally soluble in this method.

ALS Canada Ltd.
2103 Dollarton Hwy
North Vancouver BC V7H 0A7
Phone: 604 984 0221 Fax: 604 984 0218 www.alsglobal.com

To: **SILVER RANGE RESOURCES LTD.**
C/O ARCHER, CATHRO & ASSOCIATES (1981) LIMITED
1016-510 W HASTINGS ST
VANCOUVER BC V6B 1L8

Finalized Date: 19-SEP-2012
Account: RANSIL

CERTIFICATE WH12209420

Project: SNAP-GROUP 5

P.O. No.: Batch 46

This report is for 36 Drill Core samples submitted to our lab in Whitehorse, YT, Canada on 4-SEP-2012.

The following have access to data associated with this certificate:

MATT DUMALA	JOAN MARIACHER	HEATHER SMITH

SAMPLE PREPARATION

ALS CODE	DESCRIPTION
WEI-21	Received Sample Weight
LOG-22	Sample login - Rcd w/o BarCode
CRU-31	Fine crushing - 70%<2mm
CRU-QC	Crushing QC Test
SPL-21	Split sample - riffle splitter
PUL-QC	Pulverizing QC Test
PUL-31	Pulverize split to 85%<75 um
LOG-22d	Sample login - Rcd w/o BarCode dup
SPL-21d	Split sample - duplicate
PUL-31d	Pulverize Split - duplicate
LOG-23	Pulp Login - Rcvd with Barcode

ANALYTICAL PROCEDURES

ALS CODE	DESCRIPTION	INSTRUMENT
Au-AA24	Au 50g FA AA finish	AAS
ME-OG62	Ore Grade Elements - Four Acid	ICP-AES
Sn-XRF05	Sn-Trace Level XRF Analysis	XRF
ME-MS61	48 element four acid ICP-MS	
Ag-OG62	Ore Grade Ag - Four Acid	VARIABLE
Pb-OG62	Ore Grade Pb - Four Acid	VARIABLE
Zn-OG62	Ore Grade Zn - Four Acid	VARIABLE
Ag-GRA21	Ag 30g FA-GRAV finish	WST-SIM

To: **SILVER RANGE RESOURCES LTD.**
ATTN: JOAN MARIACHER
C/O ARCHER, CATHRO & ASSOCIATES (1981) LIMITED
1016-510 W HASTINGS ST
VANCOUVER BC V6B 1L8

This is the Final Report and supersedes any preliminary report with this certificate number. Results apply to samples as submitted. All pages of this report have been checked and approved for release.

***** See Appendix Page for comments regarding this certificate *****

Signature: 

Colin Ramshaw, Vancouver Laboratory Manager

ALS Canada Ltd.
2103 Dollarton Hwy
North Vancouver BC V7H 0A7
Phone: 604 984 0221 Fax: 604 984 0218 www.alsglobal.com

To: **SILVER RANGE RESOURCES LTD.**
C/O ARCHER, CATHRO & ASSOCIATES (1981) LIMITED
1016-510 W HASTINGS ST
VANCOUVER BC V6B 1L8

Finalized Date: 19-SEP-2012
Account: RANSIL

Project: SNAP-GROUP 5

CERTIFICATE OF ANALYSIS WH12209420

Sample Description	Method	WEI-21	Au-AA24	Sn-XRF05	ME-MS61	ME-MS61	ME-MS61	ME-MS61	ME-MS61	ME-MS61	ME-MS61	ME-MS61	ME-MS61	ME-MS61	ME-MS61	ME-MS61
	Analyte	Recvd Wt.	Au	Sn	Ag	Al	As	Ba	Be	Bi	Ca	Cd	Ce	Co	Cr	Cs
	Units	kg	ppm	ppm	ppm	%	ppm	ppm	ppm	ppm	%	ppm	ppm	ppm	ppm	ppm
	LOR	0.02	0.005	5	0.01	0.01	0.2	10	0.05	0.01	0.01	0.02	0.01	0.1	1	0.05
M389873		6.44	<0.005	7	0.13	7.01	1.6	530	5.22	0.53	1.53	0.08	56.9	5.0	14	12.30
M389874		4.84	<0.005	36	1.19	6.63	22.2	210	5.25	1.12	0.37	1.37	59.7	4.5	12	22.3
M389875		4.59	<0.005	13	0.26	7.00	5.3	500	5.71	0.59	1.26	0.40	62.9	5.5	13	15.30
M389876		4.73	<0.005	13	0.47	7.15	2.8	530	5.59	0.57	1.06	0.82	71.5	4.6	12	15.85
M389877		<0.02	<0.005	14	0.46	7.40	4.2	530	5.64	0.57	1.11	0.79	74.5	4.6	11	16.05
M389878		5.11	<0.005	149	2.31	7.05	124.0	120	5.40	1.03	0.17	7.36	70.6	4.2	10	19.45
M389879		2.31	<0.005	28	2.04	7.60	6.6	280	7.60	0.68	0.28	2.55	71.3	3.8	12	17.75
M389880		1.15	<0.005	27	2.22	7.46	9.3	260	7.28	0.81	0.27	2.66	74.3	4.6	10	16.65
M389881		4.53	<0.005	143	3.79	6.61	12.9	100	5.34	2.49	0.21	8.65	60.8	3.7	11	17.25
M389882		4.65	<0.005	143	3.65	6.78	29.9	100	5.51	0.72	0.20	12.60	65.7	3.3	11	17.95
M389883		2.47	<0.005	45	4.57	6.60	58.6	110	5.58	0.65	0.25	8.46	71.9	3.5	10	17.90
M389884		2.01	<0.005	42	2.08	6.46	15.3	100	5.48	0.66	0.24	4.51	66.6	3.2	9	18.80
M389885		3.72	0.006	183	2.54	5.12	111.5	70	3.84	0.97	0.13	43.2	53.7	3.3	13	14.85
M389886		1.07	0.021	85	4.04	3.74	561	60	2.33	3.70	0.09	72.3	33.0	2.1	8	9.08
M389887		1.94	0.106	152	6.82	2.12	4240	50	2.85	8.71	0.05	31.8	14.35	1.7	10	9.46
M389888		0.07	6.61	NSS	>100	0.24	>10000	150	0.08	0.12	0.01	252	3.56	0.6	13	0.35
M389889		3.39	0.017	602	24.2	3.51	529	60	2.53	2.79	0.07	2.83	30.4	4.3	14	8.83
M389890		5.47	0.018	318	9.03	5.51	2160	100	3.84	6.98	0.20	7.94	43.2	3.2	14	12.85
M389891		6.52	0.014	159	4.69	6.14	1815	130	4.68	4.21	0.19	4.22	59.0	3.7	11	15.90
M389892		6.66	<0.005	85	3.17	6.02	272	110	5.04	4.54	0.17	1.02	58.5	2.5	10	18.35
M389893		7.32	<0.005	97	3.09	6.35	368	90	4.22	4.10	0.16	3.48	65.6	2.4	13	15.90
M389894		2.58	0.009	105	2.66	6.19	1045	100	4.08	3.73	0.17	2.00	61.7	3.5	15	16.40
M389895		2.76	0.144	324	8.33	4.64	2470	70	2.10	12.05	0.11	4.49	40.7	1.9	12	12.40
M389896		3.70	<0.005	<5	0.05	0.07	<5	20	0.06	0.04	20.3	0.09	1.23	1.3	<1	0.17
M389897		3.51	0.007	77	1.88	6.44	383	90	3.25	2.07	0.21	0.76	64.9	3.7	13	16.95
M389898		4.55	0.542	442	24.8	1.77	>10000	30	1.25	17.55	0.08	22.1	15.15	1.3	11	5.29
M389899		2.85	<0.005	<5	0.04	0.05	34	20	<0.05	0.03	20.7	0.09	1.21	1.2	<1	0.14
M389900		3.40	0.104	944	7.08	4.30	4310	70	2.01	3.91	0.13	85.2	34.8	2.5	10	10.00
M389901		5.11	0.006	122	1.99	6.85	1210	120	4.15	1.29	0.19	6.99	63.9	3.5	13	17.80
M389902		2.92	<0.005	67	0.93	7.40	34.5	370	5.12	0.79	0.25	1.82	82.9	4.4	13	16.55
M389903		3.66	<0.005	12	0.52	7.50	9.0	550	5.45	0.82	0.32	0.28	78.5	3.7	10	15.20
M389904		3.65	<0.005	12	0.31	7.32	3.9	580	5.22	0.54	0.78	0.06	81.5	3.5	10	16.35
M389905		3.70	0.005	44	1.59	6.94	488	300	4.84	0.98	0.31	2.38	74.2	3.3	10	21.5
M389906		0.26	0.105	12	56.0	4.72	2380	570	0.67	3.64	6.55	119.5	27.1	12.0	39	2.57
M389907		3.82	<0.005	45	1.12	7.48	51.7	350	5.53	0.81	0.59	1.36	75.7	4.9	16	21.6
M389908		6.81	<0.005	16	0.60	7.47	6.8	570	5.49	1.03	0.97	0.35	72.6	4.9	16	11.75

***** See Appendix Page for comments regarding this certificate *****

ALS Canada Ltd.
2103 Dollarton Hwy
North Vancouver BC V7H 0A7
Phone: 604 984 0221 Fax: 604 984 0218 www.alsglobal.com

To: **SILVER RANGE RESOURCES LTD.**
C/O ARCHER, CATHRO & ASSOCIATES (1981) LIMITED
1016-510 W HASTINGS ST
VANCOUVER BC V6B 1L8

Finalized Date: 19-SEP-2012
Account: RANSIL

Project: SNAP-GROUP 5

CERTIFICATE OF ANALYSIS WH12209420

Sample Description	Method	ME-MS61	ME-MS61	ME-MS61	ME-MS61	ME-MS61	ME-MS61	ME-MS61	ME-MS61	ME-MS61	ME-MS61	ME-MS61	ME-MS61	ME-MS61	ME-MS61	ME-MS61
	Analyte	Cu	Fe	Ga	Ge	Hf	In	K	La	Li	Mg	Mn	Mo	Na	Nb	Ni
	Units	ppm	%	ppm	ppm	ppm	ppm	%	ppm	ppm	%	ppm	ppm	%	ppm	ppm
	LOR	0.2	0.01	0.05	0.05	0.1	0.005	0.01	0.5	0.2	0.01	5	0.05	0.01	0.1	0.2
M389873		6.7	1.83	25.8	0.19	1.3	0.049	3.37	27.2	48.3	0.45	435	0.54	1.95	10.6	5.9
M389874		10.2	2.66	24.2	0.21	1.0	0.496	3.22	30.4	47.5	0.33	924	0.97	0.04	7.7	5.5
M389875		9.5	1.92	25.7	0.22	1.3	0.157	3.49	30.9	62.4	0.42	733	0.45	1.48	8.9	5.1
M389876		4.9	2.05	25.9	0.21	1.5	0.305	3.62	35.5	49.8	0.39	1380	0.44	1.11	9.1	4.8
M389877		5.2	2.10	26.3	0.23	1.4	0.301	3.62	37.2	50.6	0.39	1400	0.44	1.12	9.2	4.8
M389878		14.7	4.06	23.7	0.23	1.4	3.28	3.08	35.8	66.3	0.29	1200	0.49	0.03	9.7	4.5
M389879		7.3	3.16	25.2	0.21	1.4	0.489	3.39	36.1	206	0.35	2850	0.42	0.06	10.1	4.5
M389880		9.1	3.28	24.7	0.21	1.4	0.649	3.24	37.3	195.0	0.35	2850	0.42	0.06	10.1	5.4
M389881		17.2	3.61	25.1	0.20	1.2	3.21	3.07	31.2	91.5	0.32	1420	0.49	0.03	7.8	5.0
M389882		15.1	3.54	24.5	0.18	1.2	3.69	3.07	33.1	156.0	0.29	2110	0.37	0.03	9.6	4.5
M389883		15.5	4.25	23.9	0.21	1.5	2.08	2.91	36.9	211	0.38	3840	0.34	0.03	8.4	4.2
M389884		13.7	3.53	24.6	0.18	1.6	1.390	2.98	33.7	138.5	0.34	2890	0.29	0.03	7.3	3.1
M389885		30.0	3.66	22.5	0.15	1.1	19.75	2.52	27.4	46.2	0.25	616	0.60	0.02	7.3	3.8
M389886		55.5	8.40	19.30	0.17	0.7	29.6	1.80	16.6	28.3	0.18	511	0.55	0.02	4.5	2.6
M389887		80.4	11.20	10.85	0.18	0.3	11.45	1.00	7.2	41.5	0.09	452	0.53	0.02	2.2	1.9
M389888		3750	11.35	2.32	0.17	0.1	0.087	0.10	2.4	6.7	<0.01	39	1.25	0.01	0.7	3.1
M389889		697	3.60	15.60	0.05	0.6	12.40	1.66	15.6	31.6	0.14	307	1.52	0.02	3.5	2.8
M389890		186.5	10.05	21.6	0.16	0.8	4.70	2.61	22.5	33.3	0.30	793	0.70	0.02	4.7	4.7
M389891		72.2	5.60	24.2	0.14	1.1	1.790	2.86	30.1	41.2	0.26	949	0.41	0.03	6.5	4.3
M389892		49.3	4.48	24.0	0.15	1.0	0.615	2.72	29.7	42.9	0.24	1920	0.49	0.03	7.5	4.1
M389893		74.3	5.01	23.4	0.16	1.1	2.26	2.70	31.2	29.2	0.22	1160	0.41	0.03	8.4	5.7
M389894		23.9	5.22	23.5	0.19	1.0	1.200	2.69	29.3	37.3	0.20	422	0.43	0.03	7.8	4.8
M389895		40.6	16.05	17.90	0.27	0.8	3.28	1.97	19.3	20.4	0.13	322	0.25	0.02	6.8	3.2
M389896		1.8	0.50	0.36	0.27	<0.1	0.016	0.03	0.6	1.0	12.75	205	0.15	<0.01	0.4	2.2
M389897		9.8	5.55	26.1	0.18	1.3	0.498	2.71	30.5	26.2	0.20	487	0.28	0.03	10.0	4.5
M389898		257	20.2	6.57	0.32	0.3	10.30	0.75	7.3	38.6	0.08	412	0.21	0.01	2.8	1.5
M389899		2.0	0.51	0.27	0.27	<0.1	0.022	0.02	0.6	0.9	12.95	198	0.09	<0.01	0.3	1.9
M389900		62.1	12.60	15.45	0.24	0.6	27.9	1.86	16.4	20.0	0.16	367	0.22	0.02	5.2	2.8
M389901		30.2	3.87	23.5	0.16	1.1	3.12	3.09	30.2	30.7	0.23	525	0.40	0.03	9.1	4.9
M389902		23.0	3.05	24.4	0.21	1.4	0.697	3.58	38.6	50.9	0.27	969	0.56	0.09	11.1	6.6
M389903		3.7	1.89	24.9	0.20	1.2	0.067	4.12	36.4	65.4	0.32	1670	0.55	0.11	12.0	4.4
M389904		3.3	1.69	24.5	0.21	1.7	0.037	4.24	36.7	82.9	0.35	1360	0.39	0.14	11.4	4.3
M389905		17.5	2.48	21.9	0.18	1.4	0.631	3.51	34.9	60.8	0.30	1280	0.33	0.05	9.8	4.4
M389906		970	3.55	10.30	0.13	1.2	0.075	1.25	13.2	14.8	0.66	2660	5.24	1.15	4.5	25.8
M389907		9.4	2.62	24.5	0.20	0.8	0.553	3.45	35.5	107.0	0.37	1660	0.44	0.08	11.9	7.8
M389908		10.8	1.82	25.2	0.23	0.9	0.055	3.70	34.4	88.2	0.41	815	0.39	1.43	11.3	8.1

***** See Appendix Page for comments regarding this certificate *****

ALS Canada Ltd.
2103 Dollarton Hwy
North Vancouver BC V7H 0A7
Phone: 604 984 0221 Fax: 604 984 0218 www.alsglobal.com

To: **SILVER RANGE RESOURCES LTD.**
C/O ARCHER, CATHRO & ASSOCIATES (1981) LIMITED
1016-510 W HASTINGS ST
VANCOUVER BC V6B 1L8

Finalized Date: 19-SEP-2012
Account: RANSIL

Project: SNAP-GROUP 5

CERTIFICATE OF ANALYSIS WH12209420

Sample Description	Method	ME-MS61	ME-MS61	ME-MS61	ME-MS61	ME-MS61	ME-MS61	ME-MS61	ME-MS61	ME-MS61	ME-MS61	ME-MS61	ME-MS61	ME-MS61	ME-MS61	ME-MS61
	Analyte	P	Pb	Rb	Re	S	Sb	Sc	Se	Sn	Sr	Ta	Te	Th	Ti	Tl
	Units	ppm	ppm	ppm	ppm	%	ppm	ppm	ppm	ppm	ppm	ppm	ppm	ppm	%	ppm
	LOR	10	0.5	0.1	0.002	0.01	0.05	0.1	1	0.2	0.2	0.05	0.05	0.2	0.005	0.02
M389873		700	40.2	212	<0.002	0.05	0.32	6.8	1	6.0	205	0.85	<0.05	13.0	0.236	1.91
M389874		580	168.0	275	<0.002	1.80	2.46	5.9	1	20.2	24.4	0.51	<0.05	13.3	0.182	4.70
M389875		670	75.7	239	<0.002	0.27	0.69	7.1	1	11.3	167.0	0.95	<0.05	15.3	0.241	2.89
M389876		580	146.0	260	<0.002	0.13	0.75	6.9	1	10.1	145.0	1.01	<0.05	16.9	0.231	3.13
M389877		600	152.0	259	<0.002	0.14	0.76	7.1	1	10.0	148.5	1.02	<0.05	17.6	0.232	3.18
M389878		480	624	285	<0.002	2.35	5.78	6.1	1	46.0	20.4	1.13	<0.05	16.8	0.185	6.07
M389879		610	841	318	<0.002	0.26	2.57	6.6	1	25.4	47.9	1.16	<0.05	17.0	0.212	5.49
M389880		590	735	301	<0.002	0.35	2.61	6.4	1	24.2	45.6	1.22	<0.05	17.4	0.203	5.34
M389881		560	877	302	<0.002	1.67	4.87	5.7	1	34.2	12.1	0.90	<0.05	13.9	0.152	4.11
M389882		560	1380	300	<0.002	1.87	8.81	5.7	1	33.0	16.0	1.22	<0.05	15.6	0.169	4.91
M389883		530	1780	298	<0.002	1.18	7.16	5.7	1	38.7	18.1	0.95	<0.05	16.1	0.153	4.65
M389884		510	732	301	<0.002	1.57	4.83	5.4	1	38.6	15.4	0.90	<0.05	16.1	0.138	4.76
M389885		370	365	274	<0.002	3.30	6.85	4.8	1	45.0	10.4	0.92	<0.05	12.4	0.120	3.89
M389886		240	126.5	205	<0.002	9.01	6.60	3.0	2	57.7	7.4	0.63	<0.05	8.0	0.072	2.43
M389887		100	208	115.0	<0.002	>10.0	15.05	1.6	1	80.7	10.6	0.25	<0.05	3.5	0.036	1.93
M389888		60	>10000	7.8	0.003	>10.0	3630	0.7	6	139.0	7.7	<0.05	<0.05	0.5	0.010	0.14
M389889		220	139.0	183.0	<0.002	3.41	8.50	2.4	1	401	9.8	0.43	<0.05	6.7	0.069	2.19
M389890		410	1355	262	<0.002	8.27	16.55	5.0	1	197.5	10.4	0.44	0.05	10.0	0.138	5.31
M389891		590	652	273	<0.002	4.78	17.05	5.7	1	93.4	15.5	0.75	<0.05	14.0	0.159	6.63
M389892		420	231	266	<0.002	3.10	12.25	5.3	1	76.7	17.5	0.98	<0.05	13.5	0.154	6.58
M389893		430	258	290	<0.002	4.25	12.55	5.6	1	84.9	16.5	0.83	<0.05	14.5	0.172	7.77
M389894		540	301	276	<0.002	5.17	9.59	5.2	1	63.8	16.8	0.73	<0.05	13.5	0.156	5.40
M389895		350	375	192.0	<0.002	>10.0	17.30	3.4	1	94.1	13.9	0.67	<0.05	9.0	0.117	4.59
M389896		170	4.6	2.2	<0.002	0.06	0.09	0.3	1	0.4	44.7	<0.05	<0.05	<0.2	<0.005	0.03
M389897		520	323	268	<0.002	5.86	11.35	5.2	1	63.2	20.3	0.88	<0.05	13.9	0.175	6.26
M389898		130	4970	76.4	<0.002	>10.0	94.9	1.2	2	187.0	15.0	0.25	<0.05	3.2	0.044	3.59
M389899		160	8.2	1.4	<0.002	0.06	0.18	0.3	1	0.8	44.4	<0.05	<0.05	<0.2	<0.005	0.03
M389900		330	1105	180.0	<0.002	>10.0	28.2	3.0	2	126.0	10.9	0.48	<0.05	8.0	0.100	3.38
M389901		600	351	299	<0.002	3.51	8.24	5.9	1	75.6	14.6	0.85	<0.05	13.0	0.190	6.23
M389902		610	123.5	342	<0.002	1.53	5.13	7.0	1	62.9	62.6	1.03	<0.05	18.2	0.228	6.86
M389903		600	72.7	309	<0.002	0.10	0.93	6.4	1	9.8	73.9	1.19	<0.05	16.9	0.202	3.75
M389904		600	48.0	309	<0.002	0.13	0.67	6.5	1	7.9	90.5	1.12	<0.05	17.8	0.202	3.71
M389905		550	442	343	<0.002	1.59	4.38	5.8	1	35.0	37.7	1.09	<0.05	16.2	0.174	6.30
M389906		610	>10000	62.7	0.002	2.46	48.7	8.0	4	2.8	392	0.29	0.14	3.5	0.198	0.72
M389907		510	248	321	<0.002	1.17	2.63	7.3	1	30.1	57.6	1.02	<0.05	15.7	0.230	5.54
M389908		570	110.5	270	<0.002	0.14	0.95	7.3	1	10.7	160.5	1.07	<0.05	15.0	0.215	2.23

***** See Appendix Page for comments regarding this certificate *****

ALS Canada Ltd.
2103 Dollarton Hwy
North Vancouver BC V7H 0A7
Phone: 604 984 0221 Fax: 604 984 0218 www.alsglobal.com

To: **SILVER RANGE RESOURCES LTD.**
C/O ARCHER, CATHRO & ASSOCIATES (1981) LIMITED
1016-510 W HASTINGS ST
VANCOUVER BC V6B 1L8

Finalized Date: 19-SEP-2012
Account: RANSIL

Project: SNAP-GROUP 5

CERTIFICATE OF ANALYSIS WH12209420

Sample Description	Method	ME-MS61	ME-MS61	ME-MS61	ME-MS61	ME-MS61	ME-MS61	Ag-OG62	Pb-OG62	Zn-OG62	Ag-GRA21
	Analyte	U	V	W	Y	Zn	Zr	Ag	Pb	Zn	Ag
	Units	ppm	ppm	ppm	ppm	ppm	ppm	ppm	%	%	ppm
	LOR	0.1	1	0.1	0.1	2	0.5	1	0.001	0.001	5
M389873		9.0	41	1.6	10.1	60	46.0				
M389874		5.8	35	4.8	8.4	437	39.1				
M389875		6.3	38	2.5	9.4	160	46.1				
M389876		4.9	35	2.9	10.0	273	52.3				
M389877		5.3	35	2.8	10.3	266	51.5				
M389878		7.6	25	3.7	7.6	1960	46.7				
M389879		8.5	31	7.0	9.2	871	48.3				
M389880		8.4	30	7.3	9.1	890	46.2				
M389881		6.1	28	4.8	7.1	2190	41.8				
M389882		9.1	25	6.3	7.5	3240	41.4				
M389883		8.5	25	6.5	7.9	2520	49.1				
M389884		6.6	26	5.8	7.7	1240	53.1				
M389885		5.6	25	4.4	5.8	8500	36.1				
M389886		2.9	20	3.0	4.8	>10000	21.3			1.750	
M389887		1.5	10	2.1	2.1	8120	9.6				
M389888		0.6	8	165.0	0.7	>10000	3.7	>1500	10.60	2.44	NSS
M389889		3.2	15	3.0	3.4	626	20.7				
M389890		4.2	28	8.2	6.2	2720	28.4				
M389891		5.0	29	9.0	8.2	1430	37.9				
M389892		5.4	23	7.8	7.6	422	36.6				
M389893		5.5	26	6.6	7.2	1110	42.0				
M389894		8.4	26	8.0	8.2	661	39.1				
M389895		3.3	18	8.0	5.8	1160	27.4				
M389896		0.4	2	0.1	0.8	24	<0.5				
M389897		9.2	22	10.8	7.6	293	47.1				
M389898		1.7	6	4.9	2.9	7800	10.7				
M389899		0.4	1	0.1	0.9	33	<0.5				
M389900		5.3	15	6.0	4.5	>10000	22.5			2.33	
M389901		5.8	30	9.0	8.1	1980	40.6				
M389902		6.8	33	7.9	10.0	477	51.4				
M389903		9.3	28	5.1	10.0	122	47.1				
M389904		7.5	27	3.1	10.6	49	64.3				
M389905		8.6	25	9.4	9.1	806	50.9				
M389906		1.6	58	9.1	11.8	>10000	39.4		1.955	1.960	
M389907		7.1	40	9.2	9.6	431	31.8				
M389908		7.1	38	3.4	9.4	179	33.1				

***** See Appendix Page for comments regarding this certificate *****

ALS Canada Ltd.
2103 Dollarton Hwy
North Vancouver BC V7H 0A7
Phone: 604 984 0221 Fax: 604 984 0218 www.alsglobal.com

To: **SILVER RANGE RESOURCES LTD.**
C/O ARCHER, CATHRO & ASSOCIATES (1981) LIMITED
1016- 510 W HASTINGS ST
VANCOUVER BC V6B 1L8

Page: Appendix 1
Total # Appendix Pages: 1
Finalized Date: 19- SEP- 2012
Account: RANSIL

Project: SNAP- GROUP 5

CERTIFICATE OF ANALYSIS WH12209420

Method	CERTIFICATE COMMENTS
ALL METHODS	NSS is non- sufficient sample.
ME- MS61	REE's may not be totally soluble in this method.
ME- MS61	Interference: Samples with Ca> 10% on ICP- MS As. ICP- AES As results reported (5 ppm DL)

ALS Canada Ltd.

2103 Dollarton Hwy
North Vancouver BC V7H 0A7
Phone: 604 984 0221 Fax: 604 984 0218 www.alsglobal.com

To: **SILVER RANGE RESOURCES LTD.**
C/O ARCHER, CATHRO & ASSOCIATES (1981) LIMITED
1016-510 W HASTINGS ST
VANCOUVER BC V6B 1L8

Finalized Date: 22-SEP-2012
Account: RANSIL

CERTIFICATE WH12209421

Project: SNAP-Group 5

P.O. No.: Batch 47

This report is for 36 Drill Core samples submitted to our lab in Whitehorse, YT, Canada on 4-SEP-2012.

The following have access to data associated with this certificate:

MATT DUMALA	JOAN MARIACHER	HEATHER SMITH

SAMPLE PREPARATION

ALS CODE	DESCRIPTION
WEI-21	Received Sample Weight
LOG-22	Sample login - Rcd w/o BarCode
CRU-31	Fine crushing - 70%<2mm
CRU-QC	Crushing QC Test
SPL-21	Split sample - riffle splitter
PUL-QC	Pulverizing QC Test
PUL-31	Pulverize split to 85%<75 um
LOG-22d	Sample login - Rcd w/o BarCode dup
SPL-21d	Split sample - duplicate
PUL-31d	Pulverize Split - duplicate
LOG-23	Pulp Login - Rcvd with Barcode

ANALYTICAL PROCEDURES

ALS CODE	DESCRIPTION	INSTRUMENT
Au-AA24	Au 50g FA AA finish	AAS
Au-GRA22	Au 50 g FA-GRAV finish	WST-SIM
ME-OG62	Ore Grade Elements - Four Acid	ICP-AES
Sn-XRF05	Sn-Trace Level XRF Analysis	XRF
ME-MS61	48 element four acid ICP-MS	
Ag-OG62	Ore Grade Ag - Four Acid	VARIABLE
Pb-OG62	Ore Grade Pb - Four Acid	VARIABLE
Zn-OG62	Ore Grade Zn - Four Acid	VARIABLE
Ag-GRA21	Ag 30g FA-GRAV finish	WST-SIM

To: **SILVER RANGE RESOURCES LTD.**
ATTN: JOAN MARIACHER
C/O ARCHER, CATHRO & ASSOCIATES (1981) LIMITED
1016-510 W HASTINGS ST
VANCOUVER BC V6B 1L8

This is the Final Report and supersedes any preliminary report with this certificate number. Results apply to samples as submitted. All pages of this report have been checked and approved for release.

***** See Appendix Page for comments regarding this certificate *****

Signature: 

Colin Ramshaw, Vancouver Laboratory Manager

Comments: Gold assay on sample M389940 is reported by fire assay gravimetric method due to high silver content in the sample that may cause incomplete gold dissolution in aqua-regia solution.

ALS Canada Ltd.
2103 Dollarton Hwy
North Vancouver BC V7H 0A7
Phone: 604 984 0221 Fax: 604 984 0218 www.alsglobal.com

To: **SILVER RANGE RESOURCES LTD.**
C/O ARCHER, CATHRO & ASSOCIATES (1981) LIMITED
1016-510 W HASTINGS ST
VANCOUVER BC V6B 1L8

Finalized Date: 22-SEP-2012
Account: RANSIL

Project: SNAP-Group 5

CERTIFICATE OF ANALYSIS WH12209421

Sample Description	Method / Analyte / Units / LOR	WEI-21 Recvd Wt. kg 0.02	Au-AA24 Au ppm 0.005	Au-GRA22 Au ppm 0.05	Sn-XRF05 Sn ppm 5	ME-MS61 Ag ppm 0.01	ME-MS61 Al % 0.01	ME-MS61 As ppm 0.2	ME-MS61 Ba ppm 10	ME-MS61 Be ppm 0.05	ME-MS61 Bi ppm 0.01	ME-MS61 Ca % 0.01	ME-MS61 Cd ppm 0.02	ME-MS61 Ce ppm 0.01	ME-MS61 Co ppm 0.1	ME-MS61 Cr ppm 1
M389909		6.88	<0.005		15	0.82	6.98	17.6	480	4.38	0.98	0.84	0.28	59.8	4.1	21
M389910		4.80	<0.005		10	0.80	5.75	15.8	380	3.96	3.59	0.62	0.51	43.9	3.0	14
M389911		3.89	<0.005		31	1.27	7.52	8.7	480	5.63	1.97	0.58	0.99	57.8	3.7	12
M389912		1.87	0.497		82	2.40	5.04	>10000	120	4.12	2.33	0.11	2.25	48.9	4.4	12
M389913		3.04	<0.005		<5	0.06	0.05	23	10	0.06	0.02	19.55	0.06	1.07	1.2	<1
M389914		3.69	<0.005		31	1.38	7.45	28.9	510	5.26	2.20	0.25	1.09	69.4	4.8	12
M389915		7.50	<0.005		27	1.01	7.51	43.2	470	5.45	1.36	0.41	0.58	62.8	3.5	12
M389916		7.87	<0.005		21	1.44	7.08	26.1	430	4.98	2.25	0.88	1.16	62.2	2.9	10
M389917		5.09	<0.005		11	0.80	7.46	6.2	630	4.95	1.64	0.88	0.60	75.5	3.8	12
M389918		2.54	0.013		65	3.93	6.80	97.2	360	4.75	4.43	0.58	11.80	60.9	4.7	10
M389919		0.26	0.097		10	63.5	5.01	2630	590	0.74	4.02	6.69	124.5	26.0	13.0	42
M389920		7.96	<0.005		19	0.50	7.54	8.6	570	5.19	2.17	1.48	0.35	56.4	4.7	19
M389921		7.97	<0.005		15	0.40	7.13	3.0	530	4.78	3.11	1.22	0.36	58.6	4.8	21
M389922		7.82	<0.005		16	0.38	7.19	2.0	510	5.08	2.46	1.23	0.11	63.5	5.2	20
M389923		7.76	<0.005		8	0.10	7.52	1.5	570	5.32	0.58	1.44	0.06	63.2	4.9	18
M389924		7.21	<0.005		10	0.09	7.15	1.7	540	5.00	0.46	1.37	0.03	70.9	4.7	19
M389925		2.35	<0.005		11	0.06	6.99	1.9	550	5.72	0.50	1.29	0.06	65.5	4.8	19
M389926		1.25	<0.005		12	0.06	7.36	1.6	560	6.00	0.56	1.32	0.02	64.4	4.7	19
M389927		2.45	<0.005		12	4.08	6.92	17.7	490	5.93	39.7	1.15	0.05	68.3	14.5	23
M389928		2.54	<0.005		14	0.18	6.82	1.2	260	4.02	1.25	0.68	0.02	33.6	2.4	11
M389929		3.97	<0.005		5	0.02	0.07	<5	30	0.07	0.12	19.95	0.06	1.48	1.0	<1
M389930		3.85	<0.005		10	0.10	7.29	10.4	540	4.50	0.75	1.35	0.04	72.2	5.2	26
M389931		3.95	<0.005		11	0.18	7.19	6.2	550	5.01	0.60	1.17	0.08	67.8	5.3	26
M389932		1.27	<0.005		18	0.47	7.14	7.1	530	4.95	0.87	1.02	1.60	70.0	5.1	24
M389933		<0.02	<0.005		14	0.50	6.85	8.4	520	5.15	0.93	1.02	1.47	71.3	5.1	22
M389934		3.61	<0.005		6	0.04	7.36	0.6	550	4.93	0.49	1.28	0.03	69.2	5.9	27
M389935		2.32	<0.005		12	0.08	7.46	1.0	570	5.51	0.55	1.35	0.03	74.6	6.0	27
M389936		2.26	<0.005		21	0.35	6.89	6.9	540	5.22	0.53	1.11	0.54	63.0	5.7	23
M389937		4.42	<0.005		11	0.08	7.20	8.1	580	4.99	0.44	1.18	0.09	80.1	5.8	27
M389938		1.55	<0.005		30	0.34	7.34	68.6	630	4.45	0.73	0.23	0.94	71.8	5.2	25
M389939		2.27	0.011		85	1.75	6.90	836	570	4.85	0.72	0.24	4.34	74.3	5.6	23
M389940		0.06		7.17	665	>100	0.26	>10000	130	0.07	0.14	0.01	253	4.79	0.5	13
M389941		2.44	0.013		28	1.39	7.10	450	550	4.83	0.95	1.01	0.66	70.7	6.1	26
M389942		3.45	<0.005		14	0.29	7.17	35.8	630	4.53	0.44	1.02	0.38	75.2	5.9	27
M389943		3.94	<0.005		14	0.10	7.10	1.8	570	4.29	0.54	1.45	0.03	70.2	5.2	26
M389944		7.10	<0.005		8	0.09	7.14	1.5	590	4.11	0.38	1.35	0.04	72.0	5.4	27

Comments: Gold assay on sample M389940 is reported by fire assay gravimetric method due to high silver content in the sample that may cause incomplete gold dissolution in aqua-regia solution.

***** See Appendix Page for comments regarding this certificate *****

ALS Canada Ltd.
2103 Dollarton Hwy
North Vancouver BC V7H 0A7
Phone: 604 984 0221 Fax: 604 984 0218 www.alsglobal.com

To: **SILVER RANGE RESOURCES LTD.**
C/O ARCHER, CATHRO & ASSOCIATES (1981) LIMITED
1016-510 W HASTINGS ST
VANCOUVER BC V6B 1L8

Finalized Date: 22-SEP-2012
Account: RANSIL

Project: SNAP-Group 5

CERTIFICATE OF ANALYSIS WH12209421

Sample Description	Method	ME-MS61	ME-MS61	ME-MS61	ME-MS61	ME-MS61	ME-MS61	ME-MS61	ME-MS61	ME-MS61	ME-MS61	ME-MS61	ME-MS61	ME-MS61	ME-MS61	ME-MS61
	Analyte	Cs	Cu	Fe	Ga	Ge	Hf	In	K	La	Li	Mg	Mn	Mo	Na	Nb
	Units	ppm	ppm	%	ppm	ppm	ppm	ppm	%	ppm	ppm	%	ppm	ppm	%	ppm
	LOR	0.05	0.2	0.01	0.05	0.05	0.1	0.005	0.01	0.5	0.2	0.01	5	0.05	0.01	0.1
M389909		12.35	5.9	1.70	21.4	0.15	1.2	0.037	3.64	28.9	91.1	0.39	1420	0.35	1.07	9.6
M389910		8.72	4.1	1.47	17.15	0.13	0.9	0.215	2.79	22.1	45.4	0.26	783	0.54	1.13	7.9
M389911		15.50	12.5	1.99	21.6	0.17	1.2	0.247	4.27	28.5	93.3	0.36	1690	0.36	0.30	11.2
M389912		17.80	19.7	5.36	15.95	0.19	1.0	0.807	2.23	24.5	51.2	0.22	356	0.26	0.02	7.8
M389913		0.14	1.7	0.45	0.26	0.08	<0.1	0.006	0.02	0.5	1.0	12.40	195	0.08	<0.01	0.3
M389914		15.95	13.1	1.89	23.3	0.19	1.2	0.172	4.39	33.8	66.1	0.31	1980	0.24	0.23	10.7
M389915		16.30	11.4	2.00	22.9	0.23	1.1	0.108	4.18	31.3	63.6	0.33	1820	0.31	0.57	11.4
M389916		17.40	6.9	1.70	20.0	0.17	1.2	0.358	3.97	30.8	68.2	0.43	1850	0.20	0.09	10.3
M389917		14.25	7.1	1.97	22.1	0.20	1.5	0.082	4.09	36.2	58.3	0.41	2050	0.29	0.43	11.3
M389918		19.10	36.1	3.76	20.2	0.22	1.0	5.40	3.56	30.1	68.8	0.42	1720	0.24	0.05	9.3
M389919		2.77	1020	3.71	10.70	0.17	1.3	0.076	1.31	13.4	16.2	0.68	2810	5.26	1.22	4.5
M389920		12.80	10.7	2.09	22.8	0.16	0.9	0.132	3.66	25.9	83.2	0.51	1000	0.38	1.47	11.2
M389921		10.15	62.1	2.05	22.2	0.17	0.9	0.064	3.26	28.6	46.5	0.49	494	0.35	2.04	10.3
M389922		12.35	9.6	1.84	24.3	0.14	0.9	0.042	3.34	30.5	61.8	0.40	795	0.55	1.74	12.0
M389923		12.55	9.4	1.92	25.0	0.15	1.0	0.038	3.47	30.6	93.5	0.44	515	0.45	2.07	11.7
M389924		11.40	8.6	1.79	25.0	0.16	1.4	0.040	3.28	34.7	88.4	0.46	407	0.46	1.95	12.2
M389925		11.90	8.1	1.71	25.3	0.17	1.1	0.036	3.37	32.0	96.2	0.46	376	0.35	1.87	12.5
M389926		11.60	7.4	1.76	25.2	0.17	1.0	0.033	3.32	31.5	94.2	0.47	370	0.38	1.95	11.9
M389927		12.40	77.1	2.26	25.5	0.17	0.9	0.047	3.06	33.3	63.6	0.39	727	0.74	1.74	11.3
M389928		10.25	8.0	1.10	20.7	0.14	0.7	0.025	3.43	16.4	35.7	0.21	496	0.26	1.84	9.1
M389929		0.19	4.4	0.46	0.30	0.14	<0.1	<0.005	0.03	0.7	1.2	11.95	204	0.11	0.01	0.3
M389930		13.40	10.6	1.88	24.8	0.19	0.7	0.040	3.35	35.7	83.8	0.55	361	0.60	1.89	12.3
M389931		12.25	12.2	1.95	24.4	0.18	0.6	0.062	3.45	33.7	61.5	0.51	836	0.45	1.50	12.1
M389932		14.65	16.5	2.05	24.5	0.17	0.6	0.436	3.36	35.0	50.4	0.40	733	0.75	1.41	11.3
M389933		14.90	15.6	1.99	24.5	0.17	0.6	0.384	3.28	35.5	52.3	0.38	744	0.46	1.32	11.1
M389934		9.90	12.1	1.96	25.6	0.19	0.6	0.039	3.29	34.6	96.8	0.56	303	0.41	1.88	12.6
M389935		9.95	11.5	2.01	26.5	0.19	0.8	0.041	3.34	36.5	87.1	0.57	400	0.43	1.77	12.9
M389936		12.40	11.1	2.00	24.3	0.18	0.6	0.163	3.35	30.0	57.5	0.44	1550	0.40	0.61	11.9
M389937		8.07	11.8	1.89	25.4	0.16	0.7	0.041	3.28	39.4	83.1	0.54	400	0.38	1.65	12.5
M389938		10.45	12.9	1.64	25.1	0.17	0.7	0.169	3.66	35.4	64.0	0.43	865	0.42	0.21	11.9
M389939		16.70	28.7	2.26	24.7	0.17	0.7	0.495	3.98	37.1	58.0	0.34	1460	0.51	0.35	11.3
M389940		0.44	3740	11.30	2.00	0.18	0.1	0.057	0.11	2.8	7.6	0.01	41	1.17	0.01	0.5
M389941		14.55	19.1	2.18	26.4	0.16	0.5	0.155	3.54	35.5	53.8	0.52	597	0.42	1.39	12.0
M389942		11.70	14.2	2.04	26.2	0.19	0.7	0.047	3.57	37.8	68.7	0.55	557	0.30	1.36	11.8
M389943		9.02	10.1	1.94	25.3	0.21	0.7	0.035	3.29	34.6	72.4	0.58	424	0.31	1.84	11.7
M389944		9.18	9.9	1.95	25.6	0.21	0.8	0.036	3.31	35.2	78.2	0.58	392	0.27	1.87	11.9

Comments: Gold assay on sample M389940 is reported by fire assay gravimetric method due to high silver content in the sample that may cause incomplete gold dissolution in aqua-regia solution.

***** See Appendix Page for comments regarding this certificate *****

ALS Canada Ltd.
2103 Dollarton Hwy
North Vancouver BC V7H 0A7
Phone: 604 984 0221 Fax: 604 984 0218 www.alsglobal.com

To: **SILVER RANGE RESOURCES LTD.**
C/O ARCHER, CATHRO & ASSOCIATES (1981) LIMITED
1016-510 W HASTINGS ST
VANCOUVER BC V6B 1L8

Finalized Date: 22-SEP-2012
Account: RANSIL

Project: SNAP-Group 5

CERTIFICATE OF ANALYSIS WH12209421

Sample Description	Method	ME-MS61	ME-MS61	ME-MS61	ME-MS61	ME-MS61	ME-MS61	ME-MS61	ME-MS61	ME-MS61	ME-MS61	ME-MS61	ME-MS61	ME-MS61	ME-MS61	ME-MS61
	Analyte	Ni	P	Pb	Rb	Re	S	Sb	Sc	Se	Sn	Sr	Ta	Te	Th	Ti
	Units	ppm	ppm	ppm	ppm	ppm	%	ppm	ppm	ppm	ppm	ppm	ppm	ppm	ppm	%
	LOR	0.2	10	0.5	0.1	0.002	0.01	0.05	0.1	1	0.2	0.2	0.05	0.05	0.2	0.005
M389909		6.3	490	62.2	251	<0.002	0.07	1.23	5.3	1	9.6	96.6	0.90	<0.05	14.6	0.173
M389910		4.1	490	41.6	181.5	<0.002	0.09	1.05	4.3	1	9.9	101.0	0.79	<0.05	10.3	0.149
M389911		4.7	590	266	352	<0.002	0.66	2.64	5.4	1	27.9	76.5	1.12	<0.05	14.3	0.212
M389912		4.4	320	252	243	<0.002	4.24	105.5	3.6	1	56.5	10.5	0.77	<0.05	11.7	0.141
M389913		2.1	170	1.9	1.5	<0.002	<0.01	0.21	0.3	1	<0.2	41.1	<0.05	<0.05	<0.2	<0.005
M389914		5.5	570	269	365	<0.002	0.74	3.06	5.9	1	29.3	82.5	0.96	<0.05	15.8	0.219
M389915		4.5	640	192.5	346	<0.002	0.47	2.14	5.6	1	23.3	92.1	1.15	<0.05	14.4	0.209
M389916		3.2	540	168.5	320	<0.002	0.46	1.50	4.6	1	19.0	62.9	1.22	<0.05	14.3	0.169
M389917		4.8	570	57.3	269	<0.002	0.11	0.90	5.7	1	9.0	101.0	1.31	<0.05	18.0	0.206
M389918		5.0	540	819	323	<0.002	3.16	4.34	4.7	2	59.8	35.6	1.04	<0.05	14.1	0.153
M389919		26.1	640	>10000	63.7	0.002	2.69	49.4	8.0	5	2.6	430	0.28	0.15	3.9	0.208
M389920		7.1	520	77.5	245	<0.002	0.15	0.78	6.4	1	8.6	177.5	0.78	<0.05	13.9	0.242
M389921		7.5	510	41.8	215	<0.002	0.08	0.33	6.1	1	9.9	175.0	0.83	<0.05	14.1	0.216
M389922		8.8	540	49.7	237	<0.002	0.14	0.40	6.9	1	10.1	168.5	1.10	<0.05	15.4	0.212
M389923		7.5	530	44.3	238	<0.002	0.10	0.11	7.0	1	6.5	209	0.94	<0.05	15.4	0.228
M389924		6.8	540	44.3	221	<0.002	0.06	0.11	6.7	1	6.3	203	1.03	<0.05	17.2	0.221
M389925		7.7	510	43.8	221	<0.002	0.05	0.07	7.0	1	5.9	191.0	1.12	<0.05	15.2	0.213
M389926		7.3	530	43.5	217	<0.002	0.05	0.06	6.9	1	5.7	198.0	1.08	<0.05	15.5	0.211
M389927		14.7	510	54.4	216	<0.002	0.39	1.57	6.8	1	7.4	165.0	0.99	0.19	16.2	0.188
M389928		4.2	530	31.1	269	<0.002	0.06	0.23	4.3	1	8.2	90.2	1.05	<0.05	7.7	0.087
M389929		0.6	180	1.7	1.7	<0.002	0.01	<0.05	0.3	1	<0.2	45.7	<0.05	<0.05	<0.2	<0.005
M389930		9.1	530	44.8	222	<0.002	0.08	0.41	7.1	1	6.1	188.5	1.04	<0.05	16.7	0.218
M389931		9.8	530	58.6	246	<0.002	0.07	0.17	7.2	1	9.1	169.5	1.07	<0.05	15.8	0.215
M389932		9.3	630	111.0	245	<0.002	0.56	0.57	6.8	1	10.7	161.5	0.99	<0.05	15.9	0.190
M389933		9.0	660	109.5	248	<0.002	0.57	0.61	6.8	1	11.1	156.5	0.97	<0.05	16.4	0.183
M389934		10.0	510	42.6	222	<0.002	0.09	0.05	7.6	1	5.3	192.0	1.08	<0.05	15.6	0.224
M389935		10.0	490	43.3	229	<0.002	0.06	0.06	7.9	1	5.6	192.5	1.09	<0.05	16.9	0.233
M389936		9.0	480	123.5	260	<0.002	0.07	0.44	7.0	1	16.2	135.0	1.11	<0.05	14.9	0.202
M389937		9.4	500	55.9	224	<0.002	0.06	0.15	7.5	1	6.9	188.0	1.08	<0.05	18.2	0.225
M389938		8.1	470	136.0	275	<0.002	0.09	0.70	7.4	1	26.7	115.0	1.25	<0.05	16.4	0.218
M389939		9.9	480	626	359	<0.002	0.61	4.24	7.5	1	75.0	94.9	1.22	<0.05	16.2	0.205
M389940		3.0	60	>10000	7.5	0.003	>10.0	3500	0.6	5	171.5	7.3	<0.05	<0.05	0.6	0.009
M389941		11.3	520	575	269	<0.002	0.43	2.70	7.5	1	21.7	157.5	1.16	<0.05	15.2	0.237
M389942		9.7	520	96.6	249	<0.002	0.17	0.44	7.3	1	10.4	168.5	0.97	<0.05	17.2	0.241
M389943		8.7	480	39.9	210	<0.002	0.08	0.12	7.0	1	7.4	194.5	0.96	<0.05	15.5	0.236
M389944		8.7	490	39.4	215	<0.002	0.06	0.11	7.1	1	5.9	197.0	0.99	<0.05	16.6	0.238

Comments: Gold assay on sample M389940 is reported by fire assay gravimetric method due to high silver content in the sample that may cause incomplete gold dissolution in aqua-regia solution.

***** See Appendix Page for comments regarding this certificate *****

ALS Canada Ltd.
2103 Dollarton Hwy
North Vancouver BC V7H 0A7
Phone: 604 984 0221 Fax: 604 984 0218 www.alsglobal.com

To: **SILVER RANGE RESOURCES LTD.**
C/O ARCHER, CATHRO & ASSOCIATES (1981) LIMITED
1016-510 W HASTINGS ST
VANCOUVER BC V6B 1L8

Finalized Date: 22-SEP-2012
Account: RANSIL

Project: SNAP-Group 5

CERTIFICATE OF ANALYSIS WH12209421

Sample Description	Method	ME-MS61	ME-MS61	ME-MS61	ME-MS61	ME-MS61	ME-MS61	ME-MS61	Ag-OG62	Pb-OG62	Zn-OG62	Ag-GRA21
	Analyte	Tl	U	V	W	Y	Zn	Zr	Ag	Pb	Zn	Ag
	Units	ppm	ppm	ppm	ppm	ppm	ppm	ppm	ppm	%	%	ppm
	LOR	0.02	0.1	1	0.1	0.1	2	0.5	1	0.001	0.001	5
M389909		2.44	7.5	29	3.2	8.6	146	41.4				
M389910		1.72	5.7	26	3.4	6.6	190	30.6				
M389911		5.00	8.0	31	6.0	7.7	426	42.9				
M389912		5.19	3.9	21	5.3	5.1	690	32.6				
M389913		0.02	0.4	2	0.1	0.8	17	<0.5				
M389914		5.19	8.4	27	8.3	8.1	568	42.6				
M389915		4.69	9.7	30	7.2	8.9	318	38.3				
M389916		4.53	9.2	23	5.1	8.7	368	42.3				
M389917		2.62	5.4	30	3.8	9.7	290	51.7				
M389918		5.41	7.1	26	8.6	8.7	3920	33.5				
M389919		0.75	1.8	63	8.9	11.5	>10000	40.9		2.04	2.07	
M389920		2.29	5.5	42	2.2	8.4	164	33.0				
M389921		1.74	4.9	39	3.3	8.2	110	32.5				
M389922		2.14	7.1	36	2.6	8.9	147	32.5				
M389923		1.69	5.1	38	1.3	7.9	61	38.6				
M389924		1.51	8.0	35	0.8	8.4	54	51.9				
M389925		1.47	6.5	34	0.8	7.8	54	40.5				
M389926		1.43	6.5	33	0.8	7.7	51	38.3				
M389927		2.57	5.6	34	3.9	8.2	60	32.8				
M389928		1.75	10.5	14	6.6	6.1	28	19.4				
M389929		<0.02	0.8	2	0.3	0.9	15	<0.5				
M389930		1.49	7.9	37	0.5	7.6	55	23.0				
M389931		1.97	5.1	38	3.5	7.8	73	21.9				
M389932		2.17	5.4	33	3.0	8.8	623	21.3				
M389933		2.18	5.4	32	3.1	9.2	555	21.3				
M389934		1.40	4.8	39	0.4	7.3	57	22.5				
M389935		1.59	4.8	40	0.8	7.6	59	28.7				
M389936		3.06	4.9	36	9.2	7.9	185	20.7				
M389937		1.51	6.1	38	2.0	8.4	80	25.6				
M389938		2.56	5.2	37	8.9	8.4	400	24.4				
M389939		4.14	6.5	36	11.9	7.9	1540	24.2				
M389940		0.13	0.6	7	153.5	0.7	>10000	3.5	>1500	11.95	2.79	3450
M389941		2.40	4.9	40	3.0	7.5	293	20.1				
M389942		1.87	4.7	40	2.0	8.2	195	27.4				
M389943		1.50	6.9	39	0.5	7.4	56	26.3				
M389944		1.47	7.2	38	1.0	7.5	56	34.1				

Comments: Gold assay on sample M389940 is reported by fire assay gravimetric method due to high silver content in the sample that may cause incomplete gold dissolution in aqua-regia solution.

***** See Appendix Page for comments regarding this certificate *****

ALS Canada Ltd.
2103 Dollarton Hwy
North Vancouver BC V7H 0A7
Phone: 604 984 0221 Fax: 604 984 0218 www.alsglobal.com

To: **SILVER RANGE RESOURCES LTD.**
C/O ARCHER, CATHRO & ASSOCIATES (1981) LIMITED
1016-510 W HASTINGS ST
VANCOUVER BC V6B 1L8

Finalized Date: 22-SEP-2012
Account: RANSIL

Project: SNAP-Group 5

CERTIFICATE OF ANALYSIS WH12209421

Method	CERTIFICATE COMMENTS
ME-MS61	REE's may not be totally soluble in this method.
ME-MS61	Interference: Samples with Ca>10%on ICP-MS As. ICP-AES As results reported (5 ppm DL)

ALS Canada Ltd.

2103 Dollarton Hwy
North Vancouver BC V7H 0A7
Phone: 604 984 0221 Fax: 604 984 0218 www.alsglobal.com

To: **SILVER RANGE RESOURCES LTD.**
C/O ARCHER, CATHRO & ASSOCIATES (1981) LIMITED
1016-510 W HASTINGS ST
VANCOUVER BC V6B 1L8

Finalized Date: 23-SEP-2012
Account: RANSIL

CERTIFICATE WH12210692

Project: WELD - Group 5

P.O. No.: Batch 51

This report is for 36 Drill Core samples submitted to our lab in Whitehorse, YT, Canada on 7-SEP-2012.

The following have access to data associated with this certificate:

MATT DUMALA	JOAN MARIACHER	HEATHER SMITH

SAMPLE PREPARATION

ALS CODE	DESCRIPTION
WEI-21	Received Sample Weight
LOG-22	Sample login - Rcd w/o BarCode
CRU-31	Fine crushing - 70%<2mm
CRU-QC	Crushing QC Test
SPL-21	Split sample - riffle splitter
PUL-QC	Pulverizing QC Test
PUL-31	Pulverize split to 85%<75 um
LOG-22d	Sample login - Rcd w/o BarCode dup
SPL-21d	Split sample - duplicate
PUL-31d	Pulverize Split - duplicate
LOG-23	Pulp Login - Rcvd with Barcode

ANALYTICAL PROCEDURES

ALS CODE	DESCRIPTION	INSTRUMENT
Au-AA24	Au 50g FA AA finish	AAS
ME-OG62	Ore Grade Elements - Four Acid	ICP-AES
Sn-XRF05	Sn-Trace Level XRF Analysis	XRF
ME-MS61	48 element four acid ICP-MS	
Ag-OG62	Ore Grade Ag - Four Acid	VARIABLE
Pb-OG62	Ore Grade Pb - Four Acid	VARIABLE
Zn-OG62	Ore Grade Zn - Four Acid	VARIABLE
Ag-GRA21	Ag 30g FA-GRAV finish	WST-SIM

To: **SILVER RANGE RESOURCES LTD.**
ATTN: JOAN MARIACHER
C/O ARCHER, CATHRO & ASSOCIATES (1981) LIMITED
1016-510 W HASTINGS ST
VANCOUVER BC V6B 1L8

This is the Final Report and supersedes any preliminary report with this certificate number. Results apply to samples as submitted. All pages of this report have been checked and approved for release.

***** See Appendix Page for comments regarding this certificate *****

Signature:

Colin Ramshaw, Vancouver Laboratory Manager

ALS Canada Ltd.
2103 Dollarton Hwy
North Vancouver BC V7H 0A7
Phone: 604 984 0221 Fax: 604 984 0218 www.alsglobal.com

To: **SILVER RANGE RESOURCES LTD.**
C/O ARCHER, CATHRO & ASSOCIATES (1981) LIMITED
1016-510 W HASTINGS ST
VANCOUVER BC V6B 1L8

Finalized Date: 23-SEP-2012
Account: RANSIL

Project: WELD - Group 5

CERTIFICATE OF ANALYSIS WH12210692

Sample Description	Method	WEI-21	Au-AA24	Sn-XRF05	ME-MS61	ME-MS61	ME-MS61	ME-MS61	ME-MS61	ME-MS61	ME-MS61	ME-MS61	ME-MS61	ME-MS61	ME-MS61	ME-MS61
	Analyte	Recvd Wt.	Au	Sn	Ag	Al	As	Ba	Be	Bi	Ca	Cd	Ce	Co	Cr	Cs
	Units	kg	ppm	ppm	ppm	%	ppm	ppm	ppm	ppm	%	ppm	ppm	ppm	ppm	ppm
	LOR	0.02	0.005	5	0.01	0.01	0.2	10	0.05	0.01	0.01	0.02	0.01	0.1	1	0.05
M389994		3.76	<0.005	15	2.76	7.06	50.3	390	5.13	0.45	0.38	0.17	66.7	2.7	7	25.7
M389995		1.13	0.095	18	19.90	5.32	1390	110	4.14	0.58	0.27	21.1	39.7	4.5	5	22.4
M389996		2.62	<0.005	13	0.19	8.11	2.3	530	7.07	1.12	0.90	0.05	67.9	3.1	10	13.70
M389997		1.66	<0.005	13	0.14	8.11	5.5	530	7.07	0.84	0.89	0.09	70.1	3.9	8	14.05
M389998		1.76	<0.005	<5	0.01	0.06	<5	100	0.07	0.02	21.6	0.06	1.38	1.3	<1	0.17
M389999		5.20	<0.005	10	0.23	7.74	1.6	540	5.41	0.75	0.71	0.06	70.2	3.0	8	14.60
M390000		<0.02	<0.005	11	0.18	7.73	1.3	550	5.41	0.80	0.69	0.07	67.8	3.0	9	14.40
K979448		0.26	0.093	13	58.0	4.69	2510	580	0.70	4.23	6.54	126.0	29.4	12.9	37	2.99
K979449		3.43	<0.005	15	0.20	8.30	1.0	590	7.15	0.87	0.72	0.07	75.2	3.4	11	16.60
L862711		1.44	<0.005	9	0.51	2.31	19.9	690	0.96	0.07	5.33	48.1	28.5	6.4	29	1.76
L862712		2.66	<0.005	5	0.92	2.05	14.3	540	0.88	0.07	4.27	52.6	23.5	4.6	33	1.84
L862713		2.92	<0.005	12	10.60	2.26	16.5	680	1.13	1.82	5.64	143.5	25.4	8.4	36	1.87
L862714		2.23	<0.005	<5	0.03	0.08	<5	20	0.06	0.02	22.0	0.18	1.45	1.3	<1	0.31
L862715		4.14	<0.005	6	0.87	2.91	42.0	480	1.13	0.09	3.73	8.34	30.8	7.8	55	2.43
L862716		3.85	<0.005	5	0.97	3.57	28.1	480	1.55	0.14	4.49	16.40	39.5	7.3	62	3.93
L862717		2.91	<0.005	6	0.62	3.68	32.8	520	1.42	0.09	3.09	0.15	38.1	7.0	51	4.13
L862718		2.35	<0.005	<5	0.82	3.65	26.9	470	1.35	0.10	3.77	0.12	54.6	6.1	62	4.07
L862719		0.07	6.59	661	>100	0.25	>10000	80	0.09	0.14	0.01	259	4.50	0.5	12	0.36
L862720		5.03	<0.005	<5	0.69	3.54	12.4	440	1.48	0.14	4.54	0.10	40.0	7.0	56	4.04
L862721		4.94	<0.005	<5	0.64	3.62	12.5	480	1.35	0.13	3.02	0.03	41.3	6.8	55	4.95
L862722		4.85	<0.005	5	0.57	4.29	10.0	600	1.67	0.14	3.71	0.03	51.6	7.9	56	4.95
L862723		2.12	<0.005	14	0.66	2.98	13.8	310	1.28	0.09	8.65	0.46	33.1	5.9	31	3.07
L862724		3.14	<0.005	<5	0.51	4.61	15.5	650	1.97	0.14	3.18	0.03	55.3	8.2	60	6.47
L862725		4.95	<0.005	10	2.35	2.42	31.0	570	1.20	1.46	4.42	22.5	27.7	8.1	37	6.10
L862726		3.08	<0.005	9	2.03	1.80	67.5	660	1.06	1.92	5.71	21.0	22.1	7.5	27	4.20
L862727		5.32	<0.005	13	1.45	1.83	53.7	740	0.80	0.87	5.15	6.98	24.0	8.4	32	5.03
L862728		4.10	<0.005	7	0.66	1.74	64.6	540	0.72	0.16	2.70	7.74	23.5	7.4	37	6.05
L862729		4.58	<0.005	8	4.42	1.76	41.8	650	1.08	2.74	3.10	23.2	19.65	9.1	41	3.51
L862730		2.57	<0.005	11	4.60	2.87	33.2	1210	1.11	5.91	4.84	35.2	23.0	8.7	36	4.27
L862731		3.27	<0.005	5	1.05	3.26	37.3	1100	1.46	0.09	2.17	0.18	36.2	6.8	53	5.87
L862732		4.50	<0.005	<5	0.85	2.58	30.9	740	1.30	0.11	2.35	0.11	31.0	6.6	48	4.92
L862733		3.21	<0.005	6	0.57	2.99	33.3	840	1.38	0.10	2.27	0.07	31.4	6.8	54	5.53
L862734		3.34	<0.005	8	0.66	3.64	25.8	1070	1.52	0.15	4.83	0.11	35.3	8.6	52	4.56
L862735		4.74	<0.005	5	1.06	2.90	19.0	860	1.22	0.09	2.36	0.21	31.9	7.0	49	6.07
L862736		3.07	<0.005	6	1.33	3.09	32.3	1170	1.16	0.09	3.16	0.21	34.5	8.1	47	5.65
L862737		5.23	<0.005	12	3.73	3.49	28.7	1180	1.53	0.56	7.04	13.75	38.5	10.3	43	3.60

***** See Appendix Page for comments regarding this certificate *****

ALS Canada Ltd.
2103 Dollarton Hwy
North Vancouver BC V7H 0A7
Phone: 604 984 0221 Fax: 604 984 0218 www.alsglobal.com

To: **SILVER RANGE RESOURCES LTD.**
C/O ARCHER, CATHRO & ASSOCIATES (1981) LIMITED
1016-510 W HASTINGS ST
VANCOUVER BC V6B 1L8

Finalized Date: 23-SEP-2012
Account: RANSIL

Project: WELD - Group 5

CERTIFICATE OF ANALYSIS WH12210692

Sample Description	Method	ME-MS61	ME-MS61	ME-MS61	ME-MS61	ME-MS61	ME-MS61	ME-MS61	ME-MS61	ME-MS61	ME-MS61	ME-MS61	ME-MS61	ME-MS61	ME-MS61	ME-MS61
	Analyte	Cu	Fe	Ga	Ge	Hf	In	K	La	Li	Mg	Mn	Mo	Na	Nb	Ni
	Units	ppm	%	ppm	ppm	ppm	ppm	%	ppm	ppm	%	ppm	ppm	%	ppm	ppm
	LOR	0.2	0.01	0.05	0.05	0.1	0.005	0.01	0.5	0.2	0.01	5	0.05	0.01	0.1	0.2
M389994		7.6	1.45	25.0	0.08	1.9	0.040	4.14	32.5	64.0	0.27	3710	0.64	0.08	9.5	3.7
M389995		73.0	2.52	22.3	0.05	1.1	1.155	2.06	19.6	40.3	0.18	12600	0.49	0.13	4.8	2.7
M389996		6.5	1.43	26.5	0.17	2.1	0.034	4.13	33.8	30.8	0.28	921	0.34	2.07	11.9	3.3
M389997		5.4	1.39	26.2	0.19	2.2	0.033	4.10	34.4	29.6	0.27	913	0.35	2.09	12.1	3.1
M389998		2.5	0.48	0.30	0.09	<0.1	<0.005	0.03	0.7	1.1	12.85	222	0.14	0.01	0.4	3.6
M389999		3.4	1.38	24.5	0.20	2.2	0.028	4.20	34.3	34.2	0.30	856	0.43	1.68	11.5	2.8
M390000		30.3	1.35	25.2	0.20	2.3	0.031	4.26	33.4	31.5	0.30	866	0.33	1.68	11.6	2.9
K979448		987	3.62	11.35	0.08	1.2	0.079	1.30	15.0	14.3	0.66	2750	5.34	1.18	4.2	25.3
K979449		6.2	1.54	26.5	0.20	2.0	0.034	4.15	37.7	34.5	0.36	681	0.37	1.87	13.7	3.5
L862711		63.1	1.44	7.81	0.07	1.8	0.023	1.00	16.8	11.6	3.45	490	33.3	0.06	5.8	65.0
L862712		87.7	1.22	6.70	<0.05	1.7	0.019	0.91	14.2	11.1	2.85	348	29.8	0.05	5.6	56.2
L862713		709	2.74	7.49	0.17	1.5	0.087	0.99	14.6	28.4	4.74	707	29.6	0.05	6.8	73.3
L862714		2.6	0.49	0.32	0.11	<0.1	0.005	0.03	0.7	1.2	13.15	221	0.17	0.01	0.4	3.9
L862715		46.1	1.33	8.57	<0.05	2.0	0.019	1.01	18.9	18.6	1.53	283	34.4	0.07	11.8	84.1
L862716		62.5	1.75	10.50	0.16	2.5	0.029	1.26	25.5	24.0	2.50	353	36.6	0.08	15.6	99.1
L862717		42.7	1.65	10.25	0.14	2.5	0.018	1.62	22.3	24.7	1.73	378	28.6	0.05	11.7	68.7
L862718		55.9	1.38	10.40	0.16	2.5	0.025	1.62	30.4	19.6	1.34	253	19.50	0.07	11.1	65.0
L862719		3890	11.00	2.19	0.14	0.1	0.084	0.10	2.7	6.7	<0.01	41	1.21	0.01	0.5	2.7
L862720		44.7	1.84	10.95	0.16	2.8	0.020	1.52	24.3	15.5	2.59	413	36.8	0.08	15.4	83.6
L862721		36.1	1.84	10.00	0.15	2.6	0.019	1.53	25.1	17.8	1.93	279	32.5	0.08	13.6	77.5
L862722		39.5	1.88	12.25	0.16	3.0	0.020	1.89	29.5	19.6	2.23	326	27.9	0.13	14.2	70.0
L862723		56.3	2.79	9.33	<0.05	2.1	0.031	0.91	18.7	22.1	4.59	710	24.0	0.10	9.7	58.5
L862724		33.2	1.75	12.80	0.17	3.2	0.022	1.96	31.7	22.1	2.13	289	31.1	0.16	14.3	77.5
L862725		98.7	1.69	7.82	<0.05	1.8	0.043	1.14	16.2	27.7	3.01	440	31.8	0.08	6.2	81.9
L862726		86.0	1.68	5.53	<0.05	1.3	0.020	0.92	13.3	28.9	4.44	408	30.3	0.05	4.0	79.1
L862727		113.5	2.13	5.27	<0.05	1.4	0.018	1.29	14.6	19.7	3.17	466	29.5	0.05	4.6	79.4
L862728		43.3	0.98	4.94	0.12	1.1	0.009	1.04	15.6	17.5	1.80	261	31.7	0.05	3.3	88.2
L862729		246	1.97	5.48	<0.05	1.4	0.025	0.97	12.3	31.9	2.07	382	55.2	0.04	4.0	87.7
L862730		111.5	1.82	8.48	0.05	2.0	0.038	1.44	13.8	45.1	3.23	467	36.9	0.07	6.4	76.6
L862731		49.9	1.18	8.85	0.14	1.9	0.007	1.71	23.1	23.6	1.31	129	41.9	0.07	5.8	71.6
L862732		57.9	1.13	7.76	0.15	1.8	0.006	1.06	19.9	22.6	1.28	114	41.8	0.05	4.8	76.6
L862733		51.8	1.24	8.89	0.14	2.0	0.005	1.28	20.6	32.8	1.35	137	43.7	0.06	5.8	75.7
L862734		68.6	2.29	10.20	0.16	2.3	0.009	1.56	21.7	25.5	2.88	294	38.9	0.08	6.6	73.6
L862735		80.3	0.96	8.15	0.12	2.0	0.008	1.68	19.6	28.7	1.42	206	35.9	0.06	5.1	55.7
L862736		93.7	1.05	8.42	0.13	2.1	0.010	1.91	20.8	27.5	1.50	289	42.0	0.06	5.3	62.3
L862737		353	2.07	11.10	0.05	2.1	0.029	1.71	22.0	28.1	4.02	529	34.9	0.08	6.8	60.2

***** See Appendix Page for comments regarding this certificate *****

ALS Canada Ltd.
2103 Dollarton Hwy
North Vancouver BC V7H 0A7
Phone: 604 984 0221 Fax: 604 984 0218 www.alsglobal.com

To: **SILVER RANGE RESOURCES LTD.**
C/O ARCHER, CATHRO & ASSOCIATES (1981) LIMITED
1016- 510 W HASTINGS ST
VANCOUVER BC V6B 1L8

Finalized Date: 23- SEP- 2012
Account: RANSIL

Project: WELD - Group 5

CERTIFICATE OF ANALYSIS WH12210692

Sample Description	Method	ME-MS61	ME-MS61	ME-MS61	ME-MS61	ME-MS61	ME-MS61	ME-MS61	ME-MS61	ME-MS61	ME-MS61	ME-MS61	ME-MS61	ME-MS61	ME-MS61	ME-MS61
	Analyte	P	Pb	Rb	Re	S	Sb	Sc	Se	Sn	Sr	Ta	Te	Th	Ti	Tl
	Units	ppm	ppm	ppm	ppm	%	ppm	ppm	ppm	ppm	ppm	ppm	ppm	ppm	%	ppm
	LOR	10	0.5	0.1	0.002	0.01	0.05	0.1	1	0.2	0.2	0.05	0.05	0.2	0.005	0.02
M389994		500	60.1	403	<0.002	0.92	5.35	6.4	1	11.7	50.3	1.13	<0.05	15.7	0.166	6.84
M389995		280	535	218	<0.002	1.86	41.6	2.5	1	17.7	14.2	0.59	<0.05	9.4	0.067	5.69
M389996		630	46.1	290	<0.002	0.04	0.65	5.0	1	8.7	175.0	1.41	<0.05	17.1	0.190	2.37
M389997		640	45.6	288	<0.002	0.03	0.66	5.1	1	9.1	175.0	1.51	<0.05	18.0	0.187	2.44
M389998		180	1.5	1.7	<0.002	<0.01	<0.05	0.3	1	<0.2	48.4	<0.05	<0.05	<0.2	<0.005	<0.02
M389999		570	46.3	294	<0.002	0.11	0.71	4.4	1	8.7	157.0	1.48	<0.05	18.1	0.173	2.68
M390000		560	47.4	299	<0.002	0.09	0.64	4.5	1	8.3	153.0	1.50	<0.05	17.9	0.175	2.74
K979448		610	>10000	66.5	0.002	2.64	51.3	8.6	4	2.7	411	0.29	0.18	5.0	0.202	0.81
K979449		640	51.5	297	<0.002	0.06	0.66	4.7	1	10.5	166.5	1.98	<0.05	19.7	0.208	2.79
L862711		410	60.7	37.8	0.045	0.40	7.25	6.3	5	1.5	146.0	0.40	0.06	5.0	0.119	0.44
L862712		220	84.8	36.1	0.034	0.33	8.69	5.1	5	1.1	121.5	0.39	0.08	4.2	0.114	0.46
L862713		610	2670	42.2	0.026	0.68	16.05	5.6	38	7.7	110.5	0.42	0.13	5.1	0.131	0.61
L862714		190	4.1	2.2	<0.002	0.01	<0.05	0.3	1	<0.2	47.3	<0.05	<0.05	<0.2	<0.005	0.02
L862715		540	67.3	39.6	0.030	0.41	11.60	5.3	4	1.7	155.5	0.77	0.06	5.4	0.184	0.62
L862716		1150	31.9	50.9	0.030	0.55	14.30	6.4	5	1.7	191.5	1.02	0.07	7.3	0.190	0.82
L862717		800	18.9	56.5	0.028	0.56	11.95	6.8	3	1.6	79.8	0.73	0.06	8.1	0.193	1.02
L862718		2260	19.7	60.4	0.025	0.62	11.80	5.6	4	1.4	92.7	0.72	0.06	9.5	0.185	1.02
L862719		50	>10000	8.4	0.002	>10.0	3660	0.6	6	147.5	7.6	<0.05	<0.05	0.6	0.008	0.14
L862720		540	28.3	61.2	0.028	0.86	14.75	6.5	4	1.2	138.0	0.95	0.07	7.9	0.194	1.17
L862721		590	29.4	60.6	0.024	0.91	11.25	6.4	3	1.1	89.2	0.88	0.06	7.7	0.207	1.28
L862722		620	30.1	73.6	0.019	0.91	10.10	7.5	3	1.4	146.0	0.93	0.06	9.8	0.225	1.45
L862723		320	92.9	39.4	0.014	1.37	10.50	9.1	3	6.7	196.5	0.62	<0.05	6.5	0.156	0.82
L862724		750	28.4	77.9	0.022	0.84	8.50	8.3	3	1.1	137.0	0.95	0.05	9.9	0.248	1.55
L862725		800	233	52.2	0.035	0.52	27.0	5.1	6	5.7	157.5	0.42	0.20	4.7	0.129	0.69
L862726		450	272	39.7	0.025	0.17	79.9	3.7	4	5.7	196.0	0.27	0.19	3.6	0.088	0.51
L862727		410	94.7	51.4	0.033	0.79	12.60	3.5	5	6.8	129.0	0.32	0.10	3.7	0.096	0.60
L862728		520	37.6	42.2	0.046	0.09	12.15	2.8	2	4.0	109.5	0.23	0.05	3.3	0.088	0.49
L862729		350	717	45.9	0.059	0.38	23.2	3.5	10	6.4	113.5	0.28	0.38	3.7	0.091	0.59
L862730		450	479	61.7	0.034	0.58	17.60	5.3	12	6.6	257	0.43	0.41	5.5	0.153	0.80
L862731		870	16.0	74.7	0.037	0.45	21.7	5.0	3	1.4	319	0.40	0.07	5.4	0.166	1.21
L862732		1740	14.4	51.1	0.039	0.49	16.25	4.8	4	1.0	180.0	0.33	0.07	4.9	0.134	0.80
L862733		1070	12.7	66.9	0.041	0.42	11.05	5.2	4	1.2	160.0	0.40	0.07	5.4	0.156	0.95
L862734		530	28.2	64.1	0.031	1.06	10.75	6.6	6	2.4	266	0.45	0.07	6.0	0.185	0.90
L862735		470	23.7	84.7	0.030	0.29	11.00	5.5	2	1.6	144.0	0.35	<0.05	5.5	0.154	1.20
L862736		520	24.4	96.0	0.039	0.37	18.05	5.7	2	2.3	140.5	0.35	0.05	5.7	0.165	1.27
L862737		400	345	77.8	0.025	0.75	9.71	8.6	5	7.2	271	0.44	0.06	6.6	0.182	0.93

***** See Appendix Page for comments regarding this certificate *****

ALS Canada Ltd.
2103 Dollarton Hwy
North Vancouver BC V7H 0A7
Phone: 604 984 0221 Fax: 604 984 0218 www.alsglobal.com

To: **SILVER RANGE RESOURCES LTD.**
C/O ARCHER, CATHRO & ASSOCIATES (1981) LIMITED
1016-510 W HASTINGS ST
VANCOUVER BC V6B 1L8

Finalized Date: 23-SEP-2012
Account: RANSIL

Project: WELD - Group 5

CERTIFICATE OF ANALYSIS WH12210692

Sample Description	Method	ME-MS61	ME-MS61	ME-MS61	ME-MS61	ME-MS61	ME-MS61	Ag-OG62	Pb-OG62	Zn-OG62	Ag-GRA21
	Analyte	U	V	W	Y	Zn	Zr	Ag	Pb	Zn	Ag
	Units	ppm	ppm	ppm	ppm	ppm	ppm	ppm	%	%	ppm
	LOR	0.1	1	0.1	0.1	2	0.5	1	0.001	0.001	5
M389994		8.1	21	6.4	9.5	107	64.4				
M389995		6.6	18	2.6	6.6	2810	36.2				
M389996		8.3	26	2.1	10.8	55	66.9				
M389997		13.7	26	2.2	10.7	57	68.0				
M389998		0.5	2	0.1	0.9	16	0.5				
M389999		7.6	21	2.0	9.2	57	71.0				
M390000		11.2	22	2.1	8.9	57	72.5				
K979448		2.2	61	9.5	12.2	>10000	40.1		1.965	1.945	
K979449		11.7	29	2.2	9.6	72	61.4				
L862711		8.9	647	0.7	19.5	2790	69.1				
L862712		7.2	639	1.0	16.1	2240	63.7				
L862713		8.8	530	0.7	22.6	3900	62.8				
L862714		0.5	3	0.1	1.0	25	<0.5				
L862715		9.9	513	0.8	17.4	414	73.0				
L862716		11.2	1050	1.0	18.9	734	90.7				
L862717		9.2	713	0.7	20.2	23	97.8				
L862718		11.8	660	0.8	30.8	13	84.5				
L862719		0.7	7	165.5	0.8	>10000	3.6	>1500	11.10	2.60	3360
L862720		10.9	630	0.9	16.9	9	100.0				
L862721		10.1	536	0.8	17.7	5	94.0				
L862722		8.9	484	0.8	18.9	7	106.0				
L862723		7.2	280	0.6	18.4	29	85.6				
L862724		9.7	502	0.9	19.7	5	113.0				
L862725		8.9	525	3.6	19.4	1160	68.9				
L862726		8.3	549	0.9	18.4	599	49.8				
L862727		6.7	675	1.7	16.3	337	51.4				
L862728		8.4	787	0.5	14.2	463	42.6				
L862729		9.2	644	0.7	16.1	1370	52.0				
L862730		8.8	684	1.2	15.7	1680	69.9				
L862731		11.4	762	0.7	15.1	33	67.2				
L862732		12.5	686	0.7	22.5	31	64.5				
L862733		10.2	784	0.7	18.1	27	70.4				
L862734		9.9	716	0.9	18.6	17	79.2				
L862735		9.7	537	0.7	13.7	16	69.2				
L862736		10.4	566	0.7	15.2	17	75.0				
L862737		9.0	515	0.8	19.0	538	76.7				

***** See Appendix Page for comments regarding this certificate *****

ALS Canada Ltd.
2103 Dollarton Hwy
North Vancouver BC V7H 0A7
Phone: 604 984 0221 Fax: 604 984 0218 www.alsglobal.com

To: **SILVER RANGE RESOURCES LTD.**
C/O ARCHER, CATHRO & ASSOCIATES (1981) LIMITED
1016- 510 W HASTINGS ST
VANCOUVER BC V6B 1L8

Finalized Date: 23- SEP- 2012
Account: RANSIL

Project: WELD - Group 5

CERTIFICATE OF ANALYSIS WH12210692

Method	CERTIFICATE COMMENTS
ME- MS61	REE's may not be totally soluble in this method.
ME- MS61	Interference: Samples with Ca> 10%on ICP- MS As. ICP- AES As results reported (5 ppm DL)

ALS Canada Ltd.

2103 Dollarton Hwy
North Vancouver BC V7H 0A7
Phone: 604 984 0221 Fax: 604 984 0218 www.alsglobal.com

To: **SILVER RANGE RESOURCES LTD.**
C/O ARCHER, CATHRO & ASSOCIATES (1981) LIMITED
1016-510 W HASTINGS ST
VANCOUVER BC V6B 1L8

Finalized Date: 24-SEP-2012
Account: RANSIL

CERTIFICATE WH12210693

Project: SNAP-GROUP 5

P.O. No.: Batch 49

This report is for 35 Drill Core samples submitted to our lab in Whitehorse, YT, Canada on 7-SEP-2012.

The following have access to data associated with this certificate:

MATT DUMALA	JOAN MARIACHER	HEATHER SMITH

SAMPLE PREPARATION

ALS CODE	DESCRIPTION
WEI-21	Received Sample Weight
LOG-22	Sample login - Rcd w/o BarCode
CRU-31	Fine crushing - 70%<2mm
CRU-QC	Crushing QC Test
SPL-21	Split sample - riffle splitter
PUL-QC	Pulverizing QC Test
PUL-31	Pulverize split to 85%<75 um
LOG-22d	Sample login - Rcd w/o BarCode dup
SPL-21d	Split sample - duplicate
PUL-31d	Pulverize Split - duplicate
LOG-23	Pulp Login - Rcvd with Barcode

ANALYTICAL PROCEDURES

ALS CODE	DESCRIPTION	INSTRUMENT
Au-AA24	Au 50g FA AA finish	AAS
ME-OG62	Ore Grade Elements - Four Acid	ICP-AES
Sn-XRF05	Sn-Trace Level XRF Analysis	XRF
ME-MS61	48 element four acid ICP-MS	
Ag-OG62	Ore Grade Ag - Four Acid	VARIABLE
Pb-OG62	Ore Grade Pb - Four Acid	VARIABLE
Zn-OG62	Ore Grade Zn - Four Acid	VARIABLE
Ag-GRA21	Ag 30g FA-GRAV finish	WST-SIM

To: **SILVER RANGE RESOURCES LTD.**
ATTN: JOAN MARIACHER
C/O ARCHER, CATHRO & ASSOCIATES (1981) LIMITED
1016-510 W HASTINGS ST
VANCOUVER BC V6B 1L8

This is the Final Report and supersedes any preliminary report with this certificate number. Results apply to samples as submitted. All pages of this report have been checked and approved for release.

***** See Appendix Page for comments regarding this certificate *****

Signature: 

Colin Ramshaw, Vancouver Laboratory Manager

ALS Canada Ltd.
2103 Dollarton Hwy
North Vancouver BC V7H 0A7
Phone: 604 984 0221 Fax: 604 984 0218 www.alsglobal.com

To: **SILVER RANGE RESOURCES LTD.**
C/O ARCHER, CATHRO & ASSOCIATES (1981) LIMITED
1016-510 W HASTINGS ST
VANCOUVER BC V6B 1L8

Finalized Date: 24-SEP-2012
Account: RANSIL

Project: SNAP-GROUP 5

CERTIFICATE OF ANALYSIS WH12210693

Sample Description	Method	WEI-21	Au-AA24	Sn-XRF05	ME-MS61	ME-MS61	ME-MS61	ME-MS61	ME-MS61	ME-MS61	ME-MS61	ME-MS61	ME-MS61	ME-MS61	ME-MS61	ME-MS61
	Analyte	Recvd Wt.	Au	Sn	Ag	Al	As	Ba	Be	Bi	Ca	Cd	Ce	Co	Cr	Cs
	Units	kg	ppm	ppm	ppm	%	ppm	ppm	ppm	ppm	%	ppm	ppm	ppm	ppm	ppm
	LOR	0.02	0.005	5	0.01	0.01	0.2	10	0.05	0.01	0.01	0.02	0.01	0.1	1	0.05
M389945		5.27	<0.005	20	0.25	6.71	52.2	560	3.90	0.44	1.24	0.17	72.4	4.9	25	12.95
M389946		3.64	<0.005	8	0.13	6.71	1.3	600	3.66	0.47	1.29	0.05	70.0	5.2	19	10.10
M389947		3.09	<0.005	15	0.59	6.77	8.8	540	4.09	0.58	0.80	0.19	77.1	5.6	21	12.40
M389948		3.40	<0.005	<5	0.01	0.06	<5	20	0.12	0.02	20.2	0.07	1.34	1.1	<1	0.23
M389949		2.78	<0.005	10	0.14	6.88	1.3	560	4.38	0.47	1.32	0.05	69.7	5.0	20	10.20
M389950		3.58	<0.005	8	0.14	6.97	1.3	550	3.91	0.49	1.09	0.04	68.9	5.4	22	14.20
M389951		3.94	<0.005	27	1.07	6.66	3.8	470	4.54	1.55	0.68	0.97	77.1	5.1	20	13.95
M389952		0.07	NSS	668	>100	0.25	>10000	50	0.18	0.13	0.01	256	4.25	0.5	12	0.43
M389953		3.29	<0.005	15	1.28	6.97	3.9	340	3.91	2.70	0.71	0.28	41.1	3.0	17	11.70
M389954		3.60	<0.005	13	0.09	6.89	3.1	510	7.62	0.73	1.12	0.08	64.4	4.8	26	13.65
M389955		7.37	<0.005	12	1.17	6.79	6.9	460	4.66	1.92	1.09	0.09	57.9	4.4	20	12.65
M389956		3.82	<0.005	10	0.33	6.85	5.4	490	5.53	0.67	1.05	0.08	64.3	5.0	23	13.60
M389957		3.76	<0.005	30	0.32	6.89	3.8	470	4.48	0.61	0.86	0.11	63.9	5.0	21	11.70
M389958		7.48	<0.005	12	0.20	6.65	1.9	470	4.20	0.61	1.08	0.07	62.8	4.8	20	12.10
M389959		7.66	<0.005	7	0.18	6.79	1.6	500	4.53	0.59	1.16	0.06	63.5	4.9	23	12.45
M389960		7.48	<0.005	45	0.83	7.00	14.4	470	5.50	1.04	0.98	1.95	70.3	4.9	23	15.60
M389961		3.78	<0.005	13	0.24	7.35	9.5	520	5.57	0.73	0.94	0.06	64.9	5.9	22	14.40
M389962		1.25	0.005	31	0.65	6.09	155.0	390	4.25	0.97	0.29	0.48	46.8	3.6	13	14.05
M389963		2.38	<0.005	10	0.17	7.48	6.0	530	4.29	0.68	0.37	0.05	65.3	5.9	21	14.90
M389964		7.33	<0.005	11	0.29	7.21	4.6	510	5.28	0.63	0.67	0.07	70.3	5.3	20	14.30
M389965		7.19	<0.005	12	0.17	7.23	1.7	510	4.68	0.56	1.01	0.27	72.2	4.9	19	12.60
M389966		2.47	<0.005	<5	0.02	0.08	<5	20	0.14	0.02	20.4	0.06	1.41	1.2	<1	0.29
L862710		1.80	<0.005	10	0.41	7.55	105.5	570	3.91	0.62	0.17	0.02	82.8	2.6	7	23.3
M389730		1.13	0.008	36	11.50	6.18	262	260	3.58	5.55	0.15	7.36	43.2	2.8	6	20.0
M389731		<0.02	0.007	37	10.50	6.13	238	260	3.73	5.03	0.13	7.02	43.8	2.8	6	20.6
M389732		3.43	<0.005	16	2.11	7.60	10.4	380	4.23	1.78	0.20	0.88	59.7	4.2	7	17.55
M389733		4.45	<0.005	10	4.52	7.51	29.3	440	3.98	6.38	0.21	0.17	64.2	4.9	6	17.20
M389734		2.03	<0.005	11	3.58	7.34	28.5	430	4.00	4.43	0.22	0.18	60.3	7.1	5	17.10
M389735		4.95	<0.005	15	0.74	7.31	48.8	430	3.70	0.71	0.16	0.15	60.2	3.1	7	17.15
M389736		4.34	<0.005	9	0.20	7.34	8.0	500	4.21	0.83	0.43	0.07	64.6	2.9	6	13.45
M389737		2.35	0.049	12	0.86	6.91	424	430	3.39	0.64	0.19	0.12	54.4	3.3	5	18.40
M389738		1.53	<0.005	10	0.19	7.26	3.4	490	3.76	0.55	0.31	0.08	62.0	3.1	5	15.20
M389739		0.24	0.100	8	55.7	4.56	2420	560	0.77	3.84	6.33	122.0	29.0	12.3	38	2.94
M389740		2.44	<0.005	10	0.96	6.90	6.9	410	3.77	1.28	0.14	0.19	58.5	3.0	6	18.15
M389741		2.79	<0.005	9	0.21	7.39	1.9	500	3.95	0.86	0.25	0.09	63.6	3.5	6	15.30

***** See Appendix Page for comments regarding this certificate *****

ALS Canada Ltd.
2103 Dollarton Hwy
North Vancouver BC V7H 0A7
Phone: 604 984 0221 Fax: 604 984 0218 www.alsglobal.com

To: **SILVER RANGE RESOURCES LTD.**
C/O ARCHER, CATHRO & ASSOCIATES (1981) LIMITED
1016-510 W HASTINGS ST
VANCOUVER BC V6B 1L8

Finalized Date: 24-SEP-2012
Account: RANSIL

Project: SNAP-GROUP 5

CERTIFICATE OF ANALYSIS WH12210693

Sample Description	Method	ME-MS61	ME-MS61	ME-MS61	ME-MS61	ME-MS61	ME-MS61	ME-MS61	ME-MS61	ME-MS61	ME-MS61	ME-MS61	ME-MS61	ME-MS61	ME-MS61	ME-MS61
	Analyte	Cu	Fe	Ga	Ge	Hf	In	K	La	Li	Mg	Mn	Mo	Na	Nb	Ni
	Units	ppm	%	ppm	ppm	ppm	ppm	%	ppm	ppm	%	ppm	ppm	%	ppm	ppm
	LOR	0.2	0.01	0.05	0.05	0.1	0.005	0.01	0.5	0.2	0.01	5	0.05	0.01	0.1	0.2
M389945		12.7	1.86	22.6	0.17	0.8	0.044	3.07	34.8	65.2	0.52	464	0.54	1.59	11.6	7.8
M389946		10.5	1.76	22.4	0.17	0.8	0.036	3.13	33.8	56.2	0.53	370	0.58	1.85	11.9	8.5
M389947		13.2	2.12	22.8	0.18	0.8	0.061	3.15	38.4	67.7	0.43	949	0.55	1.20	11.4	8.4
M389948		2.4	0.46	0.30	0.28	<0.1	<0.005	0.03	0.7	1.0	12.50	213	0.15	0.01	0.4	2.3
M389949		9.2	1.71	23.4	0.23	0.9	0.036	3.28	33.4	69.1	0.55	339	0.37	1.88	11.9	7.6
M389950		9.8	1.80	22.9	0.20	0.7	0.037	3.33	33.5	85.7	0.52	356	0.36	1.86	11.9	8.8
M389951		16.1	2.01	22.6	0.21	0.5	0.077	3.11	36.5	50.6	0.43	731	0.39	1.67	11.0	8.0
M389952		3870	11.35	2.00	0.20	0.1	0.088	0.10	2.5	7.7	<0.01	40	1.10	0.01	0.4	2.6
M389953		8.6	1.36	23.4	0.12	0.6	0.035	3.56	20.1	41.3	0.32	507	0.22	1.88	10.8	4.7
M389954		8.9	1.71	25.1	0.17	0.8	0.038	3.51	31.7	62.6	0.49	582	0.19	1.84	12.4	7.5
M389955		8.9	1.63	22.3	0.18	0.6	0.035	3.30	28.1	64.1	0.44	479	0.31	1.79	11.0	7.4
M389956		10.3	1.64	23.6	0.20	0.6	0.034	3.32	31.4	56.6	0.45	508	0.38	1.76	12.1	8.5
M389957		8.2	1.70	23.2	0.19	0.6	0.029	3.27	31.8	60.9	0.45	399	0.31	2.04	11.3	8.2
M389958		10.0	1.58	23.4	0.19	0.6	0.033	3.19	30.4	78.9	0.47	297	0.35	1.79	11.9	7.8
M389959		10.4	1.70	22.2	0.20	0.6	0.034	3.17	30.8	82.4	0.50	349	0.36	1.84	11.8	7.9
M389960		15.4	2.21	23.4	0.21	0.6	0.886	3.31	35.1	62.3	0.45	618	0.35	1.28	11.3	8.0
M389961		14.9	1.73	23.7	0.20	0.6	0.040	3.56	32.3	65.3	0.46	769	0.37	1.25	12.1	7.9
M389962		11.7	2.13	18.15	0.16	0.7	0.225	3.06	23.5	82.3	0.30	1720	0.30	0.11	7.5	6.8
M389963		10.2	1.70	25.1	0.19	0.6	0.041	3.52	31.9	78.3	0.52	554	0.33	0.17	12.1	7.9
M389964		15.7	1.40	25.0	0.21	0.6	0.043	3.41	34.9	54.5	0.39	662	0.33	0.99	12.3	7.9
M389965		9.5	1.71	23.7	0.20	0.5	0.095	3.29	35.7	46.3	0.42	585	0.29	1.43	11.6	7.1
M389966		1.9	0.48	0.42	0.27	<0.1	<0.005	0.03	0.7	1.0	12.65	214	0.09	0.01	0.4	2.3
L862710		5.4	1.00	26.2	0.30	2.5	0.032	4.43	42.3	254	0.25	583	0.30	0.15	7.9	1.6
M389730		47.8	3.14	21.9	0.18	1.1	0.199	3.53	21.4	35.5	0.23	1520	2.45	0.05	5.8	3.2
M389731		46.2	3.08	21.9	0.17	1.2	0.194	3.51	21.7	36.3	0.21	1520	2.33	0.05	5.9	3.2
M389732		13.5	1.60	25.6	0.18	1.9	0.048	3.90	28.9	46.7	0.25	2830	0.39	0.18	10.9	3.4
M389733		12.3	1.32	26.2	0.17	2.0	0.031	4.14	31.7	77.9	0.24	1770	0.82	0.41	13.6	3.4
M389734		14.2	1.31	26.2	0.17	1.9	0.031	4.08	29.7	69.3	0.23	1880	0.69	0.50	13.0	3.0
M389735		6.0	1.43	25.0	0.15	2.0	0.032	3.91	29.2	75.8	0.20	1580	0.29	0.13	13.8	2.4
M389736		2.0	1.37	24.7	0.18	2.1	0.030	3.95	31.7	49.1	0.24	1690	0.30	1.01	14.1	2.7
M389737		5.1	1.53	23.9	0.16	1.7	0.030	3.99	27.0	59.8	0.23	1190	0.26	0.17	12.7	2.7
M389738		23.5	1.25	24.6	0.17	2.1	0.029	3.97	29.9	29.4	0.26	1280	0.36	0.76	13.9	3.5
M389739		962	3.50	10.50	0.16	1.3	0.075	1.27	14.8	15.8	0.63	2660	4.82	1.15	4.3	23.9
M389740		8.2	1.21	23.7	0.17	1.7	0.031	3.90	28.7	38.4	0.18	702	0.31	0.11	9.4	2.9
M389741		4.0	1.33	24.1	0.19	1.7	0.032	4.02	31.4	38.4	0.20	1200	0.29	0.82	10.1	3.1

***** See Appendix Page for comments regarding this certificate *****

ALS Canada Ltd.
2103 Dollarton Hwy
North Vancouver BC V7H 0A7
Phone: 604 984 0221 Fax: 604 984 0218 www.alsglobal.com

To: **SILVER RANGE RESOURCES LTD.**
C/O ARCHER, CATHRO & ASSOCIATES (1981) LIMITED
1016-510 W HASTINGS ST
VANCOUVER BC V6B 1L8

Finalized Date: 24-SEP-2012
Account: RANSIL

Project: SNAP-GROUP 5

CERTIFICATE OF ANALYSIS WH12210693

Sample Description	Method	ME-MS61	ME-MS61	ME-MS61	ME-MS61	ME-MS61	ME-MS61	ME-MS61	ME-MS61	ME-MS61	ME-MS61	ME-MS61	ME-MS61	ME-MS61	ME-MS61	ME-MS61
	Analyte	P	Pb	Rb	Re	S	Sb	Sc	Se	Sn	Sr	Ta	Te	Th	Ti	Tl
	Units	ppm	ppm	ppm	ppm	%	ppm	ppm	ppm	ppm	ppm	ppm	ppm	ppm	%	ppm
	LOR	10	0.5	0.1	0.002	0.01	0.05	0.1	1	0.2	0.2	0.05	0.05	0.2	0.005	0.02
M389945		480	76.8	215	<0.002	0.14	0.34	6.3	1	15.0	176.0	0.96	<0.05	15.7	0.218	1.50
M389946		460	38.9	198.0	<0.002	0.06	0.12	6.4	1	5.2	200	0.98	<0.05	15.3	0.219	1.32
M389947		440	128.5	241	<0.002	0.28	0.69	6.3	1	13.5	137.0	0.93	<0.05	16.7	0.205	1.73
M389948		160	1.6	2.0	<0.002	<0.01	<0.05	0.2	1	<0.2	44.3	<0.05	<0.05	<0.2	<0.005	<0.02
M389949		560	39.2	202	<0.002	0.06	0.13	6.1	1	6.3	192.0	1.17	<0.05	14.9	0.216	1.29
M389950		520	38.3	226	<0.002	0.13	0.17	6.4	1	7.8	176.0	1.23	<0.05	14.4	0.208	1.40
M389951		490	243	242	<0.002	0.44	1.20	6.1	1	24.7	132.0	1.10	<0.05	13.2	0.183	2.15
M389952		50	>10000	9.2	0.002	>10.0	3650	0.4	5	181.5	7.5	<0.05	<0.05	0.5	0.009	0.12
M389953		590	249	260	<0.002	0.15	0.81	5.0	1	10.9	111.0	1.35	<0.05	9.6	0.133	1.69
M389954		580	40.5	242	<0.002	0.05	0.21	6.8	1	9.2	163.5	1.38	<0.05	14.5	0.202	1.58
M389955		500	53.4	221	<0.002	0.12	0.51	6.0	1	8.5	158.5	1.21	<0.05	12.5	0.181	1.50
M389956		460	54.3	228	<0.002	0.12	0.47	6.4	1	8.9	160.5	1.41	<0.05	13.7	0.194	1.61
M389957		540	68.1	224	<0.002	0.19	0.65	6.1	1	11.3	150.5	1.18	<0.05	13.6	0.178	1.55
M389958		500	41.3	214	<0.002	0.08	0.22	6.5	1	7.1	166.0	1.27	<0.05	13.5	0.186	1.42
M389959		500	35.8	215	<0.002	0.08	0.15	6.4	1	7.1	167.5	1.18	<0.05	13.2	0.202	1.38
M389960		500	249	264	<0.002	0.60	0.75	6.5	1	30.3	134.0	1.27	<0.05	14.6	0.195	2.83
M389961		520	38.4	250	<0.002	0.10	0.41	6.3	1	9.8	144.0	1.41	<0.05	13.5	0.207	1.82
M389962		480	85.8	284	<0.002	0.48	2.44	4.8	1	27.7	67.2	0.91	<0.05	10.3	0.122	3.11
M389963		560	36.0	276	<0.002	0.05	0.37	6.8	1	9.5	103.5	1.44	<0.05	13.8	0.208	1.90
M389964		510	41.7	267	<0.002	0.04	0.36	6.8	1	12.4	137.0	1.40	<0.05	15.0	0.201	1.90
M389965		530	47.1	235	<0.002	0.07	0.19	6.5	1	10.3	157.5	1.29	<0.05	14.4	0.200	1.60
M389966		170	1.3	2.9	<0.002	<0.01	0.05	0.2	1	<0.2	46.1	<0.05	<0.05	<0.2	<0.005	0.02
L862710		560	41.0	420	<0.002	0.14	12.70	4.3	1	7.2	84.4	0.59	<0.05	20.7	0.173	3.25
M389730		430	2620	336	<0.002	2.68	20.4	3.8	1	32.0	21.4	0.65	0.06	10.3	0.093	6.63
M389731		440	2430	337	<0.002	2.58	19.60	3.8	1	31.3	21.6	0.67	0.05	10.9	0.095	6.83
M389732		550	146.0	329	<0.002	0.43	2.96	4.8	1	12.8	49.9	1.37	<0.05	14.4	0.154	3.63
M389733		530	193.0	344	<0.002	0.39	4.48	4.9	1	11.3	71.4	1.36	0.10	15.0	0.170	3.67
M389734		540	134.5	352	<0.002	0.41	4.41	4.8	1	13.1	71.5	1.30	0.05	14.2	0.167	3.72
M389735		510	78.7	322	<0.002	0.48	3.95	4.9	1	9.7	61.4	1.25	<0.05	14.6	0.170	3.71
M389736		530	42.2	302	<0.002	0.15	1.40	4.6	1	7.8	114.0	1.29	<0.05	15.8	0.184	2.80
M389737		550	42.3	364	<0.002	0.78	11.55	4.7	1	10.4	67.2	1.27	<0.05	12.8	0.161	4.24
M389738		540	42.5	297	<0.002	0.11	1.11	4.2	1	7.4	99.2	1.32	<0.05	14.9	0.186	3.23
M389739		600	>10000	62.8	0.002	2.57	56.7	8.0	4	3.0	397	0.30	0.17	3.8	0.196	0.70
M389740		520	59.0	321	<0.002	0.67	3.63	4.8	1	7.9	54.7	0.94	<0.05	14.2	0.151	3.91
M389741		560	43.4	293	<0.002	0.33	1.70	5.5	1	7.5	91.9	1.06	<0.05	15.2	0.169	2.84

***** See Appendix Page for comments regarding this certificate *****

ALS Canada Ltd.
2103 Dollarton Hwy
North Vancouver BC V7H 0A7
Phone: 604 984 0221 Fax: 604 984 0218 www.alsglobal.com

To: **SILVER RANGE RESOURCES LTD.**
C/O ARCHER, CATHRO & ASSOCIATES (1981) LIMITED
1016-510 W HASTINGS ST
VANCOUVER BC V6B 1L8

Finalized Date: 24-SEP-2012
Account: RANSIL

Project: SNAP-GROUP 5

CERTIFICATE OF ANALYSIS WH12210693

Sample Description	Method	ME-MS61	ME-MS61	ME-MS61	ME-MS61	ME-MS61	ME-MS61	Ag-OG62	Pb-OG62	Zn-OG62	Ag-GRA21
	Analyte	U	V	W	Y	Zn	Zr	Ag	Pb	Zn	Ag
	Units	ppm	ppm	ppm	ppm	ppm	ppm	ppm	%	%	ppm
	LOR	0.1	1	0.1	0.1	2	0.5	1	0.001	0.001	5
M389945		6.0	36	1.7	6.9	103	30.1				
M389946		5.4	40	0.6	7.1	53	31.1				
M389947		5.2	38	3.1	7.9	109	31.3				
M389948		0.5	1	0.1	0.8	14	<0.5				
M389949		4.8	35	0.6	7.0	55	32.1				
M389950		7.7	34	0.8	6.9	51	23.7				
M389951		4.6	32	13.4	10.3	388	19.5				
M389952		0.6	8	172.0	0.7	>10000	3.7	>1500	11.05	2.61	3420
M389953		9.5	20	3.4	7.0	136	21.1				
M389954		8.3	32	2.1	7.8	64	28.1				
M389955		5.7	31	1.2	6.6	57	19.5				
M389956		6.2	32	1.1	6.9	62	19.6				
M389957		7.9	32	1.0	7.8	102	20.9				
M389958		7.3	31	0.4	7.0	50	20.7				
M389959		6.2	34	0.4	6.8	52	22.3				
M389960		6.7	34	2.3	7.2	497	21.9				
M389961		8.4	35	8.2	7.0	56	20.1				
M389962		9.2	21	14.5	6.3	171	22.6				
M389963		9.5	36	6.1	8.1	54	18.4				
M389964		7.0	35	6.4	7.7	53	19.4				
M389965		8.0	34	4.5	7.6	110	18.6				
M389966		0.6	1	0.1	0.8	14	<0.5				
L862710		8.0	21	15.0	7.5	65	87.4				
M389730		7.4	21	4.3	6.5	3130	37.5				
M389731		7.1	21	4.4	6.6	2910	38.8				
M389732		9.7	24	4.1	10.6	431	62.3				
M389733		7.7	24	4.7	9.4	124	71.3				
M389734		10.5	24	4.9	9.0	119	69.6				
M389735		8.6	24	8.3	8.7	97	70.4				
M389736		10.0	23	4.5	8.7	75	73.6				
M389737		9.6	21	4.0	8.0	72	61.9				
M389738		7.6	24	3.5	9.1	90	75.0				
M389739		1.8	58	9.0	11.3	>10000	40.5		1.855	1.910	
M389740		10.3	20	3.7	7.7	84	61.8				
M389741		7.5	20	3.3	8.3	72	62.3				

***** See Appendix Page for comments regarding this certificate *****

ALS Canada Ltd.
2103 Dollarton Hwy
North Vancouver BC V7H 0A7
Phone: 604 984 0221 Fax: 604 984 0218 www.alsglobal.com

To: **SILVER RANGE RESOURCES LTD.**
C/O ARCHER, CATHRO & ASSOCIATES (1981) LIMITED
1016-510 W HASTINGS ST
VANCOUVER BC V6B 1L8

Finalized Date: 24-SEP-2012
Account: RANSIL

Project: SNAP-GROUP 5

CERTIFICATE OF ANALYSIS WH12210693

Method	CERTIFICATE COMMENTS
ALL METHODS	NSS is non-sufficient sample.
ME-MS61	REE's may not be totally soluble in this method.
ME-MS61	Interference: Samples with Ca>10% on ICP-MS As. ICP-AES As results reported (5 ppm DL)

ALS Canada Ltd.
2103 Dollarton Hwy
North Vancouver BC V7H 0A7
Phone: 604 984 0221 Fax: 604 984 0218 www.alsglobal.com

To: **SILVER RANGE RESOURCES LTD.**
C/O ARCHER, CATHRO & ASSOCIATES (1981) LIMITED
1016-510 W HASTINGS ST
VANCOUVER BC V6B 1L8

Finalized Date: 23-SEP-2012
Account: RANSIL

CERTIFICATE WH12210694

Project: RISBY-GROUP 5

P.O. No.: Batch 48

This report is for 36 Drill Core samples submitted to our lab in Whitehorse, YT, Canada on 7-SEP-2012.

The following have access to data associated with this certificate:

MATT DUMALA	JOAN MARIACHER	HEATHER SMITH

SAMPLE PREPARATION

ALS CODE	DESCRIPTION
WEI-21	Received Sample Weight
LOG-22	Sample login - Rcd w/o BarCode
CRU-31	Fine crushing - 70%<2mm
CRU-QC	Crushing QC Test
SPL-21	Split sample - riffle splitter
PUL-QC	Pulverizing QC Test
PUL-31	Pulverize split to 85%<75 um
LOG-22d	Sample login - Rcd w/o BarCode dup
SPL-21d	Split sample - duplicate
PUL-31d	Pulverize Split - duplicate
LOG-23	Pulp Login - Rcvd with Barcode

ANALYTICAL PROCEDURES

ALS CODE	DESCRIPTION	INSTRUMENT
Au-AA24	Au 50g FA AA finish	AAS
ME-OG62	Ore Grade Elements - Four Acid	ICP-AES
Sn-XRF05	Sn-Trace Level XRF Analysis	XRF
ME-MS61	48 element four acid ICP-MS	
Pb-OG62	Ore Grade Pb - Four Acid	VARIABLE
Zn-OG62	Ore Grade Zn - Four Acid	VARIABLE

To: **SILVER RANGE RESOURCES LTD.**
ATTN: JOAN MARIACHER
C/O ARCHER, CATHRO & ASSOCIATES (1981) LIMITED
1016-510 W HASTINGS ST
VANCOUVER BC V6B 1L8

This is the Final Report and supersedes any preliminary report with this certificate number. Results apply to samples as submitted. All pages of this report have been checked and approved for release.

***** See Appendix Page for comments regarding this certificate *****

Signature: 

Colin Ramshaw, Vancouver Laboratory Manager

ALS Canada Ltd.
2103 Dollarton Hwy
North Vancouver BC V7H 0A7
Phone: 604 984 0221 Fax: 604 984 0218 www.alsglobal.com

To: **SILVER RANGE RESOURCES LTD.**
C/O ARCHER, CATHRO & ASSOCIATES (1981) LIMITED
1016-510 W HASTINGS ST
VANCOUVER BC V6B 1L8

Finalized Date: 23-SEP-2012
Account: RANSIL

Project: RISBY-GROUP 5

CERTIFICATE OF ANALYSIS WH12210694

Sample Description	Method	WEI-21	Au-AA24	Sn-XRF05	ME-MS61	ME-MS61	ME-MS61	ME-MS61	ME-MS61	ME-MS61	ME-MS61	ME-MS61	ME-MS61	ME-MS61	ME-MS61	ME-MS61
	Analyte	Recvd Wt.	Au	Sn	Ag	Al	As	Ba	Be	Bi	Ca	Cd	Ce	Co	Cr	Cs
	Units	kg	ppm	ppm	ppm	%	ppm	ppm	ppm	ppm	%	ppm	ppm	ppm	ppm	ppm
	LOR	0.02	0.005	5	0.01	0.01	0.2	10	0.05	0.01	0.01	0.02	0.01	0.1	1	0.05
M389694		4.68	<0.005	10	0.21	7.63	6.8	550	3.33	0.55	0.21	0.09	93.2	6.6	14	11.80
M389695		4.08	<0.005	8	0.06	7.20	0.8	520	4.01	0.45	0.55	0.05	74.3	3.8	14	8.81
M389696		3.89	<0.005	13	0.08	7.12	3.0	550	4.22	0.34	0.56	0.04	68.9	4.8	18	11.55
M389697		2.26	<0.005	10	0.05	7.38	0.8	630	4.46	0.50	0.65	0.08	76.1	5.8	25	11.60
M389698		1.11	<0.005	12	0.05	7.23	1.4	630	4.63	0.38	0.63	0.06	74.8	5.8	24	12.05
M389699		3.02	<0.005	12	0.23	7.71	7.1	690	4.44	0.52	0.37	0.20	84.3	4.7	16	15.75
M389700		3.20	<0.005	24	0.52	7.57	13.9	600	4.47	0.50	0.24	0.17	70.6	4.5	8	24.7
M389701		0.78	0.006	111	14.30	5.94	699	360	4.20	1.14	0.14	15.05	57.6	7.1	3	26.0
M389702		3.15	<0.005	<5	0.03	0.08	<5	20	0.06	0.02	20.7	0.08	1.35	1.1	<1	0.25
M389703		2.07	<0.005	10	0.27	7.53	5.7	650	5.36	0.43	0.78	0.18	65.6	3.4	4	13.50
M389704		2.14	<0.005	14	0.11	7.33	1.8	610	5.08	0.39	0.87	0.08	63.7	3.4	4	12.85
M389705		4.44	<0.005	9	0.09	7.32	1.6	600	4.37	0.27	0.74	0.07	47.0	2.4	5	10.90
M389706		3.89	<0.005	10	0.36	7.22	3.3	620	4.60	0.27	0.62	0.07	52.9	2.9	4	11.20
M389707		2.18	<0.005	11	0.08	7.39	1.1	620	4.88	0.31	0.83	0.06	58.5	3.6	4	11.35
M389708		0.26	0.097	5	62.7	4.97	2670	630	0.76	4.25	7.07	133.0	29.5	12.8	43	3.05
M389709		3.04	<0.005	39	2.19	7.42	53.8	480	4.18	0.67	0.25	1.43	71.4	4.7	7	19.70
M389710		1.28	0.008	153	16.40	6.18	631	130	6.12	5.49	0.28	8.72	55.8	6.7	6	63.5
M389711		2.44	<0.005	34	2.40	7.11	123.0	400	4.10	1.23	0.16	3.14	67.9	3.8	13	26.5
M389712		5.13	<0.005	21	1.17	6.76	18.1	400	3.87	1.00	0.16	0.56	67.8	2.9	13	21.7
M389713		0.26	0.099	9	63.2	4.92	2640	610	0.72	4.33	6.86	132.0	30.2	12.8	40	3.08
M389714		4.80	<0.005	28	1.87	7.10	56.4	460	3.64	1.57	0.20	0.80	67.2	3.3	13	21.2
M389715		5.28	<0.005	20	1.75	7.34	10.9	470	4.20	1.22	0.18	0.56	57.6	5.2	8	22.4
M389716		3.54	<0.005	13	0.73	7.33	6.8	490	4.04	0.89	0.14	0.27	62.6	3.9	9	22.3
M389717		2.62	<0.005	40	2.17	7.26	11.4	460	4.57	1.12	0.17	5.31	72.9	3.8	10	17.75
M389718		3.32	<0.005	13	0.48	7.55	10.3	410	3.96	0.79	0.16	0.35	59.2	3.7	9	15.20
M389719		5.78	<0.005	30	2.02	6.16	33.1	80	4.73	1.28	0.02	0.39	60.1	0.2	1	17.05
M389720		4.28	<0.005	54	5.87	5.84	425	120	4.49	0.97	0.06	2.29	68.9	0.5	1	17.10
M389721		<0.02	0.005	55	5.57	5.76	377	120	4.41	1.00	0.06	2.37	67.5	0.4	2	16.85
M389722		5.78	0.019	49	6.90	5.85	966	150	5.02	0.88	0.03	1.92	66.6	0.3	2	18.00
M389723		3.34	<0.005	28	1.80	5.89	51.0	110	3.87	0.95	0.02	0.37	64.1	0.3	1	18.80
M389724		2.79	<0.005	<5	0.02	0.10	<5	30	0.10	0.02	20.0	0.06	1.54	1.1	<1	0.78
M389725		3.70	<0.005	25	2.02	5.65	85.4	130	4.34	1.31	0.04	0.14	48.2	0.3	1	17.20
M389726		1.62	<0.005	112	11.55	6.19	108.5	190	5.48	5.98	0.11	6.39	58.9	3.3	6	20.1
M389727		3.83	<0.005	52	3.25	6.61	45.4	250	4.22	3.00	0.12	1.79	60.4	3.8	8	19.35
M389728		5.07	<0.005	28	1.32	7.14	20.7	400	4.19	0.88	0.13	0.95	60.0	3.1	9	20.6
M389729		4.34	<0.005	28	1.02	7.16	17.3	440	4.47	1.09	0.17	0.90	62.0	4.3	7	22.5

***** See Appendix Page for comments regarding this certificate *****

ALS Canada Ltd.
2103 Dollarton Hwy
North Vancouver BC V7H 0A7
Phone: 604 984 0221 Fax: 604 984 0218 www.alsglobal.com

To: **SILVER RANGE RESOURCES LTD.**
C/O ARCHER, CATHRO & ASSOCIATES (1981) LIMITED
1016-510 W HASTINGS ST
VANCOUVER BC V6B 1L8

Finalized Date: 23-SEP-2012
Account: RANSIL

Project: RISBY-GROUP 5

CERTIFICATE OF ANALYSIS WH12210694

Sample Description	Method	ME-MS61	ME-MS61	ME-MS61	ME-MS61	ME-MS61	ME-MS61	ME-MS61	ME-MS61	ME-MS61	ME-MS61	ME-MS61	ME-MS61	ME-MS61	ME-MS61	ME-MS61
	Analyte	Cu	Fe	Ga	Ge	Hf	In	K	La	Li	Mg	Mn	Mo	Na	Nb	Ni
	Units	ppm	%	ppm	ppm	ppm	ppm	%	ppm	ppm	%	ppm	ppm	%	ppm	ppm
	LOR	0.2	0.01	0.05	0.05	0.1	0.005	0.01	0.5	0.2	0.01	5	0.05	0.01	0.1	0.2
M389694		5.2	1.38	24.8	0.17	2.4	0.034	4.66	44.3	22.9	0.22	2170	0.40	0.20	12.6	8.2
M389695		1.3	1.39	20.9	0.16	2.0	0.025	4.40	35.4	30.1	0.33	1170	0.37	1.58	9.9	8.1
M389696		2.7	1.50	21.9	0.17	2.1	0.027	4.24	33.0	34.8	0.42	1240	0.33	1.46	10.7	12.1
M389697		2.5	1.83	24.2	0.19	2.4	0.034	4.09	36.5	39.6	0.59	870	0.38	1.70	12.9	17.5
M389698		2.1	1.73	24.4	0.19	2.4	0.033	4.09	35.9	37.7	0.56	1010	0.40	1.69	12.9	17.4
M389699		3.6	1.65	24.1	0.19	2.1	0.030	4.53	40.8	61.5	0.36	1370	0.44	0.96	12.1	10.1
M389700		5.9	1.95	23.5	0.18	1.5	0.031	4.62	34.6	27.6	0.29	1370	0.59	0.30	12.5	4.3
M389701		84.4	6.46	18.40	0.21	1.0	0.078	3.43	28.6	21.8	0.20	640	0.51	0.06	8.9	5.3
M389702		1.6	0.48	0.30	0.10	<0.1	<0.005	0.04	0.7	0.9	12.50	221	0.19	<0.01	0.4	3.1
M389703		3.3	2.07	23.9	0.20	1.3	0.031	3.72	32.3	81.6	0.34	2010	0.81	1.26	12.6	3.4
M389704		2.6	1.78	23.6	0.18	1.2	0.027	3.50	31.3	28.6	0.34	751	0.39	1.82	12.6	1.7
M389705		2.6	1.41	22.9	0.14	0.9	0.036	4.01	23.4	30.9	0.26	821	0.40	1.68	10.2	1.6
M389706		3.1	1.50	22.7	0.16	1.0	0.031	3.79	26.0	26.7	0.27	871	0.66	1.58	10.7	1.9
M389707		3.3	1.79	23.8	0.17	1.2	0.028	3.60	28.7	34.9	0.34	821	0.80	1.78	12.3	2.1
M389708		1060	3.86	11.50	0.13	1.3	0.083	1.38	15.2	13.5	0.70	2910	5.10	1.28	4.5	25.8
M389709		9.4	2.03	24.2	0.16	1.5	0.117	3.89	34.7	40.0	0.26	2650	0.50	0.19	11.3	4.5
M389710		35.9	3.73	22.9	0.17	1.2	2.35	2.59	26.8	44.9	0.29	13150	4.78	0.03	12.1	5.3
M389711		12.8	1.75	24.4	0.17	1.9	0.469	4.48	32.7	34.0	0.24	1410	0.61	0.10	9.0	9.3
M389712		4.5	1.54	23.5	0.17	1.7	0.040	4.68	32.4	32.5	0.24	5220	0.66	0.10	7.7	8.0
M389713		1015	3.76	11.95	0.15	1.3	0.083	1.36	15.4	13.7	0.68	2820	5.27	1.25	4.4	26.0
M389714		22.0	1.45	24.1	0.17	1.8	0.061	4.69	32.2	22.7	0.23	3460	0.43	0.47	8.6	7.8
M389715		13.6	1.60	27.0	0.17	1.4	0.062	4.63	27.8	48.1	0.23	3480	0.34	0.13	9.4	5.2
M389716		9.9	1.38	26.4	0.16	1.3	0.041	4.73	30.2	53.6	0.21	1680	0.31	0.14	9.9	4.7
M389717		9.0	2.68	25.6	0.19	1.4	1.440	4.35	35.5	31.1	0.28	3760	2.97	0.11	10.3	6.0
M389718		5.2	1.38	25.7	0.15	1.4	0.073	4.09	28.5	30.7	0.21	2640	0.31	0.12	11.7	4.6
M389719		3.0	1.02	29.7	0.17	5.3	0.106	2.94	22.5	39.7	0.13	2330	2.90	0.02	100.0	0.4
M389720		9.4	1.58	29.0	0.19	5.1	0.257	2.78	26.6	33.0	0.16	5280	2.59	0.02	92.4	0.6
M389721		9.2	1.48	28.9	0.18	5.0	0.269	2.78	26.0	31.9	0.16	5360	2.42	0.02	91.6	0.5
M389722		10.3	1.43	29.6	0.18	5.0	0.104	2.77	25.5	34.6	0.15	3270	2.45	0.02	96.0	0.4
M389723		2.1	1.09	31.7	0.19	5.4	0.067	2.85	24.2	32.8	0.12	1600	2.57	0.02	93.2	0.5
M389724		1.5	0.43	0.54	0.14	<0.1	<0.005	0.05	0.7	1.2	12.05	202	0.10	0.01	0.9	3.4
M389725		2.5	1.29	29.0	0.22	5.2	0.063	2.83	17.1	42.0	0.14	691	3.02	0.02	94.7	0.4
M389726		48.1	1.85	23.8	0.17	1.4	0.925	3.27	27.7	42.6	0.25	1770	8.41	0.04	9.7	3.3
M389727		22.2	2.27	24.8	0.19	1.3	0.638	3.61	29.3	35.9	0.27	2340	2.73	0.06	10.2	3.8
M389728		11.4	1.64	25.0	0.17	1.5	0.148	4.48	29.3	47.1	0.26	1650	0.73	0.10	9.5	5.1
M389729		10.2	1.80	25.3	0.18	1.6	0.124	4.62	30.3	53.3	0.26	1980	0.65	0.11	9.4	3.9

***** See Appendix Page for comments regarding this certificate *****

ALS Canada Ltd.
2103 Dollarton Hwy
North Vancouver BC V7H 0A7
Phone: 604 984 0221 Fax: 604 984 0218 www.alsglobal.com

To: **SILVER RANGE RESOURCES LTD.**
C/O ARCHER, CATHRO & ASSOCIATES (1981) LIMITED
1016- 510 W HASTINGS ST
VANCOUVER BC V6B 1L8

Finalized Date: 23- SEP- 2012
Account: RANSIL

Project: RISBY- GROUP 5

CERTIFICATE OF ANALYSIS WH12210694

Sample Description	Method	ME-MS61	ME-MS61	ME-MS61	ME-MS61	ME-MS61	ME-MS61	ME-MS61	ME-MS61	ME-MS61	ME-MS61	ME-MS61	ME-MS61	ME-MS61	ME-MS61	ME-MS61
	Analyte	P	Pb	Rb	Re	S	Sb	Sc	Se	Sn	Sr	Ta	Te	Th	Ti	Tl
	Units	ppm	ppm	ppm	ppm	%	ppm	ppm	ppm	ppm	ppm	ppm	ppm	ppm	%	ppm
	LOR	10	0.5	0.1	0.002	0.01	0.05	0.1	1	0.2	0.2	0.05	0.05	0.2	0.005	0.02
M389694		560	47.5	295	<0.002	0.12	3.07	4.9	1	6.5	91.5	1.48	<0.05	24.3	0.185	2.84
M389695		490	47.4	270	<0.002	0.01	0.88	4.7	1	5.3	159.5	1.19	<0.05	21.4	0.172	1.84
M389696		490	44.1	286	<0.002	0.06	1.07	4.5	1	6.3	163.0	1.34	<0.05	17.3	0.163	2.26
M389697		570	44.7	279	<0.002	0.01	0.66	5.4	1	6.8	182.5	1.48	<0.05	18.3	0.205	2.03
M389698		570	45.1	279	<0.002	0.02	0.87	5.3	1	7.1	179.5	1.45	<0.05	18.6	0.203	2.29
M389699		570	70.2	321	<0.002	0.17	1.66	4.3	1	7.2	147.0	1.55	<0.05	20.0	0.195	3.37
M389700		630	79.2	412	<0.002	0.88	3.11	4.8	1	18.8	81.6	1.59	<0.05	15.3	0.226	6.55
M389701		490	4310	350	<0.002	5.81	24.9	3.1	2	46.3	36.7	1.15	<0.05	12.1	0.159	8.33
M389702		170	7.6	3.0	<0.002	0.01	0.07	0.2	1	0.2	45.9	<0.05	<0.05	<0.2	<0.005	0.02
M389703		630	71.8	268	<0.002	0.20	1.20	4.6	1	6.9	176.0	1.66	<0.05	13.8	0.220	2.66
M389704		610	42.8	257	<0.002	0.06	0.75	4.7	1	7.1	199.5	1.54	<0.05	13.1	0.219	2.37
M389705		630	44.9	275	<0.002	0.02	0.53	5.4	1	7.5	191.5	1.18	<0.05	9.7	0.171	2.05
M389706		610	43.7	272	<0.002	0.04	0.68	5.0	1	7.6	179.0	1.25	<0.05	11.3	0.184	2.30
M389707		640	43.1	269	<0.002	0.01	0.42	4.7	1	7.3	199.0	1.52	<0.05	12.9	0.217	2.11
M389708		680	>10000	68.5	0.003	2.77	57.5	8.1	5	3.0	453	0.32	0.18	4.1	0.216	0.76
M389709		640	612	350	<0.002	0.66	4.42	4.7	1	35.9	76.3	1.41	<0.05	16.3	0.191	4.51
M389710		450	1510	412	<0.002	2.29	25.0	4.3	1	156.0	23.0	1.43	0.07	13.2	0.153	7.91
M389711		600	383	386	<0.002	1.14	5.34	4.5	2	32.9	57.7	1.43	<0.05	17.1	0.123	5.82
M389712		530	85.1	395	<0.002	0.64	4.29	3.8	1	17.5	52.5	1.16	<0.05	17.4	0.105	5.29
M389713		650	>10000	69.2	0.002	2.70	57.4	8.4	6	3.0	443	0.32	0.19	4.3	0.210	0.80
M389714		530	177.0	378	<0.002	0.53	4.04	4.4	1	21.5	77.3	1.12	<0.05	16.7	0.142	5.21
M389715		610	97.5	387	<0.002	0.63	2.96	5.0	2	18.2	55.0	1.09	<0.05	12.7	0.161	5.44
M389716		560	65.0	386	<0.002	0.59	2.51	5.7	2	9.5	56.5	0.89	<0.05	12.8	0.166	5.16
M389717		550	618	421	<0.002	1.05	3.88	5.5	2	39.4	54.6	1.12	<0.05	16.6	0.173	6.63
M389718		630	60.1	365	<0.002	0.35	1.91	5.2	2	10.8	56.5	0.90	<0.05	12.9	0.165	3.93
M389719		30	257	510	<0.002	0.33	7.08	12.7	2	27.9	3.9	14.45	<0.05	37.1	0.016	8.08
M389720		40	1200	460	<0.002	0.88	14.80	12.0	2	61.0	6.0	13.80	<0.05	37.3	0.019	10.05
M389721		30	1170	446	<0.002	0.74	13.80	11.8	2	59.3	5.6	13.50	<0.05	37.3	0.019	10.05
M389722		20	554	429	<0.002	0.91	23.8	12.0	2	49.6	4.2	13.75	<0.05	36.7	0.015	9.94
M389723		20	153.0	460	<0.002	0.48	9.62	12.4	2	27.7	4.2	14.40	<0.05	37.0	0.015	10.20
M389724		200	2.6	7.1	<0.002	<0.01	0.06	0.2	1	0.2	44.0	0.09	<0.05	0.2	<0.005	0.05
M389725		30	82.3	470	<0.002	0.87	11.35	11.1	2	25.5	6.6	14.50	<0.05	34.2	0.016	10.55
M389726		460	3290	438	<0.002	1.28	13.20	4.2	2	106.0	87.2	1.00	0.05	13.3	0.112	6.65
M389727		470	295	428	<0.002	1.40	4.43	4.8	1	49.5	78.8	1.03	<0.05	12.8	0.141	6.60
M389728		490	330	438	<0.002	0.88	3.35	4.3	1	19.8	76.0	1.13	<0.05	14.0	0.154	5.60
M389729		570	208	430	<0.002	0.65	2.77	5.2	1	24.9	60.6	1.16	<0.05	13.9	0.152	5.23

***** See Appendix Page for comments regarding this certificate *****

ALS Canada Ltd.
2103 Dollarton Hwy
North Vancouver BC V7H 0A7
Phone: 604 984 0221 Fax: 604 984 0218 www.alsglobal.com

To: **SILVER RANGE RESOURCES LTD.**
C/O ARCHER, CATHRO & ASSOCIATES (1981) LIMITED
1016-510 W HASTINGS ST
VANCOUVER BC V6B 1L8

Finalized Date: 23-SEP-2012
Account: RANSIL

Project: RISBY-GROUP 5

CERTIFICATE OF ANALYSIS WH12210694

Sample Description	Method	ME-MS61	ME-MS61	ME-MS61	ME-MS61	ME-MS61	ME-MS61	Pb-OG62	Zn-OG62
	Analyte	U	V	W	Y	Zn	Zr	Pb	Zn
	Units	ppm	ppm	ppm	ppm	ppm	ppm	%	%
	LOR	0.1	1	0.1	0.1	2	0.5	0.001	0.001
M389694		7.9	22	7.9	11.8	89	81.7		
M389695		9.6	20	1.5	8.5	84	70.1		
M389696		10.8	23	1.9	8.6	76	71.5		
M389697		9.8	31	1.3	9.5	94	86.6		
M389698		9.5	31	1.4	9.5	92	88.7		
M389699		11.4	28	3.5	9.7	113	72.6		
M389700		8.0	37	4.9	9.4	97	49.8		
M389701		13.1	29	7.8	7.7	6630	33.9		
M389702		0.5	2	0.1	0.8	33	0.6		
M389703		10.8	37	2.3	9.7	100	38.5		
M389704		7.9	37	2.7	8.9	68	36.2		
M389705		8.9	27	2.4	8.3	48	27.4		
M389706		8.2	31	2.8	8.8	58	31.8		
M389707		7.9	37	2.4	8.6	67	37.0		
M389708		1.9	65	9.2	12.1	>10000	40.5	1.965	1.980
M389709		8.8	32	8.7	10.4	589	47.5		
M389710		8.3	23	9.2	10.8	3220	39.1		
M389711		14.6	18	4.3	11.6	1070	61.8		
M389712		16.2	15	3.6	11.1	222	56.7		
M389713		2.0	63	9.8	12.3	>10000	43.5	1.985	2.00
M389714		11.8	19	3.8	11.5	348	57.4		
M389715		11.8	26	5.5	12.5	229	47.5		
M389716		10.0	25	4.0	14.4	131	45.3		
M389717		9.5	26	4.6	16.9	1600	49.2		
M389718		9.6	26	3.7	18.3	152	44.9		
M389719		20.1	<1	8.8	44.2	185	75.0		
M389720		20.7	1	7.4	43.3	908	71.7		
M389721		20.2	1	7.4	41.4	933	72.3		
M389722		20.4	<1	7.0	36.6	804	72.0		
M389723		17.2	<1	7.2	35.7	163	77.5		
M389724		0.5	1	0.1	1.0	16	<0.5		
M389725		14.7	<1	7.2	35.5	79	70.3		
M389726		8.1	19	6.7	13.8	1880	40.7		
M389727		7.0	23	6.7	11.6	653	43.9		
M389728		8.2	22	5.0	9.6	427	48.6		
M389729		9.1	22	4.4	9.3	417	49.1		

***** See Appendix Page for comments regarding this certificate *****

ALS Canada Ltd.
2103 Dollarton Hwy
North Vancouver BC V7H 0A7
Phone: 604 984 0221 Fax: 604 984 0218 www.alsglobal.com

To: **SILVER RANGE RESOURCES LTD.**
C/O ARCHER, CATHRO & ASSOCIATES (1981) LIMITED
1016- 510 W HASTINGS ST
VANCOUVER BC V6B 1L8

Page: Appendix 1
Total # Appendix Pages: 1
Finalized Date: 23- SEP- 2012
Account: RANSIL

Project: RISBY- GROUP 5

CERTIFICATE OF ANALYSIS WH12210694

Method	CERTIFICATE COMMENTS
ME- MS61	REE's may not be totally soluble in this method.
ME- MS61	Interference: Samples with Ca> 10%on ICP- MS As. ICP- AES As results reported (5 ppm DL)

ALS Canada Ltd.

2103 Dollarton Hwy
North Vancouver BC V7H 0A7
Phone: 604 984 0221 Fax: 604 984 0218 www.alsglobal.com

To: **SILVER RANGE RESOURCES LTD.**
C/O ARCHER, CATHRO & ASSOCIATES (1981) LIMITED
1016-510 W HASTINGS ST
VANCOUVER BC V6B 1L8

Finalized Date: 23-SEP-2012
Account: RANSIL

CERTIFICATE WH12210695

Project: RISBY-GROUP 5

P.O. No.: Batch 50

This report is for 36 Drill Core samples submitted to our lab in Whitehorse, YT, Canada on 7-SEP-2012.

The following have access to data associated with this certificate:

MATT DUMALA	JOAN MARIACHER	HEATHER SMITH

SAMPLE PREPARATION

ALS CODE	DESCRIPTION
WEI-21	Received Sample Weight
LOG-22	Sample login - Rcd w/o BarCode
CRU-31	Fine crushing - 70%<2mm
CRU-QC	Crushing QC Test
SPL-21	Split sample - riffle splitter
PUL-QC	Pulverizing QC Test
PUL-31	Pulverize split to 85%<75 um
LOG-22d	Sample login - Rcd w/o BarCode dup
SPL-21d	Split sample - duplicate
PUL-31d	Pulverize Split - duplicate
LOG-23	Pulp Login - Rcvd with Barcode

ANALYTICAL PROCEDURES

ALS CODE	DESCRIPTION	INSTRUMENT
Au-AA24	Au 50g FA AA finish	AAS
ME-OG62	Ore Grade Elements - Four Acid	ICP-AES
Sn-XRF05	Sn-Trace Level XRF Analysis	XRF
ME-MS61	48 element four acid ICP-MS	
Pb-OG62	Ore Grade Pb - Four Acid	VARIABLE
Zn-OG62	Ore Grade Zn - Four Acid	VARIABLE

To: **SILVER RANGE RESOURCES LTD.**
ATTN: JOAN MARIACHER
C/O ARCHER, CATHRO & ASSOCIATES (1981) LIMITED
1016-510 W HASTINGS ST
VANCOUVER BC V6B 1L8

This is the Final Report and supersedes any preliminary report with this certificate number. Results apply to samples as submitted. All pages of this report have been checked and approved for release.

***** See Appendix Page for comments regarding this certificate *****

Signature: 

Colin Ramshaw, Vancouver Laboratory Manager

ALS Canada Ltd.
2103 Dollarton Hwy
North Vancouver BC V7H 0A7
Phone: 604 984 0221 Fax: 604 984 0218 www.alsglobal.com

To: **SILVER RANGE RESOURCES LTD.**
C/O ARCHER, CATHRO & ASSOCIATES (1981) LIMITED
1016-510 W HASTINGS ST
VANCOUVER BC V6B 1L8

Finalized Date: 23-SEP-2012
Account: RANSIL

Project: RISBY-GROUP 5

CERTIFICATE OF ANALYSIS WH12210695

Sample Description	Method	WEI-21	Au-AA24	Sn-XRF05	ME-MS61	ME-MS61	ME-MS61	ME-MS61	ME-MS61	ME-MS61	ME-MS61	ME-MS61	ME-MS61	ME-MS61	ME-MS61	ME-MS61
	Analyte	Recvd Wt.	Au	Sn	Ag	Al	As	Ba	Be	Bi	Ca	Cd	Ce	Co	Cr	Cs
	Units	kg	ppm	ppm	ppm	%	ppm	ppm	ppm	ppm	%	ppm	ppm	ppm	ppm	ppm
	LOR	0.02	0.005	5	0.01	0.01	0.2	10	0.05	0.01	0.01	0.02	0.01	0.1	1	0.05
M389742		4.77	0.008	11	0.41	7.16	58.2	460	5.70	1.76	0.25	0.12	57.7	2.9	10	18.30
M389743		4.97	<0.005	10	0.18	7.24	1.5	490	5.39	0.94	0.67	0.06	68.2	3.3	9	11.45
M389744		4.45	<0.005	9	0.12	7.19	0.3	460	5.73	0.99	1.16	0.03	62.4	2.8	11	11.20
M389745		2.72	<0.005	14	0.46	6.88	5.7	430	5.61	2.62	0.32	0.07	62.1	2.6	8	17.95
M389746		1.45	<0.005	14	4.36	6.27	32.5	350	4.20	8.62	0.14	0.15	55.9	3.0	8	24.0
M389747		0.26	0.089	8	57.2	4.51	2420	550	0.77	3.95	6.39	123.5	29.9	12.0	40	2.96
M389748		3.41	<0.005	13	1.02	6.75	10.9	360	4.04	1.15	0.14	0.15	57.7	3.0	7	23.7
M389749		1.72	<0.005	15	1.12	6.97	9.0	370	4.26	1.23	0.19	0.22	61.7	3.6	9	22.7
M389750		1.44	<0.005	<5	0.02	0.07	<5	20	0.13	0.02	20.4	0.07	1.38	1.2	<1	0.38
M389967		4.84	<0.005	11	0.37	7.48	1.9	530	4.90	0.90	0.43	0.06	66.0	3.4	8	14.15
M389968		2.08	<0.005	14	1.46	5.80	41.2	270	3.92	0.85	0.23	0.21	50.1	2.2	6	21.0
M389969		1.88	<0.005	47	4.59	7.05	46.9	310	4.57	1.07	0.19	6.04	63.8	3.3	9	25.0
M389970		1.58	<0.005	14	1.91	7.20	31.7	310	4.51	0.61	0.20	0.23	59.7	3.0	8	28.2
M389971		4.05	0.009	16	6.51	6.69	222	210	4.41	0.68	0.21	0.17	54.5	2.7	8	22.6
M389972		3.02	<0.005	10	1.07	7.57	14.5	400	4.77	1.23	0.35	0.10	73.6	3.1	8	28.7
M389973		5.12	<0.005	17	1.60	7.59	10.3	510	3.74	2.13	0.17	0.16	61.0	3.2	9	19.80
M389974		<0.02	<0.005	19	1.51	7.22	10.1	480	3.91	2.14	0.18	0.14	61.6	3.2	8	19.90
M389975		4.05	<0.005	14	2.53	7.05	10.9	330	4.22	1.16	0.32	0.23	67.8	3.3	7	22.6
M389976		2.63	0.020	23	32.6	6.58	249	300	4.04	1.69	0.19	0.63	61.0	3.1	7	21.5
M389977		2.14	<0.005	19	0.97	7.42	39.5	420	4.26	0.70	0.16	0.18	64.3	3.4	8	19.75
M389978		0.26	0.092	<5	60.9	4.81	2600	600	0.81	4.21	6.86	131.5	31.0	12.6	40	3.04
M389979		0.60	0.547	18	1.13	3.74	4380	100	3.30	0.14	0.89	0.18	26.5	1.9	4	16.40
M389980		1.52	0.341	6	13.50	4.48	1545	50	2.02	0.04	0.07	0.09	4.13	0.2	3	7.55
M389981		2.16	0.009	18	1.21	7.97	65.1	390	5.02	0.68	0.15	0.10	68.5	3.7	8	22.3
M389982		1.08	0.006	10	1.12	7.99	49.1	430	4.91	0.72	0.16	0.08	67.4	4.5	8	22.8
M389983		2.82	0.076	11	0.93	7.76	463	480	4.52	0.74	0.18	0.06	67.9	2.9	8	21.3
M389984		5.28	0.011	12	0.70	7.67	99.9	450	4.83	0.85	0.50	0.05	66.2	3.2	8	25.5
M389985		5.11	0.007	12	0.60	7.28	83.3	530	4.46	0.91	0.44	0.04	66.7	2.9	8	21.7
M389986		4.78	<0.005	8	0.40	7.49	7.6	530	4.33	0.75	0.53	0.04	68.9	3.1	9	22.0
M389987		2.23	<0.005	<5	0.01	0.07	<5	30	0.13	0.02	20.0	0.08	1.44	1.2	<1	0.25
M389988		4.72	<0.005	12	1.58	7.36	23.4	550	4.01	3.18	0.25	0.04	68.7	3.1	7	18.35
M389989		3.15	0.115	18	4.44	6.14	953	280	4.05	0.58	0.42	0.34	60.2	2.9	8	23.8
M389990		3.43	0.044	24	12.10	6.54	682	250	4.16	0.91	0.25	0.46	63.2	2.9	8	24.2
M389991		3.75	0.007	14	5.41	6.87	167.0	270	4.44	0.57	0.22	0.22	73.3	2.8	7	27.3
M389992		3.14	<0.005	15	8.94	7.09	43.0	250	4.87	0.55	0.21	0.26	74.7	3.1	8	27.1
M389993		3.16	0.020	17	10.25	6.80	324	250	4.57	0.54	0.25	0.85	68.8	2.7	6	26.9

***** See Appendix Page for comments regarding this certificate *****

ALS Canada Ltd.
2103 Dollarton Hwy
North Vancouver BC V7H 0A7
Phone: 604 984 0221 Fax: 604 984 0218 www.alsglobal.com

To: **SILVER RANGE RESOURCES LTD.**
C/O ARCHER, CATHRO & ASSOCIATES (1981) LIMITED
1016-510 W HASTINGS ST
VANCOUVER BC V6B 1L8

Finalized Date: 23-SEP-2012
Account: RANSIL

Project: RISBY-GROUP 5

CERTIFICATE OF ANALYSIS WH12210695

Sample Description	Method	ME-MS61	ME-MS61	ME-MS61	ME-MS61	ME-MS61	ME-MS61	ME-MS61	ME-MS61	ME-MS61	ME-MS61	ME-MS61	ME-MS61	ME-MS61	ME-MS61	ME-MS61
	Analyte	Cu	Fe	Ga	Ge	Hf	In	K	La	Li	Mg	Mn	Mo	Na	Nb	Ni
	Units	ppm	%	ppm	ppm	ppm	ppm	%	ppm	ppm	%	ppm	ppm	%	ppm	ppm
	LOR	0.2	0.01	0.05	0.05	0.1	0.005	0.01	0.5	0.2	0.01	5	0.05	0.01	0.1	0.2
M389742		9.3	1.43	23.9	0.15	1.5	0.032	4.12	27.2	82.3	0.22	955	0.34	0.51	9.5	3.8
M389743		7.5	1.51	26.2	0.17	1.8	0.035	3.72	31.8	48.3	0.34	1060	0.36	1.78	10.8	4.1
M389744		7.2	1.35	24.7	0.18	1.8	0.033	3.63	29.3	44.7	0.31	431	0.38	2.03	9.7	3.4
M389745		5.6	1.09	24.1	0.15	1.8	0.034	4.24	29.3	246	0.22	1420	0.46	0.27	8.4	3.2
M389746		9.6	2.09	22.3	0.16	1.5	0.025	3.76	26.4	28.3	0.19	344	0.39	0.07	7.7	3.5
M389747		963	3.47	11.10	0.14	1.3	0.079	1.27	14.6	17.2	0.63	2660	5.35	1.14	4.3	25.9
M389748		7.0	1.83	25.1	0.16	1.6	0.033	4.05	27.2	29.9	0.21	2190	0.62	0.08	7.7	3.2
M389749		12.0	2.43	26.9	0.17	1.4	0.034	4.06	29.2	30.5	0.26	8490	0.37	0.08	8.9	4.3
M389750		2.0	0.48	0.36	0.20	<0.1	<0.005	0.03	0.6	1.1	12.70	225	0.16	0.01	0.4	2.6
M389967		6.8	1.51	27.3	0.21	1.7	0.040	4.00	31.2	66.7	0.27	2500	0.32	0.90	10.3	4.9
M389968		6.2	3.21	22.8	0.17	1.4	0.032	3.23	24.1	34.1	0.25	9050	0.29	0.06	6.5	2.3
M389969		12.3	2.84	24.8	0.17	1.5	1.785	3.78	30.1	31.1	0.25	5620	2.11	0.07	9.3	4.1
M389970		5.4	2.74	26.4	0.17	1.6	0.069	3.80	28.5	31.5	0.23	3490	0.41	0.07	9.0	3.5
M389971		11.6	2.43	24.7	0.16	1.4	0.036	3.48	25.8	37.2	0.24	5100	0.31	0.05	7.8	2.8
M389972		5.1	1.61	25.5	0.16	1.9	0.030	4.49	35.3	33.5	0.27	1480	0.41	0.10	10.1	2.9
M389973		16.7	1.36	26.1	0.15	1.5	0.033	4.54	28.5	32.5	0.25	976	0.39	0.11	9.5	3.7
M389974		16.4	1.29	25.5	0.16	1.5	0.035	4.38	28.7	36.8	0.24	994	0.43	0.11	9.1	3.5
M389975		19.3	1.48	25.4	0.16	1.7	0.030	4.07	31.5	33.4	0.29	2420	0.29	0.06	10.1	3.5
M389976		37.1	2.15	24.2	0.15	1.3	0.031	3.54	28.9	34.7	0.24	8350	0.28	0.07	8.0	3.5
M389977		6.0	1.85	25.8	0.16	1.6	0.035	4.06	30.2	54.1	0.24	5300	0.44	0.12	11.3	4.3
M389978		1020	3.72	11.75	0.14	1.4	0.082	1.35	15.4	16.7	0.68	2850	5.74	1.21	4.6	26.2
M389979		2.9	3.01	17.60	0.11	0.8	0.019	1.70	12.8	67.9	0.24	89400	0.09	0.02	5.5	1.5
M389980		1.6	0.50	10.85	0.05	0.1	0.005	0.28	2.0	166.0	0.03	6060	0.13	0.02	0.9	0.6
M389981		5.0	1.77	24.9	0.18	1.6	0.032	4.08	32.4	53.7	0.29	1800	0.28	0.10	10.4	4.4
M389982		5.7	1.88	25.5	0.17	1.6	0.034	4.23	31.9	51.6	0.29	1900	0.52	0.11	10.4	4.4
M389983		4.5	1.59	25.1	0.16	1.6	0.035	4.45	31.9	126.0	0.24	1650	0.31	0.14	10.5	3.4
M389984		3.8	1.83	25.6	0.17	1.7	0.032	4.36	31.3	59.0	0.29	2560	0.32	0.12	10.9	3.8
M389985		4.8	1.64	25.2	0.15	1.6	0.033	4.47	31.2	56.5	0.30	1790	0.34	0.15	10.7	3.2
M389986		5.9	1.61	26.2	0.17	1.6	0.035	4.51	32.5	38.3	0.33	1260	0.32	0.42	11.3	3.9
M389987		1.5	0.44	0.38	0.27	<0.1	<0.005	0.03	0.7	1.1	12.50	209	0.11	0.02	0.4	1.7
M389988		7.7	1.55	25.2	0.23	1.7	0.034	4.54	32.4	44.1	0.26	1820	0.67	0.27	9.0	3.9
M389989		6.5	1.49	23.7	0.15	1.4	0.025	3.39	28.9	47.3	0.32	11950	0.33	0.07	8.5	3.7
M389990		8.6	1.62	22.7	0.16	1.4	0.030	3.42	30.0	40.1	0.27	9400	0.42	0.05	9.4	4.1
M389991		5.8	1.66	24.5	0.17	1.8	0.030	3.60	34.6	27.9	0.23	7980	0.32	0.05	9.4	3.1
M389992		10.3	1.66	27.1	0.17	1.9	0.039	3.66	34.9	31.0	0.24	5210	0.35	0.05	10.0	3.5
M389993		7.5	1.67	26.4	0.17	1.7	0.055	3.47	32.5	31.3	0.24	7790	0.33	0.05	9.8	3.1

***** See Appendix Page for comments regarding this certificate *****

ALS Canada Ltd.
2103 Dollarton Hwy
North Vancouver BC V7H 0A7
Phone: 604 984 0221 Fax: 604 984 0218 www.alsglobal.com

To: **SILVER RANGE RESOURCES LTD.**
C/O ARCHER, CATHRO & ASSOCIATES (1981) LIMITED
1016- 510 W HASTINGS ST
VANCOUVER BC V6B 1L8

Finalized Date: 23- SEP- 2012
Account: RANSIL

Project: RISBY- GROUP 5

CERTIFICATE OF ANALYSIS WH12210695

Sample Description	Method	ME-MS61	ME-MS61	ME-MS61	ME-MS61	ME-MS61	ME-MS61	ME-MS61	ME-MS61	ME-MS61	ME-MS61	ME-MS61	ME-MS61	ME-MS61	ME-MS61	ME-MS61
	Analyte	P	Pb	Rb	Re	S	Sb	Sc	Se	Sn	Sr	Ta	Te	Th	Ti	Tl
	Units	ppm	ppm	ppm	ppm	%	ppm	ppm	ppm	ppm	ppm	ppm	ppm	ppm	%	ppm
	LOR	10	0.5	0.1	0.002	0.01	0.05	0.1	1	0.2	0.2	0.05	0.05	0.2	0.005	0.02
M389742		560	42.7	334	<0.002	0.73	4.64	4.7	1	8.0	83.4	1.30	<0.05	14.9	0.163	3.67
M389743		550	42.5	275	<0.002	0.09	0.77	5.4	1	7.6	150.5	1.15	<0.05	17.1	0.193	2.10
M389744		550	43.8	257	<0.002	0.02	0.26	5.1	1	7.0	167.0	1.01	<0.05	16.2	0.178	1.83
M389745		540	41.9	363	<0.002	0.40	2.49	4.8	1	8.1	75.9	0.83	<0.05	16.2	0.156	3.80
M389746		490	83.1	327	<0.002	2.00	9.30	4.0	1	10.4	62.6	0.74	0.05	14.1	0.139	5.75
M389747		600	>10000	66.3	0.002	2.54	54.0	7.9	4	2.9	394	0.29	0.18	4.3	0.196	0.71
M389748		500	52.9	364	<0.002	1.44	6.08	4.7	1	8.8	61.3	0.78	<0.05	14.9	0.147	5.85
M389749		500	62.5	374	<0.002	1.02	3.97	5.5	1	10.8	52.7	0.87	<0.05	14.6	0.175	5.69
M389750		160	2.6	3.5	<0.002	<0.01	0.05	0.2	1	<0.2	46.5	<0.05	<0.05	<0.2	<0.005	0.02
M389967		550	51.0	304	<0.002	0.21	1.12	5.5	1	8.2	114.0	1.01	<0.05	16.7	0.194	3.17
M389968		490	45.5	298	<0.002	1.54	6.47	4.4	1	10.4	36.4	0.61	<0.05	12.1	0.119	4.67
M389969		490	558	373	<0.002	2.22	8.09	5.0	1	42.5	96.2	0.89	<0.05	16.3	0.176	7.82
M389970		590	62.5	341	<0.002	2.29	9.62	5.3	1	10.2	45.6	0.84	<0.05	15.0	0.169	6.30
M389971		470	75.5	303	<0.002	1.73	13.25	4.9	1	12.9	18.6	0.76	<0.05	13.4	0.152	4.30
M389972		620	49.2	411	<0.002	1.18	4.08	4.9	1	7.6	79.8	1.00	<0.05	18.4	0.188	6.95
M389973		470	86.7	361	<0.002	0.64	2.45	5.4	1	14.9	59.8	1.01	<0.05	15.2	0.169	4.15
M389974		450	85.5	347	<0.002	0.61	2.46	5.5	1	14.9	59.2	1.00	<0.05	15.4	0.163	3.98
M389975		480	74.9	365	<0.002	0.62	3.95	4.9	1	11.0	63.6	1.12	<0.05	17.3	0.160	5.05
M389976		470	164.0	332	<0.002	1.58	35.5	4.5	1	17.7	72.3	0.93	<0.05	14.6	0.147	5.32
M389977		500	52.6	411	<0.002	1.01	4.30	5.9	1	16.8	148.5	1.10	<0.05	16.2	0.188	6.42
M389978		640	>10000	68.5	0.003	2.71	57.6	8.4	4	3.0	423	0.31	0.17	4.5	0.210	0.76
M389979		270	19.6	189.5	<0.002	0.99	110.5	2.4	1	15.8	21.5	0.50	<0.05	6.9	0.084	5.31
M389980		30	19.8	37.2	<0.002	0.13	58.4	0.7	1	2.7	12.5	0.09	<0.05	1.2	0.015	0.71
M389981		530	53.6	460	<0.002	1.38	7.89	5.1	1	10.3	158.5	1.12	<0.05	16.9	0.199	6.79
M389982		520	52.1	460	<0.002	1.44	7.49	5.4	1	10.0	156.5	1.08	<0.05	16.9	0.197	6.97
M389983		560	45.0	418	<0.002	1.06	14.10	6.1	1	7.6	89.5	1.13	<0.05	17.0	0.193	5.59
M389984		530	43.8	401	<0.002	1.09	4.71	5.7	1	7.2	83.8	1.13	<0.05	17.0	0.185	6.74
M389985		500	41.3	400	<0.002	0.85	3.82	5.2	1	7.3	76.4	1.03	<0.05	16.5	0.189	5.69
M389986		540	41.3	400	<0.002	0.69	2.00	5.7	1	7.2	95.9	1.01	<0.05	16.8	0.203	5.24
M389987		170	1.6	3.1	<0.002	<0.01	0.05	0.2	1	<0.2	45.8	<0.05	<0.05	<0.2	<0.005	0.02
M389988		490	50.9	372	<0.002	0.59	4.81	5.2	1	7.3	91.0	0.79	<0.05	17.6	0.170	4.94
M389989		460	53.1	372	<0.002	0.86	29.3	4.1	1	15.4	68.2	0.73	<0.05	16.1	0.141	5.71
M389990		430	116.5	336	<0.002	0.88	23.4	4.7	1	16.9	43.5	0.82	<0.05	17.0	0.166	5.89
M389991		490	79.8	327	<0.002	1.21	11.40	4.9	1	12.7	38.4	1.02	<0.05	19.8	0.158	6.12
M389992		470	91.7	347	<0.002	1.02	11.80	6.3	1	13.1	37.6	1.04	<0.05	20.6	0.159	6.48
M389993		510	116.5	348	<0.002	1.34	16.20	6.4	1	15.1	29.2	1.02	<0.05	17.9	0.162	7.51

***** See Appendix Page for comments regarding this certificate *****

ALS Canada Ltd.
2103 Dollarton Hwy
North Vancouver BC V7H 0A7
Phone: 604 984 0221 Fax: 604 984 0218 www.alsglobal.com

To: **SILVER RANGE RESOURCES LTD.**
C/O ARCHER, CATHRO & ASSOCIATES (1981) LIMITED
1016- 510 W HASTINGS ST
VANCOUVER BC V6B 1L8

Finalized Date: 23- SEP- 2012
Account: RANSIL

Project: RISBY- GROUP 5

CERTIFICATE OF ANALYSIS WH12210695

Sample Description	Method	ME-MS61	ME-MS61	ME-MS61	ME-MS61	ME-MS61	ME-MS61	Pb-OG62	Zn-OG62
	Analyte	U	V	W	Y	Zn	Zr	Pb	Zn
	Units	ppm	ppm	ppm	ppm	ppm	ppm	%	%
	LOR	0.1	1	0.1	0.1	2	0.5	0.001	0.001
M389742		14.9	20	3.3	8.8	66	49.2		
M389743		13.3	25	2.0	9.6	67	59.2		
M389744		10.4	22	1.3	9.3	43	59.6		
M389745		7.1	20	5.9	9.2	57	59.2		
M389746		7.2	19	4.6	8.3	77	51.5		
M389747		2.0	58	8.3	12.4	>10000	42.9	1.910	1.910
M389748		5.5	21	3.8	8.9	73	53.9		
M389749		6.1	26	6.1	10.6	130	50.2		
M389750		0.6	1	0.1	0.8	14	<0.5		
M389967		10.0	25	3.3	10.8	88	59.6		
M389968		7.2	18	3.9	9.0	110	46.8		
M389969		7.9	24	5.8	11.1	1840	51.9		
M389970		9.1	23	4.5	9.9	124	56.0		
M389971		8.0	22	4.2	8.8	94	51.0		
M389972		10.7	24	3.6	10.8	64	67.3		
M389973		10.0	23	4.4	9.2	80	55.6		
M389974		13.6	22	4.3	9.2	68	53.4		
M389975		5.6	22	4.5	11.7	106	62.0		
M389976		9.2	21	5.0	9.6	250	47.2		
M389977		9.9	24	6.0	11.3	109	56.3		
M389978		2.1	62	8.8	13.1	>10000	45.1	1.905	1.910
M389979		5.5	10	2.4	9.7	71	31.1		
M389980		0.6	3	0.8	1.5	23	4.7		
M389981		10.0	25	5.7	9.1	86	55.9		
M389982		7.6	25	5.8	9.0	79	55.5		
M389983		15.1	24	4.9	9.2	62	56.0		
M389984		7.0	24	3.7	10.8	55	61.9		
M389985		7.3	24	2.8	9.3	55	57.6		
M389986		9.3	27	2.7	10.2	49	59.3		
M389987		0.6	1	0.2	0.9	15	0.5		
M389988		8.5	22	3.1	9.5	53	60.0		
M389989		5.9	21	4.0	9.4	179	49.0		
M389990		6.4	23	4.1	8.6	261	50.0		
M389991		10.4	22	3.9	9.4	114	61.8		
M389992		12.4	23	3.2	9.5	136	66.8		
M389993		12.6	20	3.2	9.9	428	59.8		

***** See Appendix Page for comments regarding this certificate *****

ALS Canada Ltd.
2103 Dollarton Hwy
North Vancouver BC V7H 0A7
Phone: 604 984 0221 Fax: 604 984 0218 www.alsglobal.com

To: **SILVER RANGE RESOURCES LTD.**
C/O ARCHER, CATHRO & ASSOCIATES (1981) LIMITED
1016- 510 W HASTINGS ST
VANCOUVER BC V6B 1L8

Finalized Date: 23- SEP- 2012
Account: RANSIL

Project: RISBY- GROUP 5

CERTIFICATE OF ANALYSIS WH12210695

Method	CERTIFICATE COMMENTS
ME- MS61	REE's may not be totally soluble in this method.
ME- MS61	Interference: Samples with Ca> 10%on ICP- MS As. ICP- AES As results reported (5 ppm DL)

ALS Canada Ltd.

2103 Dollarton Hwy
North Vancouver BC V7H 0A7
Phone: 604 984 0221 Fax: 604 984 0218 www.alsglobal.com

To: **SILVER RANGE RESOURCES LTD.**
C/O ARCHER, CATHRO & ASSOCIATES (1981) LIMITED
1016-510 W HASTINGS ST
VANCOUVER BC V6B 1L8

Finalized Date: 16-SEP-2012
This copy reported on 26-SEP-2012
Account: RANSIL

CERTIFICATE WH12213501

Project: KEG(MAIN-GROUP1)

P.O. No.: Batch 80

This report is for 36 Drill Core samples submitted to our lab in Whitehorse, YT, Canada on 11-SEP-2012.

The following have access to data associated with this certificate:

MATT DUMALA	JOAN MARIACHER	HEATHER SMITH

SAMPLE PREPARATION

ALS CODE	DESCRIPTION
FND-02	Find Sample for Addn Analysis

ANALYTICAL PROCEDURES

ALS CODE	DESCRIPTION	INSTRUMENT
Zn-OG62	Ore Grade Zn - Four Acid	VARIABLE
ME-MS61	48 element four acid ICP-MS	
ME-OG62	Ore Grade Elements - Four Acid	ICP-AES

To: **SILVER RANGE RESOURCES LTD.**
ATTN: JOAN MARIACHER
C/O ARCHER, CATHRO & ASSOCIATES (1981) LIMITED
1016-510 W HASTINGS ST
VANCOUVER BC V6B 1L8

This is the Final Report and supersedes any preliminary report with this certificate number. Results apply to samples as submitted. All pages of this report have been checked and approved for release.

***** See Appendix Page for comments regarding this certificate *****

Comments: **RE-ASSAY RESULTS FOR SAMPLES ORIGINALLY REPORTED ON CERTIFICATE WH12194658**

Signature:



Colin Ramshaw, Vancouver Laboratory Manager

ALS Canada Ltd.
2103 Dollarton Hwy
North Vancouver BC V7H 0A7
Phone: 604 984 0221 Fax: 604 984 0218 www.alsglobal.com

To: **SILVER RANGE RESOURCES LTD.**
C/O ARCHER, CATHRO & ASSOCIATES (1981) LIMITED
1016-510 W HASTINGS ST
VANCOUVER BC V6B 1L8

Finalized Date: 16-SEP-2012
Account: RANSIL

Project: KEG(MAIN-GROUP1)

CERTIFICATE OF ANALYSIS WH12213501

Sample Description	Method	ME-MS61	ME-MS61	ME-MS61	ME-MS61	ME-MS61	ME-MS61	ME-MS61	ME-MS61	ME-MS61	ME-MS61	ME-MS61	ME-MS61	ME-MS61	ME-MS61	ME-MS61
	Analyte	Ag	Al	As	Ba	Be	Bi	Ca	Cd	Ce	Co	Cr	Cs	Cu	Fe	Ga
	Units	ppm	%	ppm	ppm	ppm	ppm	%	ppm	ppm	ppm	ppm	ppm	ppm	%	ppm
	LOR	0.01	0.01	0.2	10	0.05	0.01	0.01	0.02	0.01	0.1	1	0.05	0.2	0.01	0.05
K285449		5.30	4.45	140.5	980	1.10	10.10	7.57	7.17	47.2	6.4	62	4.75	137.0	2.12	11.90
K285450		9.03	4.69	221	800	1.05	16.85	7.46	10.45	47.5	7.2	80	13.40	320	2.44	12.80
K285451		1.28	5.42	94.2	740	1.28	2.63	5.15	1.99	49.7	8.7	86	8.24	121.0	2.31	14.95
K285452		0.81	5.38	36.4	740	1.40	1.70	4.99	1.16	48.4	8.5	84	8.73	114.0	2.23	14.85
K285453		9.85	4.87	144.5	600	1.23	18.65	7.00	14.10	49.3	7.8	74	11.30	264	2.37	13.45
K285454		4.35	4.73	403	920	1.00	8.10	8.19	7.29	49.8	6.2	65	9.26	182.0	2.20	12.70
K285455		13.35	4.26	83.6	810	1.00	25.2	8.53	18.80	43.4	6.3	57	6.03	350	2.31	10.65
K285456		1.78	4.13	43.5	880	0.93	2.88	8.96	6.90	38.4	6.2	62	5.97	156.5	1.95	11.40
K285457		2.07	4.14	44.7	1040	0.77	3.38	7.57	1.05	39.1	5.8	43	4.79	77.1	1.61	9.38
K285458		22.7	3.89	1140	380	1.15	81.2	8.24	303	39.4	13.1	54	4.41	1870	5.79	12.10
K285459		0.60	3.64	57.8	830	0.77	0.84	7.69	2.25	36.3	6.4	52	5.54	62.7	1.67	9.57
K285460		0.73	4.18	47.5	1100	0.88	0.99	7.29	1.57	44.1	6.5	46	3.92	124.5	1.95	10.90
K285461		2.88	4.31	37.8	930	1.12	5.50	8.18	4.70	42.4	6.0	56	5.38	77.3	1.85	10.80
K285462		3.24	4.31	27.6	1180	1.00	5.96	9.54	3.32	50.6	5.8	50	7.58	144.0	1.98	11.20
K285463		3.30	4.19	34.3	1190	0.88	6.18	9.89	2.49	43.6	5.9	53	5.70	72.1	2.05	11.45
K285464		4.25	4.20	36.0	1190	1.00	8.57	9.67	4.63	41.8	5.8	52	6.16	107.5	2.04	11.05
K285465		1.60	4.28	56.6	1300	1.05	2.89	9.81	2.84	45.3	6.7	55	5.50	84.3	2.09	10.85
K285466		2.08	3.81	38	670	0.87	4.09	12.55	9.81	38.0	6.1	45	6.34	83.4	1.90	10.15
K285467		1.39	4.03	35.0	890	0.89	2.85	5.49	1.95	35.6	5.8	47	4.39	72.0	1.61	8.32
K285468		5.72	3.90	111.5	610	0.87	11.45	9.89	10.35	39.0	4.8	48	5.48	109.5	1.68	9.13
K285469		22.9	3.39	30.9	950	0.79	21.9	8.04	134.5	33.0	4.8	35	3.62	1295	2.98	9.64
K285470		0.05	0.13	<5	40	0.07	0.09	21.6	0.20	1.30	1.3	<1	0.52	2.4	0.48	0.44
K285471		2.00	3.55	354	570	0.91	2.90	14.70	7.03	27.8	3.8	28	5.21	214	1.68	9.18
K285472		1.21	1.72	416	420	0.66	0.96	21.0	6.10	14.80	1.4	9	1.62	101.0	0.77	4.54
K285473		2.04	4.07	209	1000	1.06	1.49	7.72	7.18	40.6	3.8	45	6.55	175.0	1.16	8.95
K285474		0.64	6.22	121.0	1190	1.81	0.50	4.39	0.82	55.5	8.9	65	9.76	200	2.07	13.60
K285475		14.45	4.30	137.5	1520	1.15	49.0	8.24	56.8	43.8	6.6	68	5.56	790	3.52	11.85
K285476		1.23	4.02	222	1340	1.00	0.69	8.79	4.17	45.6	5.1	48	4.31	249	1.54	9.86
K285477		1.59	3.93	147	1270	0.81	0.83	10.10	3.45	38.5	4.5	35	3.14	336	2.08	11.10
K285478		0.54	4.50	104.0	2310	0.99	0.22	7.63	0.5	43.1	4.8	54	4.15	142.0	1.68	10.95
K285479		5.73	4.44	260	1610	0.99	5.16	8.43	17.95	44.1	6.2	49	3.46	539	1.64	11.55
K285480		0.01	0.08	<5	30	0.07	0.04	21.0	0.08	1.20	1.6	<1	0.47	2.5	0.49	0.39
K285481		0.45	5.43	87.5	1520	1.58	0.20	6.88	0.6	57.6	7.7	72	6.41	130.0	2.02	14.80
K285482		2.37	4.38	52.7	1710	1.02	2.32	7.58	7.79	41.0	5.3	44	6.52	410	1.34	10.75
K285483		1.09	4.29	78.0	1560	1.17	1.22	8.44	1.31	41.9	7.4	52	6.50	89.0	1.20	9.57
K285484		2.89	3.47	151.5	1780	0.87	3.28	8.55	10.95	35.3	5.9	56	8.96	359	1.46	8.35

Comments: **RE-ASSAY RESULTS FOR SAMPLES ORIGINALLY REPORTED ON CERTIFICATE WH12194658**

***** See Appendix Page for comments regarding this certificate *****

ALS Canada Ltd.
2103 Dollarton Hwy
North Vancouver BC V7H 0A7
Phone: 604 984 0221 Fax: 604 984 0218 www.alsglobal.com

To: **SILVER RANGE RESOURCES LTD.**
C/O ARCHER, CATHRO & ASSOCIATES (1981) LIMITED
1016-510 W HASTINGS ST
VANCOUVER BC V6B 1L8

Finalized Date: 16-SEP-2012
Account: RANSIL

Project: KEG(MAIN-GROUP1)

CERTIFICATE OF ANALYSIS WH12213501

Sample Description	Method	ME-MS61	ME-MS61	ME-MS61	ME-MS61	ME-MS61	ME-MS61	ME-MS61	ME-MS61	ME-MS61	ME-MS61	ME-MS61	ME-MS61	ME-MS61	ME-MS61	ME-MS61
	Analyte	Ge	Hf	In	K	La	Li	Mg	Mn	Mo	Na	Nb	Ni	P	Pb	Rb
	Units	ppm	ppm	ppm	%	ppm	ppm	%	ppm	ppm	%	ppm	ppm	ppm	ppm	ppm
	LOR	0.05	0.1	0.005	0.01	0.5	0.2	0.01	5	0.05	0.01	0.1	0.2	10	0.5	0.1
K285449		0.13	2.2	0.159	2.34	28.6	40.0	2.19	891	21.9	0.19	8.4	52.7	2160	700	124.5
K285450		0.15	2.1	0.232	2.12	29.2	23.6	2.37	1120	24.4	0.37	8.4	60.0	2040	1195	111.0
K285451		0.13	2.4	0.068	2.92	29.0	18.2	2.59	514	6.33	0.59	9.3	72.4	1450	115.0	153.5
K285452		0.15	2.3	0.056	2.89	28.6	19.4	2.47	503	6.47	0.57	9.1	73.7	1350	63.1	153.5
K285453		0.16	2.2	0.249	2.14	28.7	19.3	2.68	1140	9.15	0.48	8.9	51.9	1500	1420	113.0
K285454		0.08	2.0	0.148	2.05	29.4	33.3	2.33	1350	8.03	0.35	9.0	35.3	1740	588	92.9
K285455		0.12	1.8	0.271	1.89	25.8	30.8	2.82	1300	5.27	0.23	7.7	36.2	1890	1675	87.8
K285456		0.05	1.5	0.107	1.83	22.7	13.4	2.23	752	7.32	0.20	6.6	37.6	1280	271	83.7
K285457		0.05	1.5	0.056	2.05	21.8	34.4	1.87	699	3.89	0.15	6.8	26.2	820	345	111.5
K285458		0.26	1.3	21.7	1.38	22.8	31.7	2.10	2580	15.85	0.16	7.9	49.1	830	1520	64.4
K285459		<0.05	1.5	0.072	1.65	21.4	16.9	2.11	660	4.58	0.12	6.1	34.7	940	53.6	74.6
K285460		<0.05	1.7	0.058	2.07	24.4	27.7	2.03	504	3.11	0.28	7.4	30.8	630	71.8	103.5
K285461		0.06	1.8	0.097	1.76	23.1	42.9	2.28	783	4.26	0.18	7.6	37.1	750	386	98.9
K285462		<0.05	1.9	0.116	1.73	28.7	30.7	2.32	991	3.86	0.19	8.4	33.9	810	423	82.0
K285463		<0.05	1.8	0.083	2.01	25.2	22.5	2.56	879	3.63	0.16	7.5	39.4	710	405	104.0
K285464		<0.05	1.8	0.125	2.03	24.0	21.1	2.54	878	3.58	0.17	7.5	38.2	690	525	101.0
K285465		<0.05	1.9	0.099	2.20	26.3	24.7	2.72	871	3.90	0.13	8.4	46.7	800	154.0	116.0
K285466		<0.05	1.7	0.187	1.26	23.3	24.0	2.23	723	2.85	0.09	7.0	36.5	720	198.0	61.0
K285467		<0.05	1.5	0.061	1.87	19.0	30.7	1.97	433	2.54	0.16	6.6	36.2	510	142.0	98.1
K285468		0.05	1.6	0.245	1.18	22.1	33.6	1.74	902	6.22	0.10	7.2	28.3	1020	640	58.4
K285469		0.24	1.4	3.28	1.24	18.1	42.2	1.83	1370	3.11	0.09	6.1	29.2	770	4630	58.2
K285470		<0.05	<0.1	0.008	0.05	0.7	1.5	13.30	204	0.09	0.01	0.4	0.3	170	7.7	3.1
K285471		<0.05	1.4	0.114	1.19	15.5	27.2	0.83	568	12.05	0.08	5.4	29.0	450	240	60.4
K285472		<0.05	0.8	0.075	0.35	8.5	17.0	0.76	744	3.64	0.01	3.0	5.8	300	518	21.2
K285473		<0.05	1.8	0.104	1.72	22.3	33.4	1.73	738	8.06	0.11	7.9	26.5	500	632	78.8
K285474		0.13	2.6	0.034	4.29	30.4	46.3	1.77	358	12.15	0.31	11.9	49.7	510	21.9	222
K285475		0.12	1.7	2.34	1.85	25.3	36.7	2.24	1750	14.65	0.23	8.5	46.8	1120	1080	85.9
K285476		<0.05	1.9	0.091	2.39	26.3	33.9	1.91	1040	8.37	0.11	8.1	35.3	620	226	131.0
K285477		<0.05	1.5	<0.005	1.64	22.3	40.1	2.09	1830	6.65	0.06	6.8	30.4	570	248	79.7
K285478		0.06	1.9	0.045	3.67	23.1	37.4	2.62	1280	7.86	0.15	9.1	35.4	870	26.1	184.5
K285479		0.10	1.9	0.124	2.75	24.7	46.5	2.10	1280	7.13	0.10	8.6	48.0	660	1605	144.5
K285480		<0.05	<0.1	<0.005	0.04	0.7	1.4	12.90	214	0.07	0.01	0.4	1.9	180	3.3	2.6
K285481		0.07	2.4	0.066	3.18	32.4	57.6	2.20	859	14.30	0.33	10.5	49.1	660	38.8	179.0
K285482		<0.05	1.8	0.170	1.95	23.1	35.4	1.97	838	5.97	0.21	8.1	34.9	500	483	89.2
K285483		0.05	2.1	0.041	1.88	24.2	32.3	2.10	796	5.27	0.16	8.2	45.4	640	271	88.6
K285484		<0.05	1.7	0.162	1.81	23.2	21.2	2.44	879	5.05	0.20	6.8	43.3	1050	610	87.3

Comments: **RE-ASSAY RESULTS FOR SAMPLES ORIGINALLY REPORTED ON CERTIFICATE WH12194658**

***** See Appendix Page for comments regarding this certificate *****

ALS Canada Ltd.
2103 Dollarton Hwy
North Vancouver BC V7H 0A7
Phone: 604 984 0221 Fax: 604 984 0218 www.alsglobal.com

To: **SILVER RANGE RESOURCES LTD.**
C/O ARCHER, CATHRO & ASSOCIATES (1981) LIMITED
1016-510 W HASTINGS ST
VANCOUVER BC V6B 1L8

Finalized Date: 16-SEP-2012
Account: RANSIL

Project: KEG(MAIN-GROUP1)

CERTIFICATE OF ANALYSIS WH12213501

Sample Description	Method	ME-MS61	ME-MS61	ME-MS61	ME-MS61	ME-MS61	ME-MS61	ME-MS61	ME-MS61	ME-MS61	ME-MS61	ME-MS61	ME-MS61	ME-MS61	ME-MS61	ME-MS61
	Analyte	Re	S	Sb	Sc	Se	Sn	Sr	Ta	Te	Th	Ti	Tl	U	V	W
	Units	ppm	%	ppm	ppm	ppm	ppm	ppm	ppm	ppm	ppm	%	ppm	ppm	ppm	ppm
	LOR	0.002	0.01	0.05	0.1	1	0.2	0.2	0.05	0.05	0.2	0.005	0.02	0.1	1	0.1
K285449		0.016	0.73	14.65	7.9	16	103.0	285	0.65	0.09	7.3	0.289	1.20	4.2	190	1.5
K285450		0.019	0.88	4.09	8.3	24	156.5	378	0.67	0.13	7.4	0.291	0.98	4.3	247	1.3
K285451		0.013	1.00	4.06	10.9	19	26.8	340	0.72	0.07	8.4	0.319	1.40	3.5	148	1.2
K285452		0.012	0.98	4.71	11.1	17	28.1	373	0.72	0.06	8.7	0.319	1.41	3.5	146	1.1
K285453		0.014	0.86	5.13	9.0	28	114.0	316	0.69	0.12	8.0	0.308	1.11	3.9	155	1.2
K285454		0.012	0.59	6.78	8.2	13	150.5	272	0.72	0.07	8.0	0.319	0.95	3.6	131	1.5
K285455		0.008	0.70	8.44	7.8	30	74.1	314	0.61	0.16	6.9	0.260	1.03	3.4	112	1.1
K285456		0.011	0.44	6.03	6.9	13	94.6	221	0.52	0.05	6.2	0.235	0.86	3.4	127	1.5
K285457		0.008	0.32	5.69	6.4	12	103.5	271	0.55	0.06	6.0	0.241	0.89	2.3	83	1.8
K285458		0.021	2.72	8.39	7.1	58	222	156.5	0.60	0.43	5.6	0.255	0.58	2.9	108	5.2
K285459		0.013	0.23	4.18	7.1	7	96.5	190.0	0.51	<0.05	5.6	0.227	0.69	3.2	111	1.2
K285460		0.008	0.61	6.92	7.0	12	67.6	335	0.59	<0.05	6.7	0.255	0.88	2.6	86	1.3
K285461		0.013	0.45	8.45	8.0	16	71.5	353	0.59	0.07	7.0	0.263	0.87	3.1	108	1.5
K285462		0.011	0.45	5.12	7.6	12	106.5	401	0.63	0.05	7.2	0.284	0.78	3.2	94	1.9
K285463		0.014	0.30	5.91	8.3	12	110.0	415	0.60	0.07	6.6	0.262	0.82	3.0	89	1.3
K285464		0.011	0.36	5.73	8.4	14	104.0	383	0.61	0.08	6.9	0.267	0.84	3.2	90	1.3
K285465		0.014	0.29	7.92	8.9	10	129.0	316	0.67	<0.05	7.1	0.291	0.96	3.7	103	1.5
K285466		0.011	0.22	10.90	7.2	9	84.8	261	0.56	0.05	6.0	0.240	0.53	3.7	81	1.3
K285467		0.012	0.36	7.03	7.6	14	22.0	302	0.52	0.07	6.1	0.232	0.84	3.1	77	1.2
K285468		0.015	0.35	12.50	6.5	19	103.0	190.0	0.60	0.09	6.4	0.251	0.62	3.9	107	1.5
K285469		0.012	1.62	67.9	5.5	80	169.5	217	0.51	0.27	5.4	0.229	0.60	3.1	58	1.2
K285470		<0.002	<0.01	0.11	0.3	1	0.4	39.2	<0.05	<0.05	0.2	0.005	0.03	0.5	3	0.1
K285471		0.029	0.59	52.7	4.5	12	82.0	168.0	0.44	0.06	4.4	0.197	0.65	2.4	98	2.5
K285472		0.004	0.09	9.90	1.9	8	146.5	256	0.25	0.06	2.2	0.102	0.18	1.6	35	4.3
K285473		0.018	0.15	6.99	8.0	10	134.0	258	0.65	0.05	6.9	0.269	0.67	3.0	122	1.8
K285474		0.024	0.82	5.97	12.8	10	33.9	280	0.90	0.06	10.0	0.366	1.94	4.2	229	1.5
K285475		0.016	1.01	8.68	8.2	27	149.0	206	0.67	0.23	7.1	0.292	0.88	3.6	138	2.8
K285476		0.024	0.28	7.78	8.7	6	173.0	201	0.64	<0.05	7.1	0.271	0.99	3.0	167	1.6
K285477		0.017	0.20	10.75	7.1	6	346	127.5	0.51	<0.05	5.7	0.231	0.81	2.6	132	1.4
K285478		0.022	0.22	6.39	9.5	4	166.5	216	0.71	<0.05	7.0	0.303	1.64	3.0	153	1.1
K285479		0.021	0.31	11.20	9.5	21	352	166.5	0.68	0.10	7.0	0.289	1.18	4.2	153	1.6
K285480		0.002	<0.01	0.97	0.3	1	0.5	40.5	<0.05	<0.05	<0.2	<0.005	0.02	0.8	2	0.2
K285481		0.032	0.79	8.07	12.0	8	193.5	274	0.80	<0.05	8.9	0.341	1.52	4.5	239	2.1
K285482		0.017	0.18	6.34	8.6	8	206	404	0.63	<0.05	6.7	0.264	0.79	2.7	131	3.4
K285483		0.034	0.14	10.70	9.4	5	109.0	294	0.64	<0.05	6.7	0.256	0.88	3.3	114	2.1
K285484		0.030	0.28	5.03	9.1	10	131.5	270	0.51	0.06	5.2	0.223	0.79	3.3	96	1.9

Comments: **RE-ASSAY RESULTS FOR SAMPLES ORIGINALLY REPORTED ON CERTIFICATE WH12194658**

***** See Appendix Page for comments regarding this certificate *****

ALS Canada Ltd.
2103 Dollarton Hwy
North Vancouver BC V7H 0A7
Phone: 604 984 0221 Fax: 604 984 0218 www.alsglobal.com

To: **SILVER RANGE RESOURCES LTD.**
C/O ARCHER, CATHRO & ASSOCIATES (1981) LIMITED
1016-510 W HASTINGS ST
VANCOUVER BC V6B 1L8

Finalized Date: 16-SEP-2012
Account: RANSIL

Project: KEG(MAIN-GROUP1)

CERTIFICATE OF ANALYSIS WH12213501

Sample Description	Method	ME-MS61	ME-MS61	ME-MS61	Zn-OG62
	Analyte	Y	Zn	Zr	Zn
	Units	ppm	ppm	ppm	%
	LOR	0.1	2	0.5	0.001
K285449		30.1	513	81.3	
K285450		31.9	699	83.4	
K285451		31.0	162	84.7	
K285452		30.0	105	84.6	
K285453		29.9	1020	80.1	
K285454		30.1	525	69.7	
K285455		26.3	1250	71.4	
K285456		22.6	484	56.4	
K285457		20.7	94	51.5	
K285458		20.9	>10000	40.5	1.405
K285459		20.4	184	50.9	
K285460		22.1	132	56.4	
K285461		21.9	325	69.2	
K285462		25.6	255	68.5	
K285463		22.9	179	60.3	
K285464		22.6	318	62.5	
K285465		24.2	203	66.9	
K285466		20.8	657	59.6	
K285467		17.7	159	52.3	
K285468		22.0	704	53.4	
K285469		16.9	8500	45.8	
K285470		0.8	24	1.9	
K285471		14.0	367	49.7	
K285472		8.2	389	25.0	
K285473		21.5	429	60.7	
K285474		26.0	68	100.0	
K285475		24.6	3230	57.7	
K285476		22.9	261	61.0	
K285477		21.8	302	49.9	
K285478		26.6	60	65.8	
K285479		24.9	1160	62.0	
K285480		0.8	18	0.6	
K285481		28.7	50	87.8	
K285482		20.7	484	61.1	
K285483		24.6	102	72.5	
K285484		26.5	654	63.4	

Comments: **RE-ASSAY RESULTS FOR SAMPLES ORIGINALLY REPORTED ON CERTIFICATE WH12194658**

***** See Appendix Page for comments regarding this certificate *****

ALS Canada Ltd.
2103 Dollarton Hwy
North Vancouver BC V7H 0A7
Phone: 604 984 0221 Fax: 604 984 0218 www.alsglobal.com

To: **SILVER RANGE RESOURCES LTD.**
C/O ARCHER, CATHRO & ASSOCIATES (1981) LIMITED
1016- 510 W HASTINGS ST
VANCOUVER BC V6B 1L8

Page: Appendix 1
Total # Appendix Pages: 1
Finalized Date: 16- SEP- 2012
Account: RANSIL

Project: KEG(MAIN- GROUP1)

CERTIFICATE OF ANALYSIS WH12213501

Method	CERTIFICATE COMMENTS
ME- MS61	REE's may not be totally soluble in this method.
ME- MS61	Interference: Samples with Ca> 10%on ICP- MS As. ICP- AES As results reported (5 ppm DL)

ALS Canada Ltd.

2103 Dollarton Hwy
North Vancouver BC V7H 0A7
Phone: 604 984 0221 Fax: 604 984 0218 www.alsglobal.com

To: **SILVER RANGE RESOURCES LTD.**
C/O ARCHER, CATHRO & ASSOCIATES (1981) LIMITED
1016-510 W HASTINGS ST
VANCOUVER BC V6B 1L8

Finalized Date: 17-SEP-2012
This copy reported on 20-SEP-2012
Account: RANSIL

CERTIFICATE WH12214666

Project: KEG (Main - Group 1)

P.O. No.: Batch 82

This report is for 36 Drill Core samples submitted to our lab in Whitehorse, YT, Canada on 12-SEP-2012.

The following have access to data associated with this certificate:

MATT DUMALA	JOAN MARIACHER	HEATHER SMITH

SAMPLE PREPARATION

ALS CODE	DESCRIPTION
FND-02	Find Sample for Addn Analysis

ANALYTICAL PROCEDURES

ALS CODE	DESCRIPTION	INSTRUMENT
Pb-OG62	Ore Grade Pb - Four Acid	VARIABLE
Zn-OG62	Ore Grade Zn - Four Acid	VARIABLE
ME-MS61	48 element four acid ICP-MS	
Ag-OG62	Ore Grade Ag - Four Acid	VARIABLE
ME-OG62	Ore Grade Elements - Four Acid	ICP-AES

To: **SILVER RANGE RESOURCES LTD.**
ATTN: JOAN MARIACHER
C/O ARCHER, CATHRO & ASSOCIATES (1981) LIMITED
1016-510 W HASTINGS ST
VANCOUVER BC V6B 1L8

This is the Final Report and supersedes any preliminary report with this certificate number. Results apply to samples as submitted. All pages of this report have been checked and approved for release.

***** See Appendix Page for comments regarding this certificate *****

Comments: **RE-ASSAY RESULTS FOR SAMPLES ORIGINALLY REPORTED ON CERTIFICATE WH12199322**

Signature: 

Colin Ramshaw, Vancouver Laboratory Manager

ALS Canada Ltd.
2103 Dollarton Hwy
North Vancouver BC V7H 0A7
Phone: 604 984 0221 Fax: 604 984 0218 www.alsglobal.com

To: **SILVER RANGE RESOURCES LTD.**
C/O ARCHER, CATHRO & ASSOCIATES (1981) LIMITED
1016-510 W HASTINGS ST
VANCOUVER BC V6B 1L8

Finalized Date: 17-SEP-2012
Account: RANSIL

Project: KEG (Main - Group 1)

CERTIFICATE OF ANALYSIS WH12214666

Sample Description	Method	ME-MS61	ME-MS61	ME-MS61	ME-MS61	ME-MS61	ME-MS61	ME-MS61	ME-MS61	ME-MS61	ME-MS61	ME-MS61	ME-MS61	ME-MS61	ME-MS61	ME-MS61
	Analyte	Ag	Al	As	Ba	Be	Bi	Ca	Cd	Ce	Co	Cr	Cs	Cu	Fe	Ga
	Units	ppm	%	ppm	ppm	ppm	ppm	%	ppm	ppm	ppm	ppm	ppm	ppm	%	ppm
	LOR	0.01	0.01	0.2	10	0.05	0.01	0.01	0.02	0.01	0.1	1	0.05	0.2	0.01	0.05
K287451		4.02	4.67	27.8	700	1.61	8.81	8.70	41.1	51.3	8.0	81	16.10	242	2.86	12.80
K287452		2.10	4.90	35.9	950	1.50	4.31	7.69	9.52	50.0	7.9	97	9.50	198.0	2.30	13.05
K287453		4.19	4.88	19.6	600	1.55	15.90	7.41	28.6	55.3	8.2	96	6.66	269	2.77	13.20
K287454		24.6	3.93	1190	370	1.22	89.7	8.55	316	44.1	13.7	58	4.92	1950	5.82	11.70
K287455		1.18	4.70	28.6	890	1.61	11.55	7.30	75.9	50.7	8.6	81	6.10	392	3.51	12.40
K287456		0.71	4.66	29.0	1040	1.62	6.87	7.38	75.5	50.9	7.8	77	5.60	349	2.87	12.15
K287457		1.55	4.91	134.5	1700	1.61	6.40	7.24	25.0	52.3	8.1	87	10.55	274	2.39	12.85
K287458		9.42	4.45	60.7	1830	1.48	31.4	7.04	61.1	51.9	9.3	70	7.62	419	2.62	11.85
K287459		1.19	4.49	297	2700	1.75	2.12	7.48	6.16	52.6	8.7	71	7.35	133.5	2.42	12.55
K287460		1.34	4.54	284	2770	1.71	2.41	7.43	6.73	52.0	8.6	72	7.47	130.5	2.42	12.50
K287461		2.27	3.50	151	1050	1.64	4.31	12.60	4.98	47.3	5.5	35	5.34	66.1	2.62	11.55
K287462		26.0	4.62	1275	2160	1.36	48.4	9.05	25.2	54.3	6.3	59	5.31	309	3.30	13.20
K287463		44.4	4.49	4460	1670	1.32	86.0	8.60	77.1	54.9	8.1	61	6.08	167.0	2.98	12.55
K287464		7.69	3.93	447	1500	1.20	13.15	10.35	13.20	50.3	5.0	48	5.34	239	2.11	10.50
K287465		19.10	3.97	168.5	1110	1.25	36.5	7.84	39.3	46.7	5.6	51	6.45	97.0	2.04	10.55
K287466		22.8	3.68	947	790	1.03	79.2	7.90	293	45.9	12.3	53	4.57	1730	5.50	10.85
K287467		2.13	4.21	66.7	1950	1.30	3.45	9.91	7.91	45.6	6.2	56	4.81	141.0	2.48	11.20
K287468		4.34	3.91	42	1820	1.24	8.53	10.10	9.38	46.7	6.5	73	5.70	102.0	2.00	10.70
K287469		8.74	4.27	75	1380	1.31	16.45	12.50	16.15	51.4	6.8	55	5.58	156.0	2.20	11.00
K287470		5.36	3.95	74	1540	1.11	9.35	10.05	10.40	49.2	5.5	55	6.50	85.2	2.11	9.96
K287471		7.68	3.69	115.0	1400	1.07	13.90	9.92	6.67	45.3	5.2	50	5.31	74.9	2.12	9.24
K287472		10.05	3.82	88	960	1.16	17.50	11.10	10.75	47.3	5.0	48	4.65	123.5	2.32	9.86
K287473		12.25	4.73	230	840	1.32	21.9	9.70	20.2	54.1	6.4	72	6.00	138.0	2.30	12.50
K287474		22.0	3.65	387	300	0.92	42.3	11.25	83.9	40.1	5.8	34	3.37	748	2.74	10.80
K287475		22.5	4.93	780	2000	2.00	39.7	8.36	73.0	65.0	7.8	52	7.26	1070	2.44	13.25
K287476		41.2	5.83	3940	1100	1.88	30.8	8.86	441	69.9	16.5	66	6.25	7820	4.37	14.95
K287477		0.04	0.06	<5	20	0.06	0.12	19.85	0.35	1.24	0.6	<1	0.15	6.7	0.47	0.20
K287478		13.40	6.05	526	1160	1.85	18.35	8.40	29.4	61.3	5.4	71	6.21	1580	2.41	14.05
K287479		82.2	4.09	1180	370	1.24	146.5	12.15	453	51.4	13.3	60	2.64	5210	4.42	12.00
K287480		>100	3.28	213	190	0.74	1080	12.00	>1000	48.5	20.7	40	1.37	2340	4.59	10.85
K287481		0.49	0.06	5	20	0.06	1.12	19.95	2.11	1.35	0.6	<1	0.15	11.8	0.48	0.22
K287482		10.30	4.46	1005	1650	1.34	21.3	8.69	31.5	61.5	6.1	50	5.01	203	2.02	9.03
K287483		7.84	4.62	509	900	1.34	15.10	8.99	13.15	58.1	5.9	41	4.63	231	1.91	9.45
K287484		7.76	4.18	248	770	1.20	13.35	8.91	47.3	50.6	5.0	30	5.50	271	1.72	8.54
K287485		9.49	3.87	266	680	1.12	14.80	9.50	17.40	52.1	5.2	33	4.81	334	1.89	8.68
K287486		90.6	3.69	6590	830	0.95	175.0	7.57	625	50.9	19.2	41	4.10	521	2.99	8.92

Comments: **RE-ASSAY RESULTS FOR SAMPLES ORIGINALLY REPORTED ON CERTIFICATE WH12199322**

***** See Appendix Page for comments regarding this certificate *****

ALS Canada Ltd.
2103 Dollarton Hwy
North Vancouver BC V7H 0A7
Phone: 604 984 0221 Fax: 604 984 0218 www.alsglobal.com

To: **SILVER RANGE RESOURCES LTD.**
C/O ARCHER, CATHRO & ASSOCIATES (1981) LIMITED
1016-510 W HASTINGS ST
VANCOUVER BC V6B 1L8

Finalized Date: 17-SEP-2012
Account: RANSIL

Project: KEG (Main - Group 1)

CERTIFICATE OF ANALYSIS WH12214666

Sample Description	Method	ME-MS61	ME-MS61	ME-MS61	ME-MS61	ME-MS61	ME-MS61	ME-MS61	ME-MS61	ME-MS61	ME-MS61	ME-MS61	ME-MS61	ME-MS61	ME-MS61	ME-MS61
	Analyte	Ge	Hf	In	K	La	Li	Mg	Mn	Mo	Na	Nb	Ni	P	Pb	Rb
	Units	ppm	ppm	ppm	%	ppm	ppm	%	ppm	ppm	%	ppm	ppm	ppm	ppm	ppm
	LOR	0.05	0.1	0.005	0.01	0.5	0.2	0.01	5	0.05	0.01	0.1	0.2	10	0.5	0.1
K287451		0.18	1.9	0.809	1.68	29.2	25.5	2.93	1540	10.95	0.26	9.9	44.2	2030	368	81.8
K287452		0.18	2.2	0.176	2.01	29.0	25.6	2.32	1100	37.5	0.35	10.1	76.3	2420	227	97.8
K287453		0.21	2.2	0.726	1.81	32.1	21.1	2.28	921	31.5	0.37	10.6	70.7	3040	303	82.6
K287454		0.35	1.3	24.8	1.43	23.8	33.9	2.17	2770	16.40	0.17	8.6	48.0	860	1545	68.7
K287455		0.20	2.0	3.57	1.67	28.9	25.1	2.43	723	9.73	0.20	10.1	57.6	2550	30.9	76.8
K287456		0.19	2.0	5.57	1.76	29.9	20.5	2.55	637	10.90	0.25	10.0	53.3	3040	13.1	80.2
K287457		0.18	2.2	1.150	2.42	28.7	28.9	2.35	646	50.1	0.27	10.8	75.8	2320	48.7	115.5
K287458		0.24	1.9	1.180	2.10	29.7	27.7	1.81	966	23.1	0.20	9.3	66.4	2100	592	99.0
K287459		0.17	2.0	0.132	2.05	29.3	66.8	2.30	1300	9.09	0.16	9.3	68.6	1990	61.2	112.0
K287460		0.19	1.9	0.142	2.10	28.9	66.6	2.29	1300	8.95	0.16	9.4	66.6	1910	69.8	115.0
K287461		0.15	1.4	0.054	0.79	26.1	56.6	2.35	2770	6.78	0.05	8.4	37.3	1360	163.5	45.3
K287462		0.26	1.9	0.314	1.86	30.9	51.0	2.03	2590	10.25	0.11	9.5	41.4	2280	2090	94.7
K287463		0.39	1.8	1.070	1.82	30.3	46.3	1.43	2190	10.45	0.18	9.0	42.0	1710	3310	96.0
K287464		0.19	1.5	0.224	1.61	28.2	55.5	1.57	1980	6.21	0.11	8.3	30.8	1870	789	89.4
K287465		0.28	1.6	0.483	2.33	25.5	83.6	2.02	1410	2.39	0.10	8.0	31.6	1540	2550	140.0
K287466		0.34	1.2	22.1	1.36	23.7	28.2	2.00	2570	13.85	0.16	7.6	48.1	810	1475	77.7
K287467		0.18	1.6	0.096	1.81	25.8	61.6	3.20	1700	6.34	0.20	8.2	41.5	1660	134.0	92.0
K287468		0.19	1.6	0.102	2.05	26.5	38.4	2.24	1140	11.30	0.20	7.6	49.6	1900	414	106.0
K287469		0.18	1.5	0.131	1.84	28.0	27.3	2.46	1170	27.9	0.16	8.1	55.4	1920	904	96.9
K287470		0.16	1.5	0.127	1.77	26.2	39.0	2.78	1280	6.03	0.21	7.9	47.0	1530	405	96.6
K287471		0.18	1.5	0.068	1.63	24.2	37.9	2.79	1320	5.48	0.19	7.2	43.8	1440	622	86.1
K287472		0.16	1.4	0.175	1.28	26.0	37.6	2.64	1780	7.24	0.09	7.7	38.6	1440	809	78.9
K287473		0.22	1.9	0.144	1.82	29.6	38.0	1.88	1280	16.95	0.15	9.1	46.1	1570	1055	103.0
K287474		0.27	1.3	1.105	0.69	21.7	49.2	1.65	2040	6.73	0.04	6.8	27.8	1270	1700	46.8
K287475		0.21	1.7	1.580	1.61	35.5	36.6	2.57	1170	3.35	0.08	9.1	39.0	940	1250	88.2
K287476		0.42	1.8	7.40	2.20	35.7	49.1	2.19	1630	2.56	0.13	10.9	93.7	920	888	124.5
K287477		0.05	<0.1	0.007	0.02	0.6	1.1	12.60	204	0.14	<0.01	0.2	1.5	160	3.3	1.4
K287478		0.16	2.4	0.287	1.45	29.5	58.6	2.80	1360	1.86	0.26	12.5	59.7	710	497	120.5
K287479		0.52	1.4	7.70	0.41	28.8	28.6	3.21	2790	3.65	0.08	8.1	52.1	1280	3660	24.5
K287480		2.24	1.0	18.80	0.29	29.9	22.7	2.38	3210	3.81	0.02	6.1	29.8	1100	>10000	21.0
K287481		0.07	<0.1	0.036	0.02	0.6	1.1	12.55	210	0.06	<0.01	0.2	1.5	160	24.8	1.3
K287482		0.16	1.7	0.478	2.40	30.4	27.6	2.84	1010	1.83	0.14	9.4	40.7	1030	788	124.5
K287483		0.13	1.6	0.263	1.82	29.1	19.6	2.52	1000	1.62	0.12	8.8	31.8	810	555	92.9
K287484		0.14	1.2	0.655	1.35	22.0	20.2	1.90	1050	0.86	0.11	7.7	23.5	580	446	75.4
K287485		0.12	1.4	0.307	1.37	27.0	38.1	2.54	1050	1.12	0.16	8.3	26.7	690	458	80.7
K287486		0.50	1.3	11.05	2.38	27.1	37.6	2.53	1120	1.77	0.12	7.5	35.4	770	5310	121.0

Comments: **RE-ASSAY RESULTS FOR SAMPLES ORIGINALLY REPORTED ON CERTIFICATE WH12199322**

***** See Appendix Page for comments regarding this certificate *****

ALS Canada Ltd.
2103 Dollarton Hwy
North Vancouver BC V7H 0A7
Phone: 604 984 0221 Fax: 604 984 0218 www.alsglobal.com

To: **SILVER RANGE RESOURCES LTD.**
C/O ARCHER, CATHRO & ASSOCIATES (1981) LIMITED
1016-510 W HASTINGS ST
VANCOUVER BC V6B 1L8

Finalized Date: 17-SEP-2012
Account: RANSIL

Project: KEG (Main - Group 1)

CERTIFICATE OF ANALYSIS WH12214666

Sample Description	Method	ME-MS61	ME-MS61	ME-MS61	ME-MS61	ME-MS61	ME-MS61	ME-MS61	ME-MS61	ME-MS61	ME-MS61	ME-MS61	ME-MS61	ME-MS61	ME-MS61	ME-MS61
	Analyte	Re	S	Sb	Sc	Se	Sn	Sr	Ta	Te	Th	Ti	Tl	U	V	W
	Units	ppm	%	ppm	ppm	ppm	ppm	ppm	ppm	ppm	ppm	%	ppm	ppm	ppm	ppm
	LOR	0.002	0.01	0.05	0.1	1	0.2	0.2	0.05	0.05	0.2	0.005	0.02	0.1	1	0.1
K287451		0.017	0.95	3.63	10.8	15	82.4	247	0.70	0.05	7.5	0.320	0.79	4.1	139	3.7
K287452		0.023	0.76	4.69	10.6	13	94.5	281	0.71	0.07	7.4	0.328	0.93	5.6	359	2.0
K287453		0.023	1.12	4.07	10.8	21	51.7	263	0.75	0.09	7.8	0.330	0.82	5.6	330	1.7
K287454		0.018	2.79	9.29	7.7	60	240	163.0	0.60	0.58	5.9	0.271	0.63	3.2	112	5.7
K287455		0.010	1.68	4.02	10.1	19	31.5	287	0.70	0.09	7.4	0.326	0.72	4.0	160	2.8
K287456		0.011	1.45	2.99	9.8	17	26.4	279	0.70	0.06	7.5	0.321	0.73	4.0	159	15.4
K287457		0.030	1.08	5.60	10.9	15	31.9	264	0.78	0.06	8.1	0.341	1.10	6.6	425	2.8
K287458		0.019	1.13	7.03	9.7	27	67.7	230	0.66	0.18	7.1	0.299	0.94	4.5	222	2.4
K287459		0.015	0.56	8.82	10.6	12	63.2	222	0.67	0.06	7.2	0.299	1.01	3.9	150	1.8
K287460		0.016	0.56	9.25	10.6	12	59.6	224	0.66	0.05	7.3	0.299	1.03	3.8	150	1.9
K287461		0.007	0.29	5.82	7.7	7	162.0	173.0	0.60	<0.05	5.9	0.249	0.44	2.9	95	2.5
K287462		0.009	0.68	17.55	8.9	40	281	186.5	0.69	0.13	7.3	0.315	1.02	4.1	164	3.4
K287463		0.015	0.79	10.45	8.0	68	230	207	0.71	0.39	8.0	0.296	1.06	3.5	134	2.1
K287464		0.008	0.23	41.6	7.2	15	257	146.0	0.65	0.09	7.1	0.275	0.75	3.3	113	2.6
K287465		0.007	0.45	32.8	8.1	45	126.5	127.0	0.61	0.15	7.3	0.260	1.31	3.0	86	5.9
K287466		0.019	2.54	8.63	6.7	55	219	154.0	0.59	0.45	6.4	0.247	0.58	3.3	102	5.6
K287467		0.012	0.33	6.58	8.8	11	160.5	166.5	0.61	0.06	7.3	0.261	0.77	3.8	135	1.3
K287468		0.020	0.26	6.52	9.3	17	129.5	182.0	0.59	0.07	7.3	0.256	0.97	4.7	180	1.8
K287469		0.027	0.18	7.97	9.0	18	169.5	224	0.62	0.10	7.6	0.263	0.88	5.4	282	2.0
K287470		0.013	0.26	5.36	8.1	14	172.5	202	0.61	0.06	7.1	0.260	0.82	3.9	122	1.5
K287471		0.013	0.23	4.98	7.2	16	163.5	180.0	0.57	0.08	6.5	0.237	0.73	3.6	108	1.4
K287472		0.008	0.10	4.39	7.1	14	228	118.0	0.60	0.09	6.7	0.248	0.59	3.7	142	1.3
K287473		0.023	0.28	7.51	8.4	30	186.0	170.0	0.73	0.12	8.3	0.299	0.98	4.8	365	1.8
K287474		0.011	0.54	8.77	5.5	48	288	67.1	0.55	0.25	5.7	0.236	0.64	3.0	98	1.7
K287475		0.004	0.20	6.26	9.8	27	155.5	99.9	0.72	0.22	8.8	0.307	0.76	3.8	91	1.2
K287476		0.015	2.51	15.60	11.3	68	480	206	0.84	0.34	9.8	0.358	1.20	5.2	104	1.5
K287477		0.003	0.03	0.31	0.3	<1	0.5	39.7	<0.05	<0.05	<0.2	<0.005	<0.02	0.4	3	0.1
K287478		0.030	0.58	3.44	14.4	14	224	334	0.89	0.14	11.2	0.411	0.91	4.0	121	1.7
K287479		0.025	2.22	9.14	8.9	105	>500	120.0	0.63	0.61	7.8	0.273	0.35	4.6	100	1.3
K287480		0.020	4.03	16.70	5.2	611	>500	52.8	0.47	6.57	6.1	0.206	1.71	3.3	62	1.5
K287481		0.002	0.05	0.14	0.3	1	1.5	47.0	<0.05	<0.05	<0.2	<0.005	0.02	0.9	2	0.1
K287482		0.012	0.26	6.87	9.2	18	74.6	266	0.75	0.19	9.0	0.312	1.01	3.8	80	1.3
K287483		0.007	0.10	6.63	8.1	13	70.2	121.5	0.71	0.14	8.6	0.288	0.82	3.0	61	1.2
K287484		0.007	0.23	5.67	6.7	13	109.5	145.5	0.55	0.10	7.0	0.261	0.64	2.2	46	1.2
K287485		0.007	0.37	4.79	7.3	13	101.0	296	0.66	0.08	7.7	0.273	0.60	2.7	52	1.4
K287486		0.014	2.55	18.85	6.7	124	113.0	228	0.59	0.76	6.9	0.248	1.39	2.7	62	1.2

Comments: **RE-ASSAY RESULTS FOR SAMPLES ORIGINALLY REPORTED ON CERTIFICATE WH12199322**

***** See Appendix Page for comments regarding this certificate *****

ALS Canada Ltd.
2103 Dollarton Hwy
North Vancouver BC V7H 0A7
Phone: 604 984 0221 Fax: 604 984 0218 www.alsglobal.com

To: **SILVER RANGE RESOURCES LTD.**
C/O ARCHER, CATHRO & ASSOCIATES (1981) LIMITED
1016-510 W HASTINGS ST
VANCOUVER BC V6B 1L8

Finalized Date: 17-SEP-2012
Account: RANSIL

Project: KEG (Main - Group 1)

CERTIFICATE OF ANALYSIS WH12214666

Sample Description	Method	ME-MS61	ME-MS61	ME-MS61	Ag-OG62	Pb-OG62	Zn-OG62
	Analyte	Y	Zn	Zr	Ag	Pb	Zn
	Units	ppm	ppm	ppm	ppm	%	%
	LOR	0.1	2	0.5	1	0.001	0.001
K287451		34.5	2340	65.9			
K287452		36.2	602	77.6			
K287453		36.9	1520	78.0			
K287454		22.7	>10000	41.5			1.420
K287455		33.8	4040	70.8			
K287456		35.8	3850	70.3			
K287457		34.5	1280	79.9			
K287458		36.2	3060	67.9			
K287459		35.7	397	69.2			
K287460		34.9	416	69.6			
K287461		32.1	306	45.6			
K287462		37.8	1430	62.8			
K287463		36.3	4060	54.9			
K287464		33.8	806	43.6			
K287465		32.1	2070	51.3			
K287466		24.2	>10000	37.9			1.465
K287467		33.4	483	54.0			
K287468		32.7	563	55.6			
K287469		32.6	927	50.6			
K287470		32.0	648	49.8			
K287471		29.4	398	45.3			
K287472		31.2	594	44.3			
K287473		33.4	919	61.8			
K287474		24.5	4180	36.9			
K287475		32.2	3340	57.1			
K287476		36.9	>10000	59.0			2.23
K287477		0.7	28	<0.5			
K287478		29.5	1440	71.3			
K287479		30.2	>10000	43.3			2.38
K287480		24.0	>10000	24.4	371	2.09	5.00
K287481		0.8	114	0.5			
K287482		32.1	1470	55.9			
K287483		29.4	702	49.7			
K287484		20.9	2160	34.7			
K287485		27.0	822	42.9			
K287486		24.2	>10000	41.6			2.96

Comments: **RE-ASSAY RESULTS FOR SAMPLES ORIGINALLY REPORTED ON CERTIFICATE WH12199322**

***** See Appendix Page for comments regarding this certificate *****

ALS Canada Ltd.
2103 Dollarton Hwy
North Vancouver BC V7H 0A7
Phone: 604 984 0221 Fax: 604 984 0218 www.alsglobal.com

To: **SILVER RANGE RESOURCES LTD.**
C/O ARCHER, CATHRO & ASSOCIATES (1981) LIMITED
1016- 510 W HASTINGS ST
VANCOUVER BC V6B 1L8

Page: Appendix 1
Total # Appendix Pages: 1
Finalized Date: 17- SEP- 2012
Account: RANSIL

Project: KEG (Main - Group 1)

CERTIFICATE OF ANALYSIS WH12214666

Method	CERTIFICATE COMMENTS
ME- MS61	REE's may not be totally soluble in this method.
ME- MS61	Interference: Samples with Ca> 10%on ICP- MS As. ICP- AES As results reported (5 ppm DL)

ALS Canada Ltd.

2103 Dollarton Hwy
North Vancouver BC V7H 0A7
Phone: 604 984 0221 Fax: 604 984 0218 www.alsglobal.com

To: **SILVER RANGE RESOURCES LTD.**
C/O ARCHER, CATHRO & ASSOCIATES (1981) LIMITED
1016-510 W HASTINGS ST
VANCOUVER BC V6B 1L8

Finalized Date: 18-SEP-2012
This copy reported on 19-SEP-2012
Account: RANSIL

CERTIFICATE WH12215610

Project: KEG (MAIN-GROUP1)

P.O. No.: Batch 85

This report is for 36 Drill Core samples submitted to our lab in Whitehorse, YT, Canada on 13-SEP-2012.

The following have access to data associated with this certificate:

JOAN MARIACHER		

SAMPLE PREPARATION

ALS CODE	DESCRIPTION
WEI-25	Wt. of Crushed Reject
FND-03	Find Reject for Addn Analysis
PUL-QC	Pulverizing QC Test
SPL-21	Split sample - riffle splitter
PUL-31	Pulverize split to 85%<75 um
LOG-22	Sample login - Rcd w/o BarCode

ANALYTICAL PROCEDURES

ALS CODE	DESCRIPTION	INSTRUMENT
ME-OG62	Ore Grade Elements - Four Acid	ICP-AES
Pb-OG62	Ore Grade Pb - Four Acid	VARIABLE
Zn-OG62	Ore Grade Zn - Four Acid	VARIABLE
ME-MS61	48 element four acid ICP-MS	

To: **SILVER RANGE RESOURCES LTD.**
ATTN: JOAN MARIACHER
C/O ARCHER, CATHRO & ASSOCIATES (1981) LIMITED
1016-510 W HASTINGS ST
VANCOUVER BC V6B 1L8

This is the Final Report and supersedes any preliminary report with this certificate number. Results apply to samples as submitted. All pages of this report have been checked and approved for release.

***** See Appendix Page for comments regarding this certificate *****

Comments: **RE-ASSAY RESULTS FOR SAMPLES ORIGINALLY REPORTED ON CERTIFICATE WH12202884**

Signature: 

Colin Ramshaw, Vancouver Laboratory Manager

ALS Canada Ltd.
2103 Dollarton Hwy
North Vancouver BC V7H 0A7
Phone: 604 984 0221 Fax: 604 984 0218 www.alsglobal.com

To: **SILVER RANGE RESOURCES LTD.**
C/O ARCHER, CATHRO & ASSOCIATES (1981) LIMITED
1016-510 W HASTINGS ST
VANCOUVER BC V6B 1L8

Finalized Date: 18-SEP-2012
Account: RANSIL

Project: KEG (MAIN-GROUP1)

CERTIFICATE OF ANALYSIS WH12215610

Sample Description	Method	WEI-25	ME-MS61	ME-MS61	ME-MS61	ME-MS61	ME-MS61	ME-MS61	ME-MS61	ME-MS61	ME-MS61	ME-MS61	ME-MS61	ME-MS61	ME-MS61	ME-MS61
	Analyte	Reject W	Ag	Al	As	Ba	Be	Bi	Ca	Cd	Ce	Co	Cr	Cs	Cu	Fe
	Units	kg	ppm	%	ppm	ppm	ppm	ppm	%	ppm	ppm	ppm	ppm	ppm	ppm	%
	LOR	0.001	0.01	0.01	0.2	10	0.05	0.01	0.01	0.02	0.01	0.1	1	0.05	0.2	0.01
K285557		2.64	88.6	4.11	9.3	460	1.19	0.21	7.60	172.0	50.4	6.9	52	3.45	1840	5.73
K285558		2.07	0.22	0.05	<5	20	0.07	0.03	21.2	0.50	1.12	0.5	<1	0.10	6.8	0.45
K285559		5.11	4.11	3.35	9	610	1.05	0.11	14.30	5.95	42.3	3.8	40	5.40	110.5	1.59
K285560		5.82	0.83	3.47	66	710	1.08	0.14	14.25	2.12	42.9	6.8	50	5.27	63.6	1.53
K285561		8.00	1.00	2.79	6	540	0.76	0.34	13.70	3.70	34.4	3.5	33	7.27	69.9	1.29
K285562		7.71	1.29	3.46	166	680	1.04	0.31	14.25	3.64	37.1	5.7	47	8.59	116.0	1.63
K285563		7.01	7.31	3.16	21	880	0.94	0.38	10.95	23.3	37.1	4.6	52	5.12	246	1.89
K285564		<0.001	NSS	NSS	NSS	NSS	NSS	NSS	NSS	NSS	NSS	NSS	NSS	NSS	NSS	NSS
K285565		4.55	1.61	4.57	27.5	1080	1.12	0.29	8.37	4.03	49.9	6.2	85	7.42	154.0	1.86
K285566		4.07	0.71	4.34	10.1	740	1.22	0.08	8.31	3.34	49.7	6.1	61	7.81	121.5	1.73
K285567		8.23	4.63	3.78	33	730	1.12	0.30	13.20	10.90	43.8	5.6	54	6.85	120.5	1.80
K285568		3.50	3.64	4.11	16	670	1.14	0.20	11.90	10.05	47.5	6.6	63	7.30	141.5	2.08
K285569		4.05	52.5	3.66	730	340	0.90	1.46	7.10	156.0	40.9	4.6	51	3.82	1370	4.13
K285570		2.13	0.12	0.04	9	20	<0.05	0.02	20.7	0.22	1.14	0.6	<1	0.09	4.7	0.45
K285571		7.25	1.70	4.27	9	640	1.28	0.77	11.00	6.01	47.9	5.7	56	8.69	173.0	1.95
K285572		7.32	2.81	3.54	310	750	1.04	0.85	12.40	14.55	40.7	4.3	42	4.61	130.5	1.62
K285573		5.99	13.90	4.55	170.5	660	1.38	31.1	5.42	24.3	49.5	10.0	51	7.77	387	4.00
K285574		6.97	1.05	3.99	480	850	1.24	0.88	4.22	1.42	46.9	5.5	60	6.93	140.5	1.64
K285575		7.26	1.39	3.44	15.1	1120	1.04	1.88	4.89	2.12	43.5	4.4	61	3.72	180.5	1.30
K285576		7.74	2.13	3.54	26.3	980	1.04	3.40	3.54	5.70	44.8	7.6	82	3.75	204	2.07
K285577		<0.001	NSS	NSS	NSS	NSS	NSS	NSS	NSS	NSS	NSS	NSS	NSS	NSS	NSS	NSS
K285578		7.80	19.35	3.64	380	930	1.32	25.1	9.10	26.6	49.2	7.5	90	4.63	1290	1.78
K285579		7.69	0.96	2.36	9	660	0.71	1.95	16.75	3.37	27.1	2.2	75	4.50	63.1	1.24
K285580		4.37	0.51	2.23	24	810	0.68	0.57	15.20	1.13	26.6	2.0	65	2.71	28.8	0.74
K285581		3.20	3.20	2.72	32	950	0.87	5.51	13.15	11.20	31.2	2.8	74	3.11	37.8	0.85
K285582		7.18	0.72	2.47	60	870	0.79	0.48	18.50	2.84	30.1	2.8	121	2.51	28.4	1.13
K285583		2.87	0.41	3.64	24.0	780	1.43	1.37	0.63	3.73	34.3	13.3	52	6.22	83.8	1.49
K285584		7.40	0.48	4.07	130.5	600	1.70	1.36	0.97	1.17	41.1	9.0	57	10.10	80.0	1.92
K285585		<0.001	0.52	4.06	101.5	480	1.75	1.34	0.91	1.23	45.1	9.2	55	10.65	81.6	1.89
K285586		6.47	0.30	4.09	18.5	580	1.78	0.68	1.28	1.53	46.6	7.3	62	9.16	75.0	1.98
K285587		6.73	0.45	3.79	260	1310	1.76	1.27	1.13	0.76	41.7	8.9	60	7.99	71.6	1.91
K285588		6.69	0.70	4.10	43.6	1140	1.71	0.68	1.13	0.80	45.4	7.8	66	9.97	67.8	2.07
K285589		6.75	1.57	3.75	20.8	1080	1.78	0.83	1.49	2.34	43.0	7.0	63	8.35	66.7	1.87
K285590		3.12	1.85	3.79	22.0	1110	1.67	0.85	1.40	2.20	44.4	6.8	62	8.64	69.1	1.79
K285591		6.43	4.68	3.86	27.7	740	1.87	16.05	2.09	1.42	36.0	9.3	74	8.13	81.6	2.10
K285592		6.96	0.72	3.96	34.3	850	1.86	1.34	1.78	0.98	42.4	8.6	68	8.55	69.6	1.84

Comments: **RE-ASSAY RESULTS FOR SAMPLES ORIGINALLY REPORTED ON CERTIFICATE WH12202884**

***** See Appendix Page for comments regarding this certificate *****

ALS Canada Ltd.
2103 Dollarton Hwy
North Vancouver BC V7H 0A7
Phone: 604 984 0221 Fax: 604 984 0218 www.alsglobal.com

To: **SILVER RANGE RESOURCES LTD.**
C/O ARCHER, CATHRO & ASSOCIATES (1981) LIMITED
1016-510 W HASTINGS ST
VANCOUVER BC V6B 1L8

Finalized Date: 18-SEP-2012
Account: RANSIL

Project: KEG (MAIN-GROUP1)

CERTIFICATE OF ANALYSIS WH12215610

Sample Description	Method	ME-MS61	ME-MS61	ME-MS61	ME-MS61	ME-MS61	ME-MS61	ME-MS61	ME-MS61	ME-MS61	ME-MS61	ME-MS61	ME-MS61	ME-MS61	ME-MS61	ME-MS61
	Analyte	Ga	Ge	Hf	In	K	La	Li	Mg	Mn	Mo	Na	Nb	Ni	P	Pb
	Units	ppm	ppm	ppm	ppm	%	ppm	ppm	%	ppm	ppm	%	ppm	ppm	ppm	ppm
	LOR	0.05	0.05	0.1	0.005	0.01	0.5	0.2	0.01	5	0.05	0.01	0.1	0.2	10	0.5
K285557		10.50	0.42	2.0	1.050	1.11	26.3	25.7	2.65	587	2.22	0.31	7.3	33.1	930	>10000
K285558		0.15	0.09	<0.1	0.007	0.02	0.5	1.0	13.05	193	0.29	0.01	0.1	1.1	180	65.9
K285559		8.04	0.13	1.7	0.058	1.46	22.3	22.0	2.37	556	2.33	0.24	6.6	26.8	690	927
K285560		8.83	0.17	1.5	0.025	1.99	24.3	16.8	2.18	552	2.52	0.27	6.3	44.3	890	170.0
K285561		6.62	0.15	1.4	0.048	0.99	18.5	14.9	1.82	556	1.59	0.32	4.8	25.7	680	226
K285562		8.84	0.16	1.5	0.069	1.58	20.4	26.3	2.02	550	2.17	0.26	5.7	35.4	860	449
K285563		7.93	0.16	1.3	0.182	0.92	20.0	15.2	1.63	965	7.45	0.19	5.7	34.3	840	2800
K285564		NSS	NSS	NSS	NSS	NSS	NSS	NSS	NSS	NSS	NSS	NSS	NSS	NSS	NSS	NSS
K285565		10.30	0.16	2.0	0.048	2.93	26.7	27.4	1.85	838	19.95	0.18	8.1	50.8	1740	433
K285566		11.85	0.18	1.9	0.038	2.50	25.6	29.9	2.34	400	5.42	0.39	7.9	52.1	1150	97.7
K285567		10.05	0.19	1.6	0.141	2.12	24.0	31.7	2.53	522	23.9	0.27	6.5	48.6	1950	1385
K285568		10.45	0.18	1.7	0.174	1.97	25.8	41.1	1.85	492	60.9	0.26	7.0	64.7	2030	878
K285569		9.59	0.35	1.7	3.01	1.19	20.7	35.1	1.74	564	5.86	0.15	6.7	31.0	1400	9660
K285570		0.13	0.11	<0.1	0.005	0.02	0.5	1.1	12.75	203	0.28	<0.01	0.1	1.4	170	15.7
K285571		9.32	0.17	1.8	0.074	1.33	25.0	34.0	2.37	593	2.67	0.16	7.4	47.0	960	472
K285572		7.61	0.16	1.6	0.214	1.69	22.0	30.5	2.15	593	2.20	0.12	6.4	34.6	800	1050
K285573		10.15	0.20	2.0	0.302	1.60	24.8	35.2	1.91	450	25.8	0.16	7.9	64.9	700	1485
K285574		10.45	0.15	2.2	0.025	1.91	26.3	46.7	1.88	314	5.96	0.11	7.4	38.1	1090	63.0
K285575		8.86	0.17	2.0	0.037	2.07	24.2	32.3	2.29	371	5.48	0.15	6.4	33.7	1430	104.5
K285576		9.28	0.20	2.3	0.084	1.90	26.8	35.1	2.10	307	8.99	0.13	6.3	54.1	2230	320
K285577		NSS	NSS	NSS	NSS	NSS	NSS	NSS	NSS	NSS	NSS	NSS	NSS	NSS	NSS	NSS
K285578		9.48	0.20	2.1	0.157	1.72	31.6	56.5	2.42	527	6.45	0.14	6.6	59.4	3070	1615
K285579		5.38	0.15	1.2	0.027	1.20	18.3	26.0	1.56	293	5.18	0.12	4.3	28.8	4130	144.5
K285580		4.28	0.16	1.2	0.006	1.70	17.5	23.0	1.81	249	1.62	0.10	4.2	14.0	4560	88.4
K285581		5.26	0.21	1.4	0.062	2.04	20.4	32.5	1.82	258	2.94	0.10	4.6	20.2	4310	452
K285582		5.39	0.16	1.4	0.023	1.37	22.5	32.4	1.98	242	3.25	0.19	4.6	27.1	6290	62.9
K285583		9.52	0.15	1.4	0.014	1.69	19.4	27.7	0.48	33	21.4	0.02	7.8	148.0	900	23.3
K285584		11.10	0.18	1.6	0.011	1.76	23.9	39.7	0.63	42	20.6	0.03	9.5	95.7	960	24.2
K285585		11.75	0.16	1.5	0.018	1.75	24.4	42.3	0.64	36	21.8	0.03	9.9	98.1	950	23.8
K285586		10.45	0.17	1.7	0.018	1.76	28.6	51.0	0.82	44	25.8	0.05	11.0	80.4	980	18.3
K285587		9.60	0.17	1.5	0.006	1.80	25.7	39.7	0.64	44	28.0	0.04	12.2	92.9	1010	33.7
K285588		10.65	0.22	1.8	<0.005	2.00	28.0	38.4	0.59	42	25.4	0.05	12.9	96.9	1360	72.7
K285589		9.21	0.18	2.1	0.031	1.72	27.5	43.2	0.62	46	24.2	0.06	11.8	98.8	1790	187.5
K285590		9.16	0.18	1.9	0.029	1.75	27.4	43.3	0.62	43	23.7	0.06	11.6	93.8	1750	235
K285591		9.01	0.21	2.5	0.017	1.31	23.9	61.1	0.97	53	25.2	0.06	7.0	122.5	2750	121.5
K285592		10.50	0.17	1.9	0.014	1.60	27.3	61.9	0.97	50	21.2	0.05	8.8	90.9	2440	24.7

Comments: **RE-ASSAY RESULTS FOR SAMPLES ORIGINALLY REPORTED ON CERTIFICATE WH12202884**

***** See Appendix Page for comments regarding this certificate *****

ALS Canada Ltd.
2103 Dollarton Hwy
North Vancouver BC V7H 0A7
Phone: 604 984 0221 Fax: 604 984 0218 www.alsglobal.com

To: **SILVER RANGE RESOURCES LTD.**
C/O ARCHER, CATHRO & ASSOCIATES (1981) LIMITED
1016-510 W HASTINGS ST
VANCOUVER BC V6B 1L8

Finalized Date: 18-SEP-2012
Account: RANSIL

Project: KEG (MAIN-GROUP1)

CERTIFICATE OF ANALYSIS WH12215610

Sample Description	Method	ME-MS61	ME-MS61	ME-MS61	ME-MS61	ME-MS61	ME-MS61	ME-MS61	ME-MS61	ME-MS61	ME-MS61	ME-MS61	ME-MS61	ME-MS61	ME-MS61	ME-MS61
	Analyte	Rb	Re	S	Sb	Sc	Se	Sn	Sr	Ta	Te	Th	Ti	Tl	U	V
	Units	ppm	ppm	%	ppm	ppm	ppm	ppm	ppm	ppm	ppm	ppm	%	ppm	ppm	ppm
	LOR	0.1	0.002	0.01	0.05	0.1	1	0.2	0.2	0.05	0.05	0.2	0.005	0.02	0.1	1
K285557		57.5	0.011	4.14	90.0	7.8	152	>500	281	0.62	0.25	7.5	0.270	0.82	3.5	71
K285558		0.8	0.003	0.01	0.29	0.1	1	3.5	45.0	<0.05	<0.05	<0.2	<0.005	<0.02	0.7	2
K285559		78.0	0.010	0.48	6.16	6.7	12	75.6	422	0.50	<0.05	6.2	0.229	0.77	3.0	55
K285560		105.0	0.013	0.42	3.61	7.6	7	38.2	463	0.51	<0.05	5.9	0.220	1.09	3.7	70
K285561		47.6	0.011	0.45	2.36	5.0	7	41.6	288	0.41	<0.05	4.9	0.184	0.49	2.7	47
K285562		88.9	0.009	0.60	4.93	6.7	12	44.3	352	0.44	0.11	5.7	0.207	1.03	3.4	66
K285563		49.4	0.021	0.93	8.80	6.2	31	155.0	285	0.46	0.15	4.9	0.196	0.58	3.1	110
K285564		NSS	NSS	NSS	NSS	NSS	NSS	NSS	NSS	NSS	NSS	NSS	NSS	NSS	NSS	NSS
K285565		154.0	0.026	0.76	6.21	8.4	15	57.6	319	0.65	<0.05	7.5	0.290	1.75	4.9	273
K285566		149.5	0.011	0.67	5.77	9.2	13	44.0	269	0.59	<0.05	7.3	0.268	1.61	3.2	116
K285567		136.5	0.025	0.76	5.68	7.3	26	67.6	286	0.50	0.10	6.3	0.233	1.94	4.8	242
K285568		141.5	0.078	1.00	6.36	8.2	23	59.3	264	0.55	0.08	6.8	0.251	2.49	10.2	445
K285569		88.6	0.013	2.90	35.0	6.4	114	>500	187.5	0.54	0.35	6.1	0.242	1.05	3.0	100
K285570		0.8	0.003	0.01	0.11	0.1	2	1.7	45.5	<0.05	<0.05	<0.2	<0.005	<0.02	0.7	3
K285571		66.3	0.019	0.65	13.70	8.6	18	46.1	335	0.57	0.08	7.1	0.264	0.70	4.2	83
K285572		83.5	0.016	0.54	16.25	6.6	21	43.1	310	0.52	<0.05	6.1	0.229	0.94	3.3	67
K285573		82.2	0.051	2.28	28.3	10.4	33	45.2	525	0.63	0.33	7.4	0.282	0.93	5.1	152
K285574		115.5	0.036	0.56	98.4	11.1	12	35.4	141.5	0.60	0.09	6.7	0.246	1.05	4.5	93
K285575		100.0	0.034	0.33	14.30	8.7	10	32.1	231	0.50	0.05	6.1	0.230	1.00	4.4	83
K285576		95.0	0.068	1.02	26.8	11.8	22	28.6	182.0	0.52	0.24	6.4	0.224	0.90	7.7	126
K285577		NSS	NSS	NSS	NSS	NSS	NSS	NSS	NSS	NSS	NSS	NSS	NSS	NSS	NSS	NSS
K285578		96.6	0.050	0.78	52.5	10.4	34	104.0	228	0.52	0.17	6.4	0.238	0.98	6.6	134
K285579		59.6	0.019	0.36	5.50	4.6	10	16.7	395	0.33	<0.05	3.8	0.155	0.65	3.7	75
K285580		76.9	0.008	0.03	2.43	3.8	3	21.4	402	0.33	<0.05	3.8	0.158	0.80	2.7	36
K285581		93.5	0.010	0.09	4.26	5.0	16	26.9	336	0.39	0.14	4.5	0.175	0.99	3.6	51
K285582		66.4	0.015	0.35	5.28	6.2	11	6.1	447	0.36	<0.05	4.5	0.167	0.79	4.8	79
K285583		97.7	0.057	0.91	4.69	5.5	11	13.1	38.1	0.58	0.08	6.6	0.183	1.40	11.0	537
K285584		111.5	0.025	1.20	7.36	7.3	14	15.9	103.5	0.67	0.06	7.0	0.200	1.48	8.4	408
K285585		117.5	0.028	1.23	7.78	7.6	14	16.5	108.0	0.67	0.12	6.9	0.199	1.54	8.5	401
K285586		116.0	0.034	1.25	5.47	8.1	14	10.1	149.0	0.74	0.06	7.1	0.206	1.77	10.1	422
K285587		115.5	0.038	1.20	5.68	7.1	15	13.6	132.0	0.86	0.35	6.6	0.196	1.79	10.1	507
K285588		122.5	0.034	1.42	9.77	7.6	18	17.6	145.0	0.85	0.10	7.6	0.214	1.99	8.8	510
K285589		108.0	0.032	1.20	7.56	6.9	16	11.4	153.5	0.82	0.09	7.0	0.202	1.80	9.1	432
K285590		110.0	0.032	1.11	7.44	7.1	16	12.1	169.0	0.82	0.11	7.4	0.204	1.80	9.1	424
K285591		93.0	0.039	1.26	11.30	6.4	18	8.4	146.0	0.51	0.38	7.0	0.196	1.65	7.9	524
K285592		110.5	0.031	0.90	5.07	8.0	11	9.9	169.5	0.58	<0.05	7.1	0.206	1.74	7.2	486

Comments: **RE-ASSAY RESULTS FOR SAMPLES ORIGINALLY REPORTED ON CERTIFICATE WH12202884**

***** See Appendix Page for comments regarding this certificate *****

ALS Canada Ltd.
2103 Dollarton Hwy
North Vancouver BC V7H 0A7
Phone: 604 984 0221 Fax: 604 984 0218 www.alsglobal.com

To: **SILVER RANGE RESOURCES LTD.**
C/O ARCHER, CATHRO & ASSOCIATES (1981) LIMITED
1016-510 W HASTINGS ST
VANCOUVER BC V6B 1L8

Finalized Date: 18-SEP-2012
Account: RANSIL

Project: KEG (MAIN-GROUP1)

CERTIFICATE OF ANALYSIS WH12215610

Sample Description	Method	ME-MS61	ME-MS61	ME-MS61	ME-MS61	Pb-OG62	Zn-OG62
	Analyte	W	Y	Zn	Zr	Pb	Zn
	Units	ppm	ppm	ppm	ppm	%	%
	LOR	0.1	0.1	2	0.5	0.001	0.001
K285557		1.1	24.9	>10000	65.6	2.43	1.515
K285558		0.1	0.9	56	<0.5		
K285559		0.8	20.2	514	55.0		
K285560		0.8	23.0	174	52.5		
K285561		0.8	17.2	265	42.2		
K285562		0.8	19.9	284	47.6		
K285563		1.0	19.5	1860	46.4		
K285564		NSS	NSS	NSS	NSS		
K285565		1.3	29.0	305	76.3		
K285566		0.9	26.3	244	69.6		
K285567		1.1	25.8	737	56.9		
K285568		1.6	30.0	674	63.5		
K285569		1.1	23.5	>10000	56.3		1.140
K285570		0.1	0.8	26	<0.5		
K285571		1.0	24.4	400	62.4		
K285572		1.8	20.6	945	49.4		
K285573		1.2	25.9	1310	67.2		
K285574		2.3	32.4	105	76.0		
K285575		0.8	30.6	124	66.2		
K285576		1.1	37.5	358	77.2		
K285577		NSS	NSS	NSS	NSS		
K285578		1.5	41.9	1260	72.6		
K285579		0.8	21.4	142	41.0		
K285580		0.7	21.3	82	39.1		
K285581		0.8	24.8	499	45.1		
K285582		0.9	29.8	109	47.2		
K285583		1.6	18.5	138	45.9		
K285584		2.3	21.2	115	52.2		
K285585		2.2	22.1	116	56.9		
K285586		1.3	28.0	114	60.1		
K285587		1.4	24.5	75	50.3		
K285588		1.3	25.3	66	64.7		
K285589		1.2	25.9	188	64.7		
K285590		1.3	26.4	160	74.0		
K285591		1.7	30.3	115	63.1		
K285592		1.6	31.4	66	70.3		

Comments: **RE-ASSAY RESULTS FOR SAMPLES ORIGINALLY REPORTED ON CERTIFICATE WH12202884**

***** See Appendix Page for comments regarding this certificate *****

ALS Canada Ltd.
2103 Dollarton Hwy
North Vancouver BC V7H 0A7
Phone: 604 984 0221 Fax: 604 984 0218 www.alsglobal.com

To: **SILVER RANGE RESOURCES LTD.**
C/O ARCHER, CATHRO & ASSOCIATES (1981) LIMITED
1016- 510 W HASTINGS ST
VANCOUVER BC V6B 1L8

Finalized Date: 18- SEP- 2012
Account: RANSIL

Project: KEG (MAIN- GROUP1)

CERTIFICATE OF ANALYSIS WH12215610

Method	CERTIFICATE COMMENTS
ALL METHODS	NSS is non- sufficient sample.
ME- MS61	REE's may not be totally soluble in this method.
ME- MS61	Interference: Samples with Ca> 10% on ICP- MS As. ICP- AES As results reported (5 ppm DL)

ALS Canada Ltd.

2103 Dollarton Hwy
North Vancouver BC V7H 0A7
Phone: 604 984 0221 Fax: 604 984 0218 www.alsglobal.com

To: **SILVER RANGE RESOURCES LTD.**
C/O ARCHER, CATHRO & ASSOCIATES (1981) LIMITED
1016-510 W HASTINGS ST
VANCOUVER BC V6B 1L8

Finalized Date: 27-SEP-2012
This copy reported on 1-OCT-2012
Account: RANSIL

CERTIFICATE WH12221692

Project: KEG (MAIN-GROUP 1)

P.O. No.: Batch 88

This report is for 36 Drill Core samples submitted to our lab in Whitehorse, YT, Canada on 18-SEP-2012.

The following have access to data associated with this certificate:

MATT DUMALA	JOAN MARIACHER	HEATHER SMITH

SAMPLE PREPARATION

ALS CODE	DESCRIPTION
FND-02	Find Sample for Addn Analysis

ANALYTICAL PROCEDURES

ALS CODE	DESCRIPTION	INSTRUMENT
Cu-OG62	Ore Grade Cu - Four Acid	VARIABLE
Zn-OG62	Ore Grade Zn - Four Acid	VARIABLE
ME-MS61	48 element four acid ICP-MS	
ME-OG62	Ore Grade Elements - Four Acid	ICP-AES

To: **SILVER RANGE RESOURCES LTD.**
ATTN: JOAN MARIACHER
C/O ARCHER, CATHRO & ASSOCIATES (1981) LIMITED
1016-510 W HASTINGS ST
VANCOUVER BC V6B 1L8

This is the Final Report and supersedes any preliminary report with this certificate number. Results apply to samples as submitted. All pages of this report have been checked and approved for release.

***** See Appendix Page for comments regarding this certificate *****

Comments: **RE-ASSAY RESULTS FOR SAMPLES ORIGINALLY REPORTED ON CERTIFICATE WH12204987**

Signature:



Colin Ramshaw, Vancouver Laboratory Manager

ALS Canada Ltd.
2103 Dollarton Hwy
North Vancouver BC V7H 0A7
Phone: 604 984 0221 Fax: 604 984 0218 www.alsglobal.com

To: **SILVER RANGE RESOURCES LTD.**
C/O ARCHER, CATHRO & ASSOCIATES (1981) LIMITED
1016-510 W HASTINGS ST
VANCOUVER BC V6B 1L8

Finalized Date: 27-SEP-2012
Account: RANSIL

Project: KEG (MAIN-GROUP 1)

CERTIFICATE OF ANALYSIS WH12221692

Sample Description	Method	ME-MS61	ME-MS61	ME-MS61	ME-MS61	ME-MS61	ME-MS61	ME-MS61	ME-MS61	ME-MS61	ME-MS61	ME-MS61	ME-MS61	ME-MS61	ME-MS61	ME-MS61
	Analyte	Ag	Al	As	Ba	Be	Bi	Ca	Cd	Ce	Co	Cr	Cs	Cu	Fe	Ga
	Units	ppm	%	ppm	ppm	ppm	ppm	%	ppm	ppm	ppm	ppm	ppm	ppm	%	ppm
	LOR	0.01	0.01	0.2	10	0.05	0.01	0.01	0.02	0.01	0.1	1	0.05	0.2	0.01	0.05
K285665		5.00	5.12	1260	1160	1.49	8.65	6.56	27.3	63.5	5.9	75	16.35	370	2.32	13.75
K285666		43.4	3.35	>10000	30	1.21	34.8	10.40	>1000	30.9	21.4	33	0.77	>10000	6.90	15.00
K285667		4.09	5.48	562	1310	1.81	7.43	6.87	16.15	63.8	8.0	129	17.10	452	2.18	14.55
K285668		95.6	3.24	2430	70	1.94	235	16.30	43.4	40.8	5.8	55	0.57	243	4.73	16.20
K285669		0.17	0.05	8	20	0.06	0.38	21.2	0.31	1.41	1.3	<1	0.12	5.4	0.45	0.38
K285670		14.20	3.96	5020	740	1.30	29.9	9.67	22.6	52.6	6.4	48	3.26	137.5	2.71	12.50
K285671		13.85	4.47	2150	1450	1.35	27.7	7.99	25.1	54.7	5.9	62	7.34	236	2.16	11.85
K285672		7.00	3.88	1010	540	1.56	10.35	11.45	222	41.0	6.0	46	4.80	1490	3.59	12.40
K285673		7.17	5.19	152.0	1110	1.82	13.05	6.88	35.0	67.2	8.4	90	12.15	188.5	2.50	14.10
K285674		13.85	4.96	379	1020	1.57	29.1	7.85	31.1	59.7	7.7	73	14.40	411	2.56	13.60
K285675		13.25	5.06	350	1060	1.66	27.6	8.01	28.9	62.5	7.9	74	13.40	406	2.58	13.00
K285676		14.25	5.00	752	1280	1.63	28.4	8.17	30.0	58.4	5.8	63	18.60	246	2.42	12.85
K285677		12.20	3.85	3650	810	1.38	23.2	9.12	24.0	49.5	6.8	54	8.47	644	2.91	10.55
K285678		5.08	4.17	1155	1050	1.40	9.47	7.95	22.4	53.6	6.7	48	25.4	275	2.39	11.45
K285679		1.00	4.03	1960	940	1.20	0.96	8.95	39.8	56.4	5.6	51	29.0	350	1.89	10.65
K285680		22.3	3.70	1110	490	1.33	85.9	7.89	299	46.9	13.0	52	5.12	1760	5.43	12.15
K285681		0.79	4.05	2160	780	1.43	0.83	7.77	4.74	51.3	6.7	54	11.45	216	2.28	11.50
K285682		0.66	4.98	40.5	1380	1.86	0.92	5.54	1.72	58.8	9.1	83	14.20	218	2.06	13.75
K285683		1.48	4.25	71.3	940	1.47	2.72	7.47	8.78	52.6	7.1	72	10.55	117.0	2.24	11.50
K285684		3.00	4.49	235	1140	1.63	5.37	7.42	3.99	59.8	7.0	77	11.75	131.5	2.00	12.00
K285685		22.2	3.70	1090	600	1.23	84.7	7.98	298	46.2	12.4	53	5.00	1730	5.44	11.95
K285686		10.70	4.33	255	1510	1.63	20.7	7.94	24.5	57.7	7.6	79	11.80	258	2.26	11.20
K285687		5.78	3.60	137	530	1.27	11.00	13.25	16.75	48.3	4.4	64	2.59	226	2.24	11.05
K285688		2.82	4.33	89.8	530	1.30	5.33	8.48	31.7	39.3	3.4	73	2.75	243	1.66	11.90
K285689		4.84	4.12	168.5	1140	1.13	8.95	6.73	15.45	38.7	5.6	55	4.91	308	2.12	10.60
K285690		3.74	4.40	1460	1350	1.34	2.73	5.84	10.70	46.3	8.4	57	10.25	431	2.23	11.15
K285691		6.57	4.23	1940	840	1.14	1.25	6.68	13.75	43.3	6.9	54	14.90	2090	2.13	10.60
K285692		1.43	4.30	670	790	1.07	0.82	6.82	10.05	41.9	6.1	46	21.0	474	1.82	10.55
K285693		3.42	3.07	1580	770	1.03	9.06	7.55	5.13	37.5	5.8	43	7.55	537	2.10	8.30
K285694		0.59	4.11	117.0	580	1.21	0.92	4.35	0.88	43.0	8.1	72	7.02	101.5	1.81	11.20
K285695		0.29	5.10	53.0	810	1.35	0.46	4.68	0.23	56.4	8.8	63	8.14	62.5	1.95	13.50
K285696		0.30	4.42	75.9	590	1.21	0.40	6.20	0.47	46.4	7.4	67	10.80	91.2	1.84	11.95
K285697		0.30	4.61	25.3	810	1.44	0.40	4.77	0.59	50.8	8.5	67	6.07	79.7	2.00	12.45
K285698		0.01	0.05	<5	110	0.07	0.01	20.9	0.07	1.29	1.1	<1	0.14	2.6	0.42	0.23
K285699		0.40	4.20	44.3	770	1.36	0.28	5.32	0.90	43.0	8.7	73	5.17	85.6	2.11	12.35
K285700		2.67	4.53	40.6	1300	1.56	6.79	9.11	5.83	42.8	8.8	59	8.20	85.6	2.23	13.10

Comments: **RE-ASSAY RESULTS FOR SAMPLES ORIGINALLY REPORTED ON CERTIFICATE WH12204987**

***** See Appendix Page for comments regarding this certificate *****

ALS Canada Ltd.
2103 Dollarton Hwy
North Vancouver BC V7H 0A7
Phone: 604 984 0221 Fax: 604 984 0218 www.alsglobal.com

To: **SILVER RANGE RESOURCES LTD.**
C/O ARCHER, CATHRO & ASSOCIATES (1981) LIMITED
1016-510 W HASTINGS ST
VANCOUVER BC V6B 1L8

Finalized Date: 27-SEP-2012
Account: RANSIL

Project: KEG (MAIN-GROUP 1)

CERTIFICATE OF ANALYSIS WH12221692

Sample Description	Method	ME-MS61	ME-MS61	ME-MS61	ME-MS61	ME-MS61	ME-MS61	ME-MS61	ME-MS61	ME-MS61	ME-MS61	ME-MS61	ME-MS61	ME-MS61	ME-MS61	ME-MS61
	Analyte	Ge	Hf	In	K	La	Li	Mg	Mn	Mo	Na	Nb	Ni	P	Pb	Rb
	Units	ppm	ppm	ppm	%	ppm	ppm	%	ppm	ppm	%	ppm	ppm	ppm	ppm	ppm
	LOR	0.05	0.1	0.005	0.01	0.5	0.2	0.01	5	0.05	0.01	0.1	0.2	10	0.5	0.1
K285665		0.26	1.9	0.239	2.42	36.4	30.6	2.08	1180	14.05	0.41	10.1	51.3	1620	325	133.0
K285666		0.49	1.1	19.20	0.02	18.3	21.4	1.20	4040	11.25	0.01	7.7	44.1	850	1355	1.6
K285667		0.22	2.3	0.142	2.48	35.6	41.6	2.02	930	27.2	0.47	11.0	68.9	1830	254	143.5
K285668		0.47	1.0	0.325	0.11	25.6	76.0	3.19	4890	10.35	0.03	6.5	40.0	1530	5720	6.3
K285669		0.10	<0.1	0.009	0.02	0.7	1.5	12.75	203	0.16	0.01	0.3	3.1	200	13.1	0.9
K285670		0.24	1.5	0.141	1.39	31.3	61.7	2.47	2740	4.67	0.18	8.1	44.2	1450	917	75.5
K285671		0.22	1.8	0.277	1.79	32.4	81.8	2.46	1620	14.30	0.24	9.1	60.3	1590	1180	104.5
K285672		0.22	1.4	3.52	0.39	24.8	99.1	2.77	3830	6.61	0.12	7.0	41.3	1640	398	22.9
K285673		0.26	2.3	0.245	2.53	38.3	49.7	2.70	1080	10.50	0.48	10.1	60.4	2830	626	139.0
K285674		0.27	2.1	0.600	2.42	36.9	41.9	2.67	1360	5.09	0.39	9.5	48.0	2130	1225	135.0
K285675		0.26	2.0	0.540	2.50	35.5	40.3	2.77	1370	5.28	0.40	9.6	49.6	2220	1225	133.0
K285676		0.21	1.9	0.490	2.04	33.6	47.6	2.35	1620	7.70	0.32	9.8	40.1	1780	1480	111.5
K285677		0.21	1.5	0.473	1.41	28.7	54.7	2.77	2190	7.22	0.17	8.3	38.8	2110	1005	82.0
K285678		0.19	1.7	0.271	1.76	31.1	53.4	2.69	1600	5.50	0.22	8.7	43.6	1950	399	99.5
K285679		0.17	1.7	0.671	1.24	32.2	54.6	1.96	1560	6.16	0.17	9.0	48.6	1710	23.2	73.5
K285680		0.37	1.3	26.2	1.32	27.6	41.5	1.97	2540	15.95	0.15	8.0	51.8	830	1430	73.4
K285681		0.20	1.8	0.128	1.76	29.3	48.7	2.99	1280	5.04	0.23	8.5	58.3	1530	15.5	97.7
K285682		0.20	2.2	0.057	2.47	35.9	57.2	2.32	558	12.85	0.28	9.6	78.9	2320	20.0	137.5
K285683		0.22	1.8	0.116	1.86	33.1	95.5	2.41	1240	11.10	0.23	8.8	63.6	3330	122.0	101.5
K285684		0.20	2.1	0.056	2.21	35.4	57.7	2.24	732	9.18	0.25	8.9	61.1	3100	353	119.0
K285685		0.36	1.4	24.8	1.30	26.4	38.7	1.96	2510	15.60	0.15	7.8	51.3	820	1430	71.8
K285686		0.22	1.9	0.312	1.90	35.3	61.0	2.40	1100	11.30	0.22	8.9	60.2	3240	1300	102.0
K285687		0.20	1.6	0.263	0.91	28.6	42.4	0.83	1680	10.15	0.03	7.1	34.9	2280	566	49.4
K285688		0.18	1.8	0.359	1.10	22.5	29.7	0.69	1040	11.60	0.04	8.5	28.8	2720	329	55.6
K285689		0.15	1.5	0.166	1.98	20.7	39.7	1.00	826	7.48	0.09	8.5	32.7	980	391	105.5
K285690		0.19	1.7	0.126	2.02	23.7	36.1	1.95	544	3.56	0.21	9.0	41.5	670	92.6	105.5
K285691		0.15	1.5	0.507	1.45	22.1	24.7	2.23	575	1.92	0.23	8.7	51.2	600	16.0	70.0
K285692		0.13	1.5	0.191	1.27	21.0	26.6	2.27	585	1.76	0.25	8.9	27.4	600	11.3	63.2
K285693		0.14	1.2	0.143	1.21	20.5	35.7	3.09	629	2.62	0.17	6.0	25.4	600	52.3	63.6
K285694		0.21	1.6	0.024	1.77	22.3	45.8	1.82	242	5.37	0.15	7.5	39.2	800	18.3	104.5
K285695		0.18	2.1	0.021	2.11	27.9	49.0	2.18	274	2.77	0.18	9.8	42.6	600	7.2	120.0
K285696		0.17	1.6	0.030	1.62	24.0	34.3	3.02	363	1.60	0.15	7.7	36.1	490	10.6	90.0
K285697		0.15	1.8	0.026	1.89	25.9	38.6	2.56	278	2.03	0.15	8.3	46.6	540	7.0	113.0
K285698		0.06	<0.1	<0.005	0.02	0.6	1.2	12.85	186	0.27	<0.01	0.3	1.0	220	1.3	1.1
K285699		0.15	1.6	0.028	1.73	23.2	34.5	2.41	315	2.13	0.14	7.4	43.1	630	5.7	92.3
K285700		0.14	1.7	0.072	1.97	24.0	45.1	1.63	1040	2.15	0.11	8.3	44.5	670	252	130.0

Comments: **RE-ASSAY RESULTS FOR SAMPLES ORIGINALLY REPORTED ON CERTIFICATE WH12204987**

***** See Appendix Page for comments regarding this certificate *****

ALS Canada Ltd.
2103 Dollarton Hwy
North Vancouver BC V7H 0A7
Phone: 604 984 0221 Fax: 604 984 0218 www.alsglobal.com

To: **SILVER RANGE RESOURCES LTD.**
C/O ARCHER, CATHRO & ASSOCIATES (1981) LIMITED
1016-510 W HASTINGS ST
VANCOUVER BC V6B 1L8

Finalized Date: 27-SEP-2012
Account: RANSIL

Project: KEG (MAIN-GROUP 1)

CERTIFICATE OF ANALYSIS WH12221692

Sample Description	Method	ME-MS61	ME-MS61	ME-MS61	ME-MS61	ME-MS61	ME-MS61	ME-MS61	ME-MS61	ME-MS61	ME-MS61	ME-MS61	ME-MS61	ME-MS61	ME-MS61	ME-MS61
	Analyte	Re	S	Sb	Sc	Se	Sn	Sr	Ta	Te	Th	Ti	Tl	U	V	W
	Units	ppm	%	ppm	ppm	ppm	ppm	ppm	ppm	ppm	ppm	%	ppm	ppm	ppm	ppm
	LOR	0.002	0.01	0.05	0.1	1	0.2	0.2	0.05	0.05	0.2	0.005	0.02	0.1	1	0.1
K285665		0.015	0.66	6.50	10.4	14	95.3	311	0.71	0.07	8.5	0.325	1.07	4.3	208	1.3
K285666		0.012	6.78	17.20	4.7	99	>500	38.4	0.54	0.51	6.2	0.243	0.22	4.0	193	1.7
K285667		0.032	0.77	9.79	11.9	21	73.7	322	0.82	0.08	9.8	0.362	1.23	6.5	415	1.6
K285668		0.006	0.90	30.7	7.0	97	421	49.8	0.48	0.59	5.4	0.213	0.59	3.8	125	1.3
K285669		<0.002	<0.01	0.11	0.3	2	0.8	48.6	<0.05	<0.05	<0.2	<0.005	<0.02	0.7	4	0.1
K285670		0.012	0.45	10.60	8.3	24	283	195.5	0.59	0.23	7.1	0.270	0.78	3.5	111	1.1
K285671		0.015	0.40	11.65	9.4	25	142.5	284	0.70	0.18	8.3	0.294	1.00	4.9	192	1.9
K285672		0.010	1.34	13.80	7.2	23	329	152.5	0.55	0.10	6.2	0.239	0.25	3.5	115	2.7
K285673		0.020	0.83	4.54	11.6	30	53.1	284	0.73	0.13	9.3	0.319	1.47	5.0	162	1.9
K285674		0.009	0.85	4.52	10.8	36	102.5	253	0.68	0.22	9.1	0.314	1.21	4.1	132	16.0
K285675		0.009	0.86	4.44	10.9	35	101.0	262	0.72	0.20	9.1	0.321	1.26	4.1	135	14.6
K285676		0.009	0.44	5.38	9.5	24	122.0	286	0.70	0.20	8.6	0.325	1.11	3.7	135	1.6
K285677		0.009	0.56	6.20	7.5	25	172.5	149.5	0.64	0.28	7.1	0.274	0.71	3.4	111	1.3
K285678		0.006	0.42	3.57	8.5	17	126.5	183.5	0.63	0.09	8.0	0.293	0.94	3.7	118	1.5
K285679		0.011	0.28	6.00	7.7	9	113.5	213	0.67	0.06	7.8	0.291	0.66	3.8	134	1.2
K285680		0.018	2.59	9.36	7.2	59	229	156.5	0.57	0.61	6.6	0.250	0.65	3.5	108	7.1
K285681		0.010	0.48	5.41	8.7	13	48.9	178.0	0.63	0.08	7.3	0.272	0.80	3.4	120	1.1
K285682		0.017	0.94	4.06	10.6	16	25.7	244	0.72	0.07	9.0	0.312	1.17	4.7	192	1.3
K285683		0.013	0.54	4.69	8.9	12	116.5	170.5	0.65	0.06	7.6	0.292	0.90	4.3	162	4.1
K285684		0.011	0.77	15.50	9.5	18	65.5	267	0.69	0.09	8.0	0.292	1.06	4.4	152	1.7
K285685		0.019	2.60	9.24	7.0	56	223	154.0	0.55	0.57	6.6	0.249	0.65	3.5	106	5.2
K285686		0.012	0.77	6.58	9.5	32	68.9	221	0.63	0.18	8.8	0.293	1.04	5.0	171	2.4
K285687		0.005	1.01	18.00	7.7	23	131.5	120.5	0.53	0.12	6.7	0.238	0.52	3.5	137	4.5
K285688		0.005	0.60	12.80	8.4	18	131.0	106.0	0.63	0.06	7.9	0.289	0.61	4.1	169	4.6
K285689		0.009	0.80	10.55	8.6	20	130.0	161.0	0.59	0.09	6.4	0.275	1.06	2.5	108	3.2
K285690		0.007	0.83	22.8	9.5	23	26.2	185.0	0.64	0.11	7.2	0.291	0.94	2.6	94	1.8
K285691		0.003	0.88	4.23	8.1	17	73.1	193.5	0.64	0.08	6.7	0.292	0.64	2.2	68	1.1
K285692		0.003	0.52	2.55	8.2	12	37.0	203	0.63	<0.05	6.6	0.295	0.52	2.0	68	1.0
K285693		0.006	0.59	5.53	6.5	15	23.4	144.0	0.44	0.16	4.7	0.201	0.52	2.4	62	0.9
K285694		0.014	0.71	4.60	9.7	25	5.6	128.0	0.54	0.09	6.1	0.247	0.94	2.9	106	1.2
K285695		0.009	0.81	3.87	11.7	21	4.4	180.0	0.72	0.08	8.2	0.325	1.09	2.8	95	1.1
K285696		0.006	0.68	5.00	10.2	16	5.9	162.0	0.54	0.08	6.5	0.255	0.76	2.3	79	1.2
K285697		0.011	0.78	4.64	11.5	17	4.6	150.0	0.60	0.11	7.2	0.279	0.99	2.8	93	1.0
K285698		<0.002	<0.01	0.06	0.3	2	<0.2	60.0	<0.05	<0.05	<0.2	<0.005	<0.02	0.7	1	0.1
K285699		0.008	0.66	4.83	12.2	13	5.1	156.5	0.52	0.07	6.2	0.243	0.72	2.7	84	1.0
K285700		0.008	0.36	26.2	11.3	12	95.3	217	0.58	0.10	6.6	0.261	0.88	2.6	80	2.9

Comments: **RE-ASSAY RESULTS FOR SAMPLES ORIGINALLY REPORTED ON CERTIFICATE WH12204987**

***** See Appendix Page for comments regarding this certificate *****

ALS Canada Ltd.
2103 Dollarton Hwy
North Vancouver BC V7H 0A7
Phone: 604 984 0221 Fax: 604 984 0218 www.alsglobal.com

To: **SILVER RANGE RESOURCES LTD.**
C/O ARCHER, CATHRO & ASSOCIATES (1981) LIMITED
1016-510 W HASTINGS ST
VANCOUVER BC V6B 1L8

Finalized Date: 27-SEP-2012
Account: RANSIL

Project: KEG (MAIN-GROUP 1)

CERTIFICATE OF ANALYSIS WH12221692

Sample Description	Method	ME-MS61	ME-MS61	ME-MS61	Cu-OG62	Zn-OG62
	Analyte	Y	Zn	Zr	Cu	Zn
	Units	ppm	ppm	ppm	%	%
	LOR	0.1	2	0.5	0.001	0.001
K285665		33.3	1320	68.3		
K285666		25.2	>10000	27.3	1.300	5.43
K285667		35.3	813	84.9		
K285668		24.1	2570	25.2		
K285669		0.9	30	<0.5		
K285670		30.1	1220	51.4		
K285671		29.9	1370	63.1		
K285672		27.0	>10000	39.9		1.290
K285673		39.7	1240	79.2		
K285674		35.3	1640	69.4		
K285675		35.9	1540	67.2		
K285676		32.4	1640	64.3		
K285677		31.6	1410	48.9		
K285678		29.9	1060	55.5		
K285679		29.9	1720	57.0		
K285680		22.8	>10000	39.5		1.460
K285681		28.6	316	59.6		
K285682		34.1	109	78.0		
K285683		34.9	544	64.9		
K285684		37.0	304	71.2		
K285685		22.3	>10000	41.1		1.445
K285686		35.6	1180	65.3		
K285687		29.8	941	51.8		
K285688		23.0	1580	58.3		
K285689		20.7	1270	49.0		
K285690		22.3	533	55.3		
K285691		21.0	715	48.5		
K285692		20.9	525	50.3		
K285693		18.3	292	38.2		
K285694		20.6	79	55.0		
K285695		25.1	41	68.8		
K285696		22.4	53	54.6		
K285697		24.0	65	63.0		
K285698		0.9	14	0.5		
K285699		23.0	126	57.7		
K285700		21.5	497	57.0		

Comments: **RE-ASSAY RESULTS FOR SAMPLES ORIGINALLY REPORTED ON CERTIFICATE WH12204987**

***** See Appendix Page for comments regarding this certificate *****

ALS Canada Ltd.
2103 Dollarton Hwy
North Vancouver BC V7H 0A7
Phone: 604 984 0221 Fax: 604 984 0218 www.alsglobal.com

To: **SILVER RANGE RESOURCES LTD.**
C/O ARCHER, CATHRO & ASSOCIATES (1981) LIMITED
1016- 510 W HASTINGS ST
VANCOUVER BC V6B 1L8

Page: Appendix 1
Total # Appendix Pages: 1
Finalized Date: 27- SEP- 2012
Account: RANSIL

Project: KEG (MAIN- GROUP 1)

CERTIFICATE OF ANALYSIS WH12221692

Method	CERTIFICATE COMMENTS
ME- MS61	REE's may not be totally soluble in this method.
ME- MS61	Interference: Samples with Ca> 10%on ICP- MS As. ICP- AES As results reported (5 ppm DL)

APPENDIX V

SAMPLING METHODS

Sampling Methods

In 2010, 2011 and 2012, grid soil samples were collected at 50 m intervals along north-south oriented lines spaced 100 m apart. All soil sample locations were recorded using hand-held GPS units. Sample sites are marked by aluminum tags inscribed with the sample numbers and affixed to 0.5 m wooden lath that were driven into the ground. Soil samples were collected from 10 to 80 cm deep holes using hand-held augers. They were placed into individually pre-numbered Kraft paper bags. Sampling was often hindered by permafrost on moss-covered, north-facing slopes. Samples were not collected from many of these locations due to poor sample quality.

Rock sample sites were marked with orange flagging tape labeled with the sample number. The location of each sample was determined using a handheld GPS unit.

Geotechnical and geological logging was performed on all drill core from the 2010 to 2012 programs. A geotechnical log was filled out prior to geological logging of drill core and included the conversion, where needed, of drill marker blocks from imperial to metric and determinations of recovery, rock quality designations (RQD), hardness and weathering. Wetted core photographs were taken and catalogued prior to logging.

A sample was collected every six boxes for density measurements using both wet and dry evaluation methods to provide base level density data for resource evaluation. Magnetic susceptibility measurements were taken at one metre intervals along each hole.

All logging data were recorded as a hardcopy during the day and transcribed to digital format during the evenings.

Drill core samples were collected using the following procedures:

1) Core was reassembled, lightly washed and measured.
2) Core was photographed.
3) Core was geotechnically logged.
4) Core was geologically logged and sample intervals were designated. Sample intervals were set at geological boundaries, drill blocks or sharp changes in sulphide content.
5) Core recovery was calculated for each sample interval.
6) In 2010, visually promising core intervals were sawn in half using a rock saw and the remainder was split with an impact core splitter. In 2011 and 2012, all core was sawn in half. One-half was sent for analysis and one-half returned to the core box.
7) Samples were double bagged in 6 mm plastic bags, a sample tag was placed in each sample bag, then two or three samples were placed in a fiberglass bag sealed with a metal clasp and sample numbers were written on the outside of that bag with permanent felt pen. The fibreglass bag was sealed with a numbered security tag.
8) Two blank and two standard samples were randomly included in every batch of 31 core samples (in 2012, batches comprised 30 core samples).
9) One quarter-split duplicate sample was included in every batch of 31 core samples (in 2012, batches comprised 30 core samples).

10) In 2012, one coarse reject duplicate sample was included in every batch of 30 core samples.

Core recovery was good, averaging 96% for the 2010 to 2012 drill programs. The holes were mostly sampled top to bottom (about 90% of core was sampled). Care was taken to ensure that the sample split was not biased to sulphide content and, therefore, the sampling should be reliable and representative of the mineralization.

Reverse circulation chip samples encompassed five foot (1.52 m) intervals. All holes were continuously sampled from top to bottom. Samples were transported by ATV from the drill sites to a logging tent located on site. Approximately 200 g of chip material from each sample was washed, sieved to 8-mesh and transferred into a labelled chip tray for logging and future reference. Each interval was logged using a binocular microscope.

Sample Handling and Security

In 2010, the drill core was flown by helicopter from the drill sites to the company's staging area at the Faro airport, where it was transferred to a truck and transported to Whitehorse for logging and sampling. In 2011 and 2012, the core was flown by helicopter from the drill sites to a logging and sampling area on the Property. The samples were later flown by helicopter to the Faro airport and transported to Whitehorse by truck. All samples were controlled by employees of Archer Cathro until they were delivered directly to ALS Minerals' laboratory in Whitehorse for preparation. ALS Minerals was responsible for shipping the prepared sample splits to its North Vancouver laboratory, where they were analyzed.

Archer Cathro ensured that a Chain of Custody form accompanied all batches of drill core during transportation from the Property to the laboratory. A unique security tag was attached to each individual fibreglass bag when the bag was sealed. The bags and security tags had to be intact in order to be delivered to ALS Minerals.

Sample Analysis

All samples were sent to ALS Minerals' laboratory in Whitehorse for preparation and then on to its laboratory in North Vancouver for analysis. ALS Minerals, a wholly owned subsidiary of ALS Limited, is an independent commercial laboratory specializing in analytical geochemistry services. Both ALS Minerals' Whitehorse and North Vancouver laboratories are individually certified to standards within ISO 9001:2008. The North Vancouver laboratory has also received accreditation to ISO/IEC 17025:2005 from the Standards Council of Canada for several analytical methods.

All 2010 to 2012 soil samples were dried and screened to -180 microns. The 2010 soil samples were analyzed for 35 elements by aqua regia digestion followed by inductively coupled plasma with atomic emission spectroscopy (ME-ICP41). An additional 30 g charge was further analyzed for gold by fire assay with inductively coupled plasma-atomic emissions spectroscopy finish (Au-ICP21). The samples were reanalyzed for 51 elements by aqua regia digestion

followed by inductively coupled plasma combined with mass spectroscopy or atomic emission spectroscopy (ME-MS41).

The 2011 soil samples were analyzed for 51 elements using aqua regia digestion followed by inductively coupled plasma combined with mass spectroscopy or atomic emission spectroscopy (ME-MS41). Soil samples were further analyzed for gold by aqua regia digestion followed by inductively coupled mass spectrometry (Au-TL43).

The 2012 soil samples were analyzed for 51 elements using aqua regia digestion followed by inductively coupled plasma combined with mass spectroscopy or atomic emission spectroscopy (ME-MS41). An additional 30 g charge was further analyzed for gold by fire assay with inductively coupled plasma-atomic emissions spectroscopy finish (Au-ICP21).

All 2010 to 2012 rock and core samples were dried, fine crushed to better than 70% passing -2 mm and then a 250 g split was pulverized to better than 85% passing 75 microns.

The 2010 rock and core samples were initially analyzed for gold by fire assay followed by atomic absorption (Au-AA24) and 35 other elements using aqua regia digestion followed by inductively coupled plasma-atomic emission spectroscopy (ME-ICP41). Samples in mineralized intervals were later assayed for silver, zinc, lead and copper (Ag/Zn/Pb/Cu-OG62); geochemically analyzed for 51 elements (which include common refractory elements) by aqua regia digestion followed by inductively coupled plasma combined with mass spectroscopy or atomic emission spectroscopy (ME-MS41); and analyzed for tin and tungsten by pressed pellet XRF (Sn/W-XRF05).

The 2011 rock and core samples were analyzed for 51 elements by aqua regia digestion followed by inductively coupled plasma combined with mass spectroscopy or atomic emission spectroscopy (ME-MS41) and tin using pressed pellet XRF (Sn-XRF05). Samples that exceeded upper detection limits were assayed for silver, zinc, lead and/or copper by Ag/Zn/Pb/Cu-OG46. From the beginning of the program until late July, the core samples were analyzed for gold by aqua regia and mass spectroscopy (Au-TL44). During the QA/QC review, there were difficulties reproducing gold values from standard samples analyzed by this technique. These difficulties, combined with more severe problems encountered using the Au-TL44 technique on other projects with higher gold contents (conducted by another company managed by Archer Cathro) lead Silver Range to change techniques. The difficulties involved understatement of gold contents. For the remainder of the program, the core samples were analyzed for gold by fire assay followed by atomic absorption (Au-AA24).

The 2012 rock and core samples were routinely analyzed for gold by fire assay followed by atomic absorption (Au-AA24), tin using pressed pellet XRF (Sn-XRF05) and for 48 other elements using four acid digestion followed by inductively coupled plasma-mass spectroscopy (ME-MS61). Samples in mineralized intervals that exceeded the upper detection limits were assayed for silver, zinc, lead and copper by inductively coupled plasma-atomic emission spectroscopy (Ag/Pb/Zn/Cu-OG62).

All 2010 to 2012 standard, blank and duplicate samples passed QA/QC reviews.

DATA VERIFICATION

Database

Geological and geotechnical logging prior to 2012 was initially recorded as a hardcopy and then transcribed into MS Excel®. In 2012, logging was recorded as a hardcopy and then entered into a MS SQL Server® database. All of the pre-2012 data has been transferred to the database.

Visual comparison of hardcopy data and digital data was conducted on select holes to ensure accuracy. Any discrepancies identified by this process were investigated, by examining the core stored on the Property, and corrected.

Collar Locations

All drill hole collars at the Keg Main and East Zones were re-surveyed in 2012 using a Trimble RTK GPS system and, where necessary, survey data collected in previous years was corrected. The differences between this most recent survey and the earlier surveys can be explained by the poorer accuracy of the hand held equipment used in previous years. Drill hole collars at the Rebel and Hammer Zones has also been surveyed using the RTK GPS system.

The collar data stored in the MS SQL Server® database have been visually cross-checked with the digital survey reports generated by the Trimble system. No errors were found.

Down-hole Orientations

Prior to 2011, no down-hole azimuth measurements were made and dip deviations were measured using an acid test at the bottom of each hole. This practice does not follow industry standards, but due to the limited number of holes (four) and shallow depths (all but one less than 255 m), the Author does not consider this to be a significant issue.

Original 2011 and 2012 survey data obtained from the survey tools in CSV format has been imported directly into the MS SQL Server® database. All of the down-hole data was visually inspected and erroneous data has been omitted.

Assays

Assay certificates, for all of the drilling done to date, were obtained from ALS Minerals in CSV format and imported directly into the MS SQL Server® database. Spot checking of data within the database to hard copy certificates issued by ALS Minerals has not revealed any issues.

Samples from the diamond drilling programs were subjected to a QA/QC program designed by Archer Cathro for Silver Range. The QA/QC program consisted of:

1) Sequentially numbered sample tickets: to identify each sample with a unique number to minimize the possibility of sample numbering errors and to ensure uniform collection of sample data.
2) Sealed sample bags: to secure individual sample bags in order to reduce the possibility of sample contamination, spilling or tampering.
3) Chain of custody: samples were stored in a secure preparation area and delivered to the laboratory directly by Archer Cathro personnel.
4) Sample duplicates: select samples were quartered and re-submitted for assay. In addition, duplicates of coarse reject material of select 2012 samples were re-submitted for assay.
5) Sample blanks: commercial samples were purchased and inserted in the sample sequence. All blank samples yielded background values, including samples inserted directly following a "standard" value to test for "smear effect" during the sample preparation process, indicating no observable contamination. These blanks were assigned unique sample numbers within the sample sequence so as to be "blind" to the laboratory.
6) Reference standard samples: commercially available standard samples for silver, copper, lead and zinc were purchased for the 2010 and 2011 drill program. Four standards were prepared from coarse reject material from the 2011 core samples for use during the 2012 drill program. Standards were assigned a unique sample number within the sample sequence.

Samples from the reverse circulation drill program were group into batches encompassing an entire hole. Sample batches ranged from 25 to 42 samples depending on the length of hole. One standard and one blank was inserted randomly into batches exceeding 30 samples.

All of the samples have passed this QA/QC program.

APPENDIX VI

DRILL HOLE COLLAR SURVEYS

Keg Zone Diamond Drill Hole Locations

Hole Number	Easting	Northing	Elevation (m)	Azimuth	Dip	Total Length (m)
KEG-10-001	586395	6940145	1205.5	340	-50	185.0
KEG-10-002	586603	6940232	1147.0	340	-50	349.6
KEG-10-003	586057	6940064	1276.9	340	-50	252.4
KEG-10-004	586327	6940225	1193.1	340	-50	171.3
KEG-11-005	586662	6940137	1152.4	333	-50	284.1
KEG-11-006	588035	6940266	1117.7	342	-50	191.7
KEG-11-007	586662	6940136	1152.5	300	-50	352.9
KEG-11-008	588037	6940261	1118.3	160	-50	339.4
KEG-11-009	586703	6940263	1114.8	340	-50	279.5
KEG-11-010	586750	6940163	1105.3	340	-50	255.1
KEG-11-011	588030	6940075	1128.9	153	-50	214.2
KEG-11-012	586332	6940135	1223.8	340	-50	387.0
KEG-11-013	586749	6940163	1105.4	300	-50	273.4
KEG-11-014	587744	6940265	1083.0	155	-50	393.8
KEG-11-015	586818	6940201	1059.6	333	-50	394.4
KEG-11-016	586331	6940134	1224.0	310	-50	432.0
KEG-11-017	586454	6940064	1224.1	340	-50	428.9
KEG-11-018	586333	6940135	1223.8	10	-50	336.0
KEG-11-019	586615	6941025	872.0	340	-51	288.7
KEG-11-020	586503	6940183	1171.0	340	-50	37.2
KEG-11-021	586231	6940073	1251.3	340	-50	394.2
KEG-11-022	586503	6940183	1171.0	340	-50	343.5
KEG-11-023	586551	6940103	1200.7	340	-50	355.7
KEG-11-024	586364	6940033	1240.8	340	-50	461.0
KEG-11-025	586579	6940013	1211.7	340	-50	428.9
KEG-11-026	586410	6939931	1248.9	340	-50	480.0
KEG-11-027	586486	6939966	1235.2	340	-50	486.8
KEG-11-028	587796	6940113	1118.8	161	-50	367.0
KEG-11-029	586048	6940014	1278.6	339	-50	331.5
KEG-11-030	586124	6940042	1273.6	340	-50	436.2
KEG-11-031	588028	6940079	1129.2	340	-50	333.5
KEG-11-032	587885	6939890	1074.8	340	-50	447.1
KEG-11-033	586272	6939994	1259.0	340	-50	425.0
KEG-11-034	586637	6939909	1177.7	340	-50	532.5
KEG-11-035	585413	6939982	1253.0	340	-50	395.3
KEG-11-036	586311	6939896	1267.7	340	-50	458.6
KEG-11-037	586536	6939867	1233.5	339	-50	538.6
KEG-11-038	586693	6940682	922.0	340	-50	320.0
KEG-11-039	586179	6939973	1285.8	340	-50	428.0
KEG-11-040	586449	6939817	1254.9	340	-50	550.8
KEG-11-041	586883	6940114	1038.8	340	-50	276.5
KEG-12-042	586831	6939970	1067.1	340	-50	425.0
KEG-12-043	585993	6939912	1246.4	340	-50	341.7
KEG-12-044	585704	6939783	1267.0	340	-50	368.0

KEG-12-045	586666	6939808	1179.5	340	-50	477.0
KEG-12-046	586029	6939811	1277.8	340	-50	503.8
KEG-12-047	586804	6940299	1040.2	340	-50	144.0
KEG-12-048	586675	6940044	1166.3	340	-50	342.0
KEG-12-049	586081	6939930	1293.9	340	-50	413.0
KEG-12-050	586117	6939827	1306.4	340	-50	506.0
KEG-12-051	586725	6939940	1118.7	340	-50	393.0
KEG-12-052	586217	6939864	1291.6	340	-50	491.7
KEG-12-053	586794	6940079	1090.3	340	-50	281.2
KEG-12-054	586916	6940248	997.2	340	-50	159.9
KEG-12-055	587022	6940289	939.2	340	-50	182.0
KEG-12-056	586890	6940326	984.7	340	-50	152.0
KEG-12-057	587262	6940259	918.7	340	-50	224.0
KEG-12-058	585961	6939991	1223.5	340	-50	476.0
KEG-12-059	587733	6940433	1045.9	340	-50	239.0
KEG-12-060	587351	6940296	931.8	340	-50	236.0
KEG-12-061	586016	6940159	1233.6	340	-50	15.5
KEG-12-062	586264	6939760	1296.3	340	-50	519.7
KEG-12-063	587060	6940207	941.9	340	-50	191.0
KEG-12-064	586927	6940005	1020.5	340	-50	20.0
KEG-12-065	586927	6940005	1020.5	340	-50	383.0
KEG-12-066	586016	6940159	1233.6	340	-50	218.0
KEG-12-067	586980	6940153	986.7	340	-50	236.0
KEG-12-068	587746	6940268	1077.3	340	-45	260.0
KEG-12-069	586117	6940196	1209.7	340	-50	179.0

Regional Diamond Drill Hole Locations

Hole Number	Easting	Northing	Elevation (m)	Azimuth	Dip	Total Length (m)
Cirque Zone						
CRQ-12-001	598108	6915815	1864.0	250	-45	63.1
CRQ-12-002	598108	6915815	1864.0	220	-45	66.1
CRQ-12-003	598108	6915815	1864.0	280	-45	66.1
CRQ-12-004	598882	6915244	1586.0	90	-60	146.9
Drex Zone						
DRX-11-001	598449	6937891	1276.0	120	-50	1.0
DRX-11-002	598449	6937892	1276.0	120	-50	240.8
DRX-11-003	598450	6937892	1276.0	90	-50	248.4
DRX-11-004	598544	6937879	1304.0	300	-50	261.8
Hammer Zone						
HAM-12-001	595532	6918142	1631.1	80	-45	15.6
HAM-12-002	595532	6918142	1631.1	80	-45	249.0
HAM-12-003	595620	6918162	1626.3	80	45	215.5
HAM-12-004	595617	6918161	1626.3	260	45	96.6
HAM-12-005	595548	6918444	1530.1	80	-45	154.5
HAM-12-006	595539	6918464	1516.3	80	-45	169.8
HAM-12-007	595597	6918274	1603.0	80	-45	111.9
HAM-12-008	595593	6918273	1603.1	260	-45	145.4
HAM-12-009	595506	6918128	1628.6	80	-45	227.7
HAM-12-010	595506	6918129	1628.6	63	-45	185.0
HAM-12-011	595506	6918128	1628.6	97	-45	182.0
HAM-12-012	595575	6918365	1573.7	80	-45	124.1
HAM-12-013	595576	6918365	1573.7	260	-45	121.0
HAM-12-014	595466	6918444	1514.8	80	-45	10.1
HAM-12-015	595466	6918444	1514.8	80	-55	239.9
HAM-12-016	595445	6918539	1441.3	80	-45	279.5
HAM-12-017	595449	6918325	1565.1	80	-45	316.1
HAM-12-018	595522	6918027	1638.1	80	-45	197.2
HAM-12-019	595411	6918111	1608.5	80	-45	270.4
HAM-12-020	595364	6917894		80	-45	349.6
HAM-12-021	595413	6918203	1592.2	80	-45	242.9
Owl Zone						
OWL-11-001	583830	6947593	1270.0	120	-50	241.4
OWL-11-002	583830	6947593	1270.0	150	-50	218.7
OWL-11-003	583874	6947470	1303.0	120	-50	288.7
OWL-11-004	583872	6947469	1303.0	200	-50	416.7
Owl Southwest Zone						
OSW-12-001	581674	6946190		330	-50	290.0
OSW-12-002	581674	6946190		295	-50	213.2
Risby Zone						

RBY-12-001	601441	6911521	1768.0	70	-45	208.3
Rebel Zone						
REB-11-001	593597	6924639	1792.0	160	-90	200.3
REB-11-002	593710	6924541	1841.0	0	-90	209.4
REB-11-003	593477	6924536	1793.0	0	-90	125.9
Snap Zone						
SNP-11-001	599830	6912511	1850.0	44	-50	274.9
SNP-11-002	599804	6912477	1846.0	45	-49	210.9
SNP-11-003	599804	6912477	1846.0	15	-50	191.6
SNP-12-004	599724	6912611	1857.0	90	45	218.5
SNP-12-005	599724	6912611	1842.0	270	-60	230.7
SNP-12-006	599675	6912851	1707.0	90	-45	274.9
SNP-12-007	599675	6912851	1707.0	270	-50	123.4
SNP-12-008	599675	6912851	1707.0	90	-75	78.6
SNP-12-009	599860	6912621	1844.0	90	-45	257.3
SNP-12-010	599509	6912597	1706.0	90	-45	482.0
Weld Zone						
WLD-12-001	611413	6924911		142	-45	84.4
WLD-12-002	611695	6927129		175	-45	75.3

Rebel Zone Reverse Circulation Drill Hole Locations

Hole Number	Easting	Northing	Elevation (m)	Azimuth	Dip	Total Length (m)
RCH-12-001	593828	6924172	1872.5	90	-60	61.0
RCH-12-002	593820	6924216	1876.0	90	-60	61.0
RCH-12-003	593837	6924262	1872.1	90	-60	45.7
RCH-12-004	593825	6924308	1872.4	90	-60	61.0
RCH-12-005	593619	6924220	1891.6	90	-60	61.0
RCH-12-006	593575	6924361	1881.2	90	-60	48.8
RCH-12-007	593528	6924394	1871.0	90	-60	61.0
RCH-12-008	593643	6924382	1871.0	90	-60	61.0
RCH-12-009	593688	6924383	1872.2	90	-60	61.0
RCH-12-010	593693	6924208	1885.9	270	-60	61.0
RCH-12-011	593628	6924296	1889.9	90	-60	61.0
RCH-12-012	593714	6924269	1886.8	90	-60	61.0
RCH-12-013	593342	6924372	1882.1	90	-60	61.0
RCH-12-014	593380	6924345	1892.4	90	-60	61.0
RCH-12-015	593418	6924346	1897.0	90	-60	61.0
RCH-12-016	593499	6924349	1895.4	90	-60	61.0
RCH-12-017	593489	6924281	1905.8	90	-60	61.0
RCH-12-018	593633	6924266	1890.8	90	-60	61.0
RCH-12-019	593803	6924193	1877.5	90	-60	61.0

APPENDIX VII

GEOLOGY AND GEOTECHNICAL LOGS

Keg - Silver Range

Archer, Cathro & Associates (1981) Limited

Grid East	Grid North	Easting	Northing	Elevation	Depth (m)
		598108	6915815	1864	63.09

ZONE: Cirque

SECTION:

HOLE: CRQ-12-001

CLAIM: YC59961

Contractor: Beaudoin

Drill: 2

Core Size: BTW

Casing Depth: 2.87m, Out

Drilling Dates: -

Geology Logged By: R. Avram

SURVEY			
Depth (m)	Azimuth	Dip	Method
0	250	-45	Compass
60	250	-45	Compass

TARGET:

SUMMARY			
From (m)	To (m)	Interval (m)	Rock Type
0	2.87	2.87	OVB
2.87	63.09	60.22	GRN

SAMPLES	
Numbers:	K979137 to K979166
Total:	33
Batch:	023
Certificates:	WH12190098

COMMENTS

Box Log

CRQ-12-001

Silver Range
Cirque Zone

Archer,Cathro & Associates (1981) Limited

Box Number	From (m)	To (m)
1	2.87	7.7
2	7.7	13
3	13	18.12
4	18.12	23.6
5	23.6	29.22
6	29.22	34.52
7	34.52	39.23
8	39.23	44.66
9	44.66	50.19
10	50.19	55.68
11	55.68	60.6
12	60.6	63.09

Box Number	From (m)	To (m)

Box Number	From (m)	To (m)

From (m)	To (m)	Interval (m)	Rock Type	Grain Size	Description	Shade	Colour	Texture	Alteration	Intensity	Mineral	Conc.
0.00	2.87	2.87	-?-	--	Casing							
						--	--	---	---	--	--	0
2.87	7.10	4.23	GRN	MG	earthy texture. Red clay altered granite. The last 1 m of the interval is clay altered and oxidized and defines the fabric.							
						MD	RD	EA	OXI	4I	--	0
									ARG	4I		
									BLE	3I		
7.10	7.25	0.15	VEN	--	Quartz to pink carbonate laminated vein with massive visible sulphides to strong oxide. Quartz is smoked. Granite is ~ 20% of the vein and locally vuggy with manganese and iron oxide staining. Rhodocrosite and rhodonite comprises ~ 60% of the vein.							
						MD	GY	LA	OXI	4I	Un	50
						MD	OR					
7.25	17.00	9.75	GRN	MG	strongly oxidized Granite with strong argillic alteration (12-13.5 m earthy texture). 14.3-14.45 is silicified and vuggy with few quartz crystals							
						MD	RD	EA	OXI	4I	--	0
									ARG	4I		
									SIL	1I		
17.00	17.20	0.20	VEN	--	Smoked quartz and pink carbonate (~60%) vein. Spalerite occurs at the contact between Rhodocrosite and quartz. Fine grained galena, pyrite and chalcopyrite are disseminatd (trace) and blebby (<1 mm).							
						MD	GY	---	SIL	2I	Sp	4
						MD	PK				Gn	1
											Cp	0.5
											Py	0.5
17.20	19.80	2.60	GRN	MG	Siliceous granite with blades and quartz nodules with laminated quartz vein. 18.8-19 m (Granite ~ 70%). Locally vuggy with black manganese and iron-oxide staining.							
						MD	GY	LA	OXI	4I	Py	0.1

From (m)	To (m)	Interval (m)	Rock Type	Grain Size	Description	Shade	Colour	Texture	Alteration	Intensity	Mineral	Conc.
									SIL	4I		
19.80	20.10	0.30	GRN	MG	Strongly oxidized Granite with strong argillic alteration (earthy texture). Silicified and vuggy with few quartz crystals							
						MD	RD	EA	OXI	4I	--	0
20.10	20.14	0.04	VEN	--	Smoked quartz and pink carbonate (~60%) vein. Spalerite occurs at the contact between Rhodocrosite and quartz. Fine grained galena, pyrite and chalcopyrite are disseminatd (trace) and blebby (<1 mm).							
						MD	GY	---	SIL	2I	Sp	4
											Gn	1
											Py	0.5
											Cp	0.5
20.14	20.30	0.16	GRN	MG	Strongly oxidized Granite with strong argillic alteration (earthy texture). Silicified and vuggy with few quartz crystals							
						MD	RD	EA	OXI	4I	--	0
20.30	20.39	0.09	VEN	--	Rhodocrosite and quartz laminated vein with trace disseminated pyrite.							
						--	--	LA	---	--	Py	0.1
20.39	21.70	1.31	GRN	MG	Strongly oxidized Granite with strong argillic alteration (earthy texture). Silicified and vuggy with few quartz crystals							
						MD	OR	PH	OXI	4I	--	0
21.70	22.14	0.44	VEN	--	Laminated Rhodocrosite - quartz vein (~ 30% Granite). Vein mixed with wall rock (brecciated?). Sulphides occur as disseminated with sphalerite bordering along Rhodocrosite and quartz contact.							
						MD	GY	LA	---	--	Gn	1
						MD	PK				Sp	2
											Py	1
											Cp	1
22.14	35.00	12.86	GRN	MG	Strongly oxidized Granite with strong argillic alteration (earthy texture). Silicified and vuggy with few quartz crystals							
						MD	RD	EA	OXI	4I	--	0

From (m)	To (m)	Interval (m)	Rock Type	Grain Size	Description	Shade	Colour	Texture	Alteration	Intensity	Mineral	Conc.
35.00	38.00	3.00	GRN	MG	Crumbly and strongly bleached and argillic altered.							
						MD	WH	---	BLE	4I	--	0
						MD	YW		ARG	4I		
38.00	57.00	19.00	GRN	MG	Medium grey phaneritic granite with moderate oxide staining and weak argillic alteration							
						MD	GY	PH	OXI	3I	--	0
									ARG	2I		
57.00	63.09	6.09	GRN	MG	Strongly oxide/argillic altered and crumbled granite with black manganese staining on fractures							
						MD	RD	---	OXI	4I	--	0
									MNO	1I		
									ARG	4I		

Sample Log

CRQ-12-001

Silver Range
Cirque Zone

Archer,Cathro & Associates (1981) Limited

From (m)	To (m)	Interval (m)	Rock Type	Recovery (m)	Recovery %	Sample Number	BatchName	Batch Class	Standard	Blank	1/4 Dup	Coarse Dup
0.00	0.00	0.00	-QC-	0.00	0	K979148	12-023	Core	ME8	☐	☐	☐
0.00	0.00	0.00	-QC-	0.00	0	K979157	12-023	Core	ME8	☐	☐	☐
0.00	0.00	0.00	-QC-	0.00	0	K979165	12-023	Core		☑	☐	☐
0.00	0.00	0.00	-QC-	0.00	0	K979140	12-023	Core		☑	☐	☐
3.00	5.00	2.00	GRN	1.80	90	K979137	12-023	Core		☐	☐	☐
5.00	6.80	1.80	GRN	1.60	89	K979138	12-023	Core		☐	☐	☐
6.80	7.50	0.70	GRN	0.65	93	K979139	12-023	Core		☐	☐	☐
7.50	10.50	3.00	GRN	3.00	100	K979141	12-023	Core		☐	☐	☐
10.50	12.00	1.50	GRN	1.25	83	K979142	12-023	Core		☐	☐	☐
12.00	14.30	2.30	GRN	2.00	87	K979143	12-023	Core		☐	☐	☐
14.30	15.00	0.70	GRN	0.70	100	K979144	12-023	Core		☐	☐	☐
15.00	17.00	2.00	GRN	1.98	99	K979145	12-023	Core		☐	☐	☐
17.00	17.60	0.60	GRN	0.60	100	K979146	12-023	Core		☐	☐	☐
17.60	20.00	2.40	GRN	2.40	100	K979147	12-023	Core		☐	☐	☐
20.00	20.50	0.50	GRN	0.50	100	K979149	12-023	Core		☐	☐	☐
20.50	21.50	1.00	GRN	1.00	100	K979150	12-023	Core		☐	☐	☐
21.50	22.20	0.70	GRN	0.70	100	K979151	12-023	Core		☐	☐	☐
21.50	22.20	0.70	GRN	0.70	100	K979152	12-023	Core		☐	☐	☑
22.20	25.00	2.80	GRN	2.70	96	K979153	12-023	Core		☐	☐	☐
25.00	28.00	3.00	GRN	2.80	93	K979154	12-023	Core		☐	☐	☐
28.00	31.00	3.00	GRN	3.00	100	K979155	12-023	Core		☐	☐	☐
31.00	34.00	3.00	GRN	2.63	88	K979156	12-023	Core		☐	☐	☐
34.00	36.50	2.50	GRN	2.10	84	K979158	12-023	Core		☐	☐	☐
36.50	38.50	2.00	GRN	1.55	78	K979159	12-023	Core		☐	☐	☐
38.50	40.70	2.20	GRN	2.20	100	K979160	12-023	Core		☐	☐	☐
38.50	40.70	2.20	GRN	2.20	100	K979161	12-023	Core		☐	☑	☐
40.70	41.30	0.60	GRN	0.60	100	K979162	12-023	Core		☐	☐	☐

From (m)	To (m)	Interval (m)	Rock Type	Recovery (m)	Recovery %	Sample Number	BatchName	Batch Class	Standard	Blank	1/4 Dup	Coarse Dup
55.70	58.00	2.30	GRN	2.23	97	K979163	12-023	Core		☐	☐	☐
58.00	59.00	1.00	GRN	0.92	92	K979164	12-023	Core		☐	☐	☐
59.00	61.50	2.50	GRN	2.45	98	K979166	12-023	Core		☐	☐	☐

From (m)	To (m)	Interval (m)	Recovery (m)	Recovery %	RQD	RQD %	Reactivity	Hardness	Weathering	Comments
0.00	2.67	2.67	0	0	0.00	0	--	--	--	Casing
2.67	5.18	2.51	2.21	88	1.10	44	0R	3H	3W	
5.18	8.23	3.05	2.67	88	0.91	30	0R	4H	3W	
8.23	11.28	3.05	3.05	100	1.53	50	0R	4H	3W	
11.28	14.33	3.05	2.5	82	0.56	18	0R	4H	4W	
14.33	17.37	3.04	3	99	1.46	48	0R	4H	3W	
17.37	20.42	3.05	3.05	100	2.07	68	0R	4H	3W	
20.42	23.47	3.05	3.05	100	2.00	66	0R	4H	3W	
23.47	26.52	3.05	2.93	96	2.44	80	0R	3H	2W	
26.52	29.57	3.05	2.82	92	1.13	37	0R	4H	2W	
29.57	32.61	3.04	3.04	100	1.93	63	0R	4H	2W	
32.61	35.66	3.05	2.68	88	1.64	54	0R	4H	3W	
35.66	38.71	3.05	2.49	82	1.01	33	0R	3H	3W	
38.71	41.76	3.05	2.99	98	2.37	78	0R	4H	2W	
41.76	44.81	3.05	3.05	100	2.17	71	0R	4H	2W	
44.81	47.85	3.04	2.89	95	2.06	68	0R	4H	2W	
47.85	50.90	3.05	2.96	97	2.47	81	0R	4H	2W	
50.90	53.95	3.05	3.05	100	2.33	76	0R	4H	2W	
53.95	57.00	3.05	2.99	98	2.33	76	0R	3H	2W	
57.00	60.05	3.05	2.85	93	0.44	14	0R	3H	3W	
60.05	63.09	3.04	2.95	97	1.87	62	0R	3H	3W	

Depth (m)	Magnetic Susceptibility	Rock Type	Comments
1	0	OVB	rubble
2	0	OVB	rubble
3	0	GRN	rubble
4	0.287	GRN	
5	0	GRN	rubble
6	0	GRN	rubble
7	0.329	GRN	
8	0.047	GRN	
9	0.759	GRN	
10	0.192	GRN	
11	0.666	GRN	
12	0.231	GRN	
14	0.055	GRN	
15	0.144	GRN	
16	0.036	GRN	
17	0.857	GRN	
18	0.389	GRN	
19	0.051	GRN	
20	0.158	GRN	
21	0.449	GRN	
22	0.259	GRN	
23	0.183	GRN	
24	0.18	GRN	
25	0.11	GRN	
26	0.044	GRN	
27	0.038	GRN	
28	0.213	GRN	
29	0.185	GRN	
30	0.14	GRN	

Depth (m)	Magnetic Susceptibility	Unit	Comments
31	0.041	GRN	
32	0.151	GRN	
33	0.242	GRN	
34	0.17	GRN	
35	1.1	GRN	
36	0.051	GRN	
37	0	GRN	rubble
38	0.328	GRN	
39	0.127	GRN	
40	0.52	GRN	
41	0.027	GRN	
42	0.187	GRN	
43	0.103	GRN	
44	0.266	GRN	
45	0.106	GRN	
46	0.137	GRN	
47	0.121	GRN	
48	0.105	GRN	
49	0.05	GRN	
50	0.089	GRN	
51	0.103	GRN	
52	0.278	GRN	
53	0.1	GRN	
54	0.117	GRN	
55	0.158	GRN	
56	0	GRN	rubble
57	0	GRN	rubble
58	0.165	GRN	
59	0	GRN	rubble

Depth (m)	Magnetic Susceptibility	Rock Type	Comments
60	0	GRN	rubble
61	0.161	GRN	
62	0	GRN	rubble
63	0.789	GRN	

Depth (m)	Magnetic Susceptibility	Unit	Comments

Keg - Silver Range

Archer, Cathro & Associates (1981) Limited

Grid East	Grid North	Easting	Northing	Elevation	Depth (m)
		598108	6915815	1864	66.14

ZONE: Cirque

SECTION:

HOLE: CRQ-12-002

CLAIM: YC59961

Contractor: Beaudoin

Drill: 2

Core Size: BTW

Casing Depth:

Drilling Dates: -

Geology Logged By: R. Avram

SURVEY			
Depth (m)	Azimuth	Dip	Method

TARGET:

SUMMARY			
From (m)	To (m)	Interval (m)	Rock Type
0	3.3	3.3	OVB
3.3	31	27.7	GRN
31	66.14	35.14	GRN

SAMPLES	
Numbers:	K979167 to K979188
Total:	23
Batch:	023, 024
Certificates:	WH12190097, WH12190098

COMMENTS

Box Log

CRQ-12-002

Silver Range
Cirque Zone

Archer,Cathro & Associates (1981) Limited

Box Number	From (m)	To (m)
1	3.3	8.74
2	8.74	14.2
3	14.2	19.7
4	19.7	25.1
5	25.1	30.66
6	30.66	35.66
7	35.66	42.04
8	42.04	47.85
9	47.85	52.9
10	52.9	58.71
11	58.71	64.08
12	64.08	66.14

Box Number	From (m)	To (m)

Box Number	From (m)	To (m)

From (m)	To (m)	Interval (m)	Rock Type	Grain Size	Description	Shade	Colour	Texture	Alteration	Intensity	Mineral	Conc.
0.00	3.30	3.30	OVB	--	casing							
						--	--	---	---	--	--	0
3.30	6.10	2.80	GRN	MG	Strongly oxidized granite with local quartz vugs.							
						MD	OR	PH	OXI	4I	--	0
6.10	6.40	0.30	VEN	--	Laminated and brecciated quartz/hrodocrosite vein mixed with strongly oxidized granite (~ 50%). Very Fine grained pyrite, galena and arsenopyrite is found disseminated throughout rhodocrosite and quartz veins. Brecciated fragments comprise rhodocrosite and quartz cemented with silica.							
						MD	RD	BX	OXI	4I	Py	7
						MD	PK		SIL	4I	Gn	1
									MNO	3I	As	1
											Un	1
6.40	7.10	0.70	GRN	MG	strongly oxidized with 1 cm vugs infilled with quartz crystals. Yellow powder coats fractuers (anglesite?)							
						MD	RD	VU	OXI	4I	--	0
						DK	BK		MNO	1I		
7.10	11.40	4.30	GRN	MG	Siliceous and bleached Granite							
						LT	GY	---	BLE	4I	--	0
									OXI	2I		
									SIL	1I		
11.40	12.10	0.70	GRN	MG	Red, strongly oxidized granite with quartz veinlets (< 3 mm).							
						MD	RD	PH	OXI	4I	--	0
									SIL	1I		
12.10	14.48	2.38	GRN	MG	Alternating (~ 40 cm) bleached/oxidized sections with locaaly strong silica alteration and associated vugs infilled with quartz within the granite.							
						LT	RD	VU	OXI	3I		
						LT	GY	PH	BLE	3I	--	0

From (m)	To (m)	Interval (m)	Rock Type	Grain Size	Description	Shade	Colour	Texture	Alteration	Intensity	Mineral	Conc.
									SIL	3I		
14.48	14.53	0.05	VEN	--	Rhodocrosite and quartz vein with fine grained disseminated galena, pyrite arsenopyrite and sulphides. Mineralization is concentrated at the contact with wall rock as 3 mm bands.							
						MD	PK	LA	---	--	Gn	10
						MD	GY				Py	1
											As	0.1
14.53	16.75	2.22	GRN	MG	Alternating (~ 40 cm) bleached/oxidized sections with locaaly strong silica alteration and associated vugs infilled with quartz within the granite.							
						MD	RD	VU	BLE	3I	--	0
									OXI	3I		
									SIL	3I		
16.75	16.79	0.04	VEN	--	Strongly oxidized quartz-rhodocrosite laminated vein							
						MD	PK	LA	---	--	Un	5
						LT	GY					
16.79	19.45	2.66	GRN	MG	Alternating (~ 40 cm) bleached/oxidized sections with locally strong silica alteration and associated vugs iinfilled with quartz within the granite.							
						MD	RD	PH	BLE	3I	--	0
						LT	GY		OXI	3I		
									SIL	3I		
19.45	19.75	0.30	VEN	--	Succession of five veinlets < 1 cm consisting of quartz/Rhodocrosite with weak disseminated sulphides (?).							
						--	--	LA	OXI	4I	Un	2
									SIL	4I		
19.75	23.00	3.25	GRN	MG	Alternating (~ 40 cm) bleached/oxidized sections with locally strong silica alteration and associated vugs iinfilled with quartz within the granite. Oxidation located along fractures							
						MD	GY	VU	BLE	3I	--	0
									OXI	1I		
									SIL	1I		

From (m)	To (m)	Interval (m)	Rock Type	Grain Size	Description	Shade	Colour	Texture	Alteration	Intensity	Mineral	Conc.
23.00	23.10	0.10	VEN	--	Laminated quartz vein (~ 50% granite) with <1 cm galena and sphalerite aggregate with < 5 mm blebs.							
						--	--	LA	OXI	4I	Gn	10
									SIL	4I	Sp	2
23.10	23.50	0.40	GRN	MG	Alternating (~ 40 cm) bleached/oxidized sections with locally strong silica alteration and associated vugs iinfilled with quartz within the granite.							
						LT	GY	PH	BLE	3I	--	0
									SIL	2I		
									OXI	1I		
23.50	24.15	0.65	VEN	--	Laminated quartz vein (30% granite) with strong black manganese staining. Vein is brecciated and locally vuggy with 3 mm quartz crystals. Mineralization is strongly oxidized.							
						MD	BK	LA	OXI	4I	Un	0
						MD	RD	BX	SIL	4I		
									MNO	4I		
24.15	31.00	6.85	GRN	MG	Alternating (~ 40 cm) bleached/oxidized sections with locally strong silica alteration and associated vugs iinfilled with quartz within the granite.							
						MD	GY	PH	BLE	3I	--	0
						MD	RD		OXI	3I		
									SIL	2I		
31.00	48.50	17.50	GRN	MG	Mostly fresh granite with locally weak oxidization.							
						MD	GY	PH	OXI	1I	--	0
						MD	OR		ARG	1I		
48.50	51.00	2.50	GRN	FG	Crumbled granite, fairly clay altered							
						--	--	FR	CLY	2I	--	0
									ARG	4I		
									OXI	2I		
51.00	66.14	15.14	GRN	MG	Mostly fresh granite with locally weak oxidization.							
						MD	GY	PH	OXI	1I	--	0
						MD	OR		ARG	1I		

Sample Log

CRQ-12-002

Silver Range
Cirque Zone

Archer,Cathro & Associates (1981) Limited

From (m)	To (m)	Interval (m)	Rock Type	Recovery (m)	Recovery %	Sample Number	BatchName	Batch Class	Standard	Blank	1/4 Dup	Coarse Dup
0.00	0.00	0.00	-QC-	0.00	0	K979179	12-024	Core	ME8	☐	☐	☐
0.00	0.00	0.00	-QC-	0.00	0	K979176	12-024	Core		☑	☐	☐
3.30	6.00	2.70	GRN, OVB	2.70	100	K979167	12-023	Core		☐	☐	☐
6.00	6.80	0.80	GRN	0.80	100	K979168	12-023	Core		☐	☐	☐
6.80	9.80	3.00	GRN	2.67	89	K979169	12-023	Core		☐	☐	☐
9.80	11.40	1.60	GRN	1.60	100	K979170	12-023	Core		☐	☐	☐
11.40	12.20	0.80	GRN	0.76	95	K979171	12-023	Core		☐	☐	☐
12.20	14.40	2.20	GRN	2.11	96	K979172	12-023	Core		☐	☐	☐
14.40	14.90	0.50	GRN	0.50	100	K979173	12-024	Core		☐	☐	☐
14.90	16.50	1.60	GRN	1.55	97	K979174	12-024	Core		☐	☐	☐
16.50	17.00	0.50	GRN	0.50	100	K979175	12-024	Core		☐	☐	☐
17.00	19.20	2.20	GRN	2.20	100	K979177	12-024	Core		☐	☐	☐
19.20	19.80	0.60	GRN	0.60	100	K979178	12-024	Core		☐	☐	☐
19.80	22.80	3.00	GRN	3.00	100	K979180	12-024	Core		☐	☐	☐
22.80	23.50	0.70	GRN	0.62	89	K979181	12-024	Core		☐	☐	☐
23.50	24.20	0.70	GRN	0.70	100	K979182	12-024	Core		☐	☐	☐
24.20	25.30	1.10	GRN	1.10	100	K979183	12-024	Core		☐	☐	☐
25.30	26.00	0.70	GRN	0.63	90	K979184	12-024	Core		☐	☐	☐
26.00	29.00	3.00	GRN	2.93	98	K979185	12-024	Core		☐	☐	☐
29.00	32.00	3.00	GRN	3.00	100	K979186	12-024	Core		☐	☐	☐
32.00	35.00	3.00	GRN	3.00	100	K979187	12-024	Core		☐	☐	☐
32.00	35.00	3.00	GRN	3.00	100	K979188	12-024	Core		☐	☑	☐

From (m)	To (m)	Interval (m)	Recovery (m)	Recovery %	RQD	RQD %	Reactivity	Hardness	Weathering	Comments
0.00	3.30	3.30	0	0	0.00	0	--	--	--	Casing
3.30	5.18	1.88	1.88	100	1.04	55	0R	3H	3W	
5.18	8.23	3.05	2.98	98	1.85	61	0R	4H	3W	
8.23	11.28	3.05	3.05	100	1.39	46	0R	4H	2W	
11.28	14.33	3.05	2.95	97	2.12	70	0R	4H	2W	
14.33	17.37	3.04	3.04	100	2.26	74	0R	4H	2W	
17.37	20.42	3.05	3.05	100	1.84	60	0R	4H	2W	
20.42	23.47	3.05	3.05	100	2.95	97	0R	4H	2W	
23.47	26.52	3.05	3.05	100	2.61	86	0R	4H	2W	
26.52	29.57	3.05	2.99	98	2.46	81	0R	4H	2W	
29.57	32.61	3.04	2.9	95	1.69	56	0R	4H	2W	
32.61	35.66	3.05	3.05	100	2.74	90	0R	4H	2W	
35.66	38.70	3.04	2.35	77	2.22	73	0R	4H	2W	
38.70	41.75	3.05	3	98	2.72	89	0R	4H	2W	
41.75	44.80	3.05	2.94	96	2.91	95	0R	4H	2W	
44.80	47.85	3.05	3.05	100	2.72	89	0R	4H	2W	Rubbly fault-no joints
47.85	50.90	3.05	3.05	100	0.63	21	0R	1H	4W	
50.90	53.94	3.04	3.04	100	2.62	86	0R	4H	2W	
53.94	56.99	3.05	3.05	100	2.79	91	0R	4H	2W	
56.99	60.04	3.05	3.05	100	2.64	87	0R	4H	2W	
60.04	63.09	3.05	3.05	100	2.14	70	0R	4H	2W	
63.09	66.14	3.05	3.05	100	2.83	93	0R	4H	1W	

Depth (m)	Magnetic Susceptibility	Rock Type	Comments
1	0	OVB	casing
2	0	OVB	casing
3	0	OVB	casing
4	0.132	GRN	
5	0.093	GRN	
6	0.403	GRN	
7	0.352	GRN	
8	0.157	GRN	
9	0.107	GRN	
10	0.135	GRN	
11	0.021	GRN	
12	0.012	GRN	
13	0.191	GRN	
14	0.329	GRN	
15	0.328	GRN	
16	0.018	GRN	
17	0.112	GRN	
18	0.021	GRN	
19	0.133	GRN	
20	0.008	GRN	
21	0.159	GRN	
22	0.017	GRN	
23	0.347	GRN	
24	0.39	GRN	
25	0.287	GRN	
26	0.021	GRN	
27	0.018	GRN	
28	0.015	GRN	
29	0.014	GRN	

Depth (m)	Magnetic Susceptibility	Unit	Comments
30	0.106	GRN	
31	0.17	GRN	
31	0.17	GRN	
32	0.122	GRN	
33	0.174	GRN	
34	0.018	GRN	
35	0.137	GRN	
36	0.149	GRN	
37	0.153	GRN	
38	0.165	GRN	
39	0.144	GRN	
40	0.345	GRN	
41	0.653	GRN	
42	0.112	GRN	
43	0.028	GRN	
44	0.175	GRN	
45	0.016	GRN	
46	0.019	GRN	
47	0.021	GRN	
48	0.339	GRN	
49	0	GRN	rubble
50	0	GRN	rubble
51	0.161	GRN	
52	0.484	GRN	
53	0.011	GRN	
54	0.054	GRN	
55	0.02	GRN	
56	0.259	GRN	
57	0.166	GRN	

Depth (m)	Magnetic Susceptibility	Rock Type	Comments
58	0.126	GRN	
59	0.425	GRN	
60	0.197	GRN	
61	0.013	GRN	
62	0.326	GRN	
63	0.528	GRN	
64	0.123	GRN	
65	0.14	GRN	
66	0.129	GRN	

Depth (m)	Magnetic Susceptibility	Unit	Comments

Hole Name

Hole Name	From (m)	Length (m)	Core Size	Rock Type	Weight in Air (g)	Weight in Water (g)	Density (g/cm3)	Specific Gravity	Comments
CRQ-12-002									
	12	15.7	BTW	GRN	555.5	348.2	2.6	2.7	Granite
	27	15	BTW	GRN	528.5	323.3	2.6	2.6	Granite
	64	14.5	BTW	GRN	524.3	338	2.6	2.8	Granite

Keg - Silver Range

Grid East	Grid North	Easting	Northing	Elevation	Depth (m)
		598108	6915815	1864	66.14

ZONE: Cirque

SECTION:

HOLE: CRQ-12-003

CLAIM: YC59961

Contractor: Beaudoin

Drill: 2

Core Size: BTW

Casing Depth: 2.23m, Out

Drilling Dates: -

Geology Logged By: R. Avram

SURVEY			
Depth (m)	Azimuth	Dip	Method

TARGET:

SUMMARY			
From (m)	To (m)	Interval (m)	Rock Type
0	2.23	2.23	OVB
2.23	15.8	13.57	GRN
15.8	35	19.2	GRN
35	66.14	31.14	GRN

SAMPLES	
Numbers:	K979189 to K979214
Total:	29
Batch:	024, 026
Certificates:	WH12186477, WH12190097

COMMENTS

Box Log

CRQ-12-003

Silver Range
Cirque Zone

Archer,Cathro & Associates (1981) Limited

Box Number	From (m)	To (m)
1	2.23	7.13
2	7.13	12.49
3	12.49	18.09
4	18.09	23.46
5	23.46	28.76
6	28.76	34.2
7	34.2	39.84
8	39.84	45.24
9	45.24	50.74
10	50.74	55.73
11	55.73	60.81
12	60.81	66.14

Box Number	From (m)	To (m)

Box Number	From (m)	To (m)

From (m)	To (m)	Interval (m)	Rock Type	Grain Size	Description	Shade	Colour	Texture	Alteration	Intensity	Mineral	Conc.
0.00	2.23	2.23	OVB	--	Casing							
						--	--	---	---	--	--	0
2.23	9.00	6.77	GRN	MG	Hydrothermally altered and strongly weathered granite with alternating strongly oxidized/bleached sections. Up to 20 cm laminated quartz/Rhodocrosite veins. Manganese staining on fractures. Locally strong argillic alteration and crumbled alternating bleach/oxidized sections.							
						MD	RD	FR	OXI	4I	--	0
						MD	GY		BLE	3I		
									ARG	4I		
									MNO	3I		
									SIL	3I		
9.00	9.15	0.15	VEN	--	Laminated quartz vein with strong manganese staining.							
						LT	GY	LA	OXI	3I	--	0
									MNO	1I		
9.15	10.30	1.15	GRN	MG	Hydrothermally altered and strongly weathered granite with alternating strongly oxidized/bleached sections. Up to 20 cm laminated quartz/Rhodocrosite veins. Manganese staining on fractures. Locally strong argillic alteration and crumbled alternating bleach/oxidized sections.							
						MD	RD	FR	OXI	4I	--	0
						MD	GY		BLE	3I		
10.30	11.20	0.90	GRN	MG	Hydrothermally altered and strongly weathered granite with alternating strongly oxidized/bleached sections. Up to 20 cm laminated quartz/Rhodocrosite veins. Manganese staining on fractures. Locally strong argillic alteration and crumbled alternating bleach/oxidized sections. Argillic alteration along fractures							
						--	--	PH	MNO	4I	--	0

From (m)	To (m)	Interval (m)	Rock Type	Grain Size	Description	Shade	Colour	Texture	Alteration	Intensity	Mineral	Conc.
								FR	OXI	4I		
									ARG	1I		
11.20	15.80	4.60	GRN	MG	Hydrothermally altered and strongly weathered granite with alternating strongly oxidized/bleached sections. Up to 20 cm laminated quartz/Rhodocrosite veins. Manganese staining on fractures. Locally strong argillic alteration and crumbled alternating bleach/oxidized sections.							
						MD	RD	LA	OXI	3I	Un	0.1
						LT	GY		BLE	3I		
									ARG	1I		
15.80	16.27	0.47	GRN	MG	Hydrothermally altered and strongly weathered granite with alternating strongly oxidized/bleached sections. Up to 20 cm laminated quartz/Rhodocrosite veins. Manganese staining on fractures. Locally strong argillic alteration and crumbled alternating bleach/oxidized sections. Zone with frequent 1 cm laminated quartz vein which are weakly mineralized.							
						MD	RD	PH	BLE	4I	--	0
						LT	GY	FR	SIL	4I		
									OXI	4I		
16.27	16.32	0.05	VEN	--	Rhodocrosite (~80%)/quartz vein with fine grained disseminated sulphides.							
						--	--	LA	---	--	Py	3
											Sp	2
											Cp	0.1
											Gn	1
16.32	17.40	1.08	GRN	MG	Hydrothermally altered and strongly weathered granite with alternating strongly oxidized/bleached sections. Up to 20 cm laminated quartz/Rhodocrosite veins. Manganese staining on fractures. Locally strong argillic alteration and crumbled alternating bleach/oxidized sections. Zone with frequent 1 cm laminated quartz vein which are weakly mineralized.							
						MD	RD	FR	BLE	4I	Py	3
						LT	GY	PH	SIL	4I	Sp	2
									OXI	4I	Gn	1

From (m)	To (m)	Interval (m)	Rock Type	Grain Size	Description	Shade	Colour	Texture	Alteration	Intensity	Mineral	Conc.
											Cp	0.1
17.40	17.60	0.20	VEN	--	Laminated quartz vein (60% Granite).							
						--	--	LA	---	--	Un	2
17.60	18.00	0.40	GRN	MG	Hydrothermally altered and strongly weathered granite with alternating strongly oxidized/bleached sections. Up to 20 cm laminated quartz/Rhodocrosite veins. Manganese staining on fractures. Locally strong argillic alteration and crumbled alternating bleach/oxidized sections. Zone with frequent 1 cm laminated quartz vein which are weakly mineralized.							
						MD	RD	FR	BLE	4I	--	0
						LT	GY	PH	SIL	4I		
									OXI	4I		
18.00	18.20	0.20	VEN	--	Laminated quartz vein (30% Granite) brecciated (10% Rhodocrosite). Mineralized with fine grained disseminated chalcopyrite and pyrite and powdered black sulphides within the quartz vein.							
						--	--	LA	---	--	Cp	0.5
											Un	5
											Py	0.5
18.20	18.30	0.10	GRN	MG	Hydrothermally altered and strongly weathered granite with alternating strongly oxidized/bleached sections. Up to 20 cm laminated quartz/Rhodocrosite veins. Manganese staining on fractures. Locally strong argillic alteration and crumbled alternating bleach/oxidized sections. Zone with frequent 1 cm laminated quartz vein which are weakly mineralized.							
						MD	RD	FR	BLE	4I	--	0
						LT	GY	PH	SIL	4I		
									OXI	4I		
18.30	18.35	0.05	VEN	--	Smoked and laminated quartz vein (~ 30%) mineralized with disseminated sulphides and powdered black sulphides.							
						--	--	LA	---	--	Un	5
											Py	1
18.35	21.00	2.65	GRN	MG	Granite with barren white quartz vein and nodules. Small (< 10 cm) laminated siliceous sections.							
						--	--	LA	SIL	5I	Un	1

From (m)	To (m)	Interval (m)	Rock Type	Grain Size	Description	Shade	Colour	Texture	Alteration	Intensity	Mineral	Conc.
									OXI	4I		
21.00	21.30	0.30	VEN	--	Rhodocrosite (pink)/quartz (smoked) laminated vein (~ 40% is granite). Disseminated sphalerite and pyrite blebs and fine grained chalcopyrite and galena.							
						--	--	LA	---	--	Py	10
											Gn	0.01
											Cp	0.01
											Sp	0.1
21.30	22.85	1.55	GRN	MG	Hydrothermally altered and strongly weathered granite with alternating strongly oxidized/bleached sections. Up to 20 cm laminated quartz/Rhodocrosite veins. Manganese staining on fractures. Locally strong argillic alteration and crumbled alternating bleach/oxidized sections. Zone with frequent 1 cm laminated quartz vein which are weakly mineralized.							
						MD	GY	PH	OXI	4I		
						MD	RD	FR	BLE	4I	--	0
									SIL	4I		
22.85	22.86	0.01	VEN	--	rhodocrosite/quartz vein							
						--	--	LA	---	--	Un	20
22.86	23.50	0.64	GRN	MG	Hydrothermally altered and strongly weathered granite with alternating strongly oxidized/bleached sections. Up to 20 cm laminated quartz/Rhodocrosite veins. Manganese staining on fractures. Locally strong argillic alteration and crumbled alternating bleach/oxidized sections. Zone with frequent 1 cm laminated quartz vein which are weakly mineralized.							
						MD	GY	PH	OXI	4I		
						MD	RD	FR	BLE	4I	--	0
									SIL	4I		
23.50	24.30	0.80	GRN	MG	Barren to trace pyrite mineralized and laminated quartz vein. Vuggs (up to 2 cm) infilled with quartz. Interval consists of approximatly 50 % granite.							
						MD	RD	LA	BLE	4I	Py	0.1

From (m)	To (m)	Interval (m)	Rock Type	Grain Size	Description	Shade	Colour	Texture	Alteration	Intensity	Mineral	Conc.
						MD	GY		OXI	4I		
									SIL	4I		
24.30	24.55	0.25	GRN	MG	Hydrothermally altered and strongly weathered granite with alternating strongly oxidized/bleached sections. Up to 20 cm laminated quartz/Rhodocrosite veins. Manganese staining on fractures. Locally strong argillic alteration and crumbled alternating bleach/oxidized sections. Zone with frequent 1 cm laminated quartz vein which are weakly mineralized.							
						MD	GY	PH	SIL	4I		
						MD	RD	FR	BLE	4I	--	0
									OXI	4I		
24.55	24.59	0.04	VEN	--	oxidized white quartz vein with 5 mm Rhodocrosite band hosting sulphides?							
						--	--	LA	BLE	4I	Un	1
									OXI	4I		
									SIL	4I		
24.59	24.88	0.29	GRN	MG	Hydrothermally altered and strongly weathered granite with alternating strongly oxidized/bleached sections. Up to 20 cm laminated quartz/Rhodocrosite veins. Manganese staining on fractures. Locally strong argillic alteration and crumbled alternating bleach/oxidized sections. Zone with frequent 1 cm laminated quartz vein which are weakly mineralized.							
						MD	RD	FR	BLE	4I	--	0
						LT	GY	PH	SIL	4I		
									OXI	4I		
24.88	25.10	0.22	VEN	--	white barren vuggy quartz vein.							
						MD	WH	VU	---	--	--	0

From (m)	To (m)	Interval (m)	Rock Type	Grain Size	Description	Shade	Colour	Texture	Alteration	Intensity	Mineral	Conc.
25.10	25.95	0.85	GRN	MG	Hydrothermally altered and strongly weathered granite with alternating strongly oxidized/bleached sections. Up to 20 cm laminated quartz/Rhodocrosite veins. Manganese staining on fractures. Locally strong argillic alteration and crumbled alternating bleach/oxidized sections. Zone with frequent 1 cm laminated quartz vein which are weakly mineralized.							
						MD	RD	PH	BLE	4I	--	0
						LT	GY	FR	OXI	4I		
									SIL	4I		
25.95	26.35	0.40	VEN	--	Laminated quartz vein (~ 20% granite). 10% Rhodocrosite with fine grained disseminated pyrite and dark grey powdered sulphides in quartz.							
						MD	RD	LA	OXI	4I	Py	15
						MD	GY		SIL	5I		
26.35	26.90	0.55	FLR	FG	Clay gauge - intensely oxidized.							
						MD	OR	---	CLY	5I	--	0
26.90	28.50	1.60	GRN	MG	Hydrothermally altered and strongly weathered granite with alternating strongly oxidized/bleached sections. Up to 20 cm laminated quartz/Rhodocrosite veins. Manganese staining on fractures. Locally strong argillic alteration and crumbled alternating bleach/oxidized sections. Zone with frequent 1 cm laminated quartz vein which are weakly mineralized.							
						MD	RD	PH	BLE	4I	--	0
						LT	GY	FR	OXI	4I		
									SIL	4I		
28.50	29.90	1.40	FLR	FG	Earthy textured, broken up gaugy zone.							
						MD	OR	EA	ARG	4I	--	0
									OXI	4I		

From (m)	To (m)	Interval (m)	Rock Type	Grain Size	Description	Shade	Colour	Texture	Alteration	Intensity	Mineral	Conc.
29.90	33.50	3.60	GRN	MG	Hydrothermally altered and strongly weathered granite with alternating strongly oxidized/bleached sections. Up to 20 cm laminated quartz/Rhodocrosite veins. Manganese staining on fractures. Locally strong argillic alteration and crumbled alternating bleach/oxidized sections. Zone with frequent 1 cm laminated quartz vein which are weakly mineralized.							
						MD	WH	PH	BLE	4I	--	0
						MD	RD	FR	OXI	1I		
33.50	34.20	0.70	FLR	FG	Red clay gauge.							
						MD	RD	---	OXI	5I	--	0
34.20	35.00	0.80	GRN	MG	Hydrothermally altered and strongly weathered granite with alternating strongly oxidized/bleached sections. Up to 20 cm laminated quartz/Rhodocrosite veins. Manganese staining on fractures. Locally strong argillic alteration and crumbled alternating bleach/oxidized sections. Zone with frequent 1 cm laminated quartz vein which are weakly mineralized.							
						MD	RD	PH	BLE	4I	--	0
						LT	GY	FR	OXI	4I		
									SIL	4I		
35.00	55.50	20.50	GRN	MG	Fairly fresh granite.							
						MD	GY	PH	---	--	--	0
55.50	59.00	3.50	GRN	MG	Strongly oxidized grainte with manganese staining along fractures.							
						MD	RD	PH	OXI	4I	--	0
									MNO	3I		
59.00	66.14	7.14	GRN	MG	Fairly fresh granite.							
						MD	GY	PH	---	--	--	0

CRQ-12-003

Silver Range
Cirque Zone

Archer,Cathro & Associates (1981) Limited

From (m)	To (m)	Interval (m)	Rock Type	Recovery (m)	Recovery %	Sample Number	BatchName	Batch Class	Standard	Blank	1/4 Dup	Coarse Dup
0.00	0.00	0.00	-QC-	0.00	0	K979207	12-024	Core	ME8	☐	☐	☐
0.00	0.00	0.00	-QC-	0.00	0	K979196	12-024	Core		☑	☐	☐
2.30	5.00	2.70	GRN	1.77	66	K979189	12-024	Core		☐	☐	☐
5.00	6.70	1.70	GRN	0.00	0	K979190	12-024	Core		☐	☐	☐
6.70	8.80	2.10	GRN	0.00	0	K979191	12-024	Core		☐	☐	☐
8.80	9.40	0.60	GRN	0.00	0	K979192	12-024	Core		☐	☐	☐
9.40	11.20	1.80	GRN	0.00	0	K979193	12-024	Core		☐	☐	☐
11.20	14.00	2.80	GRN	0.00	0	K979194	12-024	Core		☐	☐	☐
14.00	15.80	1.80	GRN	0.00	0	K979195	12-024	Core		☐	☐	☐
15.80	16.40	0.60	GRN, GRN	0.00	0	K979197	12-024	Core		☐	☐	☐
15.80	16.40	0.60	GRN, GRN	0.00	0	K979198	12-024	Core		☐	☐	☑
16.40	17.40	1.00	GRN	0.00	0	K979199	12-024	Core		☐	☐	☐
17.40	18.60	1.20	GRN	0.00	0	K979200	12-024	Core		☐	☐	☐
18.60	20.60	2.00	GRN	0.00	0	K979201	12-024	Core		☐	☐	☐
20.60	21.30	0.70	GRN	0.00	0	K979202	12-024	Core		☐	☐	☐
21.30	23.50	2.20	GRN	0.00	0	K979203	12-024	Core		☐	☐	☐
23.50	24.30	0.80	GRN	0.00	0	K979204	12-024	Core		☐	☐	☐
24.30	26.00	1.70	GRN	0.00	0	K979205	12-024	Core		☐	☐	☐
26.00	26.50	0.50	GRN	0.00	0	K979206	12-024	Core		☐	☐	☐
26.50	27.40	0.90	GRN	0.00	0	K979208	12-024	Core		☐	☐	☐
27.40	30.00	2.60	GRN	0.00	0	K979209	12-026	Core		☐	☐	☐
30.00	33.00	3.00	GRN	0.00	0	K979210	12-026	Core		☐	☐	☐
33.00	34.20	1.20	GRN	0.00	0	K979211	12-026	Core		☐	☐	☐
34.20	36.00	1.80	GRN	0.00	0	K979212	12-026	Core		☐	☐	☐
55.50	57.00	1.50	GRN	0.00	0	K979213	12-026	Core		☐	☐	☐
57.00	59.00	2.00	GRN	0.00	0	K979214	12-026	Core		☐	☐	☐

From (m)	To (m)	Interval (m)	Recovery (m)	Recovery %	RQD	RQD %	Reactivity	Hardness	Weathering	Comments
0.00	2.23	2.23	0	0	0.00	0	--	--	--	Casing
2.23	5.18	2.95	2	68	0.13	4	0R	2H	3W	
5.18	8.22	3.04	2.53	83	1.65	54	0R	2H	3W	
8.22	11.27	3.05	2.73	90	1.62	53	0R	2H	3W	
11.27	14.32	3.05	3	98	1.75	57	0R	2H	3W	
14.32	17.37	3.05	3.05	100	2.13	70	0R	3H	3W	
17.37	20.42	3.05	3	98	1.43	47	0R	3H	3W	
20.42	23.46	3.04	3.04	100	2.65	87	0R	3H	3W	
23.46	26.51	3.05	3.05	100	1.77	58	0R	3H	2W	
26.51	29.56	3.05	2.93	96	0.25	8	0R	2H	4W	
29.56	32.61	3.05	2.75	90	1.00	33	0R	2H	4W	
32.61	35.66	3.05	2.65	87	0.54	18	0R	1H	4W	
35.66	38.70	3.04	2.85	94	2.10	69	0R	3H	4W	
38.70	41.75	3.05	2.95	97	2.59	85	0R	3H	2W	
41.75	44.80	3.05	2.96	97	2.31	76	0R	3H	2W	
44.80	47.85	3.05	3	98	2.16	71	0R	4H	2W	
47.85	50.90	3.05	2.95	97	2.23	73	0R	4H	2W	
50.90	53.94	3.04	3.04	100	1.63	54	0R	3H	3W	
53.94	56.99	3.05	2.95	97	1.42	47	0R	2H	3W	
56.99	60.04	3.05	2.96	97	1.18	39	0R	4H	2W	
60.04	63.09	3.05	3.05	100	2.95	97	0R	4H	2W	
63.09	66.14	3.05	2.96	97	2.91	95	0R	4H	2W	

CRQ-12-003

Depth (m)	Magnetic Susceptibility	Rock Type	Comments
1	0	OVB	casing
2	0	OVB	casing
3	0	GRN	casing
4	0.269	GRN	
5	0.226	GRN	
6	0.154	GRN	
7	0.199	GRN	
8	0.022	GRN	
9	0.185	GRN	
10	0.118	GRN	
11	0	GRN	rubble
12	0.018	GRN	
13	0.242	GRN	
14	0.179	GRN	
15	0.021	GRN	
16	0.017	GRN	
17	0.133	GRN	
18	0.015	GRN	
19	0.317	GRN	
20	0.311	GRN	
21	1.747	GRN	
22	0.2	GRN	
23	0.329	GRN	
24	0.287	GRN	
25	0.152	GRN	
26	0.334	GRN	
27	0.023	GRN	
28	0	GRN	rubble
29	0	GRN	rubble

Depth (m)	Magnetic Susceptibility	Unit	Comments
30	0.156	GRN	
31	0.138	GRN	
32	0.179	GRN	
33	0	GRN	rubble
34	0	GRN	rubble
35	0.248	GRN	
35	0.248	GRN	
36	0.146	GRN	
37	0.165	GRN	
38	0.235	GRN	
39	0.377	GRN	
40	0.02	GRN	
41	0.228	GRN	
42	0.285	GRN	
43	0.18	GRN	
44	0.176	GRN	
45	0.009	GRN	
46	0.162	GRN	
47	0.124	GRN	
48	0.016	GRN	
49	0.119	GRN	
50	0.23	GRN	
51	0.121	GRN	
52	0	GRN	rubble
53	0.168	GRN	
54	0.137	GRN	
55	0.431	GRN	
56	0.029	GRN	
57	0.138	GRN	

Depth (m)	Magnetic Susceptibility	Rock Type	Comments
58	0.018	GRN	
59	0.205	GRN	
60	0.184	GRN	
61	0.2	GRN	
62	0.133	GRN	
63	0.128	GRN	
64	0.111	GRN	
65	0.156	GRN	
66	0.183	GRN	

Depth (m)	Magnetic Susceptibility	Unit	Comments

Hole Name

Hole Name	From (m)	Length (m)	Core Size	Rock Type	Weight in Air (g)	Weight in Water (g)	Density (g/cm3)	Specific Gravity	Comments
CRQ-12-003									
	15	13.7	BTW	GRN	465.7	278	2.5	2.5	Weakly oxidized and bleached granite
	43	14.7	BTW	GRN	533.5	328	2.6	2.6	Fresh Granite

Keg - Silver Range

Archer, Cathro & Associates (1981) Limited

Grid East	Grid North	Easting	Northing	Elevation	Depth (m)
		598882	6915244	1586	146.91

ZONE: Cirque

SECTION:

HOLE: CRQ-12-004

CLAIM: YD118192

Contractor: Beaudoin

Drill: 2

Core Size: BTW

Casing Depth: 5.94m, Out

Drilling Dates: Aug 20 - Aug 22, 2012

Geology Logged By: H. Friday

SURVEY			
Depth (m)	Azimuth	Dip	Method

TARGET:

SUMMARY			
From (m)	To (m)	Interval (m)	Rock Type
0	5.94	5.94	CAS
5.94	48.29	42.35	GRN
48.29	59.95	11.66	MNZ
59.95	114.76	54.81	GRN
114.76	118	3.24	VEN
118	123.01	5.01	GRN
123.01	146.91	23.9	MNZ

SAMPLES	
Numbers:	M389636 to M389663
Total:	32
Batch:	043
Certificates:	WH12207207

COMMENTS

Box Log

CRQ-12-004

Silver Range
Cirque Zone

Archer,Cathro & Associates (1981) Limited

Box Number	From (m)	To (m)
1	5.94	11.66
2	11.66	17.26
3	17.26	22.82
4	22.82	28.33
5	28.33	33.63
6	33.63	39.32
7	39.32	45
8	45	50.47
9	50.47	56
10	56	61
11	61	66.61
12	66.61	72.46
13	72.46	77.8
14	77.8	82.93
15	82.93	88.68
16	88.68	94.18
17	94.18	99.36
18	99.36	104.53
19	104.53	109.64
20	109.64	115
21	115	120.48
22	120.48	125.64
23	125.64	130.91
24	130.91	136.45
25	136.45	141.6
26	141.6	146.91

Box Number	From (m)	To (m)

Box Number	From (m)	To (m)

From (m)	To (m)	Interval (m)	Rock Type	Grain Size	Description	Shade	Colour	Texture	Alteration	Intensity	Mineral	Conc.
0.00	5.94	5.94	CAS	--	Casing							
						--	--	---	---	--	--	0
5.94	19.21	13.27	GRN	MG	Medium grey phaneritic granite. Weak oxidation seen on fracture surfaces. 2 pegmetite veins seen at 6.21 - 6.59 and 7.57 - 7.52m - Both have rough contacts into granite.							
						MD	GY	PH	OXI	1I	--	0
19.21	32.08	12.87	GRN	MG	Light to medium grey to tan phaneritic granite with localized phyllic and argillic alteration. Oxidation seen enveloping select fracture surfaces. Small dark brown/grey stringers throughout surrounded by oxidation envelopes - too small to see if they are sulphide-rich.							
						MD	TN		ARG	1I		
						LT	GY	PH	PHC	2I	--	0
									OXI	2I		
32.08	48.29	16.21	GRN	MG	Medium grey phaneritic granite. Weak oxidation seen on select fracture surfaces. Very weak phyllic alteration around small 2mm quartz veinlets. Phyllic envelopes 1-2cm thick.							
						MD	GY	PH	OXI	1I	--	0
									PHC	1I		
48.29	59.95	11.66	MNZ	FG	Medium grey-green porphyritic monzonite with a very fine grained matrix - little to no quartz in matrix. Plagioclase and chlorite phenocrysts throughout. Weak oxidation seen on select fracture surfaces. Small fine grained bright pyrite blebs seen throughout the matrix. Disseminated pyrrhotite seen throughout. Strongly magnetic. Calcite replacement (?) of matrix.							
						MD	GY	PO	OXI	1I	Py	0.01
						MD	GN				Po	1

From (m)	To (m)	Interval (m)	Rock Type	Grain Size	Description	Shade	Colour	Texture	Alteration	Intensity	Mineral	Conc.
59.95	93.53	33.58	GRN	MG	Medium to light grey to green phaneritic granite. Localized moderate phyllic and weak argillic alteration throughout. Oxidation seen enveloping select fracture surfaces. Small dark brown/grey stringers throughout surrounded by oxidation envelopes - too small to see if they are sulphide rich.							
						MD	GY	PH	PHC	2I	--	0
						LT	GN		ARG	1I		
									OXI	2I		
93.53	114.76	21.23	GRN	MG	light to medium grey to green phaneritic granite with localized segments of porphyritic texture - feldspars as phenocrysts - 5mm-1cm in size. Moderate phyllic alteration throughout with localized weak argillic. Weak oxidation seen on select fracture surfaces and weak to moderate manganese oxide seen enveloping select fracture surfaces - envelope typically 1cm. Small 2-5mm thick quartz-carbonate veinlets with disseminated pyrite and sphalerite throughout. Upper contact at 55 degrees TCA.							
						MD	GN	PO	ARG	2I	Sp	0.01
						LT	GY	PH	PHC	3I	Py	0.01
									OXI	1I		
114.76	115.36	0.60	VEN	CG	Medium to dark grey semi-massive sulphide quartz vein. Entire interval rubble. Quartz is locally brecciated. Sulphides seen are galena, sphalerite, pyrite (both very fine grained dull and fine grained bright pyrite) and very small amounts of arsenopyrite. Weak oxidation on fracture surfaces.							
						MD	GY	MA	OXI	1I	Gn	2
						DK	GY				Sp	30
											Py	10
											As	0.1
115.36	118.00	2.64	GRN	MG	Light to medium grey granite with two large quartz-breccia veins at 115.76-116.46m and 117.20-118.00m. Breccia has disseminated pyrite, sphalerite and arsenopyrite throughout. Veins vuggy oxidation seen on fracture surface and vug surfaces. Quartz-carbonate veins seen in the surrounding granite. Carbonate pinkish - with euhedral pyrite in these veins. A 12cm heavily oxidized gouge zone on the lower contact.							

From (m)	To (m)	Interval (m)	Rock Type	Grain Size	Description	Shade	Colour	Texture	Alteration	Intensity	Mineral	Conc.
						MD	GY	PH	OXI	1I	Sp	2
						LT	GY	BX	SIL	5I	Py	2
											As	0.1
118.00	123.01	5.01	GRN	MG	Light to mid grey to green granite with local moderate phyllic and weak argillic alteration throughout. Weak oxidation seen on select fracture surfaces. Small 2mm - 5mm thick quartz and quartz-carbonate veinlets that host pyrite, sphalerite and arsenopyrite mineralization.							
						MD	GY		ARG	1I	Sp	0.01
						LT	GN	PH	PHC	2I	Py	0.01
									OXI	1I	As	0.01
123.01	146.91	23.90	MNZ	MG	Medium to dark grey-green phaneritic to porphyritic monzonite. Weak oxidation seen on fracture surfaces. Chlorite phenocrysts seen throughout. Small 1mm quartz and carbonate stringers throughout. Carbonate infill of matrix. Not magnetic like previous monzonite. Gradually getting lighter in colour down hole.							
						MD	GY	PH	OXI	1I	--	0
						DK	GN	PO				

CRQ-12-004

From (m)	To (m)	Interval (m)	Rock Type	Recovery (m)	Recovery %	Sample Number	BatchName	Batch Class	Standard	Blank	1/4 Dup	Coarse Dup
0.00	0.00	0.00	-QC-	0.00	0	M389644	12-043	Core		☑	☐	☐
0.00	0.00	0.00	-QC-	0.00	0	M389654	12-043	Core		☑	☐	☐
0.00	0.00	0.00	-QC-	0.00	0	M389663	12-043	Core	ME8	☐	☐	☐
0.00	0.00	0.00	-QC-	0.00	0	M389642	12-043	Core	ME8	☐	☐	☐
19.21	21.03	1.82	GRN	1.82	100	M389636	12-043	Core		☐	☐	☐
21.03	24.08	3.05	GRN	3.00	98	M389637	12-043	Core		☐	☐	☐
24.08	27.13	3.05	GRN	3.05	100	M389638	12-043	Core		☐	☐	☐
27.13	30.18	3.05	GRN	3.05	100	M389639	12-043	Core		☐	☐	☐
30.18	32.08	1.90	GRN	1.89	99	M389640	12-043	Core		☐	☐	☐
48.29	51.29	3.00	GRN, MNZ	3.00	100	M389661	12-043	Core		☐	☐	☐
51.29	54.29	3.00	MNZ	2.97	99	M389662	12-043	Core		☐	☐	☐
93.53	95.00	1.47	GRN	1.42	97	M389641	12-043	Core		☐	☐	☐
95.00	97.23	2.23	GRN	2.15	96	M389643	12-043	Core		☐	☐	☐
97.23	100.28	3.05	GRN	3.05	100	M389645	12-043	Core		☐	☐	☐
100.28	103.33	3.05	GRN	3.05	100	M389646	12-043	Core		☐	☐	☐
103.33	106.37	3.04	GRN	3.02	99	M389647	12-043	Core		☐	☐	☐
106.37	109.42	3.05	GRN	3.05	100	M389648	12-043	Core		☐	☐	☐
109.42	111.76	2.34	GRN	2.34	100	M389649	12-043	Core		☐	☐	☐
109.42	111.76	2.34	GRN	2.34	100	M389650	12-043	Core		☐	☑	☐
111.76	113.26	1.50	GRN	1.44	96	M389651	12-043	Core		☐	☐	☐
113.26	114.76	1.50	GRN	1.50	100	M389652	12-043	Core		☐	☐	☐
114.76	115.36	0.60	GRN, VEN	0.37	62	M389653	12-043	Core		☐	☐	☐
115.36	116.46	1.10	VEN	0.89	81	M389655	12-043	Core		☐	☐	☐
116.46	117.20	0.74	VEN	0.74	100	M389656	12-043	Core		☐	☐	☐
117.20	118.00	0.80	VEN	0.80	100	M389657	12-043	Core		☐	☐	☐
118.00	119.50	1.50	GRN, VEN	1.44	96	M389658	12-043	Core		☐	☐	☐

From (m)	To (m)	Interval (m)	Rock Type	Recovery (m)	Recovery %	Sample Number	BatchName	Batch Class	Standard	Blank	1/4 Dup	Coarse Dup
119.50	121.00	1.50	GRN	1.34	89	M389659	12-043	Core		☐	☐	☐
121.00	123.01	2.01	GRN	1.98	99	M389660	12-043	Core		☐	☐	☐

From (m)	To (m)	Interval (m)	Recovery (m)	Recovery %	RQD	RQD %	Reactivity	Hardness	Weathering	Comments
0.00	5.94	5.94	0	0	0.00	0	--	--	--	Casing, no recovery.
5.94	6.10	0.16	0.16	100	0.00	0	0R	4H	1W	
6.10	8.84	2.74	2.74	100	2.68	98	0R	4H	1W	
8.84	11.89	3.05	3.05	100	3.05	100	0R	4H	1W	
11.89	14.94	3.05	2.95	97	2.48	81	0R	4H	1W	
14.94	17.98	3.04	3.04	100	2.86	94	0R	4H	1W	
17.98	21.03	3.05	3.05	100	2.36	77	0R	4H	1W	
21.03	24.08	3.05	3	98	2.83	93	0R	4H	2W	
24.08	27.13	3.05	3.05	100	2.33	76	0R	4H	2W	
27.13	30.18	3.05	3.05	100	3.00	98	0R	3H	2W	
30.18	33.22	3.04	3.04	100	2.88	95	0R	3H	2W	
33.22	36.27	3.05	3.01	99	2.96	97	0R	4H	1W	
36.27	39.32	3.05	3.05	100	3.00	98	0R	4H	1W	
39.32	42.37	3.05	3.05	100	3.00	98	0R	4H	1W	
42.37	45.42	3.05	3.05	100	2.85	93	0R	4H	1W	
45.42	48.46	3.04	3.03	100	2.76	91	0R	4H	1W	
48.46	51.51	3.05	3.05	100	2.16	71	2R	4H	1W	
51.51	54.56	3.05	3.05	100	2.43	80	2R	4H	1W	
54.56	57.61	3.05	3.03	99	2.00	66	2R	4H	1W	
57.61	60.65	3.04	3.04	100	1.40	46	2R	4H	1W	
60.65	63.70	3.05	3.05	100	2.85	93	0R	4H	1W	
63.70	66.75	3.05	3.05	100	3.05	100	0R	4H	1W	
66.75	69.79	3.04	2.9	95	2.52	83	0R	4H	1W	
69.79	72.85	3.06	3.06	100	3.06	100	0R	4H	1W	
72.85	75.90	3.05	3.05	100	3.05	100	0R	4H	1W	
75.90	78.94	3.04	3.04	100	2.95	97	0R	4H	1W	
78.94	81.99	3.05	3.05	100	2.90	95	0R	4H	1W	
81.99	85.04	3.05	3.05	100	3.00	98	0R	4H	1W	
85.04	88.09	3.05	3.05	100	3.05	100	0R	4H	1W	

From (m)	To (m)	Interval (m)	Recovery (m)	Recovery %	RQD	RQD %	Reactivity	Hardness	Weathering	Comments
88.09	91.14	3.05	3.05	100	2.95	97	0R	4H	1W	
91.14	94.18	3.04	3.04	100	3.04	100	0R	4H	1W	
94.18	97.23	3.05	3.05	100	2.69	88	0R	3H	2W	
97.23	100.28	3.05	3.05	100	2.54	83	0R	3H	2W	
100.28	103.33	3.05	3.05	100	2.69	88	0R	4H	2W	
103.33	106.37	3.04	3.02	99	2.37	78	0R	3H	1W	
106.37	109.42	3.05	3.05	100	2.80	92	0R	4H	1W	
109.42	112.47	3.05	3.05	100	2.71	89	0R	4H	1W	
112.47	115.52	3.05	2.8	92	1.51	50	0R	3H	1W	
115.52	118.57	3.05	3.05	100	1.48	49	0R	4H	2W	
118.57	121.62	3.05	2.96	97	2.33	76	0R	4H	1W	
121.62	124.66	3.04	3.04	100	2.72	89	0R	4H	1W	
124.66	127.71	3.05	3.04	100	2.05	67	0R	4H	1W	
127.71	130.76	3.05	2.98	98	2.92	96	0R	4H	1W	
130.76	133.81	3.05	3	98	2.60	85	0R	4H	1W	
133.81	136.86	3.05	3.05	100	2.61	86	0R	4H	1W	
136.86	139.90	3.04	3.04	100	2.61	86	0R	4H	1W	

Depth (m)	Magnetic Susceptibility	Rock Type	Comments
7	0.108	GRN	
8	0.106	GRN	
9	0.015	GRN	
10	0.138	GRN	
11	0.135	GRN	
12	0.339	GRN	
13	0.118	GRN	
14	0.108	GRN	
15	0.123	GRN	
16	0.359	GRN	
17	0.116	GRN	
18	0.122	GRN	
19	0.115	GRN	
20	0.123	GRN	
21	0.348	GRN	
22	0.159	GRN	
23	0.145	GRN	
24	0.127	GRN	
25	0.007	GRN	
26	0.011	GRN	
27	0.341	GRN	
28	0.02	GRN	
29	0.125	GRN	
30	0.154	GRN	
31	0.129	GRN	
32	0.123	GRN	
33	0.116	GRN	
34	0.097	GRN	
35	0.14	GRN	
36	0.055	GRN	
37	0.023	GRN	
38	0.112	GRN	
39	0.255	GRN	
40	0.116	GRN	
41	0.107	GRN	
42	0.059	GRN	
43	0.106	GRN	
44	0.127	GRN	
45	0.123	GRN	
46	0.122	GRN	
47	0.122	GRN	
48	0.2	GRN	
49	12.97	MNZ	
50	16.48	MNZ	
51	12.54	MNZ	
52	9	MNZ	
53	17.02	MNZ	
54	9.68	MNZ	
55	0.754	MNZ	
56	0.759	MNZ	
57	23	MNZ	
58	11.42	MNZ	
59	8.02	MNZ	
60	0.235	GRN	
61	0.058	GRN	
62	0.161	GRN	
63	0.152	GRN	
64	0.141	GRN	

Depth (m)	Magnetic Susceptibility	Rock Type	Comments
65	0.141	GRN	
66	0.226	GRN	
67	0.127	GRN	
68	0.133	GRN	
69	0.378	GRN	
70	0.125	GRN	
71	0.116	GRN	
72	0.046	GRN	
73	0.13	GRN	
74	0.021	GRN	
75	0.271	GRN	
76	0.107	GRN	
77	0.07	GRN	
78	0.143	GRN	
79	0.134	GRN	
80	0.147	GRN	
81	0.143	GRN	
82	0.138	GRN	
83	0.123	GRN	
84	0.134	GRN	
85	0.135	GRN	
86	0.117	GRN	
87	0.121	GRN	
88	0.198	GRN	
89	0.068	GRN	
90	0.139	GRN	
91	0.123	GRN	
92	0.158	GRN	
93	0.179	GRN	
94	0.048	GRN	
95	0.172	GRN	
96	0.061	GRN	
97	0.044	GRN	
98	0.162	GRN	
99	0.117	GRN	
100	0.173	GRN	
101	0	GRN	broken
102	0.157	GRN	
103	0.188	GRN	
104	0.175	GRN	
105	0.144	GRN	
106	0.111	GRN	
107	0.156	GRN	
108	0.02	GRN	
109	0.031	GRN	
110	0.17	GRN	
111	0.156	GRN	
112	0.129	GRN	
113	0.113	GRN	
114	0.187	GRN	
115	0	VEN	broken
116	0	VEN	broken
117	0.221	VEN	
118	0.506	GRN	
118	0.506	VEN	
119	0.047	GRN	
120	0.135	GRN	
121	0.256	GRN	
122	0.14	GRN	
123	0.285	GRN	
124	5.833	MNZ	
125	0.869	MNZ	

Depth (m)	Magnetic Susceptibility	Rock Type	Comments
126	0.333	MNZ	
127	0.594	MNZ	
128	0.361	MNZ	
129	0.51	MNZ	
130	0.365	MNZ	
131	0.421	MNZ	
132	0.417	MNZ	
133	0.502	MNZ	
134	0.463	MNZ	
135	0.535	MNZ	
136	0.555	MNZ	
137	0.519	MNZ	
138	0.516	MNZ	
139	0.537	MNZ	
140	0.492	MNZ	
141	0.495	MNZ	
142	0.594	MNZ	
143	0.472	MNZ	
144	0.379	MNZ	
145	0.409	MNZ	
146	0.429	MNZ	

Depth (m)	Magnetic Susceptibility	Unit	Comments

Hole Name

Hole Name	From (m)	Length (m)	Core Size	Rock Type	Weight in Air (g)	Weight in Water (g)	Density (g/cm3)	Specific Gravity	Comments
CRQ-12-004									
	9	15	BTW	GRN	521.5	318	2.5	2.6	Medium grey granite with 2cm thick weak argillic altd. Band.
	36	14.5	BTW	GRN	526.6	317.8	2.7	2.5	Medium greenish grey granite with 2mm quartz veinlet with 3cm phyllic altn. Halo.
	56.8	14.5	BTW	MNZ	537.5	343.5	2.7	2.8	Medium greenish grey monzonite. Magnetic w/ disseminated FG pyrrotite.
	81.1	14.6	BTW	GRN	521.5	327.5	2.6	2.7	Medium grey fresh granite.
	107.8	14.7	BTW	GRN	501.3	306.5	2.5	2.6	Light grey, lightly bleached and argillic altd. Granite.
	117	14.9	BTW	VEN	556.4	362.6	2.7	2.9	Light, dull green granite cut by quartz veins, comprising 20% of core piece. Mineralized with fine grain blebby pyrite and sphalerite.
	137	14.8	BTW	MNZ	547	376.3	2.7	3.2	Medium greenish grey monzonite.

Keg - Silver Range

Archer, Cathro & Associates (1981) Limited

Grid East	Grid North	Easting	Northing	Elevation	Depth (m)
09+935 NE	09+720 NW	595532	6918142	1631.07	15.62

ZONE: Hammer

SECTION: 9+720

HOLE: HAM-12-001

CLAIM: YD155446

Contractor: Platinum

Drill: 1

Core Size: NQ

Casing Depth: 5.5m, Out

Drilling Dates: Jun 09 - Jun 10, 2012

Geology Logged By: R. Avram

SURVEY			
Depth (m)	Azimuth	Dip	Method
0	80	-45	Compass
10	80	-45	Compass

TARGET:

SUMMARY			
From (m)	To (m)	Interval (m)	Rock Type
0	5.5	5.5	CAS
5.5	15.62	10.12	GRN

SAMPLES	
Numbers:	
Total:	1
Batch:	
Certificates:	

COMMENTS
Hole was abandoned, lost in fault zone.

Box Log

HAM-12-001

Silver Range
Hammer Zone

Archer,Cathro & Associates (1981) Limited

Box Number	From (m)	To (m)
1	5.5	10.94
2	10.94	15.62

Box Number	From (m)	To (m)

Box Number	From (m)	To (m)

HAM-12-001

From (m)	To (m)	Interval (m)	Rock Type	Grain Size	Description	Shade	Colour	Texture	Alteration	Intensity	Mineral	Conc.
0.00	5.50	5.50	CAS	--	Casing							
						--	--	---	---	--	--	0
5.50	15.62	10.12	GRN	MG	Medium grained, medium grey, tracely oxidized phaneritic granite with 2 mica.							
						MD	GY	PH	OXI	1I	--	0

HAM-12-001

From (m)	To (m)	Interval (m)	Recovery (m)	Recovery %	RQD	RQD %	Reactivity	Hardness	Weathering	Comments
0.00	5.50	5.50	0	0	0.00	0	0R	--	--	casing, no recovery
5.50	8.23	2.73	2.63	96	1.22	45	0R	4H	1W	
8.23	11.28	3.05	2.98	98	2.28	75	0R	4H	1W	
11.28	14.33	3.05	3.05	100	2.96	97	0R	4H	1W	
14.33	15.62	1.29	1.29	100	0.97	75	0R	4H	1W	EOH

Magnetic Suscepatibility

HAM-12-001

Silver Range
Hammer Zone

Archer,Cathro & Associates (1981) Limited

Depth (m)	Magnetic Susceptibility	Rock Type	Comments
0	0	CAS	casing
1	0	CAS	casing
2	0	CAS	casing
3	0	CAS	casing
4	0	CAS	casing
5	0	CAS	casing
6	0.04	GRN	
7	0.1	GRN	
8	0.1	GRN	
9	0.1	GRN	
10	0.11	GRN	
11	0.11	GRN	
12	0.13	GRN	
13	0.09	GRN	
14	0.12	GRN	
15	0.03	GRN	EOH

Depth (m)	Magnetic Susceptibility	Unit	Comments

Keg - Silver Range

Archer, Cathro & Associates (1981) Limited

Grid East	Grid North	Easting	Northing	Elevation	Depth (m)
09+935 NE	09+720NW	595532	6918142	1631.06	249.02

ZONE: Hammer

SECTION:

HOLE: HAM-12-002

CLAIM: YD155446

Contractor: Platinum

Drill: 1

Core Size: NQ

Casing Depth: 3.81m, Out

Drilling Dates: Jun 10 - Jun 13, 2012

Geology Logged By: G. Titley

SURVEY			
Depth (m)	Azimuth	Dip	Method
0	80	-45	Compass
245.97	87	-46.9	Ranger

TARGET:

SUMMARY			
From (m)	To (m)	Interval (m)	Rock Type
0	3.81	3.81	CAS
3.81	14.47	10.66	GRN
14.47	19.76	5.29	GRN
19.76	21.4	1.64	GRN
21.4	25.36	3.96	GRN
25.36	53.48	28.12	GRN
53.48	60.8	7.32	GRN
60.8	79.77	18.97	GRN
79.77	95.18	15.41	GRN
95.18	99.48	4.3	GRN
99.48	144.86	45.38	GRN
144.86	149.87	5.01	GRN
149.87	204.39	54.52	GRN
204.39	249.02	44.63	DIO

SAMPLES	
Numbers:	L845501 to L845559
Total:	74
Batch:	001, 002
Certificates:	WH12138330, WH12138799

COMMENTS

Redrill of hole 1. Mineralisation, if not otherwise specified, occurs as a black powder which is probably a mix of very fine grained sulphides, sulphosalts and oxides.

Box Log

HAM-12-002

Silver Range
Hammer Zone

Archer,Cathro & Associates (1981) Limited

Box Number	From (m)	To (m)
1	3.81	9.27
2	9.27	15.02
3	15.02	20.52
4	20.52	26.26
5	26.26	32.61
6	32.61	38.28
7	38.28	43.89
8	43.89	49.96
9	49.96	55.62
10	55.62	61.17
11	61.17	67.26
12	67.26	72.7
13	72.7	78.42
14	78.42	83.94
15	83.94	89.63
16	89.63	94.98
17	94.98	100.66
18	100.66	106.44
19	106.44	112.18
20	112.18	117.89
21	117.89	123.58
22	123.58	129.15
23	129.15	134.72
24	134.72	140.46
25	140.46	146.2
26	146.2	152.06
27	152.06	157.58
28	157.58	163.25
29	163.25	168.92
30	168.92	174.73
31	174.73	180.49
32	180.49	185.94
33	185.94	191.52
34	191.52	197.21
35	197.21	203.05
36	203.05	208.85
37	208.85	214.53
38	214.53	220.09
39	220.09	225.8
40	225.8	231.5
41	231.5	237.29
42	237.29	242.93
43	242.93	248.48
44	248.48	249.02

Box Number	From (m)	To (m)

From (m)	To (m)	Interval (m)	Rock Type	Grain Size	Description	Shade	Colour	Texture	Alteration	Intensity	Mineral	Conc.
0.00	3.81	3.81	CAS	--	Casing							
						--	--	---	---	--	--	0
3.81	14.47	10.66	GRN	MG	Medium grained, medium grey granite with trace oxidization, which occurs primarily as a yellowish orange stain of fracture faces. 3cm Quartz vein at 5.98-6.13, 34° TCA.							
						MD	GY	PH	OXI	1I	--	0
									SIL	1I		
14.47	19.76	5.29	GRN	MG	Strongly oxidized granite. Black mineralisation visible on some fracture faces.							
						MD	GY	PH	OXI	4I	Un	1
						MD	OR					
19.76	21.40	1.64	GRN	MG	Fairly oxidized granite. Oxidation occurs predominantly as 45° TCA bands of medium orange on core as well as dark orange staining on fracture faces.							
						MD	GY	PH	OXI	2I	--	0
21.40	23.40	2.00	GRN	MG	Intermittently weakly to strongly oxidized, weakly to moderately bleached granite.							
						MD	GY	PH	OXI	3I	--	0
						MD	OR		BLE	3I		
23.40	23.84	0.44	GRN	MG	Strongly oxidized, moderately bleached granite with stringers and veinlets of black (sulphide) mineralisation. Oxidation occurs as a stain on core and on fracture faces. Vuggy black mineralised veinlets occur at 34° TCA and roughly 145° to the predominant axis of oxidation. Black stringers are more common with proximity to the veinlets.							
						LT	GY	PH	OXI	4I	Un	3
						LT	RD		BLE	3I		
23.84	23.97	0.13	QVN	CG	Euhedral, vuggy citrine and smokey quartz vein. Black mineralization 50%.							
						MD	GY	VU	OXI	1I	Un	50

From (m)	To (m)	Interval (m)	Rock Type	Grain Size	Description	Shade	Colour	Texture	Alteration	Intensity	Mineral	Conc.
23.97	24.57	0.60	GRD	MG	Strongly oxidized, moderately bleached granite with stringers and veinlets of black (sulphide) mineralisation. Oxidation occurs as a stain on core and on fracture faces. Vuggy black mineralised veinlets occur at 34° TCA and roughly 145° to the predominant axis of oxidation. Black stringers are more common with proximity to the veinlets.							
						LT	GY	PH	OXI	4I	Un	3
						LT	RD		BLE	3I		
24.57	25.36	0.79	GRN	MG	Strongly bleached, moderately silicified granite with a stockwork of orange oxidized, black veinlets.							
						MD	OR		BLE	4I		
						LT	GY	PH	OXI	4I	Un	3
									SIL	3I		
25.36	28.17	2.81	GRN	MG	Weakly oxidized granite, oxidation decreases with depth.							
						MD	GY	PH	OXI	2I	--	0
						MD	OR					
28.17	29.53	1.36	GRN	MG	Strongly clay altered, oxidized granite rubble.							
						MD	GY	PH	OXI	4I	--	0
						DK	OR		CLY	4I		
29.53	39.90	10.37	GRN	MG	Trace to moderately strongly oxidized, locally weakly bleached and clay altered granite. Manganese oxides visible on some fracture faces.							
						MD	GY	---	OXI	3I	--	0
39.90	44.11	4.21	GRN	MG	Intermittently moderately to strongly oxidized, weakly to strongly bleached, tracely to fairly clay altered granite with scattered black mineralised veinlets and manganese oxide staining.							
						MD	OR	VT	OXI	3I	Un	2
						MD	GY		BLE	3I		
									CLY	1I		
44.11	44.27	0.16	GRN	MG	14cm thick interstitial black mineralisation and dark brown oxidized granite							
						DK	BK	PH	OXI	3I	Un	50
						DK	BR					

From (m)	To (m)	Interval (m)	Rock Type	Grain Size	Description	Shade	Colour	Texture	Alteration	Intensity	Mineral	Conc.
44.27	44.64	0.37	GRN	MG	Intensely bleached, moderately clay altered granite.							
						LT	GY	PH	BLE	5I	Un	3
									CLY	3I		
44.64	44.75	0.11	GRN	MG	6cm thick black, powdery mineralised veinlet.							
						DK	BK	VT	OXI	2I	Un	90
44.75	53.48	8.73	GRN	MG	Intermittently moderately to intensely clay altered, bleached and oxidized granite. Scattered black mineralised veinlets up to 5mm thick.							
						MD	OR		CLY	5I		
						LT	GY	PH	OXI	3I	Un	1
									BLE	3I		
53.48	55.94	2.46	GRN	MG	Intencely silicified (27° TCA quartz vein), moderately to intensely oxidized granite with black mineralisation visible on fracture faces. Quartz vein has up to 3cm large vugs.							
						MD	GY	PH	OXI	4I	Un	35
						MD	BR					
55.94	56.12	0.18	GRN	MG	Strongly orange-brown oxidized granite interstitial with <1-1mm thick black mineralised veinlets.							
						MD	BR	PH	OXI	4I	Un	50
						DK	BK					
56.12	56.79	0.67	QVN	CG	>50cm thick quartz vein with up to 2cm large vugs revealing euhedral quartz crystals as well as black sulphide powder and yellowish chalcedony. Lower contact is a weak, clay altered gouge demonstrating moderate orange-brown oxidation.							
						MD	OR					
						LT	GY	VU	OXI	2I	Un	20
						DK	BK					
56.79	57.00	0.21	GRN	MG	Intensely clay altered, intensely oxidized granite with <10mm blebs of black sulphide powder and quartz fragments.							
						MD	OR		OXI	5I		
						LT	GY	PH	CLY	5I	Un	5
									SIL	3I		

From (m)	To (m)	Interval (m)	Rock Type	Grain Size	Description	Shade	Colour	Texture	Alteration	Intensity	Mineral	Conc.
57.00	60.80	3.80	GRN	MG	Strongly orange-brown oxidized granite with black infilled <1mm thick fractures and weak silicification in the form of 1-7mm thick vuggy quartz veinlets oriented at 47° TCA. 1-4mm large coarse grained muscovite visible. Black mineralised veinlets and manganse oxides scattered throughout.							
						MD	GY	PH	OXI	4I	Un	10
						MD	BR		SIL	2I		
60.80	61.42	0.62	GRN	MG	Weakly red-brown oxidized, tracely bleached green-grey granite.							
						MD	GY	PH	OXI	2I	--	0
									BLE	1I		
61.42	63.57	2.15	GRN	MG	Moderately to strongly oxidized, strongly bleached granite with black, dendritic manganese oxides visible on fracture faces as well as a pistachio green mineral (not epidote). 1-2mm wide red-brown oxidized veinlets prominent from 62.77-63.							
						LT	GY	PH	OXI	3I	Un	1
						LT	OR		BLE	4I		
63.57	66.32	2.75	GRN	MG	Tracely oxidized, weakly clay altered granite with black sulphide powder in 2-3mm thick veinlets at 13° TCA.							
						MD	GY	PH	OXI	1I	Un	3
									CLY	2I		
66.32	66.75	0.43	GRN	MG	Moderately oxidized granite with patchy black mineralisation.							
						MD	GY	PH	OXI	3I	Un	45
						DK	BK					
66.75	78.58	11.83	GRN	MG	Weakly to strongly oxidized, tracely to fairly clay altered, tracely to weakly bleached granite with trace silicification and black mineralisation. Silicification exists as a 51° TCA, 12mm thick quartz veinlet at 78.01.							
						MD	GY	PH	SIL	1I	Un	2
						MD	OR		OXI	3I		
									CLY	1I		
									BLE	1I		

From (m)	To (m)	Interval (m)	Rock Type	Grain Size	Description	Shade	Colour	Texture	Alteration	Intensity	Mineral	Conc.
78.58	79.77	1.19	GRN	MG	Strongly oxidized, intensely clay altered, bleached granite with black powdery mineralisation.							
						LT	GY	PH	OXI	4I	--	0
						DK	BK		BLE	4I		
									CLY	5I		
79.77	95.18	15.41	GRN	MG	Weakly oxidized, bleached granite with trace clay alteration and silicification. Red-brown oxidized veinlets occur preferentially at 65-80° TCA, but a few are at <10° TCA; all are 1-5mm thick. <2mm thick white calcite veinlets tracely scattered throughout. Silicification exists as patches of harder, glossier core.							
						MD	GY	PH	SIL	1I	Ca	1
						MD	BR		OXI	2I		
									CLY	1I		
									BLE	2I		
95.18	95.85	0.67	GRN	MG	Fairly oxidized granite with a 5-20mm thick buff-grey, barren quartz veinlet at 10° TCA. Veinlet ends at 95.71.							
						MD	BR		BLE	1I		
						LT	GY	PH	OXI	2I	--	0
									SIL	4I		
95.85	96.94	1.09	GRN	MG	Tracely to fairly oxidized granite with scattered clay alteration and <1mm thick black sulphide mineralised veinlets at 37° TCA enveloped by red-brown oxidization.							
						DK	GY	PH	OXI	1I	Un	1
96.94	99.48	2.54	GRN	MG	Moderately to strongly oxidized granite with black manganese oxides and black sulphide mineralised veinlets.							
						MD	GY	PH	OXI	4I	Un	5
						MD	BR					
99.48	124.72	25.24	GRN	MG	Intermittently tracely bleached, oxidized or clayed granite.							
						MD	GY	PH	OXI	1I	--	0
						DK	GY		CLY	1I		
									BLE	1I		

From (m)	To (m)	Interval (m)	Rock Type	Grain Size	Description	Shade	Colour	Texture	Alteration	Intensity	Mineral	Conc.
124.72	124.82	0.10	GRN	MG	Light grey granite with a single, 56° TCA, 10mm thick quartz and calcite veinlet. Black blebs visible upon breaking core open.							
						LT	GY	PH	SIL	4I	Un	10
									BLE	2I	Ca	10
124.82	127.71	2.89	GRN	MG	Intermittently tracely bleached, oxidized or clayed granite.							
						MD	GY	PH	CLY	1I	--	0
									BLE	1I		
									OXI	1I		
127.71	129.92	2.21	GRN	MG	Intensely clayed granite.							
						LT	GY	PH	CLY	5I	--	0
									OXI	1I		
129.92	144.86	14.94	GRN	MG	Locally fresh to strongly oxidized granite.							
						MD	GY	PH	OXI	1I	Ca	1
						--	--					
144.86	145.91	1.05	GRN	MG	Intensely bleached, moderately oxidized granite with two 3mm thick black sulphide veinlets.							
						LT	GY	PH	BLE	5I	Un	4
									OXI	3I		
145.91	145.97	0.06	GRN	CG	58° TCA, 6cm thick rhodocrosite veinlet with up to 5mm thick black sulphides. Up to 2cm large rhodocrosite crystals visible in vuggy centre. 60° TCA upper contact (approx).							
						LT	PK	VU	OXI	2I	Un	5
145.97	147.15	1.18	GRN	MG	Intensely bleached, moderately oxidized granite with black mineralised veinlets.							
						LT	GY	PH	BLE	5I	Un	3
									OXI	3I		
147.15	147.69	0.54	GRN	MG	Black sulphide/oxide powder and weakly oxidized granite.							
						MD	GY					
						LT	RD					
						DK	BK	PH	OXI	5I	Un	80
147.69	149.87	2.18	GRN	MG	Moderately oxidized granite with black sulphide veinlets.							
						MD	GY	PH	OXI	3I	Un	2

From (m)	To (m)	Interval (m)	Rock Type	Grain Size	Description	Shade	Colour	Texture	Alteration	Intensity	Mineral	Conc.
						MD	OR					
149.87	188.11	38.24	GRN	MG	Granite with up to 2m intervals of intense clay alteration. Trace oxidation and black mineralised veinlets (<1%). 1-2mm thick calcite veinlets and up to 50cm large feldspar megacryst lenses scattered throughout.							
						MD	GY	PH	CLY	2I	Ca	1
						LT	GY		OXI	1I	Un	1
188.11	192.52	4.41	GRN	MG	Moderately oxidized, clay altered granite with scattered <1mm thick calcite veinlets. Oxidized feldspar megacryst lens visible.							
						LT	GY	PH	CLY	3I	Ca	1
						LT	OR		OXI	3I		
									BLE	3I		
192.52	203.05	10.53	GRN	MG	Greenish granite with trace oxidation and black mineralised veinlets (<1%). 1-2mm thick calcite veinlets and up to 50cm large feldspar megacryst lenses scattered throughout.							
						MD	GY	PH	OXI	1I	Un	1
						LT	GN		BLE	1I	Ca	1
203.05	204.39	1.34	GRN	MG	Strongly oxidized, weakly clay altered granite with trace calcite veinlets, 2mm thick, 0° TCA. Black mineralisation visible on fracture faces.							
						MD	GY	PH	OXI	4I	Ca	1
						MD	BR		CLY	2I	Un	1
204.39	249.02	44.63	DIO	MG	Medium grey-green quartz diorite with coarse grained hornblende crystals, scattered <1-6mm thick calcite veinlets and trace white clay alteration and gougy fracture faces. 50° TCA upper contact.							
						MD	GY	PH	CLY	1I	Ca	1

From (m)	To (m)	Interval (m)	Rock Type	Recovery (m)	Recovery %	Sample Number	BatchName	Batch Class	Standard	Blank	1/4 Dup	Coarse Dup
0.00	0.00	0.00	-QC-	0.00	0	L845512	12-001	Core		☑	☐	☐
0.00	0.00	0.00	-QC-	0.00	0	L845524	12-001	Core		☑	☐	☐
0.00	0.00	0.00	-QC-	0.00	0	L845528	12-001	Core	ME8	☐	☐	☐
0.00	0.00	0.00	-QC-	0.00	0	L845541	12-002	Core		☑	☐	☐
0.00	0.00	0.00	-QC-	0.00	0	L845546	12-002	Core	PL1	☐	☐	☐
0.00	0.00	0.00	-QC-	0.00	0	L845551	12-002	Core		☑	☐	☐
0.00	0.00	0.00	-QC-	0.00	0	L845506	12-001	Core	PL1	☐	☐	☐
13.00	16.00	3.00	GRN	2.80	93	L845501	12-001	Core		☐	☐	☐
16.00	18.00	2.00	GRN	1.85	93	L845502	12-001	Core		☐	☐	☐
18.00	20.00	2.00	GRN	1.95	98	L845503	12-001	Core		☐	☐	☐
20.00	21.40	1.40	GRN	1.33	95	L845504	12-001	Core		☐	☐	☐
21.40	22.70	1.30	GRN, GRN	1.23	95	L845505	12-001	Core		☐	☐	☐
22.70	23.70	1.00	GRN	0.95	95	L845507	12-001	Core		☐	☐	☐
23.70	24.40	0.70	GRN	0.65	93	L845508	12-001	Core		☐	☐	☐
24.40	26.40	2.00	GRN	1.95	98	L845509	12-001	Core		☐	☐	☐
26.40	28.40	2.00	GRN	1.20	60	L845510	12-001	Core		☐	☐	☐
28.40	31.00	2.60	GRN	2.50	96	L845511	12-001	Core		☐	☐	☐
31.00	33.00	2.00	GRN	1.90	95	L845513	12-001	Core		☐	☐	☐
33.00	36.00	3.00	GRN	2.80	93	L845514	12-001	Core		☐	☐	☐
36.00	39.00	3.00	GRN	2.69	90	L845515	12-001	Core		☐	☐	☐
39.00	41.10	2.10	GRN	2.07	99	L845516	12-001	Core		☐	☐	☐
41.10	41.80	0.70	GRN	0.67	96	L845517	12-001	Core		☐	☐	☐
41.80	44.00	2.20	GRN	2.14	97	L845518	12-001	Core		☐	☐	☐
41.80	44.00	2.20	GRN	2.14	97	L845519	12-001	Core		☐	☑	☐
44.00	44.80	0.80	GRN	0.67	84	L845520	12-001	Core		☐	☐	☐
44.80	47.00	2.20	GRN	2.05	93	L845521	12-001	Core		☐	☐	☐
47.00	49.00	2.00	GRN	1.85	93	L845522	12-001	Core		☐	☐	☐

From (m)	To (m)	Interval (m)	Rock Type	Recovery (m)	Recovery %	Sample Number	BatchName	Batch Class	Standard	Blank	1/4 Dup	Coarse Dup
49.00	51.50	2.50	GRN	2.30	92	L845523	12-001	Core		☐	☐	☐
51.50	53.40	1.90	GRN	1.70	89	L845525	12-001	Core		☐	☐	☐
53.40	54.00	0.60	GRN	0.57	95	L845526	12-001	Core		☐	☐	☐
54.00	55.62	1.62	GRN	1.59	98	L845527	12-001	Core		☐	☐	☐
55.62	56.14	0.52	GRN	0.40	77	L845529	12-001	Core		☐	☐	☐
56.14	56.80	0.66	GRN	0.64	97	L845530	12-001	Core		☐	☐	☐
56.80	57.80	1.00	GRN	0.95	95	L845531	12-001	Core		☐	☐	☐
57.80	59.00	1.20	GRN	1.00	83	L845532	12-001	Core		☐	☐	☐
57.80	59.00	1.20	GRN	1.00	83	L845533	12-001	Core		☐	☐	☑
59.00	62.00	3.00	GRN	2.75	92	L845534	12-001	Core		☐	☐	☐
62.00	63.60	1.60	GRN	1.15	72	L845535	12-001	Core		☐	☐	☐
63.60	66.30	2.70	GRN	2.05	76	L845536	12-001	Core		☐	☐	☐
66.30	66.80	0.50	GRN	0.35	70	L845537	12-002	Core		☐	☐	☐
66.80	69.80	3.00	GRN	2.70	90	L845538	12-002	Core		☐	☐	☐
71.44	71.94	0.50	GRN	0.35	70	L845539	12-002	Core		☐	☐	☐
74.60	75.50	0.90	GRN	0.90	100	L845540	12-002	Core		☐	☐	☐
77.30	78.43	1.13	GRN	1.13	100	L845542	12-002	Core		☐	☐	☐
78.56	79.70	1.14	GRN	1.00	88	L845543	12-002	Core		☐	☐	☐
79.70	80.70	1.00	GRN	0.76	76	L845544	12-002	Core		☐	☐	☐
81.38	81.88	0.50	GRN	0.30	60	L845545	12-002	Core		☐	☐	☐
87.40	90.00	2.60	GRN	2.40	92	L845547	12-002	Core		☐	☐	☐
95.20	95.95	0.75	GRN	0.73	97	L845548	12-002	Core		☐	☐	☐
97.14	98.74	1.60	GRN	1.49	93	L845549	12-002	Core		☐	☐	☐
127.50	130.00	2.50	GRN	2.15	86	L845550	12-002	Core		☐	☐	☐
145.70	146.20	0.50	GRN	0.44	88	L845552	12-002	Core		☐	☐	☐
146.20	147.20	1.00	GRN	0.88	88	L845553	12-002	Core		☐	☐	☐
147.20	147.70	0.50	GRN	0.40	80	L845554	12-002	Core		☐	☐	☐
147.70	149.00	1.30	GRN	1.20	92	L845555	12-002	Core		☐	☐	☐
147.70	149.00	1.30	GRN	1.20	92	L845556	12-002	Core		☐	☑	☐

From (m)	To (m)	Interval (m)	Rock Type	Recovery (m)	Recovery %	Sample Number	BatchName	Batch Class	Standard	Blank	1/4 Dup	Coarse Dup
167.70	170.50	2.80	GRN	2.73	98	L845557	12-002	Core		☐	☐	☐
188.10	189.90	1.80	GRN	1.65	92	L845558	12-002	Core		☐	☐	☐
203.20	205.10	1.90	GRN	1.89	99	L845559	12-002	Core		☐	☐	☐

From (m)	To (m)	Interval (m)	Recovery (m)	Recovery %	RQD	RQD %	Reactivity	Hardness	Weathering	Comments
0.00	3.81	3.81	0	0	0.00	0	--	--	--	casing, no recovery
3.81	5.18	1.37	1.33	97	0.51	37	0R	4H	2W	
5.18	8.23	3.05	2.9	95	2.07	68	0R	4H	2W	
8.23	11.28	3.05	3	98	2.29	75	0R	4H	2W	
11.28	14.33	3.05	2.92	96	2.28	75	0R	4H	1W	
14.33	17.37	3.04	2.72	89	1.40	46	0R	3H	2W	
17.37	20.42	3.05	2.95	97	1.23	40	0R	3H	3W	
20.42	23.47	3.05	2.79	91	2.06	68	0R	3H	3W	
23.47	26.52	3.05	2.96	97	2.05	67	0R	3H	3W	
26.52	29.57	3.05	1.91	63	1.18	39	0R	4H	3W	
29.57	32.61	3.04	2.89	95	1.62	53	0R	4H	2W	
32.61	35.66	3.05	2.84	93	1.77	58	0R	4H	2W	
35.66	38.71	3.05	2.69	88	1.57	51	0R	4H	2W	
38.71	41.76	3.05	3	98	2.01	66	0R	4H	2W	
41.76	44.81	3.05	2.86	94	2.07	68	0R	3H	3W	
44.81	47.85	3.04	2.36	78	1.58	52	0R	3H	3W	
47.85	50.90	3.05	2.57	84	1.56	51	0R	3H	3W	
50.90	53.95	3.05	2.36	77	0.97	32	0R	3H	5W	
53.95	57.00	3.05	2.96	97	1.86	61	0R	3H	3W	
57.00	60.05	3.05	2.15	70	0.81	27	0R	3H	5W	
60.05	63.09	3.04	2.34	77	1.21	40	0R	3H	2W	
63.09	66.14	3.05	1.87	61	0.80	26	0R	3H	2W	
66.14	69.19	3.05	2.63	86	1.41	46	0R	3H	2W	
69.19	72.24	3.05	2.7	89	1.72	56	0R	3H	2W	
72.24	75.29	3.05	2.85	93	1.70	56	0R	3H	2W	
75.29	78.33	3.04	2.85	94	1.73	57	0R	2H	3W	
78.33	81.38	3.05	2.32	76	0.92	30	0R	2H	4W	
81.38	84.43	3.05	2.76	90	1.69	55	0R	4H	3W	
84.43	87.48	3.05	2.98	98	2.36	77	0R	4H	2W	

From (m)	To (m)	Interval (m)	Recovery (m)	Recovery %	RQD	RQD %	Reactivity	Hardness	Weathering	Comments
87.48	90.53	3.05	2.8	92	1.96	64	0R	4H	2W	
90.53	93.57	3.04	2.96	97	2.52	83	0R	4H	2W	
93.57	96.62	3.05	2.99	98	2.79	91	0R	4H	3W	
96.62	99.67	3.05	2.89	95	2.55	84	0R	4H	3W	
99.67	102.71	3.04	2.93	96	2.84	93	0R	4H	2W	
102.71	105.76	3.05	2.91	95	2.61	86	0R	4H	2W	
105.76	108.81	3.05	2.89	95	2.44	80	0R	4H	2W	
108.81	111.86	3.05	2.86	94	2.67	88	0R	4H	1W	
111.86	114.91	3.05	3	98	2.90	95	0R	4H	1W	
114.91	117.96	3.05	2.95	97	2.68	88	0R	4H	1W	
117.96	121.01	3.05	2.97	97	2.87	94	0R	4H	1W	
121.01	124.05	3.04	2.99	98	2.90	95	0R	4H	1W	
124.05	127.10	3.05	2.99	98	2.57	84	0R	4H	1W	
127.10	130.15	3.05	2.42	79	1.33	44	0R	4H	2W	
130.15	133.20	3.05	2.9	95	2.50	82	0R	4H	1W	
133.20	136.25	3.05	2.79	91	2.24	73	0R	4H	1W	
136.25	139.29	3.04	2.88	95	2.62	86	0R	4H	2W	
139.29	142.34	3.05	2.86	94	2.56	84	0R	4H	2W	
142.34	145.39	3.05	2.75	90	2.24	73	0R	4H	2W	
145.39	148.43	3.04	2.76	91	2.11	69	0R	4H	3W	
148.43	151.48	3.05	2.57	84	2.16	71	0R	4H	3W	
151.48	154.53	3.05	2.85	93	2.28	75	0R	4H	3W	
154.53	157.58	3.05	2.7	89	2.08	68	0R	4H	2W	
157.58	160.62	3.04	2.61	86	1.95	64	0R	4H	2W	
160.62	163.67	3.05	3.03	99	1.22	40	0R	4H	2W	
163.67	166.72	3.05	3.02	99	2.09	69	0R	4H	2W	
166.72	169.77	3.05	2.77	91	0.72	24	1R	3H	2W	
169.77	172.82	3.05	2.96	97	1.36	45	0R	3H	2W	
172.82	175.87	3.05	3.05	100	2.23	73	0R	4H	2W	
175.87	178.92	3.05	2.95	97	2.37	78	0R	4H	2W	
178.92	181.97	3.05	3.05	100	1.96	64	0R	4H	2W	

From (m)	To (m)	Interval (m)	Recovery (m)	Recovery %	RQD	RQD %	Reactivity	Hardness	Weathering	Comments
181.97	185.01	3.04	2.89	95	0.99	33	0R	4H	2W	
185.01	188.06	3.05	2.95	97	1.88	62	0R	4H	2W	
188.06	191.11	3.05	2.63	86	0.53	17	0R	4H	2W	
191.11	194.16	3.05	3.05	100	0.85	28	0R	4H	3W	
194.16	197.21	3.05	2.9	95	2.14	70	0R	4H	3W	
197.21	200.25	3.04	2.93	96	2.13	70	0R	4H	2W	
200.25	203.30	3.05	2.98	98	2.45	80	0R	4H	2W	
203.30	206.35	3.05	2.7	89	1.07	35	0R	3H	2W	
206.35	209.39	3.04	3.04	100	1.70	56	0R	4H	2W	
209.39	212.44	3.05	2.9	95	1.77	58	0R	4H	2W	
212.44	215.49	3.05	3.04	100	2.45	80	0R	4H	1W	
215.49	218.54	3.05	2.89	95	1.66	54	0R	4H	1W	
218.54	221.59	3.05	3.04	100	2.23	73	0R	4H	1W	
221.59	224.64	3.05	2.96	97	2.21	72	0R	4H	1W	
224.64	227.69	3.05	3.05	100	2.50	82	0R	4H	1W	
227.69	230.73	3.04	2.93	96	2.23	73	0R	4H	1W	
230.73	233.78	3.05	3.05	100	2.39	78	0R	4H	1W	
233.78	236.83	3.05	2.9	95	0.80	26	0R	4H	1W	
236.83	239.88	3.05	3.05	100	2.30	75	0R	4H	1W	
239.88	242.93	3.05	3.05	100	1.63	53	0R	4H	1W	
242.93	245.97	3.04	3.04	100	0.46	15	0R	4H	1W	
245.97	249.02	3.05	3.05	100	1.76	58	0R	4H	1W	EOH

Depth (m)	Magnetic Susceptibility	Rock Type	Comments
0	0	CAS	casing
1	0	CAS	casing
2	0	CAS	casing
3	0	CAS	casing
4	0.02	GRN	
5	0.12	GRN	
6	0.06	GRN	
7	0.15	GRN	
8	0.06	GRN	
9	0.2	GRN	
10	0.14	GRN	
11	0.01	GRN	
12	0.11	GRN	
13	0.17	GRN	
14	0.09	GRN	
15	0.13	GRN	
16	0.11	GRN	
17	0.05	GRN	
18	0.03	GRN	
19	0.26	GRN	
20	0.13	GRN	
21	0.15	GRN	
22	0.06	GRN	
23	0.21	GRN	
24	0.05	GRN	
25	0.02	GRN	
26	0.1	GRN	
27	0.12	GRN	
28	0.09	GRN	
29	0.1	GRN	
30	0.15	GRN	
31	0.13	GRN	
32	0.11	GRN	
33	0.11	GRN	
34	0	GRN	Broken
35	0.08	GRN	
36	0.09	GRN	
37	0	GRN	
38	0.1	GRN	
39	0.01	GRN	
40	0.05	GRN	
41	0.05	GRN	
42	0.1	GRN	
43	0.1	GRN	
44	0.03	GRN	
45	0.15	GRN	
46	0.11	GRN	
47	0	GRN	Too soft to pick up out of core box.
48	0.11	GRN	
49	0.27	GRN	
50	0.03	GRN	
51	0.09	GRN	
52	0	GRN	Too soft to pick up out of core box.
53	0.02	GRN	
54	0.06	GRN	
55	0.02	GRN	

Depth (m)	Magnetic Susceptibility	Rock Type	Comments
56	0.12	GRN	
57	0.16	GRN	
58	0	GRN	Broken
59	0.04	GRN	
60	0.12	GRN	
61	0.09	GRN	
62	0.06	GRN	
63	0.05	GRN	
64	0.17	GRN	
65	0.1	GRN	
66	0.11	GRN	
67	0.13	GRN	
68	0.13	GRN	
69	0.03	GRN	
70	0.16	GRN	
71	0.13	GRN	
72	0.1	GRN	
73	0.45	GRN	
74	0.14	GRN	
75	0.04	GRN	
76	0.11	GRN	
77	0.12	GRN	
78	0.03	GRN	
79	0.11	GRN	
80	0	GRN	Broken
81	0.02	GRN	
82	0.01	GRN	
83	0.14	GRN	
84	0	GRN	
85	0.01	GRN	
86	0.13	GRN	

Depth (m)	Magnetic Susceptibility	Unit	Comments
87	0.13	GRN	
88	0.01	GRN	
89	0.01	GRN	
90	0	GRN	Broken
91	0.03	GRN	
92	0.01	GRN	
93	0.11	GRN	
94	0.1	GRN	
95	0.17	GRN	
96	0.15	GRN	
97	0.12	GRN	
98	0.03	GRN	
99	0.04	GRN	
100	0.15	GRN	
101	0.14	GRN	
102	0.18	GRN	
103	0.13	GRN	
104	0.12	GRN	
105	0	GRN	Rubble
106	0.12	GRN	
107	0.15	GRN	
108	0.23	GRN	
109	0.1	GRN	
110	0.13	GRN	
111	0.15	GRN	
112	0.09	GRN	
113	0.12	GRN	
114	0.15	GRN	
115	0.15	GRN	
116	0.12	GRN	
117	0.18	GRN	

Depth (m)	Magnetic Susceptibility	Rock Type	Comments
118	0.15	GRN	
119	0.14	GRN	
120	0.14	GRN	
121	0.16	GRN	
122	0.14	GRN	
123	0.16	GRN	
124	0.15	GRN	
125	0	GRN	Broken
126	0.14	GRN	
127	0.13	GRN	
128	0	GRN	Broken
129	0	GRN	Broken
130	0.14	GRN	
131	0.15	GRN	
132	0.16	GRN	
133	0.13	GRN	
134	0.14	GRN	
135	0.19	GRN	
136	0.16	GRN	
137	0.17	GRN	
138	0.13	GRN	
139	0.17	GRN	
140	0.17	GRN	
141	0.1	GRN	
142	0.12	GRN	
143	0.13	GRN	
144	0.2	GRN	
145	0.17	GRN	
146	0.35	GRN	
147	0.29	GRN	
148	0.16	GRN	

Depth (m)	Magnetic Susceptibility	Unit	Comments
149	0.18	GRN	
150	0.13	GRN	
151	0.17	GRN	
152	0.18	GRN	
153	0.16	GRN	
154	0.16	GRN	
155	0	GRN	Broken
156	0	GRN	Broken
157	0.14	GRN	
158	0.14	GRN	
159	0.16	GRN	
160	0.14	GRN	
161	0.17	GRN	
162	0.19	GRN	
163	0.1	GRN	
164	0.04	GRN	
165	0.14	GRN	
166	0.13	GRN	
167	0.11	GRN	
168	0	GRN	Broken
169	0	GRN	Broken
170	0	GRN	Broken
171	0.12	GRN	
172	0.12	GRN	
173	0.11	GRN	
174	0.11	GRN	
175	0.15	GRN	
176	0.1	GRN	
177	0.11	GRN	
178	0.1	GRN	
179	0.11	GRN	

Depth (m)	Magnetic Susceptibility	Rock Type	Comments
180	0.03	GRN	
181	0.13	GRN	
182	0.12	GRN	
183	0.06	GRN	
184	0.02	GRN	
185	0	GRN	Broken
186	0.11	GRN	
187	0.11	GRN	
188	0.12	GRN	
189	0	GRN	Broken
190	0	GRN	Broken
191	0.07	GRN	
192	0	GRN	Broken
193	0.07	GRN	
194	0	GRN	Broken
195	0.16	GRN	
196	0.12	GRN	
197	0.06	GRN	
198	0.08	GRN	
199	0.13	GRN	
200	0.06	GRN	
201	0.15	GRN	
202	0.1	GRN	
203	0.11	GRN	
204	0.19	GRN	
205	0.36	DIO	
206	0.2	DIO	
207	0	DIO	Broken
208	0	DIO	Broken
209	0.57	DIO	
210	0.62	DIO	

Depth (m)	Magnetic Susceptibility	Unit	Comments
211	0.89	DIO	
212	0	DIO	Broken
213	0.67	DIO	
214	0.63	DIO	
215	0.3	DIO	
216	0.54	DIO	
217	0.62	DIO	
218	0.69	DIO	
219	0.52	DIO	
220	0.34	DIO	
221	0.51	DIO	
222	0.44	DIO	
223	0.18	DIO	
224	0.51	DIO	
225	0.44	DIO	
226	0.4	DIO	
227	0.49	DIO	
228	0.41	DIO	
229	0.47	DIO	
230	0.37	DIO	
231	0.47	DIO	
232	0.56	DIO	
233	0.42	DIO	
234	0.34	DIO	
235	0.47	DIO	
236	0	DIO	Broken
237	0	DIO	Broken
238	0.45	DIO	
239	0.48	DIO	
240	0.67	DIO	
241	0.48	DIO	

Depth (m)	Magnetic Susceptibility	Rock Type	Comments
242	0.76	DIO	
243	3	DIO	
244	0	DIO	Broken
245	1.27	DIO	
246	0	DIO	Broken
247	0.13	DIO	
248	0.14	DIO	
249	0.13	DIO	EOH

Depth (m)	Magnetic Susceptibility	Unit	Comments

Hole Name

Hole Name	From (m)	Length (m)	Core Size	Rock Type	Weight in Air (g)	Weight in Water (g)	Density (g/cm3)	Specific Gravity	Comments
HAM-12-002									
	11.4	14.5	NQ	GRN	758.4	442.5	2.6	2.4	Medium grained, medium grey granite with 2 micas.
	26	14.1	NQ	GRN	731.2	522.8	2.5	3.5	Weakly altered granite. (Sulphides?)
	55.24	14.6	NQ	GRN	691.3	409.5	2.3	2.5	Weakly altered granite. (Sulphides?)
	76.2	14.2	NQ	GRN	755.2	420.7	2.6	2.3	Tracely oxidized.
	95.8	15.4	NQ	GRN	789.2	434.3	2.5	2.2	Medium grey and grained.
	142.9	14.9	NQ	GRN	800.1	452.4	2.6	2.3	Medium grey and grained.
	187	15	NQ	GRN	799.8	401.9	2.6	2.0	Medium grey and grained.
	211	14	NQ	DIO	729.7	418.7	2.6	2.4	Medium green, dark grey diorite with biotite and hornblende crystals. Less than 1 cm.

Keg - Silver Range

Archer, Cathro & Associates (1981) Limited

Grid East	Grid North	Easting	Northing	Elevation	Depth (m)
10+015 NE	09+720 NW	595620	6918162	1626.27	215.49

ZONE: Hammer

SECTION:

HOLE: HAM-12-003

CLAIM: YD155447

Contractor: Platinum

Drill: 1

Core Size: NQ

Casing Depth: 7.75m, Out

Drilling Dates: Jun 14 - Jun 17, 2012

Geology Logged By: G. Titley

SURVEY			
Depth (m)	Azimuth	Dip	Method
0	80	45	Compass
215.49	81	-45.6	Ranger

TARGET:

SUMMARY			
From (m)	To (m)	Interval (m)	Rock Type
0	7.75	7.75	CAS
7.75	11.57	3.82	GRN
11.57	16.24	4.67	GRN
16.24	23.6	7.36	GRN
23.6	28.24	4.64	GRN
28.24	33.91	5.67	GRN
33.91	47.28	13.37	GRN
47.28	49.8	2.52	GRN
49.8	133.4	83.6	GRN
133.4	135.6	2.2	GRN
135.6	167.03	31.43	GRN
167.03	173	5.97	DIO
173	177.6	4.6	GRN
177.6	192.7	15.1	DIO
192.7	215.49	22.79	GRN

SAMPLES	
Numbers:	L845560 to L845578
Total:	23
Batch:	002, 003
Certificates:	WH12138799, WH12147489

COMMENTS

Mineralisation, if not otherwise specified, occurs as a black powder which is probably a mix of very fine grained sulphides, sulphosalts and oxides.

Box Log

HAM-12-003

Silver Range
Hammer Zone

Archer,Cathro & Associates (1981) Limited

Box Number	From (m)	To (m)
1	2.22	7.75
2	7.75	13.15
3	13.15	19.07
4	19.07	24.71
5	24.71	30.31
6	30.31	35.7
7	35.7	41.38
8	41.38	46.73
9	46.73	52.51
10	52.51	58.13
11	58.13	63.85
12	63.85	69.56
13	69.56	75.28
14	75.28	81.15
15	81.15	86.95
16	86.95	92.79
17	92.79	98.58
18	98.58	103.34
19	103.34	109.15
20	109.15	114.49
21	114.49	119.88
22	119.88	125.35
23	125.35	130.96
24	130.96	136.35
25	136.35	142.27
26	142.27	147.9
27	147.9	153.38
28	153.38	159.04
29	159.04	164.5
30	164.5	170.17
31	170.17	175.87
32	175.87	181.64
33	181.64	187.52
34	187.52	193.18
35	193.18	198.73
36	198.73	204.29
37	204.29	209.88
38	209.88	215.49

Box Number	From (m)	To (m)

From (m)	To (m)	Interval (m)	Rock Type	Grain Size	Description	Shade	Colour	Texture	Alteration	Intensity	Mineral	Conc.
0.00	7.75	7.75	CAS	--	Casing							
						--	--	---	---	--	--	0
7.75	11.57	3.82	GRN	MG	Fairly red-brown oxidized medium to dark grey granite with black mineralised veinlets.							
						MD	GY	PH	OXI	2I	Un	1
11.57	12.87	1.30	GRN	MG	Fairly oxidized, weakly clay altered granite with scattered black sulphide veinlets. Veinlets are 1-3mm thick with weak red-brown oxidation envelopes on some. Dendritic black mineralisation visible on some fracture faces.							
						LT	GY	PH	OXI	2I	Un	5
									BLE	3I		
									CLY	1I		
12.87	16.24	3.37	GRN	MG	Strongly oxidized and bleached, weakly clay altered granite with scattered black (sulphide) mineralisation visible on fracture faces.							
						MD	GY	PH	OXI	4I	Un	10
									BLE	4I		
									CLY	2I		
16.24	20.24	4.00	GRN	MG	Fairly to moderately oxidized granite. Oxidation occurs in bands preferentially oriented at 25-35° TCA. Trace white calcite veinlets <1-1mm thick.							
						MD	GY	PH	OXI	2I	Un	1
20.24	20.42	0.18	GRN	MG	Rubbly interval with black sulphide mineralisation on fracture faces.							
						MD	GY	PH	OXI	3I	Un	5
20.42	23.60	3.18	GRN	MG	Fairly to moderately oxidized granite. Oxidation occurs in bands preferentially oriented at 25-35° TCA. Trace white calcite veinlets <1-1mm thick.							
						MD	GY	PH	OXI	2I	Un	1
23.60	25.40	1.80	GRN	MG	Strongly oxidized and bleached granite with trace clay alteration and black sulphide mineralisation.							
						LT	GY	PH	OXI	4I	Un	1
						LT	OR		BLE	4I		
									CLY	1I		

From (m)	To (m)	Interval (m)	Rock Type	Grain Size	Description	Shade	Colour	Texture	Alteration	Intensity	Mineral	Conc.
25.40	25.47	0.07	QVN	CG	34 TCA 2.5 cm thick quartz vein with accompanying black sulphide mineralisation and orange brown oxidation.							
						MD	GY	PH	OXI	4I	Un	30
						MD	BR					
25.47	27.19	1.72	GRN	MG	Strongly oxidized and bleached granite with trace clay alteration and black sulphide mineralisation.							
						LT	GY	PH	OXI	4I	Un	1
						LT	OR		BLE	4I		
									CLY	2I		
27.19	27.26	0.07	MX	CG	34 TCA black mineralised veinlet 3cm thick. Orange-brown oxidation and weak clay alteration.							
						DK	BK	VT	OXI	3I	Un	90
									CLY	1I		
27.26	27.36	0.10	GRN	MG	Strongly oxidized and bleached granite with trace clay alteration and black sulphide mineralisation.							
						LT	GY	PH	OXI	4I	Un	1
						LT	OR		BLE	4I		
									CLY	1I		
27.36	27.43	0.07	QVN	CG	45 TCA, rubbly quartz veinlet with 1-3mm black sulphide veinlets. Orange-brown oxidized.							
						MD	BR					
						LT	GY	VT	OXI	4I	Un	20
27.43	27.52	0.09	GRN	MG	Strongly oxidized and bleached granite with trace clay alteration and black sulphide mineralisation.							
						LT	GY	PH	OXI	4I	Un	1
						LT	OR		BLE	4I		
									CLY	1I		
27.52	27.59	0.07	MX	FG	Approximately 50 TCA, 7cm thick black sulphide mineralised veinlet. Made up of <1mm thick black stringers interfoliated with oxidized granite. Thicker and shallower near top of interval.							
						MD	GY					
						DK	BK	PH	OXI	4I	Un	70
27.59	28.24	0.65	GRN	MG	Strongly oxidized and bleached granite with trace clay alteration and black sulphide mineralisation.							
						LT	GY	PH	OXI	4I	Un	1
						LT	OR		BLE	4I		

From (m)	To (m)	Interval (m)	Rock Type	Grain Size	Description	Shade	Colour	Texture	Alteration	Intensity	Mineral	Conc.
									CLY	2I		
28.24	33.91	5.67	GRN	MG	Fairly oxidized, bleached and clay altered granite. Core is blocky to rubbly, black mineralisation visible on fracture faces.							
						MD	BR		BLE	2I		
						LT	GY	PH	OXI	2I	Un	3
									CLY	2I		
33.91	37.66	3.75	GRN	MG	Locally weakly to strongly oxidized and clay altered granite with trace 1-2mm thick calcite veinlets at 25° TCA.							
						MD	GY	PH	OXI	2I	Un	3
						MD	BR		CLY	2I		
37.66	38.35	0.69	GRN	MG	Intensely clay altered granite with trace oxidation. 34 TCA contacts.							
						MD	GY	PH	OXI	1I	--	0
									CLY	1I		
38.35	46.08	7.73	GRN	MG	Trace orange brown oxidation and black mineralization.							
						MD	GY	PH	OXI	1I	Un	1
46.08	46.87	0.79	GRN	MG	More greenish, weakly oxidized interval with black mineralisation visible on fracture faces and as 4 1mm thick black veinlets at 70-90 TCA.							
						MD	GY	PH	OXI	2I	Un	5
						MD	GN					
46.87	47.28	0.41	GRN	MG	Trace orange brown oxidation and black mineralization.							
						MD	GY	PH	OXI	1I	Un	1
47.28	48.10	0.82	GRN	MG	Strongly oxidized, bleached granite with trace silicification and black sulphide blebs and veinlets. Upper contact at 80° TCA.							
						LT	GY	PH	OXI	4I	Un	20
						LT	BR		BLE	4I		

From (m)	To (m)	Interval (m)	Rock Type	Grain Size	Description	Shade	Colour	Texture	Alteration	Intensity	Mineral	Conc.
48.10	48.23	0.13	QVN	CG	51 TCA vuggy, intensely oxidized 12cm thick quartz vein with accompanying black sulphide mineralisation. Vugs are up to 7cm large and showcase coarse grained quartz crystals. Mineralisation in is blebs and 1-2mm thick veinlets.							
						LT	GY	VU	OXI	5I	Un	40
						LT	OR					
48.23	48.26	0.03	GRN	MG	Intensely oxidized and bleached granite.							
						LT	GY	PH	OXI	5I	Un	3
						LT	OR		BLE	5I		
48.26	48.31	0.05	QVN	CG	Less than 4mm thick quartz vein similar to 48.10-23, but with less black mineralisation and less oxidation.							
						MD	OR					
						LT	GY	VU	OXI	4I	Un	35
48.31	49.13	0.82	GRN	MG	Intensely oxidized and bleached granite.							
						LT	GY	PH	OXI	5I	Un	3
						LT	OR		BLE	5I		
49.13	49.80	0.67	GRN	MG	Intensely oxidized and bleached granite.							
						LT	GY	PH	OXI	5I	Un	3
						LT	OR		BLE	5I		
49.80	99.07	49.27	GRN	MG	Granite with trace calcite veinlets and clay alteration. Up to 50cm bleached and clayed rubbly light grey core scattered throughout.							
						MD	GY		BLE	1I		
						LT	GY	PH	CLY	1I	--	0
99.07	105.02	5.95	GRN	MG	Intesely clayed, rubbly granite.							
						LT	GY	PH	CLY	5I	--	0
									BLE	3I		
105.02	116.52	11.50	GRN	MG	Granite with trace clay alteration in up to 50cm intervals.							
						MD	GY					
						LT	GY	PH	CLY	1I	--	0
116.52	133.40	16.88	GRN	MG	Tracely clayed granite with trace to strongly clay altered fractures and up to 3mm thick calcite veinlets at 30-50 TCA at a frequency of 1-2/m.							

From (m)	To (m)	Interval (m)	Rock Type	Grain Size	Description	Shade	Colour	Texture	Alteration	Intensity	Mineral	Conc.
						MD	GY	PH	CLY	1I	Ca	1
						LT	GY					
133.40	135.60	2.20	GRN	MG	Weakly to strongly bleached and oxidized section.							
						LT	GY	PH	OXI	3I	--	0
									BLE	3I		
135.60	136.80	1.20	GRN	MG	Mostly fresh granite.							
						MD	GY	PH	OXI	1I	--	0
136.80	137.25	0.45	GRN	MG	Intensely clay altered interval.							
						LT	GY	PH	BLE	4I	--	0
									CLY	5I		
137.25	167.03	29.78	GRN	MG	Mostly fresh granite as general description.							
						MD	GY	PH	OXI	1I	--	0
						LT	GY		BLE	2I		
									CLY	1I		
167.03	173.00	5.97	DIO	MG	Diorite with up to 2cm large hornblende crystals.							
						MD	GY	PH	OXI	1I	--	0
173.00	177.60	4.60	GRN	MG	Moderately bleached, weakly clay altered granite.							
						LT	GY	PH	BLE	3I	--	0
						LT	GN		CLY	2I		
177.60	192.70	15.10	DIO	MG	Diorite with up to 2cm large hornblende crystals.							
						MD	GN	PH	---	--	--	0
192.70	215.49	22.79	GRN	MG	Granite with up to 50cm long moderately to weakly oxidized sections. Fractures with locally yellow orange alteration and trace dendritic manganese oxides at 40-80 TCA.							
						MD	GY	PH	OXI	2I	--	0

Sample Log

HAM-12-003

Silver Range
Hammer Zone

Archer,Cathro & Associates (1981) Limited

From (m)	To (m)	Interval (m)	Rock Type	Recovery (m)	Recovery %	Sample Number	BatchName	Batch Class	Standard	Blank	1/4 Dup	Coarse Dup
0.00	0.00	0.00	-QC-	0.00	0	L845577	12-003	Core		☑	☐	☐
0.00	0.00	0.00	-QC-	0.00	0	L845568	12-002	Core	ME8	☐	☐	☐
9.10	11.90	2.80	GRN	2.80	100	L845560	12-002	Core		☐	☐	☐
11.90	13.15	1.25	GRN	1.09	87	L845561	12-002	Core		☐	☐	☐
13.15	15.80	2.65	GRN	2.40	91	L845562	12-002	Core		☐	☐	☐
13.15	15.80	2.65	GRN	2.40	91	L845563	12-002	Core		☐	☐	☑
15.80	18.80	3.00	GRN	2.72	91	L845564	12-002	Core		☐	☐	☐
18.80	21.80	3.00	GRN	3.00	100	L845565	12-002	Core		☐	☐	☐
21.80	24.00	2.20	GRN	2.00	91	L845566	12-002	Core		☐	☐	☐
24.00	25.20	1.20	GRN	1.07	89	L845567	12-002	Core		☐	☐	☐
25.20	25.70	0.50	GRN	0.30	60	L845569	12-002	Core		☐	☐	☐
25.70	27.00	1.30	GRN	1.10	85	L845570	12-002	Core		☐	☐	☐
27.00	28.50	1.50	GRN	1.23	82	L845571	12-002	Core		☐	☐	☐
28.50	31.50	3.00	GRN	2.89	96	L845572	12-002	Core		☐	☐	☐
31.50	34.50	3.00	GRN	2.98	99	L845573	12-003	Core		☐	☐	☐
46.00	47.30	1.30	GRN	1.15	88	L845574	12-003	Core		☐	☐	☐
47.30	48.50	1.20	GRN	1.20	100	L845575	12-003	Core		☐	☐	☐
48.50	49.50	1.00	GRN	1.00	100	L845576	12-003	Core		☐	☐	☐
133.50	135.50	2.00	GRN	1.95	98	L845578	12-003	Core		☐	☐	☐

From (m)	To (m)	Interval (m)	Recovery (m)	Recovery %	RQD	RQD %	Reactivity	Hardness	Weathering	Comments
0.00	2.22	2.22	0	0	0.00	0	--	--	--	casing, no recovery
2.22	5.18	2.96	2.96	100	1.37	46	0R	3H	1W	
5.18	8.23	3.05	3.05	100	1.40	46	0R	3H	2W	
8.23	11.28	3.05	3.05	100	1.83	60	0R	3H	2W	
11.28	14.33	3.05	2.7	89	0.84	28	0R	2H	3W	
14.33	17.37	3.04	2.74	90	0.55	18	0R	2H	3W	
17.37	20.42	3.05	3.05	100	2.10	69	0R	3H	2W	
20.42	23.47	3.05	2.8	92	1.95	64	0R	3H	2W	
23.47	26.52	3.05	2.7	89	1.22	40	0R	2H	3W	
26.52	29.57	3.05	2.6	85	0.66	22	0R	1H	3W	
29.57	32.61	3.04	2.9	95	0.18	6	0R	2H	3W	
32.61	35.66	3.05	3.05	100	1.58	52	1R	3H	2W	
35.66	38.71	3.05	3.05	100	2.07	68	0R	3H	1W	
38.71	41.76	3.05	3.05	100	2.47	81	0R	3H	1W	
41.76	44.81	3.05	3.05	100	2.70	89	0R	3H	1W	
44.81	47.85	3.04	2.8	92	2.18	72	1R	3H	3W	
47.85	50.90	3.05	3.05	100	1.24	41	1R	2H	3W	
50.90	53.95	3.05	3.05	100	2.47	81	1R	3H	2W	
53.95	57.00	3.05	3.05	100	2.13	70	0R	4H	1W	
57.00	60.04	3.04	3	99	1.97	65	0R	4H	1W	
60.04	63.09	3.05	2.88	94	1.92	63	0R	4H	1W	
63.09	66.14	3.05	3.05	100	2.32	76	0R	4H	1W	
66.14	69.18	3.04	3.04	100	2.21	73	0R	4H	1W	
69.18	72.23	3.05	3.05	100	2.28	75	0R	4H	1W	
72.23	75.28	3.05	3.05	100	1.81	59	0R	2H	2W	
75.28	78.33	3.05	3	98	2.06	68	0R	4H	1W	
78.33	81.38	3.05	3.05	100	1.91	63	0R	4H	1W	
81.38	84.42	3.04	3.04	100	2.23	73	0R	4H	1W	
84.42	87.47	3.05	3.05	100	2.72	89	0R	4H	1W	

From (m)	To (m)	Interval (m)	Recovery (m)	Recovery %	RQD	RQD %	Reactivity	Hardness	Weathering	Comments
87.47	90.52	3.05	3.05	100	1.75	57	0R	4H	1W	
90.52	93.57	3.05	2.94	96	2.43	80	0R	4H	1W	
93.57	96.62	3.05	3.05	100	2.58	85	0R	4H	1W	
96.62	99.66	3.04	3	99	1.36	45	1R	4H	3W	
99.66	102.71	3.05	2.9	95	0.42	14	1R	2H	3W	
102.71	105.76	3.05	2.36	77	0.78	26	0R	2H	3W	
105.76	108.81	3.05	2.82	92	1.57	51	0R	4H	2W	
108.81	111.86	3.05	2.66	87	1.15	38	0R	3H	1W	
111.86	114.90	3.04	2.97	98	2.29	75	0R	4H	2W	
114.90	117.95	3.05	2.81	92	2.01	66	0R	4H	2W	
117.95	121.01	3.06	2.9	95	1.54	50	0R	4H	1W	
121.01	124.05	3.04	2.88	95	1.86	61	0R	4H	1W	
124.05	127.10	3.05	2.72	89	2.07	68	0R	3H	2W	
127.10	130.15	3.05	2.38	78	0.13	4	0R	2H	4W	
130.15	133.20	3.05	2.99	98	2.90	95	0R	4H	1W	
133.20	136.25	3.05	2.57	84	1.83	60	0R	4H	2W	
136.25	139.29	3.04	2.92	96	1.24	41	0R	3H	4W	
139.29	142.34	3.05	2.43	80	1.19	39	0R	4H	2W	
142.34	145.39	3.05	2.78	91	1.97	65	0R	4H	1W	
145.39	148.44	3.05	2.99	98	2.10	69	0R	4H	2W	
148.44	151.49	3.05	2.85	93	2.23	73	0R	4H	2W	
151.49	154.53	3.04	2.87	94	2.47	81	0R	4H	2W	
154.53	157.58	3.05	2.99	98	2.45	80	0R	4H	2W	
157.58	160.63	3.05	2.91	95	2.52	83	0R	4H	1W	
160.63	163.67	3.04	2.98	98	2.85	94	0R	4H	1W	
163.67	166.73	3.06	2.92	95	2.33	76	1R	4H	2W	
166.73	169.77	3.04	2.9	95	2.06	68	1R	4H	2W	
169.77	172.82	3.05	2.95	97	2.47	81	1R	4H	1W	
172.82	175.87	3.05	2.7	89	2.35	77	1R	4H	1W	
175.87	178.92	3.05	2.83	93	2.02	66	1R	4H	1W	
178.92	181.97	3.05	2.98	98	2.40	79	1R	4H	1W	

From (m)	To (m)	Interval (m)	Recovery (m)	Recovery %	RQD	RQD %	Reactivity	Hardness	Weathering	Comments
181.97	185.01	3.04	2.82	93	2.07	68	1R	4H	2W	
185.01	188.06	3.05	2.66	87	1.94	64	1R	4H	2W	
188.06	191.11	3.05	2.74	90	1.74	57	1R	4H	1W	
191.11	194.16	3.05	2.71	89	1.93	63	1R	4H	2W	
194.16	197.21	3.05	1.98	65	1.96	64	0R	4H	2W	
197.21	200.25	3.04	2.88	95	1.77	58	0R	4H	1W	
200.25	203.30	3.05	2.75	90	1.96	64	0R	4H	1W	
203.30	206.35	3.05	3.05	100	2.15	70	0R	4H	1W	
206.35	209.40	3.05	3.05	100	1.89	62	0R	4H	1W	
209.40	212.45	3.05	2.97	97	1.78	58	0R	4H	1W	
212.45	215.49	3.04	3.04	100	1.10	36	0R	4H	1W	EOH

Depth (m)	Magnetic Susceptibility	Rock Type	Comments
0	0	CAS	casing
1	0	CAS	casing
2	0	CAS	casing
3	0.08	CAS	
4	0.06	CAS	
5	0.1	CAS	
6	0.13	CAS	
7	0.16	CAS	
8	0.07	GRN	
9	0.12	GRN	
10	0.09	GRN	
11	0.11	GRN	
12	0	GRN	broken
13	0	GRN	broken
14	0	GRN	broken
15	0	GRN	broken
16	0.04	GRN	
17	0.12	GRN	
18	0.22	GRN	
19	0.1	GRN	
20	0.07	GRN	
21	0.04	GRN	
22	0.78	GRN	
23	0.09	GRN	
24	0.03	GRN	
25	0.03	GRN	
26	0.02	GRN	
27	0.02	GRN	
28	0	GRN	broken
29	0.12	GRN	
30	0	GRN	broken
31	0	GRN	broken
32	0	GRN	broken
33	0	GRN	broken
34	0.04	GRN	
35	0.12	GRN	
36	0.07	GRN	
37	0.06	GRN	
38	0	GRN	broken
39	0.09	GRN	
40	0.15	GRN	
41	0.06	GRN	
42	0.15	GRN	
43	0.08	GRN	
44	0.05	GRN	
45	0.1	GRN	
46	0.11	GRN	
47	0.28	GRN	
48	0.11	GRN	
49	0.05	GRN	
50	0.06	GRN	
51	0.05	GRN	
52	0.11	GRN	
53	0.1	GRN	
54	0	GRN	broken
55	0.11	GRN	
56	0.11	GRN	
57	0.03	GRN	

Depth (m)	Magnetic Susceptibility	Rock Type	Comments
58	0.29	GRN	
59	0.18	GRN	
60	0.1	GRN	
61	0.12	GRN	
62	0.1	GRN	
63	0.14	GRN	
64	0.11	GRN	
65	0.13	GRN	
66	0.12	GRN	
67	0.1	GRN	
68	0.13	GRN	
69	0.11	GRN	
70	0.05	GRN	
71	0.11	GRN	
72	0.07	GRN	
73	0.03	GRN	
74	0.19	GRN	
75	0.11	GRN	
76	0.06	GRN	
77	0.11	GRN	
78	0.11	GRN	
79	0.06	GRN	
80	0.11	GRN	
81	0.14	GRN	
82	0.13	GRN	
83	0.11	GRN	
84	0.12	GRN	
85	0.1	GRN	
86	0.1	GRN	
87	0.13	GRN	
88	0.11	GRN	
89	0.08	GRN	
90	0.1	GRN	
91	0.05	GRN	
92	0.12	GRN	
93	0.11	GRN	
94	0.12	GRN	
95	0.17	GRN	
96	0.06	GRN	
97	0.19	GRN	
98	0.07	GRN	
99	0.07	GRN	
100	0	GRN	Rubble
101	0.06	GRN	
102	0	GRN	Rubble
103	0	GRN	Broken
104	0	GRN	Broken
105	0	GRN	Broken
106	0.1	GRN	
107	0.12	GRN	
108	0.1	GRN	
109	0.09	GRN	
110	0	GRN	Broken
111	0	GRN	Broken
112	0.1	GRN	
113	0.08	GRN	
114	0.1	GRN	
115	0.12	GRN	
116	0.11	GRN	
117	0	GRN	Broken
118	0.11	GRN	
119	0	GRN	Broken

Depth (m)	Magnetic Susceptibility	Rock Type	Comments
120	0	GRN	Broken
121	0	GRN	Broken
122	0.1	GRN	
123	0.09	GRN	
124	0.06	GRN	
125	0.04	GRN	
126	0.05	GRN	
127	0	GRN	Broken
128	0.05	GRN	
129	0	GRN	Broken
130	0	GRN	Broken
131	0.11	GRN	
132	0.12	GRN	
133	0.25	GRN	
134	0.04	GRN	
135	0.29	GRN	
136	0.11	GRN	
137	0	GRN	Crumbly
138	0	GRN	Broken
139	0.09	GRN	
140	0	GRN	Broken
141	0	GRN	Broken
142	0	GRN	Broken
143	0.15	GRN	
144	0.1	GRN	
145	0.09	GRN	
146	0.11	GRN	
147	0.05	GRN	
148	0.13	GRN	
149	0.11	GRN	
150	0.12	GRN	

Depth (m)	Magnetic Susceptibility	Unit	Comments
151	0.11	GRN	
152	0.44	GRN	
153	0	GRN	Broken
154	0.11	GRN	
155	0.11	GRN	
156	0.1	GRN	
157	0.12	GRN	
158	0.11	GRN	
159	0.13	GRN	
160	0.1	GRN	
161	0.14	GRN	
162	0.14	GRN	
163	0.12	GRN	
164	0.09	GRN	
165	0.04	GRN	
166	0.19	GRN	
167	0	GRN	Broken
168	0.56	DIO	
169	0.39	DIO	
170	0.46	DIO	
171	0.24	DIO	
172	0.44	DIO	
173	0.34	DIO	
173	0.34	GRN	
174	0.09	GRN	
175	0.17	GRN	
176	0.13	GRN	
177	0.09	GRN	
178	0.39	DIO	
179	0	DIO	Broken
180	0.42	DIO	

Depth (m)	Magnetic Susceptibility	Rock Type	Comments
181	0.36	DIO	
182	0.38	DIO	
183	0.4	DIO	
184	0.38	DIO	
185	0.39	DIO	
186	0.47	DIO	
187	0.42	DIO	
188	0.88	DIO	
189	0	DIO	Broken
190	0.9	DIO	
191	0.4	DIO	
192	0	DIO	Broken
193	1.1	GRN	
194	0.12	GRN	
195	0	GRN	Broken
196	0.12	GRN	
197	0.11	GRN	
198	0.05	GRN	
199	0.13	GRN	
200	0.17	GRN	
201	0.03	GRN	
202	0	GRN	Broken
203	0.07	GRN	
204	0.11	GRN	
205	0.08	GRN	
206	0.06	GRN	
207	0.24	GRN	
208	0.03	GRN	
209	0.15	GRN	
210	0.05	GRN	
211	0.09	GRN	
212	0.1	GRN	
213	0.09	GRN	
214	0.05	GRN	
215	0.05	GRN	EOH

Hole Name

Hole Name	From (m)	Length (m)	Core Size	Rock Type	Weight in Air (g)	Weight in Water (g)	Density (g/cm3)	Specific Gravity	Comments
HAM-12-003									
	41.8	12.2	NQ	GRN	639.5	363.2	2.6	2.3	Medium grain, grey granite.
	79	15.1	NQ	GRN	820.5	580.9	2.7	3.4	Medium grain, grey granite.
	112	12.4	NQ	GRN	660.9	255.8	2.6	1.6	Green with
	134.5	14.7	NQ	GRN	716.7	434.4	2.4	2.5	Medium oxidization
	185	15.8	NQ	DIO	859.1	536.6	2.7	2.7	Dark grey diorite with euhedial. Less than 1 cm hornblende.

Keg - Silver Range

Archer, Cathro & Associates (1981) Limited

Grid East	Grid North	Easting	Northing	Elevation	Depth (m)
10+015 NE	09+720 NW	595617	6918161	1626.33	96.62

ZONE: Hammer

SECTION:

HOLE: HAM-12-004

CLAIM: YD155447

Contractor: Platinum

Drill: 1

Core Size: NQ

Casing Depth: 2.66m, Out

Drilling Dates: Jun 19 - Jun 19, 2012

Geology Logged By: G. Titley

SURVEY			
Depth (m)	Azimuth	Dip	Method
0	260	45	Compass
93.57	17	-45.2	Ranger

TARGET:

SUMMARY			
From (m)	To (m)	Interval (m)	Rock Type
0	2.66	2.66	CAS
2.66	35.8	33.14	GRN
35.8	41	5.2	GRN
41	52.35	11.35	GRN
52.35	65.7	13.35	GRN
65.7	71	5.3	GRN
71	73.83	2.83	GRN
73.83	83.5	9.67	GRN
83.5	96.62	13.12	GRN

SAMPLES	
Numbers:	L845579 to L845612, L845643 to L845645
Total:	41
Batch:	003, 004, 005
Certificates:	WH12147489, WH12147780, WH12147781

COMMENTS

Mineralisation, if not otherwise specified, occurs as a black powder which is probably a mix of very fine grained sulphides, sulphosalts and oxides.

Box Log

HAM-12-004

Silver Range
Hammer Zone

Archer,Cathro & Associates (1981) Limited

Box Number	From (m)	To (m)
1	2.66	7.76
2	7.76	13.71
3	13.71	19.19
4	19.19	24.72
5	24.72	30.4
6	30.4	35.95
7	35.95	41.33
8	41.33	46.61
9	46.61	52.34
10	52.34	57.29
11	57.29	62.71
12	62.71	68.47
13	68.47	73.83
14	73.83	79.2
15	79.2	84.76
16	84.76	90.13
17	90.13	95.7
18	95.7	96.62

Box Number	From (m)	To (m)

Box Number	From (m)	To (m)

From (m)	To (m)	Interval (m)	Rock Type	Grain Size	Description	Shade	Colour	Texture	Alteration	Intensity	Mineral	Conc.
0.00	2.66	2.66	CAS	--	Casing, no recovery.							
						--	--	---	---	--	--	0
2.66	3.30	0.64	GRN	MG	Granite and granite rubble. Rubble is moderately oxidized.							
						MD	GY	PH	OXI	2I	--	0
3.30	4.00	0.70	GRN	MG	Intensely fractured granite. 40-70 TCA. Moderately to strongly oxidized; interstitial black sulphides in fracture infill.							
						MD	GY	PH	OXI	4I	Un	10
4.00	4.40	0.40	GRN	MG	Fresh, granite.							
						MD	GY	PH	---	--	--	0
4.40	4.55	0.15	GRN	MG	50 TCA intensely clayed white gouge.							
						LT	GY	PH	CLY	5I	--	0
4.55	11.80	7.25	GRN	MG	Bleached, moderately clay altered, tracely oxidized granite with trace black sulphide infill on shallow fractures (2/m).							
						MD	GY	PH	CLY	3I	Un	1
									BLE	3I		
									OXI	1I		
11.80	15.00	3.20	GRN	MG	Fresh granite.							
						MD	GY	PH	OXI	1I	--	0
15.00	15.90	0.90	GRN	MG	Bleached, moderately clay altered, tracely oxidized granite with trace black sulphide infill on shallow fractures (2/m).							
						MD	GY	PH	OXI	1I	--	0
									BLE	3I		
									CLY	3I		
15.90	17.10	1.20	GRN	MG	Fresh granite.							
						MD	GY	PH	---	--	--	0

From (m)	To (m)	Interval (m)	Rock Type	Grain Size	Description	Shade	Colour	Texture	Alteration	Intensity	Mineral	Conc.
17.10	19.00	1.90	GRN	MG	Bleached, moderately clay altered, tracely oxidized granite with trace black sulphide infill on shallow fractures (2/m). Hairline fractures 0-5 TCA with moderate black infill.							
						MD	GY	PH	OXI	1I	Un	2
									BLE	3I		
									CLY	3I		
19.00	25.70	6.70	GRN	MG	Fresh granite.							
						MD	GY	PH	---	--	--	0
25.70	28.90	3.20	GRN	MG	Bleached, moderately clay altered, tracely oxidized granite with trace black sulphide infill on shallow fractures (2/m).							
						MD	GY	PH	OXI	1I	Un	1
									BLE	3I		
									CLY	3I		
28.90	29.35	0.45	GRN	MG	Fresh granite.							
						MD	GY	PH	---	--	--	0
29.35	29.85	0.50	GRN	MG	Bleached, moderately clay altered, tracely oxidized granite with trace black sulphide infill on shallow fractures (2/m).							
						MD	GY	PH	OXI	1I	Un	0
									BLE	3I		
									CLY	3I		
29.85	32.00	2.15	GRN	MG	Fresh granite with up to 30cm section of moderately to strongly oxidized granite with black sulphide mineralisation.							
						MD	GY	PH	OXI	2I	Un	1
32.00	35.80	3.80	GRN	MG	Fresh granite.							
						MD	GY	PH	---	--	--	0
35.80	41.00	5.20	GRN	MG	Weak to moderately oxidized, weakly fractured granite. Black sulphide mineralisation occurs on 20-40 TCA fractures.							
						MD	GY	PH	OXI	3I	Un	3

From (m)	To (m)	Interval (m)	Rock Type	Grain Size	Description	Shade	Colour	Texture	Alteration	Intensity	Mineral	Conc.
41.00	43.40	2.40	GRN	MG	Moderately to intensely oxidized, locally intensely bleached, fractured and clayed granite with trace to strong randomly oriented (stockwork-like) veinlets with weak-strong black material. Infilled veinlets hairline to 4mm thick.							
						MD	GY	PH	OXI	5I	Un	3
						MD	BR		BLE	4I		
									CLY	4I		
43.40	43.41	0.01	QVN	MG	60 TCA quartz veinlet 1-1.5cm.							
						LT	GY	LA	---	--	--	0
43.41	51.95	8.54	GRN	MG	Moderately to intensely oxidized, locally intensely bleached, fractured and clayed granite with trace to strong randomly oriented (stockwork-like) veinlets with weak-strong black material. Infilled veinlets hairline to 4mm thick.							
						MD	GY	PH	OXI	5I	Un	3
						MD	BR		BLE	4I		
									CLY	4I		
51.95	51.97	0.02	QVN	MG	70 TCA, barren, up to 2cm thick quartz veinlet.							
						LT	GY	LA	---	--	--	0
51.97	52.35	0.38	GRN	MG	Moderately to intensely oxidized, locally intensely bleached, fractured and clayed granite with trace to strong randomly oriented (stockwork-like) veinlets with weak-strong black material. Infilled veinlets hairline to 4mm thick.							
						MD	BR	PH	OXI	5I	Un	3
						MD	GY		BLE	4I		
									CLY	4I		
52.35	58.80	6.45	GRN	MG	Strongly to moderately oxidized, bleached granite with scattered black sulphide mineralised veinlets up to 3mm thick.							
						MD	BR	PH	OXI	4I	Un	4
						LT	GY		BLE	3I		
58.80	65.70	6.90	GRN	MG	Weakly to strongly oxidized, bleached granite with scattered black sulphides and manganese oxides.							

From (m)	To (m)	Interval (m)	Rock Type	Grain Size	Description	Shade	Colour	Texture	Alteration	Intensity	Mineral	Conc.
						MD	GY	PH	OXI	2I	Un	2
						MD	BR		BLE	2I		
65.70	67.50	1.80	GRN	MG	Intensely clay altered, moderately to strongly oxidized, weak black sulphide powder. Gougy.							
						LT	GY	PH	OXI	3I	Un	1
						LT	BR		BLE	2I		
									CLY	5I		
67.50	67.65	0.15	GRN	MG	Intensely clay altered, moderately oxidized, silicified granite.							
						MD	GY	PH	OXI	3I	Un	1
									SIL	3I		
									BLE	2I		
									CLY	4I		
67.65	71.00	3.35	GRN	MG	Intensely clay altered, moderately to strongly oxidized, fair black sulphide powder on veinlets. Gougy.							
						LT	GY	PH	OXI	3I	Un	3
						LT	OR		BLE	2I		
									CLY	5I		
71.00	73.83	2.83	GRN	MG	Weakly to moderately oxidized and bleached granite with moderatel black sulphide powder on fracture faces.							
						LT	GY	PH	BLE	4I	Un	2
									OXI	3I		
73.83	73.90	0.07	QVN	CG	Region with a 1-1.5cm barren quartz vein at 35 TCA. Black material (sulphides) on contact with granite							
						LT	GY	PH	OXI	4I	Un	1
									BLE	3I		
									CLY	1I		
73.90	83.50	9.60	GRN	MG	Moderately to intensely oxidized, moderately clay altered granite with interstitial and veinlet infilled black sulphide powder.							
						MD	BR		BLE	3I		
						LT	GY	PH	OXI	4I	Un	1
									CLY	3I		
83.50	96.62	13.12	GRN	MG	Granite, tracely to weakly oxidized on fracture faces.							
						MD	GY	PH	OXI	1I	--	0

Sample Log

HAM-12-004

Silver Range
Hammer Zone

Archer,Cathro & Associates (1981) Limited

From (m)	To (m)	Interval (m)	Rock Type	Recovery (m)	Recovery %	Sample Number	BatchName	Batch Class	Standard	Blank	1/4 Dup	Coarse Dup
0.00	0.00	0.00	-QC-	0.00	0	L845593	12-003	Core	ME8	☐	☐	☐
0.00	0.00	0.00	-QC-	0.00	0	L845600	12-003	Core	PL1	☐	☐	☐
0.00	0.00	0.00	-QC-	0.00	0	L845587	12-003	Core		☑	☐	☐
3.30	4.00	0.70	GRN	0.59	84	L845579	12-003	Core		☐	☐	☐
31.00	34.00	3.00	GRN	2.84	95	L845580	12-003	Core		☐	☐	☐
34.00	37.00	3.00	GRN	2.90	97	L845581	12-003	Core		☐	☐	☐
37.00	40.00	3.00	GRN	2.54	85	L845582	12-003	Core		☐	☐	☐
37.00	40.00	3.00	GRN	2.54	85	L845583	12-003	Core		☐	☑	☐
40.00	42.00	2.00	GRN	1.73	87	L845584	12-003	Core		☐	☐	☐
42.00	44.00	2.00	GRN	1.90	95	L845585	12-003	Core		☐	☐	☐
44.00	46.70	2.70	GRN	2.50	93	L845586	12-003	Core		☐	☐	☐
46.70	48.00	1.30	GRN	1.20	92	L845588	12-003	Core		☐	☐	☐
48.00	49.50	1.50	GRN	1.03	69	L845589	12-003	Core		☐	☐	☐
49.50	52.00	2.50	GRN	1.38	55	L845590	12-003	Core		☐	☐	☐
52.00	54.00	2.00	GRN	1.47	74	L845591	12-003	Core		☐	☐	☐
54.00	56.40	2.40	GRN	1.67	70	L845592	12-003	Core		☐	☐	☐
56.40	57.00	0.60	GRN	0.55	92	L845594	12-003	Core		☐	☐	☐
57.00	57.90	0.90	GRN	0.67	74	L845595	12-003	Core		☐	☐	☐
57.90	58.80	0.90	GRN	0.75	83	L845596	12-003	Core		☐	☐	☐
58.80	61.80	3.00	GRN	3.00	100	L845597	12-003	Core		☐	☐	☐
61.80	64.00	2.20	GRN	0.77	35	L845598	12-003	Core		☐	☐	☐
64.00	65.80	1.80	GRN	1.48	82	L845599	12-003	Core		☐	☐	☐
65.80	67.00	1.20	GRN	1.20	100	L845601	12-003	Core		☐	☐	☐
67.00	68.00	1.00	GRN	0.98	98	L845602	12-003	Core		☐	☐	☐
68.00	70.00	2.00	GRN	1.92	96	L845603	12-003	Core		☐	☐	☐
68.00	70.00	2.00	GRN	1.92	96	L845604	12-003	Core		☐	☐	☑
70.00	72.00	2.00	GRN	1.65	83	L845605	12-003	Core		☐	☐	☐

From (m)	To (m)	Interval (m)	Rock Type	Recovery (m)	Recovery %	Sample Number	BatchName	Batch Class	Standard	Blank	1/4 Dup	Coarse Dup
72.00	73.80	1.80	GRN	1.80	100	L845606	12-003	Core		☐	☐	☐
73.80	75.80	2.00	GRN	1.91	96	L845607	12-003	Core		☐	☐	☐
75.80	76.80	1.00	GRN	0.68	68	L845608	12-003	Core		☐	☐	☐
76.80	79.20	2.40	GRN	2.03	85	L845609	12-004	Core		☐	☐	☐
79.20	81.20	2.00	GRN	2.00	100	L845610	12-004	Core		☐	☐	☐
81.20	82.50	1.30	GRN	1.30	100	L845611	12-004	Core		☐	☐	☐
82.50	84.00	1.50	GRN	1.12	75	L845612	12-004	Core		☐	☐	☐
87.00	88.50	1.50	GRN	1.17	78	L845643	12-004	Core		☐	☐	☐
88.50	91.50	3.00	GRN	2.89	96	L845644	12-004	Core		☐	☐	☐
91.50	93.00	1.50	GRN	1.50	100	L845645	12-005	Core		☐	☐	☐

From (m)	To (m)	Interval (m)	Recovery (m)	Recovery %	RQD	RQD %	Reactivity	Hardness	Weathering	Comments
0.00	2.66	2.66	0	0	0.00	0	--	--	--	casing, no recovery
2.66	5.18	2.52	2.11	84	0.62	25	0R	2H	3W	
5.18	8.23	3.05	2.86	94	1.86	61	0R	4H	2W	
8.23	11.28	3.05	2.99	98	2.80	92	0R	4H	2W	
11.28	14.33	3.05	2.31	76	0.81	27	0R	2H	3W	
14.33	17.38	3.05	2.23	73	1.02	33	0R	3H	3W	
17.38	20.43	3.05	2.76	90	1.93	63	0R	4H	3W	
20.43	23.47	3.04	2.87	94	1.32	43	0R	4H	2W	
23.47	26.52	3.05	2.61	86	1.58	52	0R	4H	2W	
26.52	29.57	3.05	2.74	90	2.26	74	0R	4H	2W	
29.57	32.61	3.04	2.7	89	1.48	49	0R	4H	2W	
32.61	35.66	3.05	2.99	98	1.61	53	0R	4H	2W	
35.66	38.71	3.05	1.89	62	0.42	14	0R	4H	3W	
38.71	41.76	3.05	2.46	81	0.91	30	0R	3H	3W	
41.76	44.81	3.05	2.85	93	0.89	29	0R	2H	4W	
44.81	47.85	3.04	2.09	69	0.44	14	0R	3H	4W	
47.85	50.90	3.05	2.03	67	0.36	12	0R	3H	3W	
50.90	53.94	3.04	2.5	82	1.24	41	0R	3H	3W	
53.94	56.99	3.05	2.75	90	0.88	29	0R	3H	3W	
56.99	60.04	3.05	2.95	97	0.80	26	0R	4H	3W	
60.04	63.09	3.05	2.8	92	1.15	38	0R	3H	3W	
63.09	66.14	3.05	2.79	91	0.55	18	0R	3H	4W	
66.14	69.19	3.05	2.17	71	0.35	11	0R	1H	3W	
69.19	72.23	3.04	2.2	72	0.00	0	0R	1H	4W	
72.23	75.29	3.06	2.95	96	0.80	26	0R	2H	3W	
75.29	78.33	3.04	2.81	92	0.97	32	0R	3H	3W	
78.33	81.38	3.05	2.72	89	0.88	29	0R	3H	3W	
81.38	84.43	3.05	2.93	96	1.33	44	0R	3H	4W	
84.43	87.48	3.05	2.92	96	0.75	25	0R	3H	2W	

From (m)	To (m)	Interval (m)	Recovery (m)	Recovery %	RQD	RQD %	Reactivity	Hardness	Weathering	Comments
87.48	90.53	3.05	3.05	100	0.71	23	0R	4H	3W	
90.53	93.57	3.04	3.04	100	1.14	38	1R	3H	3W	
93.57	96.62	3.05	3	98	1.10	36	1R	4H	2W	EOH

Depth (m)	Magnetic Susceptibility	Rock Type	Comments
0	0	CAS	casing
1	0	CAS	casing
2	0	CAS	casing
3	0.04	GRN	
4	0	GRN	Broken
5	0	GRN	Rubble
6	0.05	GRN	
7	0	GRN	Broken
8	0.12	GRN	
9	0.17	GRN	
10	0.14	GRN	
11	0.12	GRN	
12	0	GRN	Broken
13	0.19	GRN	Broken
14	0	GRN	Broken
15	0	GRN	Broken
16	0	GRN	Broken
17	0	GRN	Broken
18	0.27	GRN	Broken
19	0	GRN	Broken
20	0.01	GRN	
21	0	GRN	Broken
22	0.18	GRN	
23	0.1	GRN	
24	0.16	GRN	
25	0	GRN	Broken
26	0.12	GRN	
27	0.1	GRN	
28	0.12	GRN	

Depth (m)	Magnetic Susceptibility	Unit	Comments
29	0.11	GRN	
30	0.12	GRN	
31	0.13	GRN	
32	0.07	GRN	
33	0.12	GRN	
34	0	GRN	Broken
35	0.24	GRN	
36	0.16	GRN	
37	0.04	GRN	
38	0	GRN	Broken
39	0.02	GRN	
40	0	GRN	Broken
41	0.03	GRN	
41	0.03	GRN	
42	0.04	GRN	
43	0.01	GRN	
44	0.01	GRN	
45	0	GRN	Broken
46	0	GRN	Broken
47	0	GRN	Broken
48	0	GRN	Broken
49	0	GRN	Broken
50	0	GRN	Broken
51	0.01	GRN	
52	0.03	GRN	
53	0	GRN	Broken
54	0.1	GRN	
55	0.13	GRN	
56	0.09	GRN	

Depth (m)	Magnetic Susceptibility	Rock Type	Comments
57	0.17	GRN	
58	0.07	GRN	
59	0	GRN	Broken
60	0.14	GRN	
61	0	GRN	Broken
62	0.13	GRN	
63	0.12	GRN	
64	0	GRN	Broken
65	0.12	GRN	
66	0	GRN	Broken
67	0.1	GRN	
68	0	GRN	Broken
69	0	GRN	Broken
70	0	GRN	Broken
71	0	GRN	Broken
71	0	GRN	Broken
72	0	GRN	Broken
73	0.02	GRN	
74	0.11	GRN	
75	0	GRN	Broken
76	0.01	GRN	
77	0.19	GRN	
78	0.17	GRN	
79	0.02	GRN	
80	0.01	GRN	
81	0.01	GRN	
82	0.16	GRN	
83	0	GRN	Broken
84	0.17	GRN	
85	0.21	GRN	
86	0	GRN	Broken
87	0.15	GRN	
88	0	GRN	Broken
89	0.17	GRN	
90	0	GRN	Broken
91	0.17	GRN	
92	0	GRN	Broken
93	0.11	GRN	
94	0.13	GRN	
95	0	GRN	Broken
96	0.08	GRN	EOH

Hole Name

Hole Name	From (m)	Length (m)	Core Size	Rock Type	Weight in Air (g)	Weight in Water (g)	Density (g/cm3)	Specific Gravity	Comments
HAM-12-004									
	27.5	14.5	NQ	GRN	682	478.8	2.3	3.4	Fresh granite
	41.9	13.9	NQ	GRN	719.1	434.7	2.5	2.5	Granite with interbedded quartz veins (cm scale)
	73.5	13.1	NQ	GRN	644.6	382.4	2.4	2.5	Fresh Granite

Keg - Silver Range

Archer, Cathro & Associates (1981) Limited

Grid East	Grid North	Easting	Northing	Elevation	Depth (m)
10+015 NE	10+000 NW	595548	6918444	1530.06	154.53

ZONE: Hammer

SECTION:

HOLE: HAM-12-005

CLAIM: YD155447

Contractor: Platinum

Drill: 1

Core Size: NQ

Casing Depth: 6.8m, Out

Drilling Dates: -

Geology Logged By: R. Avram

SURVEY			
Depth (m)	Azimuth	Dip	Method
0	80	-45	Compass
154.53	80	-45.5	Ranger

TARGET:

SUMMARY			
From (m)	To (m)	Interval (m)	Rock Type
0	6.8	6.8	CAS
6.8	35.27	28.47	GRN
35.27	42.71	7.44	GRN
42.71	64	21.29	GRN
64	69.5	5.5	GRN
69.5	154.53	85.03	GRN

SAMPLES	
Numbers:	L845613 to L845642
Total:	36
Batch:	004
Certificates:	WH12147780

COMMENTS

Mineralisation, if not otherwise specified, occurs as a black powder which is probably a mix of very fine grained sulphides, sulphosalts and oxides.

Box Log

HAM-12-005

Silver Range
Hammer Zone

Archer,Cathro & Associates (1981) Limited

Box Number	From (m)	To (m)
1	6.8	12.34
2	12.34	17.85
3	17.85	23.64
4	23.64	29.45
5	29.45	35.17
6	35.17	40.64
7	40.64	46.28
8	46.28	52.07
9	52.07	57.81
10	57.81	63.49
11	63.49	69.19
12	69.19	74.82
13	74.82	80.45
14	80.45	86.1
15	86.1	91.8
16	91.8	97.38
17	97.38	102.97
18	102.97	108.57
19	108.57	114.19
20	114.19	119.73
21	119.73	125.45
22	125.45	131.24
23	131.24	136.78
24	136.78	142.34
25	142.34	147.79
26	147.79	153.03
27	153.03	154.53

Box Number	From (m)	To (m)

Box Number	From (m)	To (m)

From (m)	To (m)	Interval (m)	Rock Type	Grain Size	Description	Shade	Colour	Texture	Alteration	Intensity	Mineral	Conc.
0.00	6.80	6.80	CAS	--	Casing.							
						--	--	---	---	--	--	0
6.80	35.27	28.47	GRN	MG	Granite with up to 50cm long moderately to weakly oxidized sections. Fractures with locally yellow orange alteration and trace dendritic manganese oxides at 40-80 TCA.							
						MD	GY	PH	OXI	1I	--	0
						LT	GY		CLY	1I		
35.27	38.11	2.84	GRN	MG	Moderately oxidized granite with trace clay alteration. Black powdery sulphide mineralisation visible on fracture faces and 1-2mm thick as veinlets at 45 TCA. 5 total.							
						MD	GY	PH	CLY	1I		
						MD	OR	FR	OXI	3I	Un	0.1
38.11	38.38	0.27	QVN	CG	22cm thick intensely oxidized quartz vein oriented at 45 TCA. Up to 2cm large vugs within and black powder visible on fracture faces.							
						MD	BR	VU	OXI	5I	Un	5
						MD	GY					
38.38	42.71	4.33	GRN	MG	Moderately to intensely oxidized granite with trace clay alteration. Black powdery sulphide mineralisation visible on fracture faces and 1-2mm thick as veinlets at 45 TCA. 5 total.							
						MD	BR	PH	CLY	1I	Un	1
						LT	BR		OXI	4I		
42.71	61.47	18.76	GRN	MG	Fresh granite.							
						MD	GY					
						LT	GY	PH	---	--	--	0
61.47	63.91	2.44	GRN	MG	Trace to moderately oxidized, clayed and bleached granite.							
						MD	GY	PH	OXI	2I	--	0
						LT	GY		BLE	2I		
									CLY	1I		

From (m)	To (m)	Interval (m)	Rock Type	Grain Size	Description	Shade	Colour	Texture	Alteration	Intensity	Mineral	Conc.
63.91	64.00	0.09	GRN	MG	Fresh granite.							
						MD	GY	PH	---	--	--	0
						LT	GY					
64.00	66.50	2.50	GRN	MG	Mostly fresh granite with up to 10cm locally bleached intervals.							
						MD	GY	PH	BLE	2I	--	0
						LT	GY					
66.50	69.40	2.90	GRN	MG	Strongly bleached, tracely to intensely oxidized granite with 1-10cm sections with calcite, quartz and trace to weak sulphides at 45-60 TCA. And with a 6cm intensely suphide mineralised veinlet at 45 TCA.							
						MD	GY	PH	BLE	4I	Un	0.1
									OXI	1I		
69.40	69.50	0.10	GRN	MG	Weakly bleached granite with a 40 TCA oxidized fracture at the lower contact.							
						MD	GY	PH	OXI	2I	--	0
									BLE	2I		
69.50	133.10	63.60	GRN	MG	Granite with scattered calcite veinlets and 30-60 TCA fracturing.							
						MD	GY	PH	BLE	1I	Un	0.1
133.10	133.55	0.45	GRN	MG	Moderately oxidized granite with 2-3mm black sulphide infilled fractures.							
						MD	GY	PH	OXI	3I	Un	1
						MD	OR					
133.55	154.53	20.98	GRN	MG	Granite with scattered calcite veinlets and 30-60 TCA fracturing.							
						MD	GY	PH	BLE	1I	Un	0.1

Sample Log

HAM-12-005

Silver Range
Hammer Zone

Archer,Cathro & Associates (1981) Limited

From (m)	To (m)	Interval (m)	Rock Type	Recovery (m)	Recovery %	Sample Number	BatchName	Batch Class	Standard	Blank	1/4 Dup	Coarse Dup
0.00	0.00	0.00	-QC-	0.00	0	L845628	12-004	Core		☑	☐	☐
0.00	0.00	0.00	-QC-	0.00	0	L845638	12-004	Core		☑	☐	☐
0.00	0.00	0.00	-QC-	0.00	0	L845642	12-004	Core	PL1	☐	☐	☐
0.00	0.00	0.00	-QC-	0.00	0	L845617	12-004	Core	ME8	☐	☐	☐
12.34	12.90	0.56	GRN	0.45	80	L845613	12-004	Core		☐	☐	☐
12.90	13.66	0.76	GRN	0.70	92	L845614	12-004	Core		☐	☐	☐
13.66	14.30	0.64	GRN	0.60	94	L845615	12-004	Core		☐	☐	☐
14.30	15.30	1.00	GRN	0.96	96	L845616	12-004	Core		☐	☐	☐
34.50	35.50	1.00	GRN	0.85	85	L845618	12-004	Core		☐	☐	☐
35.50	38.10	2.60	GRN	2.45	94	L845619	12-004	Core		☐	☐	☐
38.10	38.60	0.50	GRN	0.42	84	L845620	12-004	Core		☐	☐	☐
38.60	41.00	2.40	GRN	2.26	94	L845621	12-004	Core		☐	☐	☐
38.60	41.00	2.40	GRN	2.26	94	L845622	12-004	Core		☐	☐	☑
41.00	42.70	1.70	GRN	1.69	99	L845623	12-004	Core		☐	☐	☐
42.70	44.70	2.00	GRN	1.98	99	L845624	12-004	Core		☐	☐	☐
60.00	62.10	2.10	GRN	2.08	99	L845625	12-004	Core		☐	☐	☐
62.10	62.60	0.50	GRN	0.39	78	L845626	12-004	Core		☐	☐	☐
62.60	63.60	1.00	GRN	0.89	89	L845627	12-004	Core		☐	☐	☐
63.60	66.60	3.00	GRN	2.78	93	L845629	12-004	Core		☐	☐	☐
66.60	67.50	0.90	GRN	0.81	90	L845630	12-004	Core		☐	☐	☐
67.50	68.00	0.50	GRN	0.47	94	L845631	12-004	Core		☐	☐	☐
68.00	69.35	1.35	GRN	1.20	89	L845632	12-004	Core		☐	☐	☐
69.35	72.35	3.00	GRN	2.98	99	L845633	12-004	Core		☐	☐	☐
69.35	72.35	3.00	GRN	2.98	99	L845634	12-004	Core		☐	☑	☐
77.00	79.20	2.20	GRN	2.09	95	L845635	12-004	Core		☐	☐	☐
79.20	79.70	0.50	GRN	0.40	80	L845636	12-004	Core		☐	☐	☐
79.70	81.00	1.30	GRN	1.19	92	L845637	12-004	Core		☐	☐	☐

From (m)	To (m)	Interval (m)	Rock Type	Recovery (m)	Recovery %	Sample Number	BatchName	Batch Class	Standard	Blank	1/4 Dup	Coarse Dup
131.30	133.10	1.80	GRN	1.10	61	L845639	12-004	Core		☐	☐	☐
133.10	133.60	0.50	GRN	0.50	100	L845640	12-004	Core		☐	☐	☐
133.60	135.00	1.40	GRN	1.40	100	L845641	12-004	Core		☐	☐	☐

From (m)	To (m)	Interval (m)	Recovery (m)	Recovery %	RQD	RQD %	Reactivity	Hardness	Weathering	Comments
0.00	6.80	6.80	0	0	0.00	0	--	--	--	casing, no recovery
6.80	8.23	1.43	1.43	100	0.62	43	0R	4H	2W	
8.23	11.28	3.05	2.3	75	1.36	45	0R	4H	2W	
11.28	14.33	3.05	2.85	93	1.87	61	0R	4H	2W	
14.33	17.37	3.04	2.93	96	2.75	90	0R	4H	2W	
17.37	20.42	3.05	2.94	96	2.25	74	0R	4H	2W	
20.42	23.47	3.05	2.95	97	2.51	82	0R	4H	1W	
23.47	26.52	3.05	2.99	98	2.91	95	0R	4H	1W	
26.52	29.57	3.05	2.98	98	2.37	78	0R	4H	1W	
29.57	32.61	3.04	2.99	98	2.41	79	0R	4H	1W	
32.61	35.66	3.05	2.83	93	2.13	70	0R	4H	2W	
35.66	38.71	3.05	2.55	84	0.45	15	0R	3H	3W	
38.71	41.76	3.05	2.68	88	0.84	28	0R	3H	3W	
41.76	44.81	3.05	2.98	98	2.75	90	0R	3H	2W	
44.81	47.85	3.04	2.99	98	2.41	79	0R	4H	1W	
47.85	50.90	3.05	2.92	96	2.53	83	0R	4H	1W	
50.90	53.95	3.05	2.94	96	2.78	91	0R	4H	1W	
53.95	57.00	3.05	2.89	95	2.41	79	0R	4H	1W	
57.00	60.05	3.05	2.98	98	2.68	88	0R	4H	1W	
60.05	63.09	3.04	2.58	85	1.34	44	0R	3H	3W	
63.09	66.14	3.05	2.7	89	2.01	66	1R	3H	2W	
66.14	69.19	3.05	2.83	93	1.93	63	1R	3H	2W	
69.19	72.24	3.05	2.92	96	1.25	41	1R	4H	2W	
72.24	75.29	3.05	2.98	98	1.37	45	1R	4H	2W	
75.29	78.33	3.04	2.85	94	1.06	35	0R	4H	2W	
78.33	81.38	3.05	2.75	90	1.40	46	0R	4H	2W	
81.38	84.43	3.05	2.76	90	2.43	80	0R	4H	2W	
84.43	87.48	3.05	3.05	100	1.62	53	0R	4H	2W	
87.48	90.53	3.05	3.05	100	1.62	53	0R	4H	2W	

From (m)	To (m)	Interval (m)	Recovery (m)	Recovery %	RQD	RQD %	Reactivity	Hardness	Weathering	Comments
90.53	93.57	3.04	3.04	100	1.41	46	0R	4H	1W	
93.57	96.62	3.05	2.95	97	2.26	74	0R	4H	1W	
96.62	99.67	3.05	2.93	96	2.07	68	0R	4H	1W	
99.67	102.72	3.05	3.05	100	1.20	39	0R	4H	1W	
102.72	105.77	3.05	3.05	100	0.68	22	0R	4H	1W	
105.77	108.81	3.04	3.04	100	1.63	54	0R	4H	1W	
108.81	111.86	3.05	2.92	96	2.53	83	0R	4H	1W	
111.86	114.91	3.05	2.84	93	2.06	68	0R	4H	2W	
114.91	117.96	3.05	2.56	84	1.16	38	1R	3H	2W	
117.96	121.01	3.05	2.44	80	1.15	38	0R	3H	2W	
121.01	124.05	3.04	2.64	87	1.67	55	0R	4H	2W	
124.05	127.10	3.05	2.84	93	1.68	55	0R	4H	1W	
127.10	130.15	3.05	2.85	93	1.74	57	0R	4H	1W	
130.15	133.20	3.05	3.05	100	1.61	53	0R	4H	1W	
133.20	136.25	3.05	3.05	100	2.65	87	0R	4H	2W	
136.25	139.29	3.04	3.04	100	1.22	40	0R	4H	2W	
139.29	142.34	3.05	3.05	100	2.24	73	0R	4H	1W	
142.34	145.39	3.05	3.05	100	1.58	52	0R	4H	1W	
145.39	148.44	3.05	3.05	100	2.74	90	0R	4H	1W	
148.44	151.49	3.05	2.98	98	2.37	78	0R	4H	1W	
151.49	154.53	3.04	3.04	100	2.34	77	0R	4H	1W	EOH

Depth (m)	Magnetic Susceptibility	Rock Type	Comments
0	0	CAS	casing
1	0	CAS	casing
2	0	CAS	casing
3	0	CAS	casing
4	0	CAS	casing
5	0	CAS	casing
6	0	CAS	casing
7	0.05	GRN	
8	0.01	GRN	
9	0.03	GRN	
10	0.13	GRN	
11	0.25	GRN	
12	0.03	GRN	
13	0.02	GRN	
14	0.38	GRN	
15	0.18	GRN	
16	0.12	GRN	
17	0.01	GRN	
18	0.13	GRN	
19	0.02	GRN	
20	0.21	GRN	
21	0.11	GRN	
22	0.11	GRN	
23	0.01	GRN	
24	0.03	GRN	
25	0.04	GRN	
26	0.03	GRN	
27	0.01	GRN	
28	0.14	GRN	

Depth (m)	Magnetic Susceptibility	Unit	Comments
29	0.01	GRN	
30	0.14	GRN	
31	0.12	GRN	
32	0.1	GRN	
33	0	GRN	Broken
34	0.13	GRN	
35	0.12	GRN	
36	0.17	GRN	
37	0.09	GRN	
38	0	GRN	Broken
39	0	GRN	Broken
40	0.18	GRN	
41	0.06	GRN	
42	0	GRN	Broken
43	0.13	GRN	
44	0.11	GRN	
45	0.35	GRN	
46	0.26	GRN	
47	0.13	GRN	
48	0.13	GRN	
49	0.13	GRN	
50	0.12	GRN	
51	0.35	GRN	
52	0.18	GRN	
53	0.12	GRN	
54	0.13	GRN	
55	0.13	GRN	
56	0	GRN	Broken
57	0.13	GRN	

Depth (m)	Magnetic Susceptibility	Rock Type	Comments
58	0.03	GRN	
59	0.03	GRN	
60	0.02	GRN	
61	0.02	GRN	
62	0.15	GRN	
63	0	GRN	Broken
64	0.11	GRN	
64	0.11	GRN	
65	0.13	GRN	
66	0.14	GRN	
67	0.15	GRN	
68	0.17	GRN	
69	0.14	GRN	
70	0.16	GRN	
71	0.03	GRN	
72	0	GRN	Broken
73	0	GRN	Broken
74	0.13	GRN	
75	0	GRN	Broken
76	0.15	GRN	
77	0	GRN	Broken
78	0.13	GRN	
79	0.21	GRN	
80	0.1	GRN	
81	0.21	GRN	
82	0.17	GRN	
83	0.14	GRN	
84	0	GRN	Broken
85	0.11	GRN	
86	0.12	GRN	
87	0.16	GRN	

Depth (m)	Magnetic Susceptibility	Unit	Comments
88	0.05	GRN	
89	0.25	GRN	
90	0.11	GRN	
91	0.05	GRN	
92	0.06	GRN	
93	0.08	GRN	
94	0.13	GRN	
95	0	GRN	Broken
96	0.1	GRN	
97	0.24	GRN	
98	0.15	GRN	
99	0.16	GRN	
100	0.12	GRN	
101	0.12	GRN	
102	0.07	GRN	
103	0	GRN	Broken
104	0.16	GRN	
105	0	GRN	Broken
106	0.11	GRN	
107	0.12	GRN	
108	0.02	GRN	
109	0.06	GRN	
110	0.11	GRN	
111	0.1	GRN	
112	0.13	GRN	
113	0.11	GRN	
114	0.19	GRN	
115	0.14	GRN	
116	0	GRN	Broken
117	0.18	GRN	
118	0.13	GRN	

Depth (m)	Magnetic Susceptibility	Rock Type	Comments
119	0.13	GRN	
120	0.04	GRN	
121	0.14	GRN	
122	0.12	GRN	
123	0	GRN	Broken
123	0.16	GRN	
124	0.24	GRN	
124	0.24	GRN	
125	0	GRN	Broken
125	0	GRN	Broken
126	0.16	GRN	
127	0	GRN	Broken
128	0	GRN	Broken
129	0.12	GRN	
130	0.25	GRN	
131	0.43	GRN	
132	0.05	GRN	
133	0.16	GRN	
134	0.17	GRN	
135	0.15	GRN	
136	0.14	GRN	
137	0.22	GRN	
138	0	GRN	Broken
139	0.41	GRN	
140	0.02	GRN	
141	0.1	GRN	
142	0.13	GRN	
143	0.12	GRN	
144	0.18	GRN	
145	0.13	GRN	
146	0.12	GRN	
147	0.16	GRN	
148	0.16	GRN	
149	0.14	GRN	
150	0.07	GRN	
151	0.18	GRN	
152	0.13	GRN	
153	0.15	GRN	
154	0.18	GRN	EOH

Hole Name

Hole Name	From (m)	Length (m)	Core Size	Rock Type	Weight in Air (g)	Weight in Water (g)	Density (g/cm3)	Specific Gravity	Comments
HAM-12-005									
	15	14.9	NQ	GRN	778.5	481.5	2.6	2.6	Fresh granite
	20.3	14.1	NQ	GRN	735.7	458.4	2.6	2.7	Medium to light grey granite
	51	17.1	NQ	GRN	898.5	563.2	2.6	2.7	Fresh Granite

Keg - Silver Range

Archer, Cathro & Associates (1981) Limited

Grid East	Grid North	Easting	Northing	Elevation	Depth (m)
10+015 NE	10+025 NW	595539	6918464	1516.31	169.77

ZONE: Hammer

SECTION:

HOLE: HAM-12-006

CLAIM: YD155447

Contractor: Platinum

Drill: 1

Core Size: NQ

Casing Depth: 2.6m, Out

Drilling Dates: -

Geology Logged By: R. Avram

SURVEY			
Depth (m)	Azimuth	Dip	Method
0	80	45	Compass
169.77	80	-45	Ranger

TARGET:

SUMMARY			
From (m)	To (m)	Interval (m)	Rock Type
0	2.7	2.7	CAS
2.7	48.7	46	GRN
48.7	52.5	3.8	GRN
52.5	64.5	12	GRN
64.5	69	4.5	GRN
69	75.6	6.6	GRN
75.6	81.38	5.78	GRN
81.38	83.8	2.42	GRN
83.8	120.9	37.1	GRN
120.9	124.2	3.3	GRN
124.2	131.18	6.98	GRN
131.18	169.77	38.59	GRN

SAMPLES	
Numbers:	L845646 to L845694
Total:	59
Batch:	005, 006
Certificates:	WH12147781, WH12150914

COMMENTS

Mineralisation, if not otherwise specified, occurs as a black powder which is probably a mix of very fine grained sulphides, sulphosalts and oxides.

HAM-12-006

Box Number	From (m)	To (m)
1	2.7	8.32
2	8.32	14.07
3	14.07	19.66
4	19.66	25.54
5	25.54	32.04
6	32.04	36.63
7	36.63	42.27
8	42.27	47.94
9	47.94	53.39
10	53.39	58.67
11	58.67	64.25
12	64.25	69.53
13	69.53	75.05
14	75.05	80.77
15	80.77	86.31
16	86.31	92.13
17	92.13	97.8
18	97.8	103.4
19	103.4	109.04
20	109.04	114.79
21	114.79	120.5
22	120.5	126.08
23	126.08	131.48
24	131.48	137.24
25	137.24	142.72
26	142.72	148.56
27	148.56	154.33
28	154.33	160.18
29	160.18	165.82
30	165.82	169.77

Box Number	From (m)	To (m)

Box Number	From (m)	To (m)

From (m)	To (m)	Interval (m)	Rock Type	Grain Size	Description	Shade	Colour	Texture	Alteration	Intensity	Mineral	Conc.
0.00	2.70	2.70	CAS	--	Casing.							
						--	--	---	---	--	--	0
2.70	17.00	14.30	GRN	MG	Granite with trace iron-oxides on fracture faces, scattered calcite veinlets, locally foliated (micas) at 45 TCA. Hairline randomly oriented dark veinlets that seem to be made up of sulphides.							
						MD	GY	PH	OXI	1I	Un	1
									CLY	1I		
17.00	17.70	0.70	GRN	MG	Strongly bleached granite with 3 fractures <1mm thick. 50 TCA, black mineralisation.							
						LT	GY	PH	BLE	4I	Un	1
									OXI	1I		
									CLY	1I		
17.70	33.76	16.06	GRN	MG	Granite with trace iron-oxides on fracture faces, scattered calcite veinlets, locally foliated (micas) at 45 TCA. Hairline randomly oriented dark veinlets that seem to be made up of sulphides.							
						MD	GY	PH	OXI	1I	Un	1
									CLY	1I		
33.76	34.20	0.44	GRN	MG	Silicified, trace to weak sulphides. Disseminated to blebs up to 2mm large. (Sphalerite, chacopyrite, pyrrhotite?), dendritic manganese stains.							
						MD	GY	PH	SIL	4I	Un	1
									OXI	1I		
									CLY	1I		
34.20	48.70	14.50	GRN	MG	Granite with trace iron-oxides on fracture faces, scattered calcite veinlets, locally foliated (micas) at 45 TCA. Hairline randomly oriented dark veinlets that seem to be made up of sulphides.							
						MD	GY	PH	OXI	1I	Un	1
									CLY	1I		
48.70	52.50	3.80	GRN	MG	Moderately to intensely oxidized interval with 50cm large bleached sections at upper and lower contacts with fresh granite. Hairline dark grey veinlets with visible fine grained sulphides at 45 TCA. Yellowish carbonate alteration and oxidation present.							

From (m)	To (m)	Interval (m)	Rock Type	Grain Size	Description	Shade	Colour	Texture	Alteration	Intensity	Mineral	Conc.
						MD	RD	PH	OXI	5I	Un	1
						LT	WH		BLE	4I		
									SIL	4I		
52.50	64.50	12.00	GRN	MG	Tracely oxidized granite with locally weakly bleached sections, laminated quartz veinlets and sulphide infilled fractures.							
						MD	GY	PH	OXI	1I	Un	1
						LT	GY		BLE	2I		
64.50	69.00	4.50	GRN	MG	Strongly bleached, moderately argillite altered granite with hairline to 2mm dark grey veinlets. Moderately oxidized.							
						LT	GY	PH	OXI	3I	Un	1
									BLE	4I		
									CLY	3I		
69.00	75.60	6.60	GRN	MG	Fresh granite.							
						LT	GY	PH	---	--	--	0
75.60	75.90	0.30	GRN	MG	Strongly bleached granite with up to 30cm large fresh medium grey granite intervals. Hairline to 2mm veinlets with weak dark grey powder (sulphides) occur. Moderately oxidized.							
						LT	GY	PH	OXI	3I	Un	1
									BLE	4I		
75.90	76.00	0.10	GRN	MG	Strongly oxidized section with 1cm large laminated vuggy quartz veinlets and dark grey sulphide powder.							
						MD	OR		BLE	4I		
						LT	GY	PH	OXI	4I	Un	15
76.00	81.38	5.38	GRN	MG	Strongly bleached granite with up to 30cm large fresh medium grey granite intervals. Hairline to 2mm veinlets with weak dark grey powder (sulphides) occur. Moderately oxidized.							
						LT	GY	PH	OXI	3I	Un	1
									BLE	4I		
81.38	83.80	2.42	GRN	MG	Weakly to strongly oxidized granite with laminated quartz veinlets up to 6cm thick.							
						MD	GY	PH	OXI	3I	Un	2

From (m)	To (m)	Interval (m)	Rock Type	Grain Size	Description	Shade	Colour	Texture	Alteration	Intensity	Mineral	Conc.
83.80	120.90	37.10	GRN	MG	Mostly fresh granite with up to 10cm large occasionally bleached sections. Trace sulphides (pyrite and sphalerite) disseminated on hairline to 2mm quartz-carbonate fracture infill.							
						MD	GY	PH	BLE	1I	Un	0.1
120.90	124.20	3.30	GRN	MG	Bleached granite with moderate oxidation on fracture faces and trace disseminated sulphides							
						LT	GY	PH	BLE	4I	Un	0.1
									OXI	1I		
124.20	125.60	1.40	GRN	MG	Strongly bleached section with a laminated quartz veinlet and trace sulphide mineralisation.							
						LT	GY	PH	OXI	1I	Un	1
									BLE	4I		
									SIL	1I		
125.60	126.80	1.20	GRN	MG	Strongly siliceous, laminated, brecciated and oxidized bleached granite.							
						LT	GY	PH	SIL	4I	Un	3
								LA	OXI	4I		
								BX	BLE	4I		
126.80	129.60	2.80	GRN	MG	Weakly oxidized and moderately argillite altered granite.							
						LT	GY	PH	OXI	2I	Un	1
									CLY	2I		
129.60	131.18	1.58	GRN	MG	Strongly argillite altered, weakly bleached granite.							
						LT	GY	PH	BLE	2I	Un	1
									CLY	4I		
131.18	135.80	4.62	GRN	MG	Granite. Tracely mineralised with powdery sulphides. Ocassionally, interstitial sulphides in granite matrix.							
						MD	GY	PH	CLY	1I	Un	0.1
135.80	136.10	0.30	GRN	MG	Strongly bleached granite with trace powdery sulphides.							
						LT	GY	PH	OXI	1I	Un	1
									BLE	4I		
136.10	138.15	2.05	GRN	MG	Granite. Tracely mineralised with powdery sulphides. Ocassionally, interstitial sulphides in granite matrix.							
						LT	GY	PH	CLY	1I	Un	0.1

From (m)	To (m)	Interval (m)	Rock Type	Grain Size	Description	Shade	Colour	Texture	Alteration	Intensity	Mineral	Conc.
138.15	138.50	0.35	GRN	MG	Bleached, strongly argillite altered granite with moderately sulphide mineralised 30 TCA veinlets 2-3mm thick.							
						LT	GY	PH	BLE	4I	Un	5
									CLY	4I		
138.50	169.77	31.27	GRN	MG	Granite. Tracely mineralised with powdery sulphides. Ocassionally, interstitial sulphides in granite matrix.							
						MD	GY	PH	CLY	1I	Un	0.1

Sample Log

HAM-12-006

Silver Range
Hammer Zone

Archer,Cathro & Associates (1981) Limited

From (m)	To (m)	Interval (m)	Rock Type	Recovery (m)	Recovery %	Sample Number	BatchName	Batch Class	Standard	Blank	1/4 Dup	Coarse Dup
0.00	0.00	0.00	-QC-	0.00	0	L845659	12-005	Core	ME8	☐	☐	☐
0.00	0.00	0.00	-QC-	0.00	0	L845665	12-005	Core	PL1	☐	☐	☐
0.00	0.00	0.00	-QC-	0.00	0	L845671	12-005	Core		☑	☐	☐
0.00	0.00	0.00	-QC-	0.00	0	L845684	12-006	Core	ME8	☐	☐	☐
0.00	0.00	0.00	-QC-	0.00	0	L845692	12-006	Core		☑	☐	☐
0.00	0.00	0.00	-QC-	0.00	0	L845654	12-005	Core		☑	☐	☐
13.50	16.50	3.00	GRN	2.84	95	L845646	12-005	Core		☐	☐	☐
16.50	18.00	1.50	GRN	1.45	97	L845647	12-005	Core		☐	☐	☐
18.00	20.40	2.40	GRN	2.32	97	L845648	12-005	Core		☐	☐	☐
18.00	20.40	2.40	GRN	2.32	97	L845649	12-005	Core		☐	☑	☐
32.00	33.70	1.70	GRN	1.65	97	L845650	12-005	Core		☐	☐	☐
33.70	34.20	0.50	GRN	0.49	98	L845651	12-005	Core		☐	☐	☐
34.20	36.20	2.00	GRN	1.96	98	L845652	12-005	Core		☐	☐	☐
42.50	45.10	2.60	GRN	2.50	96	L845653	12-005	Core		☐	☐	☐
45.10	46.00	0.90	GRN	0.88	98	L845655	12-005	Core		☐	☐	☐
46.00	48.70	2.70	GRN	2.61	97	L845656	12-005	Core		☐	☐	☐
48.70	49.70	1.00	GRN, GRN	0.94	94	L845657	12-005	Core		☐	☐	☐
49.70	50.70	1.00	GRN	0.94	94	L845658	12-005	Core		☐	☐	☐
50.70	51.20	0.50	GRN	0.43	86	L845660	12-005	Core		☐	☐	☐
51.20	52.50	1.30	GRN	1.05	81	L845661	12-005	Core		☐	☐	☐
52.50	53.40	0.90	GRN, GRN	0.90	100	L845662	12-005	Core		☐	☐	☐
53.40	53.90	0.50	GRN	0.41	82	L845663	12-005	Core		☐	☐	☐
53.90	55.70	1.80	GRN	1.76	98	L845664	12-005	Core		☐	☐	☐
55.70	57.00	1.30	GRN	1.27	98	L845666	12-005	Core		☐	☐	☐
57.00	57.50	0.50	GRN	0.46	92	L845667	12-005	Core		☐	☐	☐
57.50	58.00	0.50	GRN	0.47	94	L845668	12-005	Core		☐	☐	☐

From (m)	To (m)	Interval (m)	Rock Type	Recovery (m)	Recovery %	Sample Number	BatchName	Batch Class	Standard	Blank	1/4 Dup	Coarse Dup
58.00	61.00	3.00	GRN	2.79	93	L845669	12-005	Core		☐	☐	☐
61.00	63.00	2.00	GRN	1.86	93	L845670	12-005	Core		☐	☐	☐
63.00	64.60	1.60	GRN	1.49	93	L845672	12-005	Core		☐	☐	☐
64.60	67.00	2.40	GRN	2.23	93	L845673	12-005	Core		☐	☐	☐
67.00	68.80	1.80	GRN	1.67	93	L845674	12-005	Core		☐	☐	☐
75.60	76.60	1.00	GRN, GRN	0.95	95	L845675	12-005	Core		☐	☐	☐
76.60	79.60	3.00	GRN	2.88	96	L845676	12-005	Core		☐	☐	☐
76.60	79.60	3.00	GRN	2.88	96	L845677	12-005	Core		☐	☐	☑
79.60	80.60	1.00	GRN	0.96	96	L845678	12-005	Core		☐	☐	☐
80.60	81.70	1.10	GRN	1.05	95	L845679	12-005	Core		☐	☐	☐
81.70	83.00	1.30	GRN	1.20	92	L845680	12-005	Core		☐	☐	☐
83.00	83.80	0.80	GRN	0.80	100	L845681	12-006	Core		☐	☐	☐
97.20	97.70	0.50	GRN	0.48	96	L845682	12-006	Core		☐	☐	☐
116.20	118.00	1.80	GRN	1.76	98	L845683	12-006	Core		☐	☐	☐
120.80	122.10	1.30	GRN	1.25	96	L845685	12-006	Core		☐	☐	☐
122.10	124.20	2.10	GRN	2.10	100	L845686	12-006	Core		☐	☐	☐
124.20	125.60	1.40	GRN, GRN	1.19	85	L845687	12-006	Core		☐	☐	☐
125.60	126.80	1.20	GRN	1.02	85	L845688	12-006	Core		☐	☐	☐
125.60	126.80	1.20	GRN	1.02	85	L845689	12-006	Core		☐	☐	☑
126.80	129.00	2.20	GRN	1.80	82	L845690	12-006	Core		☐	☐	☐
129.20	131.20	2.00	GRN	1.70	85	L845691	12-006	Core		☐	☐	☐
131.20	133.20	2.00	GRN	1.66	83	L845693	12-006	Core		☐	☐	☐
138.10	139.00	0.90	GRN	0.77	86	L845694	12-006	Core		☐	☐	☐

From (m)	To (m)	Interval (m)	Recovery (m)	Recovery %	RQD	RQD %	Reactivity	Hardness	Weathering	Comments
0.00	2.70	2.70	0	0	0.00	0	--	--	--	casing, no recovery
2.70	5.18	2.48	2.29	92	1.51	61	0R	4H	2W	
5.18	8.23	3.05	2.62	86	1.17	38	0R	4H	2W	
8.23	11.28	3.05	2.69	88	1.84	60	0R	4H	2W	
11.28	14.33	3.05	2.87	94	1.67	55	0R	4H	2W	
14.33	17.37	3.04	2.91	96	1.37	45	0R	4H	2W	
17.37	20.42	3.05	2.92	96	2.20	72	0R	4H	2W	
20.42	23.47	3.05	2.98	98	2.43	80	0R	4H	2W	
23.47	26.52	3.05	2.91	95	1.92	63	0R	4H	2W	
26.52	29.57	3.05	2.99	98	2.24	73	0R	4H	2W	
29.57	32.61	3.04	2.97	98	2.63	87	0R	4H	2W	
32.61	35.66	3.05	3	98	2.39	78	0R	4H	2W	
35.66	38.71	3.05	2.98	98	2.74	90	0R	4H	2W	
38.71	41.76	3.05	2.96	97	2.54	83	0R	4H	2W	
41.76	44.81	3.05	2.93	96	2.66	87	0R	4H	2W	
44.81	47.85	3.04	2.99	98	2.89	95	0R	4H	2W	
47.85	50.90	3.05	2.94	96	1.42	47	0R	3H	3W	
50.90	53.95	3.05	2.46	81	1.05	34	0R	2H	3W	
53.95	57.00	3.05	2.98	98	1.98	65	0R	4H	2W	
57.00	60.05	3.05	2.83	93	2.42	79	0R	4H	2W	
60.05	63.09	3.04	2.84	93	1.88	62	0R	4H	2W	
63.09	66.14	3.05	2.85	93	1.47	48	1R	4H	2W	
66.14	69.19	3.05	2.81	92	1.19	39	1R	3H	3W	
69.19	72.24	3.05	2.99	98	2.88	94	1R	4H	2W	
72.24	75.29	3.05	2.77	91	1.61	53	1R	4H	2W	
75.29	78.33	3.04	2.92	96	1.82	60	0R	3H	2W	
78.33	81.38	3.05	2.92	96	1.82	60	0R	3H	2W	
81.38	84.43	3.05	2.8	92	1.36	45	0R	3H	3W	
84.43	87.48	3.05	2.98	98	2.42	79	0R	4H	2W	

From (m)	To (m)	Interval (m)	Recovery (m)	Recovery %	RQD	RQD %	Reactivity	Hardness	Weathering	Comments
87.48	90.53	3.05	2.99	98	2.05	67	0R	4H	2W	
90.53	93.57	3.04	2.88	95	2.63	87	0R	4H	1W	
93.57	96.62	3.05	2.98	98	2.70	89	0R	4H	1W	
96.62	99.67	3.05	2.91	95	2.50	82	0R	4H	1W	
99.67	102.72	3.05	2.98	98	2.59	85	0R	4H	1W	
102.72	105.77	3.05	2.99	98	2.66	87	0R	4H	1W	
105.77	108.81	3.04	2.88	95	1.92	63	0R	4H	1W	
108.81	111.86	3.05	2.91	95	1.56	51	0R	4H	1W	
111.86	114.91	3.05	2.99	98	1.91	63	0R	4H	1W	
114.91	117.96	3.05	3	98	1.47	48	0R	4H	1W	
117.96	121.01	3.05	2.99	98	2.63	86	0R	4H	1W	
121.01	124.05	3.04	2.96	97	1.91	63	0R	4H	2W	
124.05	127.10	3.05	2.58	85	1.19	39	0R	2H	3W	
127.10	130.15	3.05	2.62	86	0.92	30	0R	2H	3W	
130.15	133.20	3.05	2.53	83	1.33	44	0R	2H	4W	
133.20	136.25	3.05	2.91	95	2.35	77	0R	3H	2W	
136.25	139.29	3.04	2.8	92	2.63	87	0R	3H	2W	
139.29	142.34	3.05	2.97	97	2.34	77	0R	4H	1W	
142.34	145.39	3.05	2.87	94	2.21	72	0R	4H	1W	
145.39	148.44	3.05	2.96	97	2.73	90	0R	4H	1W	
148.44	151.49	3.05	2.97	97	2.25	74	0R	4H	1W	
151.49	154.53	3.04	3.04	100	2.54	84	0R	4H	1W	
154.53	157.58	3.05	3.05	100	2.28	75	0R	4H	1W	
157.58	160.63	3.05	3.05	100	2.65	87	0R	4H	1W	
160.63	163.68	3.05	3.05	100	2.31	76	0R	4H	1W	
163.68	166.73	3.05	3.05	100	1.79	59	0R	4H	1W	
166.73	169.77	3.04	3.04	100	1.38	45	0R	4H	1W	EOH

Depth (m)	Magnetic Susceptibility	Rock Type	Comments
0	0	CAS	casing
1	0	CAS	casing
2	0	CAS	casing
3	0.05	GRN	
4	0.05	GRN	
5	0.06	GRN	
6	0.06	GRN	
7	0.11	GRN	
8	0.11	GRN	
9	0.09	GRN	
10	0.12	GRN	
11	0.1	GRN	
12	0.15	GRN	
13	0.23	GRN	
14	0.11	GRN	
15	0.15	GRN	
16	0.1	GRN	
17	0.06	GRN	
18	0.11	GRN	
19	0.13	GRN	
20	0.11	GRN	
21	0.04	GRN	
22	0.13	GRN	
23	0.13	GRN	
24	0.03	GRN	
25	0.13	GRN	
26	0.16	GRN	
27	0.11	GRN	
28	0.15	GRN	

Depth (m)	Magnetic Susceptibility	Unit	Comments
29	0.15	GRN	
30	0.04	GRN	
31	0.05	GRN	
32	0.15	GRN	
33	0.06	GRN	
34	0.28	GRN	
35	0.11	GRN	
36	0.13	GRN	
37	0.06	GRN	
38	0.1	GRN	
39	0.04	GRN	
40	0.09	GRN	
41	0.11	GRN	
42	0.1	GRN	
43	0.1	GRN	
44	0.1	GRN	
45	0.05	GRN	
46	0.1	GRN	
47	0.14	GRN	
48	0.12	GRN	
49	0	GRN	Broken
50	0.16	GRN	
51	0	GRN	Broken
52	0	GRN	Broken
53	0.13	GRN	
54	0.26	GRN	
55	0.05	GRN	
56	0.14	GRN	
57	0	GRN	Broken

Depth (m)	Magnetic Susceptibility	Rock Type	Comments
58	0.14	GRN	
59	0.11	GRN	
60	0.07	GRN	
61	0.07	GRN	
62	0.07	GRN	
63	0.2	GRN	
64	0.12	GRN	
65	0.04	GRN	
66	0.04	GRN	
67	0.07	GRN	
68	0.04	GRN	
69	0.13	GRN	
69	0.13	GRN	
70	0.12	GRN	
71	0.06	GRN	
72	0.06	GRN	
73	0.05	GRN	
74	0	GRN	Broken
75	0.13	GRN	
76	0.19	GRN	
77	0.1	GRN	
78	0.07	GRN	
79	0.16	GRN	
80	0.16	GRN	
81	0.13	GRN	
82	0	GRN	Broken
83	0.18	GRN	
84	0.15	GRN	
85	0.12	GRN	
86	0.1	GRN	
87	0.14	GRN	

Depth (m)	Magnetic Susceptibility	Unit	Comments
88	0.3	GRN	
89	0.16	GRN	
90	0.14	GRN	
91	0.13	GRN	
92	0.07	GRN	
93	0.12	GRN	
94	0.14	GRN	
95	0	GRN	Broken
96	0.12	GRN	
97	0.13	GRN	
98	0.13	GRN	
99	0.15	GRN	
100	0.14	GRN	
101	0.12	GRN	
102	0.26	GRN	
103	0.18	GRN	
104	0.12	GRN	
105	0.15	GRN	
106	0.13	GRN	
107	0.07	GRN	
108	0.16	GRN	
109	0.24	GRN	
110	0	GRN	Broken
111	0	GRN	Broken
112	0.22	GRN	
113	0.06	GRN	
114	0.14	GRN	
115	0.22	GRN	
116	0.22	GRN	
117	0	GRN	Broken
118	0.14	GRN	

Depth (m)	Magnetic Susceptibility	Rock Type	Comments
119	0.12	GRN	
120	0.15	GRN	
121	0.15	GRN	
122	0	GRN	Broken
123	0.05	GRN	
124	0.05	GRN	
125	0.16	GRN	
126	0	GRN	Broken
127	0	GRN	Broken
128	0.48	GRN	
129	0.15	GRN	
130	0	GRN	Broken
131	0	GRN	Broken
132	0.17	GRN	
133	0.12	GRN	
134	0.08	GRN	
135	0.17	GRN	
136	0	GRN	Broken
137	0.12	GRN	
138	0.32	GRN	
139	0.03	GRN	
140	0.29	GRN	
141	0.13	GRN	
142	0.14	GRN	
143	0.12	GRN	
144	0.16	GRN	
145	0.18	GRN	
146	0.11	GRN	
147	0.27	GRN	
148	0.12	GRN	
149	0.12	GRN	

Depth (m)	Magnetic Susceptibility	Unit	Comments
150	0.13	GRN	
151	0.1	GRN	
152	0.12	GRN	
153	0.13	GRN	
154	0	GRN	Broken
155	0.13	GRN	
156	0.17	GRN	
157	0.13	GRN	
158	0.15	GRN	
159	0.13	GRN	
160	0.13	GRN	
161	0.13	GRN	
162	0.08	GRN	
163	0.13	GRN	
164	0.13	GRN	
165	0.12	GRN	
166	0.22	GRN	
167	0	GRN	Broken
168	0.09	GRN	
169	0.13	GRN	EOH

Hole Name

Hole Name	From (m)	Length (m)	Core Size	Rock Type	Weight in Air (g)	Weight in Water (g)	Density (g/cm3)	Specific Gravity	Comments
HAM-12-006									
	21.3	15.3	NQ	GRN	795.5	495.7	2.6	2.7	
	63.8	15.8	NQ	GRN	828.8	516.8	2.6	2.7	
	115	17.2	NQ	GRN	920.8	578.1	2.6	2.7	
	160.45	12.6	NQ	GRN	667.4	421.8	2.6	2.7	

Keg - Silver Range

Archer, Cathro & Associates (1981) Limited

Grid East	Grid North	Easting	Northing	Elevation	Depth (m)
		595597	6918274	1603.01	111.86

ZONE: Hammer

SECTION: 9+830

HOLE: HAM-12-007

CLAIM: YD155447

Contractor: Platinum

Drill: 1

Core Size: NQ

Casing Depth: 8.82m, Out

Drilling Dates: -

Geology Logged By: R. Avram

SURVEY			
Depth (m)	Azimuth	Dip	Method
0	80	45	Compass
111.86	79	-44.3	Ranger

TARGET:

SUMMARY			
From (m)	To (m)	Interval (m)	Rock Type
0	8.82	8.82	CAS
8.82	54.5	45.68	GRN
54.5	74.1	19.6	GRN
74.1	87.48	13.38	GRN
87.48	92.1	4.62	GRN
92.1	97.8	5.7	GRN
97.8	111.86	14.06	GRN

SAMPLES	
Numbers:	L845695 to L845734
Total:	45
Batch:	006, 007
Certificates:	WH12150914, WH12153601

COMMENTS

Mineralisation, if not otherwise specified, occurs as a black powder which is probably a mix of very fine grained sulphides, sulphosalts and oxides.

Box Log

HAM-12-007

Silver Range
Hammer Zone

Archer,Cathro & Associates (1981) Limited

Box Number	From (m)	To (m)
1	8.82	13.1
2	13.1	18.51
3	18.51	24.06
4	24.06	29.56
5	29.56	35.04
6	35.04	40.43
7	40.43	45.94
8	45.94	51.4
9	51.4	57
10	57	62.57
11	62.57	67.6
12	67.6	73.36
13	73.36	78.92
14	78.92	84.59
15	84.59	90.24
16	90.24	95.91
17	95.91	100.53
18	100.53	105.56
19	105.56	111.19
20	111.19	111.86

Box Number	From (m)	To (m)

Box Number	From (m)	To (m)

From (m)	To (m)	Interval (m)	Rock Type	Grain Size	Description	Shade	Colour	Texture	Alteration	Intensity	Mineral	Conc.
0.00	8.82	8.82	CAS	--	Casing.							
						--	--	---	---	--	--	0
8.82	27.20	18.38	GRN	MG	Granite with tracely to moderately oxidized sections up to 40cm in length as well as a few bleached sections. Ocasionally, mineralisation occurs on fracture planes as black powder and as hairline dark grey veinlets.							
						MD	GY	PH	OXI	1I	Un	0.2
						LT	GY		BLE	1I		
27.20	27.26	0.06	QVN	MG	6cm long smoked quartz vein with disseminated mineralisation. Vein is at 40° TCA.							
						DK	GY	VT	---	--	Un	10
27.26	54.50	27.24	GRN	MG	Granite with tracely to moderately oxidized sections up to 40cm in length as well as a few bleached sections. Ocasionally, mineralisation occurs on fracture planes as black powder and as hairline dark grey veinlets.							
						MD	GY	PH	OXI	1I	Un	0.2
						LT	GY		BLE	1I		
54.50	54.70	0.20	GRN	MG	Light to medium grey, moderately oxidized, strongly bleached granite with black powdery sulphide mineralisation on fracture faces and interstitially in the rock matrix.							
						MD	GY	PH	OXI	3I	Un	2
						LT	GY		BLE	4I		
54.70	55.80	1.10	GRN	MG	Strongly bleached and moderately oxidized light red to white granite with fair mineralisation.							
						LT	GY	PH	BLE	4I	Un	3
						LT	WH		OXI	3I	Un	3
55.80	61.60	5.80	GRN	MG	Intensely bleached, weakly oxidized light grey to white granite.							
						LT	WH	PH	BLE	5I	Un	1
						LT	GY		OXI	2I		
61.60	63.80	2.20	FLR	MG	Intensely argillic clayed gougy white granite with trace oxidation.							
						LT	WH	PH	BLE	5I	--	0

From (m)	To (m)	Interval (m)	Rock Type	Grain Size	Description	Shade	Colour	Texture	Alteration	Intensity	Mineral	Conc.
									ARG	5I		
									OXI	1I		
63.80	65.70	1.90	GRN	MG	Red-brown granite with two <2cm thick laminated quartz veinlets and accompanying black disseminated mineralistion within a crumbly matrix.							
						MD	RD	PH	OXI	5I	Un	2
						MD	BR					
65.70	66.00	0.30	GRN	MG	Granite with black interstitial mineralisation.							
						MD	GY	PH	OXI	5I	Un	10
66.00	66.70	0.70	GRN	MG	Intensely bleached, weakly oxidized granite.							
						LT	GY	PH	BLE	5I	--	0
									OXI	2I		
66.70	68.30	1.60	GRN	MG	Moderately oxidized, strongly bleached black to dark grey and red granite with vuggy, laminated quartz in sections up to 20cm large and with black powdery mineralisation interstitial in the rock matrix.							
						DK	GY	VU	BLE	4I		
						DK	BK	PH	OXI	3I	Un	20
						DK	RD	LA				
68.30	74.10	5.80	GRN	MG	Strongly bleached, moderately oxidized granite with black powdery mineralisation occuring on fracture planes and interstitially in the rock matrix.							
						LT	WH	PH	OXI	3I	Un	5
						LT	RD		BLE	4I		
						DK	GY					
74.10	87.48	13.38	GRN	MG	Grey granite with oxidized and bleached sections and black powdery mineralisation.							
						MD	GY	PH	OXI	2I	--	0
									BLE	2I		
87.48	92.10	4.62	GRN	MG	Strongly oxidized and bleached granite.							
						MD	GY	PH	OXI	4I	--	0
						MD	OR		BLE	4I		

From (m)	To (m)	Interval (m)	Rock Type	Grain Size	Description	Shade	Colour	Texture	Alteration	Intensity	Mineral	Conc.
92.10	97.80	5.70	GRN	MG	Fairly fresh granite.							
						MD	GY	PH	---	--	--	0
97.80	104.60	6.80	GRN	MG	Granite with weak mineralisation both interstitially and on fracture faces.							
						MD	GY	PH	OXI	1I	Un	2
104.60	111.86	7.26	GRN	MG	Weakly oxidized granite.							
						MD	GY	PH	OXI	2I	--	0

From (m)	To (m)	Interval (m)	Rock Type	Recovery (m)	Recovery %	Sample Number	BatchName	Batch Class	Standard	Blank	1/4 Dup	Coarse Dup
0.00	0.00	0.00	-QC-	0.00	0	L845713	12-006	Core		☑	☐	☐
0.00	0.00	0.00	-QC-	0.00	0	L845720	12-007	Core		☑	☐	☐
0.00	0.00	0.00	-QC-	0.00	0	L845726	12-007	Core	ME8	☐	☐	☐
0.00	0.00	0.00	-QC-	0.00	0	L845701	12-006	Core	PL1	☐	☐	☐
11.28	14.00	2.72	GRN	2.62	96	L845695	12-006	Core		☐	☐	☐
14.00	17.00	3.00	GRN	3.00	100	L845696	12-006	Core		☐	☐	☐
24.30	27.10	2.80	GRN	2.75	98	L845697	12-006	Core		☐	☐	☐
27.10	27.60	0.50	GRN	0.50	100	L845698	12-006	Core		☐	☐	☐
37.00	38.70	1.70	GRN	1.60	94	L845699	12-006	Core		☐	☐	☐
52.00	52.60	0.60	GRN	0.57	95	L845700	12-006	Core		☐	☐	☐
52.60	54.50	1.90	GRN	1.78	94	L845702	12-006	Core		☐	☐	☐
54.50	56.00	1.50	GRN, GRN	1.41	94	L845703	12-006	Core		☐	☐	☐
56.00	58.00	2.00	GRN	1.93	97	L845704	12-006	Core		☐	☐	☐
58.00	60.00	2.00	GRN	2.00	100	L845705	12-006	Core		☐	☐	☐
60.00	62.00	2.00	GRN	1.88	94	L845706	12-006	Core		☐	☐	☐
60.00	62.00	2.00	GRN	1.88	94	L845707	12-006	Core		☐	☑	☐
62.00	63.80	1.80	GRN	1.74	97	L845708	12-006	Core		☐	☐	☐
63.80	65.70	1.90	GRN	1.90	100	L845709	12-006	Core		☐	☐	☐
65.70	66.20	0.50	GRN	0.47	94	L845710	12-006	Core		☐	☐	☐
66.20	66.80	0.60	GRN	0.51	85	L845711	12-006	Core		☐	☐	☐
66.80	67.50	0.70	GRN	0.63	90	L845712	12-006	Core		☐	☐	☐
67.50	68.60	1.10	GRN	1.04	95	L845714	12-006	Core		☐	☐	☐
68.60	70.30	1.70	GRN	1.68	99	L845715	12-006	Core		☐	☐	☐
70.30	73.00	2.70	GRN	2.67	99	L845716	12-006	Core		☐	☐	☐
73.00	74.15	1.15	GRN	1.13	98	L845717	12-007	Core		☐	☐	☐
74.15	77.15	3.00	GRN	2.97	99	L845718	12-007	Core		☐	☐	☐
77.15	79.18	2.03	GRN	2.02	100	L845719	12-007	Core		☐	☐	☐

From (m)	To (m)	Interval (m)	Rock Type	Recovery (m)	Recovery %	Sample Number	BatchName	Batch Class	Standard	Blank	1/4 Dup	Coarse Dup
79.18	82.80	3.62	GRN	3.62	100	L845721	12-007	Core		☐	☐	☐
82.80	85.80	3.00	GRN	2.94	98	L845722	12-007	Core		☐	☐	☐
85.80	87.50	1.70	GRN	1.57	92	L845723	12-007	Core		☐	☐	☐
87.50	89.00	1.50	GRN	1.48	99	L845724	12-007	Core		☐	☐	☐
89.00	90.80	1.80	GRN	1.80	100	L845725	12-007	Core		☐	☐	☐
90.80	93.80	3.00	GRN	2.91	97	L845727	12-007	Core		☐	☐	☐
93.80	96.80	3.00	GRN	2.94	98	L845728	12-007	Core		☐	☐	☐
96.80	98.20	1.40	GRN	1.38	99	L845729	12-007	Core		☐	☐	☐
98.20	100.50	2.30	GRN	2.26	98	L845730	12-007	Core		☐	☐	☐
100.50	102.00	1.50	GRN	1.50	100	L845731	12-007	Core		☐	☐	☐
102.00	104.00	2.00	GRN	2.00	100	L845732	12-007	Core		☐	☐	☐
104.00	105.56	1.56	GRN	1.54	99	L845733	12-007	Core		☐	☐	☐
104.00	105.56	1.56	GRN	1.54	99	L845734	12-007	Core		☐	☑	☐

From (m)	To (m)	Interval (m)	Recovery (m)	Recovery %	RQD	RQD %	Reactivity	Hardness	Weathering	Comments
0.00	8.82	8.82	0	0	0.00	0	--	--	--	casing, no recovery
8.82	11.28	2.46	2.46	100	0.68	28	0R	2H	3W	
11.28	14.33	3.05	3.05	100	1.52	50	0R	4H	3W	
14.33	17.37	3.04	3.04	100	1.52	50	0R	4H	2W	
17.37	20.42	3.05	3.02	99	1.90	62	0R	4H	3W	
20.42	23.47	3.05	3	98	2.06	68	0R	4H	3W	
23.47	26.52	3.05	3.02	99	1.55	51	0R	3H	3W	
26.52	29.56	3.04	2.9	95	1.85	61	0R	4H	3W	
29.56	32.61	3.05	2.98	98	2.13	70	0R	4H	3W	
32.61	35.66	3.05	2.88	94	2.70	89	0R	4H	3W	
35.66	38.71	3.05	2.8	92	1.09	36	0R	4H	3W	
38.71	41.76	3.05	3.05	100	2.09	69	0R	4H	3W	
41.76	44.81	3.05	3.05	100	2.02	66	0R	4H	3W	
44.81	47.85	3.04	3.04	100	2.09	69	0R	4H	3W	
47.85	50.91	3.06	3.05	100	2.09	68	0R	4H	3W	
50.91	53.95	3.04	2.98	98	2.30	76	0R	4H	3W	
53.95	57.00	3.05	2.83	93	0.78	26	0R	3H	4W	
57.00	60.05	3.05	3.05	100	1.34	44	0R	3H	4W	
60.05	63.09	3.04	2.88	95	0.25	8	0R	1H	4W	
63.09	66.14	3.05	3.05	100	0.00	0	0R	1H	4W	
66.14	69.19	3.05	2.7	89	0.72	24	0R	2H	4W	
69.19	72.24	3.05	3.05	100	0.67	22	0R	3H	4W	
72.24	75.29	3.05	2.96	97	0.73	24	0R	3H	3W	
75.29	78.33	3.04	3.04	100	0.50	16	0R	3H	3W	
78.33	81.38	3.05	3.05	100	0.84	28	0R	3H	3W	
81.38	84.43	3.05	3.05	100	2.14	70	0R	4H	2W	
84.43	87.48	3.05	2.77	91	1.52	50	0R	4H	3W	
87.48	90.53	3.05	3.03	99	0.97	32	0R	4H	2W	
90.53	93.57	3.04	2.9	95	0.91	30	0R	2H	3W	

From (m)	To (m)	Interval (m)	Recovery (m)	Recovery %	RQD	RQD %	Reactivity	Hardness	Weathering	Comments
93.57	96.62	3.05	3	98	1.66	54	0R	3H	3W	
96.62	99.67	3.05	2.9	95	1.20	39	0R	3H	3W	
99.67	102.72	3.05	3.05	100	0.55	18	0R	3H	3W	
102.72	105.77	3.05	3.05	100	2.00	66	0R	4H	2W	
105.77	108.81	3.04	3	99	2.45	81	0R	4H	1W	
108.81	111.86	3.05	2.69	88	2.23	73	0R	4H	2W	EOH

HAM-12-007

Depth (m)	Magnetic Susceptibility	Rock Type	Comments
0	0	CAS	casing
1	0	CAS	Casing
2	0	CAS	Casing
3	0	CAS	Casing
4	0	CAS	Casing
5	0	CAS	Casing
6	0	CAS	Casing
7	0	CAS	Casing
8	0	CAS	Casing
9	0	GRN	Broken
10	0	GRN	Broken
11	0.09	GRN	
12	0	GRN	Broken
13	0.18	GRN	
14	0.12	GRN	
15	0.05	GRN	
16	0	GRN	Broken
17	0.12	GRN	
18	0.44	GRN	
19	0.1	GRN	
20	0.13	GRN	
21	0.11	GRN	
22	0	GRN	Broken
23	0.1	GRN	
24	0.27	GRN	
25	0.11	GRN	
26	0.04	GRN	
27	0	GRN	Broken
28	0.25	GRN	
29	0.11	GRN	
30	0.12	GRN	
31	0.27	GRN	
32	0.11	GRN	
33	0.38	GRN	
34	0.14	GRN	
35	0.13	GRN	
36	0.23	GRN	
37	0	GRN	Broken
38	0	GRN	Broken
39	0.16	GRN	
40	0.12	GRN	
41	0.01	GRN	
42	0.11	GRN	
43	0.11	GRN	
44	0.06	GRN	
45	0.12	GRN	
46	0	GRN	Broken
47	0.17	GRN	
48	0.11	GRN	
49	0.12	GRN	
50	0.13	GRN	
51	0.15	GRN	
52	0.13	GRN	
53	0.13	GRN	
54	0.14	GRN	
55	0	GRN	Broken
56	0.17	GRN	
57	0	GRN	Broken

Depth (m)	Magnetic Susceptibility	Rock Type	Comments
58	0.04	GRN	
59	0.04	GRN	
60	0.5	GRN	
61	0	GRN	Broken
62	0.11	GRN	
63	0	GRN	Broken
64	0	GRN	Rubble
65	0	GRN	Rubble
66	0.2	GRN	
67	0	GRN	Rubble
68	0.19	GRN	
69	0.05	GRN	
70	0.2	GRN	
71	0	GRN	Rubble
72	0.09	GRN	
73	0.04	GRN	
74	0	GRN	Broken
75	0	GRN	Broken
76	0	GRN	Broken
77	0.12	GRN	
78	0	GRN	Broken
79	0.28	GRN	
80	0.15	GRN	
81	0.12	GRN	
82	0	GRN	Broken
83	0.18	GRN	
84	0.17	GRN	
85	0.18	GRN	
86	0.18	GRN	
87	0	GRN	Broken
88	0.03	GRN	
89	0.2	GRN	
90	0.07	GRN	
91	0.07	GRN	
92	0.12	GRN	
93	0.13	GRN	
94	0.11	GRN	
95	0.14	GRN	
96	0	GRN	Broken
97	0	GRN	Broken
98	0.03	GRN	
99	0.04	GRN	
100	0.11	GRN	
101	0.38	GRN	
102	0.03	GRN	
103	0.1	GRN	
104	0.1	GRN	
105	0	GRN	Broken
106	0.1	GRN	
107	0.18	GRN	
108	0.08	GRN	
109	0.07	GRN	
110	0.06	GRN	
111	0.05	GRN	EOH

Hole Name

Hole Name	From (m)	Length (m)	Core Size	Rock Type	Weight in Air (g)	Weight in Water (g)	Density (g/cm3)	Specific Gravity	Comments
HAM-12-007									
	35.5	15.5	NQ	GRN	798.4	354.3	2.5	1.8	
	84	12.9	NQ	GRN	622.3	244.9	2.4	1.7	

Keg - Silver Range

Archer, Cathro & Associates (1981) Limited

Grid East	Grid North	Easting	Northing	Elevation	Depth (m)
		595593	6918273	1603.11	145.39

ZONE: Hammer

SECTION: 9+830

HOLE: HAM-12-008

CLAIM: YD155447

Contractor: Platinum

Drill: 1

Core Size: NQ

Casing Depth: 6.64m, Out

Drilling Dates: -

Geology Logged By: R. Avram

SURVEY			
Depth (m)	Azimuth	Dip	Method
0	260	45	Compass
145.38	259	-45.3	Ranger

TARGET:

SUMMARY			
From (m)	To (m)	Interval (m)	Rock Type
0	6.64	6.64	CAS
6.64	32.8	26.16	GRN
32.8	38.5	5.7	GRN
38.5	99.8	61.3	GRN
99.8	108.6	8.8	GRN
108.6	145.39	36.79	GRN

SAMPLES	
Numbers:	L845735 to L845762
Total:	31
Batch:	007, 008
Certificates:	WH12153601, WH12153602, WH12173671

COMMENTS

Mineralisation, if not otherwise specified, occurs as a black powder which is probably a mix of very fine grained sulphides, sulphosalts and oxides.

Box Log

HAM-12-008

Silver Range
Hammer Zone

Archer,Cathro & Associates (1981) Limited

Box Number	From (m)	To (m)
1	6.64	12.09
2	12.09	17.54
3	17.54	23.42
4	23.42	29.06
5	29.06	34.6
6	34.6	39.58
7	39.58	45.25
8	45.25	50.99
9	50.99	56.56
10	56.56	62.06
11	62.06	67.7
12	67.7	73.33
13	73.33	79.16
14	79.16	84.88
15	84.88	90.59
16	90.59	96.62
17	96.62	102
18	102	107.71
19	107.71	113.46
20	113.46	119.33
21	119.33	125.01
22	125.01	130.87
23	130.87	136.5
24	136.5	142.34
25	142.34	145.39

Box Number	From (m)	To (m)

Box Number	From (m)	To (m)

From (m)	To (m)	Interval (m)	Rock Type	Grain Size	Description	Shade	Colour	Texture	Alteration	Intensity	Mineral	Conc.
0.00	6.64	6.64	CAS	--	Casing.							
						--	--	---	---	--	--	0
6.64	32.80	26.16	GRN	MG	Medium grey granite with oxidation and argillic alteration present on some fracture faces as well as with scattered 3mm thick calcite veinlets at 16-45° TCA.							
						MD	GY	PH	OXI	1I	--	0
									ARG	1I		
32.80	33.50	0.70	GRN	MG	Strongly bleached white granite.							
						--	WH	PH	BLE	4I	--	0
33.50	35.00	1.50	GRN	MG	Strongly oxidized, moderately argillic granite with black interstitial mineralisation.							
						MD	RD	PH	OXI	4I	Un	3
									ARG	3I		
35.00	35.60	0.60	GRN	MG	Strongly bleached, tracely oxidized granite.							
						LT	WH	PH	BLE	4I	--	0
						LT	GY		OXI	1I		
35.60	36.70	1.10	GRN	MG	Strongly to intensely oxidized interval with laminated quartz veins. Black mineralisation occurs in veinlets and interstitially.							
						DK	RD	PH	OXI	5I	Un	10
						DK	BK		SIL	4I		
36.70	37.00	0.30	QVN	FG	Intensely oxidized interval with a laminated, locally vuggy quartz vein with euhedral up to 3mm large quartz crystals. Matrix is moderately silicified.							
						DK	BK	VU				
						DK	RD	LA	OXI	5I	Un	20
37.00	37.50	0.50	GRN	MG	Strongly to intensely oxidized interval with laminated quartz veins. Black mineralisation occurs in veinlets and interstitially. Less quartz than 35.6 to 36.7, but still silicified.							
						DK	RD	PH	OXI	4I	Un	20
						DK	BK		SIL	3I		
37.50	38.50	1.00	GRN	MG	Red to white, moderately CO2 altered granite							

From (m)	To (m)	Interval (m)	Rock Type	Grain Size	Description	Shade	Colour	Texture	Alteration	Intensity	Mineral	Conc.
						MD	OR	PH	OXI	4I	--	0
									BLE	4I		
									SIL	3I		
38.50	99.80	61.30	GRN	MG	Fresh granite with a few oxidized hairline veinlets comprising weak black powdery mineralisation.							
						MD	GY	PH	OXI	1I	Un	0.2
99.80	101.20	1.40	GRN	MG	Bleached granite with 13 <5mm thick barren quartz veinlets. Four of the veinlets are oxidized and have black mineralisation.							
						LT	WH	PH	OXI	1I	Un	0.1
									BLE	5I		
101.20	102.30	1.10	GRN	MG	Strongly bleached and oxidized section with five oxidized, black mineralised veinlets.							
						LT	YW	PH	OXI	4I	Un	2
						LT	RD		BLE	4I		
						LT	WH					
102.30	105.55	3.25	GRN	MG	Strongly bleached section.							
						LT	GY	PH	BLE	4I	--	0
105.55	108.60	3.05	GRN	MG	Red to yellowish strongly oxidized and bleached granite with moderate silicification and laminated quartz veinlets as well as black powdery mineralisation.							
						LT	RD	PH	OXI	4I	Un	6
						LT	YW		BLE	4I		
						LT	WH		SIL	3I		
108.60	145.39	36.79	GRN	MG	Mostly fresh granite with a few hairline dark grey mineralised veinlets.							
						MD	GY	PH	---	--	Un	0.5

Sample Log

HAM-12-008

Silver Range
Hammer Zone

Archer,Cathro & Associates (1981) Limited

From (m)	To (m)	Interval (m)	Rock Type	Recovery (m)	Recovery %	Sample Number	BatchName	Batch Class	Standard	Blank	1/4 Dup	Coarse Dup
0.00	0.00	0.00	-QC-	0.00	0	L845747	12-007	Core		☑	☐	☐
0.00	0.00	0.00	-QC-	0.00	0	L845756	12-008	Core		☑	☐	☐
0.00	0.00	0.00	-QC-	0.00	0	L845737	12-007	Core	PL1	☐	☐	☐
19.00	22.00	3.00	GRN	2.95	98	L845735	12-007	Core		☐	☐	☐
22.00	25.00	3.00	GRN	2.89	96	L845736	12-007	Core		☐	☐	☐
25.00	28.00	3.00	GRN	2.97	99	L845738	12-007	Core		☐	☐	☐
28.00	31.00	3.00	GRN	2.98	99	L845739	12-007	Core		☐	☐	☐
31.00	32.70	1.70	GRN	1.66	98	L845740	12-007	Core		☐	☐	☐
32.70	33.40	0.70	GRN	0.68	97	L845741	12-007	Core		☐	☐	☐
33.40	35.60	2.20	GRN	2.18	99	L845742	12-007	Core		☐	☐	☐
35.60	36.60	1.00	GRN	1.00	100	L845743	12-007	Core		☐	☐	☐
36.60	37.70	1.10	GRN	1.10	100	L845744	12-007	Core		☐	☐	☐
36.60	37.70	1.10	GRN	1.10	100	L845745	12-007	Core		☐	☐	☑
37.70	39.58	1.88	GRN	1.82	97	L845746	12-007	Core		☐	☐	☐
96.60	99.60	3.00	GRN	3.00	100	L845748	12-007	Core		☐	☐	☐
99.60	101.20	1.60	GRN	1.60	100	L845749	12-007	Core		☐	☐	☐
101.20	102.20	1.00	GRN	1.00	100	L845750	12-007	Core		☐	☐	☐
102.20	103.30	1.10	GRN	1.06	96	L845751	12-007	Core		☐	☐	☐
103.30	105.40	2.10	GRN	2.07	99	L845752	12-007	Core		☐	☐	☐
105.40	107.00	1.60	GRN	1.60	100	L845753	12-008	Core		☐	☐	☐
107.00	107.80	0.80	GRN	0.80	100	L845754	12-008	Core		☐	☐	☐
107.80	108.30	0.50	GRN	0.50	100	L845755	12-008	Core		☐	☐	☐
108.30	108.80	0.50	GRN	0.50	100	L845757	12-008	Core		☐	☐	☐
108.80	111.00	2.20	GRN	2.20	100	L845758	12-008	Core		☐	☐	☐
111.00	114.00	3.00	GRN	3.00	100	L845759	12-008	Core		☐	☐	☐
114.00	117.00	3.00	GRN	3.00	100	L845760	12-008	Core		☐	☐	☐
117.00	119.20	2.20	GRN	2.20	100	L845761	12-008	Core		☐	☐	☐

From (m)	To (m)	Interval (m)	Rock Type	Recovery (m)	Recovery %	Sample Number	BatchName	Batch Class	Standard	Blank	1/4 Dup	Coarse Dup
117.00	119.20	2.20	GRN	2.20	100	L845762	12-008	Core		☐	☑	☐

From (m)	To (m)	Interval (m)	Recovery (m)	Recovery %	RQD	RQD %	Reactivity	Hardness	Weathering	Comments
0.00	6.64	6.64	0	0	0.00	0	--	--	--	casing, no recovery
6.64	8.23	1.59	1.59	100	0.76	48	0R	4H	2W	
8.23	11.28	3.05	3.05	100	2.05	67	0R	4H	2W	
11.28	14.33	3.05	3.05	100	1.58	52	0R	4H	2W	
14.33	17.37	3.04	3.04	100	1.00	33	0R	4H	3W	
17.37	20.42	3.05	3.05	100	1.28	42	0R	4H	3W	
20.42	23.47	3.05	2.72	89	1.25	41	0R	4H	3W	
23.47	26.52	3.05	3	98	1.92	63	0R	4H	3W	
26.52	29.57	3.05	3.05	100	1.49	49	0R	4H	3W	
29.57	32.61	3.04	3	99	1.80	59	0R	4H	3W	
32.61	35.66	3.05	2.96	97	1.55	51	0R	3H	4W	
35.66	38.71	3.05	3.05	100	1.00	33	0R	2H	5W	
38.71	41.76	3.05	3.05	100	2.60	85	0R	3H	3W	
41.76	44.81	3.05	3.05	100	1.97	65	0R	4H	2W	
44.81	47.85	3.04	3.04	100	1.92	63	0R	4H	2W	
47.85	50.90	3.05	3.05	100	2.04	67	0R	4H	1W	
50.90	53.95	3.05	3.05	100	2.73	90	0R	4H	1W	
53.95	57.00	3.05	3.05	100	2.50	82	0R	4H	2W	
57.00	60.05	3.05	3.05	100	2.42	79	0R	4H	1W	
60.05	63.10	3.05	3.05	100	1.78	58	0R	4H	2W	
63.10	66.14	3.04	3.04	100	2.72	89	0R	4H	2W	
66.14	69.19	3.05	3.05	100	2.68	88	0R	4H	2W	
69.19	72.24	3.05	3.05	100	1.52	50	0R	4H	1W	
72.24	75.29	3.05	3.05	100	2.31	76	0R	4H	1W	
75.29	78.33	3.04	3.04	100	2.86	94	0R	4H	1W	
78.33	81.38	3.05	3.05	100	2.71	89	0R	4H	1W	
81.38	84.43	3.05	3.05	100	2.62	86	0R	4H	1W	
84.43	87.48	3.05	3.05	100	2.45	80	0R	4H	1W	
87.48	90.53	3.05	3.05	100	2.47	81	0R	4H	1W	

From (m)	To (m)	Interval (m)	Recovery (m)	Recovery %	RQD	RQD %	Reactivity	Hardness	Weathering	Comments
90.53	93.57	3.04	3.04	100	2.61	86	0R	4H	1W	
93.57	96.62	3.05	3.05	100	2.51	82	0R	4H	2W	
96.62	99.67	3.05	3.05	100	1.63	53	0R	4H	2W	
99.67	102.72	3.05	3.05	100	2.04	67	0R	3H	3W	
102.72	105.77	3.05	3	98	2.10	69	0R	2H	2W	
105.77	108.81	3.04	3.04	100	1.35	44	0R	2H	4W	
108.81	111.86	3.05	3.05	100	2.79	91	0R	4H	1W	
111.86	114.91	3.05	3.05	100	2.76	90	0R	4H	1W	
114.91	117.96	3.05	3.05	100	2.80	92	0R	4H	1W	
117.96	121.01	3.05	3.05	100	2.53	83	0R	4H	1W	
121.01	124.05	3.04	3.04	100	2.74	90	0R	4H	1W	
124.05	127.10	3.05	3.05	100	2.44	80	0R	4H	2W	
127.10	130.15	3.05	3.05	100	2.50	82	0R	4H	2W	
130.15	133.20	3.05	3.05	100	3.05	100	0R	4H	1W	
133.20	136.25	3.05	3.05	100	2.44	80	0R	4H	1W	
136.25	139.30	3.05	3.05	100	2.08	68	0R	4H	1W	
139.30	142.34	3.04	3.04	100	2.74	90	0R	4H	1W	
142.34	145.39	3.05	3.05	100	2.84	93	0R	4H	1W	EOH

Depth (m)	Magnetic Susceptibility	Rock Type	Comments
0	0	CAS	casing
1	0	CAS	Casing
2	0	CAS	Casing
3	0	CAS	Casing
4	0	CAS	Casing
5	0	CAS	Casing
6	0	CAS	Casing
7	0.03	GRN	
8	0	GRN	Broken
9	0.11	GRN	
10	0.14	GRN	
11	0.11	GRN	
12	0	GRN	Broken
13	0.18	GRN	
14	0.13	GRN	
15	0	GRN	Broken
16	0.25	GRN	
17	0.11	GRN	
18	0.14	GRN	
19	0	GRN	Broken
20	0	GRN	Broken
21	0.13	GRN	
22	0.3	GRN	
23	0.11	GRN	
24	0.15	GRN	
25	0.16	GRN	
26	0.12	GRN	
27	0.2	GRN	
28	0	GRN	Broken

Depth (m)	Magnetic Susceptibility	Unit	Comments
29	0.22	GRN	
30	0	GRN	Broken
31	0	GRN	Broken
32	0.2	GRN	
33	0.19	GRN	
34	0	GRN	Broken
35	0.03	GRN	
36	0	GRN	Broken
37	0	GRN	Rubble
38	0.19	GRN	
39	0.15	GRN	
40	0.11	GRN	
41	0.12	GRN	
42	0.17	GRN	
43	0.12	GRN	
44	0	GRN	Broken
45	0.19	GRN	
46	0.15	GRN	
47	0	GRN	Broken
48	0.21	GRN	
49	0.12	GRN	
50	0.11	GRN	
51	0.16	GRN	
52	0.11	GRN	
53	0.17	GRN	
54	0.12	GRN	
55	0.38	GRN	
56	0.17	GRN	
57	0.13	GRN	

Depth (m)	Magnetic Susceptibility	Rock Type	Comments
58	0.3	GRN	
59	0	GRN	Broken
60	0.13	GRN	
61	0.15	GRN	
62	0.14	GRN	
63	0.11	GRN	
64	0.12	GRN	
65	0.12	GRN	
66	0.12	GRN	
67	0.17	GRN	
68	0.12	GRN	
69	0.11	GRN	
70	0.11	GRN	
71	0.16	GRN	
72	0.27	GRN	
73	0.18	GRN	
74	0.21	GRN	
75	0.13	GRN	
76	0.12	GRN	
77	0.11	GRN	
78	0.15	GRN	
79	0.12	GRN	
80	0.14	GRN	
81	0.13	GRN	
82	0.17	GRN	
83	0.1	GRN	
84	0.16	GRN	
85	0.28	GRN	
86	0.07	GRN	
87	0.12	GRN	
88	0.08	GRN	

Depth (m)	Magnetic Susceptibility	Unit	Comments
89	0.07	GRN	
90	0.19	GRN	
91	0.13	GRN	
92	0.12	GRN	
93	0.11	GRN	
94	0.15	GRN	
95	0.12	GRN	
96	0.19	GRN	
97	0.14	GRN	
98	0.13	GRN	
99	0	GRN	Broken
100	0.1	GRN	
101	0.36	GRN	
102	0	GRN	Broken
103	0.11	GRN	
104	0.39	GRN	
105	0.3	GRN	
106	0.18	GRN	
107	0	GRN	Broken
108	0	GRN	Broken
109	0.15	GRN	
110	0.13	GRN	
111	0.13	GRN	
112	0.1	GRN	
113	0.18	GRN	
114	0.12	GRN	
115	0.14	GRN	
116	0.14	GRN	
117	0.11	GRN	
118	0	GRN	Broken
119	0.15	GRN	

Depth (m)	Magnetic Susceptibility	Rock Type	Comments
120	0.32	GRN	
121	0.14	GRN	
122	0.17	GRN	
123	10	GRN	
124	0.12	GRN	
125	0.13	GRN	
126	0	GRN	Broken
127	0.12	GRN	
128	0.18	GRN	
129	0.12	GRN	
130	0.13	GRN	
131	0.14	GRN	
132	0.12	GRN	
133	0.13	GRN	
134	0.2	GRN	
135	0.13	GRN	
136	0	GRN	Broken
137	0.14	GRN	
138	0.13	GRN	
139	0.14	GRN	
140	0.13	GRN	
141	0.2	GRN	
142	0.14	GRN	
143	0.13	GRN	
144	0.15	GRN	EOH

Depth (m)	Magnetic Susceptibility	Unit	Comments

Hole Name

Hole Name	From (m)	Length (m)	Core Size	Rock Type	Weight in Air (g)	Weight in Water (g)	Density (g/cm3)	Specific Gravity	Comments
HAM-12-008									
	30	14.8	NQ	GRN	752.3	461.8	2.5	2.6	Granite with trace oxidization.
	60	15.4	NQ	GRN	830.7	463.2	2.6	2.3	Granite.
	118	15.6	NQ	GRN	793.3	476.9	2.5	2.5	Granite with scattered hairline YT.
	142	15.5	NQ	GRN	785.2	478.8	2.5	2.6	Fresh granite.

Keg - Silver Range

Archer, Cathro & Associates (1981) Limited

Grid East	Grid North	Easting	Northing	Elevation	Depth (m)
09+910 NE	09+720 NW	595506	6918128	1628.64	227.69

ZONE: Hammer

SECTION:

HOLE: HAM-12-009

CLAIM: YD155446

Contractor: Platinum

Drill: 1

Core Size: NQ

Casing Depth: 2.49m, Out

Drilling Dates: Jun 28 - Jul 01, 2012

Geology Logged By: R. Avram

SURVEY			
Depth (m)	Azimuth	Dip	Method
0	80	-45	Compass
224.63	79	-47.1	Ranger

TARGET:

SUMMARY			
From (m)	To (m)	Interval (m)	Rock Type
0	2.49	2.49	CAS
2.49	21.9	19.41	GRN
21.9	24.87	2.97	GRN
24.87	41.3	16.43	GRN
41.3	45.5	4.2	GRN
45.5	56.3	10.8	GRN
56.3	59.3	3	GRN
59.3	67.2	7.9	GRN
67.2	98.2	31	GRN
98.2	103.5	5.3	GRN
103.5	114	10.5	GRN
114	126	12	GRN
126	130.5	4.5	GRN
130.5	178.3	47.8	GRN
178.3	183.5	5.2	GRN
183.5	227.69	44.19	GRN

SAMPLES	
Numbers:	L845763 to L845838
Total:	83
Batch:	008, 009, 010
Certificates:	WH12153602, WH12154940, WH12157317, WH12173671

COMMENTS

Mineralisation, if not otherwise specified, occurs as a black powder which is probably a mix of very fine grained sulphides, sulphosalts and oxides.

Box Log

HAM-12-009

Silver Range
Hammer Zone

Archer,Cathro & Associates (1981) Limited

Box Number	From (m)	To (m)
1	2.49	7.98
2	7.98	13.54
3	13.54	19.11
4	19.11	24.52
5	24.52	30.04
6	30.04	35.72
7	35.72	41.33
8	41.33	46.89
9	46.89	52.47
10	52.47	58.08
11	58.08	63.63
12	63.63	69.04
13	69.04	74.47
14	74.47	80.09
15	80.09	85.53
16	85.53	91.07
17	91.07	96.86
18	96.86	102.3
19	102.3	107.75
20	107.75	113.3
21	113.3	118.81
22	118.81	124.25
23	124.25	129.86
24	129.86	135.44
25	135.44	141.05
26	141.05	146.8
27	146.8	152.43
28	152.43	157.77
29	157.77	163.22
30	163.22	168.59
31	168.59	174.1
32	174.1	179.7
33	179.7	185.01
34	185.01	190.62
35	190.62	196.36
36	196.36	202.02
37	202.02	207.88
38	207.88	213.46
39	213.46	219.18
40	219.18	225.15
41	225.15	227.69

Box Number	From (m)	To (m)

From (m)	To (m)	Interval (m)	Rock Type	Grain Size	Description	Shade	Colour	Texture	Alteration	Intensity	Mineral	Conc.
0.00	2.49	2.49	CAS	--	Casing.							
						--	--	---	---	--	--	0
2.49	21.90	19.41	GRN	MG	Fresh granite with one fracture per metre at 30-45° TCA with moderate oxidation and black oxides on fracture surfaces.							
						MD	GY	PH	OXI	1I	Un	1
21.90	22.23	0.33	GRN	MG	Granite with alternating 40-70cm sections of strong reddish oxidation and whitish bleaching as well as weak black mineralisation. Mineralisation occurs as interstitial black powder and on the faces of 1mm to 1cm thick fractures within the interval.							
						LT	OR	PH	OXI	4I	--	0
									BLE	4I		
22.23	22.24	0.01	VEN	--	1 mm fracture with black sulphide.							
						--	BK	VT	OXI	5I	Un	20
22.24	22.50	0.26	GRN	MG	Granite with alternating 40-70cm sections of strong reddish oxidation and whitish bleaching as well as weak black mineralisation. Mineralisation occurs as interstitial black powder and on the faces of 1mm to 1cm thick fractures within the interval.							
						LT	OR	PH	OXI	4I	--	0
									BLE	4I		
22.50	22.51	0.01	VEN	--	2 mm fracture with black mineralization and 1 cm envelope of intense oxide alteration							
						MD	OR					
						--	BK	VT	OXI	5I	Un	60
22.51	24.87	2.36	GRN	MG	Granite with alternating 40-70cm sections of strong reddish oxidation and whitish bleaching as well as weak black mineralisation. Mineralisation occurs as interstitial black powder and on the faces of 1mm to 1cm thick fractures within the interval.							
						LT	OR	PH	OXI	4I	--	0
									BLE	4I		
24.87	41.30	16.43	GRN	MG	Fresh granite with one fracture per metre at 30-45° TCA with moderate oxidation and black oxides on fracture surfaces.							

From (m)	To (m)	Interval (m)	Rock Type	Grain Size	Description	Shade	Colour	Texture	Alteration	Intensity	Mineral	Conc.
						MD	GY	PH	OXI	1I	Un	0.1
41.30	45.50	4.20	GRN	MG	Strongly oxidized granite with 45° TCA fractures less than 2mm thick.							
						LT	RD	PH	OXI	4I	--	0
						LT	WH		BLE	3I		
45.50	56.30	10.80	GRN	MG	Locally weakly oxidized granite with fractures at 50° TCA and crosscutting fractures at 30° TCA.							
						MD	GY	PH	OXI	2I	--	0
						LT	GY					
56.30	57.42	1.12	GRN	MG	Strongly oxidized and bleached granite with trace silicification as well as laminated quartz veinlets 2-5cm thick and black interstitial and disseminated mineralisation.							
						LT	RD	PH	OXI	4I	Un	2
						LT	WH		BLE	4I	Un	1
									SIL	1I		
57.42	57.82	0.40	GRN	MG	Intensely bleached, fairly oxidized granite with intense black mineralisation a 2 quartz veinlets.							
						LT	WH	PH	BLE	5I	Un	30
						LT	RD		OXI	2I		
57.82	58.00	0.18	GRN	MG	Strongly oxidized and bleached granite with trace silicification as well as laminated quartz veinlets 2-5cm thick and black interstitial and disseminated mineralisation.							
						LT	WH	PH	OXI	4I	Un	4
						LT	RD		BLE	4I	Un	1
									SIL	1I		
58.00	59.30	1.30	GRN	MG	Moderately oxidized, intensely bleached interval with three 45° TCA black mineralised veinlets with oxidation envelopes.							
						LT	WH	PH	OXI	3I	Un	20
						LT	RD	EN	BLE	5I		
59.30	67.20	7.90	GRN	MG	Weakly argillic granite with 7 <2mm thick gougy white fractures.							
						MD	GY	PH	ARG	2I	--	0
67.20	68.00	0.80	GRN	MG	Fairly oxidized, strongly bleached.							

From (m)	To (m)	Interval (m)	Rock Type	Grain Size	Description	Shade	Colour	Texture	Alteration	Intensity	Mineral	Conc.
						LT	GY	PH	OXI	2I	--	0
						LT	RD		BLE	4I		
68.00	68.60	0.60	GRN	MG	Interval with four <2cm thick oxidized black mineralised quartz veinlets with some pink carbonate (rhodochrosite). Quartz is irregularly laminated and fractured at 40-60° TCA.							
						LT	WH	PH	OXI	4I	Un	5
						LT	RD		SIL	2I		
									BLE	4I		
68.60	74.70	6.10	GRN	MG	Moderately bleached and oxidized, weakly argillic granite with trace interstitial black mineralisation.							
						LT	RD	PH	OXI	3I	Un	1
						LT	GY		BLE	3I		
						LT	WH		ARG	2I		
74.70	75.00	0.30	GRN	MG	Strongly oxidized, fairly silicified granite with 5cm thick earthy black mineralised fractures with red oxidized envelopes.							
						DK	BK	PH	OXI	4I	Un	40
						DK	RD		SIL	2I		
75.00	80.46	5.46	GRN	MG	Moderately bleached and oxidized, weakly argillic granite with trace interstitial black mineralisation.							
						LT	RD	PH	BLE	3I	Un	1
						LT	WH		ARG	2I		
						LT	GY		OXI	3I		
80.46	80.70	0.24	GRN	MG	Silicified section with a 1cm thick barren quartz vein with a 20cm oxidized envelope containing black interstitial mineralisation.							
						LT	GY	PH	OXI	4I	Un	20
						LT	RD		SIL	2I		
80.70	86.40	5.70	GRN	MG	Moderately bleached and oxidized, weakly argillic granite with trace interstitial black mineralisation.							
						LT	GY	PH	OXI	3I	Un	1
						LT	RD		BLE	3I		
						LT	WH		ARG	2I		
86.40	86.80	0.40	GRN	MG	15cm of semi massive black mineralisation intercalated with laminated quartz and weak pink carbonate (Rhodocrosite). Strongly oxidized.							

From (m)	To (m)	Interval (m)	Rock Type	Grain Size	Description	Shade	Colour	Texture	Alteration	Intensity	Mineral	Conc.
						LT	GY	LA	SIL	1I		
						LT	PK					
						DK	BK	PH	OXI	4I	Un	60
86.80	91.15	4.35	GRN	MG	Strongly bleached, moderately argillic granite with weak black mineralisation occurring in veinlets and disseminated throughout.							
						LT	GY	PH	BLE	4I	Un	2
									ARG	3I		
91.15	96.00	4.85	GRN	MG	Strongly bleached and argillite altered roken sandy granite and gouge with sections of intense black mineralisation and moderate oxidation.							
						LT	GY	PH	BLE	4I	Un	5
									OXI	3I		
									ARG	4I		
96.00	98.20	2.20	GRN	MG	Moderately bleached and oxidized, weakly argillic granite with trace interstitial black mineralisation.							
						LT	RD	PH	OXI	3I	Un	1
						LT	GY		BLE	3I		
						LT	WH		ARG	2I		
98.20	103.50	5.30	GRN	MG	Broken up granite with black oxides on fracture surfaces.							
						MD	GY	PH	ARG	3I	Ox	2
103.50	114.00	10.50	GRN	MG	Mostly fresh granite with trace oxidation occuring on <1mm fractures at 45° TCA. Some of these fractures also demonstrate trace black oxides.							
						MD	GY	PH	OXI	1I	Ox	0.1
114.00	121.60	7.60	GRN	MG	Alternating strongly oxidized and strongly bleached and argillic, gougy intervals. Manganese oxides and other minerals form a compact black powdery semi-massive agrregate in up to 20cm sections or occur as black hairline-3mm thick veinlets scattered throughout the granite matrix.							
						MD	GY					
						LT	GY	PH	OXI	4I	Un	10
						LT	WH		ARG	4I		
						LT	RD		BLE	4I		
121.60	126.00	4.40	GRN	MG	Stronly argillic and oxidized interval with weak black mineralisation as in general description.							

From (m)	To (m)	Interval (m)	Rock Type	Grain Size	Description	Shade	Colour	Texture	Alteration	Intensity	Mineral	Conc.
						LT	GY	PH	OXI	4I	Un	3
						LT	RD		ARG	4I		
									BLE	2I		
126.00	130.50	4.50	GRN	MG	Fairly oxidized, weakly argillic granite with trace black mineralisation occuring on fracture surfaces.							
						LT	RD	PH	OXI	2I	Un	0.2
						LT	GY		ARG	2I		
130.50	176.00	45.50	GRN	MG	Granite with trace oxidized fractures at 45° TCA and trace argillic alteration present as occasional 1mm thick clayed sections.							
						MD	GY	PH	OXI	1I	--	0
									ARG	1I		
176.00	178.30	2.30	GRN	MG	As general except with trace hairline dark grey veinlets.							
						MD	GY	PH	OXI	1I	Un	1
									ARG	1I		
178.30	179.10	0.80	GRN	MG	Moderately oxidized section with trace black mineralisation and a quartz and pink carbonate veinlet at the lower contact.							
						MD	RD	PH	OXI	3I	Un	1
						MD	GY		SIL	1I		
						LT	PK					
179.10	180.10	1.00	GRN	MG	Fairly bleached granite without oxidation or black mineralisation.							
						MD	GY	PH	BLE	2I	--	0
						LT	GY					
180.10	183.50	3.40	GRN	MG	Moderately silicified, argillic and bleached, strongly oxidized granite with <60cm long replacement sections and quartz and pink carbonate (rhodocrosite) veining. Black mineralisation present as mineralised powder on fracture surfaces and semi-massive aggregates up to 5cm thick.							
						MD	RD	PH	OXI	4I	Un	15
						DK	GY		BLE	3I		
									ARG	3I		
									SIL	3I		

From (m)	To (m)	Interval (m)	Rock Type	Grain Size	Description	Shade	Colour	Texture	Alteration	Intensity	Mineral	Conc.
183.50	227.69	44.19	GRN	MG	Medium grey granite with 45° TCA argillic fractures.							
						MD	GY	PH	ARG	1I	--	0

HAM-12-009

From (m)	To (m)	Interval (m)	Rock Type	Recovery (m)	Recovery %	Sample Number	BatchName	Batch Class	Standard	Blank	1/4 Dup	Coarse Dup
0.00	0.00	0.00	-QC-	0.00	0	L845774	12-008	Core	ME8	☐	☐	☐
0.00	0.00	0.00	-QC-	0.00	0	L845784	12-008	Core	PL1	☐	☐	☐
0.00	0.00	0.00	-QC-	0.00	0	L845794	12-009	Core	PL1	☐	☐	☐
0.00	0.00	0.00	-QC-	0.00	0	L845797	12-009	Core		☑	☐	☐
0.00	0.00	0.00	-QC-	0.00	0	L845809	12-009	Core	ME8	☐	☐	☐
0.00	0.00	0.00	-QC-	0.00	0	L845822	12-009	Core		☑	☐	☐
0.00	0.00	0.00	-QC-	0.00	0	L845833	12-010	Core		☑	☐	☐
0.00	0.00	0.00	-QC-	0.00	0	L845768	12-008	Core		☑	☐	☐
21.00	22.10	1.10	GRN	1.10	100	L845763	12-008	Core		☐	☐	☐
22.10	22.90	0.80	GRN	0.75	94	L845764	12-008	Core		☐	☐	☐
22.90	24.10	1.20	GRN	1.10	92	L845765	12-008	Core		☐	☐	☐
24.10	24.60	0.50	GRN	0.45	90	L845766	12-008	Core		☐	☐	☐
24.60	25.80	1.20	GRN	1.15	96	L845767	12-008	Core		☐	☐	☐
40.00	41.30	1.30	GRN	1.25	96	L845769	12-008	Core		☐	☐	☐
41.30	43.00	1.70	GRN, GRN	1.70	100	L845770	12-008	Core		☐	☐	☐
43.00	44.30	1.30	GRN	1.28	98	L845771	12-008	Core		☐	☐	☐
44.30	45.50	1.20	GRN	1.18	98	L845772	12-008	Core		☐	☐	☐
45.50	46.90	1.40	GRN, GRN	1.39	99	L845773	12-008	Core		☐	☐	☐
54.00	56.30	2.30	GRN	2.30	100	L845775	12-008	Core		☐	☐	☐
56.30	56.80	0.50	GRN, GRN	0.50	100	L845776	12-008	Core		☐	☐	☐
56.80	57.40	0.60	GRN	0.60	100	L845777	12-008	Core		☐	☐	☐
57.40	58.00	0.60	GRN	0.60	100	L845778	12-008	Core		☐	☐	☐
57.40	58.00	0.60	GRN	0.60	100	L845779	12-008	Core		☐	☐	☑
58.00	59.30	1.30	GRN	1.30	100	L845780	12-008	Core		☐	☐	☐
66.20	67.80	1.60	GRN	1.60	100	L845781	12-008	Core		☐	☐	☐
67.80	68.60	0.80	GRN	0.80	100	L845782	12-008	Core		☐	☐	☐

From (m)	To (m)	Interval (m)	Rock Type	Recovery (m)	Recovery %	Sample Number	BatchName	Batch Class	Standard	Blank	1/4 Dup	Coarse Dup
68.60	70.30	1.70	GRN	1.70	100	L845783	12-008	Core		☐	☐	☐
70.30	73.00	2.70	GRN	2.70	100	L845785	12-008	Core		☐	☐	☐
73.00	74.47	1.47	GRN	1.47	100	L845786	12-008	Core		☐	☐	☐
74.47	75.20	0.73	GRN	0.73	100	L845787	12-008	Core		☐	☐	☐
75.20	77.00	1.80	GRN	1.76	98	L845788	12-008	Core		☐	☐	☐
77.00	78.00	1.00	GRN	0.98	98	L845789	12-009	Core		☐	☐	☐
78.00	80.25	2.25	GRN	2.25	100	L845790	12-009	Core		☐	☐	☐
80.25	81.30	1.05	GRN	1.05	100	L845791	12-009	Core		☐	☐	☐
81.30	83.00	1.70	GRN	1.70	100	L845792	12-009	Core		☐	☐	☐
83.00	84.40	1.40	GRN	1.40	100	L845793	12-009	Core		☐	☐	☐
84.40	86.20	1.80	GRN	1.80	100	L845795	12-009	Core		☐	☐	☐
86.20	86.90	0.70	GRN	0.70	100	L845796	12-009	Core		☐	☐	☐
86.90	89.40	2.50	GRN	2.50	100	L845798	12-009	Core		☐	☐	☐
89.40	91.07	1.67	GRN	1.59	95	L845799	12-009	Core		☐	☐	☐
91.07	93.57	2.50	GRN	2.36	94	L845800	12-009	Core		☐	☐	☐
93.57	96.00	2.43	GRN	2.14	88	L845801	12-009	Core		☐	☐	☐
96.00	96.86	0.86	GRN	0.74	86	L845802	12-009	Core		☐	☐	☐
96.00	96.86	0.86	GRN	0.74	86	L845803	12-009	Core		☐	☐	☑
96.86	98.20	1.34	GRN	1.26	94	L845804	12-009	Core		☐	☐	☐
98.20	101.00	2.80	GRN, GRN	2.74	98	L845805	12-009	Core		☐	☐	☐
101.00	103.50	2.50	GRN	2.44	98	L845806	12-009	Core		☐	☐	☐
113.30	114.00	0.70	GRN	0.70	100	L845807	12-009	Core		☐	☐	☐
114.00	115.10	1.10	GRN, GRN	1.08	98	L845808	12-009	Core		☐	☐	☐
115.10	116.60	1.50	GRN	1.48	99	L845810	12-009	Core		☐	☐	☐
116.60	117.50	0.90	GRN	0.89	99	L845811	12-009	Core		☐	☐	☐
117.50	118.00	0.50	GRN	0.50	100	L845812	12-009	Core		☐	☐	☐
118.00	119.70	1.70	GRN	1.70	100	L845813	12-009	Core		☐	☐	☐
118.00	119.70	1.70	GRN	1.70	100	L845814	12-009	Core		☐	☑	☐

From (m)	To (m)	Interval (m)	Rock Type	Recovery (m)	Recovery %	Sample Number	BatchName	Batch Class	Standard	Blank	1/4 Dup	Coarse Dup
119.70	120.20	0.50	GRN	0.50	100	L845815	12-009	Core		☐	☐	☐
120.20	121.00	0.80	GRN	0.80	100	L845816	12-009	Core		☐	☐	☐
121.00	121.60	0.60	GRN	0.60	100	L845817	12-009	Core		☐	☐	☐
121.60	122.50	0.90	GRN	0.90	100	L845818	12-009	Core		☐	☐	☐
122.50	123.20	0.70	GRN	0.70	100	L845819	12-009	Core		☐	☐	☐
123.20	124.70	1.50	GRN	1.48	99	L845820	12-009	Core		☐	☐	☐
124.70	125.60	0.90	GRN	0.86	96	L845821	12-009	Core		☐	☐	☐
125.60	127.10	1.50	GRN	1.46	97	L845823	12-009	Core		☐	☐	☐
127.10	130.10	3.00	GRN	2.73	91	L845824	12-009	Core		☐	☐	☐
130.10	133.10	3.00	GRN	2.94	98	L845825	12-010	Core		☐	☐	☐
133.10	133.60	0.50	GRN	0.50	100	L845826	12-010	Core		☐	☐	☐
133.60	136.60	3.00	GRN	3.00	100	L845827	12-010	Core		☐	☐	☐
136.60	139.20	2.60	GRN	2.60	100	L845828	12-010	Core		☐	☐	☐
136.60	139.20	2.60	GRN	2.60	100	L845829	12-010	Core		☐	☑	☐
139.20	141.05	1.85	GRN	1.85	100	L845830	12-010	Core		☐	☐	☐
176.00	178.30	2.30	GRN	2.23	97	L845831	12-010	Core		☐	☐	☐
178.30	179.00	0.70	GRN, GRN	0.70	100	L845832	12-010	Core		☐	☐	☐
179.00	180.00	1.00	GRN	0.87	87	L845834	12-010	Core		☐	☐	☐
180.00	180.50	0.50	GRN	0.50	100	L845835	12-010	Core		☐	☐	☐
180.50	181.50	1.00	GRN	0.73	73	L845836	12-010	Core		☐	☐	☐
181.50	183.50	2.00	GRN	2.00	100	L845837	12-010	Core		☐	☐	☐
183.50	185.00	1.50	GRN, GRN	1.50	100	L845838	12-010	Core		☐	☐	☐

From (m)	To (m)	Interval (m)	Recovery (m)	Recovery %	RQD	RQD %	Reactivity	Hardness	Weathering	Comments
0.00	2.49	2.49	0	0	0.00	0	--	--	--	casing
2.49	5.18	2.69	2.69	100	1.33	49	0R	4H	2W	
5.18	8.23	3.05	3.05	100	1.88	62	0R	4H	2W	
8.23	11.28	3.05	3.05	100	2.64	87	0R	4H	2W	
11.28	14.33	3.05	3.05	100	1.85	61	0R	4H	2W	
14.33	17.37	3.04	3.04	100	2.07	68	0R	4H	2W	
17.37	20.42	3.05	3.05	100	2.50	82	0R	4H	2W	
20.42	23.47	3.05	3.05	100	1.79	59	0R	3H	3W	
23.47	26.52	3.05	3.05	100	1.32	43	0R	3H	3W	
26.52	29.57	3.05	3.05	100	2.48	81	0R	4H	1W	
29.57	32.61	3.04	3.04	100	2.35	77	0R	4H	1W	
32.61	35.66	3.05	3.05	100	2.72	89	0R	4H	1W	
35.66	38.70	3.04	3.04	100	2.46	81	0R	4H	1W	
38.70	41.75	3.05	3.05	100	2.58	85	0R	4H	2W	
41.75	44.80	3.05	3.05	100	1.04	34	0R	4H	4W	
44.80	47.85	3.05	2.96	97	2.37	78	0R	3H	3W	
47.85	50.90	3.05	3.05	100	2.13	70	0R	4H	2W	
50.90	53.95	3.05	3.05	100	2.21	72	0R	4H	2W	
53.95	57.00	3.05	3.05	100	2.08	68	0R	4H	3W	
57.00	60.05	3.05	3.05	100	2.11	69	0R	4H	3W	
60.05	63.09	3.04	2.96	97	1.60	53	0R	3H	3W	
63.09	66.14	3.05	3.05	100	1.26	41	0R	3H	3W	
66.14	69.19	3.05	3.05	100	1.73	57	0R	2H	3W	
69.19	72.24	3.05	3.05	100	1.49	49	0R	3H	3W	
72.24	75.29	3.05	3.05	100	1.22	40	0R	2H	3W	
75.29	78.33	3.04	2.95	97	1.95	64	0R	3H	2W	
78.33	81.38	3.05	3.05	100	1.45	48	0R	3H	3W	
81.38	84.43	3.05	3.05	100	1.41	46	0R	3H	3W	
84.43	87.48	3.05	3.05	100	1.18	39	0R	3H	3W	

From (m)	To (m)	Interval (m)	Recovery (m)	Recovery %	RQD	RQD %	Reactivity	Hardness	Weathering	Comments
87.48	90.53	3.05	3.05	100	1.22	40	0R	2H	3W	
90.53	93.57	3.04	2.81	92	0.69	23	0R	1H	4W	
93.57	96.62	3.05	2.23	73	0.00	0	0R	1H	4W	
96.62	99.67	3.05	2.85	93	0.35	11	0R	3H	3W	
99.67	102.72	3.05	2.93	96	0.45	15	0R	3H	3W	
102.72	105.77	3.05	3.05	100	1.11	36	0R	4H	2W	
105.77	108.81	3.04	3.04	100	2.32	76	0R	4H	2W	
108.81	111.86	3.05	3.05	100	2.01	66	0R	4H	2W	
111.86	114.91	3.05	3.05	100	1.74	57	0R	4H	3W	
114.91	117.96	3.05	3	98	1.11	36	0R	4H	3W	
117.96	121.01	3.05	3.05	100	1.75	57	0R	3H	3W	
121.01	124.05	3.04	3.04	100	0.35	12	0R	2H	4W	
124.05	127.10	3.05	2.99	98	0.68	22	0R	2H	3W	
127.10	130.15	3.05	2.8	92	0.28	9	0R	3H	4W	
130.15	133.20	3.05	3	98	1.98	65	0R	4H	3W	
133.20	136.25	3.05	3.05	100	1.54	50	0R	4H	3W	
136.25	139.29	3.04	3.04	100	1.47	48	0R	4H	2W	
139.29	142.34	3.05	3.05	100	1.43	47	0R	4H	1W	
142.34	145.39	3.05	3.05	100	1.51	50	0R	4H	1W	
145.39	148.44	3.05	3.05	100	2.31	76	0R	4H	1W	
148.44	151.49	3.05	3.05	100	2.13	70	0R	4H	1W	
151.49	154.53	3.04	3.04	100	1.48	49	0R	4H	1W	
154.53	157.58	3.05	3.05	100	2.22	73	0R	4H	1W	
157.58	160.63	3.05	2.95	97	1.19	39	0R	4H	1W	
160.63	163.68	3.05	3.05	100	0.58	19	0R	3H	2W	
163.68	166.73	3.05	3.05	100	2.06	68	0R	4H	1W	
166.73	169.77	3.04	3.04	100	1.82	60	0R	4H	2W	
169.77	172.82	3.05	3.05	100	1.89	62	0R	4H	1W	
172.82	175.87	3.05	3.05	100	1.55	51	0R	4H	1W	
175.87	178.92	3.05	3.05	100	2.17	71	0R	4H	3W	
178.92	181.97	3.05	2.88	94	1.13	37	0R	4H	3W	

From (m)	To (m)	Interval (m)	Recovery (m)	Recovery %	RQD	RQD %	Reactivity	Hardness	Weathering	Comments
181.97	185.01	3.04	3.04	100	1.42	47	0R	4H	2W	
185.01	188.06	3.05	3.05	100	1.78	58	0R	3H	3W	
188.06	191.11	3.05	3.05	100	1.69	55	0R	4H	2W	
191.11	194.16	3.05	3.05	100	1.89	62	0R	4H	2W	
194.16	197.21	3.05	3.05	100	2.20	72	0R	4H	2W	
197.21	200.25	3.04	3.04	100	1.88	62	0R	4H	2W	
200.25	203.30	3.05	3.05	100	2.42	79	0R	4H	1W	
203.30	206.35	3.05	3.05	100	2.32	76	0R	4H	1W	
206.35	209.40	3.05	3.05	100	1.37	45	0R	4H	1W	
209.40	212.45	3.05	3.05	100	2.00	66	0R	4H	1W	
212.45	215.49	3.04	3.04	100	2.21	73	0R	4H	1W	
215.49	218.54	3.05	3.05	100	2.36	77	0R	4H	1W	
218.54	221.59	3.05	3.05	100	2.64	87	0R	4H	1W	
221.59	224.64	3.05	3.05	100	1.45	48	0R	4H	2W	
224.64	227.69	3.05	1.8	59	1.03	34	0R	4H	2W	EOH

Depth (m)	Magnetic Susceptibility	Rock Type	Comments
0	0	CAS	casing
1	0	CAS	casing
2	0	CAS	casing
3	0.22	GRN	
4	0.1	GRN	
5	0	GRN	broken
6	0.04	GRN	
7	0.1	GRN	
8	0	GRN	broken
9	0.14	GRN	
10	0.02	GRN	
11	0.03	GRN	
12	0.17	GRN	
13	0.16	GRN	
14	0.15	GRN	
15	0.14	GRN	
16	0.12	GRN	
17	0	GRN	broken
18	0.17	GRN	
19	0.14	GRN	
20	0.12	GRN	
21	0.13	GRN	
22	0.11	GRN	
23	0.04	GRN	
24	0	GRN	broken
25	0.21	GRN	
26	0.11	GRN	
27	0.17	GRN	
28	0.13	GRN	

Depth (m)	Magnetic Susceptibility	Unit	Comments
29	0.12	GRN	
30	0.14	GRN	
31	0	GRN	broken
32	0.13	GRN	
33	0.12	GRN	
34	0.13	GRN	
35	0.1	GRN	
36	0.02	GRN	
37	0	GRN	broken
38	0.06	GRN	
39	0.12	GRN	
40	0.16	GRN	
41	0.21	GRN	
42	0.78	GRN	
43	0.07	GRN	
44	0.04	GRN	
45	0.05	GRN	
46	0.14	GRN	
47	0.3	GRN	
48	0.12	GRN	
49	0.06	GRN	
50	0.12	GRN	
51	0.36	GRN	
52	0.52	GRN	
53	0.55	GRN	
54	1.11	GRN	
55	0.12	GRN	
56	0.21	GRN	
57	0.36	GRN	

Depth (m)	Magnetic Susceptibility	Rock Type	Comments
58	0.64	GRN	
59	0.05	GRN	
60	0.1	GRN	
61	0.98	GRN	
62	0.15	GRN	
63	0.37	GRN	
64	0.17	GRN	
65	0.91	GRN	
66	0.19	GRN	
67	0.21	GRN	
68	0.12	GRN	
69	0.42	GRN	
70	0.18	GRN	
71	0.94	GRN	
72	0.14	GRN	
73	0.24	GRN	
74	0.18	GRN	
75	0.03	GRN	
76	0.13	GRN	
77	0.05	GRN	
78	0.15	GRN	
79	0.18	GRN	
80	0.13	GRN	
81	0.04	GRN	
82	0.11	GRN	
83	0.24	GRN	
84	0.03	GRN	
85	0.12	GRN	
86	0.19	GRN	
87	0.19	GRN	
88	0.07	GRN	
89	0.13	GRN	
90	0.06	GRN	
91	0.29	GRN	
92	0.03	GRN	
93	0.03	GRN	
94	0	GRN	broken
95	0	GRN	broken
96	0	GRN	broken
97	0.13	GRN	
98	0.11	GRN	
99	0	GRN	broken
100	0.15	GRN	
101	0	GRN	broken
102	0.19	GRN	
103	0.15	GRN	
104	0.13	GRN	
105	0.49	GRN	
106	0.11	GRN	
107	0.55	GRN	
108	0.24	GRN	
109	0.4	GRN	
110	0.15	GRN	
111	0.19	GRN	
112	0.16	GRN	
113	0.16	GRN	
114	0.28	GRN	
114	0.28	GRN	
115	0.11	GRN	
116	0.62	GRN	
117	0.15	GRN	
118	0.21	GRN	

Depth (m)	Magnetic Susceptibility	Rock Type	Comments
119	0.09	GRN	
120	0.22	GRN	
121	0.39	GRN	
122	0.04	GRN	
123	0.16	GRN	
124	0.34	GRN	
125	0.14	GRN	
126	0.13	GRN	
126	0.13	GRN	
127	0.2	GRN	
128	0.13	GRN	
129	0.44	GRN	
130	0.11	GRN	
131	0.15	GRN	
132	0.4	GRN	
133	0.27	GRN	
134	0.11	GRN	
135	0.18	GRN	
136	0.25	GRN	
137	0.24	GRN	
138	0.17	GRN	
139	0.26	GRN	
140	0.34	GRN	
141	0.25	GRN	
142	0.06	GRN	
143	0.05	GRN	
144	0.38	GRN	
145	0.1	GRN	
146	0.05	GRN	
147	0.22	GRN	
148	0.25	GRN	

Depth (m)	Magnetic Susceptibility	Unit	Comments
149	0.2	GRN	
150	0.02	GRN	
151	0	GRN	broken
152	0.15	GRN	
153	0.14	GRN	
154	0.16	GRN	
155	0.04	GRN	
156	0.11	GRN	
157	0.2	GRN	
158	0.12	GRN	
159	0.2	GRN	
160	0.14	GRN	
161	0	GRN	broken
162	0	GRN	broken
163	0.16	GRN	
164	0.31	GRN	
165	0.05	GRN	
166	0.14	GRN	
167	0	GRN	broken
168	0.27	GRN	
169	0.18	GRN	
170	0.22	GRN	
171	0.18	GRN	
172	0.19	GRN	
173	0.17	GRN	
174	0.18	GRN	
175	0.18	GRN	
176	0.06	GRN	
177	0.84	GRN	
178	0.2	GRN	
179	2.35	GRN	

Depth (m)	Magnetic Susceptibility	Rock Type	Comments
180	0.18	GRN	
181	0.17	GRN	
182	0.15	GRN	
183	0.11	GRN	
184	0.67	GRN	
185	0.43	GRN	
186	0.26	GRN	
187	0.16	GRN	
188	0.24	GRN	
189	0.19	GRN	
190	0.2	GRN	
191	0.25	GRN	
192	0.17	GRN	
193	0.2	GRN	
194	0.21	GRN	
195	0.36	GRN	
196	0.83	GRN	
197	0.22	GRN	
198	0.25	GRN	
199	0.16	GRN	
200	0.15	GRN	
201	0.17	GRN	
202	0.51	GRN	
203	0.14	GRN	
204	0.19	GRN	
205	0.18	GRN	
206	0.16	GRN	
207	0.13	GRN	
208	0.73	GRN	
209	0.16	GRN	
210	0.18	GRN	

Depth (m)	Magnetic Susceptibility	Unit	Comments
211	0.16	GRN	
212	0.37	GRN	
213	0.23	GRN	
214	0.47	GRN	
215	0.28	GRN	
216	0.17	GRN	
217	0.21	GRN	
218	0.26	GRN	
219	0.36	GRN	
220	0.42	GRN	
221	0.18	GRN	
222	0.18	GRN	
223	0.15	GRN	
224	0.18	GRN	
225	0.9	GRN	
226	0.13	GRN	
227	0.3	GRN	EOH

Hole Name

Hole Name	From (m)	Length (m)	Core Size	Rock Type	Weight in Air (g)	Weight in Water (g)	Density (g/cm3)	Specific Gravity	Comments
HAM-12-009									
	16	5.1	NQ	GRN	1150	704.4	11.0	2.6	Fresh granite.
	49	5.1	NQ	GRN	689.6	403.9	6.6	2.4	Fresh granite.
	115.5	5.1	NQ	GRN	809.1	579.5	7.8	3.5	Weakly oxidized, light reddish granite with trace interstitial mz.
	139.86	5.1	NQ	GRN	888	639	8.5	3.6	Medium grain granite.
	182.15	13.5	NQ	GRN	711.7	527.4	2.6	3.9	Granite with trace oxidization.

Keg - Silver Range

Archer, Cathro & Associates (1981) Limited

Grid East	Grid North	Easting	Northing	Elevation	Depth (m)
09+910 NE	09+720 NW	595506	6918129	1628.64	185.01

ZONE: Hammer

SECTION:

HOLE: HAM-12-010

CLAIM: YD155446

Contractor: Platinum

Drill: 1

Core Size: NQ

Casing Depth: 2.65m, Out

Drilling Dates: Jul 01 - Jul 03, 2012

Geology Logged By: R. Avram

SURVEY			
Depth (m)	Azimuth	Dip	Method
0	63	-45	Compass
185.01	62	-46.3	Ranger

TARGET:

SUMMARY			
From (m)	To (m)	Interval (m)	Rock Type
0	2.65	2.65	CAS
2.65	50.9	48.25	GRN
50.9	54.9	4	GRN
54.9	62	7.1	GRN
62	65.8	3.8	GRN
65.8	107	41.2	GRN
107	132.8	25.8	GRN
132.8	156.3	23.5	GRN
156.3	185.01	28.71	GRN

SAMPLES	
Numbers:	L845839 to L845924
Total:	93
Batch:	010, 011, 012
Certificates:	WH12157317, WH12157358, WH12157359

COMMENTS

Mineralisation, if not otherwise specified, occurs as a black powder which is probably a mix of very fine grained sulphides, sulphosalts and oxides.

Box Log

HAM-12-010

Silver Range
Hammer Zone

Archer,Cathro & Associates (1981) Limited

Box Number	From (m)	To (m)
1	2.65	8.23
2	8.23	13.89
3	13.89	19.5
4	19.5	25.2
5	25.2	30.91
6	30.91	36.36
7	36.36	42.38
8	42.38	48.14
9	48.14	53.8
10	53.8	59.58
11	59.58	65.34
12	65.34	71.24
13	71.24	76.86
14	76.86	82.42
15	82.42	87.88
16	87.88	93.36
17	93.36	98.73
18	98.73	104.27
19	104.27	109.83
20	109.83	115.18
21	115.18	120.66
22	120.66	126.15
23	126.15	131.59
24	131.59	137.15
25	137.15	142.93
26	142.93	148.61
27	148.61	154.26
28	154.26	159.9
29	159.9	165.72
30	165.72	171.41
31	171.41	177.26
32	177.26	182.57
33	182.57	185.01

Box Number	From (m)	To (m)

From (m)	To (m)	Interval (m)	Rock Type	Grain Size	Description	Shade	Colour	Texture	Alteration	Intensity	Mineral	Conc.
0.00	2.65	2.65	CAS	--	Casing.							
						--	--	---	---	--	--	0
2.65	12.00	9.35	GRN	MG	Medium grey granite with trace oxidation present on fracture faces.							
						MD	GY	PH	OXI	1I	--	0
12.00	13.00	1.00	GRN	MG	Weakly oxidized granite with a <2mm thick oxidized fracture with black mineral powder at 3° TCA.							
						LT	GY	PH	OXI	2I	Un	0.5
									BLE	1I		
13.00	27.00	14.00	GRN	MG	Medium grey granite with trace oxidation present on fracture faces.							
						MD	GY	PH	OXI	1I	--	0
27.00	27.50	0.50	GRN	MG	Strongly bleached, moderately oxidized granite with a 45° TCA fracture with strongly oxidized black mineral powder making up 5% of the fracture infill.							
						LT	GY	PH	OXI	3I	Un	1
									BLE	4I		
27.50	30.00	2.50	GRN	MG	Medium grey granite with trace oxidation present on fracture faces.							
						MD	GY	PH	OXI	1I	--	0
30.00	31.00	1.00	GRN	MG	Strongly bleached and oxidized granite with a less than 6cm thick fracture filled with 80% black mineralisation and earthy, strongly oxidized argillic material.							
						LT	WH	PH	OXI	4I	Un	3
						LT	RD		BLE	4I		
									ARG	1I		
31.00	36.00	5.00	GRN	MG	Medium grey granite with trace oxidation present on fracture faces.							
						MD	GY	PH	OXI	1I	--	0
36.00	37.50	1.50	GRN	MG	Moderately oxidized and bleached granite with two <3mm thick strongly oxidized vuggy quartz veinlets with euhedral quartz crystals and black mineralisation.							

From (m)	To (m)	Interval (m)	Rock Type	Grain Size	Description	Shade	Colour	Texture	Alteration	Intensity	Mineral	Conc.
						LT	GY	PH	OXI	3I	Un	1
						LT	RD		BLE	3I		
37.50	47.00	9.50	GRN	MG	Medium grey granite with trace oxidation present on fracture faces.							
						MD	GY	PH	OXI	1I	--	0
47.00	50.00	3.00	GRN	MG	Moderately oxidized granite with trace black mineralisation on fracture faces.							
						MD	GY	PH	OXI	3I	Un	0.3
						LT	RD					
50.00	50.90	0.90	GRN	MG	Medium grey granite with trace oxidation present on fracture faces.							
						MD	GY	PH	OXI	1I	--	0
50.90	52.70	1.80	GRN	MG	Weakly to moderately bleached and oxidized granite with trace manganese oxide and black powder mineralisation.							
						LT	GY	PH	OXI	2I	Un	0.3
						LT	RD		BLE	2I		
52.70	54.00	1.30	GRN	MG	Strongly oxidized, bleached and argillic granite with fair black mineralisation.							
						LT	WH	PH	OXI	4I	Un	5
						LT	RD		ARG	4I		
									BLE	4I		
54.00	54.60	0.60	GRN	MG	Weakly to moderately bleached and oxidized granite with trace manganese oxide and black powder mineralisation.							
						MD	GY		BLE	3I		
						LT	OR	PH	OXI	3I	--	0
54.60	54.90	0.30	GRN	MG	Strongly to intensely oxidized, strongly bleached granite with an earthy texture and moderately strong black replacement style mineralisation.							
						LT	WH	PH	OXI	4I	Un	15
						LT	RD		BLE	4I		
54.90	62.00	7.10	GRN	MG	Weakly oxidized granite with black laminated quartz veinlets 1-5cm thick containing black mineralisation,							
						MD	GY	PH	OXI	2I	Un	0.1

From (m)	To (m)	Interval (m)	Rock Type	Grain Size	Description	Shade	Colour	Texture	Alteration	Intensity	Mineral	Conc.
62.00	62.90	0.90	GRN	MG	Strongly bleached and moderately oxidized section featuring dark brown-black powdery mineralisation intercalated with oxidized granite.							
						LT	GY	PH	BLE	4I	Un	15
						LT	RD					
						DK	BR		OXI	3I		
62.90	64.60	1.70	GRN	MG	Strongly oxidized section with silicified fractures and manganese oxide and black powdery mineralisation.							
						LT	RD	PH	OXI	4I	Un	5
						LT	GY		SIL	2I		
64.60	65.60	1.00	GRN	MG	Strongly bleached, weakly oxidized granite.							
						LT	WH	PH	BLE	4I	Un	2
						LT	RD		OXI	2I		
65.60	65.80	0.20	GRN	MG	Medium grey granite							
						MD	GY	PH	OXI	1I	--	0
65.80	107.00	41.20	GRN	MG	Granite with <3m thick sections of fair oxidation and comprising hairline strongly oxidized fractures oriented at 45° TCA with black powdery mineralisation. Clay alteration also occurs on 45° TCA fractures <5mm thick as well as occasionally in <30cm sections.							
						MD	GY		ARG	2I		
						LT	RD	PH	OXI	2I	Un	0.1
107.00	107.20	0.20	GRN	MG	Strongly bleached and weakly argillic section. Mineralisation present as three 2-4cm thick black powdery bands.							
						LT	WH	PH	BLE	4I	Un	10
						DK	BK		ARG	2I		
									OXI	1I		
107.20	107.50	0.30	GRN	MG	Friable strongly bleached and argillic interval with intense black mineralisation.							
						LT	WH	PH	OXI	1I	Un	20
						DK	BK		BLE	4I		
									ARG	4I		

From (m)	To (m)	Interval (m)	Rock Type	Grain Size	Description	Shade	Colour	Texture	Alteration	Intensity	Mineral	Conc.
107.50	110.40	2.90	GRN	MG	Intensely argillic gouge with interstitial black powder (manganese oxides). The orthoclase once present has gone to clay.Mostly barren fragments of quartz are present in the interval. 30° TCA lower contact.							
						LT	WH	PH	OXI	2I	Un	20
						DK	BK		ARG	5I		
									BLE	5I		
110.40	124.00	13.60	GRN	MG	Strongly bleached and weakly argillic section with 1-400mm thick mostly barren quartz veining.							
						LT	GY	PH	OXI	2I	Un	2
						LT	RD		BLE	4I		
									ARG	2I		
124.00	124.50	0.50	GRN	MG	Strongly bleached granite intercalated with vuggy, laminated quartz bands and with black interstitial mineralisation.							
						LT	GY	PH	OXI	2I	Un	10
						LT	RD	LA	BLE	4I		
								VU	SIL	4I		
124.50	126.00	1.50	GRN	MG	Strongly bleached and weakly argillic section with 1-400mm thick mostly barren quartz veining.							
						LT	GY	PH	OXI	2I	Un	0.1
						LT	RD		BLE	4I		
									ARG	2I		
126.00	131.20	5.20	GRN	MG	Intensely argillic, moderately oxidized gougy granite.							
						LT	GY	PH	OXI	2I	Un	2
						LT	RD		BLE	4I		
									ARG	1I		
131.20	132.80	1.60	GRN	MG	Strongly bleached, weakly oxidized interval featuring a 15cm quartz vein with a 10cm envelope of black powder replacement.							
						LT	GY	PH	OXI	2I	Un	15
						DK	BK		BLE	4I		
									SIL	2I		
132.80	156.30	23.50	GRN	MG	Medium grey granite with alternating sections of white, bleaching and reddish oxidation. Trace mineralisation occurs as a few 45° TCA 2-3mm fractures with up to 3cm oxidized envelopes as well as replacing the granite matrix.							
						MD	GY	PH	OXI	2I	Un	1

From (m)	To (m)	Interval (m)	Rock Type	Grain Size	Description	Shade	Colour	Texture	Alteration	Intensity	Mineral	Conc.
						LT	WH		BLE	2I		
						LT	RD					
156.30	185.01	28.71	GRN	MG	Granite with two <40cm oxidized intervals and three 1-3cm thick quartz veinlets, one with a brown carbonate.							
						MD	GY	PH	OXI	2I	Un	0.2

HAM-12-010

From (m)	To (m)	Interval (m)	Rock Type	Recovery (m)	Recovery %	Sample Number	BatchName	Batch Class	Standard	Blank	1/4 Dup	Coarse Dup
0.00	0.00	0.00	-QC-	0.00	0	L845920	12-012	Core	PL1	☐	☐	☐
0.00	0.00	0.00	-QC-	0.00	0	L845840	12-010	Core	ME8	☐	☐	☐
0.00	0.00	0.00	-QC-	0.00	0	L845923	12-012	Core		☑	☐	☐
0.00	0.00	0.00	-QC-	0.00	0	L845906	12-012	Core		☑	☐	☐
0.00	0.00	0.00	-QC-	0.00	0	L845900	12-012	Core	ME8	☐	☐	☐
0.00	0.00	0.00	-QC-	0.00	0	L845887	12-011	Core	ME8	☐	☐	☐
0.00	0.00	0.00	-QC-	0.00	0	L845884	12-011	Core		☑	☐	☐
0.00	0.00	0.00	-QC-	0.00	0	L845871	12-011	Core	PL1	☐	☐	☐
0.00	0.00	0.00	-QC-	0.00	0	L845864	12-011	Core		☑	☐	☐
0.00	0.00	0.00	-QC-	0.00	0	L845857	12-010	Core		☑	☐	☐
0.00	0.00	0.00	-QC-	0.00	0	L845852	12-010	Core	PL1	☐	☐	☐
12.00	13.50	1.50	GRN	1.50	100	L845839	12-010	Core		☐	☐	☐
27.00	28.00	1.00	GRN	1.00	100	L845841	12-010	Core		☐	☐	☐
28.00	29.40	1.40	GRN	1.28	91	L845842	12-010	Core		☐	☐	☐
29.40	30.00	0.60	GRN	0.60	100	L845843	12-010	Core		☐	☐	☐
30.00	30.90	0.90	GRN	0.85	94	L845844	12-010	Core		☐	☐	☐
30.00	30.90	0.90	GRN	0.85	94	L845845	12-010	Core		☐	☐	☑
30.90	32.00	1.10	GRN	1.10	100	L845846	12-010	Core		☐	☐	☐
32.00	34.00	2.00	GRN	2.00	100	L845847	12-010	Core		☐	☐	☐
34.00	35.80	1.80	GRN	1.80	100	L845848	12-010	Core		☐	☐	☐
35.80	37.60	1.80	GRN	1.39	77	L845849	12-010	Core		☐	☐	☐
47.00	47.80	0.80	GRN	0.76	95	L845850	12-010	Core		☐	☐	☐
47.80	50.80	3.00	GRN	3.00	100	L845851	12-010	Core		☐	☐	☐
50.80	51.70	0.90	GRN	0.83	92	L845853	12-010	Core		☐	☐	☐
51.70	52.80	1.10	GRN	1.10	100	L845854	12-010	Core		☐	☐	☐
52.80	53.80	1.00	GRN	1.00	100	L845855	12-010	Core		☐	☐	☐
53.80	54.90	1.10	GRN	1.07	97	L845856	12-010	Core		☐	☐	☐

From (m)	To (m)	Interval (m)	Rock Type	Recovery (m)	Recovery %	Sample Number	BatchName	Batch Class	Standard	Blank	1/4 Dup	Coarse Dup
54.90	57.90	3.00	GRN, GRN	2.98	99	L845858	12-010	Core		☐	☐	☐
57.90	58.40	0.50	GRN	0.50	100	L845859	12-010	Core		☐	☐	☐
58.40	59.10	0.70	GRN	0.70	100	L845860	12-010	Core		☐	☐	☐
59.10	62.10	3.00	GRN	2.96	99	L845861	12-011	Core		☐	☐	☐
62.10	62.60	0.50	GRN	0.50	100	L845862	12-011	Core		☐	☐	☐
62.60	63.50	0.90	GRN	0.90	100	L845863	12-011	Core		☐	☐	☐
63.50	65.80	2.30	GRN	2.30	100	L845865	12-011	Core		☐	☐	☐
65.80	68.80	3.00	GRN, GRN	2.99	100	L845866	12-011	Core		☐	☐	☐
68.80	71.80	3.00	GRN	2.96	99	L845867	12-011	Core		☐	☐	☐
71.80	74.80	3.00	GRN	3.00	100	L845868	12-011	Core		☐	☐	☐
82.40	84.40	2.00	GRN	2.00	100	L845869	12-011	Core		☐	☐	☐
84.40	87.00	2.60	GRN	2.54	98	L845870	12-011	Core		☐	☐	☐
87.00	90.00	3.00	GRN	3.00	100	L845872	12-011	Core		☐	☐	☐
90.00	93.00	3.00	GRN	3.00	100	L845873	12-011	Core		☐	☐	☐
93.00	96.00	3.00	GRN	3.00	100	L845874	12-011	Core		☐	☐	☐
96.00	99.00	3.00	GRN	3.00	100	L845875	12-011	Core		☐	☐	☐
99.00	101.00	2.00	GRN	1.99	100	L845876	12-011	Core		☐	☐	☐
101.00	103.00	2.00	GRN	2.00	100	L845877	12-011	Core		☐	☐	☐
103.00	105.00	2.00	GRN	2.00	100	L845878	12-011	Core		☐	☐	☐
103.00	105.00	2.00	GRN	2.00	100	L845879	12-011	Core		☐	☐	☑
105.00	106.00	1.00	GRN	1.00	100	L845880	12-011	Core		☐	☐	☐
106.00	107.00	1.00	GRN	1.00	100	L845881	12-011	Core		☐	☐	☐
107.00	108.00	1.00	GRN, GRN	1.00	100	L845882	12-011	Core		☐	☐	☐
108.00	109.00	1.00	GRN	0.89	89	L845883	12-011	Core		☐	☐	☐
109.00	109.70	0.70	GRN	0.70	100	L845885	12-011	Core		☐	☐	☐
109.70	110.40	0.70	GRN	0.70	100	L845886	12-011	Core		☐	☐	☐
110.40	111.40	1.00	GRN	1.00	100	L845888	12-011	Core		☐	☐	☐

From (m)	To (m)	Interval (m)	Rock Type	Recovery (m)	Recovery %	Sample Number	BatchName	Batch Class	Standard	Blank	1/4 Dup	Coarse Dup
111.40	113.40	2.00	GRN	1.68	84	L845889	12-011	Core		☐	☐	☐
113.40	115.40	2.00	GRN	1.98	99	L845890	12-011	Core		☐	☐	☐
113.40	115.40	2.00	GRN	1.98	99	L845891	12-011	Core		☐	☑	☐
115.40	118.40	3.00	GRN	2.95	98	L845892	12-011	Core		☐	☐	☐
118.40	119.30	0.90	GRN	0.90	100	L845893	12-011	Core		☐	☐	☐
119.30	119.90	0.60	GRN	0.58	97	L845894	12-011	Core		☐	☐	☐
119.90	120.90	1.00	GRN	1.00	100	L845895	12-011	Core		☐	☐	☐
120.90	121.90	1.00	GRN	1.00	100	L845896	12-011	Core		☐	☐	☐
121.90	124.00	2.10	GRN	2.10	100	L845897	12-012	Core		☐	☐	☐
124.00	124.50	0.50	GRN	0.48	96	L845898	12-012	Core		☐	☐	☐
124.50	126.00	1.50	GRN	1.50	100	L845899	12-012	Core		☐	☐	☐
126.00	128.00	2.00	GRN	2.00	100	L845901	12-012	Core		☐	☐	☐
128.00	130.00	2.00	GRN	1.90	95	L845902	12-012	Core		☐	☐	☐
130.00	131.20	1.20	GRN	1.19	99	L845903	12-012	Core		☐	☐	☐
131.20	131.70	0.50	GRN	0.49	98	L845904	12-012	Core		☐	☐	☐
131.70	132.70	1.00	GRN	1.00	100	L845905	12-012	Core		☐	☐	☐
132.70	133.60	0.90	GRN	0.78	87	L845907	12-012	Core		☐	☐	☐
133.60	135.60	2.00	GRN	1.99	100	L845908	12-012	Core		☐	☐	☐
135.60	138.60	3.00	GRN	3.00	100	L845909	12-012	Core		☐	☐	☐
138.60	141.60	3.00	GRN	2.99	100	L845910	12-012	Core		☐	☐	☐
141.60	143.30	1.70	GRN	1.70	100	L845911	12-012	Core		☐	☐	☐
143.30	145.30	2.00	GRN	2.00	100	L845912	12-012	Core		☐	☐	☐
143.30	145.30	2.00	GRN	2.00	100	L845913	12-012	Core		☐	☐	☑
145.30	146.30	1.00	GRN	1.00	100	L845914	12-012	Core		☐	☐	☐
146.30	148.00	1.70	GRN	1.70	100	L845915	12-012	Core		☐	☐	☐
148.00	151.00	3.00	GRN	3.00	100	L845916	12-012	Core		☐	☐	☐
151.00	152.30	1.30	GRN	1.28	98	L845917	12-012	Core		☐	☐	☐
152.30	153.70	1.40	GRN	1.37	98	L845918	12-012	Core		☐	☐	☐
153.70	156.20	2.50	GRN	2.50	100	L845919	12-012	Core		☐	☐	☐

From (m)	To (m)	Interval (m)	Rock Type	Recovery (m)	Recovery %	Sample Number	BatchName	Batch Class	Standard	Blank	1/4 Dup	Coarse Dup
165.70	168.70	3.00	GRN	3.00	100	L845921	12-012	Core		☐	☐	☐
168.70	169.20	0.50	GRN	0.49	98	L845922	12-012	Core		☐	☐	☐
180.00	180.50	0.50	GRN	0.50	100	L845924	12-012	Core		☐	☐	☐

From (m)	To (m)	Interval (m)	Recovery (m)	Recovery %	RQD	RQD %	Reactivity	Hardness	Weathering	Comments
0.00	2.65	2.65	0	0	0.00	0	0R	--	--	
2.65	5.18	2.53	2.53	100	2.53	100	0R	4H	1W	
5.18	8.23	3.05	2.96	97	1.69	55	0R	4H	1W	
8.23	11.28	3.05	3.05	100	1.21	40	0R	4H	2W	
11.28	14.33	3.05	3.05	100	1.15	38	0R	4H	2W	
14.33	17.37	3.04	3	99	1.37	45	0R	4H	2W	
17.37	20.42	3.05	3.05	100	1.81	59	0R	4H	2W	
20.42	23.47	3.05	3.05	100	2.52	83	0R	4H	1W	
23.47	26.52	3.05	3.05	100	2.78	91	0R	4H	1W	
26.52	29.57	3.05	3	98	1.67	55	0R	4H	2W	
29.57	32.61	3.04	3.04	100	1.80	59	0R	4H	3W	
32.61	35.66	3.05	3.05	100	2.55	84	0R	4H	3W	
35.66	38.71	3.05	3.05	100	2.17	71	0R	3H	3W	
38.71	41.76	3.05	3.05	100	1.97	65	0R	4H	1W	
41.76	44.81	3.05	3.05	100	2.86	94	0R	4H	1W	
44.81	47.85	3.04	3.04	100	2.12	70	0R	4H	2W	
47.85	50.91	3.06	3.06	100	2.55	83	0R	4H	2W	
50.91	53.95	3.04	3.04	100	1.48	49	0R	2H	4W	
53.95	57.00	3.05	3.05	100	2.38	78	0R	3H	3W	
57.00	60.05	3.05	2.99	98	2.39	78	0R	3H	3W	
60.05	63.09	3.04	3.01	99	2.37	78	0R	3H	3W	
63.09	66.14	3.05	3.05	100	2.31	76	0R	4H	3W	
66.14	69.19	3.05	3.04	100	2.07	68	0R	3H	3W	
69.19	72.24	3.05	3.05	100	2.30	75	0R	3H	2W	
72.24	75.29	3.05	3.05	100	2.15	70	0R	4H	1W	
75.29	78.33	3.04	3.04	100	2.45	81	0R	3H	1W	
78.33	81.38	3.05	3.05	100	2.63	86	0R	3H	1W	
81.38	84.43	3.05	3.05	100	2.17	71	1R	3H	2W	
84.43	87.48	3.05	3.05	100	2.03	67	1R	3H	2W	

From (m)	To (m)	Interval (m)	Recovery (m)	Recovery %	RQD	RQD %	Reactivity	Hardness	Weathering	Comments
87.48	90.53	3.05	3.05	100	2.48	81	0R	4H	1W	
90.53	93.57	3.04	3.04	100	1.76	58	0R	3H	2W	
93.57	96.62	3.05	3.05	100	1.41	46	0R	3H	2W	
96.62	99.67	3.05	3.05	100	1.90	62	0R	4H	2W	
99.67	102.72	3.05	3.05	100	1.88	62	0R	3H	2W	
102.72	105.77	3.05	3.05	100	2.15	70	0R	3H	2W	
105.77	108.81	3.04	3.04	100	2.14	70	2R	2H	3W	
108.81	111.86	3.05	3.05	100	0.81	27	2R	2H	3W	
111.86	114.91	3.05	3.05	100	2.02	66	2R	2H	3W	
114.91	117.96	3.05	3.05	100	0.64	21	0R	3H	2W	
117.96	121.01	3.05	3.05	100	1.73	57	0R	4H	2W	
121.01	124.05	3.04	3.04	100	2.65	87	0R	3H	2W	
124.05	127.10	3.05	3.05	100	1.78	58	0R	1H	4W	
127.10	130.15	3.05	2.95	97	1.18	39	0R	1H	4W	
130.15	133.20	3.05	3.04	100	1.76	58	2R	2H	3W	
133.20	136.25	3.05	3.05	100	2.80	92	0R	4H	2W	
136.25	139.29	3.04	3.04	100	2.94	97	0R	4H	2W	
139.29	142.34	3.05	3.02	99	3.02	99	0R	4H	2W	
142.34	145.39	3.05	3.05	100	3.05	100	0R	4H	2W	
145.39	148.44	3.05	3.05	100	2.47	81	0R	3H	3W	
148.44	151.49	3.05	3.05	100	2.07	68	0R	3H	2W	
151.49	154.53	3.04	3.04	100	1.95	64	0R	3H	2W	
154.53	157.58	3.05	3.04	100	2.43	80	0R	4H	2W	
157.58	160.63	3.05	3.05	100	2.49	82	0R	4H	1W	
160.63	163.68	3.05	3.05	100	2.96	97	0R	4H	1W	
163.68	166.73	3.05	3.03	99	2.60	85	0R	4H	2W	
166.73	169.77	3.04	3.04	100	2.50	82	0R	4H	2W	
169.77	172.82	3.05	3.03	99	2.43	80	0R	4H	1W	
172.82	175.87	3.05	3.05	100	2.77	91	0R	4H	1W	
175.87	178.92	3.05	3.05	100	2.63	86	0R	4H	2W	
178.92	181.97	3.05	3.05	100	2.73	90	0R	4H	2W	

From (m)	To (m)	Interval (m)	Recovery (m)	Recovery %	RQD	RQD %	Reactivity	Hardness	Weathering	Comments
181.97	185.01	3.04	2.99	98	2.77	91	0R	4H	2W	EOH

Depth (m)	Magnetic Susceptibility	Rock Type	Comments
0	0	CAS	casing
1	0	CAS	casing
2	0	CAS	casing
3	0.12	GRN	
4	0.28	GRN	
5	0.17	GRN	
6	1.2	GRN	
7	0.15	GRN	
8	0.28	GRN	
9	0	GRN	broken
10	0.01	GRN	
11	0.03	GRN	
12	0.14	GRN	
13	0.12	GRN	
14	0	GRN	broken
15	0.16	GRN	
16	1.14	GRN	
17	0.16	GRN	
18	0.37	GRN	
19	0.12	GRN	
20	0.12	GRN	
21	0.15	GRN	
22	0.13	GRN	
23	0.19	GRN	
24	0.16	GRN	
25	0.12	GRN	
26	0.34	GRN	
27	0.14	GRN	
28	0.15	GRN	

Depth (m)	Magnetic Susceptibility	Unit	Comments
29	0.15	GRN	
30	0.18	GRN	
31	0.7	GRN	
32	0.17	GRN	
33	0.19	GRN	
34	0.06	GRN	
35	0.17	GRN	
36	0.19	GRN	
37	0.07	GRN	
38	0.35	GRN	
39	0.09	GRN	
40	0.13	GRN	
41	0	GRN	broken
42	0.13	GRN	
43	0.99	GRN	
44	0.12	GRN	
45	0.17	GRN	
46	0.1	GRN	
47	0.17	GRN	
48	0.23	GRN	
49	0.16	GRN	
50	0.14	GRN	
51	0	GRN	broken
52	0.16	GRN	
53	0.04	GRN	
54	0.37	GRN	
55	0.21	GRN	
56	0.11	GRN	
57	0.12	GRN	

Depth (m)	Magnetic Susceptibility	Rock Type	Comments
58	0.83	GRN	
59	0.16	GRN	
60	0.13	GRN	
61	0.17	GRN	
62	0.13	GRN	
62	0.13	GRN	
63	0.09	GRN	
64	0.32	GRN	
65	0.67	GRN	
66	0.55	GRN	
67	0.13	GRN	
68	0.15	GRN	
69	0.4	GRN	
70	0.2	GRN	
71	0.22	GRN	
72	0.1	GRN	
73	0.21	GRN	
74	0.19	GRN	
75	0.19	GRN	
76	0.21	GRN	
77	0.19	GRN	
78	0.17	GRN	
79	0.16	GRN	
80	0.2	GRN	
81	0.94	GRN	
82	0.19	GRN	
83	0.15	GRN	
84	0.62	GRN	
85	0.18	GRN	
86	0.14	GRN	
87	0.57	GRN	

Depth (m)	Magnetic Susceptibility	Unit	Comments
88	0.34	GRN	
89	0.17	GRN	
90	0.19	GRN	
91	0.16	GRN	
92	0.81	GRN	
93	0.19	GRN	
94	0.19	GRN	
95	0.16	GRN	
96	0.4	GRN	
97	0.1	GRN	
98	0.25	GRN	
99	0.15	GRN	
100	0.17	GRN	
101	0.24	GRN	
102	0.56	GRN	
103	0.46	GRN	
104	0.31	GRN	
105	0.87	GRN	
106	0.1	GRN	
107	0.12	GRN	
107	0.12	GRN	
108	0.11	GRN	
109	0.2	GRN	
110	0.22	GRN	
111	0.33	GRN	
112	0.13	GRN	
113	0.12	GRN	
114	0.49	GRN	
115	0.15	GRN	
116	0.15	GRN	
117	0.17	GRN	

Depth (m)	Magnetic Susceptibility	Rock Type	Comments
118	0.11	GRN	
119	0.11	GRN	
120	0.4	GRN	
121	0.14	GRN	
122	0.27	GRN	
123	0.06	GRN	
124	0.17	GRN	
125	0.15	GRN	
126	0.26	GRN	
127	0.12	GRN	
128	0.08	GRN	
129	0.24	GRN	
130	0.21	GRN	
131	0.12	GRN	
132	0.18	GRN	
133	0.24	GRN	
134	0.26	GRN	
135	0.24	GRN	
136	0.37	GRN	
137	0.37	GRN	
138	0.3	GRN	
139	0.16	GRN	
140	0.6	GRN	
141	0.28	GRN	
142	0.13	GRN	
143	0.15	GRN	
144	0.2	GRN	
145	0.22	GRN	
146	0.1	GRN	
147	0.13	GRN	
148	0.12	GRN	
149	0.2	GRN	
150	0.18	GRN	
151	0.17	GRN	
152	0.23	GRN	
153	0.46	GRN	
154	0.41	GRN	
155	0.31	GRN	
156	0.17	GRN	
157	0.14	GRN	
158	0.24	GRN	
159	0.19	GRN	
160	0.39	GRN	
161	0	GRN	
162	0.04	GRN	
163	0.19	GRN	
164	0.09	GRN	
165	0.27	GRN	
166	0.21	GRN	
167	0.14	GRN	
168	0.13	GRN	
169	0.16	GRN	
170	0.2	GRN	
171	0.12	GRN	
172	0.71	GRN	
173	0.31	GRN	
174	0.19	GRN	
175	0.13	GRN	
176	0.45	GRN	
177	0.37	GRN	
178	0.29	GRN	
179	0.14	GRN	

Depth (m)	Magnetic Susceptibility	Rock Type	Comments
180	0.74	GRN	
181	0.12	GRN	
182	0.5	GRN	
183	0.14	GRN	
184	0.12	GRN	
185	0.11	GRN	EOH

Depth (m)	Magnetic Susceptibility	Unit	Comments

Hole Name

Hole Name	From (m)	Length (m)	Core Size	Rock Type	Weight in Air (g)	Weight in Water (g)	Density (g/cm3)	Specific Gravity	Comments
HAM-12-010									
	25	15.1	NQ	GRN	805.7	500.4	2.6	2.6	Medium grey - green granite.
	54.5	12.4	NQ	GRN	631.6	574.5	2.5	11.1	Moderately oxidized and trace to weakly mineralized orangish granite.
	63.5	18	NQ	GRN	875.8	518.3	2.4	2.5	Strongly oxidized and trace silicified granite.
	105.5	12.6	NQ	GRN	651	395	2.5	2.5	moderately oxidized granite.
	136.75	16.7	NQ	GRN	900.4	563.1	2.6	2.7	Granite

Keg - Silver Range

Archer, Cathro & Associates (1981) Limited

Grid East	Grid North	Easting	Northing	Elevation	Depth (m)
09+910 NE	09+720 NW	595506	6918128	1628.64	181.97

ZONE: Hammer

SECTION:

HOLE: HAM-12-011

CLAIM: YD155446

Contractor: Platinum

Drill: 1

Core Size: NQ

Casing Depth: 2.19m, Out

Drilling Dates: Jul 03 - Jul 05, 2012

Geology Logged By: R. Avram

SURVEY			
Depth (m)	Azimuth	Dip	Method
0	97	-45	Compass
181.96	99	-44.6	Ranger

TARGET:

SUMMARY			
From (m)	To (m)	Interval (m)	Rock Type
0	2.19	2.19	CAS
2.19	47.85	45.66	GRN
47.85	56	8.15	GRN
56	64.5	8.5	GRN
64.5	65.5	1	GRN
65.5	72.15	6.65	GRN
72.15	78.4	6.25	GRN
78.4	109.9	31.5	GRN
109.9	113.2	3.3	GRN
113.2	128.2	15	GRN
128.2	129.7	1.5	GRN
129.7	133	3.3	GRN
133	133.6	0.6	GRN
133.6	175	41.4	GRN
175	181.97	6.97	DIO

SAMPLES	
Numbers:	L845925 to L845973
Total:	54
Batch:	012, 013, 014
Certificates:	WH12155784, WH12157358, WH12163460

COMMENTS

Mineralisation, if not otherwise specified, occurs as a black powder which is probably a mix of very fine grained sulphides, sulphosalts and oxides.

Box Log

HAM-12-011

Silver Range
Hammer Zone

Archer,Cathro & Associates (1981) Limited

Box Number	From (m)	To (m)
1	2.19	7.54
2	7.54	13.15
3	13.15	18.71
4	18.71	24.4
5	24.4	30.14
6	30.14	35.91
7	35.91	41.45
8	41.45	47.02
9	47.02	52.72
10	52.72	58.24
11	58.24	63.91
12	63.91	69.71
13	69.71	75.13
14	75.13	80.61
15	80.61	86.45
16	86.45	92.21
17	92.21	98.07
18	98.07	103.83
19	103.83	109.41
20	109.41	114.91
21	114.91	120.7
22	120.7	126.28
23	126.28	132.04
24	132.04	137.69
25	137.69	143.26
26	143.26	148.93
27	148.93	154.53
28	154.53	160.29
29	160.29	165.91
30	165.91	171.39
31	171.39	177.1
32	177.1	181.97

Box Number	From (m)	To (m)

From (m)	To (m)	Interval (m)	Rock Type	Grain Size	Description	Shade	Colour	Texture	Alteration	Intensity	Mineral	Conc.
0.00	2.19	2.19	CAS	--	Casing.							
						--	--	---	---	--	--	0
2.19	13.50	11.31	GRN	MG	Medium grey granite.							
						MD	GY	PH	OXI	1I	Un	0.1
13.50	16.00	2.50	GRN	MG	Weakly oxidized, fairly bleached interval with a single 1cm thick laminated quartz and black mineralised veinlet.							
						LT	GY	PH	OXI	2I	Un	0.3
						LT	RD		BLE	2I		
16.00	40.00	24.00	GRN	MG	Medium grey granite.							
						MD	GY	PH	BLE	1I	--	0
40.00	40.50	0.50	GRN	MG	Strongly bleached and oxidized interval.							
						LT	GY	PH	OXI	4I	Un	1
						LT	RD					
						LT	WH		BLE	4I		
40.50	47.85	7.35	GRN	MG	Medium grey granite with trace oxidation.							
						MD	GY	PH	OXI	1I	--	0
47.85	49.60	1.75	GRN	MG	Strongly bleached, fairly oxidized granite with scattered black mineralisation in hairline veinlets at random orientations.							
						LT	RD	PH	OXI	2I	Un	1
						LT	WH		BLE	4I		
49.60	50.25	0.65	GRN	MG	Vein with white clay from 49.6 to 49.9 and strong fractured and laminated quartz mixed with black material.							
						LT	WH	PH	OXI	3I	Un	20
						DK	BK		SIL	4I		
50.25	51.00	0.75	GRN	MG	Strongly bleached, weakly oxidized granite with black mineralisation present in randomly oriented veinlets and in larger <1.5cm veinlets at 45° TCA.							

From (m)	To (m)	Interval (m)	Rock Type	Grain Size	Description	Shade	Colour	Texture	Alteration	Intensity	Mineral	Conc.
						LT	WH	PH	OXI	2I	Un	3
						DK	BK		BLE	4I		
51.00	56.00	5.00	GRN	MG	Moderately bleached and oxidized granite with trace black mineralisation.							
						LT	RD	PH	OXI	3I	Un	1
						LT	GY		BLE	3I		
56.00	64.50	8.50	GRN	MG	Granite with weak oxidation present on fracture faces.							
						MD	GY	PH	OXI	2I	--	0
						MD	RD					
64.50	65.50	1.00	GRN	MG	Fairly bleached and oxidized granite with black mineralisation as replacement and in fractures.							
						LT	GY	PH	OXI	2I	Un	2
						LT	RD		BLE	2I		
65.50	72.15	6.65	GRN	MG	Granite with weakly oxidized sections up to 40cm long.							
						MD	GY	PH	OXI	2I	--	0
72.15	72.70	0.55	GRN	MG	Broken up earthy red granite.							
						LT	RD	PH	OXI	5I	Un	2
									ARG	4I		
72.70	74.20	1.50	GRN	MG	Strongly bleached granitw with strong hairling fractures with black mineralisation.							
						LT	GY	PH	OXI	3I	Un	2
						LT	RD		BLE	4I		
74.20	75.13	0.93	GRN	MG	Moderately oxidized and bleached, strongly argillic granite.							
						LT	RD	PH	OXI	3I	Un	0.1
									BLE	3I		
									ARG	4I		
75.13	78.35	3.22	GRN	MG	Tracely to weakly oxidized, tracely to intensely bleached, tracely to strongly argillic granite.							
						MD	GY					
						LT	WH	PH	OXI	2I	Un	0.1
						LT	RD		ARG	3I		
						LT	GY		BLE	4I		
78.35	78.40	0.05	QVN	MG	7cm of laminated quartz mixed with pink and white carbonate.							

From (m)	To (m)	Interval (m)	Rock Type	Grain Size	Description	Shade	Colour	Texture	Alteration	Intensity	Mineral	Conc.
						MD	GY		SIL	4I		
						LT	GY	LA	BLE	4I	--	0
						LT	PK					
78.40	105.25	26.85	GRN	MG	Medium grey granite with 14 veinlets up to 7mm thick with quartz and calcite infill and trace oxidation.							
						MD	GY	PH	OXI	1I	--	0
105.25	105.90	0.65	GRN	MG	Moderately oxidized and bleached granite with interstitial black mineralisation.							
						LT	GY	PH	OXI	3I	Un	2
						LT	RD		BLE	3I		
105.90	108.00	2.10	GRN	MG	Medium grey granite with weak oxidation.							
						MD	GY	PH	OXI	2I	--	0
						MD	RD					
108.00	108.80	0.80	GRN	MG	Strongly bleached, moderately oxidized granite.							
						LT	GY	PH	OXI	3I	--	0
						LT	RD		BLE	4I		
108.80	109.90	1.10	GRN	MG	Medium grey granite with trace bleaching and oxidized fractures.							
						MD	GY	PH	OXI	1I	--	0
									BLE	1I		
109.90	110.47	0.57	GRN	MG	Intensely bleached granite.							
						LT	WH	PH	BLE	5I	--	0
110.47	110.70	0.23	GRN	MG	Bleached granite with fair silicification occuring as 2cm laminated quartz veinlets. Black powdery mineralisation occurs as replacement style semi-massive patches within.							
						LT	WH	LA	BLE	4I		
						DK	BK	PH	SIL	2I	Un	50
									OXI	2I		
110.70	113.20	2.50	GRN	MG	Granite with sections of strong bleaching, oxidation and argillic alteration.							
						LT	GY	PH	OXI	3I	Un	2
						LT	WH		BLE	3I		

From (m)	To (m)	Interval (m)	Rock Type	Grain Size	Description	Shade	Colour	Texture	Alteration	Intensity	Mineral	Conc.
						LT	RD		ARG	3I		
113.20	128.20	15.00	GRN	MG	Mostly fresh granite with occasional <30cm thick bleached and oxidized sections. Mineralised black powder is occasionally fair in bleached intervals. Veinlets with quartz and calcite infill at 45° TCA are common.							
						MD	GY	PH	OXI	1I	Un	0.1
									BLE	1I		
128.20	129.00	0.80	GRN	MG	Bleached and moderately oxidized granite.							
						LT	RD	PH	OXI	3I	Un	0.5
									BLE	4I		
129.00	129.30	0.30	GRN	MG	Granite with laminated quartz and semi-massive black mineralisation as well as replacement black mineralisation in pink granite.							
						LT	GY		BLE	3I		
						LT	PK		SIL	4I		
						DK	BK	PH	OXI	4I	Un	60
129.30	129.70	0.40	GRN	MG	Moderately oxidized and strongly bleached granite with black mineralisation occuring as hairline, randomly oriented veinlets within the granite.							
						LT	GY	PH	OXI	3I	Un	3
						LT	RD		BLE	4I		
129.70	133.00	3.30	GRN	MG	Medium grey granite.							
						MD	GY	PH	OXI	1I	--	0
133.00	133.60	0.60	GRN	MG	Bleached, fairly oxidized granite with black mineralisation in replacement style and in small fractures.							
						LT	RD	PH	OXI	2I	Un	0
						LT	WH		BLE	4I		
133.60	175.00	41.40	GRN	MG	Mostly fresh granite with occasional trace oxidation on fractures.							
						MD	GY	PH	OXI	1I	--	0
175.00	181.97	6.97	GRN	MG	Dark grey melanocratic diorite with up to 4mm large hornblende crystals. Aphanitic.							
						DK	GY	---	---	--	--	0

Sample Log

HAM-12-011

Silver Range
Hammer Zone

Archer,Cathro & Associates (1981) Limited

From (m)	To (m)	Interval (m)	Rock Type	Recovery (m)	Recovery %	Sample Number	BatchName	Batch Class	Standard	Blank	1/4 Dup	Coarse Dup
0.00	0.00	0.00	-QC-	0.00	0	L845943	12-013	Core	ME8	☐	☐	☐
0.00	0.00	0.00	-QC-	0.00	0	L845958	12-013	Core		☑	☐	☐
0.00	0.00	0.00	-QC-	0.00	0	L845963	12-013	Core	PL1	☐	☐	☐
0.00	0.00	0.00	-QC-	0.00	0	L845935	12-013	Core		☑	☐	☐
13.50	14.00	0.50	GRN	0.50	100	L845925	12-012	Core		☐	☐	☐
13.50	14.00	0.50	GRN	0.50	100	L845926	12-012	Core		☐	☐	☑
14.00	15.50	1.50	GRN	1.44	96	L845927	12-012	Core		☐	☐	☐
38.00	40.50	2.50	GRN	2.50	100	L845928	12-012	Core		☐	☐	☐
40.50	42.00	1.50	GRN	1.36	91	L845929	12-012	Core		☐	☐	☐
42.00	45.00	3.00	GRN	3.00	100	L845930	12-012	Core		☐	☐	☐
45.00	48.00	3.00	GRN	3.00	100	L845931	12-012	Core		☐	☐	☐
48.00	49.60	1.60	GRN	1.55	97	L845932	12-012	Core		☐	☐	☐
49.60	50.30	0.70	GRN	0.70	100	L845933	12-013	Core		☐	☐	☐
50.30	51.00	0.70	GRN	0.70	100	L845934	12-013	Core		☐	☐	☐
51.00	52.00	1.00	GRN	0.99	99	L845936	12-013	Core		☐	☐	☐
52.00	55.00	3.00	GRN	2.97	99	L845937	12-013	Core		☐	☐	☐
55.00	58.00	3.00	GRN	3.00	100	L845938	12-013	Core		☐	☐	☐
64.50	65.40	0.90	GRN, GRN	0.89	99	L845939	12-013	Core		☐	☐	☐
65.40	68.40	3.00	GRN	2.94	98	L845940	12-013	Core		☐	☐	☐
68.40	71.00	2.60	GRN	2.60	100	L845941	12-013	Core		☐	☐	☐
71.00	72.15	1.15	GRN	1.07	93	L845942	12-013	Core		☐	☐	☐
72.15	73.50	1.35	GRN, GRN	1.28	95	L845944	12-013	Core		☐	☐	☐
73.50	74.30	0.80	GRN	0.80	100	L845945	12-013	Core		☐	☐	☐
73.50	74.30	0.80	GRN	0.80	100	L845946	12-013	Core		☐	☐	☑
74.30	75.80	1.50	GRN	1.50	100	L845947	12-013	Core		☐	☐	☐
75.80	78.00	2.20	GRN	2.20	100	L845948	12-013	Core		☐	☐	☐

From (m)	To (m)	Interval (m)	Rock Type	Recovery (m)	Recovery %	Sample Number	BatchName	Batch Class	Standard	Blank	1/4 Dup	Coarse Dup
78.00	79.00	1.00	GRN	1.00	100	L845949	12-013	Core		☐	☐	☐
79.00	82.00	3.00	GRN	2.91	97	L845950	12-013	Core		☐	☐	☐
82.00	84.00	2.00	GRN	2.00	100	L845951	12-013	Core		☐	☐	☐
82.00	84.00	2.00	GRN	2.00	100	L845952	12-013	Core		☐	☑	☐
105.00	108.00	3.00	GRN	2.98	99	L845953	12-013	Core		☐	☐	☐
108.00	109.80	1.80	GRN	1.78	99	L845954	12-013	Core		☐	☐	☐
109.80	110.30	0.50	GRN	0.50	100	L845955	12-013	Core		☐	☐	☐
110.30	110.80	0.50	GRN	0.50	100	L845956	12-013	Core		☐	☐	☐
110.80	111.60	0.80	GRN	0.72	90	L845957	12-013	Core		☐	☐	☐
111.60	113.20	1.60	GRN	1.54	96	L845959	12-013	Core		☐	☐	☐
113.20	116.20	3.00	GRN, GRN	3.00	100	L845960	12-013	Core		☐	☐	☐
116.20	119.20	3.00	GRN	3.00	100	L845961	12-013	Core		☐	☐	☐
119.20	122.20	3.00	GRN	3.00	100	L845962	12-013	Core		☐	☐	☐
122.20	123.70	1.50	GRN	1.50	100	L845964	12-013	Core		☐	☐	☐
123.70	126.70	3.00	GRN	2.89	96	L845965	12-013	Core		☐	☐	☐
126.70	128.20	1.50	GRN	1.50	100	L845966	12-013	Core		☐	☐	☐
128.20	128.70	0.50	GRN, GRN	0.50	100	L845967	12-013	Core		☐	☐	☐
128.70	129.40	0.70	GRN	0.66	94	L845968	12-013	Core		☐	☐	☐
129.40	130.00	0.60	GRN	0.58	97	L845969	12-014	Core		☐	☐	☐
130.00	133.00	3.00	GRN	2.98	99	L845970	12-014	Core		☐	☐	☐
133.00	133.70	0.70	GRN, GRN	0.65	93	L845971	12-014	Core		☐	☐	☐
133.00	133.70	0.70	GRN, GRN	0.65	93	L845972	12-014	Core		☐	☐	☑
133.70	135.00	1.30	GRN	1.30	100	L845973	12-014	Core		☐	☐	☐

From (m)	To (m)	Interval (m)	Recovery (m)	Recovery %	RQD	RQD %	Reactivity	Hardness	Weathering	Comments
0.00	2.19	2.19	2.19	100	0.00	0	--	--	--	
2.19	5.18	2.99	2.99	100	1.31	44	0R	4H	2W	
5.18	8.23	3.05	3.05	100	1.17	38	0R	4H	2W	
8.23	11.28	3.05	3.05	100	1.35	44	0R	4H	2W	
11.28	14.33	3.05	3.03	99	1.97	65	0R	4H	3W	
14.33	17.37	3.04	3.04	100	2.30	76	0R	4H	2W	
17.37	20.42	3.05	3.05	100	1.58	52	0R	4H	2W	
20.42	23.47	3.05	3.05	100	2.52	83	0R	4H	1W	
23.47	26.52	3.05	3.05	100	2.38	78	0R	4H	1W	
26.52	29.57	3.05	3.02	99	2.77	91	0R	4H	1W	
29.57	32.61	3.04	3.04	100	2.33	77	0R	4H	1W	
32.61	35.66	3.05	3.05	100	2.33	76	0R	4H	2W	
35.66	38.71	3.05	3.05	100	2.33	76	0R	4H	2W	
38.71	41.76	3.05	3.05	100	1.47	48	0R	3H	4W	
41.76	44.81	3.05	3.05	100	2.49	82	0R	4H	2W	
44.81	47.85	3.04	3.04	100	2.12	70	0R	4H	2W	
47.85	50.91	3.06	3.06	100	1.00	33	0R	3H	4W	
50.91	53.95	3.04	3.04	100	1.61	53	0R	3H	3W	
53.95	57.00	3.05	3.05	100	1.03	34	0R	4H	3W	
57.00	60.05	3.05	3.05	100	2.11	69	0R	4H	2W	
60.05	63.09	3.04	3.04	100	2.23	73	0R	4H	1W	
63.09	66.14	3.05	3.05	100	1.81	59	0R	4H	2W	
66.14	69.19	3.05	3.05	100	1.33	44	0R	4H	2W	
69.19	72.24	3.05	3	98	2.00	66	0R	4H	2W	
72.24	75.29	3.05	3.05	100	0.38	12	2R	1H	5W	
75.29	78.33	3.04	3.04	100	1.22	40	3R	2H	3W	
78.33	81.38	3.05	3	98	2.42	79	0R	4H	1W	
81.38	84.43	3.05	3.05	100	1.97	65	0R	4H	2W	
84.43	87.48	3.05	3.05	100	2.61	86	0R	4H	1W	

From (m)	To (m)	Interval (m)	Recovery (m)	Recovery %	RQD	RQD %	Reactivity	Hardness	Weathering	Comments
87.48	90.53	3.05	3.05	100	2.30	75	0R	4H	1W	
90.53	93.57	3.04	3.04	100	2.43	80	0R	4H	1W	
93.57	96.62	3.05	3.05	100	2.20	72	0R	4H	2W	
96.62	99.67	3.05	3.05	100	2.69	88	0R	4H	1W	
99.67	102.72	3.05	3.01	99	3.01	99	0R	4H	1W	
102.72	105.77	3.05	3.03	99	2.25	74	0R	4H	1W	
105.77	108.81	3.04	3.04	100	2.13	70	0R	4H	2W	
108.81	111.86	3.05	3.05	100	1.16	38	0R	2H	3W	
111.86	114.91	3.05	3.05	100	1.83	60	0R	3H	2W	
114.91	117.96	3.05	3.05	100	2.44	80	0R	4H	1W	
117.96	121.01	3.05	3.05	100	2.59	85	0R	4H	1W	
121.01	124.05	3.04	3.04	100	1.75	58	0R	4H	2W	
124.05	127.10	3.05	3.05	100	2.24	73	0R	4H	2W	
127.10	130.15	3.05	3.05	100	2.05	67	0R	3H	3W	
130.15	133.20	3.05	3.02	99	2.36	77	0R	4H	2W	
133.20	136.25	3.05	3.05	100	2.27	74	0R	4H	3W	
136.25	139.29	3.04	3.04	100	2.73	90	0R	4H	1W	
139.29	142.34	3.05	3.05	100	2.21	72	0R	4H	1W	
142.34	145.39	3.05	3	98	2.30	75	0R	4H	1W	
145.39	148.44	3.05	3.05	100	2.69	88	0R	4H	1W	
148.44	151.49	3.05	3.05	100	1.99	65	0R	4H	1W	
151.49	154.53	3.04	2.98	98	1.77	58	0R	4H	1W	
154.53	157.58	3.05	3.05	100	2.45	80	0R	4H	1W	
157.58	160.63	3.05	3.05	100	2.56	84	0R	3H	1W	
160.63	163.68	3.05	3.05	100	2.69	88	0R	4H	1W	
163.68	166.73	3.05	3.01	99	2.26	74	0R	4H	1W	
166.73	169.77	3.04	3.03	100	1.67	55	0R	4H	1W	
169.77	172.82	3.05	3.04	100	1.53	50	0R	4H	1W	
172.82	175.87	3.05	3.05	100	2.30	75	0R	4H	1W	
175.87	178.92	3.05	3.05	100	3.00	98	0R	4H	1W	
178.92	181.97	3.05	3.05	100	2.78	91	0R	4H	1W	EOH

Depth (m)	Magnetic Susceptibility	Rock Type	Comments
0	0	CAS	Casing
1	0	CAS	Casing
2	0	CAS	Casing
3	0	GRN	Broken
4	0.13	GRN	
5	0.52	GRN	
6	0.07	GRN	
7	0.04	GRN	
8	0.16	GRN	
9	0	GRN	Broken
10	0.07	GRN	
11	0.08	GRN	
12	0.22	GRN	
13	0.66	GRN	
14	0.75	GRN	
15	0.06	GRN	
16	0	GRN	Broken
17	0.02	GRN	
18	0.14	GRN	
19	0.12	GRN	
20	0.16	GRN	
21	0.13	GRN	
22	0.14	GRN	
23	0.19	GRN	
24	0.04	GRN	
25	0.37	GRN	
26	0.12	GRN	
27	0.05	GRN	
28	0.4	GRN	

Depth (m)	Magnetic Susceptibility	Unit	Comments
29	0.01	GRN	
30	0.35	GRN	
31	0.14	GRN	
32	0.03	GRN	
33	0.17	GRN	
34	0.03	GRN	
35	0.33	GRN	
36	0.45	GRN	
37	0.15	GRN	
38	0.57	GRN	
39	0.03	GRN	
40	0.12	GRN	
41	0.02	GRN	
42	0.44	GRN	
43	0.16	GRN	
44	0.14	GRN	
45	0.03	GRN	
46	0.06	GRN	
47	0	GRN	Broken
48	0.22	GRN	
49	0.05	GRN	
50	0	GRN	Broken
51	0.64	GRN	
52	0.3	GRN	
53	0.12	GRN	
54	0.22	GRN	
55	0.09	GRN	
56	0	GRN	Broken
56	0	GRN	Broken

Depth (m)	Magnetic Susceptibility	Rock Type	Comments
57	0	GRN	Broken
58	0.13	GRN	
59	0.15	GRN	
60	0.11	GRN	
61	0.18	GRN	
62	0.15	GRN	
63	0.1	GRN	
64	0.3	GRN	
65	0.42	GRN	
66	0.14	GRN	
67	0.65	GRN	
68	0.03	GRN	
69	0.57	GRN	
70	0.25	GRN	
71	0.06	GRN	
72	0.52	GRN	
73	0.19	GRN	
74	0	GRN	Broken
75	0	GRN	Broken
76	0.04	GRN	
77	0.18	GRN	
78	0.15	GRN	
79	0.12	GRN	
80	0.19	GRN	
81	0.36	GRN	
82	0.21	GRN	
83	0.14	GRN	
84	0.03	GRN	
85	0.13	GRN	
86	0.08	GRN	
87	0.44	GRN	

Depth (m)	Magnetic Susceptibility	Unit	Comments
88	0.22	GRN	
89	0.11	GRN	
90	0.04	GRN	
91	0.32	GRN	
92	0.13	GRN	
93	0.24	GRN	
94	0.04	GRN	
95	0.16	GRN	
96	0	GRN	Broken
97	0.22	GRN	
98	0.15	GRN	
99	0.14	GRN	
100	0.14	GRN	
101	0.21	GRN	
102	0.14	GRN	
103	0.15	GRN	
104	0.39	GRN	
105	0.13	GRN	
106	0.14	GRN	
107	0.16	GRN	
108	0.11	GRN	
109	0.14	GRN	
110	0.14	GRN	
111	0.09	GRN	
112	0.14	GRN	
113	0.12	GRN	
114	0.2	GRN	
115	0.13	GRN	
116	0.23	GRN	
117	0.19	GRN	
118	0.17	GRN	

Depth (m)	Magnetic Susceptibility	Rock Type	Comments
119	0.29	GRN	
120	0.28	GRN	
121	0.21	GRN	
122	0.18	GRN	
123	0.18	GRN	
124	0.17	GRN	
125	0.34	GRN	
126	0.31	GRN	
127	0.22	GRN	
128	0.17	GRN	
129	0.34	GRN	
130	0.13	GRN	
131	0.15	GRN	
132	0.31	GRN	
133	0.2	GRN	
133	0.2	GRN	
134	0.19	GRN	
135	0.15	GRN	
136	0.16	GRN	
137	0.17	GRN	
138	0.34	GRN	
139	0.25	GRN	
140	0.15	GRN	
141	0.11	GRN	
142	0.2	GRN	
143	0.21	GRN	
144	0.3	GRN	
145	0.16	GRN	
146	0.23	GRN	
147	0.22	GRN	
148	0.33	GRN	

Depth (m)	Magnetic Susceptibility	Unit	Comments
149	0.31	GRN	
150	0.15	GRN	
151	0.2	GRN	
152	0.13	GRN	
153	0.13	GRN	
154	0.23	GRN	
155	0.12	GRN	
156	0.53	GRN	
157	0	GRN	Broken
158	0.09	GRN	
159	0.12	GRN	
160	0.15	GRN	
161	0.18	GRN	
162	0.14	GRN	
163	0.39	GRN	
164	0.05	GRN	
165	0	GRN	Broken
166	0.37	GRN	
167	0.18	GRN	
168	0.33	GRN	
169	0.04	GRN	
170	0	GRN	Broken
171	0.7	GRN	
172	0.17	GRN	
173	0.05	GRN	
174	0.13	GRN	
175	0.26	GRN	
175	0.26	DIO	
176	0.73	DIO	
177	7.5	DIO	
178	7.5	DIO	

Depth (m)	Magnetic Susceptibility	Rock Type	Comments
179	3.8	DIO	
180	4.9	DIO	
181	1.67	DIO	

Depth (m)	Magnetic Susceptibility	Unit	Comments

Hole Name

Hole Name	From (m)	Length (m)	Core Size	Rock Type	Weight in Air (g)	Weight in Water (g)	Density (g/cm3)	Specific Gravity	Comments
HAM-12-011									
	46	15	NQ	GRN	799.1	496.8	2.6	2.6	Granite
	66	13.2	NQ	GRN	729	453.7	2.7	2.7	Granite
	85	14	NQ	GRN	765.7	476.2	2.7	2.6	Granite
	137	16	NQ	GRN	869.8	538.3	2.7	2.6	Granite with hairline veinlets.

Keg - Silver Range

Archer, Cathro & Associates (1981) Limited

Grid East	Grid North	Easting	Northing	Elevation	Depth (m)
		595575	6918365	1573.69	124.05

ZONE: Hammer

SECTION: 9+920

HOLE: HAM-12-012

CLAIM: YD155445

Contractor: Platinum

Drill: 1

Core Size: NQ

Casing Depth: 3.45m, Out

Drilling Dates: Jul 05 - Jul 06, 2012

Geology Logged By: R. Avram

SURVEY			
Depth (m)	Azimuth	Dip	Method
0	80	-45	Compass
124.05	81	-42.9	Ranger

TARGET:

SUMMARY			
From (m)	To (m)	Interval (m)	Rock Type
0	3.45	3.45	CAS
3.45	5.2	1.75	GRN
5.2	9	3.8	GRN
9	47.5	38.5	GRN
47.5	50	2.5	GRN
50	124.05	74.05	GRN

SAMPLES	
Numbers:	L845974 to L845983
Total:	18
Batch:	014
Certificates:	WH12163460

COMMENTS

Mineralisation, if not otherwise specified, occurs as a black powder which is probably a mix of very fine grained sulphides, sulphosalts and oxides.

Box Log

HAM-12-012

Silver Range
Hammer Zone

Archer,Cathro & Associates (1981) Limited

Box Number	From (m)	To (m)
1	3.45	9.13
2	9.13	14.8
3	14.8	20.42
4	20.42	26
5	26	31.36
6	31.36	36.83
7	36.83	42.16
8	42.16	47.3
9	47.3	52.95
10	52.95	58.76
11	58.76	64.35
12	64.35	70.09
13	70.09	75.65
14	75.65	81.43
15	81.43	87.23
16	87.23	92.83
17	92.83	98.45
18	98.45	104.14
19	104.14	109.88
20	109.88	115.56
21	115.56	121.23
22	121.23	124.05

Box Number	From (m)	To (m)

Box Number	From (m)	To (m)

HAM-12-012

From (m)	To (m)	Interval (m)	Rock Type	Grain Size	Description	Shade	Colour	Texture	Alteration	Intensity	Mineral	Conc.
0.00	3.45	3.45	CAS	--	Casing.							
						--	--	---	---	--	--	0
3.45	5.20	1.75	GRN	MG	Medium grey granite with trace oxidation on fracture faces.							
						MD	GY	PH	OXI	1I	--	0
5.20	9.00	3.80	GRN	MG	Broken and rubbly granite with oxidized fractures at 45° and 10° TCA.							
						MD	GY	PH	OXI	2I	Un	0.2
						LT	RD					
9.00	47.50	38.50	GRN	MG	Light grey granite with trace oxidation on fracture faces.							
						LT	GY	PH	OXI	1I	--	0
47.50	50.00	2.50	GRN	MG	Granite with totally bleached eucacrates (mostly quartz) with trace biotite with occasional very fine grained sulphide (pyrite, sphalerite?) aggregates.							
						LT	WH	PH	BLE	5I	Un	1
50.00	73.75	23.75	GRN	MG	Medium to light grey tracely bleached and oxidized granite.							
						MD	GY	PH	BLE	1I	--	0
						LT	GY		OXI	1I		
73.75	74.40	0.65	GRN	MG	Granite with totally bleached eucacrates (mostly quartz) with trace biotite with occasional very fine grained sulphide (pyrite, sphalerite?) aggregates. With a 5cm oxidized section in the middle with scattered hairline black mineralised veinlets.							
						LT	WH	PH	BLE	5I	Un	0.5
									OXI	2I	Un	0.5
74.40	87.60	13.20	GRN	MG	Medium to light grey tracely bleached and oxidized granite.							
						MD	GY	PH	OXI	1I	--	0
						LT	GY		BLE	1I		

From (m)	To (m)	Interval (m)	Rock Type	Grain Size	Description	Shade	Colour	Texture	Alteration	Intensity	Mineral	Conc.
87.60	88.00	0.40	GRN	MG	Strongly argillic granite with trace oxidation and friable clay present on fracture faces. Sulphide mineralisation occurs as a very fine grained aggregate?							
						LT	WH	PH	OXI	2I	Un	0.5
									ARG	4I		
									BLE	4I		
88.00	90.70	2.70	GRN	MG	Medium to light grey tracely bleached and oxidized granite.							
						MD	GY	PH	OXI	1I	--	0
						LT	GY		BLE	1I		
90.70	99.00	8.30	GRN	MG	Strongly fractured granite. Fractures are 1-4mm thick with white gouge, occur at a frequency of 18/m and are randomly oriented.							
						LT	GY	PH	ARG	2I	--	0
						LT	WH		BLE	2I		
99.00	100.80	1.80	GRN	MG	Medium to light grey tracely bleached and oxidized granite.							
						MD	GY	PH	OXI	1I	--	0
						LT	GY		BLE	1I		
100.80	101.30	0.50	GRN	MG	Strongly argillic granite with 2-3mm thick quartz veinlets at 45° TCA.							
						LT	GY	PH	ARG	4I	--	0
						LT	WH		BLE	1I		
101.30	107.80	6.50	GRN	MG	Medium to light grey tracely bleached and oxidized granite.							
						MD	GY	PH	OXI	1I	--	0
						LT	GY		BLE	1I		
107.80	108.30	0.50	GRN	MG	Bleached granite with 3mm thick vuggy quartz with weak sulphides.							
						LT	GY	PH	BLE	3I	Un	1
						LT	WH					
108.30	124.05	15.75	GRN	MG	Medium to light grey tracely bleached and oxidized granite.							
						MD	GY	PH	OXI	1I	Un	0.1
						LT	GY		BLE	1I		

Sample Log

HAM-12-012

Silver Range
Hammer Zone

Archer,Cathro & Associates (1981) Limited

From (m)	To (m)	Interval (m)	Rock Type	Recovery (m)	Recovery %	Sample Number	BatchName	Batch Class	Standard	Blank	1/4 Dup	Coarse Dup
0.00	0.00	0.00	-QC-	0.00	0	L845979	12-014	Core	ME8	☐	☐	☐
5.00	7.00	2.00	GRN	1.90	95	L845974	12-014	Core		☐	☐	☐
7.00	9.00	2.00	GRN	2.00	100	L845975	12-014	Core		☐	☐	☐
47.50	49.50	2.00	GRN, GRN	2.00	100	L845976	12-014	Core		☐	☐	☐
73.70	74.70	1.00	GRN	0.95	95	L845977	12-014	Core		☐	☐	☐
87.30	88.30	1.00	GRN	0.95	95	L845978	12-014	Core		☐	☐	☐
93.00	96.00	3.00	GRN	3.00	100	L845981	12-014	Core		☐	☐	☐
96.00	99.00	3.00	GRN	3.00	100	L845982	12-014	Core		☐	☐	☐
107.80	108.30	0.50	GRN	0.50	100	L845983	12-014	Core		☐	☐	☐
113.50	114.00	0.50	GRN	0.50	100	L845980	12-014	Core		☐	☐	☐

From (m)	To (m)	Interval (m)	Recovery (m)	Recovery %	RQD	RQD %	Reactivity	Hardness	Weathering	Comments
0.00	3.45	3.45	3.45	100	0.00	0	0R	--	--	
3.45	5.18	1.73	1.73	100	1.47	85	0R	4H	2W	
5.18	8.23	3.05	3.05	100	0.93	30	0R	3H	3W	
8.23	11.28	3.05	3.05	100	1.71	56	0R	4H	2W	
11.28	14.33	3.05	3.05	100	1.80	59	0R	4H	2W	
14.33	17.37	3.04	3.04	100	2.43	80	0R	4H	2W	
17.37	20.42	3.05	3.05	100	1.48	49	0R	4H	2W	
20.42	23.47	3.05	3.05	100	2.43	80	0R	4H	2W	
23.47	26.52	3.05	3.05	100	2.50	82	0R	4H	2W	
26.52	29.57	3.05	3.05	100	2.23	73	0R	4H	2W	
29.57	32.61	3.04	3.04	100	2.15	71	0R	4H	2W	
32.61	35.66	3.05	3.05	100	2.01	66	0R	4H	2W	
35.66	38.71	3.05	3.05	100	1.80	59	0R	4H	2W	
38.71	41.76	3.05	3.05	100	2.55	84	0R	4H	1W	
41.76	44.81	3.05	3.05	100	2.35	77	0R	4H	1W	
44.81	47.85	3.04	3.04	100	1.96	64	0R	4H	1W	
47.85	50.91	3.06	3.06	100	1.60	52	0R	4H	2W	
50.91	53.95	3.04	3.04	100	2.64	87	0R	4H	1W	
53.95	57.00	3.05	3.05	100	2.33	76	0R	4H	1W	
57.00	60.05	3.05	3.05	100	2.68	88	0R	4H	1W	
60.05	63.09	3.04	3.04	100	2.14	70	0R	4H	1W	
63.09	66.14	3.05	3.05	100	2.79	91	0R	4H	1W	
66.14	69.19	3.05	3.05	100	2.45	80	0R	4H	1W	
69.19	72.24	3.05	3.05	100	1.71	56	0R	4H	2W	
72.24	75.29	3.05	3.05	100	2.50	82	0R	4H	2W	
75.29	78.33	3.04	3.04	100	2.83	93	0R	4H	1W	
78.33	81.38	3.05	3.05	100	2.25	74	0R	4H	1W	
81.38	84.43	3.05	3.05	100	2.33	76	0R	4H	1W	
84.43	87.48	3.05	3.05	100	2.15	70	0R	3H	3W	

From (m)	To (m)	Interval (m)	Recovery (m)	Recovery %	RQD	RQD %	Reactivity	Hardness	Weathering	Comments
87.48	90.53	3.05	3.05	100	2.04	67	0R	3H	3W	
90.53	93.57	3.04	3.04	100	1.51	50	0R	3H	2W	
93.57	96.62	3.05	3.05	100	1.09	36	0R	3H	1W	
96.62	99.67	3.05	3.05	100	0.82	27	0R	3H	1W	
99.67	102.72	3.05	3.05	100	2.17	71	0R	3H	1W	
102.72	105.77	3.05	3.05	100	2.59	85	0R	3H	1W	
105.77	108.81	3.04	3.04	100	2.63	87	0R	4H	1W	
108.81	111.86	3.05	3.05	100	2.61	86	0R	4H	1W	
111.86	114.91	3.05	3.05	100	2.97	97	0R	4H	1W	
114.91	117.95	3.04	3.04	100	2.78	91	0R	4H	1W	
117.95	121.00	3.05	3.05	100	2.08	68	0R	4H	1W	
121.00	124.05	3.05	3.05	100	2.27	74	0R	4H	1W	EOH

HAM-12-012

Depth (m)	Magnetic Susceptibility	Rock Type	Comments
0	0	CAS	Broken
1	0	CAS	Broken
2	0	CAS	Broken
3	0	CAS	Broken
4	0.14	GRN	
5	0.17	GRN	
6	0	GRN	Broken
7	0.43	GRN	
8	0	GRN	Broken
9	0.51	GRN	
9	0.51	GRN	
10	0.11	GRN	
11	0.21	GRN	
12	0	GRN	
13	0.13	GRN	
14	0.05	GRN	
15	0.12	GRN	
16	0.11	GRN	
17	0.05	GRN	
18	0.13	GRN	
19	0.17	GRN	
20	0.09	GRN	
21	0.11	GRN	
22	0.12	GRN	
23	0.13	GRN	
24	0.14	GRN	
25	0.12	GRN	
26	0	GRN	Broken
27	0.12	GRN	

Depth (m)	Magnetic Susceptibility	Unit	Comments
28	0.12	GRN	
29	0.12	GRN	
30	0.15	GRN	
31	0.12	GRN	
32	0	GRN	Broken
33	0	GRN	Broken
34	0.14	GRN	
35	0.13	GRN	
36	0.12	GRN	
37	0	GRN	Broken
38	0.17	GRN	
39	0.13	GRN	
40	0.13	GRN	
41	0.23	GRN	
42	0.08	GRN	
43	0.11	GRN	
44	0.17	GRN	
45	0.12	GRN	
46	0.13	GRN	
47	0.14	GRN	
48	0.18	GRN	
49	0.2	GRN	
50	0.3	GRN	
50	0.3	GRN	
51	0.22	GRN	
52	0.21	GRN	
53	0.5	GRN	
54	0	GRN	Broken
55	0.17	GRN	

Depth (m)	Magnetic Susceptibility	Rock Type	Comments
56	0.57	GRN	
57	0.13	GRN	
58	0.12	GRN	
59	0.82	GRN	
60	0.18	GRN	
61	0.19	GRN	
62	0.02	GRN	
63	0.11	GRN	
64	0.08	GRN	
65	0.32	GRN	
66	0.19	GRN	
67	0.44	GRN	
68	0.18	GRN	
69	0.13	GRN	
70	0.17	GRN	
71	0.17	GRN	
72	0.16	GRN	
73	0.11	GRN	
74	0.14	GRN	
75	0.04	GRN	
76	0.26	GRN	
77	0.09	GRN	
78	0.26	GRN	
79	0.13	GRN	
80	0.15	GRN	
81	0.13	GRN	
82	0.27	GRN	
83	1.03	GRN	
84	0.06	GRN	
85	0.52	GRN	
86	0.2	GRN	
87	0.14	GRN	
88	0	GRN	Broken
89	0.13	GRN	
90	0.27	GRN	
91	0	GRN	Broken
92	0.09	GRN	
93	0	GRN	Broken
94	0.1	GRN	
95	0	GRN	Broken
96	0	GRN	Broken
97	0	GRN	Broken
98	0	GRN	Broken
99	0	GRN	Broken
100	0.06	GRN	
101	0.05	GRN	
102	0.53	GRN	
103	0.16	GRN	
104	0.25	GRN	
105	0.13	GRN	
106	0.12	GRN	
107	0.14	GRN	
108	0.04	GRN	
109	0.09	GRN	
110	0.46	GRN	
111	0.14	GRN	
112	0.1	GRN	
113	0.04	GRN	
114	0.11	GRN	
115	0.13	GRN	
116	0.11	GRN	
117	0.21	GRN	

Depth (m)	Magnetic Susceptibility	Rock Type	Comments
118	0.05	GRN	
119	0.07	GRN	
120	0.16	GRN	
121	0.43	GRN	
122	0.28	GRN	
123	0.13	GRN	
124	0.05	GRN	EOH

Depth (m)	Magnetic Susceptibility	Unit	Comments

Hole Name

Hole Name	From (m)	Length (m)	Core Size	Rock Type	Weight in Air (g)	Weight in Water (g)	Density (g/cm3)	Specific Gravity	Comments
HAM-12-012									
	21	16.2	NQ	GRN	847.2	524.3	2.6	2.6	Light grey granite.
	87	14	NQ	GRN	735.1	452.9	2.6	2.6	Medium grey granite.

Keg - Silver Range

Archer, Cathro & Associates (1981) Limited

Grid East	Grid North	Easting	Northing	Elevation	Depth (m)
		595576	6918365	1573.69	121.01

ZONE: Hammer

SECTION: 9+920

HOLE: HAM-12-013

CLAIM: YD155445

Contractor: Platinum

Drill: 1

Core Size: NQ

Casing Depth: 5.39m, Out

Drilling Dates: Jul 06 - Jul 08, 2012

Geology Logged By: R. Avram

SURVEY			
Depth (m)	Azimuth	Dip	Method
0	260	-45	Compass
121	263	-43.4	Ranger

TARGET:

SUMMARY			
From (m)	To (m)	Interval (m)	Rock Type
0	5.39	5.39	CAS
5.39	16.25	10.86	GRN
16.25	31.5	15.25	GRN
31.5	36	4.5	GRN
36	88	52	GRN
88	99.6	11.6	GRN
99.6	121.01	21.41	GRN

SAMPLES	
Numbers:	L840000 to L840007, L845984 to L845999
Total:	30
Batch:	014, 015
Certificates:	WH12163460, WH12166676

COMMENTS

Mineralisation, if not otherwise specified, occurs as a black powder which is probably a mix of very fine grained sulphides, sulphosalts and oxides.

Box Log

HAM-12-013

Silver Range
Hammer Zone

Archer,Cathro & Associates (1981) Limited

Box Number	From (m)	To (m)
1	5.39	11.12
2	11.12	16.82
3	16.82	22.64
4	22.64	28.42
5	28.42	34.04
6	34.04	39.74
7	39.74	45.25
8	45.25	51.04
9	51.04	56.87
10	56.87	62.55
11	62.55	68.99
12	68.99	74.03
13	74.03	79.58
14	79.58	85.03
15	85.03	90.53
16	90.53	95.8
17	95.8	101.24
18	101.24	106.82
19	106.82	112.36
20	112.36	117.96
21	117.96	121.01

Box Number	From (m)	To (m)

Box Number	From (m)	To (m)

From (m)	To (m)	Interval (m)	Rock Type	Grain Size	Description	Shade	Colour	Texture	Alteration	Intensity	Mineral	Conc.
0.00	5.39	5.39	CAS	--	Casing.							
						--	--	---	---	--	--	0
5.39	6.20	0.81	GRN	MG	Locally weakly to intensely bleached and argillite altered granite with trace to weak oxidation and scattered 1-11mm thick sulphide carrying calcite-quartz veinlets at 45° TCA. Barren calcite veinlets also at 45° TCA are present as well. Sulphides are predominantly pyrite.							
						MD	GY	PH	BLE	2I	Un	0.1
						LT	GY		OXI	1I		
									ARG	2I		
6.20	6.35	0.15	GRN	MG	Intensely bleached and argillic, strongly oxidized granite with dark brown mineralisation.							
						LT	GY	PH	BLE	5I	Un	5
						LT	RD		OXI	4I		
6.35	13.30	6.95	GRN	MG	Locally weakly to intensely bleached and argillite altered granite with trace to weak oxidation and scattered 1-11mm thick sulphide carrying calcite-quartz veinlets at 45° TCA. Barren calcite veinlets also at 45° TCA are present as well. Sulphides are predominantly pyrite.							
						MD	GY	PH	BLE	2I	Un	0.1
						MD	OR		ARG	2I		
									OXI	1I		
13.30	13.40	0.10	GRN	MG	Intensely bleached and strongly oxidized granite.							
						LT	GY	PH	OXI	4I	Un	1
						LT	RD		BLE	5I		
13.40	14.20	0.80	GRN	MG	Locally weakly to intensely bleached and argillite altered granite with trace to weak oxidation and scattered 1-11mm thick sulphide carrying calcite-quartz veinlets at 45° TCA. Barren calcite veinlets also at 45° TCA are present as well. Sulphides are predominantly pyrite.							
						MD	GY	PH	BLE	2I	Un	0.1
						LT	GY		ARG	2I		
									OXI	1I		

From (m)	To (m)	Interval (m)	Rock Type	Grain Size	Description	Shade	Colour	Texture	Alteration	Intensity	Mineral	Conc.
14.20	14.25	0.05	GRN	MG	Oval shaped dark brown mineralised spot, possibly the tip of a veinlet.							
						MD	BR					
						LT	RD	PH	OXI	3I	Un	20
14.25	16.25	2.00	GRN	MG	Locally weakly to intensely bleached and argillite altered granite with trace to weak oxidation and scattered 1-11mm thick sulphide carrying calcite-quartz veinlets at 45° TCA. Barren calcite veinlets also at 45° TCA are present as well. Sulphides are predominantly pyrite.							
						MD	GY	PH	OXI	1I	Un	0.1
						LT	GY		BLE	2I		
									ARG	2I		
16.25	31.50	15.25	GRN	MG	Medium grey fresh granite with scattered calcite veinlets 1-3mm thick at 30-50° TCA. Locally weakly to moderately bleached and tracely oxidized.							
						MD	GY	PH	OXI	1I	Un	0.1
									BLE	1I		
31.50	35.75	4.25	GRN	MG	Granite with up to 35cm thick intensely bleached, greenish grey intervals containing fine-grained sulphides within quartz veinlets.							
						MD	GY	PH	BLE	5I	--	0
								VT				
35.75	36.00	0.25	GRN	MG	Intensely bleached and tracely oxidized interval containing a 1cm thick quartz-calcite veinlet at 50° TCA with sulphides (chalcopyrite, pyrite) as 10% of the veinlet.							
						MD	GY	PH	BLE	5I	Un	2
									OXI	1I		
36.00	88.00	52.00	GRN	MG	Mostly fresh granite.							
						MD	GY	PH	---	--	Un	0.1
						LT	GY					
88.00	93.70	5.70	GRN	MG	Pervasively sericite altered granite with hairline to 2mm thick quartz-calcite veinlets at 15-30° TCA at a frequency of 8/m.							
						LT	GN	PH	OXI	2I	Un	3
						LT	WH		SER	5I		

From (m)	To (m)	Interval (m)	Rock Type	Grain Size	Description	Shade	Colour	Texture	Alteration	Intensity	Mineral	Conc.
93.70	99.60	5.90	GRN	MG	Hydrothermally altered granite with bleached, weakly to moderately sericitic sections and sulphide mineralisation. Mineralisation occurs in quartz veins and weakly as disseminated sulphides in the altered granite matrix.							
						LT	GY	PH	OXI	2I	--	0
						LT	WH		SER	2I		
						DK	GN		BLE	4I		
									SIL	3I		
99.60	109.00	9.40	GRN	MG	Mostly fresh granite.							
						MD	GY	PH	---	--	--	0
109.00	110.00	1.00	GRN	MG	Dark green, microgranular dyke.							
						DK	GN	---	---	--	--	0
110.00	121.01	11.01	GRN	MG	Mostly fresh granite.							
						MD	GY	PH	---	--	--	0

Sample Log

HAM-12-013

Silver Range
Hammer Zone

Archer,Cathro & Associates (1981) Limited

From (m)	To (m)	Interval (m)	Rock Type	Recovery (m)	Recovery %	Sample Number	BatchName	Batch Class	Standard	Blank	1/4 Dup	Coarse Dup
0.00	0.00	0.00	-QC-	0.00	0	L845985	12-014	Core		☑	☐	☐
0.00	0.00	0.00	-QC-	0.00	0	L845989	12-014	Core	PL1	☐	☐	☐
0.00	0.00	0.00	-QC-	0.00	0	L840002	12-014	Core		☑	☐	☐
5.80	8.00	2.20	GRN	2.20	100	L845984	12-014	Core		☐	☐	☐
8.00	11.00	3.00	GRN	3.00	100	L845986	12-014	Core		☐	☐	☐
11.00	14.00	3.00	GRN	3.00	100	L845987	12-014	Core		☐	☐	☐
14.00	16.00	2.00	GRN	2.00	100	L845988	12-014	Core		☐	☐	☐
16.00	16.50	0.50	GRN	0.50	100	L845990	12-014	Core		☐	☐	☐
20.70	21.65	0.95	GRN	0.95	100	L845991	12-014	Core		☐	☐	☐
31.50	33.00	1.50	GRN, GRN	1.50	100	L845992	12-014	Core		☐	☐	☐
33.00	34.70	1.70	GRN	1.70	100	L845993	12-014	Core		☐	☐	☐
34.70	36.00	1.30	GRN	1.30	100	L845994	12-014	Core		☐	☐	☐
41.10	42.00	0.90	GRN	0.90	100	L845995	12-014	Core		☐	☐	☐
85.00	88.00	3.00	GRN	3.00	100	L845996	12-014	Core		☐	☐	☐
85.00	88.00	3.00	GRN	3.00	100	L845997	12-014	Core		☐	☑	☐
88.00	90.00	2.00	GRN, GRN	2.00	100	L845998	12-014	Core		☐	☐	☐
90.00	92.00	2.00	GRN	2.00	100	L845999	12-014	Core		☐	☐	☐
92.00	93.50	1.50	GRN	1.50	100	L840000	12-014	Core		☐	☐	☐
93.50	95.00	1.50	GRN	1.50	100	L840001	12-014	Core		☐	☐	☐
95.00	95.90	0.90	GRN	0.90	100	L840003	12-014	Core		☐	☐	☐
95.90	96.60	0.70	GRN	0.65	93	L840004	12-014	Core		☐	☐	☐
96.60	98.00	1.40	GRN	1.35	96	L840005	12-015	Core		☐	☐	☐
98.00	100.00	2.00	GRN	1.80	90	L840006	12-015	Core		☐	☐	☐
100.00	101.20	1.20	GRN	1.10	92	L840007	12-015	Core		☐	☐	☐

From (m)	To (m)	Interval (m)	Recovery (m)	Recovery %	RQD	RQD %	Reactivity	Hardness	Weathering	Comments
0.00	5.39	5.39	0	0	0.00	0	--	--	--	
5.39	8.23	2.84	2.84	100	1.48	52	0R	4H	3W	
8.23	11.28	3.05	3.05	100	2.47	81	0R	4H	2W	
11.28	14.33	3.05	3.05	100	1.78	58	0R	4H	3W	
14.33	17.37	3.04	3.04	100	2.61	86	0R	4H	3W	
17.37	20.42	3.05	3.05	100	2.70	89	0R	4H	1W	
20.42	23.47	3.05	3.05	100	2.55	84	0R	4H	1W	
23.47	26.52	3.05	3.05	100	2.81	92	0R	4H	1W	
26.52	29.57	3.05	3.05	100	2.69	88	0R	4H	1W	
29.57	32.61	3.04	3.04	100	2.61	86	0R	4H	2W	
32.61	35.66	3.05	3.05	100	2.45	80	0R	4H	2W	
35.66	38.71	3.05	3.05	100	2.38	78	0R	4H	2W	
38.71	41.76	3.05	3.05	100	1.97	65	0R	4H	1W	
41.76	44.81	3.05	3.05	100	2.17	71	0R	4H	1W	
44.81	47.85	3.04	3.04	100	2.65	87	0R	4H	1W	
47.85	50.91	3.06	3.06	100	2.43	79	0R	4H	1W	
50.91	53.95	3.04	3.04	100	2.06	68	0R	4H	1W	
53.95	57.00	3.05	3.05	100	2.88	94	0R	4H	1W	
57.00	60.05	3.05	3.05	100	2.94	96	0R	4H	1W	
60.05	63.09	3.04	3.04	100	2.64	87	0R	4H	1W	
63.09	66.14	3.05	3.05	100	2.87	94	0R	4H	1W	
66.14	69.19	3.05	3.05	100	2.46	81	0R	4H	1W	
69.19	72.24	3.05	3.05	100	2.43	80	0R	4H	1W	
72.24	75.29	3.05	3.05	100	1.55	51	0R	4H	2W	
75.29	78.33	3.04	3.04	100	2.64	87	0R	4H	1W	
78.33	81.38	3.05	3.05	100	1.89	62	0R	4H	2W	
81.38	84.43	3.05	3.05	100	1.77	58	0R	4H	1W	
84.43	87.48	3.05	3.05	100	2.54	83	0R	4H	1W	
87.48	90.53	3.05	3.05	100	1.27	42	0R	4H	1W	

From (m)	To (m)	Interval (m)	Recovery (m)	Recovery %	RQD	RQD %	Reactivity	Hardness	Weathering	Comments
90.53	93.57	3.04	3.04	100	1.54	51	1R	3H	2W	
93.57	96.62	3.05	3.05	100	0.97	32	1R	3H	2W	
96.62	99.67	3.05	3.05	100	0.79	26	0R	2H	4W	
99.67	102.72	3.05	3.05	100	2.63	86	0R	4H	2W	
102.72	105.76	3.04	3.04	100	2.33	77	0R	4H	2W	
105.76	108.81	3.05	3.05	100	2.39	78	0R	4H	1W	
108.81	111.86	3.05	3.05	100	2.28	75	0R	4H	1W	
111.86	114.91	3.05	3.05	100	2.19	72	0R	4H	1W	
114.91	117.96	3.05	3.05	100	2.01	66	0R	4H	1W	
117.96	121.01	3.05	3.05	100	2.41	79	0R	4H	1W	EOH

Depth (m)	Magnetic Susceptibility	Rock Type	Comments
0	0	CAS	Casing
1	0	CAS	Casing
2	0	CAS	Casing
3	0	CAS	Casing
4	0	CAS	Casing
5	0	CAS	Casing
6	0.33	GRN	
7	0.15	GRN	
8	0.13	GRN	
9	0.94	GRN	
10	0.11	GRN	
11	0.15	GRN	
12	0.07	GRN	
13	0.05	GRN	
14	0.11	GRN	
15	0.11	GRN	
16	0.11	GRN	
17	0.12	GRN	
18	0.14	GRN	
19	0.1	GRN	
20	0.09	GRN	
21	0.55	GRN	
22	0.17	GRN	
23	0.22	GRN	
24	0.23	GRN	
25	0.14	GRN	
26	0.06	GRN	
27	0.16	GRN	
28	0.18	GRN	
29	0.06	GRN	
30	0.15	GRN	
31	0.07	GRN	
32	0.07	GRN	
33	0.17	GRN	
34	0.19	GRN	
35	0.28	GRN	
36	0.04	GRN	
36	0.04	GRN	
37	0.08	GRN	
38	0.1	GRN	
39	0.74	GRN	
40	0.08	GRN	
41	0.06	GRN	
42	0.11	GRN	
43	0.14	GRN	
44	0.22	GRN	
45	0.14	GRN	
46	0.46	GRN	
47	0.09	GRN	
48	0.18	GRN	
49	0	GRN	Broken
50	0.09	GRN	
51	0.08	GRN	
52	0.41	GRN	
53	0.1	GRN	
54	0.15	GRN	
55	0.19	GRN	
56	0.08	GRN	

Depth (m)	Magnetic Susceptibility	Rock Type	Comments
57	0.15	GRN	
58	0.05	GRN	
59	0.16	GRN	
60	0.05	GRN	
61	0.15	GRN	
62	0.06	GRN	
63	0.16	GRN	
64	0.13	GRN	
65	0.11	GRN	
66	0.14	GRN	
67	0.21	GRN	
68	0.08	GRN	
69	0.5	GRN	
70	0.05	GRN	
71	0.94	GRN	
72	0.15	GRN	
73	0.16	GRN	
74	0.21	GRN	
75	0	GRN	Broken
76	0.11	GRN	
77	0.39	GRN	
78	0.05	GRN	
79	0.24	GRN	
80	0.18	GRN	
81	0.2	GRN	
82	0.06	GRN	
83	0	GRN	Broken
84	0	GRN	Broken
85	0.38	GRN	
86	0.33	GRN	
87	0.05	GRN	

Depth (m)	Magnetic Susceptibility	Unit	Comments
88	0.07	GRN	
88	0.07	GRN	
89	0	GRN	Broken
90	0.15	GRN	
91	0	GRN	Broken
92	0.2	GRN	
93	0.07	GRN	
94	0.85	GRN	
95	0.37	GRN	
96	0.15	GRN	
97	0	GRN	Broken
98	0.33	GRN	
99	0	GRN	Broken
100	0.05	GRN	
101	0	GRN	Broken
102	0.26	GRN	
103	0	GRN	Broken
104	0.74	GRN	
105	0.06	GRN	
106	0.15	GRN	
107	0.27	GRN	
108	0.17	GRN	
109	0.05	GRN	
110	0.06	GRN	
111	0.35	GRN	
112	0.13	GRN	
113	0.4	GRN	
114	0.04	GRN	
115	0.16	GRN	
116	0.12	GRN	
117	0.14	GRN	

Depth (m)	Magnetic Susceptibility	Rock Type	Comments
118	0.23	GRN	
119	0.6	GRN	
120	0.05	GRN	
121	0.07	GRN	EOH

Depth (m)	Magnetic Susceptibility	Unit	Comments

Hole Name

Hole Name	From (m)	Length (m)	Core Size	Rock Type	Weight in Air (g)	Weight in Water (g)	Density (g/cm3)	Specific Gravity	Comments
HAM-12-013									
	15	13.5	NQ	GRN	744.9	463.9	2.7	2.7	Granite
	45	14.4	NQ	GRN	782.8	487.2	2.7	2.7	Granite
	99.2	19	NQ	GRN	990.5	615.2	2.6	2.6	Granite - bleached

Keg - Silver Range

Archer, Cathro & Associates (1981) Limited

Grid East	Grid North	Easting	Northing	Elevation	Depth (m)
09+935 NE	10+025 NW	595466	6918444	1514.77	10.07

ZONE: Hammer

SECTION:

HOLE: HAM-12-014

CLAIM: YD155445

Contractor: Platinum

Drill: 1

Core Size: NQ

Casing Depth: 3.9m, Out

Drilling Dates: Jul 08 - Jul 09, 2012

Geology Logged By: G. Titley

SURVEY			
Depth (m)	Azimuth	Dip	Method
0	78	-45	Compass
10	78	-45	Compass

TARGET:

SUMMARY			
From (m)	To (m)	Interval (m)	Rock Type
0	3.9	3.9	CAS
3.9	10.07	6.17	GRN

SAMPLES	
Numbers:	
Total:	1
Batch:	
Certificates:	

COMMENTS

Stopped because of the overburden.

Box Log

HAM-12-014

Silver Range
Hammer Zone

Archer,Cathro & Associates (1981) Limited

Box Number	From (m)	To (m)
1	3.9	9.22
2	9.22	10.07

Box Number	From (m)	To (m)

Box Number	From (m)	To (m)

HAM-12-014

From (m)	To (m)	Interval (m)	Rock Type	Grain Size	Description	Shade	Colour	Texture	Alteration	Intensity	Mineral	Conc.
0.00	3.90	3.90	CAS	MG	Casing.							
						--	--	---	---	--	--	0
3.90	10.07	6.17	GRN	MG	Broken and rubbly medium grey granite.							
						MD	GY	PH	---	--	--	0

From (m)	To (m)	Interval (m)	Recovery (m)	Recovery %	RQD	RQD %	Reactivity	Hardness	Weathering	Comments
0.00	3.90	3.90	3.9	100	0.00	0	--	--	--	
3.90	5.17	1.27	1.27	100	0.24	19	0R	4H	2W	
5.17	8.22	3.05	3.05	100	0.48	16	0R	4H	3W	
8.22	10.07	1.85	1.85	100	0.63	34	0R	4H	2W	EOH

HAM-12-014

Depth (m)	Magnetic Susceptibility	Rock Type	Comments
1	0	CAS	Whole hole is Rubble - no magnetics

Depth (m)	Magnetic Susceptibility	Unit	Comments

Keg - Silver Range

Archer, Cathro & Associates (1981) Limited

Grid East	Grid North	Easting	Northing	Elevation	Depth (m)
09+935 NE	10+025 NW	595466	6918444	1514.77	239.87

ZONE: Hammer

SECTION:

HOLE: HAM-12-015

CLAIM: YD155445

Contractor: Platinum

Drill: 1

Core Size: NQ

Casing Depth: 5.54m, Out

Drilling Dates: Jul 09 - Jul 12, 2012

Geology Logged By: R. Avram

SURVEY			
Depth (m)	Azimuth	Dip	Method
0	80	-55	Compass
239.57	86	-53.5	Ranger

TARGET:

SUMMARY			
From (m)	To (m)	Interval (m)	Rock Type
0	5.54	5.54	CAS
5.54	38.64	33.1	GRN
38.64	43.52	4.88	AND
43.52	52.25	8.73	GRN
52.25	53.33	1.08	AND
53.33	140.2	86.87	GRN
140.2	141.44	1.24	GRN
141.44	198.5	57.06	GRN
198.5	204.3	5.8	GRN
204.3	210.3	6	GRN
210.3	218.54	8.24	GRN
218.54	224.4	5.86	GRN
224.4	239.87	15.47	GRN

SAMPLES	
Numbers:	L840008 to L840071
Total:	68
Batch:	015, 016
Certificates:	WH12165400, WH12166676

COMMENTS

Steeper redrill of 14. Mineralisation, if not otherwise specified, occurs as a black powder which is probably a mix of very fine grained sulphides, sulphosalts and oxides.

Box Log

HAM-12-015

Silver Range
Hammer Zone

Archer,Cathro & Associates (1981) Limited

Box Number	From (m)	To (m)
1	4.54	9.77
2	9.77	15.19
3	15.19	20.22
4	20.22	25.81
5	25.81	31.48
6	31.48	36.94
7	36.94	42.48
8	42.48	47.98
9	47.98	53.72
10	53.72	59.41
11	59.41	65.06
12	65.06	70.06
13	70.06	75.93
14	75.93	81.38
15	81.38	87.03
16	87.03	92.64
17	92.64	98.47
18	98.47	103.57
19	103.57	109.2
20	109.2	114.91
21	114.91	120.7
22	120.7	126.45
23	126.45	132.11
24	132.11	137.41
25	137.41	142.75
26	142.75	148.44
27	148.44	154
28	154	159.41
29	159.41	165.1
30	165.1	170.62
31	170.62	176.3
32	176.3	182.04
33	182.04	188
34	188	193.69
35	193.69	199.26
36	199.26	204.97
37	204.97	210.58
38	210.58	216.18
39	216.18	221.58
40	221.58	227.03
41	227.03	232.35
42	232.35	237.75
43	237.75	239.87

Box Number	From (m)	To (m)

From (m)	To (m)	Interval (m)	Rock Type	Grain Size	Description	Shade	Colour	Texture	Alteration	Intensity	Mineral	Conc.
0.00	5.54	5.54	CAS	--	Casing.							
						--	--	---	---	--	--	0
5.54	19.60	14.06	GRN	MG	Weakly oxidized, tracely argillic granite.							
						DK	GY	PH	OXI	2I	--	0
									ARG	1I		
19.60	20.96	1.36	GRN	MG	Intensely bleached, tracely oxidized granite with 7 hairline dark grey veinlets oriented at 30-45° TCA.							
						LT	WH	PH	OXI	1I	Un	0.5
						LT	GY		BLE	5I		
20.96	21.20	0.24	GRN	MG	As above but with 3 smoked quartz veinlets up to 2cm thick at 55° TCA.							
						LT	WH	PH	OXI	1I	Un	2
						LT	GY		BLE	5I		
21.20	21.40	0.20	QVN	CG	Laminated, smokey and buffed 55° TCA quartz vein with 1cm thick pink carbonate at lower contact with granite. Vuggy mineralisation is fine disseminated in quartz and carbonate gangue.							
						LT	PK					
						DK	GN	LA	---	--	Un	10
						DK	BR					
21.40	24.00	2.60	GRN	MG	Weakly oxidized, tracely argillic granite.							
						MD	GY	PH	OXI	2I	--	0
									ARG	1I		
24.00	32.50	8.50	GRN	MG	Bleached granite with 8 smoked quartz veinlets at 45° TCA with weak sulphides.							
						LT	GY	PH	OXI	2I	Un	2
						LT	WH		BLE	4I		
									ARG	2I		
									SIL	2I		
32.50	33.63	1.13	RHY	VF	Quartz porphyry; microporyritic to aphanitic grey to buff brown rhyolite with crackled and silicified mineralised sections between 32.7 and 33.3. Lower contact with grantie is 1cm of gouge at 30° TCA.							

From (m)	To (m)	Interval (m)	Rock Type	Grain Size	Description	Shade	Colour	Texture	Alteration	Intensity	Mineral	Conc.
						LT	GY	PO	BLE	5I	Un	3
						LT	BR	---				
33.63	38.64	5.01	GRN	MG	Granite.							
						MD	GY	PH	---	--	--	0
38.64	43.52	4.88	AND	VF	Melanocratic, micro-porphyritic to aphanitic dark green andesite dyke with trace disseminated pyrite and hairline calcite infilled veinlets. The rock fizzes with application of dilute HCl.							
						DK	GN	PO	---	--	Un	1
43.52	52.25	8.73	GRN	MG	Granite.							
						MD	GY	PH	---	--	--	0
52.25	53.33	1.08	AND	VF	Melanocratic, micro-porphyritic to aphanitic dark green andesite dyke with trace disseminated pyrite and hairline calcite infilled veinlets. The rock fizzes with application of dilute HCl							
						DK	GN	PO	---	--	--	0
53.33	140.20	86.87	GRN	MG	Mostly fresh granite with occasional fractures at 30-45° TCA with oxides and carbonates ocassionally on said fractures.							
						MD	GY	PH	OXI	1I	Un	0.1
									ARG	1I		
140.20	140.80	0.60	GRN	MG	Weakly oxidized granite with a few hairline-2mm thick dark grey veinlets.							
						LT	GY	PH	OXI	2I	Un	0.1
						LT	RD		BLE	1I		
140.80	140.88	0.08	QVN	MG	Vuggy, smoked quartz vein with an earthy intensely oxidized contact at 50° TCA.,							
						MD	GY	VU	OXI	4I	Un	5
140.88	141.44	0.56	GRN	MG	Strongly oxidized granite.							
						LT	GY	PH	OXI	4I	--	0
						LT	RD		BLE	1I		
141.44	198.50	57.06	GRN	MG	Granite with occasional hairline-2mm thick dark grey veinlets and bleached sections up to 2.5m long with weakly mineralised vienlets present in the lower quarter of the interval.							
						MD	GY	PH	BLE	1I	Un	0.1

From (m)	To (m)	Interval (m)	Rock Type	Grain Size	Description	Shade	Colour	Texture	Alteration	Intensity	Mineral	Conc.
198.50	199.24	0.74	GRN	MG	Strongly bleached granite with eight up to 2mm thick quartz-carbonate veinlets with sulphide infill.							
						LT	GY	PH	BLE	4I	Un	5
						LT	BR		OXI	1I		
						LT	PK		SIL	1I		
199.24	199.80	0.56	QVN	MG	Laminated 45° TCA quartz (40%) vein intercalated with wallrock (50%) and with sulphides (5%) and white and pink carbonate (5%).							
						MD	GY	LA	---	--	Un	5
						LT	WH					
						LT	PK					
199.80	204.30	4.50	GRN	MG	Strongly bleached granite with 25 up to 1cm thick quartz-carbonate veinlets with fair sulphide infill at 45-55° TCA.							
						LT	GY	PH	BLE	4I	Un	2
						LT	PK					
						LT	BR					
204.30	210.30	6.00	GRN	MG	Granite with up to 40cm large weakly bleached sections and scattered sulphide carrying veinlets.							
						MD	GY	PH	BLE	1I	Un	0.5
						LT	GY					
210.30	218.54	8.24	GRN	MG	Light to medium grey, strongly bleached granite with trace oxidation on fractures and with sulphide carrying calcite veinlets as well as argillic, gougy fractures and 5-10cm intervals.							
						MD	GY		ARG	1I		
						LT	GY	PH	BLE	4I	Un	1
218.54	219.01	0.47	MX	FG	Massive 10cm thick sulphide vein. Sulphides (in order of highest to lowest concentration) are sphalerite, pyrite, galena, arsenopyrite? And possibly others that are to powdery to identify. The gangue is a smoked quartz that makes up around 10% of the total vein. The pyrite occurs as an up to 2cm large fine grained conchoidallly fracturing aggregate; the sphalerite is a fine grained irregular aggregate up to 2cm large engulphing medium grained galena aggregates up to 5mm large; the unknown mineralisation is powdery and medium grey to dark brown.							

From (m)	To (m)	Interval (m)	Rock Type	Grain Size	Description	Shade	Colour	Texture	Alteration	Intensity	Mineral	Conc.
						MD	SI				Sp	25
						MD	BR				Gn	10
						DK	BN	---	SIL	3I	Py	50
											Qz	10
											Un	5
219.01	221.90	2.89	GRN	MG	Hydrothermally altered granite featuring intense bleaching, moderate oxidation and trace claying. The interval also contains 4 mineralised quartz veinlets up to 5cm thick.							
						LT	GY	PH	BLE	4I	Un	4
						LT	WH		OXI	3I		
						LT	RD		ARG	1I		
221.90	222.33	0.43	MX	FG	Massive 28cm thick sulphide vein. Sulphides (in order of highest to lowest concentration) are sphalerite, pyrite, galena, arsenopyrite? And possibly others that are to powdery to identify. The gangue is a smoked quartz that makes up around 10% of the total vein. The pyrite occurs as an up to 2cm large fine grained conchoidallly fracturing aggregate; the sphalerite is a fine grained irregular aggregate up to 2cm large engulphing medium grained galena aggregates up to 5mm large; the unknown mineralisation is powdery and medium grey to dark brown.							
						MD	BR				Sp	25
						MD	SI				Gn	10
						DK	BN	---	SIL	3I	Py	50
											Qz	10
											Un	5
222.33	224.40	2.07	GRN	MG	Hydrothermally altered granite featuring intense bleaching, moderate oxidation and trace claying. The interval also contains 1 mineralised quartz veinlet up to 3cm thick.							
						LT	GY	PH	BLE	5I	Un	3
						LT	WH		OXI	3I		
						LT	RD		ARG	1I		
224.40	236.00	11.60	GRN	MG	Matrix conprises occasional nests with dark grey, sometimes brown powder (sulphides and oxides?) suggesting a weak porphyry style mineralisation.							

From (m)	To (m)	Interval (m)	Rock Type	Grain Size	Description	Shade	Colour	Texture	Alteration	Intensity	Mineral	Conc.
						MD	GY	PO	BLE	2I	Un	0.7
						LT	GY					
236.00	239.87	3.87	GRN	MG	Granite with up to 1m large sections of weak to strong bleaching and with scattered hairline-2mm thick dark grey mineralised veinlets at 30-70° TCA as well as weakly disseminated dark grey mineralisation.							
						MD	GY					
						LT	GY	PH	BLE	2I	Un	0.5

Sample Log

HAM-12-015

Silver Range
Hammer Zone

Archer,Cathro & Associates (1981) Limited

From (m)	To (m)	Interval (m)	Rock Type	Recovery (m)	Recovery %	Sample Number	BatchName	Batch Class	Standard	Blank	1/4 Dup	Coarse Dup
0.00	0.00	0.00	-QC-	0.00	0	L840071	12-016	Core	ME8	☐	☐	☐
0.00	0.00	0.00	-QC-	0.00	0	L840015	12-015	Core		☑	☐	☐
0.00	0.00	0.00	-QC-	0.00	0	L840023	12-015	Core		☑	☐	☐
0.00	0.00	0.00	-QC-	0.00	0	L840031	12-015	Core	ME8	☐	☐	☐
0.00	0.00	0.00	-QC-	0.00	0	L840045	12-016	Core		☑	☐	☐
0.00	0.00	0.00	-QC-	0.00	0	L840049	12-016	Core	PL1	☐	☐	☐
0.00	0.00	0.00	-QC-	0.00	0	L840062	12-016	Core		☑	☐	☐
0.00	0.00	0.00	-QC-	0.00	0	L840009	12-015	Core	PL1	☐	☐	☐
16.60	19.60	3.00	GRN	2.80	93	L840008	12-015	Core		☐	☐	☐
19.60	20.90	1.30	GRN	1.25	96	L840010	12-015	Core		☐	☐	☐
20.90	21.45	0.55	GRN	0.53	96	L840011	12-015	Core		☐	☐	☐
21.45	24.10	2.65	GRN	2.60	98	L840012	12-015	Core		☐	☐	☐
24.10	25.10	1.00	GRN	1.00	100	L840013	12-015	Core		☐	☐	☐
25.10	26.10	1.00	GRN	1.00	100	L840014	12-015	Core		☐	☐	☐
26.10	28.00	1.90	GRN	1.80	95	L840016	12-015	Core		☐	☐	☐
28.00	30.00	2.00	GRN	1.90	95	L840017	12-015	Core		☐	☐	☐
30.00	31.10	1.10	GRN	1.05	95	L840018	12-015	Core		☐	☐	☐
31.10	32.45	1.35	GRN	1.30	96	L840019	12-015	Core		☐	☐	☐
31.10	32.45	1.35	GRN	1.30	96	L840020	12-015	Core		☐	☑	☐
32.45	33.20	0.75	GRN	0.75	100	L840021	12-015	Core		☐	☐	☐
33.20	33.70	0.50	GRN	0.48	96	L840022	12-015	Core		☐	☐	☐
33.70	36.70	3.00	GRN	2.95	98	L840024	12-015	Core		☐	☐	☐
36.70	39.70	3.00	GRN	3.00	100	L840025	12-015	Core		☐	☐	☐
139.00	140.60	1.60	GRN	1.55	97	L840026	12-015	Core		☐	☐	☐
140.60	141.10	0.50	GRN	0.48	96	L840027	12-015	Core		☐	☐	☐
141.10	141.70	0.60	GRN	0.55	92	L840028	12-015	Core		☐	☐	☐
141.70	144.70	3.00	GRN	3.00	100	L840029	12-015	Core		☐	☐	☐

From (m)	To (m)	Interval (m)	Rock Type	Recovery (m)	Recovery %	Sample Number	BatchName	Batch Class	Standard	Blank	1/4 Dup	Coarse Dup
144.70	147.00	2.30	GRN	2.30	100	L840030	12-015	Core		☐	☐	☐
147.00	150.00	3.00	GRN	3.00	100	L840032	12-015	Core		☐	☐	☐
150.00	153.00	3.00	GRN	3.00	100	L840033	12-015	Core		☐	☐	☐
185.00	188.00	3.00	GRN	2.62	87	L840034	12-015	Core		☐	☐	☐
185.00	188.00	3.00	GRN	2.62	87	L840035	12-015	Core		☐	☐	☑
188.00	191.00	3.00	GRN	2.70	90	L840036	12-015	Core		☐	☐	☐
191.00	194.00	3.00	GRN	2.40	80	L840037	12-015	Core		☐	☐	☐
194.00	197.00	3.00	GRN	2.80	93	L840038	12-015	Core		☐	☐	☐
197.00	198.50	1.50	GRN	1.40	93	L840039	12-015	Core		☐	☐	☐
198.50	199.17	0.67	GRN, GRN	0.65	97	L840040	12-015	Core		☐	☐	☐
199.17	199.90	0.73	GRN	0.70	96	L840041	12-016	Core		☐	☐	☐
199.90	202.00	2.10	GRN	1.85	88	L840042	12-016	Core		☐	☐	☐
202.00	203.30	1.30	GRN	1.13	87	L840043	12-016	Core		☐	☐	☐
203.30	203.80	0.50	GRN	0.46	92	L840044	12-016	Core		☐	☐	☐
203.80	206.80	3.00	GRN	2.52	84	L840046	12-016	Core		☐	☐	☐
206.80	209.80	3.00	GRN	2.95	98	L840047	12-016	Core		☐	☐	☐
209.80	211.00	1.20	GRN	1.05	88	L840048	12-016	Core		☐	☐	☐
211.00	211.50	0.50	GRN	0.50	100	L840050	12-016	Core		☐	☐	☐
211.50	213.50	2.00	GRN	0.50	25	L840051	12-016	Core		☐	☐	☐
213.50	215.00	1.50	GRN	1.00	67	L840052	12-016	Core		☐	☐	☐
215.00	216.50	1.50	GRN	1.00	67	L840053	12-016	Core		☐	☐	☐
216.50	218.70	2.20	GRN	1.50	68	L840054	12-016	Core		☐	☐	☐
218.70	219.20	0.50	GRN	0.50	100	L840055	12-016	Core		☐	☐	☐
218.70	219.20	0.50	GRN	0.50	100	L840056	12-016	Core		☐	☐	☑
219.20	219.90	0.70	GRN	0.70	100	L840057	12-016	Core		☐	☐	☐
219.90	220.75	0.85	GRN	0.85	100	L840058	12-016	Core		☐	☐	☐
220.75	221.40	0.65	GRN	0.50	77	L840059	12-016	Core		☐	☐	☐
221.40	221.90	0.50	GRN	0.50	100	L840060	12-016	Core		☐	☐	☐

From (m)	To (m)	Interval (m)	Rock Type	Recovery (m)	Recovery %	Sample Number	BatchName	Batch Class	Standard	Blank	1/4 Dup	Coarse Dup
221.90	222.40	0.50	GRN	0.50	100	L840061	12-016	Core		☐	☐	☐
222.40	223.10	0.70	GRN	0.70	100	L840063	12-016	Core		☐	☐	☐
223.10	224.10	1.00	GRN	1.00	100	L840064	12-016	Core		☐	☐	☐
224.10	227.00	2.90	GRN	2.90	100	L840065	12-016	Core		☐	☐	☐
227.00	230.00	3.00	GRN	3.00	100	L840066	12-016	Core		☐	☐	☐
227.00	230.00	3.00	GRN	3.00	100	L840067	12-016	Core		☐	☑	☐
230.00	233.00	3.00	GRN	3.00	100	L840068	12-016	Core		☐	☐	☐
233.00	236.00	3.00	GRN	3.00	100	L840069	12-016	Core		☐	☐	☐
236.00	239.00	3.00	GRN	3.00	100	L840070	12-016	Core		☐	☐	☐

From (m)	To (m)	Interval (m)	Recovery (m)	Recovery %	RQD	RQD %	Reactivity	Hardness	Weathering	Comments
0.00	4.54	4.54	4.54	100	0.00	0	--	--	--	
4.54	5.18	0.64	0.64	100	0.00	0	0R	4H	2W	
5.18	8.23	3.05	3.05	100	1.03	34	0R	4H	2W	
8.23	11.28	3.05	3	98	1.79	59	0R	4H	1W	
11.28	14.33	3.05	2.96	97	1.14	37	0R	4H	2W	
14.33	17.37	3.04	3.04	100	0.79	26	0R	4H	3W	
17.37	20.42	3.05	3.05	100	1.68	55	0R	3H	3W	
20.42	23.47	3.05	3.05	100	1.35	44	0R	3H	4W	
23.47	26.52	3.05	3.05	100	1.13	37	0R	3H	3W	
26.52	29.57	3.05	3.05	100	2.08	68	0R	2H	3W	
29.57	32.61	3.04	3.04	100	1.39	46	0R	3H	3W	
32.61	35.66	3.05	3.05	100	1.42	47	0R	3H	3W	
35.66	38.71	3.05	3.05	100	2.84	93	0R	4H	1W	
38.71	41.76	3.05	3.05	100	1.91	63	4R	4H	1W	
41.76	44.81	3.05	3.05	100	1.01	33	4R	3H	2W	
44.81	47.85	3.04	3.04	100	1.56	51	1R	4H	2W	
47.85	50.90	3.05	2.95	97	2.10	69	1R	4H	1W	
50.90	53.95	3.05	3.05	100	2.22	73	4R	3H	1W	
53.95	57.00	3.05	3.05	100	2.26	74	0R	4H	1W	
57.00	60.05	3.05	3.05	100	2.48	81	0R	4H	1W	
60.05	63.09	3.04	3.04	100	2.98	98	0R	4H	1W	
63.09	66.14	3.05	3.02	99	2.19	72	0R	4H	1W	
66.14	69.19	3.05	3.05	100	2.36	77	0R	4H	1W	
69.19	72.24	3.05	3.05	100	2.16	71	0R	4H	2W	
72.24	75.29	3.05	3.05	100	1.92	63	0R	4H	1W	
75.29	78.33	3.04	3.04	100	2.18	72	0R	4H	1W	
78.33	81.38	3.05	3.05	100	2.51	82	0R	4H	1W	
81.38	84.43	3.05	3.05	100	2.59	85	0R	4H	1W	
84.43	87.48	3.05	3.05	100	2.63	86	0R	4H	1W	

From (m)	To (m)	Interval (m)	Recovery (m)	Recovery %	RQD	RQD %	Reactivity	Hardness	Weathering	Comments
87.48	90.53	3.05	3.05	100	2.68	88	0R	4H	1W	
90.53	93.57	3.04	3.04	100	2.01	66	0R	4H	1W	
93.57	96.62	3.05	3.05	100	1.74	57	0R	4H	2W	
96.62	99.67	3.05	3.05	100	1.74	57	0R	4H	2W	
99.67	102.72	3.05	3.05	100	1.04	34	0R	4H	2W	
102.72	105.77	3.05	2.89	95	2.39	78	0R	4H	1W	
105.77	108.81	3.04	3	99	2.35	77	0R	4H	1W	
108.81	111.86	3.05	3.04	100	2.49	82	0R	4H	1W	
111.86	114.91	3.05	2.98	98	2.42	79	0R	4H	1W	
114.91	117.96	3.05	2.97	97	2.36	77	0R	4H	1W	
117.96	121.01	3.05	3.03	99	2.19	72	0R	4H	1W	
121.01	124.05	3.04	2.99	98	2.03	67	0R	4H	1W	
124.05	127.10	3.05	3.04	100	2.76	90	0R	4H	1W	
127.10	130.15	3.05	3	98	2.77	91	0R	4H	1W	
130.15	133.20	3.05	2.76	90	0.88	29	0R	4H	2W	
133.20	136.25	3.05	2.9	95	2.08	68	0R	4H	2W	
136.25	139.29	3.04	2.96	97	2.26	74	0R	4H	1W	
139.29	142.34	3.05	2.99	98	2.22	73	0R	3H	3W	
142.34	145.39	3.05	2.92	96	2.65	87	0R	4H	2W	
145.39	148.44	3.05	2.97	97	2.36	77	0R	4H	1W	
148.44	151.49	3.05	2.96	97	1.92	63	0R	4H	1W	
151.49	154.53	3.04	2.98	98	2.58	85	0R	4H	1W	
154.53	157.58	3.05	2.99	98	2.82	92	0R	4H	1W	
157.58	160.63	3.05	3.05	100	2.52	83	0R	4H	1W	
160.63	163.68	3.05	3.05	100	2.55	84	0R	4H	1W	
163.68	166.73	3.05	3.05	100	2.65	87	0R	4H	1W	
166.73	169.77	3.04	3.04	100	2.46	81	0R	4H	1W	
169.77	172.82	3.05	3.05	100	2.59	85	0R	4H	1W	
172.82	175.87	3.05	3.05	100	2.17	71	0R	4H	1W	
175.87	178.92	3.05	3.05	100	2.68	88	0R	4H	1W	
178.92	181.97	3.05	3.05	100	2.57	84	0R	4H	1W	

From (m)	To (m)	Interval (m)	Recovery (m)	Recovery %	RQD	RQD %	Reactivity	Hardness	Weathering	Comments
181.97	185.01	3.04	3.04	100	2.67	88	0R	4H	1W	
185.01	188.06	3.05	3.05	100	2.64	87	0R	4H	1W	
188.06	191.11	3.05	3.05	100	2.70	89	0R	4H	1W	
191.11	194.16	3.05	3.05	100	2.43	80	0R	4H	1W	
194.16	197.21	3.05	3.05	100	2.83	93	0R	4H	1W	
197.21	200.25	3.04	3.04	100	2.73	90	0R	3H	1W	
200.25	203.30	3.05	3.05	100	2.28	75	0R	3H	1W	
203.30	206.35	3.05	3.05	100	2.52	83	0R	4H	1W	
206.35	209.40	3.05	3.05	100	2.96	97	0R	4H	1W	
209.40	212.45	3.05	3.05	100	2.66	87	0R	4H	1W	
212.45	215.49	3.04	3.04	100	2.01	66	0R	3H	1W	
215.49	218.54	3.05	3.05	100	2.04	67	0R	3H	1W	
218.54	221.58	3.04	3.04	100	1.44	47	0R	3H	4W	
221.58	224.63	3.05	3.05	100	1.67	55	0R	3H	3W	
224.63	227.68	3.05	3.05	100	2.17	71	0R	4H	4W	
227.68	230.73	3.05	3.05	100	2.41	79	0R	4H	4W	
230.73	233.78	3.05	3.05	100	2.35	77	0R	4H	4W	
233.78	236.82	3.04	3	99	2.45	81	0R	4H	4W	
236.82	239.87	3.05	3.05	100	2.79	91	0R	4H	4W	EOH

Depth (m)	Magnetic Susceptibility	Rock Type	Comments
0	0	CAS	casing
1	0	CAS	casing
2	0	CAS	casing
3	0	CAS	casing
4	0	CAS	casing
5	0.07	CAS	
6	0.43	GRN	
7	0	GRN	rubble
8	0.12	GRN	
9	0.44	GRN	
10	0.23	GRN	
11	0.05	GRN	
12	0.07	GRN	
13	0	GRN	broken
14	0.19	GRN	
15	0.47	GRN	
16	0.29	GRN	
17	0	GRN	broken
18	0.07	GRN	
19	0.27	GRN	
20	0	GRN	broken
21	0.06	GRN	
22	0.04	GRN	
23	0.95	GRN	
24	0	GRN	broken
25	0.28	GRN	
26	0.33	GRN	
27	0.14	GRN	
28	0.26	GRN	

Depth (m)	Magnetic Susceptibility	Unit	Comments
29	0.14	GRN	
30	0.4	GRN	
31	0	GRN	broken
32	0.2	GRN	
33	0	GRN	broken
34	0.3	GRN	
35	0.06	GRN	
36	0.06	GRN	
37	0.12	GRN	
38	0.1	GRN	
39	0.51	AND	
40	0.45	AND	
41	0.11	AND	
42	0.3	AND	
43	0.54	AND	
44	0.13	GRN	
45	0.12	GRN	
46	0.64	GRN	
47	0.11	GRN	
48	0	GRN	broken
49	0.13	GRN	
50	0.13	GRN	
51	0.35	GRN	
52	0.16	GRN	
53	0.5	AND	
54	0.06	GRN	
55	0.17	GRN	
56	0.11	GRN	
57	0.11	GRN	

Depth (m)	Magnetic Susceptibility	Rock Type	Comments
58	0.34	GRN	
59	0.17	GRN	
60	0.09	GRN	
61	0.24	GRN	
62	0.07	GRN	
63	0.66	GRN	
64	0.13	GRN	
65	0.28	GRN	
66	0.2	GRN	
67	0.19	GRN	
68	0.16	GRN	
69	0.14	GRN	
70	0.17	GRN	
71	0.26	GRN	
72	1.19	GRN	
73	0	GRN	broken
74	0	GRN	broken
75	0.45	GRN	
76	0.08	GRN	
77	0	GRN	broken
78	0.46	GRN	
79	0	GRN	broken
80	0.97	GRN	
81	0.15	GRN	
82	0.15	GRN	
83	0.14	GRN	
84	0.07	GRN	
85	0.16	GRN	
86	0.31	GRN	
87	0.24	GRN	
88	0.25	GRN	

Depth (m)	Magnetic Susceptibility	Unit	Comments
89	0.15	GRN	
90	0.15	GRN	
91	0.14	GRN	
92	0.23	GRN	
93	0.07	GRN	
94	0.12	GRN	
95	0.06	GRN	
96	0.07	GRN	
97	0.36	GRN	
98	0.14	GRN	
99	0	GRN	broken
100	0.31	GRN	
101	0	GRN	broken
102	0.16	GRN	
103	0.27	GRN	
104	0.13	GRN	
105	0.64	GRN	
106	0.15	GRN	
107	0.31	GRN	
108	0.38	GRN	
109	0.35	GRN	
110	0.13	GRN	
111	0.11	GRN	
112	0.23	GRN	
113	0.14	GRN	
114	0.15	GRN	
115	0.21	GRN	
116	0.12	GRN	
117	0.12	GRN	
118	0	GRN	broken
119	0.14	GRN	

Depth (m)	Magnetic Susceptibility	Rock Type	Comments
120	0.19	GRN	
121	0.11	GRN	
122	0.12	GRN	
123	0.14	GRN	
124	0.18	GRN	
125	0.2	GRN	
126	0.14	GRN	
127	0.16	GRN	
128	0.17	GRN	
129	0.18	GRN	
130	0.3	GRN	
131	0	GRN	broken
132	0	GRN	broken
133	0	GRN	broken
134	0.14	GRN	
135	0.15	GRN	
136	0.15	GRN	
137	0.2	GRN	
138	0.31	GRN	
139	0.3	GRN	
140	0.11	GRN	
141	0.13	GRN	
142	0.15	GRN	
143	0.15	GRN	
144	0.14	GRN	
145	0.13	GRN	
146	0.11	GRN	
147	0.22	GRN	
148	0.13	GRN	
149	0	GRN	broken
150	0.11	GRN	
151	0.13	GRN	
152	0.13	GRN	
153	0.14	GRN	
154	0	GRN	broken
155	0.19	GRN	
156	0.12	GRN	
157	0.19	GRN	
158	0.13	GRN	
159	0.18	GRN	
160	0.13	GRN	
161	0.81	GRN	
162	0.07	GRN	
163	0.28	GRN	
164	0.06	GRN	
165	0.21	GRN	
166	0.11	GRN	
167	0.14	GRN	
168	0.48	GRN	
169	0.06	GRN	
170	0.39	GRN	
171	0.33	GRN	
172	0.38	GRN	
173	0.42	GRN	
174	0.08	GRN	
175	0.28	GRN	
176	0.13	GRN	
177	0.38	GRN	
178	0.15	GRN	
179	0	GRN	broken
180	0.16	GRN	
181	0.15	GRN	

Depth (m)	Magnetic Susceptibility	Rock Type	Comments
182	0.11	GRN	
183	0.16	GRN	
184	0.13	GRN	
185	0.24	GRN	
186	0.37	GRN	
187	0.15	GRN	
188	0	GRN	broken
189	0.21	GRN	
190	0.17	GRN	
191	0.13	GRN	
192	0.2	GRN	
193	0.19	GRN	
194	0.16	GRN	
195	0.13	GRN	
196	0.21	GRN	
197	0.26	GRN	
198	0.17	GRN	
199	0.26	GRN	
200	0.15	GRN	
201	0	GRN	broken
202	0	GRN	broken
203	0.12	GRN	
204	0.22	GRN	
205	0.14	GRN	
206	0.14	GRN	
207	0.25	GRN	
208	0.12	GRN	
209	0.32	GRN	
210	0.31	GRN	
211	0.33	GRN	
212	0.29	GRN	

Depth (m)	Magnetic Susceptibility	Unit	Comments
213	0.3	GRN	
214	0.23	GRN	
215	0.1	GRN	
216	0	GRN	broken
217	0.17	GRN	
218	0.15	GRN	
219	0.33	GRN	
220	0.1	GRN	
221	0.38	GRN	
222	0.59	GRN	
223	0	GRN	broken
224	0.19	GRN	
225	0.25	GRN	
226	0.16	GRN	
227	0.63	GRN	
228	0.29	GRN	
229	0.16	GRN	
230	0.06	GRN	
231	0.4	GRN	
232	0.06	GRN	
233	0.06	GRN	
234	0.16	GRN	
235	0.06	GRN	
236	0.14	GRN	
237	0.08	GRN	
238	0.17	GRN	
239	0.52	GRN	EOH

Hole Name

Hole Name	From (m)	Length (m)	Core Size	Rock Type	Weight in Air (g)	Weight in Water (g)	Density (g/cm3)	Specific Gravity	Comments
HAM-12-015									
	176	15.2	NQ	GRN	814.7	506.3	2.6	2.6	Bleached granite.
	193.5	16.5	NQ	GRN	888.4	554.3	2.6	2.7	Granite.
	237	15.1	NQ	GRN	809.3	504.3	2.6	2.7	Granite

Keg - Silver Range

Archer, Cathro & Associates (1981) Limited

Grid East	Grid North	Easting	Northing	Elevation	Depth (m)
		595445	6918539	1441.33	279.5

ZONE: Hammer

SECTION: 10+130

HOLE: HAM-12-016

CLAIM: YD155445

Contractor: Platinum

Drill: 1

Core Size: NQ

Casing Depth: 7.7m, Out

Drilling Dates: Jul 14 - Jul 17, 2012

Geology Logged By: R. Avram

SURVEY			
Depth (m)	Azimuth	Dip	Method
0	80	-45	Compass
279.5	86	-43.3	Ranger

TARGET:

SUMMARY			
From (m)	To (m)	Interval (m)	Rock Type
0	7.4	7.4	CAS
7.4	12.2	4.8	GRN
12.2	14.2	2	GRN
14.2	73.7	59.5	GRN
73.7	78.75	5.05	GRN
78.75	188.06	109.31	GRN
188.06	188.7	0.64	AND
188.7	192.14	3.44	GRN
192.14	192.77	0.63	AND
192.77	258.5	65.73	GRN
258.5	277.8	19.3	GRN
277.8	279.5	1.7	GRN

SAMPLES	
Numbers:	L840072 to L840112
Total:	49
Batch:	016, 017
Certificates:	WH12165400, WH12167232

COMMENTS

Box Log

HAM-12-016

Silver Range
Hammer Zone

Archer,Cathro & Associates (1981) Limited

Box Number	From (m)	To (m)
1	7.4	12.42
2	12.42	17.92
3	17.92	23.28
4	23.28	29
5	29	34.73
6	34.73	40.52
7	40.52	46.36
8	46.36	52.03
9	52.03	57.24
10	57.24	62.96
11	62.96	68.66
12	68.66	74.26
13	74.26	80
14	80	85.72
15	85.72	91.37
16	91.37	96.93
17	96.93	102.72
18	102.72	108.56
19	108.56	114.28
20	114.28	119.95
21	119.95	125.81
22	125.81	131.51
23	131.51	137.16
24	137.16	142.96
25	142.96	148.73
26	148.73	154.6
27	154.6	160.54
28	160.54	166.33
29	166.33	172.05
30	172.05	177.87
31	177.87	183.65
32	183.65	189.45
33	189.45	195.04
34	195.04	200.78
35	200.78	206.54
36	206.54	212.22
37	212.22	218
38	218	223.6
39	223.6	229.09
40	229.09	234.81
41	234.81	240.48
42	240.48	246.25
43	246.25	252.06
44	252.06	258
45	258	263.75
46	263.75	269.41
47	269.41	275.07
48	275.07	279.5

Box Number	From (m)	To (m)

From (m)	To (m)	Interval (m)	Rock Type	Grain Size	Description	Shade	Colour	Texture	Alteration	Intensity	Mineral	Conc.
0.00	7.40	7.40	CAS	--	Casing							
						--	--	---	---	--	--	0
7.40	12.20	4.80	GRN	MG	Medium grey granite with trace to moderately oxidized sections and fractures up to 1cm thick with clayed gouge at 30-50° TCA. Mineralisation occurs as fine-grained powdery dark grey infill in siliceous intervals.							
						MD	GY	PH	OXI	2I	Un	0.1
									ARG	1I		
12.20	13.45	1.25	GRN	MG	Strongly oxidized granite with moderate argillic alteration.							
						MD	GY	PH	OXI	4I	Un	0.1
						MD	RD		ARG	3I		
13.45	13.60	0.15	GRN	MG	Strongly silicified section with strong oxidation as well as weak blebby galena, sphalerite, pyrite and chalcopyrite? mineralisation as well as an unknown intensely black mineral occuring in up to 1cm blebs and hairline cracks with pink carbonate.							
						MD	GY	PH	OXI	4I	Un	2
						MD	RD		SIL	4I		
13.60	14.20	0.60	GRN	MG	Strongly oxidized granite with moderate argillic alteration.							
						MD	GY	PH	OXI	4I	Un	0.1
						MD	RD		ARG	3I		
14.20	73.70	59.50	GRN	MG	Medium grey granite with the occasional oxidized or argillic up to 1cm thick fracture infill or envelope.							
						MD	GY	PH	OXI	1I	--	0
									SIL	1I		
73.70	74.56	0.86	GRN	MG	Fairly fractured granite with strong oxidation on fracture planes and in up to 1cm thick fracture envelopes as well as with fair silicification and strong bleachin							
						LT	GY	PH	OXI	3I	--	0

From (m)	To (m)	Interval (m)	Rock Type	Grain Size	Description	Shade	Colour	Texture	Alteration	Intensity	Mineral	Conc.
						LT	BF		BLE	4I		
									SIL	2I		
74.56	76.70	2.14	GRN	MG	Granite with strong oxidation occuring on 1-3cm thick fracture envelopes oriented at 45° TCA.							
						LT	GY	PH	OXI	4I	--	0
						LT	RD		BLE	4I		
76.70	78.75	2.05	GRN	MG	Fairly fractured granite with strong oxidation on fracture planes and in up to 1cm thick fracture envelopes as well as with fair silicification and strong bleachin							
						LT	GY	PH	OXI	3I	--	0
						LT	BF		SIL	2I		
									BLE	4I		
78.75	188.06	109.31	GRN	MG	2 mica granite with local lead mineral creation of foliation.							
						MD	GY	PH	BLE	1I	Un	0.1
188.06	188.70	0.64	AND	FG	Dark grey-green andesite with fine pyrite aggregates in up to 1mm vessicules. Core is extremely strong, takes repeated hammer blows to break.							
						DK	GN	PH	---	--	Py	1
						DK	GY					
188.70	192.14	3.44	GRN	MG	Trace to strongly bleached granite.							
						MD	GY					
						LT	GY	PH	BLE	3I	--	0
192.14	192.77	0.63	AND	FG	Dark grey-green andesite with fine pyrite aggregates in up to 1mm vessicules. Core is extremely strong, takes repeated hammer blows to break.							
						DK	GY	---	---	--	Py	1
						DK	GN					
192.77	219.00	26.23	GRN	MG	2 mica granite with local lead mineral creation of foliation.							
						MD	GY	PH	---	--	--	0
219.00	220.00	1.00	GRN	MG	Strongly bleached interval of 2 mica granite with local lead mineral creation of foliation.							
						LT	GY	PH	BLE	4I	Py	1
									SIL	1I		
									ARG	1I		

From (m)	To (m)	Interval (m)	Rock Type	Grain Size	Description	Shade	Colour	Texture	Alteration	Intensity	Mineral	Conc.
220.00	225.00	5.00	GRN	MG	2 mica granite with local lead mineral creation of foliation.							
						MD	GY	PH	---	--	--	0
225.00	225.80	0.80	GRN	MG	Strongly bleached interval of 2 mica granite with local lead mineral creation of foliation.							
						LT	GY	PH	BLE	4I	Py	1
									ARG	1I		
									SIL	1I		
225.80	250.80	25.00	GRN	MG	2 mica granite with local lead mineral creation of foliation.							
						MD	GY	PH	---	--	--	0
250.80	251.50	0.70	GRN	MG	Strongly bleached interval of 2 mica granite with local lead mineral creation of foliation.							
						LT	GY	PH	BLE	4I	Py	1
									SIL	1I		
									ARG	1I		
251.50	258.50	7.00	GRN	MG	2 mica granite with local lead mineral creation of foliation.							
						MD	GY	PH	---	--	--	0
258.50	260.04	1.54	GRN	MG	Strongly bleached granite with up to 2mm thick quartz-carbonate infilled veinlets with moderate sulphides as well as interstitial mineralisation in the hydrothermally altered granite matrix.							
						LT	GY	PH	BLE	5I	Un	3
									SER	4I		
									ARG	3I		
260.04	260.06	0.02	MX	FG	2cm thick semi-massive sulphide veinlet with pyrite, galena, sphalerite, chalcopyrite and other sulphide/sulphosalt minerals in a quartz gangue with up to 8mm large vugs							
						MD	BR	VU	---	--	Py	40
						DK	GY	VT			Gn	10
											Sp	10
											Cp	2
											Un	8
260.06	262.43	2.37	GRN	MG	Strongly bleached granite with up to 2mm thick quartz-carbonate infilled veinlets with moderate sulphides as well as interstitial mineralisation in the hydrothermally altered granite matrix.							
						LT	GY	PH	BLE	4I	Un	3

From (m)	To (m)	Interval (m)	Rock Type	Grain Size	Description	Shade	Colour	Texture	Alteration	Intensity	Mineral	Conc.
									ARG	3I		
									SER	4I		
262.43	262.71	0.28	MX	FG	28cm thick massive sulphide vein at 50° TCA with 5% quartz gangue. Pyrite occurs as up to 2cm large compact fine-grained aggregates with conchoidal fracturing. Sphalerite and galena occur as up to 1.5cm large medium-grained aggregates bordering each other and often surrounded by pyrite. Chalcopyrite and others (including tetrahedrite) form up to 1cm large fine-grained aggregates.							
						MD	BR	---	---	--	Py	50
						LT	BR				Cp	3
						LT	GY				Sp	20
						DK	GY				Gn	20
											Un	7
262.71	262.91	0.20	GRN	MG	Moderately bleached, buffed granite with 4 vuggy, up to 6mm large quartz veinlets with 15% sulphide infill.							
						LT	GY	PH	BLE	4I	Un	3
						LT	BF					
262.91	263.21	0.30	MX	FG	30cm thick massive sulphide vein at 50° TCA with 5% quartz gangue. Pyrite occurs as up to 2cm large compact fine-grained aggregates with conchoidal fracturing. Sphalerite and galena occur as up to 1.5cm large medium-grained aggregates bordering each other and often surrounded by pyrite. Chalcopyrite and others (including tetrahedrite) form up to 1cm large fine-grained aggregates.							
						MD	GY	MA	---	--	Py	50
											Un	2
											Gn	20
											Sp	20
											Tt	5
											Cp	3
263.21	265.20	1.99	GRN	MG	Strongly bleached granite with intense laminated, smoked quartz intercalation up to 30cm thick.							
						LT	GY	BX	SIL	5I	Un	5
									BLE	4I		

From (m)	To (m)	Interval (m)	Rock Type	Grain Size	Description	Shade	Colour	Texture	Alteration	Intensity	Mineral	Conc.
265.20	266.50	1.30	GRN	MG	40% gougy and 60% brecciated hydrothermally altered granite with fair black powdery mineralisation finely disseminated in the silicified portion of the brecciated granite.							
						LT	GY	BX	ARG	1I	Un	3
								PB	SIL	3I		
266.50	277.80	11.30	GRN	MG	Moderately bleached, sericitic and argillic granite.							
						MD	GN		SER	3I		
						MD	GY		ARG	3I		
						LT	GY	PH	BLE	3I	Un	1
277.80	279.50	1.70	GRN	MG	2 mica granite with local lead mineral creation of foliation and with up to 15cm dark green intervals.							
						MD	GY	PH	---	--	--	0
						DK	GN					

Sample Log

HAM-12-016

Silver Range
Hammer Zone

Archer,Cathro & Associates (1981) Limited

From (m)	To (m)	Interval (m)	Rock Type	Recovery (m)	Recovery %	Sample Number	BatchName	Batch Class	Standard	Blank	1/4 Dup	Coarse Dup
0.00	0.00	0.00	-QC-	0.00	0	L840086	12-017	Core	ME8	☐	☐	☐
0.00	0.00	0.00	-QC-	0.00	0	L840101	12-017	Core		☑	☐	☐
0.00	0.00	0.00	-QC-	0.00	0	L840108	12-017	Core	PL1	☐	☐	☐
0.00	0.00	0.00	-QC-	0.00	0	L840080	12-017	Core		☑	☐	☐
10.00	12.10	2.10	GRN	2.10	100	L840072	12-016	Core		☐	☐	☐
12.10	12.60	0.50	GRN	0.50	100	L840073	12-016	Core		☐	☐	☐
12.60	13.60	1.00	GRN	1.00	100	L840074	12-016	Core		☐	☐	☐
13.60	14.10	0.50	GRN	0.50	100	L840075	12-016	Core		☐	☐	☐
14.10	16.60	2.50	GRN	1.50	60	L840076	12-016	Core		☐	☐	☐
16.60	17.40	0.80	GRN	0.80	100	L840077	12-017	Core		☐	☐	☐
17.40	20.40	3.00	GRN	3.00	100	L840078	12-017	Core		☐	☐	☐
29.00	29.50	0.50	GRN	0.50	100	L840079	12-017	Core		☐	☐	☐
51.00	54.00	3.00	GRN	3.00	100	L840081	12-017	Core		☐	☐	☐
54.00	57.00	3.00	GRN	3.00	100	L840082	12-017	Core		☐	☐	☐
57.00	60.00	3.00	GRN	3.00	100	L840083	12-017	Core		☐	☐	☐
60.00	61.00	1.00	GRN	1.00	100	L840084	12-017	Core		☐	☐	☐
67.00	70.00	3.00	GRN	3.00	100	L840085	12-017	Core		☐	☐	☐
70.00	73.00	3.00	GRN	3.00	100	L840087	12-017	Core		☐	☐	☐
73.00	75.00	2.00	GRN	2.00	100	L840088	12-017	Core		☐	☐	☐
75.00	77.00	2.00	GRN	2.00	100	L840089	12-017	Core		☐	☐	☐
77.00	78.60	1.60	GRN	1.60	100	L840090	12-017	Core		☐	☐	☐
77.00	78.60	1.60	GRN	1.60	100	L840091	12-017	Core		☐	☑	☐
78.60	80.00	1.40	GRN	1.40	100	L840092	12-017	Core		☐	☐	☐
191.50	192.00	0.50	GRN	0.50	100	L840093	12-017	Core		☐	☐	☐
248.00	250.00	2.00	GRN	2.00	100	L840094	12-017	Core		☐	☐	☐
250.00	252.00	2.00	GRN	2.00	100	L840095	12-017	Core		☐	☐	☐
252.00	255.00	3.00	GRN	3.00	100	L840096	12-017	Core		☐	☐	☐

From (m)	To (m)	Interval (m)	Rock Type	Recovery (m)	Recovery %	Sample Number	BatchName	Batch Class	Standard	Blank	1/4 Dup	Coarse Dup
255.00	258.00	3.00	GRN	3.00	100	L840097	12-017	Core		☐	☐	☐
258.00	258.75	0.75	GRN	0.75	100	L840098	12-017	Core		☐	☐	☐
258.75	260.00	1.25	GRN	1.20	96	L840099	12-017	Core		☐	☐	☐
260.00	261.00	1.00	GRN	0.95	95	L840100	12-017	Core		☐	☐	☐
261.00	262.35	1.35	GRN	1.35	100	L840102	12-017	Core		☐	☐	☐
262.35	263.24	0.89	GRN	0.89	100	L840103	12-017	Core		☐	☐	☐
262.35	263.24	0.89	GRN	0.89	100	L840104	12-017	Core		☐	☐	☑
263.24	264.00	0.76	GRN	0.76	100	L840105	12-017	Core		☐	☐	☐
264.00	265.20	1.20	GRN	1.20	100	L840106	12-017	Core		☐	☐	☐
265.20	266.60	1.40	GRN	1.35	96	L840107	12-017	Core		☐	☐	☐
266.60	269.60	3.00	GRN	2.90	97	L840109	12-017	Core		☐	☐	☐
269.60	272.60	3.00	GRN	2.80	93	L840110	12-017	Core		☐	☐	☐
272.60	275.00	2.40	GRN	2.33	97	L840111	12-017	Core		☐	☐	☐
276.45	277.80	1.35	GRN	1.35	100	L840112	12-017	Core		☐	☐	☐

From (m)	To (m)	Interval (m)	Recovery (m)	Recovery %	RQD	RQD %	Reactivity	Hardness	Weathering	Comments
0.00	7.40	7.40	0	0	0.00	0	0R	--	--	
7.40	11.28	3.88	3.1	80	0.89	23	0R	4H	3W	
11.28	14.33	3.05	2.55	84	0.70	23	0R	3H	4W	
14.33	17.37	3.04	3.04	100	2.55	84	0R	4H	3W	
17.37	20.42	3.05	3.04	100	2.75	90	0R	4H	2W	
20.42	23.47	3.05	2.9	95	1.72	56	0R	4H	2W	
23.47	26.52	3.05	2.93	96	1.78	58	0R	4H	2W	
26.52	29.57	3.05	2.97	97	1.97	65	0R	4H	2W	
29.57	32.61	3.04	2.96	97	2.77	91	0R	4H	2W	
32.61	35.66	3.05	3.04	100	2.54	83	0R	4H	2W	
35.66	38.71	3.05	2.98	98	2.72	89	0R	4H	2W	
38.71	41.76	3.05	3.05	100	2.70	89	0R	4H	2W	
41.76	44.81	3.05	3	98	2.89	95	0R	4H	2W	
44.81	47.85	3.04	2.99	98	2.54	84	0R	4H	2W	
47.85	50.90	3.05	3.04	100	2.65	87	0R	4H	2W	
50.90	53.95	3.05	2.96	97	2.00	66	0R	4H	2W	
53.95	57.00	3.05	2.83	93	1.45	48	0R	3H	4W	
57.00	60.05	3.05	3.05	100	1.93	63	0R	4H	1W	
60.05	63.09	3.04	3.04	100	2.00	66	0R	4H	1W	
63.09	66.14	3.05	3.05	100	3.05	100	0R	4H	1W	
66.14	69.19	3.05	3.05	100	3.05	100	0R	4H	1W	
69.19	72.24	3.05	3.05	100	2.89	95	0R	4H	1W	
72.24	75.29	3.05	3.05	100	2.09	69	0R	3H	2W	
75.29	78.33	3.04	3.04	100	2.37	78	0R	3H	2W	
78.33	81.38	3.05	3.05	100	3.05	100	0R	4H	1W	
81.38	84.43	3.05	3.05	100	2.85	93	0R	4H	1W	
84.43	87.48	3.05	3.05	100	2.88	94	0R	4H	1W	
87.48	90.53	3.05	3.02	99	2.87	94	0R	4H	1W	
90.53	93.57	3.04	2.94	97	2.44	80	0R	4H	1W	

From (m)	To (m)	Interval (m)	Recovery (m)	Recovery %	RQD	RQD %	Reactivity	Hardness	Weathering	Comments
93.57	96.62	3.05	3.05	100	2.30	75	0R	4H	1W	
96.62	99.67	3.05	3.05	100	2.90	95	0R	4H	1W	
99.67	102.72	3.05	3.05	100	2.80	92	0R	4H	1W	
102.72	105.77	3.05	3.05	100	2.70	89	0R	4H	1W	
105.77	108.81	3.04	3.04	100	2.60	86	0R	4H	1W	
108.81	111.86	3.05	3.05	100	2.80	92	0R	4H	1W	
111.86	114.91	3.05	3.05	100	2.75	90	0R	4H	1W	
114.91	117.96	3.05	3.05	100	2.70	89	0R	4H	1W	
117.96	121.00	3.04	3.04	100	2.30	76	0R	4H	1W	
121.00	124.05	3.05	3.05	100	2.95	97	0R	4H	1W	
124.05	127.10	3.05	3.05	100	2.85	93	0R	4H	1W	
127.10	130.14	3.04	3.04	100	2.30	76	0R	4H	1W	
130.14	133.19	3.05	3.05	100	2.40	79	0R	4H	1W	
133.19	136.24	3.05	3.05	100	2.80	92	0R	4H	1W	
136.24	139.29	3.05	3.05	100	2.85	93	0R	4H	1W	
139.29	142.34	3.05	3.05	100	2.75	90	0R	4H	1W	
142.34	145.38	3.04	3.04	100	2.90	95	0R	4H	1W	
145.38	148.43	3.05	3.05	100	2.80	92	0R	4H	1W	
148.43	151.48	3.05	3.05	100	2.85	93	0R	4H	1W	
151.48	154.53	3.05	3.05	100	2.90	95	0R	4H	1W	
154.53	157.58	3.05	3.05	100	2.78	91	0R	4H	1W	
157.58	160.62	3.04	3.04	100	2.95	97	0R	4H	1W	
160.62	163.67	3.05	3.05	100	2.94	96	0R	4H	1W	
163.67	166.72	3.05	3.05	100	2.70	89	0R	4H	1W	
166.72	169.77	3.05	3.05	100	2.85	93	0R	4H	1W	
169.77	172.82	3.05	3.05	100	2.85	93	0R	4H	1W	
172.82	175.87	3.05	3.05	100	3.05	100	0R	4H	1W	
175.87	178.92	3.05	3.05	100	2.74	90	0R	4H	1W	
178.92	181.97	3.05	3.05	100	2.60	85	0R	3H	1W	
181.97	185.01	3.04	3.04	100	2.50	82	0R	3H	1W	
185.01	188.06	3.05	3.05	100	2.60	85	0R	4H	1W	

From (m)	To (m)	Interval (m)	Recovery (m)	Recovery %	RQD	RQD %	Reactivity	Hardness	Weathering	Comments
188.06	191.10	3.04	3.04	100	2.70	89	0R	4H	1W	
191.10	194.15	3.05	3.05	100	2.80	92	0R	4H	1W	
194.15	197.20	3.05	3.05	100	2.95	97	0R	4H	1W	
197.20	200.25	3.05	3.05	100	2.90	95	0R	4H	1W	
200.25	203.30	3.05	3.05	100	3.05	100	0R	4H	1W	
203.30	206.35	3.05	3.05	100	2.80	92	0R	4H	1W	
206.35	209.40	3.05	3.05	100	2.60	85	0R	4H	1W	
209.40	212.44	3.04	3.04	100	2.55	84	0R	4H	1W	
212.44	215.48	3.04	3.04	100	2.90	95	0R	4H	1W	
215.48	218.54	3.06	3.04	99	2.70	88	0R	4H	1W	
218.54	221.59	3.05	3.04	100	2.20	72	0R	4H	1W	
221.59	224.64	3.05	3.04	100	2.70	89	0R	4H	1W	
224.64	227.69	3.05	3.05	100	1.20	39	0R	4H	1W	
227.69	230.73	3.04	3.04	100	2.70	89	0R	4H	1W	
230.73	233.78	3.05	3.05	100	2.64	87	0R	4H	1W	
233.78	236.83	3.05	3.05	100	2.80	92	0R	4H	1W	
236.83	239.88	3.05	3.05	100	3.05	100	0R	4H	1W	
239.88	242.93	3.05	3.05	100	2.80	92	0R	4H	1W	
242.93	245.97	3.04	3.04	100	2.80	92	0R	4H	1W	
245.97	249.02	3.05	3.05	100	2.90	95	0R	4H	1W	
249.02	252.06	3.04	3.04	100	2.93	96	0R	4H	1W	
252.06	255.12	3.06	3.05	100	2.84	93	0R	4H	1W	
255.12	258.16	3.04	3.04	100	2.88	95	0R	4H	1W	
258.16	261.21	3.05	3.05	100	2.88	94	0R	3H	1W	
261.21	264.26	3.05	3.05	100	2.92	96	0R	3H	1W	
264.26	267.30	3.04	2.9	95	1.21	40	0R	1H	1W	
267.30	270.35	3.05	2.98	98	1.27	42	0R	3H	1W	
270.35	273.40	3.05	3.05	100	2.82	92	0R	3H	1W	
273.40	276.45	3.05	2.81	92	1.20	39	0R	3H	1W	
276.45	279.50	3.05	2.99	98	2.58	85	0R	4H	1W	EOH

Depth (m)	Magnetic Susceptibility	Rock Type	Comments
19	0.06	GRN	
20	0.12	GRN	
21	0.07	GRN	
22	0.06	GRN	
23	0.18	GRN	
24	0.13	GRN	
25	0	GRN	Broken
26	0.13	GRN	
27	0.07	GRN	
28	0.11	GRN	
29	0	GRN	Broken
30	0.2	GRN	
31	0.15	GRN	
32	0.15	GRN	
33	0.19	GRN	
34	0	GRN	Broken
35	0.2	GRN	
36	0.13	GRN	
37	0.12	GRN	
38	0.1	GRN	
39	0.14	GRN	
40	0.12	GRN	
41	0.12	GRN	
42	0.14	GRN	
43	0.12	GRN	
44	0.12	GRN	
45	0.13	GRN	
46	0	GRN	Broken
47	0.15	GRN	
48	0.23	GRN	
49	0.22	GRN	
50	0	GRN	Broken
51	0.17	GRN	
52	0.13	GRN	
53	0.13	GRN	
54	0	GRN	Broken
55	0.11	GRN	
56	0.13	GRN	
57	0.18	GRN	
58	0	GRN	Broken
59	0	GRN	Broken
60	0	GRN	Broken
61	0.14	GRN	
62	0	GRN	Broken
63	0.23	GRN	
64	0.15	GRN	
65	0.23	GRN	
66	0	GRN	Broken
67	0.12	GRN	
68	0.23	GRN	
69	0.2	GRN	
70	0.22	GRN	
71	0.21	GRN	
72	0.21	GRN	
73	0	GRN	Broken
74	0.28	GRN	
75	0.11	GRN	
76	0.1	GRN	

Depth (m)	Magnetic Susceptibility	Rock Type	Comments
77	0.24	GRN	
78	0	GRN	Broken
79	0.25	GRN	
80	0.16	GRN	
81	0.04	GRN	
82	0.14	GRN	
83	0.14	GRN	
84	0.15	GRN	
85	0.18	GRN	
86	0.22	GRN	
87	0.14	GRN	
88	0.15	GRN	
89	0.13	GRN	
90	0	GRN	Broken
91	0.13	GRN	
92	0	GRN	Broken
93	0.13	GRN	
94	0	GRN	Broken
95	0.15	GRN	
96	0.13	GRN	
97	0.11	GRN	
98	0.14	GRN	
99	0.13	GRN	
100	0.13	GRN	
101	0.18	GRN	
102	0.11	GRN	
103	0.02	GRN	
104	0.14	GRN	
105	0.02	GRN	
106	0	GRN	Broken
107	0.19	GRN	

Depth (m)	Magnetic Susceptibility	Unit	Comments
108	0.01	GRN	
109	0.15	GRN	
110	0.05	GRN	
111	0.14	GRN	
112	0.14	GRN	
113	0.06	GRN	
114	0.09	GRN	
115	0.15	GRN	
116	0.13	GRN	
117	0.15	GRN	
118	0.05	GRN	
119	0.14	GRN	
120	0.14	GRN	
121	0.13	GRN	
122	0.12	GRN	
123	0.15	GRN	
124	0	GRN	Broken
125	0.13	GRN	
126	0.12	GRN	
127	0.13	GRN	
128	0.13	GRN	
129	0.14	GRN	
130	0.16	GRN	
131	0.13	GRN	
132	0.16	GRN	
133	0.13	GRN	
134	0.13	GRN	
135	0.15	GRN	
136	0.05	GRN	
137	0.02	GRN	
138	0.16	GRN	

Depth (m)	Magnetic Susceptibility	Rock Type	Comments
139	0.14	GRN	
140	0	GRN	Broken
141	0.14	GRN	
142	0.08	GRN	
143	0.19	GRN	
144	0.11	GRN	
145	0.14	GRN	
146	0.18	GRN	
147	0.01	GRN	
148	0.08	GRN	
149	0.02	GRN	
150	0.07	GRN	
151	0.01	GRN	
152	0.01	GRN	
153	0.17	GRN	
154	0.16	GRN	
155	0.13	GRN	
156	0.16	GRN	
157	0.14	GRN	
158	0.11	GRN	
159	0.33	GRN	
160	0.25	GRN	
161	0.12	GRN	
162	0.12	GRN	
163	0	GRN	Broken
164	0	GRN	Broken
165	0.58	GRN	
166	0.18	GRN	
167	0.16	GRN	
168	0.13	GRN	
169	0.13	GRN	

Depth (m)	Magnetic Susceptibility	Unit	Comments
170	0.13	GRN	
171	0.16	GRN	
172	0.16	GRN	
173	0.13	GRN	
174	0.14	GRN	
175	0.17	GRN	
176	0.12	GRN	
177	0.17	GRN	
178	0.22	GRN	
179	0.14	GRN	
180	0.13	GRN	
181	0.02	GRN	
182	0.16	GRN	
183	0.17	GRN	
184	0.14	GRN	
185	0.17	GRN	
186	0.13	GRN	
187	0.17	GRN	
188	0.14	GRN	
189	0.17	GRN	
190	0	GRN	Broken
191	0.51	GRN	
192	0	GRN	Broken
193	0.14	GRN	
194	0.13	GRN	
195	0.13	GRN	
196	0.14	GRN	
197	0.13	GRN	
198	0.13	GRN	
199	0.11	GRN	
200	0.12	GRN	

Depth (m)	Magnetic Susceptibility	Rock Type	Comments
201	0.15	GRN	
202	0.14	GRN	
203	0.13	GRN	
204	0.12	GRN	
205	0.12	GRN	
206	0.11	GRN	
207	0.11	GRN	
208	0.13	GRN	
209	0.13	GRN	
210	0.15	GRN	
211	0	GRN	Broken
212	0.14	GRN	
213	0	GRN	Broken
214	0.11	GRN	
215	0.12	GRN	
216	0.11	GRN	
217	0.13	GRN	
218	0.14	GRN	
219	0.33	GRN	
220	0.05	GRN	
221	0.19	GRN	
222	0.02	GRN	
223	0.14	GRN	
224	0.22	GRN	
225	0.15	GRN	
226	0.16	GRN	
227	0.22	GRN	
228	0.13	GRN	
229	0.14	GRN	
230	0.14	GRN	
231	0.16	GRN	

Depth (m)	Magnetic Susceptibility	Unit	Comments
232	0.15	GRN	
233	0.13	GRN	
234	0.15	GRN	
235	0.21	GRN	
236	0.31	GRN	
237	0.12	GRN	
238	0.12	GRN	
239	0.11	GRN	
240	0.13	GRN	
241	0.13	GRN	
242	0.13	GRN	
243	0.13	GRN	
244	0.13	GRN	
245	0.13	GRN	
246	0.11	GRN	
247	0.1	GRN	
248	0.1	GRN	
249	0.22	GRN	
250	0.2	GRN	
251	0.32	GRN	
252	0.25	GRN	
253	0.17	GRN	
254	0.11	GRN	
255	0.26	GRN	
256	0.2	GRN	
257	0.21	GRN	
258	0.16	GRN	
259	0.21	GRN	
260	0.23	GRN	
261	0.23	GRN	
262	0.24	GRN	

Depth (m)	Magnetic Susceptibility	Rock Type	Comments
263	0.74	GRN	Vein (SX)
264	0.16	GRN	
265	0.13	GRN	
266	0	GRN	Rubble
267	0.14	GRN	
268	0.16	GRN	
269	0	GRN	Rubble
270	0.15	GRN	
271	0.16	GRN	
272	0.14	GRN	
273	0.11	GRN	
274	0	GRN	Rubble
275	0	GRN	Rubble
276	0.08	GRN	
277	0.09	GRN	
278	0.07	GRN	
279	0.1	GRN	

Depth (m)	Magnetic Susceptibility	Unit	Comments

Hole Name

Hole Name	From (m)	Length (m)	Core Size	Rock Type	Weight in Air (g)	Weight in Water (g)	Density (g/cm3)	Specific Gravity	Comments
HAM-12-016									
	24	14.3	NQ	GRN	760.3	474.2	2.6	2.7	GRN
	66.9	15	NQ	GRN	799.3	496.4	2.6	2.6	GRN
	121.1	16.2	NQ	GRN	820.4	507.7	2.5	2.6	GRN
	160	14.6	NQ	GRN	776.3	486.6	2.6	2.7	GRN, lots of biotite
	188.3	15.3	NQ	AND	856.8	544.6	2.7	2.7	AND DYKE
	247.9	14.4	NQ	GRN	774.5	481.1	2.6	2.6	GRN, BLE

Keg - Silver Range

Archer, Cathro & Associates (1981) Limited

Grid East	Grid North	Easting	Northing	Elevation	Depth (m)
		595449	6918325	1565.11	316.08

ZONE: Hammer

SECTION: 9+920

HOLE: HAM-12-017

CLAIM: YD155445

Contractor: Platinum

Drill: 1

Core Size: NQ

Casing Depth: 3.58m, Out

Drilling Dates: Jul 18 - Jul 22, 2012

Geology Logged By: R. Avram

SURVEY			
Depth (m)	Azimuth	Dip	Method
0	78	-45	Compass
316.07	82	-45.6	Ranger

TARGET:

SUMMARY			
From (m)	To (m)	Interval (m)	Rock Type
0	3.58	3.58	CAS
3.58	77.68	74.1	GRN
77.68	83.2	5.52	GRN
83.2	104.1	20.9	GRN
104.1	122.7	18.6	GRN
122.7	131.9	9.2	GRN
131.9	183.6	51.7	GRN
183.6	193.6	10	GRN
193.6	240.4	46.8	GRN
240.4	300.1	59.7	GRN
300.1	307.7	7.6	GRN
307.7	316.08	8.38	GRN

SAMPLES	
Numbers:	L840113 to L840150, L840901 to L840921
Total:	70
Batch:	018, 019
Certificates:	WH12171265, WH12177494

COMMENTS

Box Log

HAM-12-017

Silver Range
Hammer Zone

Archer,Cathro & Associates (1981) Limited

Box Number	From (m)	To (m)
1	3.58	9.18
2	9.18	14.51
3	14.51	20.33
4	20.33	26
5	26	31.74
6	31.74	37.52
7	37.52	43.27
8	43.27	48.89
9	48.89	54.54
10	54.54	60.21
11	60.21	66.1
12	66.1	71.88
13	71.88	77.68
14	77.68	83.32
15	83.32	89
16	89	94.59
17	94.59	100.07
18	100.07	105.76
19	105.76	111.1
20	111.1	116.69
21	116.69	122.31
22	122.31	127.9
23	127.9	133.65
24	133.65	139.46
25	139.46	145.38
26	145.38	151.09
27	151.09	156.87
28	156.87	162.63
29	162.63	168.38
30	168.38	174.09
31	174.09	180
32	180	185.64
33	185.64	191.27
34	191.27	197.06
35	197.06	202.96
36	202.96	208.51
37	208.51	214.46
38	214.46	220.34
39	220.34	226.19
40	226.19	232.05
41	232.05	237.79
42	237.79	243.6
43	243.6	249.4
44	249.4	255.12
45	255.12	260.9
46	260.9	265.34
47	265.34	272.2
48	272.2	278.09
49	278.09	283.27
50	283.27	288.84
51	288.84	294.74
52	294.74	300.44
53	300.44	305.66
54	305.66	311.32
55	311.32	316.08

Box Number	From (m)	To (m)

From (m)	To (m)	Interval (m)	Rock Type	Grain Size	Description	Shade	Colour	Texture	Alteration	Intensity	Mineral	Conc.
0.00	3.58	3.58	CAS	--	Casing.							
						--	--	---	---	--	--	0
3.58	77.68	74.10	GRN	MG	2 mica granite with occasional oxidized or carbonate infilled fractures.							
						MD	GY	PH	---	--	--	0
77.68	79.56	1.88	GRN	MG	Moderately to weakly bleached granite with weak oxidation occuring as light red oxidized patches and fractures with oxidized envelopes. Hairline calcite veinelets are scattered throughout.							
						MD	GY					
						LT	GY	PH	BLE	2I	--	0
						LT	GN		OXI	2I		
						LT	RD					
79.56	81.26	1.70	GRN	MG	Intensely bleached, moderately argillic granite with one 15cm strongly oxidized section.							
						LT	GY	PH	BLE	5I	--	0
						LT	GN		ARG	3I		
						LT	WH		OXI	1I		
						LT	RD					
81.26	82.86	1.60	GRN	MG	Strongly bleached and silicified granite occuring as smoked quartz and buff to white chalcedony in up to 5cm large veinlets and brecciating the granite. This breccia is matrix supported, featuring sub-rounded to sub-angular clasts of quartz within chalcedony or sub-angular to angular wallrock clasts within quartz and chalcedony. These clasts are generally under 1.5cm large, but some larger ones are also visible. Weak sulphides occur almost entirely within the quartz and chalcedony, but some disseminated blebs in granite matrix are also visible.							
						LT	GY	PH	BLE	4I	Py	3
						LT	GN	BX	SIL	4I	Sp	1
											Un	2
									OXI	4I	As	1

From (m)	To (m)	Interval (m)	Rock Type	Grain Size	Description	Shade	Colour	Texture	Alteration	Intensity	Mineral	Conc.
82.86	83.20	0.34	GRN	MG	Strongly bleached and silicified granite with weak sulphides occuring within the silicified sections. These sections feature laminated quartz and white to buff chalcedony in up to 5cm veinlets and as brecciated granite with up to 1.5cm large sub-rounded to sub-angular clasts of granite within the quartz, or alternatively as more rounded quartz clasts within the chalcedony. The sulphides occur almost entirely within the quartz and chalcedony, but trace disseminated blebs of pyrite are visible elsewhere.							
						LT	GY	PH	BLE	4I	Un	2
						LT	GN		SIL	4I		
									OXI	4I		
83.20	104.10	20.90	GRN	MG	Medium grey granite with trace oxidation on fracture planes.							
						MD	GY	PH	OXI	1I	--	0
104.10	109.70	5.60	GRN	MG	Weakly oxidized and bleached granite with black oxides on fractures that are preferentially oriented at 45° TCA with 1-3mm thick oxidized envelopes.							
						MD	GY	PH	OXI	2I	--	0
						LT	GY		BLE	2I		
109.70	114.00	4.30	GRN	MG	Strongly bleached, moderately fractured granite with trace silicification in a locally brecciated texture.							
						LT	GY	PH	OXI	1I	--	0
						LT	WH	BX	BLE	4I		
									ARG	2I		
									SIL	1I		
114.00	122.70	8.70	GRN	MG	Weakly oxidized and bleached granite with black oxides on fractures that are preferentially oriented at 45° TCA with 1-3mm thick oxidized envelopes.							
						MD	GY	PH	OXI	2I	--	0
						LT	GY		BLE	2I		
122.70	131.90	9.20	GRN	MG	Medium grey granite with trace oxides and black oxides on fracture planes.							
						MD	GY	PH	OXI	1I	--	0

From (m)	To (m)	Interval (m)	Rock Type	Grain Size	Description	Shade	Colour	Texture	Alteration	Intensity	Mineral	Conc.
131.90	133.20	1.30	GRN	MG	Bleached granite with with 3 fractures at 30-50° TCA with black oxidation on fracture planes and with 2cm oxidized envelopes and with scattered hairline infilled veinlets present.							
						LT	GY	PH	OXI	1I	--	0
						LT	WH		BLE	4I		
133.20	134.25	1.05	GRN	MG	Medium grey granite.							
						MD	GY	PH	---	--	--	0
134.25	138.00	3.75	GRN	MG	Strongly bleached granite with 7 45° TCA veinlets up to 4mm thick with quartz-carbonate infill and weak blebby sulphides							
						LT	GY	PH	BLE	4I	Un	1
138.00	139.00	1.00	GRN	MG	Medium grey granite.							
						MD	GY	PH	---	--	--	0
139.00	140.30	1.30	GRN	MG	Strongly bleached granite with a 2cm thick rhodocrosite veinlet.							
						LT	GY	PH	BLE	4I	Un	3
140.30	150.00	9.70	GRN	MG	Medium grey granite.							
						MD	GY	PH	---	--	--	0
150.00	153.70	3.70	GRN	MG	Strongly bleached granite.							
						LT	GY	PH	BLE	4I	--	0
153.70	164.60	10.90	GRN	MG	Medium grey granite.							
						MD	GY	PH	---	--	--	0
164.60	165.40	0.80	GRN	MG	Moderately bleached granite with 4 up to 1cm thick veinlets with quartz-carbonate infill and weak mineralisation.							
						LT	GY	PH	BLE	3I	Un	1
165.40	183.60	18.20	GRN	MG	Medium grey granite with up to 20cm moderately bleached intervals.							
						MD	GY	PH	BLE	1I	--	0
183.60	185.18	1.58	GRN	MG	Intensely bleached, weakly oxidized granite with trace disseminated sulphides.							
						LT	WH	PH	BLE	5I	Un	1

From (m)	To (m)	Interval (m)	Rock Type	Grain Size	Description	Shade	Colour	Texture	Alteration	Intensity	Mineral	Conc.
									OXI	2I		
185.18	185.23	0.05	GRN	MG	4-5cm thick quartz-rhodochrosite vein at 50° TCA with trace sulphides.							
						LT	GY	VT	---	--	Un	1
						LT	PK					
185.23	186.25	1.02	GRN	MG	Moderately bleached, weakly oxidized granite with weak disseminated sulphides.							
						LT	GY	PH	OXI	2I	Un	2
						LT	RD		BLE	3I		
186.25	186.75	0.50	GRN	MG	50cm thick massive sulphide vein with 5% quartz gangue. Visible sulphides are pyrite (50%), sphalerite (20%), galena (10%), chalcopyrite (5%), tetrahedrite (5%) and other unknown minerals (5%).							
						MD	BR	MA	---	--	Py	50
						MD	SI				Gn	10
						DK	GY				Sp	20
											Cp	5
											Un	10
186.75	193.60	6.85	GRN	MG	Alternating bleached and fresher granite sections with up to 4cm quartz-rhodochrosite veinlets with fair sulphides.							
						MD	GY					
						LT	WH	PH	BLE	3I	Un	2
						LT	PK		OXI	2I		
193.60	240.40	46.80	GRN	MG	Medium grey granite.							
						MD	GY	PH	---	--	--	0
240.40	247.60	7.20	GRN	MG	Greenish grey granite with scattered hairline dark green (quartz?) veinlets at 10-30° TCA.							
						MD	GY	PH	---	--	--	0
						MD	GN					
247.60	252.58	4.98	GRN	MG	Tracely bleached greenish grey granite with scattered hairline dark green (quartz?) veinlets at 10-30° TCA.							
						MD	GY	PH	BLE	1I	--	0

From (m)	To (m)	Interval (m)	Rock Type	Grain Size	Description	Shade	Colour	Texture	Alteration	Intensity	Mineral	Conc.
						MD	GN					
						LT	GY					
252.58	254.00	1.42	GRN	MG	Greenish grey granite with scattered hairline dark green (quartz?) veinlets at 10-30° TCA.							
						MD	GY	PH	---	--	--	0
						MD	GN					
254.00	262.30	8.30	GRN	MG	Tracely bleached granite.							
						MD	GY	PH	BLE	1I	--	0
						LT	GY					
262.30	265.00	2.70	GRN	MG	Strongly bleached, moderately argillic granite with trace disseminated mineralisation.							
						MD	GY		ARG	3I		
						LT	GY	PH	BLE	4I	Un	0.1
						LT	WH					
265.00	270.65	5.65	GRN	MG	Medium grey granite with trace clayed fractures.							
						MD	GY	PH	ARG	1I	--	0
270.65	274.65	4.00	GRN	MG	Light greenish to medium grey granite with 4 50-55° TCA quartz-rhodochrosite/calcite veinlets up to 21mm thick. These veinlets contain fine sulphide aggregates generally under 1cm large, including galena, sphalerite, pyrite and other unknown minerals.							
						MD	GY				Un	0.1
						LT	GN	PH	BLE	1I	Py	0.1
274.65	278.85	4.20	GRN	MG	Medium grey granite.							
						MD	GY	PH	---	--	--	0
278.85	280.43	1.58	GRN	MG	Intensely bleached, intensely argillic granite.							
						LT	WH	PH	BLE	5I	--	0
									ARG	5I		
280.43	282.48	2.05	GRN	MG	Tracely bleached medium grey granite.							
						MD	GY	PH	BLE	1I	--	0

From (m)	To (m)	Interval (m)	Rock Type	Grain Size	Description	Shade	Colour	Texture	Alteration	Intensity	Mineral	Conc.
282.48	282.85	0.37	GRN	MG	intensely bleached, moderately argillic granite with trace disseminated sulphides.							
						LT	WH	PH	BLE	5I	Un	1
									ARG	3I		
282.85	300.10	17.25	GRN	MG	Medium grey granite with up to 2mm thick calcite infilled fractures.							
						MD	GY	PH	---	--	--	0
300.10	303.05	2.95	GRN	MG	Medium greenish-grey tracely bleached granite.							
						MD	GY	PH	BLE	1I	--	0
						MD	GN					
303.05	303.27	0.22	QVN	MG	Vuggy, laminated quartz vein at 65° TCA with a brecciated texture of 30% intensely bleached, weakly argillic granite wallrock and up to 1.5cm aggregates of trace dark sulphide mineralisation.							
						MD	GY	LA	SIL	5I		
						LT	GY	VU	BLE	5I	Un	1
									ARG	2I		
303.27	304.40	1.13	GRN	MG	Intensely bleached granite with 14 up to 2mm thick quartz-carbonate veinlets.							
						LT	GY	PH	BLE	1I	--	0
304.40	304.45	0.05	QVN	MG	Laminated, 3cm thick quartz veinlet at 30° TCA with weak sulphides as sphalerite, chalcopyrite and galena in up to 2mm large blebs.							
						LT	GY	LA	---	--	Un	2
304.45	304.60	0.15	GRN	MG	Intensely bleached granite with 14 up to 2mm thick quartz-carbonate veinlets.							
						LT	GY	PH	BLE	5I	--	0
304.60	304.73	0.13	QVN	MG	Vuggy, laminated quartz vein at 70° TCA with a brecciated texture of 30% intensely bleached, weakly argillic granite wallrock and up to 1.5cm aggregates of trace dark sulphide mineralisation.							
						MD	GY	LA	SIL	5I		
						LT	GY	VU	BLE	5I	Un	1
								PH	ARG	2I		
304.73	306.70	1.97	GRN	MG	Intensely bleached, strongly argillic granite with moderate silicification in the breccia like texture of the general description.							

From (m)	To (m)	Interval (m)	Rock Type	Grain Size	Description	Shade	Colour	Texture	Alteration	Intensity	Mineral	Conc.
						LT	WH	PH	BLE	5I	Un	1
								BX	ARG	4I		
									SIL	3I		
306.70	307.70	1.00	GRN	MG	Intensely bleached granite.							
						LT	WH	PH	BLE	5I	--	0
307.70	316.08	8.38	GRN	MG	Medium grey granite with scattered hairline calcite veinlets at 20-40° TCA at a frequency of 4/m.							
						MD	GY	PH	---	--	--	0

Sample Log

HAM-12-017

Silver Range
Hammer Zone

Archer,Cathro & Associates (1981) Limited

From (m)	To (m)	Interval (m)	Rock Type	Recovery (m)	Recovery %	Sample Number	BatchName	Batch Class	Standard	Blank	1/4 Dup	Coarse Dup
0.00	0.00	0.00	-QC-	0.00	0	L840121	12-018	Core		☑	☐	☐
0.00	0.00	0.00	-QC-	0.00	0	L840128	12-018	Core	ME8	☐	☐	☐
0.00	0.00	0.00	-QC-	0.00	0	L840143	12-018	Core		☑	☐	☐
0.00	0.00	0.00	-QC-	0.00	0	L840906	12-019	Core		☑	☐	☐
0.00	0.00	0.00	-QC-	0.00	0	L840910	12-019	Core	ME8	☐	☐	☐
0.00	0.00	0.00	-QC-	0.00	0	L840920	12-019	Core		☑	☐	☐
0.00	0.00	0.00	-QC-	0.00	0	L840116	12-018	Core	ME8	☐	☐	☐
73.60	75.60	2.00	GRN	2.00	100	L840113	12-018	Core		☐	☐	☐
75.60	77.60	2.00	GRN	2.00	100	L840114	12-018	Core		☐	☐	☐
77.60	79.60	2.00	GRN	2.00	100	L840115	12-018	Core		☐	☐	☐
79.60	81.20	1.60	GRN	1.44	90	L840117	12-018	Core		☐	☐	☐
81.20	82.30	1.10	GRN	1.03	94	L840118	12-018	Core		☐	☐	☐
82.30	82.80	0.50	GRN	0.50	100	L840119	12-018	Core		☐	☐	☐
82.80	84.00	1.20	GRN	1.05	88	L840120	12-018	Core		☐	☐	☐
84.00	87.00	3.00	GRN	2.93	98	L840122	12-018	Core		☐	☐	☐
104.00	106.00	2.00	GRN	1.96	98	L840123	12-018	Core		☐	☐	☐
106.00	108.60	2.60	GRN	2.60	100	L840124	12-018	Core		☐	☐	☐
108.60	110.60	2.00	GRN	2.00	100	L840125	12-018	Core		☐	☐	☐
110.60	111.10	0.50	GRN	0.50	100	L840126	12-018	Core		☐	☐	☐
111.10	113.10	2.00	GRN	2.00	100	L840127	12-018	Core		☐	☐	☐
113.10	115.00	1.90	GRN	1.90	100	L840129	12-018	Core		☐	☐	☐
115.00	116.50	1.50	GRN	1.50	100	L840130	12-018	Core		☐	☐	☐
116.50	119.50	3.00	GRN	3.00	100	L840131	12-018	Core		☐	☐	☐
116.50	119.50	3.00	GRN	3.00	100	L840132	12-018	Core		☐	☑	☐
119.50	121.50	2.00	GRN	2.00	100	L840133	12-018	Core		☐	☐	☐
121.50	124.50	3.00	GRN	3.00	100	L840134	12-018	Core		☐	☐	☐
124.50	127.00	2.50	GRN	2.50	100	L840135	12-019	Core		☐	☐	☐

From (m)	To (m)	Interval (m)	Rock Type	Recovery (m)	Recovery %	Sample Number	BatchName	Batch Class	Standard	Blank	1/4 Dup	Coarse Dup
127.00	130.00	3.00	GRN	3.00	100	L840136	12-019	Core		☐	☐	☐
130.00	133.00	3.00	GRN	3.00	100	L840137	12-019	Core		☐	☐	☐
133.00	136.00	3.00	GRN	3.00	100	L840138	12-019	Core		☐	☐	☐
136.00	138.00	2.00	GRN	2.00	100	L840139	12-018	Core		☐	☐	☐
136.00	138.00	2.00	GRN	2.00	100	L840140	12-018	Core		☐	☐	☑
138.00	139.40	1.40	GRN	1.40	100	L840141	12-018	Core		☐	☐	☐
139.40	139.90	0.50	GRN	0.50	100	L840142	12-018	Core		☐	☐	☐
139.90	142.00	2.10	GRN	2.10	100	L840144	12-019	Core		☐	☐	☐
150.00	153.00	3.00	GRN	2.40	80	L840145	12-019	Core		☐	☐	☐
153.00	155.00	2.00	GRN	1.75	88	L840146	12-019	Core		☐	☐	☐
164.60	165.30	0.70	GRN	0.65	93	L840147	12-019	Core		☐	☐	☐
182.00	183.60	1.60	GRN	1.60	100	L840148	12-018	Core		☐	☐	☐
183.60	185.15	1.55	GRN, GRN	1.45	94	L840149	12-018	Core		☐	☐	☐
185.15	186.25	1.10	GRN	1.10	100	L840150	12-018	Core		☐	☐	☐
186.25	186.78	0.53	GRN	0.53	100	L840901	12-018	Core		☐	☐	☐
186.78	188.00	1.22	GRN	1.20	98	L840902	12-018	Core		☐	☐	☐
188.00	190.00	2.00	GRN	2.00	100	L840903	12-018	Core		☐	☐	☐
190.00	191.90	1.90	GRN	1.90	100	L840904	12-018	Core		☐	☐	☐
191.90	192.40	0.50	GRN	0.45	90	L840905	12-018	Core		☐	☐	☐
192.40	195.00	2.60	GRN	2.60	100	L840907	12-018	Core		☐	☐	☐
270.80	271.50	0.70	GRN	0.70	100	L840908	12-019	Core		☐	☐	☐
272.86	273.34	0.48	GRN	0.50	104	L840909	12-019	Core		☐	☐	☐
278.90	280.50	1.60	GRN	1.40	88	L840911	12-019	Core		☐	☐	☐
282.25	282.90	0.65	GRN	0.65	100	L840912	12-019	Core		☐	☐	☐
300.00	303.00	3.00	GRN	3.00	100	L840913	12-019	Core		☐	☐	☐
300.00	303.00	3.00	GRN	3.00	100	L840914	12-019	Core		☐	☑	☐
303.00	303.50	0.50	GRN	0.47	94	L840915	12-019	Core		☐	☐	☐
303.50	304.36	0.86	GRN	0.80	93	L840916	12-019	Core		☐	☐	☐

From (m)	To (m)	Interval (m)	Rock Type	Recovery (m)	Recovery %	Sample Number	BatchName	Batch Class	Standard	Blank	1/4 Dup	Coarse Dup
304.36	304.86	0.50	GRN	0.50	100	L840917	12-019	Core		☐	☐	☐
304.86	306.00	1.14	GRN	1.14	100	L840918	12-019	Core		☐	☐	☐
306.00	306.80	0.80	GRN	0.80	100	L840919	12-019	Core		☐	☐	☐
306.80	309.00	2.20	GRN	2.20	100	L840921	12-019	Core		☐	☐	☐

From (m)	To (m)	Interval (m)	Recovery (m)	Recovery %	RQD	RQD %	Reactivity	Hardness	Weathering	Comments
0.00	5.18	5.18	1.6	31	0.77	15	0R	4H	1W	
5.18	8.22	3.04	3.04	100	1.73	57	0R	4H	1W	
8.22	11.27	3.05	3.05	100	0.93	30	0R	4H	1W	
11.27	14.32	3.05	3.05	100	1.33	44	0R	4H	1W	
14.32	17.37	3.05	2.96	97	2.17	71	0R	4H	1W	
17.37	20.42	3.05	3.05	100	2.32	76	0R	4H	1W	
20.42	23.46	3.04	3.04	100	2.42	80	0R	4H	1W	
23.46	26.51	3.05	2.92	96	2.01	66	0R	4H	1W	
26.51	29.56	3.05	3.05	100	2.53	83	0R	4H	1W	
29.56	32.61	3.05	3.05	100	2.71	89	0R	4H	1W	
32.61	35.66	3.05	2.91	95	2.89	95	0R	4H	1W	
35.66	38.70	3.04	2.96	97	2.57	85	0R	4H	1W	
38.70	41.75	3.05	3.05	100	2.56	84	0R	4H	1W	
41.75	44.80	3.05	2.95	97	2.66	87	0R	4H	1W	
44.80	47.85	3.05	3.04	100	2.72	89	0R	4H	1W	
47.85	50.90	3.05	3.05	100	2.61	86	0R	4H	1W	
50.90	53.94	3.04	3.04	100	2.62	86	0R	4H	1W	
53.94	56.99	3.05	2.96	97	2.91	95	0R	4H	1W	
56.99	60.04	3.05	3.05	100	2.40	79	0R	4H	1W	
60.04	63.09	3.05	2.95	97	2.80	92	0R	4H	1W	
63.09	66.14	3.05	3.05	100	2.73	90	0R	4H	1W	
66.14	69.18	3.04	3.04	100	2.98	98	0R	4H	1W	
69.18	72.23	3.05	3.05	100	2.82	92	0R	4H	1W	
72.23	75.28	3.05	3.05	100	2.81	92	0R	4H	1W	
75.28	78.33	3.05	2.97	97	2.57	84	0R	4H	2W	
78.33	81.38	3.05	3.05	100	2.11	69	0R	3H	3W	
81.38	84.42	3.04	3.04	100	2.26	74	0R	4H	2W	
84.42	87.47	3.05	3	98	2.84	93	0R	4H	1W	
87.47	90.52	3.05	2.97	97	2.24	73	0R	4H	1W	

From (m)	To (m)	Interval (m)	Recovery (m)	Recovery %	RQD	RQD %	Reactivity	Hardness	Weathering	Comments
90.52	93.57	3.05	3.05	100	2.60	85	0R	4H	1W	
93.57	96.62	3.05	2.96	97	2.50	82	0R	4H	1W	
96.62	99.66	3.04	3.04	100	1.59	52	0R	4H	1W	
99.66	102.71	3.05	3.05	100	2.80	92	0R	4H	1W	
102.71	105.76	3.05	3	98	1.26	41	0R	4H	2W	
105.76	108.81	3.05	2.97	97	1.57	51	0R	3H	2W	
108.81	111.86	3.05	3.05	100	1.49	49	0R	3H	2W	
111.86	114.90	3.04	3.04	100	1.28	42	0R	3H	2W	
114.90	117.95	3.05	3.05	100	1.12	37	0R	3H	2W	
117.95	121.00	3.05	3.05	100	1.85	61	0R	3H	2W	
121.00	124.05	3.05	3.05	100	1.53	50	0R	3H	2W	
124.05	127.10	3.05	2.96	97	2.48	81	0R	4H	2W	
127.10	130.14	3.04	3	99	2.69	88	0R	3H	2W	
130.14	133.19	3.05	2.98	98	2.68	88	0R	3H	1W	
133.19	136.24	3.05	3.05	100	2.91	95	0R	3H	1W	
136.24	139.29	3.05	3.05	100	2.35	77	0R	3H	1W	
139.29	142.34	3.05	3.05	100	2.92	96	0R	3H	1W	
142.34	145.38	3.04	2.96	97	2.91	96	0R	3H	1W	
145.38	148.43	3.05	3.05	100	2.71	89	0R	3H	1W	
148.43	151.48	3.05	2.98	98	2.57	84	0R	3H	1W	
151.48	154.53	3.05	3.05	100	2.48	81	0R	3H	1W	
154.53	157.58	3.05	3.05	100	2.65	87	0R	4H	1W	
157.58	160.62	3.04	2.96	97	2.83	93	0R	4H	1W	
160.62	163.67	3.05	3.05	100	3.05	100	0R	4H	1W	
163.67	166.72	3.05	3.05	100	2.61	86	0R	4H	1W	
166.72	169.77	3.05	3.05	100	2.64	87	0R	4H	1W	
169.77	172.82	3.05	3.04	100	2.81	92	0R	4H	1W	
172.82	175.86	3.04	3.03	100	3.03	100	0R	4H	1W	
175.86	178.92	3.06	3.02	99	2.02	66	0R	4H	1W	
178.92	181.96	3.04	3.04	100	3.04	100	0R	4H	1W	
181.96	185.01	3.05	3.05	100	2.18	71	0R	3H	2W	

From (m)	To (m)	Interval (m)	Recovery (m)	Recovery %	RQD	RQD %	Reactivity	Hardness	Weathering	Comments
185.01	188.06	3.05	3.02	99	2.22	73	0R	3H	2W	
188.06	191.11	3.05	2.99	98	2.05	67	0R	4H	1W	
191.11	194.16	3.05	2.94	96	2.05	67	0R	4H	2W	
194.16	197.21	3.05	3.05	100	3.00	98	0R	4H	1W	
197.21	200.25	3.04	2.91	96	2.61	86	0R	4H	1W	
200.25	203.30	3.05	3	98	3.00	98	0R	4H	1W	
203.30	206.35	3.05	3.05	100	3.00	98	0R	4H	1W	
206.35	209.40	3.05	3.03	99	2.86	94	0R	4H	1W	
209.40	212.45	3.05	2.99	98	2.99	98	0R	4H	1W	
212.45	215.49	3.04	3.04	100	3.04	100	0R	4H	1W	
215.49	218.54	3.05	3.03	99	3.01	99	0R	4H	1W	
218.54	221.59	3.05	3.05	100	2.95	97	0R	4H	1W	
221.59	224.64	3.05	3.04	100	2.95	97	0R	4H	1W	
224.64	227.69	3.05	3.05	100	2.88	94	0R	4H	1W	
227.69	230.73	3.04	2.97	98	2.97	98	0R	4H	1W	
230.73	233.78	3.05	3.05	100	3.00	98	0R	4H	1W	
233.78	236.83	3.05	3.05	100	2.87	94	0R	4H	1W	
236.83	239.88	3.05	3.05	100	3.05	100	0R	4H	1W	
239.88	242.92	3.04	3.04	100	2.86	94	0R	4H	1W	
242.92	245.97	3.05	3.01	99	2.85	93	0R	4H	1W	
245.97	249.02	3.05	3	98	3.00	98	0R	4H	1W	
249.02	252.07	3.05	3.05	100	2.85	93	0R	4H	1W	
252.07	255.12	3.05	3.05	100	2.97	97	0R	4H	1W	
255.12	258.17	3.05	3.05	100	3.05	100	0R	4H	1W	
258.17	261.21	3.04	3.04	100	2.94	97	0R	4H	1W	
261.21	264.26	3.05	3.05	100	2.60	85	0R	3H	1W	17 cm Stick up
264.26	267.31	3.05	3.05	100	2.33	76	0R	3H	1W	
267.31	270.36	3.05	3.05	100	2.83	93	0R	4H	1W	
270.36	273.41	3.05	3.05	100	3.05	100	0R	4H	1W	
273.41	276.45	3.04	3.04	100	3.04	100	0R	4H	1W	
276.45	279.50	3.05	3.05	100	2.40	79	0R	3H	1W	

From (m)	To (m)	Interval (m)	Recovery (m)	Recovery %	RQD	RQD %	Reactivity	Hardness	Weathering	Comments
279.50	282.54	3.04	3.04	100	2.07	68	0R	3H	1W	Mostly rubble
282.54	285.60	3.06	2.93	96	2.20	72	0R	4H	1W	
285.60	288.65	3.05	2.94	96	2.51	82	0R	4H	1W	
288.65	291.69	3.04	3.04	100	2.37	78	0R	4H	1W	
291.69	294.74	3.05	2.94	96	2.56	84	0R	4H	1W	
294.74	297.79	3.05	3.05	100	2.46	81	0R	4H	1W	
297.79	300.84	3.05	2.99	98	1.89	62	0R	4H	1W	
300.84	303.89	3.05	3.05	100	1.90	62	0R	3H	1W	
303.89	306.93	3.04	2.83	93	1.44	47	0R	3H	1W	
306.93	309.98	3.05	3.05	100	2.88	94	0R	4H	1W	
309.98	313.03	3.05	3.05	100	2.81	92	0R	4H	1W	
313.03	316.08	3.05	3	98	2.87	94	0R	4H	1W	EOH

Depth (m)	Magnetic Susceptibility	Rock Type	Comments
4	0	GRN	broken
5	0	GRN	broken
6	0.118	GRN	
7	0.044	GRN	
8	0	GRN	broken
9	0.02	GRN	broken
10	0	GRN	broken
11	0	GRN	broken
12	0.169	GRN	
13	0.364	GRN	
14	0	GRN	broken
15	0.13	GRN	
16	0	GRN	broken
17	0.054	GRN	
18	0.015	GRN	
19	0	GRN	broken
20	0.147	GRN	
21	0.123	GRN	
22	0.125	GRN	
23	0.128	GRN	
24	0.042	GRN	
25	0.188	GRN	
26	0.184	GRN	
27	0.129	GRN	
28	0.129	GRN	
29	0.143	GRN	
30	0.109	GRN	
31	0.082	GRN	
32	0.126	GRN	

Depth (m)	Magnetic Susceptibility	Unit	Comments
33	0.204	GRN	
34	0.126	GRN	
35	0.124	GRN	
36	0.21	GRN	
37	0.241	GRN	
38	0.261	GRN	
39	0.159	GRN	
40	0.122	GRN	
41	0.284	GRN	
42	0.104	GRN	
43	0.118	GRN	
44	0.259	GRN	
45	0.107	GRN	
46	0.102	GRN	
47	0.123	GRN	
48	0.1	GRN	
49	0.12	GRN	
50	0.106	GRN	
51	0.121	GRN	
52	0.121	GRN	
53	0.289	GRN	
54	0.124	GRN	
55	0.126	GRN	
56	0.108	GRN	
57	0.119	GRN	
58	0	GRN	broken
59	0.132	GRN	
60	0.14	GRN	
61	0.128	GRN	

Depth (m)	Magnetic Susceptibility	Rock Type	Comments
62	0.139	GRN	
63	0	GRN	broken
64	0.123	GRN	
65	0.125	GRN	
66	0.184	GRN	
67	0.112	GRN	
68	0.158	GRN	
69	0.118	GRN	
70	0.116	GRN	
71	0.147	GRN	
72	0.153	GRN	
73	0.159	GRN	
74	0.148	GRN	
75	0.263	GRN	
76	0.142	GRN	
77	0.153	GRN	
78	0	GRN	broken
79	0.131	GRN	
80	0.106	GRN	
81	0.1	GRN	
82	0.229	GRN	
83	0	GRN	broken
84	0.165	GRN	
85	0.138	GRN	
86	0.206	GRN	
87	0.094	GRN	
88	0.145	GRN	
89	0	GRN	broken
90	0.281	GRN	
91	0.153	GRN	
92	0.131	GRN	
93	0	GRN	broken
94	0.185	GRN	
95	0.145	GRN	
96	0.176	GRN	
97	0	GRN	broken
98	0.131	GRN	
99	0.158	GRN	
100	0.168	GRN	
101	0.148	GRN	
102	0.164	GRN	
103	0.262	GRN	
104	0.13	GRN	
105	0.082	GRN	
106	0.15	GRN	
107	0.155	GRN	
108	0	GRN	broken
109	0	GRN	broken
110	0.108	GRN	
111	0	GRN	broken
112	0	GRN	broken
113	0.022	GRN	
114	0.021	GRN	
115	0.161	GRN	
116	0	GRN	broken
117	0	GRN	broken
118	0.149	GRN	
119	0.1	GRN	
120	0	GRN	broken
121	0	GRN	broken
122	0.243	GRN	
123	0.418	GRN	

Depth (m)	Magnetic Susceptibility	Rock Type	Comments
124	0.146	GRN	
125	0.146	GRN	
126	0.153	GRN	
127	0.165	GRN	
128	0.278	GRN	
129	0.161	GRN	
130	0.145	GRN	
131	0.143	GRN	
132	0.154	GRN	
133	0.323	GRN	
134	0.155	GRN	
135	0.367	GRN	
136	0.28	GRN	
137	0.195	GRN	
138	0.234	GRN	
139	0	GRN	broken
140	0.157	GRN	
141	0.058	GRN	
142	0.118	GRN	
143	0.151	GRN	
144	0.278	GRN	
145	0.131	GRN	
146	0.119	GRN	
147	0.138	GRN	
148	0.142	GRN	
149	0.137	GRN	
150	0.146	GRN	
151	0.198	GRN	
152	0	GRN	broken
153	0.141	GRN	
154	0.153	GRN	
155	0.115	GRN	
156	0.137	GRN	
157	0.153	GRN	
158	0.146	GRN	
159	0.134	GRN	
160	0.147	GRN	
161	0.221	GRN	
162	0.156	GRN	
163	0.213	GRN	
164	0.149	GRN	
165	0.162	GRN	
166	0.147	GRN	
167	0.201	GRN	
168	0.11	GRN	
169	0.167	GRN	
170	0	GRN	broken
171	0.128	GRN	
172	0.145	GRN	
173	0.14	GRN	
174	0.137	GRN	
175	0.119	GRN	
176	0.142	GRN	
177	0.182	GRN	
178	0.164	GRN	
179	0.171	GRN	
180	0.137	GRN	
181	0.136	GRN	
182	0.155	GRN	
183	0.145	GRN	
184	0.125	GRN	
185	0.095	GRN	

Depth (m)	Magnetic Susceptibility	Rock Type	Comments
186	0.213	GRN	
187	0.44	GRN	
188	0.127	GRN	
189	0.147	GRN	
190	0.144	GRN	
191	0.132	GRN	
192	0.053	GRN	
193	0.111	GRN	
194	0.131	GRN	
195	0.12	GRN	
196	0.132	GRN	
197	0.101	GRN	
198	0.149	GRN	
199	0.049	GRN	
200	0.131	GRN	
201	0.041	GRN	
202	0.041	GRN	
203	0.01	GRN	
204	0.042	GRN	
205	0.164	GRN	
206	0.158	GRN	
207	0.064	GRN	
208	0.132	GRN	
209	0.063	GRN	
210	0.196	GRN	
211	0.125	GRN	
212	0.169	GRN	
213	0.126	GRN	
214	0.141	GRN	
215	0.133	GRN	
216	0.106	GRN	
217	0.143	GRN	
218	0.129	GRN	
219	0.148	GRN	
220	0.15	GRN	
221	0.056	GRN	
222	0.137	GRN	
223	0.175	GRN	
224	0.118	GRN	
225	0.151	GRN	
226	0.121	GRN	
227	0.129	GRN	
228	0.104	GRN	
229	0.127	GRN	
230	0.121	GRN	
231	0.042	GRN	
232	0.142	GRN	
233	0.176	GRN	
234	0.153	GRN	
235	0	GRN	broken
236	0.143	GRN	
237	0.143	GRN	
238	0.152	GRN	
239	0.167	GRN	
240	0.53	GRN	
241	0.188	GRN	
242	0.175	GRN	
243	0.207	GRN	
244	0.121	GRN	
245	0.107	GRN	
246	0.017	GRN	
247	0.139	GRN	

Depth (m)	Magnetic Susceptibility	Rock Type	Comments
248	0.208	GRN	
249	0.051	GRN	
250	0.157	GRN	
251	0.12	GRN	
252	0.013	GRN	
253	0.015	GRN	
254	0.018	GRN	
255	0.127	GRN	
256	0.024	GRN	
257	0.128	GRN	
258	0.185	GRN	
259	0.016	GRN	
260	0.15	GRN	
261	0.215	GRN	
262	0.15	GRN	
263	0	GRN	broken
264	0	GRN	broken
265	0.196	GRN	
266	0.169	GRN	
267	0.142	GRN	
268	0.257	GRN	
269	0.14	GRN	
270	0.186	GRN	
271	0.148	GRN	
272	0.15	GRN	
273	0.153	GRN	
274	0.128	GRN	
275	0.237	GRN	
276	0.103	GRN	
277	0.142	GRN	
278	0.168	GRN	

Depth (m)	Magnetic Susceptibility	Unit	Comments
279	0.206	GRN	
280	0	GRN	broken
281	0.085	GRN	
282	0.152	GRN	
283	0.181	GRN	
284	0.178	GRN	
285	0.137	GRN	
286	0	GRN	broken
287	0.13	GRN	
288	0.179	GRN	
289	0.253	GRN	
290	0.129	GRN	
291	0.141	GRN	
292	0.111	GRN	
293	0.115	GRN	
294	0.148	GRN	
295	0.133	GRN	
296	0.127	GRN	
297	0.147	GRN	
298	0.123	GRN	
299	0.263	GRN	
300	0.012	GRN	

Hole Name

Hole Name	From (m)	Length (m)	Core Size	Rock Type	Weight in Air (g)	Weight in Water (g)	Density (g/cm3)	Specific Gravity	Comments
HAM-12-017									
	73.1	14.9	NQ	GRN	799	497.4	2.6	2.7	Granite
	85	14.9	NQ	GRN	796.5	495.1	2.6	2.6	Granite
	109.3	13.2	NQ	GRN	745.5	457.8	2.8	2.6	Granite
	183.3	14.8	NQ	GRN	782.1	485.1	2.6	2.6	Weakly bleached granite
	186.5	15	NQ	GRN	1364.1	1063	4.5	4.5	Massive sulphide vein.
	187.4	14.8	NQ	GRN	767.7	471	2.5	2.6	strongly bleached granite
	188.2	14.5	NQ	GRN	744.5	462.2	2.5	2.6	Granite
	190.9	14.4	NQ	GRN	763.9	475.2	2.6	2.7	Granite
	194.3	14.6	NQ	GRN	768.7	475.8	2.6	2.6	Granite - trace bleached
	218.1	15.3	NQ	GRN	800.7	498.6	2.6	2.7	Granite
	272	14.1	NQ	GRN	746.2	464.5	2.6	2.7	Granite
	307.3	15.2	NQ	GRN	752.4	450.8	2.4	2.5	Granite

Keg - Silver Range

Archer, Cathro & Associates (1981) Limited

Grid East	Grid North	Easting	Northing	Elevation	Depth (m)
		595522	6918027	1638.06	197.2

ZONE: Hammer

SECTION: 9+620

HOLE: HAM-12-018

CLAIM: YD155444

Contractor: Platinum

Drill: 1

Core Size: NQ

Casing Depth: 4.85m, Out

Drilling Dates: Jul 22 - Jul 24, 2012

Geology Logged By: G. Titley

SURVEY			
Depth (m)	Azimuth	Dip	Method
0	78	-45	Compass
60.1	81	-46.4	Ranger

TARGET:

SUMMARY			
From (m)	To (m)	Interval (m)	Rock Type
0	4.85	4.85	CAS
4.85	29.6	24.75	GRN
29.6	67.6	38	DIO
67.6	72.8	5.2	GRN
72.8	95.2	22.4	DIO
95.2	118	22.8	GRN
118	136.6	18.6	GRN
136.6	197.2	60.6	GRN

SAMPLES	
Numbers:	L840922 to L840941, L862700 to L862706
Total:	30
Batch:	019, 020, 045
Certificates:	WH12177494, WH12183398, WH12207209

COMMENTS

Box Log

HAM-12-018

Silver Range
Hammer Zone

Archer,Cathro & Associates (1981) Limited

Box Number	From (m)	To (m)
1	4.85	10.58
2	10.58	16.14
3	16.14	21.79
4	21.79	26.86
5	26.86	32.35
6	32.35	37.88
7	37.88	43.35
8	43.35	49.05
9	49.05	54.55
10	54.55	60.1
11	60.1	65.61
12	65.61	71.15
13	71.15	76.6
14	76.6	82.03
15	82.03	87.47
16	87.47	92.84
17	92.84	98.49
18	98.49	104.15
19	104.15	109.58
20	109.58	115
21	115	120
22	120	125
23	125	130.14
24	130.14	135.71
25	135.71	141.36
26	141.36	147.15
27	147.15	152.81
28	152.81	158.41
29	158.41	164.14
30	164.14	169.91
31	169.91	175.7
32	175.7	181.45
33	181.45	187.22
34	187.22	192.58
35	192.58	197.2

Box Number	From (m)	To (m)

From (m)	To (m)	Interval (m)	Rock Type	Grain Size	Description	Shade	Colour	Texture	Alteration	Intensity	Mineral	Conc.
0.00	4.85	4.85	CAS	--	Casing.							
						--	--	---	---	--	--	0
4.85	29.60	24.75	GRN	MG	Greenish tinged granite with carbonate and clay infilled fractures at 45° at a frequency of 10/m.							
						MD	GY	PH	SER	2I	--	0
						MD	GN		ARG	2I		
29.60	67.60	38.00	DIO	MG	Diorite with 2-4mm large hornblende crystals and with 1-3mm thick calcite and clay infilled dark grey-greenish fractures at 20-45° TCA.							
						DK	GY	PH	ARG	1I	Py	1
						DK	GN					
67.60	67.76	0.16	GRN	MG	Granite with up to 50cm long bleached sections as well as white and pink carbonates mixed with clay minerals on fractures.							
						MD	GY	PH	BLE	3I	--	0
						LT	GY		ARG	2I		
									SIL	1I		
67.76	67.77	0.01	QVN	MG	Laminated quartz vein with black powdery (oxide+sulphide?) mineralisation as well as manganese oxides.							
						MD	GY	LA	OXI	2I	Un	20
									SIL	4I		
67.77	72.80	5.03	GRN	MG	Granite with up to 50cm long bleached sections as well as white and pink carbonates mixed with clay minerals on fractures.							
						MD	GY		ARG	2I		
						LT	GY	PH	BLE	3I	Ox	1
									SIL	2I		
72.80	95.20	22.40	GRN	MG	Diorite with 2-4mm large hornblende crystals and with 1-3mm thick calcite and clay infilled dark grey-greenish fractures at 20-45° TCA.							
						DK	GY	PH	ARG	1I	Py	1
						DK	GN					
95.20	118.00	22.80	GRN	MG	Granite with dendritic manganese oxides on fractures with clay and calcite and pink tinged carbonates common on fractures.							

From (m)	To (m)	Interval (m)	Rock Type	Grain Size	Description	Shade	Colour	Texture	Alteration	Intensity	Mineral	Conc.
						MD	GY	PH	ARG	1I	--	0
118.00	130.20	12.20	GRN	MG	With manganese oxide stains on fractures at 10-45° TCA with 1mm of clay and calcite gouge. Where the manganese staining is stronger, the gouge is yellow, orange and with lesser calcite.							
						LT	GY	PH	OXI	3I	--	0
						LT	RD		ARG	2I		
130.20	131.20	1.00	GRN	MG	Strongly oxidized granite with black oxide/sulphide mineralisation on fractures and disseminated throughout.							
						LT	RD	PH	OXI	4I	Un	1
									ARG	2I	Ox	1
131.20	131.26	0.06	ARG	FG	16cm fracture infilled with white gouge on its lower contact lies 2mm of black oxides and a 5mm intensely oxidized envelope.							
						LT	GY	EA	ARG	5I	--	0
						LT	WH		OXI	3I		
131.26	132.00	0.74	GRN	MG	Strongly bleached, weakly oxidized granite with weak manganese oxides.							
						LT	GY	PH	OXI	2I	Ox	2
									BLE	4I		
132.00	132.06	0.06	QVN	CG	Vuggy, 3cm thick quartz vein at 50° TCA with up to 3mm large euhedral quartz crystals visible inside the vugs. A very-fine grained, compact black mass of sulphides and oxides makes up roughly a fifth of the vein. Orange, reddish and earthy oxides also occur within the vugs.							
						MD	GY	VU	OXI	4I	Un	20
						LT	RD					
						DK	BK					
132.06	135.09	3.03	GRN	MG	Strongly oxidized and manganese oxide stained granite with common barren quartz veinlets less than 5mm thick at random orientations.							
						LT	RD	PH	OXI	4I	Un	3
						LT	GY		ARG	1I		
									SIL	3I		
135.09	135.42	0.33	GRN	MG	Laminated quartz vein with 50% granite included within. Heavily manganese oxide and other oxide (and sulphide?) stained with red iron-oxides on joints.							
						LT	RD	PH	OXI	3I	Un	3

From (m)	To (m)	Interval (m)	Rock Type	Grain Size	Description	Shade	Colour	Texture	Alteration	Intensity	Mineral	Conc.
						LT	GY	LA	SIL	5I		
135.42	136.60	1.18	GRN	MG	Strongly oxidized and manganese oxide stained granite with common barren quartz veinlets less than 5mm thick at random orientations.							
						LT	RD	PH	OXI	4I	Un	2
						LT	GY		ARG	1I		
									SIL	3I		
136.60	180.52	43.92	GRN	MG	Medium grey granite.							
						MD	GY	PH	OXI	1I	--	0
180.52	180.65	0.13	QVN	MG	Branched rhodochrosite-quartz vein with main branch at 45° TCA containing up to 1cm large sphalerite blebs as well as up to 1mm galena blebs and disseminated chalcopyrite.							
						LT	PK	VT	---	--	Sp	5
						LT	GY				Gn	1
											Cp	0.1
180.65	180.70	0.05	GRN	MG	Medium grey granite.							
						MD	GY	PH	---	--	--	0
180.70	180.75	0.05	QVN	MG	A succession of less than 1cm thick rhodochrosite veinlets at 30° TCA alternating with granite.							
						MD	GY	VT	SIL	5I	Un	30
						LT	GY					
						LT	PK					
180.75	184.80	4.05	GRN	MG	Medium grey granite.							
						MD	GY	PH	---	--	--	0
184.80	184.82	0.02	QVN	MG	Vuggy, 55% rhodochrosite, 15% quartz vein at 45° TCA with <1cm sphalerite and galena blebs as well as <3mm chalcopyrite blebs, pyrite spherules.							
						LT	PK	VU	---	--	Sp	20
						LT	GY				Gn	5
											Py	3
											Cp	2
184.82	191.50	6.68	GRN	MG	Medium grey granite.							
						MD	GY	PH	---	--	--	0

From (m)	To (m)	Interval (m)	Rock Type	Grain Size	Description	Shade	Colour	Texture	Alteration	Intensity	Mineral	Conc.
191.50	192.50	1.00	GRN	MG	Separation with up to 2cm large megacrysts of feldspar, quartz and muscovite.							
						MD	GY	PH	---	--	--	0
						LT	GY					
192.50	197.20	4.70	GRN	MG	Medium grey granite.							
						MD	GY	PH	---	--	--	0

Sample Log

HAM-12-018

Silver Range
Hammer Zone

Archer,Cathro & Associates (1981) Limited

From (m)	To (m)	Interval (m)	Rock Type	Recovery (m)	Recovery %	Sample Number	BatchName	Batch Class	Standard	Blank	1/4 Dup	Coarse Dup
0.00	0.00	0.00	-QC-	0.00	0	L840937	12-020	Core		☑	☐	☐
0.00	0.00	0.00	-QC-	0.00	0	L840925	12-019	Core	ME8	☐	☐	☐
116.00	118.00	2.00	GRN	1.90	95	L840922	12-019	Core		☐	☐	☐
118.00	120.00	2.00	GRN, GRN	1.90	95	L840923	12-019	Core		☐	☐	☐
120.00	122.00	2.00	GRN	1.95	98	L840924	12-019	Core		☐	☐	☐
122.00	124.00	2.00	GRN	2.00	100	L840926	12-019	Core		☐	☐	☐
124.00	127.00	3.00	GRN	3.00	100	L840927	12-019	Core		☐	☐	☐
127.00	129.20	2.20	GRN	2.10	95	L840928	12-019	Core		☐	☐	☐
129.20	131.00	1.80	GRN	1.70	94	L840929	12-019	Core		☐	☐	☐
131.00	131.90	0.90	GRN	0.90	100	L840930	12-019	Core		☐	☐	☐
131.90	132.40	0.50	GRN	0.50	100	L840931	12-019	Core		☐	☐	☐
131.90	132.40	0.50	GRN	0.50	100	L840932	12-019	Core		☐	☐	☑
132.40	133.20	0.80	GRN	0.80	100	L840933	12-019	Core		☐	☐	☐
133.20	135.00	1.80	GRN	1.25	69	L840934	12-019	Core		☐	☐	☐
135.00	135.50	0.50	GRN	0.50	100	L840935	12-020	Core		☐	☐	☐
135.50	136.60	1.10	GRN	1.00	91	L840936	12-020	Core		☐	☐	☐
136.60	139.60	3.00	GRN, GRN	3.00	100	L840938	12-020	Core		☐	☐	☐
139.60	142.60	3.00	GRN	3.00	100	L840939	12-020	Core		☐	☐	☐
178.10	179.10	1.00	GRN	0.98	98	L862700	12-045	Core		☐	☐	☐
179.10	180.10	1.00	GRN	0.93	93	L862701	12-045	Core		☐	☐	☐
180.10	180.90	0.80	GRN	0.80	100	L840940	12-020	Core		☐	☐	☐
180.90	181.90	1.00	GRN	1.00	100	L862702	12-045	Core		☐	☐	☐
181.90	183.50	1.60	GRN	1.60	100	L862703	12-045	Core		☐	☐	☐
183.50	184.50	1.00	GRN	0.99	99	L862704	12-045	Core		☐	☐	☐
184.50	185.00	0.50	GRN	0.50	100	L840941	12-020	Core		☐	☐	☐
185.00	186.00	1.00	GRN	0.93	93	L862705	12-045	Core		☐	☐	☐

From (m)	To (m)	Interval (m)	Rock Type	Recovery (m)	Recovery %	Sample Number	BatchName	Batch Class	Standard	Blank	1/4 Dup	Coarse Dup
186.00	187.00	1.00	GRN	0.97	97	L862706	12-045	Core		☐	☐	☐

From (m)	To (m)	Interval (m)	Recovery (m)	Recovery %	RQD	RQD %	Reactivity	Hardness	Weathering	Comments
0.00	5.18	5.18	0.33	6	0.00	0	0R	4H	1W	
5.18	8.22	3.04	2.35	77	0.99	33	0R	4H	1W	
8.22	11.27	3.05	3	98	2.15	70	0R	4H	1W	
11.27	14.32	3.05	2.99	98	1.85	61	0R	4H	1W	
14.32	17.37	3.05	3.05	100	2.07	68	0R	4H	1W	
17.37	23.46	6.09	6.09	100	2.46	40	0R	4H	1W	Missing block
23.46	26.51	3.05	2.83	93	1.93	63	0R	4H	1W	
26.51	29.56	3.05	2.87	94	1.65	54	0R	4H	1W	
29.56	32.61	3.05	2.83	93	0.48	16	0R	4H	1W	
32.61	35.66	3.05	2.95	97	2.00	66	0R	4H	1W	
35.66	38.70	3.04	2.88	95	2.01	66	0R	4H	1W	
38.70	41.75	3.05	3.05	100	2.46	81	0R	4H	1W	
41.75	44.80	3.05	3.05	100	2.52	83	0R	4H	1W	
44.80	47.85	3.05	3	98	2.26	74	0R	4H	1W	
47.85	50.90	3.05	3	98	2.22	73	0R	4H	1W	
50.90	53.94	3.04	2.99	98	1.34	44	0R	4H	1W	
53.94	56.99	3.05	2.94	96	2.19	72	0R	4H	1W	
56.99	60.04	3.05	2.93	96	1.99	65	0R	4H	1W	
60.04	63.09	3.05	3.05	100	1.73	57	0R	4H	1W	
63.09	66.14	3.05	3.05	100	1.25	41	0R	4H	1W	
66.14	69.18	3.04	2.96	97	1.87	62	0R	4H	1W	
69.18	72.23	3.05	2.97	97	1.72	56	0R	4H	1W	
72.23	75.28	3.05	2.8	92	1.19	39	0R	4H	1W	
75.28	78.33	3.05	2.93	96	1.50	49	0R	4H	1W	
78.33	81.38	3.05	2.88	94	1.67	55	0R	4H	1W	
81.38	84.42	3.04	3.04	100	1.17	38	0R	4H	1W	
84.42	87.47	3.05	3.05	100	1.36	45	0R	4H	1W	
87.47	90.52	3.05	2.97	97	1.52	50	0R	4H	1W	
90.52	93.57	3.05	2.86	94	0.33	11	0R	4H	1W	

From (m)	To (m)	Interval (m)	Recovery (m)	Recovery %	RQD	RQD %	Reactivity	Hardness	Weathering	Comments
93.57	96.62	3.05	3.05	100	2.00	66	0R	4H	1W	
96.62	99.66	3.04	2.93	96	2.34	77	0R	4H	1W	
99.66	102.71	3.05	2.84	93	2.16	71	0R	4H	1W	
102.71	105.76	3.05	2.97	97	1.92	63	0R	4H	1W	
105.76	108.81	3.05	2.95	97	2.21	72	0R	4H	1W	
108.81	111.86	3.05	2.98	98	1.14	37	0R	4H	1W	
111.86	114.91	3.05	3.05	100	2.07	68	0R	4H	1W	
114.91	117.95	3.04	2.92	96	0.92	30	0R	4H	1W	
117.95	121.00	3.05	2.75	90	0.46	15	0R	4H	1W	
121.00	124.05	3.05	2.71	89	1.40	46	0R	4H	1W	
124.05	127.10	3.05	2.83	93	1.37	45	0R	4H	1W	
127.10	130.14	3.04	2.83	93	0.70	23	0R	4H	1W	
130.14	133.19	3.05	2.95	97	1.18	39	0R	4H	1W	
133.19	136.24	3.05	2.96	97	1.49	49	0R	4H	1W	
136.24	139.29	3.05	3.05	100	2.61	86	0R	4H	1W	
139.29	142.34	3.05	3.05	100	2.94	96	0R	4H	1W	
142.34	145.38	3.04	2.99	98	2.43	80	0R	4H	1W	
145.38	148.43	3.05	2.99	98	2.60	85	0R	4H	1W	
148.43	151.48	3.05	3.05	100	2.71	89	0R	4H	1W	
151.48	154.53	3.05	2.97	97	1.00	33	0R	4H	1W	
154.53	157.58	3.05	3.05	100	2.68	88	0R	4H	1W	
157.58	160.62	3.04	3.04	100	2.25	74	0R	4H	1W	
160.62	163.67	3.05	3.05	100	2.65	87	0R	4H	1W	
163.67	166.72	3.05	3.05	100	2.47	81	0R	4H	1W	
166.72	169.77	3.05	2.99	98	2.80	92	0R	4H	1W	
169.77	172.82	3.05	3.05	100	2.78	91	0R	4H	1W	
172.82	175.86	3.04	3.04	100	3.04	100	0R	4H	1W	
175.86	178.91	3.05	3.05	100	2.77	91	0R	4H	1W	
178.91	181.96	3.05	3.05	100	3.05	100	0R	4H	1W	
181.96	185.01	3.05	3.05	100	2.58	85	0R	4H	1W	
185.01	188.06	3.05	3	98	2.70	89	0R	4H	1W	

From (m)	To (m)	Interval (m)	Recovery (m)	Recovery %	RQD	RQD %	Reactivity	Hardness	Weathering	Comments
188.06	191.11	3.05	3.05	100	2.64	87	0R	4H	1W	
191.11	194.15	3.04	3.04	100	2.82	93	0R	4H	1W	
194.15	197.20	3.05	2.98	98	2.84	93	0R	4H	1W	EOH

Depth (m)	Magnetic Susceptibility	Rock Type	Comments
1	0	CAS	OVB
2	0	CAS	OVB
3	0	CAS	OVB
4	0	CAS	OVB
5	0	GRN	OVB
6	0	GRN	OVB
7	0.14	GRN	
8	0.22	GRN	
9	0	GRN	
10	0.16	GRN	
11	0.14	GRN	
12	0.29	GRN	
13	0.13	GRN	
14	0.15	GRN	
15	0.18	GRN	
16	0.16	GRN	
17	0.15	GRN	
18	0.15	GRN	
19	0	GRN	
20	0.1	GRN	
21	0.19	GRN	
22	0.11	GRN	
24	0.13	GRN	
25	0.05	GRN	
26	0.14	GRN	
27	0.19	GRN	
28	0.16	GRN	
29	0.32	GRN	
30	0.37	DIO	

Depth (m)	Magnetic Susceptibility	Unit	Comments
31	5.65	DIO	
32	1.92	DIO	
33	0.57	DIO	
34	0.66	DIO	
35	0.58	DIO	
37	0.67	DIO	
38	0.63	DIO	
39	0.59	DIO	
40	0.44	DIO	
41	0.44	DIO	
43	0.45	DIO	
44	0.31	DIO	
45	0.42	DIO	
46	0.74	DIO	
47	0.5	DIO	
48	0.41	DIO	
49	0.5	DIO	
50	0.59	DIO	
52	0.64	DIO	
52	0.56	DIO	
53	0.47	DIO	
54	0.39	DIO	
55	0.44	DIO	
56	0.54	DIO	
57	0.42	DIO	
58	0.4	DIO	
59	0.38	DIO	
60	0.38	DIO	
61	0.39	DIO	

Depth (m)	Magnetic Susceptibility	Rock Type	Comments
62	0.4	DIO	
63	0.3	DIO	
64	0.49	DIO	
65	0.44	DIO	
66	0.53	DIO	
67	2.44	DIO	
68	0.14	GRN	
69	0.21	GRN	
70	0.15	GRN	
71	0.2	GRN	
72	0.26	GRN	
73	1.85	DIO	
74	0.61	DIO	
75	0.5	DIO	
77	0.46	DIO	
78	0.74	DIO	
79	0.44	DIO	
80	0.58	DIO	
81	0.55	DIO	
82	0.58	DIO	
83	0.7	DIO	
84	0.98	DIO	
85	0.55	DIO	
86	0.63	DIO	
87	0.53	DIO	
88	0.63	DIO	
89	0.52	DIO	
91	0.54	DIO	
92	0.54	DIO	
93	0.7	DIO	
94	2.24	DIO	
95	0.68	DIO	
96	0.16	GRN	
97	0.68	GRN	
98	0.13	GRN	
99	0.13	GRN	
100	0.13	GRN	
101	0.15	GRN	
102	0.33	GRN	
103	0.15	GRN	
104	0.15	GRN	
105	0.14	GRN	
106	0.03	GRN	
107	0.22	GRN	
108	0.15	GRN	
109	0.16	GRN	
110	0.17	GRN	
111	0.09	GRN	
112	0.13	GRN	
113	0.06	GRN	
114	0.31	GRN	
115	0.21	GRN	
116	0.1	GRN	
117	0.29	GRN	
118	0.12	GRN	
118	0.12	GRN	
119	0.12	GRN	
120	0.18	GRN	
121	0.138	GRN	
122	0.5	GRN	
123	0.111	GRN	
124	0.347	GRN	

Depth (m)	Magnetic Susceptibility	Rock Type	Comments
125	0.208	GRN	
126	0.233	GRN	
127	0.13	GRN	
128	0.299	GRN	
129	0.374	GRN	
130	0	GRN	N/A broken?
131	0.268	GRN	
132	0.148	GRN	
133	0.068	GRN	
134	0.086	GRN	
135	0.118	GRN	
136	0.181	GRN	
137	0.207	GRN	
138	0.111	GRN	
139	0.094	GRN	
140	0.037	GRN	
141	0.133	GRN	
142	0.105	GRN	
143	0.11	GRN	
144	0.688	GRN	
145	0.111	GRN	
146	0.1	GRN	
147	0.14	GRN	
148	0.044	GRN	
149	0.097	GRN	
150	0.097	GRN	
151	0.102	GRN	
152	0.13	GRN	
153	0.16	GRN	
154	0.123	GRN	
155	0.059	GRN	

Depth (m)	Magnetic Susceptibility	Unit	Comments
156	0.2	GRN	
157	0.2	GRN	
158	0.07	GRN	
159	0.121	GRN	
160	0.103	GRN	
161	0.052	GRN	
162	0.548	GRN	
163	0.195	GRN	
164	0.135	GRN	
165	0.202	GRN	
166	0.163	GRN	
167	0.185	GRN	
168	0.089	GRN	
169	0.167	GRN	
170	0.181	GRN	
171	0.103	GRN	
172	0.114	GRN	
173	0.157	GRN	
174	0.013	GRN	
175	0.139	GRN	
176	0.13	GRN	
177	0.133	GRN	
178	0.12	GRN	
179	0.135	GRN	
180	0.138	GRN	
181	0.128	GRN	
182	0.14	GRN	
183	0.164	GRN	
184	0.133	GRN	
185	0.044	GRN	
186	0.151	GRN	

Depth (m)	Magnetic Susceptibility	Rock Type	Comments
187	0.01	GRN	
188	0.155	GRN	
189	0.146	GRN	
190	0.295	GRN	
191	0.023	GRN	
192	0.013	GRN	
193	0.022	GRN	
194	0.136	GRN	
195	0.064	GRN	
196	0.201	GRN	
197	0.026	GRN	

Depth (m)	Magnetic Susceptibility	Unit	Comments

Hole Name

Hole Name	From (m)	Length (m)	Core Size	Rock Type	Weight in Air (g)	Weight in Water (g)	Density (g/cm3)	Specific Gravity	Comments
HAM-12-018									
	10	14.8	BTW	GRN	780.2	486.3	3.8	2.7	Granite
	31.6	14.9	BTW	DIO	814	514.2	4.0	2.7	Diorite
	47.1	14.7	BTW	DIO	796.5	502.5	4.0	2.7	Diorite
	80	14.8	BTW	DIO	806.3	510	4.0	2.7	Diorite
	99	14.8	BTW	GRN	786.3	489.3	3.9	2.7	Granite
	121.8	14.7	BTW	GRN	777.9	481.7	3.9	2.6	Granite
	150.9	14.6	BTW	GRN	774.4	481.1	3.9	2.6	Granite

Keg - Silver Range

Archer, Cathro & Associates (1981) Limited

Grid East	Grid North	Easting	Northing	Elevation	Depth (m)
		595411	6918111	1608.45	270.35

ZONE: Hammer

SECTION: 9+720

HOLE: HAM-12-019

CLAIM: YD155444

Contractor: Platinum

Drill: 1

Core Size: NQ

Casing Depth: 4.17m, Out

Drilling Dates: Jul 25 - Jul 28, 2012

Geology Logged By: R. Avram

SURVEY			
Depth (m)	Azimuth	Dip	Method
0	80	-45	Compass
270.35	81	-46.6	Ranger

TARGET:

SUMMARY			
From (m)	To (m)	Interval (m)	Rock Type
0	4.17	4.17	CAS
4.17	7.5	3.33	OVB
7.5	85	77.5	GRN
85	112	27	GRN
112	134	22	GRN
134	171.4	37.4	GRN
171.4	248.5	77.1	GRN
248.5	270.35	21.85	GRN

SAMPLES	
Numbers:	L840942 to L840993
Total:	59
Batch:	020, 022
Certificates:	WH12183398, WH12186534

COMMENTS

Box Log

HAM-12-019

Silver Range
Hammer Zone

Archer,Cathro & Associates (1981) Limited

Box Number	From (m)	To (m)
1	4.17	9.49
2	9.49	15.3
3	15.3	21
4	21	26.75
5	26.75	32.61
6	32.61	38.23
7	38.23	43.85
8	43.85	49.6
9	49.6	55.31
10	55.31	61.02
11	61.02	66.71
12	66.71	72.39
13	72.39	78.21
14	78.21	84.03
15	84.03	89.4
16	89.4	95
17	95	100.6
18	100.6	105.92
19	105.92	111.66
20	111.66	117.25
21	117.25	123.12
22	123.12	128.81
23	128.81	134.52
24	134.52	140.14
25	140.14	145.83
26	145.83	151.56
27	151.56	157.42
28	157.42	163.08
29	163.08	168.76
30	168.76	174.38
31	174.38	180.11
32	180.11	185.66
33	185.66	191.21
34	191.21	197.07
35	197.07	202.56
36	202.56	208
37	208	213.55
38	213.55	219
39	219	224.64
40	224.64	230.36
41	230.36	236
42	236	241.73
43	241.73	247.7
44	247.7	253.37
45	253.37	258.72
46	258.72	264.26
47	264.26	269.88
48	269.88	270.35

Box Number	From (m)	To (m)

From (m)	To (m)	Interval (m)	Rock Type	Grain Size	Description	Shade	Colour	Texture	Alteration	Intensity	Mineral	Conc.
0.00	4.17	4.17	CAS	--	Casing.							
						--	--	---	---	--	--	0
4.17	7.50	3.33	OVB	MG	Overburden. Granite rubble, some with earthy clay on a few joints.							
						MD	GY	PH	ARG	1I	--	0
7.50	50.50	43.00	GRN	MG	2 mica granite with trace oxidation occuring mostly on fractures.							
						MD	GY	PH	OXI	1I	--	0
50.50	51.00	0.50	GRN	MG	strongly bleached granite with randomly oriented hairline veinlets with dark grey sulphide/oxide mineralisation.							
						LT	GY	PH	BLE	4I	Un	1
						LT	WH					
51.00	53.00	2.00	GRN	MG	2 mica granite with trace oxidation occuring mostly on fractures as well as dark grey mineralised veinlets at 45° TCA occuring at a frequency of 25/m							
						MD	GY	PH	---	--	Ox	0.2
53.00	85.00	32.00	GRN	MG	2 mica granite with trace oxidation occuring mostly on fractures.							
						MD	GY	PH	---	--	--	0
85.00	88.80	3.80	GRN	MG	Granite that is oxidized through its fabric and with black oxides on fractures and hairline randomly oriented veinlets.							
						MD	RD	PH	OXI	5I	Ox	2
									ARG	2I		
88.80	93.30	4.50	GRN	MG	Weakly oxidized granite.							
						MD	GY	PH	OXI	2I	--	0
						LT	RD					
93.30	98.42	5.12	GRN	MG	Hydrothermally altered, strongly bleached section with strong manganese staining on 5-15cm intercalated sections.							
						LT	RD	PH	OXI	4I	Ox	10

From (m)	To (m)	Interval (m)	Rock Type	Grain Size	Description	Shade	Colour	Texture	Alteration	Intensity	Mineral	Conc.
						LT	WH		SIL	3I		
						DK	BK		BLE	4I		
									ARG	4I		
98.42	112.00	13.58	GRN	MG	Locally weakly to strongly oxidized granite with manganese oxides predominantly on fractures but also with some in the granite matrix.							
						MD	GY					
						LT	RD	PH	OXI	3I	Ox	0.2
112.00	117.25	5.25	GRN	MG	Tracely oxidized granite.							
						MD	GY	PH	OXI	1I	--	0
117.25	122.30	5.05	GRN	MG	Bleached granite with less than 2mm thick dark grey veinlets scattered throughout.							
						LT	GY	PH	OXI	3I	Un	1
									ARG	1I		
									BLE	4I		
122.30	134.00	11.70	GRN	MG	Tracely oxidized granite.							
						MD	GY	PH	OXI	1I	--	0
									ARG	1I		
134.00	171.40	37.40	GRN	MG	Medium grained granite with trace argillic alteration on fractures as well as up to 1m sections of coarse grained granite with feldspar, muscovite and biotite megacrysts up to 2cm large as well as up to 4mm large tourmaline cystals.							
						MD	GY	PH	OXI	1I	--	0
171.40	172.52	1.12	GRN	MG	Strongly bleached granite with trace oxidation on a few fractures. Mineralisation occurs as very fine grained grey powdery aggregates dissmeninated in the granite matrix.							
						LT	WH	PH	BLE	4I	Un	1
						LT	GY		OXI	1I		
172.52	173.02	0.50	QVN	MG	Laminated, vuggy quartz vein with black, powdery manganese oxides, earthy red oxidized aggregates as well as up to 3mm large euhedral quartz crystals within the vugs.							
						LT	RD	VU				
						LT	GY	LA	OXI	4I	Ox	10

From (m)	To (m)	Interval (m)	Rock Type	Grain Size	Description	Shade	Colour	Texture	Alteration	Intensity	Mineral	Conc.
173.02	185.70	12.68	GRN	MG	Strongly bleached granite with trace oxidation on a few fractures. Mineralisation occurs as very fine grained grey powdery aggregates dissmeninated in the granite matrix.							
						LT	WH	PH	BLE	4I	Un	1
						LT	GY		OXI	1I		
185.70	187.00	1.30	GRN	MG	Moderately argillic and oxidized granite.							
						MD	GY		ARG	3I		
						LT	RD	PH	OXI	3I	--	0
187.00	187.80	0.80	GRN	MG	Fresh granite.							
						MD	GY	PH	---	--	--	0
187.80	188.60	0.80	GRN	MG	Strongly bleached granite with trace oxidation on a few fractures. Mineralisation occurs as very fine grained grey powdery aggregates dissmeninated in the granite matrix.							
						LT	GY	PH	BLE	4I	Un	1
						LT	WH		OXI	1I		
188.60	193.80	5.20	GRN	MG	Granite with a green tinge on the feldspar crystals, suggesting sericite alteration.							
						MD	GY	PH	SER	2I	--	0
						LT	GN					
193.80	194.20	0.40	GRN	MG	Strongly oxidized, moderately sericite altered granite.							
						MD	RD	PH	SER	3I	--	0
						MD	GY		OXI	4I		
194.20	195.00	0.80	GRN	MG	Strongly bleached granite with trace oxidation on a few fractures. Mineralisation occurs as very fine grained grey powdery aggregates dissmeninated in the granite matrix.							
						LT	GY	PH	BLE	4I	Un	1
						LT	WH					
195.00	195.60	0.60	GRN	MG	Strongly oxidized, moderately sericite altered granite with an earthy texture as well as some siliceous veinlets less than 3mm thick.							
						MD	RD	PH	OXI	4I	--	0

From (m)	To (m)	Interval (m)	Rock Type	Grain Size	Description	Shade	Colour	Texture	Alteration	Intensity	Mineral	Conc.
						MD	GY		SER	4I		
									ARG	3I		
									SIL	1I		
195.60	198.30	2.70	GRN	MG	Locally brecciated, tracely sericite altered, strongly bleached granite with trace oxidation on a few fractures as well as a few <2mm thick 45° TCA veinlets with sphalerite in <1mm large blebs. Mineralisation occurs as very fine grained grey powdery aggregates dissmeninated in the granite matrix.							
						LT	GY	PH	SER	1I	Sp	0.1
						LT	WH		BLE	4I		
198.30	200.80	2.50	GRN	MG	Greenish granite with calcite veinlets as well as propylitic alteration. The rock fizzes with the application of dilute HCl.							
						MD	GN	PH	SER	4I	--	0
									---	3I		
200.80	225.28	24.48	GRN	MG	Bleached granite sections intercalated with sericite and argillite altered sections.							
						LT	GN	PH	BLE	4I	--	0
						LT	WH		SER	4I		
									ARG	4I		
225.28	225.32	0.04	QVN	MG	Laminated, smoked quartz veub with trace-weak disseminated, bronzy very fine-grained aggregates.							
						MD	GY	LA	ARG	2I	Un	2
						LT	BR					
225.32	229.08	3.76	GRN	MG	Fresh granite with trace argillic alteration alternating with bleached granite.							
						MD	GY		ARG	2I		
						LT	WH	PH	BLE	2I	Un	0.1
229.08	229.15	0.07	QVN	MG	Laminated quartz (50%) vein with 50% strongly oxidized wallrock.							
						MD	GY		SIL	4I		
						LT	GY	PH	OXI	4I	--	0
									BLE	4I		

From (m)	To (m)	Interval (m)	Rock Type	Grain Size	Description	Shade	Colour	Texture	Alteration	Intensity	Mineral	Conc.
229.15	230.20	1.05	GRN	MG	Strongly bleached granite with trace oxidation on a few fractures as well as three <2mm thick manganese oxide veinlets.							
						LT	GY	PH	BLE	4I	Ox	1
						LT	WH					
230.20	233.00	2.80	GRN	MG	Hydrothermally altered interval featuring a laminated, vuggy quartz vein at 230.80 to 231.50 that comprises 50% strongly oxidized granite. The lower contact is brecciated and strongly argillic altered.							
						LT	RD	PH	OXI	4I	Un	5
						LT	WH		BLE	4I		
						LT	GY		SIL	4I		
						DK	BK		ARG	2I		
233.00	241.80	8.80	GRN	MG	Sericite altered granite with strong argillic alteration in <20cm sections.							
						MD	GY	PH	SER	2I	--	0
						MD	GN		ARG	3I		
241.80	243.80	2.00	GRN	MG	Strongly bleached granite with trace oxidation on a few fractures. Mineralisation occurs as very fine grained grey powdery aggregates dissmeninated in the granite matrix							
						LT	GY	PH	BLE	4I	Un	1
						LT	WH					
243.80	248.50	4.70	GRN	MG	Hydrothermally altered section of intensely bleached, oxidized and argillic granite with brecciated, silicified sections. The bottom of the interval is sericite altered and brecciated. Sulphides are visible in 3cm laminated quartz veins within the brecciation.							
						LT	WH	PH	ARG	4I	Un	4
						LT	RD		SER	2I		
						LT	GY		SIL	2I		
									OXI	4I		
									BLE	4I		
248.50	270.35	21.85	GRN	MG	Weakly sericitic, tracely argillic granite with scattered dark grey hairline veinlets.							
						MD	GY	PH	ARG	1I	--	0

From (m)	To (m)	Interval (m)	Rock Type	Grain Size	Description	Shade	Colour	Texture	Alteration	Intensity	Mineral	Conc.
									SER	2I		

Sample Log

HAM-12-019

Silver Range
Hammer Zone

Archer,Cathro & Associates (1981) Limited

From (m)	To (m)	Interval (m)	Rock Type	Recovery (m)	Recovery %	Sample Number	BatchName	Batch Class	Standard	Blank	1/4 Dup	Coarse Dup
0.00	0.00	0.00	-QC-	0.00	0	L840952	12-020	Core	ME8	☐	☐	☐
0.00	0.00	0.00	-QC-	0.00	0	L840962	12-020	Core		☑	☐	☐
0.00	0.00	0.00	-QC-	0.00	0	L840977	12-022	Core	ME8	☐	☐	☐
0.00	0.00	0.00	-QC-	0.00	0	L840983	12-022	Core		☑	☐	☐
0.00	0.00	0.00	-QC-	0.00	0	L840944	12-020	Core	ME8	☐	☐	☐
50.50	51.00	0.50	GRN	0.50	100	L840942	12-020	Core		☐	☐	☐
85.00	88.00	3.00	GRN, GRN	3.00	100	L840943	12-020	Core		☐	☐	☐
88.00	91.00	3.00	GRN	3.00	100	L840945	12-020	Core		☐	☐	☐
91.00	93.25	2.25	GRN	2.25	100	L840946	12-020	Core		☐	☐	☐
93.25	95.00	1.75	GRN	1.75	100	L840947	12-020	Core		☐	☐	☐
93.25	95.00	1.75	GRN	1.75	100	L840948	12-020	Core		☐	☐	☑
95.00	96.80	1.80	GRN	1.80	100	L840949	12-020	Core		☐	☐	☐
96.80	97.55	0.75	GRN	0.75	100	L840950	12-020	Core		☐	☐	☐
97.55	98.05	0.50	GRN	0.50	100	L840951	12-020	Core		☐	☐	☐
98.05	101.00	2.95	GRN	2.95	100	L840953	12-020	Core		☐	☐	☐
101.00	104.00	3.00	GRN	3.00	100	L840954	12-020	Core		☐	☐	☐
104.00	107.00	3.00	GRN	3.00	100	L840955	12-020	Core		☐	☐	☐
107.00	109.00	2.00	GRN	2.00	100	L840956	12-020	Core		☐	☐	☐
109.00	110.60	1.60	GRN	1.55	97	L840957	12-020	Core		☐	☐	☐
110.60	112.00	1.40	GRN	1.40	100	L840958	12-020	Core		☐	☐	☐
112.00	115.00	3.00	GRN, GRN	3.00	100	L840959	12-020	Core		☐	☐	☐
115.00	117.00	2.00	GRN	2.00	100	L840960	12-020	Core		☐	☐	☐
117.00	118.60	1.60	GRN	1.60	100	L840961	12-020	Core		☐	☐	☐
118.60	121.60	3.00	GRN	2.94	98	L840963	12-020	Core		☐	☐	☐
121.60	122.30	0.70	GRN	0.64	91	L840964	12-020	Core		☐	☐	☐
170.00	172.40	2.40	GRN	2.32	97	L840965	12-020	Core		☐	☐	☐

From (m)	To (m)	Interval (m)	Rock Type	Recovery (m)	Recovery %	Sample Number	BatchName	Batch Class	Standard	Blank	1/4 Dup	Coarse Dup
172.40	173.10	0.70	GRN	0.66	94	L840966	12-020	Core		☐	☐	☐
173.10	175.30	2.20	GRN	2.14	97	L840967	12-020	Core		☐	☐	☐
173.10	175.30	2.20	GRN	2.14	97	L840968	12-020	Core		☐	☑	☐
175.30	178.00	2.70	GRN	2.67	99	L840969	12-020	Core		☐	☐	☐
185.80	188.80	3.00	GRN	2.88	96	L840970	12-020	Core		☐	☐	☐
193.00	196.00	3.00	GRN	2.85	95	L840971	12-022	Core		☐	☐	☐
196.00	198.00	2.00	GRN	1.90	95	L840972	12-022	Core		☐	☐	☐
198.00	201.00	3.00	GRN	2.83	94	L840973	12-022	Core		☐	☐	☐
201.00	204.00	3.00	GRN	2.90	97	L840974	12-022	Core		☐	☐	☐
204.00	207.00	3.00	GRN	2.94	98	L840975	12-022	Core		☐	☐	☐
207.00	210.00	3.00	GRN	2.98	99	L840976	12-022	Core		☐	☐	☐
224.50	225.70	1.20	GRN	1.20	100	L840978	12-022	Core		☐	☐	☐
225.70	228.70	3.00	GRN	3.00	100	L840979	12-022	Core		☐	☐	☐
228.70	230.00	1.30	GRN	1.27	98	L840980	12-022	Core		☐	☐	☐
230.00	230.70	0.70	GRN	0.68	97	L840981	12-022	Core		☐	☐	☐
230.70	231.40	0.70	GRN	0.70	100	L840982	12-022	Core		☐	☐	☐
231.40	232.80	1.40	GRN	1.37	98	L840984	12-022	Core		☐	☐	☐
232.80	235.00	2.20	GRN	2.16	98	L840985	12-022	Core		☐	☐	☐
235.00	238.00	3.00	GRN	2.92	97	L840986	12-022	Core		☐	☐	☐
238.00	241.00	3.00	GRN	2.87	96	L840987	12-022	Core		☐	☐	☐
238.00	241.00	3.00	GRN	2.87	96	L840988	12-022	Core		☐	☑	☐
241.00	243.60	2.60	GRN	2.55	98	L840989	12-022	Core		☐	☐	☐
243.60	246.10	2.50	GRN	2.46	98	L840990	12-022	Core		☐	☐	☐
246.10	247.00	0.90	GRN	0.88	98	L840991	12-022	Core		☐	☐	☐
247.00	247.50	0.50	GRN	0.45	90	L840992	12-022	Core		☐	☐	☐
247.50	250.00	2.50	GRN	2.47	99	L840993	12-022	Core		☐	☐	☐

From (m)	To (m)	Interval (m)	Recovery (m)	Recovery %	RQD	RQD %	Reactivity	Hardness	Weathering	Comments
0.00	4.17	4.17	0	0	0.00	0	0R	--	--	OVB
4.17	5.18	1.01	1.01	100	0.32	32	0R	4H	1W	
5.18	8.23	3.05	2.87	94	1.16	38	0R	4H	1W	
8.23	11.28	3.05	2.89	95	1.99	65	0R	4H	1W	
11.28	14.33	3.05	3.05	100	2.92	96	0R	4H	1W	
14.33	17.37	3.04	3.04	100	2.58	85	0R	4H	1W	
17.37	20.42	3.05	3.05	100	2.60	85	0R	4H	1W	
20.42	23.47	3.05	3.05	100	2.56	84	0R	4H	1W	
23.47	26.52	3.05	3.05	100	2.73	90	0R	4H	1W	
26.52	29.57	3.05	3.05	100	2.72	89	0R	4H	1W	
29.57	32.61	3.04	3.04	100	2.65	87	0R	4H	1W	
32.61	35.66	3.05	3	98	2.84	93	0R	4H	1W	
35.66	38.71	3.05	2.99	98	2.44	80	0R	4H	1W	
38.71	41.76	3.05	3	98	1.91	63	0R	4H	1W	
41.76	44.81	3.05	3.05	100	2.39	78	0R	4H	1W	
44.81	47.85	3.04	3.04	100	2.89	95	0R	4H	1W	
47.85	50.90	3.05	3.05	100	1.93	63	0R	4H	1W	
50.90	53.95	3.05	3.05	100	2.59	85	0R	4H	1W	
53.95	57.00	3.05	3	98	2.21	72	0R	4H	1W	
57.00	60.04	3.04	3.04	100	2.81	92	0R	4H	1W	
60.04	63.09	3.05	3.05	100	2.82	92	0R	4H	1W	
63.09	66.14	3.05	2.97	97	2.77	91	0R	4H	1W	
66.14	69.18	3.04	3.04	100	2.92	96	0R	4H	1W	
69.18	72.23	3.05	2.96	97	2.96	97	0R	4H	1W	
72.23	75.28	3.05	3.05	100	2.72	89	0R	4H	1W	
75.28	78.33	3.05	3.05	100	2.81	92	0R	4H	1W	
78.33	81.38	3.05	3.05	100	2.93	96	0R	4H	1W	
81.38	84.43	3.05	2.99	98	2.39	78	0R	4H	1W	
84.43	87.47	3.04	3	99	0.88	29	0R	4H	1W	

From (m)	To (m)	Interval (m)	Recovery (m)	Recovery %	RQD	RQD %	Reactivity	Hardness	Weathering	Comments
87.47	90.52	3.05	3.05	100	1.95	64	0R	3H	3W	
90.52	93.57	3.05	3.05	100	1.97	65	0R	3H	3W	
93.57	96.62	3.05	3	98	2.45	80	0R	3H	3W	
96.62	99.66	3.04	3.04	100	2.23	73	0R	3H	3W	
99.66	102.71	3.05	2.94	96	2.46	81	0R	3H	3W	
102.71	105.76	3.05	2.91	95	1.11	36	0R	3H	3W	
105.76	108.81	3.05	2.8	92	1.25	41	0R	3H	3W	
108.81	111.86	3.05	2.84	93	1.41	46	0R	3H	3W	
111.86	114.90	3.04	2.99	98	2.55	84	0R	3H	3W	
114.90	117.96	3.06	2.93	96	1.20	39	0R	3H	3W	
117.96	121.01	3.05	2.99	98	1.68	55	0R	4H	2W	
121.01	124.05	3.04	2.74	90	1.44	47	0R	4H	2W	
124.05	127.10	3.05	3.03	99	2.65	87	0R	4H	2W	
127.10	130.15	3.05	2.99	98	2.34	77	0R	4H	2W	
130.15	133.20	3.05	2.94	96	2.40	79	0R	4H	2W	
133.20	136.25	3.05	3.05	100	2.03	67	0R	4H	2W	
136.25	139.29	3.04	2.97	98	2.76	91	0R	4H	1W	
139.29	142.34	3.05	3.05	100	2.98	98	0R	4H	1W	
142.34	145.39	3.05	3.05	100	3.05	100	0R	4H	1W	
145.39	148.44	3.05	2.85	93	1.24	41	0R	4H	2W	
148.44	151.49	3.05	3.05	100	2.08	68	0R	4H	2W	
151.49	154.53	3.04	3.04	100	1.42	47	0R	4H	1W	
154.53	157.58	3.05	3.05	100	2.13	70	0R	4H	1W	
157.58	160.63	3.05	2.99	98	2.14	70	0R	4H	1W	
160.63	163.68	3.05	3.05	100	2.61	86	0R	4H	1W	
163.68	166.73	3.05	3.03	99	2.20	72	0R	4H	1W	
166.73	169.77	3.04	3	99	1.97	65	0R	4H	1W	
169.77	172.82	3.05	2.93	96	2.05	67	0R	4H	2W	
172.82	175.87	3.05	2.94	96	2.12	70	0R	3H	2W	
175.87	178.92	3.05	2.91	95	2.12	70	0R	3H	1W	
178.92	181.97	3.05	2.98	98	2.30	75	0R	3H	1W	

From (m)	To (m)	Interval (m)	Recovery (m)	Recovery %	RQD	RQD %	Reactivity	Hardness	Weathering	Comments
181.97	185.01	3.04	3.02	99	2.57	85	0R	3H	2W	
185.01	188.06	3.05	2.9	95	1.79	59	0R	3H	2W	
188.06	191.11	3.05	2.97	97	1.37	45	0R	4H	2W	
191.11	197.21	6.10	5.89	97	3.20	52	0R	3H	2W	
197.21	200.25	3.04	2.81	92	1.57	52	2R	3H	1W	
200.25	203.30	3.05	2.92	96	0.81	27	1R	3H	1W	
203.30	206.35	3.05	3.02	99	2.45	80	0R	3H	1W	
206.35	209.40	3.05	3.05	100	1.71	56	0R	3H	1W	
209.40	212.45	3.05	2.78	91	1.32	43	0R	3H	1W	
212.45	215.49	3.04	2.35	77	2.35	77	0R	3H	1W	
215.49	218.54	3.05	2.9	95	0.98	32	0R	3H	1W	
218.54	221.59	3.05	2.96	97	2.03	67	0R	3H	1W	
221.59	224.64	3.05	2.96	97	2.09	69	0R	3H	1W	
224.64	227.69	3.05	3.05	100	2.80	92	0R	3H	1W	
227.69	230.74	3.05	3.02	99	1.51	50	0R	3H	2W	
230.74	233.78	3.04	2.93	96	2.44	80	0R	3H	3W	
233.78	236.82	3.04	2.93	96	0.68	22	0R	3H	1W	
236.82	239.88	3.06	2.93	96	1.96	64	0R	4H	1W	
239.88	242.93	3.05	2.89	95	0.71	23	0R	3H	3W	
242.93	245.97	3.04	2.9	95	1.17	38	0R	3H	3W	
245.97	249.02	3.05	2.82	92	0.62	20	0R	3H	2W	
249.02	252.07	3.05	3	98	1.98	65	0R	4H	1W	
252.07	255.11	3.04	2.82	93	1.76	58	0R	4H	1W	
255.11	258.16	3.05	3	98	0.84	28	0R	4H	1W	
258.16	261.21	3.05	2.92	96	1.24	41	0R	4H	1W	
261.21	264.26	3.05	2.97	97	1.51	50	0R	4H	1W	
264.26	267.30	3.04	2.9	95	1.89	62	0R	4H	1W	
267.30	270.35	3.05	2.84	93	1.69	55	0R	4H	1W	

Depth (m)	Magnetic Susceptibility	Rock Type	Comments
1	0	CAS	OVB
2	0	CAS	OVB
3	0	CAS	OVB
4	0	CAS	OVB
5	0.16	OVB	
6	0.16	OVB	
7	0.33	OVB	
8	0.14	GRN	
9	0.02	GRN	
10	0.03	GRN	
11	0.14	GRN	
12	0.21	GRN	
13	0.12	GRN	
14	0.15	GRN	
15	0.16	GRN	
16	0.14	GRN	
17	0.13	GRN	
18	0.21	GRN	
19	0.13	GRN	
20	0.16	GRN	
21	0.17	GRN	
22	0.16	GRN	
23	0.17	GRN	
24	0.17	GRN	
25	0.16	GRN	
26	0.15	GRN	
27	0.21	GRN	
28	0.17	GRN	
29	0.21	GRN	

Depth (m)	Magnetic Susceptibility	Unit	Comments
30	0.13	GRN	
31	0.18	GRN	
32	0.13	GRN	
33	0.14	GRN	
34	0.12	GRN	
35	0.14	GRN	
36	0.14	GRN	
37	0.14	GRN	
38	0.18	GRN	
39	0.18	GRN	
40	0.12	GRN	
40	0.04	GRN	
42	0.01	GRN	
43	0.29	GRN	
44	0.17	GRN	
45	0.13	GRN	
46	0.13	GRN	
47	0.11	GRN	
48	0.08	GRN	
49	0.12	GRN	
50	0.14	GRN	
51	0.17	GRN	
52	0.12	GRN	
53	0.14	GRN	
54	0.22	GRN	
55	0.15	GRN	
56	0.15	GRN	
57	0.25	GRN	
58	0.13	GRN	

Depth (m)	Magnetic Susceptibility	Rock Type	Comments
59	0.16	GRN	
60	0.01	GRN	
61	0.2	GRN	
62	0.02	GRN	
63	0.11	GRN	
64	0.11	GRN	
65	0.1	GRN	
66	0.13	GRN	
67	0.12	GRN	
68	0.14	GRN	
69	0.11	GRN	
70	0.11	GRN	
71	0.11	GRN	
72	0.09	GRN	
73	311	GRN	
74	0.24	GRN	
75	0.13	GRN	
76	0.15	GRN	
77	0.11	GRN	
78	0.16	GRN	
79	0.11	GRN	
80	0.13	GRN	
81	0.15	GRN	
82	0.12	GRN	
83	0.12	GRN	
84	0.13	GRN	
85	0.11	GRN	
85	0.11	GRN	
88	0.27	GRN	
89	0.24	GRN	
90	0.12	GRN	

Depth (m)	Magnetic Susceptibility	Unit	Comments
91	0.03	GRN	
92	0.12	GRN	
93	0.02	GRN	
94	0.14	GRN	
95	0.02	GRN	
96	0.02	GRN	
97	0.02	GRN	
98	0.16	GRN	
99	0.14	GRN	
100	0.13	GRN	
101	0.01	GRN	
102	0.1	GRN	
104	0.01	GRN	
106	0.12	GRN	
107	0.09	GRN	
108	0.13	GRN	
109	0.01	GRN	
110	0.01	GRN	
112	0.41	GRN	
112	0.41	GRN	
113	0.22	GRN	
114	0.12	GRN	
115	0.14	GRN	
116	0.14	GRN	
117	0.01	GRN	
119	0.04	GRN	
120	0.12	GRN	
121	0.13	GRN	
123	0.14	GRN	
124	0.11	GRN	
125	0.05	GRN	

Depth (m)	Magnetic Susceptibility	Rock Type	Comments
126	0.03	GRN	
127	0.14	GRN	
128	0.23	GRN	
130	0.14	GRN	
131	0.05	GRN	
132	0.02	GRN	
133	0.02	GRN	
134	0.02	GRN	
134	0.02	GRN	
135	0.09	GRN	
136	0.02	GRN	
137	0.07	GRN	
138	0.15	GRN	
139	0.15	GRN	
140	0.14	GRN	
141	0.14	GRN	
142	0.08	GRN	
143	0.12	GRN	
144	0.13	GRN	
145	0.13	GRN	
146	0.19	GRN	
147	0.06	GRN	
148	0.13	GRN	
149	0.11	GRN	
150	0.06	GRN	
151	0.14	GRN	
152	0.13	GRN	
153	0.24	GRN	
154	0.02	GRN	
155	0.04	GRN	
156	0.04	GRN	

Depth (m)	Magnetic Susceptibility	Unit	Comments
157	0.07	GRN	
158	0.15	GRN	
159	0.05	GRN	
160	0.12	GRN	
161	0.03	GRN	
162	0.15	GRN	
163	0.09	GRN	
164	0.1	GRN	
165	0.13	GRN	
166	0.13	GRN	
167	0.13	GRN	
168	0.13	GRN	
169	0.19	GRN	
170	0.18	GRN	
171	0.13	GRN	
172	0.12	GRN	
173	0.13	GRN	
174	0.14	GRN	
175	0.38	GRN	
176	0.18	GRN	
177	0.18	GRN	
178	0.3	GRN	
179	0.17	GRN	
180	0.18	GRN	
181	0.14	GRN	
182	0.16	GRN	
183	0.2	GRN	
184	0.12	GRN	
185	0.11	GRN	
186	0.29	GRN	
187	0.28	GRN	

Depth (m)	Magnetic Susceptibility	Rock Type	Comments
188	0.05	GRN	
189	0.12	GRN	
190	0.14	GRN	
191	0.17	GRN	
192	0.16	GRN	
193	0.1	GRN	
194	0.05	GRN	
195	0.16	GRN	
196	0.18	GRN	
197	0.28	GRN	
198	0.05	GRN	
199	0.12	GRN	
200	0.3	GRN	
201	0.2	GRN	
202	0.33	GRN	
203	0.22	GRN	
204	0.13	GRN	
205	0.14	GRN	
206	0.16	GRN	
207	0.11	GRN	
208	0.11	GRN	
209	0.05	GRN	
210	0.03	GRN	
211	0.05	GRN	
212	0.05	GRN	
213	0.13	GRN	
214	0.21	GRN	
215	0.17	GRN	
216	0.11	GRN	
217	0.6	GRN	
218	0.25	GRN	

Depth (m)	Magnetic Susceptibility	Unit	Comments
219	0.06	GRN	
220	0.13	GRN	
221	0.42	GRN	
222	0.12	GRN	
223	0.06	GRN	
224	0.04	GRN	
225	3.4	GRN	
226	0.18	GRN	
227	0.16	GRN	
228	0.2	GRN	
229	0.13	GRN	
230	0.13	GRN	
231	0.18	GRN	
232	0.04	GRN	
233	0.04	GRN	
234	0.08	GRN	
235	0.14	GRN	
236	0.09	GRN	
237	0.09	GRN	
238	0.22	GRN	
239	0.13	GRN	
240	0.15	GRN	
241	0.13	GRN	
242	0.13	GRN	
243	0.29	GRN	
244	0.52	GRN	
245	0.08	GRN	
246	0.12	GRN	
247	0.11	GRN	
248	0.1	GRN	
249	0.17	GRN	

Depth (m)	Magnetic Susceptibility	Rock Type	Comments
250	0.15	GRN	
251	0.12	GRN	
252	0.05	GRN	
253	0.17	GRN	
254	0.11	GRN	
255	0.13	GRN	
256	0.11	GRN	
257	0.15	GRN	
258	0.06	GRN	
259	0.14	GRN	
260	0.11	GRN	
261	0.13	GRN	
262	0.16	GRN	
263	0.07	GRN	
264	0.13	GRN	
265	0.14	GRN	
266	0.14	GRN	
267	0.15	GRN	
268	0.16	GRN	
269	0.17	GRN	
270	0.07	GRN	

Depth (m)	Magnetic Susceptibility	Unit	Comments

Hole Name	From (m)	Length (m)	Core Size	Rock Type	Weight in Air (g)	Weight in Water (g)	Density (g/cm3)	Specific Gravity	Comments
HAM-12-019									
	84.1	16.4	NQ	GRN	858	534	2.6	2.7	Fresh GRN
	113.5	15.3	NQ	GRN	787.9	481.8	2.5	2.6	T-ox with hairline dark grey veinlets - bleached
	137	15.9	NQ	GRN	829.2	516.1	2.6	2.7	Fresh GRN
	161	15.7	NQ	GRN	815.7	506.7	2.5	2.6	Megacryst feldspar/quartz granite with 2 mm randomly oriented calcite veinlets
	199	13.8	NQ	GRN	717.5	442.8	2.6	2.6	Megacryst feldspar/quartz granite with 2 mm randomly oriented calcite veinlets
	230	15.6	NQ	GRN	768.8	465.3	2.4	2.5	Bleached and weakly oxidized Granite
	259	14	NQ	GRN	745.9	464.6	2.6	2.7	Fresh Granite

Keg - Silver Range

Archer, Cathro & Associates (1981) Limited

Grid East	Grid North	Easting	Northing	Elevation	Depth (m)
		595364	6917894		349.61

ZONE: Hammer

SECTION: 9+520

HOLE: HAM-12-020

CLAIM: YD155444

Contractor: Platinum

Drill: 1

Core Size: NQ

Casing Depth: 2.61m, Out

Drilling Dates: - Aug 02, 2012

Geology Logged By: R. Avram

SURVEY			
Depth (m)	Azimuth	Dip	Method
0	80	-45	Compass
242.62	83	-44.8	Ranger

TARGET:

SUMMARY			
From (m)	To (m)	Interval (m)	Rock Type
0	2.61	2.61	CAS
2.61	24.7	22.09	GRN
24.7	44	19.3	DIO
44	60.5	16.5	GRN
60.5	272.4	211.9	GRN
272.4	296	23.6	DIO
296	324	28	GRN
324	349.61	25.61	GRN

SAMPLES	
Numbers:	K979401 to K979427, L840994 to L841000, L862707 to L862709
Total:	43
Batch:	022, 025, 045
Certificates:	WH12186534, WH12193372, WH12207209

COMMENTS

Box Log

HAM-12-020

Silver Range
Hammer Zone

Archer,Cathro & Associates (1981) Limited

Box Number	From (m)	To (m)
1	2.61	8.12
2	8.12	13.82
3	13.82	19.49
4	19.49	25.15
5	25.15	30.85
6	30.85	36.55
7	36.55	42.03
8	42.03	47.85
9	47.85	53.23
10	53.23	58.66
11	58.66	64.18
12	64.18	69.75
13	69.75	75.42
14	75.42	81.25
15	81.25	86.82
16	86.82	92.35
17	92.35	98.2
18	98.2	103.98
19	103.98	109.87
20	109.87	115.65
21	115.65	121.27
22	121.27	127.08
23	127.08	132.95
24	132.95	138.73
25	138.73	144.4
26	144.4	150.25
27	150.25	156.02
28	156.02	161.9
29	161.9	167.52
30	167.52	173.18
31	173.18	178.99
32	178.99	184.91
33	184.91	190.63
34	190.63	196.28
35	196.28	202
36	202	207.95
37	207.95	213.73
38	213.73	219.53
39	219.53	225.38
40	225.38	231.21
41	231.21	237.03
42	237.03	242.85
43	242.85	248.59
44	248.59	254.38
45	254.38	260.24
46	260.24	266.02
47	266.02	271.66
48	271.66	277.86
49	277.86	283.16
50	283.16	288.96
51	288.96	294.67
52	294.67	299.54
53	299.54	306.33
54	306.33	312.08
55	312.08	317.83
56	317.83	323.64
57	323.64	329.39
58	329.39	335.03
59	335.03	340.7
60	340.7	346.56
61	346.56	349.61

From (m)	To (m)	Interval (m)	Rock Type	Grain Size	Description	Shade	Colour	Texture	Alteration	Intensity	Mineral	Conc.
0.00	2.61	2.61	CAS	--	Casing.							
						--	--	---	---	--	--	0

2.61	24.70	22.09	GRN	CG	Tracely sericite altered, medium to coarse grained granite with occasional up to 2cm large feldspar crystals.							
						LT	GY	PH	SER	1I	--	0
24.70	32.65	7.95	DIO	--	Dark grey-green tracely oxidized granite with trace calcite on fractures.							
						DK	GN	---	OXI	1I	--	0
						DK	GY					
32.65	33.50	0.85	DIO	--	Hydrothermally altered diorite featuring strong bleaching and argillic alteration as well as 30cm of moderate oxidation.							
						LT	WH	---	ARG	4I	--	0
						LT	GN		OXI	3I		
33.50	36.00	2.50	DIO	--	Dark grey-green tracely oxidized granite with trace calcite on fractures.							
						DK	GN	---	OXI	1I	--	0
						DK	GY					
36.00	44.00	8.00	DIO	--	Hydrothermally altered diorite with strongly argillic sections with calcite (core fizzes wuth the application of dilute HCl).							
						LT	GN	---	ARG	4I	--	0
						LT	YW		OXI	3I		
44.00	60.50	16.50	GRN	MG	Medium grey granite and granodiorite with local feldspar megacrysts and with sections of hydrothermal alteration with manganese-oxide staining on fractures and interstitially. A few <3mm thick quartz veinlets are also present.							
						LT	RD	PH	ARG	3I	--	0
						LT	WH		OXI	3I		
									BLE	3I		
									SIL	2I		
60.50	114.10	53.60	GRN	MG	Fresh granite.							
						MD	GY	PH	---	--	--	0

From (m)	To (m)	Interval (m)	Rock Type	Grain Size	Description	Shade	Colour	Texture	Alteration	Intensity	Mineral	Conc.
114.10	115.00	0.90	GRN	MG	Strongly oxidized granite with a greenish tinge.							
						MD	GN	PH	---	--	Gn	1
						MD	GY				Sp	1
											Py	1
115.00	167.40	52.40	GRN	MG	Fresh granite.							
						MD	GY	PH	---	--	--	0
167.40	168.00	0.60	GRN	MG	Oxidized interval with 2cm barren quartz veins at 50° TCA as well as weak manganese-oxide staining.							
						MD	RD	PH	OXI	4I	--	0
						MD	GY		ARG	3I		
168.00	230.00	62.00	GRN	MG	Fresh granite.							
						MD	GY	PH	---	--	--	0
230.00	272.40	42.40	GRN	MG	Granite with occasional sericite alterated sections as well as scattered dark grey veinlets.							
						MD	GY	PH	SER	1I	--	0
						MD	GN					
272.40	296.00	23.60	DIO	MG	Dark grey-greenish diorite with up to 2cm large hornblende crystals and with trace argillic alteration on occasional fractures.							
						DK	GY	---	---	--	--	0
						DK	GN					
296.00	317.50	21.50	GRN	MG	Fresh granite.							
						MD	GY	PH	---	--	--	0
317.50	319.30	1.80	GRN	MG	Hydrothermally altered granite featuring strong bleaching and fair oxidation.							
						LT	GY	PH	BLE	4I	Un	1
						LT	RD					
						LT	WH		OXI	2I		

From (m)	To (m)	Interval (m)	Rock Type	Grain Size	Description	Shade	Colour	Texture	Alteration	Intensity	Mineral	Conc.
319.30	320.18	0.88	VEN	MG	Mixed, laminated quartz vein with 40% strongly manganese oxide stained granite. The quartz contains up to 4mm large euhedral crystals as well as compact black aggregates and interstitial powder makes up 30% of the vein. 1-3mm nodules of white carbonate are also visible within the quartz.							
						LT	GY	LA	OXI	4I	Un	30
						DK	BK		SIL	4I		
320.18	323.00	2.82	GRN	MG	Strongly bleached granite.							
						LT	GY	PH	BLE	4I	--	0
						LT	WH					
323.00	323.30	0.30	VEN	MG	Oxidized granite with a succession of 9 <1cm thick quartz-pyrite veinlets that may also contain sulphides. The upper contact consists of a 4cm brick red envelope (hematite?).							
						LT	GY	PH	OXI	4I	Un	10
						DK	RD	LA				
323.30	324.00	0.70	GRN	MG	Hydrothermally altered granite featuring strong bleaching and fair oxidation.							
						LT	WH	PH	OXI	2I	Un	1
						LT	GY		BLE	4I		
						LT	RD					
324.00	349.61	25.61	GRN	MG	Greenish grey granite.							
						MD	GN	PH	---	--	--	0
						MD	GY					

HAM-12-020

Silver Range
Hammer Zone

Archer,Cathro & Associates (1981) Limited

From (m)	To (m)	Interval (m)	Rock Type	Recovery (m)	Recovery %	Sample Number	BatchName	Batch Class	Standard	Blank	1/4 Dup	Coarse Dup
0.00	0.00	0.00	-QC-	0.00	0	K979415	12-025	Core		☑	☐	☐
0.00	0.00	0.00	-QC-	0.00	0	K979419	12-025	Core	ME8	☐	☐	☐
0.00	0.00	0.00	-QC-	0.00	0	L840995	12-022	Core	ME8	☐	☐	☐
0.00	0.00	0.00	-QC-	0.00	0	L840999	12-022	Core		☑	☐	☐
0.00	0.00	0.00	-QC-	0.00	0	L862709	12-045	Core		☑	☐	☐
0.00	0.00	0.00	-QC-	0.00	0	K979411	12-025	Core	ME8	☐	☐	☐
30.85	32.60	1.75	DIO	1.66	95	L840994	12-022	Core		☐	☐	☐
32.60	33.60	1.00	DIO	0.88	88	L840996	12-022	Core		☐	☐	☐
33.60	36.00	2.40	DIO	2.40	100	L840997	12-022	Core		☐	☐	☐
36.00	38.30	2.30	DIO	2.25	98	L840998	12-022	Core		☐	☐	☐
38.30	40.30	2.00	DIO	1.74	87	L841000	12-022	Core		☐	☐	☐
40.30	41.00	0.70	DIO	0.70	100	K979401	12-022	Core		☐	☐	☐
41.00	44.00	3.00	DIO	2.63	88	K979402	12-022	Core		☐	☐	☐
44.00	46.00	2.00	GRN, DIO	1.88	94	K979403	12-022	Core		☐	☐	☐
44.00	46.00	2.00	GRN, DIO	1.88	94	K979404	12-022	Core		☐	☐	☑
46.00	49.00	3.00	GRN	3.00	100	K979405	12-022	Core		☐	☐	☐
49.00	51.00	2.00	GRN	2.00	100	K979406	12-022	Core		☐	☐	☐
51.00	54.00	3.00	GRN	2.94	98	K979407	12-025	Core		☐	☐	☐
54.00	55.40	1.40	GRN	1.40	100	K979408	12-025	Core		☐	☐	☐
55.40	57.00	1.60	GRN	1.60	100	K979409	12-025	Core		☐	☐	☐
57.00	58.00	1.00	GRN	0.92	92	K979410	12-025	Core		☐	☐	☐
58.00	59.00	1.00	GRN	0.92	92	K979412	12-025	Core		☐	☐	☐
59.00	60.50	1.50	GRN	1.46	97	K979413	12-025	Core		☐	☐	☐
60.50	63.00	2.50	GRN, GRN	2.50	100	K979414	12-025	Core		☐	☐	☐
114.10	115.10	1.00	GRN	0.99	99	K979416	12-025	Core		☐	☐	☐
167.50	168.10	0.60	GRN	0.53	88	K979417	12-025	Core		☐	☐	☐

From (m)	To (m)	Interval (m)	Rock Type	Recovery (m)	Recovery %	Sample Number	BatchName	Batch Class	Standard	Blank	1/4 Dup	Coarse Dup
196.80	197.80	1.00	GRN	1.00	100	L862707	12-045	Core		☐	☐	☐
197.80	198.30	0.50	GRN	0.50	100	K979418	12-025	Core		☐	☐	☐
198.30	199.30	1.00	GRN	0.91	91	L862708	12-045	Core		☐	☐	☐
317.00	319.15	2.15	GRN	2.15	100	K979420	12-025	Core		☐	☐	☐
319.15	320.25	1.10	GRN	0.96	87	K979421	12-025	Core		☐	☐	☐
320.25	322.80	2.55	GRN	2.55	100	K979422	12-025	Core		☐	☐	☐
322.80	323.40	0.60	GRN	0.60	100	K979423	12-025	Core		☐	☐	☐
322.80	323.40	0.60	GRN	0.60	100	K979424	12-025	Core		☐	☐	☑
323.40	323.90	0.50	GRN	0.50	100	K979425	12-025	Core		☐	☐	☐
323.90	325.00	1.10	GRN	1.10	100	K979426	12-025	Core		☐	☐	☐
325.00	328.00	3.00	GRN	2.90	97	K979427	12-025	Core		☐	☐	☐

From (m)	To (m)	Interval (m)	Recovery (m)	Recovery %	RQD	RQD %	Reactivity	Hardness	Weathering	Comments
0.00	2.61	2.61	0	0	0.00	0	--	--	--	Casing, no recovery.
2.61	5.18	2.57	2.5	97	1.20	47	0R	4H	1W	
5.18	8.23	3.05	2.83	93	2.01	66	0R	4H	1W	
8.23	11.28	3.05	2.96	97	2.74	90	0R	4H	1W	
11.28	14.33	3.05	2.96	97	2.45	80	0R	4H	1W	
14.33	17.37	3.04	3.04	100	1.92	63	0R	4H	1W	
17.37	20.42	3.05	3	98	2.75	90	0R	4H	1W	
20.42	23.47	3.05	3.05	100	2.91	95	0R	4H	1W	
23.47	26.52	3.05	2.97	97	2.13	70	0R	4H	1W	
26.52	29.56	3.04	3.04	100	1.52	50	0R	4H	1W	
29.56	32.61	3.05	2.98	98	0.81	27	0R	4H	2W	
32.61	35.66	3.05	2.99	98	1.33	44	0R	4H	2W	
35.66	38.70	3.04	2.99	98	0.82	27	1R	3H	1W	
38.70	41.75	3.05	3.05	100	0.95	31	1R	2H	1W	
41.75	44.80	3.05	2.7	89	0.23	8	1R	3H	1W	
44.80	47.85	3.05	3.05	100	0.91	30	0R	3H	2W	
47.85	50.90	3.05	3.05	100	2.00	66	0R	3H	2W	
50.90	53.94	3.04	3.04	100	2.06	68	0R	3H	2W	
53.94	56.99	3.05	3	98	1.98	65	0R	3H	2W	
56.99	60.04	3.05	3.05	100	1.52	50	0R	3H	2W	
60.04	63.09	3.05	3.05	100	2.15	70	0R	4H	2W	
63.09	66.14	3.05	2.97	97	2.19	72	0R	4H	1W	
66.14	69.18	3.04	3.04	100	2.99	98	0R	4H	1W	
69.18	72.23	3.05	3.05	100	2.45	80	0R	4H	1W	
72.23	75.28	3.05	3.05	100	2.69	88	0R	4H	1W	
75.28	78.33	3.05	3.05	100	2.90	95	0R	4H	1W	
78.33	81.38	3.05	3.05	100	2.84	93	0R	4H	1W	
81.38	84.42	3.04	3.04	100	2.38	78	0R	4H	1W	
84.42	87.47	3.05	3.05	100	2.72	89	0R	4H	1W	

From (m)	To (m)	Interval (m)	Recovery (m)	Recovery %	RQD	RQD %	Reactivity	Hardness	Weathering	Comments
87.47	90.52	3.05	3.05	100	2.78	91	0R	4H	1W	
90.52	93.57	3.05	3.05	100	2.83	93	0R	4H	1W	
93.57	96.62	3.05	3	98	2.63	86	0R	4H	1W	
96.62	99.66	3.04	3.04	100	2.98	98	0R	4H	1W	
99.66	102.71	3.05	3.05	100	2.47	81	0R	4H	1W	
102.71	105.76	3.05	3.05	100	3.00	98	0R	4H	1W	
105.76	108.81	3.05	3.05	100	3.05	100	0R	4H	1W	
108.81	111.86	3.05	3.05	100	3.04	100	0R	4H	1W	
111.86	114.90	3.04	2.97	98	2.51	83	0R	4H	2W	
114.90	117.95	3.05	3.05	100	2.42	79	0R	4H	1W	
117.95	121.00	3.05	3.05	100	3.05	100	0R	4H	1W	
121.00	124.05	3.05	3.05	100	2.50	82	0R	4H	1W	
124.05	127.10	3.05	3.05	100	2.43	80	0R	4H	1W	
127.10	130.14	3.04	2.99	98	2.80	92	0R	4H	1W	
130.14	133.19	3.05	3	98	2.77	91	0R	4H	1W	
133.19	136.24	3.05	3.05	100	2.89	95	0R	4H	1W	
136.24	139.29	3.05	3.05	100	2.84	93	0R	4H	1W	
139.29	142.34	3.05	3.05	100	3.05	100	0R	4H	1W	
142.34	145.38	3.04	3.04	100	2.33	77	0R	4H	1W	
145.38	148.43	3.05	3.05	100	2.55	84	0R	4H	1W	
148.43	151.48	3.05	3.05	100	2.89	95	0R	4H	1W	
151.48	154.53	3.05	3.05	100	2.79	91	0R	4H	1W	
154.53	157.58	3.05	3	98	2.42	79	0R	4H	1W	
157.58	160.62	3.04	2.97	98	2.69	88	0R	4H	1W	
160.62	163.67	3.05	3.05	100	2.67	88	0R	4H	1W	
163.67	166.72	3.05	3.05	100	2.65	87	0R	4H	1W	
166.72	169.77	3.05	3.05	100	2.04	67	0R	4H	2W	
169.77	172.82	3.05	3.05	100	2.72	89	0R	4H	1W	
172.82	175.86	3.04	3.04	100	2.85	94	0R	4H	1W	
175.86	178.91	3.05	2.99	98	2.89	95	0R	4H	1W	
178.91	181.96	3.05	2.96	97	2.75	90	0R	4H	1W	

From (m)	To (m)	Interval (m)	Recovery (m)	Recovery %	RQD	RQD %	Reactivity	Hardness	Weathering	Comments
181.96	185.01	3.05	3.05	100	2.84	93	0R	4H	1W	
185.01	188.06	3.05	3.05	100	2.76	90	0R	4H	1W	
188.06	191.10	3.04	3	99	2.77	91	0R	4H	1W	
191.10	194.15	3.05	3.05	100	2.50	82	0R	4H	1W	
194.15	197.21	3.06	3.05	100	3.05	100	0R	4H	1W	
197.21	200.25	3.04	3.04	100	2.93	96	0R	4H	1W	
200.25	203.30	3.05	3.05	100	2.82	92	0R	4H	1W	
203.30	206.35	3.05	2.94	96	2.35	77	0R	4H	1W	
206.35	209.40	3.05	3.05	100	2.79	91	0R	4H	1W	
209.40	212.45	3.05	3.05	100	2.81	92	0R	4H	1W	
212.45	215.49	3.04	3	99	2.88	95	0R	4H	1W	
215.49	218.54	3.05	3.05	100	2.88	94	0R	4H	1W	
218.54	221.58	3.04	3.04	100	2.89	95	0R	4H	1W	
221.58	224.63	3.05	3.05	100	3.05	100	0R	4H	1W	
224.63	227.68	3.05	3.05	100	2.96	97	0R	4H	1W	
227.68	230.73	3.05	3.05	100	2.87	94	0R	4H	1W	
230.73	233.78	3.05	3.05	100	3.05	100	0R	4H	1W	
233.78	236.83	3.05	3.05	100	2.88	94	0R	4H	1W	
236.83	239.88	3.05	2.71	89	1.73	57	0R	4H	1W	
239.88	242.92	3.04	3.04	100	2.88	95	0R	4H	1W	
242.92	245.97	3.05	3.05	100	2.80	92	0R	4H	1W	
245.97	249.02	3.05	3.05	100	3.05	100	0R	4H	1W	
249.02	252.06	3.04	3.04	100	2.70	89	0R	4H	1W	
252.06	255.11	3.05	3.05	100	3.00	98	0R	4H	1W	
255.11	258.16	3.05	3.05	100	3.05	100	0R	4H	1W	
258.16	261.21	3.05	3.05	100	2.94	96	0R	4H	1W	
261.21	264.26	3.05	2.93	96	2.71	89	0R	4H	1W	
264.26	267.30	3.04	3.04	100	2.56	84	0R	4H	1W	
267.30	270.35	3.05	3.05	100	2.30	75	0R	4H	1W	
270.35	273.40	3.05	2.8	92	2.00	66	0R	4H	1W	
273.40	276.45	3.05	3.05	100	2.86	94	0R	4H	1W	

From (m)	To (m)	Interval (m)	Recovery (m)	Recovery %	RQD	RQD %	Reactivity	Hardness	Weathering	Comments
276.45	279.50	3.05	3.05	100	2.96	97	0R	4H	1W	
279.50	282.54	3.04	2.99	98	2.65	87	0R	4H	1W	
282.54	285.59	3.05	3.05	100	2.81	92	0R	4H	1W	
285.59	288.64	3.05	2.86	94	2.14	70	0R	4H	1W	
288.64	291.69	3.05	3	98	2.81	92	0R	4H	1W	
291.69	294.74	3.05	3.05	100	2.39	78	0R	4H	1W	
294.74	297.78	3.04	2.93	96	1.81	60	0R	4H	1W	
297.78	300.83	3.05	3.05	100	2.43	80	0R	4H	1W	
300.83	303.88	3.05	2.95	97	2.64	87	0R	4H	1W	
303.88	306.93	3.05	3.05	100	2.56	84	0R	4H	1W	
306.93	309.98	3.05	3.05	100	2.48	81	0R	4H	1W	
309.98	313.02	3.04	3.04	100	2.78	91	0R	4H	1W	
313.02	316.07	3.05	3.05	100	2.81	92	0R	4H	1W	
316.07	319.12	3.05	3	98	2.76	90	0R	4H	1W	
319.12	322.17	3.05	3.05	100	2.26	74	0R	4H	2W	
322.17	325.22	3.05	3	98	2.24	73	0R	3H	3W	
325.22	328.26	3.04	2.96	97	2.79	92	0R	4H	1W	
328.26	331.31	3.05	3.05	100	2.68	88	0R	4H	1W	
331.31	334.36	3.05	3.05	100	1.39	46	0R	4H	1W	
334.36	337.41	3.05	3.05	100	2.51	82	0R	4H	1W	
337.41	340.46	3.05	3.05	100	2.74	90	0R	4H	1W	
340.46	343.50	3.04	2.98	98	2.41	79	0R	4H	1W	
343.50	346.55	3.05	3	98	2.08	68	0R	4H	1W	
346.55	349.61	3.06	3.06	100	2.40	78	0R	4H	1W	

Depth (m)	Magnetic Susceptibility	Rock Type	Comments
1	0	CAS	Casing
2	0	CAS	Casing
3	0.204	GRN	
4	0.151	GRN	
5	0.146	GRN	
6	0.074	GRN	
7	0.154	GRN	
8	0.193	GRN	
9	0.181	GRN	
10	0.144	GRN	
11	0.16	GRN	
12	0.167	GRN	
13	0.17	GRN	
14	0.136	GRN	
15	0.153	GRN	
16	0.139	GRN	
17	0.163	GRN	
18	0.134	GRN	
19	0.174	GRN	
20	0.168	GRN	
21	0.144	GRN	
22	0.124	GRN	
22	0.187	GRN	
23	0.137	GRN	
24	0.138	GRN	
25	0.559	DIO	
26	4.383	DIO	
27	2.842	DIO	
28	0.516	DIO	

Depth (m)	Magnetic Susceptibility	Unit	Comments
29	0.387	DIO	
30	1.133	DIO	
31	0.372	DIO	
33	0.346	DIO	
34	0.601	DIO	
35	0.438	DIO	
36	0	DIO	rubble
37	0.142	DIO	
38	0.309	DIO	
39	0.247	DIO	
40	0.296	DIO	
41	0	DIO	Rubble
42	0.43	DIO	
43	0.402	DIO	
44	0.194	DIO	
44	0.194	GRN	
45	0.129	GRN	
46	0.136	GRN	
47	0.189	GRN	
48	0.13	GRN	
49	0.207	GRN	
50	0.016	GRN	
51	0.16	GRN	
52	0.123	GRN	
53	0.182	GRN	
54	0	GRN	broken
55	0.154	GRN	
56	0.157	GRN	
57	0.117	GRN	

Depth (m)	Magnetic Susceptibility	Rock Type	Comments
58	0.001	GRN	
59	0.464	GRN	
60	0	GRN	rubble
61	0.168	GRN	
62	0.124	GRN	
63	0.122	GRN	
64	0.182	GRN	
65	0.014	GRN	
66	0.146	GRN	
67	0.123	GRN	
68	0.214	GRN	
69	0.186	GRN	
70	0.147	GRN	
71	0.221	GRN	
72	0.159	GRN	
73	0.138	GRN	
74	0.154	GRN	
75	0.174	GRN	
76	0.23	GRN	
77	0.167	GRN	
78	0.175	GRN	
79	0.275	GRN	
80	0.608	GRN	
81	1.095	GRN	
82	0.108	GRN	
83	0.163	GRN	
84	0.149	GRN	
85	0.197	GRN	
86	0.126	GRN	
87	0.208	GRN	
88	0.455	GRN	

Depth (m)	Magnetic Susceptibility	Unit	Comments
89	0.163	GRN	
90	0.278	GRN	
91	0.208	GRN	
92	0.17	GRN	
93	0.191	GRN	
94	0.275	GRN	
95	0.175	GRN	
96	0.122	GRN	
97	0.231	GRN	
98	0.232	GRN	
99	0.41	GRN	
100	0.151	GRN	
101	0.127	GRN	
102	0.174	GRN	
103	0.162	GRN	
104	0.128	GRN	
105	0.231	GRN	
106	0.171	GRN	
107	0.138	GRN	
108	0.144	GRN	
109	0.127	GRN	
110	0.232	GRN	
112	0.137	GRN	
113	0.241	GRN	
114	0.272	GRN	
115	1.797	GRN	
116	0.191	GRN	
117	0.157	GRN	
118	0.141	GRN	
119	0.129	GRN	
120	0.357	GRN	

Depth (m)	Magnetic Susceptibility	Rock Type	Comments
121	0.214	GRN	
122	0.348	GRN	
123	0.252	GRN	
124	0.605	GRN	
125	0.123	GRN	
126	0.184	GRN	
127	0.393	GRN	
128	0.314	GRN	
129	0.18	GRN	
130	0.163	GRN	
131	0.154	GRN	
131	0.248	GRN	
132	0.241	GRN	
132	0.172	GRN	
133	0.14	GRN	
134	0.137	GRN	
135	0.182	GRN	
136	0.194	GRN	
137	0.149	GRN	
138	0.251	GRN	
139	0.25	GRN	
140	0.191	GRN	
141	0.063	GRN	
142	0.138	GRN	
143	0.15	GRN	
144	0.736	GRN	
145	0.371	GRN	
146	0.109	GRN	
147	0.24	GRN	
148	0.192	GRN	
149	0.347	GRN	

Depth (m)	Magnetic Susceptibility	Unit	Comments
150	0.271	GRN	
151	0.237	GRN	
152	0.164	GRN	
153	0.171	GRN	
154	0.186	GRN	
155	0.405	GRN	
156	0.211	GRN	
157	0.196	GRN	
158	0.147	GRN	
159	0.153	GRN	
160	0.211	GRN	
161	0.224	GRN	
162	0.224	GRN	
163	0.21	GRN	
164	0.195	GRN	
165	0.227	GRN	
166	0.164	GRN	
167	0.377	GRN	
168	0.441	GRN	
169	0.135	GRN	
170	0.188	GRN	
171	0.172	GRN	
172	0.252	GRN	
173	0.19	GRN	
174	0.126	GRN	
175	0.15	GRN	
176	0.212	GRN	
177	0.38	GRN	
178	0.137	GRN	
179	0.364	GRN	
180	0.162	GRN	

Depth (m)	Magnetic Susceptibility	Rock Type	Comments
181	0.004	GRN	
182	0.004	GRN	
183	0.125	GRN	
184	0.194	GRN	
185	0.269	GRN	
186	0.155	GRN	
187	0.123	GRN	
188	0.136	GRN	
189	0.172	GRN	
190	0.202	GRN	
191	0.235	GRN	
192	0.241	GRN	
193	0.265	GRN	
194	0.23	GRN	
195	0.228	GRN	
196	0.2	GRN	
197	0.225	GRN	
198	1.908	GRN	
199	0.275	GRN	
200	0.117	GRN	
201	0.553	GRN	
203	0.135	GRN	
204	0.2	GRN	
205	0.144	GRN	
206	0.194	GRN	
207	0.144	GRN	
208	0.571	GRN	
209	0.361	GRN	
210	0.355	GRN	
211	0.159	GRN	
212	0.154	GRN	

Depth (m)	Magnetic Susceptibility	Unit	Comments
213	0.183	GRN	
214	0.256	GRN	
215	0.22	GRN	
216	0.014	GRN	
217	0.335	GRN	
218	0.183	GRN	
219	0.22	GRN	
220	0.158	GRN	
221	0.19	GRN	
222	0.138	GRN	
223	0.109	GRN	
224	0.198	GRN	
225	0.266	GRN	
226	0.143	GRN	
227	0.152	GRN	
228	0.118	GRN	
229	0.122	GRN	
230	0.164	GRN	
233	0.139	GRN	
234	0.153	GRN	
235	0.301	GRN	
236	0.171	GRN	
237	0.163	GRN	
238	0.125	GRN	
239	0.171	GRN	
240	0.22	GRN	
241	0.134	GRN	
242	0.237	GRN	
243	0.166	GRN	
244	0.126	GRN	
245	0.14	GRN	

Depth (m)	Magnetic Susceptibility	Rock Type	Comments
246	0.199	GRN	
247	0.167	GRN	
248	0.217	GRN	
249	0.195	GRN	
250	0.188	GRN	
251	0.166	GRN	
252	0.23	GRN	
253	0.22	GRN	
254	0.21	GRN	
255	0.186	GRN	
256	0.14	GRN	
257	0.182	GRN	
258	0.17	GRN	
259	0.278	GRN	
260	0.382	GRN	
261	0.213	GRN	
262	0.16	GRN	
263	0.158	GRN	
264	0.052	GRN	
265	0.055	GRN	
266	0.036	GRN	
267	0.175	GRN	
268	0.163	GRN	
269	0.192	GRN	
270	0.191	GRN	
271	0.321	GRN	
272	0.376	GRN	
273	5.892	DIO	
274	14	DIO	
275	8.364	DIO	
276	1.474	DIO	
277	1.562	DIO	
278	0.771	DIO	
279	0.63	DIO	
280	0.57	DIO	
281	0.598	DIO	
282	0.457	DIO	
283	0.696	DIO	
284	0.579	DIO	
285	0.678	DIO	
286	0.744	DIO	
287	0.597	DIO	
288	0.36	DIO	
289	0.568	DIO	
290	1.081	DIO	
291	0.776	DIO	
292	0.676	DIO	
293	0.588	DIO	
294	0.303	DIO	
295	1.136	DIO	
296	0.13	DIO	
296	0.13	GRN	
297	0.121	GRN	
298	0.198	GRN	
299	0.213	GRN	
300	0.027	GRN	
301	0.137	GRN	
302	0.253	GRN	
303	0.16	GRN	
304	0.25	GRN	
305	0.046	GRN	
306	0.203	GRN	

Depth (m)	Magnetic Susceptibility	Rock Type	Comments
307	0.176	GRN	
308	0.12	GRN	
309	0.186	GRN	
310	0.167	GRN	
311	0.039	GRN	
312	0.186	GRN	
313	0	GRN	Rubble
314	0.034	GRN	
315	0.263	GRN	
316	0.173	GRN	
317	0.196	GRN	
318	0.04	GRN	
319	0.159	GRN	
320	0.039	GRN	
321	0.119	GRN	
322	0.123	GRN	
323	0.031	GRN	
324	0.096	GRN	
324	0.096	GRN	
325	0.267	GRN	
326	0.176	GRN	
327	0.162	GRN	
328	0.27	GRN	
329	0.29	GRN	
330	0.158	GRN	
331	0.156	GRN	
332	0.143	GRN	
333	0.161	GRN	
334	0.202	GRN	
335	0.249	GRN	
336	0.15	GRN	

Depth (m)	Magnetic Susceptibility	Unit	Comments
337	0.111	GRN	
338	0.146	GRN	
339	0.145	GRN	
340	0.24	GRN	
341	0.19	GRN	
342	0.146	GRN	
343	0.147	GRN	
344	0.151	GRN	
345	0.05	GRN	
346	0.164	GRN	
347	0.162	GRN	
348	0.156	GRN	
349	0.141	GRN	

Hole Name

Hole Name	From (m)	Length (m)	Core Size	Rock Type	Weight in Air (g)	Weight in Water (g)	Density (g/cm3)	Specific Gravity	Comments
HAM-12-020									
	38.5	15	NQ	DIO	751.1	453.4	2.5	2.5	Granite
	63.4	13.6	NQ	GRN	720.8	422.5	2.6	2.4	Granite
	94	14.9	NQ	GRN	793	488.7	2.6	2.6	Granite
	142	15	NQ	GRN	801.3	501.1	2.6	2.7	Granite
	178	14.7	NQ	GRN	785.5	495.5	2.6	2.7	Granite with feldspar megacrysts
	235.5	14.9	NQ	GRN	778.6	491.6	2.6	2.7	Granite
	274	14.8	NQ	DIO	813.2	516.5	2.7	2.7	Diorite
	300.7	14.6	NQ	GRN	757.2	466	2.5	2.6	Granite
	322	14.7	NQ	GRN	738	446.5	2.5	2.5	Granite

Keg - Silver Range

Grid East	Grid North	Easting	Northing	Elevation	Depth (m)
		595413	6918203	1592.23	242.93

ZONE: Hammer

SECTION: 9+830

HOLE: HAM-12-021

CLAIM: YD155445

Contractor: Platinum

Drill: 1

Core Size: NQ

Casing Depth:

Drilling Dates: Aug 03 -

Geology Logged By: G. Titley

SURVEY			
Depth (m)	Azimuth	Dip	Method

TARGET:

SUMMARY			
From (m)	To (m)	Interval (m)	Rock Type
0	4.55	4.55	CAS
4.55	7.35	2.8	OVB
7.35	55.85	48.5	GRN
55.85	58.15	2.3	GRN
58.15	133	74.85	GRN
133	136.3	3.3	GRN
136.3	218.7	82.4	GRN
218.7	224.2	5.5	GRN
224.2	242.93	18.73	GRN

SAMPLES	
Numbers:	K979428 to K979447
Total:	26
Batch:	025, 034
Certificates:	WH12193372, WH12195380

COMMENTS

Box Log

HAM-12-021

Silver Range
Hammer Zone

Archer,Cathro & Associates (1981) Limited

Box Number	From (m)	To (m)
1	4.55	10.15
2	10.15	15.77
3	15.77	21.49
4	21.49	27.3
5	27.3	32.91
6	32.91	38.71
7	38.71	44.45
8	44.45	50.17
9	50.17	55.82
10	55.82	61.57
11	61.57	67.37
12	67.37	73.17
13	73.17	78.97
14	78.97	84.8
15	84.8	90.73
16	90.73	96.62
17	96.62	102.56
18	102.56	108.43
19	108.43	114.18
20	114.18	119.95
21	119.95	125.81
22	125.81	131.69
23	131.69	137.28
24	137.28	143.08
25	143.08	148.76
26	148.76	154.38
27	154.38	160.05
28	160.05	165.77
29	165.77	171.45
30	171.45	177.24

Box Number	From (m)	To (m)
31	177.24	183
32	183	188.83
33	188.83	194.7
34	194.7	200.59
35	200.59	206.35
36	206.35	212.09
37	212.09	217.7
38	217.7	223.3
39	223.3	229.15
40	229.15	234.83
41	234.83	240.47
42	240.47	242.93

Box Number	From (m)	To (m)

From (m)	To (m)	Interval (m)	Rock Type	Grain Size	Description	Shade	Colour	Texture	Alteration	Intensity	Mineral	Conc.
0.00	4.55	4.55	CAS	--	Casing.							
						--	--	---	---	--	--	0
4.55	7.35	2.80	OVB	MG	Fresh and weakly weathered granite and granite rubble.							
						MD	GY	PH	OXI	1I	--	0
						MD	GN					
						LT	GY					
7.35	41.76	34.41	GRN	MG	Predominantly fresh medium grey granite with light red oxidation visible on occasional fractures along with trace black oxides. Scattered dark green veinlets and calcite veinlets up to 3mm thick, preferentially oriented at 30-50° TCA are also present.							
						MD	GY	PH	---	--	--	0
						MD	GN					
41.76	42.10	0.34	GRN	MG	Moderately oxidized, strongly bleached granite. Oxidation occurs as 60° TCA bands within the granite.							
						LT	GY	PH	OXI	3I	Ox	1
									BLE	4I		
42.10	55.85	13.75	GRN	MG	Predominantly fresh medium grey granite with light red oxidation visible on occasional fractures along with trace black oxides. Scattered dark green veinlets and calcite veinlets up to 3mm thick, preferentially oriented at 30-50° TCA are also present.							
						MD	GY	PH	---	--	--	0
						MD	GN					
55.85	56.12	0.27	GRN	MG	Hydrothermally altered granite featuring intense bleaching, fair oxidation, dark-brown to black manganese oxides as hairline veinlets and on fracture faces. These fractures are preferentially oriented at 50-60° TCA.							
						LT	GY	PH	OXI	2I	--	0
						LT	RD		BLE	5I		
						LT	WH					

From (m)	To (m)	Interval (m)	Rock Type	Grain Size	Description	Shade	Colour	Texture	Alteration	Intensity	Mineral	Conc.
56.12	56.21	0.09	QVN	MG	17cm vuggy quartz-carbonate (15%) and chalcedony (5%) vein at 60° TCA with disseminated sulphides and sulphide aggregates up to 2mm large. These sulphides are mostly pyrite and sphalerite. The vugs within are up to 2cm large and demonstrate 1mm scale euhedral quartz crystals as well as some black mineralisation. This same black mineralisation is visible on fracture faces and on both contacts with the hydrothermally altered granite that surrounds this vein.							
						LT	GY	VU	OXI	4I	Un	5
											Py	1
											Sp	1
56.21	58.15	1.94	GRN	MG	fHydrothermally altered granite featuring intense bleaching, moderate oxidation, dark-brown to black manganese oxides as hairline veinlets and on fracture faces. These fractures are preferentially oriented at 50-60° TCA.							
						LT	GY	PH	OXI	3I	--	0
						LT	RD		BLE	4I		
						LT	WH					
58.15	133.00	74.85	GRN	MG	Medium grey, 2 mica granite with more biotite than muscovite with scattered dark green veinlets at 30-50° TCA in up to 10m intervals. Tracely oxidized on some fractures.							
						MD	GY	PH	---	--	--	0
133.00	134.60	1.60	GRN	MG	Hydrothermally altered granite featuring strong bleaching, fair sericitic alteration and with manganese staining on fractures and locally in the rock matrix.							
						LT	GY	PH	OXI	3I	--	0
						LT	RD		BLE	4I		
						LT	GN		SER	2I		
134.60	134.68	0.08	QVN	MG	6cm thick, 50° TCA laminated quartz-carbonate (20%) vein with interstitial wallrock (20%) and moderate powdery black oxide mineralisation in up to 5mm thick bands.							
						LT	GY	LA	OXI	1I	Ox	10
						LT	RD					
						DK	BK					

From (m)	To (m)	Interval (m)	Rock Type	Grain Size	Description	Shade	Colour	Texture	Alteration	Intensity	Mineral	Conc.
134.68	136.30	1.62	GRN	MG	Hydrothermally altered granite featuring strong bleaching, fair sericitic alteration and with manganese staining on fractures and locally in the rock matrix.							
						LT	GY	PH	OXI	3I	--	0
						LT	RD		BLE	4I		
						LT	GN		SER	2I		
136.30	191.15	54.85	GRN	MG	Granite with clay on fracture planes and ocassional pegmatitic dykes up to 60cm thick.							
						MD	GY	PH	ARG	1I	--	0
191.15	192.50	1.35	GRN	MG	Strongly bleached granite with a 5cm thick, vuggy quartz-carbonate (20%) vein. These vugs, which are up to 5cm wide, are filled with botryoidal quartz that is powdered with up to 5mm cubic pyrite. Up to 1cm large sphalerite blebs, disseminated pyrite and occasional fine grained galena also feature within this vein. The vein is at 191.51 to 191.60.							
						LT	GY	PH	BLE	4I	Py	0.1
											Gn	0.1
											Sp	0.1
192.50	210.00	17.50	GRN	MG	Granite with clay on fracture planes and ocassional pegmatitic dykes up to 60cm thick.							
						MD	GY	PH	ARG	1I	--	0
210.00	213.00	3.00	GRN	MG	Granite with occasional, up to 20cm large bleached sections with trace pyrite and sphalerite mineralisation fine disseminated in seven up to 3mm large quartz-carbonate veinlets.							
						MD	GY	PH	BLE	3I	Py	0.1
						LT	GY				Sp	0.1
213.00	218.70	5.70	GRN	MG	Granite with clay on fracture planes and ocassional pegmatitic dykes up to 60cm thick.							
						MD	GY	PH	ARG	1I	--	0
218.70	220.84	2.14	GRN	MG	Hydrothermally altered granite featuring strong bleaching.							
						LT	GY	PH	BLE	4I	--	0
						LT	WH					

From (m)	To (m)	Interval (m)	Rock Type	Grain Size	Description	Shade	Colour	Texture	Alteration	Intensity	Mineral	Conc.
220.84	221.55	0.71	QVN	CG	Vuggy quartz vein with 10% pink carbonate and 40% semi-massive sulphides developed in the first half of the vein. These sulphides include semi-massive pyrite with sphalerite blebs up to 3 cm large and well as fine-grained galena aggregates. Vugs are up to 5cm large showing up to 2cm large euhedral quartz crystals within.							
						MD	BR				Sp	10
						LT	GY	VU	---	--	Py	20
											Gn	10
221.55	224.20	2.65	GRN	MG	Hydrothermally altered granite featuring strong bleaching as well as four up to 1cm thick quartz carbonate veinlets that carry sulphide mineralisation.							
						LT	GY	PH	BLE	4I	Py	0.1
						LT	WH					
224.20	236.50	12.30	GRN	MG	Medium grey granite with scattered up to 2mm thick calcite infilled fractures with predominant orientations in between 30° and 50° TCA as well as up to 1mm of clay on fractures with the same orientations. Locally the core is bleached and has a greenish hue.							
						MD	GY	PH	BLE	1I	--	0
						MD	GN					
236.50	239.90	3.40	VEN	MG	3cm thick rhodochrosite-calcite (20%) and sulphide (10%) vein with up to 1cm long vugs. Mineralisation is predominantly sphalerite (8%), occuring in up to 3cm blebs with some fine-grained galena occuring within the sphalerite mineralisation. The vein proper is from 236.70-236.72. The surrounding core is moderately bleached and with a greenish hue. White to buff calcite/quartz/chalcedony veinlets are present scattered throghout at a predominant orientation of 50° TCA.							
						LT	GN	VU	SER	2I	Gn	0.2
						LT	GY	PH	BLE	3I	Sp	0.8
						LT	PK					

From (m)	To (m)	Interval (m)	Rock Type	Grain Size	Description	Shade	Colour	Texture	Alteration	Intensity	Mineral	Conc.
239.90	242.93	3.03	GRN	MG	Medium grey granite with scattered up to 2mm thick calcite infilled fractures with predominant orientations in between 30° and 50° TCA as well as up to 1mm of clay on fractures with the same orientations. Locally the core is bleached and has a greenish hue.							
						MD	GY	PH	BLE	1I	--	0

Sample Log

HAM-12-021

Silver Range
Hammer Zone

Archer,Cathro & Associates (1981) Limited

From (m)	To (m)	Interval (m)	Rock Type	Recovery (m)	Recovery %	Sample Number	BatchName	Batch Class	Standard	Blank	1/4 Dup	Coarse Dup
0.00	0.00	0.00	-QC-	0.00	0	K979437	12-025	Core		☑	☐	☐
55.00	56.00	1.00	GRN	0.80	80	K979428	12-025	Core		☐	☐	☐
56.00	56.40	0.40	GRN	0.35	88	K979429	12-025	Core		☐	☐	☐
56.40	57.00	0.60	GRN	0.55	92	K979430	12-025	Core		☐	☐	☐
57.00	58.10	1.10	GRN	0.85	77	K979431	12-025	Core		☐	☐	☐
133.00	134.40	1.40	GRN, GRN	1.35	96	K979432	12-025	Core		☐	☐	☐
134.40	134.90	0.50	GRN	0.50	100	K979433	12-025	Core		☐	☐	☐
134.90	136.30	1.40	GRN	1.00	71	K979434	12-025	Core		☐	☐	☐
136.30	137.30	1.00	GRN, GRN	1.00	100	K979435	12-025	Core		☐	☐	☐
191.40	191.90	0.50	GRN	0.50	100	K979436	12-025	Core		☐	☐	☐
212.60	215.60	3.00	GRN	2.96	99	K979443	12-034	Core		☐	☐	☐
215.60	217.00	1.40	GRN	1.40	100	K979444	12-034	Core		☐	☐	☐
217.00	218.70	1.70	GRN	1.60	94	K979445	12-034	Core		☐	☐	☐
218.70	220.70	2.00	GRN, GRN	1.85	93	K979438	12-025	Core		☐	☐	☐
218.70	220.70	2.00	GRN, GRN	1.85	93	K979439	12-025	Core		☐	☑	☐
220.70	221.45	0.75	GRN	0.70	93	K979440	12-025	Core		☐	☐	☐
221.45	222.70	1.25	GRN	1.20	96	K979441	12-025	Core		☐	☐	☐
222.70	224.20	1.50	GRN	1.50	100	K979442	12-025	Core		☐	☐	☐
236.00	237.00	1.00	GRN	0.40	40	K979446	12-034	Core		☐	☐	☐
237.00	239.00	2.00	GRN	2.00	100	K979447	12-034	Core		☐	☐	☐

From (m)	To (m)	Interval (m)	Recovery (m)	Recovery %	RQD	RQD %	Reactivity	Hardness	Weathering	Comments
0.00	4.55	4.55	0	0	0.00	0	0R	--	--	OVB
4.55	8.23	3.68	3.5	95	1.15	31	0R	4H	2W	
8.23	11.28	3.05	3.05	100	2.93	96	0R	4H	2W	
11.28	14.33	3.05	3.05	100	2.23	73	0R	4H	1W	
14.33	17.37	3.04	3.04	100	2.85	94	0R	4H	1W	
17.37	20.42	3.05	3.05	100	2.75	90	0R	4H	1W	
20.42	23.47	3.05	3.05	100	3.05	100	0R	4H	1W	
23.47	26.52	3.05	3.04	100	3.05	100	0R	4H	1W	
26.52	29.57	3.05	3.05	100	2.95	97	0R	4H	1W	
29.57	32.61	3.04	3.04	100	2.95	97	0R	4H	1W	
32.61	35.66	3.05	3.05	100	3.05	100	0R	4H	1W	
35.66	38.71	3.05	3	98	2.80	92	0R	4H	1W	
38.71	41.76	3.05	3.05	100	2.83	93	0R	4H	1W	
41.76	44.81	3.05	3.02	99	2.35	77	0R	4H	1W	
44.81	47.85	3.04	2.88	95	2.10	69	0R	4H	1W	
47.85	50.90	3.05	3.05	100	3.05	100	0R	4H	1W	
50.90	53.95	3.05	2.93	96	2.46	81	0R	4H	1W	
53.95	56.99	3.04	2.94	97	2.45	81	0R	3H	3W	
56.99	60.04	3.05	2.88	94	2.41	79	0R	4H	2W	
60.04	63.09	3.05	3.05	100	2.87	94	0R	4H	1W	
63.09	66.14	3.05	2.95	97	2.88	94	0R	4H	1W	
66.14	69.19	3.05	3.04	100	2.99	98	0R	4H	1W	
69.19	72.23	3.04	3.03	100	2.94	97	0R	4H	1W	
72.23	75.29	3.06	3.02	99	2.83	92	0R	4H	1W	
75.29	78.33	3.04	2.97	98	2.57	85	0R	4H	1W	
78.33	81.38	3.05	3.05	100	3.05	100	0R	4H	1W	
81.38	84.43	3.05	3.05	100	2.97	97	0R	4H	1W	
84.43	87.48	3.05	2.96	97	2.93	96	0R	4H	1W	
87.48	90.52	3.04	2.97	98	2.91	96	0R	4H	1W	

From (m)	To (m)	Interval (m)	Recovery (m)	Recovery %	RQD	RQD %	Reactivity	Hardness	Weathering	Comments
90.52	93.57	3.05	3.05	100	2.81	92	0R	4H	1W	
93.57	96.62	3.05	2.98	98	2.86	94	0R	4H	1W	
96.62	99.67	3.05	3.02	99	2.98	98	0R	4H	1W	
99.67	102.72	3.05	3.01	99	3.01	99	0R	4H	1W	
102.72	105.77	3.05	3	98	2.74	90	0R	4H	1W	
105.77	108.81	3.04	3.04	100	2.86	94	0R	4H	1W	
108.81	111.86	3.05	2.99	98	2.61	86	0R	4H	1W	
111.86	114.91	3.05	3	98	2.43	80	0R	4H	1W	
114.91	117.96	3.05	2.82	92	2.82	92	0R	4H	1W	
117.96	121.01	3.05	3.05	100	3.05	100	0R	4H	1W	
121.01	124.05	3.04	3.04	100	3.04	100	0R	4H	1W	
124.05	127.10	3.05	2.99	98	2.95	97	0R	4H	1W	
127.10	130.15	3.05	3.03	99	3.00	98	0R	4H	1W	
130.15	133.20	3.05	2.98	98	2.95	97	0R	4H	1W	
133.20	136.25	3.05	2.97	97	2.31	76	0R	3H	3W	
136.25	139.29	3.04	3.04	100	3.04	100	0R	4H	1W	
139.29	142.34	3.05	3.04	100	3.04	100	0R	4H	1W	
142.34	145.39	3.05	3.03	99	2.53	83	0R	4H	2W	
145.39	148.44	3.05	3.05	100	2.96	97	0R	4H	1W	
148.44	151.49	3.05	3.05	100	2.95	97	0R	4H	1W	
151.49	154.53	3.04	3.04	100	2.00	66	0R	4H	1W	
154.53	157.58	3.05	3.05	100	3.05	100	0R	4H	1W	
157.58	160.63	3.05	3.05	100	3.05	100	0R	4H	1W	
160.63	163.68	3.05	3.04	100	2.85	93	0R	4H	1W	
163.68	166.73	3.05	3.04	100	3.00	98	0R	4H	1W	
166.73	169.77	3.04	3.02	99	2.96	97	0R	4H	1W	
169.77	172.82	3.05	3.05	100	3.05	100	0R	4H	1W	
172.82	175.87	3.05	3	98	2.95	97	0R	4H	1W	
175.87	178.92	3.05	3.05	100	3.00	98	0R	4H	1W	
178.92	181.97	3.05	2.91	95	2.85	93	0R	4H	1W	
181.97	185.01	3.04	3.04	100	2.96	97	0R	4H	1W	

From (m)	To (m)	Interval (m)	Recovery (m)	Recovery %	RQD	RQD %	Reactivity	Hardness	Weathering	Comments
185.01	188.06	3.05	3.05	100	2.95	97	0R	4H	1W	
188.06	191.11	3.05	3.05	100	2.94	96	0R	4H	1W	
191.11	194.16	3.05	3.05	100	3.05	100	0R	4H	1W	
194.16	197.21	3.05	3.03	99	3.03	99	0R	4H	1W	
197.21	200.25	3.04	3.04	100	2.95	97	0R	4H	1W	
200.25	203.30	3.05	3.04	100	3.04	100	0R	4H	1W	
203.30	206.35	3.05	3.05	100	3.05	100	0R	4H	1W	
206.35	209.40	3.05	2.49	82	2.45	80	0R	4H	1W	
209.40	212.45	3.05	3.05	100	3.02	99	0R	4H	1W	
212.45	215.49	3.04	2.96	97	2.90	95	0R	4H	1W	
215.49	218.54	3.05	3.04	100	2.98	98	0R	4H	1W	
218.54	221.59	3.05	2.92	96	2.40	79	0R	4H	1W	
221.59	224.64	3.05	2.96	97	2.96	97	0R	4H	1W	
224.64	227.69	3.05	3.05	100	3.05	100	0R	4H	1W	
227.69	230.73	3.04	3.04	100	3.04	100	0R	4H	1W	
230.73	233.78	3.05	3.05	100	3.00	98	0R	4H	1W	
233.78	236.83	3.05	3.05	100	3.00	98	0R	4H	1W	
236.83	239.88	3.05	3.05	100	3.05	100	0R	4H	1W	
239.88	242.93	3.05	3	98	3.00	98	0R	4H	1W	

Depth (m)	Magnetic Susceptibility	Rock Type	Comments
1	0	CAS	OVB
2	0	CAS	OVB
3	0	CAS	OVB
4	0	CAS	Broken
5	0	OVB	Broken
6	0	OVB	Broken
7	0	OVB	Broken
8	0.12	GRN	
9	0.26	GRN	
10	0.15	GRN	
11	0.12	GRN	
12	0.17	GRN	
13	0.34	GRN	
14	0.12	GRN	
15	0.13	GRN	
16	0.13	GRN	
17	0.12	GRN	
18	0.14	GRN	
19	0.15	GRN	
20	0.18	GRN	
21	0.16	GRN	
22	0.14	GRN	
23	0.14	GRN	
24	0.13	GRN	
25	0.22	GRN	
26	0.15	GRN	
27	0.2	GRN	
28	0.14	GRN	
29	0.16	GRN	

Depth (m)	Magnetic Susceptibility	Unit	Comments
30	0.15	GRN	
31	0.12	GRN	
32	0.14	GRN	
33	0.17	GRN	
34	0.13	GRN	
35	0.15	GRN	
36	0.14	GRN	
37	0.12	GRN	
38	0.13	GRN	
39	0.19	GRN	
40	0.16	GRN	
41	0.14	GRN	
43	0.14	GRN	
44	0.14	GRN	
45	0.18	GRN	
46	0.22	GRN	
47	0.06	GRN	
48	0.15	GRN	
49	0.14	GRN	
50	0.13	GRN	
51	0.12	GRN	
52	0.15	GRN	
54	0.14	GRN	
55	0.16	GRN	
56	0.14	GRN	
58	0.12	GRN	
60	0.07	GRN	
61	0.18	GRN	
62	0.15	GRN	

Depth (m)	Magnetic Susceptibility	Rock Type	Comments
63	0.28	GRN	
64	0.78	GRN	
65	0.15	GRN	
66	0.18	GRN	
67	0.15	GRN	
68	0.12	GRN	
69	0.15	GRN	
70	0.05	GRN	
71	0.06	GRN	
72	0.14	GRN	
73	0.15	GRN	
74	0.16	GRN	
75	0.13	GRN	
76	0.15	GRN	
77	0.12	GRN	
78	0.12	GRN	
79	0.12	GRN	
80	0.09	GRN	
81	0.06	GRN	
82	0.15	GRN	
83	0.16	GRN	
84	0.13	GRN	
85	0.13	GRN	
86	0.14	GRN	
87	0.14	GRN	
88	0.12	GRN	
89	0.13	GRN	
90	0.13	GRN	
91	0.12	GRN	
92	0.14	GRN	
93	0.12	GRN	
94	0.16	GRN	
95	0.11	GRN	
96	0.07	GRN	
97	0.14	GRN	
98	0.19	GRN	
99	0.13	GRN	
100	0.14	GRN	
101	0.15	GRN	
102	0.17	GRN	
103	0.15	GRN	
104	0.14	GRN	
105	0.13	GRN	
106	0.14	GRN	
107	0.13	GRN	
108	0.17	GRN	
109	0.14	GRN	
110	0.13	GRN	
111	0.13	GRN	
112	0.18	GRN	
113	0.06	GRN	
114	0.17	GRN	
115	0.16	GRN	
116	0.14	GRN	
117	0.14	GRN	
118	0.16	GRN	
119	0.13	GRN	
121	0.12	GRN	
122	0.12	GRN	
123	0.11	GRN	
124	0.11	GRN	
125	0.11	GRN	

Depth (m)	Magnetic Susceptibility	Rock Type	Comments
126	0.12	GRN	
127	0.12	GRN	
128	0.13	GRN	
129	0.13	GRN	
130	0.15	GRN	
131	0.14	GRN	
132	0.14	GRN	
133	0.13	GRN	
133	0.13	GRN	
134	0.13	GRN	
135	0.03	GRN	
136	0.21	GRN	
137	0.15	GRN	
138	1.12	GRN	
139	0.13	GRN	
139	0.15	GRN	
140	0.13	GRN	
141	0.13	GRN	
142	0.14	GRN	
143	0.15	GRN	
144	0.16	GRN	
145	0.14	GRN	
146	0.1	GRN	
147	0.12	GRN	
148	0.04	GRN	
149	0.1	GRN	
150	0.12	GRN	
151	0.11	GRN	
152	0.11	GRN	
153	0.05	GRN	
154	0.05	GRN	

Depth (m)	Magnetic Susceptibility	Unit	Comments
155	0.04	GRN	
156	0.06	GRN	
157	0.1	GRN	
158	0.12	GRN	
159	0.12	GRN	
160	0.11	GRN	
161	0.1	GRN	
162	0.11	GRN	
163	0.11	GRN	
164	0.11	GRN	
165	0.12	GRN	
166	0.12	GRN	
167	0.12	GRN	
168	0.12	GRN	
169	0.11	GRN	
170	0.12	GRN	
171	0.12	GRN	
172	0.11	GRN	
173	0.1	GRN	
174	0.11	GRN	
175	0.11	GRN	
176	0.12	GRN	
177	0.12	GRN	
178	0.12	GRN	
179	0.12	GRN	
180	0.14	GRN	
181	0.16	GRN	
182	0.13	GRN	
183	0.1	GRN	
184	0.18	GRN	
185	0.14	GRN	

Depth (m)	Magnetic Susceptibility	Rock Type	Comments
186	0.15	GRN	
187	0.16	GRN	
187	0.16	GRN	
188	0.15	GRN	
189	0.13	GRN	
190	0.12	GRN	
191	0.11	GRN	
192	0.12	GRN	
193	0.12	GRN	
194	0.13	GRN	
195	0.12	GRN	
196	0.12	GRN	
197	0.12	GRN	
198	0.11	GRN	
199	0.11	GRN	
200	0.1	GRN	
201	0.1	GRN	
202	0.14	GRN	
203	0.16	GRN	
204	0.19	GRN	
205	0.12	GRN	
206	0.12	GRN	
207	0.12	GRN	
208	0.15	GRN	
209	0.08	GRN	
210	0.1	GRN	
211	0.15	GRN	
212	0.12	GRN	
213	0.15	GRN	
214	0.14	GRN	
215	0.11	GRN	

Depth (m)	Magnetic Susceptibility	Unit	Comments
216	0.13	GRN	
217	0.13	GRN	
218	0.13	GRN	
219	0.1	GRN	
220	0.11	GRN	
221	1.3	GRN	
222	0.19	GRN	
223	0.13	GRN	
224	0.13	GRN	
225	0.13	GRN	
226	0.14	GRN	
227	0.14	GRN	
228	0.12	GRN	
229	0.13	GRN	
230	0.1	GRN	
231	0.09	GRN	
232	0.09	GRN	
233	0.09	GRN	
234	0.11	GRN	
235	0.12	GRN	
236	0.13	GRN	
237	0.15	GRN	
238	0.15	GRN	
240	0.13	GRN	
241	0.13	GRN	
242	0.16	GRN	

Hole Name

Hole Name	From (m)	Length (m)	Core Size	Rock Type	Weight in Air (g)	Weight in Water (g)	Density (g/cm3)	Specific Gravity	Comments
HAM-12-021									
	14.2	14.8	NQ	GRN	787	482	2.6	2.6	Granite
	56	14.9	NQ	GRN	795.2	503	2.6	2.7	Granite
	115	14.7	NQ	GRN	780.4	486	2.6	2.7	Granite
	133.5	14.7	NQ	GRN	775.6	483	2.6	2.7	Granite
	184	14.5	NQ	GRN	758.7	465	2.6	2.6	Granite with green hairline veinlets
	220.8	14.3	NQ	GRN	738.5	452	2.5	2.6	Granite
	221	14	NQ	GRN	847.7	617	3.0	3.7	Quartz vein and Rhodocrosite

Keg - Silver Range

Archer, Cathro & Associates (1981) Limited

Grid East	Grid North	Easting	Northing	Elevation	Depth (m)
		586831	6939970	1067.14	425

ZONE: Keg

SECTION: 10-940

HOLE: KEG-12-042

CLAIM: YD11783

Contractor: Top Rank

Drill: 1

Core Size: NQ2

Casing Depth: 8.65m, Out

Drilling Dates: Jun 03 - Jun 10, 2012

Geology Logged By: N. Phillips

SURVEY			
Depth (m)	Azimuth	Dip	Method
0	342	-50	Compass
422	358	-44	Ranger

TARGET:

SUMMARY			
From (m)	To (m)	Interval (m)	Rock Type
0	8.65	8.65	CAS
8.65	21.62	12.97	ICL
21.62	115.63	94.01	ICL
115.63	267.58	151.95	ICL
267.58	279	11.42	MST
279	285.81	6.81	FLR
285.81	421.66	135.85	SLT
421.66	425	3.34	SLT

SAMPLES	
Numbers:	K284051 to K284220
Total:	171
Batch:	001, 002, 005, 007, 008
Certificates:	WH12131218, WH12131219, WH12131511, WH12138332, WH12138333, WH12148471, WH12154560

COMMENTS

Box Log

KEG-12-042

Silver Range
Keg Zone

Archer,Cathro & Associates (1981) Limited

Box Number	From (m)	To (m)
1	8.65	14.49
2	14.49	20
3	20	25
4	25	30.04
5	30.04	35.38
6	35.38	40.61
7	40.61	46.17
8	46.17	51.54
9	51.54	56.9
10	56.9	62.34
11	62.34	67.86
12	67.86	73.7
13	73.7	79.23
14	79.23	85.12
15	85.12	90.8
16	90.8	96.23
17	96.23	102.23
18	102.23	107.4
19	107.4	113
20	113	117.36
21	117.36	122.92
22	122.92	128.21
23	128.21	133.35
24	133.35	138.74
25	138.74	144.12
26	144.12	149.49
27	149.49	154.9
28	154.9	160.35
29	160.35	166.25
30	166.25	172.08
31	172.08	177.87
32	177.87	183.61
33	183.61	189.44
34	189.44	194.64
35	194.64	199.94
36	199.94	204.48
37	204.48	209.37
38	209.37	214.59
39	214.59	219.72
40	219.72	224.79
41	224.79	230.32
42	230.32	235.59
43	235.59	241.12
44	241.12	246.46
45	246.46	251.92
46	251.92	257.13
47	257.13	262.79
48	262.79	268.41
49	268.41	273.98
50	273.98	279.56
51	279.56	284.91
52	284.91	290.57
53	290.57	296.12
54	296.12	302
55	302	307.55
56	307.55	312.73
57	312.73	318.21
58	318.21	323.36
59	323.36	328.79
60	328.79	334
61	334	339.45
62	339.45	345.17
63	345.17	350.38
64	350.38	356.08
65	356.08	361.61
66	361.61	367.16
67	367.16	372.93
68	372.93	378.12
69	378.12	383.42
70	383.42	389
71	389	394.81
72	394.81	400.61
73	400.61	406.15
74	406.15	407
75	407	412.32
76	412.32	417.79
77	417.79	423.24
78	423.24	425

From (m)	To (m)	Interval (m)	Rock Type	Grain Size	Description	Shade	Colour	Texture	Alteration	Intensity	Mineral	Conc.
0.00	8.65	8.65	CAS	--	Casing. No recovery.							
						--	--	---	---	--	--	0
8.65	21.62	12.97	ICL	FG	Weak to moderately oxidized and clay altered intercalated siltstone and limestone. Contacts are diffuse but easily discernable using HCl acid. Intercalations are 30-50cm in width with bladed calcite in limey zones.							
						LT	GY					
						DK	GY	FR	CLY	3I		
						--	BF	RB	OXI	2I	--	0
21.62	22.64	1.02	ICL	FG	Finely intercalated siltstone and limestone with trace to weak chlorite and sericite alteration. No visible mineralization.							
						MD	GY	LA	CHL	1I	--	0
						LT	GY	FR	SER	2I		
22.64	22.85	0.21	SLT	FG	Roughly 7 discontinuous hairline calcite fractures containing weak sphalerite and trace chalcopyrite.							
						LT	GY	FR	BLE	2I	Sp	2
											Po	0.5
22.85	24.09	1.24	SLT	FG	Laminated siltstone with bleached envelopes.							
						LT	GY	FR				
						DK	GY	LA	BLE	1I	--	0
24.09	24.17	0.08	SLT	FG	Discontinuous calcite fractures containing weak sphalerite and trace pyrite.							
						LT	GY	FR			Po	0.5
						DK	GY	LA	---	--	Sp	2
24.17	24.76	0.59	SLT	FG	Medium grey laminated siltstone.							
						MD	GY	LA	---	--	--	0
24.76	29.14	4.38	LST	MG	Moderately sericitized altered limestone with abundant bladed calcite and weak laminations.							
						LT	GN	LA	SER	3I	--	0
						LT	GY	FR				
29.14	32.09	2.95	ICL	FG	Same as general description.							
						MD	GN	LA	---	--	--	0
						MD	GY	FR				

From (m)	To (m)	Interval (m)	Rock Type	Grain Size	Description	Shade	Colour	Texture	Alteration	Intensity	Mineral	Conc.
32.09	34.07	1.98	SLT	FG	Highly fractured section with pervasive calcite infill.							
						MD	GY	LA	---	--	--	0
								FR				
34.07	37.48	3.41	LST	FG	Silty limestone. Light grey to green with buff coloured alteration. Abundant calcite filled veinlets containing trace pyrite and sphalerite. Interval is moderately fractured and has trace mineralization.							
						LT	GN	LA	CHL	1I	Py	1
						LT	GY	FR	SER	3I	Sp	0.5
						--	BF		CLY	2I		
37.48	45.70	8.22	SLT	FG	Light to dark grey siliceous siltstone containing fair fracture filled pyrrhotite and trace sphalerite. Occasional ~10cm intervals of calcitic siltstone exists within the interval.							
						MD	GY	FR	SER	2I	Sp	1
						LT	GY	LA	CHL	1I	Po	4
						DK	GY					
45.70	48.28	2.58	LST	FG	Highly clay altered, faiulted and brecciated limestone. Interval is highly clay altered, weakly chlorite altered, moderately sericitized, and weakly oxidized. Interval reacts readily with acid. Trace arsenopyrite, sphalerite and pyrite are found disseminated throughout the interval. Fractures are filled with calcite.							
						MD	GY		SER	3I	Sp	1
						LT	GY	FR	CLY	4I	As	1
						LT	OR		OXI	2I		
						--	BF	LA	CHL	2I	Py	1
48.28	56.95	8.67	SLT	FG	Light to medium grey siltstone with one 10cm interval of iron carbonate. Interval contains numerous calcite fractures that occasionally contain trace sphalerite. Half the interval (in ~20cm layers) is weakly chlorite altered, bleached, and is contains trace sericite alteration.							
						MD	GY	LA	CHL	2I		
						LT	GY	FR	SER	1I	Sp	1
									BLE	2I		

From (m)	To (m)	Interval (m)	Rock Type	Grain Size	Description	Shade	Colour	Texture	Alteration	Intensity	Mineral	Conc.
56.95	67.05	10.10	LST	FG	Intercalated limestone and siltstone (70% lst, 30% slt) with layers being approximately 0.7m in length. Interval is fine grained, light to medium grey, and contains abundant calcite fractures (> 40/m). One faulted subsection with minor iron carbonate occurs at 62.62m. Within the calcite fractures weak to fair sphalerite and pyrrhotite are found.							
						MD	GY	FR	CHL	2I	Po	1
						LT	GY	LA	CLY	2I	Sp	3
											Py	3
67.05	70.35	3.30	SLT	FG	Brecciated siltstone with moderate chlorite and sericite alteration. Brecciated clasts range from 0.5-2cm and are held within a fine grained clack matrix (pseudotachylyte?). More intense areas of brecciation are oxidized. Fair sphalerite and pyrite occur disseminated throughout the interval and one large bleb of sphalerite occurs at 69.98m.							
						MD	GY	FR	CHL	3I	Py	2
						LT	GN	LA	SER	3I	Sp	4
						LT	GY		OXI	1I	Po	1
70.35	74.19	3.84	SLT	FG	Light to medium grey siliceous siltstone interbedded with a light orange iron carbonate. Sections of iron carbonate range from 5cm to 30cm within the interval and are light orange in colour. Calcite generally occurs next to the iron carbonate. Moderate sericite alteration, weak oxidation, and weak chlorite alteration occur in the subsection.							
						MD	GY		CHL	2I		
						LT	GY	LA	SER	3I		
						LT	OR	FR	OXI	2I	--	0
74.19	85.35	11.16	LST	FG	Oxidized and clay altered limestone. About 1/3rd of interval consists of highly oxidized and clay altered Fe carbonate. Section contains dense calcite fractures with weak sphalerite, pyrite and pyrrhotite. Iron carbonate sections are much more fractured and contain abundant calcite veinlets with widths between 0.1 and 2cm. Cerrusite is found as needles along fractures within the interval.							
						LT	OR	FR	OXI	3I	Sp	3

From (m)	To (m)	Interval (m)	Rock Type	Grain Size	Description	Shade	Colour	Texture	Alteration	Intensity	Mineral	Conc.
						LT	GY		CLY	3I	Po	2
									SER	1I	Py	2
85.35	93.93	8.58	ICL	FG	Finely intercalated (2-10cm beds) siliceous siltstone and calcareous siltstone. Contacts are abrupt and parallel laminations. Interval has trace chlorite alteration and oxidation along fractures and small zones of bleaching. The majority of the interval is unaltered and fine laminations (~1mm) are easily visible. Weak sphalerite, pyrrhotite and trace pyrite are found within calcite fractures which occur at a low to moderate density (~11/m).							
						MD	GY	LA	CHL	1I	Py	1
						LT	GY	FR	BLE	2I	Sp	2
									OXI	1I	Gn	1
											Po	2
93.93	95.35	1.42	LST	FG	Highly clay altered limestone with abundant iron carbonate. Unit reacts readily with acid. No mineralization is seen in the interval and low density (2/m) thick (1-2cm) calcite veins are through the interval. Laminations are difficult so see due to pervasive clay alteration.							
						MD	GY	FR	CLY	4I	--	0
						LT	GN					
						LT	GY		OXI	2I		
95.35	104.22	8.87	SLT	FG	Bleached and chlorite altered siltstone. ~1/3rd of interval is a light grey to light green colour due to bleaching and chlorite alteration. Low density calcite veinlets and veins are found through the interval and are often mineralized with fair pyrrhotite, sphalerite and trace chalcopyrite. Most of the interval is siliceous but 3 short 30cm intervals are calcareous. These intervals are a lighter grey than the more siliceous sections.							
						MD	GY	LA	SER	1I	Sp	4
						LT	GN	FR	CHL	2I	Po	4
						LT	GY		BLE	3I	Cp	1

From (m)	To (m)	Interval (m)	Rock Type	Grain Size	Description	Shade	Colour	Texture	Alteration	Intensity	Mineral	Conc.
104.22	115.63	11.41	SLT	FG	Highly fractured and brecciated siltstone with a white calcite matrix. Interval is light green from sericite and chlorite alteration. Breccia clasts range from blocks (up to 10cm diameter) to small pebbles (~1cm in diameter). Weak pyrrhotite and sphalerite are found within the calcite fractures.							
						LT	GN	FR	CHL	2I	Po	1
						LT	GY	BX	SER	2I	Sp	1
115.63	119.09	3.46	SLT	FG	Fine grained siliceous siltstone with trace to weak fracture controlled pyrrhotite and sphalerite in calcite veinlets. Calcite veinlets occur at a low density.							
						MD	GY	FR	BLE	2I	Po	1
						LT	GY	LA	CHL	2I	Sp	1
119.09	120.96	1.87	LST	CG	Coarse grained limestone with moderate chlorite and fair micas. Upper contact is abrupt and parallels laminations and bottom contact is gradational with the siltstone.							
						LT	GN	---	CHL	2I	Po	2
						LT	GY				As	1
120.96	128.40	7.44	SLT	FG	Light to dark grey, mainly unaltered, siliceous siltstone. Siltstone is oxidized along fractures and contains calcite veins at a moderate density. Trace sphalerite and pyrrhotite mineralization is found within the fractures.							
						LT	GY	FR			Po	1
						DK	GY	LA	OXI	1I	Sp	0.5
128.40	130.53	2.13	SLT	FG	Moderately fractured and oxidized siliceous siltstone. Oxidation occurs along fractures and affects up to 3cm on either side of the fractures. Mineralization is restricted to calcite veins and veinlets and consists of sphalerite and pyrrhotite. One large 3.2cm vein consisting of massive sphalerite and pyrrhotite occurs at 129.60m.							
						MD	GY	LA	OXI	3I	Sp	5
						LT	GY	FR	CHL	2I	Po	5
						--	OR					
130.53	139.67	9.14	SLT	FG	Moderately oxidized, chlorite altered and bleached siliceous siltstone with low density calcite fractures occurring at a moderate angle to core axis (~50°). These are trace to weakly mineralized with pyrrhotite and sphalerite.							

From (m)	To (m)	Interval (m)	Rock Type	Grain Size	Description	Shade	Colour	Texture	Alteration	Intensity	Mineral	Conc.
						MD	GY		OXI	3I	Sp	0.5
						LT	GY	LA	CHL	3I	Po	2
						--	BF	FR	BLE	3I	Cp	0.1
139.67	139.80	0.13	LST	CG	Coarse grained calcite rich limestone with pervasive moderate chlorite. Upper and lower contacts are parallel with laminations. Upper contact is abrupt and lower contact Is gradational with the siltstone. Unit is ~85% calcite with about 15% chlorite. This interval is a good example of the several similar sections located downhole from this one.							
						LT	GY	---	OXI	2I	--	0
						--	BK		CHL	3I		
139.80	147.23	7.43	SLT	FG	Siliceous siltstone with moderate fractures and oxidation. Similar to section 130.53-139.67m except that mineralization mainly consists of pyrrhotite and chalcopyrite.							
						MD	GY	FR	OXI	2I	Cp	1
						LT	GY	LA	CHL	2I	Po	2
						LT	OR		CLY	1I		
147.23	158.52	11.29	SLT	FG	Brecciated and faulted siliceous siltstone with abundant calcite infill. Calcite is often bladed and ranges in size from microscopic to 3 cm blades. Several sections of highly clay altered gougy rock occur at 152.63m, and 158.39m. Interval begins gradually with a bleached halo followed by an abrupt contact at 35° to core axis. The lower contact is abrupt and occurs at 30° to core axis. Overall the interval is highly clay altered, moderately chlorite altered, and is weakly oxidized along fractures. Most of the mineralization in in fractures within the bleached interval before the main fault.							
						LT	OR	LA	CHL	3I	Sp	1
						LT	GY	FR	OXI	2I	Cp	1
						LT	GN	BX	CLY	4I	Po	1

From (m)	To (m)	Interval (m)	Rock Type	Grain Size	Description	Shade	Colour	Texture	Alteration	Intensity	Mineral	Conc.
158.52	201.90	43.38	SLT	FG	Light to medium grey siliceous siltstone with moderate chlorite alteration and bleaching (due to silicification). Trace oxidation occurs along fractures. Calcite fractures occur at a moderate density and are generally more mineralized in bleached sections. Galena is much more prevalent than uphole sections. Excellent examples of galena and sphalerite veins occur at 160.70m, 162.55m, and 166.55m though mineralization occurs all throughout the interval. Small sections (<30cm) of coarse grained limestone (see 139.67m - 139.80m) occupy 5-10% of the interval and represent the only limestone sections of the interval.							
						MD	GY		SIL	3I	Cp	2
						LT	GY	LA	BLE	3I	Po	4
						LT	GN	FR	CHL	3I	Gn	3
									OXI	1I	Sp	3
201.90	211.60	9.70	SLT	FG	Highly fractured, brecciated, chlorite altered and bleached siliceous siltstone. Upper contact is abrupt, oriented at 80° to core axis and is conformable with the laminations. Lower contact is also abrupt at an angle of 70° to core axis. Unit reacts readily to acid as much of the fault has been infilled with calcite. Some of the infill is a dark grey gouge comprised primarily of chlorite, and contains trace to weak disseminated pyrite and arsenopyrite.							
						LT	GY	BX	BLE	5I	Py	2
								FR	CHL	4I	As	1
211.60	218.22	6.62	SLT	FG	Siliceous siltstone with low density calcite fractures and trace to weak mineralization. Some bleached sections due to silicification occur and trace chlorite alteration is pervasive.							
						LT	GY	FR	BLE	2I	Po	2
									CHL	1I	Sp	1
											Cp	1

From (m)	To (m)	Interval (m)	Rock Type	Grain Size	Description	Shade	Colour	Texture	Alteration	Intensity	Mineral	Conc.
218.22	230.13	11.91	SLT	FG	Strongly chlorite altered, weakly clay altered and bleached, sheared siliceous siltstone with fair mineralization. Mineralization is restricted to the more sheared sections and consists of fair sphalerite, pyrite and weak arsenopyrite and galena. The more sheared sections are calcite filled and react readily with acid. These sections are also have high calcite content. Pyrite mineralization consists of euhedral 1-3mm crystals within the more gougy sections of the shear zone.							
						MD	GY		BLE	2I	Py	3
						LT	GY	SH	CLY	2I	Gn	1.5
						LT	GN		CHL	4I	As	2
											Sp	3
230.13	235.19	5.06	SLT	FG	Siliceous siltstone, similar to 211.60 - 218.22m but with some galena mineralization within the fractures.							
						MD	GY	FR	CHL	1I	Gn	2.5
						LT	GY	LA	BLE	2I	Sp	1
						LT	GN				Po	2
235.19	240.90	5.71	SLT	FG	Highly sheared interval, similar to 218.22 - 230.13m but much more mineralized. Semi-massive mineralization consisting of Sp, Gn and Po occurs between 240.00 - 240.90m, and 237.72m - 237.90m.							
						MD	GN	FR	CLY	2I	Sp	4
						LT	GN	SH	CHL	4I	Gn	4
									BLE	2I	Po	3
240.90	266.17	25.27	SLT	FG	Moderately to strongly mineralized siltstone with semi-massive replacement style intervals of galena, sphalerite, chalcopyrite, pyrrhotite and pyrite. Interval is weakly chlorite altered and bleached. Best intervals of mineralization are between 245.15-247.30m, 251.17-251.89m, and 255-255.83m. Contacts between mineralized sections are parallel with laminations and mineralized sections are generally calcareous.							
						MD	GY	LA	CHL	2I	Py	2
						LT	GY	FR	BLE	2I	Cp	2
						LT	GN				Gn	6
											Sp	5

From (m)	To (m)	Interval (m)	Rock Type	Grain Size	Description	Shade	Colour	Texture	Alteration	Intensity	Mineral	Conc.
											Po	4
266.17	267.58	1.41	SLT	FG	Light to medium grey siliceous siltstone with moderate chlorite alteration and moderate bleaching. Section has high density calcite veining with some brecciation due to stockwork veining. Pyrrhotite and pyrite occur within the calcite veins.							
						MD	GY	LA	BLE	3I	Po	2
						LT	GY	FR	CHL	3I	Py	2
267.58	279.00	11.42	MST	VF	Black, fine grained, laminated mudstone. Interval is moderately fractured with calcite veins and veinlets. Veins are generally at a moderate angle to core axis (30-55°) but some low angle veins (0-10° TCA) crosscut and offset the others. Fine grained pyrrhotite and pyrite occur within the calcite fractures. Contacts are diffuse and parallel with laminations (see primary structure).							
						--	BK	FR	CHL	3I	Po	2
								LA	CLY	3I	Py	2
279.00	285.81	6.81	SLT	FG	Faulted (sheared, fractured, and brecciated) with moderate chlorite and clay alteration. Contacts are oriented at 45° to core axis and 263° TRFA. Mineralization consists of pyrrhotite and stibnite. Colour ranges from light to medium grey, to light green.							
						MD	GY	FR	CLY	3I	Po	2
						LT	GY	SH	CHL	3I	St	4
						LT	GN	BX				
								LA				
285.81	293.13	7.32	SLT	FG	Medium grey siliceous siltstone with trace to weak chlorite alteration. Unit has high density hairline calcite veinlets (<1mm) containing trace pyrrhotite and pyrite. Some unmineralized larger calcite veinlets (~0.5cm) occur at a low density (2-3/m). Unit is finely laminated.							
						MD	GY	LA				
						LT	GY	FR	CHL	2I	--	0

From (m)	To (m)	Interval (m)	Rock Type	Grain Size	Description	Shade	Colour	Texture	Alteration	Intensity	Mineral	Conc.
293.13	305.12	11.99	SLT	FG	White to light green to light grey siliceous siltstone that has been strongly bleached (due to silicification and sericitization) and moderately chlorite altered. Moderate density calcite veinlets occur through the interval and are occasionally associated with pyrrhotite, chalcopyrite and +/- sphalerite mineralization. Some veinlets contain a light pink to brown, hard (~6-7) mineral which is likely vesuvianite or rose quartz (too fine grained to determine crystal structure).							
						LT	GY	FR	BLE	4I	Sp	0.5
						LT	GN		SER	2I	Cp	1
						--	WH		CHL	3I	Po	2
									SIL	3I		
305.12	317.38	12.26	SLT	FG	Light to medium grey, relatively unaltered (weakly chlorite altered and bleached) siliceous siltstone. Similar to 211.40 - 218.20m. Interval is laminated and contains high density calcite fractures (~50/m) at a low angle to core axis (~28°). The veinlets have none to fair mineralization, but one section of fracture controlled, semi-massive mineralization occurs at 314.40-314.55m.							
						MD	GY	LA	CHL	2I	Gn	1.5
						LT	GY	FR	BLE	2I	Sp	1
											Cp	0.5
											Po	2
317.38	327.98	10.60	SLT	FG	Highly fractured and chlorite altered siliceous siltstone. The calcite veins described above (at ~28° TCA and occur at ~50 veinlets/m) now contain sphalerite, galena, chalcopyrite and pyrrhotite. Thick calcite veins also occur in this interval containing individual calcite crystals up to cm in diameter. The colour also changes from the previous interval to a light- medium green due to more pervasive chlorite alteration.							
						MD	GN				Cp	0.5
						LT	GN	LA	CHL	4I	Gn	2
						LT	GY	FR	BLE	3I	Sp	3
											Po	2

From (m)	To (m)	Interval (m)	Rock Type	Grain Size	Description	Shade	Colour	Texture	Alteration	Intensity	Mineral	Conc.
327.98	372.30	44.32	SLT	FG	Light grey to light green, strongly bleached and moderately chlorite altered siltstone with strong mineralization hosted within calcite veins and veinlets. Most fractures are oriented between 25-35° to core axis and host sphalerite, galena, chalcopyrite and pyrrhotite. Trace arsenopyrite is found disseminated in a mottled section between 360.70m and 360.80m (coarser grained?). Veinlets are clearly part of a set as they are all oriented in the same direction.							
						LT	GN	LA	BLE	4I	Gn	3
						LT	GY	FR	CHL	3I	Sp	4.5
											Cp	3
											Po	2
											As	1
372.30	406.57	34.27	SLT	FG	No distinct contact between this interval and 327.98m-372.30m. The main difference is that fracture controlled mineralization significantly decreases (more veinlets are barren and less mineralized veinlets are less frequent). Interval is strongly chlorite altered and moderately bleached. Where mineralization exists, it consists of pyrrhotite, sphalerite, galena and chalcopyrite in calcite veinlets. The mineralized veinlets tend to be oriented at 20° to core axis (more shallow than previous).							
						LT	GN	LA	BLE	3I	Gn	0.5
						LT	GY	FR	CHL	4I	Sp	0.75
											Po	1
											Cp	0.1
406.57	421.66	15.09	SLT	FG	Light to medium grey, relatively unaltered siliceous siltstone with fracture controlled mineralization oriented at 35° to core axis with trace chalcopyrite, pyrrhotite, and sphalerite. One section of moderately mineralized fracture controlled sphalerite occurs between 418.44m - 418.73m.							
						MD	GY	LA	BLE	2I	Po	0.4
						LT	GY	FR	CHL	1I	Cp	0.2
											Sp	2
421.66	423.08	1.42	SLT	FG	Dark grey to black siliceous siltstone with calcite fractures at a moderate density.							
						DK	GY	LA	CHL	1I	--	0
						--	BK	FR				

From (m)	To (m)	Interval (m)	Rock Type	Grain Size	Description	Shade	Colour	Texture	Alteration	Intensity	Mineral	Conc.
423.08	425.00	1.92	SLT	FG	Black siliceous siltstone with high density stockwork style calcite veins and veinlets at all orientations to core axis.							
						DK	GY	FR	---	--	--	0
						--	BL					

From (m)	To (m)	Interval (m)	Rock Type	Recovery (m)	Recovery %	Sample Number	BatchName	Batch Class	Standard	Blank	1/4 Dup	Coarse Dup
0.00	0.00	0.00	-QC-	0.00	0	K284140	12-005			☑	☐	☐
0.00	0.00	0.00	-QC-	0.00	0	K284218	12-008			☑	☐	☐
0.00	0.00	0.00	-QC-	0.00	0	K284205	12-008		K-2	☐	☐	☐
0.00	0.00	0.00	-QC-	0.00	0	K284198	12-008			☑	☐	☐
0.00	0.00	0.00	-QC-	0.00	0	K284192	12-007		K-3	☐	☐	☐
0.00	0.00	0.00	-QC-	0.00	0	K284187	12-007			☑	☐	☐
0.00	0.00	0.00	-QC-	0.00	0	K284180	12-007		K-2	☐	☐	☐
0.00	0.00	0.00	-QC-	0.00	0	K284176	12-007			☑	☐	☐
0.00	0.00	0.00	-QC-	0.00	0	K284055	12-001			☑	☐	☐
0.00	0.00	0.00	-QC-	0.00	0	K284144	12-005		K-3	☐	☐	☐
0.00	0.00	0.00	-QC-	0.00	0	K284131	12-005			☑	☐	☐
0.00	0.00	0.00	-QC-	0.00	0	K284117	12-002		K-4	☐	☐	☐
0.00	0.00	0.00	-QC-	0.00	0	K284106	12-002			☑	☐	☐
0.00	0.00	0.00	-QC-	0.00	0	K284101	12-002			☑	☐	☐
0.00	0.00	0.00	-QC-	0.00	0	K284092	12-002		K-2	☐	☐	☐
0.00	0.00	0.00	-QC-	0.00	0	K284080	12-001			☑	☐	☐
0.00	0.00	0.00	-QC-	0.00	0	K284069	12-001		K-2	☐	☐	☐
0.00	0.00	0.00	-QC-	0.00	0	K284060	12-001		K-1	☐	☐	☐
0.00	0.00	0.00	-QC-	0.00	0	K284151	12-005		K-2	☐	☐	☐
8.65	11.00	2.35	CAS, ICL	1.14	49	K284051	12-001			☐	☐	☐
11.00	14.00	3.00	ICL	1.81	60	K284052	12-001			☐	☐	☐
14.00	17.00	3.00	ICL	2.32	77	K284053	12-001			☐	☐	☐
17.00	20.00	3.00	ICL	2.44	81	K284054	12-001			☐	☐	☐
20.00	23.00	3.00	ICL	2.53	84	K284056	12-001			☐	☐	☐
23.00	26.00	3.00	ICL	2.80	93	K284057	12-001			☐	☐	☐
26.00	29.00	3.00	ICL	2.73	91	K284058	12-001			☐	☐	☐
29.00	32.00	3.00	ICL	2.96	99	K284059	12-001			☐	☐	☐

From (m)	To (m)	Interval (m)	Rock Type	Recovery (m)	Recovery %	Sample Number	BatchName	Batch Class	Standard	Blank	1/4 Dup	Coarse Dup
32.00	35.00	3.00	ICL	2.54	85	K284061	12-001			☐	☐	☐
35.00	38.00	3.00	ICL	2.94	98	K284062	12-001			☐	☐	☐
38.00	41.00	3.00	ICL	3.00	100	K284063	12-001			☐	☐	☐
38.00	41.00	3.00	ICL	3.00	100	K284064	12-001			☐	☑	☐
41.00	44.00	3.00	ICL	2.89	96	K284065	12-001			☐	☐	☐
44.00	47.00	3.00	ICL	2.90	97	K284066	12-001			☐	☐	☐
47.00	50.00	3.00	ICL	2.92	97	K284067	12-001			☐	☐	☐
50.00	53.00	3.00	ICL	2.89	96	K284068	12-001			☐	☐	☐
53.00	56.00	3.00	ICL	2.87	96	K284070	12-001			☐	☐	☐
56.00	59.00	3.00	ICL	3.00	100	K284071	12-001			☐	☐	☐
59.00	62.00	3.00	ICL	2.90	97	K284072	12-001			☐	☐	☐
62.00	65.00	3.00	ICL	2.87	96	K284073	12-001			☐	☐	☐
62.00	65.00	3.00	ICL	2.87	96	K284074	12-001			☐	☐	☑
65.00	68.00	3.00	ICL	2.86	95	K284075	12-001			☐	☐	☐
68.00	71.00	3.00	ICL	2.84	95	K284076	12-001			☐	☐	☐
71.00	74.00	3.00	ICL	2.92	97	K284077	12-001			☐	☐	☐
74.00	77.00	3.00	ICL	3.00	100	K284078	12-001			☐	☐	☐
77.00	80.00	3.00	ICL	2.94	98	K284079	12-001			☐	☐	☐
80.00	83.00	3.00	ICL	2.55	85	K284081	12-001			☐	☐	☐
83.00	86.00	3.00	ICL	3.00	100	K284082	12-001			☐	☐	☐
86.00	89.00	3.00	ICL	3.00	100	K284083	12-001			☐	☐	☐
89.00	92.00	3.00	ICL	2.74	91	K284084	12-001			☐	☐	☐
92.00	95.00	3.00	ICL	2.87	96	K284085	12-001			☐	☐	☐
95.00	98.00	3.00	ICL	2.80	93	K284086	12-001			☐	☐	☐
98.00	101.00	3.00	ICL	2.96	99	K284087	12-002			☐	☐	☐
101.00	104.00	3.00	ICL	2.97	99	K284088	12-002			☐	☐	☐
104.00	107.00	3.00	ICL	2.91	97	K284089	12-002			☐	☐	☐
107.00	110.00	3.00	ICL	2.93	98	K284090	12-002			☐	☐	☐
110.00	113.00	3.00	ICL	2.57	86	K284091	12-002			☐	☐	☐

From (m)	To (m)	Interval (m)	Rock Type	Recovery (m)	Recovery %	Sample Number	BatchName	Batch Class	Standard	Blank	1/4 Dup	Coarse Dup
113.00	116.00	3.00	ICL	2.59	86	K284093	12-002			☐	☐	☐
116.00	119.00	3.00	ICL	2.38	79	K284094	12-002			☐	☐	☐
119.00	122.00	3.00	ICL	2.24	75	K284095	12-002			☐	☐	☐
119.00	122.00	3.00	ICL	2.24	75	K284096	12-002			☐	☑	☐
122.00	125.00	3.00	ICL	2.97	99	K284097	12-002			☐	☐	☐
125.00	128.00	3.00	ICL	2.98	99	K284098	12-002			☐	☐	☐
128.00	131.00	3.00	ICL	2.79	93	K284099	12-002			☐	☐	☐
131.00	134.00	3.00	ICL	2.56	85	K284100	12-002			☐	☐	☐
134.00	137.00	3.00	ICL	2.51	84	K284102	12-002			☐	☐	☐
137.00	140.00	3.00	ICL	2.79	93	K284103	12-002			☐	☐	☐
140.00	143.00	3.00	ICL	3.00	100	K284104	12-002			☐	☐	☐
143.00	146.00	3.00	ICL	2.87	96	K284105	12-002			☐	☐	☐
146.00	149.00	3.00	ICL	2.78	93	K284107	12-002			☐	☐	☐
149.00	152.00	3.00	ICL	2.84	95	K284108	12-002			☐	☐	☐
152.00	155.00	3.00	ICL	2.85	95	K284109	12-002			☐	☐	☐
152.00	155.00	3.00	ICL	2.85	95	K284110	12-002			☐	☐	☑
155.00	158.00	3.00	ICL	2.86	95	K284111	12-002			☐	☐	☐
158.00	161.00	3.00	ICL	2.86	95	K284112	12-002			☐	☐	☐
161.00	164.00	3.00	ICL	2.96	99	K284113	12-002			☐	☐	☐
164.00	167.00	3.00	ICL	2.87	96	K284114	12-002			☐	☐	☐
167.00	170.00	3.00	ICL	2.95	98	K284115	12-002			☐	☐	☐
170.00	173.00	3.00	ICL	3.00	100	K284116	12-002			☐	☐	☐
173.00	176.00	3.00	ICL	3.00	100	K284118	12-002			☐	☐	☐
176.00	179.00	3.00	ICL	2.97	99	K284119	12-002			☐	☐	☐
179.00	182.00	3.00	ICL	3.00	100	K284120	12-002			☐	☐	☐
182.00	185.00	3.00	ICL	2.93	98	K284121	12-002			☐	☐	☐
185.00	188.00	3.00	ICL	2.88	96	K284122	12-002			☐	☐	☐
188.00	191.00	3.00	ICL	2.93	98	K284123	12-005			☐	☐	☐
191.00	194.00	3.00	ICL	2.92	97	K284124	12-005			☐	☐	☐

From (m)	To (m)	Interval (m)	Rock Type	Recovery (m)	Recovery %	Sample Number	BatchName	Batch Class	Standard	Blank	1/4 Dup	Coarse Dup
194.00	197.00	3.00	ICL	2.89	96	K284125	12-005			☐	☐	☐
194.00	197.00	3.00	ICL	2.89	96	K284126	12-005			☐	☐	☑
197.00	200.00	3.00	ICL	2.94	98	K284127	12-005			☐	☐	☐
200.00	203.00	3.00	ICL	2.71	90	K284128	12-005			☐	☐	☐
203.00	206.00	3.00	ICL	2.75	92	K284129	12-005			☐	☐	☐
206.00	209.00	3.00	ICL	2.96	99	K284130	12-005			☐	☐	☐
209.00	212.00	3.00	ICL	3.00	100	K284132	12-005			☐	☐	☐
212.00	215.00	3.00	ICL	2.98	99	K284133	12-005			☐	☐	☐
215.00	218.00	3.00	ICL	2.94	98	K284134	12-005			☐	☐	☐
215.00	218.00	3.00	ICL	2.94	98	K284135	12-005			☐	☑	☐
218.00	221.00	3.00	ICL	2.78	93	K284136	12-005			☐	☐	☐
221.00	224.00	3.00	ICL	2.92	97	K284137	12-005			☐	☐	☐
224.00	227.00	3.00	ICL	2.77	92	K284138	12-005			☐	☐	☐
227.00	230.00	3.00	ICL	2.74	91	K284139	12-005			☐	☐	☐
230.00	233.00	3.00	ICL	2.97	99	K284141	12-005			☐	☐	☐
233.00	236.00	3.00	ICL	2.88	96	K284142	12-005			☐	☐	☐
236.00	239.00	3.00	ICL	2.68	89	K284143	12-005			☐	☐	☐
239.00	242.00	3.00	ICL	2.86	95	K284145	12-005			☐	☐	☐
242.00	245.00	3.00	ICL	2.75	92	K284146	12-005			☐	☐	☐
245.00	247.40	2.40	ICL	2.40	100	K284147	12-005			☐	☐	☐
247.40	248.55	1.15	ICL	1.15	100	K284148	12-005			☐	☐	☐
248.55	251.17	2.62	ICL	2.62	100	K284149	12-005			☐	☐	☐
251.17	251.83	0.66	ICL	0.66	100	K284150	12-005			☐	☐	☐
251.83	254.00	2.17	ICL	2.17	100	K284152	12-005			☐	☐	☐
254.00	257.00	3.00	ICL	2.99	100	K284153	12-005			☐	☐	☐
257.00	260.00	3.00	ICL	3.00	100	K284154	12-005			☐	☐	☐
260.00	263.00	3.00	ICL	3.00	100	K284155	12-005			☐	☐	☐
263.00	266.00	3.00	ICL	2.91	97	K284156	12-005			☐	☐	☐
266.00	269.00	3.00	ICL	3.00	100	K284157	12-005			☐	☐	☐

From (m)	To (m)	Interval (m)	Rock Type	Recovery (m)	Recovery %	Sample Number	BatchName	Batch Class	Standard	Blank	1/4 Dup	Coarse Dup
269.00	272.00	3.00	MST	3.00	100	K284158	12-005			☐	☐	☐
272.00	275.00	3.00	MST	3.00	100	K284159	12-007			☐	☐	☐
275.00	278.00	3.00	MST	3.00	100	K284160	12-007			☐	☐	☐
278.00	281.00	3.00	MST	3.00	100	K284161	12-007			☐	☐	☐
281.00	284.00	3.00	FLR	3.00	100	K284162	12-007			☐	☐	☐
284.00	287.00	3.00	FLR	2.48	83	K284163	12-007			☐	☐	☐
284.00	287.00	3.00	FLR	2.48	83	K284164	12-007			☐	☑	☐
287.00	290.00	3.00	SLT	2.94	98	K284165	12-007			☐	☐	☐
290.00	293.00	3.00	SLT	2.94	98	K284166	12-007			☐	☐	☐
293.00	296.00	3.00	SLT	3.00	100	K284167	12-007			☐	☐	☐
296.00	299.00	3.00	SLT	3.00	100	K284168	12-007			☐	☐	☐
296.00	299.00	3.00	SLT	3.00	100	K284169	12-007			☐	☐	☑
299.00	302.00	3.00	SLT	3.00	100	K284170	12-007			☐	☐	☐
302.00	305.00	3.00	SLT	3.00	100	K284171	12-007			☐	☐	☐
305.00	308.00	3.00	SLT	3.00	100	K284172	12-007			☐	☐	☐
308.00	311.00	3.00	SLT	2.93	98	K284173	12-007			☐	☐	☐
311.00	314.00	3.00	SLT	3.00	100	K284174	12-007			☐	☐	☐
314.00	317.00	3.00	SLT	2.87	96	K284175	12-007			☐	☐	☐
317.00	320.00	3.00	SLT	3.00	100	K284177	12-007			☐	☐	☐
320.00	323.00	3.00	SLT	3.00	100	K284178	12-007			☐	☐	☐
323.00	326.00	3.00	SLT	2.96	99	K284179	12-007			☐	☐	☐
326.00	329.00	3.00	SLT	2.95	98	K284181	12-007			☐	☐	☐
329.00	332.00	3.00	SLT	3.00	100	K284182	12-007			☐	☐	☐
332.00	335.00	3.00	SLT	3.00	100	K284183	12-007			☐	☐	☐
335.00	338.00	3.00	SLT	3.00	100	K284184	12-007			☐	☐	☐
338.00	341.00	3.00	SLT	2.90	97	K284185	12-007			☐	☐	☐
341.00	344.00	3.00	SLT	2.96	99	K284186	12-007			☐	☐	☐
344.00	347.00	3.00	SLT	2.76	92	K284188	12-007			☐	☐	☐
347.00	350.00	3.00	SLT	3.00	100	K284189	12-007			☐	☐	☐

From (m)	To (m)	Interval (m)	Rock Type	Recovery (m)	Recovery %	Sample Number	BatchName	Batch Class	Standard	Blank	1/4 Dup	Coarse Dup
350.00	353.00	3.00	SLT	3.00	100	K284190	12-007			☐	☐	☐
353.00	356.00	3.00	SLT	3.00	100	K284191	12-007			☐	☐	☐
356.00	359.00	3.00	SLT	3.00	100	K284193	12-007			☐	☐	☐
359.00	362.00	3.00	SLT	3.00	100	K284194	12-007			☐	☐	☐
362.00	365.00	3.00	SLT	3.00	100	K284195	12-008			☐	☐	☐
365.00	368.00	3.00	SLT	3.00	100	K284196	12-008			☐	☐	☐
368.00	371.00	3.00	SLT	3.00	100	K284197	12-008			☐	☐	☐
371.00	374.00	3.00	SLT	3.00	100	K284199	12-008			☐	☐	☐
374.00	377.00	3.00	SLT	3.00	100	K284200	12-008			☐	☐	☐
377.00	380.00	3.00	SLT	3.00	100	K284201	12-008			☐	☐	☐
380.00	383.00	3.00	SLT	3.00	100	K284202	12-008			☐	☐	☐
383.00	386.00	3.00	SLT	3.00	100	K284203	12-008			☐	☐	☐
386.00	389.00	3.00	SLT	2.94	98	K284204	12-008			☐	☐	☐
389.00	392.00	3.00	SLT	2.96	99	K284206	12-008			☐	☐	☐
392.00	395.00	3.00	SLT	2.93	98	K284207	12-008			☐	☐	☐
395.00	398.00	3.00	SLT	3.00	100	K284208	12-008			☐	☐	☐
398.00	401.00	3.00	SLT	2.93	98	K284209	12-008			☐	☐	☐
401.00	404.00	3.00	SLT	3.00	100	K284210	12-008			☐	☐	☐
404.00	407.00	3.00	SLT	3.00	100	K284211	12-008			☐	☐	☐
407.00	410.00	3.00	SLT	2.88	96	K284212	12-008			☐	☐	☐
407.00	410.00	3.00	SLT	2.88	96	K284213	12-008			☐	☑	☐
410.00	413.00	3.00	SLT	2.97	99	K284214	12-008			☐	☐	☐
413.00	416.00	3.00	SLT	3.00	100	K284215	12-008			☐	☐	☐
416.00	417.50	1.50	SLT	1.50	100	K284216	12-008			☐	☐	☐
417.50	419.00	1.50	SLT	1.45	97	K284217	12-008			☐	☐	☐
419.00	422.00	3.00	SLT	2.95	98	K284219	12-008			☐	☐	☐
422.00	425.00	3.00	SLT	3.00	100	K284220	12-008			☐	☐	☐

From (m)	To (m)	Interval (m)	Recovery (m)	Recovery %	RQD	RQD %	Reactivity	Hardness	Weathering	Comments
0.00	8.65	8.65	0	0	0.00	0	0R	--	--	casing, no recovery
8.65	11.00	2.35	2.35	100	1.14	49	3R	2H	4W	
11.00	14.00	3.00	1.81	60	0.00	0	1R	2H	4W	
14.00	17.00	3.00	2.32	77	0.34	11	1R	2H	3W	
17.00	20.00	3.00	2.44	81	0.35	12	3R	3H	2W	
20.00	23.00	3.00	2.53	84	1.09	36	0R	2H	2W	
23.00	26.00	3.00	2.87	96	1.27	42	0R	3H	2W	
26.00	29.00	3.00	2.73	91	1.04	35	3R	3H	2W	
29.00	32.00	3.00	2.96	99	2.06	69	0R	3H	2W	
32.00	35.00	3.00	2.54	85	1.33	44	1R	3H	2W	
35.00	38.00	3.00	2.94	98	0.95	32	1R	3H	2W	
38.00	41.00	3.00	3	100	1.72	57	1R	3H	2W	
41.00	44.00	3.00	2.89	96	1.35	45	0R	4H	1W	
44.00	47.00	3.00	2.9	97	1.65	55	1R	4H	2W	
47.00	50.00	3.00	2.92	97	1.67	56	3R	4H	4W	
50.00	53.00	3.00	2.89	96	1.35	45	1R	4H	2W	
53.00	56.00	3.00	2.87	96	1.91	64	0R	4H	3W	
56.00	59.00	3.00	3	100	2.22	74	1R	4H	3W	
59.00	62.00	3.00	2.9	97	2.11	70	0R	3H	3W	
62.00	65.00	3.00	2.87	96	1.69	56	0R	4H	3W	
65.00	68.00	3.00	2.86	95	1.57	52	0R	3H	3W	
68.00	71.00	3.00	2.84	95	1.78	59	0R	4H	3W	
71.00	74.00	3.00	2.92	97	1.46	49	0R	3H	3W	
74.00	77.00	3.00	3	100	1.99	66	1R	3H	3W	
77.00	80.00	3.00	2.94	98	1.98	66	1R	3H	2W	
80.00	83.00	3.00	2.55	85	0.67	22	1R	3H	3W	
83.00	86.00	3.00	3	100	1.46	49	0R	3H	3W	
86.00	89.00	3.00	3	100	1.63	54	1R	4H	2W	
89.00	92.00	3.00	2.74	91	1.69	56	1R	4H	2W	

From (m)	To (m)	Interval (m)	Recovery (m)	Recovery %	RQD	RQD %	Reactivity	Hardness	Weathering	Comments
92.00	95.00	3.00	2.87	96	1.42	47	3R	3H	2W	
95.00	98.00	3.00	2.8	93	1.75	58	0R	4H	3W	
98.00	101.00	3.00	2.96	99	1.53	51	1R	4H	3W	
101.00	104.00	3.00	2.97	99	1.99	66	1R	4H	2W	
104.00	107.00	3.00	2.91	97	0.99	33	0R	3H	2W	
107.00	110.00	3.00	2.93	98	2.51	84	0R	3H	2W	
110.00	113.00	3.00	2.57	86	0.94	31	1R	3H	3W	
113.00	116.00	3.00	2.59	86	0.37	12	1R	3H	4W	
116.00	119.00	3.00	2.38	79	0.55	18	1R	3H	3W	
119.00	122.00	3.00	2.24	75	0.44	15	1R	3H	3W	
122.00	125.00	3.00	2.97	99	1.40	47	0R	4H	2W	
125.00	128.00	3.00	2.98	99	2.23	74	1R	4H	3W	
128.00	131.00	3.00	2.79	93	0.13	4	1R	4H	4W	
131.00	134.00	3.00	2.56	85	0.50	17	1R	4H	3W	
134.00	137.00	3.00	2.51	84	0.63	21	1R	3H	3W	
137.00	140.00	3.00	2.79	93	1.28	43	1R	3H	3W	
140.00	143.00	3.00	3	100	1.37	46	1R	4H	3W	
143.00	146.00	3.00	2.87	96	0.59	20	1R	4H	4W	
146.00	149.00	3.00	2.78	93	1.30	43	1R	4H	4W	
149.00	152.00	3.00	2.84	95	1.23	41	1R	3H	2W	
152.00	155.00	3.00	2.85	95	0.93	31	1R	3H	3W	
155.00	158.00	3.00	2.86	95	0.89	30	1R	3H	4W	
158.00	161.00	3.00	2.86	95	1.55	52	0R	3H	3W	
161.00	164.00	3.00	2.96	99	2.27	76	0R	4H	1W	
164.00	167.00	3.00	2.87	96	1.76	59	0R	4H	1W	
167.00	170.00	3.00	2.95	98	2.26	75	0R	4H	2W	
170.00	173.00	3.00	3	100	0.93	31	1R	4H	2W	
173.00	176.00	3.00	3	100	2.00	67	1R	4H	2W	
176.00	179.00	3.00	2.97	99	2.01	67	0R	4H	2W	
179.00	182.00	3.00	3	100	1.54	51	0R	4H	2W	
182.00	185.00	3.00	2.93	98	1.82	61	0R	3H	2W	

From (m)	To (m)	Interval (m)	Recovery (m)	Recovery %	RQD	RQD %	Reactivity	Hardness	Weathering	Comments
185.00	188.00	3.00	2.22	74	1.64	55	1R	4H	2W	
188.00	191.00	3.00	2.93	98	2.07	69	1R	4H	2W	
191.00	194.00	3.00	2.92	97	1.15	38	1R	3H	4W	
194.00	197.00	3.00	2.89	96	1.69	56	1R	3H	2W	
197.00	200.00	3.00	2.94	98	1.63	54	1R	3H	2W	
200.00	203.00	3.00	2.71	90	0.51	17	3R	3H	5W	
203.00	206.00	3.00	2.75	92	0.61	20	1R	3H	2W	
206.00	209.00	3.00	2.96	99	1.75	58	1R	3H	2W	
209.00	212.00	3.00	3	100	1.74	58	1R	4H	2W	
212.00	215.00	3.00	2.98	99	2.12	71	0R	4H	2W	
215.00	218.00	3.00	2.94	98	2.66	89	0R	4H	2W	
218.00	221.00	3.00	2.78	93	0.93	31	1R	3H	4W	
221.00	224.00	3.00	2.92	97	1.06	35	1R	3H	2W	
224.00	227.00	3.00	2.77	92	0.94	31	1R	3H	2W	
227.00	230.00	3.00	2.74	91	0.33	11	1R	3H	2W	
230.00	233.00	3.00	2.97	99	0.80	27	0R	3H	2W	
233.00	236.00	3.00	2.88	96	1.70	57	0R	4H	2W	
236.00	239.00	3.00	2.68	89	0.95	32	1R	3H	3W	
239.00	242.00	3.00	2.86	95	1.13	38	0R	3H	3W	
242.00	245.00	3.00	2.75	92	0.73	24	1R	3H	3W	
245.00	248.00	3.00	3	100	0.28	9	1R	4H	2W	
248.00	251.00	3.00	3	100	1.43	48	0R	4H	3W	
251.00	254.00	3.00	3	100	1.52	51	1R	3H	3W	
254.00	257.00	3.00	2.99	100	1.79	60	0R	3H	2W	
257.00	260.00	3.00	3	100	2.08	69	0R	4H	2W	
260.00	263.00	3.00	3	100	2.32	77	0R	4H	1W	
263.00	266.00	3.00	2.91	97	2.41	80	0R	4H	1W	
266.00	269.00	3.00	3	100	2.76	92	0R	4H	1W	
269.00	272.00	3.00	3	100	2.05	68	1R	4H	1W	
272.00	275.00	3.00	3	100	2.73	91	1R	4H	1W	
275.00	278.00	3.00	3	100	1.64	55	1R	4H	1W	

From (m)	To (m)	Interval (m)	Recovery (m)	Recovery %	RQD	RQD %	Reactivity	Hardness	Weathering	Comments
278.00	281.00	3.00	3	100	1.96	65	1R	3H	2W	
281.00	284.00	3.00	3	100	0.76	25	3R	3H	2W	
284.00	287.00	3.00	2.48	83	0.67	22	1R	2H	2W	
287.00	290.00	3.00	2.94	98	1.67	56	0R	4H	1W	
290.00	293.00	3.00	2.94	98	1.88	63	0R	4H	1W	
293.00	296.00	3.00	3	100	1.91	64	1R	4H	2W	
296.00	299.00	3.00	3	100	1.34	45	0R	4H	1W	
299.00	302.00	3.00	3	100	2.66	89	1R	4H	1W	
302.00	305.00	3.00	3	100	2.35	78	1R	4H	1W	
305.00	308.00	3.00	3	100	1.56	52	1R	3H	1W	
308.00	311.00	3.00	2.93	98	0.99	33	0R	4H	1W	
311.00	314.00	3.00	3	100	1.18	39	0R	4H	2W	
314.00	317.00	3.00	2.87	96	1.97	66	1R	4H	1W	
317.00	320.00	3.00	2.93	98	1.55	52	1R	3H	2W	
320.00	323.00	3.00	3	100	1.86	62	1R	3H	2W	
323.00	326.00	3.00	2.96	99	1.96	65	1R	3H	2W	
326.00	329.00	3.00	2.95	98	2.45	82	1R	4H	2W	
329.00	332.00	3.00	3	100	2.07	69	0R	4H	2W	
332.00	335.00	3.00	3	100	2.20	73	0R	3H	2W	
335.00	338.00	3.00	3	100	1.81	60	1R	3H	1W	
338.00	341.00	3.00	2.9	97	1.14	38	1R	3H	1W	
341.00	344.00	3.00	2.96	99	1.68	56	1R	3H	2W	
344.00	347.00	3.00	2.76	92	1.99	66	1R	3H	2W	
347.00	350.00	3.00	3	100	1.02	34	1R	3H	2W	
350.00	353.00	3.00	3	100	2.23	74	1R	3H	2W	
353.00	356.00	3.00	3	100	0.77	26	1R	4H	2W	
356.00	359.00	3.00	3	100	1.39	46	1R	3H	2W	
359.00	362.00	3.00	3	100	2.53	84	1R	3H	2W	
362.00	365.00	3.00	3	100	1.75	58	1R	3H	2W	
365.00	368.00	3.00	2.89	96	2.32	77	1R	3H	1W	
368.00	371.00	3.00	3	100	1.81	60	1R	4H	1W	

From (m)	To (m)	Interval (m)	Recovery (m)	Recovery %	RQD	RQD %	Reactivity	Hardness	Weathering	Comments
371.00	374.00	3.00	3	100	2.38	79	1R	3H	1W	
374.00	377.00	3.00	3	100	1.75	58	0R	3H	2W	
377.00	380.00	3.00	3	100	1.51	50	1R	3H	2W	
380.00	383.00	3.00	3	100	1.18	39	0R	3H	2W	
383.00	386.00	3.00	3	100	1.21	40	1R	3H	2W	
386.00	389.00	3.00	2.94	98	1.74	58	1R	3H	2W	
389.00	392.00	3.00	2.96	99	1.58	53	0R	3H	1W	
392.00	395.00	3.00	2.93	98	1.37	46	1R	3H	2W	
395.00	398.00	3.00	3	100	1.92	64	1R	3H	2W	
398.00	401.00	3.00	2.93	98	1.93	64	1R	4H	2W	
401.00	404.00	3.00	3	100	1.43	48	1R	4H	2W	
404.00	407.00	3.00	3	100	1.32	44	1R	4H	2W	
407.00	410.00	3.00	2.88	96	1.43	48	0R	4H	1W	
410.00	413.00	3.00	2.97	99	2.11	70	0R	4H	2W	
413.00	416.00	3.00	3	100	1.89	63	0R	4H	1W	
416.00	419.00	3.00	2.95	98	1.89	63	0R	4H	3W	
419.00	422.00	3.00	2.95	98	1.71	57	0R	4H	1W	
422.00	425.00	3.00	3	100	1.35	45	0R	3H	2W	

Depth (m)	Magnetic Susceptibility	Rock Type	Comments
1	0	CAS	Casing. No Recovery.
2	0	CAS	
3	0	CAS	
4	0	CAS	
5	0	CAS	
6	0	CAS	
7	0	CAS	
8	0	CAS	
9	0.05	ICL	
10	0.02	ICL	
11	0	ICL	rubble
12	0.14	ICL	
13	0.06	ICL	
14	0.14	ICL	
15	1.28	ICL	
16	0.04	ICL	
17	0.24	ICL	
18	0.95	ICL	
19	0.3	ICL	
20	0.16	ICL	
21	0.41	ICL	
22	0.12	ICL	
23	0.69	ICL	
24	0.35	ICL	
25	0.05	ICL	
26	0.14	ICL	
27	0.14	ICL	
28	0.15	ICL	
29	0.9	ICL	

Depth (m)	Magnetic Susceptibility	Unit	Comments
30	1.01	ICL	
31	2.34	ICL	
32	0.33	ICL	
33	0.3	ICL	
34	0.11	ICL	
35	1.27	ICL	
36	0.12	ICL	
37	0.02	ICL	
38	0.04	ICL	
39	0.31	ICL	
40	0.63	ICL	
41	0.8	ICL	
42	0.24	ICL	
43	0.77	ICL	
44	0.2	ICL	
45	0.54	ICL	
46	0.06	ICL	
47	0.2	ICL	
48	0.07	ICL	
49	0.12	ICL	
50	0.08	ICL	
51	0.23	ICL	
52	1.55	ICL	
53	1.31	ICL	
54	0.17	ICL	
55	1.11	ICL	
56	0.1	ICL	
57	0.27	ICL	
58	0.11	ICL	

Depth (m)	Magnetic Susceptibility	Rock Type	Comments
59	1.19	ICL	
60	1.47	ICL	
61	0.15	ICL	
62	2.9	ICL	
63	0.31	ICL	
64	1.2	ICL	
65	0.06	ICL	
66	0.5	ICL	
67	0.43	ICL	
68	0.09	ICL	
69	0.72	ICL	
70	0.97	ICL	
71	1.63	ICL	
72	5.6	ICL	
73	0.06	ICL	
74	1.52	ICL	
75	0.28	ICL	
76	0.25	ICL	
77	0.13	ICL	
78	0.26	ICL	
79	0.91	ICL	
80	0.09	ICL	
81	0.15	ICL	
82	0.06	ICL	
83	0.02	ICL	
84	0.43	ICL	
85	0.06	ICL	
86	0.11	ICL	
87	0.34	ICL	
88	0.96	ICL	
89	0.49	ICL	

Depth (m)	Magnetic Susceptibility	Unit	Comments
90	0.38	ICL	
91	0.62	ICL	
92	0.13	ICL	
93	0.51	ICL	
94	0.08	ICL	
95	0.34	ICL	
96	1.31	ICL	
97	2.09	ICL	
98	1.54	ICL	
99	1.7	ICL	
100	0.73	ICL	
101	1.17	ICL	
102	0.29	ICL	
103	0.53	ICL	
104	0.05	ICL	
105	0.21	ICL	
106	0.07	ICL	
107	0.09	ICL	
108	0.06	ICL	
109	0.07	ICL	
110	1.83	ICL	
111	0.05	ICL	
112	0.13	ICL	
113	0.29	ICL	
114	1.37	ICL	
115	0.08	ICL	
116	1.44	ICL	
117	0.52	ICL	
118	0.2	ICL	
119	0.5	ICL	
120	0.19	ICL	

Depth (m)	Magnetic Susceptibility	Rock Type	Comments
121	0.12	ICL	
122	0.99	ICL	
123	2.67	ICL	
124	1.45	ICL	
125	2.39	ICL	
126	0.2	ICL	
127	1.32	ICL	
128	0.34	ICL	
129	0	ICL	
130	5	ICL	
131	0.83	ICL	
132	0.18	ICL	
133	0.05	ICL	
134	0.3	ICL	
135	0.24	ICL	
136	0.07	ICL	
137	0.13	ICL	
138	0.16	ICL	
139	0.12	ICL	
140	0.31	ICL	
141	1.15	ICL	
142	0.1	ICL	
143	0.17	ICL	
144	3.22	ICL	
145	0	ICL	
146	0.49	ICL	
147	0.15	ICL	
148	0.09	ICL	
149	0.11	ICL	
150	0.16	ICL	
151	0.69	ICL	
152	0	ICL	
153	0.13	ICL	
154	0.14	ICL	
155	0.2	ICL	
156	0.16	ICL	
157	0.12	ICL	
158	0.16	ICL	
159	0.7	ICL	
160	0.87	ICL	
161	0.13	ICL	
162	0.38	ICL	
163	0.28	ICL	
164	3.29	ICL	
165	0.23	ICL	
166	0.43	ICL	
167	0.89	ICL	
168	0.83	ICL	
169	0.18	ICL	
170	0.62	ICL	
171	1.23	ICL	
172	0.42	ICL	
173	0.19	ICL	
174	0.18	ICL	
175	0.4	ICL	
176	0.51	ICL	
177	0.12	ICL	
178	0.09	ICL	
179	1.78	ICL	
180	0.64	ICL	
181	0.35	ICL	
182	0.26	ICL	

Depth (m)	Magnetic Susceptibility	Rock Type	Comments
183	1.81	ICL	
184	0.68	ICL	
185	0.37	ICL	
186	2.64	ICL	
187	1.05	ICL	
188	0.66	ICL	
189	0.35	ICL	
190	0.37	ICL	
191	0.78	ICL	
192	0.76	ICL	
193	0.89	ICL	
194	0.53	ICL	
195	0.64	ICL	
196	0.71	ICL	
197	1.15	ICL	
198	0.69	ICL	
199	1.19	ICL	
200	1.49	ICL	
201	0.09	ICL	
202	0.65	ICL	
203	0	ICL	
204	0.15	ICL	
205	0.05	ICL	
206	0	ICL	
207	0.18	ICL	
208	0.4	ICL	
209	0.09	ICL	
210	0.61	ICL	
211	0.99	ICL	
212	0.6	ICL	
213	2.71	ICL	

Depth (m)	Magnetic Susceptibility	Unit	Comments
214	1.95	ICL	
215	1.12	ICL	
216	1.72	ICL	
217	0.99	ICL	
218	1.05	ICL	
219	0.45	ICL	
220	0.12	ICL	
221	1.58	ICL	
222	0.96	ICL	
223	0.73	ICL	
224	0.09	ICL	
225	1.09	ICL	
226	1.13	ICL	
227	1.09	ICL	
228	0.4	ICL	
229	0.24	ICL	
230	2.69	ICL	
231	0.63	ICL	
232	3.31	ICL	
233	4.02	ICL	
234	2.23	ICL	
235	2.83	ICL	
236	0.18	ICL	
237	0.45	ICL	
238	0.64	ICL	
239	0.33	ICL	
240	0.52	ICL	
241	0.56	ICL	
242	0.18	ICL	
243	0.01	ICL	
244	0.91	ICL	

Depth (m)	Magnetic Susceptibility	Rock Type	Comments
245	0.74	ICL	
246	0.99	ICL	
247	0.57	ICL	
248	0.3	ICL	
249	1.04	ICL	
250	0.27	ICL	
251	1.02	ICL	
252	0.28	ICL	
253	1.04	ICL	
254	10	ICL	mag sus taken 4 times with all high readings (up to 15.00)
255	1.93	ICL	
256	2.19	ICL	
257	1.13	ICL	
258	5.8	ICL	
259	6.66	ICL	
260	1.58	ICL	
261	2.37	ICL	
262	7.24	ICL	
263	6.9	ICL	
264	3.08	ICL	
265	2.29	ICL	
266	1.05	ICL	
267	0.07	ICL	
268	0.18	MST	
269	0.47	MST	
270	0.12	MST	
271	0.58	MST	
272	3.22	MST	
273	3.69	MST	

Depth (m)	Magnetic Susceptibility	Unit	Comments
274	2.61	MST	
275	2.69	MST	
276	0.19	MST	
277	0.2	MST	
278	0.01	MST	
279	1.23	MST	
279	1.23	FLR	
280	0.04	FLR	
281	0.03	FLR	
282	0.54	FLR	
283	3.74	FLR	
284	0.27	FLR	
285	0.36	FLR	
286	1.5	SLT	
287	1.59	SLT	
288	2.34	SLT	
289	1.43	SLT	
290	0.47	SLT	
291	2.05	SLT	
292	1.18	SLT	
293	1.57	SLT	
294	1.27	SLT	
295	0.55	SLT	
296	2.08	SLT	
297	0.15	SLT	
298	0.25	SLT	
299	0.39	SLT	
300	0.24	SLT	
301	0.27	SLT	
302	1.38	SLT	
303	0.19	SLT	

Depth (m)	Magnetic Susceptibility	Rock Type	Comments
304	0.16	SLT	
305	0.55	SLT	
306	1.97	SLT	
307	1.78	SLT	
308	1.89	SLT	
309	1.31	SLT	
310	4.03	SLT	
311	0.91	SLT	
312	1.84	SLT	
313	1.68	SLT	
314	2.98	SLT	
315	1.01	SLT	
316	0.05	SLT	
317	0.89	SLT	
318	0.99	SLT	
319	1.56	SLT	
320	1.34	SLT	
321	0.25	SLT	
322	0.39	SLT	
323	0.26	SLT	
324	0.29	SLT	
325	0.11	SLT	
326	0.13	SLT	
327	0.48	SLT	
328	1.26	SLT	
329	0.64	SLT	
330	0.48	SLT	
331	1.08	SLT	
332	0.13	SLT	
333	0.49	SLT	
334	0.36	SLT	

Depth (m)	Magnetic Susceptibility	Unit	Comments
335	1.15	SLT	
336	0.31	SLT	
337	1.32	SLT	
338	1.82	SLT	
339	0.38	SLT	
340	0.7	SLT	
341	0.66	SLT	
342	1.39	SLT	
343	0.25	SLT	
344	0.79	SLT	
345	1.02	SLT	
346	1.49	SLT	
347	0.48	SLT	
348	0.6	SLT	
349	0.16	SLT	
350	0.35	SLT	
351	1.58	SLT	
352	0.88	SLT	
353	0.52	SLT	
354	0.33	SLT	
355	0.2	SLT	
356	0.22	SLT	
357	0.66	SLT	
358	0.01	SLT	
359	0.03	SLT	
360	0.5	SLT	
361	0.48	SLT	
362	0.33	SLT	
363	0.83	SLT	
364	0.26	SLT	
365	0.34	SLT	

Depth (m)	Magnetic Susceptibility	Rock Type	Comments
366	0.3	SLT	
367	0.34	SLT	
368	0.13	SLT	
369	0.23	SLT	
370	1.17	SLT	
371	0.32	SLT	
372	0.56	SLT	
373	0.56	SLT	
374	0.05	SLT	
375	0.37	SLT	
376	0.12	SLT	
377	0.23	SLT	
378	0.17	SLT	
379	0.32	SLT	
380	0.31	SLT	
381	0.32	SLT	
382	0.27	SLT	
383	0.15	SLT	
384	0.18	SLT	
385	0.14	SLT	
386	0.17	SLT	
387	0.53	SLT	
388	0.57	SLT	
389	0.14	SLT	
390	0.16	SLT	
391	0.04	SLT	
392	0.74	SLT	
393	0.17	SLT	
394	0.25	SLT	
395	0.06	SLT	
396	0.28	SLT	
397	0.24	SLT	
398	0.1	SLT	
399	0.12	SLT	
400	0.29	SLT	
401	0.13	SLT	
402	0.33	SLT	
403	0.23	SLT	
404	0.33	SLT	
405	0.13	SLT	
406	0.14	SLT	
407	0.46	SLT	
408	0.17	SLT	
409	0.29	SLT	
410	1.06	SLT	
411	1.16	SLT	
412	0.15	SLT	
413	1.24	SLT	
414	0.3	SLT	
415	0.31	SLT	
416	0.17	SLT	
417	0.85	SLT	
418	1.38	SLT	
419	0.3	SLT	
420	1.27	SLT	
421	1.08	SLT	
422	2.49	SLT	
423	0.04	SLT	
424	0.11	SLT	
425	0.11	SLT	

Hole Name

Hole Name	From (m)	Length (m)	Core Size	Rock Type	Weight in Air (g)	Weight in Water (g)	Density (g/cm3)	Specific Gravity	Comments
KEG-12-042									
	22.53	10.6	NQ2	ICL	557.7	347.2	2.6	2.7	Most of section undergone bleaching alterations with spots of sericitic alteration throughout, 2cm calcite infill cutting though.
	51.61	11.4	NQ2	ICL	607.3	380.6	2.6	2.7	Weak to moderate Silica bleaching, extensive hairline Calcite infill fractures. Trace Pyrite minteral infills.
	84.43	11	NQ2	ICL	559.3	341.3	2.5	2.6	Few hairline Calcite infill fractures with trace Pyrite minerals.
	109.33	11	NQ2	ICL	559.3	341.3	2.5	2.6	3.4cm Calcite infill fracture. Minor section of Chlorite alteration.
	141.44	10.9	NQ2	ICL	588.1	369.9	2.7	2.7	Rare blebby Pyrite in Calcitic patches and weak Chlorite envelopes.
	174.69	11.6	NQ2	ICL	684.2	453.1	2.9	3.0	Slightly more coursely grained siltstone.
	213.54	12.5	NQ2	ICL	686.3	437.6	2.7	2.8	Bleached Siltstone iwht narrow Calcite veinlets and trace minteralization.
	240.49	13.1	NQ2	ICL	745.7	350.6	2.8	1.9	Light-medium green calcareous siltstone with moderate calc-silicate alteration. Fine grained disseminated mineralization of sphalerite, pyrrhotite and galena.
	254.9	12.2	NQ2	ICL	725.5	322.5	3.0	1.8	Light-medium grey siliceous siltstone with calcareous fractures with trace pyrrhotite and sphalerite.

Hole Name	From (m)	Length (m)	Core Size	Rock Type	Weight in Air (g)	Weight in Water (g)	Density (g/cm3)	Specific Gravity	Comments
	259.07	13.4	NQ2	ICL	689.7	372.1	2.6	2.2	Light grey/green siltstone. Weakly effervesces. Fractures controlled mineralization of pyrrhotite, sphalerite and chalcopyrite.
	300.9	11.4	NQ2	SLT	614	419.9	2.7	3.2	Bleached light grey siliceous siltstone with moderate density calcite fractures (no mineralization).
	317.18	10.5	NQ2	SLT	577.8	384	2.7	3.0	Moderately bleached and chlorite altered siliceous siltstone with moderate density calcite fractures.
	333.67	10.3	NQ2	SLT	515.2	330.4	2.5	2.8	Light green siltstone with abundant calcite fractures at a low angle to core axis.
	342.72	12.7	NQ2	SLT	713.8	382.3	2.8	2.2	Highly bleached siltstone with highly mineralized veinlets oriented at 43° to core axis.
	363.9	11.5	NQ2	SLT	601	311.6	2.6	2.1	Fine grained siliceous siltstone.
	378.95	13.5	NQ2	SLT	750	479.8	2.8	2.8	Light to medium grey siliceous siltstone with mineralized veinlets.
	398.9	13.7	NQ2	SLT	751.9	478.5	2.7	2.8	Light grey to green siltstone with non-calcareous fracture infill and trace fracture controlled mineralization.
	414.83	12.8	NQ2	SLT	697.9	439.4	2.7	2.7	Light to dark grey, variably bleached siliceous siltstone.

Keg - Silver Range

Archer, Cathro & Associates (1981) Limited

Grid East	Grid North	Easting	Northing	Elevation	Depth (m)
		585993	6939912	1246.4	341.69

ZONE: Keg

SECTION: 10-140

HOLE: KEG-12-043

CLAIM: YD11779

Contractor: Top Rank

Drill: 2

Core Size: NQ2

Casing Depth: 3.25m, Out

Drilling Dates: Jun 04 - Jun 09, 2012

Geology Logged By: B. Turner

SURVEY			
Depth (m)	Azimuth	Dip	Method
0	340	-50	Compass
341.69	345	-54.5	Ranger

TARGET:

SUMMARY			
From (m)	To (m)	Interval (m)	Rock Type
0	3.25	3.25	CAS
3.25	51.5	48.25	CHT
51.5	67.86	16.36	CHT
67.86	135.16	67.3	CHT
135.16	232.46	97.3	CHT
232.46	246.47	14.01	CHT
246.47	278.75	32.28	CHT
278.75	313.85	35.1	CHT
313.85	341.69	27.84	ICL

SAMPLES	
Numbers:	K285901 to K286044
Total:	145
Batch:	003, 004, 006, 009
Certificates:	WH12131510, WH12133975, WH12138331, WH12138940, WH12153698, WH12153699

COMMENTS

Box Log

KEG-12-043

Silver Range
Keg Zone

Archer,Cathro & Associates (1981) Limited

Box Number	From (m)	To (m)
1	3.25	8.26
2	8.26	14
3	14	19.58
4	19.58	25.12
5	25.12	30.22
6	30.22	35.49
7	35.49	40.83
8	40.83	46.41
9	46.41	51.97
10	51.97	57.37
11	57.37	62.37
12	62.37	67.86
13	67.86	73.4
14	73.4	78.94
15	78.94	84.51
16	84.51	90.92
17	90.92	95.96
18	95.96	101.4
19	101.4	107
20	107	112.72
21	112.72	118.22
22	118.22	123.85
23	123.85	129.57
24	129.57	135.16
25	135.16	140.89
26	140.89	146.55
27	146.55	152.2
28	152.2	157.91
29	157.91	163.64
30	163.64	169.35
31	169.35	174.9
32	174.9	180.63
33	180.63	186.22
34	186.22	191.87
35	191.87	197.49
36	197.49	203
37	203	208.68
38	208.68	214.2
39	214.2	219.85
40	219.85	225.14
41	225.14	230.59
42	230.59	236
43	236	241.09
44	241.09	246.11
45	246.11	251.35
46	251.35	256.7
47	256.7	262.29
48	262.29	267.63
49	267.63	273.3
50	273.3	278.75
51	278.75	283.75
52	283.75	289.29
53	289.29	294.39
54	294.39	299.66
55	299.66	305
56	305	310.16
57	310.16	314.48
58	314.48	319.93
59	319.93	325.29
60	325.29	330.81
61	330.81	336.41
62	336.41	341.69

From (m)	To (m)	Interval (m)	Rock Type	Grain Size	Description	Shade	Colour	Texture	Alteration	Intensity	Mineral	Conc.
0.00	3.25	3.25	CAS	--	casing no recovery							
						--	--	---	---	--	--	0
3.25	8.87	5.62	CHT	VF	multicolored banded chert consisting of dark grey/light grey/maroon/light green bands. Most fracture surfaces oxidized with preferred orientation 0f 60-75 degrees to core axis with a less predominant set oriented at 25-40 degrees to core axis. Weak fracture controlled sulphide mineralization mostly along hairline- 2mm fractures, some along larger discontinuous fractures. Some fine grained granular mineralization within small fine grained siltstone inter-beds/lenses. Small intervals of silica flooding and weak to moderate oxidation. Black hard unknown fracture infill mineral predominant in fractures (quartz?) Most un-mineralized veins are quartz with lesser amounts of calcite in fills.							
						LT	GY	BN	BLE	3I	Py	0.01
						LT	GN				Sp	0.01
						LT	BN				Cp	0.01
						DK	GY		OXI	2I	Po	0.01
8.87	9.10	0.23	CHT	VF	interval of fracture controlled sulphide mineralization through a weakly bleached chert zone. Mineralization consisting Py, Po, and unknown hard black mineral that fractures concoidally (quartz ?)							
						LT	GY	BN	BLE	2I	Po	0.5
											Py	1
9.10	11.20	2.10	CHT	VF	same as interval 3.25-8.87							
						LT	GY	BN	BLE	3I	Py	0.1
						DK	GY				Cp	0.1
											Po	0.1
11.20	12.24	1.04	CHT	VF	interval of fracture controled sulphide mineralization. Average 2 mineralized fractures per 10cm. Fractures 1-3mm wide oriented at 30 degrees to core axis. Some larger mineralized fractures randomly oriented (5-10mm wide)							
						DK	GY	BN	---	--	Po	1
											Py	1
											Cp	0.5

From (m)	To (m)	Interval (m)	Rock Type	Grain Size	Description	Shade	Colour	Texture	Alteration	Intensity	Mineral	Conc.
12.24	19.40	7.16	CHT	VF	same as interval 3.25-8.87							
						LT	GY				Py	0.01
						DK	GY	BN	BLE	2I	Cp	0.01
											Po	0.01
19.40	19.57	0.17	CHT	VF	fine grained mineralization within small 1cm thick siltstone interbed/lens							
						DK	GY	BN	---	--	Po	1
											Cp	0.5
											Py	0.5
19.57	23.40	3.83	CHT	VF	same as interval 3.25-8.87							
						LT	GY	BN	BLE	2I	Cp	0.01
						DK	GY				Po	0.01
											Py	0.01
23.40	29.40	6.00	CHT	VF	hairline to 5mm wide fractures mineralized with hard black mineral (quartz?) trace sulphide mineralization within fractures. Larger of the fractures (2-3mm) predominantly oriented 30 degrees to core axis and have more sulphides mineralized. Larger randomly oriented fractures mineralized with mostly hard black mineral (1-2cm wide)							
						DK	GY	BN	---	--	Po	0.01
											Py	0.01
29.40	29.62	0.22	CHT	VF	moderatly oxidized interval							
						LT	OR					
						DK	BF	---	OXI	3I	--	0
29.62	30.22	0.60	CHT	VF	clay altered weakly oxidized interval]							
						LT	GY	---	CLY	3I	--	0
									OXI	2I		
30.22	31.00	0.78	CHT	VF	same as interval 3.25-8.87 with no mineralization							
						LT	GY					
						DK	GY	BX	---	--	--	0
31.00	31.22	0.22	CHT	VF	oxidized and clay altered zone with large fracture set (5cm wide) with brecciated texture with Py mineralization within fracture matrix							
						LT	OR	BX	CLY	2I	--	0
						LT	GY		OXI	3I		
31.22	31.66	0.44	CHT	VF	same as interval 3.25-8.87 with no mineralization							
						DK	GY	BN	---	--	--	0
31.66	32.00	0.34	CHT	VF	heavily fractured oxidized interval with portions being clay altered							

From (m)	To (m)	Interval (m)	Rock Type	Grain Size	Description	Shade	Colour	Texture	Alteration	Intensity	Mineral	Conc.
						LT	OR	---	OXI	3I	--	0
						LT	GY		CLY	2I		
32.00	33.12	1.12	CHT	VF	same as interval 3.25-8.87							
						LT	GY				Po	0.01
						DK	GY	BN	---	--	Py	0.01
33.12	33.26	0.14	CHT	VF	small oxidized interval with 3cm calcite infill fracture							
						LT	OR	---	OXI	3I	--	0
						LT	GY					
33.26	37.18	3.92	CHT	VF	same as interval 3.25-8.87							
						LT	GY	BN	BLE	2I	Po	0.01
						DK	GY				Py	0.01
37.18	38.60	1.42	CHT	VF	predominantly bleached interval with sections of chlorite alteration. Mineralized fractures (2-5mm) oriented 30 degrees to core axis average of 3 per 10cm, mainly Py. Replacement stlye mineralization of hard black mineral with bleached zones.							
						LT	GY	---	BLE	3I	Py	1
						LT	GN		CHL	2I		
38.60	44.56	5.96	CHT	VF	same as interval 3.25-8.87							
						LT	GY	BN	BLE	2I	Po	0.01
						DK	GY				Py	0.01
44.56	45.42	0.86	CHT	VF	weakly bleached interval with stockwork fracfture sets (1-2mm wide) with Py mineralization							
						LT	GY	---	BLE	2I	Py	1
						LT	GN					
						DK	GY					
45.42	51.50	6.08	CHT	VF	interbedded siltstone and chert with predominantly mineralization along 1-2mm wide fractures oriented at 30 degrees to core axis. Mostly Py with trace Co							
						LT	GY	BN	---	--	Py	1
						DK	GY				Cp	0.1
51.50	51.97	0.47	CHT	VF	extensively fractured interval with predominant bleaching alteration with small sections of chlorite and iron oxide alteration. Predominant orientation for fractures 30 degrees to core axis. Many fractures containing sulphide mineralization mainly Py with trace Po and Co. Several large fractures (2-4cm wide) mineralized with mainly Py some Sp with trace Co, Po							

From (m)	To (m)	Interval (m)	Rock Type	Grain Size	Description	Shade	Colour	Texture	Alteration	Intensity	Mineral	Conc.
						LT	GY	BN	BLE	2I	Py	0.1
						LT	GN					
						DK	GY					
51.97	62.00	10.03	CHT	VF	fractures throughout interval hairline to 5mm wide predominantly oriented 30 degrees to core axis, mineralized fractures throughout interval containing mostly Py some As trace Co and Po. Periodic chlorite alteration throughout. Fracture iinfill mostly calcite with lesser quartz infill. Black clay mineral found in many of the fractures.							
						LT	GY	---	CHL	2I	Py	3
						LT	GN		BLE	2I	Po	0.1
											As	0.5
											Cp	0.1
62.00	65.37	3.37	CHT	VF	same as interval 51.50-67.86							
						LT	GY				Po	0.1
						LT	GN					
						DK	GY	---	BLE	2I	Py	0.1
65.37	65.60	0.23	CHT	VF	large (1-2 cm wide) calcite infill fracture 80-90% mineralized with sulphides (Py with small amounts of Sp).							
						LT	GY	---	---	--	Sp	0.5
						DK	GY				Py	4
65.60	66.87	1.27	CHT	VF	same as interval 51.50-67.86							
						LT	GY	---	---	--	Py	0.1
						DK	GY					
66.87	67.00	0.13	CHT	VF	heavily fractured interval with brecciated texture. Py mineralization present							
						LT	GY	BX	---	--	Py	1
						DK	GY					
67.00	67.86	0.86	CHT	VF	same as interval 51.50-67.86							
						LT	GY	---	---	--	Py	0.01
						DK	GY					
67.86	83.56	15.70	CHT	VF	interval dominated by fine grained maroon chert interbedded with light to dark grey chert. Fracture controlled mineralization predominantly Po with trace Co and Py. Mineralized fractures mostly 1-3mm wide and oriented 30 degrees to core axis. Rest of mineralization is in randomly oriented discontinuous fractures (90-100% Po) Moderate silica flooding throughout interval, several oxidized fracture surfaces.							
						LT	GY	BN	BLE	2I	Po	1

From (m)	To (m)	Interval (m)	Rock Type	Grain Size	Description	Shade	Colour	Texture	Alteration	Intensity	Mineral	Conc.
						DK	GY					
83.56	84.25	0.69	CHT	VF	interval of moderate bleaching with several 1-2mm wide fracture controlled mineralizations mostly Po (95-100%) with trace Co. Fractures oriented at 30 degrees to core axis. Average of 7 mineralized fracture per 10cm.							
						LT	GY	---	BLE	3I	Cp	0.05
						DK	GY				Po	2
84.25	110.07	25.82	CHT	VF	same as interval 67.86-83.56m							
						LT	GY	---	BLE	2I	Po	2
						DK	GY				Cp	0.01
110.07	110.56	0.49	CHT	VF	moderatly bleached interval with mineralized fractures oriented 30 degrees to core axis with 5mm chlorite altered envelopes							
						LT	GY	---	BLE	3I	Po	2
						LT	GN				Cp	0.01
						DK	GY				Py	0.05
110.56	115.00	4.44	CHT	VF	same as interval 67.86-83.56m							
						LT	GY	BN	BLE	2I	Po	1
						DK	GY					
115.00	116.12	1.12	CHT	VF	interval has sections of moderate oxidation with a large (1cm wide) calcite in fill fracture (20 degrees to core axis) with 4cm oxidized envelope							
						LT	OR					
						DK	GY	---	OXI	3I	--	0
116.12	128.34	12.22	CHT	VF	more mineralized interval predominantly Po with small amounts of Co. All fracture controlled with no preferred orientation for the majority of the mineralizations. Several oxidized fracture faces.							
						LT	BN				Po	2
						DK	GN	---	---	--	Cp	0.05
128.34	129.34	1.00	CHT	VF	brecciated interval with extensive hairline fracturing. Mineralization between brecciated chert clasts of mainly Po with small amounts of Co							
						LT	GY	BX	BLE	3I	Po	4
						DK	GY				Cp	0.5
129.34	135.16	5.82	CHT	VF	same as interval 67.86-83.56m							
						LT	GY	---	---	--	Po	1
						DK	GY					

From (m)	To (m)	Interval (m)	Rock Type	Grain Size	Description	Shade	Colour	Texture	Alteration	Intensity	Mineral	Conc.
135.16	164.89	29.73	CHT	VF	weak to fairly mineralized interval with predominantly Po with trace Co and Sp mineralizations. Interval consistently mineralized along fractures. Fractures showing preferred orientation are 30 degrees to core axis. Most mineralization (70-80%) found in discontinuous fractures or randomly oriented fractures cross cutting in spots. Fractures predominantly filled with quartz but select fractures with calcite in fill. Areas of weak to moderate bleaching and chlorite alteration. Foliations perpendicular to core axis throughout interval							
						LT	GY	BN	---	--	Cp	0.5
						DK	GY				Po	2
164.89	166.64	1.75	CHT	VF	interval of predominantly maroon colored chert heavily fractured with hairline fracture causing a brecciated texture. Weak mineralization of predominantly Po with trace Co and Py mineralized within fractures and interstitially. Trace Gn found in one fracture							
						LT	BN				Cp	0.05
						DK	GY	BN	---	--	Gn	0.05
											Po	2
											Py	0.05
166.64	168.81	2.17	CHT	VF	altered interval with moderate bleaching and chlorite alterations, fractures crosscutting at preferred angles of 30 and 40 degrees to core axis, most mineralization within fractures							
						LT	GY	---	CHL	3I	Cp	0.05
						LT	GN		BLE	3I	Po	1
168.81	170.25	1.44	CHT	VF	same as interval 135.16-164.89							
						LT	GY				Cp	0.05
						DK	GY	BN	BLE	3I	Po	1
170.25	170.61	0.36	CHT	VF	heavily fractured interval with one large oxidized fracture unmineralized oriented at 30 degrees to core axis, one large fairly mineralized fracture also oriented at 30 degrees to core axis. Other fractures randomly oriented with most mineralization occuring interstitally							
						LT	GY				Po	1
						DK	GY	---	---	--	Cp	0.05
170.61	179.00	8.39	CHT	VF	same as interval 135.16-164.89							
						LT	GY				Po	1
						DK	GY	BN	BLE	3I	Cp	0.05

From (m)	To (m)	Interval (m)	Rock Type	Grain Size	Description	Shade	Colour	Texture	Alteration	Intensity	Mineral	Conc.
179.00	179.44	0.44	CHT	VF	extensive unmineralized quartz veining 2-3cm in width, chlorite alteration and minerization along fractures							
						LT	GY	---	CHL	3I	--	0
						LT	GN					
179.44	185.24	5.80	CHT	VF	same as interval 135.16-164.89							
						LT	GY					
						DK	GY	---	---	--	Po	1
185.24	185.73	0.49	CHT	VF	3cm unmineralized quartz vein running 40 degrees to core axis. Mineralized (1-2mm wide) fractures running 25 degrees to core axis predominantly Po with trace Co and Py. Weak chlorite alteration throughout interval mostly along fracture envelopes.							
						LT	GN	---	CHL	2I	Py	0.05
						LT	GY				Po	1
											Cp	0.05
185.73	191.10	5.37	CHT	VF	same as interval 135.16-164.89							
						LT	GY	BN	BLE	2I	Po	1
						DK	GY				Cp	0.05
191.10	191.19	0.09	CHT	VF	several crosscutting mineralized calcite veins 1-10mm mineralized with unknown metallic mineral with bladed texture and well define clevage with high Sp reading on an XRF (10-15%)							
						DK	GY					
						--	SI	---	---	--	--	15
191.19	210.42	19.23	CHT	VF	same as interval 135.16-164.89 with more concentrations of Py							
						LT	GY	BN	---	--	Py	0.5
						DK	GY				Po	1
210.42	210.66	0.24	CHT	VF	brecciated chert interval, no noticed increase in mineralization. Weak chlorite alteration in sections							
						LT	BN	BX	CHL	2I	Py	0.5
						LT	GY				Po	2
											Cp	0.05
210.66	221.03	10.37	CHT	VF	same as interval 135.16-164.89 with more concentrations of Py							
						LT	GY	---	BLE	2I	Py	0.5
						DK	GY				Po	1
											Cp	0.05

From (m)	To (m)	Interval (m)	Rock Type	Grain Size	Description	Shade	Colour	Texture	Alteration	Intensity	Mineral	Conc.
221.03	225.24	4.21	CHT	VF	interval of several oxidized fractures predominantly with calcite infill all oriented at 20 degrees to core axis with predominantly Py mineralization							
						DK	OR	---	OXI	3I	Py	0.5
						DK	GY				Cp	0.05
											Po	2
225.24	232.46	7.22	CHT	VF	same as interval 135.16-164.89 with more concentrations of Py							
						LT	GY				Po	1
						DK	GY	---	BLE	2I	Cp	0.05
											Py	0.05
232.46	246.47	14.01	CHT	VF	faulted section highly fractured with shear zones. Calcite infills. Weak Po and trace to weak Py and Cp mineralization. Fractures are discontinous with no consistant orientation. Fractured surfaces are moderatly chlorite altered while competent rock shows bleaching up to 5cm. Intervals of gouge host trace to weak disseminated Py.							
						LT	GY	RB	BLE	1I	Cp	1
						DK	GY	FR	CHL	3I	Po	2
						DK	GN		CLY	3I	Py	1
246.47	278.75	32.28	CHT	VF	interval consisting of multicolored banded chert. Colors ranging from light/dark grey to maroon to light green. Intervals of chlorite and silica bleaching with localized zones of moderate clay alteration. Consistantly more jointing and fracturing in this interval. All mineralization fracture controled mainly of Py and Po with trace Cp and As. Foliation ranging from 25 to 85 degrees throughout interval. Predominant orientation of fractures 30-50 degrees to core axis. Fracture infill mainly consisting of calcite with lesser appearances of quartz infill. Few infills are white, soft non-fizzy substance (?)							
						LT	GN				Py	1
						LT	GY		CHL	2I	As	0.01
						DK	GY	BN	BLE	1I	Po	1
											Cp	0.01

From (m)	To (m)	Interval (m)	Rock Type	Grain Size	Description	Shade	Colour	Texture	Alteration	Intensity	Mineral	Conc.
278.75	288.85	10.10	CHT	VF	interval of moderate to strong chlorite alteration and weak clay alteration. Strong mineralization throughout interval mostly of Py, Po, Sp with trace As and Cp. Semi-massive replacement mineralization pervasive in chlorite altered sections found to be preferentially mineralized along foliation.							
						DK	GY	---	CHL	3I	As	0.05
						DK	GN		CLY	2I	Sp	4
											Cp	0.05
											Py	5
											Po	5
288.85	300.53	11.68	CHT	VF	less mineralized inerval with mostly fracture controled mineraliztion of Py and Po							
						LT	GY	---	CHL	2I	Po	2
						LT	GN		BLE	2I	Py	2
						DK	GY		CLY	2I		
						DK	GN					
300.53	302.00	1.47	CHT	VF	moderate to strong oxidized and clay altered interval absent of mineralization							
						LT	OR	---	OXI	3I	--	0
						DK	OR		CLY	3I		
302.00	307.85	5.85	CHT	VF	moderate to strong chlorite altered interval with weak clay alterations throughout. Strong mineralization both fracture controled and semi-massive replacement following foliation orientation. Py, Po, Sp dominant with trace Gn, As and Cp.							
						DK	GN	---	CLY	2I	Cp	0.05
						DK	GY		CHL	3I	As	0.05
											Sp	5
											Py	6
											Gn	0.05
											Po	6
307.85	313.05	5.20	FLR	FG	strongly clay altered interval with a 50cm section of strong oxidation. Little evidence of mineralization, trace Py crystals disseminated within clay alterations. Interval marks probable fault zone between units.							
						LT	GY	---	CLY	4I	Py	0.05
						DK	GY		CHL	2I		
						DK	OR		OXI	3I		

From (m)	To (m)	Interval (m)	Rock Type	Grain Size	Description	Shade	Colour	Texture	Alteration	Intensity	Mineral	Conc.
313.05	313.85	0.80	FLR	FG	contiuation of strongly clay altered zone but strong calcarious content with disseminated Py grains within clay altered material.							
						LT	GY					
						DK	GY	---	CLY	3I	Py	0.5
313.85	341.69	27.84	ICL	FG	interval of intercalated stronly calcarious siltstone and silicious siltstone with semi massive quartz and calcite veining. Zones of moderate- strong clay and sericitic alteration throughout interval. Replacement of chlorite in many sections throughout. Trace amounts of deceminated As within altered sections. Foliation 60-80 degrees to core axis throughout interval. Small intervals of possible skarnification and calc-silicate alteration.							
						LT	GY	---	SER	3I	As	0.01
						DK	GY		CLY	3I		
						DK	GN		CHL	2I		
									CLS	3I		

From (m)	To (m)	Interval (m)	Rock Type	Recovery (m)	Recovery %	Sample Number	BatchName	Batch Class	Standard	Blank	1/4 Dup	Coarse Dup
0.00	0.00	0.00	-QC-	0.00	0	K285977	12-006			☑	☐	☐
0.00	0.00	0.00	-QC-	0.00	0	K286040	12-009		K-2	☐	☐	☐
0.00	0.00	0.00	-QC-	0.00	0	K286023	12-009		K-2	☐	☐	☐
0.00	0.00	0.00	-QC-	0.00	0	K286020	12-009			☑	☐	☐
0.00	0.00	0.00	-QC-	0.00	0	K286011	12-009			☑	☐	☐
0.00	0.00	0.00	-QC-	0.00	0	K285998	12-006		K-4	☐	☐	☐
0.00	0.00	0.00	-QC-	0.00	0	K285906	12-003		K-3	☐	☐	☐
0.00	0.00	0.00	-QC-	0.00	0	K285983	12-006			☑	☐	☐
0.00	0.00	0.00	-QC-	0.00	0	K285967	12-004			☑	☐	☐
0.00	0.00	0.00	-QC-	0.00	0	K285957	12-004		K-2	☐	☐	☐
0.00	0.00	0.00	-QC-	0.00	0	K285953	12-004		K-1	☐	☐	☐
0.00	0.00	0.00	-QC-	0.00	0	K285945	12-004			☑	☐	☐
0.00	0.00	0.00	-QC-	0.00	0	K285932	12-003		K-4	☐	☐	☐
0.00	0.00	0.00	-QC-	0.00	0	K285921	12-003			☑	☐	☐
0.00	0.00	0.00	-QC-	0.00	0	K285917	12-003			☑	☐	☐
0.00	0.00	0.00	-QC-	0.00	0	K285993	12-006		K-2	☐	☐	☐
3.25	5.00	1.75	CHT, CAS	1.57	90	K285901	12-003			☐	☐	☐
5.00	8.00	3.00	CHT	2.65	88	K285902	12-003			☐	☐	☐
8.00	11.00	3.00	CHT	2.73	91	K285903	12-003			☐	☐	☐
11.00	14.00	3.00	CHT	2.61	87	K285904	12-003			☐	☐	☐
14.00	17.00	3.00	CHT	2.75	92	K285905	12-003			☐	☐	☐
17.00	20.00	3.00	CHT	2.70	90	K285907	12-003			☐	☐	☐
20.00	23.00	3.00	CHT	2.66	89	K285908	12-003			☐	☐	☐
23.00	26.00	3.00	CHT	2.77	92	K285909	12-003			☐	☐	☐
26.00	29.00	3.00	CHT	2.95	98	K285910	12-003			☐	☐	☐
26.00	29.00	3.00	CHT	2.95	98	K285911	12-003			☐	☑	☐
29.00	32.00	3.00	CHT	2.72	91	K285912	12-003			☐	☐	☐

From (m)	To (m)	Interval (m)	Rock Type	Recovery (m)	Recovery %	Sample Number	BatchName	Batch Class	Standard	Blank	1/4 Dup	Coarse Dup
32.00	35.00	3.00	CHT	2.98	99	K285913	12-003			☐	☐	☐
35.00	38.00	3.00	CHT	3.00	100	K285914	12-003			☐	☐	☐
38.00	41.00	3.00	CHT	3.00	100	K285915	12-003			☐	☐	☐
41.00	44.00	3.00	CHT	2.95	98	K285916	12-003			☐	☐	☐
44.00	47.00	3.00	CHT	2.96	99	K285918	12-003			☐	☐	☐
47.00	50.00	3.00	CHT	2.91	97	K285919	12-003			☐	☐	☐
50.00	53.00	3.00	CHT	3.00	100	K285920	12-003			☐	☐	☐
53.00	56.00	3.00	CHT	2.96	99	K285922	12-003			☐	☐	☐
56.00	59.00	3.00	CHT	3.00	100	K285923	12-003			☐	☐	☐
59.00	62.00	3.00	CHT	3.00	100	K285924	12-003			☐	☐	☐
62.00	65.00	3.00	CHT	3.00	100	K285925	12-003			☐	☐	☐
65.00	68.00	3.00	CHT	3.00	100	K285926	12-003			☐	☐	☐
65.00	68.00	3.00	CHT	3.00	100	K285927	12-003			☐	☐	☑
68.00	71.00	3.00	CHT	3.00	100	K285928	12-003			☐	☐	☐
71.00	74.00	3.00	CHT	2.94	98	K285929	12-003			☐	☐	☐
74.00	77.00	3.00	CHT	3.00	100	K285930	12-003			☐	☐	☐
77.00	80.00	3.00	CHT	3.00	100	K285931	12-003			☐	☐	☐
80.00	83.00	3.00	CHT	3.00	100	K285933	12-003			☐	☐	☐
83.00	86.00	3.00	CHT	2.98	99	K285934	12-003			☐	☐	☐
86.00	89.00	3.00	CHT	3.00	100	K285935	12-003			☐	☐	☐
89.00	92.00	3.00	CHT	3.00	100	K285936	12-003			☐	☐	☐
92.00	95.00	3.00	CHT	2.95	98	K285937	12-004			☐	☐	☐
95.00	98.00	3.00	CHT	2.96	99	K285938	12-004			☐	☐	☐
98.00	101.00	3.00	CHT	3.00	100	K285939	12-004			☐	☐	☐
98.00	101.00	3.00	CHT	3.00	100	K285940	12-004			☐	☐	☑
101.00	104.00	3.00	CHT	3.00	100	K285941	12-004			☐	☐	☐
104.00	107.00	3.00	CHT	3.00	100	K285942	12-004			☐	☐	☐
107.00	110.00	3.00	CHT	2.94	98	K285943	12-004			☐	☐	☐
110.00	113.00	3.00	CHT	2.96	99	K285944	12-004			☐	☐	☐

From (m)	To (m)	Interval (m)	Rock Type	Recovery (m)	Recovery %	Sample Number	BatchName	Batch Class	Standard	Blank	1/4 Dup	Coarse Dup
113.00	116.00	3.00	CHT	3.00	100	K285946	12-004			☐	☐	☐
116.00	119.00	3.00	CHT	2.88	96	K285947	12-004			☐	☐	☐
119.00	122.00	3.00	CHT	2.96	99	K285948	12-004			☐	☐	☐
122.00	125.00	3.00	CHT	2.86	95	K285949	12-004			☐	☐	☐
125.00	126.60	1.60	CHT	1.60	100	K285950	12-004			☐	☐	☐
126.60	128.20	1.60	CHT	1.60	100	K285951	12-004			☐	☐	☐
128.20	129.30	1.10	CHT	1.10	100	K285952	12-004			☐	☐	☐
129.30	131.00	1.70	CHT	1.70	100	K285954	12-004			☐	☐	☐
131.00	134.00	3.00	CHT	2.94	98	K285955	12-004			☐	☐	☐
134.00	137.00	3.00	CHT	3.00	100	K285956	12-004			☐	☐	☐
137.00	140.00	3.00	CHT	2.99	100	K285958	12-004			☐	☐	☐
140.00	143.00	3.00	CHT	3.00	100	K285959	12-004			☐	☐	☐
143.00	146.00	3.00	CHT	2.99	100	K285960	12-004			☐	☐	☐
143.00	146.00	3.00	CHT	2.99	100	K285961	12-004			☐	☑	☐
146.00	149.00	3.00	CHT	3.00	100	K285962	12-004			☐	☐	☐
149.00	152.00	3.00	CHT	2.92	97	K285963	12-004			☐	☐	☐
152.00	155.00	3.00	CHT	3.00	100	K285964	12-004			☐	☐	☐
155.00	158.00	3.00	CHT	3.00	100	K285965	12-004			☐	☐	☐
158.00	161.00	3.00	CHT	3.00	100	K285966	12-004			☐	☐	☐
161.00	164.00	3.00	CHT	2.90	97	K285968	12-004			☐	☐	☐
164.00	167.00	3.00	CHT	3.00	100	K285969	12-004			☐	☐	☐
167.00	170.00	3.00	CHT	2.96	99	K285970	12-004			☐	☐	☐
170.00	173.00	3.00	CHT	3.00	100	K285971	12-004			☐	☐	☐
173.00	176.00	3.00	CHT	3.00	100	K285972	12-004			☐	☐	☐
176.00	179.00	3.00	CHT	3.00	100	K285973	12-006			☐	☐	☐
179.00	182.00	3.00	CHT	2.91	97	K285974	12-006			☐	☐	☐
182.00	185.00	3.00	CHT	3.00	100	K285975	12-006			☐	☐	☐
185.00	188.00	3.00	CHT	3.00	100	K285976	12-006			☐	☐	☐
188.00	191.00	3.00	CHT	2.96	99	K285978	12-006			☐	☐	☐

From (m)	To (m)	Interval (m)	Rock Type	Recovery (m)	Recovery %	Sample Number	BatchName	Batch Class	Standard	Blank	1/4 Dup	Coarse Dup
191.00	194.00	3.00	CHT	2.81	94	K285979	12-006			☐	☐	☐
194.00	197.00	3.00	CHT	3.00	100	K285980	12-006			☐	☐	☐
197.00	200.00	3.00	CHT	3.00	100	K285981	12-006			☐	☐	☐
200.00	203.00	3.00	CHT	3.00	100	K285982	12-006			☐	☐	☐
203.00	206.00	3.00	CHT	3.00	100	K285984	12-006			☐	☐	☐
206.00	209.00	3.00	CHT	2.94	98	K285985	12-006			☐	☐	☐
209.00	212.00	3.00	CHT	3.00	100	K285986	12-006			☐	☐	☐
209.00	212.00	3.00	CHT	3.00	100	K285987	12-006			☐	☑	☐
212.00	215.00	3.00	CHT	2.95	98	K285988	12-006			☐	☐	☐
215.00	218.00	3.00	CHT	2.97	99	K285989	12-006			☐	☐	☐
218.00	221.00	3.00	CHT	2.96	99	K285990	12-006			☐	☐	☐
221.00	224.00	3.00	CHT	3.00	100	K285991	12-006			☐	☐	☐
224.00	227.00	3.00	CHT	2.97	99	K285992	12-006			☐	☐	☐
227.00	230.00	3.00	CHT	3.00	100	K285994	12-006			☐	☐	☐
230.00	233.00	3.00	CHT	2.85	95	K285995	12-006			☐	☐	☐
233.00	236.00	3.00	CHT	2.95	98	K285996	12-006			☐	☐	☐
236.00	239.00	3.00	CHT	3.00	100	K285997	12-006			☐	☐	☐
239.00	242.00	3.00	CHT	2.83	94	K285999	12-006			☐	☐	☐
242.00	245.00	3.00	CHT	3.00	100	K286000	12-006			☐	☐	☐
245.00	248.00	3.00	CHT	3.00	100	K286001	12-006			☐	☐	☐
248.00	251.00	3.00	CHT	2.93	98	K286002	12-006			☐	☐	☐
248.00	251.00	3.00	CHT	2.93	98	K286003	12-006			☐	☐	☑
251.00	254.00	3.00	CHT	3.00	100	K286004	12-006			☐	☐	☐
254.00	257.00	3.00	CHT	2.99	100	K286005	12-006			☐	☐	☐
257.00	260.00	3.00	CHT	2.99	100	K286006	12-006			☐	☐	☐
260.00	263.00	3.00	CHT	2.99	100	K286007	12-006			☐	☐	☐
263.00	266.00	3.00	CHT	3.00	100	K286008	12-006			☐	☐	☐
266.00	269.00	3.00	CHT	3.00	100	K286009	12-009			☐	☐	☐
269.00	272.00	3.00	CHT	2.92	97	K286010	12-009			☐	☐	☐

From (m)	To (m)	Interval (m)	Rock Type	Recovery (m)	Recovery %	Sample Number	BatchName	Batch Class	Standard	Blank	1/4 Dup	Coarse Dup
272.00	275.00	3.00	CHT	3.00	100	K286012	12-009			☐	☐	☐
275.00	278.00	3.00	CHT	2.94	98	K286013	12-009			☐	☐	☐
278.00	279.00	1.00	CHT	0.97	97	K286014	12-009			☐	☐	☐
279.00	281.29	2.29	CHT	2.12	93	K286015	12-009			☐	☐	☐
281.29	283.91	2.62	CHT	2.25	86	K286016	12-009			☐	☐	☐
283.91	285.75	1.84	CHT	1.84	100	K286017	12-009			☐	☐	☐
285.75	287.34	1.59	CHT	1.54	97	K286018	12-009			☐	☐	☐
287.34	288.65	1.31	CHT	1.31	100	K286019	12-009			☐	☐	☐
288.65	290.00	1.35	CHT	1.34	99	K286021	12-009			☐	☐	☐
290.00	293.00	3.00	CHT	3.00	100	K286022	12-009			☐	☐	☐
293.00	296.00	3.00	CHT	3.00	100	K286024	12-009			☐	☐	☐
296.00	299.00	3.00	CHT	3.00	100	K286025	12-009			☐	☐	☐
296.00	299.00	3.00	CHT	3.00	100	K286026	12-009			☐	☑	☐
299.00	302.00	3.00	CHT	3.00	100	K286027	12-009			☐	☐	☐
302.00	305.00	3.00	CHT	2.98	99	K286028	12-009			☐	☐	☐
305.00	307.85	2.85	CHT	2.54	89	K286029	12-009			☐	☐	☐
307.85	311.00	3.15	CHT	2.62	83	K286030	12-009			☐	☐	☐
311.00	313.85	2.85	CHT	2.49	87	K286031	12-009			☐	☐	☐
313.85	315.31	1.46	CHT, ICL	1.46	100	K286032	12-009			☐	☐	☐
315.31	317.00	1.69	ICL	1.68	99	K286033	12-009			☐	☐	☐
317.00	320.00	3.00	ICL	3.00	100	K286034	12-009			☐	☐	☐
317.00	320.00	3.00	ICL	3.00	100	K286035	12-009			☐	☐	☑
320.00	323.00	3.00	ICL	3.00	100	K286036	12-009			☐	☐	☐
323.00	326.00	3.00	ICL	3.00	100	K286037	12-009			☐	☐	☐
326.00	329.00	3.00	ICL	2.97	99	K286038	12-009			☐	☐	☐
329.00	332.00	3.00	ICL	2.91	97	K286039	12-009			☐	☐	☐
332.00	335.00	3.00	ICL	3.00	100	K286041	12-009			☐	☐	☐
335.00	337.00	2.00	ICL	1.97	99	K286042	12-009			☐	☐	☐

From (m)	To (m)	Interval (m)	Rock Type	Recovery (m)	Recovery %	Sample Number	BatchName	Batch Class	Standard	Blank	1/4 Dup	Coarse Dup
337.00	339.00	2.00	ICL	1.94	97	K286043	12-009			☐	☐	☐
339.00	341.69	2.69	ICL	2.47	92	K286044	12-009			☐	☐	☐

From (m)	To (m)	Interval (m)	Recovery (m)	Recovery %	RQD	RQD %	Reactivity	Hardness	Weathering	Comments
0.00	3.25	3.25	0	0	0.00	0	0R	--	--	casing, no recovery
3.25	5.00	1.75	1.57	90	0.66	38	0R	4H	2W	
5.00	8.00	3.00	2.65	88	1.14	38	0R	4H	2W	
8.00	11.00	3.00	2.73	91	1.11	37	0R	4H	2W	
11.00	14.00	3.00	2.61	87	1.39	46	0R	4H	2W	
14.00	17.00	3.00	3	100	2.75	92	0R	4H	2W	
17.00	20.00	3.00	2.7	90	1.30	43	0R	4H	2W	
20.00	23.00	3.00	2.66	89	0.95	32	0R	4H	3W	
23.00	26.00	3.00	2.77	92	1.94	65	0R	4H	2W	
26.00	29.00	3.00	2.95	98	1.95	65	0R	4H	2W	
29.00	32.00	3.00	2.72	91	1.18	39	0R	4H	3W	
32.00	35.00	3.00	2.98	99	2.15	72	0R	4H	2W	
35.00	38.00	3.00	3	100	2.26	75	0R	4H	2W	
38.00	41.00	3.00	3	100	2.70	90	0R	4H	2W	
41.00	44.00	3.00	2.95	98	2.38	79	0R	4H	2W	
44.00	47.00	3.00	2.96	99	1.51	50	0R	4H	2W	
47.00	50.00	3.00	2.91	97	1.54	51	0R	5H	2W	
50.00	53.00	3.00	3	100	1.40	47	0R	4H	2W	
53.00	56.00	3.00	2.96	99	1.87	62	0R	4H	2W	
56.00	59.00	3.00	3	100	1.37	46	0R	4H	3W	
59.00	62.00	3.00	3	100	1.05	35	0R	3H	2W	
62.00	65.00	3.00	3	100	0.86	29	0R	4H	3W	
65.00	68.00	3.00	3	100	1.19	40	0R	4H	2W	
68.00	71.00	3.00	3	100	1.38	46	0R	4H	2W	
71.00	74.00	3.00	2.94	98	1.78	59	0R	4H	2W	
74.00	77.00	3.00	3	100	1.39	46	0R	4H	2W	
77.00	80.00	3.00	3	100	1.43	48	0R	4H	2W	
80.00	83.00	3.00	3	100	1.47	49	0R	4H	2W	
83.00	86.00	3.00	2.98	99	1.28	43	0R	4H	2W	

From (m)	To (m)	Interval (m)	Recovery (m)	Recovery %	RQD	RQD %	Reactivity	Hardness	Weathering	Comments
86.00	89.00	3.00	3	100	1.67	56	0R	4H	3W	
89.00	92.00	3.00	3	100	1.71	57	0R	4H	3W	
92.00	95.00	3.00	2.95	98	1.60	53	0R	4H	3W	
95.00	98.00	3.00	2.96	99	1.28	43	0R	4H	2W	
98.00	101.00	3.00	3	100	2.16	72	0R	4H	1W	
101.00	104.00	3.00	3	100	1.39	46	0R	4H	1W	
104.00	107.00	3.00	3	100	1.75	58	0R	4H	1W	
107.00	110.00	3.00	2.94	98	1.54	51	0R	4H	1W	
110.00	113.00	3.00	2.96	99	2.12	71	0R	4H	1W	
113.00	116.00	3.00	3	100	1.13	38	0R	3H	2W	
116.00	119.00	3.00	2.88	96	1.81	60	0R	4H	3W	
119.00	122.00	3.00	2.96	99	1.89	63	0R	4H	2W	
122.00	125.00	3.00	2.86	95	1.65	55	0R	4H	1W	
125.00	128.00	3.00	3	100	2.21	74	0R	4H	1W	
128.00	131.00	3.00	3	100	2.16	72	0R	4H	1W	
131.00	134.00	3.00	2.94	98	2.13	71	0R	4H	1W	
134.00	137.00	3.00	3	100	2.94	98	0R	4H	1W	
137.00	140.00	3.00	2.99	100	2.99	100	0R	4H	2W	
140.00	143.00	3.00	3	100	3.00	100	0R	4H	2W	
143.00	146.00	3.00	2.99	100	2.54	85	0R	4H	2W	
146.00	149.00	3.00	3	100	2.67	89	0R	4H	2W	
149.00	152.00	3.00	2.92	97	2.58	86	0R	4H	2W	
152.00	155.00	3.00	2.92	97	2.58	86	0R	4H	2W	
155.00	158.00	3.00	3	100	2.93	98	0R	4H	1W	
158.00	161.00	3.00	3	100	2.72	91	0R	4H	2W	
161.00	164.00	3.00	2.9	97	2.31	77	0R	4H	2W	
164.00	170.00	6.00	2.96	49	2.23	37	0R	4H	1W	
170.00	173.00	3.00	3	100	2.04	68	0R	3H	2W	
173.00	176.00	3.00	3	100	0.96	32	0R	4H	1W	
176.00	179.00	3.00	3	100	1.73	58	0R	4H	2W	
179.00	182.00	3.00	2.91	97	2.56	85	0R	4H	1W	

From (m)	To (m)	Interval (m)	Recovery (m)	Recovery %	RQD	RQD %	Reactivity	Hardness	Weathering	Comments
182.00	185.00	3.00	3	100	2.15	72	0R	4H	1W	
185.00	188.00	3.00	3	100	2.31	77	0R	4H	2W	
188.00	191.00	3.00	2.96	99	1.55	52	0R	4H	1W	
191.00	194.00	3.00	2.81	94	1.33	44	1R	3H	2W	
194.00	197.00	3.00	3	100	2.30	77	0R	2H	1W	
197.00	200.00	3.00	3	100	2.21	74	0R	2H	2W	
200.00	203.00	3.00	3	100	2.03	68	0R	3H	2W	
203.00	206.00	3.00	3	100	2.02	67	0R	4H	2W	
206.00	209.00	3.00	2.94	98	2.22	74	0R	4H	2W	
209.00	212.00	3.00	3	100	2.18	73	0R	3H	2W	
212.00	215.00	3.00	2.95	98	2.26	75	0R	3H	2W	
215.00	218.00	3.00	2.97	99	2.21	74	0R	3H	2W	
218.00	221.00	3.00	2.96	99	2.21	74	1R	4H	1W	
221.00	224.00	3.00	3	100	1.57	52	1R	2H	4W	
224.00	227.00	3.00	2.97	99	1.87	62	1R	2H	3W	
227.00	230.00	3.00	3	100	1.56	52	1R	2H	3W	
230.00	233.00	3.00	2.85	95	1.40	47	1R	2H	2W	
233.00	236.00	3.00	2.95	98	0.78	26	1R	2H	3W	
236.00	239.00	3.00	3	100	1.52	51	1R	2H	2W	
239.00	242.00	3.00	2.83	94	0.22	7	1R	3H	4W	
242.00	245.00	3.00	3	100	0.61	20	1R	2H	2W	
245.00	248.00	3.00	3	100	0.24	8	1R	2H	2W	
248.00	251.00	3.00	2.93	98	1.68	56	1R	2H	1W	
251.00	254.00	3.00	3	100	1.32	44	1R	2H	1W	
254.00	257.00	3.00	2.99	100	1.42	47	1R	2H	1W	
257.00	260.00	3.00	2.99	100	1.90	63	1R	2H	1W	
260.00	263.00	3.00	2.99	100	2.00	67	3R	2H	1W	
263.00	266.00	3.00	3	100	1.68	56	1R	2H	1W	
266.00	269.00	3.00	3	100	1.58	53	0R	3H	1W	
269.00	272.00	3.00	2.92	97	1.44	48	0R	2H	1W	
272.00	275.00	3.00	3	100	1.53	51	1R	2H	1W	

From (m)	To (m)	Interval (m)	Recovery (m)	Recovery %	RQD	RQD %	Reactivity	Hardness	Weathering	Comments
275.00	278.00	3.00	2.94	98	1.57	52	1R	2H	1W	
278.00	281.00	3.00	3	100	1.29	43	3R	2H	2W	
281.00	284.00	3.00	3	100	1.90	63	1R	3H	2W	
284.00	287.00	3.00	3	100	2.55	85	0R	3H	2W	
287.00	290.00	3.00	3	100	2.12	71	1R	3H	2W	
290.00	293.00	3.00	3	100	0.38	13	1R	3H	2W	
293.00	296.00	3.00	3	100	1.57	52	3R	4H	2W	
296.00	299.00	3.00	3	100	2.18	73	1R	3H	3W	
299.00	302.00	3.00	3	100	1.04	35	1R	3H	4W	
302.00	305.00	3.00	2.98	99	2.45	82	1R	3H	2W	
305.00	308.00	3.00	2.96	99	1.33	44	1R	4H	3W	
308.00	311.00	3.00	3	100	0.15	5	1R	2H	4W	
311.00	314.00	3.00	3	100	0.12	4	1R	1H	3W	
314.00	317.00	3.00	2.9	97	2.08	69	3R	2H	2W	
317.00	320.00	3.00	3	100	1.41	47	3R	3H	2W	
320.00	323.00	3.00	3	100	0.52	17	3R	3H	4W	
323.00	326.00	3.00	3	100	1.88	63	3R	2H	2W	
326.00	329.00	3.00	2.97	99	1.81	60	3R	3H	3W	
329.00	332.00	3.00	2.91	97	1.34	45	3R	2H	4W	
332.00	335.00	3.00	3	100	2.25	75	1R	4H	2W	
335.00	338.00	3.00	2.99	100	1.96	65	1R	4H	3W	
338.00	341.00	3.00	2.87	96	2.12	71	1R	4H	3W	
341.00	341.69	0.69	0.69	100	0.51	74	3R	4H	2W	End of hole

Depth (m)	Magnetic Susceptibility	Rock Type	Comments
1	0	CAS	
2	0	CAS	
3	0	CAS	
4	3.09	CHT	
5	0.87	CHT	
6	3.04	CHT	
7	2.16	CHT	
8	1.12	CHT	
9	8.32	CHT	
10	1.73	CHT	
11	1.79	CHT	
12	4.98	CHT	
13	3.23	CHT	
14	1.78	CHT	
15	1.01	CHT	
16	2.73	CHT	
17	4.06	CHT	
18	4.59	CHT	
19	1.92	CHT	
20	0.71	CHT	
21	1.77	CHT	
22	2.26	CHT	
23	1.49	CHT	
24	0.93	CHT	
25	1.84	CHT	
26	1.16	CHT	
27	3.57	CHT	
28	1.86	CHT	
29	1.1	CHT	

Depth (m)	Magnetic Susceptibility	Unit	Comments
30	1.29	CHT	
31	0.19	CHT	
32	1.55	CHT	
33	3.32	CHT	
34	2.27	CHT	
35	0.95	CHT	
36	1.49	CHT	
37	1.84	CHT	
38	8.45	CHT	
39	3.19	CHT	
40	1.25	CHT	
41	2.39	CHT	
42	1.8	CHT	
43	2.48	CHT	
44	1.16	CHT	
45	0.65	CHT	
46	1.64	CHT	
47	4.11	CHT	
48	2.5	CHT	
49	1.38	CHT	
50	7.86	CHT	
51	0.36	CHT	
52	0.48	CHT	
53	0.88	CHT	
54	0.19	CHT	
55	0.16	CHT	
56	0.04	CHT	
57	0.17	CHT	
58	3.02	CHT	

Depth (m)	Magnetic Susceptibility	Rock Type	Comments
59	0.94	CHT	
60	0.78	CHT	
61	0.12	CHT	
62	0.58	CHT	
63	0.37	CHT	
64	0.81	CHT	
65	1.07	CHT	
66	0.42	CHT	
67	1.83	CHT	
68	2.42	CHT	
69	1.22	CHT	
70	1.99	CHT	
71	2.2	CHT	
72	1.58	CHT	
73	0.73	CHT	
74	0.45	CHT	
75	2.66	CHT	
76	0.88	CHT	
77	1.45	CHT	
78	4.46	CHT	
79	0.33	CHT	
80	0.96	CHT	
81	2.48	CHT	
82	2.18	CHT	
83	1.4	CHT	
84	2.92	CHT	
85	5.96	CHT	
86	3.65	CHT	
87	2.33	CHT	
88	2.5	CHT	
89	2.87	CHT	

Depth (m)	Magnetic Susceptibility	Unit	Comments
90	1.7	CHT	
91	1.93	CHT	
92	4.71	CHT	
93	3.58	CHT	
94	1.71	CHT	
95	3.05	CHT	
96	5.21	CHT	
97	1.34	CHT	
98	0.94	CHT	
99	0.48	CHT	
100	1.73	CHT	
101	0.87	CHT	
102	1.23	CHT	
103	1.47	CHT	
104	3.34	CHT	
105	1.94	CHT	
106	2.1	CHT	
107	3.53	CHT	
108	1.73	CHT	
109	1.1	CHT	
110	4.21	CHT	
111	3.88	CHT	
112	4.44	CHT	
113	2.27	CHT	
114	0.4	CHT	
115	1.13	CHT	
116	0.82	CHT	
117	0.99	CHT	
118	1.24	CHT	
119	0.47	CHT	
120	1.75	CHT	

Depth (m)	Magnetic Susceptibility	Rock Type	Comments
121	5.72	CHT	
122	1.68	CHT	
123	1.84	CHT	
124	2.46	CHT	
125	1.99	CHT	
126	5.14	CHT	
127	2.8	CHT	
128	0.75	CHT	
129	1.78	CHT	
130	5.96	CHT	
131	4.71	CHT	
132	3.33	CHT	
133	1.43	CHT	
134	2.39	CHT	
135	0.9	CHT	
136	3.64	CHT	
137	6.84	CHT	
138	3.38	CHT	
139	0.45	CHT	
140	2.44	CHT	
141	5.55	CHT	
142	8.63	CHT	
143	3.36	CHT	
144	2.07	CHT	
145	2	CHT	
146	3.21	CHT	
147	2.22	CHT	
148	2.48	CHT	
149	3.57	CHT	
150	1.23	CHT	
151	0.81	CHT	

Depth (m)	Magnetic Susceptibility	Unit	Comments
152	5.21	CHT	
153	4.1	CHT	
154	2.19	CHT	
155	3.02	CHT	
156	4.01	CHT	
157	3.96	CHT	
158	3.55	CHT	
159	4.53	CHT	
160	4.54	CHT	
161	4.74	CHT	
162	3.98	CHT	
163	4.23	CHT	
164	2.64	CHT	
165	5.81	CHT	
166	11.11	CHT	
167	5.81	CHT	
168	4.65	CHT	
169	5.93	CHT	
170	4.11	CHT	
171	3.42	CHT	
172	3.31	CHT	
173	3.82	CHT	
174	7.32	CHT	
175	3.14	CHT	
176	1.9	CHT	
177	1.13	CHT	
178	3.03	CHT	
179	7.98	CHT	
180	1.81	CHT	
181	2.29	CHT	
182	1.23	CHT	

Depth (m)	Magnetic Susceptibility	Rock Type	Comments
183	2.53	CHT	
184	4.94	CHT	
185	11.59	CHT	
186	4.48	CHT	
187	5.43	CHT	
188	16.18	CHT	
189	2.66	CHT	
190	13.55	CHT	
191	6	CHT	
192	4.08	CHT	
193	2.31	CHT	
194	3.72	CHT	
195	2.69	CHT	
196	1.38	CHT	
197	2.61	CHT	
198	4.47	CHT	
199	4.59	CHT	
200	6.44	CHT	
201	6.59	CHT	
202	4.97	CHT	
203	4.05	CHT	
204	1.31	CHT	
205	2.63	CHT	
206	5.71	CHT	
207	5.82	CHT	
208	7.11	CHT	
209	3.95	CHT	
210	4.81	CHT	
211	3.04	CHT	
212	2.5	CHT	
213	6.4	CHT	
214	5.83	CHT	
215	15.53	CHT	
216	1.6	CHT	
217	4.31	CHT	
218	5.46	CHT	
219	4.14	CHT	
220	1.59	CHT	
221	5.52	CHT	
222	1.29	CHT	
223	2.39	CHT	
224	10.46	CHT	
225	3.61	CHT	
226	2.65	CHT	
227	8.79	CHT	
228	3.82	CHT	
229	2.87	CHT	
230	3.28	CHT	
231	6.8	CHT	
232	3.37	CHT	
233	1.58	CHT	
234	2.48	CHT	
235	0.41	CHT	
236	0.93	CHT	
237	3.05	CHT	
238	3.64	CHT	
239	3.88	CHT	
240	0	CHT	Blocky core
241	6.44	CHT	
242	1.66	CHT	
243	17.02	CHT	
244	3.78	CHT	

Depth (m)	Magnetic Susceptibility	Rock Type	Comments
245	2.99	CHT	
246	6.69	CHT	
247	4.87	CHT	
248	4.87	CHT	
249	3.18	CHT	
250	3.65	CHT	
251	4.59	CHT	
252	1.53	CHT	
253	2.05	CHT	
254	3.8	CHT	
255	1.93	CHT	
256	6.41	CHT	
257	1.91	CHT	
258	0.55	CHT	
259	5.52	CHT	
260	2.46	CHT	
261	0.24	CHT	
262	0.57	CHT	
263	1.22	CHT	
264	1.34	CHT	
265	0.2	CHT	
266	2.78	CHT	
267	5.49	CHT	
268	3.43	CHT	
269	5.99	CHT	
270	3.92	CHT	
271	6.9	CHT	
272	2.5	CHT	
273	2.12	CHT	
274	3.7	CHT	
275	1.45	CHT	

Depth (m)	Magnetic Susceptibility	Unit	Comments
276	2.41	CHT	
277	2.12	CHT	
278	2.73	CHT	
279	1.02	CHT	
280	0.21	CHT	
281	7.81	CHT	
282	11.43	CHT	
283	1	CHT	
284	10.78	CHT	
285	11.25	CHT	
286	0.19	CHT	
287	3.32	CHT	
288	6.06	CHT	
289	3.88	CHT	
290	4.8	CHT	
291	0.55	CHT	
292	0.37	CHT	
293	0.55	CHT	
294	2.22	CHT	
295	0.62	CHT	
296	0.25	CHT	
297	1.54	CHT	
298	1.57	CHT	
299	2.82	CHT	
300	0.27	CHT	
301	0.13	CHT	
302	0.13	CHT	
303	2.31	CHT	
304	3.41	CHT	
305	0.83	CHT	
306	27.65	CHT	

Depth (m)	Magnetic Susceptibility	Rock Type	Comments
307	32.64	CHT	
308	0.3	CHT	
309	0.22	CHT	
310	0.13	CHT	
311	0.17	CHT	
312	0.12	CHT	
313	0	CHT	Rubble
314	0.12	ICL	
315	0.05	ICL	
316	0.23	ICL	
317	0.37	ICL	
318	0.85	ICL	
319	0.15	ICL	
320	0.04	ICL	
321	0.01	ICL	
322	0.04	ICL	
323	0.03	ICL	
324	0.47	ICL	
325	0.51	ICL	
326	0.23	ICL	
327	0.04	ICL	
328	0.03	ICL	
329	0.11	ICL	
330	0.11	ICL	
331	0.13	ICL	
332	2.72	ICL	
333	2.03	ICL	
334	0.27	ICL	
335	0.42	ICL	
336	0.17	ICL	
337	0.35	ICL	

Depth (m)	Magnetic Susceptibility	Unit	Comments
338	0.12	ICL	
339	0.19	ICL	
340	0.03	ICL	
341	0.02	ICL	

Hole Name	From (m)	Length (m)	Core Size	Rock Type	Weight in Air (g)	Weight in Water (g)	Density (g/cm3)	Specific Gravity	Comments
KEG-12-043									
	17.82	11.3	NQ2	CHT	614.9	388.7	2.7	2.7	chert, finely laminated chert cross cut by pyrite bearing calcite veinlet
	27.3	10.1	NQ2	CHT	540.9	341	2.7	2.7	chert, hairline calcite fracture infills
	48.33	10	NQ2	CHT	551.7	354.3	2.7	2.8	fine pyrite bearing calcite veinlet, narrow fractures
	77.13	9.5	NQ2	CHT	518.8	328.8	2.7	2.7	laminated chert with hairline fractures infilled by pyrite
	136.1	9.8	NQ2	CHT	500.4	253.6	2.5	2.0	Py and Po in fractures and deceminated
	183	10	NQ2	CHT	500	262.3	2.5	2.1	hairline fractures with Py infill. Disseminated Py throughout
	196.65	15.5	NQ2	CHT	846.1	539.3	2.7	2.8	fractured chert with Py, Po, and trace Cp mineralization
	239.35	12.4	NQ2	CHT	631.4	390.4	2.5	2.6	laminated fractured chert with partially mineralized calcite/quartz veins with Py
	271.42	13.2	NQ2	CHT	711.6	451.3	2.7	2.7	chert, moderate to strong mineralization of sulphides (Py, Po, Sp, with trace Gn, Cp, As) in chlorite altered zone
	288.3	11.7	NQ2	CHT	712	478.5	3.0	3.1	fractured chert with weak Py mineralization
	327.37	12.9	NQ2	ICL	717.1	460	2.8	2.8	bleached altered with semi massive quartz veining

Keg - Silver Range

Archer, Cathro & Associates (1981) Limited

Grid East	Grid North	Easting	Northing	Elevation	Depth (m)
		585704	6939783	1267	368

ZONE: Keg

SECTION: 9+840

HOLE: KEG-12-044

CLAIM: YD11779

Contractor: Top Rank

Drill: 2

Core Size: NQ2

Casing Depth: 14m, Out

Drilling Dates: Jun 09 - Jun 16, 2012

Geology Logged By: J. Builder

SURVEY			
Depth (m)	Azimuth	Dip	Method
0	335	-50	Compass
368	334	-54.7	Ranger

TARGET:

SUMMARY			
From (m)	To (m)	Interval (m)	Rock Type
0	14	14	CAS
14	66.12	52.12	CHT
66.12	97.6	31.48	FLR
97.6	150.44	52.84	CHT
150.44	177.7	27.26	FLR
177.7	368	190.3	CHT

SAMPLES	
Numbers:	K286045 to K286177
Total:	134
Batch:	010, 013, 014, 016
Certificates:	WH12140458, WH12147485, WH12147486, WH12147488

COMMENTS

Box Log

KEG-12-044

Silver Range
Keg Zone

Archer,Cathro & Associates (1981) Limited

Box Number	From (m)	To (m)
1	14	18.92
2	18.92	23.82
3	23.82	29
4	29	36
5	36	47.26
6	47.26	52.25
7	52.25	59.46
8	59.46	64.7
9	64.7	69.74
10	69.74	75.09
11	75.09	82
12	82	88.27
13	88.27	93.68
14	93.68	98
15	98	103.2
16	103.2	108.14
17	108.14	113.45
18	113.45	118.88
19	118.88	124.32
20	124.32	129.59
21	129.59	134.9
22	134.9	140
23	140	145
24	145	150.44
25	150.44	155.41
26	155.41	160.24
27	160.24	165.38
28	165.38	170.85
29	170.85	175.7
30	175.7	180.26
31	180.26	185.22
32	185.22	190.39
33	190.39	195.58
34	195.58	200.71
35	200.71	206.09
36	206.09	211.7
37	211.7	217
38	217	221.83
39	221.83	226.09
40	226.09	230.94
41	230.94	235.53
42	235.53	240.45
43	240.45	245.51
44	245.51	250.09
45	250.09	254.45
46	254.45	259.29
47	259.29	263.95
48	263.95	268.3
49	268.3	272.9
50	272.9	280.73
51	280.73	285.9
52	285.9	291.48
53	291.48	296.73
54	296.73	302
55	302	307
56	307	312.11
57	312.11	317.17
58	317.17	322.48
59	322.48	328.03
60	328.03	333.52
61	333.52	338.98
62	338.98	344
63	344	348
64	348	353.08
65	353.08	357.65
66	357.65	361.67
67	361.67	366.34
68	366.34	368

From (m)	To (m)	Interval (m)	Rock Type	Grain Size	Description	Shade	Colour	Texture	Alteration	Intensity	Mineral	Conc.
0.00	14.00	14.00	CAS	--	casing; no recovery							
						--	--	---	---	--	--	0
14.00	28.09	14.09	CHT	FG	Rubbly, banded, light to dark grey and maroon, fine grained chert with weak to moderate oxidation in joints and fractures. Oxidation is evident from orange limonite staining. Hairline calcite fractures are pervasive with no general orientation and host trace fine grained pyrrhotite.							
						LT	GY	BN	OXI	2I	Po	0.5
						DK	GY	RB				
						--	MN					
						--	OR					
28.09	56.58	28.49	CHT	VF	Very fine grained, light to dark grey, maroon and green, rubbly, banded chert. Very pervasive hairline to 2 mm calcite fractures host trace to weak pyrrhotite and pyrite. Trace chlorite alteration is evident in fractures and on joint surfaces.							
						LT	GY	BN	CHL	1I	Py	1
						DK	GY	RB			Po	1
						--	MN					
						--	GN					
56.58	66.12	9.54	CHT	VF	Very fine grained, light to dark grey, maroon and green banded chert. Section shows a major increase in competent rock compared to up hole. Chert bands are 0.1 to 9 cm in width with a general orientation of 40 to 60 degrees to core axis. Hairline to 2 mm calcite fracture fills are pervasive cross-cutting bands at a shallower angle to core axis. Fractures are tracely chlorite altered and host weak pyrite and trace to weak pyrrhotite.							
						LT	GY	BN	CHL	1I	Py	2
						DK	GY				Po	1
						--	MN					
						--	GN					

From (m)	To (m)	Interval (m)	Rock Type	Grain Size	Description	Shade	Colour	Texture	Alteration	Intensity	Mineral	Conc.
66.12	67.52	1.40	CHT	VF	Light to dark grey, green and maroon, very fine grained, weakly brecciated and banded chert. Bands are 0.2 to 9 cm in width and oriented 50° to 60° to core axis. Hairline to 7 mm calcite fracture fills are tracely chlorite altered and host weak to fair pyrite and weak pyrrhotite, both fine grained.							
						LT	GY	BX	CHL	1I	Py	3
						DK	GY	RB			Po	1
						--	GN	BN				
						--	MN					
67.52	68.00	0.48	FLR	VF	White to light grey, greenish and maroon gouge with abundant calcite infill and trace to weak disseminated, fine grained pyrite.							
						LT	GY	---	CLY	5I	Py	1
						LT	GN					
						--	MN					
						--	WH					
68.00	72.34	4.34	CHT	VF	Light to dark grey, green and maroon, very fine grained, weakly brecciated and banded chert. Bands are 0.2 to 9 cm in width and oriented 50° to 60° to core axis. Hairline to 7 mm calcite fracture fills are tracely chlorite altered and seldomly host weak pyrite and weak pyrrhotite and very rarely trace sphalerite, all fine grained.							
						LT	GY	BN	CHL	1I	Py	2
						DK	GY	BX			Po	1
						--	GN	RB			Sp	0.2
						--	MN					
72.34	73.06	0.72	FLR	VF	Moderately clay altered, rubbly subsection with small (~7 cm) subsection of gouge, abundant calcite and fracture controlled trace to weak pyrite and pyrrhotite.							
						LT	GY	BN	CLY	3I	Py	1
						DK	GY		CHL	1I	Po	1
						--	GN					
73.06	77.78	4.72	CHT	VF	same as 68.00m to 72.34m with sparse 0.2 to 2 cm layers of softer, light brownish beige substance (clay minerals?) and no visible sphalerite.							
						LT	GY	BN	CHL	1I	Py	2

From (m)	To (m)	Interval (m)	Rock Type	Grain Size	Description	Shade	Colour	Texture	Alteration	Intensity	Mineral	Conc.
						DK	GY	BX			Po	1
						--	GN	RB				
						--	BG					
77.78	84.30	6.52	FLR	VF	Moderately clay and chlorite altered, rubbly and strongly brecciated subsection with locallized gouge. Calcite infills are prevalent throughout and host weak pyrite and pyrrhotite. Disseminated pyrite and pyrrhotite is also evident in gougey sections.							
						LT	GY	BX	CLY	4I	Py	2
						DK	GY		CHL	3I	Py	2
						--	MN				Po	2
						--	GN				Po	2
84.30	86.00	1.70	CHT	VF	Strongly clay altered and brecciated subsection with pervasive calcite infills and locallized gouge. Weak pyrite is disseminated in gouge and controlled by calcite infills. Brecciated zones are moderately chlorite altered.							
						LT	GY	BX	CLY	4I	Py	2
						DK	GY		CHL	3I	Py	2
						--	GN					
86.00	97.60	11.60	CHT	VF	Interval same as 68.00 m to 72.34 m with no spahelrite and increased rubble.							
						LT	GY	BN	CHL	1I	Py	2
						DK	GY	BX			Po	1
						--	GN	RB				
						--	MN					
97.60	109.80	12.20	CHT	VF	Light to dark grey, green and maroon, banded chert. Bands are 0.2 to 8 cm in width and are generally oriented 55° to 65° to core axis. Calcite fracture fills are pervasive with a general orientation of 30° to 40° to core axis. Fractures control weak to fair pyrrhotite, weak pyrite and trace to weak chalcopyrite. A white semi-hard (~6) crystalline mineral coexists with calcite in few fractures with seldom to no mineralization. Weak oxidation is evident on joint surfaces from orange limonite staining.							
						LT	GY	BN	OXI	2I	Po	3
						DK	GY				Py	2
						--	MN				Cp	1
						--	GN					

From (m)	To (m)	Interval (m)	Rock Type	Grain Size	Description	Shade	Colour	Texture	Alteration	Intensity	Mineral	Conc.
109.80	110.11	0.31	VEN	--	Brecciated fracture with upper contact oriented 31° to core axis and no discernible lower contact. Fracture filled with 0.2 to 2.0 cm angular clasts of clay altered (?) wall rock in in unaltered chert matrix. At 109.88 m fracture (clasts and matrix) becomes strongly sericitized and weakly chlorite altered. The clear contact between unsericitized and sericitized is oriented 32° to core axis.							
						LT	GY	BX	SER	4I	--	0
						DK	GN					
						DK	GY		CHL	2I		
						--	BF					
110.11	113.77	3.66	CHT	VF	Light to dark grey and green, very fine grained, brecciated chert with locallized, 5 to 10 cm, zones of banding. Trace oxidation is evident from orange limonite staining on joints and fractures. Calcite infill is pervasive throughout and hosts weak pyrrhotite, trace to weak pyrite and trace chalcopyrite.							
						LT	GY	BX	OXI	1I	Po	2
						DK	GY		CHL	2I	Py	1
						--	GN				Cp	0.5
113.77	114.91	1.14	CHT	VF	Strongly oxidized and moderately chlorite altered and sericitized brecciated chert. Calcite infills are pervasive and host weak pyrrhotite and a black, soft sulfide powder (?).							
						MD	GY					
						LT	OR	BX	OXI	4I	Po	1
						DK	OR		CHL	3I		
						--	GN		SER	3I		
114.91	150.44	35.53	CHT	VF	9 to 40 cm intercalations of banded and brecciated chert. Brecciated zones are moderately sericitized and chlorite altered. Moderate bleaching of chert bands occur in 5 to 7 cm widths and and show preferential mineralization of pyrrhotite and pyrite. Calcite infills are pervasive throughoutwith no consistent orientation. Weak oxidation is evident on brecciated fragments and fracture envelopes.							
						LT	GY	BX	BLE	2I	Po	3
						DK	GY	BN	SER	3I	Py	2
						--	MN		OXI	2I		

From (m)	To (m)	Interval (m)	Rock Type	Grain Size	Description	Shade	Colour	Texture	Alteration	Intensity	Mineral	Conc.
						--	WH					
						--	GN		CHL	3I		
150.44	153.50	3.06	CHT	VF	Strongly brecciated with ~30 cm segment of banded chert. Weak oxidation and clay alteration is evident on joints and fractured surfaces. Brecciated rock is moderate to strongly sericitized and chlorite altered with no visible mineralization.							
						LT	GY	BX	SER	3I		
						DK	GY	RB	CLY	2I		
						--	BF	BN	CHL	3I	--	0
						--	GN					
						--	MN		OXI	2I		
153.50	153.88	0.38	FLR	VF	Fault center? Subsection of rubble and gouge; intensely clay altered, strongly oxidized and moderately sericitized. An abundance of calcite is present in gouge with no visible mineralization.							
						--	BF	RB	OXI	4I	--	0
						--	GY		SER	3I		
						--	GN					
						--	OR		CLY	5I		
153.88	160.87	6.99	CHT	VF	Subsection of mostly competent, banded chert with locallized (up to 40 cm) sections of brecciation and rubble. Rubbly zones are moderately clay altered and oxidized. Calcite infills are pervasive throughout and host trace to weak pyrite and trace pyrrhotite.							
						LT	GY	BN	OXI	2I	Py	1
						DK	GY	BX	CLY	2I	Po	0.5
						--	GN					
						--	BF					
						--	MN		SER	2I		
160.87	177.70	16.83	CHT	VF	Heavily brecciated, rubbly and locally clay altered chert. Abundant calcite infills host weak pyrite and pyrrhotite. Brecciations are weak to moderately chlorite altered.							
						LT	GY	BX	CLY	3I	Py	2
						DK	GY	BN	CHL	2I	Po	2
						--	MN	RB				
						--	GN					

From (m)	To (m)	Interval (m)	Rock Type	Grain Size	Description	Shade	Colour	Texture	Alteration	Intensity	Mineral	Conc.
177.70	222.90	45.20	CHT	VF	Maroon, green and light to dark grey intensely fractured, brecciated and locally banded chert. Banded intervals are intermittent and roughly 50 cm in width. Brecciated zones contain an abundance of calcite and weak disseminated pyrite. Calcite fractures are pervasive throughout and also host weak to fair pyrite and pyrrhotite. Brecciations, fractures and joints are moderately chlorite altered while rubbly zones are weakly clay altered.							
						LT	GY	BN			Py	2
						DK	GY					
						--	MN	RB	CHL	3I	Py	3
						--	GN	BX	CLY	1I	Po	3
222.90	240.27	17.37	CHT	VF	Rubbly subsection; surfaces are moderately chlorite altered and weakly clay altered with weak disseminated pyrite.							
						LT	GY		CLY	2I		
						DK	GY					
						--	MN	RB	CHL	3I	Py	2
						--	GN					
240.27	281.05	40.78	CHT	VF	Light to dark grey, light green and white strong to moderately clay altered, brecciated, rubbly chert. Sparse zones of banding have a general orientation of 55° to 65° to core axis. Weak, fine grained pyrite is disseminated in clay altered zones and fracture controlled in brecciated and banded zones. Weak chlorite alteration is evident on fractured surfaces. Calcite and a white, moderately hard (~5) mineral fill hairline to 4 mm fractures. From 257.06m to 257.18m mineralization in fractures increases; fair sphalerite and chalcopyrite.							
						LT	GY	RB	CLY	3I	Cp	1
						LT	GN	BX			Py	1
						DK	GY	BN	CHL	2I	Sp	1
											Py	1
281.05	282.37	1.32	FLR	VF	Gougey subsection; intensely clay and weakly chlorite altered with trace to weak disseminated pyrite and an abundance of calcite.							
						LT	GY	---	CLY	5I	Py	1
						DK	GN					
						DK	GY		CHL	2I		

From (m)	To (m)	Interval (m)	Rock Type	Grain Size	Description	Shade	Colour	Texture	Alteration	Intensity	Mineral	Conc.
						--	WH					
282.37	288.60	6.23	CHT	VF	Banded and brecciated, light to dark grey, medium green and light maroon chert. Joints and fractures are weakly chlorite and clay altered. Hairline to 5 mm calcareous fractures host weak pyrrhotite and pyrite and trace chalcopyrite.							
						MD	GN				Po	1
						LT	GY	BX	CLY	2I	Cp	0.5
						LT	MN					
						DK	GY	BN	CHL	2I	Py	1
288.60	289.43	0.83	CHT	VF	Semi-hard (~6), white mineral hosts bands of chert with strong replacentment style mineralization. Strong pyrrhotite and fair sphalerite are evident within the chert bands. A honey brown mineral is disseminated within the white mineral (vesuvianite in wollastonite host?)							
						LT	PK					
						DK	GY				Po	4
						DK	GN					
						--	WH	FO	CHL	2I	Sp	3
289.43	291.48	2.05	CHT	VF	Light to dark grey and light pink banded chert. Hairline to 1 mm calcite fractures are weakly chlorite and sericite altered and host weak pyrrhotite and pyrite and trace to weak chalcopyrite.							
						LT	PK	BN	CHL	2I	Py	2
						LT	GY		SER	1I	Po	2
						DK	GY				Cp	1
291.48	305.09	13.61	CHT	VF	Banded and gougey chert. Gougey zones are moderately sericitized, ~0.50 m to 2.0 m in width and host weak disseminated and replacement styler pyrite, pyrrhotite and chalcopyrite and weak to fair sphalerite. Banded regions contain pervasive calcite fractures hosting weak pyrrhotite, pyrite and sphalerite. From 296.00m to 296.29m replacement mineralization increases to fair chalcopyrite, sphalerite, pyrrhotite and pyrite; 302.35m to 305.09m calcite fractures have a vuggy texture.							
						LT	GY	BN	CHL	5I	Cp	0.5
						LT	GN		SER	3I	Sp	2

From (m)	To (m)	Interval (m)	Rock Type	Grain Size	Description	Shade	Colour	Texture	Alteration	Intensity	Mineral	Conc.
						LT	PK				Po	2
						DK	GY	FR	CHL	4I	Sp	1
						DK	GN				Po	1
											Py	2
											Py	2
305.09	307.43	2.34	CHT	VF	Strongly chlorite and moderately clay altered and sericitized chert with pervasive fractures. Fractures host weak sphalerite while pyrrhotite and pyrite are disseminated in clay areas.							
						LT	GY	FR	CLY	3I	Py	2
						DK	GY		CHL	4I	Po	2
						DK	GN		SER	3I	Sp	2
307.43	332.36	24.93	CHT	VF	Intercalated banded chert and white, smei-hard mineral (same unit at 288.60m to 289.43m - wollastonite and vesuvianite?). Moderate chlorite alteration is present on joints and fractured surfaces. Fractures are hairline to 5mm with calcite or a semi-hard (~5) infill and host weak sphalerite, pyrrhotite and pyrite.							
						LT	GY	BN	CHL	3I	Py	2
						DK	GY				Sp	2
						DK	GN					
						--	WH				Po	2
332.36	333.56	1.20	-?-	FG	Same unit as 288.60m to 289.43m without the chert bands and with an increase in the honey brown mineral. The banding texture of the honey brown mineral (vesuvianite?) is indicative of replacement style mineralization while sulfides are controlled within calcite fractures; weak pyrrhotite.							
						MD	GY					
						LT	BN					
						--	WH	BN	CHL	1I	Po	2
333.56	337.30	3.74	CHT	VF	Segment of weakly sericitized, banded chert with pervasive chlorite altered fracture fills. Fair pyrrhotite and pyrite and weak sphalerite are confined to fractures.							
						LT	GY	BN	SER	2I	Py	3
						LT	GN				Sp	2
						LT	PK					
						DK	GY		CHL	3I	Po	4
						DK	GN					

From (m)	To (m)	Interval (m)	Rock Type	Grain Size	Description	Shade	Colour	Texture	Alteration	Intensity	Mineral	Conc.
337.30	339.60	2.30	CHT	VF	Zone of semimassive replacement style mineralization with strong chlorite alteration. Intense pyrite is confined to calcite fracture fills.							
						LT	GY				Po	15
						DK	GN	BN	CHL	4I	Py	10
						DK	GY					
339.60	368.00	28.40	CHT	VF	Banded and brecciated, rubbly chert. Section is weakly clay and chlorite altered with pervasive calcite fractures throughout. Fractures control weak pyrrhotite and pyrite and trace to weak chalcopyrite while few short (~5-15cm) segments of strong clay alteration contain weak disseminated pyrite. Weak chlorite alteration is exclusively in fractures and joints. -EOH-							
						LT	GY	RB	CHL	2I	Po	2
						DK	GY	BN	CLY	2I	Cp	1
						--	GN	BX			Py	2
						--	MN				Py	0.5

From (m)	To (m)	Interval (m)	Rock Type	Recovery (m)	Recovery %	Sample Number	BatchName	Batch Class	Standard	Blank	1/4 Dup	Coarse Dup
0.00	0.00	0.00	-QC-	0.00	0	K286098	12-013		K-4	☐	☐	☐
0.00	0.00	0.00	-QC-	0.00	0	K286172	12-016			☑	☐	☐
0.00	0.00	0.00	-QC-	0.00	0	K286164	12-016			☑	☐	☐
0.00	0.00	0.00	-QC-	0.00	0	K286157	12-016		K-4	☐	☐	☐
0.00	0.00	0.00	-QC-	0.00	0	K286141	12-014		K-3	☐	☐	☐
0.00	0.00	0.00	-QC-	0.00	0	K286136	12-014			☑	☐	☐
0.00	0.00	0.00	-QC-	0.00	0	K286051	12-010			☑	☐	☐
0.00	0.00	0.00	-QC-	0.00	0	K286121	12-014			☑	☐	☐
0.00	0.00	0.00	-QC-	0.00	0	K286093	12-013			☑	☐	☐
0.00	0.00	0.00	-QC-	0.00	0	K286088	12-013		K-2	☐	☐	☐
0.00	0.00	0.00	-QC-	0.00	0	K286085	12-013			☑	☐	☐
0.00	0.00	0.00	-QC-	0.00	0	K286073	12-010		K-4	☐	☐	☐
0.00	0.00	0.00	-QC-	0.00	0	K286064	12-010			☑	☐	☐
0.00	0.00	0.00	-QC-	0.00	0	K286059	12-010		K-3	☐	☐	☐
0.00	0.00	0.00	-QC-	0.00	0	K286127	12-014		K-4	☐	☐	☐
53.00	56.00	3.00	CHT	0.97	32	K286045	12-010			☐	☐	☐
56.00	59.00	3.00	CHT	1.77	59	K286046	12-010			☐	☐	☐
59.00	62.00	3.00	CHT	2.75	92	K286047	12-010			☐	☐	☐
62.00	64.06	2.06	CHT	2.06	100	K286048	12-010			☐	☐	☐
64.06	66.12	2.06	CHT	2.03	99	K286049	12-010			☐	☐	☐
66.12	68.00	1.88	FLR, CHT	1.88	100	K286050	12-010			☐	☐	☐
68.00	71.00	3.00	FLR	2.94	98	K286052	12-010			☐	☐	☐
71.00	74.00	3.00	FLR	3.00	100	K286053	12-010			☐	☐	☐
74.00	77.00	3.00	FLR	3.00	100	K286054	12-010			☐	☐	☐
74.00	77.00	3.00	FLR	3.00	100	K286055	12-010			☐	☑	☐
77.00	80.00	3.00	FLR	1.90	63	K286056	12-010			☐	☐	☐
80.00	83.00	3.00	FLR	0.55	18	K286057	12-010			☐	☐	☐

From (m)	To (m)	Interval (m)	Rock Type	Recovery (m)	Recovery %	Sample Number	BatchName	Batch Class	Standard	Blank	1/4 Dup	Coarse Dup
83.00	86.00	3.00	FLR	1.82	61	K286058	12-010			☐	☐	☐
86.00	89.00	3.00	FLR	2.51	84	K286060	12-010			☐	☐	☐
89.00	92.00	3.00	FLR	3.00	100	K286061	12-010			☐	☐	☐
92.00	95.00	3.00	FLR	3.00	100	K286062	12-010			☐	☐	☐
95.00	97.60	2.60	FLR	2.60	100	K286063	12-010			☐	☐	☐
97.60	99.00	1.40	FLR, CHT	1.26	90	K286065	12-010			☐	☐	☐
99.00	101.00	2.00	CHT	2.00	100	K286066	12-010			☐	☐	☐
101.00	104.00	3.00	CHT	2.56	85	K286067	12-010			☐	☐	☐
101.00	104.00	3.00	CHT	2.56	85	K286068	12-010			☐	☐	☑
104.00	107.00	3.00	CHT	2.97	99	K286069	12-010			☐	☐	☐
107.00	110.00	3.00	CHT	3.00	100	K286070	12-010			☐	☐	☐
110.00	113.00	3.00	CHT	3.00	100	K286071	12-010			☐	☐	☐
113.00	116.00	3.00	CHT	3.00	100	K286072	12-010			☐	☐	☐
116.00	119.00	3.00	CHT	3.00	100	K286074	12-010			☐	☐	☐
119.00	122.00	3.00	CHT	3.00	100	K286075	12-010			☐	☐	☐
122.00	125.00	3.00	CHT	3.00	100	K286076	12-010			☐	☐	☐
125.00	128.00	3.00	CHT	3.00	100	K286077	12-010			☐	☐	☐
128.00	131.00	3.00	CHT	3.00	100	K286078	12-010			☐	☐	☐
131.00	134.00	3.00	CHT	3.00	100	K286079	12-010			☐	☐	☐
134.00	137.00	3.00	CHT	3.00	100	K286080	12-010			☐	☐	☐
137.00	140.00	3.00	CHT	3.00	100	K286081	12-013			☐	☐	☐
140.00	143.00	3.00	CHT	3.00	100	K286082	12-013			☐	☐	☐
143.00	146.00	3.00	CHT	3.00	100	K286083	12-013			☐	☐	☐
146.00	149.00	3.00	CHT	2.90	97	K286084	12-013			☐	☐	☐
149.00	152.00	3.00	CHT	3.00	100	K286086	12-013			☐	☐	☐
152.00	155.00	3.00	FLR	2.95	98	K286087	12-013			☐	☐	☐
155.00	158.00	3.00	FLR	3.00	100	K286089	12-013			☐	☐	☐
158.00	161.00	3.00	FLR	2.96	99	K286090	12-013			☐	☐	☐

From (m)	To (m)	Interval (m)	Rock Type	Recovery (m)	Recovery %	Sample Number	BatchName	Batch Class	Standard	Blank	1/4 Dup	Coarse Dup
161.00	164.00	3.00	FLR	3.00	100	K286091	12-013			☐	☐	☐
164.00	167.00	3.00	FLR	2.24	75	K286092	12-013			☐	☐	☐
167.00	170.00	3.00	FLR	2.72	91	K286094	12-013			☐	☐	☐
170.00	173.00	3.00	FLR	2.69	90	K286095	12-013			☐	☐	☐
173.00	176.00	3.00	FLR	2.87	96	K286096	12-013			☐	☐	☐
176.00	177.70	1.70	FLR	1.70	100	K286097	12-013			☐	☐	☐
177.70	179.00	1.30	CHT, FLR	1.05	81	K286099	12-013			☐	☐	☐
179.00	182.00	3.00	CHT	2.87	96	K286100	12-013			☐	☐	☐
182.00	185.00	3.00	CHT	3.00	100	K286101	12-013			☐	☐	☐
185.00	188.00	3.00	CHT	3.00	100	K286102	12-013			☐	☐	☐
188.00	191.00	3.00	CHT	3.00	100	K286103	12-013			☐	☐	☐
191.00	194.00	3.00	CHT	2.36	79	K286104	12-013			☐	☐	☐
191.00	194.00	3.00	CHT	2.36	79	K286105	12-013			☐	☐	☑
194.00	197.00	3.00	CHT	3.00	100	K286106	12-013			☐	☐	☐
197.00	200.00	3.00	CHT	3.00	100	K286107	12-013			☐	☐	☐
200.00	203.00	3.00	CHT	3.00	100	K286108	12-013			☐	☐	☐
203.00	206.00	3.00	CHT	3.00	100	K286109	12-013			☐	☐	☐
206.00	209.00	3.00	CHT	3.00	100	K286110	12-013			☐	☐	☐
206.00	209.00	3.00	CHT	3.00	100	K286111	12-013			☐	☑	☐
209.00	212.00	3.00	CHT	3.00	100	K286112	12-013			☐	☐	☐
212.00	215.00	3.00	CHT	2.96	99	K286113	12-013			☐	☐	☐
215.00	218.00	3.00	CHT	3.00	100	K286114	12-013			☐	☐	☐
218.00	221.00	3.00	CHT	2.80	93	K286115	12-013			☐	☐	☐
221.00	224.00	3.00	CHT	2.73	91	K286116	12-013			☐	☐	☐
224.00	227.00	3.00	CHT	2.46	82	K286117	12-014			☐	☐	☐
227.00	230.00	3.00	CHT	2.81	94	K286118	12-014			☐	☐	☐
230.00	233.00	3.00	CHT	2.84	95	K286119	12-014			☐	☐	☐
233.00	236.00	3.00	CHT	3.00	100	K286120	12-014			☐	☐	☐

From (m)	To (m)	Interval (m)	Rock Type	Recovery (m)	Recovery %	Sample Number	BatchName	Batch Class	Standard	Blank	1/4 Dup	Coarse Dup
236.00	239.00	3.00	CHT	2.96	99	K286122	12-014			☐	☐	☐
239.00	242.00	3.00	CHT	2.98	99	K286123	12-014			☐	☐	☐
242.00	245.00	3.00	CHT	3.00	100	K286124	12-014			☐	☐	☐
245.00	248.00	3.00	CHT	3.00	100	K286125	12-014			☐	☐	☐
248.00	251.00	3.00	CHT	2.93	98	K286126	12-014			☐	☐	☐
251.00	254.00	3.00	CHT	2.90	97	K286128	12-014			☐	☐	☐
254.00	257.00	3.00	CHT	3.00	100	K286129	12-014			☐	☐	☐
257.00	260.00	3.00	CHT	3.00	100	K286130	12-014			☐	☐	☐
260.00	263.00	3.00	CHT	2.89	96	K286131	12-014			☐	☐	☐
260.00	263.00	3.00	CHT	2.89	96	K286132	12-014			☐	☐	☑
263.00	266.00	3.00	CHT	3.00	100	K286133	12-014			☐	☐	☐
266.00	269.00	3.00	CHT	3.00	100	K286134	12-014			☐	☐	☐
269.00	272.00	3.00	CHT	3.00	100	K286135	12-014			☐	☐	☐
272.00	275.00	3.00	CHT	3.00	100	K286137	12-014			☐	☐	☐
275.00	278.00	3.00	CHT	0.39	13	K286138	12-014			☐	☐	☐
278.00	281.00	3.00	CHT	3.00	100	K286139	12-014			☐	☐	☐
281.00	284.00	3.00	CHT	2.36	79	K286140	12-014			☐	☐	☐
284.00	287.00	3.00	CHT	3.00	100	K286142	12-014			☐	☐	☐
287.00	290.00	3.00	CHT	3.00	100	K286143	12-014			☐	☐	☐
290.00	293.00	3.00	CHT	2.58	86	K286144	12-014			☐	☐	☐
293.00	296.00	3.00	CHT	3.00	100	K286145	12-014			☐	☐	☐
296.00	299.00	3.00	CHT	3.00	100	K286146	12-014			☐	☐	☐
299.00	302.00	3.00	CHT	2.97	99	K286147	12-014			☐	☐	☐
299.00	302.00	3.00	CHT	2.97	99	K286148	12-014			☐	☑	☐
302.00	305.00	3.00	CHT	3.00	100	K286149	12-014			☐	☐	☐
305.00	308.00	3.00	CHT	2.75	92	K286150	12-014			☐	☐	☐
308.00	311.00	3.00	CHT	2.98	99	K286151	12-014			☐	☐	☐
311.00	314.00	3.00	CHT	3.00	100	K286152	12-014			☐	☐	☐
314.00	317.00	3.00	CHT	2.98	99	K286153	12-016			☐	☐	☐

From (m)	To (m)	Interval (m)	Rock Type	Recovery (m)	Recovery %	Sample Number	BatchName	Batch Class	Standard	Blank	1/4 Dup	Coarse Dup
317.00	320.00	3.00	CHT	3.00	100	K286154	12-016			☐	☐	☐
320.00	323.00	3.00	CHT	3.00	100	K286155	12-016			☐	☐	☐
323.00	326.00	3.00	CHT	3.00	100	K286156	12-016			☐	☐	☐
326.00	329.00	3.00	CHT	3.00	100	K286158	12-016			☐	☐	☐
329.00	332.00	3.00	CHT	3.00	100	K286159	12-016			☐	☐	☐
332.00	333.56	1.56	CHT	1.56	100	K286160	12-016			☐	☐	☐
333.56	335.43	1.87	CHT	1.87	100	K286161	12-016			☐	☐	☐
335.43	337.30	1.87	CHT	1.87	100	K286162	12-016			☐	☐	☐
337.30	339.60	2.30	CHT	2.30	100	K286163	12-016			☐	☐	☐
339.60	342.00	2.40	CHT	2.40	100	K286165	12-016			☐	☐	☐
342.00	344.00	2.00	CHT	1.95	98	K286166	12-016			☐	☐	☐
344.00	347.00	3.00	CHT	3.00	100	K286167	12-016			☐	☐	☐
344.00	347.00	3.00	CHT	3.00	100	K286168	12-016			☐	☑	☐
347.00	350.00	3.00	CHT	3.00	100	K286169	12-016			☐	☐	☐
350.00	353.00	3.00	CHT	3.00	100	K286170	12-016			☐	☐	☐
353.00	356.00	3.00	CHT	2.89	96	K286171	12-016			☐	☐	☐
356.00	359.00	3.00	CHT	2.89	96	K286173	12-016			☐	☐	☐
359.00	362.00	3.00	CHT	3.00	100	K286174	12-016			☐	☐	☐
362.00	365.00	3.00	CHT	3.00	100	K286175	12-016			☐	☐	☐
362.00	365.00	3.00	CHT	3.00	100	K286176	12-016			☐	☐	☑
365.00	368.00	3.00	CHT	3.00	100	K286177	12-016			☐	☐	☐

From (m)	To (m)	Interval (m)	Recovery (m)	Recovery %	RQD	RQD %	Reactivity	Hardness	Weathering	Comments
0.00	14.00	14.00	0	0	0.00	0	0R	--	--	Overburden
14.00	17.00	3.00	3	100	0.00	0	3R	3H	3W	
17.00	20.00	3.00	3	100	0.00	0	0R	3H	3W	
20.00	23.00	3.00	3	100	0.00	0	0R	3H	2W	
23.00	26.00	3.00	2.8	93	0.00	0	0R	3H	2W	
26.00	29.00	3.00	2.88	96	0.00	0	0R	3H	2W	
29.00	32.00	3.00	2.91	97	0.00	0	0R	3H	2W	
32.00	35.00	3.00	1.95	65	0.00	0	0R	3H	2W	
35.00	38.00	3.00	2.15	72	0.00	0	0R	3H	2W	
38.00	41.00	3.00	1.72	57	0.00	0	0R	3H	2W	
41.00	44.00	3.00	0.43	14	0.00	0	0R	--	--	
44.00	47.00	3.00	1.68	56	0.00	0	0R	--	--	
47.00	50.00	3.00	3	100	0.00	0	0R	3H	2W	
50.00	53.00	3.00	2.84	95	0.00	0	0R	3H	2W	
53.00	56.00	3.00	0.97	32	0.00	0	0R	--	--	Crumbled
56.00	59.00	3.00	1.77	59	0.93	31	0R	3H	2W	
59.00	62.00	3.00	2.75	92	1.48	49	0R	3H	2W	
62.00	65.00	3.00	3	100	0.72	24	0R	3H	2W	
65.00	68.00	3.00	2.97	99	0.40	13	0R	3H	2W	
68.00	71.00	3.00	2.94	98	0.76	25	0R	4H	2W	
71.00	74.00	3.00	3	100	0.56	19	0R	3H	2W	
74.00	77.00	3.00	3	100	0.74	25	0R	3H	2W	
77.00	80.00	3.00	1.9	63	0.00	0	0R	3H	2W	
80.00	83.00	3.00	0.55	18	0.00	0	0R	--	--	Crumbled
83.00	86.00	3.00	1.82	61	0.00	0	1R	2H	3W	
86.00	89.00	3.00	2.51	84	0.00	0	0R	2H	2W	
89.00	92.00	3.00	3	100	0.78	26	0R	2H	2W	
92.00	95.00	3.00	3	100	0.18	6	0R	3H	2W	
95.00	98.00	3.00	2.86	95	0.52	17	0R	3H	2W	

From (m)	To (m)	Interval (m)	Recovery (m)	Recovery %	RQD	RQD %	Reactivity	Hardness	Weathering	Comments
98.00	101.00	3.00	3	100	1.72	57	0R	4H	2W	
101.00	104.00	3.00	2.56	85	0.00	0	0R	3H	2W	
104.00	107.00	3.00	2.97	99	0.76	25	0R	4H	2W	
107.00	110.00	3.00	3	100	1.42	47	0R	4H	1W	
110.00	113.00	3.00	3	100	2.30	77	0R	3H	2W	
113.00	116.00	3.00	3	100	0.94	31	0R	3H	3W	
116.00	119.00	3.00	3	100	0.58	19	0R	4H	2W	
119.00	122.00	3.00	3	100	2.02	67	0R	3H	2W	
122.00	125.00	3.00	3	100	1.17	39	0R	4H	2W	
125.00	128.00	3.00	3	100	1.45	48	0R	3H	2W	
128.00	131.00	3.00	3	100	1.50	50	0R	3H	2W	
131.00	134.00	3.00	3	100	2.29	76	0R	3H	2W	
134.00	137.00	3.00	3	100	1.12	37	0R	3H	2W	
137.00	140.00	3.00	3	100	1.25	42	0R	4H	1W	
140.00	143.00	3.00	3	100	1.14	38	0R	4H	2W	
143.00	146.00	3.00	3	100	1.03	34	0R	3H	3W	
146.00	149.00	3.00	2.9	97	2.13	71	0R	3H	3W	
149.00	152.00	3.00	3	100	0.87	29	0R	3H	4W	
152.00	155.00	3.00	2.95	98	0.16	5	1R	2H	5W	
155.00	158.00	3.00	3	100	0.43	14	1R	3H	2W	
158.00	161.00	3.00	2.96	99	1.51	50	1R	3H	3W	
161.00	164.00	3.00	3	100	1.07	36	1R	2H	2W	
164.00	167.00	3.00	2.24	75	0.31	10	1R	2H	4W	
167.00	170.00	3.00	2.72	91	0.30	10	1R	3H	2W	
170.00	173.00	3.00	2.69	90	0.00	0	1R	2H	3W	Crumbled and unclear from 170.00meters to 185.00meters
173.00	176.00	3.00	2.87	96	0.52	17	1R	3H	2W	
176.00	179.00	3.00	2.75	92	0.80	27	1R	3H	2W	
179.00	182.00	3.00	2.87	96	0.00	0	0R	2H	3W	
182.00	185.00	3.00	3	100	0.98	33	0R	3H	2W	
185.00	188.00	3.00	3	100	0.15	5	0R	3H	2W	
188.00	191.00	3.00	3	100	1.64	55	0R	4H	2W	

From (m)	To (m)	Interval (m)	Recovery (m)	Recovery %	RQD	RQD %	Reactivity	Hardness	Weathering	Comments
191.00	194.00	3.00	2.36	79	0.00	0	0R	3H	2W	
194.00	197.00	3.00	3	100	2.00	67	0R	4H	1W	
197.00	200.00	3.00	3	100	2.02	67	0R	3H	2W	
200.00	203.00	3.00	3	100	1.32	44	0R	3H	2W	
203.00	206.00	3.00	3	100	0.92	31	0R	3H	2W	
206.00	209.00	3.00	3	100	2.09	70	0R	4H	2W	
209.00	212.00	3.00	3	100	1.64	55	0R	3H	2W	
212.00	215.00	3.00	2.96	99	1.05	35	0R	3H	2W	
215.00	218.00	3.00	3	100	1.52	51	0R	4H	1W	
218.00	221.00	3.00	2.8	93	0.33	11	0R	3H	2W	
221.00	224.00	3.00	2.73	91	0.13	4	0R	3H	2W	
224.00	227.00	3.00	2.46	82	0.00	0	0R	2H	2W	
227.00	230.00	3.00	2.81	94	0.00	0	0R	2H	2W	
230.00	233.00	3.00	2.84	95	0.39	13	0R	2H	2W	
233.00	236.00	3.00	3	100	0.00	0	0R	2H	2W	
236.00	239.00	3.00	2.96	99	0.28	9	0R	2H	2W	
239.00	242.00	3.00	2.98	99	0.12	4	0R	3H	2W	
242.00	245.00	3.00	3	100	0.15	5	0R	2H	2W	
245.00	248.00	3.00	3	100	0.15	5	0R	3H	2W	
248.00	251.00	3.00	2.93	98	0.13	4	1R	2H	2W	
251.00	254.00	3.00	2.9	97	0.00	0	1R	2H	3W	
254.00	257.00	3.00	3	100	0.00	0	0R	3H	3W	
257.00	260.00	3.00	3	100	0.52	17	0R	3H	2W	
260.00	263.00	3.00	2.89	96	0.00	0	0R	3H	2W	
263.00	266.00	3.00	3	100	0.00	0	0R	3H	2W	
266.00	269.00	3.00	3	100	0.00	0	1R	3H	3W	
269.00	272.00	3.00	3	100	0.00	0	1R	4H	3W	
272.00	275.00	3.00	3	100	1.06	35	1R	3H	2W	
275.00	278.00	3.00	0.39	13	0.00	0	0R	3H	2W	Extremely short recovery.
278.00	281.00	3.00	3	100	0.96	32	1R	4H	1W	
281.00	284.00	3.00	2.36	79	0.00	0	1R	2H	3W	

From (m)	To (m)	Interval (m)	Recovery (m)	Recovery %	RQD	RQD %	Reactivity	Hardness	Weathering	Comments
284.00	287.00	3.00	3	100	1.05	35	1R	3H	1W	
287.00	290.00	3.00	3	100	2.73	91	0R	3H	1W	Half strong, half no reaction.
290.00	293.00	3.00	2.58	86	0.83	28	1R	2H	3W	
293.00	296.00	3.00	3	100	0.48	16	3R	3H	3W	
296.00	299.00	3.00	3	100	1.28	43	3R	2H	3W	
299.00	302.00	3.00	2.97	99	1.57	52	1R	3H	2W	
302.00	305.00	3.00	3	100	0.49	16	0R	3H	4W	
305.00	308.00	3.00	2.75	92	1.07	36	3R	3H	4W	
308.00	311.00	3.00	2.98	99	2.05	68	0R	4H	2W	
311.00	314.00	3.00	3	100	1.94	65	1R	3H	2W	
314.00	317.00	3.00	2.98	99	2.23	74	0R	4H	2W	
317.00	320.00	3.00	3	100	2.08	69	0R	3H	3W	
320.00	323.00	3.00	3	100	2.31	77	0R	4H	1W	
323.00	326.00	3.00	3	100	2.46	82	0R	4H	1W	
326.00	329.00	3.00	3	100	2.16	72	0R	3H	1W	
329.00	332.00	3.00	3	100	1.81	60	0R	3H	1W	
332.00	335.00	3.00	3	100	1.67	56	0R	3H	1W	
335.00	338.00	3.00	3	100	1.58	53	0R	4H	2W	
338.00	341.00	3.00	3	100	1.95	65	1R	3H	3W	
341.00	344.00	3.00	2.95	98	0.64	21	1R	3H	2W	
344.00	347.00	3.00	3	100	1.13	38	1R	3H	2W	
347.00	350.00	3.00	3	100	0.25	8	0R	3H	2W	
350.00	353.00	3.00	3	100	0.00	0	0R	4H	1W	
353.00	356.00	3.00	2.89	96	0.22	7	1R	3H	3W	
356.00	359.00	3.00	2.89	96	0.21	7	1R	3H	2W	
359.00	362.00	3.00	3	100	0.83	28	0R	3H	2W	
362.00	365.00	3.00	3	100	0.55	18	0R	3H	2W	
365.00	368.00	3.00	3	100	1.13	38	0R	3H	1W	

Depth (m)	Magnetic Susceptibility	Rock Type	Comments
1	0	CAS	
2	0	CAS	
3	0	CAS	
4	0	CAS	
5	0	CAS	
6	0	CAS	
7	0	CAS	
8	0	CAS	
9	0	CAS	
10	0	CAS	
11	0	CAS	
12	0	CAS	
13	0	CAS	
14	0	CAS	
14	0	CHT	
15	2.21	CHT	
16	2.58	CHT	
17	1.54	CHT	
18	0.87	CHT	
19	1.37	CHT	
20	0.03	CHT	
21	0.92	CHT	
22	2.57	CHT	
23	0.43	CHT	
24	0.8	CHT	
25	1.06	CHT	
26	0.74	CHT	
27	0.52	CHT	
28	0.7	CHT	

Depth (m)	Magnetic Susceptibility	Unit	Comments
29	0.55	CHT	
30	0.99	CHT	
31	1.13	CHT	
32	1.88	CHT	
33	4.72	CHT	
34	0	CHT	
35	0	CHT	
36	0.48	CHT	
37	0.47	CHT	
38	0	CHT	
39	0	CHT	
40	0.45	CHT	
41	0.68	CHT	
42	0	CHT	
43	0	CHT	
44	0	CHT	
45	0.26	CHT	
46	4.09	CHT	
47	1.38	CHT	
48	0.22	CHT	
49	0	CHT	
50	0	CHT	
51	0	CHT	
52	0.71	CHT	
53	0	CHT	
54	0	CHT	
55	0	CHT	
56	0.73	CHT	
57	0.04	CHT	

Depth (m)	Magnetic Susceptibility	Rock Type	Comments
58	0.09	CHT	
59	0	CHT	
60	0.94	CHT	
61	0.2	CHT	
62	1.28	CHT	
63	0.54	CHT	
64	0.51	CHT	
65	1.62	CHT	
66	0.95	CHT	
67	0.87	FLR	
68	1.39	FLR	
69	0.48	FLR	
70	1.05	FLR	
71	0.31	FLR	
72	1.06	FLR	
73	0.1	FLR	
74	0.51	FLR	
75	0.82	FLR	
76	2.9	FLR	
77	0	FLR	Rubble from 77 meters to 84 meters
78	0	FLR	
79	0	FLR	
80	0	FLR	
81	0	FLR	
82	0	FLR	
83	0	FLR	
84	0	FLR	
85	0.31	FLR	
86	3.11	FLR	
87	0.6	FLR	
88	0.3	FLR	
89	0.32	FLR	
90	0.12	FLR	
91	2.75	FLR	
92	0.05	FLR	
93	0.4	FLR	
94	0.54	FLR	
95	0.19	FLR	
96	0.12	FLR	
97	0.47	FLR	
98	2.23	CHT	
99	1.12	CHT	
100	2.85	CHT	
101	2.12	CHT	
102	4.46	CHT	
103	2.47	CHT	
104	3.57	CHT	
105	1.76	CHT	
106	3.46	CHT	
107	7.02	CHT	
108	5.73	CHT	
109	2.02	CHT	
110	0.11	CHT	
111	0.05	CHT	
112	2.86	CHT	
113	2.21	CHT	
114	0.03	CHT	
115	4.44	CHT	
116	2.48	CHT	
117	0.75	CHT	
118	4.05	CHT	

Depth (m)	Magnetic Susceptibility	Rock Type	Comments
119	1.79	CHT	
120	1.17	CHT	
121	0.67	CHT	
122	3.06	CHT	
123	0.28	CHT	
124	0.12	CHT	
125	0.34	CHT	
126	0.44	CHT	
127	0.56	CHT	
128	2.86	CHT	
129	3.37	CHT	
130	0.11	CHT	
131	0.71	CHT	
132	3.23	CHT	
133	1.39	CHT	
134	4.69	CHT	
135	4.05	CHT	
136	3.47	CHT	
137	4.81	CHT	
138	6.83	CHT	
139	3.56	CHT	
140	1.63	CHT	
141	4.71	CHT	
142	5.59	CHT	
143	0.25	CHT	
144	0.64	CHT	
145	1.62	CHT	
146	0.72	CHT	
147	4.42	CHT	
148	5.8	CHT	
149	0.46	CHT	

Depth (m)	Magnetic Susceptibility	Unit	Comments
150	0.25	CHT	
151	0.15	FLR	
152	0.33	FLR	
153	0.01	FLR	
154	0.2	FLR	
155	2.85	FLR	
156	0.82	FLR	
157	0.89	FLR	
158	1.34	FLR	
159	1.16	FLR	
160	0.03	FLR	
161	0.04	FLR	
162	0.04	FLR	
163	0.19	FLR	
164	0.23	FLR	
165	0.49	FLR	
166	0.21	FLR	
167	0.7	FLR	
168	2.26	FLR	
169	1.12	FLR	
170	6.12	FLR	
171	3.75	FLR	
172	0	FLR	
173	3.48	FLR	
174	0.38	FLR	
178	0.15	CHT	
180	0.4	CHT	
181	0.18	CHT	
182	0.71	CHT	
183	0.88	CHT	
184	0.84	CHT	

Depth (m)	Magnetic Susceptibility	Rock Type	Comments
185	0.64	CHT	
186	0.35	CHT	
187	0.46	CHT	
188	0.48	CHT	
189	0.24	CHT	
190	0.8	CHT	
191	0.53	CHT	
192	0.16	CHT	
193	0	CHT	
194	0.45	CHT	
195	0.73	CHT	
196	0.33	CHT	
197	0.36	CHT	
198	1.05	CHT	
199	1	CHT	
200	0.49	CHT	
201	0.39	CHT	
202	0.29	CHT	
203	0.26	CHT	
204	0.62	CHT	
205	0.2	CHT	
206	0.03	CHT	
207	0.29	CHT	
208	0.49	CHT	
209	0.29	CHT	
210	0.19	CHT	
211	0.14	CHT	
212	0.15	CHT	
213	0.17	CHT	
214	0.23	CHT	
215	0.07	CHT	

Depth (m)	Magnetic Susceptibility	Unit	Comments
216	0.18	CHT	
217	0.09	CHT	
218	0.09	CHT	
219	0.12	CHT	
220	0.1	CHT	
221	0.17	CHT	
222	0.22	CHT	
223	0.12	CHT	
224	0	CHT	
225	0	CHT	
226	0	CHT	
227	0.01	CHT	
228	0.01	CHT	
229	0.13	CHT	
230	0	CHT	
231	0.13	CHT	
232	0.14	CHT	
233	0.21	CHT	
234	0.07	CHT	
235	0.15	CHT	
236	0.13	CHT	
237	0.08	CHT	
238	0.16	CHT	
239	0.09	CHT	
240	0	CHT	
241	0	CHT	
242	0	CHT	
243	0	CHT	
244	0.42	CHT	
245	0.02	CHT	
246	0.21	CHT	

Depth (m)	Magnetic Susceptibility	Rock Type	Comments
247	0.11	CHT	
248	0	CHT	Rubble from 248 meters to 253 meters.
254	0.01	CHT	
255	0.18	CHT	
256	0	CHT	
257	5.13	CHT	
258	0	CHT	
259	0.17	CHT	
260	0.03	CHT	
261	0	CHT	
262	0.18	CHT	
263	0	CHT	
264	0.02	CHT	
265	0	CHT	Rubble from 265 meters to 271 meters.
272	0.28	CHT	
273	0.46	CHT	
274	0	CHT	
275	0	CHT	
276	0	CHT	
277	0.41	CHT	
278	0	CHT	
279	3.88	CHT	
280	0.09	CHT	
281	0.24	CHT	
282	0	CHT	
283	0.19	CHT	
284	0.6	CHT	
285	0.33	CHT	
286	0.03	CHT	

Depth (m)	Magnetic Susceptibility	Unit	Comments
287	1.25	CHT	
288	0.54	CHT	
289	3.21	CHT	
290	1.08	CHT	
291	1.07	CHT	
292	0	CHT	
293	0.5	CHT	
294	7.07	CHT	
295	0.09	CHT	
296	7.38	CHT	
297	0.96	CHT	
298	1.73	CHT	
299	0.79	CHT	
300	0.82	CHT	
301	6.57	CHT	
302	1.09	CHT	
303	0.77	CHT	
304	0.48	CHT	
305	1.91	CHT	
306	0.27	CHT	
307	11.1	CHT	
308	0.06	CHT	
309	0.92	CHT	
310	0.28	CHT	
311	0.14	CHT	
312	0.38	CHT	
313	1.21	CHT	
314	1.31	CHT	
315	0.89	CHT	
316	1.02	CHT	
317	0.62	CHT	

Depth (m)	Magnetic Susceptibility	Rock Type	Comments
318	0.35	CHT	
319	1.98	CHT	
320	0.21	CHT	
321	0.56	CHT	
322	0.22	CHT	
323	2.01	CHT	
324	1.27	CHT	
325	2.83	CHT	
326	0.3	CHT	
327	0.49	CHT	
328	0.24	CHT	
329	0.25	CHT	
330	6.52	CHT	
331	0.3	CHT	
332	0.89	CHT	
333	0.3	CHT	
334	0.64	CHT	
335	0.29	CHT	
336	0.22	CHT	
337	5.7	CHT	
338	12.77	CHT	
339	7.46	CHT	
340	7.96	CHT	
341	0.01	CHT	
342	0.02	CHT	
343	2.78	CHT	
344	0.38	CHT	
345	0.16	CHT	
346	15.85	CHT	
347	0.09	CHT	
348	0	CHT	
349	0.04	CHT	
350	0.58	CHT	
351	1.32	CHT	
352	0.02	CHT	
353	0.44	CHT	
354	0.01	CHT	
355	0.03	CHT	
356	0	CHT	
357	0	CHT	
358	0	CHT	
359	0.67	CHT	
360	0.59	CHT	
361	0.02	CHT	
362	0	CHT	
363	0.21	CHT	
364	0.04	CHT	
365	0.12	CHT	
366	0.02	CHT	
367	0.15	CHT	
368	0.03	CHT	E.O.H

Hole Name	From (m)	Length (m)	Core Size	Rock Type	Weight in Air (g)	Weight in Water (g)	Density (g/cm3)	Specific Gravity	Comments
KEG-12-044									
	100.06	11.3	NQ2	CHT	597.1	368.6	2.6	2.6	Dark grey to light purple chert. With bleach fracture controled pyrrhotite and chalcopyrite.
	131.41	13.1	NQ2	CHT	672.6	409	2.5	2.6	Several hairline calcite fracture. Infills cross cutting within dark grey chert.
	162.92	8.8	NQ2	FLR	455.5	278.5	2.6	2.6	Banded chert, maroon/light grey with extensive cross cutting hairline fractures.
	188.04	13.1	NQ2	CHT	663.4	338.9	2.5	2.0	Chert- light to dark grey, maroon and green. Highly fractured with no mineralization and 1.07cm Calcite vein. Hairline Calcite fractures are pervasive thoughout.
	272.16	10	NQ2	CHT	647.1	400.4	3.2	2.6	Medium grey, very fine grained chert with hairline calcite fractures hosting weak to moderate pyrite.
	288.78	12.1	NQ2	CHT	802.7	509.6	3.3	2.7	Moderately bleached chert with a white semi-hard (~6, wollastonite) mineral and replacement style moderate pyrrhotite, weak sphalerite and a semi-hard honey brown mineral (vesuvianite?).
	317.46	10.2	NQ2	CHT	721.9	469.5	3.5	2.9	Weakly clay altered chert and wollastonite with vesuvianite (?); no visible sulphides.

Hole Name	From (m)	Length (m)	Core Size	Rock Type	Weight in Air (g)	Weight in Water (g)	Density (g/cm3)	Specific Gravity	Comments
	339.78	12.1	NQ2	CHT	802.7	509.6	3.3	2.7	Highly fractured, banded chert; fractures are moderately chlorite altered and weakly sericitized and host weak to fair pyrite and pyrrhotite.

Keg - Silver Range

Archer, Cathro & Associates (1981) Limited

Grid East	Grid North	Easting	Northing	Elevation	Depth (m)
		586666	6939808	1179.54	477

ZONE: Keg

SECTION: 10+740

HOLE: KEG-12-045

CLAIM: YD11783

Contractor: Top Rank

Drill: 1

Core Size: NQ2

Casing Depth: 6m, Out

Drilling Dates: Jun 10 - Jun 20, 2012

Geology Logged By: L. Tan

SURVEY			
Depth (m)	Azimuth	Dip	Method
0	340	-50	Compass
475	350	-50	Compass

TARGET:

SUMMARY			
From (m)	To (m)	Interval (m)	Rock Type
0	6	6	CAS
6	120.97	114.97	ICL
120.97	122.1	1.13	FLR
122.1	224.5	102.4	ICL
224.5	342.13	117.63	SSS
342.13	477	134.87	ICL

SAMPLES	
Numbers:	K284221 to K284428
Total:	209
Batch:	008, 011, 012, 015, 017, 019, 022
Certificates:	WH12138333, WH12147483, WH12147484, WH12147487, WH12150910, WH12150912, WH12152626

COMMENTS

Hole lost due to broken rods.
No downhole survey completed.

Box Log

KEG-12-045

Silver Range
Keg Zone

Archer,Cathro & Associates (1981) Limited

Box Number	From (m)	To (m)
1	6	10.56
2	10.56	15.29
3	15.29	21
4	21	26.49
5	26.49	32
6	32	37.25
7	37.25	42.96
8	42.96	48.27
9	48.27	54.06
10	54.06	59.76
11	59.76	64.56
12	64.56	69.64
13	69.64	74.84
14	74.84	80.06
15	80.06	85.14
16	85.14	90.3
17	90.3	96
18	96	101.89
19	101.89	107.61
20	107.61	113.08
21	113.08	118.43
22	118.43	123.29
23	123.29	128.92
24	128.92	134.23
25	134.23	139.59
26	139.59	145.18
27	145.18	150.76
28	150.76	156.26
29	156.26	161.79
30	161.79	167.49
31	167.49	173.05
32	173.05	178.66
33	178.66	184.23
34	184.23	189.78
35	189.78	195.53
36	195.53	201.13
37	201.13	206.64
38	206.64	212.16
39	212.16	217.58
40	217.58	223.06
41	223.06	228.51
42	228.51	234
43	234	239.46
44	239.46	245.21
45	245.21	251.07
46	251.07	256.73
47	256.73	262.51
48	262.51	268.04
49	268.04	273.54
50	273.54	279.13
51	279.13	284.59
52	284.59	290.36
53	290.36	296.17
54	296.17	301.86
55	301.86	307.55
56	307.55	313.3
57	313.3	319.02
58	319.02	324.66
59	324.66	330.38
60	330.38	336
61	336	341.63
62	341.63	346.79
63	346.79	351.37
64	351.37	357.4
65	357.4	363.1
66	363.1	368.74
67	368.74	374.13
68	374.13	379.47
69	379.47	385.01
70	385.01	390.49
71	390.49	396
72	396	401.62
73	401.62	407
74	407	412.41
75	412.41	417.82
76	417.82	423.11
77	423.11	428.91
78	428.91	434.67
79	434.67	439.85
80	439.85	445.42
81	445.42	450.94
82	450.94	456.38
83	456.38	461.87
84	461.87	467.14
85	467.14	472.61
86	472.61	477

From (m)	To (m)	Interval (m)	Rock Type	Grain Size	Description	Shade	Colour	Texture	Alteration	Intensity	Mineral	Conc.
0.00	6.00	6.00	CAS	--	Casing; no recovery							
						--	--	---	---	--	--	0
6.00	12.95	6.95	ICL	FG	Rubbly section consisting of light to dark grey, fine grained, intercalated siliceous siltstone/ calcareous siltstone. Moderate oxidation occurs along fractures. Localized sections of weakly calc-silicate altered calcareous siltstone contain blebs of sphalerite and pyrrhotite. Fractures are infilled with calcite. A 10 cm subsection of bladed calcite is also present.							
						LT	GY	RB	OXI	3I	Sp	0.5
						DK	GY		CLS	1I	Po	0.5
									SER	2I		
12.95	22.65	9.70	CSL	FG	Brecciated subsection of faulted calcareous siltstone. Gouge and slickensides are locally present, as well as a 25 cm interval of bladed calcite. A 75 cm interval is strongly oxidized. Trace, fine grained sphalerite is present in veinlets.							
						MD	GY		FEC	3I		
						MD	GN		CHL	2I		
						LT	GY	BX	OXI	2I	Sp	0.5
						LT	BF					
22.65	43.93	21.28	ICL	FG	Light to medium grey, intercalated siliceous siltstone/ calcareous siltstone with 25-35 cm intervals of light to medium green, calc-silicate altered calcareous siltstone. Oxidation and chlorite are present along fractures. Weak mineralization of fine grained pyrrhotite and sphalerite are present as disseminated grains and blebs within calc-silicate altered sections and localized joints. Joints also contain trace fine grained chalcopyrite. Siliceous siltstone contains hairline fractures and is variably bleached.							
						MD	GY		OXI	2I	Po	2
						MD	GN		BLE	2I		
						LT	GY	---	CLS	3I	Sp	2
						LT	GN		CHL	2I	Cp	0.5

From (m)	To (m)	Interval (m)	Rock Type	Grain Size	Description	Shade	Colour	Texture	Alteration	Intensity	Mineral	Conc.
43.93	64.03	20.10	ICL	FG	Intercalated calcareous siltstone/ siliceous siltstone with 20-40 cm sections of gouge. Siliceous siltstone is variably bleached and contains trace pyrrhotite and pyrite in veinlets. A 35 cm interval of calc-silicate altered calcareous siltstone contains disseminated, fine grained sphalerite. Oxidation occurs within gouge and along fractures.							
						MD	GY	---	CLS	1I	Py	0.5
						LT	GN		CLY	3I	Po	0.5
						LT	BN		OXI	2I		
						DK	GY		CHL	1I	Sp	0.5
64.03	116.25	52.22	ICL	FG	Light to dark grey, intercalated siltstone/ limestone. Siliceous siltstone is generally dark grey but is variably bleached. Fracture controlled mineralization consists of trace chalcopyrite and weak pyrrhotite and sphalerite. Oxidation and chloritization occurs along fractures. Oxidation is also locally mottled. Contacts between units are diffuse. Minor, 30 cm intervals of calc-silicate altered sitly limestone is present at 97 m and 110.20 m depth, containing moderate-strong mineralization of sphalerite, pyrrhotite and weak (1%) chalcopyrite, occurring as blebs and fine grained disseminations							
						LT	GY	---	SIL	3I	Po	3
						LT	GN		CHL	1I	Sp	2
						DK	GY		BLE	2I	Cp	0.5
									OXI	1I		
									CLS	2I		
116.25	120.97	4.72	SLT	FG	Predominantly calcareous siltstone interval with minor bands of siliceous siltstone. Unit is rubbly and oxidized with minor clay alteration. Slickensides are also present. Weak mineralization of calcareous fractures consists of fine grained pyrrhotite.							
						MD	GY	RB	CHL	3I	Po	1
						MD	GN		SER	3I		
									CLY	2I		
120.97	122.10	1.13	FLR	FG	Fault rock consisting of strongly oxidized gouge. Contacts between units are rubbly and indiscernible.							

From (m)	To (m)	Interval (m)	Rock Type	Grain Size	Description	Shade	Colour	Texture	Alteration	Intensity	Mineral	Conc.
						MD	OR	---	OXI	4I	--	0
									CLY	4I		
122.10	136.35	14.25	ICL	FG	Moderate to strongly fractured, intercalated unit with calcareous fracture infill. Fractures are randomly oriented and are weakly mineralized with sphalerite and pyrite. Moderate chlorite alteration occurs along fractures. Slickensides and an 8 cm interval of gouge are also present.							
						MD	GY					
						LT	GN	FR	CHL	3I	Sp	2
						DK	GN		OXI	3I	Py	2
136.35	162.40	26.05	ICL	FG	Variably bleached and silicified, foliated, intercalated limestone/ siltstone. Veinlets and joints are calcareous and infilled with pyrrhotite, sphalerite and trace chalcopyrite. 3 cm section of gouge is present at 159.65 m depth. Contacts between limestone and siltstone are diffuse.							
						MD	GY		SIL	2I	Sp	2
						MD	GN					
						LT	GY	FO	BLE	2I	Po	3
						DK	GY		CHL	1I	Cp	0.5
162.40	164.10	1.70	ICL	FG	Moderate to strongly mineralized, intercalated limestone/siltstone. Pyrrhotite and sphalerite are relatively abundant, occuring within mineralized veinlets and as fine grained disseminations. Chalcopyrite and pyrite are less abundant, but are also disseminated and occur as calcareous fracture infill. Mineralization is generally parallel to foliation (60° TCA).							
						MD	GN				Sp	8
						MD	GY		SIL	2I	Po	9
						LT	GY	FO	CHL	2I	Po	9
						DK	GN				Sp	8
											Cp	4
											Cp	4
											Py	1

From (m)	To (m)	Interval (m)	Rock Type	Grain Size	Description	Shade	Colour	Texture	Alteration	Intensity	Mineral	Conc.
164.10	184.38	20.28	SSS	FG	Siliceous siltstone with minor 5 - 10 cm intervals of calcareous siltstone at 165.47 m and 175.02 m depth. Siltstone is variably bleached and trace-weakly chlorite altered along joints. Fine grained pyrrhotite, sphalerite, chalcopyrite and pyrite infill calcareous veinlets and joints. Pyrrhotite and sphalerite are also locally disseminated.							
						MD	GN				Cp	1
						MD	GY		SIL	3I	Po	2
						LT	GY	FO	CHL	2I	Po	2
						LT	GN				Sp	2
						DK	GN				Py	1
						DK	GY		BLE	2I	Sp	2
184.38	213.36	28.98	ICL	FG	Intercalated limestone/ siltstone with intervals of calc-silicate alteration. Moderate mineralization consists of pyrrhotite, sphalerite, chalcopyrite and pyrite occupying calcareous veinlets. Fine grained, disseminated pyrrhotite, sphalerite and chalcopyrite are also present, but are more abundant in calc-silicate altered sections. Contacts between limestone and siltstone are diffuse.							
						MD	GY		SIL	2I	Po	6
						MD	GN				Cp	3
						LT	GY	---	CHL	2I	Po	6
						LT	GN		CLS	2I	Sp	6
						DK	GY		BLE	2I	Sp	6
						DK	GN				Cp	3
											Py	2
213.36	224.50	11.14	ICL	FG	Moderately fractured, intercalated limestone/ siltstone. Calcareous infill and weak chlorite alteration present along veinlets and fractures. Weak mineralization of pyrite, pyrrhotite and sphalerite present in veinlets and as fracture infill. Localized, medium grained arsenopyrite is locally present in veinlet at 214 m depth.							
						MD	GN	FR	CHL	2I	Py	2
						MD	GY				Sp	1
						DK	GN		SER	1I	Po	2
											As	0.5

From (m)	To (m)	Interval (m)	Rock Type	Grain Size	Description	Shade	Colour	Texture	Alteration	Intensity	Mineral	Conc.
224.50	258.59	34.09	SSS	FG	Strongly silicified, variably bleached, foliated siltstone. Fracture controlled mineralization consists of fine grained pyrrhotite, pyrite, sphalerite and chalcopyrite. Localized, disseminated and blebby pyrrhotite also present. Veinlets and fractures are primarily siliceous with lesser calcareous infill.							
						MD	GY		CHL	2I	Sp	1
						LT	GY	FO	SIL	4I	Py	2
						DK	GY		BLE	2I	Cp	0.5
											Po	3
											Po	3
											Po	3
258.59	261.10	2.51	SSS	FG	Moderate to strongly mineralized siliceous siltstone. Replacement style mineralization of fine grained pyrrhotite and sphalerite is parallel to foliation (55-65° TCA). Joints and veinlets are siliceous with localized calcareous infill. Fine grained pyrrhotite, sphalerite and trace-weak chalcopyrite present in veinlets.							
						MD	GY				Cp	1
						LT	GY		BLE	2I	Po	12
						DK	GN	FO	SIL	4I	Po	12
						DK	GY				Sp	8
261.10	263.20	2.10	SSS	FG	Same as interval 224.50 m - 228.59 m.							
						MD	GY		CHL	2I	Po	4
						LT	GY	FO	SIL	4I	Po	4
						DK	GY		BLE	2I	Py	3
											Po	4
											Cp	0.5
											Sp	2
263.20	264.02	0.82	ICL	FG	Weak to moderately chlorite altered, intercalated limestone/ siltstone with moderate to strong mineralization of pyrrhotite and sphalerite occurring as disseminated grains and as joint infill. Trace chalcopyrite also present in joints and veinlets.							
						LT	GY	---	CHL	2I	Po	9
						DK	GN				Po	9
											Sp	6
											Sp	6

From (m)	To (m)	Interval (m)	Rock Type	Grain Size	Description	Shade	Colour	Texture	Alteration	Intensity	Mineral	Conc.
											Cp	0.5
264.02	269.49	5.47	SSS	FG	Strongly silicified, variably bleached foliated siltstone. Fracture controlled mineralization consists of fine grained pyrrhotite, sphalerite and pyrite. Fractures and veinlets have siliceous infill.							
						MD	GY		BLE	2I	Py	0.5
						LT	GY	FO	SIL	4I	Sp	1
						DK	GY				Po	2
269.49	271.49	2.00	SSS	FG	Same as interval 224.50 m to 261.10 m.							
						MD	GY		BLE	2I	Cp	1
						LT	GY	FO	SIL	4I	Po	10
						DK	GY				Sp	8
						DK	GN				Po	10
271.49	279.03	7.54	SSS	FG	Same as interval 224.50 m to 258.59 m, but with less mineralization.							
						MD	GY		CHL	1I	Py	3
						LT	GY	FO	SIL	4I	Po	6
						DK	GY		BLE	2I	Sp	4
											Po	6
											Sp	4
279.03	282.40	3.37	SSS	FG	Siliceous siltstone with 10-40 cm intervals of replacement style mineralization oriented parallel to foliation (75° TCA). Calcareous fractures host drusy quartz and fine grained pyrrhotite, pyrite, and sphalerite.							
						MD	GY		CHL	1I	Sp	4
						LT	GY	FO	SIL	4I	Po	6
						LT	GN				Sp	4
						DK	GY		BLE	1I	Py	3
											Po	6
282.40	330.78	48.38	SSS	FG	Siliceous, foliated siltstone. Siliceous joints and veinlets are infilled with pyrrhotite, sphalerite and chalcopyrite, as well as less abundant calcite. Medium grained arsenopyrite present in localized veinlet at 309.60 m depth. Disseminated pyrrhotite and sphalerite are locally present in strongly mineralized 5-10 cm bands. Localized, vuggy calcite vein located at 290 m depth and is weak to moderately oxidized.							
						MD	GY	FO	SIL	4I	Cp	0.5

From (m)	To (m)	Interval (m)	Rock Type	Grain Size	Description	Shade	Colour	Texture	Alteration	Intensity	Mineral	Conc.
						DK	GY		CHL	1I	Sp	1
									OXI	1I	Po	2
											Sp	1
									BLE	1I	As	0.5
											Po	2
330.78	342.13	11.35	SSS	FG	Siliceous siltstone with weak foliations. Interval from 330.78 m to 336.27 m contains a prominent joint set oriented 40° TCA, infilled with drusy quartz and pyrrhotite. Disseminated pyrrhotite and localized pyrite, sphalerite, chalcopyrite and calcite also present within joints. Interval from 336.27 m to 342.13 m is fractured and weakly sericitized, containing pyrite, pyrrhotite and trace-weak sphalerite in fractures and joints.							
						MD	GY	FO	SIL	3I	Po	2
						MD	GN		BLE	1I	Sp	0.5
						LT	GN		SER	2I	Po	2
						DK	GY	FR	CHL	1I	Py	1
						DK	GN				Sp	0.5
											Cp	0.5
342.13	353.60	11.47	ICL	FG	Strongly mineralized, intercalated siltstone/ limestone. Slickensides, gouge and bladed calcite locally present. Moderate to strong calcareous fractures present, strongly infilled with sphalerite and lesser pyrrhotite . Joints and veinlets contain fine to medium grained pyrrhotite, sphalerite, pyrite, chalcopyrite and galena. Localized 8 cm wide vein at 345.85 m depth is calcareous and hosts coarse grained quartz with semi-massive mineralization of medium to coarse grained pyrrhotite, sphalerite and galena. Fine grained disseminations of pyrrhotite and sphalerite also occur intermittently.							
						MD	GN		SIL	2I	Ga	0.5
						MD	GY		CLY	1I	Sp	6
						LT	GN	FR	CHL	2I	Py	2
						DK	GN		BLE	1I	Sp	6
											Po	4
											Cp	1
											Po	4

From (m)	To (m)	Interval (m)	Rock Type	Grain Size	Description	Shade	Colour	Texture	Alteration	Intensity	Mineral	Conc.
353.60	374.28	20.68	ICL	FG	Intercalated siltstone/ limestone with 15-20 cm bands of intense replacement style mineralization of fine to medium grained sphalerite, pyrrhotite, chalcopyrite and galena. Replacement zones are calcareous with mineralization generally oriented parallel to foliation (50-60° TCA). Joints and veinlets are calcareous with minor quartz and mineralization of pyrrhotite, sphalerite and chalcopyrite. Contacts between siltstone and limestone units are diffuse.							
						MD	GN				Po	2
						MD	GY		SIL	3I	Cp	1
						LT	GY	FO	CHL	1I	Ga	0.5
						LT	GN		SER	1I	Cp	1
						DK	GY		BLE	2I	Cp	1
						DK	GN				Po	2
											Sp	5
											Po	2
											Sp	5
											Sp	5
374.28	378.72	4.44	SSS	FG	Variably bleached, foliated siliceous siltstone. Veinlets are dominantly siliceous with minor calcite and mineralization of fine grained pyrrhotite and lesser sphalerite. Pyrrhotite and sphalerite are also locally disseminated.							
						MD	GY		BLE	2I	Po	0.5
						LT	GY	FO	SIL	3I	Po	0.5
						DK	GY				Sp	0.5
											Sp	0.5

From (m)	To (m)	Interval (m)	Rock Type	Grain Size	Description	Shade	Colour	Texture	Alteration	Intensity	Mineral	Conc.
378.72	460.70	81.98	ICL	FG	Intercalated, variably bleached siltstone/ limestone with diffuse contacts. Interval consists primarily of siliceous siltstone. Intervals (5-25 cm) of intense mineralization present primarily as disseminated grains and blebs within calc-silicate altered sections and also as replacement style mineralization, oriented parallel to foliation (55° TCA). Galena is trace throughout the interval, but is generally localized within calc-silicate altered sections. Intervals of bleached siliceous siltstone host fine grained disseminations of pyrrhotite, chalcopyrite and sphalerite. Veinlets and joints (1-4 mm wide) host calcite and quartz with minor pyrrhotite, chalcopyrite and sphalerite. Euhedral, honey-brown, semi-hard mineral also locally present within veinlets. Localized fine to medium grained arsenopyrite present as disseminated grains near calcareous veins, occurring independently of other sulphides. Fracture controlled mineralization of pyrrhotite, occurring with chalcopyrite and minor sphalerite dominates downhole, from 433.94 m to 460.70 m depth.							
						MD	GY	---	BLE	2I	Sp	3
						MD	GN		CLS	2I	Po	2
						LT	GY	FO	SIL	3I	Sp	3
						LT	GN		SER	1I	Po	2
						DK	GY		CHL	1I	Sp	3
						DK	GN				Po	2
											Cp	1
											Ga	0.5
											Cp	1
											Cp	1
											As	0.5
460.70	477.00	16.30	ICL	FG	Moderately fractured, strongly calcareous, intercalated unit. Medium to coarse grained galena is prominent from 468 m to 472.21 m depth, appearing as 2-5 mm blebs and as fracture infill. Galena is present near intervals of bladed calcite. Slickensides are also locally present.							
						MD	GY		SER	2I	Ga	0.7
						MD	GN		BLE	1I	Po	0.4

From (m)	To (m)	Interval (m)	Rock Type	Grain Size	Description	Shade	Colour	Texture	Alteration	Intensity	Mineral	Conc.
						LT	GY	FR	CHL	2I	Ga	0.7
						DK	GY		CLY	2I	Sp	0.4
											Py	0.4
											Py	0.4

KEG-12-045

From (m)	To (m)	Interval (m)	Rock Type	Recovery (m)	Recovery %	Sample Number	BatchName	Batch Class	Standard	Blank	1/4 Dup	Coarse Dup
0.00	0.00	0.00	-QC-	0.00	0	K284331	12-015		K-1	☐	☐	☐
0.00	0.00	0.00	-QC-	0.00	0	K284420	12-022		K-4	☐	☐	☐
0.00	0.00	0.00	-QC-	0.00	0	K284415	12-022			☑	☐	☐
0.00	0.00	0.00	-QC-	0.00	0	K284406	12-019		K-1	☐	☐	☐
0.00	0.00	0.00	-QC-	0.00	0	K284400	12-019		K-3	☐	☐	☐
0.00	0.00	0.00	-QC-	0.00	0	K284389	12-019			☑	☐	☐
0.00	0.00	0.00	-QC-	0.00	0	K284378	12-019			☑	☐	☐
0.00	0.00	0.00	-QC-	0.00	0	K284371	12-017			☑	☐	☐
0.00	0.00	0.00	-QC-	0.00	0	K284365	12-017		K-1	☐	☐	☐
0.00	0.00	0.00	-QC-	0.00	0	K284227	12-008		K-4	☐	☐	☐
0.00	0.00	0.00	-QC-	0.00	0	K284354	12-017		K-3	☐	☐	☐
0.00	0.00	0.00	-QC-	0.00	0	K284323	12-015			☑	☐	☐
0.00	0.00	0.00	-QC-	0.00	0	K284310	12-015		K-2	☐	☐	☐
0.00	0.00	0.00	-QC-	0.00	0	K284305	12-015			☑	☐	☐
0.00	0.00	0.00	-QC-	0.00	0	K284299	12-012			☑	☐	☐
0.00	0.00	0.00	-QC-	0.00	0	K284293	12-012		K-2	☐	☐	☐
0.00	0.00	0.00	-QC-	0.00	0	K284277	12-012			☑	☐	☐
0.00	0.00	0.00	-QC-	0.00	0	K284271	12-012		K-3	☐	☐	☐
0.00	0.00	0.00	-QC-	0.00	0	K284263	12-011		K-4	☐	☐	☐
0.00	0.00	0.00	-QC-	0.00	0	K284258	12-011			☑	☐	☐
0.00	0.00	0.00	-QC-	0.00	0	K284251	12-011			☑	☐	☐
0.00	0.00	0.00	-QC-	0.00	0	K284234	12-011		K-3	☐	☐	☐
0.00	0.00	0.00	-QC-	0.00	0	K284359	12-017			☑	☐	☐
6.00	9.00	3.00	CAS, ICL	3.00	100	K284221	12-008			☐	☐	☐
6.00	9.00	3.00	CAS, ICL	3.00	100	K284222	12-008			☐	☐	☑
9.00	12.00	3.00	ICL	3.00	100	K284223	12-008			☐	☐	☐

From (m)	To (m)	Interval (m)	Rock Type	Recovery (m)	Recovery %	Sample Number	BatchName	Batch Class	Standard	Blank	1/4 Dup	Coarse Dup
12.00	15.00	3.00	ICL	3.00	100	K284224	12-008			☐	☐	☐
15.00	18.00	3.00	ICL	2.93	98	K284225	12-008			☐	☐	☐
18.00	21.00	3.00	ICL	3.00	100	K284226	12-008			☐	☐	☐
21.00	24.00	3.00	ICL	2.90	97	K284228	12-008			☐	☐	☐
24.00	27.00	3.00	ICL	2.97	99	K284229	12-008			☐	☐	☐
27.00	30.00	3.00	ICL	3.00	100	K284230	12-008			☐	☐	☐
30.00	33.00	3.00	ICL	2.92	97	K284231	12-011			☐	☐	☐
33.00	36.00	3.00	ICL	2.89	96	K284232	12-011			☐	☐	☐
36.00	39.00	3.00	ICL	2.60	87	K284233	12-011			☐	☐	☐
39.00	42.00	3.00	ICL	3.00	100	K284235	12-011			☐	☐	☐
42.00	45.00	3.00	ICL	3.00	100	K284236	12-011			☐	☐	☐
45.00	48.00	3.00	ICL	3.00	100	K284237	12-011			☐	☐	☐
48.00	51.00	3.00	ICL	3.00	100	K284238	12-011			☐	☐	☐
48.00	51.00	3.00	ICL	3.00	100	K284239	12-011			☐	☑	☐
51.00	54.00	3.00	ICL	2.36	79	K284240	12-011			☐	☐	☐
54.00	57.00	3.00	ICL	2.63	88	K284241	12-011			☐	☐	☐
57.00	60.00	3.00	ICL	3.00	100	K284242	12-011			☐	☐	☐
60.00	63.00	3.00	ICL	3.00	100	K284243	12-011			☐	☐	☐
63.00	66.00	3.00	ICL	3.00	100	K284244	12-011			☐	☐	☐
63.00	66.00	3.00	ICL	3.00	100	K284413	12-011			☐	☐	☑
66.00	69.00	3.00	ICL	2.86	95	K284245	12-011			☐	☐	☐
69.00	72.00	3.00	ICL	3.00	100	K284246	12-011			☐	☐	☐
72.00	75.00	3.00	ICL	2.92	97	K284247	12-011			☐	☐	☐
75.00	78.00	3.00	ICL	3.00	100	K284248	12-011			☐	☐	☐
78.00	81.00	3.00	ICL	3.00	100	K284249	12-011			☐	☐	☐
81.00	84.00	3.00	ICL	3.00	100	K284250	12-011			☐	☐	☐
84.00	87.00	3.00	ICL	3.00	100	K284252	12-011			☐	☐	☐
87.00	90.00	3.00	ICL	2.98	99	K284253	12-011			☐	☐	☐
90.00	93.00	3.00	ICL	2.98	99	K284254	12-011			☐	☐	☐

From (m)	To (m)	Interval (m)	Rock Type	Recovery (m)	Recovery %	Sample Number	BatchName	Batch Class	Standard	Blank	1/4 Dup	Coarse Dup
93.00	96.00	3.00	ICL	2.94	98	K284255	12-011			☐	☐	☐
96.00	99.00	3.00	ICL	3.00	100	K284256	12-011			☐	☐	☐
99.00	102.00	3.00	ICL	2.89	96	K284257	12-011			☐	☐	☐
102.00	105.00	3.00	ICL	3.00	100	K284259	12-011			☐	☐	☐
105.00	108.00	3.00	ICL	2.89	96	K284260	12-011			☐	☐	☐
108.00	111.00	3.00	ICL	3.00	100	K284261	12-011			☐	☐	☐
111.00	114.00	3.00	ICL	3.00	100	K284262	12-011			☐	☐	☐
114.00	117.00	3.00	ICL	2.96	99	K284264	12-011			☐	☐	☐
117.00	120.00	3.00	ICL	3.00	100	K284265	12-011			☐	☐	☐
120.00	120.95	0.95	ICL	0.88	93	K284266	12-012			☐	☐	☐
120.95	122.10	1.15	ICL	1.15	100	K284267	12-012			☐	☐	☐
122.10	124.05	1.95	ICL, FLR	1.93	99	K284268	12-012			☐	☐	☐
124.05	126.00	1.95	ICL	1.87	96	K284269	12-012			☐	☐	☐
126.00	129.00	3.00	ICL	2.98	99	K284270	12-012			☐	☐	☐
129.00	132.00	3.00	ICL	3.00	100	K284272	12-012			☐	☐	☐
132.00	135.00	3.00	ICL	3.00	100	K284273	12-012			☐	☐	☐
135.00	138.00	3.00	ICL	3.00	100	K284274	12-012			☐	☐	☐
138.00	141.00	3.00	ICL	3.00	100	K284275	12-012			☐	☐	☐
141.00	144.00	3.00	ICL	3.00	100	K284276	12-012			☐	☐	☐
144.00	147.00	3.00	ICL	3.00	100	K284278	12-012			☐	☐	☐
147.00	150.00	3.00	ICL	2.94	98	K284279	12-012			☐	☐	☐
150.00	153.00	3.00	ICL	2.98	99	K284280	12-012			☐	☐	☐
153.00	156.00	3.00	ICL	3.00	100	K284281	12-012			☐	☐	☐
156.00	159.00	3.00	ICL	3.00	100	K284282	12-012			☐	☐	☐
156.00	159.00	3.00	ICL	3.00	100	K284283	12-012			☐	☑	☐
159.00	160.50	1.50	ICL	1.50	100	K284284	12-012			☐	☐	☐
160.50	162.40	1.90	ICL	1.90	100	K284285	12-012			☐	☐	☐
162.40	164.00	1.60	ICL	1.60	100	K284286	12-012			☐	☐	☐

From (m)	To (m)	Interval (m)	Rock Type	Recovery (m)	Recovery %	Sample Number	BatchName	Batch Class	Standard	Blank	1/4 Dup	Coarse Dup
164.00	165.00	1.00	ICL	1.00	100	K284287	12-012			☐	☐	☐
165.00	168.00	3.00	ICL	3.00	100	K284288	12-012			☐	☐	☐
165.00	168.00	3.00	ICL	3.00	100	K284289	12-012			☐	☐	☑
168.00	171.00	3.00	ICL	3.00	100	K284290	12-012			☐	☐	☐
171.00	174.00	3.00	ICL	3.00	100	K284291	12-012			☐	☐	☐
174.00	177.00	3.00	ICL	2.96	99	K284292	12-012			☐	☐	☐
177.00	180.00	3.00	ICL	2.90	97	K284294	12-012			☐	☐	☐
180.00	183.00	3.00	ICL	3.00	100	K284295	12-012			☐	☐	☐
183.00	184.38	1.38	ICL	1.35	98	K284296	12-012			☐	☐	☐
184.38	186.00	1.62	ICL	1.61	99	K284297	12-012			☐	☐	☐
186.00	189.00	3.00	ICL	3.00	100	K284298	12-012			☐	☐	☐
189.00	192.00	3.00	ICL	2.76	92	K284300	12-012			☐	☐	☐
192.00	195.00	3.00	ICL	2.98	99	K284301	12-012			☐	☐	☐
195.00	198.00	3.00	ICL	3.00	100	K284302	12-015			☐	☐	☐
198.00	201.00	3.00	ICL	2.83	94	K284303	12-015			☐	☐	☐
201.00	204.00	3.00	ICL	3.00	100	K284304	12-015			☐	☐	☐
204.00	207.00	3.00	ICL	3.00	100	K284306	12-015			☐	☐	☐
207.00	210.00	3.00	ICL	2.99	100	K284307	12-015			☐	☐	☐
210.00	213.00	3.00	ICL	2.92	97	K284308	12-015			☐	☐	☐
213.00	216.00	3.00	ICL	3.00	100	K284309	12-015			☐	☐	☐
216.00	219.00	3.00	ICL	3.00	100	K284311	12-015			☐	☐	☐
219.00	222.00	3.00	ICL	3.00	100	K284312	12-015			☐	☐	☐
222.00	224.50	2.50	ICL	2.50	100	K284313	12-015			☐	☐	☐
224.50	226.50	2.00	ICL, SSS	1.90	95	K284314	12-015			☐	☐	☐
226.50	228.00	1.50	SSS	1.40	93	K284315	12-015			☐	☐	☐
228.00	231.00	3.00	SSS	3.00	100	K284316	12-015			☐	☐	☐
228.00	231.00	3.00	SSS	3.00	100	K284317	12-015			☐	☑	☐
231.00	234.00	3.00	SSS	3.00	100	K284318	12-015			☐	☐	☐

From (m)	To (m)	Interval (m)	Rock Type	Recovery (m)	Recovery %	Sample Number	BatchName	Batch Class	Standard	Blank	1/4 Dup	Coarse Dup
234.00	237.00	3.00	SSS	3.00	100	K284319	12-015			☐	☐	☐
237.00	240.00	3.00	SSS	2.95	98	K284320	12-015			☐	☐	☐
240.00	243.00	3.00	SSS	2.95	98	K284321	12-015			☐	☐	☐
243.00	246.00	3.00	SSS	3.00	100	K284322	12-015			☐	☐	☐
246.00	249.00	3.00	SSS	2.85	95	K284324	12-015			☐	☐	☐
249.00	252.00	3.00	SSS	3.00	100	K284325	12-015			☐	☐	☐
252.00	255.00	3.00	SSS	3.00	100	K284326	12-015			☐	☐	☐
255.00	256.50	1.50	SSS	1.50	100	K284327	12-015			☐	☐	☐
256.50	258.59	2.09	SSS	2.09	100	K284328	12-015			☐	☐	☐
258.59	261.00	2.41	SSS	1.40	58	K284329	12-015			☐	☐	☐
261.00	264.00	3.00	SSS	3.00	100	K284330	12-015			☐	☐	☐
264.00	267.00	3.00	SSS	2.98	99	K284332	12-015			☐	☐	☐
267.00	270.00	3.00	SSS	3.00	100	K284333	12-015			☐	☐	☐
270.00	273.00	3.00	SSS	3.00	100	K284334	12-015			☐	☐	☐
273.00	276.00	3.00	SSS	2.98	99	K284335	12-015			☐	☐	☐
276.00	279.00	3.00	SSS	3.00	100	K284336	12-015			☐	☐	☐
276.00	279.00	3.00	SSS	3.00	100	K284337	12-015			☐	☐	☑
279.00	282.00	3.00	SSS	3.00	100	K284338	12-017			☐	☐	☐
282.00	285.00	3.00	SSS	3.00	100	K284339	12-017			☐	☐	☐
285.00	288.00	3.00	SSS	2.96	99	K284340	12-017			☐	☐	☐
288.00	291.00	3.00	SSS	2.61	87	K284341	12-017			☐	☐	☐
291.00	294.00	3.00	SSS	2.93	98	K284342	12-017			☐	☐	☐
294.00	297.00	3.00	SSS	2.90	97	K284343	12-017			☐	☐	☐
294.00	297.00	3.00	SSS	2.90	97	K284344	12-017			☐	☑	☐
297.00	300.00	3.00	SSS	3.00	100	K284345	12-017			☐	☐	☐
300.00	303.00	3.00	SSS	2.99	100	K284346	12-017			☐	☐	☐
303.00	306.00	3.00	SSS	2.89	96	K284347	12-017			☐	☐	☐
306.00	309.00	3.00	SSS	2.99	100	K284348	12-017			☐	☐	☐
306.00	309.00	3.00	SSS	2.99	100	K284349	12-017			☐	☐	☑

From (m)	To (m)	Interval (m)	Rock Type	Recovery (m)	Recovery %	Sample Number	BatchName	Batch Class	Standard	Blank	1/4 Dup	Coarse Dup
309.00	312.00	3.00	SSS	2.93	98	K284350	12-017			☐	☐	☐
312.00	315.00	3.00	SSS	2.96	99	K284351	12-017			☐	☐	☐
315.00	318.00	3.00	SSS	2.98	99	K284352	12-017			☐	☐	☐
318.00	321.00	3.00	SSS	3.00	100	K284353	12-017			☐	☐	☐
321.00	324.00	3.00	SSS	3.00	100	K284355	12-017			☐	☐	☐
324.00	327.00	3.00	SSS	3.00	100	K284356	12-017			☐	☐	☐
327.00	330.00	3.00	SSS	3.00	100	K284357	12-017			☐	☐	☐
330.00	333.00	3.00	SSS	3.00	100	K284358	12-017			☐	☐	☐
333.00	336.00	3.00	SSS	2.98	99	K284360	12-017			☐	☐	☐
336.00	339.00	3.00	SSS	3.00	100	K284361	12-017			☐	☐	☐
339.00	342.00	3.00	SSS	2.70	90	K284362	12-017			☐	☐	☐
342.00	345.00	3.00	SSS	3.00	100	K284363	12-017			☐	☐	☐
345.00	348.00	3.00	ICL	2.97	99	K284364	12-017			☐	☐	☐
348.00	351.00	3.00	ICL	3.00	100	K284366	12-017			☐	☐	☐
351.00	353.60	2.60	ICL	2.25	87	K284367	12-017			☐	☐	☐
353.60	355.18	1.58	ICL	1.41	89	K284368	12-017			☐	☐	☐
355.18	357.00	1.82	ICL	1.79	98	K284369	12-017			☐	☐	☐
357.00	360.00	3.00	ICL	3.00	100	K284370	12-017			☐	☐	☐
360.00	363.00	3.00	ICL	2.93	98	K284372	12-017			☐	☐	☐
363.00	366.00	3.00	ICL	3.00	100	K284373	12-017			☐	☐	☐
366.00	369.00	3.00	ICL	2.96	99	K284374	12-019			☐	☐	☐
369.00	372.00	3.00	ICL	3.00	100	K284375	12-019			☐	☐	☐
372.00	374.28	2.28	ICL	2.26	99	K284376	12-019			☐	☐	☐
374.28	376.50	2.22	ICL	1.81	82	K284377	12-019			☐	☐	☐
376.50	378.72	2.22	ICL	1.90	86	K284379	12-019			☐	☐	☐
378.72	381.00	2.28	ICL	2.25	99	K284380	12-019			☐	☐	☐
381.00	384.00	3.00	ICL	3.00	100	K284381	12-019			☐	☐	☐
384.00	387.00	3.00	ICL	3.00	100	K284382	12-019			☐	☐	☐
387.00	390.00	3.00	ICL	2.87	96	K284383	12-019			☐	☐	☐

From (m)	To (m)	Interval (m)	Rock Type	Recovery (m)	Recovery %	Sample Number	BatchName	Batch Class	Standard	Blank	1/4 Dup	Coarse Dup
387.00	390.00	3.00	ICL	2.87	96	K284384	12-019			☐	☑	☐
390.00	393.00	3.00	ICL	3.00	100	K284385	12-019			☐	☐	☐
393.00	396.00	3.00	ICL	3.00	100	K284386	12-019			☐	☐	☐
396.00	399.00	3.00	ICL	2.71	90	K284387	12-019			☐	☐	☐
399.00	402.00	3.00	ICL	3.00	100	K284388	12-019			☐	☐	☐
402.00	405.00	3.00	ICL	2.95	98	K284390	12-019			☐	☐	☐
405.00	408.00	3.00	ICL	3.00	100	K284391	12-019			☐	☐	☐
408.00	411.00	3.00	ICL	2.93	98	K284392	12-019			☐	☐	☐
411.00	414.00	3.00	ICL	3.00	100	K284393	12-019			☐	☐	☐
411.00	414.00	3.00	ICL	3.00	100	K284394	12-019			☐	☐	☑
414.00	417.00	3.00	ICL	2.98	99	K284395	12-019			☐	☐	☐
417.00	420.00	3.00	ICL	2.96	99	K284396	12-019			☐	☐	☐
420.00	423.00	3.00	ICL	3.00	100	K284397	12-019			☐	☐	☐
423.00	426.00	3.00	ICL	2.92	97	K284398	12-019			☐	☐	☐
426.00	429.00	3.00	ICL	3.00	100	K284399	12-019			☐	☐	☐
429.00	432.00	3.00	ICL	2.94	98	K284401	12-019			☐	☐	☐
432.00	433.50	1.50	ICL	1.43	95	K284402	12-019			☐	☐	☐
433.50	435.00	1.50	ICL	1.43	95	K284403	12-019			☐	☐	☐
435.00	438.00	3.00	ICL	3.00	100	K284404	12-019			☐	☐	☐
438.00	441.00	3.00	ICL	3.00	100	K284405	12-019			☐	☐	☐
441.00	442.50	1.50	ICL	1.45	97	K284407	12-019			☐	☐	☐
442.50	444.00	1.50	ICL	1.45	97	K284408	12-019			☐	☐	☐
444.00	447.00	3.00	ICL	3.00	100	K284409	12-019			☐	☐	☐
447.00	450.00	3.00	ICL	2.93	98	K284410	12-022			☐	☐	☐
450.00	453.00	3.00	ICL	2.95	98	K284411	12-022			☐	☐	☐
453.00	456.00	3.00	ICL	2.75	92	K284412	12-022			☐	☐	☐
456.00	459.00	3.00	ICL	2.99	100	K284414	12-022			☐	☐	☐
459.00	460.50	1.50	ICL	1.42	95	K284416	12-022			☐	☐	☐
460.50	462.00	1.50	ICL	1.42	95	K284417	12-022			☐	☐	☐

From (m)	To (m)	Interval (m)	Rock Type	Recovery (m)	Recovery %	Sample Number	BatchName	Batch Class	Standard	Blank	1/4 Dup	Coarse Dup
462.00	465.00	3.00	ICL	2.80	93	K284418	12-022			☐	☐	☐
465.00	466.50	1.50	ICL	1.43	95	K284419	12-022			☐	☐	☐
466.50	468.00	1.50	ICL	1.43	95	K284421	12-022			☐	☐	☐
468.00	469.50	1.50	ICL	1.42	95	K284422	12-022			☐	☐	☐
469.50	471.00	1.50	ICL	1.42	95	K284423	12-022			☐	☐	☐
471.00	472.50	1.50	ICL	1.42	95	K284424	12-022			☐	☐	☐
471.00	472.50	1.50	ICL	1.42	95	K284425	12-022			☐	☐	☑
472.50	474.00	1.50	ICL	1.41	94	K284426	12-022			☐	☐	☐
474.00	475.50	1.50	ICL	1.31	87	K284427	12-022			☐	☐	☐
475.50	477.00	1.50	ICL	1.31	87	K284428	12-022			☐	☐	☐

From (m)	To (m)	Interval (m)	Recovery (m)	Recovery %	RQD	RQD %	Reactivity	Hardness	Weathering	Comments
0.00	6.00	6.00	0	0	0.00	0	0R	--	--	casing, no recovery
6.00	9.00	3.00	3	100	0.27	9	3R	2H	4W	
9.00	12.00	3.00	3	100	0.00	0	3R	2H	4W	
12.00	15.00	3.00	3	100	0.54	18	3R	2H	4W	
15.00	18.00	3.00	2.93	98	0.38	13	3R	1H	4W	
18.00	21.00	3.00	3	100	0.54	18	3R	2H	4W	
21.00	24.00	3.00	2.9	97	1.05	35	3R	2H	5W	
24.00	27.00	3.00	2.97	99	0.50	17	3R	3H	3W	
27.00	30.00	3.00	3	100	1.09	36	1R	2H	3W	
30.00	33.00	3.00	2.92	97	0.66	22	3R	3H	3W	
33.00	36.00	3.00	2.89	96	0.92	31	3R	2H	4W	
36.00	39.00	3.00	2.6	87	0.46	15	1R	3H	5W	
39.00	42.00	3.00	3	100	0.44	15	1R	2H	3W	
42.00	45.00	3.00	3	100	1.10	37	3R	3H	4W	
45.00	48.00	3.00	3	100	0.66	22	1R	2H	4W	
48.00	51.00	3.00	3	100	0.97	32	3R	2H	4W	
51.00	54.00	3.00	2.36	79	0.00	0	1R	2H	5W	
54.00	57.00	3.00	2.63	88	0.11	4	3R	3H	5W	
57.00	60.00	3.00	3	100	0.21	7	3R	3H	3W	
60.00	63.00	3.00	3	100	0.00	0	1R	2H	5W	
63.00	66.00	3.00	3	100	0.00	0	1R	2H	5W	
66.00	69.00	3.00	2.86	95	1.67	56	3R	4H	3W	
69.00	72.00	3.00	3	100	1.53	51	3R	3H	3W	
72.00	75.00	3.00	2.92	97	1.62	54	3R	3H	3W	
75.00	78.00	3.00	3	100	1.41	47	3R	2H	3W	
78.00	81.00	3.00	3	100	1.59	53	3R	2H	3W	
81.00	84.00	3.00	3	100	2.42	81	3R	3H	3W	
84.00	87.00	3.00	3	100	1.49	50	3R	4H	3W	
87.00	90.00	3.00	2.98	99	1.63	54	3R	4H	3W	

From (m)	To (m)	Interval (m)	Recovery (m)	Recovery %	RQD	RQD %	Reactivity	Hardness	Weathering	Comments
90.00	93.00	3.00	2.98	99	2.24	75	3R	4H	3W	
93.00	96.00	3.00	2.94	98	2.30	77	1R	3H	2W	
96.00	99.00	3.00	3	100	2.43	81	3R	3H	2W	
99.00	102.00	3.00	2.89	96	1.36	45	1R	4H	2W	
102.00	105.00	3.00	3	100	2.01	67	3R	2H	2W	
105.00	108.00	3.00	2.89	96	1.43	48	3R	3H	2W	
108.00	111.00	3.00	3	100	1.53	51	3R	2H	2W	
111.00	114.00	3.00	3	100	1.85	62	3R	3H	2W	
114.00	117.00	3.00	2.96	99	1.31	44	3R	4H	2W	
117.00	120.00	3.00	3	100	0.26	9	3R	3H	3W	
120.00	123.00	3.00	3	100	0.78	26	3R	2H	5W	
123.00	126.00	3.00	2.93	98	2.26	75	3R	3H	2W	
126.00	129.00	3.00	2.98	99	1.97	66	3R	2H	2W	
129.00	132.00	3.00	3	100	1.77	59	3R	3H	4W	
132.00	135.00	3.00	3	100	0.97	32	3R	2H	4W	
135.00	138.00	3.00	3	100	1.29	43	3R	3H	3W	
138.00	141.00	3.00	3	100	2.17	72	3R	3H	2W	
141.00	144.00	3.00	3	100	1.45	48	1R	2H	2W	
144.00	147.00	3.00	3	100	1.60	53	3R	3H	2W	
147.00	150.00	3.00	2.94	98	1.83	61	3R	4H	3W	
150.00	153.00	3.00	2.98	99	1.89	63	3R	2H	2W	
153.00	156.00	3.00	3	100	1.12	37	3R	2H	2W	
156.00	159.00	3.00	3	100	1.69	56	1R	4H	2W	
159.00	162.00	3.00	3	100	1.99	66	3R	4H	3W	
162.00	165.00	3.00	3	100	1.80	60	1R	4H	2W	
165.00	168.00	3.00	3	100	1.90	63	1R	4H	2W	
168.00	171.00	3.00	3	100	2.19	73	1R	2H	2W	
171.00	174.00	3.00	3	100	2.08	69	1R	4H	2W	
174.00	177.00	3.00	2.96	99	1.78	59	1R	3H	2W	
177.00	180.00	3.00	2.9	97	1.87	62	1R	4H	3W	
180.00	183.00	3.00	3	100	1.62	54	3R	4H	3W	

From (m)	To (m)	Interval (m)	Recovery (m)	Recovery %	RQD	RQD %	Reactivity	Hardness	Weathering	Comments
183.00	186.00	3.00	3	100	1.43	48	3R	3H	4W	
186.00	189.00	3.00	3	100	1.39	46	3R	4H	2W	
189.00	192.00	3.00	2.76	92	1.77	59	3R	4H	3W	
192.00	195.00	3.00	2.98	99	1.76	59	1R	4H	2W	
195.00	198.00	3.00	3	100	1.44	48	1R	2H	3W	
198.00	201.00	3.00	2.83	94	1.30	43	1R	2H	3W	
201.00	204.00	3.00	3	100	1.31	44	3R	2H	3W	
204.00	207.00	3.00	3	100	1.80	60	3R	3H	2W	
207.00	210.00	3.00	2.99	100	1.88	63	3R	2H	2W	
210.00	213.00	3.00	2.92	97	1.04	35	3R	2H	2W	
213.00	216.00	3.00	3	100	1.64	55	3R	2H	2W	
216.00	219.00	3.00	3	100	1.70	57	3R	4H	3W	
219.00	222.00	3.00	3	100	1.99	66	1R	2H	2W	
222.00	225.00	3.00	3	100	1.32	44	3R	2H	1W	
225.00	228.00	3.00	2.98	99	1.42	47	1R	2H	2W	
228.00	231.00	3.00	3	100	1.91	64	1R	2H	3W	
231.00	234.00	3.00	3	100	1.90	63	1R	3H	2W	
234.00	237.00	3.00	3	100	1.97	66	1R	2H	2W	
237.00	240.00	3.00	2.95	98	1.74	58	0R	2H	2W	
240.00	243.00	3.00	2.95	98	2.00	67	1R	2H	2W	
243.00	246.00	3.00	3	100	1.86	62	3R	2H	3W	
246.00	249.00	3.00	2.85	95	1.83	61	1R	2H	2W	
249.00	252.00	3.00	3	100	1.94	65	1R	2H	2W	
252.00	255.00	3.00	3	100	2.51	84	0R	2H	1W	
255.00	258.00	3.00	3	100	1.99	66	1R	2H	2W	
258.00	261.00	3.00	2.98	99	2.55	85	1R	2H	2W	
261.00	264.00	3.00	3	100	2.19	73	1R	2H	2W	
264.00	267.00	3.00	2.98	99	2.58	86	0R	2H	2W	
267.00	270.00	3.00	3	100	2.74	91	1R	3H	2W	
270.00	273.00	3.00	3	100	2.61	87	1R	2H	2W	
273.00	276.00	3.00	2.98	99	1.98	66	1R	2H	2W	

From (m)	To (m)	Interval (m)	Recovery (m)	Recovery %	RQD	RQD %	Reactivity	Hardness	Weathering	Comments
276.00	279.00	3.00	3	100	2.16	72	1R	3H	2W	
279.00	282.00	3.00	3	100	2.82	94	1R	2H	2W	
282.00	285.00	3.00	3	100	2.12	71	1R	2H	2W	
285.00	288.00	3.00	2.96	99	2.41	80	1R	1H	2W	
288.00	291.00	3.00	2.61	87	1.87	62	3R	1H	2W	
291.00	294.00	3.00	2.93	98	1.83	61	1R	2H	2W	
294.00	297.00	3.00	2.9	97	2.46	82	1R	3H	2W	
297.00	300.00	3.00	3	100	2.61	87	1R	3H	1W	
300.00	303.00	3.00	2.99	100	2.39	80	3R	3H	2W	
303.00	306.00	3.00	2.89	96	1.97	66	1R	3H	2W	
306.00	309.00	3.00	2.99	100	2.17	72	1R	2H	2W	
309.00	312.00	3.00	3	100	2.63	88	3R	2H	2W	
312.00	315.00	3.00	2.93	98	1.79	60	1R	4H	2W	
315.00	318.00	3.00	2.96	99	1.76	59	1R	2H	2W	
318.00	321.00	3.00	2.98	99	2.13	71	1R	3H	2W	
321.00	324.00	3.00	3	100	2.23	74	0R	2H	2W	
324.00	327.00	3.00	3	100	2.26	75	1R	2H	2W	
327.00	330.00	3.00	3	100	2.08	69	1R	3H	2W	
330.00	333.00	3.00	3	100	1.87	62	1R	2H	2W	
333.00	336.00	3.00	2.98	99	2.18	73	1R	2H	2W	
336.00	339.00	3.00	3	100	0.58	19	3R	1H	2W	
339.00	342.00	3.00	2.7	90	2.11	70	1R	2H	2W	
342.00	345.00	3.00	3	100	1.83	61	3R	3H	2W	
345.00	348.00	3.00	2.97	99	1.85	62	3R	3H	3W	
348.00	351.00	3.00	3	100	0.72	24	3R	4H	4W	
351.00	354.00	3.00	2.6	87	1.01	34	3R	1H	2W	
354.00	357.00	3.00	2.95	98	2.10	70	3R	2H	2W	
357.00	360.00	3.00	3	100	2.48	83	3R	2H	2W	
360.00	363.00	3.00	2.93	98	2.20	73	3R	2H	1W	
363.00	366.00	3.00	3	100	2.02	67	3R	2H	1W	
366.00	369.00	3.00	2.96	99	2.28	76	3R	2H	2W	

From (m)	To (m)	Interval (m)	Recovery (m)	Recovery %	RQD	RQD %	Reactivity	Hardness	Weathering	Comments
369.00	372.00	3.00	3	100	1.18	39	3R	1H	2W	
372.00	375.00	3.00	2.97	99	1.57	52	3R	2H	1W	
375.00	378.00	3.00	3	100	1.58	53	0R	2H	2W	
378.00	381.00	3.00	2.96	99	2.38	79	3R	2H	2W	
381.00	384.00	3.00	3	100	1.73	58	3R	2H	2W	
384.00	387.00	3.00	3	100	2.22	74	0R	2H	2W	
387.00	390.00	3.00	2.87	96	1.61	54	3R	4H	3W	
390.00	393.00	3.00	3	100	2.13	71	0R	4H	1W	
393.00	396.00	3.00	3	100	1.38	46	1R	3H	2W	
396.00	399.00	3.00	2.71	90	2.53	84	1R	2H	1W	
399.00	402.00	3.00	3	100	1.27	42	1R	2H	1W	
402.00	405.00	3.00	2.95	98	1.52	51	3R	4H	1W	
405.00	408.00	3.00	3	100	2.22	74	1R	4H	2W	
408.00	411.00	3.00	2.93	98	2.00	67	1R	4H	2W	
411.00	414.00	3.00	3	100	2.65	88	1R	4H	2W	
414.00	417.00	3.00	2.98	99	2.76	92	1R	3H	1W	
417.00	420.00	3.00	2.96	99	2.06	69	1R	4H	2W	
420.00	423.00	3.00	3	100	1.81	60	1R	4H	2W	
423.00	426.00	3.00	2.92	97	2.07	69	3R	4H	2W	
426.00	429.00	3.00	3	100	2.42	81	1R	4H	1W	
429.00	432.00	3.00	2.94	98	2.27	76	1R	4H	1W	
432.00	435.00	3.00	2.86	95	2.24	75	0R	4H	1W	
435.00	438.00	3.00	3	100	2.11	70	0R	4H	1W	
438.00	441.00	3.00	3	100	2.39	80	0R	4H	2W	
441.00	444.00	3.00	2.9	97	1.98	66	1R	3H	1W	
444.00	447.00	3.00	3	100	2.35	78	1R	4H	1W	
447.00	450.00	3.00	2.93	98	2.38	79	0R	4H	2W	
450.00	453.00	3.00	2.95	98	2.03	68	0R	4H	1W	
453.00	456.00	3.00	2.75	92	0.95	32	1R	4H	1W	
456.00	459.00	3.00	2.99	100	2.23	74	1R	3H	1W	
459.00	462.00	3.00	2.84	95	1.17	39	1R	3H	2W	

From (m)	To (m)	Interval (m)	Recovery (m)	Recovery %	RQD	RQD %	Reactivity	Hardness	Weathering	Comments
462.00	465.00	3.00	2.8	93	1.03	34	3R	2H	1W	
465.00	468.00	3.00	2.86	95	1.55	52	3R	2H	1W	
468.00	471.00	3.00	2.84	95	1.08	36	3R	3H	2W	
471.00	474.00	3.00	2.83	94	1.31	44	3R	2H	2W	
474.00	477.00	3.00	2.62	87	1.50	50	3R	2H	2W	EOH

Depth (m)	Magnetic Susceptibility	Rock Type	Comments
1	0	CAS	Casing. No recovery. Rubble from the depth of 1 meter to 7 meters. As well as meters 10, 11, 22 and 25.
8	0.64	ICL	
9	0.4	ICL	
12	1.14	ICL	
13	0.12	ICL	
14	0.17	ICL	
15	0.24	ICL	
16	0.24	ICL	
17	0.2	ICL	
18	0.4	ICL	
19	0.04	ICL	
20	0.63	ICL	
21	0.14	ICL	
23	0.18	ICL	
24	0.22	ICL	
26	2.14	ICL	
27	3.58	ICL	
28	0.15	ICL	
29	0.4	ICL	
30	0.15	ICL	
31	0.15	ICL	
32	2.23	ICL	
33	0.5	ICL	
34	0.13	ICL	
35	0.14	ICL	
36	1.49	ICL	

Depth (m)	Magnetic Susceptibility	Unit	Comments
37	0.48	ICL	
38	0.2	ICL	
39	0.04	ICL	
40	0.18	ICL	
41	1.11	ICL	
42	0.18	ICL	
43	1.7	ICL	
44	0.09	ICL	
45	0.01	ICL	
46	2.81	ICL	
47	0.05	ICL	
48	3.21	ICL	
49	0.21	ICL	
50	0.05	ICL	
51	0	ICL	Rubble from 51 meters to 54
55	0.02	ICL	
56	1.42	ICL	
57	0.19	ICL	
58	0.16	ICL	
59	2.07	ICL	
60	0.1	ICL	
61	0	ICL	Rubble from 61 meters to 63 meters
64	1.59	ICL	
65	0.15	ICL	
66	1.26	ICL	
67	3.94	ICL	
68	2.91	ICL	

Depth (m)	Magnetic Susceptibility	Rock Type	Comments
69	1.4	ICL	
70	2.14	ICL	
71	2.08	ICL	
72	1.27	ICL	
73	1.77	ICL	
74	1.37	ICL	
75	2.17	ICL	
76	1.91	ICL	
77	0.81	ICL	
78	1.34	ICL	
79	1.57	ICL	
80	0.72	ICL	
81	1.78	ICL	
82	1.55	ICL	
83	0.82	ICL	
84	0.21	ICL	
85	0.24	ICL	
86	0.11	ICL	
87	0.03	ICL	
88	0.12	ICL	
89	1.65	ICL	
90	1.49	ICL	
91	0.79	ICL	
92	0.3	ICL	
93	0.24	ICL	
94	1.65	ICL	
95	0.62	ICL	
96	1.75	ICL	
97	1.93	ICL	
98	1.14	ICL	
99	0.7	ICL	

Depth (m)	Magnetic Susceptibility	Unit	Comments
100	1.53	ICL	
101	0.85	ICL	
102	3.45	ICL	
103	0.9	ICL	
104	1.74	ICL	
105	0.23	ICL	
106	2.73	ICL	
107	0.57	ICL	
108	0.36	ICL	
109	0.14	ICL	
110	2.5	ICL	
111	1.67	ICL	
112	0.26	ICL	
113	0.37	ICL	
114	1.71	ICL	
115	1.1	ICL	
116	0.11	ICL	
117	0.31	ICL	
118	0.11	ICL	
119	0	ICL	rubble
120	0.18	ICL	
121	0	FLR	rubble
122	0	FLR	rubble
123	1.48	ICL	
124	1.73	ICL	
125	0.54	ICL	
126	0.15	ICL	
127	0.01	ICL	
128	0.23	ICL	
129	0.81	ICL	
130	3.51	ICL	

Depth (m)	Magnetic Susceptibility	Rock Type	Comments
131	0.04	ICL	
132	0.17	ICL	
133	0.31	ICL	
134	0.37	ICL	
135	0.11	ICL	
136	0.14	ICL	
137	0.19	ICL	
138	0.28	ICL	
139	0.28	ICL	
140	1.55	ICL	
141	2.7	ICL	
142	0.67	ICL	
143	3.73	ICL	
144	0.98	ICL	
145	0.43	ICL	
146	1.77	ICL	
147	4.04	ICL	
148	0.44	ICL	
149	1.41	ICL	
150	0.33	ICL	
151	1.63	ICL	
152	3.07	ICL	
153	0.34	ICL	
154	1.33	ICL	
155	4.09	ICL	
156	1.52	ICL	
157	1.4	ICL	
158	0.81	ICL	
159	4.29	ICL	
160	1.81	ICL	
161	0.81	ICL	

Depth (m)	Magnetic Susceptibility	Unit	Comments
162	3.44	ICL	
163	4.06	ICL	
164	3.27	ICL	
165	1.14	ICL	
166	2.85	ICL	
167	1.56	ICL	
168	1.96	ICL	
169	0.54	ICL	
170	0.23	ICL	
171	2.34	ICL	
172	0.98	ICL	
173	2.59	ICL	
174	0.82	ICL	
175	0.21	ICL	
176	0.59	ICL	
177	3.17	ICL	
178	1.96	ICL	
179	1.53	ICL	
180	2.84	ICL	
181	1.06	ICL	
182	1.47	ICL	
183	0.14	ICL	
184	3.3	ICL	
185	2.83	ICL	
186	1.21	ICL	
187	4.2	ICL	
188	0.81	ICL	
189	1.98	ICL	
190	2.74	ICL	
191	1.88	ICL	
192	2.71	ICL	

Depth (m)	Magnetic Susceptibility	Rock Type	Comments
193	3.01	ICL	
194	0.81	ICL	
195	0.54	ICL	
196	2.45	ICL	
197	1.01	ICL	
198	0.81	ICL	
199	2.66	ICL	
200	0.7	ICL	
201	3.8	ICL	
202	5.94	ICL	
203	0.51	ICL	
204	1.34	ICL	
205	3.23	ICL	
206	4.03	ICL	
207	10.35	ICL	
208	1.14	ICL	
209	3.55	ICL	
210	2.77	ICL	
211	0.07	ICL	
212	2.93	ICL	
213	3.25	ICL	
214	0.04	ICL	
215	1.7	ICL	
216	11.17	ICL	
217	0.24	ICL	
218	0.13	ICL	
219	0.1	ICL	
220	0.46	ICL	
221	1.04	ICL	
222	3.62	ICL	
223	0.12	ICL	

Depth (m)	Magnetic Susceptibility	Unit	Comments
224	0.05	ICL	
225	1.53	SSS	
226	1.77	SSS	
227	2.13	SSS	
228	3.34	SSS	
229	1.81	SSS	
230	1.61	SSS	
231	2.07	SSS	
232	1.92	SSS	
233	2.11	SSS	
234	2.64	SSS	
235	3.44	SSS	
236	3.06	SSS	
237	2.74	SSS	
238	3.29	SSS	
239	3.2	SSS	
240	3.58	SSS	
241	1.56	SSS	
242	5.38	SSS	
243	4.52	SSS	
244	1.69	SSS	
245	3.12	SSS	
246	2.51	SSS	
247	3.15	SSS	
248	6.97	SSS	
249	3.19	SSS	
250	3.32	SSS	
251	2.53	SSS	
252	1.12	SSS	
253	2.1	SSS	
254	3.75	SSS	

Depth (m)	Magnetic Susceptibility	Rock Type	Comments
255	3.31	SSS	
256	1.68	SSS	
257	3.9	SSS	
258	2.03	SSS	
259	9.07	SSS	
260	5.22	SSS	
261	5.56	SSS	
262	4.59	SSS	
263	3.02	SSS	
264	6.39	SSS	
265	1.64	SSS	
266	5.46	SSS	
267	1.64	SSS	
268	2.36	SSS	
269	1.91	SSS	
270	7.75	SSS	
271	4.28	SSS	
272	3.43	SSS	
273	6.12	SSS	
274	2.51	SSS	
275	1.94	SSS	
276	1.81	SSS	
277	2.08	SSS	
278	2.26	SSS	
279	3.48	SSS	
280	1.44	SSS	
281	7.63	SSS	
282	10.76	SSS	
283	2.32	SSS	
284	2.67	SSS	
285	2.01	SSS	

Depth (m)	Magnetic Susceptibility	Unit	Comments
286	2.32	SSS	
287	1.5	SSS	
288	2.66	SSS	
289	3.53	SSS	
290	0.95	SSS	
291	6.15	SSS	
292	1.85	SSS	
293	2.38	SSS	
294	0.56	SSS	
295	7.08	SSS	
296	4.47	SSS	
297	6.29	SSS	
298	3.33	SSS	
299	6.17	SSS	
300	6.01	SSS	
301	7.28	SSS	
302	11.18	SSS	
303	1.93	SSS	
304	4.56	SSS	
305	3.16	SSS	
306	2.33	SSS	
307	2.86	SSS	
308	3.23	SSS	
309	4.66	SSS	
310	5.75	SSS	
311	2.77	SSS	
312	0.94	SSS	
313	2.9	SSS	
314	4.04	SSS	
315	1.88	SSS	
316	3.04	SSS	

Depth (m)	Magnetic Susceptibility	Rock Type	Comments
317	1.96	SSS	
318	2.71	SSS	
319	1.51	SSS	
320	9.78	SSS	
321	4.26	SSS	
322	5.88	SSS	
323	5.62	SSS	
324	4.53	SSS	
325	5.51	SSS	
326	5.24	SSS	
327	7.94	SSS	
328	7.74	SSS	
329	5.72	SSS	
330	8.91	SSS	
331	3.82	SSS	
332	7.1	SSS	
333	5	SSS	
334	2.84	SSS	
335	2.24	SSS	
336	1.68	SSS	
337	0.2	SSS	
338	1.5	SSS	
339	1.6	SSS	
340	9.25	SSS	
341	3.19	SSS	
342	4.3	SSS	
343	8.52	ICL	
344	10.95	ICL	
345	0.31	ICL	
346	21.28	ICL	
347	8.26	ICL	

Depth (m)	Magnetic Susceptibility	Unit	Comments
348	0.22	ICL	
349	0.26	ICL	
350	15.2	ICL	
351	2.18	ICL	
352	4.47	ICL	
353	2.03	ICL	
354	2.14	ICL	
355	0.37	ICL	
356	1.3	ICL	
357	1.56	ICL	
358	1.47	ICL	
359	0.47	ICL	
360	0.78	ICL	
361	0.3	ICL	
362	0.5	ICL	
363	0.16	ICL	
364	1.27	ICL	
365	0.96	ICL	
366	1.26	ICL	
367	1.44	ICL	
368	1.17	ICL	
369	0.47	ICL	
370	0.41	ICL	
371	1.6	ICL	
372	1.34	ICL	
373	0.14	ICL	
374	0.91	ICL	
375	4.13	ICL	
376	1.35	ICL	
377	1.41	ICL	
378	1.33	ICL	

Depth (m)	Magnetic Susceptibility	Rock Type	Comments
379	0.76	ICL	
380	0.66	ICL	
381	0.06	ICL	
382	1.2	ICL	
383	1.59	ICL	
384	0.11	ICL	
385	0.22	ICL	
386	0.07	ICL	
387	0.65	ICL	
388	1.85	ICL	
389	0.75	ICL	
390	1.31	ICL	
391	0.11	ICL	
392	0.68	ICL	
393	0.69	ICL	
394	0.36	ICL	
395	2.16	ICL	
396	0.17	ICL	
397	1.49	ICL	
398	1.42	ICL	
399	0.73	ICL	
400	0.42	ICL	
401	1.17	ICL	
402	4	ICL	
403	2.02	ICL	
404	0.17	ICL	
405	1.26	ICL	
406	0.48	ICL	
407	0.96	ICL	
408	0.49	ICL	
409	0.85	ICL	

Depth (m)	Magnetic Susceptibility	Unit	Comments
410	0.18	ICL	
411	1.34	ICL	
412	0.2	ICL	
413	0.71	ICL	
414	0.11	ICL	
415	0.92	ICL	
416	0.96	ICL	
417	1.66	ICL	
418	0.21	ICL	
419	0.15	ICL	
420	3.81	ICL	
421	0.48	ICL	
422	0.55	ICL	
423	0.4	ICL	
424	0.09	ICL	
425	1.4	ICL	
426	0.64	ICL	
427	0.37	ICL	
428	0.42	ICL	
429	0.97	ICL	
430	0.3	ICL	
431	0.4	ICL	
432	0.05	ICL	
433	3.75	ICL	
434	0.13	ICL	
435	0.88	ICL	
436	0.09	ICL	
437	0.05	ICL	
438	0.24	ICL	
439	0.13	ICL	
440	0.22	ICL	

Depth (m)	Magnetic Susceptibility	Rock Type	Comments
441	1.99	ICL	
442	0.92	ICL	
443	2.04	ICL	
444	1.21	ICL	
445	1.96	ICL	
446	0.43	ICL	
447	6.34	ICL	
448	2.44	ICL	
449	3.46	ICL	
450	1.07	ICL	
451	3.22	ICL	
452	0.78	ICL	
453	3.68	ICL	
454	2.29	ICL	
455	0.29	ICL	
456	0.13	ICL	
457	1.17	ICL	
458	6.98	ICL	
459	4.95	ICL	
460	22.9	ICL	
461	1.2	ICL	
462	0.16	ICL	
463	0.99	ICL	
464	0.04	ICL	
465	0.1	ICL	
466	0.19	ICL	
467	0.54	ICL	
468	0.02	ICL	
469	0.07	ICL	
470	0.04	ICL	
471	0.02	ICL	

Depth (m)	Magnetic Susceptibility	Unit	Comments
472	0.03	ICL	
473	0.12	ICL	
474	0.06	ICL	
475	0.36	ICL	
476	0.01	ICL	
477	0.03	ICL	

Hole Name	From (m)	Length (m)	Core Size	Rock Type	Weight in Air (g)	Weight in Water (g)	Density (g/cm3)	Specific Gravity	Comments
KEG-12-045									
	29.84	10	NQ2	ICL	520.7	329.4	2.6	2.7	Siliceous siltstone with calcareous fractures and chlorite alteration along fracture margins.
	42.75	13.5	NQ2	ICL	725.8	460.8	2.7	2.7	Light green, moderately calc-silicate altered limestone with fine grained, disseminated sphalerite and trace pyrrhotite.
	82.75	12.5	NQ2	ICL	660.2	417	2.6	2.7	Medium grey calcareous siltstone, weakly fractured with calcareous infill.
	92.48	14	NQ2	ICL	789.8	505.8	2.8	2.8	Moderate to strong bleaching alteration with cross-cutting hairline to 2 mm calcite veinlets.
	126.58	14	NQ2	ICL	621.2	372.3	2.2	2.5	Heavily fractured siltstone with calcite infills with weakly mineralized fractures. Chlorite alteration occurs along fractures.
	157.76	11.1	NQ2	ICL	590.6	371.9	2.6	2.7	Moderately bleached siltstone with minor mineralization of pyrrhotite and sphalerite in fractures.
	182.36	11.9	NQ2	ICL	654.6	416.7	2.7	2.8	Moderate to strongly bleached siltstone with siliceous fractures infilled with weak pyrrhotite and sphalerite.

Hole Name	From (m)	Length (m)	Core Size	Rock Type	Weight in Air (g)	Weight in Water (g)	Density (g/cm3)	Specific Gravity	Comments
	208.33	12.7	NQ2	ICL	707.8	455.8	2.8	2.8	Moderate to strongly bleached limestone/ siltstone with calcareous fractures infilled with pyrrhotite and sphalerite. Blebs of pyrrhotite also present.
	237.33	11.4	NQ2	SSS	602.2	383.3	2.6	2.8	Medium grey, coarsely laminated (1cm) siliceous siltstone with moderate calcite veinlets parallel with laminations containing pyrrhotite.
	281.19	11.3	NQ2	SSS	628.8	402.5	2.8	2.8	Light to medium grey siliceous siltstone, weakly bleached and chlorite altered. Py, Po and Sp exist in calcite veinlets.
	311.63	11.8	NQ2	SSS	618.3	365.4	2.6	2.4	Dark grey siliceous siltstone with fracture controlled mineralization of fine grained pyrrhotite, pyrite, and sphalerite. Fractures are infilled with drusy quartz and calcite.
	349.78	11.7	NQ2	ICL	669.5	413.5	2.8	2.6	Strongly fractured siliceous siltstone infilled with strong mineralization of sphalerite, pyrrhotite and galena.
	383.15	11.7	NQ2	ICL	663.5	431.2	2.8	2.9	Intercalated limestone/ siltstone with calc-silicate altered section consisting of blebs and disseminations of sulphides.
	411.88	11.9	NQ2	ICL	667	431.6	2.8	2.8	Siliceous siltstone with moderate bleaching and fractures infilled by quartz, pyrrhotite, and sphalerite.

Hole Name	From (m)	Length (m)	Core Size	Rock Type	Weight in Air (g)	Weight in Water (g)	Density (g/cm3)	Specific Gravity	Comments
	447.27	12.2	NQ2	ICL	664	422.1	2.7	2.7	Medium grey, siliceous siltstone with siliceous joint set infilled with pyrrhotite and chalcopyrite.
	456.73	12.1	NQ2	ICL	663	421	2.7	2.7	Medium grey siliceous siltstone with blebs and fracture infill of fine grained pyrrhotite and chalcopyrite.

Keg - Silver Range

Grid East	Grid North	Easting	Northing	Elevation	Depth (m)
		586029	6939811	1277.82	503.83

ZONE: Keg

SECTION: 10+140

HOLE: KEG-12-046

CLAIM: YD11779

Contractor: Top Rank

Drill: 2

Core Size: NQ2

Casing Depth: 4m, Out

Drilling Dates: Jun 16 - Jun 24, 2012

Geology Logged By: B. Turner

SURVEY			
Depth (m)	Azimuth	Dip	Method
0	340	-50	Compass
503	345	-54.7	Ranger

TARGET:

SUMMARY			
From (m)	To (m)	Interval (m)	Rock Type
0	4	4	CAS
4	503.83	499.83	SSS

SAMPLES	
Numbers:	K286178 to K286383
Total:	207
Batch:	016, 018, 020, 021, 023, 025, 026
Certificates:	WH12147488, WH12150911, WH12150913, WH12152625, WH12152627, WH12152629, WH12153600

COMMENTS

Box Log

KEG-12-046

Silver Range
Keg Zone

Archer,Cathro & Associates (1981) Limited

Box Number	From (m)	To (m)
1	4	9.2
2	9.2	15.09
3	15.09	20.28
4	20.28	25.6
5	25.6	31.06
6	31.06	36.4
7	36.4	41.55
8	41.55	47.3
9	47.3	52.55
10	52.55	57.94
11	57.94	63.21
12	63.21	68.7
13	68.7	74
14	74	79.42
15	79.42	84.96
16	84.96	90.29
17	90.29	95.72
18	95.72	101.07
19	101.07	106.56
20	106.56	111.89
21	111.89	117.19
22	117.19	122.07
23	122.07	127.57
24	127.57	132.73
25	132.73	137.83
26	137.83	143.23
27	143.23	148.69
28	148.69	153.89
29	153.89	159.15
30	159.15	164.49
31	164.49	170
32	170	175.56
33	175.56	180.86
34	180.86	186.43
35	186.43	191.87
36	191.87	197.27
37	197.27	202.21
38	202.21	207.25
39	207.25	212.74
40	212.74	218.13
41	218.13	223.47
42	223.47	227.7
43	227.7	232.83
44	232.83	237.83
45	237.83	243.39
46	243.39	248.84
47	248.84	254.19
48	254.19	260
49	260	265.74
50	265.74	271.3
51	271.3	276.85
52	276.85	282.46
53	282.46	287.86
54	287.86	293
55	293	298.05
56	298.05	303.28
57	303.28	308.79
58	308.79	314.31
59	314.31	320
60	320	325
61	325	331.04
62	331.04	336.51
63	336.51	341.99
64	341.99	347.34
65	347.34	352.88
66	352.88	358.69
67	358.69	364.36
68	364.36	369.97
69	369.97	375.05
70	375.05	380.69
71	380.69	386
72	386	391.34
73	391.34	396.89
74	396.89	402.64
75	402.64	408.33
76	408.33	413.75
77	413.75	419.41
78	419.41	425.15
79	425.15	430.75
80	430.75	436.27
81	436.27	441.8
82	441.8	447.43
83	447.43	452.96
84	452.96	455
85	455	460.53
86	460.53	466.18
87	466.18	472.42
88	472.42	477.65
89	477.65	482.83
90	482.83	485.83

Box Number	From (m)	To (m)
91	485.83	491.38
92	491.38	496.96
93	496.96	502.52
94	502.52	503.83

Box Number	From (m)	To (m)

Box Number	From (m)	To (m)

From (m)	To (m)	Interval (m)	Rock Type	Grain Size	Description	Shade	Colour	Texture	Alteration	Intensity	Mineral	Conc.
0.00	4.00	4.00	CAS	--	Casing; no recovery							
						--	--	---	---	--	--	0
4.00	42.05	38.05	SSS	VF	same as general							
						LT	GY		CHL	2I	Cp	0.01
						DK	GY	BN	BLE	3I	Po	2
									OXI	2I	Py	0.05
42.05	46.00	3.95	SSS	VF	interval of moderate intermittent sericitic alteration with several strongly oxidized fractures, one standing out at 45m being 3cm thick with strong oxidation and clay alteration oriented at 35 degrees to core axis. Rest of interval fractured more than usual with more mineralization of Py and less Po. Part of interval has brecciated texture due to heavier fracturing.							
						LT	GY	BN	SER	3I	Py	1
						LT	GN		OXI	2I	Po	0.1
						LT	OR		CLY	2I		
46.00	173.90	127.90	SSS	VF	same as general							
						LT	GY	BN	BLE	3I	Po	2
						DK	GY		CHL	2I	Cp	0.01
											Py	0.05
173.90	174.62	0.72	VEN	VF	interval weakly clay altered and oxidized in sections, altered sections containing higher amounts of mineralization, semi massive quartz vein running through interval with extensive calcite infill fractures throughout							
						LT	GY	---	CLY	2I	Py	3
						LT	OR				Cp	0.05
						DK	GY		OXI	2I	Po	4
174.62	207.55	32.93	SLT	FG	gradational change into more of a FG SLT interval with larger amounts of sulphide mineralization. A few weakly mineralized large (2-3cm wide) quartz veins oriented at 30-35 degrees to core axis. 1m long section of rubbly clay/chlorite altered SLT with no visible increase in mineralization (204.44-205.44m).							
						LT	GY		CLY	2I	Py	1
						DK	GY	---	CHL	2I	Po	3
											Cp	0.05

From (m)	To (m)	Interval (m)	Rock Type	Grain Size	Description	Shade	Colour	Texture	Alteration	Intensity	Mineral	Conc.
207.55	207.94	0.39	SSS	VF	heavily mineralized zone both by replacement and fracture controlled within alteration. Mineralized section marks beginning of large bleached zone. Some mineralized fractures oriented between 30-40 degrees to core axis others random and or discontinuous. Mineralization consists mostly of Po with lesser amounts of Py and Trace Cp.							
						LT	GY	---	BLE	4I	Po	11
						LT	GN				Cp	0.5
						DK	GY		CHL	3I	Py	3
207.94	234.82	26.88	SSS	VF	interval of strong bleaching with frequent intermittent clay altered bands oriented with bedding. Interval is weakly mineralized throughout having trace amounts of Po and Py both fracture controlled and replacement style. Replacement mostly occurring within clay altered bands. Extensive hairline fractures with siliceous infill. Several rubbly zones due to higher amounts of fracturing							
						LT	GY	---	BLE	4I	Po	0.5
						DK	GY				Py	0.5
234.82	235.00	0.18	SSS	VF	small bleached interval marking end of bleaching zone with similar mineralization as interval at beginning of bleached zone. Mostly fracture controlled mineralization with weak replacement style. Fractures showing no preferred orientation.							
						LT	GY	---	BLE	4I	Po	4
						DK	GY		CHL	3I	Py	1
											Cp	0.5
235.00	237.14	2.14	SSS	VF	same as general							
						LT	GY	BN	BLE	3I	Po	2
						DK	GY		CHL	2I	Py	0.5
											Cp	0.01
237.14	239.12	1.98	SSS	VF	defined strongly mineralized interval with contacts oriented at 20 degrees to core axis. Interval moderately chlorite altered with replacement mineralization throughout. Several larger calcite infill fractures (1cm wide) mineralized partly or fully with other discontinuous mineralized fractures. Replacement and fracture controlled mineralization consists of fine grained Py,Po,Cp							
						LT	GN	---	CHL	3I	Po	7
						DK	GY				Py	2

From (m)	To (m)	Interval (m)	Rock Type	Grain Size	Description	Shade	Colour	Texture	Alteration	Intensity	Mineral	Conc.
											Cp	3
239.12	283.47	44.35	SSS	VF	moderately fractured interval with areas of strong fracturing containing more mineralization. Consistent fracture controlled mineralization throughout interval consisting predominantly of Po with Py and Cp and trace replacement style Sp. Fracture infills containing predominantly quartz with minor occurrences of calcite veining. Weak-moderate altered sections throughout.							
						DK	GY	---	CLY	4I	Po	1
									CHL	3I	Py	1
283.47	290.00	6.53	FLR	FG	probable zone of localized faulting with layers of strongly clay altered calcareous and brecciated rock semi-competent highly fractured rock. Predominant fracture infill is calcite with fractures ranging from hairline to semi-massive mostly with no preferred orientation. Weak mineralization of Po and Py throughout zone, slightly higher amounts in the heavily clay altered material showing coarse grained texture							
						LT	GY	BX	CLY	4I	Po	1
						DK	GY		CHL	3I	Py	1
290.00	320.00	30.00	SSS	VF	interval of banded SSS with highly mineralized fractures ranging from hairline to 2cm in width predominantly mineralized with Po with weak occurrence of Py and trace Cp and Gn. Fracture infill mostly siliceous in origin with minor occurrences of calcite. Fractures ranging from discontinuous randomly oriented or oriented within a fracture set. Chlorite alteration within fractures or forming fracture envelopes. Moderate localized bleaching apparent.							
						LT	GY		CHL	2I	Py	1
						DK	GY	BN	BLE	3I	Po	3
											Gn	0.01
											Cp	0.1
320.00	359.13	39.13	SSS	VF	same as interval 290-320m with less sulphide mineralization and the addition of As							
						LT	GY		CHL	2I	Py	0.5
						DK	GY	BN	BLE	3I	Po	1.5
											As	0.05
											Cp	0.05

From (m)	To (m)	Interval (m)	Rock Type	Grain Size	Description	Shade	Colour	Texture	Alteration	Intensity	Mineral	Conc.
359.13	359.63	0.50	SSS	VF	moderately brecciated interval with strong chlorite alteration throughout, undulating quartz vein running through interval 0 degrees to core axis mineralized with sulphides. Interval has semi massive quartz veining and weak to trace mineralization throughout							
						LT	GY		CHL	2I	Py	0.5
						DK	GN	BX	BLE	3I	Po	0.5
						DK	GY				Cp	0.01
359.63	370.45	10.82	SSS	VF	same as interval 320-359.13m							
						LT	GY		CHL	2I	Py	0.5
						DK	GY	BN	BLE	3I	Po	1.5
											As	0.05
											Cp	0.05
370.45	391.34	20.89	SSS	VF	interval of strong chlorite alteration, intense fracturing and weak-strong fracture controlled/replacement sulphide mineralization. Sections of chlorite alteration separated by less mineralized bleached zones. Fracture infills both calcite and quartz composed. All highly mineralized areas within strong chlorite alterations.							
						LT	GY	BN	BLE	3I	Py	3
						DK	GY				Sp	2
						DK	GN		CHL	4I	Po	2
											Cp	0.5
											Gn	0.5
391.34	415.50	24.16	SSS	VF	strongly bleached interval with small intervals of strong chlorite alteration. Mineralization fracture controlled and replacement style predominantly in chlorite alterations. Weak replacement mineralization in bleached areas.							
						LT	GY	---	BLE	4I	Sp	1.5
						DK	GN		CHL	3I	Py	1
											Po	1
											Gn	0.1
											Cp	0.1
415.50	415.68	0.18	MX	FG	intensely mineralized interval with Po and Py. Interval looks to be intensely chlorite altered. Contacts at 35 degrees to core axis.							
						DK	BZ	---	CHL	5I	Py	30
						DK	GO				Po	50
415.68	424.00	8.32	SSS	VF	same as interval 391.34-415.50							

From (m)	To (m)	Interval (m)	Rock Type	Grain Size	Description	Shade	Colour	Texture	Alteration	Intensity	Mineral	Conc.
						LT	GY	---	BLE	4I	Sp	1.5
						DK	GN		CHL	3I	Py	1
											Po	1
											Gn	0.1
											Cp	0.1
424.00	425.20	1.20	SSS	FG	whole interval has been moderately chlorite altered with moderate mineralization throughout mostly by replacement with weak fracture controlled. Both contacts of interval are roughly 35 degrees to core axis							
						LT	GN				Py	1
						DK	GN	---	CHL	3I	Po	2
											Gn	1
											Sp	0.5
425.20	426.55	1.35	SSS	VF	strongly bleached interval with weak mineralization predominantly replacement in weak chlorite altered sections							
						LT	GY	---	BLE	4I	Sp	1.5
						LT	GN		CHL	2I	Po	1
											Cp	0.05
426.55	433.92	7.37	SSS	VF	interval of oxidized segments mainly surrounding calcite veins. Some sections oxidized throughout where heavy calcite veining apparent causing brecciated texture. Others sections unoxidized but strongly chlorite altered with brecciated texture. Trace to no mineralization in oxidized sections while weak-moderate in strongly chlorite altered brecciated sections							
						LT	OR	---	OXI	3I	Po	1.5
						LT	GY				Gn	0.05
						DK	GY				Sp	0.05
						DK	GN		CHL	3I	Py	1
											Cp	0.05
433.92	444.61	10.69	SSS	VF	interval of localized sections of intense mineralization both fracture controlled and replacement. Mineralization predominantly in strongly altered sections. Po and Sp being the dominant sulphides with fair amounts of Py, Gn, Cp and trace As, some sections up to 90% mineralized with sulphides. Intensely mineralized sections show fracture controlled and replacement mineralization.							
						LT	GY				Py	4
						DK	GN	---	CHL	4I	Po	7

From (m)	To (m)	Interval (m)	Rock Type	Grain Size	Description	Shade	Colour	Texture	Alteration	Intensity	Mineral	Conc.
						DK	GY		BLE	3I	Sp	6
											Cp	1
											Gn	1
											As	0.05
444.61	453.73	9.12	SSS	VF	predominantly unaltered SSS with small sections of bleaching with mostly fracture controlled mineralization being mostly Po with trace Cp, Sp,As . Many fractures have bleached envelopes. Trace replacement mineralization within bleached sections							
						LT	GY				Cp	0.05
						DK	GY	---	BLE	2I	Po	2.5
											Sp	0.5
											As	0.05
453.73	472.66	18.93	SSS	VF	interval of intercalated unaltered and bleached sections. Trace mineralization throughout interval of Po, Sp, Cp, predominantly fracture control. Trace replacement within bleached sections predominantly Sp.							
						LT	GY		CHL	2I	Cp	0.01
						DK	GY	---	BLE	3I	Po	0.5
											Sp	0.01
472.66	473.42	0.76	SSS	VF	zone of bleaching with moderate to strong mineralization both fracture controlled and by replacement. Some sections predominantly fracture and others containing fine grained replacement mineralization mostly being Po.							
						LT	GY	---	BLE	3I	Po	4
						DK	GY		CHL	2I	Gn	1.5
											Cp	0.5
											Sp	1.5
473.42	479.71	6.29	SSS	VF	same as interval 453.23-472.93m							
						LT	GY				Cp	0.01
						DK	GY	---	BLE	3I	Po	0.5
											Sp	0.01
479.71	479.95	0.24	SSS	VF	highly mineralized strongly bleached interval. Sp mineralized by replacement with trace Po and Sp. Semi-massive in texture, replacement section has weak calcareous content							
						LT	GN				Po	0.05
						DK	GY	---	BLE	3I	Sp	40
479.95	503.83	23.88	SSS	VF	same as interval 453.23-472.93m. EOH							
						LT	GY				Cp	0.01

From (m)	To (m)	Interval (m)	Rock Type	Grain Size	Description	Shade	Colour	Texture	Alteration	Intensity	Mineral	Conc.
						DK	GY	---	BLE	3I	Po	0.5
											Sp	0.01

From (m)	To (m)	Interval (m)	Rock Type	Recovery (m)	Recovery %	Sample Number	BatchName	Batch Class	Standard	Blank	1/4 Dup	Coarse Dup
0.00	0.00	0.00	-QC-	0.00	0	K286283	12-021			☑	☐	☐
0.00	0.00	0.00	-QC-	0.00	0	K286377	12-026			☑	☐	☐
0.00	0.00	0.00	-QC-	0.00	0	K286371	12-026		K-3	☐	☐	☐
0.00	0.00	0.00	-QC-	0.00	0	K286356	12-025		K-2	☐	☐	☐
0.00	0.00	0.00	-QC-	0.00	0	K286352	12-025			☑	☐	☐
0.00	0.00	0.00	-QC-	0.00	0	K286350	12-023		K-4	☐	☐	☐
0.00	0.00	0.00	-QC-	0.00	0	K286343	12-025		K-2	☐	☐	☐
0.00	0.00	0.00	-QC-	0.00	0	K286335	12-025			☑	☐	☐
0.00	0.00	0.00	-QC-	0.00	0	K286331	12-023		K-2	☐	☐	☐
0.00	0.00	0.00	-QC-	0.00	0	K286325	12-023			☑	☐	☐
0.00	0.00	0.00	-QC-	0.00	0	K286182	12-016		K-4	☐	☐	☐
0.00	0.00	0.00	-QC-	0.00	0	K286293	12-021		K-4	☐	☐	☐
0.00	0.00	0.00	-QC-	0.00	0	K286273	12-021		K-2	☐	☐	☐
0.00	0.00	0.00	-QC-	0.00	0	K286266	12-021			☑	☐	☐
0.00	0.00	0.00	-QC-	0.00	0	K286257	12-020		K-4	☐	☐	☐
0.00	0.00	0.00	-QC-	0.00	0	K286251	12-020			☑	☐	☐
0.00	0.00	0.00	-QC-	0.00	0	K286234	12-020			☑	☐	☐
0.00	0.00	0.00	-QC-	0.00	0	K286229	12-020		K-4	☐	☐	☐
0.00	0.00	0.00	-QC-	0.00	0	K286216	12-018		K-4	☐	☐	☐
0.00	0.00	0.00	-QC-	0.00	0	K286205	12-018			☑	☐	☐
0.00	0.00	0.00	-QC-	0.00	0	K286196	12-018			☑	☐	☐
0.00	0.00	0.00	-QC-	0.00	0	K286192	12-018		K-4	☐	☐	☐
0.00	0.00	0.00	-QC-	0.00	0	K286301	12-023		K-4	☑	☐	☐
4.00	5.00	1.00	CAS, SSS	1.00	100	K286178	12-016			☐	☐	☐
5.00	8.00	3.00	SSS	2.90	97	K286179	12-016			☐	☐	☐
8.00	11.00	3.00	SSS	2.43	81	K286180	12-016			☐	☐	☐
11.00	14.00	3.00	SSS	2.95	98	K286181	12-016			☐	☐	☐

From (m)	To (m)	Interval (m)	Rock Type	Recovery (m)	Recovery %	Sample Number	BatchName	Batch Class	Standard	Blank	1/4 Dup	Coarse Dup
14.00	17.00	3.00	SSS	2.95	98	K286183	12-016			☐	☐	☐
17.00	20.00	3.00	SSS	3.00	100	K286184	12-016			☐	☐	☐
20.00	23.00	3.00	SSS	3.00	100	K286185	12-016			☐	☐	☐
23.00	26.00	3.00	SSS	2.96	99	K286186	12-016			☐	☐	☐
26.00	29.00	3.00	SSS	3.00	100	K286187	12-016			☐	☐	☐
29.00	32.00	3.00	SSS	2.94	98	K286188	12-016			☐	☐	☐
32.00	35.00	3.00	SSS	3.00	100	K286189	12-018			☐	☐	☐
35.00	38.00	3.00	SSS	3.00	100	K286190	12-018			☐	☐	☐
38.00	41.00	3.00	SSS	3.00	100	K286191	12-018			☐	☐	☐
41.00	44.00	3.00	SSS	2.92	97	K286193	12-018			☐	☐	☐
44.00	47.00	3.00	SSS	2.93	98	K286194	12-018			☐	☐	☐
47.00	50.00	3.00	SSS	2.91	97	K286195	12-018			☐	☐	☐
50.00	53.00	3.00	SSS	2.96	99	K286197	12-018			☐	☐	☐
53.00	56.00	3.00	SSS	2.93	98	K286198	12-018			☐	☐	☐
56.00	59.00	3.00	SSS	3.00	100	K286199	12-018			☐	☐	☐
56.00	59.00	3.00	SSS	3.00	100	K286200	12-018			☐	☑	☐
59.00	62.00	3.00	SSS	3.00	100	K286201	12-018			☐	☐	☐
62.00	65.00	3.00	SSS	3.00	100	K286202	12-018			☐	☐	☐
65.00	68.00	3.00	SSS	2.91	97	K286203	12-018			☐	☐	☐
68.00	71.00	3.00	SSS	3.00	100	K286204	12-018			☐	☐	☐
71.00	74.00	3.00	SSS	3.00	100	K286206	12-018			☐	☐	☐
74.00	77.00	3.00	SSS	3.00	100	K286207	12-018			☐	☐	☐
77.00	80.00	3.00	SSS	3.00	100	K286208	12-018			☐	☐	☐
77.00	80.00	3.00	SSS	3.00	100	K286209	12-018			☐	☐	☑
80.00	83.00	3.00	SSS	3.00	100	K286210	12-018			☐	☐	☐
83.00	86.00	3.00	SSS	3.00	100	K286211	12-018			☐	☐	☐
86.00	89.00	3.00	SSS	3.00	100	K286212	12-018			☐	☐	☐
89.00	92.00	3.00	SSS	3.00	100	K286213	12-018			☐	☐	☐
92.00	95.00	3.00	SSS	3.00	100	K286214	12-018			☐	☐	☐

From (m)	To (m)	Interval (m)	Rock Type	Recovery (m)	Recovery %	Sample Number	BatchName	Batch Class	Standard	Blank	1/4 Dup	Coarse Dup
95.00	98.00	3.00	SSS	3.00	100	K286215	12-018			☐	☐	☐
98.00	101.00	3.00	SSS	2.98	99	K286217	12-018			☐	☐	☐
101.00	104.00	3.00	SSS	2.97	99	K286218	12-018			☐	☐	☐
104.00	107.00	3.00	SSS	2.98	99	K286219	12-018			☐	☐	☐
107.00	110.00	3.00	SSS	3.00	100	K286220	12-018			☐	☐	☐
110.00	113.00	3.00	SSS	3.00	100	K286221	12-018			☐	☐	☐
113.00	116.00	3.00	SSS	3.00	100	K286222	12-018			☐	☐	☐
116.00	119.00	3.00	SSS	3.00	100	K286223	12-018			☐	☐	☐
119.00	122.00	3.00	SSS	3.00	100	K286224	12-018			☐	☐	☐
122.00	125.00	3.00	SSS	3.00	100	K286225	12-020			☐	☐	☐
125.00	128.00	3.00	SSS	3.00	100	K286226	12-020			☐	☐	☐
128.00	131.00	3.00	SSS	3.00	100	K286227	12-020			☐	☐	☐
131.00	134.00	3.00	SSS	3.00	100	K286228	12-020			☐	☐	☐
134.00	137.00	3.00	SSS	2.92	97	K286230	12-020			☐	☐	☐
137.00	140.00	3.00	SSS	2.97	99	K286231	12-020			☐	☐	☐
140.00	143.00	3.00	SSS	3.00	100	K286232	12-020			☐	☐	☐
143.00	146.00	3.00	SSS	3.00	100	K286233	12-020			☐	☐	☐
146.00	149.00	3.00	SSS	3.00	100	K286235	12-020			☐	☐	☐
149.00	152.00	3.00	SSS	3.00	100	K286236	12-020			☐	☐	☐
152.00	155.00	3.00	SSS	3.00	100	K286237	12-020			☐	☐	☐
155.00	158.00	3.00	SSS	2.96	99	K286238	12-020			☐	☐	☐
155.00	158.00	3.00	SSS	2.96	99	K286239	12-020			☐	☑	☐
158.00	161.00	3.00	SSS	3.00	100	K286240	12-020			☐	☐	☐
161.00	164.00	3.00	SSS	3.00	100	K286241	12-020			☐	☐	☐
164.00	167.00	3.00	SSS	3.00	100	K286242	12-020			☐	☐	☐
167.00	170.00	3.00	SSS	3.00	100	K286243	12-020			☐	☐	☐
170.00	173.00	3.00	SSS	3.00	100	K286244	12-020			☐	☐	☐
170.00	173.00	3.00	SSS	3.00	100	K286245	12-020			☐	☐	☑
173.00	176.00	3.00	SSS	3.00	100	K286246	12-020			☐	☐	☐

From (m)	To (m)	Interval (m)	Rock Type	Recovery (m)	Recovery %	Sample Number	BatchName	Batch Class	Standard	Blank	1/4 Dup	Coarse Dup
176.00	179.00	3.00	SSS	2.97	99	K286247	12-020			☐	☐	☐
179.00	182.00	3.00	SSS	3.00	100	K286248	12-020			☐	☐	☐
182.00	185.00	3.00	SSS	3.00	100	K286249	12-020			☐	☐	☐
185.00	188.00	3.00	SSS	3.00	100	K286250	12-020			☐	☐	☐
188.00	191.00	3.00	SSS	3.00	100	K286252	12-020			☐	☐	☐
191.00	194.00	3.00	SSS	3.00	100	K286253	12-020			☐	☐	☐
194.00	197.00	3.00	SSS	2.90	97	K286254	12-020			☐	☐	☐
197.00	200.00	3.00	SSS	3.00	100	K286255	12-020			☐	☐	☐
200.00	203.00	3.00	SSS	3.00	100	K286256	12-020			☐	☐	☐
203.00	206.00	3.00	SSS	3.00	100	K286258	12-020			☐	☐	☐
206.00	207.54	1.54	SSS	1.54	100	K286259	12-020			☐	☐	☐
207.54	209.00	1.46	SSS	1.34	92	K286260	12-020			☐	☐	☐
209.00	212.00	3.00	SSS	3.00	100	K286261	12-021			☐	☐	☐
212.00	215.00	3.00	SSS	3.00	100	K286262	12-021			☐	☐	☐
215.00	218.00	3.00	SSS	3.00	100	K286263	12-021			☐	☐	☐
218.00	221.00	3.00	SSS	2.94	98	K286264	12-021			☐	☐	☐
221.00	224.00	3.00	SSS	2.98	99	K286265	12-021			☐	☐	☐
224.00	227.00	3.00	SSS	3.00	100	K286267	12-021			☐	☐	☐
227.00	230.00	3.00	SSS	2.98	99	K286268	12-021			☐	☐	☐
230.00	233.00	3.00	SSS	3.00	100	K286269	12-021			☐	☐	☐
233.00	236.00	3.00	SSS	3.00	100	K286270	12-021			☐	☐	☐
236.00	237.11	1.11	SSS	0.80	72	K286271	12-021			☐	☐	☐
237.11	239.00	1.89	SSS	1.82	96	K286272	12-021			☐	☐	☐
239.00	242.00	3.00	SSS	2.97	99	K286274	12-021			☐	☐	☐
242.00	245.00	3.00	SSS	3.00	100	K286275	12-021			☐	☐	☐
245.00	248.00	3.00	SSS	2.95	98	K286276	12-021			☐	☐	☐
248.00	251.00	3.00	SSS	3.00	100	K286277	12-021			☐	☐	☐
248.00	251.00	3.00	SSS	3.00	100	K286278	12-021			☐	☑	☐
251.00	254.00	3.00	SSS	3.00	100	K286279	12-021			☐	☐	☐

From (m)	To (m)	Interval (m)	Rock Type	Recovery (m)	Recovery %	Sample Number	BatchName	Batch Class	Standard	Blank	1/4 Dup	Coarse Dup
254.00	257.00	3.00	SSS	2.95	98	K286280	12-021			☐	☐	☐
257.00	260.00	3.00	SSS	2.98	99	K286281	12-021			☐	☐	☐
260.00	263.00	3.00	SSS	3.00	100	K286282	12-021			☐	☐	☐
263.00	266.00	3.00	SSS	3.00	100	K286284	12-021			☐	☐	☐
266.00	269.00	3.00	SSS	3.00	100	K286285	12-021			☐	☐	☐
269.00	272.00	3.00	SSS	3.00	100	K286286	12-021			☐	☐	☐
272.00	275.00	3.00	SSS	2.98	99	K286287	12-021			☐	☐	☐
272.00	275.00	3.00	SSS	2.98	99	K286288	12-021			☐	☐	☑
275.00	278.00	3.00	SSS	2.95	98	K286289	12-021			☐	☐	☐
278.00	281.00	3.00	SSS	3.00	100	K286290	12-021			☐	☐	☐
281.00	284.00	3.00	SSS	2.83	94	K286291	12-021			☐	☐	☐
284.00	287.00	3.00	SSS	2.60	87	K286292	12-021			☐	☐	☐
287.00	290.00	3.00	SSS	2.53	84	K286294	12-021			☐	☐	☐
290.00	293.00	3.00	SSS	3.00	100	K286295	12-021			☐	☐	☐
293.00	296.00	3.00	SSS	3.00	100	K286296	12-021			☐	☐	☐
296.00	299.00	3.00	SSS	3.00	100	K286297	12-023			☐	☐	☐
299.00	302.00	3.00	SSS	3.00	100	K286298	12-023			☐	☐	☐
302.00	305.00	3.00	SSS	2.85	95	K286299	12-023			☐	☐	☐
305.00	308.00	3.00	SSS	3.00	100	K286300	12-023			☐	☐	☐
308.00	311.00	3.00	SSS	2.96	99	K286302	12-023			☐	☐	☐
311.00	314.00	3.00	SSS	3.00	100	K286303	12-023			☐	☐	☐
314.00	317.00	3.00	SSS	3.00	100	K286304	12-023			☐	☐	☐
317.00	320.00	3.00	SSS	2.94	98	K286305	12-023			☐	☐	☐
320.00	323.00	3.00	SSS	3.00	100	K286306	12-023			☐	☐	☐
320.00	323.00	3.00	SSS	3.00	100	K286307	12-023			☐	☑	☐
323.00	326.00	3.00	SSS	3.00	100	K286308	12-023			☐	☐	☐
326.00	329.00	3.00	SSS	2.89	96	K286309	12-023			☐	☐	☐
329.00	332.00	3.00	SSS	3.00	100	K286310	12-023			☐	☐	☐
332.00	335.00	3.00	SSS	3.00	100	K286311	12-023			☐	☐	☐

From (m)	To (m)	Interval (m)	Rock Type	Recovery (m)	Recovery %	Sample Number	BatchName	Batch Class	Standard	Blank	1/4 Dup	Coarse Dup
335.00	338.00	3.00	SSS	3.00	100	K286312	12-023			☐	☐	☐
338.00	341.00	3.00	SSS	2.98	99	K286313	12-023			☐	☐	☐
341.00	344.00	3.00	SSS	2.98	99	K286314	12-023			☐	☐	☐
344.00	347.00	3.00	SSS	3.00	100	K286315	12-023			☐	☐	☐
344.00	347.00	3.00	SSS	3.00	100	K286316	12-023			☐	☐	☑
347.00	350.00	3.00	SSS	3.00	100	K286317	12-023			☐	☐	☐
350.00	353.00	3.00	SSS	2.97	99	K286318	12-023			☐	☐	☐
353.00	356.00	3.00	SSS	3.00	100	K286319	12-023			☐	☐	☐
356.00	359.00	3.00	SSS	2.96	99	K286320	12-023			☐	☐	☐
359.00	362.00	3.00	SSS	3.00	100	K286321	12-023			☐	☐	☐
362.00	365.00	3.00	SSS	2.97	99	K286322	12-023			☐	☐	☐
365.00	368.00	3.00	SSS	2.98	99	K286323	12-023			☐	☐	☐
368.00	371.00	3.00	SSS	3.00	100	K286324	12-023			☐	☐	☐
371.00	374.00	3.00	SSS	3.00	100	K286326	12-023			☐	☐	☐
374.00	377.00	3.00	SSS	3.00	100	K286327	12-023			☐	☐	☐
377.00	380.00	3.00	SSS	3.00	100	K286328	12-023			☐	☐	☐
380.00	383.00	3.00	SSS	3.00	100	K286329	12-023			☐	☐	☐
383.00	386.00	3.00	SSS	3.00	100	K286330	12-023			☐	☐	☐
386.00	389.00	3.00	SSS	3.00	100	K286332	12-025			☐	☐	☐
389.00	392.00	3.00	SSS	2.96	99	K286333	12-025			☐	☐	☐
392.00	395.00	3.00	SSS	3.00	100	K286334	12-025			☐	☐	☐
395.00	398.00	3.00	SSS	3.00	100	K286336	12-025			☐	☐	☐
398.00	401.00	3.00	SSS	3.00	100	K286337	12-025			☐	☐	☐
401.00	404.00	3.00	SSS	3.00	100	K286338	12-025			☐	☐	☐
404.00	407.00	3.00	SSS	2.87	96	K286339	12-025			☐	☐	☐
407.00	410.00	3.00	SSS	2.97	99	K286340	12-025			☐	☐	☐
410.00	413.00	3.00	SSS	3.00	100	K286341	12-025			☐	☐	☐
413.00	416.00	3.00	SSS	3.00	100	K286342	12-025			☐	☐	☐
416.00	419.00	3.00	SSS	2.98	99	K286344	12-025			☐	☐	☐

From (m)	To (m)	Interval (m)	Rock Type	Recovery (m)	Recovery %	Sample Number	BatchName	Batch Class	Standard	Blank	1/4 Dup	Coarse Dup
419.00	422.00	3.00	SSS	3.00	100	K286345	12-025			☐	☐	☐
422.00	425.00	3.00	SSS	2.98	99	K286346	12-025			☐	☐	☐
425.00	428.00	3.00	SSS	3.00	100	K286347	12-025			☐	☐	☐
428.00	431.00	3.00	SSS	3.00	100	K286348	12-025			☐	☐	☐
431.00	434.00	3.00	SSS	3.00	100	K286349	12-025			☐	☐	☐
434.00	434.94	0.94	SSS	0.94	100	K286351	12-025			☐	☐	☐
434.94	437.00	2.06	SSS	2.06	100	K286353	12-025			☐	☐	☐
437.00	440.00	3.00	SSS	3.00	100	K286354	12-025			☐	☐	☐
440.00	443.00	3.00	SSS	3.00	100	K286355	12-025			☐	☐	☐
443.00	444.62	1.62	SSS	1.62	100	K286357	12-025			☐	☐	☐
444.62	446.00	1.38	SSS	1.38	100	K286358	12-025			☐	☐	☐
446.00	449.00	3.00	SSS	2.94	98	K286359	12-025			☐	☐	☐
446.00	449.00	3.00	SSS	2.94	98	K286360	12-025			☐	☐	☑
449.00	452.00	3.00	SSS	3.00	100	K286361	12-025			☐	☐	☐
452.00	455.00	3.00	SSS	2.96	99	K286362	12-025			☐	☐	☐
455.00	458.00	3.00	SSS	3.00	100	K286363	12-025			☐	☐	☐
458.00	461.00	3.00	SSS	3.00	100	K286364	12-025			☐	☐	☐
458.00	461.00	3.00	SSS	3.00	100	K286365	12-025			☐	☑	☐
461.00	464.00	3.00	SSS	3.00	100	K286366	12-025			☐	☐	☐
464.00	467.00	3.00	SSS	3.00	100	K286367	12-025			☐	☐	☐
467.00	470.00	3.00	SSS	3.00	100	K286368	12-025			☐	☐	☐
470.00	472.93	2.93	SSS	2.38	81	K286369	12-026			☐	☐	☐
472.93	473.83	0.90	SSS	0.90	100	K286370	12-026			☐	☐	☐
473.83	476.83	3.00	SSS	2.95	98	K286372	12-026			☐	☐	☐
476.83	479.83	3.00	SSS	3.00	100	K286373	12-026			☐	☐	☐
479.83	482.83	3.00	SSS	3.00	100	K286374	12-026			☐	☐	☐
482.83	485.83	3.00	SSS	3.00	100	K286375	12-026			☐	☐	☐
485.83	488.83	3.00	SSS	3.00	100	K286376	12-026			☐	☐	☐
488.83	491.83	3.00	SSS	3.00	100	K286378	12-026			☐	☐	☐

From (m)	To (m)	Interval (m)	Rock Type	Recovery (m)	Recovery %	Sample Number	BatchName	Batch Class	Standard	Blank	1/4 Dup	Coarse Dup
491.83	494.83	3.00	SSS	3.00	100	K286379	12-026			☐	☐	☐
494.83	497.83	3.00	SSS	3.00	100	K286380	12-026			☐	☐	☐
497.83	500.83	3.00	SSS	2.96	99	K286381	12-026			☐	☐	☐
500.83	503.83	3.00	SSS	3.00	100	K286382	12-026			☐	☐	☐
500.83	503.83	3.00	SSS	3.00	100	K286383	12-026			☐	☑	☐

From (m)	To (m)	Interval (m)	Recovery (m)	Recovery %	RQD	RQD %	Reactivity	Hardness	Weathering	Comments
0.00	4.00	4.00	0	0	0.00	0	0R	--	--	
4.00	5.00	1.00	1	100	0.59	59	0R	3H	2W	
5.00	8.00	3.00	1.9	63	0.60	20	0R	4H	2W	
8.00	11.00	3.00	2.43	81	0.37	12	0R	4H	2W	
11.00	14.00	3.00	2.95	98	1.65	55	0R	4H	1W	
14.00	17.00	3.00	2.95	98	1.81	60	0R	4H	1W	
17.00	20.00	3.00	3	100	1.34	45	0R	4H	1W	
20.00	23.00	3.00	3	100	2.14	71	0R	4H	1W	
23.00	26.00	3.00	2.96	99	1.96	65	0R	4H	1W	
26.00	29.00	3.00	3	100	2.86	95	0R	4H	1W	
29.00	32.00	3.00	2.94	98	2.51	84	0R	4H	2W	
32.00	35.00	3.00	3	100	2.16	72	0R	4H	2W	
35.00	38.00	3.00	3	100	2.29	76	0R	4H	1W	
38.00	41.00	3.00	3	100	1.89	63	0R	4H	2W	
41.00	44.00	3.00	2.92	97	1.70	57	0R	4H	2W	
44.00	47.00	3.00	2.93	98	2.08	69	0R	4H	2W	
47.00	50.00	3.00	2.91	97	1.72	57	0R	4H	3W	
50.00	53.00	3.00	2.96	99	1.08	36	0R	4H	3W	
53.00	56.00	3.00	2.93	98	2.40	80	0R	4H	1W	
56.00	59.00	3.00	3	100	1.86	62	0R	4H	1W	
59.00	62.00	3.00	3	100	2.11	70	0R	4H	1W	
62.00	65.00	3.00	3	100	1.36	45	0R	4H	1W	
65.00	68.00	3.00	2.91	97	1.75	58	0R	4H	2W	
68.00	71.00	3.00	3	100	1.95	65	0R	4H	2W	
71.00	74.00	3.00	3	100	1.84	61	0R	4H	1W	
74.00	77.00	3.00	3	100	1.33	44	0R	4H	1W	
77.00	80.00	3.00	3	100	2.11	70	0R	4H	1W	
80.00	83.00	3.00	3	100	1.86	62	0R	4H	1W	
83.00	86.00	3.00	3	100	2.61	87	0R	4H	1W	

From (m)	To (m)	Interval (m)	Recovery (m)	Recovery %	RQD	RQD %	Reactivity	Hardness	Weathering	Comments
86.00	89.00	3.00	3	100	1.65	55	0R	4H	2W	
89.00	92.00	3.00	3	100	2.26	75	0R	4H	1W	
92.00	95.00	3.00	3	100	1.89	63	0R	4H	1W	
95.00	98.00	3.00	3	100	1.75	58	0R	4H	1W	
98.00	101.00	3.00	2.98	99	1.28	43	0R	4H	1W	
101.00	104.00	3.00	2.97	99	2.23	74	0R	4H	1W	
104.00	107.00	3.00	2.98	99	1.56	52	0R	4H	2W	
107.00	110.00	3.00	3	100	1.87	62	0R	4H	2W	
110.00	113.00	3.00	3	100	1.47	49	0R	4H	2W	
113.00	116.00	3.00	3	100	1.89	63	0R	4H	2W	
116.00	119.00	3.00	3	100	1.73	58	0R	4H	2W	
119.00	122.00	3.00	3	100	0.85	28	0R	4H	2W	
122.00	125.00	3.00	3	100	1.98	66	0R	4H	2W	
125.00	128.00	3.00	3	100	1.41	47	0R	4H	2W	
128.00	131.00	3.00	3	100	1.87	62	0R	4H	2W	
131.00	134.00	3.00	3	100	1.66	55	0R	4H	2W	
134.00	137.00	3.00	2.92	97	1.74	58	0R	4H	2W	
137.00	140.00	3.00	2.97	99	1.57	52	0R	4H	2W	
140.00	143.00	3.00	3	100	2.48	83	0R	4H	2W	
143.00	146.00	3.00	3	100	0.78	26	0R	4H	1W	
146.00	149.00	3.00	3	100	1.51	50	0R	4H	1W	
149.00	152.00	3.00	3	100	0.89	30	0R	3H	2W	
152.00	155.00	3.00	3	100	2.88	96	0R	4H	1W	
155.00	158.00	3.00	2.96	99	2.18	73	0R	4H	1W	
158.00	161.00	3.00	3	100	2.12	71	0R	4H	1W	
161.00	164.00	3.00	3	100	2.45	82	0R	4H	1W	
164.00	167.00	3.00	3	100	1.86	62	0R	4H	1W	
167.00	170.00	3.00	3	100	2.42	81	0R	4H	2W	
170.00	173.00	3.00	3	100	1.99	66	0R	4H	1W	
173.00	176.00	3.00	3	100	2.30	77	0R	4H	1W	
176.00	179.00	3.00	2.97	99	2.60	87	0R	3H	1W	

From (m)	To (m)	Interval (m)	Recovery (m)	Recovery %	RQD	RQD %	Reactivity	Hardness	Weathering	Comments
179.00	182.00	3.00	3	100	2.12	71	0R	3H	2W	
182.00	185.00	3.00	3	100	2.67	89	0R	3H	1W	
185.00	188.00	3.00	3	100	2.58	86	0R	3H	1W	
188.00	191.00	3.00	3	100	2.55	85	0R	4H	1W	
191.00	194.00	3.00	3	100	2.00	67	0R	3H	1W	
194.00	197.00	3.00	2.9	97	2.12	71	1R	3H	2W	
197.00	200.00	3.00	3	100	1.65	55	0R	3H	1W	
200.00	203.00	3.00	3	100	2.19	73	0R	4H	1W	
203.00	206.00	3.00	3	100	1.00	33	0R	3H	2W	
206.00	209.00	3.00	2.9	97	1.70	57	0R	4H	1W	
209.00	212.00	3.00	3	100	2.45	82	0R	3H	1W	
212.00	215.00	3.00	3	100	1.78	59	0R	3H	1W	
215.00	218.00	3.00	3	100	1.47	49	0R	3H	1W	
218.00	221.00	3.00	2.94	98	1.98	66	0R	3H	1W	
221.00	224.00	3.00	2.98	99	1.95	65	0R	3H	1W	
224.00	227.00	3.00	3	100	0.77	26	0R	3H	1W	
227.00	230.00	3.00	2.98	99	1.19	40	1R	3H	1W	
230.00	233.00	3.00	3	100	2.09	70	0R	3H	1W	
233.00	236.00	3.00	3	100	1.85	62	0R	3H	2W	
236.00	239.00	3.00	2.82	94	1.70	57	0R	3H	2W	
239.00	242.00	3.00	2.97	99	1.29	43	0R	3H	1W	
242.00	245.00	3.00	3	100	2.67	89	0R	3H	1W	
245.00	248.00	3.00	2.95	98	2.06	69	0R	3H	1W	
248.00	251.00	3.00	3	100	2.17	72	0R	3H	1W	
251.00	254.00	3.00	3	100	2.69	90	0R	3H	1W	
254.00	257.00	3.00	2.95	98	2.45	82	0R	3H	1W	
257.00	260.00	3.00	2.98	99	1.62	54	0R	3H	1W	
260.00	263.00	3.00	3	100	2.49	83	0R	3H	1W	
263.00	266.00	3.00	3	100	2.42	81	0R	3H	1W	
266.00	269.00	3.00	3	100	2.36	79	0R	3H	1W	
269.00	272.00	3.00	3	100	2.35	78	0R	3H	1W	

From (m)	To (m)	Interval (m)	Recovery (m)	Recovery %	RQD	RQD %	Reactivity	Hardness	Weathering	Comments
272.00	275.00	3.00	2.98	99	2.00	67	0R	3H	2W	
275.00	278.00	3.00	2.95	98	2.17	72	0R	4H	1W	
278.00	281.00	3.00	3	100	2.16	72	0R	4H	1W	
281.00	284.00	3.00	2.84	95	1.80	60	0R	4H	2W	
284.00	287.00	3.00	2.6	87	0.72	24	0R	3H	2W	
287.00	290.00	3.00	2.53	84	0.00	0	0R	3H	1W	
290.00	293.00	3.00	3	100	1.42	47	0R	3H	1W	
293.00	296.00	3.00	3	100	1.59	53	0R	3H	1W	
296.00	299.00	3.00	3	100	1.04	35	0R	3H	1W	
299.00	302.00	3.00	3	100	2.49	83	0R	4H	1W	
302.00	305.00	3.00	2.85	95	2.45	82	0R	4H	1W	
305.00	308.00	3.00	3	100	2.20	73	0R	4H	1W	
308.00	311.00	3.00	2.96	99	2.38	79	0R	4H	1W	
311.00	314.00	3.00	3	100	2.44	81	0R	4H	1W	
314.00	317.00	3.00	3	100	2.25	75	0R	4H	1W	
317.00	320.00	3.00	2.94	98	2.33	78	0R	3H	1W	
320.00	323.00	3.00	3	100	1.67	56	0R	3H	2W	
323.00	326.00	3.00	3	100	2.34	78	0R	4H	2W	
326.00	329.00	3.00	2.89	96	1.85	62	0R	4H	2W	
329.00	332.00	3.00	3	100	1.76	59	0R	3H	2W	
332.00	335.00	3.00	3	100	1.67	56	0R	3H	2W	
335.00	338.00	3.00	3	100	2.56	85	0R	4H	2W	
338.00	341.00	3.00	2.98	99	2.84	95	0R	4H	2W	
341.00	344.00	3.00	2.98	99	2.29	76	0R	4H	2W	
344.00	347.00	3.00	3	100	1.73	58	0R	4H	2W	
347.00	350.00	3.00	3	100	2.05	68	0R	4H	2W	
350.00	353.00	3.00	2.97	99	1.51	50	0R	4H	2W	
353.00	356.00	3.00	3	100	2.41	80	0R	4H	2W	
356.00	359.00	3.00	2.96	99	2.01	67	0R	4H	2W	
359.00	362.00	3.00	3	100	2.92	97	0R	4H	2W	
362.00	365.00	3.00	2.97	99	2.36	79	0R	4H	2W	

From (m)	To (m)	Interval (m)	Recovery (m)	Recovery %	RQD	RQD %	Reactivity	Hardness	Weathering	Comments
365.00	368.00	3.00	2.98	99	2.49	83	0R	4H	2W	
368.00	371.00	3.00	3	100	1.19	40	0R	3H	2W	
371.00	374.00	3.00	3	100	1.74	58	0R	3H	2W	
374.00	377.00	3.00	3	100	2.36	79	0R	3H	2W	
377.00	380.00	3.00	3	100	2.75	92	0R	4H	2W	
380.00	383.00	3.00	3	100	1.90	63	0R	4H	2W	
383.00	386.00	3.00	3	100	1.23	41	1R	4H	2W	
386.00	389.00	3.00	3	100	1.33	44	0R	4H	2W	
389.00	392.00	3.00	2.96	99	2.24	75	0R	4H	2W	
392.00	395.00	3.00	3	100	2.50	83	0R	4H	2W	
395.00	398.00	3.00	3	100	2.69	90	0R	4H	2W	
398.00	401.00	3.00	3	100	2.54	85	0R	4H	2W	
401.00	404.00	3.00	3	100	2.44	81	0R	4H	1W	
404.00	407.00	3.00	2.87	96	2.67	89	0R	4H	1W	
407.00	410.00	3.00	2.97	99	1.99	66	0R	3H	1W	
410.00	413.00	3.00	3	100	1.76	59	0R	3H	1W	
413.00	416.00	3.00	3	100	1.88	63	0R	3H	1W	
416.00	419.00	3.00	2.98	99	1.61	54	0R	3H	1W	
419.00	422.00	3.00	3	100	2.31	77	0R	3H	1W	
422.00	425.00	3.00	2.98	99	2.34	78	1R	3H	1W	
425.00	428.00	3.00	3	100	2.33	78	0R	3H	2W	
428.00	431.00	3.00	3	100	2.69	90	1R	3H	2W	
431.00	434.00	3.00	3	100	1.76	59	1R	3H	2W	
434.00	437.00	3.00	3	100	2.51	84	0R	3H	2W	
437.00	440.00	3.00	3	100	2.47	82	0R	3H	2W	
440.00	443.00	3.00	3	100	2.15	72	0R	3H	2W	
443.00	446.00	3.00	3	100	2.65	88	0R	3H	2W	
446.00	449.00	3.00	2.94	98	2.49	83	0R	4H	1W	
449.00	452.00	3.00	3	100	2.38	79	0R	4H	1W	
452.00	455.00	3.00	2.96	99	2.52	84	0R	4H	1W	
455.00	458.00	3.00	3	100	2.31	77	0R	4H	1W	

From (m)	To (m)	Interval (m)	Recovery (m)	Recovery %	RQD	RQD %	Reactivity	Hardness	Weathering	Comments
458.00	461.00	3.00	3	100	2.30	77	0R	4H	1W	
461.00	464.00	3.00	3	100	2.50	83	0R	4H	1W	
464.00	467.00	3.00	3	100	2.55	85	1R	4H	1W	
467.00	470.00	3.00	2.45	82	1.60	53	0R	4H	1W	
470.00	473.00	3.00	2.8	93	2.42	81	0R	4H	1W	
473.00	476.83	3.83	2.95	77	2.25	59	0R	4H	1W	Extremely short interval pulled at .83cm. Numbers adjusted.
476.83	479.83	3.00	3	100	2.78	93	0R	4H	1W	
479.83	482.83	3.00	3	100	1.73	58	0R	4H	1W	
482.83	485.83	3.00	3	100	2.11	70	0R	4H	1W	
485.83	488.83	3.00	3	100	2.86	95	0R	4H	1W	
488.83	491.83	3.00	3	100	2.33	78	0R	4H	1W	
491.83	494.83	3.00	3	100	2.28	76	0R	4H	1W	
494.83	497.83	3.00	3	100	2.27	76	0R	4H	1W	
497.83	500.83	3.00	2.96	99	1.83	61	0R	4H	1W	
500.83	503.83	3.00	3	100	1.43	48	0R	4H	2W	EOH

Depth (m)	Magnetic Susceptibility	Rock Type	Comments
1	0	CAS	no recovery
2	0	CAS	
3	0	CAS	
4	0	CAS	
4	0	SSS	
5	0	SSS	rubble
6	0	SSS	
7	3.4	SSS	
8	5.4	SSS	
9	3.09	SSS	
10	5.71	SSS	
11	1.84	SSS	
12	3.4	SSS	
13	4.39	SSS	
14	2.51	SSS	
15	4.83	SSS	
16	2.3	SSS	
17	3.89	SSS	
18	3.62	SSS	
19	2.91	SSS	
20	4.13	SSS	
21	3.27	SSS	
22	4.06	SSS	
23	10.8	SSS	
24	6.2	SSS	
25	3.83	SSS	
26	3.21	SSS	
27	3.51	SSS	
28	6.41	SSS	

Depth (m)	Magnetic Susceptibility	Unit	Comments
29	4.88	SSS	
30	1.99	SSS	
31	6.82	SSS	
32	3.55	SSS	
33	6.75	SSS	
34	3	SSS	
35	4.13	SSS	
36	3.18	SSS	
37	4.84	SSS	
38	3.17	SSS	
39	3.95	SSS	
40	4.92	SSS	
41	5.99	SSS	
42	3.36	SSS	
43	3.85	SSS	
44	0.63	SSS	
45	2.03	SSS	
46	3.46	SSS	
47	3.22	SSS	
48	4.23	SSS	
49	3.5	SSS	
50	3.83	SSS	
51	1.9	SSS	
52	2.83	SSS	
53	2.87	SSS	
54	1.28	SSS	
55	2.1	SSS	
56	3.23	SSS	
57	1.32	SSS	

Depth (m)	Magnetic Susceptibility	Rock Type	Comments
58	2.25	SSS	
59	3.51	SSS	
60	1.43	SSS	
61	2.63	SSS	
62	2.6	SSS	
63	2.94	SSS	
64	4.4	SSS	
65	3	SSS	
66	3.49	SSS	
67	4.4	SSS	
68	3.46	SSS	
69	7.79	SSS	
70	1.28	SSS	
71	4.63	SSS	
72	2.8	SSS	
73	3.93	SSS	
74	3.91	SSS	
75	2.19	SSS	
76	0.75	SSS	
77	2.11	SSS	
78	2.76	SSS	
79	2.64	SSS	
80	0.55	SSS	
81	3.24	SSS	
82	1.61	SSS	
83	3.28	SSS	
84	1.15	SSS	
85	1.38	SSS	
86	3.64	SSS	
87	2.8	SSS	
88	3.16	SSS	

Depth (m)	Magnetic Susceptibility	Unit	Comments
89	1.46	SSS	
90	10.51	SSS	
91	11.22	SSS	
92	4.49	SSS	
93	3.05	SSS	
94	5.08	SSS	
95	2.67	SSS	
96	5.6	SSS	
97	4.27	SSS	
98	1.09	SSS	
99	6.18	SSS	
100	9.17	SSS	
101	3.84	SSS	
102	4.18	SSS	
103	1.64	SSS	
104	2.86	SSS	
105	4.28	SSS	
106	3.22	SSS	
107	4.79	SSS	
108	2.38	SSS	
109	3.32	SSS	
110	2.43	SSS	
111	1.19	SSS	
112	1.97	SSS	
113	2.92	SSS	
114	4.37	SSS	
115	2.82	SSS	
116	1.11	SSS	
117	3.16	SSS	
118	2.21	SSS	
119	4.06	SSS	

Depth (m)	Magnetic Susceptibility	Rock Type	Comments
120	5.62	SSS	
121	2.82	SSS	
122	4.87	SSS	
123	4.04	SSS	
124	3.46	SSS	
125	4.22	SSS	
126	2.69	SSS	
127	1.99	SSS	
128	3.13	SSS	
129	6.81	SSS	
130	4.24	SSS	
131	3.77	SSS	
132	1.83	SSS	
133	3.57	SSS	
134	1.94	SSS	
135	2.08	SSS	
136	1.69	SSS	
137	3.87	SSS	
138	1.3	SSS	
139	3.43	SSS	
140	4.49	SSS	
141	2.08	SSS	
142	2.92	SSS	
143	1.71	SSS	
144	2.32	SSS	
145	1.14	SSS	
146	1.6	SSS	
147	3.78	SSS	
148	1.27	SSS	
149	4.95	SSS	
150	2.06	SSS	

Depth (m)	Magnetic Susceptibility	Unit	Comments
151	0.23	SSS	
152	0.05	SSS	
153	0.53	SSS	
154	2	SSS	
155	0.97	SSS	
156	4.88	SSS	
157	3.6	SSS	
158	2.44	SSS	
159	4.53	SSS	
160	2.77	SSS	
161	1.53	SSS	
162	3.48	SSS	
163	1.49	SSS	
164	1.3	SSS	
165	2.26	SSS	
166	1.72	SSS	
167	12.14	SSS	
168	2.81	SSS	
169	3.47	SSS	
170	0.73	SSS	
171	2.73	SSS	
172	2.07	SSS	
173	2	SSS	
174	9.91	SSS	
175	2.71	SSS	
176	2.13	SSS	
177	4.19	SSS	
178	1.68	SSS	
179	2.27	SSS	
180	0.37	SSS	
181	1.79	SSS	

Depth (m)	Magnetic Susceptibility	Rock Type	Comments
182	0.29	SSS	
183	2.21	SSS	
184	5.14	SSS	
185	3.48	SSS	
186	3.54	SSS	
187	2.78	SSS	
188	5.05	SSS	
189	1.36	SSS	
190	2.56	SSS	
191	2.26	SSS	
192	2.93	SSS	
193	6.86	SSS	
194	7.52	SSS	
195	9.84	SSS	
196	4.08	SSS	
197	4.47	SSS	
198	3.16	SSS	
199	13.12	SSS	
200	9.44	SSS	
201	3.24	SSS	
202	5.23	SSS	
203	6.43	SSS	
204	6.24	SSS	
205	5.59	SSS	
206	6.1	SSS	
207	4.84	SSS	
208	11.74	SSS	
209	4.93	SSS	
210	2.71	SSS	
211	3.98	SSS	
212	2.45	SSS	

Depth (m)	Magnetic Susceptibility	Unit	Comments
213	2.84	SSS	
214	5.61	SSS	
215	2.87	SSS	
216	2.64	SSS	
217	0.63	SSS	
218	0.95	SSS	
219	1.67	SSS	
220	3.66	SSS	
221	2.31	SSS	
222	2.45	SSS	
223	1.11	SSS	
224	3.02	SSS	
225	7.66	SSS	
226	0.37	SSS	
227	2.01	SSS	
228	1.57	SSS	
229	0.62	SSS	
230	1.15	SSS	
231	0.67	SSS	
232	2.31	SSS	
233	2.27	SSS	
234	4.28	SSS	
235	5.01	SSS	
236	5	SSS	
237	2.15	SSS	
238	13.4	SSS	
239	3.46	SSS	
240	4.88	SSS	
241	8.58	SSS	
242	2.66	SSS	
243	2.51	SSS	

Depth (m)	Magnetic Susceptibility	Rock Type	Comments
244	4.62	SSS	
245	4.02	SSS	
246	2.79	SSS	
247	4.44	SSS	
248	5.65	SSS	
249	2.53	SSS	
250	8.2	SSS	
251	7.12	SSS	
252	4.47	SSS	
253	2.27	SSS	
254	11.09	SSS	
255	1.76	SSS	
256	12.46	SSS	
257	5.33	SSS	
258	7.01	SSS	
259	8.93	SSS	
260	4.85	SSS	
261	2.21	SSS	
262	6.95	SSS	
263	5.28	SSS	
264	5.21	SSS	
265	4.4	SSS	
266	3.85	SSS	
267	5.2	SSS	
268	3.43	SSS	
269	4.67	SSS	
270	5.79	SSS	
271	3.97	SSS	
272	12.78	SSS	
273	5.52	SSS	
274	5.74	SSS	

Depth (m)	Magnetic Susceptibility	Unit	Comments
275	6.76	SSS	
276	3.41	SSS	
277	5.52	SSS	
278	6.12	SSS	
279	14.38	SSS	
280	2	SSS	
281	3.8	SSS	
282	4.2	SSS	
283	4.42	SSS	
284	0.29	SSS	
285	4.19	SSS	
286	6.56	SSS	
287	6.71	SSS	
288	0.35	SSS	
289	6.68	SSS	
290	5.59	SSS	
291	4.49	SSS	
292	6.19	SSS	
293	2.57	SSS	
294	2.76	SSS	
295	1.65	SSS	
296	1	SSS	
297	1.24	SSS	
298	3.28	SSS	
299	10.91	SSS	
300	11.24	SSS	
301	2.56	SSS	
302	1.79	SSS	
303	16.81	SSS	
304	10.71	SSS	
305	3.13	SSS	

Depth (m)	Magnetic Susceptibility	Rock Type	Comments
306	19.65	SSS	
307	13.18	SSS	
308	4.53	SSS	
309	31.42	SSS	
310	7.63	SSS	
311	4.7	SSS	
312	1.76	SSS	
313	1.55	SSS	
314	2.21	SSS	
315	4.62	SSS	
316	5.13	SSS	
317	3.56	SSS	
318	1.2	SSS	
319	3.39	SSS	
320	1.78	SSS	
321	5.6	SSS	
322	7.4	SSS	
323	5.92	SSS	
324	2.84	SSS	
325	6.17	SSS	
326	2.84	SSS	
327	4.89	SSS	
328	6.97	SSS	
329	4.45	SSS	
330	4.6	SSS	
331	9.07	SSS	
332	7.45	SSS	
333	3.44	SSS	
334	3.44	SSS	
335	2.72	SSS	
336	1.84	SSS	
337	5.15	SSS	
338	3.38	SSS	
339	1.54	SSS	
340	3.77	SSS	
341	5.07	SSS	
342	11.25	SSS	
343	2.34	SSS	
344	5.54	SSS	
345	2.69	SSS	
346	3.92	SSS	
347	3.59	SSS	
348	5.15	SSS	
349	4.82	SSS	
350	10.24	SSS	
351	4.48	SSS	
352	7.71	SSS	
353	3.4	SSS	
354	5.18	SSS	
355	3.29	SSS	
356	10.22	SSS	
357	6.77	SSS	
358	5.53	SSS	
359	2.09	SSS	
360	6.15	SSS	
361	5	SSS	
362	7.24	SSS	
363	1.39	SSS	
364	1.52	SSS	
365	5.13	SSS	
366	2.62	SSS	
367	5.65	SSS	

Depth (m)	Magnetic Susceptibility	Rock Type	Comments
368	2.38	SSS	
369	2.56	SSS	
370	2.93	SSS	
371	4.3	SSS	
372	0.84	SSS	
373	0.79	SSS	
374	4.24	SSS	
375	0.18	SSS	
376	2.6	SSS	
377	2.3	SSS	
378	5.14	SSS	
379	1.95	SSS	
380	1.21	SSS	
381	4.21	SSS	
382	4.21	SSS	
383	0.21	SSS	
384	2.48	SSS	
385	3.8	SSS	
386	3.25	SSS	
387	4.45	SSS	
388	6.37	SSS	
389	2.98	SSS	
390	1.74	SSS	
391	4.7	SSS	
392	0.52	SSS	
393	0.49	SSS	
394	0.24	SSS	
395	8.96	SSS	
396	1.62	SSS	
397	0.23	SSS	
398	0.53	SSS	
399	0.33	SSS	
400	0.21	SSS	
401	0.05	SSS	
402	0.43	SSS	
403	0.14	SSS	
404	0.04	SSS	
405	0.15	SSS	
406	0.62	SSS	
407	0.26	SSS	
408	0.55	SSS	
409	0.28	SSS	
410	0.58	SSS	
411	0	SSS	
412	0.33	SSS	
413	0.82	SSS	
414	0.38	SSS	
415	3.31	SSS	
416	0.68	SSS	
417	1.51	SSS	
418	2.45	SSS	
419	0.24	SSS	
420	0.35	SSS	
421	4.05	SSS	
422	0.65	SSS	
423	0.11	SSS	
424	1.38	SSS	
425	4.13	SSS	
426	0.34	SSS	
427	0.37	SSS	
428	1.41	SSS	
429	9.97	SSS	

Depth (m)	Magnetic Susceptibility	Rock Type	Comments
430	0.7	SSS	
431	9.75	SSS	
432	0.84	SSS	
433	1.11	SSS	
434	9.15	SSS	
435	0.49	SSS	
436	3.7	SSS	
437	4.83	SSS	
438	8.54	SSS	
439	13.39	SSS	
440	18.51	SSS	
441	17.98	SSS	
442	33.73	SSS	
443	32.37	SSS	
444	15.25	SSS	
445	8.99	SSS	
446	8.74	SSS	
447	8.89	SSS	
448	5.53	SSS	
449	3.59	SSS	
450	9.95	SSS	
451	1.67	SSS	
452	1.62	SSS	
453	9	SSS	
454	2.89	SSS	
455	6.13	SSS	
456	0.6	SSS	
457	0.17	SSS	
458	1.38	SSS	
459	3.14	SSS	
460	1.07	SSS	

Depth (m)	Magnetic Susceptibility	Unit	Comments
461	7.63	SSS	
462	1.13	SSS	
463	0.14	SSS	
464	0.06	SSS	
465	0.56	SSS	
466	0.32	SSS	
467	0.16	SSS	
468	1.4	SSS	
469	0.52	SSS	
470	1.25	SSS	
471	0.23	SSS	
472	0.14	SSS	
473	3.02	SSS	
476	0.29	SSS	
477	0.13	SSS	
478	0.21	SSS	
479	0.23	SSS	
480	0.6	SSS	
481	0.3	SSS	
482	0.2	SSS	
483	0.8	SSS	
484	0.25	SSS	
485	0.08	SSS	
486	0.13	SSS	
487	0.97	SSS	
488	0.72	SSS	
489	0.25	SSS	
490	0.48	SSS	
491	1.38	SSS	
492	0.47	SSS	
493	0.08	SSS	

Depth (m)	Magnetic Susceptibility	Rock Type	Comments
494	0.14	SSS	
495	0.07	SSS	
496	0.12	SSS	
497	0.64	SSS	
498	1.55	SSS	
499	0.62	SSS	
500	2.21	SSS	
501	2.34	SSS	
502	1.63	SSS	
503	0.65	SSS	E.O.H

Depth (m)	Magnetic Susceptibility	Unit	Comments

Hole Name	From (m)	Length (m)	Core Size	Rock Type	Weight in Air (g)	Weight in Water (g)	Density (g/cm3)	Specific Gravity	Comments
KEG-12-046									
	27	12.6	NQ2	SSS	678.3	464.5	2.7	3.2	chert with randomly oriented mineralized veinlets 1-2mmm thick containing po
	54.1	12.4	NQ2	SSS	672	423.3	2.7	2.7	chert with x-cutting fractures containing quartz and mineralized sulphides
	91	12.4	NQ2	SSS	713.8	424	2.9	2.5	moderatly chlorite altered with several oriented mineralized fractures 1mm thick 30 degrees to core axis
	119.13	13.4	NQ2	SSS	729.2	462	2.7	2.7	Siltstone with mineralized hairline fractures, trace po
	161.1	13.1	NQ2	SSS	692.2	435.3	2.6	2.7	several randomly oriented fractures mineralized with po and py, chlorite altered vein envelopes
	188.49	11.4	NQ2	SSS	615.9	386.3	2.7	2.7	several randomly oriented fractures mineralized with po and py, chlorite altered vein envelopes
	230.84	14	NQ2	SSS	757.5	473.9	2.7	2.7	intensly bleached with cross cutting hairline fractures with with trace po mineralization
	268.27	14.3	NQ2	SSS	785.6	496.2	2.7	2.7	several 1mm wide mineralized fractures with po and trace cp
	299.85	11.5	NQ2	SSS	633.4	409.3	2.7	2.8	siliceous siltstone with two mineralized 1cm wide quartz veins
	334.36	12.1	NQ2	SSS	652.6	408.7	2.7	2.7	weakly bleached siliceous siltstone with shallow weakly calcareous veinlet hosting Po and trace Cp

Hole Name	From (m)	Length (m)	Core Size	Rock Type	Weight in Air (g)	Weight in Water (g)	Density (g/cm3)	Specific Gravity	Comments
	367.81	13.2	NQ2	SSS	709.6	449.7	2.7	2.7	fractured siliceous siltstone with mineralization within fractures ranging from hairline to 2mm randomly oriented
	419.64	12.3	NQ2	SSS	802.2	514.2	3.2	2.8	very strong bleached section with trace Po and As in small discontinuous fractures
	450.45	12.8	NQ2	SSS	731.1	468.8	2.8	2.8	unaltered siliceous siltstone with weak fracture controled Po mineralization
	485.42	12.2	NQ2	SSS	663.8	367.2	2.7	2.2	weakly bleached, weak fracture controled Po mineralization within hairline fractures

Keg - Silver Range

Archer, Cathro & Associates (1981) Limited

Grid East	Grid North	Easting	Northing	Elevation	Depth (m)
		586804	6940299	1040.19	144

ZONE: Keg

SECTION: 11+040

HOLE: KEG-12-047

CLAIM: YD33680

Contractor: Top Rank

Drill: 1

Core Size: NQ2

Casing Depth: 6.64m, Out

Drilling Dates: Jun 20 - Jun 23, 2012

Geology Logged By: N. Phillips

SURVEY			
Depth (m)	Azimuth	Dip	Method
0	340	-50	Compass
137	343	-47.6	Ranger

TARGET:

SUMMARY			
From (m)	To (m)	Interval (m)	Rock Type
0	6.64	6.64	CAS
6.64	33.95	27.31	SLT
33.95	44.18	10.23	FLR
44.18	75.39	31.21	SLT
75.39	113	37.61	ARG
113	144	31	SLT

SAMPLES	
Numbers:	K284429 to K284498
Total:	71
Batch:	022, 024, 027
Certificates:	WH12152626, WH12152628, WH12154941

COMMENTS

Box Log

KEG-12-047

Silver Range
Keg Zone

Archer,Cathro & Associates (1981) Limited

Box Number	From (m)	To (m)
1	6.64	13.15
2	13.15	18.18
3	18.18	23.45
4	23.45	28.77
5	28.77	34.16
6	34.16	39.43
7	39.43	45.15
8	45.15	50.34
9	50.34	56
10	56	61.13
11	61.13	66.53
12	66.53	72.02
13	72.02	77.71
14	77.71	83.12
15	83.12	89
16	89	94.47
17	94.47	99.84
18	99.84	105.45
19	105.45	111.16
20	111.16	116.59
21	116.59	122.19
22	122.19	127.9
23	127.9	132.85
24	132.85	141.59
25	141.59	144

Box Number	From (m)	To (m)

Box Number	From (m)	To (m)

From (m)	To (m)	Interval (m)	Rock Type	Grain Size	Description	Shade	Colour	Texture	Alteration	Intensity	Mineral	Conc.
0.00	6.64	6.64	CAS	FG	Casing, no recovery.							
						--	--	---	---	--	--	0
6.64	13.40	6.76	SLT	FG	Light orange to light grey, rubbly siliceous siltstone that has been moderately bleached, chlorite altered and oxidized, little mineralization is seen within the rubble, but some blebby pyrrhotite, and sphalerite are seen in larger pieces.							
						LT	GY	RB	CHL	3I	Sp	2
						LT	OR	FR	BLE	4I	Po	2
									OXI	3I		
13.40	33.95	20.55	SLT	FG	Siliceous siltstone with strong fracture controlled mineralization. Siltstone is light grey to green, strongly bleached and chlorite altered. Mineralization consists of medium to coarse grained galena, sphalerite, chalcopyrite, and pyrrhotite within calcite veins and veinlets with orientations ranging between 20 and 80 deg. TCA. Unit is laminated with laminations ranging from 9 - 15 degrees TCA. Oxidation occurs primarily close to the top of the hole, but also occurs along fractures lower down.							
						LT	GY	LA	CHL	4I	Gn	3
						LT	GN	FR	BLE	4I	Sp	4
											Po	2
									OXI	2I	Cp	1.5
33.95	44.18	10.23	FLR	FG	Large fault zone witj abrupt contacts oriented at approx. 50 deg. TCA. Fault zone consists of small (0.2 cm) to large (10's of cm) angular blocks of siliceous siltstone within a network of fine grained calcite veins and veinlets. Some mineralization occurs in the veins and veinlets and consists of fine-medium grained sphalerite, galena, pyrrhotite, and pyrite. One very coarse, vuggy calcite vein occurs at 43.23 m. Fault is highly chlorite altered and weakly clay altered. Fault contact appears to be at approx. 38.70 m, where intense shlorite and clay alterations occur over a 7 cm interval.							
						LT	WH	RB	CLY	2I	Po	2.5
						LT	GY	FR	CHL	5I	Gn	2.5
						LT	GN	BX			Cp	0.5

From (m)	To (m)	Interval (m)	Rock Type	Grain Size	Description	Shade	Colour	Texture	Alteration	Intensity	Mineral	Conc.
											Py	1
44.18	46.10	1.92	SLT	FG	Fairly oxidized interval of siliceous siltstone with moderate calcite veining at a low angle TCA (<15% TCA). Trace fracture controlled pyrrhotite is seen along fractures.							
						--	--	---	OXI	3I	Po	1
46.10	48.20	2.10	SLT	FG	Interval with moderately strong fracture controlled mineralization consisting of medium to coarse grained sphalerite, pyrrhotite, galena, and chalcopyrite with calcite veinlets. Mineralization widens and pinches out at random and no distinct attitude to core axis is definable. The siltstone is much more bleached likely due to silicification as the interval is very hard (approx. 7, on Moh's hardness scale). Weakly laminated, but not visible due to alteration.							
						LT	GY	FR	CHL	1I	Sp	6
						--	WH	LA	SIL	3I	Gn	3
						--	--		BLE	4I	Po	6
											Cp	1
48.20	66.25	18.05	SLT	FG	Light to medium grey, fractures and laminates siliceous siltstone.							
						MD	GY	LA			Po	0.75
						LT	GY	FR	CHL	1I	Sp	1
						LT	GN				Gn	0.5
											Cp	0.05
											As	0.05
66.25	75.39	9.14	SLT	FG	Mainly dark grey, with short intervals of light grey, weakly bleached and chlorite altered in small sections and contains moderate mineralization in calcite veinlets. Mineralization consists of fine to medium grained sphalerite, arsenopyrite, pyrrhotite, chalcopyrite, and galena.							
						LT	GY	FR	CHL	1I	Po	2.5
						DK	GY	LA	BLE	1I	Sp	2.5
											As	2
											Cp	1
											Gn	0.5

From (m)	To (m)	Interval (m)	Rock Type	Grain Size	Description	Shade	Colour	Texture	Alteration	Intensity	Mineral	Conc.
75.39	113.00	37.61	ARG	FG	Laminations (foliations) are readily visible (see primary structure log). Lower contact is sharp at 60 deg. TCA (parallel with laminations), while upper contact is diffuse (parallel with laminations), and intercalated for a bit. Black calcareous laminated argillite with pervasive stockwork style calcite fractures with a dominant orientation of 30 to 45 deg. TCA. Some sections have a brecciated texture due to pervasive fractures. Unit is generally unaltered though trace oxidation and some chlorite alteration occurs along some fractures. Unit is unmineralized, except for trace pyrrhotite which occurs along fractures.							
						--	BK	---	OXI	1I	Po	0.5
									CHL	1I		
113.00	144.00	31.00	SLT	FG	Light and medium grey siliceous siltstone with fiar oxidation mainly along fractures. Interval is generally unmineralized though trace galena, sphalerite and pyrrhotite are found in some (1 - 3 mm) veinlets with a general orientation of approx. 30 deg. TCA. Two small (15cm) faults occur at 142.25 m to 142.40 m and 143.05 m to 143.10 m with contacts oriented at 39 deg. TCA (see secoundary structure log for more detail).							
						MD	GY				Po	0.5
						LT	GY	---	OXI	2I	Gn	0.2
											Sp	0.3

From (m)	To (m)	Interval (m)	Rock Type	Recovery (m)	Recovery %	Sample Number	BatchName	Batch Class	Standard	Blank	1/4 Dup	Coarse Dup
0.00	0.00	0.00	-QC-	0.00	0	K284496	12-027		K-3	☐	☐	☐
0.00	0.00	0.00	-QC-	0.00	0	K284441	12-022		K-1	☐	☐	☐
0.00	0.00	0.00	-QC-	0.00	0	K284451	12-024			☑	☐	☐
0.00	0.00	0.00	-QC-	0.00	0	K284457	12-024			☑	☐	☐
0.00	0.00	0.00	-QC-	0.00	0	K284466	12-024		K-4	☐	☐	☐
0.00	0.00	0.00	-QC-	0.00	0	K284472	12-024		K-3	☐	☐	☐
0.00	0.00	0.00	-QC-	0.00	0	K284487	12-027		K-4	☐	☐	☐
0.00	0.00	0.00	-QC-	0.00	0	K284431	12-022			☑	☐	☐
6.64	8.00	1.36	CAS, SLT	1.36	100	K284429	12-022			☐	☐	☐
8.00	11.00	3.00	SLT	1.62	54	K284430	12-022			☐	☐	☐
11.00	13.54	2.54	SLT	1.26	50	K284432	12-022			☐	☐	☐
13.54	15.42	1.88	SLT	1.78	95	K284433	12-022			☐	☐	☐
15.42	16.50	1.08	SLT	1.08	100	K284434	12-022			☐	☐	☐
15.42	16.50	1.08	SLT	1.08	100	K284435	12-022			☐	☑	☐
16.50	17.53	1.03	SLT	1.01	98	K284436	12-022			☐	☐	☐
17.53	20.13	2.60	SLT	2.55	98	K284437	12-022			☐	☐	☐
20.13	21.57	1.44	SLT	1.44	100	K284438	12-022			☐	☐	☐
21.57	23.00	1.43	SLT	1.31	92	K284439	12-022			☐	☐	☐
23.00	24.44	1.44	SLT	1.38	96	K284440	12-022			☐	☐	☐
24.44	26.00	1.56	SLT	1.56	100	K284442	12-022			☐	☐	☐
26.00	27.05	1.05	SLT	1.05	100	K284443	12-022			☐	☐	☐
27.05	29.00	1.95	SLT	1.95	100	K284444	12-022			☐	☐	☐
29.00	30.76	1.76	SLT	1.76	100	K284445	12-022			☐	☐	☐
30.76	32.80	2.04	SLT	2.04	100	K284446	12-022			☐	☐	☐
32.80	33.95	1.15	SLT	1.15	100	K284447	12-024			☐	☐	☐
33.95	35.00	1.05	FLR, SLT	0.96	91	K284448	12-024			☐	☐	☐

From (m)	To (m)	Interval (m)	Rock Type	Recovery (m)	Recovery %	Sample Number	BatchName	Batch Class	Standard	Blank	1/4 Dup	Coarse Dup
35.00	38.00	3.00	FLR	3.00	100	K284449	12-024			☐	☐	☐
38.00	39.70	1.70	FLR	1.70	100	K284450	12-024			☐	☐	☐
39.70	41.00	1.30	FLR	1.24	95	K284452	12-024			☐	☐	☐
41.00	42.70	1.70	FLR	1.70	100	K284453	12-024			☐	☐	☐
42.70	44.18	1.48	FLR	1.46	99	K284454	12-024			☐	☐	☐
44.18	46.10	1.92	FLR, SLT	1.92	100	K284455	12-024			☐	☐	☐
46.10	48.20	2.10	SLT	1.85	88	K284456	12-024			☐	☐	☐
48.20	50.00	1.80	SLT	1.80	100	K284458	12-024			☐	☐	☐
50.00	53.00	3.00	SLT	3.00	100	K284459	12-024			☐	☐	☐
53.00	56.00	3.00	SLT	3.00	100	K284460	12-024			☐	☐	☐
53.00	56.00	3.00	SLT	3.00	100	K284461	12-024			☐	☑	☐
56.00	59.00	3.00	SLT	3.00	100	K284462	12-024			☐	☐	☐
59.00	62.00	3.00	SLT	3.00	100	K284463	12-024			☐	☐	☐
62.00	65.00	3.00	SLT	3.00	100	K284464	12-024			☐	☐	☐
65.00	68.00	3.00	SLT	3.00	100	K284465	12-024			☐	☐	☐
68.00	71.00	3.00	SLT	3.00	100	K284467	12-024			☐	☐	☐
71.00	74.00	3.00	SLT	2.88	96	K284468	12-024			☐	☐	☐
74.00	75.39	1.39	SLT	1.39	100	K284469	12-024			☐	☐	☐
75.39	77.00	1.61	ARG, SLT	1.61	100	K284470	12-024			☐	☐	☐
77.00	80.00	3.00	ARG	3.00	100	K284471	12-024			☐	☐	☐
80.00	83.00	3.00	ARG	3.00	100	K284473	12-024			☐	☐	☐
83.00	86.00	3.00	ARG	3.00	100	K284474	12-024			☐	☐	☐
86.00	89.00	3.00	ARG	3.00	100	K284475	12-024			☐	☐	☐
89.00	92.00	3.00	ARG	3.00	100	K284476	12-024			☐	☐	☐
92.00	95.00	3.00	ARG	2.99	100	K284477	12-024			☐	☐	☐
92.00	95.00	3.00	ARG	2.99	100	K284478	12-024			☐	☐	☑
95.00	98.00	3.00	ARG	2.99	100	K284479	12-024			☐	☐	☐
98.00	101.00	3.00	ARG	2.96	99	K284480	12-024			☐	☐	☐

From (m)	To (m)	Interval (m)	Rock Type	Recovery (m)	Recovery %	Sample Number	BatchName	Batch Class	Standard	Blank	1/4 Dup	Coarse Dup
101.00	104.00	3.00	ARG	3.00	100	K284481	12-024			☐	☐	☐
104.00	107.00	3.00	ARG	2.97	99	K284482	12-024			☐	☐	☐
107.00	110.00	3.00	ARG	3.00	100	K284483	12-027			☐	☐	☐
110.00	113.00	3.00	ARG	3.00	100	K284484	12-027			☐	☐	☐
113.00	116.00	3.00	SLT, ARG	3.00	100	K284485	12-027			☐	☐	☐
116.00	119.00	3.00	SLT	2.99	100	K284486	12-027			☐	☐	☐
119.00	122.00	3.00	SLT	3.00	100	K284488	12-027			☐	☐	☐
122.00	125.00	3.00	SLT	2.97	99	K284489	12-027			☐	☐	☐
125.00	128.00	3.00	SLT	3.00	100	K284490	12-027			☐	☐	☐
125.00	128.00	3.00	SLT	3.00	100	K284491	12-027			☐	☑	☐
128.00	131.00	3.00	SLT	3.00	100	K284492	12-027			☐	☐	☐
131.00	134.00	3.00	SLT	3.00	100	K284493	12-027			☐	☐	☐
134.00	137.00	3.00	SLT	2.95	98	K284494	12-027			☐	☐	☐
137.00	140.00	3.00	SLT	3.00	100	K284495	12-027			☐	☐	☐
140.00	142.00	2.00	SLT	2.00	100	K284497	12-027			☐	☐	☐
142.00	144.00	2.00	SLT	2.00	100	K284498	12-027			☐	☐	☐

From (m)	To (m)	Interval (m)	Recovery (m)	Recovery %	RQD	RQD %	Reactivity	Hardness	Weathering	Comments
0.00	6.64	6.64	0	0	0.00	0	0R	--	--	Casing, no recovery
6.64	8.00	1.36	1.36	100	0.00	0	0R	2H	4W	Rubble
8.00	11.00	3.00	2.24	75	0.00	0	0R	1H	4W	
11.00	14.00	3.00	2.24	75	0.00	0	0R	1H	4W	
14.00	17.00	3.00	2.96	99	0.94	31	0R	1H	3W	
17.00	20.00	3.00	3	100	1.54	51	1R	2H	3W	
20.00	23.00	3.00	2.96	99	1.52	51	1R	1H	3W	
23.00	26.00	3.00	3	100	1.97	66	1R	1H	3W	
26.00	29.00	3.00	3	100	1.53	51	1R	2H	3W	
29.00	32.00	3.00	3	100	1.59	53	1R	2H	3W	
32.00	35.00	3.00	2.91	97	1.05	35	3R	1H	3W	
35.00	38.00	3.00	3	100	1.81	60	3R	1H	3W	
38.00	41.00	3.00	2.94	98	1.64	55	3R	1H	3W	
41.00	44.00	3.00	2.98	99	1.73	58	3R	1H	3W	
44.00	47.00	3.00	2.75	92	1.32	44	0R	1H	4W	
47.00	50.00	3.00	3	100	0.99	33	1R	1H	3W	
50.00	53.00	3.00	3	100	1.88	63	0R	1H	2W	
53.00	56.00	3.00	3	100	0.97	32	0R	1H	2W	
56.00	59.00	3.00	3	100	0.90	30	1R	1H	3W	
59.00	62.00	3.00	3	100	1.75	58	0R	1H	4W	
62.00	65.00	3.00	3	100	1.78	59	0R	1H	3W	
65.00	68.00	3.00	3	100	1.04	35	1R	1H	3W	
68.00	71.00	3.00	3	100	2.15	72	3R	1H	2W	
71.00	74.00	3.00	2.88	96	2.33	78	3R	4H	2W	
74.00	77.00	3.00	3	100	2.22	74	3R	3H	2W	
77.00	80.00	3.00	3	100	1.88	63	3R	3H	4W	
80.00	83.00	3.00	3	100	1.70	57	3R	2H	3W	
83.00	86.00	3.00	3	100	2.15	72	3R	3H	2W	
86.00	89.00	3.00	3	100	2.21	74	3R	2H	2W	

From (m)	To (m)	Interval (m)	Recovery (m)	Recovery %	RQD	RQD %	Reactivity	Hardness	Weathering	Comments
89.00	92.00	3.00	3	100	2.17	72	3R	2H	2W	
92.00	95.00	3.00	2.99	100	1.90	63	3R	1H	2W	
95.00	98.00	3.00	2.99	100	0.50	17	3R	1H	2W	
98.00	101.00	3.00	2.96	99	1.38	46	3R	1H	2W	
101.00	104.00	3.00	3	100	1.83	61	3R	1H	1W	
104.00	107.00	3.00	2.97	99	1.93	64	3R	1H	1W	
107.00	110.00	3.00	3	100	2.15	72	3R	1H	1W	
110.00	113.00	3.00	3	100	2.39	80	3R	1H	1W	
113.00	116.00	3.00	3	100	1.70	57	3R	2H	3W	
116.00	119.00	3.00	2.99	100	1.61	54	0R	4H	3W	
119.00	122.00	3.00	3	100	2.21	74	1R	4H	2W	
122.00	125.00	3.00	2.97	99	1.80	60	0R	4H	2W	
125.00	128.00	3.00	3	100	1.80	60	1R	3H	2W	
128.00	131.00	3.00	3	100	2.22	74	1R	3H	2W	
131.00	134.00	3.00	3	100	0.55	18	1R	2H	3W	
134.00	137.00	3.00	2.95	98	1.25	42	3R	2H	4W	
137.00	140.00	3.00	3	100	0.36	12	3R	1H	4W	
140.00	143.00	3.00	3	100	1.27	42	3R	2H	4W	
143.00	144.00	1.00	1	100	0.37	37	3R	4H	3W	End of hole

Depth (m)	Magnetic Susceptibility	Rock Type	Comments
1	0	CAS	Casing, no recovery
2	0	CAS	
3	0	CAS	
4	0	CAS	
5	0	CAS	
6	0	CAS	
7	0	SLT	Rubble
8	0	SLT	Rubble
9	0	SLT	Rubble
10	0	SLT	Rubble
11	0	SLT	Rubble
12	0	SLT	Rubble
13	0	SLT	Rubble
14	2.62	SLT	
15	4.92	SLT	
16	1.17	SLT	
17	1.94	SLT	
18	0.52	SLT	
19	5.55	SLT	
20	0.56	SLT	
21	4.04	SLT	
22	1.03	SLT	
23	0.71	SLT	
24	0.6	SLT	
25	3.13	SLT	
26	0.52	SLT	
27	0.74	SLT	
28	2.53	SLT	
29	0.78	SLT	

Depth (m)	Magnetic Susceptibility	Unit	Comments
30	1.13	SLT	
31	0.23	SLT	
32	0.06	SLT	
33	0.66	SLT	
34	0.29	FLR	
35	0.62	FLR	
36	0.19	FLR	
37	0.29	FLR	
38	0.06	FLR	
39	0.19	FLR	
40	0.05	FLR	
41	0.09	FLR	
42	0.07	FLR	
43	1.17	FLR	
44	0.34	FLR	
45	0.14	SLT	
46	0.1	SLT	
47	6.38	SLT	
48	2.53	SLT	
49	0.08	SLT	
50	0.01	SLT	
51	2.51	SLT	
52	0.07	SLT	
53	0.72	SLT	
54	0.15	SLT	
55	0.32	SLT	
56	1.86	SLT	
57	1.05	SLT	
58	0.23	SLT	

Depth (m)	Magnetic Susceptibility	Rock Type	Comments
59	0.03	SLT	
60	0.08	SLT	
61	0.07	SLT	
62	0.11	SLT	
63	0.09	SLT	
64	0.12	SLT	
65	0.64	SLT	
66	0.3	SLT	
67	1.62	SLT	
68	1.07	SLT	
69	4.06	SLT	
70	0.44	SLT	
71	1.91	SLT	
72	1.07	SLT	
73	4.53	SLT	
74	0.3	SLT	
75	2.91	SLT	
76	0.65	ARG	
77	0.1	ARG	
78	0.84	ARG	
79	0.25	ARG	
80	0.98	ARG	
81	0.87	ARG	
82	0.12	ARG	
83	0.13	ARG	
84	0.08	ARG	
85	0.19	ARG	
86	0.02	ARG	
87	0.08	ARG	
88	0	ARG	
89	0.09	ARG	

Depth (m)	Magnetic Susceptibility	Unit	Comments
90	0.04	ARG	
91	0.01	ARG	
92	0	ARG	
93	0.06	ARG	
94	0	ARG	
95	0.02	ARG	
96	0.01	ARG	
97	0	ARG	
98	0	ARG	
99	0.11	ARG	
100	0	ARG	
101	0.01	ARG	
102	0.02	ARG	
103	0.01	ARG	
104	0	ARG	
105	0	ARG	
106	0.01	ARG	
107	0.02	ARG	
108	0	ARG	
109	0	ARG	
110	0	ARG	
111	0.02	ARG	
112	0	ARG	
113	0.03	ARG	
113	0.03	SLT	
114	0.08	SLT	
115	0.13	SLT	
116	0.68	SLT	
117	0.57	SLT	
118	0.1	SLT	
119	0.39	SLT	

Depth (m)	Magnetic Susceptibility	Rock Type	Comments
120	0.64	SLT	
121	0.23	SLT	
122	0.47	SLT	
123	0.59	SLT	
124	0.16	SLT	
125	0.38	SLT	
126	0.76	SLT	
127	0.55	SLT	
128	0.1	SLT	
129	0.13	SLT	
130	0.57	SLT	
131	0.07	SLT	
132	0.15	SLT	
133	0.29	SLT	
134	0.1	SLT	
135	0.11	SLT	
136	0.02	SLT	
137	0.17	SLT	
138	0.59	SLT	
139	0.01	SLT	
140	1.56	SLT	
141	0.23	SLT	
142	0	SLT	
143	0.01	SLT	
144	0.08	SLT	End of hole

Depth (m)	Magnetic Susceptibility	Unit	Comments

Hole Name

Hole Name	From (m)	Length (m)	Core Size	Rock Type	Weight in Air (g)	Weight in Water (g)	Density (g/cm3)	Specific Gravity	Comments
KEG-12-047									
	20.79	12	NQ2	SLT	647.3	411.2	2.7	2.7	Medium grey siliceous siltstone, with moderately strong, blebby, fracture controlled, pyrite, sphalerite, and pyrrhotite.
	53.1	12.4	NQ2	SLT	676.5	428.7	2.7	2.7	Interbedded light to medium grey siliceous siltstone with trace to weak fracture controlled mineralization.
	69.97	13.3	NQ2	SLT	723.5	459.1	2.7	2.7	Light grey to green, bleached and chlorite altered siltstone with trace fracture controlled mineralization.
	86.9	13.7	NQ2	ARG	695.6	439.9	2.5	2.7	Black calcareous argillite with abundant calcite veinlets.
	129.7	16.4	NQ2	SLT	895.7	564.7	2.7	2.7	Barren siliceous siltstone, light to medium grey with foliation at a sharp angle to axis (approx. 80 deg. TCA).

Keg - Silver Range

Archer, Cathro & Associates (1981) Limited

Grid East	Grid North	Easting	Northing	Elevation	Depth (m)
		586675	6940044	1166.29	342

ZONE: Keg

SECTION: 10+840

HOLE: KEG-12-048

CLAIM: YD11783

Contractor: Top Rank

Drill: 1

Core Size: NQ2

Casing Depth: 3.53m, Out

Drilling Dates: Jun 24 - Jul 01, 2012

Geology Logged By: L. Tan

SURVEY			
Depth (m)	Azimuth	Dip	Method
0	340	-50	Compass
342	353	-45.7	Ranger

TARGET:

SUMMARY			
From (m)	To (m)	Interval (m)	Rock Type
0	3.53	3.53	CAS
3.53	240.86	237.33	ICL
240.86	245.6	4.74	FLR
245.6	256.14	10.54	ICL
256.14	277.16	21.02	SSS
277.16	302.08	24.92	ICL
302.08	342	39.92	ARG

SAMPLES	
Numbers:	K284499 to K284591, K284593 to K284665
Total:	166
Batch:	027, 029, 030, 033, 036, 037
Certificates:	WH12154941, WH12155785, WH12155788, WH12157315, WH12157316, WH12162405

COMMENTS

Box Log

KEG-12-048

Silver Range
Keg Zone

Archer,Cathro & Associates (1981) Limited

Box Number	From (m)	To (m)
1	3.53	8.8
2	8.8	13.91
3	13.91	19.31
4	19.31	24.34
5	24.34	29.74
6	29.74	35.14
7	35.14	40.36
8	40.36	45.17
9	45.17	50.2
10	50.2	55.33
11	55.33	60.08
12	60.08	64.93
13	64.93	69.93
14	69.93	75.35
15	75.35	80.91
16	80.91	86.14
17	86.14	91.44
18	91.44	96.66
19	96.66	101.92
20	101.92	107.39
21	107.39	113.91
22	113.91	118.43
23	118.43	123.63
24	123.63	128.74
25	128.74	134.22
26	134.22	139.68
27	139.68	145.16
28	145.16	150.55
29	150.55	156
30	156	161.22
31	161.22	166.76
32	166.76	172
33	172	177
34	177	182.19
35	182.19	187.82
36	187.82	193.03
37	193.03	198.34
38	198.34	204
39	204	209.02
40	209.02	213.92
41	213.92	218.81
42	218.81	224.2
43	224.2	229.63
44	229.63	234.72
45	234.72	239.56
46	239.56	244.02
47	244.02	248.73
48	248.73	254.09
49	254.09	259.63
50	259.63	265.53
51	265.53	270.3
52	270.3	275.28
53	275.28	280.46
54	280.46	286.07
55	286.07	291.68
56	291.68	297
57	297	303
58	303	308.21
59	308.21	313.46
60	313.46	318.96
61	318.96	324.61
62	324.61	330
63	330	335.38
64	335.38	340.98
65	340.98	342

From (m)	To (m)	Interval (m)	Rock Type	Grain Size	Description	Shade	Colour	Texture	Alteration	Intensity	Mineral	Conc.
0.00	3.53	3.53	CAS	--	same as general							
						--	--	---	---	--	--	0
3.53	21.80	18.27	ICL	FG	Strongly calcareous unit with minor intervals of siliceous siltstone. Intermittent bladed calcite present from 3.53 m - 13.90 m depth. Calcareous joints host fine grained chalcopyrite, pyrrhotite and sphalerite. Trace - weakly calc-silicate altered section from 18.58 m - 19.02 m hosts disseminated pyrrhotite and sphalerite, as well as calcareous fractures infilled with minor galena and sphalerite.							
						MD	GY		CLY	1I	Po	0.5
						LT	GY		SER	1I	Po	0.5
						--	BF	---	OXI	2I	Cp	0.5
									FEC	2I	Po	0.5
											Sp	0.5
											Sp	0.5
											Gn	0.5
21.80	22.32	0.52	FLR	FG	Brecciated fault rock with buff coloured, calcareous gouge. Sharp lower contact is oriented 35° TCA.							
						MD	GY	BX	CLY	1I	--	0
						--	BF		OXI	1I		
22.32	59.80	37.48	ICL	FG	Intercalated unit with intermittent, 25-35 cm intervals of weakly calc-silicate altered sections hosting disseminated grains of pyrrhotite, galena, sphalerite and chalcopyrite. Fractures are calcareous and locally host galena, chalcopyrite, sphalerite and pyrrhotite.							
						MD	GY		BLE	1I	Po	0.5
						LT	GY	---	CLS	2I	Po	0.5
						DK	GY		OXI	1I	Gn	0.5
											Sp	0.5
											Sp	0.5
											Cp	0.5
											Gn	0.5

From (m)	To (m)	Interval (m)	Rock Type	Grain Size	Description	Shade	Colour	Texture	Alteration	Intensity	Mineral	Conc.
59.80	61.70	1.90	FLR	FG	Brecciated fault rock with calcareous infill. Fine grained chalcopyrite and pyrite is present in veinlets and also within calcareous infill between clasts. Sharp lower contact is oriented 55° TCA.							
						MD	GY	BX	CLY	1I	Cp	0.5
									OXI	1I	Cp	0.5
											Py	0.3
61.70	172.73	111.03	ICL	FG	Intercalated, intermittently foliated, variably bleached siltstone/ limestone with diffuse contacts. Intermittent 5-25 cm intervals of weakly calc-silicate altered limestone hosts weak mineralization of disseminated pyrrhotite and chalcopyrite. Fractures and veinlets have predominantly calcareous infill and host pyrrhotite, sphalerite and chalcopyrite with localized medium grained galena. Siliceous fractures are less abundant and host mineralization of fine grained pyrrhotite occurring with chalcopyrite. Arsenopyrite is locally present as 1-3 mm blebs near a calcareous vein at 71.54 m depth. Interval contains minor faulting, with 3-10 cm sections of gouge. Chlorite alteration occurs along fractures and veinlets.							
						MD	GY		FEC	1I	Po	0.6
						LT	GY	FO	CLS	2I	Po	0.6
						DK	GY		OXI	1I	Sp	0.5
											As	0.1
											Cp	0.2
											Ga	0.3
									CHL	1I	Sp	0.5
											Cp	0.2
172.73	174.00	1.27	FLR	FG	Rubbly fault rock and gouge with weak oxidation. No discernible upper or lower contacts.							
						LT	BN	RB	CLY	2I	--	0
									OXI	2I		
174.00	186.70	12.70	ICL	FG	Moderately oxidized, strongly calcareous unit with prominent 30-60 cm sections of bladed calcite. Localized 1 mm blebs of sphalerite in localized 20 cm section of siliceous siltstone. Blebs of medium grained galena and sphalerite (1 mm wide) in coarse grained calcareous unit at 185.90 - 186.70 m depth.							

From (m)	To (m)	Interval (m)	Rock Type	Grain Size	Description	Shade	Colour	Texture	Alteration	Intensity	Mineral	Conc.
						MD	GY	---	OXI	3I	Gn	0.1
						--	BF		FEC	3I	Sp	0.1
186.70	188.03	1.33	FLR	FG	Brecciated fault rock with buff to dark orange gouge and clasts composed of wall rock .							
						DK	OR	BX	OXI	3I	--	0
						--	BF		CLY	3I		
188.03	193.83	5.80	ICL	FG	Weakly-Fairly mineralized intercalated siltstone/ limestone with fine-medium grained sphalerite, pyrrhotite, chalcopyrite and galena occurring as 1 mm blebs and as fracture infill within calc-silicate altered intervals. Contacts between siltstone/ limestone units are diffuse. Interval is variably bleached and is predominantly calcareous.							
						MD	GN	---	CLS	2I	Sp	0.8
						MD	GY		BLE	2I	Gn	0.3
						LT	GN		CHL	1I	Po	0.5
						LT	GY		SIL	2I	Gn	0.3
											Sp	0.8
											Po	0.5
											Cp	0.4
193.83	209.18	15.35	SSS	FG	Siliceous siltstone with trace calc-silicate alteration. Siliceous/ calcareous veinlets throughout with chlorite alteration along margins and trace infilling of pyrrhotite and chalcopyrite, with localized galena. Localized medium grained blebs of pyrrhotite, sphalerite, galena and chalcopyrite also occur in localized 18 cm section at 208.43 m depth.							
						MD	GY	---	SIL	3I	Po	0.4
						DK	GY		BLE	2I	Po	0.4
									OXI	1I	Po	0.4
									CHL	1I	Sp	0.5
									SER	1I	Sp	0.5
											Sp	0.5
											Gn	0.1
											Gn	0.1
											Cp	0.1
											Cp	0.1

From (m)	To (m)	Interval (m)	Rock Type	Grain Size	Description	Shade	Colour	Texture	Alteration	Intensity	Mineral	Conc.
209.18	240.86	31.68	ICL	FG	Intercalated unit with minor faulting, localized gouge, brecciation and slickensides. Contacts between units are diffuse. Intervals of moderate oxidation and clay alteration throughout. Trace mineralization consists of pyrrhotite and sphalerite in calcareous fractures. Sphalerite and galena present as blebs and fracture infill within 12-20 cm intervals of calc-silicate altered limestone.							
						MD	GY	BX	OXI	3I	Sp	0.1
						MD	GN		BLE	2I	Gn	0.1
						LT	GN		SER	1I	Gn	0.1
						DK	GY		SIL	3I	Sp	0.1
						--	BF		CLY	1I	Sp	0.1
									CHL	1I	Py	0.1
									CLS	1I	Po	0.1
240.86	245.60	4.74	FLR	FG	Same as general.							
						MD	OR	BX	OXI	3I	Py	0.1
						--	BF	RB				
245.60	256.14	10.54	ICL	FG	Same as general.							
						MD	GN		SER	1I	Sp	0.3
						LT	GN		CLS	2I	Gn	0.1
						--	BF	---	CHL	2I	Cp	0.1
									OXI	2I	Sp	0.3
									FEC	2I	Po	0.1
									SIL	2I	Po	0.1
256.14	277.16	21.02	SSS	FG	Same as general.							
						MD	GY	FO	SIL	3I	Cp	0.1
						DK	GY		BLE	2I	Po	0.1
									OXI	1I		

From (m)	To (m)	Interval (m)	Rock Type	Grain Size	Description	Shade	Colour	Texture	Alteration	Intensity	Mineral	Conc.
277.16	291.61	14.45	ICL	FG	Strongly mineralized, foliated, intercalated siltstone/ limestone. Replacement style mineralization of fine to medium grained sphalerite, pyrrhotite, galena and chalcopyrite occurs throughout, is oriented parallel to foliation (50-60° TCA) and is chlorite altered. 20-70 cm subsections of trace to unmineralized siliceous siltstone also present. Veinlets and fractures are calcareous and host fine-medium grained pyrrhotite, galena, chalcopyrite, and sphalerite. Arsenopyrite locally present as 1-2 mm blebs. Sections of weakly calc-silicate altered limestone hosts disseminated grains of sphalerite, pyrrhotite, and chalcopyrite. Interval of bladed calcite present from 289.40 - 290.31 m depth.							
						MD	GY	FO	CHL	2I	Cp	1
						MD	GN		SIL	3I	Sp	4
											Po	3
											Sp	4
											Po	3
											Cp	1
											As	0.1
											Cp	1
									CLS	2I	Gn	0.8
									BLE	2I	Sp	4
											Gn	0.8
											Po	3
291.61	302.08	10.47	ICL	FG	Intensely mineralized, intercalated siltstone/ limestone. Siliceous siltstone hosts semi-massive replacement style mineralization of sphalerite and pyrrhotite, as well as blebs and calcareous fracture infill of sphalerite, pyrrhotite, galena and chalcopyrite. Chlorite alteration present throughout. Bottom contact to calcareous is siltstone is a sharp, 1.5 cm wide vein oriented 50° TCA, infilled with pyrrhotite and brecciated 1-2 mm sized clasts of wallrock.							
						DK	GY	---	SIL	3I	Sp	17
											Gn	1
											Po	20
											Cp	1
											Sp	17
											Po	20

From (m)	To (m)	Interval (m)	Rock Type	Grain Size	Description	Shade	Colour	Texture	Alteration	Intensity	Mineral	Conc.
											Gn	1
											Cp	1
									CHL	2I	Po	20
											As	0.5
											Sp	17
302.08	315.04	12.96	ARG	FG	Argillite interbedded with calcareous siltstone. Fractures with calcite infill are prominent throughout. Localized medium grained sphalerite and galena present within calcite vein at 321.60 m depth.							
						MD	GY				Gn	0.1
						DK	GY	---	OXI	1I	Sp	0.1
315.04	318.12	3.08	SSS	FG	Siliceous siltstone with minor (5 cm) calcareous intervals. Fine-medium grained galena, pyrrhotite, sphalerite and chalcopyrite occur as disseminated grains and within localized veinlets. Fine grained disseminations of arsenopyrite also locally present. Fractures and veinlets are mostly siliceous with some calcareous infill. Contacts between units are diffuse.							
						LT	GY	---	CLS	1I	Cp	0.5
						LT	GN		SIL	2I	Sp	1
											Po	1
											Po	1
											Sp	1
											Gn	0.5
											Gn	0.5
											Cp	0.5
											As	0.2
318.12	342.00	23.88	ARG	FG	Argillite with pervasive fractures infilled with calcite. Localized vuggy calcite veinlets and weak foliations present.							
						MD	GY	FO				
						DK	GY	FR	---	--	--	0

From (m)	To (m)	Interval (m)	Rock Type	Recovery (m)	Recovery %	Sample Number	BatchName	Batch Class	Standard	Blank	1/4 Dup	Coarse Dup
0.00	0.00	0.00	-QC-	0.00	0	K284586	12-030		K-4	☐	☐	☐
0.00	0.00	0.00	-QC-	0.00	0	K284659	12-036		K-4	☐	☐	☐
0.00	0.00	0.00	-QC-	0.00	0	K284643	12-036			☑	☐	☐
0.00	0.00	0.00	-QC-	0.00	0	K284637	12-036			☑	☐	☐
0.00	0.00	0.00	-QC-	0.00	0	K284632	12-036		K-2	☐	☐	☐
0.00	0.00	0.00	-QC-	0.00	0	K284621	12-033		K-4	☐	☐	☐
0.00	0.00	0.00	-QC-	0.00	0	K284619	12-033			☐	☐	☐
0.00	0.00	0.00	-QC-	0.00	0	K284616	12-033			☑	☐	☐
0.00	0.00	0.00	-QC-	0.00	0	K284503	12-027			☑	☐	☐
0.00	0.00	0.00	-QC-	0.00	0	K284600	12-033			☑	☐	☐
0.00	0.00	0.00	-QC-	0.00	0	K284574	12-030			☑	☐	☐
0.00	0.00	0.00	-QC-	0.00	0	K284568	12-030		K-4	☐	☐	☐
0.00	0.00	0.00	-QC-	0.00	0	K284563	12-030			☑	☐	☐
0.00	0.00	0.00	-QC-	0.00	0	K284550	12-029		K-4	☐	☐	☐
0.00	0.00	0.00	-QC-	0.00	0	K284533	12-029		K-4	☐	☐	☐
0.00	0.00	0.00	-QC-	0.00	0	K284529	12-029			☑	☐	☐
0.00	0.00	0.00	-QC-	0.00	0	K284523	12-029			☑	☐	☐
0.00	0.00	0.00	-QC-	0.00	0	K284508	12-027			☑	☐	☐
0.00	0.00	0.00	-QC-	0.00	0	K284609	12-033		K-4	☐	☐	☐
3.53	6.00	2.47	CAS, ICL	2.47	100	K284499	12-027			☐	☐	☐
6.00	9.00	3.00	ICL	2.76	92	K284500	12-027			☐	☐	☐
9.00	12.00	3.00	ICL	2.91	97	K284501	12-027			☐	☐	☐
12.00	15.00	3.00	ICL	2.94	98	K284502	12-027			☐	☐	☐
15.00	18.00	3.00	ICL	3.00	100	K284504	12-027			☐	☐	☐
18.00	21.00	3.00	ICL	3.00	100	K284505	12-027			☐	☐	☐
21.00	22.50	1.50	ICL	1.41	94	K284506	12-027			☐	☐	☐
22.50	24.00	1.50	ICL	1.41	94	K284507	12-027			☐	☐	☐

From (m)	To (m)	Interval (m)	Rock Type	Recovery (m)	Recovery %	Sample Number	BatchName	Batch Class	Standard	Blank	1/4 Dup	Coarse Dup
24.00	27.00	3.00	ICL	3.00	100	K284509	12-027			☐	☐	☐
27.00	30.00	3.00	ICL	2.97	99	K284510	12-027			☐	☐	☐
30.00	33.00	3.00	ICL	2.94	98	K284511	12-027			☐	☐	☐
33.00	36.00	3.00	ICL	2.72	91	K284512	12-027			☐	☐	☐
33.00	36.00	3.00	ICL	2.72	91	K284513	12-027			☐	☐	☑
36.00	39.00	3.00	ICL	3.00	100	K284514	12-027			☐	☐	☐
39.00	40.50	1.50	ICL	1.47	98	K284515	12-027			☐	☐	☐
40.50	42.00	1.50	ICL	1.46	97	K284516	12-027			☐	☐	☐
42.00	45.00	3.00	ICL	3.00	100	K284517	12-027			☐	☐	☐
45.00	48.00	3.00	ICL	2.80	93	K284518	12-027			☐	☐	☐
48.00	51.00	3.00	ICL	3.00	100	K284519	12-029			☐	☐	☐
51.00	54.00	3.00	ICL	3.00	100	K284520	12-029			☐	☐	☐
54.00	57.00	3.00	ICL	3.00	100	K284521	12-029			☐	☐	☐
57.00	60.00	3.00	ICL	2.70	90	K284522	12-029			☐	☐	☐
60.00	63.00	3.00	ICL	3.00	100	K284524	12-029			☐	☐	☐
63.00	66.00	3.00	ICL	3.00	100	K284525	12-029			☐	☐	☐
66.00	69.00	3.00	ICL	2.86	95	K284526	12-029			☐	☐	☐
69.00	71.56	2.56	ICL	2.56	100	K284527	12-029			☐	☐	☐
71.56	74.56	3.00	ICL	3.00	100	K284528	12-029			☐	☐	☐
74.56	76.50	1.94	ICL	1.94	100	K284530	12-029			☐	☐	☐
76.50	78.00	1.50	ICL	1.50	100	K284531	12-029			☐	☐	☐
78.00	81.00	3.00	ICL	2.99	100	K284532	12-029			☐	☐	☐
81.00	84.00	3.00	ICL	2.93	98	K284534	12-029			☐	☐	☐
84.00	87.00	3.00	ICL	3.00	100	K284535	12-029			☐	☐	☐
87.00	90.00	3.00	ICL	3.00	100	K284536	12-029			☐	☐	☐
90.00	93.00	3.00	ICL	2.65	88	K284537	12-029			☐	☐	☐
90.00	93.00	3.00	ICL	2.65	88	K284538	12-029			☐	☐	☑
93.00	94.50	1.50	ICL	1.50	100	K284539	12-029			☐	☐	☐
94.50	96.00	1.50	ICL	1.50	100	K284540	12-029			☐	☐	☐

From (m)	To (m)	Interval (m)	Rock Type	Recovery (m)	Recovery %	Sample Number	BatchName	Batch Class	Standard	Blank	1/4 Dup	Coarse Dup
96.00	99.00	3.00	ICL	3.00	100	K284541	12-029			☐	☐	☐
99.00	102.00	3.00	ICL	2.82	94	K284542	12-029			☐	☐	☐
102.00	105.00	3.00	ICL	2.83	94	K284543	12-029			☐	☐	☐
105.00	108.00	3.00	ICL	3.00	100	K284544	12-029			☐	☐	☐
105.00	108.00	3.00	ICL	3.00	100	K284545	12-029			☐	☑	☐
108.00	111.00	3.00	ICL	3.00	100	K284546	12-029			☐	☐	☐
111.00	114.00	3.00	ICL	2.89	96	K284547	12-029			☐	☐	☐
114.00	117.00	3.00	ICL	2.97	99	K284548	12-029			☐	☐	☐
117.00	120.00	3.00	ICL	3.00	100	K284549	12-029			☐	☐	☐
120.00	123.00	3.00	ICL	2.88	96	K284551	12-029			☐	☐	☐
123.00	125.00	2.00	ICL	2.00	100	K284552	12-029			☐	☐	☐
125.00	127.10	2.10	ICL	2.10	100	K284553	12-029			☐	☐	☐
127.10	129.00	1.90	ICL	1.90	100	K284554	12-029			☐	☐	☐
129.00	132.00	3.00	ICL	2.96	99	K284555	12-030			☐	☐	☐
132.00	135.00	3.00	ICL	3.00	100	K284556	12-030			☐	☐	☐
135.00	138.00	3.00	ICL	2.93	98	K284557	12-030			☐	☐	☐
135.00	138.00	3.00	ICL	2.93	98	K284558	12-030			☐	☑	☐
138.00	139.00	1.00	ICL	1.00	100	K284559	12-030			☐	☐	☐
139.00	141.00	2.00	ICL	2.00	100	K284560	12-030			☐	☐	☐
141.00	142.50	1.50	ICL	1.50	100	K284561	12-030			☐	☐	☐
142.50	144.00	1.50	ICL	1.50	100	K284562	12-030			☐	☐	☐
144.00	145.50	1.50	ICL	1.50	100	K284564	12-030			☐	☐	☐
145.50	147.00	1.50	ICL	1.50	100	K284565	12-030			☐	☐	☐
147.00	150.00	3.00	ICL	3.00	100	K284566	12-030			☐	☐	☐
150.00	153.00	3.00	ICL	3.00	100	K284567	12-030			☐	☐	☐
153.00	156.00	3.00	ICL	3.00	100	K284569	12-030			☐	☐	☐
156.00	159.00	3.00	ICL	3.00	100	K284570	12-030			☐	☐	☐
159.00	162.00	3.00	ICL	2.86	95	K284571	12-030			☐	☐	☐
162.00	165.00	3.00	ICL	2.92	97	K284572	12-030			☐	☐	☐

From (m)	To (m)	Interval (m)	Rock Type	Recovery (m)	Recovery %	Sample Number	BatchName	Batch Class	Standard	Blank	1/4 Dup	Coarse Dup
165.00	168.00	3.00	ICL	3.00	100	K284573	12-030			☐	☐	☐
168.00	171.00	3.00	ICL	3.00	100	K284575	12-030			☐	☐	☐
171.00	172.73	1.73	ICL	1.73	100	K284576	12-030			☐	☐	☐
172.73	174.00	1.27	ICL	1.27	100	K284577	12-030			☐	☐	☐
172.73	174.00	1.27	ICL	1.27	100	K284578	12-030			☐	☐	☑
174.00	177.00	3.00	ICL	2.80	93	K284579	12-030			☐	☐	☐
177.00	180.00	3.00	ICL	2.99	100	K284580	12-030			☐	☐	☐
180.00	183.00	3.00	ICL	3.00	100	K284581	12-030			☐	☐	☐
183.00	185.70	2.70	ICL	2.67	99	K284582	12-030			☐	☐	☐
185.70	186.70	1.00	ICL	1.00	100	K284583	12-030			☐	☐	☐
186.70	188.03	1.33	ICL	1.33	100	K284584	12-030			☐	☐	☐
188.03	190.50	2.47	ICL	2.47	100	K284585	12-030			☐	☐	☐
190.50	192.00	1.50	ICL	1.50	100	K284587	12-030			☐	☐	☐
192.00	193.87	1.87	ICL	1.87	100	K284588	12-030			☐	☐	☐
193.87	195.00	1.13	ICL	1.13	100	K284589	12-030			☐	☐	☐
195.00	198.00	3.00	ICL	2.79	93	K284590	12-030			☐	☐	☐
198.00	201.00	3.00	ICL	2.52	84	K284591	12-033			☐	☐	☐
201.00	204.00	3.00	ICL	3.00	100	K284593	12-033			☐	☐	☐
204.00	207.00	3.00	ICL	2.95	98	K284594	12-033			☐	☐	☐
204.00	207.00	3.00	ICL	2.95	98	K284595	12-033			☐	☑	☐
207.00	210.00	3.00	ICL	2.82	94	K284596	12-033			☐	☐	☐
210.00	211.50	1.50	ICL	1.50	100	K284597	12-033			☐	☐	☐
211.50	213.00	1.50	ICL	1.50	100	K284598	12-033			☐	☐	☐
213.00	214.50	1.50	ICL	1.48	99	K284599	12-033			☐	☐	☐
214.50	216.00	1.50	ICL	1.47	98	K284601	12-033			☐	☐	☐
216.00	219.00	3.00	ICL	2.82	94	K284602	12-033			☐	☐	☐
219.00	220.50	1.50	ICL	1.50	100	K284603	12-033			☐	☐	☐
220.50	222.43	1.93	ICL	1.93	100	K284604	12-033			☐	☐	☐
220.50	222.43	1.93	ICL	1.93	100	K284605	12-033			☐	☐	☑

From (m)	To (m)	Interval (m)	Rock Type	Recovery (m)	Recovery %	Sample Number	BatchName	Batch Class	Standard	Blank	1/4 Dup	Coarse Dup
222.43	225.00	2.57	ICL	2.57	100	K284606	12-033			☐	☐	☐
225.00	228.00	3.00	ICL	2.68	89	K284607	12-033			☐	☐	☐
228.00	231.00	3.00	ICL	3.00	100	K284608	12-033			☐	☐	☐
231.00	234.00	3.00	ICL	2.92	97	K284610	12-033			☐	☐	☐
234.00	237.00	3.00	ICL	2.97	99	K284611	12-033			☐	☐	☐
237.00	238.50	1.50	ICL	1.39	93	K284612	12-033			☐	☐	☐
238.50	240.86	2.36	ICL	2.17	92	K284613	12-033			☐	☐	☐
240.86	243.23	2.37	ICL, FLR	2.18	92	K284614	12-033			☐	☐	☐
243.23	245.60	2.37	FLR	2.17	92	K284615	12-033			☐	☐	☐
245.60	247.50	1.90	ICL, FLR	1.75	92	K284617	12-033			☐	☐	☐
247.50	252.00	4.50	ICL	4.38	97	K284618	12-033			☐	☐	☐
252.00	255.00	3.00	ICL	2.93	98	K284620	12-033			☐	☐	☐
255.00	256.14	1.14	ICL	1.12	98	K284622	12-033			☐	☐	☐
256.14	258.00	1.86	SSS, ICL	1.83	98	K284623	12-033			☐	☐	☐
258.00	261.00	3.00	SSS	2.79	93	K284624	12-033			☐	☐	☐
261.00	264.00	3.00	SSS	2.50	83	K284625	12-033			☐	☐	☐
264.00	267.00	3.00	SSS	3.00	100	K284626	12-033			☐	☐	☐
267.00	270.00	3.00	SSS	2.95	98	K284627	12-033			☐	☐	☐
270.00	273.00	3.00	SSS	3.00	100	K284628	12-036			☐	☐	☐
273.00	274.50	1.50	SSS	1.49	99	K284629	12-036			☐	☐	☐
274.50	277.16	2.66	SSS	2.66	100	K284630	12-036			☐	☐	☐
277.16	279.00	1.84	SSS, ICL	1.84	100	K284631	12-036			☐	☐	☐
279.00	282.00	3.00	ICL	2.98	99	K284633	12-036			☐	☐	☐
282.00	285.00	3.00	ICL	3.00	100	K284634	12-036			☐	☐	☐
285.00	286.29	1.29	ICL	1.29	100	K284635	12-036			☐	☐	☐
286.29	287.29	1.00	ICL	1.00	100	K284636	12-036			☐	☐	☐
287.29	289.00	1.71	ICL	1.71	100	K284638	12-036			☐	☐	☐

From (m)	To (m)	Interval (m)	Rock Type	Recovery (m)	Recovery %	Sample Number	BatchName	Batch Class	Standard	Blank	1/4 Dup	Coarse Dup
289.00	291.61	2.61	ICL	2.61	100	K284639	12-036			☐	☐	☐
291.61	293.07	1.46	ICL	1.46	100	K284640	12-036			☐	☐	☐
293.07	294.48	1.41	ICL	1.41	100	K284641	12-036			☐	☐	☐
294.48	296.50	2.02	ICL	2.02	100	K284642	12-036			☐	☐	☐
296.50	298.77	2.27	ICL	2.27	100	K284644	12-036			☐	☐	☐
298.77	300.15	1.38	ICL	1.38	100	K284645	12-036			☐	☐	☐
300.15	301.15	1.00	ICL	1.00	100	K284646	12-036			☐	☐	☐
301.15	302.08	0.93	ICL	0.86	92	K284647	12-036			☐	☐	☐
302.08	304.50	2.42	ARG, ICL	2.25	93	K284648	12-036			☐	☐	☐
302.08	304.50	2.42	ARG, ICL	2.25	93	K284649	12-036			☐	☐	☑
304.50	306.00	1.50	ARG	1.50	100	K284650	12-036			☐	☐	☐
306.00	309.00	3.00	ARG	3.00	100	K284651	12-036			☐	☐	☐
309.00	312.00	3.00	ARG	2.93	98	K284652	12-036			☐	☐	☐
312.00	315.00	3.00	ARG	3.00	100	K284653	12-036			☐	☐	☐
312.00	315.00	3.00	ARG	3.00	100	K284654	12-036			☐	☑	☐
315.00	316.50	1.50	ARG	1.50	100	K284655	12-036			☐	☐	☐
316.50	318.35	1.85	ARG	1.85	100	K284656	12-036			☐	☐	☐
318.35	321.00	2.65	ARG	2.65	100	K284657	12-036			☐	☐	☐
321.00	324.00	3.00	ARG	3.00	100	K284658	12-036			☐	☐	☐
324.00	327.00	3.00	ARG	2.94	98	K284660	12-036			☐	☐	☐
327.00	330.00	3.00	ARG	2.95	98	K284661	12-036			☐	☐	☐
330.00	333.00	3.00	ARG	3.00	100	K284662	12-036			☐	☐	☐
333.00	336.00	3.00	ARG	3.00	100	K284663	12-036			☐	☐	☐
336.00	339.00	3.00	ARG	3.00	100	K284664	12-037			☐	☐	☐
339.00	342.00	3.00	ARG	3.00	100	K284665	12-037			☐	☐	☐

From (m)	To (m)	Interval (m)	Recovery (m)	Recovery %	RQD	RQD %	Reactivity	Hardness	Weathering	Comments
0.00	3.53	3.53	0	0	0.00	0	0R	--	--	casing, no recovery
3.53	6.00	2.47	2.47	100	0.12	5	1R	2H	3W	
6.00	9.00	3.00	2.76	92	0.59	20	1R	2H	3W	
9.00	12.00	3.00	2.91	97	1.66	55	1R	2H	2W	
12.00	15.00	3.00	2.94	98	2.11	70	1R	2H	2W	
15.00	18.00	3.00	3	100	1.86	62	1R	3H	2W	
18.00	21.00	3.00	3	100	2.10	70	1R	3H	2W	
21.00	24.00	3.00	2.82	94	0.99	33	1R	2H	3W	
24.00	27.00	3.00	3	100	1.93	64	1R	3H	2W	
27.00	30.00	3.00	2.97	99	2.11	70	0R	4H	2W	
30.00	33.00	3.00	2.94	98	2.09	70	1R	3H	2W	
33.00	36.00	3.00	2.72	91	2.01	67	3R	3H	2W	
36.00	39.00	3.00	3	100	0.88	29	1R	3H	2W	
39.00	42.00	3.00	2.93	98	1.39	46	3R	3H	2W	
42.00	45.00	3.00	3	100	1.46	49	1R	4H	3W	
45.00	48.00	3.00	2.8	93	1.83	61	3R	4H	2W	
48.00	51.00	3.00	3	100	1.29	43	3R	4H	2W	
51.00	54.00	3.00	3	100	1.74	58	1R	4H	2W	
54.00	57.00	3.00	3	100	1.06	35	0R	4H	2W	
57.00	60.00	3.00	2.78	93	1.37	46	1R	3H	2W	
60.00	63.00	3.00	3	100	0.54	18	3R	2H	2W	
63.00	66.00	3.00	3	100	1.28	43	3R	3H	3W	
66.00	69.00	3.00	2.86	95	1.13	38	0R	4H	3W	
69.00	72.00	3.00	3	100	2.39	80	0R	4H	1W	
72.00	75.00	3.00	2.94	98	2.41	80	1R	3H	2W	
75.00	78.00	3.00	3	100	1.72	57	1R	3H	2W	
78.00	81.00	3.00	2.97	99	1.69	56	0R	3H	2W	
81.00	84.00	3.00	2.93	98	1.59	53	0R	3H	1W	
84.00	87.00	3.00	3	100	1.13	38	0R	3H	3W	

From (m)	To (m)	Interval (m)	Recovery (m)	Recovery %	RQD	RQD %	Reactivity	Hardness	Weathering	Comments
87.00	90.00	3.00	3	100	1.92	64	0R	3H	2W	
90.00	93.00	3.00	2.65	88	1.61	54	1R	2H	2W	
93.00	96.00	3.00	3	100	0.88	29	1R	3H	2W	
96.00	99.00	3.00	3	100	1.70	57	3R	3H	2W	
99.00	102.00	3.00	2.82	94	1.48	49	1R	2H	3W	
102.00	105.00	3.00	2.83	94	1.60	53	0R	3H	2W	
105.00	108.00	3.00	3	100	2.42	81	0R	2H	2W	
108.00	111.00	3.00	3	100	1.78	59	3R	2H	3W	
111.00	114.00	3.00	2.89	96	1.73	58	3R	2H	2W	
114.00	117.00	3.00	2.97	99	2.09	70	1R	2H	2W	
117.00	120.00	3.00	3	100	2.15	72	1R	2H	3W	
120.00	123.00	3.00	2.88	96	1.57	52	1R	2H	4W	
123.00	126.00	3.00	3	100	1.33	44	3R	1H	4W	
126.00	129.00	3.00	3	100	1.85	62	3R	2H	3W	
129.00	132.00	3.00	2.96	99	2.17	72	3R	2H	1W	
132.00	135.00	3.00	3	100	1.17	39	3R	3H	2W	
135.00	138.00	3.00	2.93	98	1.99	66	3R	2H	2W	
138.00	141.00	3.00	3	100	1.93	64	0R	2H	3W	
141.00	144.00	3.00	3	100	2.08	69	1R	2H	3W	
144.00	147.00	3.00	3	100	2.11	70	1R	2H	2W	
147.00	150.00	3.00	3	100	2.74	91	1R	2H	2W	
150.00	153.00	3.00	3	100	2.36	79	1R	2H	2W	
153.00	156.00	3.00	3	100	2.30	77	1R	2H	3W	
156.00	159.00	3.00	3	100	2.62	87	1R	2H	2W	
159.00	162.00	3.00	2.86	95	1.78	59	1R	2H	2W	
162.00	165.00	3.00	2.92	97	1.78	59	1R	2H	2W	
165.00	168.00	3.00	3	100	1.76	59	1R	2H	2W	
168.00	171.00	3.00	3	100	2.16	72	3R	2H	2W	
171.00	174.00	3.00	2.9	97	1.04	35	3R	2H	4W	
174.00	177.00	3.00	2.8	93	0.55	18	3R	2H	4W	
177.00	180.00	3.00	2.99	100	1.28	43	1R	2H	3W	

From (m)	To (m)	Interval (m)	Recovery (m)	Recovery %	RQD	RQD %	Reactivity	Hardness	Weathering	Comments
180.00	183.00	3.00	3	100	0.88	29	1R	2H	3W	
183.00	186.00	3.00	2.53	84	1.09	36	1R	2H	3W	
186.00	189.00	3.00	3	100	0.59	20	3R	1H	4W	
189.00	192.00	3.00	2.99	100	1.93	64	3R	2H	2W	
192.00	195.00	3.00	2.9	97	2.45	82	1R	2H	3W	
195.00	198.00	3.00	2.79	93	2.15	72	0R	2H	3W	
198.00	201.00	3.00	2.52	84	1.93	64	0R	2H	3W	
201.00	204.00	3.00	3	100	2.64	88	0R	2H	3W	
204.00	207.00	3.00	2.95	98	2.44	81	0R	2H	2W	
207.00	210.00	3.00	2.76	92	1.43	48	1R	2H	4W	
210.00	213.00	3.00	3	100	2.26	75	3R	2H	2W	
213.00	216.00	3.00	2.95	98	2.22	74	3R	1H	4W	
216.00	219.00	3.00	2.82	94	0.96	32	1R	2H	4W	
219.00	222.00	3.00	3	100	2.07	69	3R	2H	3W	
222.00	225.00	3.00	3	100	2.43	81	3R	2H	3W	
225.00	228.00	3.00	2.68	89	1.97	66	3R	3H	2W	
228.00	231.00	3.00	3	100	2.58	86	1R	3H	2W	
231.00	234.00	3.00	2.92	97	2.02	67	3R	2H	3W	
234.00	237.00	3.00	2.97	99	1.31	44	1R	2H	4W	
237.00	240.00	3.00	3	100	1.86	62	1R	1H	3W	
240.00	243.00	3.00	2.18	73	0.37	12	0R	1H	5W	
243.00	246.00	3.00	3	100	1.50	50	0R	1H	4W	
246.00	249.00	3.00	2.85	95	2.45	82	3R	2H	3W	
249.00	252.00	3.00	3	100	1.93	64	3R	2H	3W	
252.00	255.00	3.00	2.93	98	2.57	86	1R	2H	3W	
255.00	258.00	3.00	2.87	96	2.39	80	1R	2H	3W	
258.00	261.00	3.00	2.79	93	2.49	83	0R	3H	2W	
261.00	264.00	3.00	2.5	83	1.85	62	0R	3H	2W	
264.00	267.00	3.00	3	100	1.93	64	0R	3H	2W	
267.00	270.00	3.00	2.95	98	2.36	79	0R	3H	2W	
270.00	273.00	3.00	3	100	0.93	31	0R	3H	3W	

From (m)	To (m)	Interval (m)	Recovery (m)	Recovery %	RQD	RQD %	Reactivity	Hardness	Weathering	Comments
273.00	276.00	3.00	3	100	1.36	45	0R	3H	3W	
276.00	279.00	3.00	3	100	1.10	37	3R	3H	3W	
279.00	282.00	3.00	2.98	99	2.05	68	1R	3H	2W	
282.00	285.00	3.00	3	100	2.26	75	1R	2H	3W	
285.00	288.00	3.00	2.91	97	1.42	47	1R	3H	3W	
288.00	291.00	3.00	3	100	2.50	83	3R	2H	2W	
291.00	294.00	3.00	3	100	2.17	72	1R	3H	2W	
294.00	297.00	3.00	3	100	1.94	65	1R	2H	2W	
297.00	300.00	3.00	2.94	98	1.84	61	1R	2H	1W	
300.00	303.00	3.00	2.81	94	2.11	70	3R	2H	1W	
303.00	306.00	3.00	3	100	1.50	50	3R	2H	3W	
306.00	309.00	3.00	3	100	2.02	67	3R	2H	2W	
309.00	312.00	3.00	2.93	98	1.13	38	3R	2H	3W	
312.00	315.00	3.00	3	100	2.36	79	3R	1H	2W	
315.00	318.00	3.00	3	100	2.20	73	3R	1H	2W	
318.00	321.00	3.00	2.96	99	1.60	53	3R	2H	2W	
321.00	324.00	3.00	3	100	2.33	78	3R	2H	2W	
324.00	327.00	3.00	2.94	98	1.96	65	3R	2H	2W	
327.00	330.00	3.00	2.95	98	1.64	55	3R	2H	3W	
330.00	333.00	3.00	3	100	1.41	47	3R	2H	3W	
333.00	336.00	3.00	2.96	99	2.20	73	3R	2H	2W	
336.00	339.00	3.00	3	100	2.60	87	3R	2H	1W	
339.00	342.00	3.00	3	100	2.46	82	3R	2H	1W	End of hole

Depth (m)	Magnetic Susceptibility	Rock Type	Comments
0	0	CAS	casing
1	0	CAS	casing
2	0	CAS	casing
3	0	CAS	casing
4	0.37	ICL	
5	0	ICL	rubble
6	0.38	ICL	
7	0.06	ICL	
8	0.84	ICL	
9	0.4	ICL	
10	0.25	ICL	
11	3.18	ICL	
12	0.41	ICL	
13	0.32	ICL	
14	0.43	ICL	
15	0.33	ICL	
16	1.09	ICL	
17	0.11	ICL	
18	1.37	ICL	
19	1.26	ICL	
20	0.4	ICL	
21	0	ICL	rubble
22	0.17	ICL	
23	1.89	ICL	
24	1.1	ICL	
25	0.34	ICL	
26	0.41	ICL	
27	1.62	ICL	
28	2.16	ICL	

Depth (m)	Magnetic Susceptibility	Unit	Comments
29	0.6	ICL	
30	0.94	ICL	
31	3.27	ICL	
32	1.28	ICL	
33	0.88	ICL	
34	0.4	ICL	
35	0.81	ICL	
36	0.24	ICL	
37	1.99	ICL	
38	1.27	ICL	
39	0.37	ICL	
40	0.37	ICL	
41	0	ICL	
42	0.05	ICL	
43	0.36	ICL	
44	0.11	ICL	
45	0.3	ICL	
46	0.23	ICL	
47	0.54	ICL	
48	0.34	ICL	
49	0.1	ICL	
50	0.47	ICL	
51	0.68	ICL	
52	0.2	ICL	
53	0.28	ICL	
54	0.5	ICL	
55	0.73	ICL	
56	0.71	ICL	
57	1.38	ICL	

Depth (m)	Magnetic Susceptibility	Rock Type	Comments
58	0.13	ICL	
59	2.56	ICL	
60	0.06	ICL	
61	0.16	ICL	
62	1.72	ICL	
63	0.05	ICL	
64	0.26	ICL	
65	0.68	ICL	
66	3.65	ICL	
67	0.38	ICL	
68	2.39	ICL	
69	0.73	ICL	
70	0.29	ICL	
71	0.04	ICL	
72	0.86	ICL	
73	0.38	ICL	
74	0.88	ICL	
75	0.06	ICL	
76	0.08	ICL	
77	0.08	ICL	
78	2.02	ICL	
79	0.84	ICL	
80	0.53	ICL	
81	0.37	ICL	
82	0.39	ICL	
83	0.42	ICL	
84	0.53	ICL	
85	0.16	ICL	
86	0.21	ICL	
87	0.94	ICL	
88	0.91	ICL	

Depth (m)	Magnetic Susceptibility	Unit	Comments
89	1.02	ICL	
90	1.09	ICL	
91	0.54	ICL	
92	0.24	ICL	
93	0.4	ICL	
94	0.24	ICL	
95	0.27	ICL	
96	0.75	ICL	
97	0.09	ICL	
98	0.16	ICL	
99	0.83	ICL	
100	1	ICL	
101	1.9	ICL	
102	0.6	ICL	
103	0.15	ICL	
104	0.24	ICL	
105	0.23	ICL	
106	0.18	ICL	
107	0.13	ICL	
108	0.17	ICL	
109	0.25	ICL	
110	0.87	ICL	
111	0.1	ICL	
112	0.24	ICL	
113	0.99	ICL	
114	0.4	ICL	
115	0.63	ICL	
116	0.23	ICL	
117	0.49	ICL	
118	0.93	ICL	
119	1.67	ICL	

Depth (m)	Magnetic Susceptibility	Rock Type	Comments
120	1.54	ICL	
121	0.87	ICL	
122	1.28	ICL	
123	1.08	ICL	
124	2.17	ICL	
125	0.52	ICL	
126	0.19	ICL	
127	0.15	ICL	
128	1.63	ICL	
129	2.11	ICL	
130	0.74	ICL	
131	1.77	ICL	
132	1.53	ICL	
133	1.49	ICL	
134	1.73	ICL	
135	1.93	ICL	
136	2.61	ICL	
137	0.68	ICL	
138	1.1	ICL	
139	0.72	ICL	
140	0.19	ICL	
141	1.15	ICL	
142	1.47	ICL	
143	0.48	ICL	
144	0.26	ICL	
145	0.47	ICL	
146	1.23	ICL	
147	2.13	ICL	
148	2.71	ICL	
149	2.85	ICL	
150	2.23	ICL	
151	0.13	ICL	
152	0.5	ICL	
153	2.27	ICL	
154	1.02	ICL	
155	0.3	ICL	
156	0.54	ICL	
157	0.72	ICL	
158	1.45	ICL	
159	0.7	ICL	
160	0.8	ICL	
161	1.08	ICL	
162	0.98	ICL	
163	0.28	ICL	
164	0.78	ICL	
165	1.71	ICL	
166	2.75	ICL	
167	3.98	ICL	
168	0.19	ICL	
169	3.01	ICL	
170	0.7	ICL	
171	0.13	ICL	
172	0.37	ICL	
173	0	ICL	Rubble
174	0.02	ICL	
175	0.16	ICL	
176	0.05	ICL	
177	0	ICL	
178	0.75	ICL	
179	0.08	ICL	
180	0.15	ICL	
181	0.01	ICL	

Depth (m)	Magnetic Susceptibility	Rock Type	Comments
182	0.21	ICL	
183	0.18	ICL	
184	0.16	ICL	
185	0.91	ICL	
186	0.54	ICL	
187	0.08	ICL	
188	0.1	ICL	
189	0.52	ICL	
190	0.09	ICL	
191	9.15	ICL	
192	1.19	ICL	
193	1.82	ICL	
194	1.19	ICL	
195	1.19	ICL	
196	1.68	ICL	
197	0.87	ICL	
198	0.17	ICL	
199	1.03	ICL	
200	0.14	ICL	
201	1	ICL	
202	0.43	ICL	
203	1.2	ICL	
204	1.09	ICL	
205	0.55	ICL	
206	0.5	ICL	
207	0.69	ICL	
208	0.01	ICL	
209	1.94	ICL	
210	0.25	ICL	
211	1.33	ICL	
212	0.57	ICL	

Depth (m)	Magnetic Susceptibility	Unit	Comments
213	0.03	ICL	
214	1.21	ICL	
215	0.33	ICL	
216	0.08	ICL	
217	0.02	ICL	
218	0.04	ICL	
219	0.07	ICL	
220	1.36	ICL	
221	0.01	ICL	
222	0.12	ICL	
223	0.2	ICL	
224	0.32	ICL	
225	0.72	ICL	
226	0.01	ICL	
227	0.37	ICL	
228	1.28	ICL	
229	0.42	ICL	
230	1.24	ICL	
231	0.5	ICL	
232	0.12	ICL	
233	0.41	ICL	
234	0.32	ICL	
235	0.98	ICL	
236	0.14	ICL	
237	0.14	ICL	
238	0.21	ICL	
239	0.11	ICL	
240	0.07	ICL	
241	0.06	FLR	
242	0	FLR	Rubble
243	0	FLR	Rubble

Depth (m)	Magnetic Susceptibility	Rock Type	Comments
244	0.04	FLR	
245	0	FLR	Rubble
246	0.02	ICL	
247	0.92	ICL	
248	0.06	ICL	
249	0	ICL	
250	0.08	ICL	
251	0.03	ICL	
252	0.27	ICL	
253	0.22	ICL	
254	0.54	ICL	
255	0.04	ICL	
256	0.09	ICL	
257	0.75	SSS	
258	1.09	SSS	
259	0.03	SSS	
260	1.05	SSS	
261	1.01	SSS	
262	0.44	SSS	
263	1.69	SSS	
264	0.66	SSS	
265	1.22	SSS	
266	0.88	SSS	
267	1.26	SSS	
268	0.56	SSS	
269	1.26	SSS	
270	0.57	SSS	
271	1.22	SSS	
272	1.69	SSS	
273	1.15	SSS	
274	0.05	SSS	

Depth (m)	Magnetic Susceptibility	Unit	Comments
275	1.73	SSS	
276	1.27	SSS	
277	1.37	SSS	
278	0.84	ICL	
279	2.21	ICL	
280	2.44	ICL	
281	4.41	ICL	
282	0.79	ICL	
283	1.35	ICL	
284	2.95	ICL	
285	1.7	ICL	
286	0.28	ICL	
287	1.79	ICL	
288	2.39	ICL	
289	1.46	ICL	
290	0.83	ICL	
291	1.55	ICL	
292	12.19	ICL	
293	13.38	ICL	
294	5.59	ICL	
295	15.43	ICL	
296	7.22	ICL	
297	3.34	ICL	
298	32.02	ICL	
299	18.98	ICL	
300	34.47	ICL	
301	2.76	ICL	
302	2.07	ICL	
303	0.45	ARG	
304	0.11	ARG	
305	0.09	ARG	

Depth (m)	Magnetic Susceptibility	Rock Type	Comments
306	0.14	ARG	
307	1.41	ARG	
308	0.51	ARG	
309	0.02	ARG	
310	0.46	ARG	
311	0.26	ARG	
312	0.49	ARG	
313	0.38	ARG	
314	0.15	ARG	
315	0.79	ARG	
316	1.45	ARG	
317	0.71	ARG	
318	1	ARG	
319	0.55	ARG	
320	1.13	ARG	
321	0.01	ARG	
322	0	ARG	
323	0.12	ARG	
324	0.1	ARG	
325	0.12	ARG	
326	0.05	ARG	
327	0.44	ARG	
328	0.23	ARG	
329	0.6	ARG	
330	0.41	ARG	
331	0.07	ARG	
332	0.08	ARG	
333	0.58	ARG	
334	0.29	ARG	
335	0.17	ARG	
336	1.03	ARG	
337	0.08	ARG	
338	0.21	ARG	
339	0.27	ARG	
340	1.3	ARG	
341	0.21	ARG	
342	0.55	ARG	End of hole

Hole Name	From (m)	Length (m)	Core Size	Rock Type	Weight in Air (g)	Weight in Water (g)	Density (g/cm3)	Specific Gravity	Comments
KEG-12-048									
	16.73	11.8	NQ2	ICL	644.9	408.4	2.7	2.7	Light grey and orange limey siltstone with few fractures. Fractures have weak oxidation envelopes, minor calc-silicate alteration and host no visible mineralization.
	57.36	11.4	NQ2	ICL	606.1	380	2.6	2.7	Dark grey siliceous siltstone with few fractures. Fractures have bleached alteration envelopes and host trace pyrrhotite.
	73.18	10.7	NQ2	ICL	610.9	389.4	2.8	2.8	Light grey, variably bleached siliceous siltstone with pervasive quartz-carbonate fractures containing mineralization of fine-medium grained galena, pyrrhotite and chalcopyrite.
	125.28	10.5	NQ2	ICL	565.1	346.7	2.7	2.6	Moderately fractured calcareous limestone with calcareous infill and minor sphalerite in fractures.
	154	12.9	NQ2	ICL	698.4	439.9	2.7	2.7	Intercalated siltstone/ limestone with weak foliation and calcareous fractures infilled with minor sphalerite, pyrrhotite and chalcopyrite.
	160.08	10.7	NQ2	ICL	599.8	376.9	2.8	2.7	Medium grey siliceous siltstone with siliceous fractures partially infilled with trace pyrrhotite and sphalerite.

Hole Name	From (m)	Length (m)	Core Size	Rock Type	Weight in Air (g)	Weight in Water (g)	Density (g/cm3)	Specific Gravity	Comments
	189.38	12.9	NQ2	ICL	698.4	439.9	2.7	2.7	Moderately calc-silicate altered limestone with blebs and fracture filling of sphalerite, pyrrhotite and galena.
	233.66	10.4	NQ2	ICL	538.8	333.2	2.6	2.6	Medium green siltstone/ limestone with calcareous fractures and trace, disseminated chalcopyrite and pyrite.
	267.16	12.4	NQ2	SSS	659.4	414.4	2.6	2.7	Dark grey siliceous siltstone with siliceous fracture infill.
	280.16	13.1	NQ2	ICL	806.5	541.4	3.1	3.0	Light to dark green chlorite altered siltstone with bladed arsenopyrite and weak fracture controlled galena.
	299.47	19.9	NQ2	ICL	1016.4	757	2.5	3.9	Intensely mineralized semi-massive sulphides, both fracture controlled and replacement.
	339.06	12.7	NQ2	ARG	682.5	431.4	2.7	2.7	Dark to light grey calcareous slate with pervasive calcite fractures and no mineralization.

Keg - Silver Range

Archer, Cathro & Associates (1981) Limited

Grid East	Grid North	Easting	Northing	Elevation	Depth (m)
		586081	6939930	1293.94	413

ZONE: Keg

SECTION: 10+240

HOLE: KEG-12-049

CLAIM: YD11781

Contractor: Top Rank

Drill: 2

Core Size: NQ2

Casing Depth: 5.45m, Out

Drilling Dates: Jun 24 - Jun 30, 2012

Geology Logged By: B. Turner

SURVEY			
Depth (m)	Azimuth	Dip	Method
0	340	-50	Compass
413	348	-51.9	Ranger

TARGET:

SUMMARY			
From (m)	To (m)	Interval (m)	Rock Type
0	5.45	5.45	CAS
5.45	147.27	141.82	SSS
147.27	333.32	186.05	CHT
333.32	413	79.68	SSS

SAMPLES	
Numbers:	K286384 to K286551
Total:	168
Batch:	026, 028, 031, 032, 034, 035
Certificates:	WH12153600, WH12154942, WH12155782, WH12155786, WH12155787, WH12157357

COMMENTS

Box Log

KEG-12-049

Silver Range
Keg Zone

Archer,Cathro & Associates (1981) Limited

Box Number	From (m)	To (m)
1	5.45	10.19
2	10.19	14.87
3	14.87	19.75
4	19.75	24.54
5	24.54	29.61
6	29.61	34.75
7	34.75	39.95
8	39.95	45.36
9	45.36	50.11
10	50.11	55.32
11	55.32	60.82
12	60.82	65.64
13	65.64	70.83
14	70.83	75.7
15	75.7	81
16	81	86.54
17	86.54	92.29
18	92.29	97.36
19	97.36	103.09
20	103.09	108.68
21	108.68	114.4
22	114.4	119.68
23	119.68	125.11
24	125.11	130.52
25	130.52	135.91
26	135.91	141.44
27	141.44	146.92
28	146.92	152.6
29	152.6	158.16
30	158.16	163.82
31	163.82	169.26
32	169.26	174.92
33	174.92	180.53
34	180.53	186.19
35	186.19	191.91
36	191.91	197.47
37	197.47	203
38	203	207.63
39	207.63	212.73
40	212.73	217.87
41	217.87	222.66
42	222.66	227.31
43	227.31	232.67
44	232.67	237.67
45	237.67	242.82
46	242.82	248.35
47	248.35	253.91
48	253.91	259.44
49	259.44	264.72
50	264.72	270.27
51	270.27	275.94
52	275.94	281.55
53	281.55	287.29
54	287.29	292.91
55	292.91	298.29
56	298.29	303.77
57	303.77	308.76
58	308.76	313.59
59	313.59	318.7
60	318.7	323.72
61	323.72	329.25
62	329.25	334.84
63	334.84	340.27
64	340.27	345.78
65	345.78	351.5
66	351.5	356.83
67	356.83	362.25
68	362.25	367.61
69	367.61	373.34
70	373.34	378.63
71	378.63	384.05
72	384.05	395.22
73	395.22	400.87
74	400.87	406.23
75	406.23	411.86
76	411.86	413

From (m)	To (m)	Interval (m)	Rock Type	Grain Size	Description	Shade	Colour	Texture	Alteration	Intensity	Mineral	Conc.
0.00	5.45	5.45	-?-	--	no recovery							
						--	--	---	---	--	--	0
5.45	12.08	6.63	SSS	VF	Siliceous siltstone unit with smaller interbeds of calcareous siltstone. Zones of oxidation weak to intense frequent in shallower sections and decreasing in occurrence downhole and almost exclusively within calcareous intervals. Siliceous sections show occasional weak to strong bleaching and banded texture.							
						LT	GY		OXI	3I		
						LT	OR					
						DK	GY	---	BLE	3I	Py	0.5
12.08	16.49	4.41	FLR	MG	interval of periodic strong oxidation and clay alteration marking several localized faults. Oxidized sections weak-strong calcareous, stronger in the more altered zones. Faults separated by siliceous rock partially bleached hosting weak fracture controlled mx of Sp and Po.							
						LT	BF	---	OXI	4I	Po	0.5
						LT	GY		CLY	3I	Sp	0.5
									BLE	2I		
									CHL	2I		
16.49	34.65	18.16	SSS	FG	interval of siliceous siltstone and small interbeds of calcareous siltstone. Small sections of weak to strong oxidation and clay alteration marking possible micro faulting. Small sections of moderate to strong mineralization of Sp and trace to weak Po. Areas of moderate to strong mineralization in calcareous sections predominantly, both fracture controlled and by replacement. Chlorite alteration throughout, strongest in calcareous sections and areas of moderate to strong mineralization.							
						LT	GN	---	CLY	2I	Sp	2
						LT	GY		BLE	3I		
						DK	GY		OXI	3I		
						DK	GN		CHL	3I	Po	0.5
34.65	35.08	0.43	CSL	FG	strongly mineralized section by replacement. Section strongly chlorite altered and calcareous.							
						LT	GN				Po	10
						DK	GN	---	CHL	4I	Sp	15
											Py	2

From (m)	To (m)	Interval (m)	Rock Type	Grain Size	Description	Shade	Colour	Texture	Alteration	Intensity	Mineral	Conc.
35.08	73.96	38.88	SSS	FG	interval almost exclusively siliceous siltstone with trace calcareous content. Almost all fracture faces oxidized with few small strongly oxidized sections predominantly large calcite veins. Mineralization predominantly fracture controlled consisting of trace Sp, Po, Py. Fracture infills both calcite and quartz in composition							
						LT	GY		CHL	2I	Po	1
						DK	GY	---	BLE	3I	Sp	1
									OXI	2I	Py	0.5
73.96	81.30	7.34	CSL	FG	interval of weak to strong oxidation predominantly calcareous. Small sections of sericitic and clay alteration. Trace Sp mineralization. Fracture infills mostly calcite. Green stained calcareous rock apparent throughout interval possible calc-silicate alteration.							
						LT	BF	---	SER	2I	Sp	0.5
						LT	GN		OXI	3I		
									CLY	2I		
									CLS	3I		
81.30	112.34	31.04	SSS	FG	interval of predominantly siliceous siltstone with small sections of calcareous rock either being calc-silicate altered or calcareous siltstone. Mineralization predominantly replacement style with smaller amounts of fracture controlled. Areas of strongest mineralization in chlorite altered areas and mostly consisting of Sp and Po. Few strongly bleached sections with fine-medium grained disseminated Sp throughout.							
						LT	GY	---	CHL	3I	Sp	2
						LT	GY					
						DK	GY		OXI	2I	Cp	0.01
						DK	GN		BLE	3I	Po	1
112.34	146.92	34.58	SSS	FG	interval of purely siliceous rock with intervals of strong replacement mineralization with lesser amounts of fracture controlled. Most of interval has been altered either by bleaching, chlorite alteration or other unknown alteration. Mineralization almost fully occurring in alterations, predominantly chloritic alterations. 25% of interval showing intense mineralization. Fracture infill predominantly quartz.							
						LT	GN	---	CHL	3I	Cp	2
						LT	GY				Po	10

From (m)	To (m)	Interval (m)	Rock Type	Grain Size	Description	Shade	Colour	Texture	Alteration	Intensity	Mineral	Conc.
						DK	GN		BLE	3I	Py	4
						DK	GY		OXI	2I	Sp	4
146.92	147.27	0.35	FLR	FG	strongly oxidized rubbly interval marking probable fault zone separating two units. No calcareous content to zone. Intensely brecciated section with unknown soft white matrix. Interval absent of mineralization.							
						DK	OR	RB	OXI	4I	--	0
147.27	194.77	47.50	CHT	VF	interval of foliated chert with small sections of siliceous siltstone. Mineralization predominantly fracture controlled with small localized sections of replacement sometimes with bedding. Small sections of weak to strong oxidation, possible micro faulting (163.51-163.90m) and larger oxidized fractures. Chlorite alteration along some of larger veins. Some sections showing extensive hairline fracturing cutting perpendicular to bedding. Most fractures are mineralized with sulphides, discontinuous, randomly oriented or oriented to core axis. Fracture infill predominantly siliceous. Large sections of maroon chert apparent.							
						LT	GY		OXI	2I	Cp	0.05
						DK	GY	FO	BLE	2I	Po	3
						DK	BN		CHL	2I	Py	0.05
						DK	GN					
194.77	195.25	0.48	CHT	FG	strongly mineralized section mostly by replacement with lesser amounts of fracture controlled. Moderate to strong chlorite altered.							
						DK	BZ	---	CHL	3I	Po	30
						DK	GY				Cp	2
195.25	204.30	9.05	CHT	VF	same as interval 147.27-194.77m							
						LT	GY		CHL	2I	Py	0.05
						DK	GY	FO	BLE	2I	Po	3
						DK	BN		OXI	2I	Cp	0.05
						DK	GN					

From (m)	To (m)	Interval (m)	Rock Type	Grain Size	Description	Shade	Colour	Texture	Alteration	Intensity	Mineral	Conc.
204.30	226.77	22.47	CHT	FG	interval of chert with several sections of moderate to strong calcareous clay alterations. Extensive calcite and dolomite veining through altered sections as well as weak-moderate chlorite mineralization. Much of the clay alterations forming sericite, some have shiny appearance and greasy feel probable gouge material. Trace mineralization of Py within clay altered/gouge zones. Unaltered siliceous zones containing weak Po, Cp, Py mineralization. Both quartz and calcite veining apparent.							
						LT	GY	---	CLY	3I	Po	2
						LT	GN		CHL	2I	Cp	0.05
						DK	GY		BLE	2I	Py	0.5
									OXI	2I		
226.77	255.25	28.48	CHT	VF	interval of chert/siliceous siltstone with small (approx 30-40cm) sections of moderate to strong oxidation. First half of interval has extensive calcite veining with few larger quartz veins (cut by calcite fractures) with predominantly fracture controlled mineralization of Po,Py,Cp. Second half of interval (240-255.25m) less fractured with small localized sections of replacement of Po,Py,Cp.							
						LT	GY		CHL	2I	Py	3
						LT	GN					
						DK	GY	FO	OXI	2I	Po	2
						DK	OR		BLE	2I	Cp	0.05
255.25	263.78	8.53	CHT	FG	interval of strong chlorite alteration with intense mineralization both fracture controlled and by replacement. Almost all fractures mineralized with extensive fracturing throughout interval.							
						DK	GN	---	CHL	4I	Po	10
						DK	GY				Sp	5
											Py	6
											Cp	1
263.78	265.72	1.94	CHT	FG	interval leading up to fault zone. Highly fractured many randomly oriented, undulating and calcite in composition. Trace-weak mineralization all fracture controlled.							
						LT	OR	---	OXI	3I	Py	1
						DK	BN		---	--	Po	0.5
											Cp	0.05

From (m)	To (m)	Interval (m)	Rock Type	Grain Size	Description	Shade	Colour	Texture	Alteration	Intensity	Mineral	Conc.
265.72	267.61	1.89	FLR	MG	strongly oxidized interval marking probable fault zone. Heavy undulating semi-massive calcite veining. Trace Py mineralization within one of the less weathered veins.							
						DK	OR	BX	OXI	4I	Py	0.05
									CLY	3I		
267.61	316.95	49.34	CHT	VF	predominantly unaltered banded maroon/dark grey chert fractured with mostly quartz infills, larger veins being calcite infills. Periodic large shallow angle undulating veins greater than 1cm in thickness, both quartz and calcite composed partially mineralized with sulphides. Weak sulphide mineralization throughout interval predominantly fracture controlled. Small sections of heavier fracturing apparent.							
						DK	GY	BN	BLE	2I	Po	2
						DK	BN		CHL	2I	Py	1
											Sp	0.5
											As	0.01
											Cp	0.05
316.95	333.32	16.37	CHT	FG	interval of moderate-strong chlorite alteration. Heavily fractured throughout interval with moderate clay altered sections predominantly gouge infill fractures. Interval strongly mineralized both fracture controlled and by replacement style in some areas semi-massive. Heavily altered zones seems to be gradational contact into a siliceous siltstone unit below.							
						LT	GN		CLY	3I	Po	10
						DK	GN	---	CHL	3I	Cp	1
											Py	4
											Sp	7
											As	0.05
											Gn	1
333.32	342.07	8.75	SSS	FG	interval of heavy calcite veining and calc-silicate alteration intercalated with moderate-strongly bleached siliceous siltstone. Calcareous sections weak-moderately oxidized/clay altered. Weak replacement mineralization predominantly Sp with trace amounts of Gn also within calcite fractures							
						LT	GY	---	BLE	3I	Gn	0.05
						LT	BF		OXI	3I	Sp	1
						LT	GN		CLS	3I		

From (m)	To (m)	Interval (m)	Rock Type	Grain Size	Description	Shade	Colour	Texture	Alteration	Intensity	Mineral	Conc.
342.07	342.57	0.50	SSS	FG	highly mineralized interval with strong calc-silicate alteration. Many discontinuous calcite veinlets. Mineralization replacement and fracture controlled.							
						LT	GY				Sp	12
						DK	GN	---	CLS	4I	Po	10
											Cp	5
											Gn	2
342.57	350.56	7.99	SSS	FG	strong-moderately altered interval with trace Sp replacement mineralization. Most calcareous sections weak-moderately oxidized/clay altered. Prominent calcite veining throughout.							
						LT	GY	---	CLS	3I	Sp	0.05
						LT	BF		OXI	2I		
									CLY	2I		
350.56	355.00	4.44	SSS	FG	less altered interval with several subsections of very dark grey rock probable argillite interrebedded with unaltered or bleached siliceous siltstone.							
						LT	GY					
						DK	GY	---	BLE	2I	--	0
355.00	355.43	0.43	SSS	FG	small section of mineralized fracture predominantly oriented at 25 degrees to core axis. One large 1cm wide fracture fully mineralized.							
						LT	GY	---	BLE	3I	Po	2
											Gn	1.5
											Sp	1.5
355.43	372.03	16.60	SSS	VF	interval predominantly siliceously altered with few small calc-silicate altered sections. Many calcite veins with oxidized envelopes. Trace sulphide mineralization mostly by replacement less weathered quartz veins present throughout interval.							
						LT	GY	---	BLE	3I	Sp	0.05
						LT	BF				Cp	0.01
						DK	GY		OXI	2I	Po	0.01
372.03	372.33	0.30	SSS	FG	interval calc-silicate altered with moderate Sp replacement mineralization							
						LT	GN	---	CLS	3I	Sp	6
						LT	GY					

From (m)	To (m)	Interval (m)	Rock Type	Grain Size	Description	Shade	Colour	Texture	Alteration	Intensity	Mineral	Conc.
372.33	395.55	23.22	SSS	FG	siliceous siltstone interval with altered intervals throughout. Weak to strong green/brown calcareous sections apparent decreasing downhole most likely calc-silicate alterations. Semi-massive calcite veining frequent throughout interval, in places (386.65m) causing brecciation of the host rock with up to 5cm wide clasts. Calc-silicate altered areas and large calcite veining hosting small intervals of weak to moderate oxidation. Several bleached sub sections within interval. Small localized sections of replacement mineralization predominantly Sp within altered zones. Rare occurrences of fracture controlled mineralization.							
						LT	GY	---	CLS	2I	Sp	0.05
						LT	GN		OXI	2I		
						DK	GY		BLE	3I		
395.55	396.06	0.51	SSS	FG	weakly altered calcareous interval with moderate sulphide mineralization predominantly replacement style. Mineralization following alteration zones.							
						LT	GY	---	CLS	2I	Po	1
						LT	GN				Sp	4
						DK	GN		CHL	2I	Cp	3
396.06	413.00	16.94	SSS	FG	siliceous siltstone interval with altered intervals throughout. Weak to strong green/brown calcareous sections apparent decreasing downhole most likely calc-silicate alterations. Calc-silicate altered areas and large calcite veining hosting small intervals of weak to moderate oxidation. Several bleached sub sections within interval. Small localized sections of replacement mineralization predominantly Sp within altered zones. Rare occurrences of fracture controlled mineralization.Semi massive calcite veining at end of hole with heavily brecciated texture with clasts up to 2 cm wide oriented at 40 degrees to core axis.							
						LT	GY	---	CLS	3I	Po	0.01
						LT	BF		OXI	3I		
						DK	GY		BLE	2I	Sp	0.05

From (m)	To (m)	Interval (m)	Rock Type	Recovery (m)	Recovery %	Sample Number	BatchName	Batch Class	Standard	Blank	1/4 Dup	Coarse Dup
0.00	0.00	0.00	-QC-	0.00	0	K286472	12-031		K-4	☐	☐	☐
0.00	0.00	0.00	-QC-	0.00	0	K286545	12-034			☑	☐	☐
0.00	0.00	0.00	-QC-	0.00	0	K286536	12-034		K-4	☐	☐	☐
0.00	0.00	0.00	-QC-	0.00	0	K286524	12-034			☑	☐	☐
0.00	0.00	0.00	-QC-	0.00	0	K286516	12-034		K-2	☐	☐	☐
0.00	0.00	0.00	-QC-	0.00	0	K286512	12-032			☑	☐	☐
0.00	0.00	0.00	-QC-	0.00	0	K286497	12-032		K-4	☐	☐	☐
0.00	0.00	0.00	-QC-	0.00	0	K286388	12-026		K-4	☐	☐	☐
0.00	0.00	0.00	-QC-	0.00	0	K286486	12-032		K-2	☐	☐	☐
0.00	0.00	0.00	-QC-	0.00	0	K286467	12-031			☑	☐	☐
0.00	0.00	0.00	-QC-	0.00	0	K286450	12-031			☑	☐	☐
0.00	0.00	0.00	-QC-	0.00	0	K286445	12-031		K-4	☐	☐	☐
0.00	0.00	0.00	-QC-	0.00	0	K286438	12-028			☑	☐	☐
0.00	0.00	0.00	-QC-	0.00	0	K286432	12-028		K-4	☐	☐	☐
0.00	0.00	0.00	-QC-	0.00	0	K286416	12-028			☑	☐	☐
0.00	0.00	0.00	-QC-	0.00	0	K286408	12-028		K-4	☐	☐	☐
0.00	0.00	0.00	-QC-	0.00	0	K286395	12-026			☑	☐	☐
0.00	0.00	0.00	-QC-	0.00	0	K286491	12-032			☑	☐	☐
5.45	8.00	2.55	SSS, CAS	2.55	100	K286384	12-026			☐	☐	☐
8.00	11.00	3.00	SSS	3.00	100	K286385	12-026			☐	☐	☐
11.00	14.00	3.00	SSS	3.00	100	K286386	12-026			☐	☐	☐
14.00	17.00	3.00	SSS	3.00	100	K286387	12-026			☐	☐	☐
17.00	20.00	3.00	SSS	3.00	100	K286389	12-026			☐	☐	☐
20.00	23.00	3.00	SSS	3.00	100	K286390	12-026			☐	☐	☐
23.00	26.00	3.00	SSS	3.00	100	K286391	12-026			☐	☐	☐
26.00	29.00	3.00	SSS	2.97	99	K286392	12-026			☐	☐	☐
29.00	32.00	3.00	SSS	2.97	99	K286393	12-026			☐	☐	☐

From (m)	To (m)	Interval (m)	Rock Type	Recovery (m)	Recovery %	Sample Number	BatchName	Batch Class	Standard	Blank	1/4 Dup	Coarse Dup
32.00	35.00	3.00	SSS	3.00	100	K286394	12-026			☐	☐	☐
35.00	38.00	3.00	SSS	3.00	100	K286396	12-026			☐	☐	☐
38.00	41.00	3.00	SSS	2.94	98	K286397	12-026			☐	☐	☐
41.00	44.00	3.00	SSS	2.97	99	K286398	12-026			☐	☐	☐
44.00	47.00	3.00	SSS	3.00	100	K286399	12-026			☐	☐	☐
44.00	47.00	3.00	SSS	3.00	100	K286400	12-026			☐	☐	☑
47.00	50.00	3.00	SSS	2.89	96	K286401	12-026			☐	☐	☐
50.00	53.00	3.00	SSS	3.00	100	K286402	12-026			☐	☐	☐
53.00	56.00	3.00	SSS	3.00	100	K286403	12-026			☐	☐	☐
56.00	59.00	3.00	SSS	3.00	100	K286404	12-026			☐	☐	☐
59.00	62.00	3.00	SSS	3.00	100	K286405	12-028			☐	☐	☐
62.00	65.00	3.00	SSS	3.00	100	K286406	12-028			☐	☐	☐
65.00	68.00	3.00	SSS	2.83	94	K286407	12-028			☐	☐	☐
68.00	71.00	3.00	SSS	2.93	98	K286409	12-028			☐	☐	☐
71.00	74.00	3.00	SSS	3.00	100	K286410	12-028			☐	☐	☐
74.00	77.00	3.00	SSS	2.62	87	K286411	12-028			☐	☐	☐
77.00	80.00	3.00	SSS	2.81	94	K286412	12-028			☐	☐	☐
80.00	83.00	3.00	SSS	2.62	87	K286413	12-028			☐	☐	☐
83.00	86.00	3.00	SSS	2.96	99	K286414	12-028			☐	☐	☐
86.00	89.00	3.00	SSS	2.94	98	K286415	12-028			☐	☐	☐
89.00	92.00	3.00	SSS	2.96	99	K286417	12-028			☐	☐	☐
92.00	95.00	3.00	SSS	3.00	100	K286418	12-028			☐	☐	☐
95.00	98.00	3.00	SSS	3.00	100	K286419	12-028			☐	☐	☐
95.00	98.00	3.00	SSS	3.00	100	K286420	12-028			☐	☑	☐
98.00	101.00	3.00	SSS	3.00	100	K286421	12-028			☐	☐	☐
101.00	104.00	3.00	SSS	2.97	99	K286422	12-028			☐	☐	☐
104.00	107.00	3.00	SSS	3.00	100	K286423	12-028			☐	☐	☐
107.00	110.00	3.00	SSS	2.98	99	K286424	12-028			☐	☐	☐
110.00	113.00	3.00	SSS	2.87	96	K286425	12-028			☐	☐	☐

From (m)	To (m)	Interval (m)	Rock Type	Recovery (m)	Recovery %	Sample Number	BatchName	Batch Class	Standard	Blank	1/4 Dup	Coarse Dup
113.00	116.00	3.00	SSS	3.00	100	K286426	12-028			☐	☐	☐
113.00	116.00	3.00	SSS	3.00	100	K286427	12-028			☐	☐	☑
116.00	119.00	3.00	SSS	3.00	100	K286428	12-028			☐	☐	☐
119.00	122.00	3.00	SSS	3.00	100	K286429	12-028			☐	☐	☐
122.00	124.39	2.39	SSS	2.39	100	K286430	12-028			☐	☐	☐
124.39	125.67	1.28	SSS	1.28	100	K286431	12-028			☐	☐	☐
125.67	128.00	2.33	SSS	2.33	100	K286433	12-028			☐	☐	☐
128.00	131.00	3.00	SSS	3.00	100	K286434	12-028			☐	☐	☐
131.00	132.51	1.51	SSS	1.51	100	K286435	12-028			☐	☐	☐
132.51	135.41	2.90	SSS	2.90	100	K286436	12-028			☐	☐	☐
135.41	138.18	2.77	SSS	2.77	100	K286437	12-028			☐	☐	☐
138.18	140.00	1.82	SSS	1.82	100	K286439	12-028			☐	☐	☐
140.00	143.00	3.00	SSS	3.00	100	K286440	12-028			☐	☐	☐
143.00	146.00	3.00	SSS	3.00	100	K286441	12-031			☐	☐	☐
146.00	149.00	3.00	SSS	2.55	85	K286442	12-031			☐	☐	☐
149.00	152.00	3.00	CHT	3.00	100	K286443	12-031			☐	☐	☐
152.00	155.00	3.00	CHT	3.00	100	K286444	12-031			☐	☐	☐
155.00	158.00	3.00	CHT	3.00	100	K286446	12-031			☐	☐	☐
158.00	161.00	3.00	CHT	3.00	100	K286447	12-031			☐	☐	☐
161.00	164.00	3.00	CHT	2.97	99	K286448	12-031			☐	☐	☐
164.00	167.00	3.00	CHT	3.00	100	K286449	12-031			☐	☐	☐
167.00	170.00	3.00	CHT	3.00	100	K286451	12-031			☐	☐	☐
170.00	173.00	3.00	CHT	3.00	100	K286452	12-031			☐	☐	☐
173.00	176.00	3.00	CHT	3.00	100	K286453	12-031			☐	☐	☐
176.00	179.00	3.00	CHT	3.00	100	K286454	12-031			☐	☐	☐
176.00	179.00	3.00	CHT	3.00	100	K286455	12-031			☐	☐	☑
179.00	182.00	3.00	CHT	3.00	100	K286456	12-031			☐	☐	☐
182.00	185.00	3.00	CHT	3.00	100	K286457	12-031			☐	☐	☐
185.00	188.00	3.00	CHT	2.96	99	K286458	12-031			☐	☐	☐

From (m)	To (m)	Interval (m)	Rock Type	Recovery (m)	Recovery %	Sample Number	BatchName	Batch Class	Standard	Blank	1/4 Dup	Coarse Dup
188.00	191.00	3.00	CHT	3.00	100	K286459	12-031			☐	☐	☐
191.00	194.00	3.00	CHT	3.00	100	K286460	12-031			☐	☐	☐
191.00	194.00	3.00	CHT	3.00	100	K286461	12-031			☐	☑	☐
194.00	197.00	3.00	CHT	2.95	98	K286462	12-031			☐	☐	☐
197.00	200.00	3.00	CHT	3.00	100	K286463	12-031			☐	☐	☐
200.00	203.00	3.00	CHT	2.98	99	K286464	12-031			☐	☐	☐
203.00	206.00	3.00	CHT	3.00	100	K286465	12-031			☐	☐	☐
206.00	209.00	3.00	CHT	2.88	96	K286466	12-031			☐	☐	☐
209.00	212.00	3.00	CHT	2.90	97	K286468	12-031			☐	☐	☐
212.00	215.00	3.00	CHT	3.00	100	K286469	12-031			☐	☐	☐
215.00	218.00	3.00	CHT	2.94	98	K286470	12-031			☐	☐	☐
218.00	221.00	3.00	CHT	2.93	98	K286471	12-031			☐	☐	☐
221.00	224.00	3.00	CHT	3.00	100	K286473	12-031			☐	☐	☐
224.00	227.00	3.00	CHT	3.00	100	K286474	12-031			☐	☐	☐
227.00	230.00	3.00	CHT	3.00	100	K286475	12-031			☐	☐	☐
230.00	233.00	3.00	CHT	3.00	100	K286476	12-031			☐	☐	☐
233.00	236.00	3.00	CHT	3.00	100	K286477	12-032			☐	☐	☐
236.00	239.00	3.00	CHT	3.00	100	K286478	12-032			☐	☐	☐
239.00	242.00	3.00	CHT	2.98	99	K286479	12-032			☐	☐	☐
239.00	242.00	3.00	CHT	2.98	99	K286480	12-032			☐	☐	☑
242.00	245.00	3.00	CHT	2.96	99	K286481	12-032			☐	☐	☐
245.00	248.00	3.00	CHT	3.00	100	K286482	12-032			☐	☐	☐
248.00	251.00	3.00	CHT	3.00	100	K286483	12-032			☐	☐	☐
251.00	254.00	3.00	CHT	3.00	100	K286484	12-032			☐	☐	☐
254.00	257.00	3.00	CHT	3.00	100	K286485	12-032			☐	☐	☐
257.00	260.00	3.00	CHT	2.97	99	K286487	12-032			☐	☐	☐
260.00	263.00	3.00	CHT	3.00	100	K286488	12-032			☐	☐	☐
263.00	266.00	3.00	CHT	3.00	100	K286489	12-032			☐	☐	☐
266.00	269.00	3.00	CHT	3.00	100	K286490	12-032			☐	☐	☐

From (m)	To (m)	Interval (m)	Rock Type	Recovery (m)	Recovery %	Sample Number	BatchName	Batch Class	Standard	Blank	1/4 Dup	Coarse Dup
269.00	272.00	3.00	CHT	3.00	100	K286492	12-032			☐	☐	☐
272.00	275.00	3.00	CHT	3.00	100	K286493	12-032			☐	☐	☐
275.00	278.00	3.00	CHT	3.00	100	K286494	12-032			☐	☐	☐
278.00	281.00	3.00	CHT	3.00	100	K286495	12-032			☐	☐	☐
281.00	284.00	3.00	CHT	2.98	99	K286496	12-032			☐	☐	☐
284.00	287.00	3.00	CHT	2.98	99	K286498	12-032			☐	☐	☐
287.00	290.00	3.00	CHT	3.00	100	K286499	12-032			☐	☐	☐
290.00	293.00	3.00	CHT	3.00	100	K286500	12-032			☐	☐	☐
293.00	296.00	3.00	CHT	3.00	100	K286501	12-032			☐	☐	☐
293.00	296.00	3.00	CHT	3.00	100	K286502	12-032			☐	☑	☐
296.00	299.00	3.00	CHT	3.00	100	K286503	12-032			☐	☐	☐
299.00	302.00	3.00	CHT	3.00	100	K286504	12-032			☐	☐	☐
302.00	305.00	3.00	CHT	3.00	100	K286505	12-032			☐	☐	☐
305.00	308.00	3.00	CHT	3.00	100	K286506	12-032			☐	☐	☐
308.00	311.00	3.00	CHT	2.95	98	K286507	12-032			☐	☐	☐
311.00	314.00	3.00	CHT	2.96	99	K286508	12-032			☐	☐	☐
314.00	317.00	3.00	CHT	3.00	100	K286509	12-032			☐	☐	☐
317.00	320.00	3.00	CHT	2.98	99	K286510	12-032			☐	☐	☐
320.00	323.00	3.00	CHT	3.00	100	K286511	12-032			☐	☐	☐
323.00	326.00	3.00	CHT	3.00	100	K286513	12-034			☐	☐	☐
326.00	329.00	3.00	CHT	2.89	96	K286514	12-034			☐	☐	☐
329.00	332.00	3.00	CHT	3.00	100	K286515	12-034			☐	☐	☐
332.00	333.52	1.52	CHT	1.49	98	K286517	12-034			☐	☐	☐
333.52	335.00	1.48	SSS	1.48	100	K286518	12-034			☐	☐	☐
335.00	338.00	3.00	SSS	2.95	98	K286519	12-034			☐	☐	☐
338.00	341.00	3.00	SSS	3.00	100	K286520	12-034			☐	☐	☐
341.00	342.71	1.71	SSS	1.71	100	K286521	12-034			☐	☐	☐
342.71	344.00	1.29	SSS	1.29	100	K286522	12-034			☐	☐	☐
344.00	347.00	3.00	SSS	3.00	100	K286523	12-034			☐	☐	☐

From (m)	To (m)	Interval (m)	Rock Type	Recovery (m)	Recovery %	Sample Number	BatchName	Batch Class	Standard	Blank	1/4 Dup	Coarse Dup
347.00	350.00	3.00	SSS	2.98	99	K286525	12-034			☐	☐	☐
350.00	353.00	3.00	SSS	3.00	100	K286526	12-034			☐	☐	☐
353.00	356.00	3.00	SSS	2.89	96	K286527	12-034			☐	☐	☐
356.00	359.00	3.00	SSS	3.00	100	K286528	12-034			☐	☐	☐
356.00	359.00	3.00	SSS	3.00	100	K286529	12-034			☐	☑	☐
359.00	362.00	3.00	SSS	3.00	100	K286530	12-034			☐	☐	☐
362.00	365.00	3.00	SSS	3.00	100	K286531	12-034			☐	☐	☐
365.00	368.00	3.00	SSS	3.00	100	K286532	12-034			☐	☐	☐
368.00	371.00	3.00	SSS	2.97	99	K286533	12-034			☐	☐	☐
371.00	374.00	3.00	SSS	3.00	100	K286534	12-034			☐	☐	☐
374.00	377.00	3.00	SSS	2.95	98	K286535	12-034			☐	☐	☐
377.00	380.00	3.00	SSS	3.00	100	K286537	12-034			☐	☐	☐
380.00	383.00	3.00	SSS	3.00	100	K286538	12-034			☐	☐	☐
383.00	386.00	3.00	SSS	2.98	99	K286539	12-034			☐	☐	☐
386.00	389.00	3.00	SSS	3.00	100	K286540	12-034			☐	☐	☐
386.00	389.00	3.00	SSS	3.00	100	K286541	12-034			☐	☐	☑
389.00	392.00	3.00	SSS	2.96	99	K286542	12-034			☐	☐	☐
392.00	395.00	3.00	SSS	3.00	100	K286543	12-034			☐	☐	☐
395.00	396.14	1.14	SSS	1.14	100	K286544	12-034			☐	☐	☐
396.14	398.00	1.86	SSS	1.86	100	K286546	12-034			☐	☐	☐
398.00	401.00	3.00	SSS	3.00	100	K286547	12-034			☐	☐	☐
401.00	404.00	3.00	SSS	3.00	100	K286548	12-034			☐	☐	☐
404.00	407.00	3.00	SSS	3.00	100	K286549	12-035			☐	☐	☐
407.00	410.00	3.00	SSS	3.00	100	K286550	12-035			☐	☐	☐
410.00	413.00	3.00	SSS	2.92	97	K286551	12-035			☐	☐	☐

From (m)	To (m)	Interval (m)	Recovery (m)	Recovery %	RQD	RQD %	Reactivity	Hardness	Weathering	Comments
0.00	5.45	5.45	0	0	0.00	0	0R	--	--	Casing
5.45	8.00	2.55	2.55	100	0.73	29	3R	2H	3W	
8.00	11.00	3.00	3	100	1.32	44	1R	3H	2W	
11.00	14.00	3.00	3	100	1.00	33	0R	2H	4W	
14.00	17.00	3.00	2.93	98	0.89	30	1R	2H	4W	
17.00	20.00	3.00	3	100	1.57	52	1R	2H	3W	
20.00	23.00	3.00	3	100	1.20	40	1R	3H	2W	
23.00	26.00	3.00	3	100	0.57	19	3R	2H	3W	
26.00	29.00	3.00	2.97	99	1.39	46	1R	3H	2W	
29.00	32.00	3.00	2.97	99	0.85	28	1R	2H	3W	
32.00	35.00	3.00	3	100	1.54	51	1R	3H	2W	
35.00	38.00	3.00	3	100	1.06	35	1R	3H	2W	
38.00	41.00	3.00	2.94	98	1.63	54	1R	3H	2W	
41.00	44.00	3.00	2.97	99	1.20	40	0R	4H	2W	
44.00	47.00	3.00	3	100	1.35	45	1R	3H	2W	
47.00	50.00	3.00	2.89	96	1.16	39	0R	3H	2W	
50.00	53.00	3.00	3	100	1.35	45	0R	3H	2W	
53.00	56.00	3.00	3	100	1.71	57	0R	3H	2W	
56.00	59.00	3.00	3	100	1.38	46	0R	3H	2W	
59.00	62.00	3.00	3	100	0.79	26	0R	3H	2W	
62.00	65.00	3.00	3	100	0.93	31	0R	3H	2W	
65.00	68.00	3.00	2.83	94	1.14	38	0R	3H	3W	
68.00	71.00	3.00	2.93	98	0.55	18	0R	3H	3W	
71.00	74.00	3.00	3	100	0.20	7	1R	3H	3W	
74.00	77.00	3.00	2.62	87	0.13	4	3R	2H	3W	
77.00	80.00	3.00	2.81	94	0.72	24	1R	3H	2W	
80.00	83.00	3.00	2.62	87	0.61	20	0R	2H	3W	
83.00	86.00	3.00	2.96	99	1.13	38	0R	3H	2W	
86.00	89.00	3.00	2.94	98	1.28	43	0R	3H	2W	

From (m)	To (m)	Interval (m)	Recovery (m)	Recovery %	RQD	RQD %	Reactivity	Hardness	Weathering	Comments
89.00	92.00	3.00	2.96	99	1.95	65	1R	4H	2W	
92.00	95.00	3.00	3	100	1.30	43	0R	4H	2W	
95.00	98.00	3.00	3	100	1.06	35	0R	4H	2W	
98.00	101.00	3.00	3	100	1.11	37	0R	3H	3W	
101.00	104.00	3.00	2.97	99	1.50	50	0R	3H	2W	
104.00	107.00	3.00	3	100	1.14	38	0R	4H	2W	
107.00	110.00	3.00	2.98	99	2.55	85	0R	4H	2W	
110.00	113.00	3.00	2.87	96	1.81	60	0R	4H	2W	
113.00	116.00	3.00	3	100	2.30	77	0R	4H	2W	
116.00	119.00	3.00	3	100	1.58	53	0R	4H	2W	
119.00	122.00	3.00	3	100	1.95	65	0R	4H	2W	
122.00	125.00	3.00	3	100	2.20	73	0R	4H	2W	
125.00	128.00	3.00	3	100	2.17	72	0R	4H	2W	
128.00	131.00	3.00	3	100	2.49	83	0R	4H	2W	
131.00	134.00	3.00	3	100	2.31	77	0R	4H	2W	
134.00	137.00	3.00	3	100	2.68	89	0R	4H	2W	
137.00	140.00	3.00	3	100	2.11	70	0R	4H	2W	
140.00	143.00	3.00	3	100	2.61	87	0R	4H	2W	
143.00	146.00	3.00	3	100	1.95	65	0R	4H	2W	
146.00	149.00	3.00	2.55	85	0.89	30	0R	2H	4W	
149.00	152.00	3.00	3	100	1.34	45	0R	3H	3W	
152.00	155.00	3.00	3	100	1.49	50	0R	4H	2W	
155.00	158.00	3.00	3	100	2.20	73	0R	4H	2W	
158.00	161.00	3.00	3	100	1.78	59	0R	4H	3W	
161.00	164.00	3.00	2.97	99	1.50	50	0R	3H	3W	
164.00	167.00	3.00	3	100	1.68	56	0R	4H	2W	
167.00	170.00	3.00	3	100	2.75	92	0R	4H	1W	
170.00	173.00	3.00	3	100	1.82	61	0R	4H	2W	
173.00	176.00	3.00	3	100	2.21	74	0R	4H	2W	
176.00	179.00	3.00	3	100	1.90	63	0R	4H	2W	
179.00	182.00	3.00	3	100	1.94	65	0R	3H	2W	

From (m)	To (m)	Interval (m)	Recovery (m)	Recovery %	RQD	RQD %	Reactivity	Hardness	Weathering	Comments
182.00	185.00	3.00	3	100	2.12	71	0R	4H	2W	
185.00	188.00	3.00	2.96	99	2.42	81	0R	4H	2W	
188.00	191.00	3.00	3	100	1.78	59	0R	4H	2W	
191.00	194.00	3.00	3	100	2.48	83	0R	4H	2W	
194.00	197.00	3.00	2.95	98	1.56	52	0R	4H	2W	
197.00	200.00	3.00	3	100	1.83	61	0R	3H	1W	
200.00	203.00	3.00	2.98	99	1.31	44	1R	3H	2W	
203.00	206.00	3.00	3	100	1.12	37	0R	3H	2W	
206.00	209.00	3.00	2.88	96	0.00	0	1R	2H	2W	
209.00	212.00	3.00	2.9	97	1.11	37	1R	3H	3W	
212.00	215.00	3.00	3	100	1.05	35	1R	2H	3W	
215.00	218.00	3.00	2.94	98	0.61	20	1R	4H	2W	
218.00	221.00	3.00	2.93	98	0.70	23	1R	3H	3W	
221.00	224.00	3.00	3	100	0.94	31	1R	2H	2W	
224.00	227.00	3.00	3	100	0.33	11	1R	2H	4W	
227.00	230.00	3.00	3	100	1.06	35	1R	2H	3W	
230.00	233.00	3.00	3	100	1.16	39	1R	2H	3W	
233.00	236.00	3.00	3	100	1.09	36	1R	2H	3W	
236.00	239.00	3.00	3	100	1.10	37	1R	2H	3W	
239.00	242.00	3.00	2.98	99	1.74	58	1R	3H	2W	
242.00	245.00	3.00	2.96	99	2.05	68	0R	4H	2W	
245.00	248.00	3.00	3	100	2.44	81	0R	4H	2W	
248.00	251.00	3.00	3	100	2.29	76	1R	3H	2W	
251.00	254.00	3.00	3	100	1.79	60	0R	3H	2W	
254.00	257.00	3.00	3	100	1.61	54	0R	3H	2W	
257.00	260.00	3.00	2.97	99	1.52	51	0R	3H	2W	
260.00	263.00	3.00	3	100	1.47	49	1R	3H	3W	
263.00	266.00	3.00	3	100	1.45	48	3R	2H	3W	
266.00	269.00	3.00	3	100	0.91	30	1R	2H	4W	
269.00	272.00	3.00	3	100	1.65	55	0R	3H	3W	
272.00	275.00	3.00	3	100	2.19	73	0R	3H	1W	

From (m)	To (m)	Interval (m)	Recovery (m)	Recovery %	RQD	RQD %	Reactivity	Hardness	Weathering	Comments
275.00	278.00	3.00	3	100	2.05	68	0R	3H	1W	
278.00	281.00	3.00	3	100	2.19	73	0R	3H	1W	
281.00	284.00	3.00	2.98	99	2.34	78	0R	3H	1W	
284.00	287.00	3.00	2.98	99	2.34	78	0R	3H	2W	
287.00	290.00	3.00	3	100	1.59	53	0R	3H	2W	
290.00	293.00	3.00	3	100	2.41	80	0R	3H	2W	
293.00	296.00	3.00	3	100	2.71	90	0R	3H	2W	
296.00	299.00	3.00	3	100	1.81	60	0R	4H	1W	
299.00	302.00	3.00	3	100	2.21	74	0R	4H	2W	
302.00	305.00	3.00	3	100	1.95	65	0R	4H	2W	
305.00	308.00	3.00	3	100	1.47	49	0R	4H	2W	
308.00	311.00	3.00	2.95	98	0.63	21	0R	3H	2W	
311.00	314.00	3.00	2.96	99	0.83	28	0R	3H	2W	
314.00	317.00	3.00	3	100	1.99	66	0R	3H	2W	
317.00	320.00	3.00	2.98	99	0.28	9	0R	2H	4W	
320.00	323.00	3.00	3	100	1.40	47	0R	2H	3W	
323.00	326.00	3.00	3	100	1.29	43	0R	2H	3W	
326.00	329.00	3.00	2.89	96	1.87	62	0R	3H	2W	
329.00	332.00	3.00	3	100	1.18	39	0R	3H	2W	
332.00	335.00	3.00	3	100	0.49	16	3R	3H	3W	
335.00	338.00	3.00	2.95	98	2.03	68	3R	3H	3W	
338.00	341.00	3.00	3	100	1.43	48	3R	3H	3W	
341.00	344.00	3.00	3	100	2.09	70	3R	3H	3W	
344.00	347.00	3.00	3	100	1.65	55	3R	3H	3W	
347.00	350.00	3.00	2.98	99	2.36	79	3R	3H	3W	
350.00	353.00	3.00	3	100	1.34	45	1R	4H	2W	
353.00	356.00	3.00	2.89	96	1.50	50	1R	3H	2W	
356.00	359.00	3.00	3	100	2.79	93	1R	4H	2W	
359.00	362.00	3.00	3	100	2.33	78	1R	4H	2W	
362.00	365.00	3.00	3	100	2.44	81	0R	4H	2W	
365.00	368.00	3.00	3	100	2.05	68	0R	3H	2W	

From (m)	To (m)	Interval (m)	Recovery (m)	Recovery %	RQD	RQD %	Reactivity	Hardness	Weathering	Comments
368.00	371.00	3.00	2.97	99	1.90	63	0R	4H	2W	
371.00	374.00	3.00	3	100	2.02	67	1R	4H	2W	
374.00	377.00	3.00	2.95	98	1.88	63	1R	4H	2W	
377.00	380.00	3.00	3	100	1.89	63	0R	4H	2W	
380.00	383.00	3.00	3	100	1.90	63	0R	3H	2W	
383.00	386.00	3.00	2.98	99	2.14	71	1R	3H	2W	
386.00	389.00	3.00	3	100	1.59	53	0R	4H	2W	
389.00	392.00	3.00	2.96	99	2.17	72	0R	4H	2W	
392.00	395.00	3.00	3	100	1.72	57	0R	3H	2W	
395.00	398.00	3.00	3	100	2.36	79	1R	3H	2W	
398.00	401.00	3.00	3	100	1.60	53	0R	3H	3W	
401.00	404.00	3.00	3	100	1.57	52	0R	3H	3W	
404.00	407.00	3.00	3	100	1.59	53	0R	4H	2W	
407.00	410.00	3.00	3	100	1.74	58	1R	3H	3W	
410.00	413.00	3.00	2.92	97	2.10	70	3R	3H	3W	EOH!

Depth (m)	Magnetic Susceptibility	Rock Type	Comments
8	1.65	SSS	
9	1.43	SSS	
10	3.77	SSS	
11	1.72	SSS	
12	2.67	SSS	
13	0.25	SSS	
14	0.25	SSS	
15	0.52	SSS	
16	0	SSS	Rubble
17	0.21	SSS	
18	1.14	SSS	
19	0.31	SSS	
20	0.18	SSS	
21	1.01	SSS	
22	2.03	SSS	
23	2.12	SSS	
24	0	SSS	Rubble
25	2.77	SSS	
26	1.29	SSS	
27	0.67	SSS	
28	2.75	SSS	
29	1.85	SSS	
30	0.95	SSS	
31	7.96	SSS	
32	1.58	SSS	
33	1.51	SSS	
34	0.2	SSS	
35	20.81	SSS	
36	0.98	SSS	

Depth (m)	Magnetic Susceptibility	Unit	Comments
37	0.41	SSS	
38	0.4	SSS	
39	1.82	SSS	
40	0.37	SSS	
41	1.79	SSS	
42	3.64	SSS	
43	4.13	SSS	
44	3.72	SSS	
45	1.87	SSS	
46	4.41	SSS	
47	3.99	SSS	
48	3.32	SSS	
49	4.53	SSS	
50	3.69	SSS	
51	4	SSS	
52	4.53	SSS	
53	3.65	SSS	
54	3.77	SSS	
55	1.16	SSS	
56	2.08	SSS	
57	5.22	SSS	
58	3.39	SSS	
59	0.05	SSS	
60	3.02	SSS	
61	3.28	SSS	
62	0.26	SSS	
63	3.64	SSS	
64	2.19	SSS	
65	3	SSS	

Depth (m)	Magnetic Susceptibility	Rock Type	Comments
66	1.23	SSS	
67	3.23	SSS	
68	6.17	SSS	
69	3.88	SSS	
70	1.8	SSS	
71	2.41	SSS	
72	3.73	SSS	
73	4.32	SSS	
74	0.81	SSS	
75	1.02	SSS	
76	0.39	SSS	
77	0.3	SSS	
78	0.83	SSS	
79	0.21	SSS	
80	0.17	SSS	
81	0.54	SSS	
82	2.35	SSS	
83	0.61	SSS	
84	1.9	SSS	
85	1.66	SSS	
86	0.62	SSS	
87	5.47	SSS	
88	5.05	SSS	
89	5	SSS	
90	2.97	SSS	
91	2.86	SSS	
92	2.33	SSS	
93	0.86	SSS	
94	0.64	SSS	
95	0.14	SSS	
96	0.22	SSS	

Depth (m)	Magnetic Susceptibility	Unit	Comments
97	1.64	SSS	
98	0	SSS	Rubble unreadable for 7 meters.
98	1.78	SSS	
99	0.73	SSS	
100	1.16	SSS	
101	1.15	SSS	
102	0.26	SSS	
103	3.25	SSS	
104	20	SSS	
105	9.6	SSS	
106	9.66	SSS	
107	7	SSS	
108	3.84	SSS	
109	4.3	SSS	
110	3.96	SSS	
111	4.08	SSS	
112	3.46	SSS	
113	11.26	SSS	
114	12.17	SSS	
115	18.47	SSS	
116	4.89	SSS	
117	0.98	SSS	
118	4.12	SSS	
119	2.73	SSS	
120	10.58	SSS	
121	16.61	SSS	
122	4.23	SSS	
123	55.11	SSS	On mineral vein.
124	1.36	SSS	
125	21.49	SSS	

Depth (m)	Magnetic Susceptibility	Rock Type	Comments
126	18.11	SSS	
127	20.37	SSS	
128	5.83	SSS	
129	14.42	SSS	
130	4.92	SSS	
131	2.11	SSS	
132	6.26	SSS	
133	8.38	SSS	
134	13.66	SSS	
135	11.28	SSS	
136	19.9	SSS	
137	16.86	SSS	
138	24.67	SSS	
139	1.96	SSS	
140	2.79	SSS	
141	7.39	SSS	
142	0.73	SSS	
143	3.23	SSS	
144	4.25	SSS	
145	5.08	SSS	
146	2.33	SSS	
147	0.35	SSS	
148	0.91	CHT	
149	6.39	CHT	
150	6.42	CHT	
151	4.66	CHT	
152	6.31	CHT	
153	6.7	CHT	
154	7.83	CHT	
155	2.92	CHT	
156	8.08	CHT	

Depth (m)	Magnetic Susceptibility	Unit	Comments
157	8.7	CHT	
158	4.74	CHT	
159	5.65	CHT	
160	6.36	CHT	
161	0.76	CHT	
162	3.26	CHT	
163	3.6	CHT	
164	4.18	CHT	
165	6.29	CHT	
166	6.02	CHT	
167	7.43	CHT	
168	1.69	CHT	
169	6.17	CHT	
170	6.58	CHT	
171	3.29	CHT	
172	4.5	CHT	
173	5.62	CHT	
174	0.2	CHT	
175	4.7	CHT	
176	7.07	CHT	
177	7.2	CHT	
178	3.55	CHT	
179	2.96	CHT	
180	3.39	CHT	
181	2.29	CHT	
182	4.7	CHT	
183	2.23	CHT	
184	4.56	CHT	
185	4.81	CHT	
186	5.16	CHT	
187	3.38	CHT	

Depth (m)	Magnetic Susceptibility	Rock Type	Comments
188	7.17	CHT	
189	10.27	CHT	
190	13.15	CHT	
191	24.76	CHT	
192	1.69	CHT	
193	9.76	CHT	
194	1.77	CHT	
195	31.37	CHT	
196	2.59	CHT	
197	2.22	CHT	
198	6.35	CHT	
199	1.39	CHT	
200	3.86	CHT	
201	36.34	CHT	
202	2.04	CHT	
203	3.14	CHT	
204	4.06	CHT	
205	52	CHT	
206	1.71	CHT	
207	2.71	CHT	
208	1.14	CHT	
209	0.27	CHT	
210	3.99	CHT	
211	4.72	CHT	
212	9.45	CHT	
213	2.38	CHT	
214	0.23	CHT	
215	0.78	CHT	
216	2.18	CHT	
217	1.83	CHT	
218	0.68	CHT	

Depth (m)	Magnetic Susceptibility	Unit	Comments
219	0.21	CHT	
220	0.05	CHT	
221	2.16	CHT	
222	2.33	CHT	
223	0.14	CHT	
224	1.06	CHT	
225	0.02	CHT	
226	0.04	CHT	
227	1.03	CHT	
228	0.21	CHT	
229	1.57	CHT	
230	0.09	CHT	
231	0.86	CHT	
232	0.69	CHT	
233	0.15	CHT	
234	2.26	CHT	
235	0.73	CHT	
236	4.35	CHT	
237	1.78	CHT	
238	0.28	CHT	
239	4.57	CHT	
240	4.32	CHT	
241	2.51	CHT	
242	2.15	CHT	
243	2.79	CHT	
244	1.33	CHT	
245	8.27	CHT	
246	3.98	CHT	
247	1.32	CHT	
248	1.39	CHT	
249	5.42	CHT	

Depth (m)	Magnetic Susceptibility	Rock Type	Comments
250	2.74	CHT	
251	3.51	CHT	
252	7.55	CHT	
253	3.73	CHT	
254	3.89	CHT	
255	0.49	CHT	
256	25.76	CHT	
257	4.65	CHT	
258	3.05	CHT	
259	22.34	CHT	
260	8.24	CHT	
261	33.22	CHT	
262	18.43	CHT	
263	14.5	CHT	
264	5.66	CHT	
265	0.84	CHT	
266	0.36	CHT	
267	0.46	CHT	
268	3.9	CHT	
269	0.84	CHT	
270	2.65	CHT	
271	0.92	CHT	
272	1.14	CHT	
273	1.65	CHT	
274	1.31	CHT	
275	3.44	CHT	
276	1.61	CHT	
277	2.08	CHT	
278	1.63	CHT	
279	3.35	CHT	
280	1.73	CHT	

Depth (m)	Magnetic Susceptibility	Unit	Comments
281	10.03	CHT	
282	1.5	CHT	
283	1.55	CHT	
284	0.91	CHT	
285	0.51	CHT	
286	1.94	CHT	
287	1.11	CHT	
288	3.46	CHT	
289	6.13	CHT	
290	9.16	CHT	
291	5.62	CHT	
292	5.56	CHT	
293	2.83	CHT	
294	2.72	CHT	
295	6.08	CHT	
296	7.06	CHT	
297	2.83	CHT	
298	6.68	CHT	
299	6.14	CHT	
300	8.6	CHT	
301	4.14	CHT	
302	4.23	CHT	
303	25.97	CHT	
304	4.56	CHT	
305	0.88	CHT	
306	5.49	CHT	
307	2.41	CHT	
308	2.15	CHT	
309	4.45	CHT	
310	5.69	CHT	
311	4.28	CHT	

Depth (m)	Magnetic Susceptibility	Rock Type	Comments
312	5.07	CHT	
313	4.11	CHT	
314	1.61	CHT	
315	5.6	CHT	
316	5.91	CHT	
317	0.51	CHT	
318	0.29	CHT	
319	0.83	CHT	
320	0.9	CHT	
321	0.37	CHT	
322	0.38	CHT	
323	0.19	CHT	
324	4.52	CHT	
325	27.74	CHT	
326	6.29	CHT	
327	23.17	CHT	
328	6.83	CHT	
329	7.67	CHT	
330	41.66	CHT	Meter directly on Pyrrhotite veins.
331	5.17	CHT	
332	1.75	CHT	
333	0.29	CHT	
334	0.37	SSS	
335	0.12	SSS	
336	0.18	SSS	
337	0.15	SSS	
338	0.56	SSS	
339	0.35	SSS	
340	0.18	SSS	
341	0.41	SSS	

Depth (m)	Magnetic Susceptibility	Unit	Comments
342	6.56	SSS	
343	0.12	SSS	
344	1.28	SSS	
345	0.34	SSS	
346	0.03	SSS	
347	4.59	SSS	
348	0.21	SSS	
349	0.33	SSS	
350	0.46	SSS	
351	1.68	SSS	
352	0.69	SSS	
353	1.5	SSS	
354	0.69	SSS	
355	1.91	SSS	
356	1.14	SSS	
357	0.39	SSS	
358	1.85	SSS	
359	0.15	SSS	
360	0.81	SSS	
361	0.19	SSS	
362	0.04	SSS	
363	0.28	SSS	
364	0.15	SSS	
365	0.33	SSS	
366	0.15	SSS	
367	0.42	SSS	
368	0.61	SSS	
369	0.47	SSS	
370	0.99	SSS	
371	0.85	SSS	
372	1.17	SSS	

Depth (m)	Magnetic Susceptibility	Rock Type	Comments
373	0.76	SSS	
374	0.55	SSS	
375	0.17	SSS	
376	0.41	SSS	
377	0.58	SSS	
378	1.68	SSS	
379	0.51	SSS	
380	1.88	SSS	
381	0.23	SSS	
382	2.08	SSS	
383	0.31	SSS	
384	0.43	SSS	
385	0.76	SSS	
386	1.37	SSS	
387	2.22	SSS	
388	1.85	SSS	
389	3.01	SSS	
390	1.74	SSS	
391	2.01	SSS	
392	1.34	SSS	
393	0.75	SSS	
394	0.85	SSS	
395	1.09	SSS	
396	1.29	SSS	
397	2.5	SSS	
398	0.43	SSS	
399	0.97	SSS	
400	0.49	SSS	
401	1.81	SSS	
402	1.2	SSS	
403	0.81	SSS	
404	0.46	SSS	
405	1.23	SSS	
406	0.37	SSS	
407	1.39	SSS	
408	1.91	SSS	
409	0.38	SSS	
410	1.85	SSS	
411	0.75	SSS	
412	0.55	SSS	
413	0.01	SSS	EOH!

Hole Name

Hole Name	From (m)	Length (m)	Core Size	Rock Type	Weight in Air (g)	Weight in Water (g)	Density (g/cm3)	Specific Gravity	Comments
KEG-12-049									
	29.87	11.4	NQ2	SSS	622.6	390.1	2.7	2.7	unaltered siliceous siltstone with hairline-1mm wide siliceous fractures tracely mineralized with Po
	53.25	13.3	NQ2	SSS	731.4	363	2.7	2.0	unaltered siliceous siltstone with unmineralized siliceous hairline fractures. One 2mm fracture weakly mineralized with Py and Po
	92.46	13.8	NQ2	SSS	760.2	448	2.7	2.4	weakly bleached siliceous siltstone with trace replacement Sp, Po and siliceous fracturing.
	123.64	12.9	NQ2	SSS	701.8	444.4	2.7	2.7	weakly bleached siliceous siltstone with trace Po, Cp mneralization within hairline siliceous fractures
	155.98	12.2	NQ2	CHT	708.2	464.6	2.9	2.9	5mm quartz infill fracture strongly mineralized with Po and Cp
	189.38	12	NQ2	CHT	659.4	420.1	2.7	2.8	foliated chert with siliceous fracture tracely mineralized with Po
	217.27	12.8	NQ2	CHT	701.9	445.9	2.7	2.7	unaltered chert with 5mm thick calcite vein trace Po, Py mineralization
	248.7	12.7	NQ2	CHT	683.8	432.7	2.7	2.7	fractured chert with small mineralized fractures containing trace Po
	281.8	12.7	NQ2	CHT	688.3	433.4	2.7	2.7	unaltered chert with with small mineralized fractures containing trace Po

Hole Name	From (m)	Length (m)	Core Size	Rock Type	Weight in Air (g)	Weight in Water (g)	Density (g/cm3)	Specific Gravity	Comments
	310.66	14.1	NQ2	CHT	784.2	502	2.8	2.8	unaltered siliceous siltstone with cross cutting fracture partially mineralized with sulphides
	347.71	11.5	NQ2	SSS	677.4	442.6	2.9	2.9	white to light grey strongly bleached siliceous siltstone
	364.27	12.5	NQ2	SSS	736.5	483.5	2.9	2.9	siliceous siltstone with trace fine grained Sp and Po in 0.5mm fractures
	405.33	11.4	NQ2	SSS	620.5	387.6	2.7	2.7	siliceous siltstone with siliceous fractures

Keg - Silver Range

Archer, Cathro & Associates (1981) Limited

Grid East	Grid North	Easting	Northing	Elevation	Depth (m)
		586117	6939827	1306.38	506

ZONE: Keg

SECTION: 10+240

HOLE: KEG-12-050

CLAIM: YD11781

Contractor: Top Rank

Drill: 2

Core Size: NQ2

Casing Depth: 4.29m, Out

Drilling Dates: Jun 30 - Jul 08, 2012

Geology Logged By: B. Turner

SURVEY			
Depth (m)	Azimuth	Dip	Method
0	338	-50	Compass
473	349	-54.1	Ranger

TARGET:

SUMMARY			
From (m)	To (m)	Interval (m)	Rock Type
0	4.29	4.29	CAS
4.29	460.44	456.15	SSS
460.44	506	45.56	ICL

SAMPLES	
Numbers:	K286552 to K286591, K286593 to K286721
Total:	172
Batch:	035, 038, 039, 040, 042
Certificates:	WH12155787, WH12162406, WH12162407, WH12162408, WH12166670

COMMENTS

KEG-12-050

Box Number	From (m)	To (m)
1	4.29	9.67
2	9.67	14.51
3	14.51	19.68
4	19.68	24.39
5	24.39	29.22
6	29.22	34.55
7	34.55	39.7
8	39.7	45.14
9	45.14	50.24
10	50.24	55.84
11	55.84	61.23
12	61.23	66.51
13	66.51	72.17
14	72.17	77.76
15	77.76	83.17
16	83.17	89
17	89	94.26
18	94.26	99.89
19	99.89	105.27
20	105.27	110.17
21	110.17	115.3
22	115.3	120.6
23	120.6	125.2
24	125.2	130.61
25	130.61	136.02
26	136.02	141.6
27	141.6	147.27
28	147.27	152.9
29	152.9	158.36
30	158.36	164
31	164	169.89
32	169.89	175.4
33	175.4	180.81
34	180.81	185.65
35	185.65	191.1
36	191.1	196.32
37	196.32	201.58
38	201.58	207.02
39	207.02	212.59
40	212.59	218.33
41	218.33	223.73
42	223.73	229.27
43	229.27	234.74
44	234.74	240.28
45	240.28	245.8
46	245.8	251.58
47	251.58	257.15
48	257.15	262.85
49	262.85	268.53
50	268.53	274.08
51	274.08	279.64
52	279.64	285.27
53	285.27	290.7
54	290.7	296.44
55	296.44	301.86
56	301.86	307.26
57	307.26	312.63
58	312.63	318.2
59	318.2	323.88
60	323.88	329.54
61	329.54	335.19
62	335.19	340.46
63	340.46	346.14
64	346.14	351.51
65	351.51	356.88
66	356.88	362.34
67	362.34	367.84
68	367.84	373.33
69	373.33	378.83
70	378.83	384
71	384	389.21
72	389.21	394.54
73	394.54	399.98
74	399.98	405.58
75	405.58	411.24
76	411.24	416.69
77	416.69	422.29
78	422.29	427.7
79	427.7	433.31
80	433.31	439.07
81	439.07	444.21
82	444.21	449.39
83	449.39	455
84	455	460.92
85	460.92	466.21
86	466.21	471.75
87	471.75	474.73
88	474.73	479.89
89	479.89	485.53
90	485.53	491.08

Box Number	From (m)	To (m)
91	491.08	496.34
92	496.34	501.48
93	501.48	506

Box Number	From (m)	To (m)

Box Number	From (m)	To (m)

From (m)	To (m)	Interval (m)	Rock Type	Grain Size	Description	Shade	Colour	Texture	Alteration	Intensity	Mineral	Conc.
0.00	4.29	4.29	CAS	--	casing no recovery							
						--	--	---	---	--	--	0
4.29	15.80	11.51	SSS	FG	moderately weathered and altered interval with weak fracture controlled or blebby replacement mineralization. Fracturing mostly containing calcite infills many having chlorite altered envelopes. Many fracture faces oxidized.							
						LT	GN	---	BLE	3I	Po	2
						LT	GY		CHL	2I	Cp	0.05
						LT	OR				Sp	1
											Py	1
15.80	17.27	1.47	FLR	FG	moderately oxidized interval with small sections of calc-silicate and clay alteration. Possible faults. No mineralization.							
						LT	GN	---	CLS	3I	--	0
						DK	BF		OXI	3I		
									CLY	3I		
17.27	30.89	13.62	SSS	FG	interval with intercalated unaltered and bleached siliceous siltstone. Trace to weak fracture controlled mineralization. Predominantly calcite fracture infills several with chlorite altered envelopes. Few altered sections containing fine grained disseminated sulphides.							
						LT	GY	FO	BLE	3I	Py	0.5
						DK	GY		CHL	2I	Po	1
											As	0.1
											Sp	0.5
30.89	31.60	0.71	FLR	FG	moderately oxidized interval with weak to moderate clay altered sections. Possible small fault.							
						LT	OR	---	CLY	2I	--	0
						DK	GY		OXI	3I		
31.60	40.32	8.72	SSS	FG	interval of predominantly altered siliceous siltstone. Several larger (1-2cm) strongly mineralized fractures oriented between 40-60 degrees to core axis mainly quartz infill. Few small strongly chlorite altered sections and vein envelopes.							
						LT	GY	---	BLE	3I	Po	1
						LT	GN				Py	0.5
						DK	GY		CHL	2I	Sp	0.5

From (m)	To (m)	Interval (m)	Rock Type	Grain Size	Description	Shade	Colour	Texture	Alteration	Intensity	Mineral	Conc.
											Cp	0.01
											As	0.01
40.32	40.60	0.28	FLR	MG	strongly clay altered oxidized section. Probable fault.							
						DK	OR	---	OXI	4I	--	0
									CLY	4I		
40.60	42.69	2.09	SSS	FG	altered interval bordering fault zone. Trace blebby sulphides.							
						LT	GY	---	BLE	3I	Po	1
						DK	GY				Cp	0.01
42.69	59.29	16.60	SSS	FG	predominantly unaltered interval with small foliated maroon chert subsections. Trace fracture controlled mineralization. Sparsely fractured interval all siliceous.							
						DK	BN	FO	---	--	Po	0.5
						DK	GY				Py	0.05
59.29	75.46	16.17	SSS	FG	predominantly bleached interval with small chlorite altered sections. Fine grained disseminated sulphide mineralization in small localized sections predominantly in heavier altered sections. Consistent fracture controlled mineralization throughout interval in small siliceous veinlets and few larger calcite veins.							
						LT	GY	---	BLE	3I	Po	3
						LT	GN				Cp	0.05
											Py	1
											Sp	1
75.46	83.53	8.07	SSS	FG	interval of weakly bleached and unaltered siliceous siltstone. Trace fracture controlled mineralization with mainly siliceous veinlets.							
						DK	GY	---	BLE	2I	Po	0.5
											Cp	0.1
83.53	90.00	6.47	SSS	FG	interval with zones of fine grained blebby mineralization within weak to moderately bleached siliceous siltstone. Mainly Po with weak Cp mineralization within fine grained blebs. Zone of strong oxidation at 90.3-90.47m possible fault zone with strong alteration on both sides. Weak fracture controlled mineralization as well throughout interval mainly within siliceous fractures. Moderate chlorite alteration around fault zone.							
						LT	GY	---	BLE	3I	Po	3
						DK	GY		CHL	2I	Cp	1

From (m)	To (m)	Interval (m)	Rock Type	Grain Size	Description	Shade	Colour	Texture	Alteration	Intensity	Mineral	Conc.
90.00	133.33	43.33	ICL	VF	intercalated interval with siliceous siltstone and maroon chert. Dark bands of fine grained Po found in unaltered rock throughout interval following bedding. In more altered zones blebby and disseminated mineralization found in bands. Select areas forming semi-massive mineralization predominantly Po with weak Cp and Sp. Weak fracture controlled mineralization found throughout of mainly Po with trace Cp, Sp. Many unmineralized sections throughout interval.							
						DK	BN	BN	BLE	2I	Po	4
						DK	GY				Cp	1
											Sp	0.1
											Py	0.1
133.33	134.23	0.90	SSS	FG	interval of strongly altered siliceous siltstone with semi-massive Po, Cp mineralization. Large 1-2cm calcite vein intensely mineralized with Py. Area around vein strongly chlorite altered. Semi-massive/Deseminated mineralization within bleached zone.							
						LT	GY		CLY	2I	Py	3
						DK	GN	---	BLE	3I	Po	5
						DK	GY		CHL	2I	Cp	2
134.23	147.78	13.55	SSS	FG	interval predominantly altered with small sections of unaltered siliceous siltstone. Alteration predominantly weak-moderate bleaching with subsections of pale green solf alteration, probable clay/sericite alteration. One high frequency well defined siliceous fracture set running through interval. Mineralization predominantly within pale green solf alteration and in heavier altered areas. Mineralization deseminated and blebby occasionally semi-massive in pale green solf alterations. Most fractures within fracture sets mineralized.							
						LT	GY	---	BLE	3I	Po	5
						LT	GN		CLY	2I	Cp	1
						DK	GY				Py	2
147.78	149.00	1.22	SSS	FG	interval with several 1-3cm shallow angle (0-20 degrees to core axis) calcite veins with moderate to strong oxidation and moderate pale green clay alteration surrounding veins. Weak py mineralization within vein.							
						LT	BF	---	OXI	3I	Py	1
						LT	GN		CLY	2I		

From (m)	To (m)	Interval (m)	Rock Type	Grain Size	Description	Shade	Colour	Texture	Alteration	Intensity	Mineral	Conc.
						LT	GY					
149.00	164.30	15.30	SSS	FG	same as interval 134.23-147.78m							
						LT	GN	---	BLE	3I	Po	5
						LT	GY		CHL	2I	Cp	2
						DK	GY		CLY	2I	Py	3
164.30	197.89	33.59	ICL	VF	predominantly unaltered intercalated siliceous siltstone and maroon chert interval.Trace fine grained disseminated Po and Cp found in dark bands along bedding. Weak Po, Cp, Py found within siliceous fractures as well. Small areas of bleaching hosting semi-massive/disseminated mineralization of Po, Cp at 166.15m. Moderate chlorite altered vein envelopes on some calcite veins. Both quartz and calcite veining apparent.							
						DK	BN	FO	BLE	2I	Po	1
						DK	GY		CHL	2I	Cp	0.1
											Py	0.5
197.89	198.62	0.73	SSS	FG	semi brecciated interval with part moderately oxidized. No mineralization found. Several 1-2cm calcite veins cutting through section.							
						LT	GY	BX	BLE	3I	--	0
						LT	OR		OXI	3I		
						DK	BN					
198.62	208.68	10.06	SSS	FG	same as interval 164.30-197.89m							
						DK	GY	FO	BLE	2I	Po	1
						DK	BN				Cp	0.1
											Py	0.5
208.68	210.18	1.50	SSS	FG	interval with areas of semi-massive calcite veining and moderate to intense oxidation/clay alteration. Contacts for zone 25 degrees to core axis. Areas of semi-massive calcite veining causing brecciation of host rock.							
						DK	OR	---	BLE	3I	--	0
						DK	GY		OXI	3I		
210.18	242.00	31.82	SSS	FG	interval of predominantly siliceous siltstone. Mineralization mostly fracture controlled within both siliceous and calcite fractures. Small bleached/chlorite altered intervals hosting blebby/disseminated Po,Cp,Sp mineralization. Chlorite alteration around larger calcite veins. Py found mostly in larger low angle veins cutting other fractures.							
						LT	GY		CHL	2I	Cp	0.1
						DK	GY	FO	BLE	2I	Po	3

From (m)	To (m)	Interval (m)	Rock Type	Grain Size	Description	Shade	Colour	Texture	Alteration	Intensity	Mineral	Conc.
											Sp	0.5
											Py	1
242.00	244.00	2.00	SSS	FG	heavily fractured/altered interval. Small heavily clay altered section, possible fault from 243.35-243.57m. Fractures predominantly calcite and cross-cutting.							
						LT	BN		CHL	3I		
						DK	GY	---	CLY	3I	Py	3
						DK	GN		OXI	2I		
244.00	286.30	42.30	ICL	VF	interval with intercalated siliceous siltstone and maroon chert sections. Mineralization predominantly fracture controlled Po in discontinuous randomly oriented fractures. Most fractures siliceous and predominantly mineralized. Several small brecciated sections with moderate mineralization within siliceous matrix. Smaller fractures mostly having siliceous infill with larger ones having calcite infill. Small altered sections having heavier fracturing.							
						DK	GY	FO	BLE	2I	Po	6
						DK	BN				Cp	0.5
											Py	1
286.30	289.56	3.26	SSS	FG	predominantly brecciated interval with siliceous matrix. Po and Cp mineralization within fractures and found interstitially within matrix.							
						LT	GY				Cp	2
						DK	GY	BX	BLE	2I	Po	5
289.56	338.69	49.13	ICL	VF	same as interval 244.00-286.30m							
						DK	GY	FO	BLE	2I	Po	4
						DK	BN				Cp	0.5
											Py	1
338.69	380.00	41.31	SSS	FG	similar to previous interval with more siliceous siltstone and more fracturing, mainly being siliceous with periodic larger calcite infills. Areas of larger fracturing causing brecciation of host rock with no increase in mineralization. Chlorite alteration seen around some veins and areas of mineralization.							
						LT	GY				Py	1
						DK	GY	FO	BLE	2I	Po	3
						DK	BN		CHL	2I	Cp	0.1

From (m)	To (m)	Interval (m)	Rock Type	Grain Size	Description	Shade	Colour	Texture	Alteration	Intensity	Mineral	Conc.
380.00	395.00	15.00	SSS	FG	heavily fractured/degraded with weak sulphide mineralization. Sections of rubble and weak clay alteration throughout interval. Fracturing mostly calcite and crosscutting, no preferred orientation. Moderate chlorite alteration around some veins and along fractures. Sections of banded maroon chert.							
						LT	GY		CLY	2I	Po	1
						DK	GY	---	BLE	3I	Py	2
									CHL	2I	Cp	0.1
395.00	396.26	1.26	CSL	FG	small interval of highly calcareous siltstone. Heavily fractured with hairline calcite veinlets.							
						DK	GY	---	CHL	3I	Po	4
						DK	GN				Sp	0.1
396.26	402.18	5.92	SSS	FG	predominantly altered interval of banded siliceous siltstone. Mineralization found in blebs, fractures and disseminated mostly forming in areas of chlorite alteration and prominently fine grained disseminations in bleached areas. Fractures predominantly calcite and mineralized.							
						LT	GY				Cp	0.5
						DK	GN	BN	CHL	3I	Po	4
						DK	GY		BLE	3I	Sp	2
											Py	1
402.18	402.41	0.23	FLR	MG	interval of strong clay alteration and moderate oxidation. Strongly calcareous. Possible weathered semi-massive calcite vein or fault. Absent of mineralization.							
						LT	OR	---	CLY	4I	--	0
						LT	BN		OXI	3I		
402.41	428.53	26.12	SSS	FG	interval of banded siliceous siltstone. Bands of dark unaltered siliceous siltstone with bleached sections. Localized sections of weak-strong chlorite alteration throughout interval. Mineralization found predominantly in localized sections mostly chlorite altered sections and ranging from weak-intense within these altered sections. Disseminated sulphides within bleached sections, semi-massive/blebby/disseminated within chlorite altered sections. Fracture controlled mineralization throughout, fractures more mineralized within heavily chlorite altered sections.							
						LT	GY	BN	BLE	3I	Po	5
						DK	GN				Py	1

From (m)	To (m)	Interval (m)	Rock Type	Grain Size	Description	Shade	Colour	Texture	Alteration	Intensity	Mineral	Conc.
						DK	GY		CHL	3I	Sp	3
											Gn	0.1
											As	0.3
											Cp	0.5
428.53	450.79	22.26	SSS	FG	tracely mineralized interval of siliceous siltstone with moderate-strongly bleached sections. Several small sections of weak-moderate oxidation predominantly around calcite veins. Some of the stronger oxidized sections moderate-strongly clay altered.							
						LT	GY	FO	CHL	1I	Po	0.1
						DK	GY		BLE	3I	Cp	0.05
									CLY	2I		
450.79	453.76	2.97	SSS	FG	predominantly oxidized interval with several large calcite veins running through. Several fractures weak-moderately clay altered.							
						LT	BF	---	CLY	2I	--	0
						DK	GY		OXI	3I		
453.76	457.02	3.26	SSS	FG	predominantly unaltered interval. Calcite veining with chlorite altered envelopes occurring at end of interval moving towards highly mineralized section.							
						LT	GY	FO	BLE	2I	Po	1
						DK	GY		CHL	2I	Py	0.5
											Cp	0.1
457.02	460.44	3.42	SSS	FG	intensely mineralized strongly chlorite altered interval. Mineralization predominantly semi-massive and blebby. All fractures partly or fully mineralized except semi-massive (4cm thick) calcite vein with no mineralization.							
						DK	GN	---	CHL	4I	Po	20
						DK	BZ				Py	7
											Cp	2
											Sp	5
											Gn	2
460.44	463.87	3.43	ICL	FG	interval of intense alteration and heavy calcite veining/mineralization. Bladed calcite crystals seen in sections. Clay altered sections predominantly calcareous. Several semi-massive calcite veins running through interval. Small section of intense chlorite alteration. Larger silicified section of siliceous siltstone. Weak blebby Sp mineralization. Oxidation prominent throughout interval.							

From (m)	To (m)	Interval (m)	Rock Type	Grain Size	Description	Shade	Colour	Texture	Alteration	Intensity	Mineral	Conc.
						LT	OR	---	CLY	3I	Sp	2
						DK	BF		SIL	3I		
						DK	GN		OXI	3I		
									CHL	3I		
463.87	473.02	9.15	ICL	FG	intensely altered interval of intensely calcareous sections with strongly silicified sections. Calcareous sections either oxidized or intensely chlorite altered. Sections of intense calcite veining in places dendritic in texture and causing brecciation. Sp mineralization found in blebs within chlorite altered zones.							
						LT	OR	---	OXI	3I	Sp	3
						LT	GY		CLY	2I		
						DK	GN		SIL	3I	Cp	0.5
									CHL	3I		
473.02	486.55	13.53	ICL	FG	intercalated unit of siliceous siltstone with calcareous siltstone. Interval heavily altered with no remaining unaltered sections. Siliceous siltstone sections strongly silicified. Calcareous siltstone predominantly chlorite, clay altered or oxidized. Heavy calcite veining and/or crystals throughout interval. Disseminated and blebby Sp found predominantly within chlorite altered sections. Trace Gn and Po also found in these areas.							
						LT	GY	---	CHL	3I	Sp	3
						LT	BF		CLY	2I		
						DK	GY		OXI	3I	Gn	0.1
						DK	GN		SIL	3I		
486.55	489.00	2.45	CSL	MG	intensely chlorite altered interval with heavy calcite veining throughout. Sections of gouge throughout. Weak blebby/disseminated Po and Sp mineralization found.							
						LT	GY		CLY	3I	Po	1
						DK	GN	---	CHL	4I	Sp	1
489.00	495.82	6.82	ICL	FG	same as interval 473.02-486.55m							
						LT	GY	---	OXI	2I	Sp	2
						DK	GY		CHL	3I	Gn	0.1
						DK	GN		SIL	3I		
495.82	496.90	1.08	CSL	MG	strongly oxidized interval. Highly calcareous.							
						LT	OR	---	CLY	3I	--	0
						LT	BF		OXI	4I		

From (m)	To (m)	Interval (m)	Rock Type	Grain Size	Description	Shade	Colour	Texture	Alteration	Intensity	Mineral	Conc.
496.90	506.00	9.10	ICL	FG	same as interval 473.02-486.55m with no Gn mineralization.							
						LT	GY	---	OXI	3I	Sp	1
						DK	GN		CHL	2I		
						DK	GY		CLY	2I		

From (m)	To (m)	Interval (m)	Rock Type	Recovery (m)	Recovery %	Sample Number	BatchName	Batch Class	Standard	Blank	1/4 Dup	Coarse Dup
0.00	0.00	0.00	-QC-	0.00	0	K286639	12-039			☑	☐	☐
0.00	0.00	0.00	-QC-	0.00	0	K286710	12-042			☑	☐	☐
0.00	0.00	0.00	-QC-	0.00	0	K286704	12-042		K-3	☐	☐	☐
0.00	0.00	0.00	-QC-	0.00	0	K286699	12-042			☑	☐	☐
0.00	0.00	0.00	-QC-	0.00	0	K286690	12-040		K-3	☐	☐	☐
0.00	0.00	0.00	-QC-	0.00	0	K286680	12-040			☑	☐	☐
0.00	0.00	0.00	-QC-	0.00	0	K286668	12-040		K-4	☐	☐	☐
0.00	0.00	0.00	-QC-	0.00	0	K286662	12-040			☑	☐	☐
0.00	0.00	0.00	-QC-	0.00	0	K286655	12-039			☑	☐	☐
0.00	0.00	0.00	-QC-	0.00	0	K286553	12-035			☑	☐	☐
0.00	0.00	0.00	-QC-	0.00	0	K286645	12-039		K-4	☐	☐	☐
0.00	0.00	0.00	-QC-	0.00	0	K286720	12-042		K-4	☐	☐	☐
0.00	0.00	0.00	-QC-	0.00	0	K286629	12-039		K-4	☐	☐	☐
0.00	0.00	0.00	-QC-	0.00	0	K286607	12-038			☑	☐	☐
0.00	0.00	0.00	-QC-	0.00	0	K286602	12-038		K-3	☐	☐	☐
0.00	0.00	0.00	-QC-	0.00	0	K286595	12-038			☑	☐	☐
0.00	0.00	0.00	-QC-	0.00	0	K286589	12-038		K-4	☐	☐	☐
0.00	0.00	0.00	-QC-	0.00	0	K286581	12-035		K-4	☐	☐	☐
0.00	0.00	0.00	-QC-	0.00	0	K286575	12-035			☑	☐	☐
0.00	0.00	0.00	-QC-	0.00	0	K286557	12-035		K-3	☐	☐	☐
0.00	0.00	0.00	-QC-	0.00	0	K286650	12-039			☐	☐	☑
5.87	8.00	2.13	SSS	2.13	100	K286552	12-035			☐	☐	☐
8.00	11.00	3.00	SSS	3.00	100	K286554	12-035			☐	☐	☐
11.00	14.00	3.00	SSS	2.94	98	K286555	12-035			☐	☐	☐
14.00	17.00	3.00	SSS	2.89	96	K286556	12-035			☐	☐	☐
17.00	20.00	3.00	SSS	2.70	90	K286558	12-035			☐	☐	☐
20.00	23.00	3.00	SSS	3.00	100	K286559	12-035			☐	☐	☐

From (m)	To (m)	Interval (m)	Rock Type	Recovery (m)	Recovery %	Sample Number	BatchName	Batch Class	Standard	Blank	1/4 Dup	Coarse Dup
23.00	24.00	1.00	SSS	0.98	98	K286560	12-035			☐	☐	☐
24.00	26.00	2.00	SSS	2.00	100	K286561	12-035			☐	☐	☐
24.00	26.00	2.00	SSS	2.00	100	K286562	12-035			☐	☐	☑
59.00	62.00	3.00	SSS	3.00	100	K286563	12-035			☐	☐	☐
62.00	65.00	3.00	SSS	3.00	100	K286564	12-035			☐	☐	☐
65.00	68.00	3.00	SSS	3.00	100	K286565	12-035			☐	☐	☐
68.00	71.00	3.00	SSS	2.98	99	K286566	12-035			☐	☐	☐
71.00	74.00	3.00	SSS	3.00	100	K286567	12-035			☐	☐	☐
74.00	77.00	3.00	SSS	2.97	99	K286568	12-035			☐	☐	☐
74.00	77.00	3.00	SSS	2.97	99	K286569	12-035			☐	☑	☐
77.00	80.00	3.00	SSS	3.00	100	K286570	12-035			☐	☐	☐
80.00	83.00	3.00	SSS	2.93	98	K286571	12-035			☐	☐	☐
83.00	86.00	3.00	SSS	3.00	100	K286572	12-035			☐	☐	☐
86.00	89.00	3.00	SSS	2.95	98	K286573	12-035			☐	☐	☐
89.00	90.14	1.14	SSS	1.14	100	K286574	12-035			☐	☐	☐
90.14	92.00	1.86	SSS	1.86	100	K286576	12-035			☐	☐	☐
92.00	95.00	3.00	SSS	3.00	100	K286577	12-035			☐	☐	☐
95.00	98.00	3.00	SSS	3.00	100	K286578	12-035			☐	☐	☐
98.00	101.00	3.00	SSS	3.00	100	K286579	12-035			☐	☐	☐
101.00	104.00	3.00	SSS	3.00	100	K286580	12-035			☐	☐	☐
104.00	107.00	3.00	SSS	2.92	97	K286582	12-035		K-4	☐	☐	☐
107.00	110.00	3.00	SSS	3.00	100	K286583	12-035			☐	☐	☐
110.00	113.00	3.00	SSS	3.00	100	K286584	12-035			☐	☐	☐
113.00	116.00	3.00	SSS	3.00	100	K286585	12-038			☐	☐	☐
116.00	119.00	3.00	SSS	2.81	94	K286586	12-038			☐	☐	☐
119.00	122.00	3.00	SSS	3.00	100	K286587	12-038			☐	☐	☐
122.00	125.00	3.00	SSS	3.00	100	K286588	12-038			☐	☐	☐
125.00	128.00	3.00	SSS	3.00	100	K286590	12-038		K-4	☐	☐	☐
128.00	131.00	3.00	SSS	2.82	94	K286591	12-038			☐	☐	☐

From (m)	To (m)	Interval (m)	Rock Type	Recovery (m)	Recovery %	Sample Number	BatchName	Batch Class	Standard	Blank	1/4 Dup	Coarse Dup
131.00	133.32	2.32	SSS	2.32	100	K286593	12-038			☐	☐	☐
133.32	134.32	1.00	SSS	1.00	100	K286594	12-038			☐	☐	☐
134.32	137.00	2.68	SSS	2.68	100	K286596	12-038			☐	☐	☐
137.00	140.00	3.00	SSS	3.00	100	K286597	12-038			☐	☐	☐
140.00	143.00	3.00	SSS	3.00	100	K286598	12-038			☐	☐	☐
143.00	144.45	1.45	SSS	1.45	100	K286599	12-038			☐	☐	☐
144.45	146.00	1.55	SSS	1.55	100	K286600	12-038			☐	☐	☐
146.00	149.00	3.00	SSS	2.93	98	K286601	12-038			☐	☐	☐
149.00	152.00	3.00	SSS	3.00	100	K286603	12-038			☐	☐	☐
152.00	155.00	3.00	SSS	3.00	100	K286604	12-038			☐	☐	☐
155.00	157.35	2.35	SSS	2.28	97	K286605	12-038			☐	☐	☐
157.35	158.35	1.00	SSS	1.00	100	K286606	12-038			☐	☐	☐
158.35	161.00	2.65	SSS	2.60	98	K286608	12-038			☐	☐	☐
161.00	164.00	3.00	SSS	3.00	100	K286609	12-038			☐	☐	☐
164.00	167.00	3.00	SSS	2.98	99	K286610	12-038			☐	☐	☐
167.00	170.00	3.00	SSS	2.89	96	K286611	12-038			☐	☐	☐
170.00	173.00	3.00	SSS	3.00	100	K286612	12-038			☐	☐	☐
170.00	173.00	3.00	SSS	3.00	100	K286613	12-038			☐	☑	☐
173.00	176.00	3.00	SSS	3.00	100	K286614	12-038			☐	☐	☐
176.00	179.00	3.00	SSS	2.98	99	K286615	12-038			☐	☐	☐
179.00	182.00	3.00	SSS	2.84	95	K286616	12-038			☐	☐	☐
182.00	185.00	3.00	SSS	3.00	100	K286617	12-038			☐	☐	☐
185.00	188.00	3.00	SSS	3.00	100	K286618	12-038			☐	☐	☐
185.00	188.00	3.00	SSS	3.00	100	K286619	12-038			☐	☐	☑
188.00	191.00	3.00	SSS	2.93	98	K286620	12-038			☐	☐	☐
191.00	194.00	3.00	SSS	3.00	100	K286621	12-038			☐	☐	☐
194.00	197.00	3.00	SSS	2.95	98	K286622	12-039			☐	☐	☐
197.00	200.00	3.00	SSS	3.00	100	K286623	12-039			☐	☐	☐
200.00	203.00	3.00	SSS	3.00	100	K286624	12-039			☐	☐	☐

From (m)	To (m)	Interval (m)	Rock Type	Recovery (m)	Recovery %	Sample Number	BatchName	Batch Class	Standard	Blank	1/4 Dup	Coarse Dup
203.00	206.00	3.00	SSS	3.00	100	K286625	12-039			☐	☐	☐
206.00	208.69	2.69	SSS	2.59	96	K286626	12-039			☐	☐	☐
208.69	210.17	1.48	SSS	1.48	100	K286627	12-039			☐	☐	☐
210.17	212.00	1.83	SSS	1.83	100	K286628	12-039			☐	☐	☐
212.00	215.00	3.00	SSS	2.98	99	K286630	12-039			☐	☐	☐
215.00	218.00	3.00	SSS	2.89	96	K286631	12-039			☐	☐	☐
218.00	221.00	3.00	SSS	3.00	100	K286632	12-039			☐	☐	☐
221.00	224.00	3.00	SSS	3.00	100	K286633	12-039			☐	☐	☐
221.00	224.00	3.00	SSS	3.00	100	K286634	12-039			☐	☑	☐
224.00	227.00	3.00	SSS	3.00	100	K286635	12-039			☐	☐	☐
227.00	230.00	3.00	SSS	2.98	99	K286636	12-039			☐	☐	☐
230.00	233.00	3.00	SSS	3.00	100	K286637	12-039			☐	☐	☐
233.00	236.00	3.00	SSS	2.95	98	K286638	12-039			☐	☐	☐
236.00	239.00	3.00	SSS	3.00	100	K286640	12-039			☐	☐	☐
239.00	242.00	3.00	SSS	3.00	100	K286641	12-039			☐	☐	☐
242.00	245.00	3.00	SSS	2.86	95	K286642	12-039			☐	☐	☐
245.00	248.00	3.00	SSS	3.00	100	K286643	12-039			☐	☐	☐
248.00	251.00	3.00	SSS	2.98	99	K286644	12-039			☐	☐	☐
251.00	254.00	3.00	SSS	2.96	99	K286646	12-039			☐	☐	☐
254.00	257.00	3.00	SSS	3.00	100	K286647	12-039			☐	☐	☐
257.00	260.00	3.00	SSS	3.00	100	K286648	12-039			☐	☐	☐
260.00	263.00	3.00	SSS	3.00	100	K286649	12-039			☐	☐	☐
263.00	266.00	3.00	SSS	3.00	100	K286651	12-039			☐	☐	☐
266.00	269.00	3.00	SSS	3.00	100	K286652	12-039			☐	☐	☐
269.00	272.00	3.00	SSS	2.85	95	K286653	12-039			☐	☐	☐
272.00	275.00	3.00	SSS	3.00	100	K286654	12-039			☐	☐	☐
275.00	278.00	3.00	SSS	3.00	100	K286656	12-039			☐	☐	☐
278.00	281.00	3.00	SSS	3.00	100	K286657	12-039			☐	☐	☐
281.00	284.00	3.00	SSS	2.98	99	K286658	12-040			☐	☐	☐

From (m)	To (m)	Interval (m)	Rock Type	Recovery (m)	Recovery %	Sample Number	BatchName	Batch Class	Standard	Blank	1/4 Dup	Coarse Dup
284.00	287.00	3.00	SSS	3.00	100	K286659	12-040			☐	☐	☐
287.00	288.00	1.00	SSS	1.00	100	K286660	12-040			☐	☐	☐
288.00	290.00	2.00	SSS	1.92	96	K286661	12-040			☐	☐	☐
290.00	293.00	3.00	SSS	2.93	98	K286663	12-040			☐	☐	☐
293.00	296.00	3.00	SSS	2.88	96	K286664	12-040			☐	☐	☐
337.48	340.46	2.98	SSS	2.98	100	K286665	12-040			☐	☐	☐
380.00	383.00	3.00	SSS	3.00	100	K286666	12-040			☐	☐	☐
383.00	386.00	3.00	SSS	3.00	100	K286667	12-040			☐	☐	☐
386.00	389.00	3.00	SSS	3.00	100	K286669	12-040			☐	☐	☐
389.00	392.00	3.00	SSS	2.96	99	K286670	12-040			☐	☐	☐
392.00	395.00	3.00	SSS	2.87	96	K286671	12-040			☐	☐	☐
395.00	398.00	3.00	SSS	2.95	98	K286672	12-040			☐	☐	☐
398.00	401.00	3.00	SSS	3.00	100	K286673	12-040			☐	☐	☐
398.00	401.00	3.00	SSS	3.00	100	K286674	12-040			☐	☐	☑
401.00	404.00	3.00	SSS	3.00	100	K286675	12-040			☐	☐	☐
404.00	407.00	3.00	SSS	3.00	100	K286676	12-040			☐	☐	☐
407.00	410.00	3.00	SSS	2.99	100	K286677	12-040			☐	☐	☐
410.00	413.00	3.00	SSS	2.95	98	K286678	12-040			☐	☐	☐
413.00	416.00	3.00	SSS	3.00	100	K286679	12-040			☐	☐	☐
416.00	419.00	3.00	SSS	3.00	100	K286681	12-040			☐	☐	☐
419.00	422.00	3.00	SSS	2.95	98	K286682	12-040			☐	☐	☐
422.00	425.00	3.00	SSS	3.00	100	K286683	12-040			☐	☐	☐
425.00	428.00	3.00	SSS	2.97	99	K286684	12-040			☐	☐	☐
425.00	428.00	3.00	SSS	2.97	99	K286685	12-040			☐	☑	☐
428.00	431.00	3.00	SSS	3.00	100	K286686	12-040			☐	☐	☐
431.00	434.00	3.00	SSS	2.78	93	K286687	12-040			☐	☐	☐
434.00	437.00	3.00	SSS	3.00	100	K286688	12-040			☐	☐	☐
437.00	440.00	3.00	SSS	3.00	100	K286689	12-040			☐	☐	☐
440.00	443.00	3.00	SSS	3.00	100	K286691	12-040			☐	☐	☐

From (m)	To (m)	Interval (m)	Rock Type	Recovery (m)	Recovery %	Sample Number	BatchName	Batch Class	Standard	Blank	1/4 Dup	Coarse Dup
443.00	446.00	3.00	SSS	3.00	100	K286692	12-040			☐	☐	☐
446.00	449.00	3.00	SSS	3.00	100	K286693	12-040			☐	☐	☐
449.00	452.00	3.00	SSS	3.00	100	K286694	12-042			☐	☐	☐
452.00	455.00	3.00	SSS	3.00	100	K286695	12-042			☐	☐	☐
455.00	457.00	2.00	SSS	2.00	100	K286696	12-042			☐	☐	☐
457.00	458.00	1.00	SSS	1.00	100	K286697	12-042			☐	☐	☐
458.00	460.31	2.31	SSS	2.17	94	K286698	12-042			☐	☐	☐
460.31	461.92	1.61	SSS	1.45	90	K286700	12-042			☐	☐	☐
461.92	464.00	2.08	ICL	2.08	100	K286701	12-042			☐	☐	☐
464.00	467.00	3.00	ICL	3.00	100	K286702	12-042			☐	☐	☐
467.00	470.00	3.00	ICL	3.00	100	K286703	12-042			☐	☐	☐
470.00	473.00	3.00	ICL	3.00	100	K286705	12-042			☐	☐	☐
473.00	476.00	3.00	ICL	3.00	100	K286706	12-042			☐	☐	☐
476.00	479.00	3.00	ICL	3.00	100	K286707	12-042			☐	☐	☐
479.00	482.00	3.00	ICL	3.00	100	K286708	12-042			☐	☐	☐
482.00	485.00	3.00	ICL	2.91	97	K286709	12-042			☐	☐	☐
485.00	486.00	1.00	ICL	1.00	100	K286711	12-042			☐	☐	☐
486.00	488.00	2.00	ICL	2.00	100	K286712	12-042			☐	☐	☐
488.00	489.95	1.95	ICL	1.88	96	K286713	12-042			☐	☐	☐
489.95	491.00	1.05	ICL	1.05	100	K286714	12-042			☐	☐	☐
491.00	494.00	3.00	ICL	2.97	99	K286715	12-042			☐	☐	☐
491.00	494.00	3.00	ICL	2.97	99	K286716	12-042			☐	☐	☑
494.00	497.00	3.00	ICL	3.00	100	K286717	12-042			☐	☐	☐
497.00	500.00	3.00	ICL	3.00	100	K286718	12-042			☐	☐	☐
500.00	503.00	3.00	ICL	3.00	100	K286719	12-042			☐	☐	☐
503.00	506.00	3.00	ICL	3.00	100	K286721	12-042			☐	☐	☐

From (m)	To (m)	Interval (m)	Recovery (m)	Recovery %	RQD	RQD %	Reactivity	Hardness	Weathering	Comments
0.00	4.29	4.29	0	0	0.00	0	0R	--	--	Overburden.
4.29	5.00	0.71	0.7	99	0.35	49	0R	3H	2W	
5.00	8.00	3.00	2.73	91	0.64	21	0R	3H	2W	
8.00	11.00	3.00	3	100	0.73	24	0R	3H	2W	
11.00	14.00	3.00	2.94	98	0.31	10	0R	2H	3W	
14.00	17.00	3.00	2.89	96	0.67	22	1R	3H	2W	
17.00	20.00	3.00	2.7	90	0.43	14	0R	3H	2W	
20.00	23.00	3.00	3	100	1.52	51	0R	3H	2W	
23.00	26.00	3.00	2.93	98	1.29	43	0R	3H	2W	
26.00	29.00	3.00	3	100	0.82	27	0R	3H	2W	
29.00	32.00	3.00	2.94	98	1.05	35	1R	2H	2W	
32.00	35.00	3.00	3	100	2.02	67	0R	3H	2W	
35.00	38.00	3.00	3	100	1.60	53	1R	4H	2W	
38.00	41.00	3.00	2.95	98	0.23	8	1R	3H	3W	
41.00	44.00	3.00	2.69	90	0.70	23	1R	3H	3W	
44.00	47.00	3.00	3	100	0.00	0	1R	3H	3W	
47.00	50.00	3.00	2.98	99	0.82	27	0R	4H	2W	
50.00	53.00	3.00	2.7	90	0.64	21	0R	3H	3W	
53.00	56.00	3.00	2.94	98	1.33	44	0R	4H	2W	
56.00	59.00	3.00	3	100	1.17	39	0R	4H	1W	
59.00	62.00	3.00	3	100	2.18	73	0R	4H	2W	
62.00	65.00	3.00	3	100	1.51	50	0R	4H	2W	
65.00	68.00	3.00	3	100	1.53	51	0R	4H	2W	
68.00	71.00	3.00	2.98	99	1.52	51	0R	4H	2W	
71.00	74.00	3.00	3	100	1.67	56	0R	4H	2W	
74.00	77.00	3.00	2.97	99	0.89	30	0R	4H	1W	
77.00	80.00	3.00	3	100	1.77	59	0R	4H	2W	
80.00	83.00	3.00	2.93	98	1.10	37	0R	4H	1W	
83.00	86.00	3.00	3	100	1.60	53	0R	4H	2W	

From (m)	To (m)	Interval (m)	Recovery (m)	Recovery %	RQD	RQD %	Reactivity	Hardness	Weathering	Comments
86.00	89.00	3.00	2.95	98	1.34	45	0R	4H	2W	
89.00	92.00	3.00	3	100	1.23	41	0R	4H	2W	
92.00	95.00	3.00	3	100	2.20	73	0R	4H	2W	
95.00	98.00	3.00	3	100	1.74	58	0R	3H	2W	
98.00	101.00	3.00	3	100	1.88	63	0R	4H	1W	
101.00	104.00	3.00	3	100	1.92	64	0R	4H	2W	
104.00	107.00	3.00	2.92	97	1.75	58	0R	4H	2W	
107.00	110.00	3.00	3	100	0.73	24	0R	4H	2W	
110.00	113.00	3.00	3	100	0.97	32	0R	3H	1W	
113.00	116.00	3.00	3	100	1.48	49	0R	4H	2W	
116.00	119.00	3.00	2.81	94	1.47	49	0R	4H	2W	
119.00	122.00	3.00	3	100	1.78	59	0R	3H	3W	
122.00	125.00	3.00	2.97	99	0.82	27	0R	3H	2W	
125.00	128.00	3.00	3	100	1.54	51	0R	4H	2W	
128.00	131.00	3.00	2.82	94	1.48	49	0R	3H	2W	
131.00	134.00	3.00	3	100	1.83	61	0R	3H	2W	
134.00	137.00	3.00	3	100	1.84	61	0R	4H	2W	
137.00	140.00	3.00	3	100	1.60	53	0R	4H	2W	
140.00	143.00	3.00	3	100	2.26	75	0R	4H	2W	
143.00	146.00	3.00	3	100	2.19	73	0R	3H	2W	
146.00	149.00	3.00	2.93	98	0.00	0	3R	3H	3W	
149.00	152.00	3.00	3	100	0.72	24	0R	3H	2W	
152.00	155.00	3.00	3	100	1.59	53	0R	3H	2W	
155.00	158.00	3.00	3	100	1.37	46	0R	4H	2W	
158.00	161.00	3.00	3	100	1.87	62	0R	3H	2W	
161.00	164.00	3.00	3	100	1.72	57	0R	4H	1W	
164.00	167.00	3.00	2.9	97	1.65	55	0R	4H	3W	
167.00	170.00	3.00	2.89	96	1.23	41	0R	4H	2W	
170.00	173.00	3.00	3	100	1.03	34	0R	3H	2W	
173.00	176.00	3.00	3	100	0.99	33	0R	3H	2W	
176.00	179.00	3.00	2.98	99	1.14	38	0R	3H	2W	

From (m)	To (m)	Interval (m)	Recovery (m)	Recovery %	RQD	RQD %	Reactivity	Hardness	Weathering	Comments
179.00	182.00	3.00	2.84	95	0.93	31	1R	3H	3W	
182.00	185.00	3.00	3	100	1.24	41	0R	3H	2W	
185.00	188.00	3.00	3	100	1.57	52	0R	3H	2W	
188.00	191.00	3.00	2.93	98	1.35	45	0R	3H	2W	
191.00	194.00	3.00	3	100	1.58	53	0R	3H	1W	
194.00	197.00	3.00	2.95	98	1.97	66	0R	3H	2W	
197.00	200.00	3.00	3	100	1.60	53	0R	3H	3W	
200.00	203.00	3.00	3	100	1.93	64	0R	3H	3W	
203.00	206.00	3.00	3	100	2.06	69	0R	3H	3W	
206.00	209.00	3.00	2.98	99	1.56	52	0R	3H	4W	
209.00	212.00	3.00	2.97	99	1.09	36	0R	2H	1W	
212.00	215.00	3.00	2.98	99	2.54	85	0R	4H	1W	
215.00	218.00	3.00	2.89	96	2.05	68	0R	4H	1W	
218.00	221.00	3.00	3	100	1.93	64	0R	4H	1W	
221.00	224.00	3.00	3	100	1.94	65	0R	4H	1W	
224.00	227.00	3.00	3	100	1.59	53	1R	3H	1W	
227.00	230.00	3.00	2.98	99	1.86	62	0R	3H	2W	
230.00	233.00	3.00	3	100	2.21	74	0R	3H	3W	
233.00	236.00	3.00	2.95	98	1.54	51	0R	4H	2W	
236.00	239.00	3.00	3	100	1.88	63	0R	3H	3W	
239.00	242.00	3.00	3	100	2.20	73	0R	4H	2W	
242.00	245.00	3.00	2.86	95	1.14	38	0R	2H	3W	
245.00	248.00	3.00	3	100	1.93	64	0R	3H	2W	
248.00	251.00	3.00	2.98	99	1.87	62	0R	3H	2W	
251.00	254.00	3.00	2.96	99	1.88	63	0R	4H	2W	
254.00	257.00	3.00	3	100	1.71	57	0R	4H	2W	
257.00	260.00	3.00	3	100	2.23	74	0R	3H	2W	
260.00	263.00	3.00	3	100	1.34	45	0R	3H	2W	
263.00	266.00	3.00	3	100	2.78	93	0R	3H	2W	
266.00	269.00	3.00	3	100	1.76	59	0R	3H	2W	
269.00	272.00	3.00	2.85	95	1.74	58	0R	3H	3W	

From (m)	To (m)	Interval (m)	Recovery (m)	Recovery %	RQD	RQD %	Reactivity	Hardness	Weathering	Comments
272.00	275.00	3.00	3	100	2.17	72	0R	3H	2W	
275.00	278.00	3.00	3	100	2.69	90	0R	3H	1W	
278.00	281.00	3.00	3	100	2.67	89	0R	3H	1W	
281.00	284.00	3.00	2.98	99	2.41	80	0R	3H	1W	
284.00	287.00	3.00	3	100	2.37	79	0R	3H	2W	
287.00	290.00	3.00	2.95	98	2.71	90	0R	3H	2W	
290.00	293.00	3.00	2.93	98	2.21	74	0R	3H	2W	
293.00	296.00	3.00	2.88	96	2.31	77	0R	3H	1W	
296.00	299.00	3.00	3	100	2.03	68	0R	3H	2W	
299.00	302.00	3.00	3	100	2.51	84	0R	3H	2W	
302.00	305.00	3.00	3	100	2.54	85	0R	3H	1W	
305.00	308.00	3.00	3	100	1.95	65	0R	3H	2W	
308.00	311.00	3.00	3	100	2.15	72	0R	3H	2W	
311.00	314.00	3.00	3	100	2.40	80	0R	3H	1W	
314.00	317.00	3.00	3	100	2.64	88	0R	3H	2W	
317.00	320.00	3.00	2.97	99	2.59	86	0R	3H	2W	
320.00	323.00	3.00	2.96	99	1.10	37	0R	3H	2W	
323.00	326.00	3.00	2.98	99	2.63	88	0R	3H	2W	
326.00	329.00	3.00	3	100	1.47	49	0R	3H	2W	
329.00	332.00	3.00	3	100	1.93	64	0R	3H	2W	
332.00	335.00	3.00	2.86	95	1.70	57	0R	3H	1W	
335.00	338.00	3.00	3	100	1.42	47	0R	3H	2W	
338.00	341.00	3.00	3	100	1.19	40	0R	3H	3W	
341.00	344.00	3.00	3	100	1.47	49	0R	3H	2W	
344.00	347.00	3.00	3	100	2.17	72	0R	3H	1W	
347.00	350.00	3.00	2.95	98	1.98	66	0R	4H	2W	
350.00	353.00	3.00	3	100	1.38	46	0R	3H	2W	
353.00	356.00	3.00	3	100	1.79	60	0R	3H	2W	
356.00	359.00	3.00	3	100	1.69	56	0R	3H	2W	
359.00	362.00	3.00	2.97	99	1.55	52	0R	3H	2W	
362.00	365.00	3.00	3	100	1.89	63	0R	3H	3W	

From (m)	To (m)	Interval (m)	Recovery (m)	Recovery %	RQD	RQD %	Reactivity	Hardness	Weathering	Comments
365.00	368.00	3.00	2.99	100	1.84	61	0R	3H	2W	
368.00	371.00	3.00	3	100	2.15	72	0R	3H	2W	
371.00	374.00	3.00	3	100	1.98	66	0R	3H	2W	
374.00	377.00	3.00	3	100	1.87	62	0R	3H	2W	
377.00	380.00	3.00	2.98	99	1.88	63	0R	3H	2W	
380.00	383.00	3.00	3	100	1.34	45	0R	3H	2W	
383.00	386.00	3.00	3	100	1.26	42	0R	3H	2W	
386.00	389.00	3.00	3	100	0.90	30	0R	3H	2W	
389.00	392.00	3.00	2.96	99	1.67	56	0R	3H	2W	
392.00	395.00	3.00	2.87	96	0.32	11	1R	3H	3W	
395.00	398.00	3.00	2.95	98	1.34	45	3R	3H	3W	
398.00	401.00	3.00	3	100	2.50	83	0R	4H	2W	
401.00	404.00	3.00	3	100	1.55	52	0R	4H	3W	
404.00	407.00	3.00	3	100	2.31	77	0R	4H	2W	
407.00	410.00	3.00	2.99	100	2.25	75	0R	3H	2W	
410.00	413.00	3.00	2.95	98	1.95	65	0R	3H	2W	
413.00	416.00	3.00	3	100	2.50	83	0R	3H	3W	
416.00	419.00	3.00	3	100	1.37	46	0R	3H	2W	
419.00	422.00	3.00	2.95	98	2.31	77	0R	3H	2W	
422.00	425.00	3.00	3	100	1.63	54	0R	3H	3W	
425.00	428.00	3.00	2.97	99	2.54	85	0R	4H	2W	
428.00	431.00	3.00	3	100	1.63	54	0R	3H	3W	
431.00	434.00	3.00	2.78	93	2.05	68	0R	3H	2W	
434.00	437.00	3.00	3	100	2.45	82	0R	3H	2W	
437.00	440.00	3.00	3	100	1.59	53	0R	3H	3W	
440.00	443.00	3.00	3	100	2.02	67	0R	3H	3W	
443.00	446.00	3.00	3	100	1.93	64	0R	3H	3W	
446.00	449.00	3.00	3	100	1.41	47	0R	3H	3W	
449.00	452.00	3.00	3	100	1.82	61	1R	2H	3W	
452.00	455.00	3.00	3	100	0.64	21	0R	2H	3W	
455.00	458.00	3.00	3	100	1.89	63	0R	3H	2W	

From (m)	To (m)	Interval (m)	Recovery (m)	Recovery %	RQD	RQD %	Reactivity	Hardness	Weathering	Comments
458.00	461.00	3.00	2.82	94	1.54	51	1R	3H	3W	
461.00	464.00	3.00	3	100	1.10	37	3R	2H	4W	
464.00	467.00	3.00	3	100	1.77	59	1R	2H	3W	
467.00	470.00	3.00	3	100	2.41	80	1R	2H	3W	
470.00	473.00	3.00	3	100	1.87	62	3R	2H	4W	
473.00	476.00	3.00	3	100	1.91	64	1R	3H	2W	
476.00	479.00	3.00	3	100	2.13	71	1R	3H	3W	
479.00	482.00	3.00	3	100	2.34	78	1R	3H	3W	
482.00	485.00	3.00	2.91	97	1.82	61	3R	3H	2W	
485.00	488.00	3.00	3	100	2.03	68	1R	2H	3W	
488.00	491.00	3.00	2.99	100	1.70	57	3R	2H	2W	
491.00	494.00	3.00	2.97	99	2.21	74	3R	3H	3W	
494.00	497.00	3.00	2.95	98	0.00	0	3R	2H	4W	
497.00	500.00	3.00	3	100	1.78	59	3R	3H	3W	
500.00	503.00	3.00	2.93	98	2.16	72	1R	3H	2W	
503.00	506.00	3.00	3	100	0.90	30	3R	2H	3W	E.O.H!

Depth (m)	Magnetic Susceptibility	Rock Type	Comments
0	0	CAS	Casing, no recovery for first 4 meters.
5	1.36	SSS	
6	5.17	SSS	
7	2.26	SSS	
8	9.34	SSS	
9	3.3	SSS	
10	0.65	SSS	
11	6.63	SSS	
12	5.74	SSS	
13	3.7	SSS	
14	0.82	SSS	
15	0.64	SSS	
16	0.93	SSS	
17	0.29	SSS	
18	1.6	SSS	
19	1.4	SSS	
20	76	SSS	
21	0.79	SSS	
22	0.54	SSS	
23	0.67	SSS	
24	0.32	SSS	
25	1.53	SSS	
26	1.53	SSS	
27	1.31	SSS	
28	2.5	SSS	
29	3.52	SSS	
30	2.93	SSS	
31	6.72	SSS	

Depth (m)	Magnetic Susceptibility	Unit	Comments
32	1	SSS	
33	1.23	SSS	
34	0.67	SSS	
35	1.07	SSS	
36	2.86	SSS	
37	5.65	SSS	
38	0.91	SSS	
39	0.14	SSS	
40	1.23	SSS	
41	0.51	SSS	
42	0.79	SSS	
43	0.2	SSS	
44	1.18	SSS	
45	3.54	SSS	
46	1.13	SSS	
47	1.34	SSS	
48	2.17	SSS	
49	1.08	SSS	
50	1.25	SSS	
51	2.02	SSS	
52	0.27	SSS	
53	0.82	SSS	
54	0.35	SSS	
55	0.6	SSS	
56	1.04	SSS	
57	1.41	SSS	
58	5.38	SSS	
59	1.84	SSS	
60	3.54	SSS	

Depth (m)	Magnetic Susceptibility	Rock Type	Comments
61	3.46	SSS	
62	2.02	SSS	
63	3.04	SSS	
64	2.1	SSS	
65	2.59	SSS	
66	2.89	SSS	
67	1.04	SSS	
68	3.71	SSS	
69	5.94	SSS	
70	6.58	SSS	
71	0.45	SSS	
72	4.29	SSS	
73	2.85	SSS	
74	1.58	SSS	
75	0.91	SSS	
76	3.67	SSS	
77	0.3	SSS	
78	0.78	SSS	
79	2.86	SSS	
80	1.91	SSS	
81	0.47	SSS	
82	1.46	SSS	
83	9.4	SSS	
84	0.58	SSS	
85	1.05	SSS	
86	2.47	SSS	
87	6.65	SSS	
88	1.96	SSS	
89	3.31	SSS	
90	2.32	SSS	
91	0.88	SSS	

Depth (m)	Magnetic Susceptibility	Unit	Comments
92	0.77	SSS	
93	0.54	SSS	
94	0.77	SSS	
95	1.03	SSS	
96	3.28	SSS	
97	0.54	SSS	
98	1	SSS	
99	1.21	SSS	
100	1.53	SSS	
101	3.12	SSS	
102	1.78	SSS	
103	1.78	SSS	
104	1.7	SSS	
105	2.49	SSS	
106	0.93	SSS	
107	0.9	SSS	
108	1.21	SSS	
109	1.51	SSS	
110	1.94	SSS	
111	1.01	SSS	
112	1.07	SSS	
113	3.44	SSS	
114	2.77	SSS	
115	1.17	SSS	
116	2.61	SSS	
117	22.1	SSS	Pyrrhotite veins.
118	2.4	SSS	
119	2	SSS	
120	3.38	SSS	
121	2.97	SSS	
122	0.27	SSS	

Depth (m)	Magnetic Susceptibility	Rock Type	Comments
123	2.75	SSS	
124	0.93	SSS	
125	1.66	SSS	
126	1.17	SSS	
127	4.39	SSS	
128	2.9	SSS	
129	3.83	SSS	
130	1.5	SSS	
131	1.11	SSS	
132	1.08	SSS	
133	9.67	SSS	
134	8.55	SSS	
135	6.61	SSS	
136	3.87	SSS	
137	8.28	SSS	
138	5.72	SSS	
139	5.29	SSS	
140	1.95	SSS	
141	13.78	SSS	PO
142	4.15	SSS	
143	5.49	SSS	
144	2.16	SSS	
145	3.63	SSS	
146	4.16	SSS	
147	4.88	SSS	
148	0.29	SSS	
149	0.86	SSS	
150	2.09	SSS	
151	2.55	SSS	
152	3.69	SSS	
153	5.58	SSS	

Depth (m)	Magnetic Susceptibility	Unit	Comments
154	6	SSS	
155	9.67	SSS	
156	6.76	SSS	
157	3.58	SSS	
158	7.95	SSS	
159	4.46	SSS	
160	7.37	SSS	
161	1.72	SSS	
162	5.07	SSS	
163	3.08	SSS	
164	1.47	SSS	
165	2.57	SSS	
166	8.2	SSS	
167	2.63	SSS	
168	1.92	SSS	
169	0.65	SSS	
170	0.35	SSS	
171	0.6	SSS	
172	2.08	SSS	
173	1.81	SSS	
174	3.01	SSS	
175	1.22	SSS	
176	1.73	SSS	
177	3.43	SSS	
178	1.32	SSS	
179	1.41	SSS	
180	1.04	SSS	
181	1.86	SSS	
182	0.92	SSS	
183	2.54	SSS	
184	1.58	SSS	

Depth (m)	Magnetic Susceptibility	Rock Type	Comments
185	4.25	SSS	
186	5.3	SSS	
187	3.04	SSS	
188	5.36	SSS	
189	5.13	SSS	
190	3.5	SSS	
191	1.55	SSS	
192	2.58	SSS	
193	0.68	SSS	
194	1.69	SSS	
195	1.18	SSS	
196	0.91	SSS	
197	1.63	SSS	
198	0.54	SSS	
199	3.65	SSS	
200	0.67	SSS	
201	2.09	SSS	
202	4.11	SSS	
203	3.29	SSS	
204	2.99	SSS	
205	6.62	SSS	
206	3.73	SSS	
207	4.35	SSS	
208	2.69	SSS	
209	0.87	SSS	
210	0.37	SSS	
211	4.72	SSS	
212	4.54	SSS	
213	4.65	SSS	
214	1.82	SSS	
215	3.12	SSS	

Depth (m)	Magnetic Susceptibility	Unit	Comments
216	3.24	SSS	
217	3.2	SSS	
218	9.56	SSS	
219	6.02	SSS	
220	2.83	SSS	
221	3.85	SSS	
222	3.27	SSS	
223	3.27	SSS	
224	6.48	SSS	
225	3.68	SSS	
226	3.28	SSS	
227	3.71	SSS	
228	2.09	SSS	
229	2.94	SSS	
230	1.75	SSS	
231	3.47	SSS	
232	3.72	SSS	
233	8.82	SSS	
234	4.95	SSS	
235	5.46	SSS	
236	3.23	SSS	
237	1.37	SSS	
238	2.51	SSS	
239	2.39	SSS	
240	3.52	SSS	
241	5.91	SSS	
242	1.55	SSS	
243	0.15	SSS	
244	0.16	SSS	
245	0.51	SSS	
246	2.37	SSS	

Depth (m)	Magnetic Susceptibility	Rock Type	Comments
247	5.03	SSS	
248	2.79	SSS	
249	3.91	SSS	
250	1.75	SSS	
251	2.64	SSS	
252	2.07	SSS	
253	1	SSS	
254	1.4	SSS	
255	7.18	SSS	
256	14.17	SSS	
257	4.19	SSS	
258	3.81	SSS	
259	6.71	SSS	
260	4.36	SSS	
261	3.31	SSS	
262	7.02	SSS	
263	4.22	SSS	
264	1.18	SSS	
265	3.11	SSS	
266	2.58	SSS	
267	0.94	SSS	
268	7.75	SSS	
269	3.56	SSS	
270	1.42	SSS	
271	2.06	SSS	
272	3.05	SSS	
273	2.25	SSS	
274	6.03	SSS	
275	3.89	SSS	
276	7.01	SSS	
277	4.69	SSS	

Depth (m)	Magnetic Susceptibility	Unit	Comments
278	4.95	SSS	
279	3.73	SSS	
280	2.42	SSS	
281	3.61	SSS	
282	2.76	SSS	
283	4.17	SSS	
284	5.89	SSS	
285	3.14	SSS	
286	4.04	SSS	
287	8.13	SSS	
288	11.54	SSS	
289	14.31	SSS	
290	3.24	SSS	
291	5.59	SSS	
292	4.32	SSS	
293	6.23	SSS	
294	2.49	SSS	
295	4.51	SSS	
296	2.66	SSS	
297	0.86	SSS	
298	1.9	SSS	
299	4.19	SSS	
300	1.21	SSS	
301	3.73	SSS	
302	3.22	SSS	
303	5.55	SSS	
304	5.29	SSS	
305	2.97	SSS	
306	1.97	SSS	
307	2.86	SSS	
308	2.01	SSS	

Depth (m)	Magnetic Susceptibility	Rock Type	Comments
309	8.01	SSS	
310	4.58	SSS	
311	5.53	SSS	
312	3.41	SSS	
313	7.03	SSS	
314	1.65	SSS	
315	2.55	SSS	
316	3.94	SSS	
317	4.45	SSS	
318	5.93	SSS	
319	4.91	SSS	
320	6.31	SSS	
321	7.14	SSS	
322	2.39	SSS	
323	5.59	SSS	
324	1.87	SSS	
325	2.75	SSS	
326	3.5	SSS	
327	2.76	SSS	
328	2.56	SSS	
329	16.75	SSS	
330	10.14	SSS	
331	2.09	SSS	
332	4.09	SSS	
333	2.33	SSS	
334	3.78	SSS	
335	3.43	SSS	
336	6.22	SSS	
337	2.41	SSS	
338	2.81	SSS	
339	1.69	SSS	

Depth (m)	Magnetic Susceptibility	Unit	Comments
340	3.38	SSS	
341	6.25	SSS	
342	3.48	SSS	
343	2.21	SSS	
344	6.32	SSS	
345	3.06	SSS	
346	4.94	SSS	
347	3.25	SSS	
348	5.89	SSS	
349	4.95	SSS	
350	3.02	SSS	
351	5.94	SSS	
352	5.11	SSS	
353	2.46	SSS	
354	2.61	SSS	
355	6.51	SSS	
356	6.29	SSS	
357	3.66	SSS	
358	4.1	SSS	
359	7.02	SSS	
360	4.29	SSS	
361	3.12	SSS	
362	1.3	SSS	
363	2.96	SSS	
364	3.16	SSS	
365	1.26	SSS	
366	3.03	SSS	
367	3.32	SSS	
368	2.82	SSS	
369	5.13	SSS	
370	4.92	SSS	

Depth (m)	Magnetic Susceptibility	Rock Type	Comments
371	2.58	SSS	
372	1.07	SSS	
373	2.48	SSS	
374	7.83	SSS	
375	3.4	SSS	
376	3.85	SSS	
377	5.87	SSS	
378	2.4	SSS	
379	3.01	SSS	
380	6.48	SSS	
381	3.68	SSS	
382	3.9	SSS	
383	2.41	SSS	
384	3.08	SSS	
385	5.8	SSS	
386	3.51	SSS	
387	3.29	SSS	
388	2.73	SSS	
389	2.26	SSS	
390	1.14	SSS	
391	4.87	SSS	
392	12.11	SSS	
393	5.62	SSS	
394	0	SSS	Rubble
395	0.98	SSS	
396	2	SSS	
397	8.97	SSS	
398	3.98	SSS	
399	3.47	SSS	
400	9.68	SSS	
401	18.08	SSS	Pyrrhotite veins

Depth (m)	Magnetic Susceptibility	Unit	Comments
402	2.74	SSS	
403	2.64	SSS	
404	10.32	SSS	
405	8.59	SSS	
406	4.59	SSS	
407	3.94	SSS	
408	4.25	SSS	
409	4.07	SSS	
410	1.46	SSS	
411	3.39	SSS	
412	1.93	SSS	
413	1.19	SSS	
414	1.03	SSS	
415	5.54	SSS	
416	0.85	SSS	
417	0.6	SSS	
418	11.18	SSS	
419	1.09	SSS	
420	2.34	SSS	
421	1.03	SSS	
422	5.02	SSS	
423	1.23	SSS	
424	2.16	SSS	
425	0.87	SSS	
426	0.89	SSS	
427	1.12	SSS	
428	5.82	SSS	
429	3.65	SSS	
430	0.58	SSS	
431	2.22	SSS	
432	0.39	SSS	

Depth (m)	Magnetic Susceptibility	Rock Type	Comments
433	5.32	SSS	
434	1.62	SSS	
435	0.09	SSS	
436	0.18	SSS	
437	0.12	SSS	
438	0.5	SSS	
439	0.49	SSS	
440	1.16	SSS	
441	0.19	SSS	
442	0.19	SSS	
443	0.34	SSS	
444	2.26	SSS	
445	0.41	SSS	
446	0.89	SSS	
447	1.05	SSS	
448	0.78	SSS	
449	0.2	SSS	
450	4.56	SSS	
452	0.59	SSS	
453	0.48	SSS	
454	1.04	SSS	
455	1.74	SSS	
456	2.43	SSS	
457	2.14	SSS	
458	21.19	SSS	
459	10.12	SSS	
460	14.16	SSS	
461	1.85	ICL	
462	0.15	ICL	
463	0.11	ICL	
464	0.21	ICL	

Depth (m)	Magnetic Susceptibility	Unit	Comments
465	0.43	ICL	
466	0.16	ICL	
467	0.42	ICL	
468	0.48	ICL	
469	0.15	ICL	
470	0.26	ICL	
471	0.34	ICL	
472	5.25	ICL	
473	0.48	ICL	
474	0.19	ICL	
475	0.2	ICL	
476	0.25	ICL	
477	0.05	ICL	
478	0.83	ICL	
479	0.02	ICL	
480	0.14	ICL	
481	0.73	ICL	
482	2.19	ICL	
483	0.23	ICL	
484	0.09	ICL	
485	0.18	ICL	
486	0.3	ICL	
487	0.34	ICL	
488	0.87	ICL	
489	0.15	ICL	
490	0.03	ICL	
491	0.05	ICL	
492	0.39	ICL	
493	0.01	ICL	
493	0.01	ICL	
494	0.02	ICL	

Depth (m)	Magnetic Susceptibility	Rock Type	Comments
494	0.02	ICL	
495	0.03	ICL	
496	0.17	ICL	
497	0.11	ICL	
498	0.03	ICL	
499	0.25	ICL	
500	0.02	ICL	
501	0.28	ICL	
502	0.03	ICL	
503	0.16	ICL	
504	0.02	ICL	
505	0	ICL	
506	0.18	ICL	EOH!

Depth (m)	Magnetic Susceptibility	Unit	Comments

Hole Name

Hole Name	From (m)	Length (m)	Core Size	Rock Type	Weight in Air (g)	Weight in Water (g)	Density (g/cm3)	Specific Gravity	Comments
KEG-12-050									
	24.73	13.7	NQ2	SSS	733.4	467.9	2.7	2.8	moderatly bleached siliceous siltstone with trace fracture controled sulphides in discontinuous fractures
	60.54	12.7	NQ2	SSS	693.3	447.4	2.7	2.8	foliated moderatly bleached, trace Po fracture controled mineraliation within 1mm oriented fractures.
	92.54	11.9	NQ2	SSS	639.7	408.6	2.7	2.8	siliceous siltstone tracely mineralized siliceous fractures 1mm thick
	129.86	11.2	NQ2	SSS	603	385.1	2.7	2.8	foliated siliceous siltstone with several thin mineralized siliceous fractures 1mm thick
	161.44	14.7	NQ2	SSS	875.6	581.1	3.0	3.0	strongly altered siliceious siltstone with large mineralized quartz vein (2cm thick). Heavily fractured
	191.28	13.3	NQ2	SSS	722.1	454.7	2.7	2.7	several siliceous fracture weakly mineralized with Cp, Po
	223.24	12.6	NQ2	SSS	688.7	434.3	2.7	2.7	siliceous siltstone with several hairline siliceous fractures weakly mineralized with Po,Cp
	261.37	13	NQ2	SSS	716.3	444.7	2.7	2.6	siliceous siltstone with several hairline siliceous fractures weakly mineralized with Po,Cp
	288.79	11.6	NQ2	SSS	669.5	435.8	2.9	2.9	brecciated siliceous siltstone with siliceous matrix. Interstitial mineraliation of Po,Cp

Hole Name	From (m)	Length (m)	Core Size	Rock Type	Weight in Air (g)	Weight in Water (g)	Density (g/cm3)	Specific Gravity	Comments
	323.05	11.6	NQ2	SSS	630.3	397.6	2.7	2.7	siliceous veinlets moderatly mineralized with sulphides (1-2mm in thickness)
	355.18	11.8	NQ2	SSS	637.4	401.8	2.7	2.7	siliceous veinlets moderatly mineralized with sulphides (1-2mm in thickness)
	404.42	11	NQ2	SSS	707.7	489.5	3.2	3.2	intensly mineralized sulphides in blebs and fracture controled
	432.5	13.2	NQ2	SSS	707.9	445	2.7	2.7	partially bleached with small (1-2mm thick) siliceous fractures
	473.54	12.4	NQ2	ICL	715.8	472.6	2.9	2.9	intensly silicified

Keg - Silver Range

Archer, Cathro & Associates (1981) Limited

Grid East	Grid North	Easting	Northing	Elevation	Depth (m)
		586725	6939940	1118.74	393

ZONE: Keg

SECTION: 10+840

HOLE: KEG-12-051

CLAIM: YD11783

Contractor: Top Rank

Drill: 1

Core Size: NQ2

Casing Depth: 5.47m, Out

Drilling Dates: Jul 01 - Jul 08, 2012

Geology Logged By: L. Tan

SURVEY			
Depth (m)	Azimuth	Dip	Method
0	341	-50	Compass
393	350	-40.5	Ranger

TARGET:

SUMMARY			
From (m)	To (m)	Interval (m)	Rock Type
0	5.47	5.47	CAS
5.47	28.21	22.74	ICL
28.21	34.78	6.57	FLR
34.78	175.98	141.2	ICL
175.98	220.14	44.16	SSS
220.14	262	41.86	ICL
262	393	131	ICL

SAMPLES	
Numbers:	K284666 to K284758
Total:	97
Batch:	037, 041, 043
Certificates:	WH12162405, WH12162409, WH12166671

COMMENTS

Box Log

KEG-12-051

Silver Range
Keg Zone

Archer,Cathro & Associates (1981) Limited

Box Number	From (m)	To (m)
1	5.47	10.55
2	10.55	15.32
3	15.32	20.43
4	20.43	25.47
5	25.47	30.71
6	30.71	36.1
7	36.1	41.58
8	41.58	47.03
9	47.03	52.45
10	52.45	57.73
11	57.73	63.18
12	63.18	68.4
13	68.4	74
14	74	79.14
15	79.14	84.63
16	84.63	90
17	90	95.48
18	95.48	100.77
19	100.77	106.04
20	106.04	111.21
21	111.21	116.81
22	116.81	122.21
23	122.21	127.6
24	127.6	133.08
25	133.08	138.56
26	138.56	144.06
27	144.06	150
28	150	155.39
29	155.39	160.81
30	160.81	166.13
31	166.13	171.46
32	171.46	176.77
33	176.77	182.32
34	182.32	187.94
35	187.94	193.51
36	193.51	199.15
37	199.15	204.79
38	204.79	210.29
39	210.29	215.67
40	215.67	221
41	221	226.61
42	226.61	231.92
43	231.92	237.46
44	237.46	243.12
45	243.12	248.84
46	248.84	254.47
47	254.47	260.35
48	260.35	265.95
49	265.95	271.81
50	271.81	277.26
51	277.26	282.18
52	282.18	287.65
53	287.65	293.48
54	293.48	299.09
55	299.09	304.67
56	304.67	310.44
57	310.44	315.79
58	315.79	321.2
59	321.2	326.94
60	326.94	332.43
61	332.43	337.38
62	337.38	342.72
63	342.72	348.34
64	348.34	353.97
65	353.97	359.49
66	359.49	364.9
67	364.9	370.25
68	370.25	376.06
69	376.06	381.47
70	381.47	387.12
71	387.12	393

From (m)	To (m)	Interval (m)	Rock Type	Grain Size	Description	Shade	Colour	Texture	Alteration	Intensity	Mineral	Conc.
0.00	5.47	5.47	-?-	--	Same as general.							
						--	--	---	---	--	--	0
5.47	28.21	22.74	ICL	FG	Same as general.							
						MD	GY	BX	OXI	1I	Sp	0.1
						--	BF	CR	CLY	3I	Sp	0.1
									SER	1I		
									BLE	1I		
28.21	34.78	6.57	FLR	FG	Same as general.							
						LT	GY	CR	CLY	2I		
						--	BF	BX	OXI	1I	--	0
									FEC	2I		
34.78	41.22	6.44	ICL	FG	Intercalated unit with moderately iron carbonate altered, brecciated silty limestone. Crackle breccia prevalent throughout, with calcareous fracture infill. Localized vuggy calcite veins and gouge also present. Trace sulphide mineralization includes fine grained pyrrhotite, sphalerite and pyrite within veinlets and fractures.							
						MD	GY	BX	FEC	3I	Py	0.1
						--	BF		CLY	2I	Sp	0.1
									OXI	1I	Po	0.1
41.22	78.44	37.22	ICL	FG	Variably bleached, foliated, intercalated siliceous siltstone/ silty limestone with diffuse contacts. Localized vuggy calcite veins present within oxidized sections. Intermittent 15-60 cm sections of calc-silicate altered silty limestone hosts fine grained disseminations of pyrrhotite and sphalerite, as well as pyrrhotite, sphalerite and chalcopyrite within fractures and veinlets. Intervals of bleached siliceous siltstone hosts fine grained, disseminated pyrrhotite and sphalerite. Fractures and veinlets are predominantly calcareous with minor siliceous infill and minor mineralization of fine to medium grained pyrrhotite, sphalerite, pyrite and chalcopyrite.							
						MD	GY		CHL	1I	Po	0.5
						LT	GY	FO	OXI	2I	Po	0.5
						LT	GN		CLS	1I	Sp	0.5
									SER	1I	Sp	0.5

From (m)	To (m)	Interval (m)	Rock Type	Grain Size	Description	Shade	Colour	Texture	Alteration	Intensity	Mineral	Conc.
									BLE	2I	Py	0.5
											Cp	0.1
78.44	79.00	0.56	FLR	FG	Brecciated, calcareous fault rock with calcite infill and orange gouge. Sharp lower contact to silty limestone is oriented 20° TCA. Subangular clasts are 3-10 mm wide.							
						MD	GY	BX	OXI	2I	Py	0.1
						MD	OR					
79.00	131.43	52.43	ICL	FG	Same as interval 41.22 m - 78.44 m.							
						MD	GY		CHL	2I	Po	0.5
						LT	GY	FO	OXI	1I	Po	0.5
						LT	GN		CLS	2I	Sp	0.5
									SER	1I	Sp	0.5
									BLE	2I	Py	0.1
											Cp	0.2
131.43	143.27	11.84	ICL	FG	Strongly fractured, fair to moderately chlorite altered, intercalated siltstone/ limestone. Fracture controlled mineralization consists of fine grained pyrrhotite, sphalerite, pyrite and chalcopyrite with fair intensity. Fractures are randomly oriented and filled with calcite. Localized section of oxidized breccia with gouge present at 143.05 - 143.11 m depth.							
						MD	GY				Sp	1
						LT	GN	FR	CHL	3I	Py	0.2
						DK	GN		CLS	2I	Sp	1
											Po	2
											Cp	0.2
											Po	2
143.27	175.98	32.71	ICL	FG	Intercalated siltstone/ limestone with variable bleaching, intermittent foliation and diffuse contacts. Interval contains trace mineralization of pyrrhotite and sphalerite occurring primarily as fracture infill and also as disseminated grains. Localized blebby arsenopyrite and fine grained galena within calcareous fractures also present. Lower contact to siliceous siltstone is a 6 cm wide vuggy calcite vein oriented 15° TCA, containing 3-10 mm wide, subangular clasts of wallrock.							
						LT	GY		CHL	2I	Po	1

From (m)	To (m)	Interval (m)	Rock Type	Grain Size	Description	Shade	Colour	Texture	Alteration	Intensity	Mineral	Conc.
						LT	GN		SIL	2I	Po	1
						DK	GY	FO	CLS	2I	Po	1
											Sp	1
											Sp	1
											As	0.1
											Gn	0.1
175.98	220.14	44.16	SSS	FG	Same as general description.							
						MD	GY	FO	SIL	3I	Po	1
						DK	GY		BLE	2I	Po	1
									CHL	1I	Sp	1
											Cp	0.5
											As	0.1
											Py	0.1
									CLS	1I	Sp	1
220.14	262.00	41.86	ICL	FG	Same as general description.							
						LT	GY	FO	SIL	3I	Po	1
						LT	GN		CLS	2I	Sp	1
						DK	GY		BLE	2I	Po	1
											Gn	0.2
											Cp	0.2
									CHL	1I	Sp	1
262.00	303.98	41.98	ICL	FG	Intercalated siliceous siltstone/ silty limestone with calc-silicate and chlorite alteration throughout. Minor faulting present from 262-262.04 m, 279-279.30 m, and 286.73-287.22 m depth. Moderate mineralization consists of fine to medium grained sphalerite, galena, pyrite, pyrrhotite and chalcopyrite present as disseminated grains, blebs and as calcareous fracture infill. Localized zones of replacement style mineralization are less abundant and occur in calcareous subsections. Localized, vuggy calcite veins and sections of bladed calcite are prominent down section.							
						MD	GN		CHL	3I	Sp	2
						MD	GY		BLE	2I	Po	0.3
						LT	GN	BX	CLS	3I	Sp	2
											Py	0.2
									OXI	2I	Po	0.3
											Gn	1
											Gn	1

From (m)	To (m)	Interval (m)	Rock Type	Grain Size	Description	Shade	Colour	Texture	Alteration	Intensity	Mineral	Conc.
											Cp	0.5
											Cp	0.5
303.98	306.80	2.82	SLT	FG	Calcareous siltstone with large calcite veins containing 0.2 - 10 cm wide, angular clasts of wallrock. Clasts down section are intensely mineralized with semi-massive, fine grained disseminations of sphalerite, pyrrhotite and chalcopyrite. Localized, blebby arsenopyrite also present.							
						LT	GY	BX	OXI	3I	Sp	1.5
						DK	GN		FEC	2I	Po	1.5
											Cp	0.6
											Py	0.2
											As	0.1
306.80	330.27	23.47	SLT	FG	Calcareous siltstone interbedded with siliceous siltstone. Mineralization is primarily within calcareous fractures and veinlets, which host fine-medium grained sphalerite, chalcopyrite, galena and pyrrhotite. Semi-massive replacement style mineralization of fine grained pyrrhotite, sphalerite and chalcopyrite, as well as blebby, coarse grained arsenopyrite present from 307.63 - 308.00 m depth. Fine grained, disseminated sphalerite and pyrrhotite also locally present in intermittent sections. Chlorite alteration occurs along fractures.							
						MD	GY		BLE	3I	Po	0.5
						LT	GY	FO	CHL	2I	Po	0.5
						LT	GN				Sp	0.5
						DK	GN				Cp	0.2
						DK	GY				Sp	0.5
											Gn	0.2
											As	0.1
											Gn	0.2
330.27	348.46	18.19	SLT	FG	Calcareous siltstone interbedded with minor argillite. Subsection from 347.20 - 348.46 m consists of bladed calcite with blebs and fracture infill of galena, sphalerite and chalcopyrite. Pervasive calcareous fractures containing trace mineralization of fine-medium grained pyrite and localized, blebby arsenopyrite present. 15-90 cm sections of bladed calcite occur throughout interval. Localized, brecciated wallrock present in calcite vein at 343.28 m depth.							

From (m)	To (m)	Interval (m)	Rock Type	Grain Size	Description	Shade	Colour	Texture	Alteration	Intensity	Mineral	Conc.
						MD	GY	FR	CHL	2I	Py	0.1
						DK	GY	BX			Sp	0.2
											Gn	0.2
											As	0.01
348.46	393.00	44.54	ICL	FG	Intercalated siliceous siltstone/ silty limestone with weak chlorite alteration. Trace mineralization consists of fine grained sphalerite, pyrrhotite and chalcopyrite within calcareous fractures and veinlets. Localized fine-medium grained arsenopyrite present in 6 cm wide vein at 354.40 m depth (oriented 40° TCA). Subsection from 373.43 - 380.61 m contains pervasive fractures with calcite infill and is weakly clay altered.							
						MD	GY	FR	CHL	2I	Sp	0.1
						LT	GN		BLE	2I	Po	0.1
						DK	GY		CLY	2I	Cp	0.1
											As	0.1

From (m)	To (m)	Interval (m)	Rock Type	Recovery (m)	Recovery %	Sample Number	BatchName	Batch Class	Standard	Blank	1/4 Dup	Coarse Dup
0.00	0.00	0.00	-QC-	0.00	0	K284755	12-043			☑	☐	☐
0.00	0.00	0.00	-QC-	0.00	0	K284678	12-037			☑	☐	☐
0.00	0.00	0.00	-QC-	0.00	0	K284689	12-037		K-2	☐	☐	☐
0.00	0.00	0.00	-QC-	0.00	0	K284693	12-037			☑	☐	☐
0.00	0.00	0.00	-QC-	0.00	0	K284703	12-041			☑	☐	☐
0.00	0.00	0.00	-QC-	0.00	0	K284717	12-041			☑	☐	☐
0.00	0.00	0.00	-QC-	0.00	0	K284722	12-041		K-4	☐	☐	☐
0.00	0.00	0.00	-QC-	0.00	0	K284731	12-041		K-3	☐	☐	☐
0.00	0.00	0.00	-QC-	0.00	0	K284740	12-043			☑	☐	☐
0.00	0.00	0.00	-QC-	0.00	0	K284744	12-043		K-3	☐	☐	☐
0.00	0.00	0.00	-QC-	0.00	0	K284674	12-037		K-4	☐	☐	☐
22.93	25.93	3.00	ICL	2.98	99	K284666	12-037			☐	☐	☐
25.93	28.93	3.00	ICL	2.98	99	K284667	12-037			☐	☐	☐
25.93	28.93	3.00	ICL	2.98	99	K284668	12-037			☐	☐	☑
28.93	31.93	3.00	FLR	3.00	100	K284669	12-037			☐	☐	☐
31.93	34.78	2.85	FLR	2.85	100	K284670	12-037			☐	☐	☐
34.78	36.57	1.79	FLR, ICL	1.79	100	K284671	12-037			☐	☐	☐
36.57	38.08	1.51	ICL	1.51	100	K284672	12-037			☐	☐	☐
125.43	128.43	3.00	ICL	2.95	98	K284673	12-037			☐	☐	☐
128.43	131.43	3.00	ICL	2.96	99	K284675	12-037			☐	☐	☐
131.43	134.43	3.00	ICL	2.98	99	K284676	12-037			☐	☐	☐
134.43	136.31	1.88	ICL	1.87	99	K284677	12-037			☐	☐	☐
136.31	138.56	2.25	ICL	2.25	100	K284679	12-037			☐	☐	☐
138.56	141.00	2.44	ICL	2.44	100	K284680	12-037			☐	☐	☐
141.00	144.00	3.00	ICL	2.93	98	K284681	12-037			☐	☐	☐
144.00	147.00	3.00	ICL	2.63	88	K284682	12-037			☐	☐	☐
147.00	150.00	3.00	ICL	2.93	98	K284683	12-037			☐	☐	☐

From (m)	To (m)	Interval (m)	Rock Type	Recovery (m)	Recovery %	Sample Number	BatchName	Batch Class	Standard	Blank	1/4 Dup	Coarse Dup
147.00	150.00	3.00	ICL	2.93	98	K284684	12-037			☐	☑	☐
177.00	180.00	3.00	SSS	3.00	100	K284685	12-037			☐	☐	☐
180.00	181.50	1.50	SSS	1.47	98	K284686	12-037			☐	☐	☐
181.50	183.25	1.75	SSS	1.71	98	K284687	12-037			☐	☐	☐
183.25	186.00	2.75	SSS	2.75	100	K284688	12-037			☐	☐	☐
186.00	189.00	3.00	SSS	3.00	100	K284690	12-037			☐	☐	☐
189.00	192.00	3.00	SSS	3.00	100	K284691	12-037			☐	☐	☐
192.00	195.00	3.00	SSS	2.90	97	K284692	12-037			☐	☐	☐
195.00	198.00	3.00	SSS	3.00	100	K284694	12-037			☐	☐	☐
198.00	201.00	3.00	SSS	2.97	99	K284695	12-037			☐	☐	☐
201.00	204.00	3.00	SSS	2.90	97	K284696	12-037			☐	☐	☐
204.00	207.00	3.00	SSS	2.88	96	K284697	12-037			☐	☐	☐
207.00	210.00	3.00	SSS	3.00	100	K284698	12-037			☐	☐	☐
210.00	213.00	3.00	SSS	2.94	98	K284699	12-037			☐	☐	☐
213.00	215.25	2.25	SSS	2.25	100	K284700	12-041			☐	☐	☐
215.25	217.80	2.55	SSS	2.54	100	K284701	12-041			☐	☐	☐
217.80	220.69	2.89	SSS	2.46	85	K284702	12-041			☐	☐	☐
220.69	223.69	3.00	ICL	2.89	96	K284704	12-041			☐	☐	☐
223.69	226.61	2.92	ICL	2.92	100	K284705	12-041			☐	☐	☐
226.61	228.00	1.39	ICL	1.39	100	K284706	12-041			☐	☐	☐
228.00	231.00	3.00	ICL	3.00	100	K284707	12-041			☐	☐	☐
228.00	231.00	3.00	ICL	3.00	100	K284708	12-041			☐	☐	☑
231.00	234.00	3.00	ICL	2.95	98	K284709	12-041			☐	☐	☐
234.00	237.00	3.00	ICL	3.00	100	K284710	12-041			☐	☐	☐
237.00	240.00	3.00	ICL	2.99	100	K284711	12-041			☐	☐	☐
237.00	240.00	3.00	ICL	2.99	100	K284712	12-041			☐	☑	☐
256.00	259.00	3.00	ICL	2.94	98	K284713	12-041			☐	☐	☐
259.00	262.00	3.00	ICL	2.99	100	K284714	12-041			☐	☐	☐

From (m)	To (m)	Interval (m)	Rock Type	Recovery (m)	Recovery %	Sample Number	BatchName	Batch Class	Standard	Blank	1/4 Dup	Coarse Dup
262.00	265.00	3.00	ICL, ICL	2.93	98	K284715	12-041			☐	☐	☐
265.00	268.00	3.00	ICL	2.85	95	K284716	12-041			☐	☐	☐
268.00	269.85	1.85	ICL	1.69	91	K284718	12-041			☐	☐	☐
269.85	271.22	1.37	ICL	1.36	99	K284719	12-041			☐	☐	☐
271.22	274.22	3.00	ICL	3.00	100	K284720	12-041			☐	☐	☐
274.22	275.77	1.55	ICL	1.55	100	K284721	12-041			☐	☐	☐
275.77	277.72	1.95	ICL	1.95	100	K284723	12-041			☐	☐	☐
277.72	279.68	1.96	ICL	1.96	100	K284724	12-041			☐	☐	☐
279.68	282.68	3.00	ICL	3.00	100	K284725	12-041			☐	☐	☐
282.68	285.20	2.52	ICL	2.52	100	K284726	12-041			☐	☐	☐
285.20	288.00	2.80	ICL	2.80	100	K284727	12-041			☐	☐	☐
288.00	291.00	3.00	ICL	2.98	99	K284728	12-041			☐	☐	☐
291.00	294.00	3.00	ICL	2.94	98	K284729	12-041			☐	☐	☐
294.00	297.00	3.00	ICL	3.00	100	K284730	12-041			☐	☐	☐
297.00	300.00	3.00	ICL	3.00	100	K284732	12-041			☐	☐	☐
300.00	303.00	3.00	ICL	3.00	100	K284733	12-041			☐	☐	☐
303.00	306.00	3.00	ICL	3.00	100	K284734	12-041			☐	☐	☐
306.00	308.19	2.19	ICL	2.06	94	K284735	12-041			☐	☐	☐
308.19	309.67	1.48	ICL	1.44	97	K284736	12-043			☐	☐	☐
309.67	312.67	3.00	ICL	3.00	100	K284737	12-043			☐	☐	☐
312.67	315.60	2.93	ICL	2.93	100	K284738	12-043			☐	☐	☐
315.60	317.20	1.60	ICL	1.56	98	K284739	12-043			☐	☐	☐
317.20	319.89	2.69	ICL	2.66	99	K284741	12-043			☐	☐	☐
319.89	321.00	1.11	ICL	1.11	100	K284742	12-043			☐	☐	☐
321.00	324.00	3.00	ICL	3.00	100	K284743	12-043			☐	☐	☐
324.00	327.00	3.00	ICL	3.00	100	K284745	12-043			☐	☐	☐
327.00	330.00	3.00	ICL	3.00	100	K284746	12-043			☐	☐	☐
330.00	333.00	3.00	ICL	3.00	100	K284747	12-043			☐	☐	☐

From (m)	To (m)	Interval (m)	Rock Type	Recovery (m)	Recovery %	Sample Number	BatchName	Batch Class	Standard	Blank	1/4 Dup	Coarse Dup
333.00	336.00	3.00	ICL	3.00	100	K284748	12-043			☐	☐	☐
333.00	336.00	3.00	ICL	3.00	100	K284749	12-043			☐	☐	☑
336.00	339.00	3.00	ICL	3.00	100	K284750	12-043			☐	☐	☐
339.00	342.00	3.00	ICL	3.00	100	K284751	12-043			☐	☐	☐
342.00	345.00	3.00	ICL	3.00	100	K284752	12-043			☐	☐	☐
345.00	347.22	2.22	ICL	2.20	99	K284753	12-043			☐	☐	☐
347.22	348.47	1.25	ICL	1.25	100	K284754	12-043			☐	☐	☐
348.47	351.00	2.53	ICL	2.51	99	K284756	12-043			☐	☐	☐
351.00	354.00	3.00	ICL	2.98	99	K284757	12-043			☐	☐	☐
354.00	357.00	3.00	ICL	2.94	98	K284758	12-043			☐	☐	☐

From (m)	To (m)	Interval (m)	Recovery (m)	Recovery %	RQD	RQD %	Reactivity	Hardness	Weathering	Comments
0.00	5.47	5.47	0	0	0.00	0	0R	--	--	Casing, no recovery
5.47	6.00	0.53	0.53	100	0.00	0	0R	3H	4W	
6.00	9.00	3.00	2.78	93	1.04	35	3R	2H	4W	
9.00	12.00	3.00	3	100	1.00	33	3R	2H	4W	
12.00	15.00	3.00	3	100	0.52	17	3R	2H	4W	
15.00	18.00	3.00	3	100	1.12	37	3R	2H	4W	
18.00	21.00	3.00	3	100	0.94	31	3R	2H	4W	
21.00	24.00	3.00	3	100	0.74	25	3R	2H	4W	
24.00	27.00	3.00	2.92	97	0.57	19	3R	2H	4W	
27.00	30.00	3.00	2.99	100	0.32	11	3R	2H	4W	
30.00	33.00	3.00	2.84	95	0.71	24	3R	1H	4W	
33.00	36.00	3.00	3	100	0.83	28	3R	2H	4W	
36.00	39.00	3.00	2.97	99	1.28	43	3R	2H	4W	
39.00	42.00	3.00	3	100	1.00	33	3R	2H	4W	
42.00	45.00	3.00	3	100	1.26	42	3R	3H	3W	
45.00	48.00	3.00	2.99	100	1.98	66	3R	2H	2W	
48.00	51.00	3.00	3	100	1.72	57	3R	2H	2W	
51.00	54.00	3.00	2.89	96	2.00	67	1R	2H	2W	
54.00	57.00	3.00	3	100	0.94	31	1R	2H	3W	
57.00	60.00	3.00	3	100	1.39	46	1R	2H	3W	
60.00	63.00	3.00	2.99	100	2.06	69	3R	2H	3W	
63.00	66.00	3.00	3	100	1.07	36	1R	2H	4W	
66.00	69.00	3.00	2.98	99	2.04	68	1R	2H	2W	
69.00	72.00	3.00	2.91	97	2.26	75	1R	2H	2W	
72.00	75.00	3.00	2.96	99	2.39	80	1R	2H	3W	
75.00	78.00	3.00	3	100	1.59	53	1R	2H	4W	
78.00	81.00	3.00	3	100	1.44	48	3R	2H	4W	
81.00	84.00	3.00	3	100	2.10	70	3R	2H	2W	
84.00	87.00	3.00	2.97	99	2.49	83	0R	2H	2W	

From (m)	To (m)	Interval (m)	Recovery (m)	Recovery %	RQD	RQD %	Reactivity	Hardness	Weathering	Comments
87.00	90.00	3.00	3	100	2.00	67	1R	2H	2W	
90.00	93.00	3.00	2.87	96	1.69	56	1R	2H	2W	
93.00	96.00	3.00	2.94	98	1.22	41	1R	2H	2W	
96.00	99.00	3.00	3	100	2.24	75	3R	3H	3W	
99.00	102.00	3.00	3	100	2.18	73	1R	2H	3W	
102.00	105.00	3.00	2.94	98	2.30	77	3R	2H	3W	
105.00	108.00	3.00	3	100	2.34	78	0R	2H	2W	
108.00	111.00	3.00	3	100	2.43	81	0R	2H	2W	
111.00	114.00	3.00	2.99	100	2.22	74	0R	2H	2W	
114.00	117.00	3.00	2.98	99	1.55	52	0R	2H	2W	
117.00	120.00	3.00	3	100	1.80	60	1R	2H	3W	
120.00	123.00	3.00	2.92	97	1.26	42	0R	2H	2W	
123.00	126.00	3.00	3	100	1.98	66	1R	2H	3W	
126.00	129.00	3.00	2.85	95	1.81	60	3R	2H	3W	
129.00	132.00	3.00	2.96	99	2.21	74	0R	2H	2W	
132.00	135.00	3.00	2.98	99	2.51	84	1R	2H	2W	
135.00	138.00	3.00	2.99	100	1.49	50	0R	2H	3W	
138.00	141.00	3.00	3	100	1.44	48	3R	2H	3W	
141.00	144.00	3.00	2.92	97	1.32	44	3R	2H	3W	
144.00	147.00	3.00	2.63	88	1.03	34	3R	2H	3W	
147.00	150.00	3.00	2.93	98	2.20	73	1R	2H	2W	
150.00	153.00	3.00	3	100	2.22	74	3R	2H	2W	
153.00	156.00	3.00	3	100	1.54	51	3R	2H	3W	
156.00	159.00	3.00	2.93	98	1.95	65	3R	2H	2W	
159.00	162.00	3.00	3	100	1.58	53	1R	2H	2W	
162.00	165.00	3.00	3	100	1.98	66	1R	2H	2W	
165.00	168.00	3.00	2.98	99	1.71	57	1R	2H	2W	
168.00	171.00	3.00	2.97	99	2.27	76	3R	2H	2W	
171.00	174.00	3.00	3	100	1.01	34	3R	2H	3W	
174.00	177.00	3.00	3	100	1.67	56	3R	2H	4W	
177.00	180.00	3.00	3	100	1.12	37	0R	3H	2W	

From (m)	To (m)	Interval (m)	Recovery (m)	Recovery %	RQD	RQD %	Reactivity	Hardness	Weathering	Comments
180.00	183.00	3.00	2.84	95	2.04	68	1R	2H	2W	
183.00	186.00	3.00	3	100	1.57	52	0R	2H	2W	
186.00	189.00	3.00	3	100	2.02	67	0R	3H	2W	
189.00	192.00	3.00	3	100	1.86	62	0R	3H	2W	
192.00	195.00	3.00	2.9	97	2.38	79	0R	3H	2W	
195.00	198.00	3.00	3	100	2.53	84	0R	3H	2W	
198.00	201.00	3.00	2.97	99	2.30	77	0R	3H	2W	
201.00	204.00	3.00	2.9	97	2.34	78	0R	3H	2W	
204.00	207.00	3.00	2.88	96	2.01	67	1R	2H	3W	
207.00	210.00	3.00	3	100	2.31	77	0R	2H	2W	
210.00	213.00	3.00	2.94	98	2.06	69	0R	2H	3W	
213.00	216.00	3.00	3	100	2.53	84	0R	2H	2W	
216.00	219.00	3.00	3	100	2.30	77	0R	4H	2W	
219.00	222.00	3.00	2.94	98	2.23	74	1R	3H	3W	
222.00	225.00	3.00	3	100	2.09	70	3R	3H	3W	
225.00	228.00	3.00	2.98	99	2.11	70	1R	3H	2W	
228.00	231.00	3.00	3	100	2.06	69	1R	3H	3W	
231.00	234.00	3.00	2.95	98	2.53	84	1R	3H	3W	
234.00	237.00	3.00	3	100	1.51	50	1R	3H	3W	
237.00	240.00	3.00	2.99	100	2.38	79	0R	3H	2W	
240.00	243.00	3.00	3	100	2.23	74	1R	3H	2W	
243.00	246.00	3.00	2.98	99	2.27	76	3R	3H	2W	
246.00	249.00	3.00	3	100	2.23	74	1R	2H	3W	
249.00	252.00	3.00	3	100	2.07	69	1R	4H	2W	
252.00	255.00	3.00	3	100	2.38	79	0R	4H	2W	
255.00	258.00	3.00	2.91	97	2.04	68	1R	2H	2W	
258.00	261.00	3.00	3	100	2.02	67	0R	2H	2W	
261.00	264.00	3.00	2.97	99	1.90	63	0R	2H	3W	
264.00	267.00	3.00	2.92	97	1.76	59	1R	2H	3W	
267.00	270.00	3.00	2.74	91	1.49	50	1R	2H	3W	
270.00	273.00	3.00	3	100	2.20	73	1R	2H	3W	

From (m)	To (m)	Interval (m)	Recovery (m)	Recovery %	RQD	RQD %	Reactivity	Hardness	Weathering	Comments
273.00	276.00	3.00	3	100	2.17	72	3R	2H	3W	
276.00	279.00	3.00	3	100	0.87	29	3R	2H	4W	
279.00	282.00	3.00	3	100	1.29	43	3R	2H	4W	
282.00	285.00	3.00	3	100	1.67	56	1R	2H	3W	
285.00	288.00	3.00	3	100	1.18	39	3R	1H	4W	
288.00	291.00	3.00	2.98	99	2.04	68	3R	2H	3W	
291.00	294.00	3.00	2.94	98	1.58	53	3R	2H	4W	
294.00	297.00	3.00	3	100	1.69	56	3R	2H	3W	
297.00	300.00	3.00	3	100	1.43	48	0R	3H	2W	
300.00	303.00	3.00	3	100	1.28	43	3R	2H	3W	
303.00	306.00	3.00	3	100	2.50	83	3R	2H	4W	
306.00	309.00	3.00	2.83	94	2.14	71	3R	4H	3W	
309.00	312.00	3.00	3	100	2.06	69	3R	4H	3W	
312.00	315.00	3.00	3	100	2.36	79	3R	4H	2W	
315.00	318.00	3.00	3	100	2.27	76	3R	4H	2W	
318.00	321.00	3.00	3	100	1.66	55	0R	4H	2W	
321.00	324.00	3.00	2.93	98	2.63	88	0R	3H	2W	
324.00	327.00	3.00	3	100	2.40	80	0R	3H	1W	
327.00	330.00	3.00	3	100	2.31	77	0R	2H	1W	
330.00	333.00	3.00	3	100	1.77	59	3R	2H	1W	
333.00	336.00	3.00	3	100	1.49	50	3R	2H	1W	
336.00	339.00	3.00	3	100	1.43	48	3R	2H	1W	
339.00	342.00	3.00	3	100	1.58	53	3R	2H	1W	
342.00	345.00	3.00	3	100	1.97	66	3R	2H	1W	
345.00	348.00	3.00	3	100	2.39	80	3R	2H	1W	
348.00	351.00	3.00	3	100	2.00	67	1R	2H	1W	
351.00	354.00	3.00	2.98	99	1.63	54	3R	2H	1W	
354.00	357.00	3.00	2.94	98	1.59	53	3R	1H	1W	
357.00	360.00	3.00	3	100	1.56	52	0R	2H	1W	
360.00	363.00	3.00	3	100	1.18	39	1R	2H	1W	
363.00	366.00	3.00	3	100	1.55	52	1R	2H	1W	

From (m)	To (m)	Interval (m)	Recovery (m)	Recovery %	RQD	RQD %	Reactivity	Hardness	Weathering	Comments
366.00	369.00	3.00	3	100	2.04	68	3R	2H	1W	
369.00	372.00	3.00	3	100	2.03	68	1R	2H	1W	
372.00	375.00	3.00	2.93	98	2.34	78	3R	2H	1W	
375.00	378.00	3.00	3	100	1.57	52	3R	2H	2W	
378.00	381.00	3.00	3	100	1.25	42	3R	2H	2W	
381.00	384.00	3.00	2.94	98	2.84	95	1R	4H	1W	
384.00	387.00	3.00	3	100	2.50	83	0R	3H	1W	
387.00	390.00	3.00	3	100	2.64	88	1R	3H	1W	
390.00	393.00	3.00	2.98	99	2.42	81	1R	2H	1W	End of Hole

Depth (m)	Magnetic Susceptibility	Rock Type	Comments
6	0.05	ICL	Previous depths not taken due to casing, no recovery.
7	0.09	ICL	
8	0.04	ICL	
9	0.1	ICL	
10	0.05	ICL	
11	0.46	ICL	
12	0.24	ICL	
13	0.01	ICL	
14	0.08	ICL	
15	0.03	ICL	
16	0.06	ICL	
17	0.15	ICL	
18	0.24	ICL	
19	0.06	ICL	
20	0.15	ICL	
21	0.3	ICL	
22	0.14	ICL	
23	0.02	ICL	
24	0.05	ICL	
25	0.04	ICL	
26	0.05	ICL	
27	0.02	ICL	
28	0.15	ICL	
29	0.03	FLR	
30	0.04	FLR	
31	0.04	FLR	
32	0.02	FLR	

Depth (m)	Magnetic Susceptibility	Unit	Comments
33	0.01	FLR	
34	0.08	FLR	
35	0.19	ICL	
36	0.28	ICL	
37	0.05	ICL	
38	0.01	ICL	
39	0.04	ICL	
40	0.11	ICL	
41	0.03	ICL	
42	0.84	ICL	
43	0.17	ICL	
44	0.04	ICL	
45	0.21	ICL	
46	0.59	ICL	
47	1.43	ICL	
48	0.51	ICL	
49	1.52	ICL	
50	0.03	ICL	
51	0.7	ICL	
52	0.08	ICL	
53	0.82	ICL	
54	0.21	ICL	
55	0.36	ICL	
56	0.01	ICL	
57	0.07	ICL	
58	1.18	ICL	
59	0.09	ICL	
60	0.16	ICL	
61	2.95	ICL	

Depth (m)	Magnetic Susceptibility	Rock Type	Comments
62	0.59	ICL	
63	2.8	ICL	
64	0.08	ICL	
65	0.83	ICL	
66	1.33	ICL	
67	1.23	ICL	
68	2.55	ICL	
69	1.34	ICL	
70	0.63	ICL	
71	0.06	ICL	
72	0.23	ICL	
73	0.07	ICL	
74	0	ICL	
75	0.12	ICL	
76	0.11	ICL	
77	1.38	ICL	
78	0.25	ICL	
79	1.35	ICL	
80	0.05	ICL	
81	0.18	ICL	
82	0.43	ICL	
83	1.13	ICL	
84	1.23	ICL	
85	2.66	ICL	
86	1.14	ICL	
87	0.23	ICL	
88	1.28	ICL	
89	0.02	ICL	
90	0.11	ICL	
91	0.21	ICL	
92	0.26	ICL	

Depth (m)	Magnetic Susceptibility	Unit	Comments
93	0.74	ICL	
94	1.46	ICL	
95	1.76	ICL	
96	1.31	ICL	
97	3.39	ICL	
98	0	ICL	
99	0.68	ICL	
100	0.13	ICL	
101	0.37	ICL	
102	0.02	ICL	
103	1.23	ICL	
104	0.34	ICL	
105	1.94	ICL	
106	2.14	ICL	
107	2.13	ICL	
108	0.24	ICL	
109	1.71	ICL	
110	1.42	ICL	
111	0.04	ICL	
112	0.29	ICL	
113	0.22	ICL	
114	0.36	ICL	
115	1.6	ICL	
116	1.35	ICL	
117	0.41	ICL	
118	0.01	ICL	
119	1.12	ICL	
120	2.43	ICL	
121	0.28	ICL	
122	0.73	ICL	
123	0.21	ICL	

Depth (m)	Magnetic Susceptibility	Rock Type	Comments
124	0.62	ICL	
125	2.38	ICL	
126	0.26	ICL	
127	1.88	ICL	
128	2.96	ICL	
129	1.24	ICL	
130	0.66	ICL	
131	0.44	ICL	
132	3.86	ICL	
133	1.39	ICL	
134	0.46	ICL	
135	12.7	ICL	
136	9.45	ICL	
137	4.85	ICL	
138	7.19	ICL	
139	7.19	ICL	
140	2.14	ICL	
141	1.12	ICL	
142	3.95	ICL	
143	0.01	ICL	
144	0.56	ICL	
145	0.76	ICL	
146	1.82	ICL	
147	0.58	ICL	
148	1.45	ICL	
149	0.12	ICL	
150	0.11	ICL	
151	0.18	ICL	
152	0.19	ICL	
153	0.15	ICL	
154	0.37	ICL	

Depth (m)	Magnetic Susceptibility	Unit	Comments
155	0.05	ICL	
156	0.29	ICL	
157	1.99	ICL	
158	0.02	ICL	
159	0.06	ICL	
160	0.87	ICL	
161	0.08	ICL	
162	0.76	ICL	
163	1.08	ICL	
164	2.14	ICL	
165	0.22	ICL	
166	1.83	ICL	
167	1.2	ICL	
168	1.46	ICL	
169	0.67	ICL	
170	0.06	ICL	
171	1.11	ICL	
172	0.65	ICL	
173	0.42	ICL	
174	0.04	ICL	
175	0	ICL	
176	0.14	SSS	
177	0.66	SSS	
178	0.48	SSS	
179	0.6	SSS	
180	0.49	SSS	
181	3.82	SSS	
182	0.11	SSS	
183	0.26	SSS	
184	9.37	SSS	
185	2.23	SSS	

Depth (m)	Magnetic Susceptibility	Rock Type	Comments
186	0.29	SSS	
187	0.49	SSS	
188	1.6	SSS	
189	0.11	SSS	
190	18.09	SSS	
191	1.87	SSS	
192	0.46	SSS	
193	1.61	SSS	
194	3.07	SSS	
195	1.05	SSS	
196	0.48	SSS	
197	0.27	SSS	
198	0.91	SSS	
199	0.89	SSS	
200	1.57	SSS	
201	5.07	SSS	
202	7.73	SSS	
203	1.3	SSS	
204	1	SSS	
205	0.06	SSS	
206	3.55	SSS	
207	5.1	SSS	
208	4.53	SSS	
209	4.31	SSS	
210	0.94	SSS	
211	1.41	SSS	
212	0.04	SSS	
213	0.31	SSS	
214	0.96	SSS	
215	0.71	SSS	
216	11.47	SSS	

Depth (m)	Magnetic Susceptibility	Unit	Comments
217	1.64	SSS	
218	1.06	SSS	
219	0.67	SSS	
220	0.56	SSS	
221	0.07	ICL	
222	0.13	ICL	
223	0.21	ICL	
224	0.04	ICL	
225	0.2	ICL	
226	0.35	ICL	
227	0.26	ICL	
228	0.1	ICL	
229	0.01	ICL	
230	0.33	ICL	
231	0.95	ICL	
232	0.86	ICL	
233	1.61	ICL	
234	0.11	ICL	
235	0.14	ICL	
236	0.16	ICL	
237	0.01	ICL	
238	0.44	ICL	
239	0.03	ICL	
240	0.08	ICL	
241	0.09	ICL	
242	0.24	ICL	
243	0.13	ICL	
244	0.53	ICL	
245	1.1	ICL	
246	0.95	ICL	
247	0.14	ICL	

Depth (m)	Magnetic Susceptibility	Rock Type	Comments
248	0.19	ICL	
249	0.9	ICL	
250	0.63	ICL	
251	0.03	ICL	
252	0	ICL	
253	0.15	ICL	
254	0.1	ICL	
255	0.61	ICL	
256	0.37	ICL	
257	0.11	ICL	
258	0.1	ICL	
259	0.08	ICL	
260	0.66	ICL	
261	3.82	ICL	
262	0.02	ICL	
262	0.02	ICL	
263	0.02	ICL	
264	1.58	ICL	
265	0.13	ICL	
266	0.54	ICL	
267	0.26	ICL	
268	0.04	ICL	
269	0.08	ICL	
270	0.03	ICL	
271	0.19	ICL	
272	0.17	ICL	
273	0.05	ICL	
274	0.4	ICL	
275	0.2	ICL	
276	0.05	ICL	
277	0.03	ICL	

Depth (m)	Magnetic Susceptibility	Unit	Comments
278	0.01	ICL	
279	0.47	ICL	
280	0.15	ICL	
281	0.95	ICL	
282	1.8	ICL	
283	0.04	ICL	
284	0.12	ICL	
285	0.02	ICL	
286	0.14	ICL	
287	0.12	ICL	
288	0.04	ICL	
289	0.77	ICL	
290	0.2	ICL	
291	0.01	ICL	
292	0.96	ICL	
293	0.04	ICL	
294	0.34	ICL	
295	0.81	ICL	
296	0.22	ICL	
297	0.98	ICL	
298	0.11	ICL	
299	1.71	ICL	
300	1.46	ICL	
301	0.07	ICL	
302	0.47	ICL	
303	0.72	ICL	
304	0.24	ICL	
305	0.16	ICL	
306	0.2	ICL	
307	0.91	ICL	
308	0.74	ICL	

Depth (m)	Magnetic Susceptibility	Rock Type	Comments
309	0.31	ICL	
310	0.36	ICL	
311	0.25	ICL	
312	0.49	ICL	
313	0.26	ICL	
314	0.35	ICL	
315	2.57	ICL	
316	0.94	ICL	
317	0.63	ICL	
318	1.36	ICL	
319	3.64	ICL	
320	2.16	ICL	
321	2.11	ICL	
322	2.37	ICL	
323	0.56	ICL	
324	0.58	ICL	
325	3.14	ICL	
326	3.09	ICL	
327	2.49	ICL	
328	0.63	ICL	
329	1.2	ICL	
330	0.21	ICL	
331	0.07	ICL	
332	2.59	ICL	
333	0.94	ICL	
334	0.88	ICL	
335	2	ICL	
337	1.07	ICL	
338	0.2	ICL	
339	2.28	ICL	
340	1.07	ICL	

Depth (m)	Magnetic Susceptibility	Unit	Comments
341	0.54	ICL	
342	0.16	ICL	
343	0.2	ICL	
344	0.21	ICL	
345	0.17	ICL	
346	0.1	ICL	
347	0.12	ICL	
348	0.27	ICL	
349	1.58	ICL	
350	0.23	ICL	
351	0.33	ICL	
352	1.3	ICL	
353	2.5	ICL	
354	0.36	ICL	
355	0.37	ICL	
356	0.4	ICL	
357	0.42	ICL	
358	1.46	ICL	
359	4.78	ICL	
360	1.19	ICL	
361	0	ICL	Rubble
362	1.4	ICL	
363	1.1	ICL	
364	4.76	ICL	
365	2.02	ICL	
366	1.37	ICL	
366	2.81	ICL	
367	0.42	ICL	
368	1.08	ICL	
369	1.32	ICL	
370	0.82	ICL	

Depth (m)	Magnetic Susceptibility	Rock Type	Comments
371	1.01	ICL	
372	0.12	ICL	
373	0.25	ICL	
374	0.45	ICL	
375	0.28	ICL	
376	0.73	ICL	
377	0.12	ICL	
378	1.84	ICL	
379	0.85	ICL	
380	0.73	ICL	
381	1.73	ICL	
382	1.71	ICL	
383	0.95	ICL	
384	1.51	ICL	
385	1.65	ICL	
386	1.87	ICL	
387	1.45	ICL	
388	3.45	ICL	
389	0.64	ICL	
390	0.35	ICL	
391	0.65	ICL	
392	0.27	ICL	
393	1.4	ICL	EOH

Depth (m)	Magnetic Susceptibility	Unit	Comments

Hole Name

Hole Name	From (m)	Length (m)	Core Size	Rock Type	Weight in Air (g)	Weight in Water (g)	Density (g/cm3)	Specific Gravity	Comments
KEG-12-051									
	20.51	13.5	NQ2	ICL	665.3	396.3	2.4	2.5	Siliceous siltstone with pervasive calcareous fractures and minor infill of fine grained sphalerite and pyrrhotite.
	42.44	12.6	NQ2	ICL	649.1	400.1	2.6	2.6	Intercalated unit with calcite fractures, trace fine grained pyrrhotite and sphalerite and chlorite alteration.
	92.06	11.7	NQ2	ICL	641.7	408.1	2.7	2.8	Bleached siliceous siltstone with fine grained, disseminated grains of pyrrhotite and sphalerite.
	128.64	10.8	NQ2	ICL	597.4	333.7	2.7	2.3	Silty limestone with weak calc-silicate alteration and disseminated grains of pyrrhotite and sphalerite.
	141.51	11.6	NQ2	ICL	547.2	384.2	2.3	3.4	Weakly chlorite altered, siliceous siltstone with trace fracture controlled pyrrhotite.
	178.59	14.2	NQ2	SSS	753.2	479.5	2.6	2.8	Unaltered, siliceous siltstone hosting trace pyrite within siliceous fracture with bleached envelope.
	214.92	12.3	NQ2	SSS	678.6	432	2.7	2.8	Fractured siliceous siltstone with bleached envelopes. Fractures host trace pyrrhotite.
	245	12.1	NQ2	ICL	665.3	425.3	2.7	2.8	Weakly chlorite altered, foliated, siliceous siltstone with few calcite fracture fills hosting trace pyrrhotite.

Hole Name	From (m)	Length (m)	Core Size	Rock Type	Weight in Air (g)	Weight in Water (g)	Density (g/cm3)	Specific Gravity	Comments
	281.16	11.1	NQ2	ICL	654.1	432.8	2.9	3.0	Calc-silicate altered silty limestone containing fair, blebby, replacement style sphalerite, galena and weak pyrrhotite.
	324.56	11.9	NQ2	ICL	629.7	392	2.6	2.7	Relatively unaltered, foliated, siliceous siltstone with few hairline, siliceous filled fractures.
	349.14	9.4	NQ2	ICL	516	328	2.7	2.7	Moderately bleached, brecciated siliceous siltstone.
	384.23	10.3	NQ2	ICL	562.2	354	2.7	2.7	Partially bleached siliceous siltstone with siliceous fractures containing trace pyrrhotite.

Keg - Silver Range

Archer, Cathro & Associates (1981) Limited

Grid East	Grid North	Easting	Northing	Elevation	Depth (m)
		586217	6939864	1291.62	491.65

ZONE: Keg

SECTION: 10+340

HOLE: KEG-12-052

CLAIM: YD11781

Contractor: Top Rank

Drill: 2

Core Size: NQ2

Casing Depth: 5.62m, Out

Drilling Dates: Jul 08 - Jul 16, 2012

Geology Logged By: B. Turner

SURVEY			
Depth (m)	Azimuth	Dip	Method
0	340	-50	Compass
476	355	-52.1	Ranger

TARGET:

SUMMARY			
From (m)	To (m)	Interval (m)	Rock Type
0	5.62	5.62	CAS
5.62	172.05	166.43	SSS
172.05	491.65	319.6	SSS

SAMPLES	
Numbers:	K286722 to K286901
Total:	184
Batch:	042, 045, 046, 048, 050, 051
Certificates:	WH12166670, WH12166673, WH12166674, WH12168813, WH12170305, WH12174518, WH12196543

COMMENTS

unable to continue due to hole issues.

Box Log

KEG-12-052

Silver Range
Keg Zone

Archer,Cathro & Associates (1981) Limited

Box Number	From (m)	To (m)
1	5.62	10.66
2	10.66	15.93
3	15.93	21.12
4	21.12	26.47
5	26.47	31.37
6	31.37	36.06
7	36.06	41
8	41	46
9	46	51.51
10	51.51	56.37
11	56.37	61.65
12	61.65	66.58
13	66.58	71.46
14	71.46	76.61
15	76.61	81.35
16	81.35	86.6
17	86.6	91.9
18	91.9	97.27
19	97.27	102.62
20	102.62	108.09
21	108.09	113.48
22	113.48	118.81
23	118.81	123.9
24	123.9	129
25	129	134
26	134	138.41
27	138.41	143.78
28	143.78	149.33
29	149.33	155
30	155	160.51
31	160.51	165.73
32	165.73	170.54
33	170.54	175.93
34	175.93	181.48
35	181.48	186.56
36	186.56	191.69
37	191.69	197.09
38	197.09	202.64
39	202.64	208.06
40	208.06	213.83
41	213.83	219.49
42	219.49	224.92
43	224.92	231.42
44	231.42	236
45	236	241.41
46	241.41	247.02
47	247.02	252.69
48	252.69	258.43
49	258.43	264.17
50	264.17	269.64
51	269.64	275.22
52	275.22	280.73
53	280.73	286.27
54	286.27	291.92
55	291.92	297.45
56	297.45	302.93
57	302.93	308.34
58	308.34	314
59	314	319.45
60	319.45	324.93
61	324.93	330.39
62	330.39	335.97
63	335.97	341.38
64	341.38	346.5
65	346.5	351.93
66	351.93	357.51
67	357.51	363.11
68	363.11	368.63
69	368.63	373.82
70	373.82	379.08
71	379.08	384.81
72	384.81	390.55
73	390.55	396.2
74	396.2	401.92
75	401.92	407.51
76	407.51	413.22
77	413.22	419
78	419	424.74
79	424.74	430.16
80	430.16	435.77
81	435.77	441.1
82	441.1	446.76
83	446.76	452
84	452	458
85	458	464
86	464	469.4
87	469.4	474.71
88	474.71	480.32
89	480.32	486.05
90	486.05	491.33

Box Number	From (m)	To (m)
91	491.33	491.65

Box Number	From (m)	To (m)

Box Number	From (m)	To (m)

From (m)	To (m)	Interval (m)	Rock Type	Grain Size	Description	Shade	Colour	Texture	Alteration	Intensity	Mineral	Conc.
0.00	5.62	5.62	CAS	--	casing, no recovery							
						--	--	---	---	--	--	0
5.62	32.00	26.38	SSS	FG	fractured rubbly altered siliceous siltstone with several small calcareous siltstone sections. Interval is tracely chlorite altered and bleached and weak-moderately oxidized and clay altered. Intermittent zones are highly fractured with calcite infills. Fractures seldomly host trace to weak Sp and Po. Blebby Sp also occurs in soft light green altered (possible weak chlorite alteration) and bleached zones.							
						LT	GY		BLE	1I	Sp	1
						LT	GN		CHL	1I		
						DK	GY		CLY	2I		
						--	BF	RB	OXI	3I	Sp	1
32.00	105.89	73.89	SSS	FG	siliceous siltstone with small weak-strongly calcareous sections, predominantly in altered areas. Fracturing almost only containing calcite infill. Gouge found along several of the larger fracture faces containing strong calcareous content. Weak-strong chlorite and clay alteration throughout interval , strongly altered areas predominantly calcareous. Mineralization mostly found within fractures but some found to be disseminated or in blebs. Unaltered siliceous has light/dark banded texture. Several chlorite alterations showing mottled texture. Sections of weak-moderate oxidation throughout interval, predominantly within calcareous zones.							
						LT	GY	---	OXI	2I	Sp	1
						LT	GN		CHL	3I	Gn	0.01
						LT	BF					
						DK	GY		BLE	2I	Po	0.5
						DK	GN		CLY	3I	Cp	0.01
105.89	106.15	0.26	CSL	FG	section of strongly calcareous siltstone with disseminated chlorite alteration through. Weak to moderate blebby and disseminated mineralization of Gn, Sp, and Py.							
						LT	GY	---	CHL	3I	Gn	1
						DK	GN				Sp	2
											Py	2

From (m)	To (m)	Interval (m)	Rock Type	Grain Size	Description	Shade	Colour	Texture	Alteration	Intensity	Mineral	Conc.
106.15	113.10	6.95	SSS	FG	interval moderately altered with section of calc-silicate alteration. Mineralization found within fractures and disseminated/blebby within bleached sections, predominantly Sp.							
						LT	GY	---	CHL	2I	Sp	2
						LT	GN		CLS	3I		
						DK	GY		BLE	3I	Po	0.5
113.10	138.00	24.90	SSS	FG	heavily fractured and clay altered interval. Sections of gouge throughout interval. Probable skarnified zone. Sections of intense chlorite alteration. Heavy calcite veining throughout, in places brecciating host rock. Calcite veins predominantly randomly oriented and discontinuous and hairline to semi-massive in thickness. Intermittent small sections of unaltered rock. Fine grain euhedral Py found in clay zones. Sulphides found within calcite fractures and weak occurrences of blebby/disseminated with altered zones.							
						LT	GN	XT	CLY	4I	Sp	1
						LT	GY				Po	0.1
						DK	GN		CHL	4I	Py	0.5
						DK	GY					
138.00	140.60	2.60	SSS	FG	interval of intercalated altered and unaltered sections. Alterations include chlorite and bleaching. Localized areas of brecciation with soft chlorite altered matrix. Mineralization only in altered zones being fracture controlled or blebby/disseminated (predominantly within bleached zones). Veining mostly calcite composed. Strongest mineralization in chlorite altered zones, most fractures strongly mineralized in these areas.							
						LT	GY					
						LT	GN		CHL	3I	Po	0.5
						DK	GN	---	BLE	3I	Sp	1
						DK	GY					
140.60	141.35	0.75	SSS	FG	heavily brecciated interval by extensive calcite veining. Matrix predominantly strongly chlorite altered. Clasts 1-10mm in width. Matrix moderately mineralized with fine grained sulphides. Few strongly mineralized 1cm wide calcite veins running through interval.							
						LT	GN				Py	1
						DK	GN	BX	CHL	4I	Sp	3

From (m)	To (m)	Interval (m)	Rock Type	Grain Size	Description	Shade	Colour	Texture	Alteration	Intensity	Mineral	Conc.
											Po	3
											Gn	0.1
141.35	152.20	10.85	SSS	FG	same as interval 138.0-140.60m							
						LT	GY	---	BLE	3I	Sp	2
						LT	GN				Gn	0.01
						DK	GN		CHL	3I	Py	1
						DK	GY				Po	0.5
152.20	152.48	0.28	SSS	FG	strongly mineralized altered section. Mineralization mostly blebby and disseminated with several strongly mineralized fractures running through section.							
						DK	GN	---	CHL	3I	Po	7
						DK	GY				Cp	1
											Py	5
											Sp	5
152.48	165.16	12.68	SSS	FG	interval less altered predominantly being foliated siliceous siltstone with sections of bleaching. Most fractures showing chlorite altered envelopes. Few localized sections of brecciation most likely due to calcite veining. Mineralization mostly fracture controlled with weak occurrences of blebby and disseminated within chlorite alteration.							
						LT	GY		CHL	2I	Sp	0.5
						LT	GN					
						DK	GY	FO	BLE	3I	Po	0.5
						DK	GN					
165.16	172.05	6.89	ICL	FG	interval predominantly calcareous siltstone with sections of siliceous siltstone. Last meter of interval strongly calcareous with large amounts of gouge. Mineralization mostly fracture controlled.							
						LT	GY	---	CLY	2I	Po	1
						DK	GN		CHL	3I	Py	1
						DK	GY					
172.05	185.53	13.48	CHT	FG	heavily fractured maroon chert interval. Fractures both calcite and siliceous. Chlorite alteration around some fractures. Trace fracture controlled sulphide mineralization. Veining causing brecciation of host rock in places.							
						DK	BN	BN	CLY	2I	Po	0.5
									CHL	2I	Py	0.5
											Cp	0.01

From (m)	To (m)	Interval (m)	Rock Type	Grain Size	Description	Shade	Colour	Texture	Alteration	Intensity	Mineral	Conc.
185.53	188.36	2.83	FLR	FG	interval of strong clay alteration and gouge. Interval strongly calcareous. Metallic luster to clay. Possible fault zone.							
						LT	GY	---	CLY	4I	--	0
188.36	190.96	2.60	CSL	FG	interval strongly calcareous and moderately clay altered in sections. Moderate chlorite alteration throughout. Trace disseminated and euhedral Py mineralization sporadic throughout. Small sections of bladed calcite in bands.							
						DK	GY	---	CLY	3I	Py	0.5
						DK	GN		CHL	3I		
190.96	218.81	27.85	SSS	FG	interval of siliceous siltstone with small sections of maroon chert. Predominantly unaltered interval with localized sections of weak-moderate bleaching. Fractures both siliceous and calcite with the larger ones (>5mm) mostly calcite. Several larger calcite fractures (>10mm) moderate-strongly oxidized. Some of the larger calcite fractures have altered the surrounding host rock, in places causing brecciation. Mineralization mostly fracture controlled Po with trace Cp within oriented, unoriented and discontinuous fractures. Weak sulphide mineralization disseminated in dark bands oriented with bedding. Bleached sections hosting higher amounts of fracturing with weak mineralization.							
						LT	GY				Cp	0.5
						DK	BN	BN	BLE	2I	Po	3
						DK	GY				Po	0.5
											Cp	0.1
											Sp	0.1
218.81	219.15	0.34	SSS	FG	strongly mineralized sections of unaltered siliceous siltstone. Mineralization both fracture controlled and disseminated. Fractures calcite composed.							
						DK	GY	---	---	--	Po	30
											Po	10
											Cp	5
219.15	262.98	43.83	SSS	FG	same as interval 190.96-218.81m							
						LT	GY				Cp	0.5
						DK	BN	BN	BLE	2I	Po	3
						DK	GY				Po	2

From (m)	To (m)	Interval (m)	Rock Type	Grain Size	Description	Shade	Colour	Texture	Alteration	Intensity	Mineral	Conc.
262.98	263.98	1.00	SSS	FG	weak-moderately oxidized interval with extensive hairline calcite fracturing.							
						LT	GY	---	OXI	3I	--	0
						LT	OR					
263.98	281.13	17.15	SSS	FG	interval predominantly unaltered siliceous siltstone with trace to weak fracture controlled Po							
						LT	GY				Cp	0.1
						DK	GY	BN	BLE	2I	Po	2
281.13	281.81	0.68	SSS	FG	altered interval leading up to strongly mineralized section. Mineralization all fracture controlled Po/Cp in random cross cutting fractures in places brecciating host rock. Chlorite alteration around larger veinlets and mineralization.							
						LT	GY		CHL	2I	Cp	1
						DK	GN	---	BLE	3I	Po	7
281.81	283.65	1.84	SSS	FG	strongly mineralized interval of moderately bleached siliceous siltstone. Interval begins at oxidized calcite vein oriented at 70 degrees to core axis. Extensive fracturing. *Detailed photo taken							
						LT	GY	---	BLE	3I	Po	15
						DK	GY				Po	5
											Sp	4
											Sp	6
											Gn	5
											Cp	1
283.65	285.43	1.78	SSS	FG	less mineralized interval with several oriented mineralized fractures. Fractures ranging from 1-5mm thick and siliceous in origin.							
						DK	GY	BN	BLE	2I	Po	3
											Sp	0.5
											Gn	0.5
285.43	286.11	0.68	SSS	FG	strongly mineralized interval with semi-massive and fracture controlled mineralization. Semi-massive mineralization in large bands (2-7cm wide) with smaller mineralized fractures in between. Coarse grained galena found in Semi-massive bands with fine grained Po and Sp.							
						LT	GY	BN	BLE	2I	Po	30
						DK	GY				Gn	8
											Sp	10

From (m)	To (m)	Interval (m)	Rock Type	Grain Size	Description	Shade	Colour	Texture	Alteration	Intensity	Mineral	Conc.
286.11	290.00	3.89	SSS	FG	altered interval of moderate mineralization. Sections of bleaching and unaltered siliceous siltstone. Bleached section more heavily fractured, fractures predominantly perpendicular to bedding 1-3mm thick, siliceous and mineralized with sulphides. Mineralized quartz veins oriented at 60 degrees to core axis host most galena mineralization.							
						LT	GY		CHL	2I	Sp	2
						LT	GN				Gn	1
						DK	GY	BN	BLE	3I	Po	5
											Cp	0.1
290.00	326.71	36.71	SSS	FG	interval same as 190.96-218.81m							
						LT	GY					
						DK	BN	BN	BLE	2I	Po	2
						DK	GY				Cp	0.1
326.71	326.95	0.24	FLR	FG	small oxidized/clay altered interval. Sections strongly calcareous. Could be weathered calcite vein or minor fault zone.							
						DK	BN	---	CLY	4I	--	0
						DK	OR		OXI	4I		
326.95	335.18	8.23	SSS	FG	interval same as 190.96-218.81m							
						LT	GY					
						DK	GY	BN	BLE	2I	Po	1
						DK	BN				Cp	0.1
335.18	364.39	29.21	SSS	FG	moderately altered interval with sections of unaltered banded siliceous siltstone. Fractures predominantly siliceous with few large (3-10mm wide) calcite fractures mostly all weathered. Mineralization is predominantly fracture controlled with weak amounts of replacement and mostly in altered (bleached) sections due to heavier fracturing. Weak chlorite alteration around larger veins and few moderately oxidized zones from weathered calcite veining. Disseminated mineralization mostly found in chlorite altered zones.							
						LT	GY	BN	CHL	2I	Po	4
						LT	GN		OXI	1I	Cp	0.5
						DK	GY		BLE	3I	Po	0.1
											Sp	0.5
											Cp	0.05

From (m)	To (m)	Interval (m)	Rock Type	Grain Size	Description	Shade	Colour	Texture	Alteration	Intensity	Mineral	Conc.
364.39	365.54	1.15	SSS	FG	several semi-massive fresh quartz veins moderately mineralized. Veins ranging from 2-8cm wide.							
						LT	PU				Cp	0.1
						DK	GY	---	---	--	Po	2
365.54	385.00	19.46	SSS	FG	moderate to strongly mineralized interval predominantly altered by bleaching with small sections of unaltered banded siliceous siltstone. Altered sections (predominantly bleached) hosting heavier fracturing than unaltered sections. Mineralization mostly in altered sections ranging from fracture controlled, blebby replacement, disseminated, or semi-massive in few sections. Pale green alteration (possible weak chlorite alteration) in places of strong mineralization. Replacement mineralization seen occurring in bands forming blebs sometimes semi-massive usually in areas of pale green alteration. Bands oriented with bedding. Semi-massive predominantly fine grained Po. Fracturing mainly siliceous with minor occurrences of calcite, both moderate to strongly mineralized through interval. Select few places where fracturing has caused brecciation, mineralization formed interstitially within matrix.							
						LT	GN	BN	CHL	2I	Po	3
						LT	GY				Cp	1
						DK	GY		BLE	4I	Po	5
											Sp	1
											Sp	3
											Cp	1
385.00	387.40	2.40	SSS	FG	intensely mineralized interval of predominantly semi-massive mineralization. Several large (1-2cm wide) undulating quartz veins mostly-fully mineralized oriented approx 15 degrees to core axis. Blebby replacement of Sp,Cp,Po throughout with fracture controlled Po,Cp. Sp mineralization occurring mostly in strongly bleached first half of interval.							
						DK	GY	---	BLE	3I	Po	10
						--	BZ		CHL	2I	Po	5
											Po	10
											Sp	10
											Cp	1
											Cp	3

From (m)	To (m)	Interval (m)	Rock Type	Grain Size	Description	Shade	Colour	Texture	Alteration	Intensity	Mineral	Conc.
387.40	444.68	57.28	SSS	FG	same as interval 365.54-385.00m							
						LT	GY		CHL	2I	Po	5
						DK	GY	BN	BLE	4I	Po	2
											Cp	0.5
											Cp	0.5
											Sp	2
											Sp	1
444.68	462.05	17.37	SSS	FG	interval of banded siliceous siltstone with moderate-strongly bleached sections throughout. Many veinlets have chlorite altered envelopes. Trace to weak fracture controlled Po, Cp mineralization throughout increasing towards end of interval. Fractures mostly siliceous with few weathered calcite veinlet.							
						LT	GY		BLE	3I	Cp	0.1
						LT	GN					
						DK	GY	BN	CHL	2I	Po	1
462.05	464.89	2.84	SSS	FG	heavily fractured interval strongly mineralized with Po and weak Cp. Sections of strong chlorite alteration with noticeably more mineralization. Several large (3-8cm) quartz intrusions strongly mineralized with sulphides. Several sections of semi-massive mineralization, most smaller fractures fully mineralized. Disseminated mineralization apparent in chlorite altered sections. As found blebby and exclusively found in section with blebby Cp.							
						LT	GY				Cp	2
						DK	GY				Po	10
						--	BZ	---	CHL	3I	Po	15
											Sp	2
											Cp	1.5
											Cp	1.5
											As	1
464.89	469.73	4.84	SSS	FG	interval predominantly altered with moderate fracture control mineralization. More mineralization within chlorite altered zones. Hairline calcite fracturing throughout interval. Section of weak-moderate oxidation around weathered calcite veins. Siliceous veins near end of interval with moderate medium grained Gn mineralization paired with fine grained Po.							
						LT	GY		CHL	3I	Sp	1
						DK	GN	---	OXI	2I	Po	4

From (m)	To (m)	Interval (m)	Rock Type	Grain Size	Description	Shade	Colour	Texture	Alteration	Intensity	Mineral	Conc.
						DK	GY		BLE	2I	Cp	1
											Gn	0.1
469.73	491.35	21.62	SSS	FG	interval predominantly unaltered siliceous siltstone with localized small sections of strong bleaching in bands with bedding or surrounding discontinuous siliceous fracture infills. Moderate - strong fracture controlled Po mineralization throughout unaltered sections with trace-weak Cp mineralization paired with the Po. Most mineralized fractures randomly oriented and discontinuous. Fractures with bleached envelopes hosting blebby sulphide mineralization some having strong chlorite alteration within.							
						LT	GY				Cp	1
						DK	GY	BN	BLE	3I	Po	6
											Sp	0.5
											Po	1
491.35	491.65	0.30	SSS	MG	small interval at end of hole of dark clay/mud absent of oxidation. Can't see past section so could be possible fault or mud from drill.							
						DK	GY	---	CLY	4I	--	0

From (m)	To (m)	Interval (m)	Rock Type	Recovery (m)	Recovery %	Sample Number	BatchName	Batch Class	Standard	Blank	1/4 Dup	Coarse Dup
0.00	0.00	0.00	-QC-	0.00	0	K286825	12-048		K-4	☐	☐	☐
0.00	0.00	0.00	-QC-	0.00	0	K286900	12-051			☑	☐	☐
0.00	0.00	0.00	-QC-	0.00	0	K286889	12-051			☑	☐	☐
0.00	0.00	0.00	-QC-	0.00	0	K286877	12-051		K-3	☐	☐	☐
0.00	0.00	0.00	-QC-	0.00	0	K286870	12-050		K-3	☐	☐	☐
0.00	0.00	0.00	-QC-	0.00	0	K286859	12-050		K-3	☐	☐	☐
0.00	0.00	0.00	-QC-	0.00	0	K286854	12-050			☑	☐	☐
0.00	0.00	0.00	-QC-	0.00	0	K286732	12-045			☑	☐	☐
0.00	0.00	0.00	-QC-	0.00	0	K286830	12-048			☑	☐	☐
0.00	0.00	0.00	-QC-	0.00	0	K286814	12-048		K-2	☐	☐	☐
0.00	0.00	0.00	-QC-	0.00	0	K286808	12-048			☑	☐	☐
0.00	0.00	0.00	-QC-	0.00	0	K286792	12-046			☑	☐	☐
0.00	0.00	0.00	-QC-	0.00	0	K286788	12-046		K-4	☐	☐	☐
0.00	0.00	0.00	-QC-	0.00	0	K286781	12-046			☑	☐	☐
0.00	0.00	0.00	-QC-	0.00	0	K286770	12-046		K-4	☐	☐	☐
0.00	0.00	0.00	-QC-	0.00	0	K286758	12-045		K-4	☐	☐	☐
0.00	0.00	0.00	-QC-	0.00	0	K286746	12-045			☑	☐	☐
0.00	0.00	0.00	-QC-	0.00	0	K286738	12-045		K-4	☐	☐	☐
0.00	0.00	0.00	-QC-	0.00	0	K286847	12-050			☑	☐	☐
11.00	14.00	3.00	SSS	2.57	86	K286722	12-042			☐	☐	☐
23.00	26.00	3.00	SSS	2.62	87	K286723	12-042			☐	☐	☐
56.00	59.00	3.00	SSS	3.00	100	K286724	12-042			☐	☐	☐
59.00	62.00	3.00	SSS	2.97	99	K286725	12-042			☐	☐	☐
59.00	62.00	3.00	SSS	2.97	99	K286726	12-042			☐	☑	☐
62.00	65.00	3.00	SSS	3.00	100	K286727	12-042			☐	☐	☐
98.00	101.00	3.00	SSS	3.00	100	K286728	12-042			☐	☐	☐
101.00	104.00	3.00	SSS	3.00	100	K286729	12-042			☐	☐	☐

From (m)	To (m)	Interval (m)	Rock Type	Recovery (m)	Recovery %	Sample Number	BatchName	Batch Class	Standard	Blank	1/4 Dup	Coarse Dup
104.00	105.89	1.89	SSS	1.83	97	K286730	12-045			☐	☐	☐
105.89	107.00	1.11	SSS	1.01	91	K286731	12-045			☐	☐	☐
107.00	110.00	3.00	SSS	3.00	100	K286733	12-045			☐	☐	☐
110.00	113.00	3.00	SSS	3.00	100	K286734	12-045			☐	☐	☐
113.00	116.00	3.00	SSS	2.98	99	K286735	12-045			☐	☐	☐
116.00	119.00	3.00	SSS	3.00	100	K286736	12-045			☐	☐	☐
119.00	122.00	3.00	SSS	3.00	100	K286737	12-045			☐	☐	☐
122.00	125.00	3.00	SSS	2.95	98	K286739	12-045			☐	☐	☐
125.00	128.00	3.00	SSS	3.00	100	K286740	12-045			☐	☐	☐
128.00	131.00	3.00	SSS	3.00	100	K286741	12-045			☐	☐	☐
131.00	134.00	3.00	SSS	3.00	100	K286742	12-045			☐	☐	☐
134.00	137.00	3.00	SSS	3.00	100	K286743	12-045			☐	☐	☐
137.00	140.00	3.00	SSS	3.00	100	K286744	12-045			☐	☐	☐
140.00	141.43	1.43	SSS	1.43	100	K286745	12-045			☐	☐	☐
141.43	143.00	1.57	SSS	1.57	100	K286747	12-045			☐	☐	☐
143.00	146.00	3.00	SSS	2.98	99	K286748	12-045			☐	☐	☐
146.00	149.00	3.00	SSS	2.98	99	K286749	12-045			☐	☐	☐
149.00	152.00	3.00	SSS	3.00	100	K286750	12-045			☐	☐	☐
152.00	153.00	1.00	SSS	1.00	100	K286751	12-045			☐	☐	☐
153.00	155.00	2.00	SSS	1.96	98	K286752	12-045			☐	☐	☐
153.00	155.00	2.00	SSS	1.96	98	K286753	12-045			☐	☐	☑
155.00	158.00	3.00	SSS	3.00	100	K286754	12-045			☐	☐	☐
158.00	161.00	3.00	SSS	2.95	98	K286755	12-045			☐	☐	☐
161.00	164.00	3.00	SSS	2.97	99	K286756	12-045			☐	☐	☐
164.00	167.00	3.00	SSS	2.54	85	K286757	12-045			☐	☐	☐
167.00	170.00	3.00	SSS	2.85	95	K286759	12-045			☐	☐	☐
170.00	171.35	1.35	SSS	1.35	100	K286760	12-045			☐	☐	☐
171.35	173.00	1.65	SSS	1.65	100	K286761	12-045			☐	☐	☐
173.00	176.00	3.00	SSS	3.00	100	K286762	12-045			☐	☐	☐

From (m)	To (m)	Interval (m)	Rock Type	Recovery (m)	Recovery %	Sample Number	BatchName	Batch Class	Standard	Blank	1/4 Dup	Coarse Dup
176.00	179.00	3.00	SSS	3.00	100	K286763	12-045			☐	☐	☐
176.00	179.00	3.00	SSS	3.00	100	K286764	12-045			☐	☑	☐
179.00	182.00	3.00	SSS	3.00	100	K286765	12-045			☐	☐	☐
182.00	185.00	3.00	SSS	3.00	100	K286766	12-046			☐	☐	☐
185.00	188.00	3.00	SSS	2.86	95	K286767	12-046			☐	☐	☐
188.00	191.00	3.00	SSS	3.00	100	K286768	12-046			☐	☐	☐
191.00	194.00	3.00	SSS	3.00	100	K286769	12-046			☐	☐	☐
194.00	197.00	3.00	SSS	3.00	100	K286771	12-046			☐	☐	☐
197.00	200.00	3.00	SSS	3.00	100	K286772	12-046			☐	☐	☐
200.00	203.00	3.00	SSS	2.96	99	K286773	12-046			☐	☐	☐
203.00	206.00	3.00	SSS	3.00	100	K286774	12-046			☐	☐	☐
206.00	209.00	3.00	SSS	3.00	100	K286775	12-046			☐	☐	☐
206.00	209.00	3.00	SSS	3.00	100	K286776	12-046			☐	☐	☑
209.00	212.00	3.00	SSS	2.88	96	K286777	12-046			☐	☐	☐
212.00	215.00	3.00	SSS	3.00	100	K286778	12-046			☐	☐	☐
215.00	218.00	3.00	SSS	3.00	100	K286779	12-046			☐	☐	☐
218.00	219.49	1.49	SSS	1.46	98	K286780	12-046			☐	☐	☐
219.49	221.00	1.51	SSS	1.51	100	K286782	12-046			☐	☐	☐
221.00	224.00	3.00	SSS	3.00	100	K286783	12-046			☐	☐	☐
224.00	227.00	3.00	SSS	3.00	100	K286784	12-046			☐	☐	☐
227.00	230.00	3.00	SSS	3.00	100	K286785	12-046			☐	☐	☐
230.00	233.00	3.00	SSS	2.96	99	K286786	12-046			☐	☐	☐
233.00	236.00	3.00	SSS	2.98	99	K286787	12-046			☐	☐	☐
236.00	239.00	3.00	SSS	3.00	100	K286789	12-046			☐	☐	☐
239.00	242.00	3.00	SSS	3.00	100	K286790	12-046			☐	☐	☐
242.00	245.00	3.00	SSS	2.96	99	K286791	12-046			☐	☐	☐
245.00	248.00	3.00	SSS	2.98	99	K286793	12-046			☐	☐	☐
248.00	251.00	3.00	SSS	3.00	100	K286794	12-046			☐	☐	☐
251.00	254.00	3.00	SSS	2.98	99	K286795	12-046			☐	☐	☐

From (m)	To (m)	Interval (m)	Rock Type	Recovery (m)	Recovery %	Sample Number	BatchName	Batch Class	Standard	Blank	1/4 Dup	Coarse Dup
251.00	254.00	3.00	SSS	2.98	99	K286796	12-046			☐	☑	☐
254.00	257.00	3.00	SSS	3.00	100	K286797	12-046			☐	☐	☐
257.00	260.00	3.00	SSS	2.95	98	K286798	12-046			☐	☐	☐
260.00	263.00	3.00	SSS	2.93	98	K286799	12-046			☐	☐	☐
263.00	266.00	3.00	SSS	2.96	99	K286800	12-046			☐	☐	☐
266.00	269.00	3.00	SSS	3.00	100	K286801	12-046			☐	☐	☐
269.00	272.00	3.00	SSS	3.00	100	K286802	12-048			☐	☐	☐
272.00	275.00	3.00	SSS	3.00	100	K286803	12-048			☐	☐	☐
275.00	278.00	3.00	SSS	3.00	100	K286804	12-048			☐	☐	☐
278.00	280.73	2.73	SSS	2.71	99	K286805	12-048			☐	☐	☐
280.73	281.83	1.10	SSS	1.09	99	K286806	12-048			☐	☐	☐
281.83	283.56	1.73	SSS	1.73	100	K286807	12-048			☐	☐	☐
283.56	285.25	1.69	SSS	1.69	100	K286809	12-048			☐	☐	☐
285.25	286.27	1.02	SSS	1.01	99	K286810	12-048			☐	☐	☐
286.27	288.87	2.60	SSS	2.53	97	K286811	12-048			☐	☐	☐
288.87	290.00	1.13	SSS	1.13	100	K286812	12-048			☐	☐	☐
290.00	293.00	3.00	SSS	3.00	100	K286813	12-048			☐	☐	☐
293.00	296.00	3.00	SSS	3.00	100	K286815	12-048			☐	☐	☐
296.00	299.00	3.00	SSS	2.99	100	K286816	12-048			☐	☐	☐
299.00	302.00	3.00	SSS	3.00	100	K286817	12-048			☐	☐	☐
302.00	305.00	3.00	SSS	2.98	99	K286818	12-048			☐	☐	☐
305.00	308.00	3.00	SSS	3.00	100	K286819	12-048			☐	☐	☐
305.00	308.00	3.00	SSS	3.00	100	K286820	12-048			☐	☐	☑
308.00	311.00	3.00	SSS	2.76	92	K286821	12-048			☐	☐	☐
311.00	314.00	3.00	SSS	2.86	95	K286822	12-048			☐	☐	☐
314.00	317.00	3.00	SSS	3.00	100	K286823	12-048			☐	☐	☐
317.00	320.00	3.00	SSS	3.00	100	K286824	12-048			☐	☐	☐
320.00	323.00	3.00	SSS	3.00	100	K286826	12-048			☐	☐	☐
323.00	326.00	3.00	SSS	3.00	100	K286827	12-048			☐	☐	☐

From (m)	To (m)	Interval (m)	Rock Type	Recovery (m)	Recovery %	Sample Number	BatchName	Batch Class	Standard	Blank	1/4 Dup	Coarse Dup
326.00	329.00	3.00	SSS	3.00	100	K286828	12-048			☐	☐	☐
329.00	332.00	3.00	SSS	3.00	100	K286829	12-048			☐	☐	☐
332.00	335.00	3.00	SSS	2.96	99	K286831	12-048			☐	☐	☐
335.00	338.00	3.00	SSS	3.00	100	K286832	12-048			☐	☐	☐
338.00	341.00	3.00	SSS	3.00	100	K286833	12-048			☐	☐	☐
341.00	344.00	3.00	SSS	3.00	100	K286834	12-048			☐	☐	☐
344.00	347.00	3.00	SSS	3.00	100	K286835	12-048			☐	☐	☐
344.00	347.00	3.00	SSS	3.00	100	K286836	12-048			☐	☑	☐
347.00	350.00	3.00	SSS	3.00	100	K286837	12-048			☐	☐	☐
350.00	353.00	3.00	SSS	2.96	99	K286838	12-050			☐	☐	☐
353.00	356.00	3.00	SSS	2.95	98	K286839	12-050			☐	☐	☐
356.00	359.00	3.00	SSS	2.95	98	K286840	12-050			☐	☐	☐
359.00	362.00	3.00	SSS	2.98	99	K286841	12-050			☐	☐	☐
362.00	365.00	3.00	SSS	2.94	98	K286842	12-050			☐	☐	☐
362.00	365.00	3.00	SSS	2.94	98	K286843	12-050			☐	☑	☐
365.00	368.00	3.00	SSS	3.00	100	K286844	12-050			☐	☐	☐
368.00	371.00	3.00	SSS	3.00	100	K286845	12-050			☐	☐	☐
371.00	374.00	3.00	SSS	3.00	100	K286846	12-050			☐	☐	☐
374.00	377.00	3.00	SSS	3.00	100	K286848	12-050			☐	☐	☐
377.00	380.00	3.00	SSS	3.00	100	K286849	12-050			☐	☐	☐
380.00	383.00	3.00	SSS	3.00	100	K286850	12-050			☐	☐	☐
383.00	385.00	2.00	SSS	2.00	100	K286851	12-050			☐	☐	☐
385.00	386.00	1.00	SSS	1.00	100	K286852	12-050			☐	☐	☐
386.00	387.39	1.39	SSS	1.39	100	K286853	12-050			☐	☐	☐
387.39	389.00	1.61	SSS	1.56	97	K286855	12-050			☐	☐	☐
389.00	392.00	3.00	SSS	3.00	100	K286856	12-050			☐	☐	☐
392.00	395.00	3.00	SSS	3.00	100	K286857	12-050			☐	☐	☐
395.00	398.00	3.00	SSS	3.00	100	K286858	12-050			☐	☐	☐
398.00	401.00	3.00	SSS	3.00	100	K286860	12-050			☐	☐	☐

From (m)	To (m)	Interval (m)	Rock Type	Recovery (m)	Recovery %	Sample Number	BatchName	Batch Class	Standard	Blank	1/4 Dup	Coarse Dup
401.00	404.00	3.00	SSS	2.96	99	K286861	12-050			☐	☐	☐
404.00	407.00	3.00	SSS	3.00	100	K286862	12-050			☐	☐	☐
407.00	408.00	1.00	SSS	1.00	100	K286863	12-050			☐	☐	☐
408.00	410.00	2.00	SSS	2.00	100	K286864	12-050			☐	☐	☐
408.00	410.00	2.00	SSS	2.00	100	K286865	12-050			☐	☐	☑
410.00	413.00	3.00	SSS	2.94	98	K286866	12-050			☐	☐	☐
413.00	416.00	3.00	SSS	3.00	100	K286867	12-050			☐	☐	☐
416.00	419.00	3.00	SSS	3.00	100	K286868	12-050			☐	☐	☐
419.00	422.00	3.00	SSS	3.00	100	K286869	12-050			☐	☐	☐
422.00	425.00	3.00	SSS	3.00	100	K286871	12-050			☐	☐	☐
425.00	428.00	3.00	SSS	2.97	99	K286872	12-050			☐	☐	☐
428.00	431.00	3.00	SSS	3.00	100	K286873	12-050			☐	☐	☐
431.00	434.00	3.00	SSS	2.94	98	K286874	12-051			☐	☐	☐
434.00	437.00	3.00	SSS	2.95	98	K286875	12-051			☐	☐	☐
437.00	440.00	3.00	SSS	3.00	100	K286876	12-051			☐	☐	☐
440.00	441.10	1.10	SSS	1.10	100	K286878	12-051			☐	☐	☐
441.10	443.00	1.90	SSS	1.90	100	K286879	12-051			☐	☐	☐
443.00	446.00	3.00	SSS	2.96	99	K286880	12-051			☐	☐	☐
446.00	449.00	3.00	SSS	2.96	99	K286881	12-051			☐	☐	☐
449.00	452.00	3.00	SSS	3.00	100	K286882	12-051			☐	☐	☐
452.00	455.00	3.00	SSS	2.63	88	K286883	12-051			☐	☐	☐
455.00	458.00	3.00	SSS	3.00	100	K286884	12-051			☐	☐	☐
455.00	458.00	3.00	SSS	3.00	100	K286885	12-051			☐	☐	☑
458.00	461.00	3.00	SSS	2.85	95	K286886	12-051			☐	☐	☐
461.00	462.00	1.00	SSS	1.00	100	K286887	12-051			☐	☐	☐
462.00	464.89	2.89	SSS	2.84	98	K286888	12-051			☐	☐	☐
464.89	467.00	2.11	SSS	2.08	99	K286890	12-051			☐	☐	☐
467.00	470.00	3.00	SSS	2.96	99	K286891	12-051			☐	☐	☐
470.00	473.00	3.00	SSS	3.00	100	K286892	12-051			☐	☐	☐

From (m)	To (m)	Interval (m)	Rock Type	Recovery (m)	Recovery %	Sample Number	BatchName	Batch Class	Standard	Blank	1/4 Dup	Coarse Dup
473.00	476.00	3.00	SSS	2.84	95	K286893	12-051			☐	☐	☐
476.00	479.00	3.00	SSS	3.00	100	K286894	12-051			☐	☐	☐
476.00	479.00	3.00	SSS	3.00	100	K286895	12-051			☐	☑	☐
479.00	482.00	3.00	SSS	3.00	100	K286896	12-051			☐	☐	☐
482.00	485.00	3.00	SSS	3.00	100	K286897	12-051			☐	☐	☐
485.00	488.00	3.00	SSS	3.00	100	K286898	12-051			☐	☐	☐
488.00	491.00	3.00	SSS	3.00	100	K286899	12-051			☐	☐	☐
491.00	491.65	0.65	SSS	0.65	100	K286901	12-051			☐	☐	☐

From (m)	To (m)	Interval (m)	Recovery (m)	Recovery %	RQD	RQD %	Reactivity	Hardness	Weathering	Comments
0.00	5.62	5.62	0	0	0.00	0	0R	--	--	Overburden.
5.62	8.00	2.38	2.38	100	2.03	85	1R	2H	4W	
8.00	11.00	3.00	2.56	85	0.00	0	1R	2H	4W	
11.00	14.00	3.00	2.57	86	0.15	5	0R	2H	4W	
14.00	17.00	3.00	2.89	96	0.14	5	1R	2H	4W	
17.00	20.00	3.00	2.57	86	0.53	18	0R	2H	4W	
20.00	23.00	3.00	3	100	1.58	53	1R	2H	3W	
23.00	26.00	3.00	2.62	87	0.39	13	3R	2H	4W	
26.00	29.00	3.00	2.89	96	0.00	0	3R	2H	3W	
29.00	32.00	3.00	2.91	97	0.12	4	3R	2H	3W	
32.00	35.00	3.00	3	100	0.73	24	0R	3H	3W	
35.00	38.00	3.00	3	100	0.83	28	0R	3H	2W	
38.00	41.00	3.00	3	100	1.04	35	0R	2H	2W	
41.00	44.00	3.00	2.96	99	0.42	14	3R	2H	3W	
44.00	47.00	3.00	2.14	71	0.36	12	3R	2H	4W	
47.00	50.00	3.00	2.9	97	0.49	16	3R	2H	4W	
50.00	53.00	3.00	3	100	1.33	44	1R	3H	2W	
53.00	56.00	3.00	3	100	1.32	44	3R	3H	2W	
56.00	59.00	3.00	3	100	1.37	46	0R	3H	3W	
59.00	62.00	3.00	2.97	99	1.11	37	0R	3H	3W	
62.00	65.00	3.00	3	100	0.00	0	0R	3H	3W	
65.00	68.00	3.00	3	100	1.16	39	1R	3H	3W	
68.00	71.00	3.00	2.88	96	0.65	22	0R	3H	2W	
71.00	74.00	3.00	3	100	0.90	30	0R	3H	2W	
74.00	77.00	3.00	2.98	99	0.57	19	1R	3H	3W	
77.00	80.00	3.00	3	100	1.02	34	3R	2H	4W	
80.00	83.00	3.00	3	100	1.07	36	3R	3H	2W	
83.00	86.00	3.00	3	100	1.75	58	1R	3H	3W	
86.00	89.00	3.00	2.94	98	1.30	43	0R	3H	2W	

From (m)	To (m)	Interval (m)	Recovery (m)	Recovery %	RQD	RQD %	Reactivity	Hardness	Weathering	Comments
89.00	92.00	3.00	3	100	1.35	45	0R	3H	2W	
92.00	95.00	3.00	3	100	1.46	49	0R	3H	2W	
95.00	98.00	3.00	3	100	1.87	62	1R	3H	2W	
98.00	101.00	3.00	3	100	1.55	52	0R	3H	2W	
101.00	104.00	3.00	3	100	2.06	69	1R	3H	2W	
104.00	107.00	3.00	3	100	0.86	29	3R	3H	2W	
107.00	110.00	3.00	3	100	1.42	47	3R	3H	2W	
110.00	113.00	3.00	3	100	0.65	22	0R	2H	4W	
113.00	116.00	3.00	2.98	99	0.66	22	0R	2H	4W	
116.00	119.00	3.00	3	100	0.59	20	0R	3H	3W	
119.00	122.00	3.00	3	100	0.72	24	1R	2H	3W	
122.00	125.00	3.00	2.95	98	0.00	0	1R	2H	4W	
125.00	128.00	3.00	3	100	0.74	25	1R	2H	4W	
128.00	131.00	3.00	3	100	0.46	15	1R	2H	4W	
131.00	134.00	3.00	3	100	0.00	0	0R	2H	4W	
134.00	137.00	3.00	3	100	0.18	6	1R	2H	4W	
137.00	140.00	3.00	3	100	0.88	29	0R	2H	4W	
140.00	143.00	3.00	3	100	1.87	62	0R	2H	1W	
143.00	146.00	3.00	2.98	99	1.91	64	0R	3H	1W	
146.00	149.00	3.00	2.98	99	1.88	63	0R	4H	2W	
149.00	152.00	3.00	3	100	1.99	66	0R	3H	2W	
152.00	155.00	3.00	3	100	2.10	70	0R	3H	3W	
155.00	158.00	3.00	3	100	2.06	69	0R	3H	2W	
158.00	161.00	3.00	2.95	98	1.74	58	0R	3H	2W	
161.00	164.00	3.00	2.97	99	0.84	28	0R	3H	2W	
164.00	167.00	3.00	2.54	85	0.43	14	3R	2H	3W	
167.00	170.00	3.00	2.85	95	0.33	11	3R	2H	3W	
170.00	173.00	3.00	3	100	1.38	46	3R	2H	3W	
173.00	176.00	3.00	3	100	1.58	53	0R	2H	2W	
176.00	179.00	3.00	3	100	2.20	73	0R	3H	2W	
179.00	182.00	3.00	3	100	2.03	68	0R	3H	2W	

From (m)	To (m)	Interval (m)	Recovery (m)	Recovery %	RQD	RQD %	Reactivity	Hardness	Weathering	Comments
182.00	185.00	3.00	3	100	1.11	37	0R	2H	2W	
185.00	188.00	3.00	2.86	95	0.00	0	3R	1H	5W	
188.00	191.00	3.00	3	100	1.10	37	3R	2H	2W	
191.00	194.00	3.00	3	100	0.45	15	0R	3H	3W	
194.00	197.00	3.00	3	100	1.76	59	0R	3H	2W	
197.00	200.00	3.00	3	100	1.77	59	0R	3H	2W	
200.00	203.00	3.00	2.96	99	2.04	68	0R	3H	2W	
203.00	206.00	3.00	3	100	1.99	66	0R	3H	2W	
206.00	209.00	3.00	3	100	2.14	71	0R	4H	2W	
209.00	212.00	3.00	2.88	96	2.19	73	0R	3H	2W	
212.00	215.00	3.00	3	100	2.13	71	0R	3H	2W	
215.00	218.00	3.00	3	100	1.38	46	0R	3H	2W	
218.00	221.00	3.00	3	100	1.35	45	0R	2H	3W	
221.00	224.00	3.00	3	100	1.70	57	0R	3H	3W	
224.00	227.00	3.00	3	100	2.28	76	0R	3H	2W	
227.00	230.00	3.00	3	100	1.99	66	0R	3H	2W	
230.00	233.00	3.00	2.96	99	1.97	66	0R	3H	2W	
233.00	236.00	3.00	2.98	99	2.34	78	0R	3H	1W	
236.00	239.00	3.00	3	100	2.07	69	0R	3H	2W	
239.00	242.00	3.00	3	100	2.74	91	0R	3H	1W	
242.00	245.00	3.00	2.96	99	2.06	69	0R	3H	2W	
245.00	248.00	3.00	2.98	99	1.98	66	0R	3H	1W	
248.00	251.00	3.00	3	100	2.70	90	0R	3H	2W	
251.00	254.00	3.00	2.98	99	2.45	82	0R	3H	2W	
254.00	257.00	3.00	3	100	2.40	80	0R	4H	2W	
257.00	260.00	3.00	2.95	98	1.76	59	0R	3H	2W	
260.00	263.00	3.00	2.93	98	2.40	80	0R	3H	2W	
263.00	266.00	3.00	2.96	99	2.17	72	0R	3H	3W	
266.00	269.00	3.00	3	100	1.88	63	0R	4H	3W	
269.00	272.00	3.00	3	100	2.47	82	0R	3H	2W	
272.00	275.00	3.00	3	100	2.49	83	0R	3H	1W	

From (m)	To (m)	Interval (m)	Recovery (m)	Recovery %	RQD	RQD %	Reactivity	Hardness	Weathering	Comments
275.00	278.00	3.00	3	100	2.20	73	0R	3H	1W	
278.00	281.00	3.00	3	100	2.02	67	0R	3H	3W	
281.00	284.00	3.00	3	100	2.44	81	0R	4H	2W	
284.00	287.00	3.00	2.92	97	2.30	77	0R	3H	1W	
287.00	290.00	3.00	3	100	2.45	82	0R	4H	2W	
290.00	293.00	3.00	3	100	2.45	82	0R	3H	3W	
293.00	296.00	3.00	3	100	2.51	84	0R	3H	2W	
296.00	299.00	3.00	2.99	100	2.60	87	0R	3H	3W	
299.00	302.00	3.00	3	100	1.97	66	0R	3H	3W	
302.00	305.00	3.00	2.98	99	2.01	67	0R	3H	2W	
305.00	308.00	3.00	3	100	1.74	58	0R	3H	3W	
308.00	311.00	3.00	2.76	92	2.23	74	0R	4H	2W	
311.00	314.00	3.00	2.86	95	2.41	80	0R	3H	2W	
314.00	317.00	3.00	3	100	2.10	70	0R	4H	2W	
317.00	320.00	3.00	3	100	2.22	74	0R	3H	2W	
320.00	323.00	3.00	3	100	1.99	66	0R	3H	2W	
323.00	326.00	3.00	3	100	1.55	52	0R	3H	2W	
326.00	329.00	3.00	3	100	1.73	58	0R	3H	3W	
329.00	332.00	3.00	3	100	2.06	69	0R	4H	2W	
332.00	335.00	3.00	2.96	99	1.68	56	0R	3H	2W	
335.00	338.00	3.00	3	100	1.38	46	0R	3H	3W	
338.00	341.00	3.00	3	100	2.75	92	0R	3H	2W	
341.00	344.00	3.00	3	100	0.57	19	0R	3H	3W	
344.00	347.00	3.00	3	100	2.02	67	0R	3H	2W	
347.00	350.00	3.00	3	100	2.77	92	0R	3H	2W	
350.00	353.00	3.00	2.96	99	2.75	92	0R	3H	2W	
353.00	356.00	3.00	2.95	98	2.22	74	0R	3H	2W	
356.00	359.00	3.00	2.95	98	2.35	78	0R	3H	2W	
359.00	362.00	3.00	2.98	99	1.13	38	0R	4H	2W	
362.00	365.00	3.00	2.94	98	2.88	96	0R	3H	1W	
365.00	368.00	3.00	3	100	2.65	88	0R	4H	1W	

From (m)	To (m)	Interval (m)	Recovery (m)	Recovery %	RQD	RQD %	Reactivity	Hardness	Weathering	Comments
368.00	371.00	3.00	3	100	2.35	78	0R	4H	2W	
371.00	374.00	3.00	3	100	2.63	88	0R	3H	1W	
374.00	377.00	3.00	3	100	2.67	89	0R	4H	1W	
377.00	380.00	3.00	3	100	2.77	92	0R	4H	1W	
380.00	383.00	3.00	3	100	2.81	94	0R	3H	1W	
383.00	386.00	3.00	3	100	2.76	92	0R	4H	1W	
386.00	389.00	3.00	2.94	98	2.78	93	0R	4H	1W	
389.00	392.00	3.00	3	100	2.47	82	0R	4H	1W	
392.00	395.00	3.00	3	100	2.74	91	0R	4H	1W	
395.00	398.00	3.00	3	100	2.66	89	0R	4H	1W	
398.00	401.00	3.00	3	100	2.54	85	0R	4H	2W	
401.00	404.00	3.00	2.96	99	2.31	77	0R	4H	1W	
404.00	407.00	3.00	3	100	2.54	85	0R	3H	2W	
407.00	410.00	3.00	3	100	2.46	82	0R	4H	2W	
410.00	413.00	3.00	2.94	98	2.42	81	0R	4H	2W	
413.00	416.00	3.00	3	100	2.33	78	0R	4H	2W	
416.00	419.00	3.00	3	100	2.15	72	0R	4H	2W	
419.00	422.00	3.00	3	100	2.87	96	0R	4H	2W	
422.00	425.00	3.00	3	100	2.80	93	0R	4H	1W	
425.00	428.00	3.00	2.97	99	2.67	89	0R	4H	1W	
428.00	431.00	3.00	3	100	2.86	95	0R	4H	2W	
431.00	434.00	3.00	2.94	98	2.39	80	0R	4H	2W	
434.00	437.00	3.00	2.95	98	2.69	90	0R	4H	2W	
437.00	440.00	3.00	3	100	2.63	88	0R	4H	2W	
440.00	443.00	3.00	3	100	1.84	61	0R	4H	3W	
443.00	446.00	3.00	2.96	99	2.35	78	0R	4H	3W	
446.00	449.00	3.00	2.96	99	1.16	39	0R	2H	3W	
449.00	452.00	3.00	3	100	2.31	77	0R	4H	1W	
452.00	455.00	3.00	2.63	88	1.33	44	0R	4H	2W	
455.00	458.00	3.00	3	100	1.36	45	0R	4H	2W	
458.00	461.00	3.00	2.85	95	1.06	35	0R	4H	3W	

From (m)	To (m)	Interval (m)	Recovery (m)	Recovery %	RQD	RQD %	Reactivity	Hardness	Weathering	Comments
461.00	464.00	3.00	2.98	99	2.06	69	0R	4H	3W	
464.00	467.00	3.00	2.89	96	1.07	36	0R	2H	3W	
467.00	470.00	3.00	2.96	99	2.01	67	0R	3H	2W	
470.00	473.00	3.00	3	100	2.62	87	0R	4H	2W	
473.00	476.00	3.00	2.84	95	1.63	54	0R	4H	2W	
476.00	479.00	3.00	3	100	2.14	71	0R	4H	1W	
479.00	482.00	3.00	3	100	2.68	89	0R	4H	1W	
482.00	485.00	3.00	2.99	100	2.55	85	0R	3H	2W	
485.00	488.00	3.00	2.95	98	2.55	85	0R	4H	1W	
488.00	491.00	3.00	3	100	2.41	80	0R	4H	2W	
491.00	491.65	0.65	0.65	100	0.24	37	0R	4H	4W	Half of interval competent, half gauge (potential cuttings from above).

Depth (m)	Magnetic Susceptibility	Rock Type	Comments
1	0	CAS	Unmeasurable until meter 10 due to rubble.
10	1.28	SSS	
11	0	SSS	
12	1.31	SSS	
13	0.32	SSS	
14	0	SSS	
15	0	SSS	
16	0	SSS	
17	0.34	SSS	
18	0.34	SSS	
19	0.14	SSS	
20	0.03	SSS	
21	0.65	SSS	
22	0.44	SSS	
23	0.14	SSS	
24	0.33	SSS	
25	0.31	SSS	
26	0.19	SSS	
27	0.41	SSS	
28	0.34	SSS	
29	0.21	SSS	
30	0.15	SSS	
31	0.28	SSS	
32	0.25	SSS	
33	0.54	SSS	
34	0.21	SSS	
35	0.27	SSS	
36	0.41	SSS	

Depth (m)	Magnetic Susceptibility	Unit	Comments
37	0.18	SSS	
38	0.91	SSS	
39	0.21	SSS	
40	0.07	SSS	
41	0.31	SSS	
42	34	SSS	
43	0.56	SSS	
44	0.24	SSS	
45	2.35	SSS	
46	0	SSS	
47	0.35	SSS	
48	0.1	SSS	
49	0.19	SSS	
50	0.86	SSS	
51	0.25	SSS	
52	0.37	SSS	
53	0.17	SSS	
54	0.04	SSS	
55	2.8	SSS	
56	0.84	SSS	
57	1.12	SSS	
58	0.19	SSS	
59	0.51	SSS	
60	1.54	SSS	
61	2.1	SSS	
62	1.65	SSS	
63	4.21	SSS	
64	0.42	SSS	
65	0.13	SSS	

Depth (m)	Magnetic Susceptibility	Rock Type	Comments
66	0.58	SSS	
67	0.41	SSS	
68	0.87	SSS	
69	1.24	SSS	
70	1.56	SSS	
71	0.97	SSS	
72	0.35	SSS	
73	0.77	SSS	
74	0.46	SSS	
75	2.06	SSS	
76	0.9	SSS	
77	0.1	SSS	
78	0.1	SSS	
79	0.12	SSS	
80	0.13	SSS	
81	0.4	SSS	
82	0.21	SSS	
83	0.46	SSS	
84	0.67	SSS	
85	1.08	SSS	
86	0.36	SSS	
87	0.89	SSS	
88	0.46	SSS	
89	0.46	SSS	
90	0.78	SSS	
91	0.48	SSS	
92	0.51	SSS	
93	0.51	SSS	
94	1.85	SSS	
95	1.4	SSS	
96	1.55	SSS	

Depth (m)	Magnetic Susceptibility	Unit	Comments
97	0.35	SSS	
98	0.13	SSS	
99	0.77	SSS	
100	0.4	SSS	
101	1.58	SSS	
102	2.17	SSS	
103	0.62	SSS	
104	1.26	SSS	
105	0.73	SSS	
106	2.29	SSS	
107	0.6	SSS	
108	3.34	SSS	
109	1.71	SSS	
110	2.91	SSS	
111	0.69	SSS	
112	3.18	SSS	
113	1.37	SSS	
114	3.18	SSS	
115	0.96	SSS	
116	0.33	SSS	
117	0.69	SSS	
118	0.17	SSS	
119	1.68	SSS	
120	0.28	SSS	
121	0.06	SSS	
122	1.1	SSS	
123	0.8	SSS	
124	0.48	SSS	
125	0.14	SSS	
126	0.04	SSS	
127	0.6	SSS	

Depth (m)	Magnetic Susceptibility	Rock Type	Comments
128	0.2	SSS	
129	0.14	SSS	
130	0	SSS	
131	0.15	SSS	
132	0.38	SSS	
133	0.68	SSS	
134	3.26	SSS	
135	2.66	SSS	
136	0.35	SSS	
137	2.21	SSS	
138	0.4	SSS	
139	2.57	SSS	
140	0.9	SSS	
141	0.31	SSS	
142	2.68	SSS	
143	2.5	SSS	
144	4.26	SSS	
145	1.76	SSS	
146	0.43	SSS	
147	1.09	SSS	
148	1.94	SSS	
149	0.49	SSS	
150	2.66	SSS	
151	0.97	SSS	
152	1.07	SSS	
153	3.21	SSS	
154	2.45	SSS	
155	2.57	SSS	
156	4.24	SSS	
157	1.19	SSS	
158	2.85	SSS	

Depth (m)	Magnetic Susceptibility	Unit	Comments
159	1.2	SSS	
160	2.27	SSS	
161	1.87	SSS	
162	1.39	SSS	
163	1.97	SSS	
164	0.45	SSS	
165	3.02	SSS	
166	0.71	SSS	
167	28.47	SSS	
168	1.76	SSS	
169	2.46	SSS	
170	1.58	SSS	
171	0.94	SSS	
172	2.69	SSS	
173	0.21	SSS	
174	0.93	SSS	
175	0.24	SSS	
176	0.41	SSS	
177	0.35	SSS	
178	2	SSS	
179	1.49	SSS	
180	0.48	SSS	
181	4	SSS	
182	1.42	SSS	
183	5.25	SSS	
184	0.92	SSS	
185	0	SSS	
186	0.19	SSS	
187	0.33	SSS	
188	0.09	SSS	
189	0.64	SSS	

Depth (m)	Magnetic Susceptibility	Rock Type	Comments
190	3.08	SSS	
191	2.27	SSS	
192	3.03	SSS	
193	2.79	SSS	
194	4.58	SSS	
195	5.16	SSS	
196	1.46	SSS	
197	0.49	SSS	
198	2.06	SSS	
199	3.05	SSS	
200	4.58	SSS	
201	4.29	SSS	
202	3.92	SSS	
203	3.01	SSS	
204	1.66	SSS	
205	2.82	SSS	
206	2.4	SSS	
207	1.96	SSS	
208	3.12	SSS	
209	3.6	SSS	
210	2.91	SSS	
211	1.37	SSS	
212	1.32	SSS	
213	4.62	SSS	
214	2.34	SSS	
215	3.16	SSS	
216	5.92	SSS	
217	3.46	SSS	
218	2.49	SSS	
219	3.74	SSS	
220	3.27	SSS	

Depth (m)	Magnetic Susceptibility	Unit	Comments
221	2.98	SSS	
222	0.87	SSS	
223	9.08	SSS	
224	8.23	SSS	
225	2.53	SSS	
226	1.41	SSS	
227	3.25	SSS	
228	1.58	SSS	
229	2.3	SSS	
230	3.25	SSS	
231	5.45	SSS	
232	7.25	SSS	
233	5.8	SSS	
234	4.78	SSS	
235	3.57	SSS	
236	3.07	SSS	
237	1.63	SSS	
238	3.32	SSS	
239	3.2	SSS	
240	4.12	SSS	
241	3.69	SSS	
242	1.3	SSS	
243	1.65	SSS	
244	0.99	SSS	
245	1.56	SSS	
246	2.01	SSS	
247	1.97	SSS	
248	2.75	SSS	
249	2.71	SSS	
250	3.3	SSS	
251	3.99	SSS	

Depth (m)	Magnetic Susceptibility	Rock Type	Comments
252	1.42	SSS	
253	4.65	SSS	
254	5.31	SSS	
255	7.67	SSS	
256	2.48	SSS	
257	1.53	SSS	
258	4.7	SSS	
259	1.52	SSS	
260	3.45	SSS	
261	3.87	SSS	
262	7.23	SSS	
263	0.41	SSS	
264	9.24	SSS	
265	2	SSS	
266	3.05	SSS	
267	1.15	SSS	
268	3.78	SSS	
269	2.04	SSS	
270	2.96	SSS	
271	2.29	SSS	
272	0.89	SSS	
273	3	SSS	
274	3.65	SSS	
275	3.69	SSS	
276	0.75	SSS	
277	2.2	SSS	
278	2.71	SSS	
279	1.37	SSS	
280	4.19	SSS	
281	4.01	SSS	
282	14.66	SSS	

Depth (m)	Magnetic Susceptibility	Unit	Comments
283	13.48	SSS	
284	2.85	SSS	
285	1.05	SSS	
286	5.17	SSS	
287	10.49	SSS	
288	8.39	SSS	
289	2.88	SSS	
290	0.95	SSS	
291	0.68	SSS	
292	2.28	SSS	
293	2.14	SSS	
294	1.77	SSS	
295	1.62	SSS	
296	2.97	SSS	
297	2.26	SSS	
298	5.08	SSS	
299	2.9	SSS	
300	4.32	SSS	
301	1.87	SSS	
302	2.07	SSS	
303	4.1	SSS	
304	1.89	SSS	
305	3.16	SSS	
306	1.07	SSS	
307	1.25	SSS	
308	4.07	SSS	
309	0.71	SSS	
310	4.29	SSS	
311	2.41	SSS	
312	2.28	SSS	
313	2.54	SSS	

Depth (m)	Magnetic Susceptibility	Rock Type	Comments
314	4.87	SSS	
315	2.59	SSS	
316	4.74	SSS	
317	7.9	SSS	
318	4.44	SSS	
319	2.15	SSS	
320	4.34	SSS	
321	7.15	SSS	
322	5	SSS	
323	3.29	SSS	
324	3.01	SSS	
325	4.7	SSS	
326	2.89	SSS	
327	2.39	SSS	
328	4.03	SSS	
329	2.29	SSS	
330	3.06	SSS	
331	8.52	SSS	
332	3.36	SSS	
333	11.54	SSS	
334	4.01	SSS	
335	5.34	SSS	
336	3.06	SSS	
337	11.1	SSS	
338	3.95	SSS	
339	9.33	SSS	
340	8.29	SSS	
341	16.61	SSS	
342	5.19	SSS	
343	0.4	SSS	
344	2.93	SSS	

Depth (m)	Magnetic Susceptibility	Unit	Comments
345	4.56	SSS	
346	4.32	SSS	
347	2.59	SSS	
348	3.82	SSS	
349	2.49	SSS	
350	17.35	SSS	
351	2.76	SSS	
352	5.21	SSS	
353	17.96	SSS	
354	5.68	SSS	
355	4.37	SSS	
356	4.32	SSS	
357	8.14	SSS	
358	7.6	SSS	
359	4.75	SSS	
360	1.27	SSS	
361	8.99	SSS	
362	13.75	SSS	
363	2.66	SSS	
364	5.45	SSS	
365	7.17	SSS	
366	1.7	SSS	
367	5.07	SSS	
368	3.06	SSS	
369	3.61	SSS	
370	5.94	SSS	
371	1.16	SSS	
372	14.9	SSS	
373	9.62	SSS	
374	0.12	SSS	
375	1.47	SSS	

Depth (m)	Magnetic Susceptibility	Rock Type	Comments
376	18.44	SSS	
377	6.54	SSS	
378	33.19	SSS	
379	2.42	SSS	
380	0.64	SSS	
381	3.97	SSS	
382	12.17	SSS	
383	4.71	SSS	
384	8.98	SSS	
385	9.93	SSS	
386	9.79	SSS	
387	9.3	SSS	
388	2.13	SSS	
389	2.49	SSS	
390	0.55	SSS	
391	10	SSS	
392	5.39	SSS	
393	6.79	SSS	
394	3.66	SSS	
395	2.03	SSS	
396	18.7	SSS	
397	3.16	SSS	
398	12.2	SSS	
399	0.58	SSS	
400	1.9	SSS	
401	0.75	SSS	
402	0.4	SSS	
403	7.73	SSS	
404	2	SSS	
405	3.14	SSS	
406	0.55	SSS	

Depth (m)	Magnetic Susceptibility	Unit	Comments
407	2.88	SSS	
408	3.97	SSS	
409	1.36	SSS	
410	13.67	SSS	
411	5.73	SSS	
412	1.38	SSS	
413	0.64	SSS	
414	3.71	SSS	
415	3.25	SSS	
416	1.35	SSS	
417	7.26	SSS	
418	6.58	SSS	
419	9.31	SSS	
420	3.66	SSS	
421	1.26	SSS	
422	1.02	SSS	
423	1.52	SSS	
424	4.09	SSS	
425	0.4	SSS	
426	0.16	SSS	
427	8.66	SSS	
428	1.49	SSS	
429	1.34	SSS	
430	3.85	SSS	
431	14.85	SSS	
432	7.68	SSS	
433	15.99	SSS	
434	7.43	SSS	
435	3	SSS	
436	1.9	SSS	
437	15.47	SSS	

Depth (m)	Magnetic Susceptibility	Rock Type	Comments
438	3.67	SSS	
439	8.11	SSS	
440	12.45	SSS	
441	9.31	SSS	
442	0.6	SSS	
443	0.24	SSS	
444	0.15	SSS	
445	0.29	SSS	
446	0.27	SSS	
447	1.36	SSS	
448	0.25	SSS	
449	0.72	SSS	
450	0.69	SSS	
451	4.62	SSS	
452	1.2	SSS	
453	1.73	SSS	
454	1.55	SSS	
455	1.49	SSS	
456	1.83	SSS	
457	2.67	SSS	
458	6.85	SSS	
459	3.47	SSS	
460	5.9	SSS	
461	3.61	SSS	
462	10.19	SSS	
463	3.58	SSS	
464	21.06	SSS	
465	0.85	SSS	
466	3.17	SSS	
467	10.94	SSS	
468	2.2	SSS	

Depth (m)	Magnetic Susceptibility	Unit	Comments
469	7.48	SSS	
470	2.33	SSS	
471	9.55	SSS	
472	1.99	SSS	
473	5.96	SSS	
474	1.17	SSS	
475	3.54	SSS	
476	0.4	SSS	
477	3.73	SSS	
478	5.56	SSS	
479	0.38	SSS	
480	6.24	SSS	
481	4.91	SSS	
482	1.19	SSS	
483	1.69	SSS	
484	1.02	SSS	
485	6.56	SSS	
486	5.56	SSS	
487	6.05	SSS	
488	7.9	SSS	
489	0.37	SSS	
490	2.01	SSS	
491	7.49	SSS	EOH

Hole Name

Hole Name	From (m)	Length (m)	Core Size	Rock Type	Weight in Air (g)	Weight in Water (g)	Density (g/cm3)	Specific Gravity	Comments
KEG-12-052									
	35.59	12.2	NQ2	SSS	661.8	423.9	2.7	2.8	half siliceous half calcarious siltstone. Weak Po mineralization with calcite veinlets.
	58.74	11.6	NQ2	SSS	628.6	399.2	2.7	2.7	fresh calcite veinlets,randomly oriented/discontinuous
	90.81	11.4	NQ2	SSS	614.1	387.6	2.7	2.7	siliceous siltstone with several 2mm thick weatheredcalcite veinlets weakly mineralized with Po,Sp
	126.47	10.1	NQ2	SSS	544	344.2	2.7	2.7	unaltered siliceous siltstone with 2mm thick calcite veinlet mineralized with Py
	156.82	10.2	NQ2	SSS	561.6	348	2.7	2.6	siliceous siltstone with hairline calcite fracture weakly mineralized with Po
	198.69	11.1	NQ2	SSS	608.1	367.4	2.7	2.5	siliceous siltstone with hairline siliceous fractures
	234.1	12.6	NQ2	SSS	644.6	398.6	2.5	2.6	siliceous siltstone with fracture control mineralization within both siliceous and calcite fractures
	270.84	12.5	NQ2	SSS	670.1	406.4	2.7	2.5	siliceous siltstone with small siliceous veinlets party mineralized
	304.84	10	NQ2	SSS	540.1	333.4	2.7	2.6	siliceous siltstone with small siliceous veinlets partly mineralized
	332.18	11.7	NQ2	SSS	635.3	247	2.7	1.6	siliceous siltstone with 5mm quartz vein moderatly mineralized
	362.73	13.4	NQ2	SSS	743.5	341.4	2.8	1.9	siliceous siltstone with small siliceous veinlets moderatly mineralized

Hole Name	From (m)	Length (m)	Core Size	Rock Type	Weight in Air (g)	Weight in Water (g)	Density (g/cm3)	Specific Gravity	Comments
	405.88	11.6	NQ2	SSS	637.4	226.2	2.7	1.6	siliceous siltstone with hairline siliceous veinlets unmineralized
	440	11.6	NQ2	SSS	749.3	517.3	3.2	3.2	bleached siliceous siltstone with intensive blebby Po,Cp replacement mineralization
	467.37	11.8	NQ2	SSS	649.4	411.9	2.7	2.7	altered siliceous siltstone with blebby chlorite alteration hosting weak mineralization
	489.71	11.4	NQ2	SSS	657.3	426.1	2.9	2.8	strongly mineralized altered siliceous siltstone. Mineralization mostly within chlorite altered zones.

Keg - Silver Range

Archer, Cathro & Associates (1981) Limited

Grid East	Grid North	Easting	Northing	Elevation	Depth (m)
		586794	6940079	1090.31	281.18

ZONE: Keg

SECTION: 10+940

HOLE: KEG-12-053

CLAIM: YD11783

Contractor: Top Rank

Drill: 1

Core Size: NQ2

Casing Depth: 4.7m, Out

Drilling Dates: Jul 08 - Jul 14, 2012

Geology Logged By: J. Builder

SURVEY			
Depth (m)	Azimuth	Dip	Method
0	340	-50	Compass
281	345	-47.4	Ranger

TARGET:

SUMMARY			
From (m)	To (m)	Interval (m)	Rock Type
0	4.7	4.7	CAS
4.7	8	3.3	OVB
8	254.65	246.65	ICL
254.65	281.18	26.53	ARG

SAMPLES	
Numbers:	K284759 to K284873
Total:	117
Batch:	043, 044, 047, 049
Certificates:	WH12166671, WH12166672, WH12166675, WH12168814

COMMENTS

Box Log

KEG-12-053

Silver Range
Keg Zone

Archer,Cathro & Associates (1981) Limited

Box Number	From (m)	To (m)
1	4.7	10.31
2	10.31	15.83
3	15.83	21.53
4	21.53	27
5	27	32.41
6	32.41	38
7	38	43.59
8	43.59	48.94
9	48.94	54.08
10	54.08	59.45
11	59.45	65
12	65	70.69
13	70.69	75.83
14	75.83	81.5
15	81.5	87.17
16	87.17	92.59
17	92.59	98.26
18	98.26	103.64
19	103.64	109.22
20	109.22	114
21	114	119.59
22	119.59	124.62
23	124.62	129.74
24	129.74	134.88
25	134.88	139.9
26	139.9	145.22
27	145.22	150.8
28	150.8	155.96
29	155.96	161.47
30	161.47	166.79
31	166.79	171.94
32	171.94	177.42
33	177.42	183.09
34	183.09	188.72
35	188.72	194
36	194	199.49
37	199.49	204.49
38	204.49	209.53
39	209.53	214.75
40	214.75	219.79
41	219.79	224.69
42	224.69	229.92
43	229.92	235.6
44	235.6	241.17
45	241.17	246.49
46	246.49	252.09
47	252.09	257.49
48	257.49	262.92
49	262.92	268.35
50	268.35	273.74
51	273.74	279.48
52	279.48	281.18

Box Number	From (m)	To (m)

From (m)	To (m)	Interval (m)	Rock Type	Grain Size	Description	Shade	Colour	Texture	Alteration	Intensity	Mineral	Conc.
0.00	4.70	4.70	CAS	--	Casing; no recovery							
						--	--	---	---	--	--	0
4.70	8.00	3.30	-?-	--	Heavily weathered and fractured rubbly overburden with an abundance of calcite and no visible mineralization.							
						LT	GY	RB	CLY	4I	--	0
						DK	GY					
						--	OR		OXI	3I		
						--	BF					
8.00	47.94	39.94	ICL	FG	same as general; intercalated limestone and siltstone with altered zones ranging in width from 5 to 50 cm with undulating or diffuse contacts and lacking general pattern.							
						LT	GY	FR	BLE	3I	Sp	0.1
						LT	GN		CHL	2I	Gn	0.01
						DK	GY		SER	2I	Cp	0.05
						--	BF	FO	CLY	1I	Po	0.5
									OXI	1I		
									CLS	2I	As	0.01
47.94	50.00	2.06	ICL	FG	Two very shallow (~5 - 10° to core axis) moderately oxidized, vuggy, brecciated calcite veins hosting trace, fine grained pyrrhotite. 0.5 to 2.0 cm clasts of angular, rotated wall rock are suspended in calcite matrix.							
						LT	GY	VU				
						DK	OR	BX	OXI	3I	Po	0.5
						DK	GY					
50.00	83.00	33.00	ICL	FG	same as 8.00m to 47.94m.							
						LT	GY	FR	SER	2I	Sp	0.1
						LT	GN		CLS	2I	Gn	0.01
						DK	GY		CHL	2I	Cp	0.05
						--	BF	FO	BLE	3I	Po	0.5
									OXI	1I	As	0.01
									CLY	1I		

From (m)	To (m)	Interval (m)	Rock Type	Grain Size	Description	Shade	Colour	Texture	Alteration	Intensity	Mineral	Conc.
83.00	84.44	1.44	SLT	FG	Light to grey and light green, altered and foliated siltstone with increased mineralization compared to surroundings. Moderately bleached and a softer, mottled light green altered (sericite and diffuse chlorite?) zone hosts mineralized calcite fractures; weak to fair pyrrhotite and sphalerite and trace chalcopyrite and galena. Fractures have no consistent orientation.							
						LT	GN	MO	SER	2I	Cp	0.5
						LT	GY	FO	BLE	3I	Po	2
						DK	GY	FR	CHL	2I	Sp	1
											Gn	0.5
84.44	108.40	23.96	ICL	FG	same as 8.00m to 47.94m with slight variations in alteration intensities.							
						LT	GN	FO	BLE	2I	Po	0.5
						LT	GY		CHL	1I	Cp	0.05
						DK	GY		CLS	2I	Gn	0.01
						--	BF	FR	SER	1I	Sp	0.1
									OXI	2I	As	0.01
									CLY	1I		
108.40	119.33	10.93	ICL	FG	same as 83.00m to 84.44m with few 20 - 50 cm zones of unaltered host rock and an increase in siliceous fractures and chlorite in fractures. Trace to weak blebby pyrrhotite and sphalerite occurs in altered areas. Increased oxidation is also evident on joint surfaces and as envelopes around fractures.							
						LT	GY				Gn	1
						DK	OR	FO	CHL	2I	Po	2
						DK	GY		OXI	2I	Sp	2
						--	GN	FR	SER	3I	Po	1
						--	BF		BLE	3I	Sp	1
											Cp	0.5
119.33	121.47	2.14	ICL	FG	Rubbly and foliated intercalated silty limestone and siltstone with intermittent areas of moderate calc-silicate alteration. Calcareous fractures are weakly chlorite altered and seldom mineralized hosting trace to weak pyrrhotite and sphalerite. Weak oxidation is evident on joints and fractures.							
						LT	GY	RB	OXI	2I	Po	1
						DK	OR	FO	CHL	2I	Sp	0.5
						DK	GY					

From (m)	To (m)	Interval (m)	Rock Type	Grain Size	Description	Shade	Colour	Texture	Alteration	Intensity	Mineral	Conc.
						--	BF		CLS	3I		
121.47	129.74	8.27	ICL	FG	Highly altered intercalated silty limestone and siltstone. Unit is weakly bleached and clay altered with intermittent zones of moderate sericite alteration. Weak oxidation is evident on joints and fractured surfaces. Calcareous fracture fills are pervasive throughout and seldom host trace fine grained pyrrhotite and fine o medium grained sphalerite and very seldom galena.							
						LT	GY	FR	OXI	2I	Sp	0.05
						DK	GY	FO	BLE	2I	Po	0.5
						DK	OR		CLY	2I	Gn	0.01
						--	BF		SER	3I		
129.74	130.57	0.83	ICL	FG	Brecciated subsection; strongly oxidized, bladed calcite matrix suspending angular clasts of wallrock. Downhole contact is gougy. Zone contains weak medium grained strongly oxidized pyrite.							
						LT	GY					
						DK	GY	BX	CLY	3I	--	0
						DK	OR		OXI	3I		
130.57	132.41	1.84	ICL	FG	Subsection of buff and light to dark grey, intercalated silty limestone and siltstone with visible calcite blades and weak clay and sericite alteration. Few (~2cm) bands of gouge are present and no visible mineralization.							
						LT	GY					
						DK	GY	FO	CLY	2I	--	0
						--	BF		SER	2I		
132.41	140.94	8.53	ICL	FG	Region of intercalated silty limestone and siltstone. Fractures within intermittent zones of weak bleaching show preferential mineralization of trace pyrrhotite, sphalerite and chalcopyrite. Weak to moderate oxidation is evident as envelopes around fractures and via orange staining on jointed surfaces.							
						LT	GY				Cp	0.1
						DK	OR	FO	BLE	2I	Po	0.5
						DK	GY		OXI	2I	Sp	0.1

From (m)	To (m)	Interval (m)	Rock Type	Grain Size	Description	Shade	Colour	Texture	Alteration	Intensity	Mineral	Conc.
140.94	145.27	4.33	ICL	FG	Subsection of strongly sericitized and calc-silicate altered silty limestone and siltstone with intermittent zones of weak bleaching and clay alteration. Weak oxidation is evident from orange staining on fractured surfaces. Siliceous and calcareous fractures are pervasive throughout with no consistent orientation and seldom host trace fine grained pyrrhotite.							
						LT	GY	FO	CLY	1I	Po	0.5
						DK	GY		OXI	1I		
						--	BF		BLE	2I		
									SER	4I		
									CLS	3I		
145.27	163.77	18.50	ICL	FG	Mostly unaltered foliated, fine to medium grained silty limestone and siltstone with intermittent zones of bleaching and sericitization. Foliations are undulating or planar with no consistent orientation. Fractures are calcareous and seldom siliceous both rarely hosting trace pyrrhotite, sphalerite, chalcopyrite and galena. Fractures within bleached zones are preferentially mineralized. *fold axis visible at 154.24m to 154.48m; uphole orientation is 34° to core axis while down hole is 53° to core axis*							
						LT	GY	FO	BLE	2I	Cp	0.01
						LT	GN		SER	2I	Gn	0.01
						DK	GY		OXI	1I	Po	0.1
						--	BF		CLY	1I	Sp	0.05
163.77	164.95	1.18	ICL	FG	Oxidized and sericitized, rubbly subsection with no visible mineralization.							
						DK	OR		OXI	3I		
						--	BF	RB	SER	2I	--	0
164.95	173.08	8.13	ICL	FG	same as 145.27m to 163.77m.							
						LT	GN	FO	CLY	1I	Po	0.1
						LT	GY		SER	2I	Sp	0.05
						DK	GY		OXI	1I	Gn	0.01
						--	BF		BLE	2I	Cp	0.01
173.08	177.96	4.88	FLR	FG	Brecciated, highly fractured faulted subsection with no clear contacts. Region is moderately oxidized and clay altered containing an abundance of calcite infills. Small, ~5cm, sections are foliated, competent rock. A black, potentially sulfide (?) powder lines several calcareous fractures but lacks any identifiable properties.							

From (m)	To (m)	Interval (m)	Rock Type	Grain Size	Description	Shade	Colour	Texture	Alteration	Intensity	Mineral	Conc.
						LT	GY	FR	OXI	3I		
						DK	GY					
						--	OR	RB	CLY	3I	--	0
						--	BF	BX				
177.96	187.84	9.88	ICL	FG	Region of light to dark grey, light green, white and buff, fine to medium grained, fractured, foliated and slightly brecciated intercalated silty limestone and siltstone. Foliations are highly convoluted and discontinuous. Fractures within zones of localized moderate to strong bleaching and weak to moderate sericite and diffuse chlorite alteration are preferentially mineralized with weak pyrrhotite, sphalerite, galena and chalcopyrite. Fractures are weak to moderately chlorite altered with weak oxidation envelopes. Within brecciated and convoluted zones mineralization is disseminated blebs. **At 180.23m mineralization intensity increases slightly and fracture at 180.96m to 181.03m is moderately mineralized with sphalerite, galena and pyrrhotite**							
						LT	GN	FR	OXI	1I	Po	2
						LT	GY		BLE	3I	Gn	1
						DK	GY		SER	2I	Cp	0.5
						--	WH	FO	CHL	2I	Sp	1
						--	BF				Po	0.5
											Cp	0.05
											Sp	0.5
187.84	196.94	9.10	ICL	FG	Highly altered and convoluted subsection. Unit is moderately chlorite and sericite altered with locallized clayey, oxidized and bleached zones. Fractures within bleached and chloritized regions are preferentially mineralized with trace to weak pyrrhotite, sphalerite and galena. Overall, mineralization is trace.							
						LT	GN	FO	CHL	3I	Sp	0.01
						LT	GY		OXI	2I	Gn	0.01
						DK	GY		BLE	2I	Po	0.05
						--	BF	FR	CLY	2I	Po	0.05
											Gn	0.01
									SER	3I	Sp	0.01

From (m)	To (m)	Interval (m)	Rock Type	Grain Size	Description	Shade	Colour	Texture	Alteration	Intensity	Mineral	Conc.
196.94	210.70	13.76	FLR	FG	Potential fault zone with diffuse contacts. Region is brecciated, highly altered, fractured and convoluted with an abundance of calcite and localized zones of foliated, competent rock. Moderate sericitization, oxidation and calc silicate alteration are present with clay altered joints and fractures. Calcareous fractures within competent rock contain minor pyrrhotite.							
						LT	GY	FR	CLS	3I	Po	0.05
						LT	GN					
						DK	GY		SER	3I		
						--	OR	BX	CLY	2I		
						--	BF		OXI	3I		
210.70	212.50	1.80	ICL	FG	Subsection of weakly altered and fractured intercalated silty limestone and siltstone with no visible mineralization.							
						LT	GY		OXI	2I		
						DK	GY	FR	CLS	2I	--	0
						--	GN	FO	SER	2I		
						--	BF		CHL	2I		
212.50	217.95	5.45	ICL	FG	Mostly unaltered, foliated and fractured silty limestone and siltstone with locallized zones of weak to moderate bleaching. Bleached zones contain trace to weak disseminated and fracture controlled pyrrhotite and weak fracture controlled sphalerite, galena and chalcopyrite; overall, mineralization is trace.							
						LT	GY	FO	BLE	3I	Po	1
						DK	GY		OXI	2I	Sp	0.5
									CHL	2I	Gn	0.1
											Cp	0.05
217.95	225.75	7.80	ICL	FG	Region of strongly chlorite altered, foliated, fractured and weakly bleached intercalated silty limestone and siltstone. Fractures host intensified mineralization compared to surrounding intervals; fair pyrrhotite, weak to fair sphalerite, galena and chalcopyrite.							
						LT	GY		CHL	4I	Sp	3
						DK	GN	FO	BLE	3I	Po	4
						DK	GY				Gn	2
											Cp	2

From (m)	To (m)	Interval (m)	Rock Type	Grain Size	Description	Shade	Colour	Texture	Alteration	Intensity	Mineral	Conc.
225.75	230.56	4.81	ICL	FG	Light to dark grey and green, foliated and fractured intercalated silty limestone and siltstone. Foliations are planar or convoluted with no consistent orientation. Most fractures are discontinuous with a distinct, chlorite altered mineralized set oriented ~15° to core axis containing weak to fair pyrrhotite and sphalerite. Region is locally sericitized, chloritized and bleached. Bleached zones are preferentially mineralized with trace blebby pyrrhotite and sphalerite, blebs have chlorite altered borders. Weak oxidation is evident on fractured surfaces.							
						LT	GY		OXI	1I	Po	0.5
						DK	GY	FR	BLE	3I	Sp	0.05
						--	GN	FO	CHL	2I	Po	0.5
									SER	2I	Sp	0.05
230.56	236.20	5.64	ICL	FG	Region of mostly unaltered, foliated silty limestone and siltstone with pervasive calcite fractures. Fractures are weakly chlorite altered, planar or discontinuous and host fair pyrrhotite and pyrite and trace sphalerite and galena.							
						LT	GY		OXI	1I	Py	3
						DK	GY	FO	BLE	2I	Po	3
											Gn	0.01
											Sp	1
236.20	243.70	7.50	ICL	FG	Light to dark grey, foliated intercalated silty limestone and siltstone with localized brecciated and bleached zones. Calcite fracture fills are pervasive and seldom host trace pyrrhotite and pyrite. Fractured surfaces exhibit weak oxidation. Brecciated zones host no visible mineralization and, overall, mineralization is trace. **One discontinuous fracture (~25° to core axis) from 241.62m to 241.76m hosts weak to fair pyrrhotite, pyrite and galena.**							
						LT	GY	FO	BLE	2I	Py	0.05
						DK	GY	BX	OXI	1I	Gn	0.01
											Po	0.05

From (m)	To (m)	Interval (m)	Rock Type	Grain Size	Description	Shade	Colour	Texture	Alteration	Intensity	Mineral	Conc.
243.70	248.00	4.30	ICL	FG	Light to dark grey, dark orange, buff and green, foliated and brecciated intercalated silty limestone and siltstone with localized zones of oxidation, bleaching, sericitization, chloritization and calc silicate alteration. Discontinuous, chlorite altered, calcareous fracture fills are pervasive throughout hosting pyrrhotite, sphalerite and seldom galena; overall mineralization is trace. Oxidation is evident as fracture envelopes and on fractured surfaces.							
						LT	GY		CHL	2I		
						DK	GY	FO	OXI	3I	Po	1
						DK	OR		BLE	2I	Gn	0.1
						--	GN	BX	CLS	1I	Sp	1
						--	BF		SER	2I		
248.00	254.65	6.65	ICL	FG	Light to dark grey, majorly unaltered, foliated and weakly brecciated silty limestone and siltstone with an abundance of calcite. Brecciated zones exhibit a weakly foliated fabric. Trace, fine grained pyrrhotite is fracture controlled. Minor sericitization occurs locally and fractured surfaces are weakly oxidized.							
						LT	GY	FO	OXI	1I	Po	0.5
						DK	GY	BX				
254.65	281.00	26.35	ARG	FG	Light grey to black, foliated, calcareous argillite with pervasive planar, discontinuous or crackled calcite fractures. Fractures are undulating or planar and range in orientation from 10° to 80° to core axis. Fractures are generally hairline to 1 cm and very seldom mineralized with trace, fine grained pyrrhotite or pyrite. Few fractured surfaces exhibit trace oxidation. **same as general**							
						LT	GY	FO	OXI	1I	Po	0.01
						DK	GY					
						--	BK	FR			Py	0.05
281.00	281.18	0.18	ARG	FG	Black, gougy material with no structure, clasts or visible mineralization. **EOH 281.18m**							
						--	BK	---	---	--	--	0

From (m)	To (m)	Interval (m)	Rock Type	Recovery (m)	Recovery %	Sample Number	BatchName	Batch Class	Standard	Blank	1/4 Dup	Coarse Dup
0.00	0.00	0.00	-QC-	0.00	0	K284776	12-044			☑	☐	☐
0.00	0.00	0.00	-QC-	0.00	0	K284782	12-044		K-3	☐	☐	☐
0.00	0.00	0.00	-QC-	0.00	0	K284791	12-044		K-2	☐	☐	☐
0.00	0.00	0.00	-QC-	0.00	0	K284804	12-044			☑	☐	☐
0.00	0.00	0.00	-QC-	0.00	0	K284812	12-047			☑	☐	☐
0.00	0.00	0.00	-QC-	0.00	0	K284818	12-047		K-3	☐	☐	☐
0.00	0.00	0.00	-QC-	0.00	0	K284826	12-047			☑	☐	☐
0.00	0.00	0.00	-QC-	0.00	0	K284832	12-047		K-2	☐	☐	☐
0.00	0.00	0.00	-QC-	0.00	0	K284853	12-049			☑	☐	☐
0.00	0.00	0.00	-QC-	0.00	0	K284859	12-049		K-2	☐	☐	☐
0.00	0.00	0.00	-QC-	0.00	0	K284865	12-049			☑	☐	☐
0.00	0.00	0.00	-QC-	0.00	0	K284869	12-049		K-4	☐	☐	☐
0.00	0.00	0.00	-QC-	0.00	0	K284763	12-043		K-2	☐	☐	☐
8.00	11.00	3.00	ICL, OVB	3.00	100	K284759	12-043			☐	☐	☐
11.00	14.00	3.00	ICL	2.98	99	K284760	12-043			☐	☐	☐
14.00	17.00	3.00	ICL	3.00	100	K284761	12-043			☐	☐	☐
17.00	20.00	3.00	ICL	3.00	100	K284762	12-043			☐	☐	☐
20.00	23.00	3.00	ICL	2.85	95	K284764	12-043			☐	☐	☐
23.00	26.00	3.00	ICL	3.00	100	K284765	12-043			☐	☐	☐
26.00	29.00	3.00	ICL	3.00	100	K284766	12-043			☐	☐	☐
26.00	29.00	3.00	ICL	3.00	100	K284767	12-043			☐	☑	☐
29.00	32.00	3.00	ICL	2.98	99	K284768	12-043			☐	☐	☐
32.00	35.00	3.00	ICL	2.97	99	K284769	12-043			☐	☐	☐
35.00	38.00	3.00	ICL	3.00	100	K284770	12-043			☐	☐	☐
38.00	41.00	3.00	ICL	3.00	100	K284771	12-043			☐	☐	☐
41.00	44.00	3.00	ICL	2.96	99	K284772	12-044			☐	☐	☐
44.00	45.97	1.97	ICL	1.97	100	K284773	12-044			☐	☐	☐

From (m)	To (m)	Interval (m)	Rock Type	Recovery (m)	Recovery %	Sample Number	BatchName	Batch Class	Standard	Blank	1/4 Dup	Coarse Dup
45.97	47.94	1.97	ICL	1.97	100	K284774	12-044			☐	☐	☐
47.94	50.00	2.06	ICL	2.05	100	K284775	12-044			☐	☐	☐
50.00	53.00	3.00	ICL	3.00	100	K284777	12-044			☐	☐	☐
53.00	56.00	3.00	ICL	3.00	100	K284778	12-044			☐	☐	☐
56.00	59.00	3.00	ICL	2.98	99	K284779	12-044			☐	☐	☐
59.00	62.00	3.00	ICL	3.00	100	K284780	12-044			☐	☐	☐
62.00	65.00	3.00	ICL	3.00	100	K284781	12-044			☐	☐	☐
65.00	68.00	3.00	ICL	2.95	98	K284783	12-044			☐	☐	☐
68.00	71.00	3.00	ICL	2.80	93	K284784	12-044			☐	☐	☐
71.00	74.00	3.00	ICL	3.00	100	K284785	12-044			☐	☐	☐
71.00	74.00	3.00	ICL	3.00	100	K284786	12-044			☐	☐	☑
74.00	77.00	3.00	ICL	2.99	100	K284787	12-044			☐	☐	☐
77.00	80.00	3.00	ICL	3.00	100	K284788	12-044			☐	☐	☐
80.00	83.00	3.00	ICL	2.92	97	K284789	12-044			☐	☐	☐
83.00	84.44	1.44	ICL	1.44	100	K284790	12-044			☐	☐	☐
84.44	86.80	2.36	ICL	2.32	98	K284792	12-044			☐	☐	☐
86.80	89.00	2.20	ICL	2.20	100	K284793	12-044			☐	☐	☐
89.00	92.00	3.00	ICL	3.00	100	K284794	12-044			☐	☐	☐
92.00	95.00	3.00	ICL	3.00	100	K284795	12-044			☐	☐	☐
95.00	98.00	3.00	ICL	2.98	99	K284796	12-044			☐	☐	☐
98.00	101.00	3.00	ICL	3.00	100	K284797	12-044			☐	☐	☐
98.00	101.00	3.00	ICL	3.00	100	K284798	12-044			☐	☑	☐
101.00	104.00	3.00	ICL	3.00	100	K284799	12-044			☐	☐	☐
104.00	106.00	2.00	ICL	2.00	100	K284800	12-044			☐	☐	☐
106.00	108.40	2.40	ICL	2.40	100	K284801	12-044			☐	☐	☐
108.40	110.40	2.00	ICL	2.00	100	K284802	12-044			☐	☐	☐
110.40	113.35	2.95	ICL	2.94	100	K284803	12-044			☐	☐	☐
113.35	116.35	3.00	ICL	2.99	100	K284805	12-044			☐	☐	☐
116.35	119.33	2.98	ICL	2.97	100	K284806	12-044			☐	☐	☐

From (m)	To (m)	Interval (m)	Rock Type	Recovery (m)	Recovery %	Sample Number	BatchName	Batch Class	Standard	Blank	1/4 Dup	Coarse Dup
119.33	122.00	2.67	ICL	2.67	100	K284807	12-044			☐	☐	☐
122.00	125.00	3.00	ICL	3.00	100	K284808	12-047			☐	☐	☐
125.00	128.00	3.00	ICL	3.00	100	K284809	12-047			☐	☐	☐
128.00	129.74	1.74	ICL	1.74	100	K284810	12-047			☐	☐	☐
129.74	130.60	0.86	ICL	0.86	100	K284811	12-047			☐	☐	☐
130.60	132.35	1.75	ICL	1.75	100	K284813	12-047			☐	☐	☐
132.35	134.00	1.65	ICL	1.65	100	K284814	12-047			☐	☐	☐
134.00	137.00	3.00	ICL	3.00	100	K284815	12-047			☐	☐	☐
137.00	140.00	3.00	ICL	2.92	97	K284816	12-047			☐	☐	☐
140.00	143.00	3.00	ICL	2.92	97	K284817	12-047			☐	☐	☐
143.00	146.00	3.00	ICL	3.00	100	K284819	12-047			☐	☐	☐
146.00	149.00	3.00	ICL	2.92	97	K284820	12-047			☐	☐	☐
149.00	152.00	3.00	ICL	3.00	100	K284821	12-047			☐	☐	☐
149.00	152.00	3.00	ICL	3.00	100	K284822	12-047			☐	☑	☐
152.00	155.00	3.00	ICL	3.00	100	K284823	12-047			☐	☐	☐
155.00	158.00	3.00	ICL	3.00	100	K284824	12-047			☐	☐	☐
158.00	161.00	3.00	ICL	2.90	97	K284825	12-047			☐	☐	☐
161.00	163.77	2.77	ICL	2.52	91	K284827	12-047			☐	☐	☐
163.77	164.95	1.18	ICL	1.07	91	K284828	12-047			☐	☐	☐
164.95	167.00	2.05	ICL	1.87	91	K284829	12-047			☐	☐	☐
167.00	170.00	3.00	ICL	2.88	96	K284830	12-047			☐	☐	☐
170.00	173.00	3.00	ICL	3.00	100	K284831	12-047			☐	☐	☐
173.00	176.00	3.00	ICL	3.00	100	K284833	12-047			☐	☐	☐
176.00	177.96	1.96	ICL	1.96	100	K284834	12-047			☐	☐	☐
177.96	180.00	2.04	ICL	2.04	100	K284835	12-047			☐	☐	☐
180.00	182.00	2.00	ICL	1.88	94	K284836	12-047			☐	☐	☐
182.00	185.00	3.00	ICL	3.00	100	K284837	12-047			☐	☐	☐
185.00	188.00	3.00	ICL	2.91	97	K284838	12-047			☐	☐	☐
188.00	191.00	3.00	ICL	3.00	100	K284839	12-047			☐	☐	☐

From (m)	To (m)	Interval (m)	Rock Type	Recovery (m)	Recovery %	Sample Number	BatchName	Batch Class	Standard	Blank	1/4 Dup	Coarse Dup
188.00	191.00	3.00	ICL	3.00	100	K284840	12-047			☐	☐	☑
191.00	194.00	3.00	ICL	2.97	99	K284841	12-047			☐	☐	☐
194.00	197.00	3.00	ICL	3.00	100	K284842	12-047			☐	☐	☐
197.00	200.00	3.00	ICL	3.00	100	K284843	12-047			☐	☐	☐
200.00	203.00	3.00	ICL	3.00	100	K284844	12-049			☐	☐	☐
203.00	206.00	3.00	ICL	3.00	100	K284845	12-049			☐	☐	☐
206.00	209.00	3.00	ICL	2.76	92	K284846	12-049			☐	☐	☐
209.00	212.00	3.00	ICL	3.00	100	K284847	12-049			☐	☐	☐
209.00	212.00	3.00	ICL	3.00	100	K284848	12-049			☐	☐	☑
212.00	215.00	3.00	ICL	2.91	97	K284849	12-049			☐	☐	☐
215.00	217.95	2.95	ICL	2.95	100	K284850	12-049			☐	☐	☐
217.95	219.70	1.75	ICL	1.75	100	K284851	12-049			☐	☐	☐
219.70	221.05	1.35	ICL	1.35	100	K284852	12-049			☐	☐	☐
221.05	223.45	2.40	ICL	2.40	100	K284854	12-049			☐	☐	☐
223.45	225.75	2.30	ICL	2.30	100	K284855	12-049			☐	☐	☐
225.75	228.00	2.25	ICL	2.25	100	K284856	12-049			☐	☐	☐
228.00	230.56	2.56	ICL	2.56	100	K284857	12-049			☐	☐	☐
230.56	233.00	2.44	ICL	2.44	100	K284858	12-049			☐	☐	☐
233.00	236.00	3.00	ICL	3.00	100	K284860	12-049			☐	☐	☐
236.00	239.00	3.00	ICL	2.89	96	K284861	12-049			☐	☐	☐
239.00	242.00	3.00	ICL	3.00	100	K284862	12-049			☐	☐	☐
242.00	245.00	3.00	ICL	2.86	95	K284863	12-049			☐	☐	☐
245.00	248.00	3.00	ICL	3.00	100	K284864	12-049			☐	☐	☐
248.00	250.00	2.00	ICL	1.97	99	K284866	12-049			☐	☐	☐
250.00	252.00	2.00	ICL	1.98	99	K284867	12-049			☐	☐	☐
252.00	254.65	2.65	ICL	2.65	100	K284868	12-049			☐	☐	☐
254.65	257.00	2.35	ICL, ARG	2.35	100	K284870	12-049			☐	☐	☐
257.00	260.00	3.00	ARG	2.95	98	K284871	12-049			☐	☐	☐

From (m)	To (m)	Interval (m)	Rock Type	Recovery (m)	Recovery %	Sample Number	BatchName	Batch Class	Standard	Blank	1/4 Dup	Coarse Dup
260.00	263.00	3.00	ARG	3.00	100	K284872	12-049			☐	☐	☐
260.00	263.00	3.00	ARG	3.00	100	K284873	12-049			☐	☑	☐

From (m)	To (m)	Interval (m)	Recovery (m)	Recovery %	RQD	RQD %	Reactivity	Hardness	Weathering	Comments
0.00	4.70	4.70	0	0	0.00	0	0R	--	--	Casing, no recovery.
4.70	5.00	0.30	0.3	100	0.00	0	1R	2H	3W	Rubble.
5.00	8.00	3.00	2.69	90	0.00	0	3R	2H	5W	Rubble.
8.00	11.00	3.00	3	100	0.94	31	3R	2H	4W	
11.00	14.00	3.00	2.98	99	1.43	48	3R	2H	3W	
14.00	17.00	3.00	3	100	0.91	30	3R	2H	3W	
17.00	20.00	3.00	3	100	1.95	65	3R	2H	3W	
20.00	23.00	3.00	2.85	95	2.20	73	3R	2H	3W	
23.00	26.00	3.00	3	100	2.36	79	3R	2H	2W	
26.00	29.00	3.00	3	100	1.65	55	3R	2H	3W	
29.00	32.00	3.00	2.98	99	1.50	50	3R	2H	3W	
32.00	35.00	3.00	2.97	99	1.92	64	3R	2H	2W	
35.00	38.00	3.00	3	100	2.15	72	3R	2H	2W	
38.00	41.00	3.00	3	100	2.34	78	3R	2H	2W	
41.00	44.00	3.00	2.96	99	1.67	56	3R	2H	3W	
44.00	47.00	3.00	3	100	1.37	46	3R	2H	2W	
47.00	50.00	3.00	2.99	100	1.65	55	3R	1H	4W	
50.00	53.00	3.00	3	100	1.67	56	3R	2H	3W	
53.00	56.00	3.00	3	100	1.61	54	3R	2H	3W	
56.00	59.00	3.00	2.98	99	1.78	59	3R	2H	3W	
59.00	62.00	3.00	3	100	1.71	57	0R	2H	3W	
62.00	65.00	3.00	3	100	1.24	41	1R	2H	3W	
65.00	68.00	3.00	2.95	98	1.30	43	0R	2H	3W	
68.00	71.00	3.00	2.8	93	1.04	35	0R	2H	3W	
71.00	74.00	3.00	3	100	0.95	32	0R	3H	3W	
74.00	77.00	3.00	2.99	100	1.73	58	1R	3H	3W	
77.00	80.00	3.00	3	100	2.47	82	1R	3H	2W	
80.00	83.00	3.00	2.92	97	2.37	79	3R	2H	2W	
83.00	86.00	3.00	2.94	98	1.97	66	1R	2H	2W	

From (m)	To (m)	Interval (m)	Recovery (m)	Recovery %	RQD	RQD %	Reactivity	Hardness	Weathering	Comments
86.00	89.00	3.00	3	100	2.32	77	1R	3H	2W	
89.00	92.00	3.00	3	100	1.40	47	3R	3H	3W	
92.00	95.00	3.00	3	100	1.96	65	1R	3H	2W	
95.00	98.00	3.00	2.98	99	2.32	77	1R	2H	3W	
98.00	101.00	3.00	3	100	1.93	64	1R	2H	3W	
101.00	104.00	3.00	3	100	1.70	57	1R	2H	3W	
104.00	107.00	3.00	3	100	2.72	91	0R	3H	2W	
107.00	110.00	3.00	3	100	1.70	57	0R	3H	3W	
110.00	113.00	3.00	3	100	1.57	52	0R	3H	3W	
113.00	116.00	3.00	2.97	99	1.72	57	1R	2H	3W	
116.00	119.00	3.00	3	100	1.55	52	1R	3H	3W	
119.00	122.00	3.00	3	100	1.12	37	3R	2H	3W	
122.00	125.00	3.00	3	100	1.48	49	3R	3H	3W	
125.00	128.00	3.00	3	100	1.14	38	3R	2H	3W	
128.00	131.00	3.00	3	100	1.18	39	3R	2H	4W	
131.00	134.00	3.00	3	100	1.03	34	3R	2H	4W	
134.00	137.00	3.00	3	100	0.56	19	1R	2H	3W	
137.00	140.00	3.00	2.92	97	1.94	65	1R	2H	3W	
140.00	143.00	3.00	2.92	97	1.59	53	3R	2H	2W	
143.00	146.00	3.00	3	100	1.41	47	3R	4H	3W	
146.00	149.00	3.00	2.92	97	2.05	68	0R	3H	3W	
149.00	152.00	3.00	3	100	2.77	92	3R	3H	2W	
152.00	155.00	3.00	3	100	2.17	72	3R	2H	2W	
155.00	158.00	3.00	3	100	2.40	80	3R	2H	2W	
158.00	161.00	3.00	2.9	97	2.30	77	1R	2H	2W	
161.00	164.00	3.00	2.73	91	1.88	63	3R	2H	3W	
164.00	167.00	3.00	2.73	91	1.13	38	3R	2H	3W	
167.00	170.00	3.00	2.88	96	1.74	58	3R	3H	3W	
170.00	173.00	3.00	3	100	1.55	52	3R	2H	2W	
173.00	176.00	3.00	3	100	0.37	12	3R	1H	4W	
176.00	179.00	3.00	2.7	90	1.30	43	3R	2H	4W	

From (m)	To (m)	Interval (m)	Recovery (m)	Recovery %	RQD	RQD %	Reactivity	Hardness	Weathering	Comments
179.00	182.00	3.00	2.94	98	2.12	71	3R	2H	2W	
182.00	185.00	3.00	3	100	2.58	86	3R	3H	2W	
185.00	188.00	3.00	2.91	97	1.99	66	3R	2H	2W	
188.00	191.00	3.00	3	100	1.11	37	3R	2H	3W	
191.00	194.00	3.00	3	100	1.35	45	3R	2H	3W	
194.00	197.00	3.00	2.97	99	1.50	50	3R	3H	4W	
197.00	200.00	3.00	3	100	0.98	33	3R	1H	4W	
200.00	203.00	3.00	3	100	1.93	64	3R	1H	4W	
203.00	206.00	3.00	3	100	0.79	26	3R	1H	4W	
206.00	209.00	3.00	2.76	92	1.23	41	3R	2H	4W	
209.00	212.00	3.00	3	100	1.40	47	3R	1H	4W	
212.00	215.00	3.00	2.91	97	1.99	66	3R	3H	2W	
215.00	218.00	3.00	3	100	1.66	55	3R	4H	3W	
218.00	221.00	3.00	3	100	2.15	72	1R	3H	2W	
221.00	224.00	3.00	3	100	1.82	61	0R	3H	2W	
224.00	227.00	3.00	3	100	1.52	51	1R	3H	3W	
227.00	230.00	3.00	3	100	1.72	57	0R	3H	3W	
230.00	233.00	3.00	3	100	2.48	83	0R	2H	2W	
233.00	236.00	3.00	3	100	2.64	88	1R	2H	2W	
236.00	239.00	3.00	2.89	96	1.80	60	3R	2H	2W	
239.00	242.00	3.00	3	100	1.17	39	3R	2H	3W	
242.00	245.00	3.00	2.86	95	1.40	47	3R	2H	3W	
245.00	248.00	3.00	3	100	1.40	47	1R	2H	3W	
248.00	251.00	3.00	2.95	98	2.18	73	3R	2H	2W	
251.00	254.00	3.00	3	100	1.92	64	3R	2H	2W	
254.00	257.00	3.00	3	100	2.10	70	3R	2H	2W	
257.00	260.00	3.00	2.95	98	1.83	61	3R	2H	1W	
260.00	263.00	3.00	3	100	2.34	78	3R	2H	1W	
263.00	266.00	3.00	3	100	2.04	68	3R	2H	1W	
266.00	269.00	3.00	2.98	99	2.12	71	3R	2H	1W	
269.00	272.00	3.00	2.97	99	2.10	70	3R	2H	1W	

From (m)	To (m)	Interval (m)	Recovery (m)	Recovery %	RQD	RQD %	Reactivity	Hardness	Weathering	Comments
272.00	275.00	3.00	2.97	99	2.16	72	3R	2H	1W	
275.00	278.00	3.00	3	100	2.15	72	3R	2H	1W	
278.00	281.00	3.00	3	100	2.23	74	3R	2H	1W	
281.00	281.18	0.18	0.18	100	0.00	0	3R	1H	1W	End of hole

Depth (m)	Magnetic Susceptibility	Rock Type	Comments
8	0.01	OVB	
8	0.01	ICL	
9	0	ICL	
10	0.3	ICL	
11	0.08	ICL	
12	0.63	ICL	
13	0.08	ICL	
14	1.34	ICL	
15	0.58	ICL	
16	0.78	ICL	
17	0.23	ICL	
18	0.35	ICL	
19	0	ICL	
20	0.04	ICL	
21	1.43	ICL	
22	0.37	ICL	
23	0.13	ICL	
24	0.01	ICL	
25	0.01	ICL	
26	0.33	ICL	
27	0.72	ICL	
28	1.62	ICL	
29	0	ICL	
30	0.1	ICL	
31	0.06	ICL	
32	0.08	ICL	
33	1.92	ICL	
34	0.66	ICL	
35	0.41	ICL	

Depth (m)	Magnetic Susceptibility	Unit	Comments
36	0.02	ICL	
37	0.18	ICL	
38	0.37	ICL	
39	0.44	ICL	
40	0.34	ICL	
41	0.62	ICL	
42	0.1	ICL	
43	0.01	ICL	
44	0.21	ICL	
45	0.74	ICL	
46	0.16	ICL	
47	0.3	ICL	
48	0.01	ICL	
49	0.05	ICL	
50	0.04	ICL	
51	0	ICL	
52	0.82	ICL	
53	0.02	ICL	
54	0.03	ICL	
55	0.09	ICL	
56	0.02	ICL	
57	0.74	ICL	
58	0.02	ICL	
59	0.52	ICL	
60	0.23	ICL	
61	1.15	ICL	
62	0	ICL	
63	0.03	ICL	
64	0.05	ICL	

Depth (m)	Magnetic Susceptibility	Rock Type	Comments
65	0.33	ICL	
66	0	ICL	
67	0.6	ICL	
68	0.24	ICL	
69	0.14	ICL	
70	0.17	ICL	
71	0.26	ICL	
72	0.07	ICL	
73	0.65	ICL	
74	0.2	ICL	
75	0.48	ICL	
76	0.53	ICL	
77	0.08	ICL	
78	0.91	ICL	
79	0.15	ICL	
80	0.36	ICL	
81	0.05	ICL	
82	0.04	ICL	
83	0.02	ICL	
84	0.04	ICL	
85	0.28	ICL	
86	0.22	ICL	
87	0.11	ICL	
88	0.18	ICL	
89	0.04	ICL	
90	0.26	ICL	
91	0.06	ICL	
92	0.11	ICL	
93	0.33	ICL	
94	0.09	ICL	
95	0.7	ICL	

Depth (m)	Magnetic Susceptibility	Unit	Comments
96	0.93	ICL	
97	0.15	ICL	
98	0.04	ICL	
99	0.25	ICL	
100	0.86	ICL	
101	0.64	ICL	
102	0.73	ICL	
103	0.84	ICL	
104	1.08	ICL	
105	0.23	ICL	
106	0.27	ICL	
107	0.61	ICL	
108	1.51	ICL	
109	0.06	ICL	
110	0.27	ICL	
111	0.44	ICL	
112	0.16	ICL	
113	0.6	ICL	
114	0.09	ICL	
115	0.15	ICL	
116	0.72	ICL	
117	0.94	ICL	
118	0.3	ICL	
119	0.25	ICL	
120	0.43	ICL	
121	0.14	ICL	
122	0.21	ICL	
123	0.14	ICL	
124	0.03	ICL	
125	0.04	ICL	
126	0.37	ICL	

Depth (m)	Magnetic Susceptibility	Rock Type	Comments
127	0.07	ICL	
128	0.02	ICL	
129	0.49	ICL	
130	0.03	ICL	
131	0.06	ICL	
132	0.1	ICL	
133	0.41	ICL	
134	0.37	ICL	
135	0.03	ICL	
136	0.95	ICL	
137	0.13	ICL	
138	0.04	ICL	
139	1.41	ICL	
140	0.54	ICL	
141	0.26	ICL	
142	0.02	ICL	
143	0.02	ICL	
144	0.57	ICL	
145	0.27	ICL	
146	0.24	ICL	
147	1.19	ICL	
148	0.07	ICL	
149	0.16	ICL	
150	0.77	ICL	
151	0.41	ICL	
152	0.44	ICL	
153	0.32	ICL	
154	0.23	ICL	
155	0.06	ICL	
156	0.39	ICL	
157	0.4	ICL	
158	1.99	ICL	
159	0.98	ICL	
160	2.24	ICL	
161	1.27	ICL	
162	0.25	ICL	
163	0.06	ICL	
164	0	ICL	Rubble
165	0.08	ICL	
166	0.01	ICL	
167	0.02	ICL	
168	0.41	ICL	
169	0.25	ICL	
170	1.17	ICL	
171	0.53	ICL	
172	0.71	ICL	
173	0.13	ICL	
174	0	ICL	Rubble
175	0.01	ICL	
176	0.02	ICL	
177	0	ICL	Rubble
178	0.31	ICL	
179	0.07	ICL	
180	1.23	ICL	
181	0.38	ICL	
182	0.06	ICL	
183	1.09	ICL	
184	0.22	ICL	
185	0.65	ICL	
186	0.52	ICL	
187	0.66	ICL	
188	2.74	ICL	

Depth (m)	Magnetic Susceptibility	Rock Type	Comments
189	1.38	ICL	
190	0.04	ICL	
191	0.14	ICL	
192	0.09	ICL	
193	0.03	ICL	
194	0.05	ICL	
195	0.17	ICL	
196	0.04	ICL	
197	0.06	ICL	
198	0.04	ICL	
199	0.01	ICL	
200	0.01	ICL	
201	0.64	ICL	
202	0.13	ICL	
203	0.01	ICL	
204	0.02	ICL	
205	0.04	ICL	
206	0.15	ICL	
207	0.03	ICL	
208	0.04	ICL	
209	0.08	ICL	
210	0.05	ICL	
211	0.01	ICL	
212	0.12	ICL	
213	0.16	ICL	
214	0.06	ICL	
215	0.51	ICL	
216	0.17	ICL	
217	0.46	ICL	
218	3.21	ICL	
219	3.21	ICL	

Depth (m)	Magnetic Susceptibility	Unit	Comments
220	3.23	ICL	
221	0.83	ICL	
222	0.16	ICL	
223	2.51	ICL	
224	3.88	ICL	
225	6.2	ICL	
226	1.28	ICL	
227	1.96	ICL	
228	1.08	ICL	
229	3.06	ICL	
230	0.09	ICL	
231	1.79	ICL	
232	2	ICL	
233	1.09	ICL	
234	2.47	ICL	
235	2.54	ICL	
236	0.64	ICL	
237	4.23	ICL	
238	0.4	ICL	
239	1.1	ICL	
240	0.33	ICL	
241	0	ICL	
242	0.01	ICL	
243	0.03	ICL	
244	0.65	ICL	
245	0.09	ICL	
246	0.12	ICL	
247	1.79	ICL	
248	0.4	ICL	
249	0.5	ICL	
250	0.46	ICL	

Depth (m)	Magnetic Susceptibility	Rock Type	Comments
251	0.34	ICL	
252	0.45	ICL	
253	0.09	ICL	
254	0.81	ICL	
255	0.09	ARG	
256	0.03	ARG	
257	0.01	ARG	
258	0	ARG	
259	0.43	ARG	
260	0.17	ARG	
261	0.38	ARG	
262	0.04	ARG	
263	0.05	ARG	
264	0.02	ARG	
265	0.01	ARG	
266	0.15	ARG	
267	0.42	ARG	
268	0.17	ARG	
269	0.01	ARG	
270	0.01	ARG	
271	0.37	ARG	
272	0.02	ARG	
273	0.14	ARG	
274	0.16	ARG	
275	0.02	ARG	
276	0.06	ARG	
277	0.02	ARG	
278	0.11	ARG	
279	0	ARG	
280	0.01	ARG	
281	0.03	ARG	281.18 = EOH

Depth (m)	Magnetic Susceptibility	Unit	Comments

Hole Name	From (m)	Length (m)	Core Size	Rock Type	Weight in Air (g)	Weight in Water (g)	Density (g/cm3)	Specific Gravity	Comments
KEG-12-053									
	32.23	11.7	NQ2	ICL	629.3	396.1	2.7	2.7	Silty limestone with calcareous fractures throughout.
	65.35	13.2	NQ2	ICL	719.4	459.2	2.7	2.8	Banded, medium grained siltstone with few calcite fractures hosting trace to weak pyrrhotite.
	83.45	14	NQ2	ICL	769.4	492.4	2.7	2.8	Moderately bleached, banded siltstone with calcite fractures hosting weak to fair pyrrhotite and sphalerite and trace chalcopyrite and galena.
	107.07	13.9	NQ2	ICL	752.1	464.7	2.7	2.6	Fractured and foliated intercalated silty limestone and siltstone with calcareous and siliceous fractures hosting tradce pyrrhotite and sphalerite.
	131.7	12.7	NQ2	ICL	677.3	394.7	2.6	2.4	Medium grained limestone with with visible calcite blades. Unit is weakly oxidized and clay altered with no visible mineralization.
	158.1	12.2	NQ2	ICL	669.5	408.1	2.7	2.6	Intercalated silty limestone and siltstone with pervasive calcite fractures hosting trace to weak pyrrhotite and trace sphalerite.
	179.61	13.2	NQ2	ICL	715.3	438.5	2.7	2.6	Intercalated silty limestone and siltstone with with a crackled, brecciated texture. Calcareous fractures contain trace to weak pyrrhotite and sphalerite.

Hole Name	From (m)	Length (m)	Core Size	Rock Type	Weight in Air (g)	Weight in Water (g)	Density (g/cm3)	Specific Gravity	Comments
	213.8	13.9	NQ2	ICL	758.8	472.1	2.7	2.7	Foliated and fractured intercalated silty limestone and siltstone with few calcite fractures hosting no visible mineralization.
	220.3	14.6	NQ2	ICL	770	471.7	2.6	2.6	Moderately chlorite and sericite altered siltstone with few calcite fractures hosting weak pyrrhotite, sphalerite and trace galena.
	249.14	12	NQ2	ICL	629.8	276.5	2.6	1.8	Convoluted and brecciated intercalated silty limestone and siltstone with pervasive calcareous fractures hosting no visible mineralization.
	275.9	14.7	NQ2	ARG	771.2	312.8	2.6	1.7	Foliated argillite with weakly chlorite altered, discontinuous, calcareous fractures hosting no visible mineralization.

Keg - Silver Range

Archer, Cathro & Associates (1981) Limited

Grid East	Grid North	Easting	Northing	Elevation	Depth (m)
		586916	6940248	997.15	159.94

ZONE: Keg

SECTION: 11+140

HOLE: KEG-12-054

CLAIM: YD33680

Contractor: Top Rank

Drill: 1

Core Size: NQ2

Casing Depth: 6.25m, Out

Drilling Dates: Jul 14 - Jul 16, 2012

Geology Logged By: J. Builder

SURVEY			
Depth (m)	Azimuth	Dip	Method
0	340	-50	Compass
155	343	-46.2	Ranger

TARGET:

SUMMARY			
From (m)	To (m)	Interval (m)	Rock Type
0	6.25	6.25	CAS
6.25	137	130.75	ICL
137	159.94	22.94	ARG

SAMPLES	
Numbers:	K284874 to K284900, K285001 to K285029
Total:	58
Batch:	049, 052, 053
Certificates:	WH12168814, WH12170306, WH12174519

COMMENTS

Box Log

KEG-12-054

Silver Range
Keg Zone

Archer,Cathro & Associates (1981) Limited

Box Number	From (m)	To (m)
1	6.25	11.17
2	11.17	16.08
3	16.08	21.27
4	21.27	26.7
5	26.7	31.49
6	31.49	37.09
7	37.09	41.59
8	41.59	46.7
9	46.7	51.61
10	51.61	56.55
11	56.55	61.91
12	61.91	66.76
13	66.76	72.19
14	72.19	77.46
15	77.46	82.72
16	82.72	87.35
17	87.35	93.33
18	93.33	98.5
19	98.5	103.92
20	103.92	108.4
21	108.4	113.57
22	113.57	118.35
23	118.35	123.5
24	123.5	128.99
25	128.99	134
26	134	139.46
27	139.46	144.73
28	144.73	149.95
29	149.95	155
30	155	159.94

Box Number	From (m)	To (m)

Box Number	From (m)	To (m)

From (m)	To (m)	Interval (m)	Rock Type	Grain Size	Description	Shade	Colour	Texture	Alteration	Intensity	Mineral	Conc.
0.00	6.25	6.25	CAS	--	Casing, no recovery.							
						--	--	---	---	--	--	0
6.25	8.70	2.45	ICL	FG	Moderately oxidized, rubbly, intercalated silty limestone and siltstone with weakly clay altered joints and fractured surfaces. Calcareous fractures are pervasive and seldom host trace arsenopyrite and galena.							
						LT	GY	RB	CLY	1I	Gn	0.01
						DK	OR	FO	OXI	3I	As	0.01
						DK	GY		BLE	2I		
						--	BF					
8.70	20.92	12.22	ICL	FG	Mostly unaltered, light to dark grey intercalated silty limestone and siltstone with pervasive calcareous fractures and localized bleaching. Weak oxidation is evident on fractured and jointed surfaces. Fractures within bleached zones are preferentially mineralized with weak pyrrhotite, sphalerite and arsenopyrite and trace chalcopyrite and galena. **Intensity of mineralization from 17.00m to 18.10m increases to fair and large euhedral crystals of arsenopyrite fill fractures from 17.94m to 18.10m.**							
						LT	GY		OXI	2I	Sp	0.5
						DK	GY	FO	BLE	3I	Po	1
											As	0.5
											Gn	0.1
											Cp	0.1
20.92	23.00	2.08	ICL	FG	Moderately oxidized subsection containing vuggy calcite veins and hosting no visible mineralization.							
						LT	GY	FO	OXI	3I	--	0
						DK	GY	RB				
						--	BF	FR				
23.00	41.54	18.54	ICL	FG	Intercalated altered and unaltered silty limestone and siltstone with pervasive calcareous fractures. Local bleaching and calc silicate alteration occur frequently with oxidized joints and fractures. Mineralized fractures have calcareous and/or siliceous infills with seldom chlorite alteration. Overall, mineralization is trace; however, seldom fractures host fair pyrrhotite, sphalerite and weak chalcopyrite and galena.							

From (m)	To (m)	Interval (m)	Rock Type	Grain Size	Description	Shade	Colour	Texture	Alteration	Intensity	Mineral	Conc.
						LT	GY		CLS	3I	Cp	0.1
						DK	GN				Gn	0.1
						DK	GY		BLE	3I	Sp	0.5
						--	BF	FO	CHL	2I	Po	0.5
41.54	43.38	1.84	SLM	FG	Brecciated and fractured, chlorite altered silty limestone with an abundance of calcite infill. Zone is moderately chlorite altered thoughout and hosts no visible mineralization. Brecciated areas contain angular, rotated 0.2 to 2.0 cm clasts of wall rock in a calcite matrix. Joints are weakly clay altered.							
						LT	GY					
						DK	GY	BX	CLY	2I	--	0
						--	GN		CHL	3I		
43.38	94.10	50.72	ICL	FG	Highly unaltered, light to dark grey and buff intercalated silty limestone and siltstone with localized bleaching and calc silicate alteration. Mineralization is fracture controlled; weak pyrrhotite, sphalerite and galena, trace chalcopyrite and seldom arsenopyrite. Foliations are planar or undulating with no consistent orientation.							
						LT	GY		CHL	2I	Gn	0.1
						DK	GY		CLS	2I	Sp	1
						--	BF	FO	BLE	2I	Po	1
						--	GN				As	0.01
											Cp	0.1
94.10	94.46	0.36	SLM	FG	Vuggy, oxidized calcite vein in sitly limestone with no discernible contact angles or visible mineralization.							
						DK	OR	FR	OXI	3I	--	0
						--	BF	VU				
94.46	111.46	17.00	ICL	FG	same as 43.38m to 94.10m with intensified mineralization.							
						LT	GY				As	0.5
						DK	GY		BLE	2I	Gn	1
						--	BF	FO	CHL	2I	Po	3
						--	GN		CLS	2I	Sp	2

From (m)	To (m)	Interval (m)	Rock Type	Grain Size	Description	Shade	Colour	Texture	Alteration	Intensity	Mineral	Conc.
111.46	112.54	1.08	ICL	FG	Brecciated and strongly bleached intercalated silty limestone and siliceous siltstone with very pervasive hairline fractures and calcite infill hosting fair blebby and fracture controlled pyrrhotite and sphalerite and weak galena and arsenopyrite. Weak chlorite alteration is evident in fractures.							
						LT	GY				Sp	1
						DK	GY				Po	1
						--	GN	BX	BLE	4I	Po	3
						--	BF				Sp	1
											Gn	1
											Gn	0.05
											As	0.5
											As	0.01
112.54	120.47	7.93	ICL	FG	same as 43.38m to 94.10m with decreased mineralization intensity.							
						LT	GY					
						DK	GY		BLE	2I	Sp	0.5
						--	BF	FO	CLS	2I	Po	0.5
						--	GN		CHL	2I	Gn	0.1
120.47	125.30	4.83	ICL	FG	Moderately altered, intercalated silty limestone and siltstone with pervasive calcareous fractures. Few zones, 5 to 15cm in width, are unaltered, foliated silty limestone or siltstone. Trace, fracture controlled pyrrhotite, sphalerite, galena and arsenopyrite occur throughout.							
						LT	GY	FO	BLE	3I	Po	0.5
						DK	GY		OXI	2I	Gn	0.05
						DK	OR		CHL	2I	Sp	0.5
						--	BF		CLS	3I	As	0.05
125.30	128.25	2.95	ICL	FG	Intercalated foliated and moderately brecciated silty limestone and siltstone. Brecciated zones and weakly calc silicate altered and contain large, up to 4 cm, angular clasts of wallrock in a calcite matrix. Foliated regions are up to 50 cm in width and have no definitive angle of orientation. Trace mineralization, pyrrhotite, sphalerite and galena, is contained in weakly chlorite altered, calcareous fractures.							
						LT	GY	BX	CHL	2I	Po	0.05
						DK	GY				Gn	0.01
						--	BF	FO	CLS	2I	Sp	0.05
						--	GN					

From (m)	To (m)	Interval (m)	Rock Type	Grain Size	Description	Shade	Colour	Texture	Alteration	Intensity	Mineral	Conc.
128.25	128.99	0.74	ICL	FG	Weakly chlorite altered, brecciated fracture. Upper contact is oriented 18° to core axis with no definitive lower contact angle. Breccia consists of 1 to 5 mm, angular and subrounded clasts of wallrock in a dark grey, greenish matrix. Trace, blebby pyrrhotite, sphalerite and galena are visible in breccia matrix.							
						LT	GY				Sp	0.05
						DK	GY				Gn	0.01
						--	GN	BX	CHL	2I	Po	0.05
128.99	137.00	8.01	ICL	FG	Heavily fractured and brecciated intercalated silty limestone and siltstone with an abundance of calcite infill. Calcareous fractures are pervasive throughout and host trace to waek pyrrhotite, trace sphalerite and seldom trace galena; overall, mineralization is trace. Region includes start of gradational contact to calcareous argillite.							
						LT	GY	FR			Sp	0.01
						DK	GY				Gn	0
						--	GN	BX	CHL	2I	Po	0.05
137.00	159.94	22.94	ARG	FG	Region of medium grey to black, intercalated foliated and brecciated calcareous argillite with very pervasive calcite fractures and veins. Foliations are convoluted or planar with no definitive orientation angle. Brecciated zones are weak to moderately clay altered. Fractures uphole of region host weak pyrite and pyrrhotite; overall, mineralization is very minimal.							
						MD	GY	FO	CLY	1I	Po	0.5
						DK	GY					
						--	BK	BX			Py	0.5

KEG-12-054

From (m)	To (m)	Interval (m)	Rock Type	Recovery (m)	Recovery %	Sample Number	BatchName	Batch Class	Standard	Blank	1/4 Dup	Coarse Dup
0.00	0.00	0.00	-QC-	0.00	0	K284891	12-052			☑	☐	☐
0.00	0.00	0.00	-QC-	0.00	0	K285002	12-052			☑	☐	☐
0.00	0.00	0.00	-QC-	0.00	0	K285011	12-052		K-2	☐	☐	☐
0.00	0.00	0.00	-QC-	0.00	0	K285021	12-053		K-4	☐	☐	☐
0.00	0.00	0.00	-QC-	0.00	0	K285027	12-053			☑	☐	☐
0.00	0.00	0.00	-QC-	0.00	0	K284886	12-052		K-3	☐	☐	☐
6.25	8.00	1.75	ICL, CAS	1.75	100	K284874	12-049			☐	☐	☐
8.00	11.00	3.00	ICL	2.85	95	K284875	12-049			☐	☐	☐
11.00	14.00	3.00	ICL	3.00	100	K284876	12-049			☐	☐	☐
14.00	17.00	3.00	ICL	3.00	100	K284877	12-049			☐	☐	☐
17.00	18.50	1.50	ICL	1.48	99	K284878	12-049			☐	☐	☐
18.50	20.00	1.50	ICL	1.47	98	K284879	12-049			☐	☐	☐
20.00	23.00	3.00	ICL	2.76	92	K284880	12-052			☐	☐	☐
23.00	26.00	3.00	ICL	2.92	97	K284881	12-052			☐	☐	☐
26.00	29.00	3.00	ICL	2.80	93	K284882	12-052			☐	☐	☐
29.00	32.00	3.00	ICL	3.00	100	K284883	12-052			☐	☐	☐
32.00	35.00	3.00	ICL	2.90	97	K284884	12-052			☐	☐	☐
35.00	38.00	3.00	ICL	2.67	89	K284885	12-052			☐	☐	☐
38.00	41.00	3.00	ICL	3.00	100	K284887	12-052			☐	☐	☐
41.00	44.00	3.00	ICL	3.00	100	K284888	12-052			☐	☐	☐
44.00	47.00	3.00	ICL	2.83	94	K284889	12-052			☐	☐	☐
47.00	50.00	3.00	ICL	3.00	100	K284890	12-052			☐	☐	☐
50.00	53.00	3.00	ICL	3.00	100	K284892	12-052			☐	☐	☐
53.00	56.00	3.00	ICL	3.00	100	K284893	12-052			☐	☐	☐
56.00	59.00	3.00	ICL	3.00	100	K284894	12-052			☐	☐	☐
59.00	62.00	3.00	ICL	2.75	92	K284895	12-052			☐	☐	☐
62.00	65.00	3.00	ICL	3.00	100	K284896	12-052			☐	☐	☐

From (m)	To (m)	Interval (m)	Rock Type	Recovery (m)	Recovery %	Sample Number	BatchName	Batch Class	Standard	Blank	1/4 Dup	Coarse Dup
62.00	65.00	3.00	ICL	3.00	100	K284897	12-052			☐	☐	☑
65.00	68.00	3.00	ICL	3.00	100	K284898	12-052			☐	☐	☐
68.00	71.00	3.00	ICL	3.00	100	K284899	12-052			☐	☐	☐
71.00	74.00	3.00	ICL	3.00	100	K284900	12-052			☐	☐	☐
74.00	77.00	3.00	ICL	2.95	98	K285001	12-052			☐	☐	☐
77.00	80.00	3.00	ICL	3.00	100	K285003	12-052			☐	☐	☐
80.00	83.00	3.00	ICL	3.00	100	K285004	12-052			☐	☐	☐
83.00	86.00	3.00	ICL	2.86	95	K285005	12-052			☐	☐	☐
86.00	89.00	3.00	ICL	2.97	99	K285006	12-052			☐	☐	☐
86.00	89.00	3.00	ICL	2.97	99	K285007	12-052			☐	☑	☐
89.00	92.00	3.00	ICL	2.97	99	K285008	12-052			☐	☐	☐
92.00	95.00	3.00	ICL	3.00	100	K285009	12-052			☐	☐	☐
95.00	96.50	1.50	ICL	1.50	100	K285010	12-052			☐	☐	☐
96.50	98.00	1.50	ICL	1.50	100	K285012	12-052			☐	☐	☐
98.00	101.00	3.00	ICL	3.00	100	K285013	12-052			☐	☐	☐
101.00	104.00	3.00	ICL	2.85	95	K285014	12-052			☐	☐	☐
104.00	107.00	3.00	ICL	3.00	100	K285015	12-052			☐	☐	☐
107.00	110.00	3.00	ICL	2.90	97	K285016	12-053			☐	☐	☐
110.00	113.00	3.00	ICL	3.00	100	K285017	12-053			☐	☐	☐
113.00	116.00	3.00	ICL	3.00	100	K285018	12-053			☐	☐	☐
116.00	119.00	3.00	ICL	2.91	97	K285019	12-053			☐	☐	☐
119.00	122.00	3.00	ICL	3.00	100	K285020	12-053			☐	☐	☐
122.00	125.00	3.00	ICL	2.90	97	K285022	12-053			☐	☐	☐
125.00	128.00	3.00	ICL	3.00	100	K285023	12-053			☐	☐	☐
128.00	131.00	3.00	ICL	3.00	100	K285024	12-053			☐	☐	☐
131.00	134.00	3.00	ICL	2.97	99	K285025	12-053			☐	☐	☐
134.00	137.00	3.00	ICL	3.00	100	K285026	12-053			☐	☐	☐
137.00	140.00	3.00	ICL, ARG	2.97	99	K285028	12-053			☐	☐	☐

From (m)	To (m)	Interval (m)	Rock Type	Recovery (m)	Recovery %	Sample Number	BatchName	Batch Class	Standard	Blank	1/4 Dup	Coarse Dup
140.00	143.00	3.00	ARG	2.60	87	K285029	12-053			☐	☐	☐

From (m)	To (m)	Interval (m)	Recovery (m)	Recovery %	RQD	RQD %	Reactivity	Hardness	Weathering	Comments
0.00	6.25	6.25	0	0	0.00	0	0R	--	--	Casing, no recovery
6.25	8.00	1.75	1.75	100	0.10	6	3R	2H	3W	
8.00	11.00	3.00	2.85	95	0.65	22	1R	2H	3W	
11.00	14.00	3.00	3	100	0.72	24	1R	2H	3W	
14.00	17.00	3.00	3	100	0.96	32	1R	3H	3W	
17.00	20.00	3.00	2.95	98	1.73	58	1R	3H	3W	
20.00	23.00	3.00	2.76	92	0.43	14	1R	2H	4W	
23.00	26.00	3.00	2.92	97	1.01	34	3R	2H	3W	
26.00	29.00	3.00	2.8	93	1.30	43	3R	2H	3W	
29.00	32.00	3.00	3	100	1.12	37	3R	2H	3W	
32.00	35.00	3.00	2.9	97	1.71	57	3R	2H	2W	
35.00	38.00	3.00	2.67	89	0.53	18	1R	2H	3W	
38.00	41.00	3.00	3	100	0.81	27	1R	2H	3W	
41.00	44.00	3.00	3	100	1.01	34	3R	2H	3W	
44.00	47.00	3.00	2.83	94	1.78	59	3R	3H	3W	
47.00	50.00	3.00	3	100	1.85	62	1R	3H	2W	
50.00	53.00	3.00	3	100	1.67	56	3R	3H	3W	
53.00	56.00	3.00	3	100	1.46	49	3R	3H	3W	
56.00	59.00	3.00	3	100	1.92	64	3R	3H	2W	
59.00	62.00	3.00	2.75	92	2.17	72	3R	2H	2W	
62.00	65.00	3.00	3	100	1.43	48	3R	2H	3W	
65.00	68.00	3.00	3	100	1.87	62	3R	3H	2W	
68.00	71.00	3.00	3	100	2.30	77	1R	2H	3W	
71.00	74.00	3.00	3	100	2.30	77	1R	2H	3W	
74.00	77.00	3.00	2.95	98	2.63	88	3R	3H	2W	
77.00	80.00	3.00	3	100	2.59	86	3R	2H	2W	
80.00	83.00	3.00	3	100	2.34	78	3R	2H	2W	
83.00	86.00	3.00	2.86	95	2.47	82	3R	3H	2W	
86.00	89.00	3.00	2.97	99	2.80	93	3R	3H	2W	

From (m)	To (m)	Interval (m)	Recovery (m)	Recovery %	RQD	RQD %	Reactivity	Hardness	Weathering	Comments
89.00	92.00	3.00	2.97	99	2.80	93	3R	3H	2W	
92.00	95.00	3.00	3	100	2.90	97	3R	2H	3W	
95.00	98.00	3.00	3	100	2.80	93	3R	2H	2W	
98.00	101.00	3.00	3	100	2.50	83	0R	2H	2W	
101.00	104.00	3.00	2.85	95	1.00	33	0R	2H	3W	
104.00	107.00	3.00	3	100	2.29	76	0R	2H	3W	
107.00	110.00	3.00	2.9	97	2.46	82	0R	2H	2W	
110.00	113.00	3.00	3	100	2.46	82	1R	2H	2W	
113.00	116.00	3.00	3	100	2.77	92	1R	3H	2W	
116.00	119.00	3.00	2.91	97	2.16	72	3R	3H	2W	
119.00	122.00	3.00	3	100	1.55	52	3R	3H	3W	
122.00	125.00	3.00	2.9	97	2.25	75	3R	3H	4W	
125.00	128.00	3.00	3	100	2.80	93	3R	2H	2W	
128.00	131.00	3.00	3	100	2.71	90	3R	2H	3W	
131.00	134.00	3.00	2.97	99	2.28	76	3R	2H	3W	
134.00	137.00	3.00	3	100	2.88	96	3R	1H	1W	
137.00	140.00	3.00	2.97	99	2.69	90	3R	1H	1W	
140.00	143.00	3.00	2.6	87	1.44	48	3R	1H	1W	
143.00	146.00	3.00	3	100	0.46	15	3R	1H	1W	
146.00	149.00	3.00	3	100	1.67	56	3R	1H	1W	
149.00	152.00	3.00	3	100	2.16	72	3R	2H	1W	
152.00	155.00	3.00	3	100	1.67	56	3R	1H	1W	
155.00	158.00	3.00	2.76	92	2.14	71	3R	3H	1W	
158.00	159.94	1.94	1.94	100	0.73	38	3R	3H	1W	EOH

KEG-12-054

Depth (m)	Magnetic Susceptibility	Rock Type	Comments
1	0	CAS	Casing, no recovery
2	0	CAS	Casing, no recovery
3	0	CAS	Casing, no recovery
4	0	CAS	Casing, no recovery
5	0	CAS	Casing, no recovery
6	0.34	CAS	At 6.25m
7	0.85	ICL	
8	0.23	ICL	
9	0.19	ICL	
10	0.48	ICL	
11	1.52	ICL	
12	0.75	ICL	
13	0.26	ICL	
14	0.35	ICL	
15	0.31	ICL	
16	0.31	ICL	
17	3.46	ICL	
18	0.13	ICL	
19	0.98	ICL	
20	0.37	ICL	
21	0.48	ICL	
22	2.38	ICL	
23	0.58	ICL	
24	1.66	ICL	
25	3.8	ICL	
26	0.53	ICL	
27	0.52	ICL	
28	2.36	ICL	
29	0.66	ICL	

Depth (m)	Magnetic Susceptibility	Unit	Comments
30	0.04	ICL	
31	0.22	ICL	
32	0.36	ICL	
33	0.74	ICL	
34	2.23	ICL	
35	1.66	ICL	
36	3.55	ICL	
37	2.26	ICL	
38	2.27	ICL	
39	1.33	ICL	
40	2.23	ICL	
41	0.31	ICL	
42	0.02	ICL	
43	0.12	ICL	
44	0.16	ICL	
45	0.34	ICL	
46	1.98	ICL	
47	3.48	ICL	
48	4.28	ICL	
49	1.95	ICL	
50	0.32	ICL	
51	1.24	ICL	
52	0.78	ICL	
53	0.93	ICL	
54	0.64	ICL	
55	0.86	ICL	
56	1.47	ICL	
57	3.47	ICL	
58	0.3	ICL	

Depth (m)	Magnetic Susceptibility	Rock Type	Comments
59	0.73	ICL	
60	0.43	ICL	
61	1.64	ICL	
62	1.69	ICL	
63	0.13	ICL	
64	0.66	ICL	
65	2.96	ICL	
66	2.48	ICL	
67	0.76	ICL	
68	0.87	ICL	
69	2.01	ICL	
70	0.72	ICL	
71	0.87	ICL	
72	1.98	ICL	
73	0.13	ICL	
74	0.74	ICL	
75	1.84	ICL	
76	0.64	ICL	
77	1.02	ICL	
78	0.3	ICL	
79	2.67	ICL	
80	2.72	ICL	
81	0.74	ICL	
82	0.62	ICL	
83	2.33	ICL	
84	2.12	ICL	
85	0.31	ICL	
86	0.22	ICL	
87	0.42	ICL	
88	0.43	ICL	
89	0.7	ICL	

Depth (m)	Magnetic Susceptibility	Unit	Comments
90	0.46	ICL	
91	4.83	ICL	
92	2.31	ICL	
93	1.42	ICL	
94	1.07	ICL	
95	0.98	ICL	
96	1.71	ICL	
97	2.49	ICL	
98	1.4	ICL	
99	2.53	ICL	
100	7.68	ICL	
101	5.3	ICL	
102	0.47	ICL	
103	2.37	ICL	
104	2.07	ICL	
105	0.26	ICL	
106	1.13	ICL	
107	1.65	ICL	
108	1.6	ICL	
109	1.22	ICL	
110	2.81	ICL	
111	0.58	ICL	
112	6.66	ICL	
113	1.8	ICL	
114	3.98	ICL	
115	3.93	ICL	
116	0.75	ICL	
117	1.02	ICL	
118	1.13	ICL	
119	0.41	ICL	
120	1.77	ICL	

Depth (m)	Magnetic Susceptibility	Rock Type	Comments
121	1.64	ICL	
122	0.17	ICL	
123	0.55	ICL	
124	0.27	ICL	
125	0.28	ICL	
126	0.13	ICL	
127	0.65	ICL	
128	0.5	ICL	
129	0.17	ICL	
130	1.15	ICL	
131	0.12	ICL	
132	0.11	ICL	
133	0.26	ICL	
134	0.23	ICL	
135	0.2	ICL	
136	0.92	ICL	
137	0.01	ARG	
137	0.01	ICL	
138	0.01	ARG	
139	0.01	ARG	
140	0.17	ARG	
141	0.04	ARG	
142	0.01	ARG	
143	0.16	ARG	
144	0.18	ARG	
145	0.2	ARG	
146	0.09	ARG	
147	0.01	ARG	
148	0.02	ARG	
149	0.6	ARG	
150	0.15	ARG	

Depth (m)	Magnetic Susceptibility	Unit	Comments
151	0.13	ARG	
152	0.01	ARG	
153	0.02	ARG	
154	0.57	ARG	
155	0.37	ARG	
156	0.76	ARG	
157	0.71	ARG	
158	0.86	ARG	
159	0.26	ARG	
159	0.01	ARG	159.94 EOH

Hole Name

Hole Name	From (m)	Length (m)	Core Size	Rock Type	Weight in Air (g)	Weight in Water (g)	Density (g/cm3)	Specific Gravity	Comments
KEG-12-054									
	26.04	12.4	NQ2	ICL	664.4	419.5	2.7	2.7	cross-cutting calcite fractures (1-3mm thick) weawkly mineralized with Po
	59.5	13.2	NQ2	ICL	724.9	460.2	2.7	2.7	randomly oriented discontinuous calcite fractures weakly mineralized with sulphides
	88.74	13.8	NQ2	ICL	752.4	476.8	2.7	2.7	silty limestone with cross-cutting calcite fractures tracely mineralized with Po
	117.76	12.8	NQ2	ICL	701.1	447.7	2.7	2.8	siltstone partly breacciated by extensive calcite fracturing. Larger fractures moderatly mineralized with Po,Sp,Gn
	155.47	12.4	NQ2	ARG	646.1	400.2	2.6	2.6	unaltered argillite with 1-2mm calcite fractures unmineralized

Keg - Silver Range

Archer, Cathro & Associates (1981) Limited

Grid East	Grid North	Easting	Northing	Elevation	Depth (m)
		587022	6940289	939.2	182

ZONE: Keg

SECTION: 11+240

HOLE: KEG-12-055

CLAIM: YD33682

Contractor: Top Rank

Drill: 1

Core Size: NQ2

Casing Depth: 7.6m, Out

Drilling Dates: Jul 17 - Jul 20, 2012

Geology Logged By: J. Builder

SURVEY			
Depth (m)	Azimuth	Dip	Method
0	338	-50	Compass
182	340	-45.9	Ranger

TARGET:

SUMMARY			
From (m)	To (m)	Interval (m)	Rock Type
0	7.6	7.6	CAS
7.6	63.52	55.92	ICL
63.52	74.6	11.08	FLR
74.6	87.7	13.1	ARG
87.7	182	94.3	ARG

SAMPLES	
Numbers:	K285030 to K285068
Total:	41
Batch:	053, 054
Certificates:	WH12174519, WH12174520

COMMENTS

Box Log

KEG-12-055

Silver Range
Keg Zone

Archer,Cathro & Associates (1981) Limited

Box Number	From (m)	To (m)
1	7.6	11.72
2	11.72	16.05
3	16.05	20.73
4	20.73	26
5	26	31.97
6	31.97	37.4
7	37.4	42.25
8	42.25	47.78
9	47.78	52.3
10	52.3	56.66
11	56.66	61.57
12	61.57	66.47
13	66.47	72.24
14	72.24	77.49
15	77.49	82.93
16	82.93	87.74
17	87.74	93.01
18	93.01	97.35
19	97.35	102.05
20	102.05	106.89
21	106.89	112.1
22	112.1	117
23	117	122.39
24	122.39	127.54
25	127.54	132.98
26	132.98	139.19
27	139.19	143.51
28	143.51	148.54
29	148.54	153.89
30	153.89	159.04
31	159.04	164.88
32	164.88	170
33	170	175.5
34	175.5	180.79
35	180.79	182

Box Number	From (m)	To (m)

From (m)	To (m)	Interval (m)	Rock Type	Grain Size	Description	Shade	Colour	Texture	Alteration	Intensity	Mineral	Conc.
0.00	7.60	7.60	CAS	--	casing, no recovery							
						--	--	---	---	--	--	0
7.60	20.25	12.65	ICL	FG	Oxidized, buff, light to dark grey and dark orange, rubbly, intercalated silty limestone and siltstone with small, localized areas of competent, foliated rock and pervasive calcite infill. Mineralization is fracture controlled and trace overall; weak arsenopyrite, sphalerite, pyrrhotite, pyrite and seldom trace galena. Few fractures are lined with a black (potentially sulfide?) powder that lacks any identifiable properties. Weak clay alteration is prevalent on heavily oxidized surfaces, joints and fractures.							
						LT	GY				Py	0.05
						DK	OR	RB	CLS	2I	As	0.1
						DK	GY	FO	CLY	1I	Sp	0.05
						--	BF	BX	OXI	3I	Gn	0.05
											Po	0.05
20.25	24.78	4.53	ICL	FG	Region of buff, light to dark grey and light green, altered, intercalated silty limestone and siltstone with roughly 8 0.8 cm to 5.0 cm bands of replacement style arsenopyrite. Bands run almost parallel to general rock fabric, ~55° to 60° to core axis. Zone is weakly oxidized and calc silicate altered, fractured and rubbly with small subsections of competent rock. Fractures towards end of interval contain moderate chlorite and trace to weak sphalerite.							
						LT	GY	RB	CLY	1I	As	2
						LT	GN	FO	CHL	2I	Sp	1
						DK	GY		CLS	2I		
						--	BF		OXI	2I		
24.78	55.40	30.62	ICL	FG	Buff, light to dark grey and light green, intercalated rubbly, brecciated and competent silty limestone and siltstone with an abundance of calcite. Region is moderately calc silicate altered with oxidized and rarely chloritized joints and fractures. Calcareous fractures seldom host weak to fair sphalerite, arsenopyrite, sphalerite and trace galena; overall, mineralization is trace.							
						LT	GN	FO	OXI	2I	Sp	0.05
						LT	GY	BX	CLY	1I	Gn	0.01

From (m)	To (m)	Interval (m)	Rock Type	Grain Size	Description	Shade	Colour	Texture	Alteration	Intensity	Mineral	Conc.
						DK	GY		CLS	3I	Po	0.05
						--	BF	RB	CLS	1I	As	0.01
55.40	63.52	8.12	ICL	FG	Foliated and fractured, light to dark grey, light green and buff intercalated rubbly and competent silty limestone and siltstone with pervasive, weakly chlorite altered fractures that rarely host trace pyrite. Fractured and broken surfaces are weakly oxidized while calc silicate alteration occurs locally. Foliations and calcareous fractures are planar, undulating or discontinuous with no consistency. **One weakly oxidized, brecciated fracture exists from 62.95m to 63.08 with upper and lower contacts oriented 45° to core axis; 0.1 cm to 1.0 cm, angular, rotated clasts of wall rock in an oxidized, calcite matrix.**							
						LT	GY	FR	CLS	1I	Py	0.01
						LT	GN	FO	CHL	2I		
						DK	GY	RB	OXI	1I		
						--	BF					
63.52	65.30	1.78	FLR	FG	Intensely graphitic and calcareous, sheared and locally brecciated, clay altered fault rock. Calcareous infill contains trace fine grained pyrite.							
						MD	GY	SH				
						--	BK	BX	CLY	3I	Py	0.05
								RB				
65.30	74.60	9.30	FLR	FG	Strongly sheared and brecciated, moderately chlorite altered fault rock with an abundance of calcite infill hosting trace pyrite, sphalerite, chalcopyrite and galena. Rock competency increases downhole of interval, starting gradational contact into foliated rock.							
						LT	GY	BX	CHL	3I	Py	0.05
						DK	GY	RB			Gn	0.01
						--	GN	SH	CLY	3I	Sp	0.05
								FO			Cp	0.01

From (m)	To (m)	Interval (m)	Rock Type	Grain Size	Description	Shade	Colour	Texture	Alteration	Intensity	Mineral	Conc.
74.60	87.70	13.10	ARG	FG	Light to dark grey and light green foliated bleached argillite with pervasive calcareous fracturing throughout. Foliations are thin (0.5 to 5.0 cm), weakly undulating and show a general orientation perpendicular to core axis while calcite fractures are discontinuous and tend to be oriented almost parallel to core axis. Calcareous fractures host the majority of mineralization; trace to weak arsenopyrite, pyrite, sphalerite and seldom galena. The darker of the bands have a light greenish hue exemplifying a weak chlorite or sericite alteration.							
						LT	GY	FR	BLE	3I	Py	0.05
						LT	GN				Sp	0.05
						DK	GY	FO	CHL	2I	As	0.05
											Gn	0.01
87.70	93.25	5.55	ARG	FG	Foliated, competent, calcareous argillite with pervasive calcite fractures and trace to weak disseminated pyrite and trace fracture controlled pyrite.							
						LT	GY	FO	---	--	Py	2
						DK	GY	FR			Py	0.05
						--	BK					
93.25	97.35	4.10	ARG	FG	Rubbly, calcareous argillite with trace to weak disseminated pyrite and an abundance of calcite infill.							
						LT	GY					
						DK	GY					
						--	BK	RB	---	--	Py	1
97.35	102.01	4.66	ARG	FG	same as 87.70m to 93.25m with an increase in calcite fractures.							
						LT	GY					
						DK	GY	FR			Py	0.05
						--	BK	FO	---	--	Py	1
102.01	105.49	3.48	ARG	FG	same as 93.25m to 97.35m with small, locally brecciated zones.							
						DK	GY	BX				
						--	BK	RB	---	--	Py	1
105.49	149.81	44.32	ARG	FG	same as 87.70m to 93.25m.							
						LT	GY					
						DK	GY	FR				
						--	BK	FO	---	--	Py	2

From (m)	To (m)	Interval (m)	Rock Type	Grain Size	Description	Shade	Colour	Texture	Alteration	Intensity	Mineral	Conc.
149.81	154.67	4.86	ARG	FG	Heavily fractured and brecciated calcareous argillite with trace to weak disseminated and interstitial pyrite.							
						LT	GY	FR			Py	0.01
						DK	GY	BX	---	--	Py	2
						--	BK					
154.67	166.71	12.04	ARG	FG	same as 87.70m to 93.25m with an increase in calcite fractures.							
						MD	GY	FO	---	--	Py	1
						--	BK	FR				
166.71	169.96	3.25	ARG	FG	same as 149.81m to 154.67m.							
						MD	GY	BX	---	--	Py	2
						--	BK	FR			Py	0.01
169.96	182.00	12.04	ARG	FG	same as 87.70m to 93.25m.							
						MD	GY	FO	---	--	Py	2
						--	BK	FR				

From (m)	To (m)	Interval (m)	Rock Type	Recovery (m)	Recovery %	Sample Number	BatchName	Batch Class	Standard	Blank	1/4 Dup	Coarse Dup
0.00	0.00	0.00	-QC-	0.00	0	K285042	12-053			☑	☐	☐
0.00	0.00	0.00	-QC-	0.00	0	K285055	12-054			☑	☐	☐
0.00	0.00	0.00	-QC-	0.00	0	K285067	12-054		K-4	☐	☐	☐
0.00	0.00	0.00	-QC-	0.00	0	K285036	12-053		K-2	☐	☐	☐
8.00	11.00	3.00	ICL	3.00	100	K285030	12-053			☐	☐	☐
11.00	14.00	3.00	ICL	2.95	98	K285031	12-053			☐	☐	☐
11.00	14.00	3.00	ICL	2.95	98	K285032	12-053			☐	☐	☑
14.00	17.00	3.00	ICL	3.00	100	K285033	12-053			☐	☐	☐
17.00	20.00	3.00	ICL	3.00	100	K285034	12-053			☐	☐	☐
20.00	23.00	3.00	ICL	2.26	75	K285035	12-053			☐	☐	☐
23.00	26.00	3.00	ICL	3.00	100	K285037	12-053			☐	☐	☐
26.00	29.00	3.00	ICL	2.77	92	K285038	12-053			☐	☐	☐
29.00	32.00	3.00	ICL	2.80	93	K285039	12-053			☐	☐	☐
32.00	35.00	3.00	ICL	2.37	79	K285040	12-053			☐	☐	☐
35.00	38.00	3.00	ICL	2.74	91	K285041	12-053			☐	☐	☐
38.00	41.00	3.00	ICL	3.00	100	K285043	12-053			☐	☐	☐
41.00	44.00	3.00	ICL	2.20	73	K285044	12-053			☐	☐	☐
44.00	47.00	3.00	ICL	3.00	100	K285045	12-053			☐	☐	☐
47.00	50.00	3.00	ICL	3.00	100	K285046	12-053			☐	☐	☐
50.00	53.00	3.00	ICL	2.74	91	K285047	12-053			☐	☐	☐
50.00	53.00	3.00	ICL	2.74	91	K285048	12-053			☐	☑	☐
53.00	56.00	3.00	ICL	3.00	100	K285049	12-053			☐	☐	☐
56.00	59.00	3.00	ICL	3.00	100	K285050	12-053			☐	☐	☐
59.00	62.00	3.00	ICL	3.00	100	K285051	12-053			☐	☐	☐
62.00	63.52	1.52	ICL	1.52	100	K285052	12-054			☐	☐	☐
63.52	65.30	1.78	ICL, FLR	1.72	97	K285053	12-054			☐	☐	☐
65.30	68.00	2.70	FLR	2.12	79	K285054	12-054			☐	☐	☐

From (m)	To (m)	Interval (m)	Rock Type	Recovery (m)	Recovery %	Sample Number	BatchName	Batch Class	Standard	Blank	1/4 Dup	Coarse Dup
68.00	71.00	3.00	FLR	2.62	87	K285056	12-054			☐	☐	☐
71.00	72.70	1.70	FLR	1.45	85	K285057	12-054			☐	☐	☐
72.70	74.40	1.70	FLR	1.50	88	K285058	12-054			☐	☐	☐
74.40	77.00	2.60	FLR	2.60	100	K285059	12-054			☐	☐	☐
77.00	80.00	3.00	ARG	3.00	100	K285060	12-054			☐	☐	☐
80.00	83.00	3.00	ARG	2.87	96	K285061	12-054			☐	☐	☐
80.00	83.00	3.00	ARG	2.87	96	K285062	12-054			☐	☑	☐
83.00	86.00	3.00	ARG	3.00	100	K285063	12-054			☐	☐	☐
86.00	87.70	1.70	ARG	1.69	99	K285064	12-054			☐	☐	☐
87.70	90.00	2.30	ARG, ARG	2.29	100	K285065	12-054			☐	☐	☐
90.00	92.00	2.00	ARG	2.00	100	K285066	12-054			☐	☐	☐
92.00	95.00	3.00	ARG	3.00	100	K285068	12-054			☐	☐	☐

From (m)	To (m)	Interval (m)	Recovery (m)	Recovery %	RQD	RQD %	Reactivity	Hardness	Weathering	Comments
0.00	7.60	7.60	0	0	0.00	0	0R	--	--	Casing, no recovery
7.60	8.00	0.40	0.4	100	0.00	0	3R	2H	4W	
8.00	11.00	3.00	3	100	0.17	6	3R	2H	4W	
11.00	14.00	3.00	2.95	98	0.91	30	3R	3H	4W	
14.00	17.00	3.00	3	100	0.20	7	3R	2H	4W	
17.00	20.00	3.00	3	100	0.00	0	3R	2H	4W	
20.00	23.00	3.00	2.26	75	0.55	18	3R	2H	4W	
23.00	26.00	3.00	3	100	0.63	21	3R	2H	4W	
26.00	29.00	3.00	2.77	92	0.54	18	3R	2H	4W	
29.00	32.00	3.00	2.8	93	1.01	34	3R	3H	3W	
32.00	35.00	3.00	2.37	79	0.13	4	1R	3H	3W	
35.00	38.00	3.00	2.74	91	0.56	19	3R	3H	4W	
38.00	41.00	3.00	3	100	0.63	21	1R	2H	4W	
41.00	44.00	3.00	2.2	73	0.64	21	3R	2H	4W	
44.00	47.00	3.00	3	100	0.11	4	3R	2H	4W	
47.00	50.00	3.00	3	100	0.16	5	1R	2H	4W	
50.00	53.00	3.00	2.74	91	0.97	32	3R	2H	4W	
53.00	56.00	3.00	3	100	1.03	34	3R	2H	4W	
56.00	59.00	3.00	3	100	0.33	11	3R	2H	4W	
59.00	62.00	3.00	3	100	0.56	19	3R	2H	3W	
62.00	65.00	3.00	3	100	0.27	9	3R	2H	2W	
65.00	68.00	3.00	2.36	79	0.96	32	3R	2H	1W	
68.00	71.00	3.00	2.62	87	0.89	30	3R	2H	1W	
71.00	74.00	3.00	2.55	85	0.48	16	3R	2H	1W	
74.00	77.00	3.00	3	100	1.97	66	3R	2H	1W	
77.00	80.00	3.00	3	100	2.32	77	3R	2H	1W	
80.00	83.00	3.00	2.87	96	1.96	65	3R	3H	1W	
83.00	86.00	3.00	3	100	1.50	50	3R	4H	1W	
86.00	89.00	3.00	2.98	99	1.74	58	3R	3H	1W	

From (m)	To (m)	Interval (m)	Recovery (m)	Recovery %	RQD	RQD %	Reactivity	Hardness	Weathering	Comments
89.00	92.00	3.00	3	100	1.26	42	3R	2H	1W	
92.00	95.00	3.00	3	100	0.99	33	3R	2H	1W	
95.00	98.00	3.00	3	100	0.80	27	3R	2H	1W	
98.00	101.00	3.00	3	100	0.97	32	3R	2H	1W	
101.00	104.00	3.00	3	100	1.40	47	3R	2H	1W	
104.00	107.00	3.00	3	100	1.14	38	3R	4H	1W	
107.00	110.00	3.00	3	100	1.26	42	3R	3H	1W	
110.00	113.00	3.00	3	100	2.46	82	3R	4H	1W	
113.00	116.00	3.00	3	100	1.34	45	3R	4H	1W	
116.00	119.00	3.00	3	100	2.21	74	3R	3H	1W	
119.00	122.00	3.00	2.83	94	1.35	45	3R	4H	1W	
122.00	125.00	3.00	3	100	1.84	61	3R	4H	1W	
125.00	128.00	3.00	2.99	100	2.05	68	3R	4H	1W	
128.00	131.00	3.00	3	100	2.10	70	3R	4H	1W	
131.00	134.00	3.00	2.83	94	1.88	63	3R	4H	1W	
134.00	137.00	3.00	3	100	1.69	56	3R	5H	1W	
137.00	140.00	3.00	3	100	2.07	69	3R	4H	1W	
140.00	143.00	3.00	3	100	1.92	64	3R	4H	1W	
143.00	146.00	3.00	2.96	99	1.31	44	3R	4H	1W	
146.00	149.00	3.00	3	100	1.94	65	3R	4H	1W	
149.00	152.00	3.00	2.98	99	1.63	54	3R	4H	1W	
152.00	155.00	3.00	3	100	1.50	50	3R	4H	1W	
155.00	158.00	3.00	3	100	1.66	55	3R	4H	1W	
158.00	161.00	3.00	3	100	0.97	32	3R	4H	1W	
161.00	164.00	3.00	3	100	2.05	68	3R	3H	1W	
164.00	167.00	3.00	3	100	2.04	68	3R	3H	1W	
167.00	170.00	3.00	3	100	1.28	43	3R	3H	1W	
170.00	173.00	3.00	2.97	99	1.37	46	3R	3H	1W	
173.00	176.00	3.00	3	100	1.54	51	3R	3H	1W	
176.00	179.00	3.00	2.95	98	2.03	68	3R	4H	1W	
179.00	182.00	3.00	3	100	1.87	62	3R	4H	1W	End of hole

Depth (m)	Magnetic Susceptibility	Rock Type	Comments
1	0	CAS	Casing, no recovery
2	0	CAS	Casing, no recovery
3	0	CAS	Casing, no recovery
4	0	CAS	Casing, no recovery
5	0	CAS	Casing, no recovery
6	0	CAS	Casing, no recovery
7	0	CAS	Casing, no recovery
8	0	ICL	Rubble
9	0.34	ICL	
10	0.36	ICL	
11	0.01	ICL	
12	1.12	ICL	
13	0.39	ICL	
14	0.33	ICL	
15	0	ICL	Rubble
16	0.07	ICL	
17	0	ICL	
18	0.12	ICL	
19	0	ICL	
20	0	ICL	
21	0.12	ICL	
22	0.01	ICL	
23	0.08	ICL	
24	0.1	ICL	
25	0.19	ICL	
26	0.43	ICL	
27	1.14	ICL	
28	0.05	ICL	
29	0.38	ICL	

Depth (m)	Magnetic Susceptibility	Unit	Comments
30	0.23	ICL	
31	0.13	ICL	
32	0.01	ICL	
33	0.05	ICL	
34	0.07	ICL	
35	0.04	ICL	
36	0	ICL	
37	0.07	ICL	
38	0.03	ICL	
39	0.02	ICL	
40	0.06	ICL	
41	0.01	ICL	
42	0.16	ICL	
43	0.06	ICL	
44	0	ICL	Rubble
45	0	ICL	Rubble
46	0.02	ICL	
47	0.16	ICL	
48	1.03	ICL	
49	0	ICL	Rubble
50	0.04	ICL	
51	0.1	ICL	
52	0.01	ICL	
53	0.01	ICL	
54	0.05	ICL	
55	0.01	ICL	
56	2.15	ICL	
57	0.22	ICL	
58	0.02	ICL	

Depth (m)	Magnetic Susceptibility	Rock Type	Comments
59	0.48	ICL	
60	0.08	ICL	
61	0.03	ICL	
62	0	ICL	
63	0	ICL	
64	0.22	FLR	
65	0.06	FLR	
66	0.62	FLR	
67	0	FLR	Rubble
68	0.11	FLR	
69	0.12	FLR	
70	0.11	FLR	
71	0.01	FLR	
72	0.22	FLR	
73	0.22	FLR	
74	0.11	FLR	
75	1.13	ARG	
76	0.24	ARG	
77	1.74	ARG	
78	0.31	ARG	
79	1.14	ARG	
80	1.9	ARG	
81	0.64	ARG	
82	1.53	ARG	
83	0.29	ARG	
84	0.22	ARG	
85	0.63	ARG	
86	0.15	ARG	
87	2	ARG	
88	0.52	ARG	
89	0.22	ARG	

Depth (m)	Magnetic Susceptibility	Unit	Comments
90	0.13	ARG	
91	0.13	ARG	
92	0.04	ARG	
93	0.1	ARG	
94	0.55	ARG	
95	0.05	ARG	
96	0.02	ARG	
97	0.05	ARG	
98	0.04	ARG	
99	0.24	ARG	
100	0.23	ARG	
101	0.23	ARG	
102	0.2	ARG	
103	0.18	ARG	
104	0.02	ARG	
105	0.65	ARG	
106	0.2	ARG	
107	0.21	ARG	
108	0.44	ARG	
109	0.01	ARG	
110	0.54	ARG	
111	1.15	ARG	
112	0.47	ARG	
113	0.27	ARG	
114	0.02	ARG	
115	0.51	ARG	
116	0.14	ARG	
117	0.4	ARG	
118	0.71	ARG	
119	0.34	ARG	
120	0.45	ARG	

Depth (m)	Magnetic Susceptibility	Rock Type	Comments
121	0.89	ARG	
122	1.6	ARG	
123	0.13	ARG	
124	0.02	ARG	
125	0.04	ARG	
126	0.99	ARG	
127	0.52	ARG	
128	0.56	ARG	
129	0.02	ARG	
130	0.05	ARG	
131	0.21	ARG	
132	0.4	ARG	
133	0.1	ARG	
134	0.1	ARG	
135	0.46	ARG	
136	0.04	ARG	
137	0.45	ARG	
138	0.26	ARG	
139	0.11	ARG	
140	0.38	ARG	
141	0.56	ARG	
142	0.17	ARG	
143	0.72	ARG	
144	0.26	ARG	
145	1.12	ARG	
146	0.08	ARG	
147	0.04	ARG	
148	0.53	ARG	
149	0.27	ARG	
150	0.21	ARG	
151	0	ARG	
152	0.3	ARG	
153	0.21	ARG	
154	0.02	ARG	
155	0.04	ARG	
156	0	ARG	
157	0.03	ARG	
158	0.21	ARG	
159	0.04	ARG	
160	0.03	ARG	
161	0.1	ARG	
162	0.17	ARG	
163	0.03	ARG	
164	0.04	ARG	
165	0.12	ARG	
166	0	ARG	
167	0.02	ARG	
168	0.05	ARG	
169	0.05	ARG	
170	0.04	ARG	
171	0.24	ARG	
172	0	ARG	
173	0.04	ARG	
174	0.1	ARG	
175	0.52	ARG	
176	0.06	ARG	
177	0.03	ARG	
178	0.02	ARG	
179	0.02	ARG	
180	0.12	ARG	
181	0.05	ARG	
182	0.2	ARG	End of hole

Hole Name

Hole Name	From (m)	Length (m)	Core Size	Rock Type	Weight in Air (g)	Weight in Water (g)	Density (g/cm3)	Specific Gravity	Comments
KEG-12-055									
	41.55	13.7	NQ2	ICL	732.3	460.6	2.7	2.7	Weakly calc silicate and chlorite altered brecciated and foliated silty limestone and siltstone with few fractures hosting weak to fair arsenopyrite.
	75.55	12.7	NQ2	ARG	680.5	427.3	2.7	2.7	Very thinly foliated, bleached argillite with no visible mineralization.
	111.28	13.2	NQ2	ARG	698.7	441.5	2.6	2.7	Medium to dark grey, foliated argillite with pervasive calcite fractures and trace to weak, disseminated, euhedral pyrite.

Keg - Silver Range

Archer, Cathro & Associates (1981) Limited

Grid East	Grid North	Easting	Northing	Elevation	Depth (m)
		586890	6940326	984.66	152

ZONE: Keg

SECTION: 11+140

HOLE: KEG-12-056

CLAIM: YD33680

Contractor: Top Rank

Drill: 1

Core Size: NQ2

Casing Depth: 5m, Out

Drilling Dates: Jul 20 - Jul 22, 2012

Geology Logged By: J. Builder

SURVEY			
Depth (m)	Azimuth	Dip	Method
0	338	-50	Compass
150	338	-50	Compass

TARGET:

SUMMARY			
From (m)	To (m)	Interval (m)	Rock Type
0	5	5	CAS
5	141.8	136.8	ICL
141.8	152	10.2	ARG

SAMPLES	
Numbers:	K285069 to K285132
Total:	66
Batch:	054, 057, 058
Certificates:	WH12174520, WH12176027, WH12180289

COMMENTS
Hole not surveyed - tool broken

Box Log

KEG-12-056

Silver Range
Keg Zone

Archer,Cathro & Associates (1981) Limited

Box Number	From (m)	To (m)
1	5	11.06
2	11.06	15.96
3	15.96	20.67
4	20.67	26.14
5	26.14	31.55
6	31.55	36.13
7	36.13	42.04
8	42.04	47
9	47	52.73
10	52.73	58.93
11	58.93	63.51
12	63.51	69.38
13	69.38	74.44
14	74.44	79.83
15	79.83	85.29
16	85.29	90.64
17	90.64	96.07
18	96.07	101.59
19	101.59	107
20	107	112.6
21	112.6	118.43
22	118.43	124.39
23	124.39	129.88
24	129.88	135.07
25	135.07	139.43
26	139.43	144.13
27	144.13	149.12
28	149.12	152

Box Number	From (m)	To (m)

Box Number	From (m)	To (m)

From (m)	To (m)	Interval (m)	Rock Type	Grain Size	Description	Shade	Colour	Texture	Alteration	Intensity	Mineral	Conc.
0.00	5.00	5.00	CAS	--	Casing; no recovery							
						--	--	---	---	--	--	0
5.00	9.07	4.07	ICL	FG	Rubbly, weakly clay and chlorite altered, intercalated silty limestone and siltstone with few calcite lined, chlorite altered, 1.5cm, veins of strong arsenopyrite and fair sphalerite.							
						LT	GY					
						DK	GY					
						--	GN	RB	CLY	2I	As	3
						--	BF		CHL	3I	Sp	2
9.07	20.45	11.38	ICL	FG	Oxidized, sericite and chlorite altered, intercalated silty limestone and siltstone with pervasive calcite fractures rarely hosting pyrrhotite, sphalerite and galena; overall, mineralization is trace to weak. Fractures and foliations show no consistent orientation.							
						LT	GY					
						DK	GY	FO	SER	2I	Gn	0.5
						--	BF		CHL	2I	Po	1
						--	GN		OXI	2I	Sp	0.5
20.45	33.94	13.49	ICL	FG	Strongly mineralized, chloritized, sericitized and bleached, intercalated silty limestone and siltstone with oxidized fracture envelopes and joint surfaces. Foliations are generally planar with fluctuating angles of orientation. Mineralization is replacement style bands with minor occurrences of fracture fill; pyrrhotite, galena, sphalerite, chalcopyrite and pyrite. **22.08m to 22.37m; highly mineralized vein, 2.2 cm in width and oriented 16° to core axis hosting semi massive chalcopyrite, sphalerite and galena with a calcite lining.** ***27.79m to 28.22m; semi massive replacement style bands of sphalerite and chalcopyrite and moderate pyrite and galena.***							
						LT	GY		SER	2I	Cp	1
						DK	GY	FO	BLE	2I	Cp	2
						--	BF		CHL	2I	Po	1
									OXI	1I	Gn	4
											Sp	6
											Po	4
											Sp	2

From (m)	To (m)	Interval (m)	Rock Type	Grain Size	Description	Shade	Colour	Texture	Alteration	Intensity	Mineral	Conc.
											Gn	1
											Py	2
33.94	39.20	5.26	ICL	FG	Rubbly, oxidized, intercalated silty limestone and siltstone with weak fracture controlled sphalerite. Potential fault zone?							
						LT	GY	FO	OXI	2I		
						DK	GY	RB	SER	1I	Sp	0.5
						--	BF					
						--	OR					
39.20	60.63	21.43	ICL	FG	Foliated, competent, weakly sericitized and chloritized, intercalated silty limestone and siltstone with pervasive calcareous fractures and localized bleaching. Oxidation is pervasive as fracture envelopes and on jointed surfaces. Foliations are planar or convoluted with no consistent orientation. Zone also exhibits localized weakly brecciated areas with an abundance of calcite infill. Mineralization is mainly fracture controlled and trace to weak overall; sphalerite, pyrite, galena and pyrrhotite. Bleached regions host trace blebby sphalerite. Bleaching hosts trace blebby sphalerite and oxidized fractures are commonly lined with a black (potential sulfide?) powder that lacks any identifiable properties.							
						LT	GY		CHL	2I	Po	0.5
						DK	GY	FO	OXI	3I	Py	0.1
						--	BF	FR	BLE	2I	Sp	0.05
						--	GN		SER	2I	Sp	1
											Gn	0.1
60.63	76.66	16.03	ARG	FG	Foliated and fractured, weakly oxidized, calcareous argillite with localized rubbly zones. Foliations and fractures are planar, undulating or discontinuous with no consistency. Occasional trace to weak pyrite is fracture controlled. Upper contact for bed is oriented 66° to core axis while lower contact is diffuse and gradational. **65.32m to 65.44m; Calcareous black gouge with no visible mineralization**							
						LT	GY	FR				
						DK	OR	FO	OXI	2I	Py	1
						DK	GY					
						--	BK					

From (m)	To (m)	Interval (m)	Rock Type	Grain Size	Description	Shade	Colour	Texture	Alteration	Intensity	Mineral	Conc.
76.66	90.33	13.67	ICL	FG	Foliated and fractured, weakly oxidized, sericitized and chloritized, intercalated silty limestone and siltstone with weak disseminated, euhedral pyrite and weak to fair fracture controlled sphalerite, pyrite, pyrrhotite and galena. Few calcareous fractures have a weakly vuggy texture. Foliations are planar or undulating. Fractures are planar, discontinuous or crackled and generally calcareous.**80.53m to 83.90m; Rock lacks intensity of oxidation and mineralization intensity slightly increases.**							
						LT	GY	FR	CHL	2I	Sp	1
						DK	GY	FO	OXI	2I	Py	2
						--	OR		SER	2I	Po	2
						--	BF				Gn	1
90.33	92.57	2.24	FLR	FG	Weakly clay altered, moderately oxidized rubbly fault rock with no visible mineralization and minor calcite infill.							
						--	GY	RB	CLY	2I	--	0
						--	OR		OXI	3I		
						--	BF					
92.57	98.45	5.88	ICL	FG	Sheared and weakly brecciated intercalated silty limestone and siltstone with localized foliated zones and minor calcite infill hosting trace pyrite.							
						LT	GY		CHL	2I		
						DK	OR	BX	OXI	2I		
						DK	GY					
						--	BF	SH	CLY	1I	Py	0.5
						--	GN	FO	SER	2I		
98.45	113.20	14.75	ICL	FG	Foliated and fractured, intercalated silty limestone and silstone with minor rubble and pervasive calcite fractures. Fracutres are crackled, discontinuous or rarely planar and seldom host trace pyrrhotite and sphalerite. Region is weakly oxidized and sericitized with potential weak calc silicate alteration(?).							
						LT	GY	FO	OXI	2I	Po	0.01
						DK	GY	FR	SER	1I	Sp	0.01
						--	BF					

From (m)	To (m)	Interval (m)	Rock Type	Grain Size	Description	Shade	Colour	Texture	Alteration	Intensity	Mineral	Conc.
113.20	122.00	8.80	ICL	FG	Potential fault zone? Weakly brecciated, rubbly and fractured, intercalated silty limestone and siltstone with localized zones of competent, foliated rock. Weak oxidation, sericitization and trace chloritization is prevalent throughout interval. Occasional fractures are lined with a black (potential sulfide?) powder that lacks any identifiable properties. Trace, fracture controlled pyrrhotite is sparse.							
						LT	GY	BX	SER	2I		
						DK	GY	FO	OXI	2I		
						--	BF	RB	CHL	1I	Po	0.05
								FR				
122.00	141.80	19.80	ICL	FG	Extremely limey, light to dark grey and light green, weakly bleached, chloritized and sericitized, intercalated silty limestone and siltstone with pervasive calcite infill. Chloritization is diffuse throughout interval and concentrated in occasional fractures. Very seldom trace pyrrhotite is fracture controlled. Occasional, distinct calcite fractures have a vuggy texture. **Gradational change to calcareous argillite, which hosts weak disseminated, euhedral pyrite, begins at 134.95m.**							
						LT	GY	FO	SER	2I	Po	0.1
						LT	GN		BLE	2I	Py	0.1
						DK	GY	FR	CHL	2I	Py	0.5
141.80	152.00	10.20	ARG	FG	Light to dark grey, foliated, calcareous argillite with pervasive, irregular calcite fractures seldom hosting trace fine grained pyrite. Unit also hosts trace to weak, disseminated, euhedral pyrite. Occasional fractures are brecciated but lack any additional sulfides.							
						LT	GY	FR			Py	1
						DK	GY	FO	---	--	Py	0.1

From (m)	To (m)	Interval (m)	Rock Type	Recovery (m)	Recovery %	Sample Number	BatchName	Batch Class	Standard	Blank	1/4 Dup	Coarse Dup
0.00	0.00	0.00	-QC-	0.00	0	K285082	12-054		K-2	☐	☐	☐
0.00	0.00	0.00	-QC-	0.00	0	K285098	12-057			☑	☐	☐
0.00	0.00	0.00	-QC-	0.00	0	K285105	12-057			☑	☐	☐
0.00	0.00	0.00	-QC-	0.00	0	K285113	12-057		K-3	☐	☐	☐
0.00	0.00	0.00	-QC-	0.00	0	K285120	12-057		K-4	☐	☐	☐
0.00	0.00	0.00	-QC-	0.00	0	K285129	12-058			☑	☐	☐
0.00	0.00	0.00	-QC-	0.00	0	K285077	12-054			☑	☐	☐
5.00	8.00	3.00	ICL, CAS	1.25	42	K285069	12-054			☐	☐	☐
8.00	11.00	3.00	ICL	3.00	100	K285070	12-054			☐	☐	☐
11.00	14.00	3.00	ICL	3.00	100	K285071	12-054			☐	☐	☐
11.00	14.00	3.00	ICL	3.00	100	K285072	12-054			☐	☐	☑
14.00	17.00	3.00	ICL	3.00	100	K285073	12-054			☐	☐	☐
17.00	19.00	2.00	ICL	2.00	100	K285074	12-054			☐	☐	☐
19.00	20.45	1.45	ICL	1.45	100	K285075	12-054			☐	☐	☐
20.45	23.00	2.55	ICL	2.55	100	K285076	12-054			☐	☐	☐
23.00	26.00	3.00	ICL	2.91	97	K285078	12-054			☐	☐	☐
26.00	28.25	2.25	ICL	2.25	100	K285079	12-054			☐	☐	☐
28.25	30.00	1.75	ICL	1.73	99	K285080	12-054			☐	☐	☐
30.00	32.00	2.00	ICL	1.95	98	K285081	12-054			☐	☐	☐
32.00	33.94	1.94	ICL	1.91	98	K285083	12-054			☐	☐	☐
33.94	36.00	2.06	ICL	2.01	98	K285084	12-054			☐	☐	☐
36.00	38.00	2.00	ICL	1.93	97	K285085	12-054			☐	☐	☐
38.00	41.00	3.00	ICL	2.17	72	K285086	12-054			☐	☐	☐
41.00	44.00	3.00	ICL	3.00	100	K285087	12-054			☐	☐	☐
44.00	47.00	3.00	ICL	3.00	100	K285088	12-057			☐	☐	☐
47.00	50.00	3.00	ICL	2.46	82	K285089	12-057			☐	☐	☐
50.00	53.00	3.00	ICL	3.00	100	K285090	12-057			☐	☐	☐

From (m)	To (m)	Interval (m)	Rock Type	Recovery (m)	Recovery %	Sample Number	BatchName	Batch Class	Standard	Blank	1/4 Dup	Coarse Dup
53.00	56.00	3.00	ICL	2.90	97	K285091	12-057			☐	☐	☐
53.00	56.00	3.00	ICL	2.90	97	K285092	12-057			☐	☑	☐
56.00	58.00	2.00	ICL	1.75	88	K285093	12-057			☐	☐	☐
58.00	60.63	2.63	ICL	2.51	95	K285094	12-057			☐	☐	☐
60.63	63.00	2.37	ICL	2.37	100	K285095	12-057			☐	☐	☐
63.00	65.00	2.00	ICL	2.00	100	K285096	12-057			☐	☐	☐
65.00	68.00	3.00	ICL	2.35	78	K285097	12-057			☐	☐	☐
68.00	71.00	3.00	ICL	2.85	95	K285099	12-057			☐	☐	☐
71.00	74.00	3.00	ICL	3.00	100	K285100	12-057			☐	☐	☐
74.00	76.66	2.66	ICL	2.66	100	K285101	12-057			☐	☐	☐
76.66	79.00	2.34	ICL	2.34	100	K285102	12-057			☐	☐	☐
79.00	80.60	1.60	ICL	1.60	100	K285103	12-057			☐	☐	☐
80.60	83.00	2.40	ICL	2.40	100	K285104	12-057			☐	☐	☐
83.00	86.00	3.00	ICL	2.95	98	K285106	12-057			☐	☐	☐
86.00	89.00	3.00	ICL	2.87	96	K285107	12-057			☐	☐	☐
89.00	92.00	3.00	ICL	2.94	98	K285108	12-057			☐	☐	☐
92.00	95.00	3.00	ICL	2.56	85	K285109	12-057			☐	☐	☐
92.00	95.00	3.00	ICL	2.56	85	K285110	12-057			☐	☐	☑
95.00	98.00	3.00	ICL	2.83	94	K285111	12-057			☐	☐	☐
98.00	101.00	3.00	ICL	2.92	97	K285112	12-057			☐	☐	☐
101.00	104.00	3.00	ICL	2.89	96	K285114	12-057			☐	☐	☐
104.00	107.00	3.00	ICL	3.00	100	K285115	12-057			☐	☐	☐
107.00	110.00	3.00	ICL	3.00	100	K285116	12-057			☐	☐	☐
110.00	113.00	3.00	ICL	2.59	86	K285117	12-057			☐	☐	☐
113.00	116.00	3.00	ICL	2.43	81	K285118	12-057			☐	☐	☐
116.00	119.00	3.00	ICL	2.41	80	K285119	12-057			☐	☐	☐
119.00	122.00	3.00	ICL	2.77	92	K285121	12-057			☐	☐	☐
122.00	125.00	3.00	ICL	2.43	81	K285122	12-057			☐	☐	☐
125.00	128.00	3.00	ICL	2.89	96	K285123	12-057			☐	☐	☐

From (m)	To (m)	Interval (m)	Rock Type	Recovery (m)	Recovery %	Sample Number	BatchName	Batch Class	Standard	Blank	1/4 Dup	Coarse Dup
128.00	131.00	3.00	ICL	2.88	96	K285124	12-058			☐	☐	☐
131.00	134.00	3.00	ICL	3.00	100	K285125	12-058			☐	☐	☐
134.00	137.00	3.00	ICL	3.00	100	K285126	12-058			☐	☐	☐
137.00	140.00	3.00	ICL	3.00	100	K285127	12-058			☐	☐	☐
140.00	141.80	1.80	ICL	1.80	100	K285128	12-058			☐	☐	☐
141.80	144.00	2.20	ARG, ICL	2.14	97	K285130	12-058			☐	☐	☐
144.00	146.00	2.00	ARG	1.89	95	K285131	12-058			☐	☐	☐
146.00	149.00	3.00	ARG	3.00	100	K285132	12-058			☐	☐	☐

From (m)	To (m)	Interval (m)	Recovery (m)	Recovery %	RQD	RQD %	Reactivity	Hardness	Weathering	Comments
0.00	5.00	5.00	0	0	0.00	0	0R	--	--	Casing, no recovery
5.00	8.00	3.00	1.25	42	0.00	0	3R	2H	3W	
8.00	11.00	3.00	3	100	0.44	15	3R	3H	3W	
11.00	14.00	3.00	3	100	1.07	36	3R	4H	3W	
14.00	17.00	3.00	3	100	1.53	51	3R	4H	3W	
17.00	20.00	3.00	3	100	1.32	44	3R	2H	3W	
20.00	23.00	3.00	2.98	99	1.71	57	1R	2H	2W	
23.00	26.00	3.00	2.91	97	1.24	41	1R	4H	2W	
26.00	29.00	3.00	3	100	1.68	56	1R	3H	2W	
29.00	32.00	3.00	2.93	98	1.61	54	0R	3H	2W	
32.00	35.00	3.00	2.95	98	1.05	35	1R	3H	3W	
35.00	38.00	3.00	2.9	97	0.17	6	1R	3H	3W	
38.00	41.00	3.00	2.17	72	0.81	27	1R	3H	3W	Fault zone, poor recovery
41.00	44.00	3.00	3	100	1.21	40	0R	4H	3W	
44.00	47.00	3.00	3	100	0.93	31	0R	3H	3W	
47.00	50.00	3.00	2.46	82	0.32	11	1R	2H	4W	
50.00	53.00	3.00	3	100	0.90	30	0R	3H	4W	
53.00	56.00	3.00	2.9	97	1.90	63	1R	4H	3W	
56.00	59.00	3.00	2.63	88	0.48	16	3R	3H	4W	
59.00	62.00	3.00	3	100	1.38	46	3R	2H	3W	
62.00	65.00	3.00	3	100	2.46	82	3R	2H	1W	
65.00	68.00	3.00	2.35	78	1.22	41	3R	2H	2W	Fault zone, poor recovery
68.00	71.00	3.00	2.85	95	0.25	8	3R	2H	3W	
71.00	74.00	3.00	3	100	0.32	11	3R	2H	3W	
74.00	77.00	3.00	3	100	1.53	51	3R	4H	3W	
77.00	80.00	3.00	3	100	1.82	61	3R	3H	4W	
80.00	83.00	3.00	3	100	2.02	67	1R	3H	3W	
83.00	86.00	3.00	2.95	98	1.43	48	3R	2H	4W	
86.00	89.00	3.00	2.87	96	1.35	45	3R	4H	4W	

From (m)	To (m)	Interval (m)	Recovery (m)	Recovery %	RQD	RQD %	Reactivity	Hardness	Weathering	Comments
89.00	92.00	3.00	2.94	98	0.16	5	3R	4H	4W	
92.00	95.00	3.00	2.56	85	1.38	46	3R	3H	3W	
95.00	98.00	3.00	2.83	94	1.12	37	3R	2H	3W	
98.00	101.00	3.00	2.92	97	1.66	55	3R	3H	3W	
101.00	104.00	3.00	2.89	96	0.67	22	3R	2H	2W	
104.00	107.00	3.00	3	100	1.28	43	3R	2H	2W	
107.00	110.00	3.00	3	100	1.34	45	3R	3H	3W	
110.00	113.00	3.00	2.59	86	0.69	23	3R	3H	3W	
113.00	116.00	3.00	2.43	81	0.53	18	3R	2H	4W	
116.00	119.00	3.00	2.41	80	0.49	16	3R	3H	4W	
119.00	122.00	3.00	2.77	92	0.35	12	3R	3H	3W	
122.00	125.00	3.00	2.43	81	0.70	23	3R	4H	2W	
125.00	128.00	3.00	2.89	96	0.93	31	3R	3H	2W	
128.00	131.00	3.00	2.88	96	0.63	21	3R	3H	1W	
131.00	134.00	3.00	3	100	0.97	32	3R	2H	1W	
134.00	137.00	3.00	3	100	0.34	11	3R	2H	2W	
137.00	140.00	3.00	3	100	1.22	41	3R	2H	1W	
140.00	143.00	3.00	3	100	0.22	7	3R	2H	1W	
143.00	146.00	3.00	2.83	94	1.11	37	3R	2H	1W	
146.00	149.00	3.00	3	100	1.09	36	3R	2H	1W	
149.00	152.00	3.00	3	100	1.10	37	3R	2H	1W	End of hole

Depth (m)	Magnetic Susceptibility	Rock Type	Comments
1	0	CAS	Casing, no recovery
2	0	CAS	Casing, no recovery
3	0	CAS	Casing, no recovery
4	0	CAS	Casing, no recovery
5	0	ICL	Casing, no recovery
5	0	CAS	Casing, no recovery
6	0	ICL	Casing, no recovery
7	0	ICL	
8	0.02	ICL	
9	0.03	ICL	
10	0.11	ICL	
11	0	ICL	
12	0.01	ICL	
13	0.01	ICL	
14	0.14	ICL	
15	0.07	ICL	
16	0.01	ICL	
17	0.07	ICL	
18	0	ICL	
19	0.04	ICL	
20	0.19	ICL	
21	0.82	ICL	
22	1.39	ICL	
23	1.37	ICL	
24	0.15	ICL	
25	1.09	ICL	
26	0.14	ICL	
27	0.33	ICL	
28	0.28	ICL	

Depth (m)	Magnetic Susceptibility	Unit	Comments
29	0.97	ICL	
30	0.16	ICL	
31	0.27	ICL	
32	0.07	ICL	
33	0.08	ICL	
34	0.42	ICL	
35	0.26	ICL	
36	0.6	ICL	
37	0	ICL	Rubble
38	0.01	ICL	
39	0	ICL	Rubble
40	0.05	ICL	
41	2.33	ICL	
42	1.42	ICL	
43	0.22	ICL	
44	0.11	ICL	
45	0.07	ICL	
46	0.06	ICL	
47	0.92	ICL	
48	0.03	ICL	
49	0.13	ICL	
50	0	ICL	Rubble
51	1.02	ICL	
52	0.55	ICL	
53	0.25	ICL	
54	0.05	ICL	
55	0.08	ICL	
56	0.19	ICL	
57	5.8	ICL	

Depth (m)	Magnetic Susceptibility	Rock Type	Comments
58	0.15	ICL	
59	0.23	ICL	
60	0.01	ICL	
61	0.03	ICL	
62	0.03	ICL	
63	0.05	ICL	
64	0.03	ICL	
65	0.01	ICL	
66	0.01	ICL	
67	0	ICL	
68	0.01	ICL	
69	0.01	ICL	
70	0.02	ICL	
71	0	ICL	
72	0	ICL	Rubble
73	0	ICL	Rubble
74	0.01	ICL	
75	0.06	ICL	
76	1.23	ICL	
77	0.23	ICL	
78	0.57	ICL	
79	1.06	ICL	
80	0.36	ICL	
81	3.37	ICL	
82	1.48	ICL	
83	1.01	ICL	
84	0.08	ICL	
85	0.03	ICL	
86	0.01	ICL	
87	0.04	ICL	
88	1.17	ICL	
89	1.59	ICL	
90	0.1	ICL	
91	0	ICL	Rubble
92	0	ICL	Rubble
93	0.03	ICL	
94	0.16	ICL	
95	0.01	ICL	
96	0.01	ICL	
97	0.01	ICL	
98	0.06	ICL	
99	0.13	ICL	
100	0.16	ICL	
101	0.04	ICL	
102	0	ICL	
103	0.02	ICL	
104	0	ICL	
105	0.23	ICL	
106	0	ICL	
107	0.19	ICL	
108	0.04	ICL	
109	0.28	ICL	
110	0.52	ICL	
111	0.16	ICL	
112	0.88	ICL	
113	0.04	ICL	
114	0	ICL	Rubble
115	0.02	ICL	
116	0.56	ICL	
117	0.04	ICL	
118	0.04	ICL	
119	0.01	ICL	

Depth (m)	Magnetic Susceptibility	Rock Type	Comments
120	0.11	ICL	
121	0.16	ICL	
122	0.14	ICL	
123	0.37	ICL	
124	0.25	ICL	
125	0.01	ICL	
126	0.19	ICL	
127	0.05	ICL	
128	0.5	ICL	
129	0.82	ICL	
130	0	ICL	Rubble
131	0	ICL	
132	0.1	ICL	
133	0.04	ICL	
134	0.01	ICL	
135	0	ICL	Rubble
136	0.24	ICL	
137	0	ICL	Rubble
138	0.03	ICL	
139	0.01	ICL	
140	0.08	ICL	
141	0	ICL	
142	0.01	ARG	
143	0.05	ARG	
144	0	ARG	Rubble
145	0.05	ARG	
146	0.07	ARG	
147	0.01	ARG	
148	0.08	ARG	
149	0.14	ARG	
150	0.01	ARG	
151	0.36	ARG	
152	0.08	ARG	End of hole

Hole Name

Hole Name	From (m)	Length (m)	Core Size	Rock Type	Weight in Air (g)	Weight in Water (g)	Density (g/cm3)	Specific Gravity	Comments
KEG-12-056									
	27.85	12.8	NQ2	ICL	821.7	566.6	3.2	3.2	Highly mineralized silty limestone; replacement style, semi massive, banded sphalerite, pyrite, galena, chalcopyrite and pyrrhotite.
	77.98	11	NQ2	ICL	593.6	374.5	2.7	2.7	Silty limestone with undulating foliations; moderately oxidized and weakly sericitized and chloritized with minor calcite infill and no visible mineralization.
	99.67	13.3	NQ2	ICL	729.4	465.2	2.7	2.8	Silty limestone with pervasive calcite infill and no visible mineralization.
	107.74	14.9	NQ2	ICL	767.9	471.5	2.6	2.6	Weakly altered, foliated, fractured and slightly brecciated, intercalated silty limestone and siltstone with trace fracture controlled sphalerite.
	144.9	12.1	NQ2	ARG	659.6	418	2.7	2.7	Foliated calcareous argillite with several calcite fractures and no visible mineralization.

Keg - Silver Range

Archer, Cathro & Associates (1981) Limited

Grid East	Grid North	Easting	Northing	Elevation	Depth (m)
		587262	6940259	918.72	224

ZONE: Keg

SECTION: 11+440

HOLE: KEG-12-057

CLAIM: YD33682

Contractor: Top Rank

Drill: 1

Core Size: NQ2

Casing Depth: 5m, Out

Drilling Dates: Jul 23 - Jul 29, 2012

Geology Logged By: J. Builder

SURVEY			
Depth (m)	Azimuth	Dip	Method
0	347	-50	Compass
224	353	-46.2	Ranger

TARGET:

SUMMARY			
From (m)	To (m)	Interval (m)	Rock Type
0	5	5	CAS
5	34.6	29.6	OVB
34.6	41	6.4	ARG
41	65.04	24.04	SLT
65.04	126.6	61.56	ARG
126.6	224	97.4	ARG

SAMPLES	
Numbers:	K285133 to K285172
Total:	42
Batch:	058, 061
Certificates:	WH12180289, WH12183394, WH12198809

COMMENTS

Box Log

KEG-12-057

Silver Range
Keg Zone

Archer,Cathro & Associates (1981) Limited

Box Number	From (m)	To (m)
1	8	30
2	30	32.74
3	32.74	41
4	41	47
5	47	50
6	50	55.6
7	55.6	60.3
8	60.3	65.34
9	65.34	71
10	71	76.67
11	76.67	81.32
12	81.32	86.09
13	86.09	91.63
14	91.63	96.53
15	96.53	101.33
16	101.33	106.64
17	106.64	114.25
18	114.25	118.55
19	118.55	123.94
20	123.94	130.02
21	130.02	131
22	131	136.2
23	136.2	141.2
24	141.2	146.6
25	146.6	152
26	152	157.24
27	157.24	162.52
28	162.52	167.71
29	167.71	173
30	173	179.24
31	179.24	184.69
32	184.69	189.9
33	189.9	195.23
34	195.23	200.64
35	200.64	205.78
36	205.78	210.95
37	210.95	216.04
38	216.04	221.18
39	221.18	224

Box Number	From (m)	To (m)

From (m)	To (m)	Interval (m)	Rock Type	Grain Size	Description	Shade	Colour	Texture	Alteration	Intensity	Mineral	Conc.
0.00	5.00	5.00	CAS	--	Casing, no recovery							
						--	--	---	---	--	--	0
5.00	34.60	29.60	-?-	--	Overburden; weathered rubble and gravel. Few localized calcareous gougy subsections exist in interval up to 60 cm in length. Interval contains an fair amount of calcite and no visible mineralization.							
						LT	GY					
						DK	GY	RB	---	--	--	0
34.60	41.00	6.40	ARG	FG	Light to dark grey, foliated, fractured and rubbly calcareous argillite hosting trace to weak disseminated, euhedral pyrite. Fractured surfaces are tracely oxidized and chloritized. Foliations are planar or undulating with no consistent orientation angles. Calcite infill is pervasive throughout.							
						LT	GY	FR	OXI	1I		
						DK	GY	FO	CHL	1I	Po	1
								RB				
41.00	48.00	7.00	ICL	FG	Region of gradational contact between argillite and siltstone. Unit is foliated and fractured with pervasive calcite infill. Pyrrhotite is tracely disseminated within argillite and fracture controlled with sparse trace galena in siltstone. Trace chlorite alteration is present throughout while bleaching is limited to siltstone.							
						LT	GY	FO	BLE	1I	Po	0.5
						DK	GY	FR	CHL	2I	Gn	0.05
									SER	1I	Po	0.5
48.00	55.00	7.00	SLT	FG	Light to dark grey and green, foliated siltstone with sparse interbeds of silty limestone. Region is weakly bleached, sericitized and chloritized. Fractures within unit host trace to fair pyrrhotite, sphalerite, galena, chalcopyrite and pyrite; overall, mineralization is weak. Mineralized fractures are discontinuous or planar with no consistency.							
						LT	GY	FO	BLE	2I	Po	2
						DK	GY	FR	SER	1I	Cp	0.05
						--	GN		CHL	2I	Gn	0.1
											Sp	0.5
											Py	0.5

From (m)	To (m)	Interval (m)	Rock Type	Grain Size	Description	Shade	Colour	Texture	Alteration	Intensity	Mineral	Conc.
55.00	65.04	10.04	SLT	FG	Light to dark grey and greenish, foliated siltstone with few interbeds of silty limestone. Pyrrhotite, sphalerite and chalcopyrite are fracture controlled and sparse compared to surroundings. Weak bleaching, chloritization and sericitization are prevalent throughout interval.							
						LT	GY	FO	BLE	2I	Cp	0.05
						DK	GY		SER	1I	Po	0.5
						--	GN		CHL	2I	Sp	0.1
65.04	76.68	11.64	ARG	FG	Weakly bleached, light grey to black, fine to medium grained, calcareous argillite with few, sparse non calcareous regions and an abundance of calcite infill. Trace, euhedral pyrite is disseminated throughout and trace pyrrhotite and pyrite are fracture controlled. Fractures and foliations are planar, undulating or crackled with no consistency.							
						LT	GY	FO	BLE	1I	Py	0.05
						DK	GY	FR			Py	0.5
											Po	0.05
76.68	84.70	8.02	ARG	FG	Interbedded calcareous argillite and siltstone with a pervasive semi-soft, light green alteration throughout. Trace pyrite and pyrrhotite are fracture controlled and trace pyrite is also disseminated throughout. Weak chlorite and sericite alterations are prevalent throughout and a more intense chlorite alteration is focused in fractures.							
						LT	GN	FR	CHL	2I	Po	0.5
						LT	GY	FO	SER	3I	Py	0.05
						DK	GY				Py	0.05
84.70	112.00	27.30	ARG	FG	Light grey to black, calcareous argillite with interbedded siltstone. Unit is highly fractured and locally sheared or brecciated with few localized graphitic sections. The localized deformation is likely due to proceeding fault zone (?). Fracture controlled galena, arsenopyrite, pyrrhotite, sphalerite and pyrite are sparse and trace overall. Few fractures host large grains of crystalline calcite.							
						LT	GY	BX	CLY	1I	Py	1
						DK	GY	FO	CHL	1I	Sp	0.05
						--	BK	FR	SER	1I	Gn	0.05
								SH			As	0.01
											Po	1

From (m)	To (m)	Interval (m)	Rock Type	Grain Size	Description	Shade	Colour	Texture	Alteration	Intensity	Mineral	Conc.
112.00	115.30	3.30	FLR	FG	Potential fault center (?); heavily brecciated with an abundance of calcite infill. Region is weak to moderately chlorite and sericite altered. Pyrrhotite, sphalerite, pyrite, arsenopyrite and galena are sparse and fracture controlled.							
						LT	GY		CHL	3I	As	0.05
						DK	GY	FR	SER	2I	Po	0.5
						--	GN	BX	CLY	1I	Sp	0.1
						--	BK				Gn	0.05
											Py	0.5
115.30	126.60	11.30	SSS	FG	Light to dark grey and green, foliated, fractured and sheared, siliceous siltstone with localized calcareous zones and pervasive calcite infill. Infill within sheared regions host the majority of galena, sphalerite, pyrrhotite, arsenopyrite and pyrite; overall, mineralization is trace.							
						LT	GY	SH			Sp	0.2
						DK	GY	FO	SER	2I	Po	0.5
						--	GN	FR	CHL	2I	As	0.05
											Gn	0.1
											Py	0.5
126.60	170.92	44.32	ARG	FG	Light grey to black, fine to medium grained, foliated and fractured, calcareous argillite with very pervasive calcite infill. Trace to weak, euhedral pyrite is common in calcite fractures and disseminated throughout while trace pyrrhotite is solely fracture controlled. Fractures are discontinuous, crackled or planar and usually weakly chloritized.							
						LT	GY				Py	0.5
						DK	GY	FR	CLY	1I	Po	0.05
						--	BK	FO	CHL	1I	Py	0.5
170.92	182.46	11.54	ARG	FG	Potential fault zone? Highly brecciated, rubbly, moderately clay altered and graphitic subsection with an abundance of calcite. Trace, euhedral pyrite is fracture controlled and disseminated. Weak chloritization is evident within calcite infill. **173.90m to 179.00m is the potential fault center, intensely brecciated and weak.**							
						LT	GY	RB	CHL	1I	Py	0.05
						DK	GY	BX	CLY	3I	Py	0.5
						--	BK					

From (m)	To (m)	Interval (m)	Rock Type	Grain Size	Description	Shade	Colour	Texture	Alteration	Intensity	Mineral	Conc.
182.46	208.75	26.29	ARG	FG	Light grey to black, fine to medium grained, foliated and fractured, calcareous argillite with very pervasive calcite infill. Trace to weak, euhedral pyrite is common in calcite fractures and disseminated throughout while trace pyrrhotite is solely fracture controlled. Fractures are discontinuous, crackled or planar and usually weakly chloritized.							
						LT	GY	FR	CHL	1I	Py	0.1
						DK	GY					
						--	BK	FO	CLY	1I	Py	0.5
208.75	209.48	0.73	ARG	FG	Highly brecciated subsection; 0.2cm to 2.0cm clasts of angular wall rock in a light greyish, calcareous matrix. Upper contact of brecciated zone is oriented 23° to core axis while lower contact is rubbly and, therefore, indefinite.							
						LT	GY					
						DK	GY					
						--	BK	BX	CLY	2I	Py	0.1
209.48	224.00	14.52	ARG	FG	Light grey to black, fine to medium grained, foliated and fractured, calcareous argillite with very pervasive calcite infill. Trace to weak, euhedral pyrite is common in calcite fractures and disseminated throughout while trace pyrrhotite is solely fracture controlled. Fractures are discontinuous, crackled or planar and commonly with a vuggy texture.							
						LT	GY	FR			Py	0.5
						DK	GY					
						--	BK	FO	CLY	1I	Py	0.05

KEG-12-057

From (m)	To (m)	Interval (m)	Rock Type	Recovery (m)	Recovery %	Sample Number	BatchName	Batch Class	Standard	Blank	1/4 Dup	Coarse Dup
0.00	0.00	0.00	-QC-	0.00	0	K285144	12-058		K-3	☐	☐	☐
0.00	0.00	0.00	-QC-	0.00	0	K285153	12-058		K-3	☐	☐	☐
0.00	0.00	0.00	-QC-	0.00	0	K285165	12-061		K-4	☐	☐	☐
0.00	0.00	0.00	-QC-	0.00	0	K285171	12-061			☑	☐	☐
0.00	0.00	0.00	-QC-	0.00	0	K285140	12-058			☑	☐	☐
38.00	41.00	3.00	ARG	2.95	98	K285145	12-058			☐	☐	☐
41.00	44.00	3.00	ARG, SLT	2.00	67	K285133	12-058			☐	☐	☐
44.00	46.00	2.00	SLT	2.00	100	K285134	12-058			☐	☐	☐
44.00	46.00	2.00	SLT	2.00	100	K285135	12-058			☐	☐	☑
46.00	48.00	2.00	SLT	2.00	100	K285136	12-058			☐	☐	☐
48.00	50.00	2.00	SLT	2.00	100	K285137	12-058			☐	☐	☐
50.00	53.00	3.00	SLT	2.39	80	K285138	12-058			☐	☐	☐
53.00	56.00	3.00	SLT	3.00	100	K285139	12-058			☐	☐	☐
56.00	59.00	3.00	SLT	3.00	100	K285141	12-058			☐	☐	☐
59.00	62.00	3.00	SLT	2.91	97	K285142	12-058			☐	☐	☐
62.00	65.00	3.00	SLT	2.50	83	K285143	12-058			☐	☐	☐
65.00	68.00	3.00	SLT	2.37	79	K285146	12-058			☐	☐	☐
68.00	71.00	3.00	ARG	2.76	92	K285147	12-058			☐	☐	☐
71.00	74.00	3.00	ARG	2.36	79	K285148	12-058			☐	☐	☐
74.00	77.00	3.00	ARG	3.00	100	K285149	12-058			☐	☐	☐
77.00	80.00	3.00	ARG	2.71	90	K285150	12-058			☐	☐	☐
80.00	83.00	3.00	ARG	3.00	100	K285151	12-058			☐	☐	☐
83.00	84.70	1.70	ARG	1.70	100	K285152	12-058			☐	☐	☐
84.70	86.00	1.30	ARG	1.30	100	K285154	12-058			☐	☐	☐
86.00	89.00	3.00	ARG	3.00	100	K285155	12-058			☐	☐	☐
89.00	92.00	3.00	ARG	2.43	81	K285156	12-058			☐	☐	☐
92.00	95.00	3.00	ARG	2.71	90	K285157	12-058			☐	☐	☐

From (m)	To (m)	Interval (m)	Rock Type	Recovery (m)	Recovery %	Sample Number	BatchName	Batch Class	Standard	Blank	1/4 Dup	Coarse Dup
95.00	98.00	3.00	ARG	3.00	100	K285158	12-058			☐	☐	☐
95.00	98.00	3.00	ARG	3.00	100	K285159	12-058			☐	☑	☐
98.00	101.00	3.00	ARG	3.00	100	K285160	12-061			☐	☐	☐
101.00	104.00	3.00	ARG	2.98	99	K285161	12-061			☐	☐	☐
104.00	107.00	3.00	ARG	3.00	100	K285162	12-061			☐	☐	☐
107.00	110.00	3.00	ARG	2.97	99	K285163	12-061			☐	☐	☐
110.00	113.00	3.00	ARG	1.53	51	K285164	12-061			☐	☐	☐
113.00	116.00	3.00	ARG	2.76	92	K285166	12-061			☐	☐	☐
116.00	119.00	3.00	ARG	3.00	100	K285167	12-061			☐	☐	☐
119.00	122.00	3.00	ARG	2.90	97	K285168	12-061			☐	☐	☐
122.00	125.00	3.00	ARG	3.00	100	K285169	12-061			☐	☐	☐
125.00	126.60	1.60	ARG	1.60	100	K285170	12-061			☐	☐	☐
126.60	129.60	3.00	ARG, ARG	2.61	87	K285172	12-061			☐	☐	☐

From (m)	To (m)	Interval (m)	Recovery (m)	Recovery %	RQD	RQD %	Reactivity	Hardness	Weathering	Comments
0.00	35.00	35.00	0	0	0.00	0	0R	--	--	Casing and Overburden until 35 meters.
35.00	38.00	3.00	3	100	1.17	39	3R	4H	3W	
38.00	41.00	3.00	2.95	98	0.46	15	3R	4H	2W	
41.00	44.00	3.00	2	67	0.24	8	3R	3H	2W	
44.00	47.00	3.00	3	100	0.76	25	3R	4H	2W	
47.00	50.00	3.00	3	100	1.36	45	1R	4H	2W	123cm of 'cave in' disregarded.
50.00	53.00	3.00	2.39	80	0.24	8	0R	4H	2W	
53.00	56.00	3.00	3	100	0.91	30	0R	4H	2W	
56.00	59.00	3.00	3	100	0.56	19	0R	4H	2W	
59.00	62.00	3.00	2.91	97	0.14	5	0R	4H	2W	
62.00	65.00	3.00	2.5	83	0.14	5	1R	4H	2W	
65.00	68.00	3.00	2.37	79	0.12	4	3R	2H	2W	
68.00	71.00	3.00	2.76	92	0.80	27	3R	2H	2W	
71.00	74.00	3.00	2.36	79	0.31	10	3R	2H	2W	
74.00	77.00	3.00	3	100	1.49	50	3R	3H	2W	
77.00	80.00	3.00	2.71	90	0.00	0	3R	3H	2W	
80.00	83.00	3.00	3	100	0.00	0	3R	3H	2W	
83.00	86.00	3.00	2.84	95	0.26	9	3R	3H	2W	
86.00	89.00	3.00	3	100	1.34	45	3R	3H	2W	
89.00	92.00	3.00	2.43	81	0.23	8	3R	3H	2W	
92.00	95.00	3.00	2.71	90	0.29	10	3R	2H	2W	
95.00	98.00	3.00	3	100	0.30	10	3R	2H	2W	
98.00	101.00	3.00	3	100	0.82	27	3R	2H	2W	
101.00	104.00	3.00	2.98	99	1.68	56	3R	3H	2W	
104.00	107.00	3.00	3	100	0.94	31	3R	3H	2W	
107.00	110.00	3.00	2.97	99	0.53	18	3R	3H	2W	
110.00	113.00	3.00	1.53	51	0.00	0	3R	3H	2W	
113.00	116.00	3.00	2.76	92	0.35	12	3R	2H	2W	
116.00	119.00	3.00	3	100	1.10	37	3R	3H	2W	

From (m)	To (m)	Interval (m)	Recovery (m)	Recovery %	RQD	RQD %	Reactivity	Hardness	Weathering	Comments
119.00	122.00	3.00	2.9	97	1.51	50	3R	2H	2W	
122.00	125.00	3.00	3	100	1.05	35	1R	3H	2W	
125.00	128.00	3.00	3	100	1.22	41	3R	3H	2W	
128.00	131.00	3.00	2.27	76	0.00	0	3R	3H	2W	
131.00	134.00	3.00	3	100	1.09	36	3R	3H	2W	
134.00	137.00	3.00	3	100	1.03	34	3R	3H	2W	
137.00	140.00	3.00	2.97	99	1.02	34	3R	3H	2W	
140.00	143.00	3.00	2.84	95	0.61	20	3R	3H	2W	
143.00	146.00	3.00	3	100	1.69	56	3R	3H	2W	
146.00	149.00	3.00	3	100	2.08	69	3R	4H	1W	
149.00	152.00	3.00	3	100	1.41	47	3R	4H	2W	
152.00	155.00	3.00	3	100	1.58	53	3R	3H	1W	
155.00	158.00	3.00	2.98	99	1.13	38	3R	3H	2W	
158.00	161.00	3.00	3	100	0.93	31	3R	3H	2W	
161.00	164.00	3.00	3	100	0.64	21	3R	3H	2W	
164.00	167.00	3.00	3	100	1.02	34	3R	3H	2W	
167.00	170.00	3.00	3	100	1.14	38	3R	3H	2W	
170.00	173.00	3.00	3	100	0.92	31	3R	2H	2W	
173.00	176.00	3.00	2.53	84	0.25	8	3R	2H	3W	
176.00	179.00	3.00	2.08	69	0.00	0	3R	4H	2W	
179.00	182.00	3.00	2.92	97	0.63	21	3R	3H	2W	
182.00	185.00	3.00	3	100	1.30	43	3R	3H	2W	
185.00	188.00	3.00	3	100	0.75	25	3R	4H	1W	
188.00	191.00	3.00	3	100	1.23	41	3R	3H	2W	
191.00	194.00	3.00	3	100	1.67	56	3R	3H	1W	
194.00	197.00	3.00	3	100	0.82	27	3R	4H	1W	
197.00	200.00	3.00	3	100	0.75	25	3R	4H	2W	
200.00	203.00	3.00	3	100	1.21	40	3R	3H	2W	42cm of possible 'stick-up' from drill rod.
203.00	206.00	3.00	3	100	2.03	68	3R	3H	2W	
206.00	209.00	3.00	3	100	0.94	31	3R	4H	2W	
209.00	212.00	3.00	3	100	0.25	8	3R	4H	2W	40cm of possible 'stick-up' from drill rod.

From (m)	To (m)	Interval (m)	Recovery (m)	Recovery %	RQD	RQD %	Reactivity	Hardness	Weathering	Comments
212.00	215.00	3.00	3	100	0.13	4	3R	4H	2W	
215.00	218.00	3.00	3	100	0.71	24	3R	4H	2W	
218.00	221.00	3.00	3	100	1.59	53	3R	4H	2W	
221.00	224.00	3.00	3	100	1.40	47	3R	4H	1W	EOH

Depth (m)	Magnetic Susceptibility	Rock Type	Comments
35	0.3	ARG	Overburden to 35 meters.
36	1.37	ARG	
37	0.9	ARG	
38	0.01	ARG	
39	0	ARG	rubble
40	0.43	ARG	
41	0.2	ARG	
41	0.2	SLT	
42	1.1	SLT	
43	1.65	SLT	
44	0.21	SLT	
45	1.89	SLT	
46	2.36	SLT	
47	0.77	SLT	
48	0.87	SLT	
49	5.19	SLT	
50	3.18	SLT	
51	1.18	SLT	
52	5.86	SLT	
53	3.82	SLT	
54	1.89	SLT	
55	0.21	SLT	
56	1.77	SLT	
57	1.1	SLT	
58	2.15	SLT	
59	1.64	SLT	
60	0.91	SLT	
61	1.86	SLT	
62	0.38	SLT	

Depth (m)	Magnetic Susceptibility	Unit	Comments
63	1.74	SLT	
64	0.64	SLT	
65	1.42	SLT	
66	0.42	ARG	
67	1.04	ARG	
68	0.4	ARG	
69	0.23	ARG	
70	0.33	ARG	
71	1.68	ARG	
72	0.11	ARG	
73	0.1	ARG	
74	0.18	ARG	
75	1.21	ARG	
76	0.63	ARG	
77	1.7	ARG	
78	1.1	ARG	
79	0.78	ARG	
80	1.78	ARG	
81	0.25	ARG	
82	0.39	ARG	
83	3.03	ARG	
84	4.39	ARG	
85	1.25	ARG	
86	0.14	ARG	
87	0.84	ARG	
88	0.86	ARG	
89	0.52	ARG	
90	0.17	ARG	
91	0.8	ARG	

Depth (m)	Magnetic Susceptibility	Rock Type	Comments
92	1.43	ARG	
93	0.05	ARG	
94	0.07	ARG	
95	0.31	ARG	
96	0.37	ARG	
97	0.54	ARG	
98	0.11	ARG	
99	0.05	ARG	
100	0.04	ARG	
101	0.15	ARG	
102	0.18	ARG	
103	0.16	ARG	
104	1.39	ARG	
105	0.04	ARG	
106	0.13	ARG	
107	0.32	ARG	
108	0.05	ARG	
109	0.18	ARG	
110	6.57	ARG	
111	0.24	ARG	
112	5.09	ARG	
113	0.32	ARG	
114	0.21	ARG	
115	0.2	ARG	
116	2.78	ARG	
117	2.32	ARG	
118	2.47	ARG	
119	0.93	ARG	
120	1.85	ARG	
121	5.14	ARG	
122	4.83	ARG	
123	1.89	ARG	
124	1.22	ARG	
125	1.13	ARG	
126	1.4	ARG	
127	0.83	ARG	
128	0.32	ARG	
129	0.69	ARG	
130	0.74	ARG	
131	1.26	ARG	
132	0.33	ARG	
133	0.42	ARG	
134	0.45	ARG	
135	0.52	ARG	
136	0.14	ARG	
137	0.05	ARG	
138	0.13	ARG	
139	0.08	ARG	
140	0.04	ARG	
141	0.02	ARG	
142	0.01	ARG	
143	0.28	ARG	
144	0.02	ARG	
145	0	ARG	
146	0.3	ARG	
147	0.01	ARG	
148	0.08	ARG	
149	0.02	ARG	
150	0.03	ARG	
151	0	ARG	
152	0.03	ARG	
153	0.03	ARG	

Depth (m)	Magnetic Susceptibility	Rock Type	Comments
154	0.02	ARG	
155	0.02	ARG	
156	0.03	ARG	
157	0.02	ARG	
158	0.05	ARG	
159	0.11	ARG	
160	0	ARG	
161	0	ARG	
162	0	ARG	
163	0	ARG	
164	0.05	ARG	
165	0	ARG	
166	0.02	ARG	
167	0.22	ARG	
168	0.03	ARG	
169	0.76	ARG	
170	0.2	ARG	
171	0.42	ARG	
172	0.13	ARG	
173	0.37	ARG	
174	0.77	ARG	
175	0.11	ARG	
176	0.12	ARG	
177	0.13	ARG	
178	0	ARG	
179	0.02	ARG	
180	0	ARG	
181	0.02	ARG	
182	0.02	ARG	
183	0.07	ARG	
184	0.02	ARG	

Depth (m)	Magnetic Susceptibility	Unit	Comments
185	0.14	ARG	
186	0.44	ARG	
187	0.1	ARG	
188	0.28	ARG	
189	0.13	ARG	
190	0	ARG	
191	0.1	ARG	
192	0.05	ARG	
193	0.05	ARG	
194	0.04	ARG	
195	0.29	ARG	
196	0.3	ARG	
197	0.02	ARG	
198	0.13	ARG	
199	0.13	ARG	
200	0.09	ARG	
201	0.04	ARG	
202	0.04	ARG	
203	0.36	ARG	
204	0.03	ARG	
205	0.13	ARG	
206	0	ARG	
207	0.03	ARG	
208	0.13	ARG	
209	0	ARG	
210	0.08	ARG	
211	0.02	ARG	
212	0.03	ARG	
213	0.02	ARG	
214	0.12	ARG	
215	0.29	ARG	

Depth (m)	Magnetic Susceptibility	Rock Type	Comments
216	0.21	ARG	
217	0.09	ARG	
218	0.05	ARG	
219	0.31	ARG	
220	0.04	ARG	
221	0.06	ARG	
222	0.14	ARG	
223	0.15	ARG	
224	0.4	ARG	End of Hole

Depth (m)	Magnetic Susceptibility	Unit	Comments

Hole Name	From (m)	Length (m)	Core Size	Rock Type	Weight in Air (g)	Weight in Water (g)	Density (g/cm3)	Specific Gravity	Comments
KEG-12-057									
	45.41	12.3	NQ2	SLT	652.9	407.9	2.6	2.7	Weakly bleached and chlorite altered siltstone with few calcite veinlets hosting weak to fair pyrrhotite and weak sphalerite.
	55.46	12.3	NQ2	SLT	661	422.3	2.7	2.8	Fractured and weakly chlorite altered siltstone with few calcareous veinlets hosting weak to fair pyrrhotite and weak sphalerite.
	74.92	11	NQ2	ARG	590.5	359.4	2.7	2.6	Half argillite, half limestone with extensive, random, discontinuous, weakly mineralized calcite fractures.
	102.84	12	NQ2	ARG	644.5	397.4	2.7	2.6	Calcareous siltstone with several hairline calcite fractures.
	146.07	10.4	NQ2	ARG	554.7	278.8	2.6	2.0	Foliated and fractured, calcareous argillite hosting no visible mineralization.
	172	12.6	NQ2	ARG	646.4	302.6	2.5	1.9	Brecciated and fractured, calcareous argillite with trance to weak fracture controlled pyrite.
	190.18	12.6	NQ2	ARG	672.5	328.5	2.6	2.0	Medium grained, calcareous argillite with trace fracture controlled, euhedral pyrite.

Keg - Silver Range

Archer, Cathro & Associates (1981) Limited

Grid East	Grid North	Easting	Northing	Elevation	Depth (m)
		585961	6939991	1223.48	476

ZONE: Keg

SECTION: 10+140

HOLE: KEG-12-058

CLAIM: YD11779

Contractor: Top Rank

Drill: 2

Core Size: NQ2

Casing Depth: 4.52m, Out

Drilling Dates: Jul 28 - Aug 04, 2012

Geology Logged By: L. Tan

SURVEY			
Depth (m)	Azimuth	Dip	Method
0	340	-50	Compass
476	354	-52.1	Ranger

TARGET:

SUMMARY			
From (m)	To (m)	Interval (m)	Rock Type
0	4.52	4.52	CAS
4.52	6	1.48	OVB
6	137.7	131.7	SSS
137.7	139.14	1.44	FLR
139.14	316.12	176.98	SLT
316.12	376.03	59.91	CSL
376.03	385.57	9.54	FLR
385.57	403.53	17.96	CSL
403.53	476	72.47	FLR

SAMPLES	
Numbers:	K287051 to K287216
Total:	171
Batch:	060, 062, 063, 066, 067, 068
Certificates:	WH12183391, WH12183392, WH12183393, WH12185491, WH12186533, WH12190093, WH12209402

COMMENTS

Box Log

KEG-12-058

Silver Range
Keg Zone

Archer,Cathro & Associates (1981) Limited

Box Number	From (m)	To (m)
1	4.52	10.72
2	10.72	15.74
3	15.74	21.21
4	21.21	26
5	26	30.81
6	30.81	36.42
7	36.42	41.57
8	41.57	46.9
9	46.9	52.19
10	52.19	57.54
11	57.54	63.14
12	63.14	68.48
13	68.48	74
14	74	79.49
15	79.49	85.04
16	85.04	90.59
17	90.59	96.27
18	96.27	101.98
19	101.98	107.63
20	107.63	113.15
21	113.15	118.66
22	118.66	124.24
23	124.24	129.98
24	129.98	135.51
25	135.51	139.86
26	139.86	145.43
27	145.43	150.7
28	150.7	156.35
29	156.35	162.14
30	162.14	167.63
31	167.63	173.37
32	173.37	179
33	179	185
34	185	190.55
35	190.55	196.02
36	196.02	201.47
37	201.47	207.11
38	207.11	212.43
39	212.43	218
40	218	222.95
41	222.95	227.93
42	227.93	233.78
43	233.78	239.51
44	239.51	245.21
45	245.21	250.84
46	250.84	256.34
47	256.34	261.87
48	261.87	267.37
49	267.37	272.93
50	272.93	278.23
51	278.23	284
52	284	289.62
53	289.62	295.36
54	295.36	300.74
55	300.74	306.4
56	306.4	312.04
57	312.04	317.49
58	317.49	323.24
59	323.24	329
60	329	334.94
61	334.94	340.73
62	340.73	346.32
63	346.32	352.17
64	352.17	357.84
65	357.84	363.58
66	363.58	368.96
67	368.96	374.38
68	374.38	379.93
69	379.93	385.57
70	385.57	390.89
71	390.89	396.63
72	396.63	402.31
73	402.31	408.02
74	408.02	413
75	413	418.43
76	418.43	424.03
77	424.03	429.47
78	429.47	434.99
79	434.99	440.54
80	440.54	446.23
81	446.23	451.9
82	451.9	457.44
83	457.44	463.12
84	463.12	468.78
85	468.78	474.12
86	474.12	476

From (m)	To (m)	Interval (m)	Rock Type	Grain Size	Description	Shade	Colour	Texture	Alteration	Intensity	Mineral	Conc.
0.00	4.52	4.52	-?-	--	Casing - no recovery							
						--	--	---	---	--	--	0
4.52	6.00	1.48	OVB	--	Overburden - no sample.							
						--	--	---	---	--	--	0
6.00	29.10	23.10	SSS	FG	Variably bleached, intermittently foliated siliceous siltstone with a moderate-strong amount of fractures and veinlets infilled with silica. Calcite infill is less abundant and is locally vuggy. Mineralization occurs primarily within fractures and veinlets and consists of fine grained pyrrhotite, sphalerite and trace chalcopyrite and pyrite. Disseminated grains of pyrrhotite and sphalerite are present in strong-intensely mineralized, 30-40 cm intervals. Chlorite alteration occurs along fractures and rims localized clasts and grains.							
						MD	GY	FR	CHL	3I	Py	0.2
						LT	GY	FO	BLE	2I	Sp	0.4
						LT	GN		SER	2I	Cp	0.1
						DK	GN				Po	0.7
											Po	1.3
											Sp	0.4
29.10	62.91	33.81	SSS	FG	Siliceous siltstone interbedded with chert. Mineralization is primarily within siliceous fractures and veinlets which host fine grained pyrrhotite, sphalerite, chalcopyrite and pyrite. Calcite infill is rare and is locally vuggy. Weak-moderate chlorite alteration occurs along fractures. Interval is variably bleached and intermittently foliated with a moderate amount of fractures.							
						MD	GY					
						LT	GY	FR	CHL	2I	Po	0.3
						LT	GN	FO	BLE	2I	Cp	0.1
						DK	GN				Py	0.1
						DK	BN				Sp	0.1

From (m)	To (m)	Interval (m)	Rock Type	Grain Size	Description	Shade	Colour	Texture	Alteration	Intensity	Mineral	Conc.
62.91	113.41	50.50	SSS	FG	Weakly fractured, variably bleached, foliated, siliceous siltstone, intermittently interbedded with weak amounts of maroon chert. Fractures and veinlets have siliceous infill and trace chlorite alteration along fracture margins. Mineralization occurs primarily within veinlets and fractures, consisting of fine grained pyrrhotite, chalcopyrite, sphalerite and pyrite. Pyrrhotite and sphalerite are locally disseminated in a 20 cm, strongly mineralized interval at 65.52 m depth. Intermittent, 7-33 cm intervals are brecciated, containing 2-6 mm clasts of angular wallrock. Localized 1-2 mm blebs of arsenopyrite present at 79.47 m.							
						MD	GY	BX	BLE	2I	Po	0.1
						DK	GY	FO	CHL	1I	Cp	0.02
											Sp	0.01
											As	0.01
											Py	0.01
											Po	0.1
											Sp	0.01
113.41	137.70	24.29	SSS	FG	Weak-moderately fractured siliceous siltstone with dominantly calcareous infill and less abundant silica. Moderate oxidation and weak clay alteration present throughout the interval, occurring along fractures. Trace chlorite alteration locally occurs along fracture surfaces. Trace amounts of fine grained pyrrhotite, chalcopyrite, sphalerite and pyrite is present within fractures and veinlets. Rubbly, oxidized subsection from 135.32 m - 137.70m depth (fault?).							
						DK	GY	FR	OXI	2I	Cp	0.1
								RB	CHL	1I	Po	0.1
									CLY	1I	Sp	0.1
											Py	0.1
137.70	139.14	1.44	FLR	FG	Same as general.							
						--	OR	RB	OXI	4I	--	0
								BX				

From (m)	To (m)	Interval (m)	Rock Type	Grain Size	Description	Shade	Colour	Texture	Alteration	Intensity	Mineral	Conc.
139.14	196.44	57.30	SSS	FG	Foliated siliceous siltstone intermittently interbedded with chert. Fine grained pyrite, pyrrhotite and chalcopyrite is present within fractures and veinlets with silica and localized quartz-carbonate infill. Chlorite alteration occurs along fractures. Trace arsenopyrite is locally present in veinlets. Subsection from 145.63 m - 150.70 m is moderately oxidized with rubbly sections. Interval from 160.58 m - 161.00 m is brecciated and moderately oxidized with calcareous infill.							
						MD	GY				Cp	0.1
						MD	GN				Po	0.3
						DK	GY	FO	OXI	2I	Py	0.2
						DK	GN		CHL	3I	As	0.1
196.44	211.45	15.01	SLT	FG	Siliceous siltstone interbedded with calcareous siltstone. Replacement style mineralization of fine grained pyrrhotite, sphalerite and chalcopyrite occurs parallel to foliation (60° TCA). Interval is skarnified and strongly chlorite altered, with localized sections of calc-silicate alteration present downsection (from ~ 209.00 m). Calcareous fracture infill is prominent from 207.50 m depth. Mineralization also occurs within fractures, consisting of fine grained pyrite, sphalerite, pyrrhotite and chalcopyrite. Sulphides are also locally disseminated.							
						MD	GY				Cp	0.25
						LT	GY	FO	CHL	4I	Po	0.5
						DK	GN		CLS	2I	Py	1
											As	0.5
											Po	1.5
											Sp	0.5
											Cp	0.25
											Sp	1.5

From (m)	To (m)	Interval (m)	Rock Type	Grain Size	Description	Shade	Colour	Texture	Alteration	Intensity	Mineral	Conc.
211.45	230.97	19.52	SLT	FG	Interbedded siliceous siltstone and calcareous siltstone with prominent faults and 5-93 cm sections of gouge. Pervasive fractures have dominantly calcareous infill. Intermittent, moderate-strong chlorite alteration present. Intermittent intervals are rubbly and moderate-strongly oxidized. Localized calc-silicate altered calcareous siltstone hosts moderate sphalerite and trace arsenopyrite in veinlets and fractures. Fault contacts are rubbly.							
						LT	GY	FR	OXI	3I		
						DK	GN	BX	CLY	2I	Sp	0.5
						--	BF	RB	CLS	2I	As	0.1
									CHL	3I		
230.97	316.12	85.15	SSS	FG	Variably bleached, intermittently foliated siliceous siltstone with rare calcareous siltstone and trace mineralization throughout. Veinlets and fractures have both siliceous and calcareous infill, hosting trace, fine grained arsenopyrite, pyrrhotite, chalcopyrite and sphalerite. Localized sections also contain disseminated grains of arsenopyrite, pyrrhotite, chalcopyrite and sphalerite. Intermittent 5-10 cm intervals are sericite altered and contain moderate-strong sphalerite, occurring as blebs and fracture infill. Subsection from 254.33 m - 255.12m is skarnified, with medium-green hue, calcareous fracture infill and 1-2 mm blebs of sphalerite, galena and arsenopyrite. Fractures within subsection also host fine grained sphalerite, pyrrhotite and chalcopyrite.							
						MD	GY	FO	CHL	2I	Po	0.2
						LT	GY		SER	2I	Cp	0.01
						DK	GY		BLE	2I	Cp	0.01
											Po	0.2
											As	0.1
											Sp	0.1
											Gn	0.01
											Sp	0.1
											As	0.2
316.12	340.70	24.58	CSL	FG	Same as general.							
						LT	GY	BX	CHL	2I	Sp	0.5
						DK	GY	FR	BLE	3I		
								FO	CLS	1I		

From (m)	To (m)	Interval (m)	Rock Type	Grain Size	Description	Shade	Colour	Texture	Alteration	Intensity	Mineral	Conc.
									SER	1I		
340.70	342.05	1.35	CSL	FG	Brecciated subsection with sericite altered clasts and moderate mineralization of sphalerite in fractures.							
						LT	GY	BX	SER	2I	Sp	5
						LT	GN		OXI	1I		
342.05	376.03	33.98	CSL	FG	Same as general.							
						LT	GY	FR	BLE	3I		
						DK	GY	BX	SER	2I	Sp	0.5
								FO	CHL	2I		
									CLS	2I		
376.03	385.57	9.54	FLR	FG	Same as general.							
						LT	GY		SER	3I		
						DK	GY	BX	FEC	2I	--	0
385.57	403.53	17.96	CSL	FG	Same as general.							
						MD	GY		CHL	1I		
						LT	GY		SER	3I		
						DK	GY	FO	BLE	2I	--	0
403.53	467.85	64.32	FLR	FG	Same as general.							
						MD	GY	BX	SER	4I	As	0.1
						LT	GY	FR	BLE	3I	Sp	0.1
						DK	GY		CHL	3I	Py	0.1
467.85	476.00	8.15	SLT	FG	Strongly fractured, interbedded siliceous siltstone and calcareous siltstone with localized brecciation and calcareous fracture infill. Trace, localized pyrrhotite in veinlets.							
						LT	GY	BX	CHL	2I		
						DK	GY	FR	SER	2I	Po	0.1

From (m)	To (m)	Interval (m)	Rock Type	Recovery (m)	Recovery %	Sample Number	BatchName	Batch Class	Standard	Blank	1/4 Dup	Coarse Dup
0.00	0.00	0.00	-QC-	0.00	0	K287135	12-066		K-2	☐	☐	☐
0.00	0.00	0.00	-QC-	0.00	0	K287213	12-068			☑	☐	☐
0.00	0.00	0.00	-QC-	0.00	0	K287202	12-068		K-4	☐	☐	☐
0.00	0.00	0.00	-QC-	0.00	0	K287194	12-067			☑	☐	☐
0.00	0.00	0.00	-QC-	0.00	0	K287182	12-067		K-4	☐	☐	☐
0.00	0.00	0.00	-QC-	0.00	0	K287177	12-067		K-4	☐	☐	☐
0.00	0.00	0.00	-QC-	0.00	0	K287172	12-067			☑	☐	☐
0.00	0.00	0.00	-QC-	0.00	0	K287058	12-062			☑	☐	☐
0.00	0.00	0.00	-QC-	0.00	0	K287146	12-066		K-4	☐	☐	☐
0.00	0.00	0.00	-QC-	0.00	0	K287130	12-066			☑	☐	☐
0.00	0.00	0.00	-QC-	0.00	0	K287123	12-063			☑	☐	☐
0.00	0.00	0.00	-QC-	0.00	0	K287118	12-063			☑	☐	☐
0.00	0.00	0.00	-QC-	0.00	0	K287112	12-063		K-3	☐	☐	☐
0.00	0.00	0.00	-QC-	0.00	0	K287106	12-063		K-3	☐	☐	☐
0.00	0.00	0.00	-QC-	0.00	0	K287080	12-062		K-3	☐	☐	☐
0.00	0.00	0.00	-QC-	0.00	0	K287074	12-062			☑	☐	☐
0.00	0.00	0.00	-QC-	0.00	0	K287068	12-062		K-4	☐	☐	☐
0.00	0.00	0.00	-QC-	0.00	0	K287158	12-066			☑	☐	☐
8.00	11.00	3.00	SSS	3.00	100	K287051	12-060			☐	☐	☐
11.00	12.50	1.50	SSS	1.38	92	K287052	12-060			☐	☐	☐
12.50	14.00	1.50	SSS	1.38	92	K287053	12-060			☐	☐	☐
14.00	17.00	3.00	SSS	3.00	100	K287054	12-060			☐	☐	☐
17.00	20.00	3.00	SSS	2.87	96	K287055	12-062			☐	☐	☐
20.00	23.00	3.00	SSS	2.70	90	K287056	12-062			☐	☐	☐
23.00	26.00	3.00	SSS	3.00	100	K287057	12-062			☐	☐	☐
26.00	29.00	3.00	SSS	3.00	100	K287059	12-062			☐	☐	☐
29.00	32.00	3.00	SSS	2.77	92	K287060	12-062			☐	☐	☐

From (m)	To (m)	Interval (m)	Rock Type	Recovery (m)	Recovery %	Sample Number	BatchName	Batch Class	Standard	Blank	1/4 Dup	Coarse Dup
32.00	35.00	3.00	SSS	2.93	98	K287061	12-062			☐	☐	☐
35.00	38.00	3.00	SSS	3.00	100	K287062	12-062			☐	☐	☐
35.00	38.00	3.00	SSS	3.00	100	K287063	12-062			☐	☐	☑
38.00	41.00	3.00	SSS	2.97	99	K287064	12-062			☐	☐	☐
41.00	44.00	3.00	SSS	3.00	100	K287065	12-062			☐	☐	☐
44.00	47.00	3.00	SSS	2.92	97	K287066	12-062			☐	☐	☐
47.00	50.00	3.00	SSS	3.00	100	K287067	12-062			☐	☐	☐
50.00	53.00	3.00	SSS	3.00	100	K287069	12-062			☐	☐	☐
53.00	56.00	3.00	SSS	3.00	100	K287070	12-062			☐	☐	☐
56.00	59.00	3.00	SSS	3.00	100	K287071	12-062			☐	☐	☐
59.00	62.00	3.00	SSS	3.00	100	K287072	12-062			☐	☐	☐
62.00	63.50	1.50	SSS	1.48	99	K287073	12-062			☐	☐	☐
63.50	65.00	1.50	SSS	1.49	99	K287075	12-062			☐	☐	☐
65.00	68.00	3.00	SSS	3.00	100	K287076	12-062			☐	☐	☐
68.00	71.00	3.00	SSS	3.00	100	K287077	12-062			☐	☐	☐
71.00	74.00	3.00	SSS	3.00	100	K287078	12-062			☐	☐	☐
74.00	77.00	3.00	SSS	3.00	100	K287079	12-062			☐	☐	☐
77.00	80.00	3.00	SSS	3.00	100	K287081	12-062			☐	☐	☐
80.00	83.00	3.00	SSS	3.00	100	K287082	12-062			☐	☐	☐
83.00	86.00	3.00	SSS	2.88	96	K287083	12-062			☐	☐	☐
86.00	89.00	3.00	SSS	3.00	100	K287084	12-062			☐	☐	☐
89.00	92.00	3.00	SSS	3.00	100	K287085	12-062			☐	☐	☐
89.00	92.00	3.00	SSS	3.00	100	K287086	12-062			☐	☑	☐
92.00	95.00	3.00	SSS	3.00	100	K287087	12-062			☐	☐	☐
95.00	98.00	3.00	SSS	3.00	100	K287088	12-062			☐	☐	☐
98.00	101.00	3.00	SSS	3.00	100	K287089	12-062			☐	☐	☐
101.00	104.00	3.00	SSS	3.00	100	K287090	12-062			☐	☐	☐
104.00	107.00	3.00	SSS	2.96	99	K287091	12-063			☐	☐	☐
107.00	110.00	3.00	SSS	2.96	99	K287092	12-063			☐	☐	☐

From (m)	To (m)	Interval (m)	Rock Type	Recovery (m)	Recovery %	Sample Number	BatchName	Batch Class	Standard	Blank	1/4 Dup	Coarse Dup
110.00	113.00	3.00	SSS	3.00	100	K287093	12-063			☐	☐	☐
110.00	113.00	3.00	SSS	3.00	100	K287094	12-063			☐	☐	☑
113.00	116.00	3.00	SSS	3.00	100	K287095	12-063			☐	☐	☐
116.00	119.00	3.00	SSS	3.00	100	K287096	12-063			☐	☐	☐
119.00	122.00	3.00	SSS	3.00	100	K287097	12-063			☐	☐	☐
122.00	125.00	3.00	SSS	2.95	98	K287098	12-063			☐	☐	☐
125.00	128.00	3.00	SSS	2.98	99	K287099	12-063			☐	☐	☐
128.00	131.00	3.00	SSS	3.00	100	K287100	12-063			☐	☐	☐
128.00	131.00	3.00	SSS	3.00	100	K287101	12-063			☐	☑	☐
131.00	134.00	3.00	SSS	2.84	95	K287102	12-063			☐	☐	☐
134.00	137.00	3.00	SSS	3.00	100	K287103	12-063			☐	☐	☐
137.00	140.00	3.00	SSS	3.00	100	K287104	12-063			☐	☐	☐
140.00	143.00	3.00	SLT	3.00	100	K287105	12-063			☐	☐	☐
143.00	146.00	3.00	SLT	3.00	100	K287107	12-063			☐	☐	☐
146.00	149.00	3.00	SLT	3.00	100	K287108	12-063			☐	☐	☐
149.00	152.00	3.00	SLT	3.00	100	K287109	12-063			☐	☐	☐
152.00	155.00	3.00	SLT	3.00	100	K287110	12-063			☐	☐	☐
155.00	158.00	3.00	SLT	3.00	100	K287111	12-063			☐	☐	☐
158.00	161.00	3.00	SLT	3.00	100	K287113	12-063			☐	☐	☐
161.00	164.00	3.00	SLT	2.96	99	K287114	12-063			☐	☐	☐
164.00	167.00	3.00	SLT	3.00	100	K287115	12-063			☐	☐	☐
167.00	170.00	3.00	SLT	2.93	98	K287116	12-063			☐	☐	☐
170.00	173.00	3.00	SLT	3.00	100	K287117	12-063			☐	☐	☐
173.00	176.00	3.00	SLT	3.00	100	K287119	12-063			☐	☐	☐
176.00	179.00	3.00	SLT	2.99	100	K287120	12-063			☐	☐	☐
179.00	182.00	3.00	SLT	2.95	98	K287121	12-063			☐	☐	☐
182.00	185.00	3.00	SLT	2.90	97	K287122	12-063			☐	☐	☐
185.00	188.00	3.00	SLT	3.00	100	K287124	12-063			☐	☐	☐
188.00	191.00	3.00	SLT	3.00	100	K287125	12-063			☐	☐	☐

From (m)	To (m)	Interval (m)	Rock Type	Recovery (m)	Recovery %	Sample Number	BatchName	Batch Class	Standard	Blank	1/4 Dup	Coarse Dup
191.00	194.00	3.00	SLT	2.94	98	K287126	12-063			☐	☐	☐
194.00	196.44	2.44	SLT	2.44	100	K287127	12-066			☐	☐	☐
196.44	198.50	2.06	SLT	1.98	96	K287128	12-066			☐	☐	☐
198.50	200.00	1.50	SLT	1.42	95	K287129	12-066			☐	☐	☐
200.00	203.00	3.00	SLT	3.00	100	K287131	12-066			☐	☐	☐
203.00	204.50	1.50	SLT	1.47	98	K287132	12-066			☐	☐	☐
204.50	206.00	1.50	SLT	1.47	98	K287133	12-066			☐	☐	☐
206.00	209.00	3.00	SLT	2.59	86	K287134	12-066			☐	☐	☐
209.00	210.50	1.50	SLT	1.50	100	K287136	12-066			☐	☐	☐
210.50	212.00	1.50	SLT	1.50	100	K287137	12-066			☐	☐	☐
212.00	215.00	3.00	SLT	2.96	99	K287138	12-066			☐	☐	☐
215.00	218.00	3.00	SLT	3.00	100	K287139	12-066			☐	☐	☐
218.00	221.00	3.00	SLT	3.00	100	K287140	12-066			☐	☐	☐
218.00	221.00	3.00	SLT	3.00	100	K287141	12-066			☐	☐	☑
221.00	224.00	3.00	SLT	3.00	100	K287142	12-066			☐	☐	☐
224.00	227.00	3.00	SLT	3.00	100	K287143	12-066			☐	☐	☐
227.00	230.00	3.00	SLT	3.00	100	K287144	12-066			☐	☐	☐
230.00	233.00	3.00	SLT	2.41	80	K287145	12-066			☐	☐	☐
242.00	245.00	3.00	SLT	2.99	100	K287147	12-066			☐	☐	☐
245.00	248.00	3.00	SLT	2.95	98	K287148	12-066			☐	☐	☐
248.00	249.50	1.50	SLT	1.48	99	K287149	12-066			☐	☐	☐
249.50	251.00	1.50	SLT	1.47	98	K287150	12-066			☐	☐	☐
249.50	251.00	1.50	SLT	1.47	98	K287151	12-066			☐	☑	☐
251.00	252.50	1.50	SLT	1.50	100	K287152	12-066			☐	☐	☐
252.50	254.45	1.95	SLT	1.90	97	K287153	12-066			☐	☐	☐
254.45	255.12	0.67	SLT	0.67	100	K287154	12-066			☐	☐	☐
255.12	257.00	1.88	SLT	1.88	100	K287155	12-066			☐	☐	☐
257.00	260.00	3.00	SLT	3.00	100	K287156	12-066			☐	☐	☐
260.00	261.50	1.50	SLT	1.50	100	K287157	12-066			☐	☐	☐

From (m)	To (m)	Interval (m)	Rock Type	Recovery (m)	Recovery %	Sample Number	BatchName	Batch Class	Standard	Blank	1/4 Dup	Coarse Dup
261.50	263.00	1.50	SLT	1.50	100	K287159	12-066			☐	☐	☐
263.00	266.00	3.00	SLT	2.94	98	K287160	12-066			☐	☐	☐
266.00	268.80	2.80	SLT	2.80	100	K287161	12-066			☐	☐	☐
268.80	270.50	1.70	SLT	1.69	99	K287162	12-066			☐	☐	☐
270.50	272.00	1.50	SLT	1.46	97	K287163	12-067			☐	☐	☐
296.88	299.00	2.12	SLT	2.12	100	K287164	12-067			☐	☐	☐
299.00	302.00	3.00	SLT	3.00	100	K287165	12-067			☐	☐	☐
302.00	305.00	3.00	SLT	3.00	100	K287166	12-067			☐	☐	☐
302.00	305.00	3.00	SLT	3.00	100	K287167	12-067			☐	☐	☑
332.00	335.00	3.00	CSL	2.87	96	K287168	12-067			☐	☐	☐
335.00	338.00	3.00	CSL	3.00	100	K287169	12-067			☐	☐	☐
338.00	341.00	3.00	CSL	3.00	100	K287170	12-067			☐	☐	☐
341.00	342.50	1.50	CSL	1.50	100	K287171	12-067			☐	☐	☐
342.50	344.00	1.50	CSL	1.50	100	K287173	12-067			☐	☐	☐
344.00	347.00	3.00	CSL	3.00	100	K287174	12-067			☐	☐	☐
372.80	375.80	3.00	CSL	3.00	100	K287175	12-067			☐	☐	☐
375.80	377.50	1.70	CSL	1.70	100	K287176	12-067			☐	☐	☐
377.50	380.00	2.50	FLR	2.50	100	K287178	12-067			☐	☐	☐
380.00	383.00	3.00	FLR	3.00	100	K287179	12-067			☐	☐	☐
383.00	386.00	3.00	FLR	2.90	97	K287180	12-067			☐	☐	☐
386.00	389.00	3.00	CSL	3.00	100	K287181	12-067			☐	☐	☐
389.00	392.00	3.00	CSL	3.00	100	K287183	12-067			☐	☐	☐
392.00	395.00	3.00	CSL	2.99	100	K287184	12-067			☐	☐	☐
395.00	398.00	3.00	CSL	2.98	99	K287185	12-067			☐	☐	☐
398.00	401.00	3.00	CSL	2.95	98	K287186	12-067			☐	☐	☐
398.00	401.00	3.00	CSL	2.95	98	K287187	12-067			☐	☑	☐
401.00	404.00	3.00	CSL	2.99	100	K287188	12-067			☐	☐	☐
404.00	407.00	3.00	FLR	3.00	100	K287189	12-067			☐	☐	☐
407.00	410.00	3.00	FLR	2.98	99	K287190	12-067			☐	☐	☐

From (m)	To (m)	Interval (m)	Rock Type	Recovery (m)	Recovery %	Sample Number	BatchName	Batch Class	Standard	Blank	1/4 Dup	Coarse Dup
410.00	413.00	3.00	FLR	3.00	100	K287191	12-067			☐	☐	☐
413.00	416.00	3.00	FLR	3.00	100	K287192	12-067			☐	☐	☐
416.00	419.00	3.00	FLR	3.00	100	K287193	12-067			☐	☐	☐
419.00	422.00	3.00	FLR	3.00	100	K287195	12-067			☐	☐	☐
422.00	425.00	3.00	FLR	3.00	100	K287196	12-067			☐	☐	☐
425.00	428.00	3.00	FLR	3.00	100	K287197	12-067			☐	☐	☐
428.00	431.00	3.00	FLR	3.00	100	K287198	12-067			☐	☐	☐
431.00	434.00	3.00	FLR	2.93	98	K287199	12-068			☐	☐	☐
434.00	437.00	3.00	FLR	3.00	100	K287200	12-068			☐	☐	☐
437.00	440.00	3.00	FLR	3.00	100	K287201	12-068			☐	☐	☐
440.00	443.00	3.00	FLR	2.96	99	K287203	12-068			☐	☐	☐
443.00	446.00	3.00	FLR	2.97	99	K287204	12-068			☐	☐	☐
446.00	449.00	3.00	FLR	2.84	95	K287205	12-068			☐	☐	☐
449.00	452.00	3.00	FLR	3.00	100	K287206	12-068			☐	☐	☐
449.00	452.00	3.00	FLR	3.00	100	K287207	12-068			☐	☐	☑
452.00	455.00	3.00	FLR	3.00	100	K287208	12-068			☐	☐	☐
455.00	458.00	3.00	FLR	3.00	100	K287209	12-068			☐	☐	☐
458.00	461.00	3.00	FLR	3.00	100	K287210	12-068			☐	☐	☐
461.00	464.00	3.00	FLR	3.00	100	K287211	12-068			☐	☐	☐
464.00	467.00	3.00	FLR	3.00	100	K287212	12-068			☐	☐	☐
467.00	470.00	3.00	FLR	3.00	100	K287214	12-068			☐	☐	☐
470.00	473.00	3.00	FLR	3.00	100	K287215	12-068			☐	☐	☐
473.00	476.00	3.00	FLR	2.91	97	K287216	12-068			☐	☐	☐

From (m)	To (m)	Interval (m)	Recovery (m)	Recovery %	RQD	RQD %	Reactivity	Hardness	Weathering	Comments
0.00	4.52	4.52	0	0	0.00	0	0R	--	--	Casing, no recovery
4.52	5.00	0.48	0.48	100	0.48	100	0R	4H	2W	
5.00	8.00	3.00	1.64	55	0.55	18	0R	3H	3W	
8.00	11.00	3.00	3	100	0.62	21	0R	3H	2W	
11.00	14.00	3.00	2.76	92	0.85	28	0R	2H	2W	
14.00	17.00	3.00	3	100	1.19	40	0R	2H	2W	
17.00	20.00	3.00	2.87	96	1.51	50	0R	3H	2W	
20.00	23.00	3.00	2.7	90	1.24	41	0R	3H	2W	
23.00	26.00	3.00	3	100	1.47	49	0R	2H	2W	35 cm of stick-up
26.00	29.00	3.00	3	100	0.90	30	0R	2H	2W	
29.00	32.00	3.00	2.77	92	0.67	22	0R	2H	2W	
32.00	35.00	3.00	2.93	98	1.88	63	0R	2H	2W	
35.00	38.00	3.00	3	100	1.00	33	0R	3H	2W	
38.00	41.00	3.00	2.97	99	0.84	28	0R	3H	2W	
41.00	44.00	3.00	3	100	0.55	18	0R	3H	2W	
44.00	47.00	3.00	2.92	97	1.20	40	0R	4H	3W	
47.00	50.00	3.00	3	100	1.46	49	0R	3H	2W	
50.00	53.00	3.00	3	100	1.10	37	0R	3H	2W	
53.00	56.00	3.00	3	100	1.43	48	0R	3H	2W	
56.00	59.00	3.00	3	100	1.02	34	0R	3H	2W	
59.00	62.00	3.00	3	100	1.47	49	0R	4H	2W	
62.00	65.00	3.00	2.97	99	2.42	81	0R	3H	1W	
65.00	68.00	3.00	3	100	2.21	74	0R	4H	1W	
68.00	71.00	3.00	3	100	1.84	61	0R	4H	1W	
71.00	74.00	3.00	2.97	99	1.73	58	0R	4H	2W	11 cm of stick-up
74.00	77.00	3.00	3	100	1.71	57	0R	3H	2W	
77.00	80.00	3.00	3	100	2.37	79	0R	4H	2W	
80.00	83.00	3.00	3	100	2.40	80	0R	4H	1W	
83.00	86.00	3.00	2.88	96	2.42	81	0R	3H	2W	

From (m)	To (m)	Interval (m)	Recovery (m)	Recovery %	RQD	RQD %	Reactivity	Hardness	Weathering	Comments
86.00	89.00	3.00	3	100	2.34	78	0R	3H	1W	
89.00	92.00	3.00	3	100	2.53	84	0R	4H	1W	
92.00	95.00	3.00	3	100	2.62	87	0R	4H	2W	
95.00	98.00	3.00	2.98	99	2.61	87	0R	4H	2W	
98.00	101.00	3.00	3	100	2.41	80	0R	4H	1W	
101.00	104.00	3.00	3	100	2.71	90	0R	3H	1W	
104.00	107.00	3.00	2.96	99	2.69	90	0R	3H	1W	
107.00	110.00	3.00	2.96	99	2.25	75	0R	3H	2W	
110.00	113.00	3.00	3	100	1.65	55	0R	3H	2W	
113.00	116.00	3.00	3	100	1.46	49	0R	2H	3W	
116.00	119.00	3.00	3	100	1.51	50	0R	2H	3W	
119.00	122.00	3.00	3	100	1.86	62	0R	3H	3W	
122.00	125.00	3.00	2.95	98	2.22	74	0R	3H	3W	
125.00	128.00	3.00	2.98	99	1.74	58	0R	3H	3W	
128.00	131.00	3.00	3	100	2.54	85	0R	3H	2W	
131.00	134.00	3.00	2.84	95	1.96	65	0R	4H	2W	
134.00	137.00	3.00	3	100	0.62	21	0R	3H	4W	
137.00	140.00	3.00	3	100	0.95	32	0R	3H	4W	
140.00	143.00	3.00	3	100	2.60	87	0R	3H	2W	
143.00	146.00	3.00	3	100	1.82	61	0R	3H	2W	
146.00	149.00	3.00	3	100	1.18	39	0R	2H	3W	
149.00	152.00	3.00	3	100	1.81	60	0R	3H	3W	
152.00	155.00	3.00	3	100	2.55	85	0R	3H	2W	
155.00	158.00	3.00	3	100	2.47	82	0R	3H	2W	
158.00	161.00	3.00	3	100	2.29	76	0R	2H	2W	
161.00	164.00	3.00	2.96	99	2.32	77	0R	2H	2W	
164.00	167.00	3.00	3	100	2.66	89	0R	2H	2W	10 cm of stick-up
167.00	170.00	3.00	2.93	98	2.34	78	0R	3H	2W	
170.00	173.00	3.00	3	100	2.44	81	0R	3H	1W	
173.00	176.00	3.00	3	100	1.96	65	0R	2H	3W	
176.00	179.00	3.00	2.99	100	2.14	71	0R	3H	2W	

From (m)	To (m)	Interval (m)	Recovery (m)	Recovery %	RQD	RQD %	Reactivity	Hardness	Weathering	Comments
179.00	182.00	3.00	2.95	98	2.38	79	0R	3H	1W	
182.00	185.00	3.00	2.9	97	2.01	67	0R	3H	2W	
185.00	188.00	3.00	3	100	2.15	72	0R	3H	2W	
188.00	191.00	3.00	3	100	1.92	64	0R	3H	2W	
191.00	194.00	3.00	2.94	98	1.29	43	0R	3H	2W	
194.00	197.00	3.00	3	100	1.40	47	0R	3H	1W	
197.00	200.00	3.00	2.84	95	1.19	40	0R	3H	1W	
200.00	203.00	3.00	3	100	1.40	47	0R	2H	1W	
203.00	206.00	3.00	2.94	98	1.80	60	0R	3H	2W	
206.00	209.00	3.00	2.59	86	1.57	52	0R	3H	2W	
209.00	212.00	3.00	3	100	1.47	49	1R	2H	2W	20 cm of stick-up
212.00	215.00	3.00	2.96	99	1.64	55	3R	1H	4W	
215.00	218.00	3.00	3	100	0.50	17	3R	1H	4W	
218.00	221.00	3.00	3	100	0.90	30	3R	2H	3W	
221.00	224.00	3.00	3	100	0.80	27	1R	2H	3W	
224.00	227.00	3.00	3	100	0.69	23	1R	1H	3W	
227.00	230.00	3.00	3	100	0.79	26	3R	2H	3W	
230.00	233.00	3.00	2.41	80	1.22	41	1R	3H	2W	
233.00	236.00	3.00	2.86	95	2.18	73	0R	4H	1W	
236.00	239.00	3.00	2.96	99	1.60	53	0R	4H	1W	
239.00	242.00	3.00	3	100	1.61	54	0R	4H	1W	
242.00	245.00	3.00	2.99	100	1.24	41	0R	4H	2W	
245.00	248.00	3.00	2.95	98	1.52	51	1R	3H	2W	
248.00	251.00	3.00	2.95	98	1.29	43	0R	4H	2W	
251.00	254.00	3.00	3	100	1.20	40	0R	4H	2W	
254.00	257.00	3.00	3	100	1.94	65	0R	4H	2W	
257.00	260.00	3.00	3	100	1.17	39	0R	3H	2W	
260.00	263.00	3.00	3	100	1.07	36	0R	3H	2W	
263.00	266.00	3.00	2.94	98	1.34	45	0R	3H	2W	
266.00	269.00	3.00	3	100	2.40	80	0R	4H	2W	
269.00	272.00	3.00	2.95	98	2.05	68	0R	4H	2W	

From (m)	To (m)	Interval (m)	Recovery (m)	Recovery %	RQD	RQD %	Reactivity	Hardness	Weathering	Comments
272.00	275.00	3.00	3	100	1.24	41	0R	4H	2W	
275.00	278.00	3.00	3	100	2.08	69	0R	4H	2W	
278.00	281.00	3.00	3	100	1.45	48	0R	3H	3W	
281.00	284.00	3.00	2.87	96	2.19	73	3R	3H	2W	
284.00	287.00	3.00	3	100	2.48	83	1R	3H	2W	
287.00	290.00	3.00	3	100	2.21	74	3R	3H	1W	
290.00	293.00	3.00	2.94	98	1.85	62	1R	3H	2W	
293.00	296.00	3.00	2.89	96	2.08	69	1R	3H	1W	
296.00	299.00	3.00	3	100	2.16	72	1R	3H	2W	15cm of possible stick-up.
299.00	302.00	3.00	3	100	1.59	53	0R	3H	2W	16cm of possible stick-up.
302.00	305.00	3.00	3	100	2.27	76	0R	3H	2W	
305.00	308.00	3.00	2.96	99	2.43	81	0R	3H	2W	
308.00	311.00	3.00	2.93	98	1.91	64	0R	3H	1W	
311.00	314.00	3.00	2.8	93	1.39	46	0R	3H	2W	
314.00	317.00	3.00	3	100	1.92	64	0R	3H	2W	
317.00	320.00	3.00	3	100	2.48	83	1R	3H	2W	
320.00	323.00	3.00	3	100	2.44	81	1R	3H	1W	
323.00	326.00	3.00	3	100	2.69	90	0R	3H	1W	
326.00	329.00	3.00	3	100	2.21	74	1R	3H	1W	
329.00	332.00	3.00	3	100	2.50	83	3R	3H	2W	
332.00	335.00	3.00	2.87	96	2.32	77	0R	3H	2W	
335.00	338.00	3.00	3	100	2.80	93	3R	3H	1W	
338.00	341.00	3.00	3	100	2.44	81	3R	4H	2W	
341.00	344.00	3.00	3	100	2.20	73	1R	3H	2W	
344.00	347.00	3.00	3	100	2.57	86	1R	3H	3W	
347.00	350.00	3.00	2.96	99	2.48	83	0R	3H	2W	
350.00	353.00	3.00	3	100	2.77	92	3R	2H	2W	
353.00	356.00	3.00	3	100	2.39	80	3R	2H	2W	
356.00	359.00	3.00	3	100	1.34	45	1R	3H	1W	
359.00	362.00	3.00	2.95	98	2.53	84	0R	4H	1W	
362.00	365.00	3.00	3	100	2.32	77	0R	3H	1W	13 cm of stick-up

From (m)	To (m)	Interval (m)	Recovery (m)	Recovery %	RQD	RQD %	Reactivity	Hardness	Weathering	Comments
365.00	368.00	3.00	3	100	2.60	87	0R	3H	1W	
368.00	371.00	3.00	2.96	99	2.46	82	3R	3H	1W	
371.00	374.00	3.00	2.94	98	2.42	81	1R	3H	2W	
374.00	377.00	3.00	3	100	1.46	49	1R	2H	2W	
377.00	380.00	3.00	3	100	0.91	30	3R	2H	2W	
380.00	383.00	3.00	2.77	92	1.79	60	3R	2H	1W	
383.00	386.00	3.00	2.9	97	1.00	33	3R	2H	1W	
386.00	389.00	3.00	3	100	2.39	80	3R	3H	1W	10 cm pf stick-up
389.00	392.00	3.00	3	100	2.09	70	3R	3H	2W	9 cm of stick-up
392.00	395.00	3.00	2.99	100	2.20	73	0R	3H	1W	
395.00	398.00	3.00	2.98	99	2.35	78	1R	3H	1W	
398.00	401.00	3.00	2.95	98	2.00	67	3R	3H	1W	
401.00	404.00	3.00	2.99	100	2.27	76	3R	2H	1W	
404.00	407.00	3.00	3	100	2.32	77	3R	2H	1W	
407.00	410.00	3.00	2.98	99	1.87	62	3R	2H	1W	
410.00	413.00	3.00	3	100	1.85	62	3R	2H	1W	
413.00	416.00	3.00	3	100	2.57	86	3R	3H	2W	
416.00	419.00	3.00	3	100	2.61	87	3R	3H	1W	
419.00	422.00	3.00	3	100	1.64	55	3R	3H	1W	
422.00	425.00	3.00	3	100	2.00	67	3R	2H	1W	
425.00	428.00	3.00	3	100	2.35	78	3R	2H	1W	
428.00	431.00	3.00	3	100	2.00	67	3R	3H	1W	
431.00	434.00	3.00	2.93	98	2.22	74	3R	2H	1W	
434.00	437.00	3.00	3	100	1.76	59	3R	2H	1W	
437.00	440.00	3.00	3	100	2.20	73	3R	3H	1W	
440.00	443.00	3.00	2.96	99	2.35	78	3R	4H	1W	
443.00	446.00	3.00	2.97	99	2.57	86	3R	2H	1W	
446.00	449.00	3.00	2.84	95	2.01	67	3R	2H	1W	
449.00	452.00	3.00	3	100	1.39	46	1R	2H	1W	
452.00	455.00	3.00	3	100	1.61	54	0R	2H	1W	
455.00	458.00	3.00	3	100	1.67	56	0R	2H	1W	

From (m)	To (m)	Interval (m)	Recovery (m)	Recovery %	RQD	RQD %	Reactivity	Hardness	Weathering	Comments
458.00	461.00	3.00	3	100	2.62	87	0R	3H	1W	
461.00	464.00	3.00	3	100	2.33	78	3R	3H	1W	
464.00	467.00	3.00	3	100	2.07	69	1R	3H	1W	
467.00	470.00	3.00	3	100	1.71	57	3R	2H	1W	
470.00	473.00	3.00	3	100	1.11	37	3R	3H	1W	12 cm of stick-up
473.00	476.00	3.00	2.91	97	1.55	52	0R	3H	1W	End of hole

Depth (m)	Magnetic Susceptibility	Rock Type	Comments
1	0	CAS	Casing,no recovery
2	0	CAS	Casing,no recovery
3	0	CAS	Casing,no recovery
4	0	CAS	Casing,no recovery
5	0	OVB	Rubble
6	0	SSS	Rubble
6	0	OVB	Rubble
7	3.09	SSS	
8	0.04	SSS	
9	1.22	SSS	
10	0.76	SSS	
11	0	SSS	Rubble
12	0.44	SSS	
13	6.78	SSS	
14	6.03	SSS	
15	0.12	SSS	
16	2.49	SSS	
17	4.68	SSS	
18	2.63	SSS	
19	1.77	SSS	
20	0.75	SSS	
21	1.58	SSS	
22	1.02	SSS	
23	0.23	SSS	
24	1.31	SSS	
25	2.17	SSS	
26	0.02	SSS	
27	0.11	SSS	
28	1.81	SSS	

Depth (m)	Magnetic Susceptibility	Unit	Comments
29	1.28	SSS	
30	0.48	SSS	
31	0.48	SSS	
32	0.87	SSS	
33	0.19	SSS	
34	1.07	SSS	
35	1.26	SSS	
36	4.16	SSS	
37	0.38	SSS	
38	0.37	SSS	
39	0.32	SSS	
40	0.22	SSS	
41	1.54	SSS	
42	0.36	SSS	
43	0.52	SSS	
44	0.04	SSS	
45	3.55	SSS	
46	0.38	SSS	
47	0.19	SSS	
48	0.11	SSS	
49	0.13	SSS	
50	2.47	SSS	
51	0.74	SSS	
52	2.03	SSS	
53	10.05	SSS	
54	1.34	SSS	
55	3.9	SSS	
56	6.91	SSS	
57	10.03	SSS	

Depth (m)	Magnetic Susceptibility	Rock Type	Comments
58	6.8	SSS	
59	8.93	SSS	
60	18	SSS	
61	2.39	SSS	
62	8.01	SSS	
63	8.21	SSS	
64	5.83	SSS	
65	3.59	SSS	
66	11.47	SSS	
67	3.41	SSS	
68	3.52	SSS	
69	5.99	SSS	
70	2.04	SSS	
71	3.98	SSS	
72	6.09	SSS	
73	5.44	SSS	
74	3.22	SSS	
75	3.92	SSS	
76	5.4	SSS	
77	5.4	SSS	
78	2.78	SSS	
79	0.47	SSS	
80	3.84	SSS	
81	4.12	SSS	
82	5.94	SSS	
83	1.78	SSS	
84	2.41	SSS	
85	1.63	SSS	
86	3.87	SSS	
87	5.61	SSS	
88	7.55	SSS	

Depth (m)	Magnetic Susceptibility	Unit	Comments
89	2.57	SSS	
90	6.16	SSS	
91	6.03	SSS	
92	3.06	SSS	
93	5.05	SSS	
94	3.9	SSS	
95	5.75	SSS	
96	3.88	SSS	
97	3.46	SSS	
98	4.48	SSS	
99	4.46	SSS	
100	7.37	SSS	
101	3.5	SSS	
102	5.89	SSS	
103	4.49	SSS	
104	7.97	SSS	
105	5.87	SSS	
106	4.32	SSS	
107	3.86	SSS	
108	3.11	SSS	
109	4.49	SSS	
110	7	SSS	
111	7.37	SSS	
112	6.08	SSS	
113	3.95	SSS	
114	3.46	SSS	
115	0.65	SSS	
116	1.17	SSS	
117	4.05	SSS	
118	1.21	SSS	
119	0.3	SSS	

Depth (m)	Magnetic Susceptibility	Rock Type	Comments
120	4.43	SSS	
121	1.4	SSS	
122	3.5	SSS	
123	4.41	SSS	
124	0.8	SSS	
125	0.85	SSS	
126	2.84	SSS	
127	4.27	SSS	
128	1.73	SSS	
129	7.22	SSS	
130	4.19	SSS	
131	2.76	SSS	
132	2.27	SSS	
133	3.63	SSS	
134	1.81	SSS	
135	3.46	SSS	
136	0.51	SSS	
137	0.36	SSS	
138	0	FLR	Rubble
139	0	FLR	Rubble
140	2.64	SLT	
141	2.53	SLT	
142	1.61	SLT	
143	3.49	SLT	
144	3.48	SLT	
145	2.75	SLT	
146	0	SLT	Rubble
147	2.23	SLT	
148	4.4	SLT	
149	1.56	SLT	
150	3.84	SLT	

Depth (m)	Magnetic Susceptibility	Unit	Comments
151	2.79	SLT	
152	1.86	SLT	
153	3.05	SLT	
154	4.59	SLT	
155	5.27	SLT	
156	4.31	SLT	
157	5.43	SLT	
158	4.45	SLT	
159	5.2	SLT	
160	3.23	SLT	
161	4.25	SLT	
162	6.33	SLT	
163	7.52	SLT	
164	4.07	SLT	
165	6.52	SLT	
166	0.85	SLT	
167	9.4	SLT	
168	2.49	SLT	
169	14.68	SLT	
170	4.3	SLT	
171	5.29	SLT	
172	6.43	SLT	
173	7.58	SLT	
174	4.87	SLT	
175	4.82	SLT	
176	8.6	SLT	
177	3.91	SLT	
178	8.38	SLT	
179	6.56	SLT	
180	10.25	SLT	
181	4.76	SLT	

Depth (m)	Magnetic Susceptibility	Rock Type	Comments
182	4.28	SLT	
183	5.23	SLT	
184	4.96	SLT	
185	6.89	SLT	
186	1.05	SLT	
187	1.63	SLT	
188	7.18	SLT	
189	1.67	SLT	
190	5.89	SLT	
191	0.38	SLT	
192	2.98	SLT	
193	5.06	SLT	
194	5.54	SLT	
195	2.5	SLT	
196	4.31	SLT	
197	9.2	SLT	
198	4.31	SLT	
199	10.75	SLT	
200	2.12	SLT	
201	13.96	SLT	
202	4.85	SLT	
203	0.39	SLT	
204	20.09	SLT	
205	8.07	SLT	
206	4.29	SLT	
207	0.47	SLT	
208	1.11	SLT	
209	0.97	SLT	
210	3.41	SLT	
211	0.86	SLT	
212	0.33	SLT	

Depth (m)	Magnetic Susceptibility	Unit	Comments
213	1.17	SLT	
214	0.27	SLT	
215	0.17	SLT	
216	0	SLT	rubble
217	0.61	SLT	
218	0.15	SLT	
219	0.31	SLT	
220	0.05	SLT	
221	0.23	SLT	
222	0.42	SLT	
223	0.46	SLT	
224	0.26	SLT	
225	0.36	SLT	
226	0.24	SLT	
227	0.41	SLT	
228	0.12	SLT	
229	0.38	SLT	
230	0.21	SLT	
231	0.04	SLT	
232	0.23	SLT	
233	0.13	SLT	
234	0	SLT	
235	0	SLT	
236	0	SLT	
237	0.09	SLT	
238	0.09	SLT	
239	0.27	SLT	
240	0.02	SLT	
241	0.05	SLT	
242	0.02	SLT	
243	0.21	SLT	

Depth (m)	Magnetic Susceptibility	Rock Type	Comments
244	0.15	SLT	
245	0.2	SLT	
246	0.13	SLT	
247	0.26	SLT	
248	0.07	SLT	
249	0.07	SLT	
250	0.36	SLT	
251	0.17	SLT	
252	0.15	SLT	
253	0.37	SLT	
254	0.64	SLT	
255	0.4	SLT	
256	0.26	SLT	
257	1.26	SLT	
258	1.4	SLT	
259	0.07	SLT	
260	0.07	SLT	
261	0.34	SLT	
262	0.82	SLT	
263	1.85	SLT	
264	0.87	SLT	
265	0.13	SLT	
266	0	SLT	
267	0.36	SLT	
268	0.7	SLT	
269	0.01	SLT	
270	0.09	SLT	
271	0	SLT	
272	0.56	SLT	
273	0.43	SLT	
274	0.06	SLT	

Depth (m)	Magnetic Susceptibility	Unit	Comments
275	0.57	SLT	
276	0.55	SLT	
277	1.66	SLT	
278	0.1	SLT	
279	0.77	SLT	
280	1.22	SLT	
281	1.02	SLT	
282	0.06	SLT	
283	0.11	SLT	
284	0.02	SLT	
285	0.05	SLT	
286	0.51	SLT	
287	0.02	SLT	
288	0	SLT	
289	0	SLT	
290	0	SLT	
291	0.02	SLT	
292	0.45	SLT	
293	0	SLT	
294	0.05	SLT	
295	0.01	SLT	
296	0.18	SLT	
297	0.14	SLT	
298	0.32	SLT	
299	0.74	SLT	
300	0.29	SLT	
301	0.02	SLT	
302	0	SLT	
303	0.09	SLT	
304	0.08	SLT	
305	0.02	SLT	

Depth (m)	Magnetic Susceptibility	Rock Type	Comments
306	0.09	SLT	
307	0.01	SLT	
308	0.06	SLT	
309	0.08	SLT	
310	0.12	SLT	
311	0.82	SLT	
312	0.29	SLT	
313	0.05	SLT	
314	0.07	SLT	
315	0.14	SLT	
316	0	SLT	
317	0	CSL	
318	0	CSL	
319	0.05	CSL	
320	0.17	CSL	
321	0	CSL	
322	0.08	CSL	
323	0.02	CSL	
324	0.03	CSL	
325	0.06	CSL	
326	0	CSL	
327	0	CSL	
328	0.04	CSL	
329	0.15	CSL	
330	0	CSL	
331	0.05	CSL	
332	0.06	CSL	
333	0.28	CSL	
334	0.01	CSL	
335	0	CSL	
336	0.03	CSL	
337	0.01	CSL	
338	0.06	CSL	
339	0.03	CSL	
340	0.07	CSL	
341	0.09	CSL	
342	0.19	CSL	
343	0	CSL	
344	0.16	CSL	
345	0.09	CSL	
346	0.12	CSL	
347	0	CSL	
348	0.12	CSL	
349	0	CSL	
350	0	CSL	
351	0	CSL	
352	0	CSL	
353	0.01	CSL	
354	0.01	CSL	
355	0	CSL	
356	0.02	CSL	
357	0.03	CSL	
358	0.08	CSL	
359	0.16	CSL	
360	0.01	CSL	
361	0.12	CSL	
362	0.06	CSL	
363	0.14	CSL	
364	0.38	CSL	
365	0.38	CSL	
366	0	CSL	
367	0.05	CSL	

Depth (m)	Magnetic Susceptibility	Rock Type	Comments
368	0.47	CSL	
369	0.73	CSL	
370	0	CSL	
371	0	CSL	
372	0.61	CSL	
373	0.09	CSL	
374	0	CSL	
375	0.02	CSL	
376	0.26	CSL	
377	0	FLR	
378	0	FLR	
379	0	FLR	
380	0	FLR	
381	0	FLR	
382	0	FLR	
383	0	FLR	
384	0	FLR	
385	0	FLR	
386	0	CSL	
387	0	CSL	
388	0.05	CSL	
389	0	CSL	
390	0.09	CSL	
391	0	CSL	
392	0.01	CSL	
393	0.02	CSL	
394	0.14	CSL	
395	0	CSL	
396	0.65	CSL	
397	0.07	CSL	
398	0.26	CSL	
399	0	CSL	
400	0	CSL	
401	0.07	CSL	
402	0	CSL	
403	0	CSL	
404	0	FLR	
405	0.11	FLR	
406	0.12	FLR	
407	0	FLR	
408	0	FLR	
409	0	FLR	
410	0	FLR	
411	0	FLR	
412	0	FLR	
413	0	FLR	
414	0	FLR	
415	0.01	FLR	
416	0.01	FLR	
417	0.06	FLR	
418	0	FLR	
419	0	FLR	
420	0	FLR	
421	0	FLR	
422	0	FLR	
423	0	FLR	
424	0	FLR	
425	0	FLR	
426	0.01	FLR	
427	0.02	FLR	
428	0	FLR	
429	0.01	FLR	

Depth (m)	Magnetic Susceptibility	Rock Type	Comments
430	0	FLR	
431	0	FLR	
432	0.07	FLR	
433	0	FLR	
434	0.1	FLR	
435	0	FLR	
436	0.01	FLR	
437	0	FLR	
438	0.02	FLR	
439	0	FLR	
440	0	FLR	
441	0	FLR	
442	0.07	FLR	
443	0.01	FLR	
444	0.05	FLR	
445	0.03	FLR	
446	0.19	FLR	
447	0.02	FLR	
448	0	FLR	
449	0.04	FLR	
450	0.01	FLR	
451	0	FLR	
452	0	FLR	
453	0	FLR	
454	0	FLR	
455	0	FLR	
456	0	FLR	
457	0	FLR	
458	0.02	FLR	
459	0.02	FLR	
460	0	FLR	
461	0	FLR	
462	0.02	FLR	
463	0	FLR	
464	0.03	FLR	
465	0	FLR	
466	0.01	FLR	
467	0	FLR	
468	0	FLR	
469	0.07	FLR	
470	0.01	FLR	
471	0.11	FLR	
472	0	FLR	
473	0	FLR	
474	0.56	FLR	
475	0.03	FLR	
476	0.86	FLR	End of hole

Hole Name	From (m)	Length (m)	Core Size	Rock Type	Weight in Air (g)	Weight in Water (g)	Density (g/cm3)	Specific Gravity	Comments
KEG-12-058									
	15.79	13.3	NQ2	SSS	728.7	430.4	2.7	2.4	Moderately bleached siltstone with weak fracture controlled pyrrhotite mineralization within 2-3mm siliceous fractures.
	46.91	11.8	NQ2	SSS	629.2	355.6	2.6	2.3	Bleached chert with a few hairline siliceous fractures.
	58.6	13.2	NQ2	SSS	731.8	649.1	2.8	8.9	Moderately chlorite altered, intercalated siliceous siltstone and chert. Fracture controlled, medium grained, blebby mineralization.
	76.78	14.7	NQ2	SSS	806	513.3	2.7	2.8	Partially bleached siliceous siltstone with fracture controlled, medium grained, blebby mineralization.
	79.04	11.5	NQ2	SSS	605.7	378.2	2.6	2.7	Partially bleached siliceous siltstone with fracture controlled, medium grained mineralization.
	128.01	13.5	NQ2	SSS	763.3	499	2.8	2.9	Moderately to strongly bleached siliceous siltstone with fracture controlled, medium grained, blebby mineralization.
	140.89	17.4	NQ2	SLT	935.7	590.1	2.7	2.7	Weakly beached siliceous siltstone with fracture controlled, medium grained, blebby mineralization and calcite veinlets.
	161.75	10.3	NQ2	SLT	557.5	352.6	2.7	2.7	Weakly calc-silicate altered siliceous siltstone with 3 parallel veinlets.

Hole Name	From (m)	Length (m)	Core Size	Rock Type	Weight in Air (g)	Weight in Water (g)	Density (g/cm3)	Specific Gravity	Comments
	177.87	10.6	NQ2	SLT	585.3	373.4	2.7	2.8	Medium to dark grey siliceous siltstone with low angle quartz veinlets containing weak pyrrhotite.
	199.7	12.3	NQ2	SLT	746.9	500.6	3.0	3.0	Siliceous siltstone with a large blowout of sphalerite, pyrrhotite and pyrite.
	212.9	11.5	NQ2	SLT	609.3	382.5	2.6	2.7	Calcified, oxidized and calc-silicate altered siltstone with moderate sphalerite and trace arsenopyrite.
	233.1	10.4	NQ2	SLT	548.2	344.6	2.6	2.7	Bleached siliceous siltstone with ~20% calcite veins and veinlets.
	242.09	18.3	NQ2	SLT	955.7	598.9	2.6	2.7	Strongly bleached siliceous siltstone with thin, dendritic quartz veins. Trace coarse grained, blebby mineralization in quartz veinlets.
	276.35	17.1	NQ2	SLT	907	574.3	2.6	2.7	Weakly bleached siliceous siltstone with trace sphalerite (medium grained, disseminated).
	290.72	13.5	NQ2	SLT	683.3	419.9	2.5	2.6	Moderately iron-carbonate altered, weakly bleached siliceous siltstone. Pervasive calcite veins with no mineralization.
	347.18	12.3	NQ2	CSL	724	482.8	2.9	3.0	Weakly bleached, tracely chloritized siliceous siltstone, pervasively fractured/ quartz healed. No mineralization present.
	370.81	13.2	NQ2	CSL	721.7	385.8	2.7	2.2	Moderately bleached calcareous siltstone with crosscutting hairline siliceous fractures.

Hole Name	From (m)	Length (m)	Core Size	Rock Type	Weight in Air (g)	Weight in Water (g)	Density (g/cm3)	Specific Gravity	Comments
	400.71	11.7	NQ2	CSL	621.7	395.6	2.6	2.8	Calcareous siltstone with weak-moderate calc-silicate and chlorite alteration. Weakly blebby mineralization of pyrite and several 0.4-0.6 cm wide calcite fractures present.
	429	13	NQ2	FLR	698.6	438.5	2.7	2.7	Light grey/green fault rock. Large, brecciated siltstone clasts in calcareous matrix. Moderate bleaching and trace, blebby, disseminated galena present.
	459	14.1	NQ2	FLR	667.2	386.8	2.3	2.4	Light grey/ green fault rock with large brecciated siltstone clasts in calcareous matrix. Moderate bleaching and trace, disseminated galena present. (same as previous)

Keg - Silver Range

Archer, Cathro & Associates (1981) Limited

Grid East	Grid North	Easting	Northing	Elevation	Depth (m)
		587733	6940433	1045.94	239

ZONE: Keg

SECTION: 11+940

HOLE: KEG-12-059

CLAIM: YD33684

Contractor: Top Rank

Drill: 1

Core Size: NQ2

Casing Depth: 4.59m, Out

Drilling Dates: Jul 29 - Aug 02, 2012

Geology Logged By: B. Turner

SURVEY			
Depth (m)	Azimuth	Dip	Method
0	340	-50	Compass
239	350	-44.6	Ranger

TARGET:

SUMMARY			
From (m)	To (m)	Interval (m)	Rock Type
0	4.59	4.59	CAS
4.59	93.35	88.76	SLT
93.35	159.8	66.45	SLT
159.8	239	79.2	SLT

SAMPLES	
Numbers:	K285173 to K285203, K285205 to K285253, K285268
Total:	83
Batch:	061, 064, 065
Certificates:	WH12183394, WH12185492, WH12190092, WH12198809

COMMENTS

Box Log

KEG-12-059

Silver Range
Keg Zone

Archer,Cathro & Associates (1981) Limited

Box Number	From (m)	To (m)
1	4.59	11.2
2	11.2	17
3	17	24.2
4	24.2	29.4
5	29.4	34.42
6	34.42	39.93
7	39.93	45.44
8	45.44	51
9	51	56.64
10	56.64	62.08
11	62.08	67.69
12	67.69	73.19
13	73.19	78.8
14	78.8	83.6
15	83.6	89
16	89	94.37
17	94.37	99.18
18	99.18	104
19	104	109.07
20	109.07	114.35
21	114.35	119.26
22	119.26	124.84
23	124.84	130
24	130	135.44
25	135.44	140.75
26	140.75	146
27	146	151
28	151	155.52
29	155.52	159.8
30	159.8	164.66
31	164.66	169.88
32	169.88	174.86
33	174.86	179.81
34	179.81	185.19
35	185.19	190.34
36	190.34	195.35
37	195.35	200.47
38	200.47	206.6
39	206.6	210.75
40	210.75	215.54
41	215.54	220.48
42	220.48	224.88
43	224.88	229.69
44	229.69	234.88
45	234.88	239

Box Number	From (m)	To (m)

From (m)	To (m)	Interval (m)	Rock Type	Grain Size	Description	Shade	Colour	Texture	Alteration	Intensity	Mineral	Conc.
0.00	4.59	4.59	CAS	--	casing no recovery							
						--	--	---	---	--	--	0
4.59	8.80	4.21	SLT	FG	rubbly strongly oxidized interval of siltstone.							
						LT	GY		OXI	4I		
						DK	GY					
						--	OR	RB	CLY	3I	--	0
8.80	19.70	10.90	SLT	FG	highly deformed (probable shear) siltstone section with light/dark grey foliations. Fractures predominantly strongly oxidized consisting of calcite and soft white mineral (barite?). Deformed foliations causing brecciated texture in places. Fine grained disseminated Py throughout interval.							
						LT	GY	SH	OXI	3I	Py	0.1
						DK	GY					
19.70	21.67	1.97	FLR	MG	probable fault center, dark grey strong clay alteration throughout interval. Entire interval strongly calcareous.							
						DK	GY	---	CLY	4I	--	0
21.67	29.40	7.73	SLT	FG	predominantly altered interval with several small localized sections of gouge. Light brown/green soft alteration dominant in first half on interval (possible sericitic alteration). Gouge sections moderate-strongly calcareous. Weak fracture controlled and disseminated Py mineralization.							
						LT	BN		SER	3I	Py	0.1
						LT	GY					
						DK	GY	---	CLY	3I	Py	1
29.40	35.00	5.60	SLT	FG	strongly deformed (probable shear) interval with strong carbon content. Foliations strongly deformed consisting of light/dark foliations. Light foliations harder quartz rich siltstone, dark foliations soft dark grey strongly clay altered argillaceous carbon rich. Moderate calcite fracturing throughout. Deformation causing brecciation in sections. Weak Gn mineralization found within small rubbly sections. Weak-moderate Py mineralization found throughout.							
						LT	GY	SH	CLY	4I	Py	3
						DK	GY				Gn	0.1
											Py	1

From (m)	To (m)	Interval (m)	Rock Type	Grain Size	Description	Shade	Colour	Texture	Alteration	Intensity	Mineral	Conc.
35.00	46.00	11.00	SLT	FG	interval of predominantly unaltered siltstone. Interval made up of beds of ranging grain sizes from fine grained siltstone to medium grained sandstones. Pervasive undulating 1-2mm strongly oxidized calcite veinlets throughout (could also be infilled primary fabric). Foliation in sections moderately clay altered (possible sericitized).							
						LT	GY		OXI	3I	Py	0.5
						DK	GY	---	CLY	3I	Sp	0.5
46.00	53.00	7.00	SLT	FG	interval with oxidation present throughout, weak in spots (just along fractures) to intense in others (throughout core). Few localized rubbly sections with weak clay alteration. Both calcite and quartz veining apparent. Weak-moderate sulphide mineralization throughout. Intensely brecciated sections (possible vein) intensely oxidized with clasts 1-20mm wide at 50-50.50m. Very soft transparent crystals found in vugs (possible gypsum or barite). Small sections of large grained sandstones.							
						LT	OR	---	OXI	4I	Py	0.5
						LT	GY		CLY	3I	Po	0.5
						DK	GY				As	0.5
						DK	OR				Sp	0.5
											Gn	0.5
											Py	1
53.00	66.27	13.27	SLT	FG	siltstone interval with sections of lithic wacke with 1-5mm rounded siliceous clasts. Sericitic alteration in localized bands. Chlorite and oxidation forming around/within fractures. Deformed foliation causing brecciated texture in places. Fractures infill predominantly calcite composed. Rare small localized vuggy sections with very soft transparent crystals within (barite or gypsum?). Sulphides found sporadically throughout.							
						LT	GY	---	CHL	2I	Py	2
						DK	GY		OXI	3I	Sp	1
									SER	3I	Po	0.5
											Py	0.5
											Gn	0.1

From (m)	To (m)	Interval (m)	Rock Type	Grain Size	Description	Shade	Colour	Texture	Alteration	Intensity	Mineral	Conc.
66.27	74.80	8.53	SLT	FG	fine grained dark grey foliated siltstone with deformed (sheared) sections. Pervasive fracturing throughout interval mainly calcite and soft white mineral (barite?). Many fractures moderate-strongly oxidized.							
						DK	GY	FO	OXI	2I	Gn	0.1
											Py	1
											As	0.1
74.80	87.40	12.60	SLT	FG	Predominantly highly fractured, altered siltstone. 5m section of strongly oxidized fractures at start of interval, mainly calcite composed. Small, localized sections of chlorite alteration. Rubbly and clay altered/gougy sections towards end of interval. Brecciated sections where sheared or from intense fracturing. Moderate to strong mineralization in sections forming blebs, fracture infill or found interstitially. Most mineralization is contained to rubbly, clay altered sections (last 3m to 4m of interval).							
						LT	GY		OXI	2I	Sp	0.5
						DK	GY	---	CLY	3I	Py	1
											Po	2
											Py	1
											Gn	0.5
											Sp	0.5
											Gn	0.5
									CHL	2I	Po	1
87.40	92.40	5.00	SLT	FG	Highly fractured, moderately oxidized siltstone section. Fracturing predominantly calcareous. Small, localized sections of rubble and clay alteration. Weak, fracture controlled and blebby sphalerite mineralization can be found sporadically throughout.							
						LT	OR					
						LT	GY		OXI	3I	Sp	1
						DK	GY	---	CLY	2I	Sp	1
92.40	93.35	0.95	SLT	FG	Strongly mineralized interval with sphalerite occurring exclusively within strongly calcareous section; possibly a semi-massive, undulating calcite vein?							
						LT	GY	---	---	--	Sp	30

From (m)	To (m)	Interval (m)	Rock Type	Grain Size	Description	Shade	Colour	Texture	Alteration	Intensity	Mineral	Conc.
93.35	109.07	15.72	SLT	FG	Dark grey siltstone/argillite with a predominant shear fabric. Fractures mostly filled with calcite. Brecciated texture in places caused by intense shearing or fracturing. Weak sulphide mineralization is found mostly within calcite fractures. Rubbly/clay altered sections found locally. Shear fabric consisting of harder, light grey and softer, dark grey, carbon rich foliations. Localized calcareous sections throughout.							
						LT	GY				Py	0.5
						DK	GY	SH	CLY	3I	Sp	2
											Py	0.5
109.07	109.50	0.43	SLT	FG	Extensive calcite veining with strong to semi-massive, blebby sphalerite mineralization and weak galena mineralization.							
						LT	GY				Sp	60
						DK	GY	---	---	--	Gn	1
109.50	143.00	33.50	SLT	FG	same as interval 93.35m to 109.07m.							
						LT	GY				Py	0.5
						DK	GY	SH	CLY	3I	Py	0.5
											Sp	2
143.00	159.80	16.80	SLT	FG	Predominantly rubbly, clay altered, carbon rich, fine grained, dark grey siltstone/argillite. Weak to moderately calcareous sections throughout. Fractures are mostly calcite with few occurrences of quartz carbonate infill.							
						DK	GY	---	CLY	3I	Py	0.5
											Po	1
											Py	0.5
159.80	169.88	10.08	FLR	FG	Predominantly rubbly, moderately clay altered section. Strong chlorite alteration occurring in last 2m of interval. Clay altered sections are weak to strongly calcareous. Extensive fracturing, weathering and brecciating host rock. Weak, blebby sulphides found throughout.							
						LT	GY	---	CLY	3I	Py	1
						DK	GY		CHL	2I	Sp	0.5
											Po	1

From (m)	To (m)	Interval (m)	Rock Type	Grain Size	Description	Shade	Colour	Texture	Alteration	Intensity	Mineral	Conc.
169.88	233.00	63.12	SLT	FG	Interval of dark grey, foliated siltstone with small argillaceous sections. Rubbly/clay altered sections throughout interval. Many clay altered sections are weak to strongly calcareous. Carbon rich sections seen occurring moving downhole. 1.5cm polymetallic vein seen at 172.68m. Veining predominantly quartz carbonate and calcite occurring intensely in places causing brecciated texture in spots. Most mineralization is fracture controlled with weak disseminated, fine grained pyrite throughout.							
						DK	GY	---	CLY	3I	Gn	0.01
											Sp	0.01
											Py	0.5
											Py	1
											Po	2
233.00	239.00	6.00	SLT	FG	same as interval 169.88m to 233.00m with more sulphide mineralization and no rubbly/clay altered sections.							
						DK	GY	---	---	--	Py	1
											Sp	2
											Po	2
											Gn	0.1

KEG-12-059

From (m)	To (m)	Interval (m)	Rock Type	Recovery (m)	Recovery %	Sample Number	BatchName	Batch Class	Standard	Blank	1/4 Dup	Coarse Dup
0.00	0.00	0.00	-QC-	0.00	0	K285192	12-061			☑	☐	☐
0.00	0.00	0.00	-QC-	0.00	0	K285198	12-064			☑	☐	☐
0.00	0.00	0.00	-QC-	0.00	0	K285202	12-064		K-2	☐	☐	☐
0.00	0.00	0.00	-QC-	0.00	0	K285208	12-064			☑	☐	☐
0.00	0.00	0.00	-QC-	0.00	0	K285220	12-064		K-3	☐	☐	☐
0.00	0.00	0.00	-QC-	0.00	0	K285241	12-065		K-3	☐	☐	☐
0.00	0.00	0.00	-QC-	0.00	0	K285247	12-065			☑	☐	☐
0.00	0.00	0.00	-QC-	0.00	0	K285253	12-065		K-3	☐	☐	☐
0.00	0.00	0.00	-QC-	0.00	0	K285180	12-061		K-4	☐	☐	☐
5.00	8.00	3.00	SLT	1.53	51	K285173	12-061			☐	☐	☐
8.00	11.00	3.00	SLT	1.81	60	K285174	12-061			☐	☐	☐
11.00	14.00	3.00	SLT	2.57	86	K285175	12-061			☐	☐	☐
11.00	14.00	3.00	SLT	2.57	86	K285176	12-061			☐	☐	☑
14.00	17.00	3.00	SLT	2.78	93	K285177	12-061			☐	☐	☐
17.00	19.70	2.70	SLT	0.93	34	K285178	12-061			☐	☐	☐
19.70	21.70	2.00	SLT	1.65	83	K285179	12-061			☐	☐	☐
21.70	24.20	2.50	SLT	2.34	94	K285181	12-061			☐	☐	☐
24.20	26.80	2.60	SLT	2.54	98	K285182	12-061			☐	☐	☐
26.80	29.32	2.52	SLT	2.52	100	K285183	12-061			☐	☐	☐
29.32	32.00	2.68	SLT	2.68	100	K285184	12-061			☐	☐	☐
32.00	35.00	3.00	SLT	3.00	100	K285185	12-061			☐	☐	☐
35.00	38.00	3.00	SLT	3.00	100	K285186	12-061			☐	☐	☐
35.00	38.00	3.00	SLT	3.00	100	K285187	12-061			☐	☑	☐
38.00	41.00	3.00	SLT	2.96	99	K285188	12-061			☐	☐	☐
41.00	44.00	3.00	SLT	3.00	100	K285189	12-061			☐	☐	☐
44.00	47.00	3.00	SLT	3.00	100	K285190	12-061			☐	☐	☐
47.00	50.00	3.00	SLT	2.90	97	K285191	12-061			☐	☐	☐

From (m)	To (m)	Interval (m)	Rock Type	Recovery (m)	Recovery %	Sample Number	BatchName	Batch Class	Standard	Blank	1/4 Dup	Coarse Dup
50.00	53.00	3.00	SLT	2.55	85	K285193	12-061			☐	☐	☐
53.00	56.00	3.00	SLT	3.00	100	K285194	12-061			☐	☐	☐
56.00	59.00	3.00	SLT	3.00	100	K285195	12-061			☐	☐	☐
59.00	62.00	3.00	SLT	3.00	100	K285196	12-064			☐	☐	☐
62.00	65.00	3.00	SLT	3.00	100	K285197	12-064			☐	☐	☐
65.00	68.00	3.00	SLT	3.00	100	K285199	12-064			☐	☐	☐
68.00	71.00	3.00	SLT	3.00	100	K285200	12-064			☐	☐	☐
71.00	74.00	3.00	SLT	3.00	100	K285201	12-064			☐	☐	☐
74.00	77.00	3.00	SLT	3.00	100	K285203	12-064			☐	☐	☐
77.00	80.00	3.00	SLT	3.00	100	K285268	12-064			☐	☐	☐
80.00	82.00	2.00	SLT	1.97	99	K285205	12-064			☐	☐	☐
82.00	84.40	2.40	SLT	2.13	89	K285206	12-064			☐	☐	☐
84.40	87.40	3.00	SLT	2.71	90	K285207	12-064			☐	☐	☐
87.40	89.00	1.60	SLT	1.60	100	K285209	12-064			☐	☐	☐
89.00	92.00	3.00	SLT	3.00	100	K285210	12-064			☐	☐	☐
92.00	93.50	1.50	SLT	1.50	100	K285211	12-064			☐	☐	☐
93.50	95.00	1.50	SLT	1.50	100	K285212	12-064			☐	☐	☐
95.00	98.00	3.00	SLT	3.00	100	K285213	12-064			☐	☐	☐
95.00	98.00	3.00	SLT	3.00	100	K285214	12-064			☐	☐	☑
98.00	101.00	3.00	SLT	3.00	100	K285215	12-064			☐	☐	☐
101.00	104.00	3.00	SLT	3.00	100	K285216	12-064			☐	☐	☐
104.00	107.00	3.00	SLT	2.85	95	K285217	12-064			☐	☐	☐
107.00	109.00	2.00	SLT	2.00	100	K285218	12-064			☐	☐	☐
109.00	110.00	1.00	SLT	1.00	100	K285219	12-064			☐	☐	☐
110.00	113.00	3.00	SLT	3.00	100	K285221	12-064			☐	☐	☐
113.00	116.00	3.00	SLT	3.00	100	K285222	12-064			☐	☐	☐
116.00	119.00	3.00	SLT	3.00	100	K285223	12-064			☐	☐	☐
119.00	122.00	3.00	SLT	3.00	100	K285224	12-064			☐	☐	☐
122.00	125.00	3.00	SLT	3.00	100	K285225	12-064			☐	☐	☐

From (m)	To (m)	Interval (m)	Rock Type	Recovery (m)	Recovery %	Sample Number	BatchName	Batch Class	Standard	Blank	1/4 Dup	Coarse Dup
125.00	128.00	3.00	SLT	3.00	100	K285226	12-064			☐	☐	☐
128.00	131.00	3.00	SLT	3.00	100	K285227	12-064			☐	☐	☐
128.00	131.00	3.00	SLT	3.00	100	K285228	12-064			☐	☑	☐
131.00	134.00	3.00	SLT	2.96	99	K285229	12-064			☐	☐	☐
134.00	137.00	3.00	SLT	2.97	99	K285230	12-064			☐	☐	☐
137.00	140.00	3.00	SLT	3.00	100	K285231	12-064			☐	☐	☐
140.00	143.00	3.00	SLT	2.98	99	K285232	12-065			☐	☐	☐
143.00	146.00	3.00	SLT	2.62	87	K285233	12-065			☐	☐	☐
146.00	149.00	3.00	SLT	2.65	88	K285234	12-065			☐	☐	☐
149.00	152.00	3.00	SLT	2.80	93	K285235	12-065			☐	☐	☐
149.00	152.00	3.00	SLT	2.80	93	K285236	12-065			☐	☐	☑
152.00	155.00	3.00	SLT	2.83	94	K285237	12-065			☐	☐	☐
155.00	158.00	3.00	SLT	2.80	93	K285238	12-065			☐	☐	☐
158.00	160.00	2.00	SLT	1.69	85	K285239	12-065			☐	☐	☐
160.00	161.20	1.20	SLT	1.04	87	K285240	12-065			☐	☐	☐
161.20	164.00	2.80	SLT	2.65	95	K285242	12-065			☐	☐	☐
164.00	167.00	3.00	SLT	2.85	95	K285243	12-065			☐	☐	☐
167.00	170.00	3.00	SLT	2.93	98	K285244	12-065			☐	☐	☐
170.00	172.00	2.00	SLT	2.00	100	K285245	12-065			☐	☐	☐
172.00	173.00	1.00	SLT	1.00	100	K285246	12-065			☐	☐	☐
173.00	176.00	3.00	SLT	3.00	100	K285248	12-065			☐	☐	☐
176.00	179.00	3.00	SLT	3.00	100	K285249	12-065			☐	☐	☐
230.00	233.00	3.00	SLT	2.97	99	K285250	12-065			☐	☐	☐
233.00	236.00	3.00	SLT	3.00	100	K285251	12-065			☐	☐	☐
236.00	239.00	3.00	SLT	3.00	100	K285252	12-065			☐	☐	☐

From (m)	To (m)	Interval (m)	Recovery (m)	Recovery %	RQD	RQD %	Reactivity	Hardness	Weathering	Comments
0.00	5.00	5.00	0.4	8	0.00	0	0R	3H	4W	Overburden until start of hole at 4.49 meters.
5.00	8.00	3.00	1.53	51	0.00	0	0R	3H	4W	
8.00	11.00	3.00	1.81	60	0.00	0	0R	3H	3W	
11.00	14.00	3.00	2.57	86	0.38	13	0R	2H	3W	
14.00	17.00	3.00	2.78	93	0.83	28	0R	2H	4W	
17.00	20.00	3.00	1.04	35	0.67	22	0R	2H	3W	fault
20.00	23.00	3.00	2.73	91	0.50	17	0R	2H	4W	
23.00	26.00	3.00	2.9	97	0.54	18	0R	2H	3W	
26.00	29.00	3.00	3	100	0.36	12	0R	2H	3W	
29.00	32.00	3.00	3	100	0.40	13	0R	2H	3W	
32.00	35.00	3.00	3	100	1.09	36	1R	2H	3W	
35.00	38.00	3.00	3	100	1.27	42	0R	2H	2W	
38.00	41.00	3.00	2.96	99	1.91	64	1R	3H	2W	
41.00	44.00	3.00	3	100	2.16	72	0R	2H	2W	
44.00	47.00	3.00	3	100	1.67	56	0R	3H	2W	
47.00	50.00	3.00	2.9	97	1.29	43	0R	2H	3W	
50.00	53.00	3.00	2.55	85	1.19	40	1R	2H	4W	
53.00	56.00	3.00	3	100	1.32	44	0R	2H	3W	
56.00	59.00	3.00	3	100	2.38	79	0R	2H	2W	
59.00	62.00	3.00	3	100	2.63	88	0R	3H	2W	
62.00	65.00	3.00	3	100	1.94	65	0R	3H	2W	
65.00	68.00	3.00	3	100	1.30	43	0R	3H	2W	
68.00	71.00	3.00	3	100	1.35	45	0R	3H	2W	
71.00	74.00	3.00	3	100	1.92	64	0R	3H	2W	
74.00	77.00	3.00	3	100	2.00	67	0R	3H	2W	
77.00	80.00	3.00	3	100	1.28	43	3R	3H	2W	
80.00	83.00	3.00	2.96	99	0.00	0	1R	3H	2W	
83.00	86.00	3.00	2.45	82	0.00	0	1R	3H	2W	
86.00	89.00	3.00	3	100	0.61	20	1R	2H	2W	

From (m)	To (m)	Interval (m)	Recovery (m)	Recovery %	RQD	RQD %	Reactivity	Hardness	Weathering	Comments
89.00	92.00	3.00	3	100	0.12	4	3R	3H	2W	
92.00	95.00	3.00	3	100	0.94	31	1R	3H	2W	
95.00	98.00	3.00	3	100	0.42	14	1R	3H	2W	
98.00	101.00	3.00	3	100	0.36	12	0R	3H	2W	
101.00	104.00	3.00	3	100	0.69	23	1R	3H	2W	
104.00	107.00	3.00	2.85	95	0.10	3	3R	3H	3W	
107.00	110.00	3.00	3	100	2.33	78	1R	3H	2W	
110.00	113.00	3.00	3	100	0.68	23	1R	4H	2W	
113.00	116.00	3.00	3	100	0.95	32	1R	3H	2W	
116.00	119.00	3.00	3	100	0.79	26	1R	3H	2W	
119.00	122.00	3.00	3	100	1.65	55	0R	3H	2W	
122.00	125.00	3.00	3	100	1.77	59	0R	4H	2W	
125.00	128.00	3.00	3	100	0.25	8	1R	4H	2W	
128.00	131.00	3.00	3	100	1.64	55	0R	4H	2W	
131.00	134.00	3.00	2.96	99	1.42	47	0R	3H	2W	
134.00	137.00	3.00	2.97	99	1.02	34	0R	3H	2W	
137.00	140.00	3.00	3	100	0.71	24	0R	3H	2W	
140.00	143.00	3.00	2.98	99	0.77	26	0R	3H	2W	
143.00	146.00	3.00	2.62	87	0.40	13	1R	3H	2W	
146.00	149.00	3.00	2.65	88	0.46	15	1R	3H	2W	
149.00	152.00	3.00	2.8	93	0.38	13	1R	3H	2W	
152.00	155.00	3.00	2.83	94	0.27	9	0R	3H	2W	
155.00	158.00	3.00	2.8	93	0.00	0	0R	3H	2W	
158.00	161.00	3.00	2.54	85	0.10	3	0R	3H	2W	
161.00	164.00	3.00	2.84	95	0.00	0	1R	2H	2W	
164.00	167.00	3.00	2.85	95	0.12	4	3R	3H	2W	
167.00	170.00	3.00	2.93	98	0.88	29	0R	2H	2W	
170.00	173.00	3.00	3	100	0.24	8	1R	3H	2W	
173.00	176.00	3.00	3	100	0.46	15	0R	3H	2W	
176.00	179.00	3.00	3	100	0.47	16	0R	2H	2W	
179.00	182.00	3.00	2.97	99	1.37	46	0R	2H	2W	

From (m)	To (m)	Interval (m)	Recovery (m)	Recovery %	RQD	RQD %	Reactivity	Hardness	Weathering	Comments
182.00	185.00	3.00	2.96	99	1.32	44	0R	3H	2W	
185.00	188.00	3.00	2.97	99	0.69	23	0R	4H	2W	
188.00	191.00	3.00	2.66	89	0.15	5	1R	2H	2W	
191.00	194.00	3.00	3	100	0.83	28	0R	4H	2W	
194.00	197.00	3.00	3	100	0.49	16	0R	3H	2W	
197.00	200.00	3.00	3	100	0.13	4	0R	3H	2W	
200.00	203.00	3.00	3	100	0.58	19	0R	3H	2W	
203.00	206.00	3.00	3	100	0.46	15	0R	3H	2W	
206.00	209.00	3.00	2.98	99	1.34	45	0R	3H	1W	
209.00	212.00	3.00	3	100	0.53	18	0R	3H	2W	
212.00	215.00	3.00	3	100	0.28	9	0R	3H	2W	
215.00	218.00	3.00	3	100	0.72	24	0R	3H	2W	
218.00	221.00	3.00	2.6	87	0.17	6	0R	3H	2W	
221.00	224.00	3.00	2.41	80	0.00	0	0R	3H	2W	
224.00	227.00	3.00	2.86	95	0.00	0	1R	2H	3W	
227.00	230.00	3.00	3	100	0.40	13	0R	3H	2W	
230.00	233.00	3.00	3	100	1.10	37	0R	2H	2W	
233.00	236.00	3.00	3	100	2.68	89	0R	3H	2W	
236.00	239.00	3.00	3	100	1.74	58	0R	3H	2W	END OF HOLE

Depth (m)	Magnetic Susceptibility	Rock Type	Comments
10	0.36	SLT	Rubble until meter 10
11	0.24	SLT	
12	0.09	SLT	
13	0.58	SLT	
14	0.41	SLT	
15	0.09	SLT	
16	0.39	SLT	
17	0.23	SLT	
18	0.51	SLT	
19	1.45	SLT	
20	0.91	SLT	
21	0.13	SLT	
22	0.22	SLT	
23	0.41	SLT	
24	0.25	SLT	
25	0.35	SLT	
26	0.31	SLT	
27	0.2	SLT	
28	0.05	SLT	
29	1.4	SLT	
30	0.05	SLT	
31	0.05	SLT	
32	0.01	SLT	
33	0.04	SLT	
34	0.24	SLT	
35	0.78	SLT	
36	1.96	SLT	
37	1.76	SLT	
38	0.58	SLT	

Depth (m)	Magnetic Susceptibility	Unit	Comments
39	0.52	SLT	
40	0.35	SLT	
41	0.61	SLT	
42	0.14	SLT	
43	0.34	SLT	
44	2.86	SLT	
45	1.44	SLT	
46	0.26	SLT	
47	0.22	SLT	
48	0.37	SLT	
49	0.04	SLT	
50	0.29	SLT	
51	0.03	SLT	
52	0.18	SLT	
53	0.52	SLT	
54	1.42	SLT	
55	1.45	SLT	
56	2.88	SLT	
57	0.77	SLT	
58	6.71	SLT	
59	1.31	SLT	
60	1.44	SLT	
61	1.9	SLT	
62	0.3	SLT	
63	1.27	SLT	
64	0.35	SLT	
65	0.69	SLT	
66	0.44	SLT	
67	0.56	SLT	

Depth (m)	Magnetic Susceptibility	Rock Type	Comments
68	0.58	SLT	
69	0.39	SLT	
70	0.25	SLT	
71	0.15	SLT	
72	0.2	SLT	
73	0.18	SLT	
74	0.05	SLT	
75	0.27	SLT	
76	1.91	SLT	
77	0.33	SLT	
78	0.53	SLT	
79	1.26	SLT	
80	1.37	SLT	
81	0.76	SLT	
82	3.34	SLT	
83	0.96	SLT	
84	3.88	SLT	
85	9.04	SLT	
86	8.08	SLT	
87	12.35	SLT	
88	0.79	SLT	
89	0.16	SLT	
90	0.23	SLT	
91	0.26	SLT	
92	0.24	SLT	
93	3.06	SLT	
94	0.41	SLT	
95	0.57	SLT	
96	0.36	SLT	
97	0.59	SLT	
98	0.86	SLT	

Depth (m)	Magnetic Susceptibility	Unit	Comments
99	0.89	SLT	
100	1.36	SLT	
101	0.48	SLT	
102	0.12	SLT	
103	0.35	SLT	
104	0.02	SLT	
105	0.72	SLT	
106	0.43	SLT	
107	0.94	SLT	
108	0.75	SLT	
109	0.23	SLT	
110	1.13	SLT	
111	0.69	SLT	
112	1.25	SLT	
113	0.61	SLT	
114	0.28	SLT	
115	0.69	SLT	
116	0.44	SLT	
117	0.2	SLT	
118	0.03	SLT	
119	0.56	SLT	
120	0.05	SLT	
121	0.29	SLT	
122	0.28	SLT	
123	0.42	SLT	
124	0.76	SLT	
125	0.72	SLT	
126	1.45	SLT	
127	0.65	SLT	
128	4.33	SLT	
129	2.13	SLT	

Depth (m)	Magnetic Susceptibility	Rock Type	Comments
130	1.16	SLT	
131	1.79	SLT	
132	0.71	SLT	
133	1.31	SLT	
134	1.07	SLT	
135	0.89	SLT	
136	1	SLT	
137	1.48	SLT	
138	1.49	SLT	
139	0.88	SLT	
140	1.37	SLT	
141	0.95	SLT	
142	0.29	SLT	
143	1.39	SLT	
144	1.21	SLT	
145	0.97	SLT	
146	2.13	SLT	
147	1.95	SLT	
148	1.41	SLT	
149	0.15	SLT	
150	0	SLT	rubble
151	0.03	SLT	
152	0.35	SLT	
153	1.46	SLT	
154	0	SLT	rubble
155	5.49	SLT	
156	2.8	SLT	
157	1.46	SLT	
158	0	SLT	rubble
159	0.17	SLT	
160	2.85	SLT	
161	3.08	SLT	
162	1.68	SLT	
163	1.4	SLT	
164	2.02	SLT	
165	2.19	SLT	
166	2.76	SLT	
167	1.04	SLT	
168	1.4	SLT	
169	0.21	SLT	
170	0.31	SLT	
171	1.57	SLT	
172	1.65	SLT	
173	2.32	SLT	
174	0.38	SLT	
175	1.64	SLT	
176	1.58	SLT	
177	2.27	SLT	
178	12.44	SLT	
179	0.49	SLT	
180	0.04	SLT	
181	0.48	SLT	
182	0.14	SLT	
183	1.08	SLT	
184	0.61	SLT	
185	2.46	SLT	
186	1.08	SLT	
187	2.18	SLT	
188	0.51	SLT	
189	0.61	SLT	
190	2.32	SLT	
191	1.37	SLT	

Depth (m)	Magnetic Susceptibility	Rock Type	Comments
192	0.78	SLT	
193	0.58	SLT	
194	5.41	SLT	
195	0.86	SLT	
196	0.54	SLT	
197	0.17	SLT	
198	0.01	SLT	
199	0.68	SLT	
200	1.1	SLT	
201	1.38	SLT	
202	4.21	SLT	
203	1.24	SLT	
204	1.76	SLT	
205	1.02	SLT	
206	0.47	SLT	
207	0.62	SLT	
208	3.92	SLT	
209	1.9	SLT	
210	1.49	SLT	
211	1.63	SLT	
212	1.7	SLT	
213	1.49	SLT	
214	1.4	SLT	
215	1.09	SLT	
216	1.71	SLT	
217	2.99	SLT	
218	6.97	SLT	
219	1.8	SLT	
220	1.74	SLT	
221	3.55	SLT	
222	3.93	SLT	
223	3.68	SLT	
224	1.18	SLT	
225	0.2	SLT	
226	0.95	SLT	
227	2.47	SLT	
228	2.43	SLT	
229	2.99	SLT	
230	1.5	SLT	
231	1.35	SLT	
232	1.38	SLT	
233	2.35	SLT	
234	13.51	SLT	
235	1.36	SLT	
236	0.74	SLT	
237	2.95	SLT	
238	2.14	SLT	
239	1.64	SLT	END OF HOLE

Hole Name

Hole Name	From (m)	Length (m)	Core Size	Rock Type	Weight in Air (g)	Weight in Water (g)	Density (g/cm3)	Specific Gravity	Comments
KEG-12-059									
	38.24	10.1	NQ2	SLT	520	276.5	2.6	2.1	Deformed and foliated, siliceous siltstone with weak blebby pyrrhotite mineralization.
	60.47	11.1	NQ2	SLT	556.1	234.5	2.5	1.7	Coarse grained siltstone with fine grained fracture controlled and disseminated pyrite and pyrrhotite.
	98.62	10.5	NQ2	SLT	553.9	345.8	2.6	2.7	Sheared, carbon rich siltstone.
	128.11	11.9	NQ2	SLT	634.6	397.2	2.6	2.7	Sheared, carbon rich siltstone.
	146.29	10.3	NQ2	SLT	519.6	324.3	2.5	2.7	Carbon rich silstone and argillite with hairline to 1mm calcite fractures.
	207.23	14.4	NQ2	SLT	795.8	501.4	2.7	2.7	Siltstone with weak disseminated pyrite and fracture controlled pyrrhotite.
	215.3	10.8	NQ2	SLT	550.6	344	2.5	2.7	Brecciated argillite with weak to moderate, fracture controlled pyrite .
	239	15.4	NQ2	SLT	805.4	496.3	2.6	2.6	Banded argillite with trace, fracture controlled pyrite and several hairline to 1mm calcite fractures.

Keg - Silver Range

Archer, Cathro & Associates (1981) Limited

Grid East	Grid North	Easting	Northing	Elevation	Depth (m)
		587351	6940296	931.8	236

ZONE: Keg

SECTION: 11+540

HOLE: KEG-12-060

CLAIM: YD33682

Contractor: Top Rank

Drill: 1

Core Size: NQ2

Casing Depth: #Error

Drilling Dates: Aug 02 - Aug 06, 2012

Geology Logged By: J. Builder

SURVEY			
Depth (m)	Azimuth	Dip	Method
0	340	-50	Compass
236	344	-43.9	Ranger

TARGET:

SUMMARY			
From (m)	To (m)	Interval (m)	Rock Type
0	8	8	CAS
8	11	3	OVB
11	179.9	168.9	ICL
179.9	236	56.1	SLT

SAMPLES	
Numbers:	K285254 to K285267, K285269 to K285344
Total:	91
Batch:	065, 069, 070, 071
Certificates:	WH12190092, WH12190094, WH12190095, WH12190096

COMMENTS

Box Log

KEG-12-060

Silver Range
Keg Zone

Archer,Cathro & Associates (1981) Limited

Box Number	From (m)	To (m)
1	8	15.37
2	15.37	21.2
3	21.2	27.39
4	27.39	31.94
5	31.94	37.34
6	37.34	42.25
7	42.25	47.24
8	47.24	52.73
9	52.73	57.42
10	57.42	62.3
11	62.3	67.65
12	67.65	72.49
13	72.49	77.51
14	77.51	83
15	83	88.53
16	88.53	94.08
17	94.08	99.65
18	99.65	105.04
19	105.04	110
20	110	115
21	115	120.15
22	120.15	122
23	122	127.26
24	127.26	132.27
25	132.27	137.5
26	137.5	142.57
27	142.57	153.14
28	153.14	158.65
29	158.65	164
30	164	169.15
31	169.15	174.66
32	174.66	180.12
33	180.12	185.69
34	185.69	190.82
35	190.82	195.37
36	195.37	200.56
37	200.56	206.09
38	206.09	211.44
39	211.44	216.92
40	216.92	222.48
41	222.48	227.89
42	227.89	233.35
43	233.35	236

Box Number	From (m)	To (m)

From (m)	To (m)	Interval (m)	Rock Type	Grain Size	Description	Shade	Colour	Texture	Alteration	Intensity	Mineral	Conc.
0.00	8.00	8.00	-?-	--	Casing, no recovery.							
						--	--	---	---	--	--	0
8.00	11.00	3.00	OVB	--	Organic rich overburden.							
						--	--	---	---	--	--	0
11.00	31.14	20.14	ICL	FG	Heavily weathered, orange, buff and grey, rubbly, brecciated and weakly foliated, intercalated siltstone and silty limestone with an abundance of calcite infill hosting no visible mineralization.							
						--	GN	RB	SER	2I	--	0
						--	BF	FO	CLY	2I		
						--	GY	BX	FEC	2I		
									OXI	3I		
31.14	37.77	6.63	ICL	FG	Weakly altered, brecciated, foliated and very slightly mottled, intercalated siltstone and silty limestone. Sericite, chlorite and iron carbonate alterations are localized throughout interval oxidation is prevalent on joints and fractures. Calcite fractures inconsistently host trace to weak pyrite and/or pyrrhotite.							
						--	GN	FO	FEC	2I	Py	1
						--	BF	BX	SER	2I	Po	1
						--	GY		OXI	2I		
									CHL	2I		
37.77	38.43	0.66	FLR	FG	Potential fault zone/fault center? Heavily clay altered and brecciated region; angular clasts of wallrock are hosted in a calcareous, gougy matrix. Region lacks any visible sulfides.							
						DK	GN	BX	CHL	2I	--	0
						DK	OR		CHL	2I		
						--	GY	RB	OXI	2I		
									CLY	4I		
38.43	46.44	8.01	ICL	FG	Highly fractured, rubbly and weakly foliated or sheared, intercalated siltstone and silty limestone with an abundance of calcite infill. Region is likely deformed and altered from preceeding fault zone. Weak sericitization is locally evident and oxidation is evident on joints and fractures. Region hosts no visible mineralization.							
						DK	OR	FO	OXI	2I		

From (m)	To (m)	Interval (m)	Rock Type	Grain Size	Description	Shade	Colour	Texture	Alteration	Intensity	Mineral	Conc.
						--	GY	RB	SER	1I	--	0
								FR				
46.44	89.27	42.83	ICL	FG	Light to dark grey, foliated and fractured, intercalated siltstone and silty limestone with very pervasive calcite infill occasionally hosting trace weak pyrrhotite, pyrite, sphalerite and rarely arsenopyrite. Foliations are often undulating and fractures are almost exclusively discontinuous. Localized regions are moderately siliceous.							
						--	GY	FO	---	--	As	0.01
								FR			Po	0.5
											Py	0.5
											Sp	0.1
89.27	93.85	4.58	ICL	FG	Weakly deformed (sheared?), green and grey, intercalated siltstone and silty limestone with several calcareous, hairline fractures hosting weak to fair pyrrhotite and pyrite. Sphalerite occurs as small blebs around calcite fractures; overall mineralization is trace. Chloritization is mainly focused in fractures but is weakly diffuse with sericitization throughout. Region is also locally siliceous with few veins of quartz carbonate infill.							
						--	GN	---	CHL	2I	Py	1
						--	GY		SER	2I	Po	1
											Sp	0.5
93.85	100.21	6.36	ICL	FG	Grey to black, foliated and fractured, intercalated siltstone and silty limestone with pervasive calcite infill hosting moderate pyrrhotite and pyrite; overall mineralization is weak. Region also hosts weak, disseminated, euhedral pyrite. Few fractures host trace amounts of galena and sphalerite. Weak chlorite alteration is evident on fractures surfaces. Fractures and foliations show no consistent orientation or pattern.							
						--	BK	FR			Gn	0.05
						--	GY	FO	CHL	1I	Po	3
											Py	3
											Sp	0.1
											Py	1
100.21	103.85	3.64	ICL	FG	same as 46.44m to 89.27m with decreased sulphide intensity.							
						--	GY	FO	---	--	Py	0.5
								FR			Po	0.5

From (m)	To (m)	Interval (m)	Rock Type	Grain Size	Description	Shade	Colour	Texture	Alteration	Intensity	Mineral	Conc.
											Py	0.5
103.85	157.00	53.15	ICL	FG	Green and grey, foliated, intercalated siltstone and silty limestone with localized brecciated regions. Trace to weak pyrrhotite and pyrite are fracture controlled with rare, blebby sphalerite; overall mineralization is trace. Foliations and fractures are often planar. A diffuse chlorite and sericite alteration is present, exemplified by the greenish hue and softer rock.							
						--	GY	FO	CHL	1I	Sp	0.5
						--	GN	BX	SER	2I	Py	1
									CLY	1I	Po	1
157.00	164.85	7.85	FLR	FG	Potential fault zone? Rock is weak to moderately clay altered rubble with localized brecciated or sheared zones and an abundance of calcite.							
						--	GN	RB	CLY	3I	Sp	1
						--	GY	BX	SER	2I	Py	0.5
								SH	CHL	2I	Py	1
164.85	179.90	15.05	ICL	FG	Green and grey, foliated, fractured and weakly sheared, intercalated siltstone and silty limestone. Sulphides are fracture controlled and trace to weak overall. Region exhibits weak localized chloritization and sericitization.							
						--	GN	FR	SER	2I	Sp	0.5
						--	GY	FO	CHL	2I	Po	1
								SH			Py	1
											Gn	0.01
179.90	191.00	11.10	SLT	FG	Sheared and brecciated siltstone with a fair amount of calcite infill randomly hosting trace to weak pyrite. Region is weakly chlorite and sericite altered throughout.							
						--	GY	SH	SER	2I	Py	0.5
								BX	CLY	2I		
									CHL	2I		
191.00	193.07	2.07	-?-	FG	Fine, brecciated rock with an abundance of quartz in the matrix and as fracture fill. Fine grained, euhedral arsenopyrite is found disseminated interstitially. Brecciation consists of 0.1cm to 0.6cm clasts of angular wallrock in sericite and quartz matrix. Potential brittle zone of fault?							
						--	GY	BX	SER	2I	As	0.05

From (m)	To (m)	Interval (m)	Rock Type	Grain Size	Description	Shade	Colour	Texture	Alteration	Intensity	Mineral	Conc.
193.07	230.34	37.27	SLT	FG	Sheared, light to dark grey siltstone with weak amounts of calcite infill. Mineralization is trace to weak overall and mainly fracture controlled pyrrhotite, pyrite and arsenopyrite with seldom disseminated arsenopyrite. Minor sericite alteration occurs locally while chloritization is generally focused in fractures. Small, up to 10cm, regions exhibit a very fine brecciated texture; similar to a wacke? **gradational contact between light and dark grey, almost black siltstone from 193.07m to 310.23m.**							
						--	GY	SH	CHL	1I	As	0.01
								FO	SER	1I	Po	0.5
											Py	0.1
											As	0.05
230.34	236.00	5.66	SLT	FG	same as 193.07m to 230.34m with a drastic increase in number of hairline fractures and a slight increase in sericitization.							
						--	GY	SH	CHL	1I	As	0.05
								FR	SER	2I	Po	0.5
								FO			Py	0.1
											As	0.01

From (m)	To (m)	Interval (m)	Rock Type	Recovery (m)	Recovery %	Sample Number	BatchName	Batch Class	Standard	Blank	1/4 Dup	Coarse Dup
0.00	0.00	0.00	-QC-	0.00	0	K285273	12-069		K-4	☐	☐	☐
0.00	0.00	0.00	-QC-	0.00	0	K285279	12-069			☑	☐	☐
0.00	0.00	0.00	-QC-	0.00	0	K285286	12-069		K-3	☐	☐	☐
0.00	0.00	0.00	-QC-	0.00	0	K285290	12-069			☑	☐	☐
0.00	0.00	0.00	-QC-	0.00	0	K285308	12-070			☑	☐	☐
0.00	0.00	0.00	-QC-	0.00	0	K285321	12-070		K-3	☐	☐	☐
0.00	0.00	0.00	-QC-	0.00	0	K285331	12-070		K-4	☐	☐	☐
0.00	0.00	0.00	-QC-	0.00	0	K285338	12-070			☑	☐	☐
0.00	0.00	0.00	-QC-	0.00	0	K285259	12-065			☑	☐	☐
17.00	20.00	3.00	ICL	2.64	88	K285254	12-065			☐	☐	☐
20.00	23.00	3.00	ICL	2.12	71	K285255	12-065			☐	☐	☐
23.00	26.00	3.00	ICL	1.58	53	K285256	12-065			☐	☐	☐
26.00	29.00	3.00	ICL	2.88	96	K285257	12-065			☐	☐	☐
29.00	32.00	3.00	ICL	3.00	100	K285258	12-065			☐	☐	☐
32.00	35.00	3.00	ICL	3.00	100	K285260	12-065			☐	☐	☐
35.00	37.77	2.77	ICL	2.77	100	K285261	12-065			☐	☐	☐
37.77	39.45	1.68	ICL	1.61	96	K285262	12-065			☐	☐	☐
39.45	41.00	1.55	ICL	1.47	95	K285263	12-065			☐	☐	☐
41.00	44.00	3.00	ICL	3.00	100	K285264	12-065			☐	☐	☐
44.00	47.00	3.00	ICL	3.00	100	K285265	12-065			☐	☐	☐
47.00	50.00	3.00	ICL	3.00	100	K285266	12-065			☐	☐	☐
47.00	50.00	3.00	ICL	3.00	100	K285267	12-065			☐	☑	☐
50.00	53.00	3.00	ICL	2.95	98	K285269	12-069			☐	☐	☐
53.00	56.00	3.00	ICL	2.98	99	K285270	12-069			☐	☐	☐
56.00	59.00	3.00	ICL	3.00	100	K285271	12-069			☐	☐	☐
59.00	62.00	3.00	ICL	3.00	100	K285272	12-069			☐	☐	☐
62.00	65.00	3.00	ICL	3.00	100	K285274	12-069			☐	☐	☐

From (m)	To (m)	Interval (m)	Rock Type	Recovery (m)	Recovery %	Sample Number	BatchName	Batch Class	Standard	Blank	1/4 Dup	Coarse Dup
65.00	68.00	3.00	ICL	3.00	100	K285275	12-069			☐	☐	☐
68.00	71.00	3.00	ICL	3.00	100	K285276	12-069			☐	☐	☐
71.00	74.00	3.00	ICL	2.80	93	K285277	12-069			☐	☐	☐
74.00	77.00	3.00	ICL	3.00	100	K285278	12-069			☐	☐	☐
77.00	80.00	3.00	ICL	2.92	97	K285280	12-069			☐	☐	☐
80.00	83.00	3.00	ICL	2.83	94	K285281	12-069			☐	☐	☐
83.00	86.00	3.00	ICL	2.82	94	K285282	12-069			☐	☐	☐
86.00	89.00	3.00	ICL	2.78	93	K285283	12-069			☐	☐	☐
89.00	92.00	3.00	ICL	2.76	92	K285284	12-069			☐	☐	☐
92.00	93.75	1.75	ICL	1.72	98	K285285	12-069			☐	☐	☐
93.75	96.00	2.25	ICL	2.16	96	K285287	12-069			☐	☐	☐
96.00	98.00	2.00	ICL	1.86	93	K285288	12-069			☐	☐	☐
98.00	101.00	3.00	ICL	2.97	99	K285289	12-069			☐	☐	☐
101.00	104.00	3.00	ICL	2.80	93	K285291	12-069			☐	☐	☐
104.00	107.00	3.00	ICL	3.00	100	K285292	12-069			☐	☐	☐
107.00	110.00	3.00	ICL	2.63	88	K285293	12-069			☐	☐	☐
110.00	113.00	3.00	ICL	2.55	85	K285294	12-069			☐	☐	☐
113.00	116.00	3.00	ICL	2.95	98	K285295	12-069			☐	☐	☐
116.00	119.00	3.00	ICL	2.86	95	K285296	12-069			☐	☐	☐
116.00	119.00	3.00	ICL	2.86	95	K285297	12-069			☐	☑	☐
119.00	122.00	3.00	ICL	3.00	100	K285298	12-069			☐	☐	☐
122.00	125.00	3.00	ICL	2.94	98	K285299	12-069			☐	☐	☐
125.00	128.00	3.00	ICL	2.98	99	K285300	12-069			☐	☐	☐
125.00	128.00	3.00	ICL	2.98	99	K285301	12-069			☐	☐	☑
128.00	131.00	3.00	ICL	2.89	96	K285302	12-069			☐	☐	☐
131.00	134.00	3.00	ICL	3.00	100	K285303	12-069			☐	☐	☐
134.00	137.00	3.00	ICL	2.89	96	K285304	12-069			☐	☐	☐
137.00	140.00	3.00	ICL	2.92	97	K285305	12-070			☐	☐	☐
140.00	142.83	2.83	ICL	2.74	97	K285306	12-070			☐	☐	☐

From (m)	To (m)	Interval (m)	Rock Type	Recovery (m)	Recovery %	Sample Number	BatchName	Batch Class	Standard	Blank	1/4 Dup	Coarse Dup
142.83	143.85	1.02	ICL	0.98	96	K285307	12-070			☐	☐	☐
143.85	146.00	2.15	ICL	2.06	96	K285309	12-070			☐	☐	☐
146.00	149.00	3.00	ICL	2.80	93	K285310	12-070			☐	☐	☐
149.00	152.00	3.00	ICL	2.90	97	K285311	12-070			☐	☐	☐
152.00	155.00	3.00	ICL	3.00	100	K285312	12-070			☐	☐	☐
152.00	155.00	3.00	ICL	3.00	100	K285313	12-070			☐	☑	☐
155.00	158.00	3.00	ICL	2.66	89	K285314	12-070			☐	☐	☐
158.00	161.00	3.00	ICL	2.90	97	K285315	12-070			☐	☐	☐
161.00	164.00	3.00	ICL	2.42	81	K285316	12-070			☐	☐	☐
164.00	167.00	3.00	ICL	2.44	81	K285317	12-070			☐	☐	☐
167.00	170.00	3.00	ICL	3.00	100	K285318	12-070			☐	☐	☐
170.00	173.00	3.00	ICL	3.00	100	K285319	12-070			☐	☐	☐
173.00	176.00	3.00	ICL	2.79	93	K285320	12-070			☐	☐	☐
176.00	179.00	3.00	ICL	3.00	100	K285322	12-070			☐	☐	☐
179.00	182.00	3.00	ICL	2.87	96	K285323	12-070			☐	☐	☐
182.00	185.00	3.00	SLT	2.50	83	K285324	12-070			☐	☐	☐
182.00	185.00	3.00	SLT	2.50	83	K285325	12-070			☐	☐	☑
185.00	188.00	3.00	SLT	3.00	100	K285326	12-070			☐	☐	☐
188.00	191.00	3.00	SLT	2.96	99	K285327	12-070			☐	☐	☐
191.00	194.00	3.00	SLT	3.00	100	K285328	12-070			☐	☐	☐
194.00	197.00	3.00	SLT	3.00	100	K285329	12-070			☐	☐	☐
197.00	200.00	3.00	SLT	3.00	100	K285330	12-070			☐	☐	☐
200.00	203.00	3.00	SLT	3.00	100	K285332	12-070			☐	☐	☐
203.00	206.00	3.00	SLT	3.00	100	K285333	12-070			☐	☐	☐
206.00	209.00	3.00	SLT	3.00	100	K285334	12-070			☐	☐	☐
209.00	212.00	3.00	SLT	3.00	100	K285335	12-070			☐	☐	☐
212.00	215.00	3.00	SLT	3.00	100	K285336	12-070			☐	☐	☐
215.00	218.00	3.00	SLT	2.97	99	K285337	12-070			☐	☐	☐
218.00	221.00	3.00	SLT	3.00	100	K285339	12-070			☐	☐	☐

From (m)	To (m)	Interval (m)	Rock Type	Recovery (m)	Recovery %	Sample Number	BatchName	Batch Class	Standard	Blank	1/4 Dup	Coarse Dup
221.00	224.00	3.00	SLT	2.98	99	K285340	12-070			☐	☐	☐
224.00	227.00	3.00	SLT	3.00	100	K285341	12-071			☐	☐	☐
227.00	230.00	3.00	SLT	2.93	98	K285342	12-071			☐	☐	☐
230.00	233.00	3.00	SLT	3.00	100	K285343	12-071			☐	☐	☐
233.00	236.00	3.00	SLT	2.97	99	K285344	12-071			☐	☐	☐

From (m)	To (m)	Interval (m)	Recovery (m)	Recovery %	RQD	RQD %	Reactivity	Hardness	Weathering	Comments
0.00	8.00	8.00	0	0	0.00	0	0R	--	--	Casing, no recovery.
8.00	11.00	3.00	0	0	0.00	0	0R	--	--	Overburden.
11.00	14.00	3.00	1.69	56	0.00	0	3R	3H	4W	
14.00	17.00	3.00	1.93	64	0.00	0	3R	3H	4W	
17.00	20.00	3.00	2.64	88	0.44	15	3R	3H	3W	
20.00	23.00	3.00	2.12	71	0.30	10	3R	2H	4W	
23.00	26.00	3.00	1.58	53	0.00	0	3R	2H	4W	
26.00	29.00	3.00	2.88	96	0.00	0	3R	3H	4W	
29.00	32.00	3.00	3	100	0.28	9	3R	3H	4W	
32.00	35.00	3.00	3	100	0.45	15	3R	2H	3W	
35.00	38.00	3.00	3	100	1.09	36	3R	3H	3W	
38.00	41.00	3.00	2.85	95	0.41	14	3R	3H	3W	
41.00	44.00	3.00	3	100	1.06	35	3R	3H	3W	
44.00	47.00	3.00	3	100	0.82	27	1R	3H	3W	
47.00	50.00	3.00	3	100	1.69	56	3R	3H	2W	
50.00	53.00	3.00	2.95	98	1.09	36	3R	3H	2W	
53.00	56.00	3.00	2.98	99	1.39	46	3R	3H	2W	
56.00	59.00	3.00	3	100	0.13	4	3R	3H	2W	
59.00	62.00	3.00	3	100	0.89	30	3R	4H	2W	
62.00	65.00	3.00	3	100	1.88	63	3R	3H	2W	
65.00	68.00	3.00	3	100	0.86	29	3R	3H	2W	
68.00	71.00	3.00	3	100	0.22	7	3R	3H	2W	
71.00	74.00	3.00	2.8	93	0.10	3	3R	3H	2W	
74.00	77.00	3.00	3	100	0.29	10	1R	3H	2W	
77.00	80.00	3.00	2.92	97	1.25	42	0R	3H	2W	
80.00	83.00	3.00	2.83	94	1.19	40	3R	2H	2W	
83.00	86.00	3.00	2.82	94	1.45	48	1R	3H	2W	
86.00	89.00	3.00	2.78	93	0.74	25	3R	3H	2W	
89.00	92.00	3.00	2.76	92	1.01	34	1R	2H	2W	

From (m)	To (m)	Interval (m)	Recovery (m)	Recovery %	RQD	RQD %	Reactivity	Hardness	Weathering	Comments
92.00	95.00	3.00	2.95	98	1.60	53	1R	3H	2W	
95.00	98.00	3.00	2.79	93	0.73	24	1R	3H	2W	
98.00	101.00	3.00	2.97	99	0.51	17	3R	3H	2W	
101.00	104.00	3.00	2.8	93	0.78	26	3R	3H	2W	
104.00	107.00	3.00	3	100	0.46	15	0R	3H	2W	
107.00	110.00	3.00	2.63	88	0.12	4	3R	3H	2W	
110.00	113.00	3.00	2.55	85	0.43	14	3R	3H	2W	
113.00	116.00	3.00	2.95	98	0.59	20	3R	3H	2W	
116.00	119.00	3.00	2.86	95	0.99	33	3R	3H	2W	
119.00	122.00	3.00	3	100	1.12	37	3R	3H	2W	
122.00	125.00	3.00	2.94	98	0.59	20	3R	3H	2W	
125.00	128.00	3.00	2.98	99	0.88	29	3R	3H	2W	
128.00	131.00	3.00	2.89	96	0.49	16	1R	3H	2W	
131.00	134.00	3.00	3	100	0.33	11	1R	3H	2W	
134.00	137.00	3.00	2.89	96	0.52	17	1R	4H	2W	
137.00	140.00	3.00	2.92	97	0.50	17	3R	3H	2W	
140.00	143.00	3.00	2.9	97	0.93	31	3R	4H	2W	
143.00	146.00	3.00	2.88	96	0.41	14	1R	4H	2W	
146.00	149.00	3.00	2.8	93	0.39	13	3R	3H	2W	
149.00	152.00	3.00	2.9	97	1.14	38	3R	4H	2W	
152.00	155.00	3.00	3	100	1.45	48	3R	4H	2W	
155.00	158.00	3.00	2.66	89	1.47	49	3R	4H	2W	
158.00	161.00	3.00	2.9	97	0.61	20	3R	2H	2W	
161.00	164.00	3.00	2.42	81	0.00	0	1R	3H	2W	
164.00	167.00	3.00	2.44	81	0.38	13	3R	4H	2W	
167.00	170.00	3.00	3	100	1.67	56	1R	3H	2W	
170.00	173.00	3.00	3	100	1.70	57	3R	3H	2W	
173.00	176.00	3.00	2.79	93	0.77	26	3R	3H	2W	
176.00	179.00	3.00	3	100	1.35	45	3R	3H	2W	
179.00	182.00	3.00	2.87	96	1.13	38	1R	3H	2W	
182.00	185.00	3.00	2.5	83	0.73	24	0R	2H	2W	

From (m)	To (m)	Interval (m)	Recovery (m)	Recovery %	RQD	RQD %	Reactivity	Hardness	Weathering	Comments
185.00	188.00	3.00	3	100	0.95	32	1R	3H	2W	
188.00	191.00	3.00	2.96	99	0.35	12	3R	3H	2W	
191.00	194.00	3.00	3	100	1.06	35	1R	3H	2W	
194.00	197.00	3.00	3	100	1.06	35	0R	3H	2W	
197.00	200.00	3.00	3	100	1.64	55	0R	2H	2W	6cm of possible stick-up.
200.00	203.00	3.00	3	100	2.35	78	0R	3H	2W	
203.00	206.00	3.00	3	100	1.78	59	0R	3H	2W	
206.00	209.00	3.00	3	100	1.46	49	0R	3H	2W	
209.00	212.00	3.00	3	100	1.07	36	1R	3H	2W	
212.00	215.00	3.00	3	100	1.91	64	0R	4H	2W	
215.00	218.00	3.00	2.97	99	2.04	68	0R	3H	2W	
218.00	221.00	3.00	3	100	1.93	64	0R	3H	2W	9cm of stick-up.
221.00	224.00	3.00	2.98	99	1.87	62	0R	3H	2W	
224.00	227.00	3.00	3	100	1.38	46	0R	3H	2W	
227.00	230.00	3.00	2.93	98	1.68	56	0R	3H	2W	
230.00	233.00	3.00	3	100	1.70	57	0R	3H	2W	7cm of possible stick-up.
233.00	236.00	3.00	2.97	99	1.61	54	0R	3H	2W	End of Hole.

KEG-12-060

Depth (m)	Magnetic Susceptibility	Rock Type	Comments
1	0	CAS	Casing from 1 to 11 meters.
12	0.79	ICL	
13	0.03	ICL	
14	0.11	ICL	
15	0.21	ICL	
16	0.34	ICL	
17	0	ICL	Rubble
18	0.39	ICL	
19	0.27	ICL	
20	0.31	ICL	
21	0.18	ICL	
22	0.03	ICL	
23	0.18	ICL	
24	0.23	ICL	
25	0.02	ICL	
26	4	ICL	
27	0.22	ICL	
28	2.93	ICL	
29	0.77	ICL	
30	0.48	ICL	
31	1.01	ICL	
32	1.11	ICL	
33	0.87	ICL	
34	0.12	ICL	
35	0.05	ICL	
36	1.26	ICL	
37	2.09	ICL	
38	0.12	ICL	

Depth (m)	Magnetic Susceptibility	Unit	Comments
39	0.43	ICL	
40	0.31	ICL	
41	0.37	ICL	
42	0.41	ICL	
43	0.41	ICL	
44	2.3	ICL	
45	0.61	ICL	
46	1.7	ICL	
47	0.86	ICL	
48	0.61	ICL	
49	1.07	ICL	
50	0.12	ICL	
51	0.98	ICL	
52	0.9	ICL	
53	0.39	ICL	
54	3.06	ICL	
55	0.9	ICL	
56	1.3	ICL	
57	0.9	ICL	
58	0.67	ICL	
59	1.11	ICL	
60	5.77	ICL	
61	0.51	ICL	
62	1.19	ICL	
63	2.47	ICL	
64	2.3	ICL	
65	2.17	ICL	
66	1.37	ICL	
67	0.29	ICL	

Depth (m)	Magnetic Susceptibility	Rock Type	Comments
68	0.83	ICL	
69	0.28	ICL	
70	0.48	ICL	
71	0.84	ICL	
72	0.27	ICL	
73	1.02	ICL	
74	0.11	ICL	
75	0.2	ICL	
76	1.33	ICL	
77	2.04	ICL	
78	0.56	ICL	
79	1.13	ICL	
80	0.32	ICL	
81	0.4	ICL	
82	1.83	ICL	
83	3.45	ICL	
84	2.18	ICL	
85	3.15	ICL	
86	0.34	ICL	
87	1.08	ICL	
88	1.07	ICL	
89	0.43	ICL	
90	4.66	ICL	
91	0.47	ICL	
92	2.08	ICL	
93	2.61	ICL	
94	6.49	ICL	
95	5.08	ICL	
96	6.01	ICL	
97	2.96	ICL	
98	2.92	ICL	

Depth (m)	Magnetic Susceptibility	Unit	Comments
99	2.4	ICL	
100	4.05	ICL	
101	0.99	ICL	
102	1.79	ICL	
103	1.41	ICL	
104	2.91	ICL	
105	3.97	ICL	
106	0.13	ICL	
107	0.54	ICL	
108	2.69	ICL	
109	3.51	ICL	
110	0.38	ICL	
111	0.2	ICL	
112	1.36	ICL	
113	0.46	ICL	
114	2.07	ICL	
115	0.42	ICL	
116	0.84	ICL	
117	0.28	ICL	
118	3.46	ICL	
119	1.22	ICL	
120	0.24	ICL	
121	0.85	ICL	
122	0.96	ICL	
123	0.18	ICL	
124	0.16	ICL	
125	0	ICL	
126	0.13	ICL	
127	0.41	ICL	
128	0.31	ICL	
129	0.04	ICL	

Depth (m)	Magnetic Susceptibility	Rock Type	Comments
130	0.35	ICL	
131	0.13	ICL	
132	0	ICL	
133	0.6	ICL	
134	0.6	ICL	
135	0.56	ICL	
136	0.2	ICL	
137	0.11	ICL	
138	1.55	ICL	
139	0.65	ICL	
140	0.03	ICL	
141	0.42	ICL	
142	0.73	ICL	
143	0.55	ICL	
144	0.48	ICL	
145	0.94	ICL	
146	0	ICL	rubble
147	1.91	ICL	
148	0.08	ICL	
149	1.71	ICL	
150	1.06	ICL	
151	0.07	ICL	
152	0.13	ICL	
153	0.26	ICL	
154	0.26	ICL	
155	0.18	ICL	
156	1.78	ICL	
157	1.35	ICL	
158	0.23	ICL	
159	0.05	ICL	
160	0.05	ICL	

Depth (m)	Magnetic Susceptibility	Unit	Comments
161	0.05	ICL	
162	0.25	ICL	
163	0	ICL	rubble
164	0	ICL	rubble
165	1.52	ICL	
166	1.01	ICL	
167	1.55	ICL	
168	0.45	ICL	
169	0.62	ICL	
170	0.45	ICL	
171	1.09	ICL	
172	0.19	ICL	
173	0.33	ICL	
174	1.21	ICL	
175	0.73	ICL	
176	2.43	ICL	
177	0.31	ICL	
178	3.33	ICL	
179	1.92	ICL	
180	2.17	SLT	
181	0.5	SLT	
182	2.71	SLT	
183	2	SLT	
184	0.05	SLT	
185	2.87	SLT	
186	0.13	SLT	
187	1.08	SLT	
188	2.19	SLT	
189	0.39	SLT	
190	0.24	SLT	
191	1.58	SLT	

Depth (m)	Magnetic Susceptibility	Rock Type	Comments
192	0.23	SLT	
193	1.3	SLT	
194	4.06	SLT	
195	2.11	SLT	
196	0.15	SLT	
197	0.4	SLT	
198	2.2	SLT	
199	1.2	SLT	
200	1.47	SLT	
201	4.94	SLT	
202	2.16	SLT	
203	1.43	SLT	
204	0.7	SLT	
205	4.4	SLT	
206	0.76	SLT	
207	1.13	SLT	
208	1.74	SLT	
209	4.43	SLT	
210	5.21	SLT	
211	2.34	SLT	
212	1.66	SLT	
213	0.7	SLT	
214	2.39	SLT	
215	1.25	SLT	
216	0.12	SLT	
217	0.03	SLT	
218	1.92	SLT	
219	0.25	SLT	
220	0.45	SLT	
221	0.55	SLT	
222	2.62	SLT	
223	1.06	SLT	
224	3.24	SLT	
225	0.93	SLT	
226	1.59	SLT	
227	0.02	SLT	
228	2.45	SLT	
229	5.1	SLT	
230	1.46	SLT	
231	1.14	SLT	
232	0.22	SLT	
233	4.85	SLT	
234	0.09	SLT	
235	0.4	SLT	
236	0.1	SLT	EOH

Hole Name

Hole Name	From (m)	Length (m)	Core Size	Rock Type	Weight in Air (g)	Weight in Water (g)	Density (g/cm3)	Specific Gravity	Comments
KEG-12-060									
	35.06	12.5	NQ2	ICL	590.7	339.9	2.3	2.4	Heavily altered and brecciated siltstone with weak calcareous content within matrix.
	64.3	13.7	NQ2	ICL	714.1	442	2.6	2.6	Silty limestone with calcite and quartz carbonate fractures.
	96	12.2	NQ2	ICL	670.4	427.9	2.7	2.8	Dark grey siltstone with strong pyrrhotite mineralization within pervasive calcite fractures.
	120.69	11	NQ2	ICL	586.9	370.1	2.6	2.7	Dark grey siltstone with several, moderately siliceous fractures hosting weak pyrrhotite.
	203.05	12.4	NQ2	SLT	688.9	439.9	2.8	2.8	Medium grey siltstone with a sheared texture. Weak amounts of disseminated, medium grained mineralization occurs with shear fabric.
	216.77	12.5	NQ2	SLT	691.6	439.8	2.7	2.8	Dark grey siltstone with sheared texture and medium grained, disseminated mineralization occuring with shear fabric.

Keg - Silver Range

Archer, Cathro & Associates (1981) Limited

Grid East	Grid North	Easting	Northing	Elevation	Depth (m)
		586016	6940159	1233.61	15.5

ZONE: Keg

SECTION: 10+240

HOLE: KEG-12-061

CLAIM: YD11779

Contractor: Top Rank

Drill: 2

Core Size: NQ2

Casing Depth: #Error

Drilling Dates: Aug 05 - Aug 06, 2012

Geology Logged By: J. Builder

SURVEY			
Depth (m)	Azimuth	Dip	Method
0	340	-50	Compass
10	340	-50	Compass

TARGET:

SUMMARY			
From (m)	To (m)	Interval (m)	Rock Type
0	8	8	CAS
8	11	3	OVB
11	15.5	4.5	SLT

SAMPLES	
Numbers:	
Total:	1
Batch:	
Certificates:	

COMMENTS

Hole terminated due to unstable pad. Redrilled as Keg-12-66

KEG-12-061

Box Number	From (m)	To (m)
1	8	15.5

Box Number	From (m)	To (m)

Box Number	From (m)	To (m)

From (m)	To (m)	Interval (m)	Rock Type	Grain Size	Description	Shade	Colour	Texture	Alteration	Intensity	Mineral	Conc.
0.00	8.00	8.00	-?-	--	casing, no recovery.							
						--	--	---	---	--	--	0
8.00	11.00	3.00	OVB	--	Overburden, rubble and rounded gravel.							
						--	--	RB	---	--	--	0
11.00	15.50	4.50	SLT	FG	Highly weathered, rubbly and fractured siltstone with weak, fracture controlled pyrite and sphaleriteand weak blebby sphalerite around fractures. Fractures are generally calcareous in nature. **Hole abandoned early due to drill pad issues.**							
						--	GY	RB	CLY	2I	Py	1
						--	OR	FR	OXI	3I	Sp	1
											Sp	1
											Po	1

KEG-12-061

From (m)	To (m)	Interval (m)	Recovery (m)	Recovery %	RQD	RQD %	Reactivity	Hardness	Weathering	Comments
0.00	8.00	8.00	0	0	0.00	0	0R	--	--	casing, no recovery
8.00	11.00	3.00	0.63	21	0.00	0	0R	3H	3W	
11.00	14.00	3.00	0.39	13	0.18	6	0R	3H	4W	
14.00	15.50	1.50	1.45	97	0.26	17	0R	3H	4W	

KEG-12-061

Depth (m)	Magnetic Susceptibility	Rock Type	Comments
0	0	CAS	casing
1	0	CAS	casing
2	0	CAS	casing
3	0	CAS	casing
4	0	CAS	casing
5	0	CAS	casing
6	0	CAS	casing
7	0	CAS	casing
8	0	CAS	rubble
8	0	OVB	rubble
9	0	OVB	rubble
10	0	OVB	rubble
11	1.99	OVB	
11	1.99	SLT	
12	0	SLT	rubble
13	0	SLT	rubble
14	0	SLT	rubble
15	0.56	SLT	

Depth (m)	Magnetic Susceptibility	Unit	Comments

Hole Name

Hole Name	From (m)	Length (m)	Core Size	Rock Type	Weight in Air (g)	Weight in Water (g)	Density (g/cm3)	Specific Gravity	Comments
KEG-12-061									
	15.5	10	NQ2	SLT	100	100	0.5	#Div/0!	No densities taken, hole abandoned early due to drill pad issues.

Keg - Silver Range

Archer, Cathro & Associates (1981) Limited

Grid East	Grid North	Easting	Northing	Elevation	Depth (m)
		586264	6939760	1296.25	519.7

ZONE: Keg

SECTION: 10+340

HOLE: KEG-12-062

CLAIM: YD11781

Contractor: Top Rank

Drill: 2

Core Size: NQ2

Casing Depth: 2m, Out

Drilling Dates: Aug 06 - Aug 13, 2012

Geology Logged By: J. Builder

SURVEY			
Depth (m)	Azimuth	Dip	Method
0	340	-50	Compass
518	350	-50.4	Ranger

TARGET:

SUMMARY			
From (m)	To (m)	Interval (m)	Rock Type
0	2	2	CAS
2	88.45	86.45	SSS
88.45	144.62	56.17	FLR
144.62	260	115.38	SLT
260	437.35	177.35	SLT
437.35	499.73	62.38	SSS
499.73	519.7	19.97	SSS

SAMPLES	
Numbers:	K287217 to K287428
Total:	213
Batch:	068, 072, 073, 074, 076, 077, 079
Certificates:	WH12190093, WH12193340, WH12193341, WH12193342, WH12193343, WH12193364, WH12199320, WH12209402, WH12209403

COMMENTS

Box Log

KEG-12-062

Silver Range
Keg Zone

Archer,Cathro & Associates (1981) Limited

Box Number	From (m)	To (m)
1	3.64	8.8
2	8.8	14.33
3	14.33	19.87
4	19.87	25.29
5	25.29	30.59
6	30.59	36.11
7	36.11	41.59
8	41.59	47.24
9	47.24	52.7
10	52.7	57.6
11	57.6	62.86
12	62.86	68
13	68	73.08
14	73.08	78.48
15	78.48	83.51
16	83.51	88.62
17	88.62	93.4
18	93.4	98.39
19	98.39	102.89
20	102.89	107.8
21	107.8	112.24
22	112.24	117.34
23	117.34	122.28
24	122.28	127.65
25	127.65	132.9
26	132.9	138.48
27	138.48	143.92
28	143.92	149.5
29	149.5	155.23
30	155.23	161
31	161	166.61
32	166.61	172.23
33	172.23	177.67
34	177.67	183.03
35	183.03	188.59
36	188.59	194.17
37	194.17	199.63
38	199.63	205.18
39	205.18	210.59
40	210.59	216
41	216	221.3
42	221.3	227
43	227	232.42
44	232.42	238.16
45	238.16	243.77
46	243.77	249.32
47	249.32	254.72
48	254.72	260
49	260	265.63
50	265.63	271
51	271	276.51
52	276.51	282.14
53	282.14	287.64
54	287.64	293.34
55	293.34	299
56	299	304.47
57	304.47	309.75
58	309.75	315.08
59	315.08	320
60	320	325.36
61	325.36	330.85
62	330.85	336.11
63	336.11	341.17
64	341.17	347
65	347	352.65
66	352.65	358.24
67	358.24	363.9
68	363.9	369.67
69	369.67	374.34
70	374.34	380.53
71	380.53	385.84
72	385.84	391.54
73	391.54	397.25
74	397.25	402.71
75	402.71	408.46
76	408.46	413.83
77	413.83	419.28
78	419.28	424.92
79	424.92	430.37
80	430.37	436.19
81	436.19	441.65
82	441.65	447.31
83	447.31	452.81
84	452.81	458
85	458	463.87
86	463.87	469.22
87	469.22	474.73
88	474.73	480.19
89	480.19	485.82
90	485.82	491.25

Box Number	From (m)	To (m)
91	491.25	497
92	497	502.79
93	502.79	508.54
94	508.54	513.89
95	513.89	519.34
96	519.34	519.7

Box Number	From (m)	To (m)

Box Number	From (m)	To (m)

From (m)	To (m)	Interval (m)	Rock Type	Grain Size	Description	Shade	Colour	Texture	Alteration	Intensity	Mineral	Conc.
0.00	2.00	2.00	-?-	--	Casing, no recovery.							
						--	--	---	---	--	--	0
2.00	4.80	2.80	SSS	FG	Weathered, rubbly, siliceous siltstone. Joints and fractures exhibit moderate oxidation. Competent chunks have few, calcareous fractures hosting trace pyrrhotite.							
						--	GY	RB	OXI	3I	Po	0.5
4.80	41.71	36.91	SSS	FG	Foliated, siliceous siltstone with regular, calcareous fractures hosting weak sphalerite, chalcopyrite and pyrrhotite. Few replacement style bands of strong sphalerite and weak chalcopyrite are located between 10.95m and 12.01m. Weak oxidation is evident from orange staining on joints and fractures. Localized regions of bleaching exhibit preferential mineralization.							
						--	GY	FO	BLE	3I	Po	2
									OXI	2I	Cp	0.1
									CLS	2I	Sp	1
											Sp	1
											Cp	0.05
41.71	88.45	46.74	SSS	FG	Light to dark grey and light green, siliceous siltstone with interbedded limey rock and an increased intensity in alteration from uphole. A semi-hard (softer than host), effervescent, greenish alteration (potential calc silicate?) hosts weak disseminated sulphides. Calcareous fractures occur regularly and often host sphalerite, pyrrhotite, pyrite and rarely chalcopyrite. Intermittent zones of iron carbonate alteration also occur regularly and host no notable sulphides. Localized bleaching is pervasive and preferentially mineralized.							
						LT	GN	FO	OXI	1I	Sp	0.5
						--	GY		SER	2I	Sp	1
									CLS	3I	Po	2
									CHL	2I	Cp	0.05
											Py	0.5

From (m)	To (m)	Interval (m)	Rock Type	Grain Size	Description	Shade	Colour	Texture	Alteration	Intensity	Mineral	Conc.
88.45	92.08	3.63	SLT	FG	Subsection of brecciated, altered siltstone. Brecciated regions are composed of 0.2cm to 5.0cm clasts of angular, altered wallrock in a calcite matrix. Matrix hosts trace to weak euhedral pyrite. Calcite fractures formed post brecciation occur regularly and host weak sphalerite, pyrite and pyrrhotite.							
						--	BF	FR	OXI	3I	Sp	0.5
						--	GN	BX	CHL	2I	Py	1
						--	GY		CLY	2I	Po	0.5
									SER	2I		
92.08	101.47	9.39	SLT	FG	Brecciated, fractured and foliated siltstone with intermittent cherty bands. Region contains pervasive calcite infill hosting weak sulphides; overall, mineralization is minor. **From 99.54m to 101.47m unit is very limey and softer.**							
						--	GY	FR	BLE	2I	Po	1
						--	GN	BX	OXI	1I	Py	1
								FO	SER	2I		
									CHL	3I		
101.47	108.00	6.53	SLT	FG	Rubbly, foliated and weakly brecciated siltstone with intermittent limey zones. Region is weakly altered throughout. Calcite fractures are pervasive and usually host weak to fair pyrrhotite and pyrite. Calc silicate (?) altered areas host disseminated sphalerite. Joints and fractures are weak to moderately clay altered.							
						--	GY	RB	SER	1I	Py	1
						--	GN	FO	CLS	1I	Sp	0.5
								FR	CHL	2I	Po	1
									CLY	1I		
108.00	121.20	13.20	FLR	FG	Rubbly, brecciated and fractured fault rock with localized gouge. Brecciated zones consist of angular clasts of wallrock in a gougy, calcareous matrix. Fractures are calcareous, moderately chlorite altered and host weak pyrite and sphalerite; overall, mineralization is trace. Localized areas of competent rock exhibit a light greenish, softer, mottled, calcareous alteration.							
						--	GY	RB	CHL	3I	Py	0.5
						--	GN	BX	CLY	3I	Sp	0.5
								FR	CLS	2I		
									SER	2I		

From (m)	To (m)	Interval (m)	Rock Type	Grain Size	Description	Shade	Colour	Texture	Alteration	Intensity	Mineral	Conc.
121.20	140.65	19.45	SLT	FG	Foliated ad fractured siltstone with few intermittent limey zones and an abundance of calcite infill. Sulphides are fracture controlled and trace overall. Region also hosts few, very large (~35cm wide), unmineralized calcite veins.							
						LT	GN	FR	SER	2I	Py	0.5
						--	GY	FO	CHL	2I	Sp	0.05
140.65	144.62	3.97	FLR	FG	Potential faulted contact between maroon chert and siltstone? Region is highly brecciated; angular clasts of chert and siltstone in a clay altered, gougy matrix. Weak pyrite is interstitial and fracture controlled.							
						--	GY	BX	CLY	2I	Py	1
						--	GN		CHL	2I		
						--	MN					
144.62	239.65	95.03	SLT	FG	Grey, green and maroon, sheared and fractured, locally foliated or brecciated siltstone with interbedded chert, few intermittent limey zones and very pervasive calcite infill. Chloritization is mainly contained to fractures and zones of intense shearing. Bleached zones occur frequently and are preferentially mineralized hosting weak fracture controlled and disseminated sulphides. Other regions host solely fracture controlled sulphides. Fractures come in sets and are planar, discontinuous or crackled with no general theme.							
						--	GN	SH	CHL	2I	Sp	0.5
						--	MN	FR	BLE	3I	Cp	0.1
						--	GY	FO	SER	1I	Sp	0.5
								BX	CLY	1I	Py	1
											Po	1
239.65	241.88	2.23	FLR	FG	Highly sheared and brecciated siltstone and chert with localized gouge. Sulphides are minor and fracture controlled.							
						--	MN	RB	CHL	2I	Po	1
						--	GN	BX	CLY	3I	Py	1
						--	GY		SER	2I		
241.88	260.00	18.12	SLT	FG	same as 144.62m to 239.65m with a decreased frequency of calcite fractures and, therefore, the sulphides they control.							
						--	GN	SH	BLE	3I	Cp	0.1

From (m)	To (m)	Interval (m)	Rock Type	Grain Size	Description	Shade	Colour	Texture	Alteration	Intensity	Mineral	Conc.
						--	GY	FR	CHL	2I	Sp	0.5
						--	MN	FO	SER	1I	Py	0.5
								BX			Po	0.5
											Sp	0.5
260.00	312.12	52.12	SLT	FG	Maroon and grey, finely laminated siltstone and chert with fairly pervasive calcite or quartz carbonate composed fractures. Laminations are generally planar and fairly steep in relation to core axis. Sulphides are fracture controlled and weak overall. Fractures are planar, discontinuous or crackled with no consistent orientation. Weak bleaching occurs intermittently and hosts preferentially mineralized fractures and minor disseminated sulphides. **From 248.88m to 248.98m strong, patchy or replacement style sphalerite composes the matrix of a brecciated looking zone.**							
						--	GY	FR	BLE	2I	Sp	0.1
						--	MN	FO	CHL	2I	Po	3
											Py	2
											Sp	0.5
											Cp	1
312.12	316.45	4.33	FLR	FG	Potential fault zone? Rock is clay altered, rubbly and fractured with pervasive calcite infill. Sulphides are minor and fracture controlled. **312.80m to 313.67 is potential fault center, subsection is heavily clay altered with localized gouge.**							
						--	MN	RB	CLY	2I	Po	0.5
						--	GY		SER	2I	Py	0.5
									CHL	2I	Cp	0.1
									OXI	1I		
316.45	327.51	11.06	SLT	FG	Highly fractured, locally sheared, brecciated or foliated interbedded siltstone and chert. Potential fault affected area? Fractures are chloritized, calcite or quartz carbonate in composition and often host sulphides; overall, mineralization is trace. **318.14m- to 318.40m is clay altered with weak gouge.**							
						--	GY	SH	CHL	2I	Cp	0.3
						--	MN	FO	BLE	2I	Py	0.8
								FR			Po	1

From (m)	To (m)	Interval (m)	Rock Type	Grain Size	Description	Shade	Colour	Texture	Alteration	Intensity	Mineral	Conc.
327.51	380.18	52.67	SLT	FG	same as 260.00m to 312.12m							
						--	GY	FR	CHL	2I	Py	1
						--	MN	FO	BLE	2I	Cp	0.5
											Po	1
380.18	380.70	0.52	SLT	FG	Rubbly subsection with localized clay alteration. Region hosts decreased visible mineralization in comparison to surroundings.							
						--	MN	RB	OXI	2I	Po	0.5
						--	GY		CLY	2I	Py	0.5
380.70	386.55	5.85	SLT	FG	same as 260.00m to 312.12m with trace arsenopyrite hosted in select calcareous fractures and a decreased intensity of other sulphides.							
						--	MN	FR	BLE	2I	Cp	0.2
						--	GY	FO	CHL	1I	As	0.1
											Po	1
											Py	0.5
386.55	388.21	1.66	CHT	FG	Strongly siliceous chert/siltstone. Region is brecciated; angular clasts of chert and siltstone in quartz matrix with an abundance of post brecciation quartz or calcite infill. Sulphides are fracture controlled and disseminated interstitially in breccia matrix. Fractures also exhibit a weak chloritization.							
						--	MN	FR	SIL	3I	Cp	0.1
						--	GY	BX	CHL	2I	Py	0.5
											Po	0.5
											Po	1
388.21	401.65	13.44	SLT	FG	same as 260.00m to 312.12m							
						--	GY	FR	BLE	3I	Cp	1
						--	MN	FO	CHL	2I	Py	2
											Po	3

From (m)	To (m)	Interval (m)	Rock Type	Grain Size	Description	Shade	Colour	Texture	Alteration	Intensity	Mineral	Conc.
401.65	427.32	25.67	SLT	FG	Fractured and foliated, maroon and grey, finely laminated siltstone and chert with pervasive localized bleaching. Bleached zones range in width from 1 to 25 cm and are preferentially fractured and mineralized. Fractures throughout interval are planar, discontinuous or crackled and siliceous and/or calcareous in composition. Chloritization is mainly restricted to fractured surfaces. **Unit is very similar to 260.00m to 312.12m with an increase in sulphide diversity.**							
						--	GY	FR	BLE	3I	Sp	0.5
						--	MN	FO	CHL	2I	Py	1
											Cp	0.5
											Cp	1
											As	0.1
											Gn	0.1
											Sp	0.05
											Po	0.5
											Po	2
427.32	437.35	10.03	SLT	FG	same as 427.32m to 437.35m with an increased intensity and frequency of chloritization and bleaching, also decreased chert laminations.							
						--	GY	FR	CHL	3I	Sp	0.05
								FO	BLE	3I	Sp	0.5
											Po	0.5
											Py	1
											Cp	1
											Cp	0.05
											Gn	0.1
											As	0.1
											Po	2
437.35	441.80	4.45	SLT	FG	Highly altered, potential contact zone between 2 siltstone units? Region is strongly chlorite altered and locally clay altered with potential calc silicate alteration. Potential calc silicate alteration is soft, greenish, effervesces in the presence of hydrochloric acid and hosts replacement (?) disseminated and fracture controlled sulphides. (alteration could also be epidote with calcite infill?)							
						LT	GY	FR	CHL	4I	Po	2
						--	GN	FO	CLY	2I	Sp	2
											As	1

From (m)	To (m)	Interval (m)	Rock Type	Grain Size	Description	Shade	Colour	Texture	Alteration	Intensity	Mineral	Conc.
											Gn	0.01
											Sp	0.5
											Po	0.5
441.80	464.90	23.10	SSS	FG	Grey and light green, foliated and fractured siliceous siltstone with few intermittent limey regions. Localized potential calc silicate alteration is greenish, softer than host and effervesces in the presence of hydrochloric acid and hosts disseminated (possibly replacement style?) and fracture controlled sulphides. Unit is highly siliceous with many intermittent bands of bleaching. Quartz and calcite infill is pervasive and hosts numerous sulphides. Few fractures are infilled with a hard, euhedral, honey brown mineral, potentially vesuvianite?							
						LT	GN	FR	CLS	2I	Sp	2
						--	GY	FO	BLE	3I	Sp	1
											As	1
											Gn	0.05
											Po	1
									CHL	2I	Po	3
											Cp	1
											Py	2
464.90	468.57	3.67	SSS	FG	Region is same lithology as surroundings with an excess of highly mineralized, calcareous crackle fractures.							
						LT	GN	FO	BLE	3I	Po	5
						--	GY	FR			Py	2
											As	5
											Cp	1
											Sp	2
468.57	499.73	31.16	SSS	FG	same as 441.80m to 464.90m with a decreased frequency of altered bands and, therefore, the mineralization they host.							
						LT	GN	FO	BLE	3I	Sp	1
						--	GY	FR	CLS	2I	Sp	1
									CHL	2I	Po	1
											Po	1
											Py	1
											As	0.5
											Gn	0.01
											Cp	0.5

From (m)	To (m)	Interval (m)	Rock Type	Grain Size	Description	Shade	Colour	Texture	Alteration	Intensity	Mineral	Conc.
499.73	519.70	19.97	SSS	FG	Strongly siliceous, foliated siltstone with sparse fractures hosting weak pyrrhotite. Intermittent bleached zones show no excess of mineralization.							
						--	GY	FO	BLE	2I	Po	0.5

From (m)	To (m)	Interval (m)	Rock Type	Recovery (m)	Recovery %	Sample Number	BatchName	Batch Class	Standard	Blank	1/4 Dup	Coarse Dup
0.00	0.00	0.00	-QC-	0.00	0	K287334	12-074		K-3	☐	☐	☐
0.00	0.00	0.00	-QC-	0.00	0	K287424	12-079		K-4	☐	☐	☐
0.00	0.00	0.00	-QC-	0.00	0	K287417	12-079			☑	☐	☐
0.00	0.00	0.00	-QC-	0.00	0	K287404	12-077		K-2	☐	☐	☐
0.00	0.00	0.00	-QC-	0.00	0	K287396	12-077			☑	☐	☐
0.00	0.00	0.00	-QC-	0.00	0	K287388	12-077			☑	☐	☐
0.00	0.00	0.00	-QC-	0.00	0	K287383	12-077		K-3	☐	☐	☐
0.00	0.00	0.00	-QC-	0.00	0	K287374	12-076			☑	☐	☐
0.00	0.00	0.00	-QC-	0.00	0	K287366	12-076		K-3	☐	☐	☐
0.00	0.00	0.00	-QC-	0.00	0	K287354	12-076		K-4	☐	☐	☐
0.00	0.00	0.00	-QC-	0.00	0	K287220	12-068			☑	☐	☐
0.00	0.00	0.00	-QC-	0.00	0	K287340	12-074			☑	☐	☐
0.00	0.00	0.00	-QC-	0.00	0	K287324	12-074			☑	☐	☐
0.00	0.00	0.00	-QC-	0.00	0	K287317	12-074		K-4	☐	☐	☐
0.00	0.00	0.00	-QC-	0.00	0	K287296	12-073		K-3	☐	☐	☐
0.00	0.00	0.00	-QC-	0.00	0	K287285	12-073			☑	☐	☐
0.00	0.00	0.00	-QC-	0.00	0	K287280	12-073		K-4	☐	☐	☐
0.00	0.00	0.00	-QC-	0.00	0	K287274	12-073			☑	☐	☐
0.00	0.00	0.00	-QC-	0.00	0	K287267	12-072		K-4	☐	☐	☐
0.00	0.00	0.00	-QC-	0.00	0	K287262	12-072		K-2	☐	☐	☐
0.00	0.00	0.00	-QC-	0.00	0	K287255	12-072			☑	☐	☐
0.00	0.00	0.00	-QC-	0.00	0	K287250	12-072			☑	☐	☐
0.00	0.00	0.00	-QC-	0.00	0	K287226	12-068		K-2	☐	☐	☐
0.00	0.00	0.00	-QC-	0.00	0	K287344	12-076			☑	☐	☐
5.00	8.00	3.00	SSS	2.97	99	K287217	12-068			☐	☐	☐
8.00	11.00	3.00	SSS	2.89	96	K287218	12-068			☐	☐	☐
11.00	12.00	1.00	SSS	0.98	98	K287219	12-068			☐	☐	☐

From (m)	To (m)	Interval (m)	Rock Type	Recovery (m)	Recovery %	Sample Number	BatchName	Batch Class	Standard	Blank	1/4 Dup	Coarse Dup
12.00	14.00	2.00	SSS	1.95	98	K287221	12-068			☐	☐	☐
14.00	17.00	3.00	SSS	3.00	100	K287222	12-068			☐	☐	☐
17.00	20.00	3.00	SSS	3.00	100	K287223	12-068			☐	☐	☐
20.00	23.00	3.00	SSS	3.00	100	K287224	12-068			☐	☐	☐
23.00	26.00	3.00	SSS	2.95	98	K287225	12-068			☐	☐	☐
26.00	29.00	3.00	SSS	3.00	100	K287227	12-068			☐	☐	☐
29.00	32.00	3.00	SSS	2.98	99	K287228	12-068			☐	☐	☐
29.00	32.00	3.00	SSS	2.98	99	K287229	12-068			☐	☑	☐
32.00	35.00	3.00	SSS	3.00	100	K287230	12-068			☐	☐	☐
35.00	38.00	3.00	SSS	3.00	100	K287231	12-068			☐	☐	☐
38.00	41.00	3.00	SSS	3.00	100	K287232	12-068			☐	☐	☐
41.00	44.00	3.00	SSS	3.00	100	K287233	12-068			☐	☐	☐
44.00	47.00	3.00	SSS	2.95	98	K287234	12-068			☐	☐	☐
47.00	50.00	3.00	SSS	3.00	100	K287235	12-072			☐	☐	☐
50.00	53.00	3.00	SSS	2.97	99	K287236	12-072			☐	☐	☐
53.00	56.00	3.00	SSS	3.00	100	K287237	12-072			☐	☐	☐
56.00	59.00	3.00	SSS	3.00	100	K287238	12-072			☐	☐	☐
59.00	62.00	3.00	SSS	3.00	100	K287239	12-072			☐	☐	☐
59.00	62.00	3.00	SSS	3.00	100	K287240	12-072			☐	☐	☑
62.00	65.00	3.00	SSS	3.00	100	K287241	12-072			☐	☐	☐
65.00	68.00	3.00	SSS	3.00	100	K287242	12-072			☐	☐	☐
68.00	71.00	3.00	SSS	3.00	100	K287243	12-072			☐	☐	☐
71.00	74.00	3.00	SSS	3.00	100	K287244	12-072			☐	☐	☐
71.00	74.00	3.00	SSS	3.00	100	K287245	12-072			☐	☑	☐
74.00	77.00	3.00	SSS	3.00	100	K287246	12-072			☐	☐	☐
77.00	80.00	3.00	SSS	2.93	98	K287247	12-072			☐	☐	☐
80.00	83.00	3.00	SSS	3.00	100	K287248	12-072			☐	☐	☐
83.00	86.00	3.00	SSS	3.00	100	K287249	12-072			☐	☐	☐
86.00	88.45	2.45	SSS	2.45	100	K287251	12-072			☐	☐	☐

From (m)	To (m)	Interval (m)	Rock Type	Recovery (m)	Recovery %	Sample Number	BatchName	Batch Class	Standard	Blank	1/4 Dup	Coarse Dup
88.45	90.50	2.05	FLR, SSS	2.05	100	K287252	12-072			☐	☐	☐
90.50	92.08	1.58	FLR	1.57	99	K287253	12-072			☐	☐	☐
92.08	95.00	2.92	FLR	2.73	93	K287254	12-072			☐	☐	☐
95.00	98.00	3.00	FLR	3.00	100	K287256	12-072			☐	☐	☐
98.00	101.00	3.00	FLR	3.00	100	K287257	12-072			☐	☐	☐
101.00	104.00	3.00	FLR	2.73	91	K287258	12-072			☐	☐	☐
104.00	107.00	3.00	FLR	2.62	87	K287259	12-072			☐	☐	☐
107.00	110.00	3.00	FLR	2.83	94	K287260	12-072			☐	☐	☐
110.00	113.00	3.00	FLR	3.00	100	K287261	12-072			☐	☐	☐
113.00	116.00	3.00	FLR	2.85	95	K287263	12-072			☐	☐	☐
116.00	119.00	3.00	FLR	2.88	96	K287264	12-072			☐	☐	☐
119.00	122.00	3.00	FLR	3.00	100	K287265	12-072			☐	☐	☐
122.00	125.00	3.00	FLR	3.00	100	K287266	12-072			☐	☐	☐
125.00	128.00	3.00	FLR	3.00	100	K287268	12-072			☐	☐	☐
128.00	131.00	3.00	FLR	3.00	100	K287269	12-072			☐	☐	☐
131.00	134.00	3.00	FLR	3.00	100	K287270	12-072			☐	☐	☐
134.00	137.00	3.00	FLR	3.00	100	K287271	12-073			☐	☐	☐
137.00	140.00	3.00	FLR	3.00	100	K287272	12-073			☐	☐	☐
140.00	143.00	3.00	FLR	2.87	96	K287273	12-073			☐	☐	☐
143.00	144.62	1.62	FLR	1.61	99	K287275	12-073			☐	☐	☐
144.62	146.00	1.38	FLR, SLT	1.37	99	K287276	12-073			☐	☐	☐
146.00	149.00	3.00	SLT	3.00	100	K287277	12-073			☐	☐	☐
149.00	152.00	3.00	SLT	3.00	100	K287278	12-073			☐	☐	☐
152.00	155.00	3.00	SLT	3.00	100	K287279	12-073			☐	☐	☐
155.00	158.00	3.00	SLT	3.00	100	K287281	12-073			☐	☐	☐
158.00	161.00	3.00	SLT	3.00	100	K287282	12-073			☐	☐	☐
161.00	164.00	3.00	SLT	3.00	100	K287283	12-073			☐	☐	☐
164.00	167.00	3.00	SLT	3.00	100	K287284	12-073			☐	☐	☐

From (m)	To (m)	Interval (m)	Rock Type	Recovery (m)	Recovery %	Sample Number	BatchName	Batch Class	Standard	Blank	1/4 Dup	Coarse Dup
167.00	170.00	3.00	SLT	3.00	100	K287286	12-073			☐	☐	☐
170.00	173.00	3.00	SLT	3.00	100	K287287	12-073			☐	☐	☐
173.00	176.00	3.00	SLT	3.00	100	K287288	12-073			☐	☐	☐
173.00	176.00	3.00	SLT	3.00	100	K287289	12-073			☐	☑	☐
176.00	179.00	3.00	SLT	3.00	100	K287290	12-073			☐	☐	☐
179.00	182.00	3.00	SLT	3.00	100	K287291	12-073			☐	☐	☐
182.00	185.00	3.00	SLT	3.00	100	K287292	12-073			☐	☐	☐
185.00	188.00	3.00	SLT	3.00	100	K287293	12-073			☐	☐	☐
188.00	191.00	3.00	SLT	3.00	100	K287294	12-073			☐	☐	☐
191.00	194.00	3.00	SLT	3.00	100	K287295	12-073			☐	☐	☐
194.00	197.00	3.00	SLT	3.00	100	K287297	12-073			☐	☐	☐
197.00	200.00	3.00	SLT	2.98	99	K287298	12-073			☐	☐	☐
200.00	203.00	3.00	SLT	3.00	100	K287299	12-073			☐	☐	☐
200.00	203.00	3.00	SLT	3.00	100	K287300	12-073			☐	☐	☑
203.00	206.00	3.00	SLT	3.00	100	K287301	12-073			☐	☐	☐
206.00	209.00	3.00	SLT	2.93	98	K287302	12-073			☐	☐	☐
209.00	212.00	3.00	SLT	3.00	100	K287303	12-073			☐	☐	☐
212.00	215.00	3.00	SLT	2.99	100	K287304	12-073			☐	☐	☐
215.00	218.00	3.00	SLT	3.00	100	K287305	12-073			☐	☐	☐
218.00	221.00	3.00	SLT	3.00	100	K287306	12-073			☐	☐	☐
221.00	224.00	3.00	SLT	3.00	100	K287307	12-074			☐	☐	☐
224.00	227.00	3.00	SLT	3.00	100	K287308	12-074			☐	☐	☐
227.00	230.00	3.00	SLT	3.00	100	K287309	12-074			☐	☐	☐
230.00	233.00	3.00	SLT	2.92	97	K287310	12-074			☐	☐	☐
233.00	236.00	3.00	SLT	3.00	100	K287311	12-074			☐	☐	☐
233.00	236.00	3.00	SLT	3.00	100	K287312	12-074			☐	☐	☑
236.00	239.00	3.00	SLT	2.97	99	K287313	12-074			☐	☐	☐
239.00	242.00	3.00	SLT	2.92	97	K287314	12-074			☐	☐	☐
242.00	245.00	3.00	SLT	3.00	100	K287315	12-074			☐	☐	☐

From (m)	To (m)	Interval (m)	Rock Type	Recovery (m)	Recovery %	Sample Number	BatchName	Batch Class	Standard	Blank	1/4 Dup	Coarse Dup
245.00	248.00	3.00	SLT	3.00	100	K287316	12-074			☐	☐	☐
248.00	251.00	3.00	SLT	3.00	100	K287318	12-074			☐	☐	☐
251.00	254.00	3.00	SLT	3.00	100	K287319	12-074			☐	☐	☐
254.00	257.00	3.00	SLT	3.00	100	K287320	12-074			☐	☐	☐
257.00	260.00	3.00	SLT	3.00	100	K287321	12-074			☐	☐	☐
260.00	263.00	3.00	SLT, SLT	2.95	98	K287322	12-074			☐	☐	☐
263.00	266.00	3.00	SLT	3.00	100	K287323	12-074			☐	☐	☐
266.00	269.00	3.00	SLT	3.00	100	K287325	12-074			☐	☐	☐
269.00	272.00	3.00	SLT	3.00	100	K287326	12-074			☐	☐	☐
272.00	275.00	3.00	SLT	3.00	100	K287327	12-074			☐	☐	☐
275.00	278.00	3.00	SLT	3.00	100	K287328	12-074			☐	☐	☐
275.00	278.00	3.00	SLT	3.00	100	K287329	12-074			☐	☑	☐
278.00	281.00	3.00	SLT	2.95	98	K287330	12-074			☐	☐	☐
281.00	284.00	3.00	SLT	3.00	100	K287331	12-074			☐	☐	☐
284.00	287.00	3.00	SLT	3.00	100	K287332	12-074			☐	☐	☐
287.00	290.00	3.00	SLT	3.00	100	K287333	12-074			☐	☐	☐
290.00	293.00	3.00	SLT	2.98	99	K287335	12-074			☐	☐	☐
293.00	296.00	3.00	SLT	3.00	100	K287336	12-074			☐	☐	☐
296.00	299.00	3.00	SLT	3.00	100	K287337	12-074			☐	☐	☐
299.00	302.00	3.00	SLT	3.00	100	K287338	12-074			☐	☐	☐
302.00	305.00	3.00	SLT	2.90	97	K287339	12-074			☐	☐	☐
305.00	308.00	3.00	SLT	3.00	100	K287341	12-074			☐	☐	☐
308.00	311.00	3.00	SLT	3.00	100	K287342	12-074			☐	☐	☐
311.00	314.00	3.00	SLT	2.66	89	K287343	12-076			☐	☐	☐
314.00	317.00	3.00	SLT	3.00	100	K287345	12-076			☐	☐	☐
317.00	320.00	3.00	SLT	2.94	98	K287346	12-076			☐	☐	☐
320.00	323.00	3.00	SLT	3.00	100	K287347	12-076			☐	☐	☐
320.00	323.00	3.00	SLT	3.00	100	K287348	12-076			☐	☑	☐

From (m)	To (m)	Interval (m)	Rock Type	Recovery (m)	Recovery %	Sample Number	BatchName	Batch Class	Standard	Blank	1/4 Dup	Coarse Dup
323.00	326.00	3.00	SLT	3.00	100	K287349	12-076			☐	☐	☐
326.00	329.00	3.00	SLT	3.00	100	K287350	12-076			☐	☐	☐
329.00	332.00	3.00	SLT	3.00	100	K287351	12-076			☐	☐	☐
332.00	335.00	3.00	SLT	3.00	100	K287352	12-076			☐	☐	☐
335.00	338.00	3.00	SLT	3.00	100	K287353	12-076			☐	☐	☐
338.00	341.00	3.00	SLT	3.00	100	K287355	12-076			☐	☐	☐
341.00	344.00	3.00	SLT	2.94	98	K287356	12-076			☐	☐	☐
344.00	347.00	3.00	SLT	3.00	100	K287357	12-076			☐	☐	☐
347.00	350.00	3.00	SLT	2.96	99	K287358	12-076			☐	☐	☐
347.00	350.00	3.00	SLT	2.96	99	K287359	12-076			☐	☐	☑
350.00	353.00	3.00	SLT	2.97	99	K287360	12-076			☐	☐	☐
353.00	356.00	3.00	SLT	2.98	99	K287361	12-076			☐	☐	☐
356.00	359.00	3.00	SLT	3.00	100	K287362	12-076			☐	☐	☐
359.00	362.00	3.00	SLT	3.00	100	K287363	12-076			☐	☐	☐
362.00	365.00	3.00	SLT	3.00	100	K287364	12-076			☐	☐	☐
365.00	368.00	3.00	SLT	3.00	100	K287365	12-076			☐	☐	☐
368.00	371.00	3.00	SLT	3.00	100	K287367	12-076			☐	☐	☐
371.00	374.00	3.00	SLT	2.95	98	K287368	12-076			☐	☐	☐
374.00	377.00	3.00	SLT	2.96	99	K287369	12-076			☐	☐	☐
377.00	380.00	3.00	SLT	3.00	100	K287370	12-076			☐	☐	☐
380.00	383.00	3.00	SLT	3.00	100	K287371	12-076			☐	☐	☐
383.00	386.00	3.00	SLT	2.94	98	K287372	12-076			☐	☐	☐
386.00	389.00	3.00	SLT	3.00	100	K287373	12-076			☐	☐	☐
389.00	392.00	3.00	SLT	3.00	100	K287375	12-076			☐	☐	☐
392.00	395.00	3.00	SLT	2.95	98	K287376	12-076			☐	☐	☐
395.00	398.00	3.00	SLT	3.00	100	K287377	12-076			☐	☐	☐
398.00	401.00	3.00	SLT	3.00	100	K287378	12-076			☐	☐	☐
401.00	404.00	3.00	SLT	2.54	85	K287379	12-077			☐	☐	☐
404.00	407.00	3.00	SLT	2.92	97	K287380	12-077			☐	☐	☐

From (m)	To (m)	Interval (m)	Rock Type	Recovery (m)	Recovery %	Sample Number	BatchName	Batch Class	Standard	Blank	1/4 Dup	Coarse Dup
407.00	410.00	3.00	SLT	3.00	100	K287381	12-077			☐	☐	☐
410.00	413.00	3.00	SLT	2.92	97	K287382	12-077			☐	☐	☐
413.00	416.00	3.00	SLT	3.00	100	K287384	12-077			☐	☐	☐
416.00	419.00	3.00	SLT	3.00	100	K287385	12-077			☐	☐	☐
419.00	422.00	3.00	SLT	2.94	98	K287386	12-077			☐	☐	☐
422.00	425.00	3.00	SLT	3.00	100	K287387	12-077			☐	☐	☐
425.00	428.00	3.00	SLT	3.00	100	K287389	12-077			☐	☐	☐
428.00	431.00	3.00	SLT	3.00	100	K287390	12-077			☐	☐	☐
431.00	434.00	3.00	SLT	3.00	100	K287391	12-077			☐	☐	☐
434.00	435.75	1.75	SLT	1.75	100	K287392	12-077			☐	☐	☐
435.75	437.35	1.60	SLT	1.60	100	K287393	12-077			☐	☐	☐
437.35	440.00	2.65	SLT, SSS	2.65	100	K287394	12-077			☐	☐	☐
440.00	441.80	1.80	SSS	1.79	99	K287395	12-077			☐	☐	☐
441.80	444.00	2.20	SSS	2.20	100	K287397	12-077			☐	☐	☐
444.00	446.00	2.00	SSS	2.00	100	K287398	12-077			☐	☐	☐
446.00	449.00	3.00	SSS	2.89	96	K287399	12-077			☐	☐	☐
446.00	449.00	3.00	SSS	2.89	96	K287400	12-077			☐	☑	☐
449.00	452.00	3.00	SSS	3.00	100	K287401	12-077			☐	☐	☐
452.00	455.00	3.00	SSS	3.00	100	K287402	12-077			☐	☐	☐
455.00	458.00	3.00	SSS	2.98	99	K287403	12-077			☐	☐	☐
458.00	461.00	3.00	SSS	2.95	98	K287405	12-077			☐	☐	☐
461.00	464.00	3.00	SSS	3.00	100	K287406	12-077			☐	☐	☐
464.00	467.00	3.00	SSS	3.00	100	K287407	12-077			☐	☐	☐
467.00	470.00	3.00	SSS	3.00	100	K287408	12-077			☐	☐	☐
467.00	470.00	3.00	SSS	3.00	100	K287409	12-077			☐	☐	☑
470.00	473.00	3.00	SSS	3.00	100	K287410	12-077			☐	☐	☐
473.00	476.00	3.00	SSS	3.00	100	K287411	12-077			☐	☐	☐
476.00	479.00	3.00	SSS	3.00	100	K287412	12-077			☐	☐	☐

From (m)	To (m)	Interval (m)	Rock Type	Recovery (m)	Recovery %	Sample Number	BatchName	Batch Class	Standard	Blank	1/4 Dup	Coarse Dup
479.00	482.00	3.00	SSS	3.00	100	K287413	12-077			☐	☐	☐
482.00	485.00	3.00	SSS	3.00	100	K287414	12-077			☐	☐	☐
485.00	488.00	3.00	SSS	3.00	100	K287415	12-079			☐	☐	☐
488.00	491.00	3.00	SSS	3.00	100	K287416	12-079			☐	☐	☐
491.00	494.00	3.00	SSS	3.00	100	K287418	12-079			☐	☐	☐
494.00	497.00	3.00	SSS	3.00	100	K287419	12-079			☐	☐	☐
497.00	500.00	3.00	SSS	2.94	98	K287420	12-079			☐	☐	☐
500.00	503.00	3.00	SSS	3.00	100	K287421	12-079			☐	☐	☐
503.00	506.00	3.00	SSS	3.00	100	K287422	12-079			☐	☐	☐
506.00	509.00	3.00	SSS	3.00	100	K287423	12-079			☐	☐	☐
509.00	512.00	3.00	SSS	3.00	100	K287425	12-079			☐	☐	☐
512.00	515.00	3.00	SSS	2.97	99	K287426	12-079			☐	☐	☐
515.00	518.00	3.00	SSS	2.94	98	K287427	12-079			☐	☐	☐
518.00	519.70	1.70	SSS	1.70	100	K287428	12-079			☐	☐	☐

From (m)	To (m)	Interval (m)	Recovery (m)	Recovery %	RQD	RQD %	Reactivity	Hardness	Weathering	Comments
0.00	2.00	2.00	0	0	0.00	0	0R	--	--	Casing, no recovery. Overburden.
2.00	5.00	3.00	1.36	45	0.12	4	0R	4H	3W	
5.00	8.00	3.00	2.97	99	1.05	35	1R	4H	3W	
8.00	11.00	3.00	2.98	99	1.02	34	0R	3H	3W	
11.00	14.00	3.00	2.93	98	1.30	43	1R	3H	2W	
14.00	17.00	3.00	3	100	1.70	57	1R	4H	2W	
17.00	20.00	3.00	3	100	1.30	43	0R	3H	2W	
20.00	23.00	3.00	3	100	0.80	27	0R	4H	2W	
23.00	26.00	3.00	2.95	98	1.16	39	0R	4H	2W	
26.00	29.00	3.00	3	100	1.47	49	0R	4H	3W	
29.00	32.00	3.00	2.98	99	1.30	43	0R	4H	2W	
32.00	35.00	3.00	3	100	1.52	51	0R	4H	2W	9cm of stick-up.
35.00	38.00	3.00	3	100	1.18	39	0R	4H	2W	
38.00	41.00	3.00	3	100	1.31	44	0R	4H	2W	
41.00	44.00	3.00	3	100	1.28	43	0R	4H	2W	
44.00	47.00	3.00	2.95	98	1.22	41	1R	4H	3W	
47.00	50.00	3.00	3	100	1.61	54	1R	4H	2W	
50.00	53.00	3.00	2.97	99	1.30	43	1R	3H	2W	
53.00	56.00	3.00	3	100	1.59	53	1R	3H	2W	
56.00	59.00	3.00	3	100	1.20	40	1R	3H	2W	
59.00	62.00	3.00	3	100	1.50	50	1R	3H	2W	
62.00	65.00	3.00	3	100	1.79	60	1R	3H	2W	
65.00	68.00	3.00	3	100	1.80	60	1R	3H	2W	
68.00	71.00	3.00	3	100	2.18	73	1R	3H	2W	
71.00	74.00	3.00	3	100	1.17	39	1R	3H	2W	
74.00	77.00	3.00	3	100	1.81	60	1R	4H	2W	
77.00	80.00	3.00	2.93	98	1.19	40	1R	3H	2W	
80.00	83.00	3.00	3	100	0.88	29	1R	4H	2W	
83.00	86.00	3.00	3	100	1.89	63	1R	4H	2W	

From (m)	To (m)	Interval (m)	Recovery (m)	Recovery %	RQD	RQD %	Reactivity	Hardness	Weathering	Comments
86.00	89.00	3.00	3	100	1.34	45	0R	4H	2W	
89.00	92.00	3.00	3	100	1.25	42	1R	2H	2W	
92.00	95.00	3.00	2.8	93	0.74	25	1R	2H	2W	
95.00	98.00	3.00	3	100	1.28	43	0R	3H	2W	
98.00	101.00	3.00	3	100	1.78	59	0R	3H	2W	7cm of stick-up.
101.00	104.00	3.00	2.73	91	0.00	0	0R	2H	2W	
104.00	107.00	3.00	2.62	87	0.39	13	0R	2H	2W	
107.00	110.00	3.00	2.83	94	0.34	11	3R	2H	2W	
110.00	113.00	3.00	3	100	0.11	4	1R	2H	2W	
113.00	116.00	3.00	2.85	95	0.10	3	0R	2H	2W	
116.00	119.00	3.00	2.88	96	0.39	13	0R	2H	2W	
119.00	122.00	3.00	3	100	0.00	0	0R	3H	2W	
122.00	125.00	3.00	3	100	0.90	30	0R	3H	2W	
125.00	128.00	3.00	3	100	1.55	52	0R	3H	2W	
128.00	131.00	3.00	3	100	0.95	32	1R	2H	2W	
131.00	134.00	3.00	3	100	1.19	40	0R	3H	2W	
134.00	137.00	3.00	3	100	1.37	46	0R	2H	2W	
137.00	140.00	3.00	3	100	2.06	69	0R	3H	2W	
140.00	143.00	3.00	2.87	96	0.44	15	0R	2H	3W	
143.00	146.00	3.00	2.98	99	1.52	51	1R	2H	2W	
146.00	149.00	3.00	3	100	1.69	56	0R	3H	2W	
149.00	152.00	3.00	2.95	98	2.20	73	0R	4H	2W	
152.00	155.00	3.00	3	100	1.94	65	0R	3H	2W	
155.00	158.00	3.00	3	100	2.43	81	0R	4H	2W	
158.00	161.00	3.00	3	100	2.44	81	0R	4H	2W	
161.00	164.00	3.00	3	100	2.07	69	0R	4H	2W	
164.00	167.00	3.00	3	100	1.96	65	0R	4H	2W	
167.00	170.00	3.00	3	100	2.41	80	0R	3H	2W	
170.00	173.00	3.00	3	100	1.26	42	0R	4H	2W	
173.00	176.00	3.00	3	100	2.50	83	0R	4H	2W	
176.00	179.00	3.00	3	100	1.92	64	0R	4H	2W	10cm of stick-up.

From (m)	To (m)	Interval (m)	Recovery (m)	Recovery %	RQD	RQD %	Reactivity	Hardness	Weathering	Comments
179.00	182.00	3.00	3	100	2.27	76	0R	3H	2W	
182.00	185.00	3.00	3	100	2.27	76	0R	3H	2W	
185.00	188.00	3.00	3	100	2.30	77	0R	4H	2W	
188.00	191.00	3.00	3	100	2.84	95	0R	3H	2W	
191.00	194.00	3.00	3	100	2.98	99	0R	2H	2W	
194.00	197.00	3.00	3	100	2.48	83	0R	3H	2W	
197.00	200.00	3.00	2.98	99	2.74	91	0R	3H	2W	
200.00	203.00	3.00	3	100	2.72	91	0R	3H	2W	
203.00	206.00	3.00	3	100	2.45	82	0R	3H	2W	
206.00	209.00	3.00	2.93	98	2.31	77	0R	3H	2W	
209.00	212.00	3.00	3	100	2.21	74	0R	3H	2W	
212.00	215.00	3.00	2.99	100	2.11	70	0R	3H	2W	
215.00	218.00	3.00	3	100	1.18	39	0R	3H	2W	
218.00	221.00	3.00	3	100	2.35	78	0R	3H	2W	
221.00	224.00	3.00	3	100	1.82	61	0R	3H	2W	
224.00	227.00	3.00	3	100	2.04	68	0R	2H	2W	
227.00	230.00	3.00	3	100	2.21	74	0R	3H	2W	12cm of stick-up.
230.00	233.00	3.00	2.92	97	2.21	74	0R	3H	2W	
233.00	236.00	3.00	3	100	2.20	73	0R	3H	2W	
236.00	239.00	3.00	2.97	99	2.40	80	0R	3H	2W	
239.00	242.00	3.00	2.92	97	1.70	57	0R	2H	2W	
242.00	245.00	3.00	3	100	2.12	71	0R	3H	2W	
245.00	248.00	3.00	3	100	2.67	89	0R	3H	2W	
248.00	251.00	3.00	3	100	2.81	94	0R	3H	2W	
251.00	254.00	3.00	3	100	2.24	75	1R	3H	2W	
254.00	257.00	3.00	3	100	2.42	81	0R	3H	2W	
257.00	260.00	3.00	3	100	2.06	69	0R	4H	2W	
260.00	263.00	3.00	2.95	98	2.67	89	0R	3H	2W	
263.00	266.00	3.00	3	100	2.08	69	0R	3H	2W	
266.00	269.00	3.00	3	100	2.17	72	0R	3H	2W	
269.00	272.00	3.00	3	100	2.54	85	0R	3H	2W	

From (m)	To (m)	Interval (m)	Recovery (m)	Recovery %	RQD	RQD %	Reactivity	Hardness	Weathering	Comments
272.00	275.00	3.00	3	100	2.05	68	0R	3H	2W	
275.00	278.00	3.00	3	100	2.89	96	0R	3H	2W	
278.00	281.00	3.00	2.95	98	2.68	89	0R	4H	2W	
281.00	284.00	3.00	3	100	2.63	88	0R	3H	2W	
284.00	287.00	3.00	3	100	2.28	76	0R	3H	2W	
287.00	290.00	3.00	3	100	1.81	60	0R	4H	2W	
290.00	293.00	3.00	2.98	99	2.24	75	0R	3H	2W	
293.00	296.00	3.00	3	100	2.23	74	0R	3H	2W	
296.00	299.00	3.00	3	100	1.80	60	0R	3H	2W	
299.00	302.00	3.00	3	100	2.48	83	0R	3H	2W	
302.00	305.00	3.00	2.9	97	2.16	72	0R	3H	2W	
305.00	308.00	3.00	3	100	1.96	65	0R	3H	2W	
308.00	311.00	3.00	3	100	2.22	74	0R	3H	2W	
311.00	314.00	3.00	2.66	89	0.66	22	0R	3H	2W	
314.00	317.00	3.00	3	100	0.80	27	0R	3H	2W	
317.00	320.00	3.00	2.94	98	1.92	64	0R	3H	2W	
320.00	323.00	3.00	3	100	2.17	72	0R	3H	2W	
323.00	326.00	3.00	3	100	1.76	59	0R	2H	2W	
326.00	329.00	3.00	3	100	2.34	78	0R	3H	2W	
329.00	332.00	3.00	3	100	2.01	67	0R	3H	2W	
332.00	335.00	3.00	3	100	1.29	43	0R	3H	2W	
335.00	338.00	3.00	3	100	0.55	18	0R	3H	2W	
338.00	341.00	3.00	3	100	2.10	70	0R	3H	2W	
341.00	344.00	3.00	2.94	98	1.92	64	0R	3H	2W	
344.00	347.00	3.00	3	100	1.13	38	0R	3H	2W	
347.00	350.00	3.00	2.96	99	1.02	34	0R	3H	2W	
350.00	353.00	3.00	2.97	99	0.96	32	0R	3H	2W	
353.00	356.00	3.00	2.98	99	1.91	64	0R	3H	2W	
356.00	359.00	3.00	3	100	2.20	73	0R	3H	2W	
359.00	362.00	3.00	3	100	2.19	73	0R	3H	2W	
362.00	365.00	3.00	3	100	2.32	77	0R	3H	2W	8cm of stick-up.

From (m)	To (m)	Interval (m)	Recovery (m)	Recovery %	RQD	RQD %	Reactivity	Hardness	Weathering	Comments
365.00	368.00	3.00	3	100	1.76	59	0R	3H	2W	
368.00	371.00	3.00	3	100	1.76	59	0R	3H	2W	
371.00	374.00	3.00	2.95	98	1.99	66	0R	3H	2W	
374.00	377.00	3.00	2.96	99	1.76	59	0R	3H	2W	
377.00	380.00	3.00	3	100	1.56	52	0R	4H	2W	
380.00	383.00	3.00	3	100	2.63	88	0R	3H	2W	
383.00	386.00	3.00	2.94	98	2.90	97	0R	3H	2W	
386.00	389.00	3.00	3	100	2.75	92	0R	4H	2W	
389.00	392.00	3.00	3	100	2.94	98	0R	4H	2W	
392.00	395.00	3.00	2.95	98	2.64	88	0R	4H	2W	
395.00	398.00	3.00	3	100	2.15	72	0R	4H	1W	
398.00	401.00	3.00	3	100	2.63	88	0R	3H	2W	
401.00	404.00	3.00	2.54	85	2.61	87	0R	3H	2W	
404.00	407.00	3.00	2.92	97	1.67	56	0R	3H	2W	
407.00	410.00	3.00	3	100	1.63	54	0R	3H	2W	
410.00	413.00	3.00	2.92	97	2.08	69	0R	3H	2W	
413.00	416.00	3.00	3	100	2.39	80	0R	3H	2W	
416.00	419.00	3.00	3	100	2.36	79	0R	3H	2W	
419.00	422.00	3.00	2.94	98	2.44	81	0R	3H	2W	
422.00	425.00	3.00	3	100	2.26	75	0R	4H	2W	12cm of stick-up.
425.00	428.00	3.00	3	100	2.12	71	0R	3H	2W	
428.00	431.00	3.00	3	100	1.84	61	0R	3H	2W	
431.00	434.00	3.00	3	100	2.63	88	0R	3H	1W	
434.00	437.00	3.00	3	100	2.69	90	0R	3H	2W	
437.00	440.00	3.00	3	100	1.60	53	0R	3H	2W	
440.00	443.00	3.00	2.99	100	1.11	37	1R	3H	2W	
443.00	446.00	3.00	3	100	2.03	68	0R	4H	2W	
446.00	449.00	3.00	2.89	96	2.23	74	0R	4H	2W	
449.00	452.00	3.00	3	100	2.55	85	0R	3H	2W	
452.00	455.00	3.00	3	100	2.44	81	0R	2H	2W	
455.00	458.00	3.00	2.98	99	1.80	60	0R	2H	2W	

From (m)	To (m)	Interval (m)	Recovery (m)	Recovery %	RQD	RQD %	Reactivity	Hardness	Weathering	Comments
458.00	461.00	3.00	2.95	98	2.19	73	1R	3H	2W	
461.00	464.00	3.00	3	100	2.52	84	0R	3H	2W	
464.00	467.00	3.00	3	100	2.64	88	0R	3H	2W	
467.00	470.00	3.00	3	100	2.86	95	0R	3H	2W	
470.00	473.00	3.00	3	100	2.52	84	0R	4H	2W	
473.00	476.00	3.00	3	100	2.43	81	0R	3H	2W	
476.00	479.00	3.00	3	100	2.77	92	0R	3H	2W	
479.00	482.00	3.00	3	100	2.58	86	0R	4H	2W	
482.00	485.00	3.00	3	100	2.76	92	0R	4H	2W	
485.00	488.00	3.00	3	100	2.36	79	0R	4H	2W	
488.00	491.00	3.00	3	100	2.03	68	0R	4H	2W	
491.00	494.00	3.00	3	100	2.72	91	0R	3H	2W	
494.00	497.00	3.00	3	100	2.17	72	0R	3H	2W	
497.00	500.00	3.00	2.94	98	2.81	94	0R	3H	2W	
500.00	503.00	3.00	3	100	2.73	91	0R	4H	1W	
503.00	506.00	3.00	3	100	2.55	85	0R	4H	1W	
506.00	509.00	3.00	3	100	2.19	73	0R	4H	1W	8cm of stick-up.
509.00	512.00	3.00	3	100	2.51	84	0R	3H	1W	
512.00	515.00	3.00	2.97	99	2.53	84	0R	4H	1W	
515.00	518.00	3.00	2.94	98	2.59	86	0R	4H	1W	
518.00	519.70	1.70	1.7	100	1.39	82	0R	4H	2W	

Depth (m)	Magnetic Susceptibility	Rock Type	Comments
1	0	CAS	
2	0	CAS	
2	0	SSS	
3	0	SSS	
4	12.86	SSS	
5	1.75	SSS	
6	1.54	SSS	
7	0.25	SSS	
8	5.09	SSS	
9	3.69	SSS	
10	1.55	SSS	
11	19.12	SSS	
12	2.83	SSS	
13	1.47	SSS	
14	7.71	SSS	
15	2.32	SSS	
16	1.46	SSS	
17	1.54	SSS	
18	2.61	SSS	
19	3.55	SSS	
20	1.52	SSS	
21	4.18	SSS	
22	2.88	SSS	
23	1.24	SSS	
24	1.55	SSS	
25	22.05	SSS	
26	0.07	SSS	
27	2.2	SSS	
28	6.89	SSS	

Depth (m)	Magnetic Susceptibility	Unit	Comments
29	12.11	SSS	
30	4.53	SSS	
31	2.67	SSS	
32	3	SSS	
33	4.92	SSS	
34	3.55	SSS	
35	7.53	SSS	
36	2.75	SSS	
37	5.13	SSS	
38	0.59	SSS	
39	1.52	SSS	
40	0.96	SSS	
41	2.51	SSS	
42	1.77	SSS	
43	0.75	SSS	
44	1.17	SSS	
45	2.57	SSS	
46	1.91	SSS	
47	0.39	SSS	
48	1.7	SSS	
49	0.45	SSS	
50	2.09	SSS	
51	0.58	SSS	
52	2.42	SSS	
53	1.2	SSS	
54	2.16	SSS	
55	0.16	SSS	
56	0.15	SSS	
57	0.23	SSS	

Depth (m)	Magnetic Susceptibility	Rock Type	Comments
58	0.34	SSS	
59	0.28	SSS	
60	0.21	SSS	
61	0.16	SSS	
62	0.44	SSS	
63	2.01	SSS	
64	0.11	SSS	
65	0.43	SSS	
66	0.22	SSS	
67	1.58	SSS	
68	0.45	SSS	
69	0.33	SSS	
70	0.47	SSS	
71	0.4	SSS	
72	2.12	SSS	
73	0.78	SSS	
74	3.14	SSS	
75	1.58	SSS	
76	0.19	SSS	
77	0.3	SSS	
78	0.61	SSS	
79	1.08	SSS	
80	3.9	SSS	
81	0.6	SSS	
82	0.99	SSS	
83	0.84	SSS	
84	3.28	SSS	
85	4.86	SSS	
86	2.76	SSS	
87	3.76	SSS	
88	4.13	SSS	

Depth (m)	Magnetic Susceptibility	Unit	Comments
89	0.2	FLR	
90	0.13	FLR	
91	0.15	FLR	
92	0.36	FLR	
93	0.74	FLR	
94	5.25	FLR	
95	2.68	FLR	
96	1.57	FLR	
97	0.73	FLR	
98	0.2	FLR	
99	1.21	FLR	
100	0.21	FLR	
101	1.51	FLR	
102	0	FLR	rubble for the next 4 meters.
105	2.29	FLR	
106	2.58	FLR	
107	0.27	FLR	
108	0.43	FLR	
109	0.4	FLR	
110	0	FLR	rubble for 3 meters.
113	0.42	FLR	
114	0.18	FLR	
115	0	FLR	rubble
116	0.16	FLR	
117	0.14	FLR	
118	0	FLR	rubble
119	1.73	FLR	
120	0.49	FLR	
121	0.14	FLR	
122	0.36	FLR	

Depth (m)	Magnetic Susceptibility	Rock Type	Comments
123	1.63	FLR	
124	2.81	FLR	
125	0.21	FLR	
126	0.28	FLR	
127	0.35	FLR	
128	0.56	FLR	
129	1.17	FLR	
130	0.04	FLR	
131	0.04	FLR	
132	0.58	FLR	
133	2.82	FLR	
134	1.17	FLR	
135	0.4	FLR	
136	1.55	FLR	
137	1.63	FLR	
138	1.72	FLR	
139	1.47	FLR	
140	1.67	FLR	
141	1.46	FLR	
142	27	FLR	
143	0.21	FLR	
144	0.15	FLR	
145	4.93	SLT	
146	1.55	SLT	
147	2.05	SLT	
148	1.59	SLT	
149	1.99	SLT	
150	5.14	SLT	
151	3.15	SLT	
152	2.3	SLT	
153	7.75	SLT	

Depth (m)	Magnetic Susceptibility	Unit	Comments
154	0.79	SLT	
155	1.88	SLT	
156	3.57	SLT	
157	1.77	SLT	
158	2.17	SLT	
159	2.61	SLT	
160	2.67	SLT	
161	4.21	SLT	
162	4.23	SLT	
163	1	SLT	
164	3.81	SLT	
165	2.62	SLT	
166	15	SLT	
167	9.26	SLT	
168	4.47	SLT	
169	2.38	SLT	
170	3.84	SLT	
171	7.22	SLT	
172	2.86	SLT	
173	4.62	SLT	
174	2.79	SLT	
175	7.5	SLT	
176	11.41	SLT	
177	2.02	SLT	
178	0.79	SLT	
179	2.48	SLT	
180	1.04	SLT	
181	5.88	SLT	
182	3	SLT	
183	1.67	SLT	
184	1.89	SLT	

Depth (m)	Magnetic Susceptibility	Rock Type	Comments
185	5.97	SLT	
186	3.66	SLT	
187	3.85	SLT	
188	2.85	SLT	
189	3.98	SLT	
190	0.65	SLT	
191	0.32	SLT	
192	1.5	SLT	
193	0.47	SLT	
194	5.36	SLT	
195	2.34	SLT	
196	2.92	SLT	
197	2.24	SLT	
198	2.82	SLT	
199	3.31	SLT	
200	2.51	SLT	
201	2.71	SLT	
202	3.01	SLT	
203	6.28	SLT	
204	1.68	SLT	
205	2.37	SLT	
206	20.91	SLT	
207	1.48	SLT	
208	0.4	SLT	
209	1.61	SLT	
210	3.17	SLT	
211	2.25	SLT	
212	1.1	SLT	
213	2.47	SLT	
214	2.65	SLT	
215	2.07	SLT	

Depth (m)	Magnetic Susceptibility	Unit	Comments
216	1.66	SLT	
217	1.22	SLT	
218	2.56	SLT	
219	7.34	SLT	
220	2.99	SLT	
221	3.18	SLT	
222	6.04	SLT	
223	2.45	SLT	
224	5.27	SLT	
225	3.19	SLT	
226	4.34	SLT	
227	3.8	SLT	
228	3.49	SLT	
229	3.93	SLT	
230	2.95	SLT	
231	3.43	SLT	
232	2.31	SLT	
233	3.86	SLT	
234	4.79	SLT	
235	2.67	SLT	
236	2.27	SLT	
237	2.6	SLT	
238	1.57	SLT	
239	0.1	SLT	
240	2.34	SLT	
241	0.69	SLT	
242	4.38	SLT	
243	3.22	SLT	
244	2.24	SLT	
245	2.12	SLT	
246	2.2	SLT	

Depth (m)	Magnetic Susceptibility	Rock Type	Comments
247	1.5	SLT	
248	2.1	SLT	
249	1.75	SLT	
250	1.34	SLT	
251	1.73	SLT	
252	1.07	SLT	
253	3.52	SLT	
254	6.98	SLT	
255	2.31	SLT	
256	4.34	SLT	
257	4.43	SLT	
258	3.36	SLT	
259	1.78	SLT	
260	2	SLT	
260	2	SLT	
261	3.02	SLT	
262	6.85	SLT	
263	4.34	SLT	
264	2.64	SLT	
265	3.51	SLT	
266	6.23	SLT	
267	1.34	SLT	
268	6.1	SLT	
269	3.51	SLT	
270	2.31	SLT	
271	6.01	SLT	
272	2.41	SLT	
273	4.4	SLT	
274	3.57	SLT	
275	5.12	SLT	
276	4.7	SLT	

Depth (m)	Magnetic Susceptibility	Unit	Comments
277	4.7	SLT	
278	5.25	SLT	
279	5.17	SLT	
280	6.17	SLT	
281	3.57	SLT	
282	1.68	SLT	
283	2.94	SLT	
284	3.82	SLT	
285	4.91	SLT	
286	4.59	SLT	
287	5.41	SLT	
288	4.77	SLT	
289	22.3	SLT	
290	7.2	SLT	
291	9.41	SLT	
292	6.65	SLT	
293	8.47	SLT	
294	6.51	SLT	
295	4.94	SLT	
296	1.81	SLT	
297	1.95	SLT	
298	1.09	SLT	
299	3.02	SLT	
300	4.12	SLT	
301	2.66	SLT	
302	1.97	SLT	
303	2.42	SLT	
304	4	SLT	
305	3.33	SLT	
306	2.82	SLT	
307	4.58	SLT	

Depth (m)	Magnetic Susceptibility	Rock Type	Comments
308	4.03	SLT	
309	1.7	SLT	
310	2.55	SLT	
311	4.65	SLT	
312	3.43	SLT	
313	1.61	SLT	
314	1.4	SLT	
315	3.89	SLT	
316	3.59	SLT	
317	1.53	SLT	
318	6.01	SLT	
319	3.31	SLT	
320	4.63	SLT	
321	3.55	SLT	
322	4.07	SLT	
323	3.07	SLT	
324	2.96	SLT	
325	11.66	SLT	
326	7.2	SLT	
327	6.39	SLT	
328	8.35	SLT	
329	1.96	SLT	
330	1.83	SLT	
331	5.26	SLT	
332	2.38	SLT	
333	5.06	SLT	
334	2.84	SLT	
335	3.55	SLT	
336	2.91	SLT	
337	2.68	SLT	
338	4.75	SLT	

Depth (m)	Magnetic Susceptibility	Unit	Comments
339	2.89	SLT	
340	2.96	SLT	
341	2.74	SLT	
342	11.66	SLT	
343	2.16	SLT	
344	4.24	SLT	
345	2.36	SLT	
346	3.04	SLT	
347	2	SLT	
348	5.74	SLT	
349	3.23	SLT	
350	2.63	SLT	
351	4.67	SLT	
352	2.36	SLT	
353	2.62	SLT	
354	2.82	SLT	
355	4.08	SLT	
356	4.15	SLT	
357	4.27	SLT	
358	2.85	SLT	
359	1.64	SLT	
360	2.61	SLT	
361	2.81	SLT	
362	4.65	SLT	
363	0.82	SLT	
364	2.26	SLT	
365	4.6	SLT	
366	5.37	SLT	
367	2.28	SLT	
368	1.15	SLT	
369	4.02	SLT	

Depth (m)	Magnetic Susceptibility	Rock Type	Comments
370	1.65	SLT	
371	1.67	SLT	
372	4.05	SLT	
373	1.22	SLT	
374	1.06	SLT	
375	3.22	SLT	
376	1.9	SLT	
377	2.87	SLT	
378	1.1	SLT	
379	0.96	SLT	
380	4.27	SLT	
381	6.08	SLT	
382	2.54	SLT	
383	1.67	SLT	
384	1.48	SLT	
385	3.5	SLT	
386	1.47	SLT	
387	0.14	SLT	
388	0.61	SLT	
389	1.73	SLT	
390	1.86	SLT	
391	1.36	SLT	
392	5.11	SLT	
393	1.09	SLT	
394	1.93	SLT	
395	1.59	SLT	
396	2.56	SLT	
397	1.75	SLT	
398	2.6	SLT	
399	6.68	SLT	
400	1.59	SLT	

Depth (m)	Magnetic Susceptibility	Unit	Comments
401	5.63	SLT	
402	5.67	SLT	
403	3.78	SLT	
404	0.91	SLT	
405	3.56	SLT	
406	5.77	SLT	
407	9.25	SLT	
408	2.35	SLT	
409	1.34	SLT	
410	2.19	SLT	
411	0.89	SLT	
412	6.81	SLT	
413	2.35	SLT	
414	2.34	SLT	
415	3.02	SLT	
416	3	SLT	
417	1.56	SLT	
418	11.24	SLT	
419	5.97	SLT	
420	7.18	SLT	
421	2.38	SLT	
422	1.77	SLT	
423	3.02	SLT	
424	2.85	SLT	
425	2.54	SLT	
426	2.46	SLT	
427	3.44	SLT	
428	4.91	SLT	
429	1.92	SLT	
430	2.69	SLT	
431	5.71	SLT	

Depth (m)	Magnetic Susceptibility	Rock Type	Comments
432	2.56	SLT	
433	6.03	SLT	
434	0.67	SLT	
435	0.63	SLT	
436	10.76	SLT	
437	0.66	SLT	
438	0.64	SSS	
439	1.58	SSS	
440	1.48	SSS	
441	0.25	SSS	
442	1.6	SSS	
443	0.22	SSS	
444	1.26	SSS	
445	0.44	SSS	
446	0.21	SSS	
447	0.5	SSS	
448	0.38	SSS	
449	0.19	SSS	
450	0.18	SSS	
451	0.35	SSS	
452	0.47	SSS	
453	3.82	SSS	
454	0.46	SSS	
455	0.36	SSS	
456	0.53	SSS	
457	0.96	SSS	
458	1.28	SSS	
459	1.31	SSS	
460	0.19	SSS	
461	0.34	SSS	
462	0.29	SSS	

Depth (m)	Magnetic Susceptibility	Unit	Comments
463	0.49	SSS	
464	0.43	SSS	
465	2.14	SSS	
466	13.62	SSS	
467	1.87	SSS	
468	3.13	SSS	
469	0.66	SSS	
470	0.29	SSS	
471	0.44	SSS	
472	0.13	SSS	
473	1.13	SSS	
474	0.58	SSS	
475	0.61	SSS	
476	0.13	SSS	
477	0.31	SSS	
478	0.45	SSS	
479	0.26	SSS	
480	13	SSS	
481	0.93	SSS	
482	0.11	SSS	
483	0.32	SSS	
484	0.33	SSS	
485	0.33	SSS	
486	1.11	SSS	
487	35.45	SSS	pyrrhotite vein.
488	0.45	SSS	
489	0.32	SSS	
490	0.22	SSS	
491	1.1	SSS	
492	5.73	SSS	
493	1.54	SSS	

Depth (m)	Magnetic Susceptibility	Rock Type	Comments
494	0.32	SSS	
495	0.11	SSS	
496	0.45	SSS	
497	0.23	SSS	
498	0.05	SSS	
499	0.19	SSS	
500	0.24	SSS	
501	0.03	SSS	
502	0.12	SSS	
503	0.4	SSS	
504	0.13	SSS	
505	0.05	SSS	
506	0.05	SSS	
507	0.1	SSS	
508	0.02	SSS	
509	0.22	SSS	
510	0.04	SSS	
511	0.72	SSS	
512	0.12	SSS	
513	0.17	SSS	
514	0.73	SSS	
515	0.6	SSS	
516	0.61	SSS	
517	0.17	SSS	
518	0.6	SSS	
519	1.08	SSS	

Depth (m)	Magnetic Susceptibility	Unit	Comments

Hole Name

Hole Name	From (m)	Length (m)	Core Size	Rock Type	Weight in Air (g)	Weight in Water (g)	Density (g/cm3)	Specific Gravity	Comments
KEG-12-062									
	28.6	12.2	NQ2	SSS	704.7	460.7	2.9	2.9	Moderately bleached, foliated, siliceous siltstone with small siliceous fractures mienralized with pyrrhotite and sphalerite.
	64.37	13.9	NQ2	SSS	770.2	492.4	2.7	2.8	Siliceous siltstone with small, calcareous sections. Siliceous fractures and small blebs of pyrrhotite and sphalerite.
	95.86	11.7	NQ2	FLR	613.1	378.5	2.6	2.6	Foliated chert with several siliceous fractures mineralized with pyrite and pyrrhotite.
	138.8	12.7	NQ2	FLR	669.4	417	2.6	2.7	Foliated, moderately bleached, siliceous siltstone with siliceous fracturing hosting weak pyrrhotite mineralization.
	174.8	10.5	NQ2	SLT	588.4	380.8	2.8	2.8	Bleached, siliceous siltstone with weak, fracture controlled sulphides.
	204.3	12.1	NQ2	SLT	650.5	408	2.7	2.7	Foliated, siliceous siltstone with chert bands and trace, fracture controlled pyrrhotite.
	231.8	13.9	NQ2	SLT	677.2	397.9	2.4	2.4	Brecciated chert and siliceous siltstone with a weakly calcareous matrix and few calcite clasts. Matrix hosts trace chalcopyrite and pyrrhotite.

Hole Name	From (m)	Length (m)	Core Size	Rock Type	Weight in Air (g)	Weight in Water (g)	Density (g/cm3)	Specific Gravity	Comments
	280.1	10.9	NQ2	SLT	590.9	371.7	2.7	2.7	Interbedded chert and siltstone with few calcareous fractures hosting weak pyrrhotite and chalcopyrite.
	304.15	11.3	NQ2	SLT	643.2	416.5	2.8	2.8	Siltstone with a dominant, 0.6cm, fracture hosting pyrrhotite and chalcopyrite and several hairline fractures.
	322.45	12.2	NQ2	SLT	356.2	413	1.5	-6.3	Fractured, interbedded chert and siltstone; fractures are calcareous or siliceous in composition and host sulphides.
	356.1	14.2	NQ2	SLT	805.8	523.8	2.8	2.9	Foliated and fractured, interbedded chert and siltstone with fracture controlled sulphides. Bleached region in center hosts majority of mineralization.
	389.62	10.4	NQ2	SLT	564.7	360.4	2.7	2.8	Foliated and fractured siltstone; fractures are calcareous and host sulphide mineralization.
	416.48	11.9	NQ2	SLT	635.2	404.3	2.6	2.8	Weakly bleached, interbedded chert and siltstone with hairline fractures hosting pyrrhotite and chalcopyrite.
	450.89	13.3	NQ2	SSS	724.7	461.6	2.7	2.8	Medium to light grey, foliated and fractured siliceous siltstone hosting no visible mineralization.
	482.16	11.4	NQ2	SSS	639.4	413.6	2.8	2.8	Light grey, foliated siliceous siltstone with few fractures hosting trace, medium grained pyrrhotite.

Keg - Silver Range

Archer, Cathro & Associates (1981) Limited

Grid East	Grid North	Easting	Northing	Elevation	Depth (m)
		587060	6940207	941.91	191

ZONE: Keg

SECTION: 11+240

HOLE: KEG-12-063

CLAIM: YD11785

Contractor: Top Rank

Drill: 1

Core Size: NQ2

Casing Depth: 4.92m, Out

Drilling Dates: Aug 06 - Aug 09, 2012

Geology Logged By: B. Turner

SURVEY			
Depth (m)	Azimuth	Dip	Method
0	340	-50	Compass
191	350	-46.5	Ranger

TARGET:

SUMMARY			
From (m)	To (m)	Interval (m)	Rock Type
0	4.92	4.92	CAS
4.92	10.15	5.23	OVB
10.15	149.46	139.31	ICL
149.46	191	41.54	ARG

SAMPLES	
Numbers:	K285345 to K285393
Total:	49
Batch:	071, 075
Certificates:	WH12190096, WH12193344

COMMENTS

Box Log

KEG-12-063

Silver Range
Keg Zone

Archer,Cathro & Associates (1981) Limited

Box Number	From (m)	To (m)
1	4.92	13.68
2	13.68	18.73
3	18.73	23.8
4	23.8	29.24
5	29.24	34.61
6	34.61	40.1
7	40.1	45.59
8	45.59	50.79
9	50.79	56
10	56	60.87
11	60.87	66.37
12	66.37	71.93
13	71.93	77.58
14	77.58	83.16
15	83.16	89.49
16	89.49	95.26
17	95.26	102.52
18	102.52	107.92
19	107.92	113.22
20	113.22	119
21	119	124.23
22	124.23	129.79
23	129.79	131
24	131	136.7
25	136.7	142.22
26	142.22	147.73
27	147.73	152.98
28	152.98	158.42
29	158.42	164
30	164	169.95
31	169.95	174.81
32	174.81	179.4
33	179.4	185
34	185	190.27
35	190.27	191

Box Number	From (m)	To (m)

From (m)	To (m)	Interval (m)	Rock Type	Grain Size	Description	Shade	Colour	Texture	Alteration	Intensity	Mineral	Conc.
0.00	4.92	4.92	CAS	--	casing no recovery							
						--	--	---	---	--	--	0

4.92	10.15	5.23	OVB	--	glacial till consisting of conglomerates, intrusive and other non-source rocks							
						--	--	---	---	--	--	0
10.15	16.60	6.45	CSL	FG	mostly rubbly weathered interval predominantly consisting of calcareous siltstone with small localized siliceous sections. Extensive quartz-carbonate veining throughout competent sections. Few small siliceous sections (darker grey) with the calcareous sections being lighter grey.							
						LT	GY		CLY	3I		
						DK	GY	RB	EPI	2I	--	0
									OXI	3I		
16.60	61.00	44.40	ICL	FG	intercalated calcareous siltstone and siltstone. Dark/light grey foliations throughout interval. Extensive calcite veining throughout with weak occurrences of quartz carbonate veining. Most veins weak-strongly oxidized. Localized rubbly sections moderate-strongly oxidized with weak occurrences of clay alteration in some. Trace fracture controlled Py mineralization throughout interval.							
						LT	GY	FO	OXI	3I	Py	0.5
						DK	GY		CLY	1I		
61.00	64.04	3.04	ICL	FG	intercalated calcareous and siliceous siltstone with both quartz and calcite veining throughout. Soft pale green alteration (sericite?) seen in sections throughout. Few localized rubbly sections. Weak to moderate blebby and fracture controlled sulphide mineralization present throughout interval. Few larger calcite veins with brecciated texture.							
						LT	GY	---	SER	3I	Sp	1
						LT	GN				Gn	0.5
						DK	GY				Py	1
											Po	0.5

From (m)	To (m)	Interval (m)	Rock Type	Grain Size	Description	Shade	Colour	Texture	Alteration	Intensity	Mineral	Conc.
64.04	64.50	0.46	FLR	MG	probable small fault. Sections of strongly oxidized gouge with sections of moderately clay/sericite altered brecciated rock. Interval moderate-strongly calcareous. Weak-moderate blebby sulphides present throughout. Possible beginning of skarnified zone.							
						LT	GN		CLY	4I	Gn	0.5
						DK	GN	BX	OXI	3I	Py	3
						DK	OR		SER	4I	Sp	1
64.50	69.86	5.36	ICL	FG	interval of intercalated calcareous and siliceous siltstone. Pervasive calcite veining throughout. Soft pale green alteration (sericite?) in localized sections and mineralizing several fractures. Chlorite also seen mineralizing in several fractures. Trace sulphides seen mineralizing within fractures and intestinally within brecciated zones cause by extensive calcite fracturing.							
						LT	GN		CHL	2I	Sp	0.1
						LT	GY				Py	2
						DK	GY	---	SER	3I	Po	0.1
											Gn	0.1
69.86	70.41	0.55	FLR	MG	strongly clay altered/gouge and brecciated section. Most of interval strongly calcareous. Small localized oxidation in one part.							
						LT	GY		CLY	4I		
						DK	GY	---	OXI	2I	Py	1
70.41	83.81	13.40	ICL	FG	predominantly altered interval. Probable skarn zone. Intercalated siliceous and calcareous siltstone with weak-strong chlorite alteration throughout. Soft pale green alteration (sericite?) seen also throughout interval. Calcite veining seen throughout entire interval occurring heavily between 73.50-77.50 where most of sulphides are mineralized. Several localized sections having brecciated textures. Small gouge sections at 82.62 (4cm thick). Weak-fair sulphides found in blebs or within fractures.							
						LT	GN		SER	3I	Py	0.5
						LT	GY				Sp	0.5
						DK	GN	---	CHL	3I	Py	2
						DK	GY		CLY	1I	Gn	0.5
83.81	84.25	0.44	ICL	FG	rubbly sections with small sections of gouge. Moderate chlorite alteration found in some of rubble.							
						LT	GY		CLY	3I		

From (m)	To (m)	Interval (m)	Rock Type	Grain Size	Description	Shade	Colour	Texture	Alteration	Intensity	Mineral	Conc.
						DK	GN	RB	CHL	2I	Py	1
						DK	GY					
84.25	110.10	25.85	ICL	FG	interval of intercalated calcareous and siliceous siltstone with localized rubbly sections throughout. Weak occurrences of clay alteration and gouge within rubbly sections. Pale dark and light green soft alteration seen in sections (chlorite and sericite respectively?). Small localized sections with brecciated texture predominantly caused from calcite veining. Veining mostly calcite composed with rare occurrences of siliceous veining. Weak mineralization of sulphides in blebs or within fractures.							
						LT	GN	---	CLY	2I	Po	1
						LT	GY		SER	2I	Sp	0.1
						DK	GY		CHL	3I	Gn	0.1
											Py	1
110.10	115.00	4.90	SSS	FG	interval of moderate sulphide mineralization. Mineralization predominantly in sections of pale dark green alteration (weak chlorite alteration) and mostly within fractures with few sections of replacement style. Fractures hosting mineralization mostly siliceous or quartz-composed. Small localized calcareous bands throughout. Chlorite mineralization forming within most mineralized fractures.							
						LT	GY		CHL	2I	Sp	2
						LT	GN				Py	1
						DK	GY	FO	BLE	3I	Cp	1
						DK	GN				Po	1
											Sp	1
											Gn	2
											Po	1
115.00	122.90	7.90	SSS	FG	predominantly siliceous siltstone interval with bleached sections. Weak-moderate mineralization mostly fracture controlled within both siliceous and calcareous fractures. Chlorite seen mineralizing within many fractures.							
						LT	GY	FO	CHL	2I	Sp	1
						DK	GY		BLE	3I	Po	2
											Gn	0.5
											Py	0.5
											Cp	0.1

From (m)	To (m)	Interval (m)	Rock Type	Grain Size	Description	Shade	Colour	Texture	Alteration	Intensity	Mineral	Conc.
122.90	131.00	8.10	CSL	FG	predominantly calcareous interval with unique convoluted texture. Brecciated sections throughout from calcite fracturing. Chlorite/weak clay alteration in sections. Trace sulphide mineralization forming small replacement blebs and within fractures.							
						LT	GN	---	CHL	3I	Sp	0.1
						LT	GY		CLY	1I	Po	0.5
						DK	GY				Gn	0.1
131.00	149.46	18.46	ICL	FG	intercalated siliceous/calcareous siltstone interval with extensive calcite fracturing throughout. Weak sulphides found mostly within fractures. Rubbly weakly clay/chlorite altered sections occurring near end of interval. Interval from 144.87-145.68 hosting most of Gn mineralization.							
						LT	GY				Gn	0.5
						DK	GY	FO	CHL	2I	Po	1
											Sp	0.1
149.46	191.00	41.54	ARG	FG	strongly calcareous argillite with pervasive calcite fracturing and rare occurrences of siliceous fracturing. Several calcite fractures have vuggy texture. Few calcite fractures hosting chlorite alteration.							
						DK	GY	---	---	--	Py	1
						--	BK					

Sample Log

KEG-12-063

Silver Range
Keg Zone

Archer,Cathro & Associates (1981) Limited

From (m)	To (m)	Interval (m)	Rock Type	Recovery (m)	Recovery %	Sample Number	BatchName	Batch Class	Standard	Blank	1/4 Dup	Coarse Dup
0.00	0.00	0.00	-QC-	0.00	0	K285350	12-071			☑	☐	☐
0.00	0.00	0.00	-QC-	0.00	0	K285357	12-071			☑	☐	☐
0.00	0.00	0.00	-QC-	0.00	0	K285375	12-071		K-2	☐	☐	☐
0.00	0.00	0.00	-QC-	0.00	0	K285381	12-075		K-3	☐	☐	☐
0.00	0.00	0.00	-QC-	0.00	0	K285390	12-075			☑	☐	☐
0.00	0.00	0.00	-QC-	0.00	0	K285346	12-071		K-3	☐	☐	☐
56.00	59.00	3.00	ICL	3.00	100	K285345	12-071			☐	☐	☐
59.00	60.87	1.87	ICL	1.77	95	K285347	12-071			☐	☐	☐
60.87	62.00	1.13	ICL	1.04	92	K285348	12-071			☐	☐	☐
62.00	63.00	1.00	ICL	0.82	82	K285349	12-071			☐	☐	☐
63.00	65.00	2.00	ICL	1.68	84	K285351	12-071			☐	☐	☐
65.00	68.00	3.00	ICL	2.80	93	K285352	12-071			☐	☐	☐
68.00	71.00	3.00	ICL	2.89	96	K285353	12-071			☐	☐	☐
71.00	74.00	3.00	ICL	3.00	100	K285354	12-071			☐	☐	☐
74.00	77.00	3.00	ICL	3.00	100	K285355	12-071			☐	☐	☐
77.00	78.00	1.00	ICL	1.00	100	K285356	12-071			☐	☐	☐
78.00	80.00	2.00	ICL	2.00	100	K285358	12-071			☐	☐	☐
80.00	83.00	3.00	ICL	3.00	100	K285359	12-071			☐	☐	☐
83.00	84.25	1.25	ICL	0.89	71	K285360	12-071			☐	☐	☐
84.25	86.00	1.75	ICL	1.30	74	K285361	12-071			☐	☐	☐
86.00	89.00	3.00	ICL	2.82	94	K285362	12-071			☐	☐	☐
89.00	92.00	3.00	ICL	3.00	100	K285363	12-071			☐	☐	☐
89.00	92.00	3.00	ICL	3.00	100	K285364	12-071			☐	☐	☑
92.00	95.00	3.00	ICL	3.00	100	K285365	12-071			☐	☐	☐
95.00	98.00	3.00	ICL	3.00	100	K285366	12-071			☐	☐	☐
98.00	101.00	3.00	ICL	1.30	43	K285367	12-071			☐	☐	☐
101.00	104.00	3.00	ICL	2.60	87	K285368	12-071			☐	☐	☐

From (m)	To (m)	Interval (m)	Rock Type	Recovery (m)	Recovery %	Sample Number	BatchName	Batch Class	Standard	Blank	1/4 Dup	Coarse Dup
104.00	107.00	3.00	ICL	2.74	91	K285369	12-071			☐	☐	☐
104.00	107.00	3.00	ICL	2.74	91	K285370	12-071			☐	☑	☐
107.00	110.00	3.00	ICL	3.00	100	K285371	12-071			☐	☐	☐
110.00	111.11	1.11	ICL	1.11	100	K285372	12-071			☐	☐	☐
111.11	112.16	1.05	ICL	1.04	99	K285373	12-071			☐	☐	☐
112.16	115.00	2.84	ICL	2.84	100	K285374	12-071			☐	☐	☐
115.00	117.00	2.00	ICL	2.00	100	K285376	12-071			☐	☐	☐
117.00	119.47	2.47	ICL	2.36	96	K285377	12-075			☐	☐	☐
119.47	122.00	2.53	ICL	2.53	100	K285378	12-075			☐	☐	☐
122.00	125.00	3.00	ICL	3.00	100	K285379	12-075			☐	☐	☐
125.00	128.00	3.00	ICL	2.67	89	K285380	12-075			☐	☐	☐
128.00	131.00	3.00	ICL	3.00	100	K285382	12-075			☐	☐	☐
131.00	134.00	3.00	ICL	3.00	100	K285383	12-075			☐	☐	☐
134.00	137.00	3.00	ICL	2.94	98	K285384	12-075			☐	☐	☐
137.00	140.00	3.00	ICL	3.00	100	K285385	12-075			☐	☐	☐
137.00	140.00	3.00	ICL	3.00	100	K285386	12-075			☐	☑	☐
140.00	143.00	3.00	ICL	2.96	99	K285387	12-075			☐	☐	☐
143.00	144.87	1.87	ICL	1.85	99	K285388	12-075			☐	☐	☐
144.87	146.00	1.13	ICL	1.02	90	K285389	12-075			☐	☐	☐
146.00	149.00	3.00	ICL	3.00	100	K285391	12-075			☐	☐	☐
149.00	152.00	3.00	ICL	3.00	100	K285392	12-075			☐	☐	☐
152.00	155.00	3.00	ARG	3.00	100	K285393	12-075			☐	☐	☐

From (m)	To (m)	Interval (m)	Recovery (m)	Recovery %	RQD	RQD %	Reactivity	Hardness	Weathering	Comments
0.00	4.92	4.92	0	0	0.00	0	0R	--	--	Casing, no recovery
4.92	5.00	0.08	0.08	100	0.00	0	3R	3H	2W	
5.00	8.00	3.00	2.21	74	0.00	0	1R	3H	2W	
8.00	11.00	3.00	2.02	67	0.00	0	3R	2H	2W	
11.00	14.00	3.00	2.89	96	0.40	13	3R	2H	2W	
14.00	17.00	3.00	2.8	93	0.13	4	3R	2H	2W	
17.00	20.00	3.00	3	100	0.56	19	3R	2H	2W	
20.00	23.00	3.00	2.94	98	1.52	51	3R	2H	3W	
23.00	26.00	3.00	3	100	1.10	37	3R	3H	3W	
26.00	29.00	3.00	3	100	2.26	75	1R	3H	2W	
29.00	32.00	3.00	2.93	98	1.97	66	3R	3H	2W	
32.00	35.00	3.00	3	100	1.46	49	3R	3H	2W	
35.00	38.00	3.00	2.97	99	1.29	43	3R	3H	2W	
38.00	41.00	3.00	2.97	99	2.14	71	3R	3H	2W	
41.00	44.00	3.00	3	100	2.08	69	3R	2H	3W	
44.00	47.00	3.00	3	100	1.63	54	3R	2H	3W	
47.00	50.00	3.00	3	100	0.59	20	3R	2H	3W	
50.00	53.00	3.00	3	100	0.76	25	3R	3H	3W	
53.00	56.00	3.00	2.83	94	1.09	36	3R	3H	3W	
56.00	59.00	3.00	3	100	0.70	23	3R	3H	3W	
59.00	62.00	3.00	3	100	0.64	21	1R	3H	2W	
62.00	65.00	3.00	2.81	94	0.82	27	3R	2H	2W	
65.00	68.00	3.00	2.8	93	1.16	39	1R	2H	1W	
68.00	71.00	3.00	2.89	96	1.25	42	3R	2H	1W	
71.00	74.00	3.00	3	100	1.88	63	3R	3H	2W	
74.00	77.00	3.00	3	100	1.99	66	3R	3H	1W	
77.00	80.00	3.00	3	100	2.01	67	3R	3H	1W	
80.00	83.00	3.00	3	100	2.20	73	1R	3H	1W	
83.00	86.00	3.00	2.23	74	0.84	28	3R	3H	1W	

From (m)	To (m)	Interval (m)	Recovery (m)	Recovery %	RQD	RQD %	Reactivity	Hardness	Weathering	Comments
86.00	89.00	3.00	2.82	94	0.14	5	3R	3H	1W	
89.00	92.00	3.00	3	100	0.00	0	1R	3H	1W	
92.00	95.00	3.00	3	100	1.30	43	1R	3H	1W	
95.00	98.00	3.00	3	100	1.03	34	1R	2H	1W	
98.00	101.00	3.00	1.3	43	0.24	8	0R	2H	2W	Rod pull, poor recovery.
101.00	104.00	3.00	2.6	87	0.72	24	0R	3H	1W	
104.00	107.00	3.00	2.74	91	0.53	18	0R	3H	1W	
107.00	110.00	3.00	3	100	1.20	40	0R	3H	1W	
110.00	113.00	3.00	3	100	1.25	42	0R	3H	1W	
113.00	116.00	3.00	2.69	90	1.00	33	0R	3H	1W	
116.00	119.00	3.00	2.64	88	0.95	32	0R	3H	2W	
119.00	122.00	3.00	3	100	0.97	32	0R	3H	1W	
122.00	125.00	3.00	3	100	0.79	26	3R	3H	1W	
125.00	128.00	3.00	2.67	89	1.66	55	3R	3H	1W	
128.00	131.00	3.00	3	100	2.00	67	3R	3H	1W	
131.00	134.00	3.00	3	100	2.15	72	3R	3H	1W	6 cm of stick-up
134.00	137.00	3.00	2.94	98	1.62	54	3R	3H	1W	
137.00	140.00	3.00	3	100	2.15	72	3R	3H	1W	6 cm of stick-up
140.00	143.00	3.00	2.96	99	1.49	50	3R	3H	1W	
143.00	146.00	3.00	2.96	99	1.52	51	3R	3H	1W	
146.00	149.00	3.00	3	100	0.67	22	3R	3H	1W	
149.00	152.00	3.00	3	100	1.47	49	3R	3H	1W	
152.00	155.00	3.00	3	100	0.95	32	3R	3H	1W	
155.00	158.00	3.00	3	100	1.91	64	3R	3H	1W	
158.00	161.00	3.00	2.98	99	2.02	67	3R	4H	1W	
161.00	164.00	3.00	3	100	2.49	83	3R	3H	1W	
164.00	167.00	3.00	3	100	2.51	84	3R	3H	1W	7 cm of stick-up
167.00	170.00	3.00	2.75	92	1.83	61	3R	3H	1W	
170.00	173.00	3.00	3	100	0.94	31	3R	3H	1W	
173.00	176.00	3.00	3	100	1.02	34	3R	3H	1W	
176.00	179.00	3.00	3	100	0.68	23	3R	3H	1W	

From (m)	To (m)	Interval (m)	Recovery (m)	Recovery %	RQD	RQD %	Reactivity	Hardness	Weathering	Comments
179.00	182.00	3.00	2.92	97	1.07	36	3R	3H	1W	
182.00	185.00	3.00	2.9	97	1.05	35	3R	3H	1W	
185.00	188.00	3.00	3	100	1.52	51	3R	3H	1W	
188.00	191.00	3.00	3	100	1.49	50	3R	3H	1W	13 cm of stick-up: end of hole

Depth (m)	Magnetic Susceptibility	Rock Type	Comments
1	0	CAS	Casing, no recovery
2	0	CAS	Casing, no recovery
3	0	CAS	Casing, no recovery
4	0	CAS	Casing, no recovery
5	0	OVB	Rubble
6	0	OVB	Rubble
7	0	OVB	Rubble
8	0	OVB	Rubble
9	0	OVB	Rubble
10	0	OVB	Rubble
11	0	ICL	Rubble
12	0	ICL	Rubble
13	0.01	ICL	
14	0.07	ICL	
15	0.02	ICL	
16	0.02	ICL	
17	0.09	ICL	
18	0.04	ICL	
19	0.07	ICL	
20	0.03	ICL	
21	0.06	ICL	
22	0.06	ICL	
23	0.12	ICL	
24	0.01	ICL	
25	0.14	ICL	
26	0.22	ICL	
27	0.22	ICL	
28	0.07	ICL	
29	0.06	ICL	

Depth (m)	Magnetic Susceptibility	Unit	Comments
30	0.05	ICL	
31	0.06	ICL	
32	0.1	ICL	
33	0.02	ICL	
34	0.04	ICL	
35	0.16	ICL	
36	0.06	ICL	
37	0.1	ICL	
38	0.05	ICL	
39	0.14	ICL	
40	0.07	ICL	
41	0.29	ICL	
42	0.02	ICL	
43	0.02	ICL	
44	0.14	ICL	
45	0.03	ICL	
46	0.03	ICL	
47	0.16	ICL	
48	0.08	ICL	
49	0.35	ICL	
50	0.08	ICL	
51	0.24	ICL	
52	0	ICL	Rubble
53	0.15	ICL	
54	0.1	ICL	
55	0.08	ICL	
56	0.05	ICL	
57	0.02	ICL	
58	0.09	ICL	

Depth (m)	Magnetic Susceptibility	Rock Type	Comments
59	0.1	ICL	
60	0.15	ICL	
61	1.67	ICL	
62	3.61	ICL	
63	2	ICL	
64	0.12	ICL	
65	0.01	ICL	
66	0.78	ICL	
67	0.26	ICL	
68	2.4	ICL	
69	0.13	ICL	
70	0	ICL	Gouge
71	0.38	ICL	
72	0.01	ICL	
73	0.22	ICL	
74	0.11	ICL	
75	0.03	ICL	
76	0	ICL	
77	0.17	ICL	
78	0.17	ICL	
79	0.08	ICL	
80	0.58	ICL	
81	0.02	ICL	
82	0	ICL	
83	0.02	ICL	
84	0	ICL	Rubble
85	5.42	ICL	
86	1.8	ICL	
87	2.08	ICL	
88	1.09	ICL	
89	0.96	ICL	

Depth (m)	Magnetic Susceptibility	Unit	Comments
90	1.16	ICL	
91	0	ICL	Rubble
92	1.72	ICL	
93	1.5	ICL	
94	0.06	ICL	
95	0.09	ICL	
96	0.02	ICL	
97	1.13	ICL	
98	0.54	ICL	
99	0.15	ICL	
100	0.21	ICL	
101	0.49	ICL	
102	0.39	ICL	
103	1.11	ICL	
104	1.22	ICL	
105	0.59	ICL	
106	0.78	ICL	
107	0.43	ICL	
108	0.04	ICL	
109	0.41	ICL	
110	0.44	ICL	
111	1.32	ICL	
112	1.44	ICL	
113	0.72	ICL	
114	1.08	ICL	
115	0.5	ICL	
116	1.63	ICL	
117	1.77	ICL	
118	4.83	ICL	
119	1.24	ICL	
120	0.67	ICL	

Depth (m)	Magnetic Susceptibility	Rock Type	Comments
121	1.32	ICL	
122	1.72	ICL	
123	1.64	ICL	
124	0.04	ICL	
125	0.09	ICL	
126	0.2	ICL	
127	0.14	ICL	
128	0.56	ICL	
129	1.99	ICL	
130	0.23	ICL	
131	0.31	ICL	
132	0.3	ICL	
133	0.13	ICL	
134	0	ICL	
135	0.79	ICL	
136	0.23	ICL	
137	0.2	ICL	
138	0.1	ICL	
139	0	ICL	
140	0.01	ICL	
141	0.63	ICL	
142	0.1	ICL	
143	0.18	ICL	
144	0.03	ICL	
145	0.08	ICL	
146	0.53	ICL	
147	0.26	ICL	
148	0.36	ICL	
149	0.11	ICL	
150	0	ARG	
151	0.01	ARG	
152	0.15	ARG	
153	0.06	ARG	
154	0.02	ARG	
155	0	ARG	
156	0.2	ARG	
157	0	ARG	
158	0	ARG	
159	0.67	ARG	
160	0.05	ARG	
161	0.06	ARG	
162	0.49	ARG	
163	0	ARG	
164	0.05	ARG	
165	0	ARG	
166	0	ARG	
167	0.18	ARG	
168	0.01	ARG	
169	0	ARG	
170	0	ARG	
171	0.09	ARG	
172	0	ARG	
173	0	ARG	Rubble
174	0.03	ARG	
175	0	ARG	
176	0.02	ARG	
177	0.27	ARG	
178	0	ARG	Rubble
179	0.38	ARG	
180	0.49	ARG	
181	0.24	ARG	
182	0.18	ARG	

Depth (m)	Magnetic Susceptibility	Rock Type	Comments
183	0.53	ARG	
184	0.01	ARG	
185	0.63	ARG	
186	0.22	ARG	
187	0.54	ARG	
188	0.82	ARG	
189	0.14	ARG	
190	0.69	ARG	
191	0	ARG	End of hole

Depth (m)	Magnetic Susceptibility	Unit	Comments

Hole Name

Hole Name	From (m)	Length (m)	Core Size	Rock Type	Weight in Air (g)	Weight in Water (g)	Density (g/cm3)	Specific Gravity	Comments
KEG-12-063									
	26.84	12.5	NQ2	ICL	689.1	345.5	2.7	2.0	foliated intercalated siliceous and calcarious siltstone with calcite fractureing
	65.3	11.7	NQ2	ICL	583.6	436	2.5	4.0	brecciated heavily fractured with calcite. Chlorite alteration throughout. Po/Py mineralization within fractures.
	110.94	11.8	NQ2	ICL	651	417	2.7	2.8	bleached foliated siliceous siltstone with weak sulphides within siliceous fractures
	143.23	13.2	NQ2	ICL	709.1	447	2.7	2.7	calcarious siltstone with trace blebby Po/Sp
	176.98	12.5	NQ2	ARG	671.7	424.5	2.7	2.7	argillite with few small calcite veinlets

Keg - Silver Range

Archer, Cathro & Associates (1981) Limited

Grid East	Grid North	Easting	Northing	Elevation	Depth (m)
		586927	6940005	1020.53	20

ZONE: Keg

SECTION: 11+040

HOLE: KEG-12-064

CLAIM: YD11783

Contractor: Top Rank

Drill: 1

Core Size: NQ2

Casing Depth: 4.17m, Out

Drilling Dates: Aug 09 - Aug 10, 2012

Geology Logged By: B. Turner

SURVEY			
Depth (m)	Azimuth	Dip	Method
0	340	-50	Compass
15	340	-50	Compass

TARGET:

SUMMARY			
From (m)	To (m)	Interval (m)	Rock Type
0	3.1	3.1	CAS
3.1	20	16.9	SSS

SAMPLES	
Numbers:	
Total:	1
Batch:	
Certificates:	

COMMENTS

Hole terminated due to blocky ground. Restarted as Keg-12-065

Box Log

KEG-12-064

Silver Range
Keg Zone

Archer,Cathro & Associates (1981) Limited

Box Number	From (m)	To (m)
1	3.1	8.11
2	8.11	12.95
3	12.95	18.85
4	18.85	20

Box Number	From (m)	To (m)

Box Number	From (m)	To (m)

KEG-12-064

From (m)	To (m)	Interval (m)	Rock Type	Grain Size	Description	Shade	Colour	Texture	Alteration	Intensity	Mineral	Conc.
0.00	3.10	3.10	CAS	--	casing no recovery							
						--	--	---	---	--	--	0

3.10	20.00	16.90	SSS	FG	siliceous siltstone unit with localized calcareous sections mostly near top of hole. Bladed calcite seen in calcareous sections. Sections of rubble throughout interval. Chlorite alteration seen mineralizing several fractures. Oxidation seen on most fracture faces and in small localized sections. Clay alteration also seen in small localized sections. Trace Po mineralization found within few fractures.							
						LT	GN		CHL	2I		
						LT	GY		OXI	3I		
						DK	GY	RB	CLY	2I	Pb	1

KEG-12-064

From (m)	To (m)	Interval (m)	Recovery (m)	Recovery %	RQD	RQD %	Reactivity	Hardness	Weathering	Comments
0.00	3.10	3.10	0	0	0.00	0	0R	--	--	casing no recovery
3.10	5.00	1.90	1.9	100	0.00	0	3R	3H	3W	
5.00	8.00	3.00	2.63	88	0.45	15	3R	3H	3W	
8.00	11.00	3.00	2.72	91	0.00	0	3R	3H	3W	
11.00	14.00	3.00	2.54	85	0.00	0	1R	3H	3W	
14.00	17.00	3.00	2.93	98	0.49	16	1R	3H	2W	
17.00	20.00	3.00	1.47	49	0.00	0	1R	3H	3W	

KEG-12-064

Depth (m)	Magnetic Susceptibility	Rock Type	Comments
1	0	CAS	casing
2	0	CAS	casing
3	0	CAS	casing
4	0	SSS	rubble
5	0	SSS	rubble
6	0.28	SSS	
7	0.03	SSS	
8	0.49	SSS	
9	0.13	SSS	
10	0.09	SSS	
11	0.16	SSS	
12	0.1	SSS	
13	0.01	SSS	
14	0.17	SSS	
15	0.37	SSS	
16	0.17	SSS	
17	0.04	SSS	
18	0.19	SSS	
19	0.96	SSS	
20	0.42	SSS	

Depth (m)	Magnetic Susceptibility	Unit	Comments

Hole Name

Hole Name	From (m)	Length (m)	Core Size	Rock Type	Weight in Air (g)	Weight in Water (g)	Density (g/cm3)	Specific Gravity	Comments
KEG-12-064									
	20	100	NQ2	SSS	100	100	0.1	######	no density taken

Keg - Silver Range

Archer, Cathro & Associates (1981) Limited

Grid East	Grid North	Easting	Northing	Elevation	Depth (m)
		586927	6940005	1020.53	383

ZONE: Keg

SECTION: 11+040

HOLE: KEG-12-065

CLAIM: YD11783

Contractor: Top Rank

Drill: 1

Core Size: NQ2

Casing Depth: 4.17m, Out

Drilling Dates: Aug 10 - Aug 16, 2012

Geology Logged By: L. Tan

SURVEY			
Depth (m)	Azimuth	Dip	Method
0	340	-50	Compass
383	352	-48.9	Ranger

TARGET:

SUMMARY			
From (m)	To (m)	Interval (m)	Rock Type
0	4.17	4.17	CAS
4.17	4.64	0.47	OVB
4.64	23.17	18.53	ICL
23.17	37.73	14.56	FLR
37.73	57.46	19.73	ARG
57.46	213.48	156.02	ICL
213.48	245.45	31.97	FLR
245.45	270.03	24.58	ICL
270.03	281.89	11.86	SSS
281.89	311.37	29.48	ICL
311.37	354.23	42.86	SLT
354.23	383	28.77	ICL

SAMPLES	
Numbers:	K285394 to K285517
Total:	127
Batch:	075, 078, 080, 081
Certificates:	WH12193344, WH12193365, WH12194658, WH12199321, WH12213501

COMMENTS

Redrill of Keg-12-064

Box Log

KEG-12-065

Silver Range
Keg Zone

Archer,Cathro & Associates (1981) Limited

Box Number	From (m)	To (m)
1	4.17	10.72
2	10.72	15.99
3	15.99	21.13
4	21.13	26.05
5	26.05	30.88
6	30.88	35.96
7	35.96	41.12
8	41.12	46.84
9	46.84	52.17
10	52.17	57.7
11	57.7	62.55
12	62.55	67.36
13	67.36	72.27
14	72.27	77.55
15	77.55	83
16	83	88.57
17	88.57	94.14
18	94.14	99.54
19	99.54	105.22
20	105.22	110.76
21	110.76	116
22	116	121.55
23	121.55	126.83
24	126.83	132.31
25	132.31	137.76
26	137.76	143.19
27	143.19	148.81
28	148.81	154.24
29	154.24	159.53
30	159.53	164.54
31	164.54	170
32	170	174.93
33	174.93	180.38
34	180.38	185.77
35	185.77	191.28
36	191.28	196.75
37	196.75	201.91
38	201.91	207.46
39	207.46	212.73
40	212.73	218.15
41	218.15	223.48
42	223.48	229.25
43	229.25	234.7
44	234.7	239.93
45	239.93	245.15
46	245.15	250.54
47	250.54	255.66
48	255.66	261.17
49	261.17	266.32
50	266.32	271.63
51	271.63	277.25
52	277.25	282.8
53	282.8	288.13
54	288.13	292.88
55	292.88	297.94
56	297.94	303.12
57	303.12	308.53
58	308.53	312.97
59	312.97	318.44
60	318.44	323.68
61	323.68	329
62	329	334.32
63	334.32	339.2
64	339.2	344.4
65	344.4	349.6
66	349.6	354.74
67	354.74	359.84
68	359.84	365.45
69	365.45	371.1
70	371.1	376.86
71	376.86	380
72	380	383

From (m)	To (m)	Interval (m)	Rock Type	Grain Size	Description	Shade	Colour	Texture	Alteration	Intensity	Mineral	Conc.
0.00	4.17	4.17	-?-	--	Same as general.							
						--	--	---	---	--	--	0
4.17	4.64	0.47	-?-	--	Same as general.							
						--	--	---	---	--	--	0
4.64	23.17	18.53	ICL	FG	Same as general.							
						MD	GY		OXI	1I	Cp	0.1
						LT	GN	FO	CLS	2I	Po	0.5
						LT	GY		CHL	1I		
									SER	2I		
23.17	26.00	2.83	FLR	FG	Intermittently brecciated and gouged fault rock with siliceous clasts. Trace fine grained pyrrhotite present in veinlets. Fine grained blebs of pyrite present in brecciated subsections.							
						MD	GY		CHL	2I	Po	0.5
						--	OR	BX	OXI	3I	Py	0.5
26.00	29.25	3.25	ICL	FG	Intercalated siltstone/limestone subsection with quartz-carbonate fracture and veinlet infill, hosting trace pyrrhotite occurring with less abundant chalcopyrite and sphalerite.							
						MD	GY	---	CHL	1I	Po	0.5
											Cp	0.2
									OXI	1I	Sp	0.1
29.25	37.73	8.48	FLR	FG	Brecciated fault rock with rubbly subsections and intermittent sections of gouge. Interval has weak chlorite and moderate sericite alteration. Pyrite is present as disseminated blebs. Sphalerite is locally present as fracture infill. Clasts and matrix are dominantly siliceous with localized calcareous sections and veinlets.							
						LT	GN	RB	SER	3I	Sp	0.1
						LT	GY	BX	OXI	2I	Py	0.3
									CHL	2I		
									CLY	1I		
33.73	57.46	23.73	ARG	FG	Same as general.							
						MD	GY					
						--	BK	FR	---	--	Py	0.5

From (m)	To (m)	Interval (m)	Rock Type	Grain Size	Description	Shade	Colour	Texture	Alteration	Intensity	Mineral	Conc.
57.46	69.33	11.87	ICL	FG	Rubbly section with minor faulting and localized sections of gouge. Interval is weakly oxidized, sericite and clay altered. Trace pyrrhotite and pyrite is present in veinlets. Interval 67.80 m to 69.33 m is brecciated with calcareous infill.							
						MD	GY	RB	CLY	2I	Py	0.1
						--	BF		CHL	1I	Po	0.3
									OXI	2I		
									SER	2I		
69.33	161.04	91.71	ICL	FG	Intercalated siltstone/ limestone with intermittent foliation and variable bleaching. Weak-fair sericite and calc-silicate alteration is intermittently present. Veinlets and fractures are both siliceous and calcareous, hosting pyrrhotite, sphalerite, chalcopyrite and localized medium grained galena. Pyrrhotite and galena are also present as localized 1-2 mm blebs.							
						MD	GY		OXI	1I	Cp	0.1
						LT	GY	FO	BLE	2I	Gn	0.1
									SER	2I	Gn	0.1
											Po	0.3
									CLS	2I	Po	0.1
											Sp	0.3
161.04	213.48	52.44	ICL	FG	Weakly chlorite and calc-silicate altered, intercalated siltstone/ limestone with variable bleaching and moderate sericite alteration. Interval is foliated, with localized sections of crackle breccia. Fine to medium grained galena, sphalerite, pyrrhotite and chalcopyrite is present in veinlets and fractures. Strongly bleached sections with weak sericite alteration host disseminated, 1-2 mm blebs of pyrrhotite and sphalerite, with chlorite alteration halos.							
						MD	GN		CLS	2I	Sp	0.2
						LT	GN	FO	BLE	2I	Cp	0.1
						LT	GY	BX	CHL	2I	Po	0.2
						DK	GY		SER	3I	Po	0.2
											Gn	0.3
											Sp	0.1
213.48	245.45	31.97	ICL	FG	Same as general.							
						MD	GY	FR	SER	3I	Gn	0.2

From (m)	To (m)	Interval (m)	Rock Type	Grain Size	Description	Shade	Colour	Texture	Alteration	Intensity	Mineral	Conc.
						MD	GN				Po	0.2
						LT	GN	BX	CHL	3I	Cp	0.1
						DK	GY				Py	0.2
						DK	GN				Sp	0.2
245.45	270.03	24.58	ICL	FG	Same as general.							
						MD	GN	FR	BLE	3I	Sp	0.2
						LT	GY		SER	2I	Gn	0.2
						LT	GN		CLS	2I	Cp	0.1
						DK	GY		CHL	2I	Sp	0.1
											Gn	0.1
											Po	0.1
											Po	0.1
270.03	281.89	11.86	SSS	FG	Same as general.							
						LT	GN	BX	CHL	1I	Po	0.1
						DK	GY		SER	2I	Py	0.2
											Po	0.2
											As	0.1
											Sp	0.2
									BLE	2I	Cp	0.1
											Cp	0.1
281.89	311.37	29.48	ICL	FG	Same as general.							
						MD	GY	---	BLE	2I	Cp	0.1
						LT	GY		SER	2I	Po	0.2
						LT	GN		CHL	2I	Po	0.1
											As	0.2
											Po	0.3
											Gn	0.3
									CLS	2I	Sp	0.3
											Py	0.2
311.37	354.23	42.86	SLT	FG	Same as general.							
						MD	GY	---	BLE	2I	Po	0.3
						DK	GY		SER	2I		
358.29	362.27	3.98	FLR	FG	Brecciated fault rock with calcareous matrix and dominantly calcareous clasts. Trace, fine grained pyrrhotite present in fractures. Localized gouge and vuggy calcite veins also present. Upper fault contact is oriented 60° TCA.							
						LT	GN	BX	SER	3I	Po	0.1

From (m)	To (m)	Interval (m)	Rock Type	Grain Size	Description	Shade	Colour	Texture	Alteration	Intensity	Mineral	Conc.
						LT	GY		CHL	2I		
362.27	383.00	20.73	ICL	FG	Same as general.							
						MD	GY	BX	CHL	2I	Sp	0.1
						LT	GY		CLS	2I	Gn	0.1
						LT	GN		SER	3I	Cp	0.1
											Po	0.2

KEG-12-065

From (m)	To (m)	Interval (m)	Rock Type	Recovery (m)	Recovery %	Sample Number	BatchName	Batch Class	Standard	Blank	1/4 Dup	Coarse Dup
0.00	0.00	0.00	-QC-	0.00	0	K285408	12-075		K-3	☐	☐	☐
0.00	0.00	0.00	-QC-	0.00	0	K285421	12-078		K-4	☐	☐	☐
0.00	0.00	0.00	-QC-	0.00	0	K285432	12-078		K-4	☐	☐	☐
0.00	0.00	0.00	-QC-	0.00	0	K285443	12-078			☑	☐	☐
0.00	0.00	0.00	-QC-	0.00	0	K285458	12-080		K-3	☐	☐	☐
0.00	0.00	0.00	-QC-	0.00	0	K285470	12-080			☑	☐	☐
0.00	0.00	0.00	-QC-	0.00	0	K285475	12-080		K-4	☐	☐	☐
0.00	0.00	0.00	-QC-	0.00	0	K285480	12-080			☑	☐	☐
0.00	0.00	0.00	-QC-	0.00	0	K285488	12-081		K-2	☐	☐	☐
0.00	0.00	0.00	-QC-	0.00	0	K285494	12-081			☑	☐	☐
0.00	0.00	0.00	-QC-	0.00	0	K285500	12-081		K-4	☐	☐	☐
0.00	0.00	0.00	-QC-	0.00	0	K285516	12-081			☑	☐	☐
0.00	0.00	0.00	-QC-	0.00	0	K285398	12-075			☑	☐	☐
20.00	23.00	3.00	ICL	3.00	100	K285394	12-075			☐	☐	☐
23.00	26.00	3.00	ICL	2.91	97	K285395	12-075			☐	☐	☐
26.00	29.00	3.00	FLR	3.00	100	K285396	12-075			☐	☐	☐
29.00	32.00	3.00	FLR	3.00	100	K285397	12-075			☐	☐	☐
32.00	35.00	3.00	FLR	3.00	100	K285399	12-075			☐	☐	☐
35.00	38.00	3.00	FLR	3.00	100	K285400	12-075			☐	☐	☐
38.00	39.50	1.50	ARG	1.50	100	K285401	12-075			☐	☐	☐
38.00	39.50	1.50	ARG	1.50	100	K285402	12-075			☐	☐	☑
57.50	59.00	1.50	ICL	1.40	93	K285403	12-075			☐	☐	☐
59.00	62.00	3.00	ICL	3.00	100	K285404	12-075			☐	☐	☐
62.00	65.00	3.00	ICL	3.00	100	K285405	12-075			☐	☐	☐
65.00	68.00	3.00	ICL	3.00	100	K285406	12-075			☐	☐	☐
68.00	71.00	3.00	ICL	3.00	100	K285407	12-075			☐	☐	☐
71.00	74.00	3.00	ICL	3.00	100	K285409	12-075			☐	☐	☐

From (m)	To (m)	Interval (m)	Rock Type	Recovery (m)	Recovery %	Sample Number	BatchName	Batch Class	Standard	Blank	1/4 Dup	Coarse Dup
74.00	77.00	3.00	ICL	2.99	100	K285410	12-075			☐	☐	☐
77.00	80.00	3.00	ICL	2.98	99	K285411	12-075			☐	☐	☐
80.00	83.00	3.00	ICL	2.84	95	K285412	12-075			☐	☐	☐
83.00	86.00	3.00	ICL	2.89	96	K285413	12-078			☐	☐	☐
86.00	89.00	3.00	ICL	3.00	100	K285414	12-078			☐	☐	☐
89.00	92.00	3.00	ICL	2.85	95	K285415	12-078			☐	☐	☐
89.00	92.00	3.00	ICL	2.85	95	K285416	12-078			☐	☑	☐
92.00	95.00	3.00	ICL	3.00	100	K285417	12-078			☐	☐	☐
95.00	98.00	3.00	ICL	3.00	100	K285418	12-078			☐	☐	☐
98.00	101.00	3.00	ICL	3.00	100	K285419	12-078			☐	☐	☐
101.00	104.00	3.00	ICL	2.91	97	K285420	12-078			☐	☐	☐
104.00	107.00	3.00	ICL	2.88	96	K285422	12-078			☐	☐	☐
107.00	110.00	3.00	ICL	3.00	100	K285423	12-078			☐	☐	☐
110.00	113.00	3.00	ICL	2.96	99	K285424	12-078			☐	☐	☐
113.00	116.00	3.00	ICL	3.00	100	K285425	12-078			☐	☐	☐
116.00	119.00	3.00	ICL	3.00	100	K285426	12-078			☐	☐	☐
116.00	119.00	3.00	ICL	3.00	100	K285427	12-078			☐	☐	☑
119.00	122.00	3.00	ICL	2.78	93	K285428	12-078			☐	☐	☐
122.00	125.00	3.00	ICL	2.96	99	K285429	12-078			☐	☐	☐
125.00	128.00	3.00	ICL	3.00	100	K285430	12-078			☐	☐	☐
128.00	131.00	3.00	ICL	3.00	100	K285431	12-078			☐	☐	☐
131.00	134.00	3.00	ICL	3.00	100	K285433	12-078			☐	☐	☐
134.00	137.00	3.00	ICL	3.00	100	K285434	12-078			☐	☐	☐
137.00	140.00	3.00	ICL	2.88	96	K285435	12-078			☐	☐	☐
140.00	143.00	3.00	ICL	3.00	100	K285436	12-078			☐	☐	☐
143.00	146.00	3.00	ICL	2.95	98	K285437	12-078			☐	☐	☐
143.00	146.00	3.00	ICL	2.95	98	K285438	12-078			☐	☑	☐
146.00	149.00	3.00	ICL	2.78	93	K285439	12-078			☐	☐	☐
149.00	152.00	3.00	ICL	3.00	100	K285440	12-078			☐	☐	☐

From (m)	To (m)	Interval (m)	Rock Type	Recovery (m)	Recovery %	Sample Number	BatchName	Batch Class	Standard	Blank	1/4 Dup	Coarse Dup
152.00	155.00	3.00	ICL	2.95	98	K285441	12-078			☐	☐	☐
155.00	158.00	3.00	ICL	3.00	100	K285442	12-078			☐	☐	☐
158.00	161.00	3.00	ICL	3.00	100	K285444	12-078			☐	☐	☐
161.00	164.00	3.00	ICL	3.00	100	K285445	12-078			☐	☐	☐
164.00	167.00	3.00	ICL	2.99	100	K285446	12-078			☐	☐	☐
167.00	170.00	3.00	ICL	2.98	99	K285447	12-078			☐	☐	☐
170.00	173.00	3.00	ICL	3.00	100	K285448	12-078			☐	☐	☐
173.00	176.00	3.00	ICL	3.00	100	K285449	12-080			☐	☐	☐
176.00	179.00	3.00	ICL	3.00	100	K285450	12-080			☐	☐	☐
179.00	182.00	3.00	ICL	3.00	100	K285451	12-080			☐	☐	☐
179.00	182.00	3.00	ICL	3.00	100	K285452	12-080			☐	☐	☑
182.00	185.00	3.00	ICL	2.82	94	K285453	12-080			☐	☐	☐
185.00	188.00	3.00	ICL	3.00	100	K285454	12-080			☐	☐	☐
188.00	191.00	3.00	ICL	2.94	98	K285455	12-080			☐	☐	☐
191.00	194.00	3.00	ICL	3.00	100	K285456	12-080			☐	☐	☐
194.00	197.00	3.00	ICL	3.00	100	K285457	12-080			☐	☐	☐
197.00	200.00	3.00	ICL	2.92	97	K285459	12-080			☐	☐	☐
200.00	203.00	3.00	ICL	3.00	100	K285460	12-080			☐	☐	☐
203.00	206.00	3.00	ICL	2.89	96	K285461	12-080			☐	☐	☐
206.00	209.00	3.00	ICL	2.95	98	K285462	12-080			☐	☐	☐
209.00	212.00	3.00	ICL	3.00	100	K285463	12-080			☐	☐	☐
209.00	212.00	3.00	ICL	3.00	100	K285464	12-080			☐	☑	☐
212.00	215.00	3.00	ICL	3.00	100	K285465	12-080			☐	☐	☐
215.00	218.00	3.00	FLR	3.00	100	K285466	12-080			☐	☐	☐
218.00	221.00	3.00	FLR	2.82	94	K285467	12-080			☐	☐	☐
221.00	224.00	3.00	FLR	2.85	95	K285468	12-080			☐	☐	☐
224.00	227.00	3.00	FLR	2.94	98	K285469	12-080			☐	☐	☐
227.00	230.00	3.00	FLR	2.20	73	K285471	12-080			☐	☐	☐
230.00	233.00	3.00	FLR	3.00	100	K285472	12-080			☐	☐	☐

From (m)	To (m)	Interval (m)	Rock Type	Recovery (m)	Recovery %	Sample Number	BatchName	Batch Class	Standard	Blank	1/4 Dup	Coarse Dup
233.00	236.00	3.00	FLR	2.96	99	K285473	12-080			☐	☐	☐
236.00	239.00	3.00	FLR	3.00	100	K285474	12-080			☐	☐	☐
239.00	242.00	3.00	FLR	3.00	100	K285476	12-080			☐	☐	☐
242.00	245.00	3.00	FLR	2.97	99	K285477	12-080			☐	☐	☐
245.00	248.00	3.00	FLR	3.00	100	K285478	12-080			☐	☐	☐
248.00	251.00	3.00	ICL	3.00	100	K285479	12-080			☐	☐	☐
251.00	254.00	3.00	ICL	3.00	100	K285481	12-080			☐	☐	☐
254.00	257.00	3.00	ICL	3.00	100	K285482	12-080			☐	☐	☐
257.00	260.00	3.00	ICL	3.00	100	K285483	12-080			☐	☐	☐
260.00	263.00	3.00	ICL	2.86	95	K285484	12-080			☐	☐	☐
263.00	266.00	3.00	ICL	3.00	100	K285485	12-081			☐	☐	☐
266.00	269.00	3.00	ICL	3.00	100	K285486	12-081			☐	☐	☐
269.00	272.00	3.00	ICL	3.00	100	K285487	12-081			☐	☐	☐
272.00	275.00	3.00	SSS	2.95	98	K285489	12-081			☐	☐	☐
275.00	278.00	3.00	SSS	2.94	98	K285490	12-081			☐	☐	☐
278.00	281.00	3.00	SSS	2.96	99	K285491	12-081			☐	☐	☐
281.00	284.00	3.00	SSS	3.00	100	K285492	12-081			☐	☐	☐
284.00	287.00	3.00	ICL	3.00	100	K285493	12-081			☐	☐	☐
287.00	290.00	3.00	ICL	2.87	96	K285495	12-081			☐	☐	☐
290.00	293.00	3.00	ICL	3.00	100	K285496	12-081			☐	☐	☐
293.00	296.00	3.00	ICL	2.95	98	K285497	12-081			☐	☐	☐
296.00	299.00	3.00	ICL	3.00	100	K285498	12-081			☐	☐	☐
299.00	302.00	3.00	ICL	3.00	100	K285499	12-081			☐	☐	☐
302.00	305.00	3.00	ICL	2.87	96	K285501	12-081			☐	☐	☐
305.00	308.00	3.00	ICL	3.00	100	K285502	12-081			☐	☐	☐
308.00	311.00	3.00	ICL	3.00	100	K285503	12-081			☐	☐	☐
311.00	314.00	3.00	ICL	2.73	91	K285504	12-081			☐	☐	☐
311.00	314.00	3.00	ICL	2.73	91	K285505	12-081			☐	☐	☑
353.00	356.00	3.00	SLT	2.94	98	K285506	12-081			☐	☐	☐

From (m)	To (m)	Interval (m)	Rock Type	Recovery (m)	Recovery %	Sample Number	BatchName	Batch Class	Standard	Blank	1/4 Dup	Coarse Dup
356.00	359.00	3.00	ICL	3.00	100	K285507	12-081			☐	☐	☐
359.00	362.00	3.00	ICL	2.94	98	K285508	12-081			☐	☐	☐
362.00	365.00	3.00	ICL	2.87	96	K285509	12-081			☐	☐	☐
365.00	368.00	3.00	ICL	3.00	100	K285510	12-081			☐	☐	☐
365.00	368.00	3.00	ICL	3.00	100	K285511	12-081			☐	☑	☐
368.00	371.00	3.00	ICL	3.00	100	K285512	12-081			☐	☐	☐
371.00	374.00	3.00	ICL	2.96	99	K285513	12-081			☐	☐	☐
374.00	377.00	3.00	ICL	2.78	93	K285514	12-081			☐	☐	☐
377.00	380.00	3.00	ICL	2.98	99	K285515	12-081			☐	☐	☐
380.00	383.00	3.00	ICL	2.97	99	K285517	12-081			☐	☐	☐

From (m)	To (m)	Interval (m)	Recovery (m)	Recovery %	RQD	RQD %	Reactivity	Hardness	Weathering	Comments
0.00	4.17	4.17	0	0	0.00	0	0R	--	--	Casing, no recovery
4.17	5.00	0.83	0.83	100	0.00	0	3R	3H	2W	
5.00	8.00	3.00	2.1	70	0.68	23	3R	2H	2W	
8.00	11.00	3.00	2.43	81	0.41	14	1R	3H	2W	
11.00	14.00	3.00	2.97	99	0.53	18	1R	3H	3W	
14.00	17.00	3.00	2.9	97	1.09	36	1R	3H	3W	
17.00	20.00	3.00	3	100	1.35	45	1R	2H	2W	
20.00	23.00	3.00	3	100	0.28	9	3R	3H	2W	
23.00	26.00	3.00	2.91	97	0.33	11	1R	2H	4W	
26.00	29.00	3.00	3	100	1.09	36	1R	3H	2W	
29.00	32.00	3.00	3	100	0.00	0	1R	2H	4W	
32.00	35.00	3.00	3	100	0.66	22	1R	2H	4W	
35.00	38.00	3.00	3	100	0.11	4	0R	2H	4W	
38.00	41.00	3.00	3	100	1.21	40	3R	4H	2W	
41.00	44.00	3.00	2.95	98	1.54	51	3R	4H	2W	
44.00	47.00	3.00	3	100	2.54	85	3R	4H	2W	
47.00	50.00	3.00	2.97	99	0.84	28	3R	4H	2W	
50.00	53.00	3.00	3	100	1.36	45	3R	4H	1W	
53.00	56.00	3.00	3	100	1.36	45	3R	4H	1W	
56.00	59.00	3.00	2.79	93	0.19	6	3R	2H	2W	
59.00	62.00	3.00	3	100	0.00	0	1R	2H	2W	
62.00	65.00	3.00	3	100	0.31	10	3R	2H	2W	
65.00	68.00	3.00	3	100	0.00	0	1R	2H	3W	
68.00	71.00	3.00	3	100	1.17	39	3R	3H	3W	
71.00	74.00	3.00	3	100	0.57	19	3R	2H	3W	
74.00	77.00	3.00	2.99	100	1.56	52	3R	3H	3W	
77.00	80.00	3.00	2.98	99	1.84	61	3R	3H	3W	
80.00	83.00	3.00	2.84	95	1.13	38	1R	3H	3W	
83.00	86.00	3.00	2.89	96	2.11	70	1R	3H	2W	

From (m)	To (m)	Interval (m)	Recovery (m)	Recovery %	RQD	RQD %	Reactivity	Hardness	Weathering	Comments
86.00	89.00	3.00	3	100	1.82	61	1R	3H	2W	
89.00	92.00	3.00	2.85	95	1.63	54	3R	3H	2W	
92.00	95.00	3.00	3	100	1.95	65	3R	4H	2W	
95.00	98.00	3.00	3	100	1.92	64	3R	3H	2W	
98.00	101.00	3.00	3	100	2.07	69	3R	3H	2W	
101.00	104.00	3.00	2.91	97	1.99	66	3R	4H	3W	
104.00	107.00	3.00	2.88	96	2.16	72	3R	4H	2W	
107.00	110.00	3.00	3	100	2.15	72	3R	3H	2W	
110.00	113.00	3.00	2.96	99	1.37	46	1R	3H	3W	
113.00	116.00	3.00	3	100	1.35	45	1R	3H	3W	
116.00	119.00	3.00	3	100	1.26	42	3R	4H	3W	
119.00	122.00	3.00	2.78	93	1.49	50	3R	3H	2W	
122.00	125.00	3.00	2.96	99	2.17	72	3R	3H	2W	
125.00	128.00	3.00	3	100	1.78	59	3R	3H	3W	
128.00	131.00	3.00	3	100	1.33	44	3R	3H	2W	
131.00	134.00	3.00	3	100	1.95	65	3R	4H	2W	
134.00	137.00	3.00	3	100	1.63	54	1R	4H	2W	
137.00	140.00	3.00	2.88	96	2.15	72	3R	4H	2W	
140.00	143.00	3.00	3	100	2.13	71	0R	3H	2W	
143.00	146.00	3.00	2.95	98	1.59	53	3R	3H	2W	
146.00	149.00	3.00	2.78	93	0.68	23	1R	4H	2W	
149.00	152.00	3.00	3	100	2.39	80	1R	4H	2W	13 cm of stick-up
152.00	155.00	3.00	2.95	98	2.03	68	1R	4H	2W	
155.00	158.00	3.00	3	100	1.60	53	1R	4H	2W	
158.00	161.00	3.00	3	100	0.77	26	1R	4H	2W	
161.00	164.00	3.00	3	100	0.89	30	1R	3H	1W	
164.00	167.00	3.00	2.99	100	1.59	53	1R	3H	1W	
167.00	170.00	3.00	2.98	99	1.04	35	1R	4H	1W	
170.00	173.00	3.00	3	100	0.82	27	1R	4H	1W	
173.00	176.00	3.00	3	100	1.18	39	1R	3H	1W	
176.00	179.00	3.00	3	100	1.56	52	1R	3H	1W	

From (m)	To (m)	Interval (m)	Recovery (m)	Recovery %	RQD	RQD %	Reactivity	Hardness	Weathering	Comments
179.00	182.00	3.00	3	100	1.38	46	1R	4H	1W	
182.00	185.00	3.00	2.82	94	1.79	60	1R	4H	1W	
185.00	188.00	3.00	3	100	1.91	64	1R	4H	1W	
188.00	191.00	3.00	2.94	98	1.88	63	1R	3H	1W	
191.00	194.00	3.00	3	100	2.06	69	1R	3H	1W	
194.00	197.00	3.00	3	100	1.68	56	3R	3H	1W	
197.00	200.00	3.00	2.92	97	1.13	38	1R	3H	1W	
200.00	203.00	3.00	3	100	0.98	33	1R	3H	1W	
203.00	206.00	3.00	2.89	96	1.16	39	3R	3H	1W	
206.00	209.00	3.00	2.95	98	2.24	75	3R	3H	1W	
209.00	212.00	3.00	3	100	1.35	45	3R	3H	1W	
212.00	215.00	3.00	3	100	1.13	38	3R	3H	1W	
215.00	218.00	3.00	3	100	0.96	32	3R	3H	1W	
218.00	221.00	3.00	2.82	94	0.43	14	3R	2H	1W	
221.00	224.00	3.00	2.85	95	0.93	31	3R	2H	1W	
224.00	227.00	3.00	2.94	98	0.49	16	3R	2H	1W	
227.00	230.00	3.00	2.2	73	0.00	0	3R	2H	1W	
230.00	233.00	3.00	3	100	1.26	42	1R	3H	1W	
233.00	236.00	3.00	2.96	99	1.68	56	1R	3H	1W	
236.00	239.00	3.00	3	100	1.13	38	1R	3H	1W	
239.00	242.00	3.00	3	100	1.61	54	3R	3H	1W	
242.00	245.00	3.00	2.97	99	1.14	38	3R	2H	1W	
245.00	248.00	3.00	3	100	0.70	23	3R	2H	1W	
248.00	251.00	3.00	3	100	0.85	28	3R	3H	1W	
251.00	254.00	3.00	3	100	0.63	21	3R	3H	1W	
254.00	257.00	3.00	3	100	1.85	62	1R	3H	1W	
257.00	260.00	3.00	3	100	1.07	36	1R	3H	1W	
260.00	263.00	3.00	2.86	95	1.96	65	1R	3H	1W	
263.00	266.00	3.00	3	100	1.31	44	1R	3H	1W	
266.00	269.00	3.00	3	100	1.14	38	1R	3H	1W	
269.00	272.00	3.00	3	100	0.71	24	1R	3H	1W	

From (m)	To (m)	Interval (m)	Recovery (m)	Recovery %	RQD	RQD %	Reactivity	Hardness	Weathering	Comments
272.00	275.00	3.00	2.95	98	1.76	59	0R	3H	1W	
275.00	278.00	3.00	2.94	98	0.87	29	1R	3H	1W	
278.00	281.00	3.00	2.96	99	1.29	43	1R	3H	1W	
281.00	284.00	3.00	3	100	0.36	12	1R	3H	1W	
284.00	287.00	3.00	3	100	1.17	39	3R	3H	1W	
287.00	290.00	3.00	2.87	96	1.00	33	3R	3H	1W	
290.00	293.00	3.00	3	100	0.86	29	3R	3H	1W	
293.00	296.00	3.00	2.95	98	1.10	37	3R	3H	1W	
296.00	299.00	3.00	3	100	0.77	26	3R	3H	1W	
299.00	302.00	3.00	3	100	0.73	24	1R	2H	1W	
302.00	305.00	3.00	2.87	96	1.61	54	1R	2H	1W	
305.00	308.00	3.00	3	100	1.72	57	3R	2H	1W	
308.00	311.00	3.00	3	100	0.40	13	3R	2H	1W	
311.00	314.00	3.00	1.73	58	1.19	40	1R	2H	1W	
314.00	317.00	3.00	2.74	91	0.43	14	0R	2H	1W	
317.00	320.00	3.00	2.91	97	0.40	13	0R	3H	1W	
320.00	323.00	3.00	2.73	91	0.36	12	0R	3H	1W	
323.00	326.00	3.00	3	100	0.21	7	0R	3H	1W	11 cm of stick-up
326.00	329.00	3.00	2.9	97	1.05	35	0R	3H	1W	
329.00	332.00	3.00	3	100	1.21	40	0R	2H	1W	
332.00	335.00	3.00	2.94	98	0.44	15	0R	2H	1W	
335.00	338.00	3.00	3	100	1.06	35	0R	2H	1W	
338.00	341.00	3.00	3	100	0.59	20	0R	2H	1W	
341.00	344.00	3.00	2.95	98	1.57	52	0R	2H	1W	
344.00	347.00	3.00	3	100	0.33	11	0R	2H	1W	9 cm of stick-up
347.00	350.00	3.00	2.94	98	1.40	47	0R	2H	1W	
350.00	353.00	3.00	3	100	0.57	19	0R	3H	1W	
353.00	356.00	3.00	2.94	98	0.64	21	1R	3H	1W	
356.00	359.00	3.00	3	100	0.26	9	1R	3H	1W	
359.00	362.00	3.00	2.94	98	1.12	37	3R	2H	1W	
362.00	365.00	3.00	2.87	96	1.84	61	1R	3H	1W	

From (m)	To (m)	Interval (m)	Recovery (m)	Recovery %	RQD	RQD %	Reactivity	Hardness	Weathering	Comments
365.00	368.00	3.00	3	100	1.89	63	1R	3H	1W	
368.00	371.00	3.00	3	100	2.16	72	1R	4H	1W	
371.00	374.00	3.00	2.96	99	1.46	49	3R	2H	1W	
374.00	377.00	3.00	2.78	93	1.10	37	3R	2H	1W	
377.00	380.00	3.00	2.98	99	0.88	29	3R	2H	1W	
380.00	383.00	3.00	2.97	99	1.95	65	1R	3H	1W	End of hole

Depth (m)	Magnetic Susceptibility	Rock Type	Comments
1	0	CAS	Casing, no recovery.
2	0	CAS	Casing, no recovery.
3	0	CAS	Casing, no recovery.
4	0	CAS	Casing, no recovery.
5	0.29	ICL	
6	0	ICL	
7	0.06	ICL	
8	0	ICL	Rubble
9	2.16	ICL	
10	0.5	ICL	
11	0.23	ICL	
12	1.67	ICL	
13	0	ICL	Rubble
14	0.72	ICL	
15	0.64	ICL	
16	1.04	ICL	
17	0.82	ICL	
18	0.09	ICL	
19	0.15	ICL	
20	0	ICL	
21	0.28	ICL	
22	1.05	ICL	
23	0.02	ICL	
24	0.04	FLR	
25	0.17	FLR	
26	0	FLR	
27	0.04	FLR	
28	0.42	FLR	
29	0	FLR	
30	0	FLR	Rubble
31	0	FLR	Rubble
32	0.15	FLR	
33	0.07	FLR	
34	0	FLR	
35	0	FLR	
36	0	FLR	Rubble
37	0	FLR	
38	0	ARG	
39	0.09	ARG	
40	0.05	ARG	
41	0	ARG	
42	0.11	ARG	
43	0.3	ARG	
44	0.05	ARG	
45	0	ARG	
46	0	ARG	
47	0.03	ARG	
48	0.14	ARG	
49	0	ARG	Rubble
50	0.04	ARG	
51	0	ARG	
52	0.02	ARG	
53	0	ARG	Rubble
54	0	ARG	Rubble
55	0	ARG	
56	0	ARG	
57	1.16	ARG	
58	0.07	ICL	

Depth (m)	Magnetic Susceptibility	Rock Type	Comments
59	0	ICL	
60	0	ICL	Rubble
61	0	ICL	Rubble
62	0	ICL	Rubble
63	0.09	ICL	
64	0.04	ICL	
65	0	ICL	Rubble
66	0	ICL	Rubble
66	0	ICL	Rubble
67	0	ICL	Rubble
68	0.08	ICL	
69	0	ICL	
70	1.97	ICL	
71	0.88	ICL	
72	0.15	ICL	
73	0.28	ICL	
74	0.82	ICL	
75	0.68	ICL	
76	0.66	ICL	
77	0.01	ICL	
78	0.03	ICL	
79	0.24	ICL	
80	0.05	ICL	
81	0.18	ICL	
82	0.89	ICL	
83	0.51	ICL	
84	0.02	ICL	
85	0.1	ICL	
86	0.06	ICL	
87	1.21	ICL	
88	0.39	ICL	

Depth (m)	Magnetic Susceptibility	Unit	Comments
89	0.05	ICL	
90	1.36	ICL	
91	0.02	ICL	
92	0.27	ICL	
93	0.13	ICL	
94	1.18	ICL	
95	0.14	ICL	
96	0.41	ICL	
97	0.1	ICL	
98	0.09	ICL	
99	0.2	ICL	
100	0.12	ICL	
101	1.48	ICL	
102	0.34	ICL	
103	0.08	ICL	
104	0.66	ICL	
105	1.2	ICL	
106	0.7	ICL	
107	0.53	ICL	
108	0	ICL	
109	0.21	ICL	
110	0.77	ICL	
111	0.4	ICL	
112	2.16	ICL	
113	0.54	ICL	
114	0.52	ICL	
115	2.02	ICL	
116	1.7	ICL	
117	0.13	ICL	
118	0.11	ICL	
119	0.56	ICL	

Depth (m)	Magnetic Susceptibility	Rock Type	Comments
120	1.12	ICL	
121	0.6	ICL	
122	0.45	ICL	
123	0.86	ICL	
124	0.18	ICL	
125	0.63	ICL	
126	0.02	ICL	
127	0.34	ICL	
128	0.17	ICL	
129	0.43	ICL	
130	0.3	ICL	
131	0.6	ICL	
132	0.03	ICL	
133	0.17	ICL	
134	1.17	ICL	
135	0.56	ICL	
136	0.2	ICL	
137	0.16	ICL	
138	0.94	ICL	
139	1.3	ICL	
140	0.83	ICL	
141	0.13	ICL	
142	0.52	ICL	
143	0.56	ICL	
144	1.25	ICL	
145	0.54	ICL	
146	0.05	ICL	
147	0	ICL	
148	0.53	ICL	
149	0.1	ICL	
150	0.66	ICL	

Depth (m)	Magnetic Susceptibility	Unit	Comments
151	0.02	ICL	
152	0.26	ICL	
153	0.42	ICL	
154	0	ICL	
155	2.06	ICL	
156	0.05	ICL	
157	0.22	ICL	
158	0.15	ICL	
159	0.44	ICL	
160	0.26	ICL	
161	0.2	ICL	
162	2.18	ICL	
163	0.01	ICL	
164	0.45	ICL	
165	0.26	ICL	
166	0.04	ICL	
167	1.79	ICL	
168	0.05	ICL	
169	1.26	ICL	
170	1.65	ICL	
171	1.01	ICL	
172	0.13	ICL	
173	0.39	ICL	
174	0.03	ICL	
175	0.01	ICL	
176	1.11	ICL	
177	0.82	ICL	
178	2.09	ICL	
179	4.58	ICL	
180	0.17	ICL	
181	0.76	ICL	

Depth (m)	Magnetic Susceptibility	Rock Type	Comments
182	0.5	ICL	
183	1.81	ICL	
184	0.11	ICL	
185	0.46	ICL	
186	0.44	ICL	
187	0.59	ICL	
188	1.91	ICL	
189	0.17	ICL	
190	1.49	ICL	
191	0	ICL	
192	0	ICL	
193	0.02	ICL	
194	0	ICL	
195	0.08	ICL	
196	0	ICL	
197	0	ICL	
198	0.1	ICL	
199	0	ICL	
200	0.02	ICL	
201	0.94	ICL	
202	1.55	ICL	
203	1.53	ICL	
204	0.21	ICL	
205	0.07	ICL	
206	0.03	ICL	
207	0.03	ICL	
208	0.05	ICL	
209	1.61	ICL	
210	0.09	ICL	
211	0.04	ICL	
212	0.19	ICL	

Depth (m)	Magnetic Susceptibility	Unit	Comments
213	0.03	ICL	
214	0.04	FLR	
215	0	FLR	
216	0.09	FLR	
217	0.08	FLR	
218	0.05	FLR	
219	0	FLR	
220	0	FLR	
221	0.24	FLR	
222	0.04	FLR	
223	0	FLR	
224	0.21	FLR	
225	0.05	FLR	
226	0	FLR	Rubble
227	0	FLR	
228	0.05	FLR	
229	0.05	FLR	
230	0	FLR	
231	0.04	FLR	
232	0	FLR	
233	0.11	FLR	
234	0	FLR	
235	0	FLR	
236	0.05	FLR	
237	1	FLR	
238	0.34	FLR	
239	0	FLR	
240	0.16	FLR	
241	2.94	FLR	
242	0	FLR	
243	0.14	FLR	

Depth (m)	Magnetic Susceptibility	Rock Type	Comments
244	0	FLR	
245	0.2	FLR	
246	0.15	ICL	
247	0.03	ICL	
248	0.52	ICL	
249	0.14	ICL	
250	0.07	ICL	
251	0.02	ICL	
252	0.25	ICL	
253	1.06	ICL	
254	0.02	ICL	
255	0.01	ICL	
256	0.4	ICL	
257	0	ICL	
258	0	ICL	
259	0	ICL	
260	0.32	ICL	
261	0.23	ICL	
262	0.15	ICL	
263	0.05	ICL	
264	0	ICL	
265	0.06	ICL	
266	1.19	ICL	
267	1.02	ICL	
268	0.17	ICL	
269	0.11	ICL	
270	0.18	ICL	
271	0.53	SSS	
272	0.21	SSS	
273	0.11	SSS	
274	1.3	SSS	

Depth (m)	Magnetic Susceptibility	Unit	Comments
275	0.77	SSS	
276	0	SSS	
277	0.44	SSS	
278	0.34	SSS	
279	0.72	SSS	
280	0.28	SSS	
281	0	SSS	
282	0.33	ICL	
283	1.12	ICL	
284	0.06	ICL	
285	0.01	ICL	
286	0.05	ICL	
287	0	ICL	
288	1.47	ICL	
289	0.02	ICL	
290	0	ICL	
291	0.5	ICL	
292	0.06	ICL	
293	1.22	ICL	
294	0.33	ICL	
295	0.18	ICL	
296	0.41	ICL	
297	0	ICL	
298	0	ICL	
299	0.84	ICL	
300	0	ICL	
301	0	ICL	
302	0.92	ICL	
303	0.69	ICL	
304	0	ICL	
305	0.55	ICL	

Depth (m)	Magnetic Susceptibility	Rock Type	Comments
306	0.9	ICL	
307	0	ICL	
308	0.06	ICL	
309	1.62	ICL	
310	0.04	ICL	
311	0.24	ICL	
312	0.09	SLT	
313	0.18	SLT	
314	0	SLT	Rubble
315	0.48	SLT	
316	2.04	SLT	
317	0.87	SLT	
318	0	SLT	Rubble
319	1.88	SLT	
320	1.3	SLT	
321	1	SLT	
322	0.26	SLT	
323	0.12	SLT	
324	0.94	SLT	
325	1.15	SLT	
326	0.56	SLT	
327	0.35	SLT	
328	0.4	SLT	
329	0.69	SLT	
330	0.48	SLT	
331	0.35	SLT	
332	0.08	SLT	
333	0.65	SLT	
334	0.61	SLT	
335	0.15	SLT	
336	0.3	SLT	
337	0.16	SLT	
338	0.11	SLT	
339	1.49	SLT	
340	0.63	SLT	
341	1.48	SLT	
342	0.28	SLT	
343	1.1	SLT	
344	0.46	SLT	
345	0.17	SLT	
346	0.48	SLT	
347	0.09	SLT	
348	0.58	SLT	
349	0.31	SLT	
350	0.29	SLT	
351	0.03	SLT	
352	1.15	SLT	
353	0.64	SLT	
354	0.9	SLT	
355	0.13	ICL	
356	0.49	ICL	
357	0	ICL	Rubble
358	1.56	ICL	
359	0	ICL	
360	0.12	ICL	
361	0.01	ICL	
362	0	ICL	
363	0.07	ICL	
364	0.57	ICL	
365	0.28	ICL	
366	1.69	ICL	
367	0.58	ICL	

Depth (m)	Magnetic Susceptibility	Rock Type	Comments
368	1.6	ICL	
369	0.92	ICL	
370	0.02	ICL	
371	0.04	ICL	
372	0.11	ICL	
373	0.02	ICL	
374	0.1	ICL	
375	0.05	ICL	
376	0	ICL	
377	0.62	ICL	
378	0.91	ICL	
379	1.05	ICL	
380	0.02	ICL	
381	0.45	ICL	
382	1.85	ICL	
383	0.2	ICL	End of hole

Depth (m)	Magnetic Susceptibility	Unit	Comments

Hole Name	From (m)	Length (m)	Core Size	Rock Type	Weight in Air (g)	Weight in Water (g)	Density (g/cm3)	Specific Gravity	Comments
KEG-12-065									
	11.68	11.8	NQ2	ICL	642.2	406.5	2.7	2.7	Medium grey, intercalated siliceous siltstone and limey siltstone. Mineralization present in quartz veinlets (blebby, medium grained).
	42.92	12	NQ2	ARG	639.7	400	2.6	2.7	Black-dark grey argillite with no mineralization and pervasive calcite veinlets.
	127.82	11.3	NQ2	ICL	600.9	378	2.6	2.7	Foliated, intercalated siltstone/ limestone with no mineralization.
	154	10.6	NQ2	ICL	590.4	380.9	2.8	2.8	Weakly fractured, bleached siliceous siltstone, with fine grained pyrrhotite, chalcopyrite and sphalerite present in fractures.
	188.18	13.8	NQ2	ICL	750.5	473	2.7	2.7	Medium grey, partially brecciated, foliated siliceous siltstone. Quartz veinlets host weak, medium grained sulphides.
	192.12	11.4	NQ2	ICL	606.8	319.3	2.6	2.1	Weakly bleached, foliated siliceous siltstone with trace fine grained pyrrhotite, chalcopyrite and sphalerite in fractures.
	225.44	12.4	NQ2	FLR	638.1	384.5	2.6	2.5	Medium green, brecciated siltstone and limey siltstone with no mineralization present.

Hole Name	From (m)	Length (m)	Core Size	Rock Type	Weight in Air (g)	Weight in Water (g)	Density (g/cm3)	Specific Gravity	Comments
	237.2	14.8	NQ2	FLR	788.5	491	2.6	2.7	Medium-dark grey siliceous siltstone with hairline quartz veinlets that contain blebby, medium grained mineralization.
	265	11.5	NQ2	ICL	626.9	396.8	2.7	2.7	Medium grey to light green siltstone with quartz-carbonate fractures. Some disseminated mineralization present.
	302	13.9	NQ2	ICL	739	462.8	2.6	2.7	Light grey/ green siltstone (partially limey) with calcareous veinlets. Medium grained, blebby mineralization in disseminations.
	321.59	11.2	NQ2	SLT	580.8	363.4	2.6	2.7	Moderately fractured, dark grey siliceous siltstone. Fractures have quartz infill and host trace, fine grained pyrrhotite and chalcopyrite.
	361.54	11.1	NQ2	ICL	581.9	359.3	2.6	2.6	Calc-silicate altered limestone with minor siltstone, prominent 5 cm wide calcite veinlet and disseminated, fine grained sphalerite.
	369.19	12.7	NQ2	ICL	677.9	425.9	2.6	2.7	Weakly bleached siliceous siltstone with siliceous veinlets hosting trace, fine grained pyrrhotite.

Keg - Silver Range

Archer, Cathro & Associates (1981) Limited

Grid East	Grid North	Easting	Northing	Elevation	Depth (m)
		586016	6940159	1233.61	218

ZONE: Keg

SECTION: 10+240

HOLE: KEG-12-066

CLAIM: YD11779

Contractor: Top Rank

Drill: 2

Core Size: NQ2

Casing Depth: 4.93m, Out

Drilling Dates: Aug 14 - Aug 18, 2012

Geology Logged By: B. Turner

SURVEY			
Depth (m)	Azimuth	Dip	Method
0	340	-50	Compass
218	339	-51	Ranger

TARGET:

SUMMARY			
From (m)	To (m)	Interval (m)	Rock Type
0	4.93	4.93	CAS
4.93	98.65	93.72	SSS
98.65	111.69	13.04	FLR
111.69	218	106.31	SSS

SAMPLES	
Numbers:	K287429 to K287515
Total:	88
Batch:	079, 082, 084
Certificates:	WH12199320, WH12199322, WH12202883, WH12214666

COMMENTS
Redrill of Keg-12-061

Box Log

KEG-12-066

Silver Range
Keg Zone

Archer,Cathro & Associates (1981) Limited

Box Number	From (m)	To (m)
1	4.93	14
2	14	19.05
3	19.05	24.2
4	24.2	29
5	29	33.94
6	33.94	38.96
7	38.96	43.83
8	43.83	49.33
9	49.33	54.85
10	54.85	59.25
11	59.25	64.48
12	64.48	69.07
13	69.07	74.52
14	74.52	79.36
15	79.36	84.4
16	84.4	89.19
17	89.19	94.04
18	94.04	99.28
19	99.28	104.3
20	104.3	109.74
21	109.74	115.15
22	115.15	120.56
23	120.56	125.77
24	125.77	131
25	131	136.3
26	136.3	141.66
27	141.66	146.67
28	146.67	151.69
29	151.69	156.72
30	156.72	161.87
31	161.87	166.87
32	166.87	172.28
33	172.28	177.71
34	177.71	182.93
35	182.93	188.53
36	188.53	194
37	194	200
38	200	205.6
39	205.6	211
40	211	216.45
41	216.45	218

Box Number	From (m)	To (m)

From (m)	To (m)	Interval (m)	Rock Type	Grain Size	Description	Shade	Colour	Texture	Alteration	Intensity	Mineral	Conc.
0.00	4.93	4.93	CAS	--	casing no recovery							
						--	--	---	---	--	--	0
4.93	14.00	9.07	SSS	FG	interval of predominantly rubbly siliceous siltstone with moderate oxidation throughout, mostly along fracture faces. Trace sulphides seen along fractures. Probable re-drilled overburden seen throughout interval.							
						LT	GY		OXI	3I		
						LT	BN					
						DK	GY	RB	CLY	1I	Cp	0.1
						DK	BN					
14.00	25.25	11.25	SSS	FG	Interval of Siliceous siltstone with moderate-strong sulphide mineralization, predominantly fracture controlled. Beginning of interval is heavily fractured with moderate-strong Oxidation. Last section of interval (23.50-25.25m) shows evidence of probable shearing with extensive undulating calcite/siliceous veinlets and is leading up to probable fault. Moderate-strong chlorite alteration seen in sheared section along with moderate Oxidation and weak clay alteration. Sulphide mineralization is seen throughout interval in blebs or within fractures.							
						LT	GN	---	OXI	3I	Gn	1
						LT	BN				Po	1
						LT	GY				Cp	1
						DK	GN		CHL	3I	Po	3
						DK	BN				Sp	4
						DK	GY				As	1
											Py	1
25.25	26.55	1.30	FLR	MG	probable fault center with strong Oxidation and clay alteration over entire interval. Interval predominantly strongly calcareous. No visible sulphide mineralization.							
						LT	BN	RB	CLY	4I	--	0
						DK	BN		OXI	4I		

From (m)	To (m)	Interval (m)	Rock Type	Grain Size	Description	Shade	Colour	Texture	Alteration	Intensity	Mineral	Conc.
26.55	54.17	27.62	ICL	FG	predominantly altered intercalated siliceous siltstone and calcareous siltstone interval with localized sections of moderate-strong sulphide mineralization exclusively within altered sections. Mineralization mostly forming blebs or within fractures, occasionally occurring in replacement bands along foliation or in disseminations. Veining mostly calcite composed. Oxidation seen throughout interval but strongest at beginning of interval within rubbly sections. Chlorite and sericite alteration found throughout interval, in places having mottled texture.							
						LT	GN	---	CHL	3I	Py	0.5
						LT	BN		OXI	3I	Sp	1
						LT	GY				Cp	0.5
						DK	GY		SER	2I	As	0.5
						DK	BN		BLE	3I	Gn	1
						DK	GN		CLY	1I	Po	0.5
											Sp	1
54.17	98.65	44.48	SSS	FG	sparsely mineralized interval of siliceous siltstone with small calcareous sections. Mineralization predominantly in small blebs or in fractures within altered sections. Calcareous sections are all altered. Sections of banded unaltered and bleached siliceous siltstone seen throughout. Moderate-strongly oxidized sections seen throughout entire interval. Chloritic alteration seen within many fractures and around areas of mineralization. Strongly mineralized section seen from 81.62-81.80m, mostly being As. Predominantly calcite fracturing with minor occurrences of siliceous fracturing.							
						LT	GN		SER	2I	Sp	1
						LT	BN		OXI	3I	As	0.5
						LT	GY		BLE	2I	Cp	0.01
						DK	GY	---	CLY	2I	Gn	0.1
						DK	BN		CHL	3I	Py	0.1
						DK	GN				Po	0.5

From (m)	To (m)	Interval (m)	Rock Type	Grain Size	Description	Shade	Colour	Texture	Alteration	Intensity	Mineral	Conc.
98.65	111.69	13.04	FLR	MG	strongly altered probable fault zone. Extensive brecciation throughout most of interval as well as moderate to strong oxidation. Few small localized sections of rubble/strong clay alteration. Several strongly calcareous sections including few sections hosting bladed calcite. Strong chlorite alteration seen within fractures and in small blebs throughout. Areas of heaviest brecciation have semi-soft white non-effervescent matrix. Few localized section (10-50cm wide) of moderate-strong sulphide mineralization predominantly fracture controlled or in small blebs. Most noted mineralized sections from approximately 110-111m.							
						LT	GY		OXI	4I	As	0.5
						LT	BF				Sp	1
						DK	BF	BX	CHL	3I	Cp	1
						DK	GY		CLY	3I	Po	0.5
											Sp	1
											Gn	0.1
111.69	118.30	6.61	SSS	FG	strongly mineralized highly altered interval boardering probable fault zone. Secitons of highly undulating veinlets/foliation and brecciation shows probable shear. Strong chlorite alteration throughout interval. Fracturing predominantly siliceous. Mineralization mostly occurring within fractures or in blebs with minor occurrences of disseminations. Small localized calcareous sections throughout interval.							
						LT	GN	SH	CHL	4I	Gn	2
						LT	BF		CLY	2I	Cp	1
						LT	GY		OXI	2I	Sp	7
						DK	GY				Cp	1
						DK	GN				Sp	3

From (m)	To (m)	Interval (m)	Rock Type	Grain Size	Description	Shade	Colour	Texture	Alteration	Intensity	Mineral	Conc.
118.30	142.14	23.84	SSS	FG	predominantly strongly altered siliceous siltstone interval with small localized calcareous sections. Extensive veining through some sections, both calcite and siliceous composed. Oxidation occurring in small-large sections throughout interval, more so in the first half of interval. Several large (2-4cm wide) low angle undulating siliceous and calcite veins with strong oxidation surrounding them. Sulphide mineralization sporadic throughout interval with exception to one concentrated strongly altered/mineralized section from 128.40-128.75m. Predominant mineralization being Gn and Sp. Mineralization mostly fracture controlled or in blebs with small amounts of disseminations within bleached sections. Few large brecciated sections mostly at start of interval where probable shearing has taken place. Chlorite alteration seen throughout interval. Pale green weak-moderately reactive alteration seen in several places (possible calc-silicate alteration). Sulphides mineralizing exclusively in altered regions.							
						LT	BF		BLE	3I	As	0.5
						DK	BF	---	OXI	3I	Gn	0.5
									CLS	2I	Sp	1
									CHL	2I	Sp	2
142.14	148.25	6.11	SSS	FG	predominantly rubbly oxidized interval with small sections of less altered competent siliceous siltstone. Rubbly sections with moderate clay alteration. Weak-moderate sulphide mineralization seen within competent bleached siliceous siltstone disseminated, in blebs and within fractures. Fracturing mainly siliceous with few larger calcite fractures within oxidized zones.							
						LT	BF	RB	BLE	3I	Cp	0.1
						LT	GY				Py	1
						DK	GY		OXI	3I	Po	0.5
						DK	BF		CLY	2I	Sp	0.1
											Po	0.5
148.25	158.00	9.75	SSS	FG	less altered interval of Siliceous siltstone with rare occurrences of small altered calcareous sections. Bleaching occurring throughout giving a light/dark grey banded texture. Weak-moderate sulphide mineralization mostly seen within pale green alteration bands (5-20cm wide) occurring in small blebs or within fractures. Both calcite and siliceous veining throughout.							

From (m)	To (m)	Interval (m)	Rock Type	Grain Size	Description	Shade	Colour	Texture	Alteration	Intensity	Mineral	Conc.
						LT	GY	FO	OXI	2I	Sp	2
						LT	GN				Po	0.5
						DK	GY		BLE	3I	Cp	0.1
											Gn	0.5
158.00	181.48	23.48	CSL	FG	calcareous siltstone interval with sections of siliceous siltstone at beginning and end of interval. Probable zone of localized minor faults with rubbly weak-moderately clay altered sections. Localized sections of brecciation seen mostly from 162-166m probably from shear or extensive veining. Interval from 172.28-173m has small (5cm) sections of carbon rich (graphitic) rubble/clay alteration. Strongly calcareous sections seen, occasionally hosting bladed calcite. Sporadic mineralization throughout interval usually seen as dissemination or small blebs.							
						LT	GY		OXI	3I	Sp	0.5
						LT	BF				Cp	0.1
						DK	GY	---	CLY	2I	Po	0.1
						DK	BF					
181.48	218.00	36.52	SSS	VF	strongly silicified and/or bleached interval of siliceous siltstone and possibly quartzite (very hard, white siliceous crystalline rock). Few small calcareous sections throughout interval with one large (211-212m) dark grey strongly calcareous sections, possibly limestone. The only sulphide mineralization seen is in a low angle (0-5 degrees to core axis) 1cm undulating calcite vein (214.24-215m) moderately mineralized, and trace disseminated and fracture controlled mineralization within few bleached sections.							
						LT	GY		BLE	4I	Sp	0.01
						DK	GY	---	SIL	4I	Gn	0.01
											Cp	0.01

KEG-12-066

From (m)	To (m)	Interval (m)	Rock Type	Recovery (m)	Recovery %	Sample Number	BatchName	Batch Class	Standard	Blank	1/4 Dup	Coarse Dup
0.00	0.00	0.00	-QC-	0.00	0	K287449	12-079		K-2	☐	☐	☐
0.00	0.00	0.00	-QC-	0.00	0	K287454	12-082		K-3	☐	☐	☐
0.00	0.00	0.00	-QC-	0.00	0	K287466	12-082		K-3	☐	☐	☐
0.00	0.00	0.00	-QC-	0.00	0	K287477	12-082			☑	☐	☐
0.00	0.00	0.00	-QC-	0.00	0	K287481	12-082			☑	☐	☐
0.00	0.00	0.00	-QC-	0.00	0	K287491	12-084		K-3	☐	☐	☐
0.00	0.00	0.00	-QC-	0.00	0	K287496	12-084			☑	☐	☐
0.00	0.00	0.00	-QC-	0.00	0	K287508	12-084		K-3	☐	☐	☐
0.00	0.00	0.00	-QC-	0.00	0	K287432	12-079			☑	☐	☐
14.00	17.00	3.00	SSS	3.00	100	K287429	12-079			☐	☐	☐
17.00	20.00	3.00	SSS	3.00	100	K287430	12-079			☐	☐	☐
20.00	21.65	1.65	SSS	1.65	100	K287431	12-079			☐	☐	☐
21.65	23.47	1.82	SSS	1.82	100	K287433	12-079			☐	☐	☐
23.47	26.47	3.00	SSS	3.00	100	K287434	12-079			☐	☐	☐
26.47	28.29	1.82	SSS	1.70	93	K287435	12-079			☐	☐	☐
28.29	29.88	1.59	SSS	1.26	79	K287436	12-079			☐	☐	☐
29.88	32.00	2.12	SSS	1.83	86	K287437	12-079			☐	☐	☐
32.00	33.94	1.94	SSS	1.86	96	K287438	12-079			☐	☐	☐
33.94	35.00	1.06	SSS	1.05	99	K287439	12-079			☐	☐	☐
33.94	35.00	1.06	SSS	1.05	99	K287440	12-079			☐	☐	☑
35.00	38.00	3.00	SSS	3.00	100	K287441	12-079			☐	☐	☐
38.00	41.00	3.00	SSS	3.00	100	K287442	12-079			☐	☐	☐
41.00	44.00	3.00	SSS	2.98	99	K287443	12-079			☐	☐	☐
41.00	44.00	3.00	SSS	2.98	99	K287444	12-079			☐	☑	☐
44.00	47.00	3.00	SSS	3.00	100	K287445	12-079			☐	☐	☐
47.00	48.33	1.33	SSS	1.17	88	K287446	12-079			☐	☐	☐
48.33	49.33	1.00	SSS	0.90	90	K287447	12-079			☐	☐	☐

From (m)	To (m)	Interval (m)	Rock Type	Recovery (m)	Recovery %	Sample Number	BatchName	Batch Class	Standard	Blank	1/4 Dup	Coarse Dup
49.33	51.53	2.20	SSS	2.19	100	K287448	12-079			☐	☐	☐
51.53	53.00	1.47	SSS	1.27	86	K287450	12-079			☐	☐	☐
53.00	56.00	3.00	SSS	3.00	100	K287451	12-082			☐	☐	☐
56.00	59.00	3.00	SSS	3.00	100	K287452	12-082			☐	☐	☐
59.00	62.00	3.00	SSS	3.00	100	K287453	12-082			☐	☐	☐
62.00	65.00	3.00	SSS	2.90	97	K287455	12-082			☐	☐	☐
65.00	68.00	3.00	SSS	3.00	100	K287456	12-082			☐	☐	☐
68.00	71.00	3.00	SSS	3.00	100	K287457	12-082			☐	☐	☐
71.00	74.00	3.00	SSS	3.00	100	K287458	12-082			☐	☐	☐
74.00	77.00	3.00	SSS	3.00	100	K287459	12-082			☐	☐	☐
74.00	77.00	3.00	SSS	3.00	100	K287460	12-082			☐	☐	☑
77.00	80.00	3.00	SSS	3.00	100	K287461	12-082			☐	☐	☐
80.00	81.45	1.45	SSS	1.43	99	K287462	12-082			☐	☐	☐
81.45	83.00	1.55	SSS	1.55	100	K287463	12-082			☐	☐	☐
83.00	85.00	2.00	SSS	1.98	99	K287464	12-082			☐	☐	☐
85.00	86.00	1.00	SSS	0.98	98	K287465	12-082			☐	☐	☐
86.00	89.00	3.00	SSS	2.82	94	K287467	12-082			☐	☐	☐
89.00	92.00	3.00	SSS	3.00	100	K287468	12-082			☐	☐	☐
92.00	95.00	3.00	SSS	2.82	94	K287469	12-082			☐	☐	☐
95.00	98.00	3.00	SSS	3.00	100	K287470	12-082			☐	☐	☐
95.00	98.00	3.00	SSS	3.00	100	K287471	12-082			☐	☑	☐
98.00	101.00	3.00	SSS	2.96	99	K287472	12-082			☐	☐	☐
101.00	104.00	3.00	FLR	3.00	100	K287473	12-082			☐	☐	☐
104.00	107.00	3.00	FLR	2.97	99	K287474	12-082			☐	☐	☐
107.00	109.85	2.85	FLR	2.85	100	K287475	12-082			☐	☐	☐
109.85	111.62	1.77	FLR	1.77	100	K287476	12-082			☐	☐	☐
111.62	113.00	1.38	FLR	1.38	100	K287478	12-082			☐	☐	☐
113.00	116.00	3.00	SSS	3.00	100	K287479	12-082			☐	☐	☐
116.00	118.30	2.30	SSS	2.28	99	K287480	12-082			☐	☐	☐

From (m)	To (m)	Interval (m)	Rock Type	Recovery (m)	Recovery %	Sample Number	BatchName	Batch Class	Standard	Blank	1/4 Dup	Coarse Dup
118.30	120.56	2.26	SSS	2.26	100	K287482	12-082			☐	☐	☐
120.56	122.00	1.44	SSS	1.44	100	K287483	12-082			☐	☐	☐
122.00	125.00	3.00	SSS	2.96	99	K287484	12-082			☐	☐	☐
125.00	127.00	2.00	SSS	2.00	100	K287485	12-082			☐	☐	☐
127.00	128.00	1.00	SSS	1.00	100	K287486	12-082			☐	☐	☐
128.00	131.00	3.00	SSS	3.00	100	K287487	12-084			☐	☐	☐
131.00	134.00	3.00	SSS	3.00	100	K287488	12-084			☐	☐	☐
134.00	137.00	3.00	SSS	3.00	100	K287489	12-084			☐	☐	☐
137.00	140.00	3.00	SSS	3.00	100	K287490	12-084			☐	☐	☐
140.00	143.00	3.00	SSS	2.98	99	K287492	12-084			☐	☐	☐
143.00	146.00	3.00	SSS	2.88	96	K287493	12-084			☐	☐	☐
146.00	148.00	2.00	SSS	1.56	78	K287494	12-084			☐	☐	☐
148.00	149.00	1.00	SSS	1.00	100	K287495	12-084			☐	☐	☐
149.00	152.00	3.00	SSS	3.00	100	K287497	12-084			☐	☐	☐
152.00	155.00	3.00	SSS	2.95	98	K287498	12-084			☐	☐	☐
155.00	158.00	3.00	SSS	3.00	100	K287499	12-084			☐	☐	☐
158.00	161.00	3.00	SSS	2.33	78	K287500	12-084			☐	☐	☐
161.00	164.00	3.00	SSS	3.00	100	K287501	12-084			☐	☐	☐
161.00	164.00	3.00	SSS	3.00	100	K287502	12-084			☐	☐	☑
164.00	167.00	3.00	SSS	3.00	100	K287503	12-084			☐	☐	☐
167.00	170.00	3.00	SSS	3.00	100	K287504	12-084			☐	☐	☐
170.00	173.00	3.00	SSS	2.46	82	K287505	12-084			☐	☐	☐
173.00	176.00	3.00	SSS	2.96	99	K287506	12-084			☐	☐	☐
176.00	179.00	3.00	SSS	3.00	100	K287507	12-084			☐	☐	☐
179.00	182.00	3.00	SSS	3.00	100	K287509	12-084			☐	☐	☐
182.00	185.00	3.00	SSS	2.97	99	K287510	12-084			☐	☐	☐
185.00	188.00	3.00	SSS	3.00	100	K287511	12-084			☐	☐	☐
188.00	191.00	3.00	SSS	3.00	100	K287512	12-084			☐	☐	☐
191.00	194.00	3.00	SSS	3.00	100	K287513	12-084			☐	☐	☐

From (m)	To (m)	Interval (m)	Rock Type	Recovery (m)	Recovery %	Sample Number	BatchName	Batch Class	Standard	Blank	1/4 Dup	Coarse Dup
191.00	194.00	3.00	SSS	3.00	100	K287514	12-084			☐	☑	☐
214.00	215.00	1.00	SSS	1.00	100	K287515	12-084			☐	☐	☐

From (m)	To (m)	Interval (m)	Recovery (m)	Recovery %	RQD	RQD %	Reactivity	Hardness	Weathering	Comments
0.00	5.00	5.00	0.07	1	0.00	0	0R	--	--	Casing. No recovery.
5.00	8.00	3.00	2.33	78	0.00	0	0R	3H	3W	
8.00	11.00	3.00	1	33	0.00	0	0R	3H	3W	
11.00	14.00	3.00	0.7	23	0.00	0	0R	3H	3W	
14.00	17.00	3.00	3	100	0.96	32	0R	2H	3W	
17.00	20.00	3.00	3	100	0.89	30	0R	2H	3W	
20.00	23.00	3.00	3	100	1.20	40	0R	3H	3W	
23.00	26.00	3.00	3	100	1.69	56	1R	2H	4W	
26.00	29.00	3.00	2.87	96	0.22	7	0R	2H	4W	
29.00	32.00	3.00	2.9	97	0.45	15	1R	2H	4W	
32.00	35.00	3.00	3	100	0.96	32	1R	3H	3W	
35.00	38.00	3.00	3	100	0.72	24	3R	3H	3W	
38.00	41.00	3.00	3	100	0.37	12	1R	2H	3W	
41.00	44.00	3.00	2.98	99	1.15	38	3R	3H	3W	
44.00	47.00	3.00	3	100	0.99	33	3R	2H	3W	
47.00	50.00	3.00	2.78	93	0.51	17	3R	2H	3W	
50.00	53.00	3.00	2.87	96	0.53	18	0R	3H	3W	
53.00	56.00	3.00	3	100	1.04	35	0R	3H	3W	
56.00	59.00	3.00	3	100	1.20	40	0R	3H	3W	12cm of possible stick-up.
59.00	62.00	3.00	3	100	0.32	11	0R	4H	3W	
62.00	65.00	3.00	2.9	97	1.02	34	0R	3H	2W	
65.00	68.00	3.00	3	100	0.78	26	0R	3H	2W	
68.00	71.00	3.00	3	100	1.98	66	0R	3H	2W	
71.00	74.00	3.00	3	100	1.58	53	1R	2H	3W	
74.00	77.00	3.00	3	100	1.72	57	1R	2H	3W	
77.00	80.00	3.00	3	100	1.45	48	3R	2H	3W	
80.00	83.00	3.00	3	100	1.26	42	3R	2H	4W	
83.00	86.00	3.00	3	100	0.44	15	3R	2H	3W	
86.00	89.00	3.00	2.82	94	1.19	40	1R	3H	3W	

From (m)	To (m)	Interval (m)	Recovery (m)	Recovery %	RQD	RQD %	Reactivity	Hardness	Weathering	Comments
89.00	92.00	3.00	3	100	0.48	16	3R	2H	3W	
92.00	95.00	3.00	2.82	94	1.45	48	3R	3H	3W	
95.00	98.00	3.00	3	100	1.00	33	3R	2H	3W	33cm of possible stick-up.
98.00	101.00	3.00	2.96	99	0.71	24	1R	2H	3W	
101.00	104.00	3.00	3	100	1.82	61	3R	2H	4W	
104.00	107.00	3.00	2.97	99	1.57	52	3R	2H	4W	
107.00	110.00	3.00	3	100	2.99	100	1R	2H	4W	
110.00	113.00	3.00	3	100	2.20	73	1R	2H	3W	
113.00	116.00	3.00	3	100	2.35	78	3R	3H	3W	
116.00	119.00	3.00	2.97	99	2.33	78	3R	2H	2W	
119.00	122.00	3.00	3	100	1.15	38	3R	2H	2W	
122.00	125.00	3.00	2.96	99	2.03	68	3R	2H	2W	
125.00	128.00	3.00	3	100	1.73	58	3R	3H	2W	
128.00	131.00	3.00	3	100	1.73	58	1R	3H	2W	
131.00	134.00	3.00	3	100	1.56	52	3R	2H	3W	
134.00	137.00	3.00	3	100	1.12	37	0R	4H	2W	
137.00	140.00	3.00	3	100	2.10	70	0R	4H	2W	
140.00	143.00	3.00	2.98	99	1.37	46	1R	3H	4W	
143.00	146.00	3.00	2.88	96	0.62	21	0R	3H	3W	
146.00	149.00	3.00	2.85	95	0.55	18	0R	3H	4W	
149.00	152.00	3.00	3	100	2.05	68	0R	3H	3W	
152.00	155.00	3.00	2.95	98	1.88	63	0R	3H	2W	
155.00	158.00	3.00	3	100	1.17	39	0R	4H	2W	
158.00	161.00	3.00	2.33	78	0.65	22	3R	3H	3W	
161.00	164.00	3.00	3	100	0.50	17	3R	2H	3W	
164.00	167.00	3.00	3	100	0.95	32	3R	2H	3W	
167.00	170.00	3.00	3	100	1.23	41	3R	2H	3W	
170.00	173.00	3.00	2.46	82	0.22	7	3R	2H	4W	
173.00	176.00	3.00	2.96	99	1.18	39	3R	3H	4W	
176.00	179.00	3.00	3	100	2.53	84	3R	3H	3W	
179.00	182.00	3.00	3	100	1.17	39	1R	4H	3W	

From (m)	To (m)	Interval (m)	Recovery (m)	Recovery %	RQD	RQD %	Reactivity	Hardness	Weathering	Comments
182.00	185.00	3.00	2.97	99	2.23	74	1R	4H	2W	
185.00	188.00	3.00	3	100	2.45	82	0R	4H	2W	
188.00	191.00	3.00	3	100	2.39	80	3R	3H	2W	
191.00	194.00	3.00	3	100	2.24	75	1R	4H	2W	
194.00	197.00	3.00	2.98	99	2.96	99	0R	4H	1W	
197.00	200.00	3.00	3	100	2.56	85	0R	4H	1W	
200.00	203.00	3.00	3	100	2.36	79	0R	4H	1W	
203.00	206.00	3.00	3	100	2.24	75	0R	4H	1W	
206.00	209.00	3.00	3	100	2.16	72	0R	4H	1W	
209.00	212.00	3.00	3	100	2.14	71	3R	4H	2W	
212.00	215.00	3.00	3	100	2.25	75	0R	4H	2W	
215.00	218.00	3.00	2.94	98	1.83	61	1R	4H	2W	

Depth (m)	Magnetic Susceptibility	Rock Type	Comments
1	0	CAS	Overburden and rubble for first 4 meters.
5	0.78	SSS	
6	2.04	SSS	
7	1.66	SSS	
8	1.5	SSS	
9	2.24	SSS	
10	0	SSS	Rubble.
11	1.75	SSS	
12	1.69	SSS	
13	0.46	SSS	
14	0.54	SSS	
15	2.5	SSS	
16	2.29	SSS	
17	3.44	SSS	
18	6.52	SSS	
19	2.23	SSS	
20	2.8	SSS	
21	3.26	SSS	
22	6.14	SSS	
23	1.95	SSS	
24	1.85	SSS	
25	0.21	SSS	
26	0	SSS	Rubble.
27	2.64	SSS	
28	0.18	SSS	
29	0.87	SSS	
30	0.32	SSS	
31	0.24	SSS	

Depth (m)	Magnetic Susceptibility	Unit	Comments
32	0.67	SSS	
33	0.59	SSS	
34	2.62	SSS	
35	0.62	SSS	
36	0.73	SSS	
37	0.36	SSS	
38	0.86	SSS	
39	1	SSS	
40	0.55	SSS	
41	1.18	SSS	
42	0.33	SSS	
43	0.48	SSS	
44	0.8	SSS	
45	0.15	SSS	
46	0.33	SSS	
47	0.28	SSS	
48	1.6	SSS	
49	1.01	SSS	
50	0.25	SSS	
51	0.26	SSS	
52	0.81	SSS	
53	0.4	SSS	
54	2.71	SSS	
55	1.61	SSS	
56	0.72	SSS	
57	0.64	SSS	
58	1.37	SSS	
59	1.67	SSS	
60	0.28	SSS	

Depth (m)	Magnetic Susceptibility	Rock Type	Comments
61	2.9	SSS	
62	0.5	SSS	
63	2.53	SSS	
64	1.28	SSS	
65	2.1	SSS	
66	0.82	SSS	
67	2.15	SSS	
68	6.83	SSS	
69	0.61	SSS	
70	2.73	SSS	
71	2.6	SSS	
72	2.52	SSS	
73	0.73	SSS	
74	1.84	SSS	
75	0.76	SSS	
76	1.23	SSS	
77	0.37	SSS	
78	0.22	SSS	
79	0.24	SSS	
80	0.26	SSS	
81	0.98	SSS	
82	0.6	SSS	
83	0.13	SSS	
84	0.18	SSS	
85	0.59	SSS	
86	0.7	SSS	
87	1.52	SSS	
88	1.05	SSS	
89	0.27	SSS	
90	1.03	SSS	
91	0.93	SSS	
92	0.24	SSS	
93	0.26	SSS	
94	0.83	SSS	
95	0.32	SSS	
96	0.25	SSS	
97	0.92	SSS	
98	0.84	SSS	
99	0.28	FLR	
100	0.19	FLR	
101	0.39	FLR	
102	0.22	FLR	
103	0.07	FLR	
104	1.37	FLR	
105	0.23	FLR	
106	0.28	FLR	
107	0.01	FLR	
108	0.12	FLR	
109	0.19	FLR	
110	0.78	FLR	
111	0.68	FLR	
112	1.1	SSS	
113	0.7	SSS	
114	2.09	SSS	
115	0.84	SSS	
116	0.38	SSS	
117	0.29	SSS	
118	0.32	SSS	
119	0.27	SSS	
120	0.75	SSS	
121	0.22	SSS	
123	0.12	SSS	

Depth (m)	Magnetic Susceptibility	Rock Type	Comments
124	0.1	SSS	
125	0.34	SSS	
126	2.06	SSS	
127	0.69	SSS	
128	0.24	SSS	
129	3.51	SSS	
130	0.49	SSS	
131	0.21	SSS	
132	0.14	SSS	
133	3.38	SSS	
134	3.5	SSS	
135	9.25	SSS	
136	2.56	SSS	
137	1.95	SSS	
138	0.94	SSS	
139	0.36	SSS	
140	0.82	SSS	
141	0.68	SSS	
142	1.81	SSS	
143	0.09	SSS	
144	6.35	SSS	
145	2.15	SSS	
146	1.17	SSS	
147	1.15	SSS	
148	1.53	SSS	
149	1.96	SSS	
150	0.98	SSS	
151	1.13	SSS	
152	4.74	SSS	
153	1.63	SSS	
154	1.9	SSS	

Depth (m)	Magnetic Susceptibility	Unit	Comments
155	1.04	SSS	
156	0.91	SSS	
157	0.28	SSS	
158	0.38	SSS	
159	0.97	SSS	
160	0.04	SSS	
161	0.17	SSS	
162	0.04	SSS	
163	0.03	SSS	
164	0.25	SSS	
165	0.05	SSS	
166	0.15	SSS	
167	0.4	SSS	
168	0.13	SSS	
169	0.03	SSS	
170	0.04	SSS	
171	0.06	SSS	
172	0.15	SSS	
173	0.41	SSS	
174	0.03	SSS	
175	0.32	SSS	
176	0.28	SSS	
177	0.38	SSS	
178	2.08	SSS	
179	0.47	SSS	
180	0.67	SSS	
181	0.22	SSS	
182	0.35	SSS	
183	1.31	SSS	
184	0.19	SSS	
185	0.11	SSS	

Depth (m)	Magnetic Susceptibility	Rock Type	Comments
186	0.23	SSS	
187	0.02	SSS	
188	0.28	SSS	
189	0.12	SSS	
190	0.12	SSS	
191	0.15	SSS	
192	0.37	SSS	
193	0.22	SSS	
194	0.39	SSS	
195	0.07	SSS	
196	0.05	SSS	
197	0.17	SSS	
198	0.03	SSS	
199	0.11	SSS	
200	0.14	SSS	
201	0.21	SSS	
202	0.04	SSS	
203	0.05	SSS	
204	0.14	SSS	
205	0.05	SSS	
206	0.12	SSS	
207	0.03	SSS	
208	0.06	SSS	
209	1.44	SSS	
210	0.11	SSS	
211	0.12	SSS	
212	0.31	SSS	
213	0.15	SSS	
214	0.03	SSS	
215	0.02	SSS	
216	0.11	SSS	
217	0.27	SSS	
218	0.02	SSS	End of Hole

Hole Name	From (m)	Length (m)	Core Size	Rock Type	Weight in Air (g)	Weight in Water (g)	Density (g/cm3)	Specific Gravity	Comments
KEG-12-066									
	24	12.4	NQ2	SSS	642.9	388.4	2.6	2.5	Light grey to dark green bleached siliceous siltstone. Chlorite alteration pervasive along calcite veinlets. Mineralization is disseminated throughout the core. Mineralization is medium grained and blebby.
	42.05	13.2	NQ2	SSS	765.8	506.3	2.9	3.0	light grey, limey siltstone. Large bladed calcite crystals pervasive through core. Mineralization is disseminated medium grained and blebby
	73.79	13	NQ2	SSS	610.3	354.7	2.3	2.4	medium grey to light green intercalated siltstone/limestone strongly fractured. Fine grained Pyrite and Sp present in veinlets.
	112.23	11.8	NQ2	SSS	653	417.2	2.7	2.8	strongly bleached siliceous siltstone with disseminated grains of Pyrrhotite and Sphalerite
	138	11.7	NQ2	SSS	653.3	420.2	2.8	2.8	strongly bleached siliceous siltstone with fine grained Po and Sphalerite present in veinlets and as disseminations.
	167.11	10.7	NQ2	SSS	578	374.6	2.7	2.8	strongly calcareous siltstone with extensive siliceous fracturing brecciating rock.
	201.06	11.3	NQ2	SSS	638.3	425.1	2.8	3.0	quartzite with minor siliceous fracturing

Keg - Silver Range

Archer, Cathro & Associates (1981) Limited

Grid East	Grid North	Easting	Northing	Elevation	Depth (m)
		586980	6940153	986.69	236

ZONE: Keg

SECTION: 11+140

HOLE: KEG-12-067

CLAIM: YD11783

Contractor: Top Rank

Drill: 1

Core Size: NQ2

Casing Depth: #Error

Drilling Dates: Aug 16 -

Geology Logged By: L. Tan

SURVEY			
Depth (m)	Azimuth	Dip	Method
0	338	-50	Compass
236	344	-48.3	Ranger

TARGET:

SUMMARY			
From (m)	To (m)	Interval (m)	Rock Type
0	4.08	4.08	CAS
4.08	4.31	0.23	OVB
4.31	25.55	21.24	ICL
25.55	60.8	35.25	FLR
60.8	177.58	116.78	ICL
177.58	216.03	38.45	SLM
216.03	236	19.97	ARG

SAMPLES	
Numbers:	K285518 to K285582
Total:	68
Batch:	081, 083, 085
Certificates:	WH12199321, WH12199323, WH12202884, WH12215610

COMMENTS

Box Log

KEG-12-067

Silver Range
Keg Zone

Archer,Cathro & Associates (1981) Limited

Box Number	From (m)	To (m)
1	4.08	8.98
2	8.98	13.67
3	13.67	18.64
4	18.64	23.67
5	23.67	28.4
6	28.4	33.4
7	33.4	38.41
8	38.41	43.84
9	43.84	48.9
10	48.9	54.39
11	54.39	59.97
12	59.97	65.2
13	65.2	70.78
14	70.78	76.16
15	76.16	81.4
16	81.4	86.74
17	86.74	91.9
18	91.9	97.24
19	97.24	102.72
20	102.72	108.32
21	108.32	113.78
22	113.78	119.23
23	119.23	124.76
24	124.76	130.32
25	130.32	135.52
26	135.52	141.06
27	141.06	146.48
28	146.48	151.91
29	151.91	157.26
30	157.26	162.59
31	162.59	167.89
32	167.89	173.41
33	173.41	178.77
34	178.77	184.38
35	184.38	189.84
36	189.84	195.49
37	195.49	201.14
38	201.14	206.67
39	206.67	212.31
40	212.31	217.86
41	217.86	223.44
42	223.44	228.96
43	228.96	234.3
44	234.3	236

Box Number	From (m)	To (m)

From (m)	To (m)	Interval (m)	Rock Type	Grain Size	Description	Shade	Colour	Texture	Alteration	Intensity	Mineral	Conc.
0.00	4.08	4.08	CAS	--	Same as general							
						--	--	---	---	0I	--	0
4.08	4.31	0.23	OVB	--	Same as general.							
						--	--	---	---	0I	--	0
4.31	25.55	21.24	ICL	FG	Same as general.							
						MD	GY	---	BLE	2I	Po	0.5
						LT	GY		OXI	2I	Sp	0.1
25.55	47.80	22.25	ICL	FG	10 cm section of gouge, followed by faulted, strongly fractured, locally brecciated, intercalated siliceous siltstone/ silty limestone with localized sections of moderate-strong oxidation. Fracture and veinlet infill is calcareous, hosting trace, fine grained pyrrhotite.							
						MD	GY	BX				
						LT	GY					
						DK	GY	FR	OXI	2I	Po	0.5
47.80	52.64	4.84	ARG	FG	Pervasively fractured, locally brecciated, variably bleached argillite with calcareous fracture infill. Trace, fine grained pyrite present in fractures. Top and bottom contacts are gradational over 20 cm.							
						MD	GY	FR	---	--	Py	0.5
						DK	GY	BX				
52.64	60.80	8.16	FLR	FG	Brecciated, strongly fractured fault rock with clasts of intercalated siliceous siltstone and silty limestone. Fractures and veinlets are dominantly calcareous, hosting localized, blebby galena and trace pyrrhotite. Localized sections of gouge and moderate oxidation present. Lower contact to intercalated unit is composed of gouge and rubble, with no measurable contact.							
						LT	GY	BX			Gn	0.1
						--	BF	FR	OXI	2I	Po	0.2
60.80	89.38	28.58	ICL	FG	Intercalated siliceous siltstone/ silty limestone with fair-moderate amount of fractures and variable bleaching. Contacts between units are diffuse. Trace mineralization consists of fine grained pyrrhotite and chalcopyrite within dominantly calcareous fractures and veinlets.							

From (m)	To (m)	Interval (m)	Rock Type	Grain Size	Description	Shade	Colour	Texture	Alteration	Intensity	Mineral	Conc.
						MD	GY	FR	OXI	2I	Cp	0.1
						LT	GY		BLE	2I	Po	0.3
89.38	120.18	30.80	ICL	FG	Intercalated siliceous siltstone/ silty limestone with minor faulting, localized 4-8 cm sections of gouge and intermittent sections of breccia. Mineralization consists of pyrrhotite, sphalerite, chalcopyrite and localized galena within veinlets and fractures, with dominantly calcareous infill. Interval 97.27 m - 99.24 m is brecciated and strongly oxidized.							
						MD	GY		OXI	3I	Sp	0.3
						LT	GY				Po	0.3
						DK	GY	BX	BLE	2I	Gn	0.3
											Cp	0.1
120.18	146.00	25.82	ICL	FG	Trace mineralized, intercalated siliceous siltstone/ silty limestone with weak chlorite and localized calc-silicate alteration. Veinlets and fractures are primarily calcareous, hosting localized blebs of galena and fine-medium grained pyrrhotite, sphalerite and chalcopyrite.							
						MD	GY	---	CLS	1I	Gn	0.1
						LT	GY		CHL	2I	Cp	0.1
											Sp	0.2
											Po	0.4
146.00	177.58	31.58	ICL	FG	Moderately fractured, intermittently brecciated, intercalated siltstone/ limestone with fair-moderate mineralization of pyrrhotite, sphalerite, galena and chalcopyrite, within dominantly calcareous fractures and veinlets. Interval is fairly sericite and chlorite altered with sections of calc-silicate alteration and 10-80 cm sections of rubble. Contact to limestone is diffuse over 20 cm.							
						MD	GN	FR	SER	3I	Gn	0.4
						MD	GY		CHL	3I	Sp	0.4
						LT	GN	BX	CLS	2I	Cp	0.2
											Po	0.5
177.58	216.03	38.45	SLM	FG	Same as general.							
						MD	GY	BX	BLE	2I	Po	0.2
						LT	GY				Gn	0.1

From (m)	To (m)	Interval (m)	Rock Type	Grain Size	Description	Shade	Colour	Texture	Alteration	Intensity	Mineral	Conc.
											Cp	0.1
											Sp	0.2
216.03	236.00	19.97	ARG	FG	Same as general.							
						MD	GY					
						DK	GY					
						--	BK	FR	---	--	Py	0.1

KEG-12-067

From (m)	To (m)	Interval (m)	Rock Type	Recovery (m)	Recovery %	Sample Number	BatchName	Batch Class	Standard	Blank	1/4 Dup	Coarse Dup
0.00	0.00	0.00	-QC-	0.00	0	K285577	12-085		K-4	☐	☐	☐
0.00	0.00	0.00	-QC-	0.00	0	K285537	12-083			☑	☐	☐
0.00	0.00	0.00	-QC-	0.00	0	K285549	12-083		K-3	☐	☐	☐
0.00	0.00	0.00	-QC-	0.00	0	K285554	12-083			☑	☐	☐
0.00	0.00	0.00	-QC-	0.00	0	K285558	12-085			☑	☐	☐
0.00	0.00	0.00	-QC-	0.00	0	K285564	12-085		K-3	☐	☐	☐
0.00	0.00	0.00	-QC-	0.00	0	K285570	12-085			☑	☐	☐
0.00	0.00	0.00	-QC-	0.00	0	K285530	12-083		K-4	☐	☐	☐
23.00	25.55	2.55	ICL	2.52	99	K285518	12-081			☐	☐	☐
25.55	27.50	1.95	ICL, FLR	1.90	97	K285519	12-081			☐	☐	☐
27.50	29.00	1.50	FLR	1.42	95	K285520	12-081			☐	☐	☐
29.00	32.00	3.00	FLR	3.00	100	K285521	12-083			☐	☐	☐
32.00	35.00	3.00	FLR	3.00	100	K285522	12-083			☐	☐	☐
35.00	38.00	3.00	FLR	3.00	100	K285523	12-083			☐	☐	☐
38.00	41.00	3.00	FLR	3.00	100	K285524	12-083			☐	☐	☐
38.00	41.00	3.00	FLR	3.00	100	K285525	12-083			☐	☐	☑
41.00	44.00	3.00	FLR	2.94	98	K285526	12-083			☐	☐	☐
44.00	47.00	3.00	FLR	3.00	100	K285527	12-083			☐	☐	☐
47.00	50.00	3.00	FLR	3.00	100	K285528	12-083			☐	☐	☐
50.00	53.00	3.00	FLR	2.96	99	K285529	12-083			☐	☐	☐
53.00	56.00	3.00	FLR	3.00	100	K285531	12-083			☐	☐	☐
56.00	59.00	3.00	FLR	2.98	99	K285532	12-083			☐	☐	☐
59.00	60.80	1.80	FLR	1.77	98	K285533	12-083			☐	☐	☐
60.80	63.80	3.00	ICL, FLR	2.98	99	K285534	12-083			☐	☐	☐
83.00	86.00	3.00	ICL	3.00	100	K285535	12-083			☐	☐	☐
86.00	89.00	3.00	ICL	3.00	100	K285536	12-083			☐	☐	☐

From (m)	To (m)	Interval (m)	Rock Type	Recovery (m)	Recovery %	Sample Number	BatchName	Batch Class	Standard	Blank	1/4 Dup	Coarse Dup
89.00	92.00	3.00	ICL	2.97	99	K285538	12-083			☐	☐	☐
92.00	95.00	3.00	ICL	2.94	98	K285539	12-083			☐	☐	☐
95.00	98.00	3.00	ICL	3.00	100	K285540	12-083			☐	☐	☐
98.00	101.00	3.00	ICL	3.00	100	K285541	12-083			☐	☐	☐
101.00	104.00	3.00	ICL	3.00	100	K285542	12-083			☐	☐	☐
101.00	104.00	3.00	ICL	3.00	100	K285543	12-083			☐	☑	☐
104.00	107.00	3.00	ICL	3.00	100	K285544	12-083			☐	☐	☐
107.00	110.00	3.00	ICL	2.84	95	K285545	12-083			☐	☐	☐
110.00	113.00	3.00	ICL	3.00	100	K285546	12-083			☐	☐	☐
113.00	116.00	3.00	ICL	3.00	100	K285547	12-083			☐	☐	☐
116.00	119.00	3.00	ICL	2.94	98	K285548	12-083			☐	☐	☐
119.00	122.00	3.00	ICL	3.00	100	K285550	12-083			☐	☐	☐
122.00	125.00	3.00	ICL	3.00	100	K285551	12-083			☐	☐	☐
125.00	128.00	3.00	ICL	3.00	100	K285552	12-083			☐	☐	☐
128.00	131.00	3.00	ICL	2.99	100	K285553	12-083			☐	☐	☐
131.00	132.41	1.41	ICL	1.41	100	K285555	12-083			☐	☐	☐
132.41	134.09	1.68	ICL	1.68	100	K285556	12-083			☐	☐	☐
134.09	135.12	1.03	ICL	1.03	100	K285557	12-085			☐	☐	☐
135.12	137.00	1.88	ICL	1.88	100	K285559	12-085			☐	☐	☐
137.00	140.00	3.00	ICL	2.76	92	K285560	12-085			☐	☐	☐
140.00	143.00	3.00	ICL	3.00	100	K285561	12-085			☐	☐	☐
143.00	146.00	3.00	ICL	3.00	100	K285562	12-085			☐	☐	☐
146.00	149.00	3.00	ICL	3.00	100	K285563	12-085			☐	☐	☐
149.00	150.46	1.46	ICL	1.46	100	K285565	12-085			☐	☐	☐
150.46	152.00	1.54	ICL	1.54	100	K285566	12-085			☐	☐	☐
152.00	155.00	3.00	ICL	2.97	99	K285567	12-085			☐	☐	☐
155.00	156.36	1.36	ICL	1.36	100	K285568	12-085			☐	☐	☐
156.36	158.00	1.64	ICL	1.45	88	K285569	12-085			☐	☐	☐
158.00	161.00	3.00	ICL	2.64	88	K285571	12-085			☐	☐	☐

From (m)	To (m)	Interval (m)	Rock Type	Recovery (m)	Recovery %	Sample Number	BatchName	Batch Class	Standard	Blank	1/4 Dup	Coarse Dup
161.00	164.00	3.00	ICL	3.00	100	K285572	12-085			☐	☐	☐
164.00	167.00	3.00	ICL	2.59	86	K285573	12-085			☐	☐	☐
167.00	170.00	3.00	ICL	3.00	100	K285574	12-085			☐	☐	☐
170.00	173.00	3.00	ICL	3.00	100	K285575	12-085			☐	☐	☐
173.00	176.00	3.00	ICL	3.00	100	K285576	12-085			☐	☐	☐
176.00	179.00	3.00	ICL	3.00	100	K285578	12-085			☐	☐	☐
179.00	182.00	3.00	SLM	2.99	100	K285579	12-085			☐	☐	☐
212.00	213.73	1.73	SLM	1.73	100	K285580	12-085			☐	☐	☐
213.73	215.00	1.27	SLM	1.27	100	K285581	12-085			☐	☐	☐
215.00	217.86	2.86	SLM	2.86	100	K285582	12-085			☐	☐	☐

From (m)	To (m)	Interval (m)	Recovery (m)	Recovery %	RQD	RQD %	Reactivity	Hardness	Weathering	Comments
0.00	4.08	4.08	4.08	100	0.00	0	0R	--	--	
4.08	5.00	0.92	0.92	100	0.15	16	1R	3H	2W	
5.00	8.00	3.00	3	100	1.23	41	1R	3H	3W	
8.00	11.00	3.00	3	100	0.40	13	1R	3H	2W	
11.00	14.00	3.00	3	100	0.38	13	1R	3H	3W	
14.00	17.00	3.00	3	100	1.06	35	1R	3H	3W	
17.00	20.00	3.00	3	100	0.95	32	1R	3H	3W	
20.00	23.00	3.00	3	100	1.35	45	3R	3H	3W	
23.00	26.00	3.00	3	100	0.43	14	3R	3H	4W	
26.00	29.00	3.00	2.91	97	0.91	30	3R	2H	4W	
29.00	32.00	3.00	3	100	1.81	60	3R	2H	4W	
32.00	35.00	3.00	3	100	1.48	49	3R	3H	3W	
35.00	38.00	3.00	3	100	0.76	25	3R	3H	4W	12 cm of stick-up
38.00	41.00	3.00	3	100	1.29	43	3R	3H	3W	
41.00	44.00	3.00	2.94	98	1.32	44	3R	3H	3W	
44.00	47.00	3.00	3	100	1.65	55	3R	2H	3W	
47.00	50.00	3.00	3	100	0.88	29	3R	2H	3W	
50.00	53.00	3.00	2.96	99	1.71	57	3R	2H	2W	
53.00	56.00	3.00	3	100	1.41	47	3R	1H	2W	
56.00	59.00	3.00	2.98	99	1.37	46	3R	2H	3W	
59.00	62.00	3.00	2.91	97	0.65	22	3R	2H	4W	
62.00	65.00	3.00	2.94	98	1.67	56	3R	2H	3W	
65.00	68.00	3.00	3	100	1.42	47	3R	2H	2W	
68.00	71.00	3.00	3	100	1.32	44	3R	2H	3W	
71.00	74.00	3.00	3	100	1.28	43	3R	2H	2W	
74.00	77.00	3.00	3	100	2.16	72	3R	2H	2W	5 cm of stick-up
77.00	80.00	3.00	3	100	1.88	63	3R	2H	2W	
80.00	83.00	3.00	3	100	1.54	51	3R	3H	2W	10 cm of stick-up
83.00	86.00	3.00	3	100	2.12	71	3R	2H	2W	

From (m)	To (m)	Interval (m)	Recovery (m)	Recovery %	RQD	RQD %	Reactivity	Hardness	Weathering	Comments
86.00	89.00	3.00	3	100	0.83	28	3R	2H	2W	
89.00	92.00	3.00	2.97	99	0.76	25	3R	2H	2W	
92.00	95.00	3.00	2.94	98	1.17	39	3R	2H	2W	
95.00	98.00	3.00	3	100	1.56	52	3R	2H	4W	
98.00	101.00	3.00	3	100	2.16	72	3R	3H	4W	
101.00	104.00	3.00	3	100	2.08	69	3R	3H	3W	5 cm of stick-up
104.00	107.00	3.00	3	100	1.60	53	3R	3H	3W	
107.00	110.00	3.00	2.84	95	1.66	55	0R	3H	3W	
110.00	113.00	3.00	3	100	2.27	76	1R	3H	3W	
113.00	116.00	3.00	3	100	1.66	55	3R	3H	3W	4 cm of stick-up
116.00	119.00	3.00	2.94	98	2.15	72	3R	3H	3W	
119.00	122.00	3.00	3	100	2.05	68	3R	3H	3W	
122.00	125.00	3.00	3	100	2.15	72	3R	3H	2W	
125.00	128.00	3.00	3	100	1.70	57	3R	3H	2W	
128.00	131.00	3.00	2.99	100	2.02	67	3R	3H	2W	
131.00	134.00	3.00	3	100	1.42	47	3R	3H	3W	
134.00	137.00	3.00	3	100	1.87	62	3R	3H	2W	
137.00	140.00	3.00	2.76	92	0.74	25	3R	3H	1W	
140.00	143.00	3.00	3	100	1.66	55	3R	2H	1W	
143.00	146.00	3.00	3	100	1.68	56	3R	2H	1W	6 cm of stick-up
146.00	149.00	3.00	3	100	1.76	59	3R	2H	1W	
149.00	152.00	3.00	2.99	100	2.27	76	1R	2H	1W	
152.00	155.00	3.00	2.97	99	1.68	56	3R	3H	1W	
155.00	158.00	3.00	2.83	94	2.15	72	3R	3H	1W	
158.00	161.00	3.00	2.64	88	0.89	30	1R	3H	1W	
161.00	164.00	3.00	3	100	1.69	56	3R	2H	1W	
164.00	167.00	3.00	2.59	86	0.77	26	1R	3H	1W	
167.00	170.00	3.00	3	100	0.45	15	0R	2H	1W	
170.00	173.00	3.00	3	100	1.28	43	0R	2H	1W	
173.00	176.00	3.00	3	100	1.69	56	0R	2H	1W	
176.00	179.00	3.00	3	100	1.23	41	3R	2H	1W	

From (m)	To (m)	Interval (m)	Recovery (m)	Recovery %	RQD	RQD %	Reactivity	Hardness	Weathering	Comments
179.00	182.00	3.00	2.99	100	1.77	59	3R	3H	1W	
182.00	185.00	3.00	3	100	2.17	72	3R	3H	1W	
185.00	188.00	3.00	3	100	1.83	61	3R	3H	1W	
188.00	191.00	3.00	3	100	1.15	38	3R	2H	1W	
191.00	194.00	3.00	3	100	2.12	71	3R	2H	1W	7 cm of stick-up
194.00	197.00	3.00	3	100	1.91	64	3R	3H	1W	
197.00	200.00	3.00	3	100	2.02	67	3R	3H	1W	
200.00	203.00	3.00	3	100	2.43	81	3R	3H	1W	
203.00	206.00	3.00	3	100	1.92	64	3R	3H	1W	
206.00	209.00	3.00	2.97	99	2.40	80	3R	3H	1W	8 cm of stick-up
209.00	212.00	3.00	3	100	2.26	75	3R	3H	1W	
212.00	215.00	3.00	3	100	2.39	80	3R	3H	1W	
215.00	218.00	3.00	3	100	1.70	57	3R	3H	1W	
218.00	221.00	3.00	3	100	2.05	68	3R	2H	1W	
221.00	224.00	3.00	3	100	2.36	79	3R	2H	1W	
224.00	227.00	3.00	3	100	2.23	74	3R	2H	1W	
227.00	230.00	3.00	2.94	98	1.63	54	3R	2H	1W	
230.00	233.00	3.00	2.86	95	0.99	33	3R	2H	1W	
233.00	236.00	3.00	3	100	0.88	29	3R	2H	1W	End of hole

KEG-12-067

Depth (m)	Magnetic Susceptibility	Rock Type	Comments
1	0	CAS	Casing. No recovery for the first 4 meters.
5	0.17	ICL	
6	0.05	ICL	
7	0.41	ICL	
8	0.09	ICL	
9	0.21	ICL	
10	0.2	ICL	
11	0.19	ICL	
12	2.57	ICL	
13	0.83	ICL	
14	0.25	ICL	
15	0.09	ICL	
16	0.5	ICL	
17	0.26	ICL	
18	0.17	ICL	
19	0.45	ICL	
20	0.03	ICL	
21	0.28	ICL	
22	0.06	ICL	
23	0.28	ICL	
24	0.13	ICL	
25	0.12	ICL	
26	0.05	FLR	
27	0.16	FLR	
28	0.01	FLR	
29	0.01	FLR	
30	0.04	FLR	
31	1.89	FLR	

Depth (m)	Magnetic Susceptibility	Unit	Comments
32	0.26	FLR	
33	0.65	FLR	
34	0.19	FLR	
35	0	FLR	
36	0	FLR	
37	0.02	FLR	
38	0.02	FLR	
39	0.06	FLR	
40	0.05	FLR	
41	0.17	FLR	
42	0.06	FLR	
43	0	FLR	
44	0.22	FLR	
45	0.77	FLR	
46	0	FLR	
47	0	FLR	
48	0	FLR	
49	0	FLR	
50	0	FLR	
51	0	FLR	
52	0.01	FLR	
53	0.07	FLR	
54	0.06	FLR	
55	0	FLR	
56	0.36	FLR	
57	0.02	FLR	
58	0	FLR	
59	0	FLR	
60	0	FLR	

Depth (m)	Magnetic Susceptibility	Rock Type	Comments
61	0.01	ICL	
62	0.01	ICL	
63	0.19	ICL	
64	0.64	ICL	
65	0	ICL	
66	0	ICL	
67	0.18	ICL	
68	0.02	ICL	
69	0.01	ICL	
70	0	ICL	
71	0.29	ICL	
72	0.32	ICL	
73	0.05	ICL	
74	0.08	ICL	
75	1.1	ICL	
76	0	ICL	
77	0	ICL	
78	0	ICL	
79	1.01	ICL	
80	0.27	ICL	
81	2.68	ICL	
82	0.1	ICL	
83	0.1	ICL	
84	0.26	ICL	
85	0.58	ICL	
86	1.61	ICL	
87	0.07	ICL	
88	1.61	ICL	
89	0	ICL	
90	0.28	ICL	
91	0.14	ICL	

Depth (m)	Magnetic Susceptibility	Unit	Comments
92	0.47	ICL	
93	1.17	ICL	
94	0.94	ICL	
95	0.34	ICL	
96	0.12	ICL	
97	0.19	ICL	
98	0.05	ICL	
99	0.14	ICL	
100	0.15	ICL	
101	0.42	ICL	
102	1.96	ICL	
103	2.74	ICL	
104	1.22	ICL	
105	2.17	ICL	
106	1.3	ICL	
107	0.46	ICL	
108	1.08	ICL	
109	1.02	ICL	
110	1.71	ICL	
111	0.96	ICL	
112	1.27	ICL	
113	2.38	ICL	
114	0.43	ICL	
115	0.3	ICL	
116	2.01	ICL	
117	1.47	ICL	
118	1.11	ICL	
119	1.26	ICL	
120	0.82	ICL	
121	1.59	ICL	
122	0.58	ICL	

Depth (m)	Magnetic Susceptibility	Rock Type	Comments
123	0.5	ICL	
124	1.93	ICL	
125	0.91	ICL	
126	0.64	ICL	
127	1.01	ICL	
128	2.17	ICL	
129	0.95	ICL	
130	1.72	ICL	
131	0.57	ICL	
132	1.21	ICL	
133	2.51	ICL	
134	6.04	ICL	
135	9.826	ICL	
136	0.41	ICL	
137	1.192	ICL	
138	0.653	ICL	
139	0.965	ICL	
140	0.329	ICL	
141	2.365	ICL	
142	0.686	ICL	
143	4.81	ICL	
144	2.574	ICL	
145	0.646	ICL	
146	6.273	ICL	
147	2.42	ICL	
148	0.796	ICL	
149	2.325	ICL	
150	1.765	ICL	
151	0.92	ICL	
152	1.815	ICL	
153	2.558	ICL	

Depth (m)	Magnetic Susceptibility	Unit	Comments
154	0.978	ICL	
155	3.493	ICL	
156	2.621	ICL	
157	2.18	ICL	
158	0.655	ICL	
159	1.78	ICL	
160	1.508	ICL	
161	0.668	ICL	
162	1.538	ICL	
163	0.212	ICL	
164	1.342	ICL	
165	2.715	ICL	
166	0.771	ICL	
167	0.598	ICL	
168	0.337	ICL	
169	0.184	ICL	
170	0.249	ICL	
171	0.036	ICL	
172	0.343	ICL	
173	0.14	ICL	
174	2.211	ICL	
175	3.114	ICL	
176	0.929	ICL	
177	1.092	ICL	
178	1.262	SLM	
179	0.858	SLM	
180	0.828	SLM	
181	0.475	SLM	
182	1.294	SLM	
183	0.856	SLM	
184	0.776	SLM	

Depth (m)	Magnetic Susceptibility	Rock Type	Comments
185	0.688	SLM	
186	1.188	SLM	
187	0.823	SLM	
188	0.3	SLM	
189	0.182	SLM	
190	0.3	SLM	
191	0.181	SLM	
192	0.287	SLM	
193	1.103	SLM	
194	0.041	SLM	
195	0.597	SLM	
196	0.716	SLM	
197	0.064	SLM	
198	0.259	SLM	
199	0.326	SLM	
200	0.263	SLM	
201	0.046	SLM	
202	0.5	SLM	
203	1.21	SLM	
204	1.052	SLM	
205	1.1	SLM	
206	0.686	SLM	
207	0.318	SLM	
208	0.763	SLM	
209	0.551	SLM	
210	0.809	SLM	
211	0.213	SLM	
212	0.038	SLM	
213	0.172	SLM	
214	0.045	SLM	
215	0.215	SLM	

Depth (m)	Magnetic Susceptibility	Unit	Comments
216	0.031	SLM	
217	0.389	ARG	
218	0.37	ARG	
219	1.044	ARG	
220	0.13	ARG	
221	0.199	ARG	
222	0.146	ARG	
223	0.163	ARG	
224	0.206	ARG	
225	0.234	ARG	
226	0.03	ARG	
227	0.044	ARG	
228	1.236	ARG	
229	0.176	ARG	
230	0.154	ARG	
231	0.111	ARG	
232	0.103	ARG	
233	0.028	ARG	
234	0.322	ARG	
235	0.133	ARG	
236	0.013	ARG	EOH

Hole Name	From (m)	Length (m)	Core Size	Rock Type	Weight in Air (g)	Weight in Water (g)	Density (g/cm3)	Specific Gravity	Comments
KEG-12-067									
	18.27	11.8	NQ2	ICL	654.9	409.1	2.8	2.7	Medium grey siliceous siltstone with several quartz veinlets (hairline). Disseminated blebs of medium grained mineralization.
	50.75	12	NQ2	FLR	654.6	400.8	2.7	2.6	Argillite with pervasive calcite veins and veinlets. Trace, medium grained, blebby mineralization.
	89.67	12.5	NQ2	ICL	693.6	433.2	2.8	2.7	Medium grey siliceous siltstone with calcite veination. Some weak disseminated mineralization present.
	122.52	13.1	NQ2	ICL	703.1	442.5	2.7	2.7	Intercalated limestone and siliceous siltstone with trace disseminated sphalerite/pyrrhotite. Several small siliceous veinlets unmineralized.
	150.52	12.7	NQ2	ICL	664.6	410	2.6	2.6	Silty limestone with several chlorite altered veinlets and discontinuous calcite fractures.
	159.45	12.9	NQ2	ICL	682.2	421.8	2.6	2.6	Siliceous siltstone with both siliceous and calcite fractures having chlorite altered envelopes. Weak, blebby, fracture controlled pyrrhotite and pyrite mineralization.
	190.52	12.7	NQ2	SLM	664.6	410	2.6	2.6	Silty limestone with several chlorite altered veinlets. Several discontinuous calcite fractures.

Hole Name	From (m)	Length (m)	Core Size	Rock Type	Weight in Air (g)	Weight in Water (g)	Density (g/cm3)	Specific Gravity	Comments
	222.89	14.5	NQ2	ARG	784.1	492.3	2.7	2.7	Strongly calcareous argillite with pervasive calcite fractures.
	222.89	14.5	NQ2	ARG	784.1	492.3	2.7	2.7	Strongly calcareous argillite with pervasive calcite fracturing.

Keg - Silver Range

Archer, Cathro & Associates (1981) Limited

Grid East	Grid North	Easting	Northing	Elevation	Depth (m)
		587746	6940268	1077.28	260

ZONE: Keg

SECTION:

HOLE: KEG-12-068

CLAIM: YD33684

Contractor: Top Rank

Drill: 1

Core Size: NQ2

Casing Depth:

Drilling Dates: Aug 21 - Aug 23, 2012

Geology Logged By: L. Tan

SURVEY			
Depth (m)	Azimuth	Dip	Method
0	340	-45	Compass
236	342	-42.4	Ranger

TARGET:

SUMMARY			
From (m)	To (m)	Interval (m)	Rock Type
0	7.66	7.66	CAS
7.66	34.65	26.99	SLT
34.65	43.2	8.55	FLR
43.2	192.75	149.55	SLT
192.75	243.1	50.35	FLR
243.1	260	16.9	SLT

SAMPLES	
Numbers:	K285583 to K285661, K287516 to K287522
Total:	88
Batch:	084, 085, 086, 087
Certificates:	WH12202883, WH12202884, WH12202885, WH12204986, WH12215610

COMMENTS

Box Log

KEG-12-068

Silver Range
Keg Zone

Archer,Cathro & Associates (1981) Limited

Box Number	From (m)	To (m)
1	7.66	13.53
2	13.53	20.68
3	20.68	29.57
4	29.57	38.77
5	38.77	44.18
6	44.18	49.85
7	49.85	55.35
8	55.35	60.92
9	60.92	66.53
10	66.53	76.13
11	76.13	81.55
12	81.55	87.2
13	87.2	92.43
14	92.43	98
15	98	103.65
16	103.65	108.96
17	108.96	114.5
18	114.5	119.91
19	119.91	127.57
20	127.57	132.18
21	132.18	137.07
22	137.07	142.48
23	142.48	147.31
24	147.31	152.38
25	152.38	157.78
26	157.78	163.12
27	163.12	168.48
28	168.48	173.94
29	173.94	179.29
30	179.29	184.61
31	184.61	190.08
32	190.08	195.23
33	195.23	200.47
34	200.47	205.71
35	205.71	209
36	209	215.24
37	215.24	220.31
38	220.31	225.61
39	225.61	230.83
40	230.83	236
41	236	241.59
42	241.59	246.92
43	246.92	252.27
44	252.27	257.46
45	257.46	260

Box Number	From (m)	To (m)

From (m)	To (m)	Interval (m)	Rock Type	Grain Size	Description	Shade	Colour	Texture	Alteration	Intensity	Mineral	Conc.
0.00	7.66	7.66	CAS	--	Same as general.							
						--	--	---	---	--	--	0
7.66	34.65	26.99	SLT	FG	Same as general.							
						MD	GY	FR	OXI	4I	Sp	0.3
						--	OR	RB	SER	1I	Sp	0.2
											Py	0.5
34.65	43.20	8.55	FLR	FG	Same as general.							
						MD	GY	FR	OXI	1I	Py	0.2
						DK	GY	BX			As	0.2
43.20	79.10	35.90	SLT	FG	Same as general.							
						MD	GY	FR	OXI	2I	As	0.1
						DK	GY	BX			Py	0.2
											Py	0.2
											Po	0.2
											Sp	0.2
											Gn	0.2
79.10	82.88	3.78	SLT	FG	Strongly mineralized, sheared siltstone with pyrite, sphalerite and localized galena and arsenopyrite in fractures and veinlets. Infill is dominantly siliceous, with some calcite. Interval is intensely fractured and locally brecciated.							
						MD	GY	BX	OXI	2I	Sp	2
						DK	GY	FR			Gn	0.5
											Py	4
											As	0.5
82.88	118.90	36.02	SLT	FG	Same as general.							
						MD	GY	BX			As	0.1
						DK	GY	FR	OXI	2I	Gn	0.2
											Sp	0.2
											Py	0.2
											Po	0.2
											Py	0.2
118.90	126.15	7.25	FLR	FG	Brecciated, rubbly fault rock with gouge. Disseminated pyrite is intermittently present. Fracture infill is dominantly calcareous.							

From (m)	To (m)	Interval (m)	Rock Type	Grain Size	Description	Shade	Colour	Texture	Alteration	Intensity	Mineral	Conc.
						DK	GY	BX	---	--	Py	0.3
								RB				
126.15	192.75	66.60	SLT	FG	Strongly fractured, locally brecciated, sheared siltstone. Trace oxidation and chlorite alteration occurs along fractures. Pyrite, pyrrhotite and sphalerite is present as fracture and veinlet infill. Veinlets are dominantly calcareous.							
						MD	GY	FR	OXI	1I	Sp	0.2
						DK	GY	BX	CHL	1I	Py	0.5
											Po	0.3
192.75	217.35	24.60	FLR	FG	Strongly graphitically altered rubbly siltstone with sections of gouge and 40-90 cm intervals of sheared siltstone. Pyrite is present as fracture infill. Pyrrhotite is locally present as blebs. Fracture and veinlet infill is dominantly calcareous. Top and bottom contacts are diffuse and occur over a rubbly section.							
						--	BK	RB	---	--	Py	0.2
								FR			Po	0.2
217.35	243.10	25.75	FLR	FG	Strongly fractured, intermittently brecciated siltstone with sections of gouge and weak-moderate sericite alteration. Pyrite, pyrrhotite and sphalerite are present within dominantly calcareous veinlets and fractures. Blebby pyrite and localized fine grained galena in veinlets are also present.							
						MD	GY	FR			Py	0.5
						MD	GN	BX	SER	3I	Sp	0.4
											Py	0.5
											Po	0.5
											Gn	0.2
243.10	254.20	11.10	SLT	FG	Fractured siliceous siltstone with fair sericite alteration. Fracture controlled mineralization consists of fine grained pyrite and pyrrhotite. Localized sections of breccia also present.							
						MD	GY	FR			Py	0.3
						LT	GN	BX	SER	2I	Po	0.2
254.20	260.00	5.80	SLT	FG	Interbedded siliceous/ calcareous siltstone with pervasive calcitic fractures infilled with fine grained pyrite and pyrrhotite. Fractures are locally vuggy.							

From (m)	To (m)	Interval (m)	Rock Type	Grain Size	Description	Shade	Colour	Texture	Alteration	Intensity	Mineral	Conc.
						--	BK	---	---	--	Po	0.3
											Py	0.3

Sample Log

KEG-12-068

Silver Range
Keg Zone

Archer,Cathro & Associates (1981) Limited

From (m)	To (m)	Interval (m)	Rock Type	Recovery (m)	Recovery %	Sample Number	BatchName	Batch Class	Standard	Blank	1/4 Dup	Coarse Dup
0.00	0.00	0.00	-QC-	0.00	0	K285608	12-086		K-3	☐	☐	☐
0.00	0.00	0.00	-QC-	0.00	0	K285621	12-086		K-3	☐	☐	☐
0.00	0.00	0.00	-QC-	0.00	0	K285625	12-086			☑	☐	☐
0.00	0.00	0.00	-QC-	0.00	0	K285632	12-087			☑	☐	☐
0.00	0.00	0.00	-QC-	0.00	0	K285638	12-087		K-3	☐	☐	☐
0.00	0.00	0.00	-QC-	0.00	0	K285653	12-087		K-4	☐	☐	☐
0.00	0.00	0.00	-QC-	0.00	0	K285660	12-087			☑	☐	☐
0.00	0.00	0.00	-QC-	0.00	0	K287519	12-084			☑	☐	☐
0.00	0.00	0.00	-QC-	0.00	0	K285603	12-086			☑	☐	☐
17.00	20.00	3.00	SLT	2.30	77	K287516	12-084			☐	☐	☐
20.00	23.00	3.00	SLT	2.32	77	K287517	12-084			☐	☐	☐
23.00	26.00	3.00	SLT	1.92	64	K287518	12-084			☐	☐	☐
26.00	29.00	3.00	SLT	0.96	32	K287520	12-084			☐	☐	☐
29.00	32.00	3.00	SLT	1.32	44	K287521	12-084			☐	☐	☐
32.00	35.00	3.00	SLT	1.56	52	K287522	12-084			☐	☐	☐
35.00	38.00	3.00	FLR	1.39	46	K285583	12-085			☐	☐	☐
38.00	41.00	3.00	FLR	2.95	98	K285584	12-085			☐	☐	☐
38.00	41.00	3.00	FLR	2.95	98	K285585	12-085			☐	☐	☑
41.00	44.00	3.00	FLR	2.95	98	K285586	12-085			☐	☐	☐
44.00	47.00	3.00	SLT	3.00	100	K285587	12-085			☐	☐	☐
47.00	50.00	3.00	SLT	2.98	99	K285588	12-085			☐	☐	☐
50.00	53.00	3.00	SLT	3.00	100	K285589	12-085			☐	☐	☐
50.00	53.00	3.00	SLT	3.00	100	K285590	12-085			☐	☑	☐
53.00	56.00	3.00	SLT	2.92	97	K285591	12-085			☐	☐	☐
56.00	59.00	3.00	SLT	3.00	100	K285592	12-085			☐	☐	☐
59.00	62.00	3.00	SLT	3.00	100	K285593	12-086			☐	☐	☐
62.00	65.00	3.00	SLT	3.00	100	K285594	12-086			☐	☐	☐

From (m)	To (m)	Interval (m)	Rock Type	Recovery (m)	Recovery %	Sample Number	BatchName	Batch Class	Standard	Blank	1/4 Dup	Coarse Dup
65.00	68.00	3.00	SLT	2.96	99	K285595	12-086			☐	☐	☐
65.00	68.00	3.00	SLT	2.96	99	K285596	12-086			☐	☐	☑
68.00	71.00	3.00	SLT	0.85	28	K285597	12-086			☐	☐	☐
71.00	74.00	3.00	SLT	1.03	34	K285598	12-086			☐	☐	☐
74.00	77.00	3.00	SLT	2.83	94	K285599	12-086			☐	☐	☐
77.00	79.00	2.00	SLT	1.97	99	K285600	12-086			☐	☐	☐
79.00	81.00	2.00	SLT	1.92	96	K285601	12-086			☐	☐	☐
81.00	83.00	2.00	SLT	1.98	99	K285602	12-086			☐	☐	☐
83.00	86.00	3.00	SLT	3.00	100	K285604	12-086			☐	☐	☐
86.00	89.00	3.00	SLT	2.96	99	K285605	12-086			☐	☐	☐
89.00	92.00	3.00	SLT	3.00	100	K285606	12-086			☐	☐	☐
92.00	95.00	3.00	SLT	3.00	100	K285607	12-086			☐	☐	☐
95.00	98.00	3.00	SLT	3.00	100	K285609	12-086			☐	☐	☐
98.00	101.00	3.00	SLT	3.00	100	K285610	12-086			☐	☐	☐
101.00	104.00	3.00	SLT	3.00	100	K285611	12-086			☐	☐	☐
104.00	107.00	3.00	SLT	3.00	100	K285612	12-086			☐	☐	☐
107.00	110.00	3.00	SLT	3.00	100	K285613	12-086			☐	☐	☐
107.00	110.00	3.00	SLT	3.00	100	K285614	12-086			☐	☑	☐
110.00	113.00	3.00	SLT	2.91	97	K285615	12-086			☐	☐	☐
113.00	116.00	3.00	SLT	2.95	98	K285616	12-086			☐	☐	☐
116.00	119.00	3.00	SLT	3.00	100	K285617	12-086			☐	☐	☐
119.00	122.00	3.00	SLT	2.22	74	K285618	12-086			☐	☐	☐
122.00	125.00	3.00	SLT	1.86	62	K285619	12-086			☐	☐	☐
125.00	128.00	3.00	SLT	2.18	73	K285620	12-086			☐	☐	☐
128.00	131.00	3.00	SLT	3.00	100	K285622	12-086			☐	☐	☐
131.00	134.00	3.00	SLT	2.12	71	K285623	12-086			☐	☐	☐
134.00	137.00	3.00	SLT	2.82	94	K285624	12-086			☐	☐	☐
137.00	140.00	3.00	SLT	3.00	100	K285626	12-086			☐	☐	☐
140.00	143.00	3.00	SLT	3.00	100	K285627	12-086			☐	☐	☐

From (m)	To (m)	Interval (m)	Rock Type	Recovery (m)	Recovery %	Sample Number	BatchName	Batch Class	Standard	Blank	1/4 Dup	Coarse Dup
143.00	146.00	3.00	SLT	2.98	99	K285628	12-086			☐	☐	☐
146.00	149.00	3.00	SLT	2.86	95	K285629	12-087			☐	☐	☐
149.00	152.00	3.00	SLT	2.39	80	K285630	12-087			☐	☐	☐
152.00	155.00	3.00	SLT	3.00	100	K285631	12-087			☐	☐	☐
155.00	158.00	3.00	SLT	3.00	100	K285633	12-087			☐	☐	☐
158.00	161.00	3.00	SLT	3.00	100	K285634	12-087			☐	☐	☐
161.00	164.00	3.00	SLT	3.00	100	K285635	12-087			☐	☐	☐
164.00	167.00	3.00	SLT	2.98	99	K285636	12-087			☐	☐	☐
167.00	170.00	3.00	SLT	3.00	100	K285637	12-087			☐	☐	☐
170.00	173.00	3.00	SLT	3.00	100	K285639	12-087			☐	☐	☐
173.00	176.00	3.00	SLT	3.00	100	K285640	12-087			☐	☐	☐
176.00	179.00	3.00	SLT	3.00	100	K285641	12-087			☐	☐	☐
179.00	182.00	3.00	SLT	2.90	97	K285642	12-087			☐	☐	☐
179.00	182.00	3.00	SLT	2.90	97	K285643	12-087			☐	☑	☐
182.00	185.00	3.00	SLT	2.91	97	K285644	12-087			☐	☐	☐
185.00	188.00	3.00	SLT	3.00	100	K285645	12-087			☐	☐	☐
188.00	191.00	3.00	SLT	3.00	100	K285646	12-087			☐	☐	☐
191.00	194.00	3.00	SLT	3.00	100	K285647	12-087			☐	☐	☐
191.00	194.00	3.00	SLT	3.00	100	K285648	12-087			☐	☐	☑
221.00	224.00	3.00	FLR	2.96	99	K285649	12-087			☐	☐	☐
224.00	227.00	3.00	FLR	2.90	97	K285650	12-087			☐	☐	☐
227.00	230.00	3.00	FLR	3.00	100	K285651	12-087			☐	☐	☐
230.00	233.00	3.00	FLR	2.78	93	K285652	12-087			☐	☐	☐
233.00	236.00	3.00	FLR	3.00	100	K285654	12-087			☐	☐	☐
236.00	239.00	3.00	FLR	2.48	83	K285655	12-087			☐	☐	☐
239.00	242.00	3.00	FLR	2.94	98	K285656	12-087			☐	☐	☐
242.00	245.00	3.00	FLR	3.00	100	K285657	12-087			☐	☐	☐
245.00	248.00	3.00	SLT	2.97	99	K285658	12-087			☐	☐	☐
248.00	251.00	3.00	SLT	3.00	100	K285659	12-087			☐	☐	☐

From (m)	To (m)	Interval (m)	Rock Type	Recovery (m)	Recovery %	Sample Number	BatchName	Batch Class	Standard	Blank	1/4 Dup	Coarse Dup
251.00	254.00	3.00	SLT	2.86	95	K285661	12-087			☐	☐	☐

From (m)	To (m)	Interval (m)	Recovery (m)	Recovery %	RQD	RQD %	Reactivity	Hardness	Weathering	Comments
0.00	7.66	7.66	7.66	100	0.00	0	0R	--	--	Casing, no recovery
7.66	8.00	0.34	0.34	100	0.00	0	0R	2H	4W	
8.00	11.00	3.00	2.11	70	0.00	0	0R	2H	4W	
11.00	14.00	3.00	3	100	0.00	0	0R	2H	4W	
14.00	17.00	3.00	1.23	41	0.00	0	0R	2H	4W	Fault zone, poor recovery.
17.00	20.00	3.00	2.3	77	0.00	0	0R	2H	4W	
20.00	23.00	3.00	2.32	77	0.67	22	0R	2H	4W	
23.00	26.00	3.00	1.92	64	0.24	8	0R	2H	4W	
26.00	29.00	3.00	0.96	32	0.11	4	0R	2H	4W	
29.00	32.00	3.00	1.32	44	0.00	0	0R	2H	3W	
32.00	35.00	3.00	1.56	52	0.10	3	0R	2H	3W	
35.00	38.00	3.00	1.39	46	0.17	6	0R	2H	2W	
38.00	41.00	3.00	2.95	98	1.34	45	0R	2H	2W	
41.00	44.00	3.00	2.95	98	1.15	38	0R	2H	2W	
44.00	47.00	3.00	3	100	1.94	65	0R	2H	2W	
47.00	50.00	3.00	2.98	99	2.15	72	0R	2H	2W	
50.00	53.00	3.00	3	100	2.37	79	0R	2H	2W	8 cm of stick-up.
53.00	56.00	3.00	2.92	97	2.15	72	0R	2H	2W	
56.00	59.00	3.00	3	100	2.42	81	0R	2H	2W	
59.00	62.00	3.00	3	100	2.21	74	0R	2H	2W	
62.00	65.00	3.00	3	100	2.06	69	0R	2H	2W	
65.00	68.00	3.00	2.96	99	2.36	79	0R	2H	2W	
68.00	71.00	3.00	0.85	28	0.00	0	0R	2H	2W	Fault zone, poor recovery.
71.00	74.00	3.00	1.03	34	0.00	0	0R	2H	2W	
74.00	77.00	3.00	2.83	94	1.90	63	0R	3H	3W	
77.00	80.00	3.00	2.95	98	1.44	48	0R	3H	2W	
80.00	83.00	3.00	2.98	99	2.41	80	0R	3H	2W	
83.00	86.00	3.00	3	100	2.47	82	0R	3H	2W	
86.00	89.00	3.00	2.96	99	2.11	70	0R	3H	2W	

From (m)	To (m)	Interval (m)	Recovery (m)	Recovery %	RQD	RQD %	Reactivity	Hardness	Weathering	Comments
89.00	92.00	3.00	3	100	1.63	54	0R	2H	2W	
92.00	95.00	3.00	3	100	2.18	73	0R	2H	2W	
95.00	98.00	3.00	3	100	2.00	67	0R	3H	1W	
98.00	101.00	3.00	3	100	2.04	68	0R	3H	2W	
101.00	104.00	3.00	3	100	2.34	78	0R	3H	1W	
104.00	107.00	3.00	3	100	1.00	33	0R	3H	1W	
107.00	110.00	3.00	3	100	1.77	59	0R	3H	1W	
110.00	113.00	3.00	2.91	97	1.28	43	0R	3H	1W	
113.00	116.00	3.00	2.95	98	1.16	39	0R	3H	2W	
116.00	119.00	3.00	3	100	1.65	55	0R	2H	2W	
119.00	122.00	3.00	2.22	74	0.37	12	1R	2H	1W	
122.00	125.00	3.00	1.86	62	0.18	6	1R	2H	1W	
125.00	128.00	3.00	2.18	73	0.10	3	1R	2H	1W	
128.00	131.00	3.00	3	100	0.00	0	0R	3H	1W	
131.00	134.00	3.00	2.12	71	0.31	10	0R	3H	1W	
134.00	137.00	3.00	2.82	94	0.59	20	0R	3H	1W	
137.00	140.00	3.00	3	100	1.51	50	0R	3H	1W	
140.00	143.00	3.00	3	100	1.82	61	0R	3H	1W	
143.00	146.00	3.00	2.98	99	0.44	15	0R	3H	1W	
146.00	149.00	3.00	2.86	95	0.54	18	1R	3H	1W	
149.00	152.00	3.00	2.39	80	0.44	15	0R	3H	1W	
152.00	155.00	3.00	3	100	0.88	29	0R	3H	1W	
155.00	158.00	3.00	3	100	1.61	54	0R	3H	1W	
158.00	161.00	3.00	3	100	0.86	29	0R	3H	1W	
161.00	164.00	3.00	3	100	1.60	53	1R	3H	1W	
164.00	167.00	3.00	2.98	99	0.99	33	1R	3H	1W	
167.00	170.00	3.00	3	100	0.72	24	1R	3H	1W	
170.00	173.00	3.00	3	100	1.27	42	0R	3H	1W	
173.00	176.00	3.00	3	100	1.49	50	0R	3H	2W	
176.00	179.00	3.00	3	100	1.88	63	0R	3H	2W	
179.00	182.00	3.00	2.9	97	1.66	55	0R	3H	2W	

From (m)	To (m)	Interval (m)	Recovery (m)	Recovery %	RQD	RQD %	Reactivity	Hardness	Weathering	Comments
182.00	185.00	3.00	2.91	97	1.19	40	1R	3H	2W	
185.00	188.00	3.00	3	100	1.30	43	0R	3H	2W	
188.00	191.00	3.00	3	100	0.97	32	0R	3H	2W	
191.00	194.00	3.00	3	100	0.78	26	0R	3H	1W	
194.00	197.00	3.00	2.94	98	0.14	5	0R	2H	1W	
197.00	200.00	3.00	2.91	97	0.41	14	0R	3H	1W	
200.00	203.00	3.00	3	100	1.02	34	0R	2H	1W	
203.00	206.00	3.00	2.82	94	0.83	28	0R	2H	1W	
206.00	209.00	3.00	3	100	0.71	24	0R	2H	1W	
209.00	212.00	3.00	2.5	83	0.00	0	0R	2H	1W	
212.00	215.00	3.00	1.84	61	0.00	0	0R	2H	1W	
215.00	218.00	3.00	3	100	0.14	5	0R	2H	1W	
218.00	221.00	3.00	2.85	95	0.71	24	1R	2H	1W	
221.00	224.00	3.00	2.96	99	1.14	38	1R	2H	1W	
224.00	227.00	3.00	2.9	97	0.46	15	1R	2H	1W	
227.00	230.00	3.00	3	100	1.25	42	1R	2H	1W	
230.00	233.00	3.00	2.78	93	0.37	12	3R	2H	1W	
233.00	236.00	3.00	3	100	0.78	26	0R	3H	1W	
236.00	239.00	3.00	2.48	83	0.22	7	0R	3H	1W	
239.00	242.00	3.00	2.94	98	0.53	18	0R	3H	1W	
242.00	245.00	3.00	3	100	0.65	22	0R	3H	1W	
245.00	248.00	3.00	2.97	99	1.08	36	0R	3H	1W	
248.00	251.00	3.00	3	100	0.50	17	0R	3H	1W	
251.00	254.00	3.00	2.86	95	0.61	20	0R	3H	1W	
254.00	257.00	3.00	3	100	1.86	62	1R	3H	1W	
257.00	260.00	3.00	3	100	1.27	42	1R	3H	1W	End of hole.

Depth (m)	Magnetic Susceptibility	Rock Type	Comments
1	0	CAS	Casing, no recovery.
2	0	CAS	Casing, no recovery.
3	0	CAS	Casing, no recovery.
4	0	CAS	Casing, no recovery.
5	0	CAS	Casing, no recovery.
6	0	CAS	Casing, no recovery.
7	0	CAS	Casing, no recovery.
8	0	SLT	Rubble
9	0	SLT	Rubble
10	0	SLT	Rubble
11	0	SLT	Rubble
12	0	SLT	Rubble
13	0	SLT	Rubble
14	0	SLT	Rubble
15	0	SLT	Rubble
16	0	SLT	Rubble
17	0	SLT	Rubble
18	0.11	SLT	
19	0	SLT	Rubble
20	0	SLT	Rubble
21	0	SLT	Rubble
22	0.07	SLT	
23	0.23	SLT	
24	0.54	SLT	
25	0.07	SLT	
26	0.2	SLT	
27	0.13	SLT	
28	0.2	SLT	
29	0	SLT	Rubble
30	0	SLT	
31	0	SLT	Rubble
32	0	SLT	Rubble
33	0	SLT	
34	0	SLT	
35	0	FLR	
36	0.02	FLR	
37	0.4	FLR	
38	0.51	FLR	
39	0.01	FLR	
40	0.17	FLR	
41	0.23	FLR	
42	0.18	FLR	
43	0	FLR	
44	0	SLT	
45	0.14	SLT	
46	0.86	SLT	
47	0.49	SLT	
48	0.33	SLT	
49	0.03	SLT	
50	0.37	SLT	
51	0	SLT	
52	0	SLT	
53	0.3	SLT	
54	0.18	SLT	
55	2.79	SLT	
56	0.1	SLT	
57	2.68	SLT	
58	0	SLT	

Depth (m)	Magnetic Susceptibility	Rock Type	Comments
59	0.18	SLT	
60	0	SLT	
61	0.08	SLT	
62	0.21	SLT	
63	0.84	SLT	
64	0.02	SLT	
65	0.79	SLT	
66	0.08	SLT	
67	0.09	SLT	
68	0.66	SLT	
69	0	SLT	Rubble
70	0	SLT	Rubble
71	0	SLT	
72	0	SLT	
73	0.31	SLT	
74	0.06	SLT	
75	0.01	SLT	
76	0.1	SLT	
77	0.52	SLT	
78	0.2	SLT	
79	0.15	SLT	
80	0	SLT	
81	0.18	SLT	
82	0.22	SLT	
83	0	SLT	
84	0.14	SLT	
85	0.55	SLT	
86	0.05	SLT	
87	0.3	SLT	
88	0.44	SLT	
89	0.29	SLT	

Depth (m)	Magnetic Susceptibility	Unit	Comments
90	0.12	SLT	
91	2.25	SLT	
92	0.93	SLT	
93	0.17	SLT	
94	0.36	SLT	
95	0.03	SLT	
96	0.03	SLT	
97	1.29	SLT	
98	0.15	SLT	
99	2.17	SLT	
100	2.2	SLT	
101	2.87	SLT	
102	1.08	SLT	
103	2.14	SLT	
104	1.8	SLT	
105	0.43	SLT	
106	1.44	SLT	
107	0.21	SLT	
108	0.84	SLT	
109	0.43	SLT	
110	4.4	SLT	
111	0.65	SLT	
112	1.35	SLT	
113	0.85	SLT	
114	1.04	SLT	
115	1.79	SLT	
116	1.71	SLT	
117	0.61	SLT	
118	2.02	SLT	
119	0.12	SLT	
120	0.25	SLT	

Depth (m)	Magnetic Susceptibility	Rock Type	Comments
121	0.49	SLT	
122	0	SLT	Rubble
123	0	SLT	Rubble
124	0.38	SLT	
125	0.3	SLT	
126	0.16	SLT	
127	0.05	SLT	
128	1.48	SLT	
129	1.8	SLT	
130	0.94	SLT	
131	0.02	SLT	
132	3.15	SLT	
133	2.14	SLT	
134	3.35	SLT	
135	0.45	SLT	
136	0.13	SLT	
137	0.62	SLT	
138	1.47	SLT	
139	3.53	SLT	
140	3.68	SLT	
141	5.27	SLT	
142	1.19	SLT	
143	2	SLT	
144	0.18	SLT	
145	0.24	SLT	
146	0.5	SLT	
147	0.17	SLT	
148	0.05	SLT	
149	0.02	SLT	
150	0.27	SLT	
151	0.56	SLT	

Depth (m)	Magnetic Susceptibility	Unit	Comments
152	0.51	SLT	
153	0.26	SLT	
154	0.5	SLT	
155	0.88	SLT	
156	2.18	SLT	
157	0.28	SLT	
158	0.27	SLT	
159	0.04	SLT	
160	0	SLT	
161	0.05	SLT	
162	0.68	SLT	
163	0.17	SLT	
164	0.07	SLT	
165	0.02	SLT	
166	0.18	SLT	
167	0	SLT	
168	0.21	SLT	
169	0.04	SLT	
170	0.49	SLT	
171	1.35	SLT	
172	0.17	SLT	
173	0.5	SLT	
174	0.03	SLT	
175	1.98	SLT	
176	0.5	SLT	
177	0.3	SLT	
178	0.13	SLT	
179	0.02	SLT	
180	0.76	SLT	
181	0.4	SLT	
182	0.98	SLT	

Depth (m)	Magnetic Susceptibility	Rock Type	Comments
183	0.13	SLT	
184	1.83	SLT	
185	0.19	SLT	
186	0.09	SLT	
187	0.1	SLT	
188	0.38	SLT	
189	0.34	SLT	
190	0.67	SLT	
191	0.45	SLT	
192	0.08	SLT	
193	0.1	FLR	
194	0.74	FLR	
195	0.32	FLR	
196	0.33	FLR	
197	0.63	FLR	
198	0.26	FLR	
199	0.73	FLR	
200	0.28	FLR	
201	0.29	FLR	
202	0.02	FLR	
203	0.11	FLR	
204	0.3	FLR	
205	0.19	FLR	
206	0.24	FLR	
207	0.49	FLR	
208	0	FLR	
209	0.65	FLR	
210	0.09	FLR	
211	0.18	FLR	
212	0	FLR	Rubble
213	0.1	FLR	

Depth (m)	Magnetic Susceptibility	Unit	Comments
214	0	FLR	Rubble
215	0	FLR	Rubble
216	0.54	FLR	
217	0.44	FLR	
218	0.84	FLR	
219	0.04	FLR	
220	0.12	FLR	
221	0.04	FLR	
222	0.41	FLR	
223	0.01	FLR	
224	0.2	FLR	
225	0.03	FLR	
226	0.7	FLR	
227	0.42	FLR	
228	0.68	FLR	
229	0.06	FLR	
230	0.07	FLR	
231	0.16	FLR	
232	0.04	FLR	
233	0.46	FLR	
234	0.15	FLR	
235	0.78	FLR	
236	0.87	FLR	
237	1.04	FLR	
238	0.18	FLR	
239	0.3	FLR	
240	0.23	FLR	
241	0.76	FLR	
242	0.1	FLR	
243	0	FLR	
244	0	SLT	

Depth (m)	Magnetic Susceptibility	Rock Type	Comments
245	0	SLT	
246	0.05	SLT	
247	0.78	SLT	
248	0.11	SLT	
249	0	SLT	
250	0.13	SLT	
251	1.87	SLT	
252	0.57	SLT	
253	0.26	SLT	
254	3.23	SLT	
255	0.07	SLT	
256	0.64	SLT	
257	0.45	SLT	
258	0.34	SLT	
259	0.15	SLT	
260	0.06	SLT	End of hole.

Depth (m)	Magnetic Susceptibility	Unit	Comments

Hole Name	From (m)	Length (m)	Core Size	Rock Type	Weight in Air (g)	Weight in Water (g)	Density (g/cm3)	Specific Gravity	Comments
KEG-12-068									
	45.06	12.1	NQ2	SLT	635.6	393.8	2.6	2.6	Sheared siliceous siltstone with trace, fine grained pyrite in fractures.
	60.64	15.3	NQ2	SLT	787.8	483.8	2.6	2.6	Sheared siliceous siltstone with oxidized fracture surfaces and trace, disseminated, fine grained pyrite.
	96.11	13.8	NQ2	SLT	736.4	457.3	2.6	2.6	Sheared siliceous siltstone with oxidized fractures and a 1 cm wide quartz vein partially infilled with medium grained pyrite.
	136.22	11.2	NQ2	SLT	605.1	382.2	2.7	2.7	Sheared siliceous siltstone with pyrite present as fine grained disseminations and within siliceous
	167.38	10.8	NQ2	SLT	561.9	346.1	2.6	2.6	Sheared siliceous siltstone with calcareous fractures hosting fine grained pyrite and sphalerite.
	209.62	10.3	NQ2	FLR	546.2	340.2	2.6	2.7	Black, fractured siltstone with calcareous fractures and veinlets hosting fine grained pyrite, pyrrhotite and sphalerite.
	235.76	10.1	NQ2	FLR	514.7	314.3	2.5	2.6	Light to medium green, strongly fractured fault rock. Calcareous fractures and veinlets host fine grained pyrrhotite, sphalerite and pyrite.

Hole Name	From (m)	Length (m)	Core Size	Rock Type	Weight in Air (g)	Weight in Water (g)	Density (g/cm3)	Specific Gravity	Comments
	255.86	11.6	NQ2	SLT	608.4	374.1	2.6	2.6	Black, moderately fractured calcareous siltstone. Fractures are infilled with calcite and host fine grained pyrite and pyrrhotite.

Keg - Silver Range

Archer, Cathro & Associates (1981) Limited

Grid East	Grid North	Easting	Northing	Elevation	Depth (m)
		586117	6940196	1209.69	179

ZONE: Keg

SECTION:

HOLE: KEG-12-069

CLAIM: YD11781

Contractor: Top Rank

Drill: 1

Core Size: NQ2

Casing Depth:

Drilling Dates: Aug 24 - Aug 27, 2012

Geology Logged By: L. Tan

SURVEY			
Depth (m)	Azimuth	Dip	Method
0	342	-50	Compass
179	348	-48.9	Ranger

TARGET:

SUMMARY			
From (m)	To (m)	Interval (m)	Rock Type
0	7.15	7.15	CAS
7.15	59.2	52.05	SLT
59.2	67.15	7.95	FLR
67.15	156.5	89.35	SLT
156.5	179	22.5	ARG

SAMPLES	
Numbers:	K285662 to K285733
Total:	73
Batch:	087, 088, 089
Certificates:	WH12204986, WH12204987, WH12207206, WH12221692

COMMENTS

Box Log

KEG-12-069

Silver Range
Keg Zone

Archer,Cathro & Associates (1981) Limited

Box Number	From (m)	To (m)
1	7.15	15.77
2	15.77	20.8
3	20.8	25.88
4	25.88	30.6
5	30.6	35.73
6	35.73	40.26
7	40.26	45.39
8	45.39	50.55
9	50.55	56
10	56	62
11	62	67.46
12	67.46	73.13
13	73.13	78.55
14	78.55	83.86
15	83.86	89
16	89	94.49
17	94.49	100.06
18	100.06	105.65
19	105.65	110.5
20	110.5	115.52
21	115.52	121.07
22	121.07	126.34
23	126.34	131.75
24	131.75	137.25
25	137.25	142.45
26	142.45	147.81
27	147.81	152.94
28	152.94	158.29
29	158.29	161
30	161	166.64
31	166.64	172.11
32	172.11	177.9
33	177.9	179

Box Number	From (m)	To (m)

From (m)	To (m)	Interval (m)	Rock Type	Grain Size	Description	Shade	Colour	Texture	Alteration	Intensity	Mineral	Conc.
0.00	7.15	7.15	-?-	--	Same as general							
						--	--	---	---	--	--	0
7.15	46.33	39.18	SLT	FG	Siliceous siltstone interbedded with less abundant calcareous siltstone. The interval is moderate-strongly mineralized, with intermittent 10-60 cm sections of intense blebby to semi-massive replacement-style mineralization occurring parallel to foliation (30°-70° TCA). Localized, coarse grained blebs of arsenopyrite, as well as blebs of sphalerite, chalcopyrite, galena and pyrrhotite are also present. The interval is fair-moderately oxidized and chlorite altered, with sections of calc-silicate alteration. Moderate to strong bleaching and sections of rubble are also present.							
						MD	GY		OXI	2I	As	1
						MD	GN		CHL	3I	Sp	3
						LT	GY	RB	CLS	2I	Po	0.5
						LT	GN	FO	BLE	3I	Gn	0.5
											Cp	0.5
46.33	59.20	12.87	SLT	FG	Trace mineralized siliceous siltstone with minor calcareous siltstone. Fracture controlled mineralization consists of fine grained pyrite and pyrrhotite. Localized, 2 mm blebs of pyrrhotite and chalcopyrite are also present. The interval is weakly-moderately bleached, with weak-fair chlorite alteration along fractures and veinlets.							
						MD	GY		OXI	1I	Py	0.3
						LT	GY	---	CHL	2I	Po	0.3
									BLE	2I	Po	0.1
											Cp	0.1
59.20	67.15	7.95	FLR	FG	Same as general.							
						LT	BN	RB	CLY	2I	--	0
						LT	GY		OXI	2I		

From (m)	To (m)	Interval (m)	Rock Type	Grain Size	Description	Shade	Colour	Texture	Alteration	Intensity	Mineral	Conc.
67.15	87.81	20.66	SLT	FG	Intermittently foliated, moderate to strongly bleached siliceous siltstone with weak chlorite alteration occurring along fractures and surrounding disseminated sulphide grains. Mineralization decreases downsection and consists of pyrrhotite, chalcopyrite and sphalerite occurring as disseminated grains and infilling fractures and veinlets. Arsenopyrite is locally present as coarse grained blebs within a strongly mineralized and chlorite altered section at 70.83 m - 71.05 m depth and within a 2.5 cm thick, quartz-carbonate vein at 73.13 m depth.							
						MD	GY		CHL	2I	Po	0.1
						LT	GY	FO	BLE	3I	Cp	0.1
											Po	0.2
											Sp	0.1
											Sp	0.1
											As	0.2
											Cp	0.1
87.81	100.42	12.61	SLT	FG	Siliceous siltstone interbedded with minor calcareous siltstone. Interval is moderately chlorite altered along fractures. Pyrrhotite, sphalerite and localized galena are present within veinlets. Blebs (1-3 mm) of sphalerite and galena are also intermittently present. White, 5-50 cm, strongly bleached(?) sections contain blebs of galena and are foliated. The top of the interval contains a 20 cm section of fault gouge.							
						MD	GY		BLE	4I	Gn	0.5
						LT	GY				Cp	0.1
						LT	GN				Gn	1
						--	WH	FO	CHL	3I	Po	0.1
											Sp	1

From (m)	To (m)	Interval (m)	Rock Type	Grain Size	Description	Shade	Colour	Texture	Alteration	Intensity	Mineral	Conc.
100.42	121.67	21.25	SLT	FG	Variably (weak-strong) bleached, foliated siliceous siltstone interbedded with minor calcareous siltstone. Moderate-strong mineralization of sulphides consists of galena, sphalerite, chalcopyrite, pyrrhotite and pyrite occurring as disseminated grains, within veinlets and as medium-coarse grained, blebby replacements. Replacement-style mineralization generally occurs within calc-silicate altered sections, parallel to foliation (30°-70° TCA). Chlorite alteration is also present along fractures and veinlets.							
						MD	GN	FO	CLS	2I	Sp	1
						MD	GY		BLE	3I	Cp	0.5
						LT	GY		CHL	3I	Cp	1
											Py	0.1
											Po	0.3
											Gn	0.6
											Gn	0.7
											Po	0.2
											Sp	1
121.67	156.50	34.83	SLT	FG	Siliceous siltstone, intercalated with minor calcareous siltstone from approximately 151.20 m depth. The interval is intermittently foliated with variable (weak-strong) bleaching and weak chlorite alteration along fractures. Weak mineralization of fine grained pyrrhotite, sphalerite and chalcopyrite occurs primarily within fractures, with locally disseminated grains of pyrrhotite and sphalerite. Oxidized, clay and chlorite altered sections are present adjacent to calcite veins/ veinlets from 151 m depth to the end of the interval. Localized 2-5 mm blebs of galena are present within a oxidized, clay altered interval at 155.85 m - 156.50 m depth (fault?).							
						MD	GY		BLE	3I	Sp	0.3
						LT	GY		CLY	2I	Po	0.2
						DK	GY	FO	OXI	2I	Sp	0.2
									CHL	2I	Po	0.3
											Cp	0.2
											Gn	0.1

From (m)	To (m)	Interval (m)	Rock Type	Grain Size	Description	Shade	Colour	Texture	Alteration	Intensity	Mineral	Conc.
156.50	160.93	4.43	ARG	FG	Pervasively fractured, strongly calcareous argillite with fine grained pyrite partially infilling calcitic fractures.							
						--	BK	FR	---	--	Py	0.2
160.93	163.90	2.97	FLR	FG	Brecciated fault rock with localized gouge and crackle texture. Angular clasts are composed of argillite within a calcareous matrix. Fine grained pyrite is present in fractures. Lower contact is brecciated and gradational over 20 cm.							
						MD	GY	BX	---	--	Py	0.2
163.90	176.15	12.25	ICL	FG	Intercalated siliceous siltstone/ silty limestone with variable bleaching and a moderate amount of fractures infilled with calcite. Fractures are locally vuggy.							
						LT	GY		BLE	2I		
						DK	GY	FR	OXI	2I	--	0
									CHL	2I		
176.15	179.00	2.85	ARG	FG	Strongly calcareous argillite with calcitic fractures and localized sericite alteration.							
						LT	GN	FR	SER	2I	--	0
						DK	GY					

KEG-12-069

From (m)	To (m)	Interval (m)	Rock Type	Recovery (m)	Recovery %	Sample Number	BatchName	Batch Class	Standard	Blank	1/4 Dup	Coarse Dup
0.00	11.00	11.00	-QC-	0.00	0		12-087			☐	☐	☐
0.00	0.00	0.00	-QC-	0.00	0	K285680	12-088		K-3	☐	☐	☐
0.00	0.00	0.00	-QC-	0.00	0	K285685	12-088		K-3	☐	☐	☐
0.00	0.00	0.00	-QC-	0.00	0	K285698	12-088			☑	☐	☐
0.00	0.00	0.00	-QC-	0.00	0	K285705	12-089			☑	☐	☐
0.00	0.00	0.00	-QC-	0.00	0	K285710	12-089		K-2	☐	☐	☐
0.00	0.00	0.00	-QC-	0.00	0	K285715	12-089			☑	☐	☐
0.00	0.00	0.00	-QC-	0.00	0	K285731	12-089		K-3	☐	☐	☐
0.00	0.00	0.00	-QC-	0.00	0	K285669	12-088			☑	☐	☐
11.00	14.00	3.00	SLT	2.24	75	K285662	12-087			☐	☐	☐
14.00	17.00	3.00	SLT	2.87	96	K285663	12-087			☐	☐	☐
17.00	19.00	2.00	SLT	2.00	100	K285664	12-087			☐	☐	☐
19.00	21.68	2.68	SLT	2.68	100	K285665	12-088			☐	☐	☐
21.68	22.18	0.50	SLT	0.50	100	K285666	12-088			☐	☐	☐
22.18	24.50	2.32	SLT	2.23	96	K285667	12-088			☐	☐	☐
24.50	26.00	1.50	SLT	1.18	79	K285668	12-088			☐	☐	☐
26.00	27.50	1.50	SLT	1.44	96	K285670	12-088			☐	☐	☐
27.50	29.00	1.50	SLT	1.44	96	K285671	12-088			☐	☐	☐
29.00	30.50	1.50	SLT	1.36	91	K285672	12-088			☐	☐	☐
30.50	32.00	1.50	SLT	1.36	91	K285673	12-088			☐	☐	☐
32.00	35.00	3.00	SLT	2.52	84	K285674	12-088			☐	☐	☐
32.00	35.00	3.00	SLT	2.52	84	K285675	12-088			☐	☐	☑
35.00	38.00	3.00	SLT	3.00	100	K285676	12-088			☐	☐	☐
38.00	39.50	1.50	SLT	1.44	96	K285677	12-088			☐	☐	☐
39.50	41.00	1.50	SLT	1.44	96	K285678	12-088			☐	☐	☐
41.00	44.00	3.00	SLT	2.96	99	K285679	12-088			☐	☐	☐
44.00	47.00	3.00	SLT	2.80	93	K285681	12-088			☐	☐	☐

From (m)	To (m)	Interval (m)	Rock Type	Recovery (m)	Recovery %	Sample Number	BatchName	Batch Class	Standard	Blank	1/4 Dup	Coarse Dup
47.00	50.00	3.00	SLT	2.55	85	K285682	12-088			☐	☐	☐
50.00	53.00	3.00	SLT	2.34	78	K285683	12-088			☐	☐	☐
53.00	56.00	3.00	SLT	2.96	99	K285684	12-088			☐	☐	☐
56.00	59.00	3.00	SLT	2.07	69	K285686	12-088			☐	☐	☐
59.00	62.00	3.00	SLT	2.90	97	K285687	12-088			☐	☐	☐
62.00	65.00	3.00	FLR	3.00	100	K285688	12-088			☐	☐	☐
65.00	68.00	3.00	FLR	2.16	72	K285689	12-088			☐	☐	☐
68.00	71.00	3.00	SLT	2.80	93	K285690	12-088			☐	☐	☐
71.00	72.50	1.50	SLT	1.48	99	K285691	12-088			☐	☐	☐
71.00	72.50	1.50	SLT	1.48	99	K285692	12-088			☐	☑	☐
72.50	74.00	1.50	SLT	1.47	98	K285693	12-088			☐	☐	☐
74.00	77.00	3.00	SLT	2.98	99	K285694	12-088			☐	☐	☐
77.00	80.00	3.00	SLT	3.00	100	K285695	12-088			☐	☐	☐
80.00	83.00	3.00	SLT	2.87	96	K285696	12-088			☐	☐	☐
83.00	86.00	3.00	SLT	3.00	100	K285697	12-088			☐	☐	☐
86.00	87.50	1.50	SLT	1.47	98	K285699	12-088			☐	☐	☐
87.50	89.00	1.50	SLT	1.48	99	K285700	12-088			☐	☐	☐
89.00	92.00	3.00	SLT	3.00	100	K285701	12-089			☐	☐	☐
92.00	95.00	3.00	SLT	2.93	98	K285702	12-089			☐	☐	☐
95.00	98.00	3.00	SLT	3.00	100	K285703	12-089			☐	☐	☐
98.00	101.00	3.00	SLT	3.00	100	K285704	12-089			☐	☐	☐
101.00	102.50	1.50	SLT	1.45	97	K285706	12-089			☐	☐	☐
102.50	104.00	1.50	SLT	1.46	97	K285707	12-089			☐	☐	☐
104.00	107.00	3.00	SLT	3.00	100	K285708	12-089			☐	☐	☐
107.00	110.00	3.00	SLT	3.00	100	K285709	12-089			☐	☐	☐
110.00	113.00	3.00	SLT	3.00	100	K285711	12-089			☐	☐	☐
113.00	114.50	1.50	SLT	1.50	100	K285712	12-089			☐	☐	☐
114.50	116.00	1.50	SLT	1.50	100	K285713	12-089			☐	☐	☐
116.00	117.80	1.80	SLT	1.75	97	K285714	12-089			☐	☐	☐

From (m)	To (m)	Interval (m)	Rock Type	Recovery (m)	Recovery %	Sample Number	BatchName	Batch Class	Standard	Blank	1/4 Dup	Coarse Dup
117.80	119.00	1.20	SLT	1.16	97	K285716	12-089			☐	☐	☐
119.00	122.00	3.00	SLT	2.99	100	K285717	12-089			☐	☐	☐
122.00	125.00	3.00	SLT	3.00	100	K285718	12-089			☐	☐	☐
125.00	128.00	3.00	SLT	2.98	99	K285719	12-089			☐	☐	☐
125.00	128.00	3.00	SLT	2.98	99	K285720	12-089			☐	☑	☐
128.00	131.00	3.00	SLT	2.99	100	K285721	12-089			☐	☐	☐
131.00	134.00	3.00	SLT	2.99	100	K285722	12-089			☐	☐	☐
134.00	137.00	3.00	SLT	2.99	100	K285723	12-089			☐	☐	☐
137.00	140.00	3.00	SLT	3.00	100	K285724	12-089			☐	☐	☐
140.00	143.00	3.00	SLT	3.00	100	K285725	12-089			☐	☐	☐
140.00	143.00	3.00	SLT	3.00	100	K285726	12-089			☐	☐	☑
143.00	146.00	3.00	SLT	2.92	97	K285727	12-089			☐	☐	☐
146.00	149.00	3.00	SLT	2.94	98	K285728	12-089			☐	☐	☐
149.00	152.00	3.00	SLT	3.00	100	K285729	12-089			☐	☐	☐
152.00	155.00	3.00	SLT	3.00	100	K285730	12-089			☐	☐	☐
155.00	156.50	1.50	SLT	1.45	97	K285732	12-089			☐	☐	☐
156.50	158.00	1.50	SLT, ARG	1.46	97	K285733	12-089			☐	☐	☐

From (m)	To (m)	Interval (m)	Recovery (m)	Recovery %	RQD	RQD %	Reactivity	Hardness	Weathering	Comments
0.00	7.15	7.15	0	0	0.00	0	0R	--	--	
7.15	8.00	0.85	0.85	100	0.00	0	0R	3H	3W	
8.00	11.00	3.00	0.06	2	0.00	0	0R	3H	2W	
11.00	14.00	3.00	2.24	75	0.44	15	0R	3H	3W	
14.00	17.00	3.00	2.87	96	1.60	53	0R	3H	3W	
17.00	20.00	3.00	3	100	0.91	30	0R	3H	3W	
20.00	23.00	3.00	3	100	1.04	35	0R	3H	3W	
23.00	26.00	3.00	2.33	78	0.14	5	3R	3H	4W	
26.00	29.00	3.00	2.88	96	0.23	8	0R	3H	3W	
29.00	32.00	3.00	2.71	90	0.64	21	1R	3H	3W	
32.00	35.00	3.00	2.52	84	0.47	16	0R	3H	3W	
35.00	38.00	3.00	3	100	0.34	11	1R	3H	4W	31 cm of stick-up.
38.00	41.00	3.00	2.87	96	0.47	16	1R	3H	3W	
41.00	44.00	3.00	2.96	99	1.13	38	3R	3H	4W	
44.00	47.00	3.00	2.8	93	0.57	19	1R	3H	4W	
47.00	50.00	3.00	2.55	85	0.00	0	0R	4H	3W	
50.00	53.00	3.00	2.34	78	0.59	20	1R	3H	3W	
53.00	56.00	3.00	2.96	99	0.71	24	1R	3H	3W	
56.00	59.00	3.00	2.07	69	0.44	15	1R	3H	3W	
59.00	62.00	3.00	2.9	97	0.00	0	3R	1H	5W	Fault zone
62.00	65.00	3.00	3	100	0.00	0	3R	1H	5W	Fault zone
65.00	68.00	3.00	2.16	72	0.00	0	3R	2H	4W	
68.00	71.00	3.00	2.8	93	1.47	49	0R	3H	3W	
71.00	74.00	3.00	2.95	98	1.08	36	1R	3H	2W	
74.00	77.00	3.00	2.98	99	0.87	29	1R	3H	3W	
77.00	80.00	3.00	3	100	1.54	51	0R	3H	2W	
80.00	83.00	3.00	2.87	96	1.89	63	1R	3H	2W	
83.00	86.00	3.00	3	100	1.15	38	0R	3H	2W	10 cm of stick-up.
86.00	89.00	3.00	2.95	98	0.48	16	0R	3H	3W	

From (m)	To (m)	Interval (m)	Recovery (m)	Recovery %	RQD	RQD %	Reactivity	Hardness	Weathering	Comments
89.00	92.00	3.00	3	100	1.51	50	1R	3H	2W	8 cm of stick-up.
92.00	95.00	3.00	2.93	98	1.60	53	3R	3H	2W	
95.00	98.00	3.00	3	100	1.65	55	3R	3H	2W	
98.00	101.00	3.00	3	100	1.81	60	3R	3H	2W	
101.00	104.00	3.00	2.91	97	1.65	55	1R	3H	3W	
104.00	107.00	3.00	3	100	0.63	21	0R	3H	3W	
107.00	110.00	3.00	3	100	0.82	27	1R	3H	3W	
110.00	113.00	3.00	3	100	0.85	28	1R	3H	3W	
113.00	116.00	3.00	3	100	0.84	28	1R	3H	3W	10 cm of stick-up.
116.00	119.00	3.00	2.91	97	1.78	59	0R	3H	2W	
119.00	122.00	3.00	2.99	100	2.06	69	0R	3H	2W	
122.00	125.00	3.00	3	100	1.19	40	1R	3H	2W	
125.00	128.00	3.00	2.98	99	1.74	58	0R	3H	2W	
128.00	131.00	3.00	2.99	100	2.06	69	0R	3H	2W	
131.00	134.00	3.00	2.99	100	2.32	77	0R	3H	2W	
134.00	137.00	3.00	2.99	100	1.91	64	0R	3H	2W	
137.00	140.00	3.00	3	100	0.90	30	1R	3H	2W	
140.00	143.00	3.00	3	100	1.35	45	0R	3H	2W	
143.00	146.00	3.00	2.92	97	2.24	75	0R	3H	2W	
146.00	149.00	3.00	2.94	98	0.75	25	0R	3H	3W	
149.00	152.00	3.00	3	100	0.65	22	1R	3H	3W	
152.00	155.00	3.00	3	100	1.45	48	1R	2H	3W	9 cm of stick-up
155.00	158.00	3.00	2.91	97	1.21	40	3R	2H	4W	
158.00	161.00	3.00	2.99	100	1.49	50	3R	3H	1W	
161.00	164.00	3.00	2.84	95	1.18	39	3R	2H	2W	
164.00	167.00	3.00	2.94	98	0.73	24	3R	3H	2W	
167.00	170.00	3.00	2.89	96	0.95	32	3R	3H	3W	
170.00	173.00	3.00	3	100	1.62	54	3R	3H	2W	
173.00	176.00	3.00	2.9	97	1.55	52	3R	2H	3W	
176.00	179.00	3.00	3	100	1.72	57	3R	2H	2W	End of hole.

Depth (m)	Magnetic Susceptibility	Rock Type	Comments
1	0	CAS	Casing, no recovery.
2	0	CAS	Casing, no recovery.
3	0	CAS	Casing, no recovery.
4	0	CAS	Casing, no recovery.
5	0	CAS	Casing, no recovery.
6	0	CAS	Casing, no recovery.
7	0	CAS	Casing, no recovery.
8	0	SLT	Rubble
9	0	SLT	Rubble
10	0	SLT	Rubble
11	1.52	SLT	
12	0.96	SLT	
13	0.02	SLT	
14	2.23	SLT	
15	0.14	SLT	
16	0.75	SLT	
17	0.29	SLT	
18	0.47	SLT	
19	0.1	SLT	
20	0.16	SLT	
21	0.6	SLT	
22	0.59	SLT	
23	0.39	SLT	
24	0.44	SLT	
25	0	SLT	Rubble
26	0.06	SLT	
27	0.05	SLT	
28	0.1	SLT	
29	0.24	SLT	

Depth (m)	Magnetic Susceptibility	Unit	Comments
30	0.23	SLT	
31	1.03	SLT	
32	0.35	SLT	
33	0.27	SLT	
34	0.08	SLT	
35	0.09	SLT	
36	0.39	SLT	
37	0.68	SLT	
38	0.56	SLT	
39	0.06	SLT	
40	0	SLT	Rubble
41	0.11	SLT	
42	0.02	SLT	
43	0	SLT	
44	0	SLT	Rubble
45	0	SLT	Rubble
46	0	SLT	Rubble
47	0.04	SLT	
48	0.67	SLT	
49	0	SLT	Rubble
50	0.98	SLT	
51	0.1	SLT	
52	0.58	SLT	
53	0.95	SLT	
54	0.35	SLT	
55	0.52	SLT	
56	0.27	SLT	
57	0.08	SLT	
58	1.51	SLT	

Depth (m)	Magnetic Susceptibility	Rock Type	Comments
59	0.09	SLT	
60	0	FLR	Gouge
61	0	FLR	Gouge
62	0	FLR	Rubble
63	0	FLR	Rubble
64	0	FLR	Rubble
65	0	FLR	Rubble
66	0	FLR	Rubble
67	0	FLR	Rubble
68	0.84	SLT	
69	2	SLT	
70	1.63	SLT	
71	0.84	SLT	
72	0.06	SLT	
73	0.27	SLT	
74	0.14	SLT	
75	0.15	SLT	
76	0.07	SLT	
77	0.75	SLT	
78	0.6	SLT	
79	1.02	SLT	
80	0.36	SLT	
81	0.07	SLT	
82	0.2	SLT	
83	0.59	SLT	
84	0.89	SLT	
85	0.15	SLT	
86	0.18	SLT	
87	1.23	SLT	
88	0.03	SLT	
89	0.29	SLT	

Depth (m)	Magnetic Susceptibility	Unit	Comments
90	1.14	SLT	
91	0.03	SLT	
92	0.02	SLT	
93	0.05	SLT	
94	0.02	SLT	
95	0.23	SLT	
96	0.05	SLT	
97	0.05	SLT	
98	0.48	SLT	
99	0.08	SLT	
100	0.09	SLT	
101	0.11	SLT	
102	1.14	SLT	
103	0.9	SLT	
104	0.46	SLT	
105	0.4	SLT	
106	0.64	SLT	
107	0.42	SLT	
108	0.54	SLT	
109	0.13	SLT	
110	0.75	SLT	
111	0.21	SLT	
112	0.89	SLT	
113	3.48	SLT	
114	0.41	SLT	
115	2.33	SLT	
116	1.19	SLT	
117	2.07	SLT	
118	0.27	SLT	
119	1.5	SLT	
120	1.18	SLT	

Depth (m)	Magnetic Susceptibility	Rock Type	Comments
121	0.59	SLT	
122	7.24	SLT	
123	0.72	SLT	
124	0.85	SLT	
125	0.09	SLT	
126	0.1	SLT	
127	0.04	SLT	
128	0.02	SLT	
129	0	SLT	
130	0.1	SLT	
131	0.06	SLT	
132	0.06	SLT	
133	0.2	SLT	
134	0.07	SLT	
135	0.14	SLT	
136	1.02	SLT	
137	0.07	SLT	
138	0.13	SLT	
139	0	SLT	
140	0.13	SLT	
141	0.4	SLT	
142	1.74	SLT	
143	1.28	SLT	
144	0.77	SLT	
145	0.74	SLT	
146	0.65	SLT	
147	0.28	SLT	
148	0.44	SLT	
149	0.05	SLT	
150	0.34	SLT	
151	1.1	SLT	
152	0.12	SLT	
153	0.61	SLT	
154	0.05	SLT	
155	0	SLT	
156	0.02	SLT	
157	0	ARG	
158	0.01	ARG	
159	0	ARG	
160	0.49	ARG	
161	0	ARG	
162	0	ARG	
163	0	ARG	
164	0.07	ARG	
165	0.07	ARG	
166	0.03	ARG	
167	0.13	ARG	
168	0.01	ARG	
169	0.05	ARG	
170	0.17	ARG	
171	0.08	ARG	
172	0.01	ARG	
173	0.01	ARG	
174	0.02	ARG	
175	0	ARG	
176	0	ARG	
177	0	ARG	
178	0.05	ARG	
179	0.45	ARG	End of hole

Hole Name	From (m)	Length (m)	Core Size	Rock Type	Weight in Air (g)	Weight in Water (g)	Density (g/cm3)	Specific Gravity	Comments
KEG-12-069									
	18.04	12.2	NQ2	SLT	688.2	446.4	2.8	2.9	Chlorite altered siliceous siltstone with blebby, fine-medium grained mineralization of sphalerite, chalcopyrite and galena.
	68.29	11.5	NQ2	SLT	642.5	411.7	2.8	2.8	Moderately bleached and fractured siliceous siltstone with fine grained chalcopyrite, pyrrhotite and sphalerite occurring as fracture infill.
	101.75	11.6	NQ2	SLT	661	434.7	2.8	2.9	Moderately bleached siliceous siltstone with chlorite alteration occurring along fractures. Arsenopyrite is present as 2-3 mm blebs. Sphalerite is present as disseminated grains and within veinlets, along with pyrrhotite and chalcopyrite.
	134.02	12.5	NQ2	SLT	701.2	450.7	2.8	2.8	Moderate to strongly bleached, foliated siliceous siltstone with unmineralized, siliceous fractures.
	159.87	13.2	NQ2	ARG	727.9	464	2.7	2.8	Strongly calcareous, fractured argillite with pyrite partially infilling calcitic fractures.

Keg - Silver Range

Archer, Cathro & Associates (1981) Limited

Grid East	Grid North	Easting	Northing	Elevation	Depth (m)
		581674	6946190	1360	290

ZONE: Owl Southwest

SECTION:

HOLE: OSW-12-001

CLAIM: YD32193

Contractor: Top Rank

Drill: 2

Core Size: NQ2

Casing Depth: 4.81m, Out

Drilling Dates: Jul 17 - Jul 23, 2012

Geology Logged By: B. Turner

SURVEY			
Depth (m)	Azimuth	Dip	Method
0	330	-50	Compass
290	337	-52.1	Ranger

TARGET:

SUMMARY			
From (m)	To (m)	Interval (m)	Rock Type
0	4.81	4.81	CAS
4.81	25.82	21.01	SLT
25.82	56.1	30.28	QTE
56.1	67.67	11.57	SSS
67.67	251.03	183.36	ICL
251.03	290	38.97	ARG

SAMPLES	
Numbers:	K286902 to K286984
Total:	90
Batch:	051, 055, 056, 059
Certificates:	WH12174518, WH12176028, WH12176029, WH12177490

COMMENTS

Box Log

OSW-12-001

Silver Range
Southwest Zone

Archer,Cathro & Associates (1981) Limited

Box Number	From (m)	To (m)
1	4.81	10.57
2	10.57	15.35
3	15.35	20
4	20	25.22
5	25.22	29.86
6	29.86	34.78
7	34.78	39.04
8	39.04	43.6
9	43.6	47.9
10	47.9	52.12
11	52.12	56.66
12	56.66	64.3
13	64.3	69.49
14	69.49	75.16
15	75.16	80.34
16	80.34	85.71
17	85.71	90.64
18	90.64	95
19	95	101
20	101	106.15
21	106.15	111.13
22	111.13	116.1
23	116.1	120.66
24	120.66	125.61
25	125.61	131.48
26	131.48	136.17
27	136.17	147.21
28	147.21	152.62
29	152.62	157.8
30	157.8	165
31	165	172.4
32	172.4	177.47
33	177.47	183.2
34	183.2	191.85
35	191.85	197.22
36	197.22	202.68
37	202.68	207.32
38	207.32	212.43
39	212.43	217.83
40	217.83	223.69
41	223.69	230
42	230	235.15
43	235.15	240.44
44	240.44	245.8
45	245.8	251.2
46	251.2	256.46
47	256.46	261.85
48	261.85	267.25
49	267.25	272.35
50	272.35	276.95
51	276.95	278
52	278	283.36
53	283.36	288.63
54	288.63	290

Box Number	From (m)	To (m)

From (m)	To (m)	Interval (m)	Rock Type	Grain Size	Description	Shade	Colour	Texture	Alteration	Intensity	Mineral	Conc.
0.00	4.81	4.81	CAS	--	casing no recovery							
						--	--	---	---	--	--	0
4.81	11.74	6.93	ICL	FG	intercalated siltstone and calcarious siltstone sections. Dark grey fine grained light-moderatly fractured both siliceous and calcite composed. Fracture surfaces predominantly oxidized. Small rubbly sections with no alteration present. Trace sulphide sulphide mineralization.							
						DK	GY	---	OXI	2I	Py	0.5
											Po	0.5
11.74	25.82	14.08	SLT	FG	siltstone section dark grey fine grained, moderatly fractured both siliceous and calcite composed. Fracture surfaces predominantly oxidized with weak occurances of clay alteration along larger calcarious fracture infills. Heavier fracturing towards end of interval.							
						DK	GY	---	CLY	2I	Py	0.5
									OXI	2I	Po	0.5
25.82	25.91	0.09	VEN	FG	intensely mineralized quartz vein with defined contacts at 68 degrees to core axis. Semi-massive/blebby galena mineralization found throughout vein. Arsenopyrite mineralization found inbands forming on outer edges of vein. Small blebs of pyrite found throughout aswell. Fracture set running through vein at 27 degrees to core axis with 1mm weathered siliceous fractures.							
						LT	GY				Py	2
						DK	GY	---	OXI	2I	Gn	60
						--	SI				Gn	5
											As	8
25.91	26.54	0.63	QTE	FG	fractured quartzite with strongly weathered fractures containing trace to weak sulphide mineralization. Interval boardering intensely mineralized vein.							
						LT	GY	FR	OXI	2I	Gn	0.5
											Sp	0.5
											Py	0.1

From (m)	To (m)	Interval (m)	Rock Type	Grain Size	Description	Shade	Colour	Texture	Alteration	Intensity	Mineral	Conc.
26.54	56.10	29.56	QTE	FG	heavily fractured interval of intercalated fine grained light gray and dark gray quartzite. Fractures purley siliceous and predominantly weathered. Interval predominantly rubbly with sections of heavily fractured compotent rock. Tracely mineralized hairline fractures throughout interval with predominantly Po and Py. Possible showing of graded beds pointing towards fining uphole bouma sequences.							
						LT	GY				Po	0.1
						DK	GY	FR	OXI	3I	Py	0.1
56.10	67.67	11.57	SSS	FG	siliceous siltstone unit with small strongly calcarious sections. Fractures predominantly siliceous with calcite dominating the calcarious sections. Weak Py mineralization throughout both fracture controled and deceminated euhedral grains ranging from 0.5-5mm wide. Convoluted foliation seen throughout interval. Few rubbly sections throughout. Trace to weak clay alteration in some rubbly sections.							
						DK	GY	FO	OXI	1I	Po	0.5
									CLY	1I	Py	2
67.67	70.72	3.05	CHT	VF	maroon chert interval with bands of light biege alteration (possible sericite) mostly occuring around contacts of section. Weak chlorite alteration within bands. Mineralization predominantly Po and Py within small silliceous fractures.							
						LT	GY		CHL	1I	Py	1
						DK	BN	FO	SER	3I	Po	0.5
70.72	88.41	17.69	SSS	FG	siliceous siltstone section with most of interval being intensely fractured by mostly hairline-1mm wide siliceous fractures that have been altered by dark grey/black material. Sulphides seen in most fractures predominantly Po and Py. Banded sericite alteration seen throughout interval possibly oriented with bedding. Blebby Py seen forming in bands with less fractured section at beginning of interval. Fractures forming dendridic texture in places. Weak occurances of deceminated euhedral Py grains seen in secitons.							
						LT	GY	FR	SER	2I	Po	0.5
						DK	GY				Py	3
											Py	0.5
											Cp	0.1

From (m)	To (m)	Interval (m)	Rock Type	Grain Size	Description	Shade	Colour	Texture	Alteration	Intensity	Mineral	Conc.
88.41	94.00	5.59	CHT	FG	interval of maroon chert with large rubbly sections. Interval predominantly altered and weakly oxidized. Trace Py mineralizaiton within small siliceous fractures.							
						LT	GY	RB	BLE	3I	Py	0.5
						DK	BN		OXI	2I		
94.00	97.18	3.18	CHT	FG	interval of predominantly altered maroon chert. Altered sections heavily fractured consisting of weak-moderate bleaching and chlorite alterations. Chlorite forming in and around fractures. Mineralization hosted mostly in altered areas within fractures or in blebs.							
						DK	BN	FR	BLE	3I	Py	3
											Cp	0.1
									CHL	3I	Py	1
											Sp	0.5
97.18	100.70	3.52	CHT	FG	inteval of less fractured maroon chert with weak-moderatly bleached secitons. Trace to weak fracture controled mineralization of sulphides.							
						LT	GY				Py	0.5
						DK	BN	FO	BLE	3I	Po	0.5
						DK	GY					
100.70	101.00	0.30	CHT	FG	small interval of chert with large bands of moderate bleaching and chlorite crystalization. Deceminated Po,Cp, and Py found in bands.							
						LT	GY	---	CHL	3I	Po	0.5
						DK	GY				Cp	0.1
						DK	GN				Py	0.1
101.00	108.70	7.70	CHT	FG	interval of less fractured maroon chert with weak-moderatly bleached sections. Tarce to weak fracture controled sulphide mineralization.							
						LT	GY				Py	0.5
						DK	GY	FO	BLE	3I	Po	0.5
						DK	BN					
108.70	117.08	8.38	SSS	FG	interval of siliceous siltstone moderate-heavily fractured with calcite veinlets. Smaller veinlets (hairline-1mm) moderate to strongly mineralized, larger veinlets/veins less mineralized. Sections of rubble and weak caly alteration. Strong chlorite alteration seen in many fractures.							
						LT	GY				Po	2
						DK	GY	---	---	--	Sp	0.2
											Py	0.5

From (m)	To (m)	Interval (m)	Rock Type	Grain Size	Description	Shade	Colour	Texture	Alteration	Intensity	Mineral	Conc.
											Cp	0.1
117.08	124.00	6.92	CHT	FG	interval of banded maroon chert with rubbly sections. Sericitic alteration forming bands following bedding orientation. Weak Py mineralization found within fractures. Strong chlorite alteration also found within some fractures.							
						LT	GY		CHL	2I		
						DK	BN	BN	SER	3I	Py	1
124.00	135.20	11.20	FLR	MG	interval predominantly rubbly and weak-moderatly clay altered. Weak to moderate chlorite alteration throughout interval, strong in several fractures. Most of compotent rock heavily brecciated. Trace to weak occurances of deceminated and within fracture Py and Po. Host rock unidentifiable.							
						LT	GY	FR	CHL	2I	Sp	0.1
						DK	GN		CLY	2I	Py	1
135.20	161.09	25.89	SSS	FG	siliceous siltstone with sections of rubble throughout. Localized sections (5-20cm) of moderate bleaching and chlorite alteration hosting moderate mineralization of Po and Py with trace Sp. Weak clay alteration in small sections with light blue color. Light blue soft alteration on several fracture faces within rubbly sections and with clay alterations. Predominantly calcarious fracture infills.							
						LT	BL	---	CLY	2I	Po	0.5
						LT	GY		CHL	2I	Sp	0.1
						DK	GY				Py	2
161.09	161.26	0.17	SSS	FG	small altered interval with moderate sulphide mineralization. Sections looks skarnified. Sections strongly calcarious and has defined contacts at 60 degrees to core axis.							
						LT	GY		BLE	3I	Sp	2
						DK	GN	---	CHL	4I	Py	2
											As	1

From (m)	To (m)	Interval (m)	Rock Type	Grain Size	Description	Shade	Colour	Texture	Alteration	Intensity	Mineral	Conc.
161.26	176.71	15.45	CHT	FG	interval of predominantly rubbly partially altered maroon chert. Localized sections of moderate bleaching and chlorite alteration. Fracture controled Py mineralization throughout. Soft pale blue alteration seen on several fracture faces. Weak-moderate clay alteraiton with secveral rubbly sections including contact to next interval of siliceous siltstone. Most hairline fractures hosting black mineralization probable sulphides.							
						LT	GY		CHL	3I		
						DK	BN	RB	BLE	3I	Py	2
176.71	215.92	39.21	SSS	FG	predominantly unaltered siliceous siltstone unit with pervasive calcite fracturing. Rare localized bands of strongly calcarious siltstone. Occurances of trace to weak clay alteration mostly along fracture faces. Possible bouma sequences showing fining uphole pattern s with occassional brecciation of clay cap layer. Localized sections of rubble with weak clay alteration. Predominantly fracture controled Pu, Po and Cp with trace sections of replacement Py in blebs and cubic medium grained deceminated mienralization.							
						DK	GY	FO	CLY	2I	Po	0.5
											Py	3
											Cp	0.1
215.92	216.29	0.37	SSS	FG	interval with strongly calcarious section strongly mineralized with Py and Po. Bedding convoluted up to contact of different unit. Moderate chlorite alteration within calcarious section.							
						LT	GY				Py	7
						DK	GY	FO	CHL	2I	Po	1
											Py	2
216.29	218.87	2.58	SSS	FG	weakly bleached, predominantly strongly seriticized interval with blebby replacement sulphide mineralization throughout. Sericitic alteration mostly having foliated texture, in places causing a brecciated texture. Calcarious section (50cm long) with fibrous calcite crystals throughout and blebby Sp replacement (blebs 2-3mm wide). Fracture controled Py and Po apparent through interval stronger near end of interval.							
						LT	GY		BLE	2I	Cp	0.1
						DK	GY	---	SER	4I	Sp	1
											Py	0.5

From (m)	To (m)	Interval (m)	Rock Type	Grain Size	Description	Shade	Colour	Texture	Alteration	Intensity	Mineral	Conc.
											Po	1
											Py	0.5
											Po	3
218.87	222.15	3.28	SSS	FG	moderate to strongly altered interval with strong sulphide mineralization predominantly deceminated. Moderate to strong chlorite alteration within interval in sections. Mineralization predominantly fine grained deceminated Py and Po with trace CP. Weak fracture controled Py and Po with weak fracturing throughout interval. Several small (2-5cm) strongly calcarious sections with one large one from (221.65-222.15m). Beginning of probable skarn zone.							
						LT	GN				Py	1
						LT	GY				Po	15
						DK	GN	---	CHL	3I	Po	1
						DK	GY				Cp	0.5
											Py	15
222.15	223.50	1.35	SSS	FG	dark grey siliceous siltstone with sections of calcarious intrusions with chlorite alteration and deceminated/blebby sulphide mineralization. Intrusions have altered surrounding rock (bleached/seriticized). Frequent occurances of soft white/pale green radiating masses possible tremolite or wollastonite.							
						LT	GY	FO	CHL	2I	Py	1
						LT	GN				Po	1
						DK	GY				Py	2
											Cp	0.5
											Po	1
223.50	225.73	2.23	SSS	FG	unaltered dark grey siliceous siltstone strongly fractured with rubbly sections. Most fractures mineralized with Po and Py from hairline-4mm wide. Extensive hairline fracturing throughout compotent sections.							
						DK	GY	---	---	--	Po	7
											Py	7
225.73	229.93	4.20	SSS	FG	strongly chlorite altered moderate-stongly calcarious interval. Probable skarn zone. Strong sulphide mienralization throughout interval predominantly deceminated/blebby with weak fracture controled mineralization. Host rock unidentifiable but probable siliceous siltstone. Weak calcite fractures throughout.							

From (m)	To (m)	Interval (m)	Rock Type	Grain Size	Description	Shade	Colour	Texture	Alteration	Intensity	Mineral	Conc.
						LT	GN				Py	2
						DK	GN	---	CHL	4I	Cp	0.1
											Po	8
											Sp	1
											Py	3
											Po	7
229.93	240.62	10.69	CHT	VF	interval of predominantly banded multicolored chert. Bands/laminations ranging from 1-50mm. Bands of moderate to strong chlorite alteration host deceminated sulphide mienralization and are predominatly weak to strongly calcarious. Mineralization mostly fracture controled with more fractures being weak-intensely mineralized. Fracturing mostly calcite composed with few large (5-20mm thick) mineralized quartz veins. Most fracturing random/discontinuous.							
						LT	GY				Py	4
						LT	BN				Po	8
						DK	BN	BN	CHL	2I	Py	1
						DK	GY				Cp	0.1
											Po	2
240.62	242.00	1.38	CHT	VF	interval of skarnified chert. Strong chlorite alteration throughout with sulphide mineralization predominantly deceminated within the alteration. Weak fracture controled mineralization apparent in mostly random cross-cutting fractures.							
						LT	GN	---	CHL	4I	Po	2
						DK	GN				Cp	0.1
											Py	3
											Py	1
											Po	6
242.00	245.80	3.80	SSS	FG	predominantly unaltered siliseous siltstone with small rubbly sections. Mineralization fracture controled Py and Po. Small (5-10cm) bands of calcarious siltstone near end of interval. Weak chlorite alteration around mineralization and in some fractures.							
						LT	GY	FO	CHL	2I	Po	7
						DK	GY				Py	1

From (m)	To (m)	Interval (m)	Rock Type	Grain Size	Description	Shade	Colour	Texture	Alteration	Intensity	Mineral	Conc.
245.80	251.03	5.23	SSS	FG	interval with calcarious sections throughout. Soft radiating pale green mineral seen throughout most of interval (possible tremolite). Weak-moderate chlorite alteration seen within many fracturtes. Several large quartz veins (2-5cm thick) with moderate-strong mineralization.							
						LT	GY				Sp	1
						DK	GY	FO	CHL	2I	Py	2
											Po	2
											Po	6
251.03	290.00	38.97	ARG	FG	strongly graphitically altered argillite unit. Predominantly calcite fracture infills mostly randomly oriented or discontinuous. Sections of light/dark grey banded texture predominantly at beginning of interval. Moderatly clay altered rubby section from (286.10-287m). Mineralization exclusively Py and Po predominantly in blebs, occasionally seen deceminated in medium grained cubes (Py) or rarely in bands or fractures.Many fracture faces have slick n' slide texture.							
						DK	GY	---	CLY	2I	Py	0.5
											Py	2
											Po	1

Sample Log

OSW-12-001

Silver Range
Southwest Zone

Archer,Cathro & Associates (1981) Limited

From (m)	To (m)	Interval (m)	Rock Type	Recovery (m)	Recovery %	Sample Number	BatchName	Batch Class	Standard	Blank	1/4 Dup	Coarse Dup
0.00	0.00	0.00	-QC-	0.00	0	K286915	12-055		K-4	☐	☐	☐
0.00	0.00	0.00	-QC-	0.00	0	K286922	12-055			☑	☐	☐
0.00	0.00	0.00	-QC-	0.00	0	K286934	12-055			☑	☐	☐
0.00	0.00	0.00	-QC-	0.00	0	K286938	12-055		K-3	☐	☐	☐
0.00	0.00	0.00	-QC-	0.00	0	K286956	12-056		K-4	☐	☐	☐
0.00	0.00	0.00	-QC-	0.00	0	K286963	12-056			☑	☐	☐
0.00	0.00	0.00	-QC-	0.00	0	K286969	12-056		K-3	☐	☐	☐
0.00	0.00	0.00	-QC-	0.00	0	K286974	12-056			☑	☐	☐
0.00	0.00	0.00	-QC-	0.00	0	K286905	12-051		K-1	☐	☐	☐
20.00	21.97	1.97	SLT	1.97	100	K286902	12-051			☐	☐	☐
24.62	25.66	1.04	SLT	1.04	100	K286903	12-051			☐	☐	☐
25.66	26.00	0.34	SLT	0.34	100	K286904	12-051			☐	☐	☐
26.00	27.00	1.00	QTE	1.00	100	K286906	12-051			☐	☐	☐
37.09	38.55	1.46	QTE	1.46	100	K286907	12-051			☐	☐	☐
42.00	43.60	1.60	QTE	1.60	100	K286908	12-051			☐	☐	☐
62.00	64.30	2.30	SSS	2.30	100	K286909	12-051			☐	☐	☐
65.00	68.00	3.00	SSS	3.00	100	K286910	12-055			☐	☐	☐
68.00	71.00	3.00	ICL	3.00	100	K286911	12-055			☐	☐	☐
71.00	74.00	3.00	ICL	2.55	85	K286912	12-055			☐	☐	☐
74.00	77.00	3.00	ICL	3.00	100	K286913	12-055			☐	☐	☐
77.00	80.00	3.00	ICL	2.93	98	K286914	12-055			☐	☐	☐
80.00	83.00	3.00	ICL	2.94	98	K286916	12-055			☐	☐	☐
83.00	86.00	3.00	ICL	2.95	98	K286917	12-055			☐	☐	☐
86.00	89.00	3.00	ICL	3.00	100	K286918	12-055			☐	☐	☐
89.00	92.00	3.00	ICL	2.83	94	K286919	12-055			☐	☐	☐
92.00	95.00	3.00	ICL	2.66	89	K286920	12-055			☐	☐	☐
95.00	97.17	2.17	ICL	2.05	94	K286921	12-055			☐	☐	☐

From (m)	To (m)	Interval (m)	Rock Type	Recovery (m)	Recovery %	Sample Number	BatchName	Batch Class	Standard	Blank	1/4 Dup	Coarse Dup
97.17	99.00	1.83	ICL	1.83	100	K286923	12-055			☐	☐	☐
99.00	101.00	2.00	ICL	1.67	84	K286924	12-055			☐	☐	☐
101.00	104.00	3.00	ICL	3.00	100	K286925	12-055			☐	☐	☐
104.00	107.00	3.00	ICL	2.50	83	K286926	12-055			☐	☐	☐
107.00	110.00	3.00	ICL	3.00	100	K286927	12-055			☐	☐	☐
110.00	113.00	3.00	ICL	2.97	99	K286928	12-055			☐	☐	☐
110.00	113.00	3.00	ICL	2.97	99	K286929	12-055			☐	☐	☑
113.00	116.00	3.00	ICL	3.00	100	K286930	12-055			☐	☐	☐
116.00	119.00	3.00	ICL	2.97	99	K286931	12-055			☐	☐	☐
119.00	122.00	3.00	ICL	3.00	100	K286932	12-055			☐	☐	☐
122.00	125.00	3.00	ICL	2.58	86	K286933	12-055			☐	☐	☐
125.00	128.00	3.00	ICL	2.75	92	K286935	12-055			☐	☐	☐
128.00	131.00	3.00	ICL	2.77	92	K286936	12-055			☐	☐	☐
131.00	134.00	3.00	ICL	3.00	100	K286937	12-055			☐	☐	☐
134.00	137.00	3.00	ICL	3.00	100	K286939	12-055			☐	☐	☐
137.00	140.00	3.00	ICL	1.82	61	K286940	12-055			☐	☐	☐
146.00	149.00	3.00	ICL	2.77	92	K286941	12-055			☐	☐	☐
149.00	152.00	3.00	ICL	2.46	82	K286942	12-055			☐	☐	☐
152.00	155.00	3.00	ICL	3.00	100	K286943	12-055			☐	☐	☐
152.00	155.00	3.00	ICL	3.00	100	K286944	12-055			☐	☑	☐
155.00	158.00	3.00	ICL	3.00	100	K286945	12-055			☐	☐	☐
158.00	161.00	3.00	ICL	2.85	95	K286946	12-056			☐	☐	☐
161.00	164.00	3.00	ICL	1.24	41	K286947	12-056			☐	☐	☐
164.00	167.00	3.00	ICL	0.76	25	K286948	12-056			☐	☐	☐
167.00	170.00	3.00	ICL	2.36	79	K286949	12-056			☐	☐	☐
167.00	170.00	3.00	ICL	2.36	79	K286950	12-056			☐	☐	☑
170.00	173.00	3.00	ICL	1.81	60	K286951	12-056			☐	☐	☐
173.00	176.00	3.00	ICL	2.94	98	K286952	12-056			☐	☐	☐
176.00	179.00	3.00	ICL	2.52	84	K286953	12-056			☐	☐	☐

From (m)	To (m)	Interval (m)	Rock Type	Recovery (m)	Recovery %	Sample Number	BatchName	Batch Class	Standard	Blank	1/4 Dup	Coarse Dup
179.00	182.00	3.00	ICL	3.00	100	K286954	12-056			☐	☐	☐
182.00	185.00	3.00	ICL	1.45	48	K286955	12-056			☐	☐	☐
185.00	188.00	3.00	ICL	3.00	100	K286957	12-056			☐	☐	☐
188.00	191.00	3.00	ICL	0.30	10	K286958	12-056			☐	☐	☐
191.00	194.00	3.00	ICL	2.76	92	K286959	12-056			☐	☐	☐
194.00	197.00	3.00	ICL	3.00	100	K286960	12-056			☐	☐	☐
197.00	200.00	3.00	ICL	3.00	100	K286961	12-056			☐	☐	☐
200.00	203.00	3.00	ICL	2.20	73	K286962	12-056			☐	☐	☐
203.00	206.00	3.00	ICL	3.00	100	K286964	12-056			☐	☐	☐
206.00	209.00	3.00	ICL	3.00	100	K286965	12-056			☐	☐	☐
209.00	212.00	3.00	ICL	3.00	100	K286966	12-056			☐	☐	☐
212.00	215.00	3.00	ICL	3.00	100	K286967	12-056			☐	☐	☐
215.00	218.00	3.00	ICL	3.00	100	K286968	12-056			☐	☐	☐
218.00	221.00	3.00	ICL	2.94	98	K286970	12-056			☐	☐	☐
221.00	224.00	3.00	ICL	2.88	96	K286971	12-056			☐	☐	☐
224.00	227.00	3.00	ICL	2.04	68	K286972	12-056			☐	☐	☐
227.00	230.00	3.00	ICL	3.00	100	K286973	12-056			☐	☐	☐
230.00	233.00	3.00	ICL	2.89	96	K286975	12-056			☐	☐	☐
233.00	236.00	3.00	ICL	3.00	100	K286976	12-056			☐	☐	☐
236.00	239.00	3.00	ICL	3.00	100	K286977	12-056			☐	☐	☐
236.00	239.00	3.00	ICL	0.00	0	K286978	12-056			☐	☑	☐
239.00	242.00	3.00	ICL	2.95	98	K286979	12-056			☐	☐	☐
242.00	245.00	3.00	ICL	2.88	96	K286980	12-056			☐	☐	☐
245.00	248.00	3.00	ICL	3.00	100	K286981	12-056			☐	☐	☐
248.00	251.00	3.00	ICL	3.00	100	K286982	12-059			☐	☐	☐
251.00	254.00	3.00	ICL	2.87	96	K286983	12-059			☐	☐	☐
254.00	256.46	2.46	ARG	2.46	100	K286984	12-059			☐	☐	☐

From (m)	To (m)	Interval (m)	Recovery (m)	Recovery %	RQD	RQD %	Reactivity	Hardness	Weathering	Comments
0.00	5.00	5.00	0.21	4	0.21	4	0R	3H	2W	Overburden.
5.00	8.00	3.00	2.6	87	0.61	20	3R	3H	2W	
8.00	11.00	3.00	2.71	90	1.00	33	3R	3H	1W	
11.00	14.00	3.00	3	100	1.08	36	3R	3H	2W	
14.00	17.00	3.00	3	100	0.62	21	0R	3H	2W	15cm of probable 'stick up' from drill rod.
17.00	20.00	3.00	2.92	97	1.11	37	0R	3H	2W	
20.00	23.00	3.00	3	100	1.73	58	0R	3H	2W	
23.00	26.00	3.00	2.9	97	0.92	31	0R	3H	2W	
26.00	29.00	3.00	2.48	83	0.28	9	0R	3H	3W	Rubble.
29.00	32.00	3.00	2.85	95	0.48	16	0R	4H	3W	
32.00	35.00	3.00	2.6	87	0.34	11	0R	4H	3W	
35.00	38.00	3.00	3	100	0.00	0	0R	4H	3W	
38.00	41.00	3.00	3	100	0.00	0	0R	4H	3W	
41.00	44.00	3.00	3	100	0.00	0	0R	4H	3W	
44.00	47.00	3.00	3	100	0.10	3	0R	4H	2W	
47.00	50.00	3.00	3	100	0.00	0	0R	4H	4W	
50.00	53.00	3.00	2.9	97	0.00	0	0R	4H	3W	
53.00	56.00	3.00	3	100	0.00	0	0R	4H	3W	
56.00	59.00	3.00	2.1	70	0.00	0	0R	3H	3W	
59.00	62.00	3.00	1	33	0.00	0	0R	3H	3W	
62.00	65.00	3.00	3	100	1.07	36	3R	3H	2W	
65.00	68.00	3.00	3	100	2.07	69	0R	3H	2W	
68.00	71.00	3.00	3	100	1.45	48	0R	3H	2W	
71.00	74.00	3.00	2.55	85	1.29	43	0R	3H	2W	
74.00	77.00	3.00	3	100	2.31	77	0R	3H	2W	
77.00	80.00	3.00	2.93	98	1.52	51	0R	3H	2W	
80.00	83.00	3.00	2.94	98	1.87	62	0R	4H	2W	
83.00	86.00	3.00	2.95	98	0.93	31	0R	3H	2W	
86.00	89.00	3.00	3	100	1.57	52	0R	3H	2W	

From (m)	To (m)	Interval (m)	Recovery (m)	Recovery %	RQD	RQD %	Reactivity	Hardness	Weathering	Comments
89.00	92.00	3.00	2.83	94	0.00	0	0R	3H	3W	
92.00	95.00	3.00	2.66	89	0.00	0	0R	3H	2W	
95.00	98.00	3.00	2.96	99	0.79	26	0R	2H	2W	
98.00	101.00	3.00	2.45	82	0.61	20	0R	3H	2W	
101.00	104.00	3.00	3	100	0.27	9	0R	3H	2W	22cm of probable stick-up.
104.00	107.00	3.00	2.5	83	0.27	9	0R	3H	2W	
107.00	110.00	3.00	3	100	0.92	31	3R	2H	2W	
110.00	113.00	3.00	2.97	99	0.63	21	1R	3H	2W	
113.00	116.00	3.00	3	100	0.00	0	0R	2H	3W	
116.00	119.00	3.00	2.97	99	0.42	14	0R	2H	3W	
119.00	122.00	3.00	3	100	0.41	14	0R	3H	2W	
122.00	125.00	3.00	2.58	86	0.74	25	0R	2H	2W	
125.00	128.00	3.00	2.75	92	0.00	0	0R	2H	3W	
128.00	131.00	3.00	2.77	92	0.11	4	0R	2H	3W	
131.00	134.00	3.00	3	100	0.63	21	0R	2H	3W	
134.00	137.00	3.00	3	100	0.00	0	0R	3H	2W	
137.00	140.00	3.00	1.82	61	0.00	0	0R	3H	2W	
140.00	143.00	3.00	0	0	0.00	0	0R	--	--	Wash out
143.00	146.00	3.00	0.24	8	0.00	0	0R	3H	2W	
146.00	149.00	3.00	2.77	92	0.68	23	0R	3H	2W	
149.00	152.00	3.00	2.46	82	0.69	23	0R	3H	2W	
152.00	155.00	3.00	3	100	1.67	56	0R	4H	1W	
155.00	158.00	3.00	3	100	0.34	11	0R	3H	1W	
158.00	161.00	3.00	2.85	95	0.67	22	0R	2H	2W	
161.00	164.00	3.00	1.24	41	0.00	0	0R	2H	2W	
164.00	167.00	3.00	0.76	25	0.00	0	0R	3H	2W	
167.00	170.00	3.00	2.36	79	0.00	0	0R	3H	3W	
170.00	173.00	3.00	1.81	60	0.00	0	1R	3H	2W	
173.00	176.00	3.00	2.94	98	0.00	0	0R	4H	2W	
176.00	179.00	3.00	2.52	84	0.00	0	0R	2H	2W	
179.00	182.00	3.00	3	100	0.00	0	1R	3H	2W	

From (m)	To (m)	Interval (m)	Recovery (m)	Recovery %	RQD	RQD %	Reactivity	Hardness	Weathering	Comments
182.00	185.00	3.00	1.45	48	0.00	0	0R	3H	2W	
185.00	188.00	3.00	3	100	0.00	0	0R	3H	2W	
188.00	191.00	3.00	0.3	10	0.00	0	0R	3H	2W	
191.00	194.00	3.00	2.76	92	0.67	22	0R	4H	2W	
194.00	197.00	3.00	3	100	1.00	33	0R	3H	2W	
197.00	200.00	3.00	3	100	0.79	26	0R	3H	2W	
200.00	203.00	3.00	2.2	73	0.13	4	0R	3H	2W	
203.00	206.00	3.00	3	100	0.24	8	1R	3H	2W	
206.00	209.00	3.00	3	100	0.50	17	0R	3H	2W	
209.00	212.00	3.00	3	100	0.90	30	0R	4H	2W	
212.00	215.00	3.00	3	100	1.19	40	0R	3H	2W	
215.00	218.00	3.00	3	100	1.76	59	0R	4H	2W	
218.00	221.00	3.00	2.94	98	2.23	74	3R	3H	2W	
221.00	224.00	3.00	2.88	96	1.94	65	3R	3H	2W	
224.00	227.00	3.00	2.04	68	1.02	34	3R	3H	2W	
227.00	230.00	3.00	3	100	2.21	74	1R	3H	2W	
230.00	233.00	3.00	2.89	96	1.07	36	0R	3H	2W	
233.00	236.00	3.00	3	100	1.84	61	0R	3H	2W	
236.00	239.00	3.00	3	100	2.28	76	0R	3H	2W	
239.00	242.00	3.00	2.95	98	1.31	44	1R	3H	2W	
242.00	245.00	3.00	2.88	96	0.42	14	0R	3H	2W	
245.00	248.00	3.00	3	100	1.83	61	3R	2H	2W	
248.00	251.00	3.00	3	100	1.46	49	3R	2H	2W	
251.00	254.00	3.00	2.87	96	0.11	4	0R	4H	2W	
254.00	257.00	3.00	3	100	0.63	21	0R	4H	2W	
257.00	260.00	3.00	3	100	1.54	51	0R	4H	2W	
260.00	263.00	3.00	3	100	2.58	86	0R	3H	2W	
263.00	266.00	3.00	3	100	1.90	63	0R	4H	2W	
266.00	269.00	3.00	3	100	0.72	24	0R	4H	2W	
269.00	272.00	3.00	2.97	99	0.68	23	0R	4H	2W	
272.00	275.00	3.00	3	100	0.00	0	0R	3H	2W	

From (m)	To (m)	Interval (m)	Recovery (m)	Recovery %	RQD	RQD %	Reactivity	Hardness	Weathering	Comments
275.00	278.00	3.00	3	100	1.27	42	0R	2H	1W	
278.00	281.00	3.00	3	100	0.49	16	1R	3H	2W	
281.00	284.00	3.00	3	100	1.58	53	3R	4H	2W	
284.00	287.00	3.00	2.85	95	0.20	7	1R	3H	3W	
287.00	290.00	3.00	2.78	93	0.52	17	3R	3H	2W	

Depth (m)	Magnetic Susceptibility	Rock Type	Comments
1	0	CAS	
2	0	CAS	
3	0	CAS	
4	0	CAS	
5	0	SLT	
6	1.57	SLT	
7	0.29	SLT	
8	2.48	SLT	
9	1.1	SLT	
10	0.27	SLT	
11	0.83	SLT	
12	0.56	SLT	
13	0.86	SLT	
14	0.76	SLT	
15	0.91	SLT	
16	0.29	SLT	
17	1.55	SLT	
18	1.71	SLT	
19	0.75	SLT	
20	0.65	SLT	
21	0.22	SLT	
22	0.66	SLT	
23	0.15	SLT	
24	0.31	SLT	
25	8.11	SLT	
26	0.23	QTE	
27	0.11	QTE	
28	0.01	QTE	
29	0.22	QTE	

Depth (m)	Magnetic Susceptibility	Unit	Comments
30	0.22	QTE	
31	0.12	QTE	
32	0	QTE	
33	0.1	QTE	
34	0.16	QTE	
35	0.04	QTE	
36	0.01	QTE	
37	0.23	QTE	
38	0.16	QTE	
39	0.16	QTE	
40	0.27	QTE	
41	0.24	QTE	
42	0.02	QTE	
43	0.14	QTE	
44	0.01	QTE	
45	0.02	QTE	
46	0.03	QTE	
47	0.04	QTE	
48	0	QTE	
49	0	QTE	
50	0.01	QTE	
51	0.01	QTE	
52	0.02	QTE	
53	0.15	QTE	
54	0.01	QTE	
55	0.2	QTE	
56	0.22	QTE	
57	0.01	SSS	
58	0.05	SSS	

Depth (m)	Magnetic Susceptibility	Rock Type	Comments
59	0.02	SSS	
60	0	SSS	
61	0.01	SSS	
62	1.02	SSS	
63	2.85	SSS	
64	0.16	SSS	
65	0.19	SSS	
66	1.81	SSS	
67	2.18	SSS	
68	4.78	ICL	
69	2.03	ICL	
70	1.22	ICL	
71	4.73	ICL	
72	0.63	ICL	
73	0.6	ICL	
74	0.52	ICL	
75	1.28	ICL	
76	1.85	ICL	
77	3.04	ICL	
78	0.11	ICL	
79	4.59	ICL	
80	2.31	ICL	
81	0.65	ICL	
82	0.88	ICL	
83	1.07	ICL	
84	1.26	ICL	
85	1.27	ICL	
86	2.33	ICL	
87	2.91	ICL	
88	1.17	ICL	
89	2.78	ICL	

Depth (m)	Magnetic Susceptibility	Unit	Comments
90	0.18	ICL	
91	0.25	ICL	
92	0.18	ICL	
93	0.14	ICL	
94	0.35	ICL	
95	2.66	ICL	
96	4.26	ICL	
97	1.84	ICL	
98	0.55	ICL	
99	3.56	ICL	
100	0.85	ICL	
101	0.4	ICL	
102	1.52	ICL	
103	0.97	ICL	
104	0.44	ICL	
105	0.72	ICL	
106	0.55	ICL	
107	1.31	ICL	
108	2.89	ICL	
109	3.48	ICL	
110	5.3	ICL	
111	3.46	ICL	
112	3.33	ICL	
113	2.85	ICL	
114	1.18	ICL	
115	0.34	ICL	
116	0.32	ICL	
117	0.3	ICL	
118	0.16	ICL	
119	1.37	ICL	
120	1.94	ICL	

Depth (m)	Magnetic Susceptibility	Rock Type	Comments
121	0.88	ICL	
122	0.42	ICL	
123	1.79	ICL	
124	0.3	ICL	
125	0.23	ICL	
126	0.32	ICL	
127	0.69	ICL	
128	0.21	ICL	
129	0.05	ICL	
130	0.1	ICL	
131	0.21	ICL	
132	0.04	ICL	
133	0.05	ICL	
134	0.07	ICL	
135	0	ICL	
136	0.28	ICL	
137	0.13	ICL	
138	0.19	ICL	
139	0	ICL	rubble
140	0.15	ICL	
141	0	ICL	Wash-out until meter 146.
147	1.42	ICL	
148	1.08	ICL	
149	0.11	ICL	
150	3.86	ICL	
151	1.28	ICL	
152	1.81	ICL	
153	0.48	ICL	
154	0.97	ICL	
155	0.08	ICL	
156	0.22	ICL	

Depth (m)	Magnetic Susceptibility	Unit	Comments
157	0.1	ICL	
158	1	ICL	
159	0.67	ICL	
160	0.06	ICL	
161	2.95	ICL	
162	0.28	ICL	
163	0.46	ICL	
164	0	ICL	
165	0	ICL	
166	0.36	ICL	
167	1.45	ICL	
168	1.07	ICL	
169	0.13	ICL	
170	1.32	ICL	
171	0.23	ICL	
172	0.49	ICL	
173	0.14	ICL	
174	0.06	ICL	
175	1.1	ICL	
176	0.06	ICL	
177	0.67	ICL	
178	0.14	ICL	
179	0.39	ICL	
180	0.14	ICL	
181	0.22	ICL	
182	0.12	ICL	
183	0.23	ICL	
184	0.33	ICL	
185	0.29	ICL	
186	1.17	ICL	
187	1.42	ICL	

Depth (m)	Magnetic Susceptibility	Rock Type	Comments
188	0.04	ICL	
189	0.67	ICL	
190	0	ICL	washout.
191	0.21	ICL	
192	0.6	ICL	
193	0.48	ICL	
194	1.65	ICL	
195	0.67	ICL	
196	0.42	ICL	
197	0.17	ICL	
198	0.23	ICL	
199	0.23	ICL	
200	0.44	ICL	
201	0.03	ICL	
202	0.07	ICL	
203	0.44	ICL	
204	0.06	ICL	
205	0.44	ICL	
206	1.39	ICL	
207	0.19	ICL	
208	0.15	ICL	
209	0.59	ICL	
210	0.3	ICL	
211	0.37	ICL	
212	0.19	ICL	
213	0.54	ICL	
214	0.26	ICL	
215	0.3	ICL	
216	0.91	ICL	
217	1.32	ICL	
218	9.37	ICL	

Depth (m)	Magnetic Susceptibility	Unit	Comments
219	22.58	ICL	
220	19.15	ICL	
221	14.93	ICL	
222	10.49	ICL	
223	8.61	ICL	
224	2.49	ICL	
225	1.04	ICL	
226	23.63	ICL	
227	22	ICL	
228	25	ICL	
229	20.45	ICL	
230	3.82	ICL	
231	8.49	ICL	
232	1.58	ICL	
233	5.67	ICL	
234	0.73	ICL	
235	3.88	ICL	
236	1.15	ICL	
237	3.91	ICL	
238	3.98	ICL	
239	0.32	ICL	
240	10.04	ICL	
241	8.63	ICL	
242	0.73	ICL	
243	3.09	ICL	
244	4	ICL	
245	4.15	ICL	
246	6.61	ICL	
247	12.96	ICL	
248	6.31	ICL	
249	6.77	ICL	

Depth (m)	Magnetic Susceptibility	Rock Type	Comments
250	3.5	ICL	
251	2.04	ICL	
252	0.69	ARG	
253	0.57	ARG	
254	1.08	ARG	
255	3.16	ARG	
256	6.01	ARG	
257	1.78	ARG	
258	3.26	ARG	
259	1.24	ARG	
260	6.64	ARG	
261	1.79	ARG	
262	2.12	ARG	
263	6.49	ARG	
264	1.33	ARG	
265	2.05	ARG	
266	0.54	ARG	
267	0.3	ARG	
268	0.43	ARG	
269	0.37	ARG	
270	0.01	ARG	
271	0.71	ARG	
272	0.29	ARG	
273	0.49	ARG	
274	0.5	ARG	
275	0.98	ARG	
276	0.38	ARG	
277	0.77	ARG	
278	0.45	ARG	
279	0.71	ARG	
280	0.47	ARG	
281	1.06	ARG	
282	0.05	ARG	
283	0.17	ARG	
284	0.73	ARG	
285	0.17	ARG	
286	0.22	ARG	
287	0.27	ARG	
288	0.03	ARG	
289	0.22	ARG	
290	1.27	ARG	EOH

Hole Name

Hole Name	From (m)	Length (m)	Core Size	Rock Type	Weight in Air (g)	Weight in Water (g)	Density (g/cm3)	Specific Gravity	Comments
OSW-12-001									
	24.37	12.4	NQ2	SLT	679.8	424.4	2.7	2.7	siltstone with 2 mineralized fractures hosting fair Py mineralization
	63.75	11.6	NQ2	SSS	644.9	408.3	2.8	2.7	calcarious siltstone with weak brecciated texture and few mineralized fractures hosting Py
	73.28	10.4	NQ2	ICL	575.8	363.3	2.7	2.7	heavily fractured chert with weak fracture controled Po.
	95.13	10.1	NQ2	ICL	550.3	342.6	2.7	2.7	siliceous siltstone with weak fracture controled Po
	195.52	10.1	NQ2	ICL	549.8	349.1	2.7	2.7	Foliated siliceous siltstone, light/dark grey foliations.
	229.52	12.9	NQ2	ICL	736.5	475.6	2.8	2.8	skarnified siliceous siltstone blebby/deceminated sulphides throughout.
	262.51	11.7	NQ2	ARG	620.8	387.2	2.6	2.7	Extremely graphitically altered argillite small Po blebby mineralization.

Keg - Silver Range

Archer, Cathro & Associates (1981) Limited

Grid East	Grid North	Easting	Northing	Elevation	Depth (m)
		581674	6946190	1360	213.23

ZONE: Owl Southwest

SECTION:

HOLE: OSW-12-002

CLAIM: YD32193

Contractor: Top Rank

Drill: 2

Core Size: NQ2

Casing Depth: #Error

Drilling Dates: Jul 23 - Jul 28, 2012

Geology Logged By: L. Tan

SURVEY			
Depth (m)	Azimuth	Dip	Method
0	295	-50	Compass
213	298	-53.1	Ranger

TARGET:

SUMMARY			
From (m)	To (m)	Interval (m)	Rock Type
0	5	5	CAS
5	31.6	26.6	SLT
31.6	84.92	53.32	QTE
84.92	85.92	1	FLR
85.92	213.23	127.31	SLT

SAMPLES	
Numbers:	K286985 to K287000, K287002 to K287050
Total:	69
Batch:	059, 060
Certificates:	WH12177490, WH12183392

COMMENTS

Box Log

OSW-12-002

Silver Range
Southwest Zone

Archer,Cathro & Associates (1981) Limited

Box Number	From (m)	To (m)
1	5	10.1
2	10.1	15.73
3	15.73	20.92
4	20.92	26.06
5	26.06	31.15
6	31.15	35.8
7	35.8	40.39
8	40.39	45.2
9	45.2	50
10	50	55.49
11	55.49	60.62
12	60.62	65.64
13	65.64	70.05
14	70.05	75.03
15	75.03	79.48
16	79.48	86.86
17	86.86	92.98
18	92.98	98.63
19	98.63	104
20	104	109.75
21	109.75	115.23
22	115.23	120.68
23	120.68	125.97
24	125.97	131.6
25	131.6	140.48
26	140.48	145.66
27	145.66	151.03
28	151.03	156.39
29	156.39	161.47
30	161.47	167.39
31	167.39	174.1
32	174.1	179.95
33	179.95	184.43
34	184.43	188.89
35	188.89	194.59
36	194.59	202.72
37	202.72	207.66
38	207.66	213.23

Box Number	From (m)	To (m)

From (m)	To (m)	Interval (m)	Rock Type	Grain Size	Description	Shade	Colour	Texture	Alteration	Intensity	Mineral	Conc.
0.00	5.00	5.00	-?-	--	Same as general.							
						--	--	---	---	--	--	0
5.00	30.73	25.73	SLT	FG	Same as general.							
						DK	GY	---	OXI	1I	Py	0.2
30.73	30.85	0.12	VEN	MG	12 cm wide calcareous vein oriented 53 ° TCA, hosting massive mineralization of medium-coarse grained arsenopyrite.							
						DK	GY	---	---	0I	As	95
30.85	31.60	0.75	SLT	FG	Same as general.							
						DK	GY	---	OXI	1I	Py	0.2
											As	0.3
31.60	84.92	53.32	QTE	FG	Same as general.							
						LT	GY	FR	OXI	1I	Py	0.3
						DK	GY	RB			Py	0.3
											Sp	0.3
											Po	0.1
											Sp	0.3
84.92	85.92	1.00	FLR	FG	Same as general.							
						DK	GY	RB	---	--	--	0
						--	BK					
85.92	104.52	18.60	CHT	FG	Maroon chert interbedded with siliceous siltstone. Interval is intensely fractured (crackle breccia). Fractures are primarily infilled with silica and very minor amounts of calcite, hosting fine grained pyrrhotite, pyrite and sphalerite.							
						DK	GY	FR	---	--	Po	0.4
						DK	BN	BX			Sp	0.2
											Py	0.4

From (m)	To (m)	Interval (m)	Rock Type	Grain Size	Description	Shade	Colour	Texture	Alteration	Intensity	Mineral	Conc.
104.52	121.15	16.63	SLT	FG	Siliceous siltstone interbedded with bands of chert. Siliceous siltstone is generally dark grey, while chert is generally light grey. Interval is intermittently foliated. Fractures and joints are dominantly siliceous, with some calcite infill. Mineralization primarily occurs within fractures and veinlets, consisting of fine grained pyrrhotite and pyrite, with trace, localized galena in veinlets near 108 m depth. Fine grained, disseminated pyrrhotite is also intermittently present. Trace, localized medium grained arsenopyrite occurs independently of other sulphides, near 119 m depth. Interval from 115.72 m - 121.15 m is weak-moderately sericite altered.							
						MD	GN	FO	SER	2I	Po	0.4
						LT	GY				Gn	0.1
						DK	GY				Po	0.4
											As	0.1
											Py	0.3
121.15	126.47	5.32	SSS	FG	Moderate to strongly fractured siliceous siltstone. Fracture controlled mineralization consists of fine grained pyrrhotite, pyrite and sphalerite. Fracture infill is primarily siliceous with minor calcite infill. Interval from 125.00 m - 126.47 m is intensely fractured (crackle breccia).							
						LT	GY	BX			Sp	0.1
						DK	GY	FR	---	--	Py	0.2
											Po	0.8
126.47	128.39	1.92	CHT	FG	Maroon chert interbedded with siliceous siltstone. Interval is strongly to intensely fractured with crackle brecciation. Fractures have siliceous infill and host fine grained pyrrhotite. Some hairline fractures infilled with calcite. Chlorite alteration present along fracture surfaces.							
						LT	GY	FR	CHL	1I	Po	0.5
						DK	BN	BX			Py	0.5

From (m)	To (m)	Interval (m)	Rock Type	Grain Size	Description	Shade	Colour	Texture	Alteration	Intensity	Mineral	Conc.
128.39	155.22	26.83	SLT	FG	Medium to dark grey siltstone with fine grained mineralization of pyrrhotite, pyrite and sphalerite occurring as fracture infill. Fractures and veinlets are primarily siliceous with less abundant calcite infill. Weak chlorite alteration occurs along fractures. Interval from 128.39 m - 145.42 m has intermittent, 20-120 cm rubbly sections. Interval from 147.71 m - 155.22 m is moderate-strongly sericitized.							
						MD	GN		CHL	2I	Py	0.4
						MD	GY				Sp	0.1
						DK	GY	RB	SER	3I	Po	0.4
155.22	173.00	17.78	SLT	FG	Strongly to intensely fractured, interbedded siltstone and maroon chert with moderate bleaching. Interval is skarnified and moderately to strongly sericitized, with moderate chlorite alteration. Mineralization consists of fine grained pyrite and less abundant pyrrhotite within fractures and veinlets. Fractures and veinlets are primarily calcareous. Rubbly sections with weak clay alteration present at 167.00 m - 167.15 m and 171.00 m - 173.00 m depth.							
						MD	GN	RB	SER	3I	Po	0.1
						LT	GY		CHL	3I		
						DK	BN	FR	BLE	3I	Py	0.2
									CLY	1I		
173.00	213.23	40.23	CHT	FG	Strongly fractured maroon chert interbedded with siliceous siltstone. Chert is intermittently banded in 23-30 cm sections. Interval is rubbly and is weakly-moderately chlorite altered along fractures. Fractures and veinlets have siliceous infill with less abundant calcite. Localized vuggy calcite vein at 193.84 m depth. Fine grained pyrite, pyrrhotite and sphalerite present in fractures and veinlets. Localized, disseminated fine-medium grained arsenopyrite occurs independently of other sulphides at 199.60 m - 199.80 m depth. Localized fine grained galena present within calcareous, polymetallic veins in an intensely fractured, skarnified section at 199.70 m - 200.00 m depth.							
						MD	GY	RB	CHL	2I	Po	0.3
						DK	GY	FR			As	0.1

From (m)	To (m)	Interval (m)	Rock Type	Grain Size	Description	Shade	Colour	Texture	Alteration	Intensity	Mineral	Conc.
						DK	BN	FO	SER	1I	Sp	0.1
											Gn	0.1
											Py	0.4

Sample Log

OSW-12-002

Silver Range
Southwest Zone

Archer,Cathro & Associates (1981) Limited

From (m)	To (m)	Interval (m)	Rock Type	Recovery (m)	Recovery %	Sample Number	BatchName	Batch Class	Standard	Blank	1/4 Dup	Coarse Dup
0.00	0.00	0.00	-QC-	0.00	0	K287050	12-060		K-4	☐	☐	☐
0.00	0.00	0.00	-QC-	0.00	0	K286996	12-059		K-4	☐	☐	☐
0.00	0.00	0.00	-QC-	0.00	0	K287002	12-059			☑	☐	☐
0.00	0.00	0.00	-QC-	0.00	0	K287014	12-059			☑	☐	☐
0.00	0.00	0.00	-QC-	0.00	0	K287023	12-060		K-4	☐	☐	☐
0.00	0.00	0.00	-QC-	0.00	0	K287034	12-060			☑	☐	☐
0.00	0.00	0.00	-QC-	0.00	0	K287044	12-060			☑	☐	☐
0.00	0.00	0.00	-QC-	0.00	0	K286988	12-059		K-4	☐	☐	☐
29.63	30.63	1.00	SLT	1.00	100	K286985	12-059			☐	☐	☐
30.63	30.93	0.30	SLT	0.30	100	K286986	12-059			☐	☐	☐
30.93	32.00	1.07	SLT	1.07	100	K286987	12-059			☐	☐	☐
39.58	40.58	1.00	QTE	1.00	100	K286989	12-059			☐	☐	☐
40.58	41.58	1.00	QTE	0.99	99	K286990	12-059			☐	☐	☐
41.58	42.58	1.00	QTE	1.00	100	K286991	12-059			☐	☐	☐
41.58	42.58	1.00	QTE	1.00	100	K286992	12-059			☐	☐	☑
60.00	61.00	1.00	QTE	0.95	95	K286993	12-059			☐	☐	☐
61.00	62.41	1.41	QTE	1.41	100	K286994	12-059			☐	☐	☐
62.41	63.41	1.00	QTE	0.78	78	K286995	12-059			☐	☐	☐
86.00	89.00	3.00	SLT	2.00	67	K286997	12-059			☐	☐	☐
89.00	92.00	3.00	SLT	3.00	100	K286998	12-059			☐	☐	☐
92.00	95.00	3.00	SLT	2.97	99	K286999	12-059			☐	☐	☐
95.00	98.00	3.00	SLT	2.84	95	K287000	12-059			☐	☐	☐
98.00	101.00	3.00	SLT	2.98	99	K287003	12-059			☐	☐	☐
101.00	104.00	3.00	SLT	3.00	100	K287004	12-059			☐	☐	☐
104.00	107.00	3.00	SLT	3.00	100	K287005	12-059			☐	☐	☐
107.00	110.00	3.00	SLT	2.95	98	K287006	12-059			☐	☐	☐
110.00	113.00	3.00	SLT	3.00	100	K287007	12-059			☐	☐	☐

From (m)	To (m)	Interval (m)	Rock Type	Recovery (m)	Recovery %	Sample Number	BatchName	Batch Class	Standard	Blank	1/4 Dup	Coarse Dup
113.00	116.00	3.00	SLT	3.00	100	K287008	12-059			☐	☐	☐
113.00	116.00	3.00	SLT	3.00	100	K287009	12-059			☐	☑	☐
116.00	119.00	3.00	SLT	3.00	100	K287010	12-059			☐	☐	☐
119.00	122.00	3.00	SLT	3.00	100	K287011	12-059			☐	☐	☐
122.00	125.00	3.00	SLT	3.00	100	K287012	12-059			☐	☐	☐
125.00	128.00	3.00	SLT	2.76	92	K287013	12-059			☐	☐	☐
128.00	131.00	3.00	SLT	2.67	89	K287015	12-059			☐	☐	☐
131.00	134.00	3.00	SLT	1.96	65	K287016	12-059			☐	☐	☐
134.00	137.00	3.00	SLT	2.27	76	K287017	12-059			☐	☐	☐
137.00	140.00	3.00	SLT	0.92	31	K287018	12-059			☐	☐	☐
140.00	143.00	3.00	SLT	3.00	100	K287019	12-060			☐	☐	☐
143.00	146.00	3.00	SLT	3.00	100	K287020	12-060			☐	☐	☐
146.00	149.00	3.00	SLT	3.00	100	K287021	12-060			☐	☐	☐
149.00	152.00	3.00	SLT	3.00	100	K287022	12-060			☐	☐	☐
152.00	155.00	3.00	SLT	3.00	100	K287024	12-060			☐	☐	☐
155.00	158.00	3.00	SLT	2.63	88	K287025	12-060			☐	☐	☐
158.00	161.00	3.00	SLT	3.00	100	K287026	12-060			☐	☐	☐
161.00	164.00	3.00	SLT	3.00	100	K287027	12-060			☐	☐	☐
161.00	164.00	3.00	SLT	3.00	100	K287028	12-060			☐	☐	☑
164.00	167.00	3.00	SLT	2.22	74	K287029	12-060			☐	☐	☐
167.00	170.00	3.00	SLT	2.94	98	K287030	12-060			☐	☐	☐
170.00	173.00	3.00	SLT	1.91	64	K287031	12-060			☐	☐	☐
173.00	176.00	3.00	SLT	1.58	53	K287032	12-060			☐	☐	☐
176.00	179.00	3.00	SLT	2.68	89	K287033	12-060			☐	☐	☐
179.00	182.00	3.00	SLT	3.00	100	K287035	12-060			☐	☐	☐
182.00	185.00	3.00	SLT	3.00	100	K287036	12-060			☐	☐	☐
185.00	188.00	3.00	SLT	3.00	100	K287037	12-060			☐	☐	☐
188.00	191.00	3.00	SLT	3.00	100	K287038	12-060			☐	☐	☐
188.00	191.00	3.00	SLT	3.00	100	K287039	12-060			☐	☑	☐

From (m)	To (m)	Interval (m)	Rock Type	Recovery (m)	Recovery %	Sample Number	BatchName	Batch Class	Standard	Blank	1/4 Dup	Coarse Dup
191.00	194.00	3.00	SLT	1.94	65	K287040	12-060			☐	☐	☐
194.00	197.00	3.00	SLT	2.43	81	K287041	12-060			☐	☐	☐
197.00	198.50	1.50	SLT	1.00	67	K287042	12-060			☐	☐	☐
198.50	200.00	1.50	SLT	0.99	66	K287043	12-060			☐	☐	☐
200.00	203.00	3.00	SLT	1.09	36	K287045	12-060			☐	☐	☐
203.00	206.00	3.00	SLT	3.00	100	K287046	12-060			☐	☐	☐
206.00	209.00	3.00	SLT	2.66	89	K287047	12-060			☐	☐	☐
209.00	212.00	3.00	SLT	2.31	77	K287048	12-060			☐	☐	☐
212.00	213.23	1.23	SLT	1.23	100	K287049	12-060			☐	☐	☐

From (m)	To (m)	Interval (m)	Recovery (m)	Recovery %	RQD	RQD %	Reactivity	Hardness	Weathering	Comments
0.00	5.00	5.00	0	0	0.00	0	0R	--	--	Casing, no recovery.
5.00	8.00	3.00	2.77	92	1.29	43	0R	3H	2W	
8.00	11.00	3.00	3	100	1.11	37	1R	3H	2W	
11.00	14.00	3.00	2.69	90	1.69	56	3R	3H	2W	
14.00	17.00	3.00	3	100	1.16	39	3R	3H	1W	
17.00	20.00	3.00	3	100	1.61	54	0R	3H	2W	
20.00	23.00	3.00	3	100	1.78	59	0R	3H	1W	
23.00	26.00	3.00	3	100	1.94	65	0R	3H	1W	
26.00	29.00	3.00	3	100	1.94	65	0R	3H	1W	
29.00	32.00	3.00	2.96	99	0.66	22	0R	4H	2W	
32.00	35.00	3.00	2.82	94	0.10	3	0R	4H	3W	
35.00	38.00	3.00	3	100	0.00	0	0R	4H	3W	
38.00	41.00	3.00	2.89	96	0.97	32	0R	4H	2W	
41.00	44.00	3.00	3	100	0.10	3	0R	4H	2W	
44.00	47.00	3.00	2.59	86	0.00	0	0R	4H	2W	
47.00	50.00	3.00	3	100	0.00	0	0R	4H	2W	
50.00	53.00	3.00	2.5	83	0.12	4	0R	4H	2W	
53.00	56.00	3.00	2.36	79	0.00	0	0R	4H	2W	
56.00	59.00	3.00	2.59	86	0.00	0	0R	4H	2W	
59.00	62.00	3.00	3	100	0.53	18	0R	4H	2W	
62.00	65.00	3.00	2.82	94	0.36	12	0R	4H	2W	
65.00	68.00	3.00	3	100	0.00	0	0R	4H	2W	
68.00	71.00	3.00	3	100	0.24	8	0R	4H	2W	
71.00	74.00	3.00	2.75	92	0.24	8	0R	4H	2W	
74.00	77.00	3.00	3	100	0.41	14	0R	4H	2W	
77.00	80.00	3.00	3	100	0.25	8	0R	4H	2W	
80.00	83.00	3.00	2.66	89	0.18	6	0R	3H	2W	
83.00	86.00	3.00	0.99	33	0.00	0	0R	3H	2W	Fault zone, poor recovery
86.00	89.00	3.00	2	67	0.53	18	0R	3H	1W	

From (m)	To (m)	Interval (m)	Recovery (m)	Recovery %	RQD	RQD %	Reactivity	Hardness	Weathering	Comments
89.00	92.00	3.00	3	100	2.18	73	0R	4H	1W	
92.00	95.00	3.00	2.97	99	2.48	83	0R	4H	1W	
95.00	98.00	3.00	2.84	95	2.29	76	1R	4H	1W	
98.00	101.00	3.00	2.98	99	2.51	84	0R	4H	1W	
101.00	104.00	3.00	3	100	2.11	70	0R	4H	2W	
104.00	107.00	3.00	3	100	1.93	64	0R	4H	1W	
107.00	110.00	3.00	2.95	98	1.55	52	0R	3H	1W	
110.00	113.00	3.00	3	100	1.62	54	0R	3H	1W	
113.00	116.00	3.00	3	100	2.11	70	0R	3H	1W	
116.00	119.00	3.00	3	100	1.83	61	0R	4H	1W	
119.00	122.00	3.00	3	100	1.95	65	0R	3H	1W	
122.00	125.00	3.00	3	100	1.20	40	0R	3H	1W	
125.00	128.00	3.00	2.76	92	1.00	33	0R	3H	1W	
128.00	131.00	3.00	2.67	89	1.12	37	0R	3H	2W	
131.00	134.00	3.00	1.96	65	0.17	6	0R	3H	2W	
134.00	137.00	3.00	2.27	76	1.01	34	0R	3H	2W	
137.00	140.00	3.00	0.92	31	0.00	0	0R	3H	1W	
140.00	143.00	3.00	3	100	0.59	20	0R	3H	1W	
143.00	146.00	3.00	3	100	1.28	43	0R	3H	2W	
146.00	149.00	3.00	3	100	2.01	67	0R	3H	1W	
149.00	152.00	3.00	3	100	1.73	58	1R	3H	1W	
152.00	155.00	3.00	3	100	2.18	73	0R	4H	1W	
155.00	158.00	3.00	2.63	88	1.07	36	0R	4H	1W	
158.00	161.00	3.00	3	100	2.23	74	1R	4H	1W	
161.00	164.00	3.00	3	100	1.24	41	1R	4H	1W	
164.00	167.00	3.00	2.22	74	0.66	22	1R	4H	1W	
167.00	170.00	3.00	2.94	98	0.83	28	3R	3H	1W	
170.00	173.00	3.00	1.91	64	0.00	0	3R	2H	1W	
173.00	176.00	3.00	1.58	53	0.00	0	0R	3H	1W	
176.00	179.00	3.00	2.68	89	0.12	4	0R	3H	2W	
179.00	182.00	3.00	3	100	0.34	11	0R	2H	1W	

From (m)	To (m)	Interval (m)	Recovery (m)	Recovery %	RQD	RQD %	Reactivity	Hardness	Weathering	Comments
182.00	185.00	3.00	3	100	0.54	18	0R	3H	2W	
185.00	188.00	3.00	3	100	0.31	10	0R	3H	1W	
188.00	191.00	3.00	3	100	1.03	34	0R	4H	1W	
191.00	194.00	3.00	1.94	65	0.10	3	0R	4H	1W	
194.00	197.00	3.00	2.43	81	0.29	10	0R	3H	1W	
197.00	200.00	3.00	1.99	66	0.26	9	0R	2H	1W	
200.00	203.00	3.00	1.09	36	0.00	0	0R	2H	1W	
203.00	206.00	3.00	3	100	0.00	0	0R	2H	1W	
206.00	209.00	3.00	2.66	89	0.25	8	0R	4H	1W	
209.00	212.00	3.00	2.31	77	0.72	24	0R	4H	1W	
212.00	213.23	1.23	1.23	100	0.15	12	1R	3H	1W	End of hole

Depth (m)	Magnetic Susceptibility	Rock Type	Comments
1	0	CAS	casing
2	0	CAS	casing
3	0	CAS	casing
4	0	CAS	casing
5	1.1	SLT	
5	1.1	CAS	
6	0.95	SLT	
7	2.3	SLT	
8	0.98	SLT	
9	1.15	SLT	
10	0	SLT	rubble
11	3.36	SLT	
12	1.69	SLT	
13	0.49	SLT	
14	1.29	SLT	
15	1.16	SLT	
16	4.05	SLT	
17	2.76	SLT	
18	1.29	SLT	
19	1.24	SLT	
20	0.78	SLT	
21	1.44	SLT	
22	0.94	SLT	
23	1.05	SLT	
24	1.01	SLT	
25	1.21	SLT	
26	1.48	SLT	
27	0.54	SLT	
28	1.13	SLT	

Depth (m)	Magnetic Susceptibility	Unit	Comments
29	4.33	SLT	
30	0	SLT	rubble
31	0.16	SLT	
32	0.16	QTE	
33	0.03	QTE	
34	0.02	QTE	
35	0.02	QTE	
36	0	QTE	
37	0	QTE	
38	0	QTE	
39	0	QTE	
40	0.01	QTE	
41	0	QTE	
42	0	QTE	
43	0	QTE	
44	0	QTE	
45	0	QTE	
46	0	QTE	
47	0	QTE	
48	0	QTE	
49	0	QTE	
50	0	QTE	
51	0.01	QTE	
52	0	QTE	Rubble
53	0	QTE	
54	0	QTE	
55	0	QTE	
56	0	QTE	
57	0	QTE	

Depth (m)	Magnetic Susceptibility	Rock Type	Comments
58	0	QTE	
59	0	QTE	Rubble
60	0	QTE	Rubble
61	0.13	QTE	
62	0.01	QTE	
63	0	QTE	
64	0	QTE	
65	0.02	QTE	
66	0	QTE	
67	0	QTE	
68	0	QTE	
69	0	QTE	
70	0	QTE	
71	0	QTE	
72	0	QTE	
73	0	QTE	Rubble
74	0	QTE	
75	0	QTE	
76	0	QTE	
77	0	QTE	
78	0	QTE	Rubble
79	0.01	QTE	
80	0	QTE	
81	0	QTE	
82	0	QTE	Rubble
83	0	QTE	Rubble
84	0.01	QTE	
85	0	FLR	
86	0.01	SLT	
87	0.05	SLT	
88	0.12	SLT	

Depth (m)	Magnetic Susceptibility	Unit	Comments
89	0.61	SLT	
90	4.27	SLT	
91	0.52	SLT	
92	0.1	SLT	
93	0.14	SLT	
94	0.05	SLT	
95	0.57	SLT	
96	0.28	SLT	
97	1.41	SLT	
98	0.19	SLT	
99	0.06	SLT	
100	0.82	SLT	
101	0.12	SLT	
102	1.59	SLT	
103	0.22	SLT	
104	4.74	SLT	
105	5.29	SLT	
106	1.42	SLT	
107	0.63	SLT	
108	3.32	SLT	
109	1.58	SLT	
110	0.33	SLT	
111	1.05	SLT	
112	0.86	SLT	
113	0.34	SLT	
114	0.69	SLT	
115	0.87	SLT	
116	0.87	SLT	
117	0.23	SLT	
118	0.47	SLT	
119	0.83	SLT	

Depth (m)	Magnetic Susceptibility	Rock Type	Comments
120	0.78	SLT	
121	0.18	SLT	
122	2.1	SLT	
123	0.33	SLT	
124	0.55	SLT	
125	1.19	SLT	
126	1.12	SLT	
127	0.09	SLT	
128	3.07	SLT	
129	0.73	SLT	
130	0.17	SLT	
131	0.84	SLT	
132	0	SLT	Rubble
133	0	SLT	Rubble
134	0	SLT	Rubble
135	2.38	SLT	
136	0.26	SLT	
137	0	SLT	Rubble
138	0	SLT	Rubble
139	0	SLT	Rubble
140	0.09	SLT	
141	0.62	SLT	
142	0	SLT	Rubblev
143	0.25	SLT	
144	0.82	SLT	
145	0.4	SLT	
146	2.09	SLT	
147	0.15	SLT	
148	2.08	SLT	
149	0.62	SLT	
150	0.86	SLT	

Depth (m)	Magnetic Susceptibility	Unit	Comments
151	0.96	SLT	
152	2.31	SLT	
153	0.17	SLT	
154	0.07	SLT	
155	2.16	SLT	
156	0.12	SLT	
157	0.65	SLT	
158	2.13	SLT	
159	0.07	SLT	
160	1.18	SLT	
161	0.63	SLT	
162	0.93	SLT	
163	0.05	SLT	
164	0.79	SLT	
165	2.82	SLT	
166	0.29	SLT	
167	0.02	SLT	
168	0.13	SLT	
169	0.12	SLT	
170	0.37	SLT	
171	0.07	SLT	
172	0.05	SLT	
173	0	SLT	Rubble
174	0	SLT	Rubble
175	0	SLT	Rubble
176	0.1	SLT	
177	0.31	SLT	
178	0	SLT	Rubble
179	0	SLT	Rubble
180	0.02	SLT	
181	0.17	SLT	

Depth (m)	Magnetic Susceptibility	Rock Type	Comments
182	0.01	SLT	
183	0.05	SLT	
184	0.11	SLT	
185	0	SLT	Rubble
186	1.11	SLT	
187	0.17	SLT	
188	0.5	SLT	
189	1.05	SLT	
190	0.1	SLT	
191	0.06	SLT	
192	0.13	SLT	
193	0.01	SLT	
194	0	SLT	Rubble
195	0.01	SLT	
196	1.01	SLT	
197	0.01	SLT	
198	0.06	SLT	
199	0.02	SLT	
200	0.09	SLT	
201	0	SLT	Rubble
202	0	SLT	Rubble
203	0	SLT	Rubble
204	0	SLT	Rubble
205	0	SLT	Rubble
206	0	SLT	Rubble
207	0.33	SLT	
208	1.23	SLT	
209	0.64	SLT	
210	0	SLT	
211	0.31	SLT	
212	0	SLT	

Depth (m)	Magnetic Susceptibility	Unit	Comments
213	0.08	SLT	E.O.H at 213.23m

Hole Name

Hole Name	From (m)	Length (m)	Core Size	Rock Type	Weight in Air (g)	Weight in Water (g)	Density (g/cm3)	Specific Gravity	Comments
OSW-12-002									
	10.7	12.7	NQ2	SLT	695.8	438.5	2.7	2.7	Dark grey calcareous siltstone.
	64.36	11	NQ2	QTE	564.8	355.1	2.5	2.7	Medium to dark grey quartzite, with quartz veinlets.
	74.24	12.6	NQ2	QTE	659.1	409.4	2.6	2.6	Light to dark grey quartzite, withc quartz veinlets.
	115.35	13.4	NQ2	SLT	740.1	469.9	2.7	2.7	Banded light/ dark grey siliceous siltstone with pyrrhotite mineralization in bands and in fractures.
	150.77	14.1	NQ2	SLT	733.9	466.7	2.6	2.8	Fractured siliceous siltstone with most fractures (1-2 mm thick) hosting pyrite.
	168.44	10.7	NQ2	SLT	560.6	352.4	2.6	2.7	Skarnified section with moderate sericite alteration and weak replacement style mineralization of pyrrhotite.
	209.37	12.3	NQ2	SLT	661.7	368.7	2.7	2.3	Weakly bleached maroon chert with siliceous fractures hosting weak mineralization of pyrrhotite.

Keg - Silver Range

Archer, Cathro & Associates (1981) Limited

Grid East	Grid North	Easting	Northing	Elevation	Depth (m)
		601441	6911521	1768	208.25

ZONE: Risby

SECTION:

HOLE: RBY-12-001

CLAIM: YD121759

Contractor: Beaudoin

Drill: 2

Core Size: BTW

Casing Depth: 2.75m, In

Drilling Dates: Aug 23 - Aug 28, 2012

Geology Logged By: H. Friday

SURVEY			
Depth (m)	Azimuth	Dip	Method

TARGET:

SUMMARY			
From (m)	To (m)	Interval (m)	Rock Type
0	2.75	2.75	CAS
2.75	10.82	8.07	GRN
10.82	13.72	2.9	VEN
13.72	50.75	37.03	GRN
50.75	51.05	0.3	VEN
51.05	82.15	31.1	GRN
82.15	83.04	0.89	FLR
83.04	95.83	12.79	GRN
95.83	97.46	1.63	BXA
97.46	99.56	2.1	GRN
99.56	112.65	13.09	QFP
112.65	172.41	59.76	GRN
172.41	173.46	1.05	VEN
173.46	200.25	26.79	GRN
200.25	200.93	0.68	VEN
200.93	208.25	7.32	GRN

SAMPLES	
Numbers:	K979448 to K979449, M389664 to M389750, M389967 to M390000
Total:	123
Batch:	043, 045, 048, 049, 050, 051
Certificates:	WH12207207, WH12207209, WH12210692, WH12210693, WH12210694, WH12210695

COMMENTS

Hole shut down due to the drill pad sinking. Casing left in.

Box Log

RBY-12-001

Silver Range
Risby Zone

Archer,Cathro & Associates (1981) Limited

Box Number	From (m)	To (m)
1	2.75	8.75
2	8.75	14.54
3	14.54	19.87
4	19.87	25.01
5	25.01	29.99
6	29.99	34.99
7	34.99	40.13
8	40.13	45.31
9	45.31	50.75
10	50.75	55.5
11	55.5	60.22
12	60.22	65.7
13	65.7	70.28
14	70.28	75.62
15	75.62	80.9
16	80.9	86.12
17	86.12	91.25
18	91.25	96.62
19	96.62	101.87
20	101.87	107
21	107	111.98
22	111.98	117.4
23	117.4	122.31
24	122.31	127.1
25	127.1	132.27
26	132.27	137.3
27	137.3	142.34
28	142.34	147.72
29	147.72	153.05
30	153.05	158.11
31	158.11	163.48
32	163.48	168
33	168	174
34	174	179.3
35	179.3	184.9
36	184.9	190.1
37	190.1	195.4
38	195.4	200.4
39	200.4	205.7
40	205.7	208.25

Box Number	From (m)	To (m)

From (m)	To (m)	Interval (m)	Rock Type	Grain Size	Description	Shade	Colour	Texture	Alteration	Intensity	Mineral	Conc.
0.00	2.75	2.75	CAS	--	Casing							
						--	--	---	---	--	--	0
2.75	8.63	5.88	GRN	MG	Medium to light grey to brown phaneritic granite. Manganese oxide staining seen enveloping (and on) most fracture surfaces. Envelope typically 5mm on either side of the fractures. Oxidation seen locally throughout altering whole core in places.							
						MD	GY	PH	MNO	2I	--	0
						LT	BN		OXI	2I		
8.63	10.82	2.19	GRN	MG	Light tan to green moderately phyllic altered granite. Local argillic alteration throughout. Oxidation seen on select fracture surfaces and locally altering bands throughout core. Small quartz stringers/veinlets throughout.							
						LT	TN	PH	OXI	2I	--	0
						LT	GN		PHC	3I		
									ARG	2I		
10.82	13.72	2.90	VEN	MG	Light grey massive to brecciated quartz vein / silicified granite - phase in and out of intensely silicified granite and pure quartz. Disseminated pyrite, sphalerite and galena seen throughout. Interval moderately oxidized - seen on fracture surfaces and seen as brown/tan stringers throughout some of the vein, and oxidation altering whole core locally. Upper contact at 30 degrees TCA, lower contact rubble.							
						LT	GY	MA	OXI	2I	Py	0.01
								BX	SIL	5I	Sp	0.05
											Gn	0.01
13.72	25.23	11.51	GRN	MG	Light to medium tan to grey moderately oxidized and phyllic altered granite with weak argillic alteration locally throughout. Oxidation seen on all fracture surfaces and locally altering whole core. Quartz veinlets and veins throughout - occasionally hosting arsenopyrite mineralization.							
						MD	GY		ARG	2I		
						LT	TN	PH	OXI	3I	As	0.01
									PHC	3I		

From (m)	To (m)	Interval (m)	Rock Type	Grain Size	Description	Shade	Colour	Texture	Alteration	Intensity	Mineral	Conc.
25.23	50.75	25.52	GRN	MG	Medium to light grey to tan granite with localized moderate phyllic and argillic alteration. Oxidation seen throughout mainly on fracture surfaces, with occasional 1cm envelopes. Localiazed moderate silicification seen around quartz veinlets and veins. Quartz veinlets/veins hosting pyrite mineralization. Trace smithsonite seen on fracture surfaces and associtaed with quartz veins.							
						MD	GY					
						LT	TN					
50.75	51.05	0.30	VEN	FG	White to light grey quartz vein with disseminated fine grained pyrite and arsenopyrite. Trace smithsonite throughout vein. Oxidized stringers throughout and oxidation seen on fracture surfaces.							
						LT	GY	MA	SIL	5I	Py	0.01
						--	WH		OXI	2I	As	0.01
51.05	57.49	6.44	GRN	MG	Light tan phaneritic granite with moderate argillic and phyllic alteration throughout. Moderate oxidation throughout but more pervasive on fracture surfaces. Quartz stringers and veinlets throughout hosting disseminated pyrite mineralization. Segments of 10cm of grit to rubble throughout.							
						LT	TN	PH	ARG	2I	Py	0.01
									PHC	2I		
									OXI	2I		
57.49	79.95	22.46	GRN	MG	Medium to light grey phaneritic granite with weak argillic and phyllic alteration locally throughout. Oxidationb seen on fracture surfaces and around veinlets/veins throughout. Quartz veinlets and stringers throughout hosting pyrite mineralization and trace sphalerite and galena mineralization.							
						MD	GY	PH	OXI	1I	Py	0.01
						LT	TN		ARG	1I	Sp	0.01
									PHC	1I	Gn	0.01

From (m)	To (m)	Interval (m)	Rock Type	Grain Size	Description	Shade	Colour	Texture	Alteration	Intensity	Mineral	Conc.
79.95	82.15	2.20	GRN	MG	Light tan to grey moderately argillic altered granite with localized weak phyllic alteration. Rubble patches throughout interval (20cm long). Infrequent quartz veinlets hosting pyrite and trace galena mineralization.							
						LT	TN	PH	ARG	3I	Py	0.01
						--	GY		PHC	2I	Gn	0.01
82.15	83.04	0.89	FLR	FG	Light to medium grey to tan milled breccia (?) and sheared fault rock. Milled breccia has rounded grey porphyritic clasts and mid grey quartz clasts in a light grey gritty gouge matrix. Sheared segment is light to medium grey with sheared bands and trace disseminated pyrite throughout. Shear fabric seen surrounding quartz grains and clasts. Sheared segment at 82.60 - 82.71m. Rest of interval milled breccia to gouge. Weak oxidation seen throughout the gouge.							
						MD	TN	BX				
						LT	GY	SH	OXI	1I	Py	0.01
83.04	95.83	12.79	GRN	MG	Medium to light grey to tan phaneritic to weakly porphyritic granite with localized moderate argillic and phyllic alteration. Moderate oxidation throughout - mainly on fracture surfaces and locally altering whole core. Small quartz stringers and veinlets throughout with fine grained disseminated pyrite.							
						MD	GY	PH	ARG	2I	Py	0.01
						LT	TN	PO	PHC	2I	Sp	0.01
									OXI	2I		
95.83	97.46	1.63	BXA	MG	Light to medium grey to tan milled breccia. Clasts throughout are sub rounded argillic and weakly oxidized phaneritic granite. Matrix is a grey medium grained intrusive with pyrite disseminated throughout and blebs of galena. Quartz-pyrite stringers seen throughout.							
						MD	TN	PH	OXI	1I	Py	0.01
						LT	GY	BX	ARG	2I	Gn	0.01

From (m)	To (m)	Interval (m)	Rock Type	Grain Size	Description	Shade	Colour	Texture	Alteration	Intensity	Mineral	Conc.
97.46	99.56	2.10	GRN	MG	Light tan to grey phaneritic granite with moderate argillic and phyllic alteration throughout. Moderate oxidation also seen on, and enveloping select fracture surfaces. Quartz veinlets throughout with no visible mineralization. Contact into dyke at 40 degrees TCA and very undulatory.							
						LT	GY	PH	ARG	2I	--	0
						--	TN		PHC	2I		
									OXI	2I		
99.56	112.65	13.09	QFP	FG	Medium green quartz feldspar porphyry dyke. Phenocrysts are very soft white clay altered feldspars and dark grey quartz grains - often cubic and glassy. Locally mildly calcareous around these phenocrysts. Disseminated very fine grained pyrite seen throughout matrix. Matrix medium green - very fine grained - and moderately silicified. Small quartz-pyrite stringers and veinlets also seen throughout - larger veinlets often vuggy. Feldspar phenocrysts moderately oxidized locally and oxidation seen on all fracture surfaces.							
						MD	GN	PO	OXI	2I	Py	0.1
									SIL	2I		
112.65	134.79	22.14	GRN	MG	Light to medium grey to tan granite with localized moderate argillic and phyllic alteration throughout. Pervasive oxidation seen locally throughout, but mainly on select fracture surfaces. Quartz veinlets and veins seen throughout hosting galena, sphalerite and pyrite mineralization, and typically surrounded by a mild silicification halo. Small 30cm segments of rubble.							
						MD	TN		PHC	3I	Sp	0.01
						LT	GY	PH	OXI	2I	Gn	0.01
									ARG	2I	Py	0.01
									SIL	1I		
134.79	135.91	1.12	GRN	MG	Light tan to grey moderately argillic altered granite. Entire interval rubble to grit.							
						LT	TN	PH	ARG	3I	--	0
						--	GY	RB				

From (m)	To (m)	Interval (m)	Rock Type	Grain Size	Description	Shade	Colour	Texture	Alteration	Intensity	Mineral	Conc.
135.91	142.34	6.43	GRN	MG	Light tan to grey granite with localized moderate argillic and phyllic alteration throughout. Granite phaneritic to porphyritic - with feldspar phenocrysts locally (5mm - 1cm). Quartz veinlets and veins throughout hosting pyrite mineralization. Small 10cm segments of rubble throughout.							
						LT	TN	PH	ARG	2I	Py	0.01
						--	GY	PO	PHC	3I		
142.34	147.92	5.58	GRN	MG	Light to medium grey phaneritic granite with localized weak phyllic alteration - primarily around quartz veinlets. Mainly fresh granite.							
						MD	--					
						LT	GY	PH	PHC	1I	--	0
147.92	172.41	24.49	GRN	MG	Light tan to grey phaneritic to porphyritic granite. Porphyritic texture generated from 5mm - 1cm feldspar clasts throughout - often rectangular to square. Granite locally moderately argillic and phyllic altered. Silicification seen around veins and veinlets. Quartz veins and veinlets hosting pyrite mineralization and often vuggy with well developed quartz crystals in the vugs.							
						LT	TN	PH	ARG	2I	Py	0.1
						--	GY	PO	PHC	2I		
									SIL	2I		
172.41	173.46	1.05	VEN	VF	Milky white very fine grained cryptocrystalline quartz vein. Light grey bands seen throughout - multiple infill stages (?). Upper contact at 85 degrees TCA and has a 15cm zone of prismatic quartz crystals. Lower contact is at 85 degrees TCA and has a 3cm band of grey multi-generational infill stages with mild breccia. Trace pyrite seen at both contacts.							
						--	WH	XL	---	--	Py	0.01
								BN				

From (m)	To (m)	Interval (m)	Rock Type	Grain Size	Description	Shade	Colour	Texture	Alteration	Intensity	Mineral	Conc.
173.46	200.25	26.79	GRN	MG	Light to medium grey to tan phaneritic to porphyritic granite. Porphyritic texture generated from 5mm - 1cm feldspar clasts that are occasionally rectangular. Zones of minor breccia with chlorite (?) alteration throughout. Moderate local argillic and phyllic alteration throughout. Silicification seen around veins and veinlets throughout. Quartz veins and veinlets hosting pyrite mineralization and occasionally have a peach-pink colour. Veins occasionally vuggy. Local stockwork veinlets also seen hosting pyrite mineralization.							
						MD	GY	PO	PHC	2I		
						LT	TN	PH	ARG	2I	Py	0.1
								BX	SIL	2I		
									CHL	1I		
200.25	200.93	0.68	VEN	MG	Quartz vein / intensely silicified granite. Stockwork pyrite and sphalerite veinlets seen. Segments of vein have remnant granite texture visible - argillic altered but very intensely silicified. Quartz vein segments banded with multiple generations of infill - including peach-pink quartz. Locally vuggy. An unknown sulphide - sulfosalt (?) silverish in colour throughout.							
						LT	TN	BN	CHL	1I	Py	0.01
						--	GN	MA	ARG	2I	Sp	0.01
									SIL	4I	Un	0.01
200.93	208.25	7.32	GRN	MG	Light to medium grey to tan granite with localize moderate phyllic and argillic alteration. Argillic altered zones rubble to grit. Phyllic alteration mainly seen around veinlets throughout. Quartz veinlets and veins seen with trace pyrite mineralization.							
						MD	TN		ARG	1I		
						LT	GY	PH	PHC	2I	Py	0.01

From (m)	To (m)	Interval (m)	Rock Type	Recovery (m)	Recovery %	Sample Number	BatchName	Batch Class	Standard	Blank	1/4 Dup	Coarse Dup
0.00	0.00	0.00	-QC-	0.00	0	M389672	12-045	Core	ME8	☐	☐	☐
0.00	0.00	0.00	-QC-	0.00	0	M389679	12-045	Core		☑	☐	☐
0.00	0.00	0.00	-QC-	0.00	0	M389689	12-045	Core	ME8	☐	☐	☐
0.00	0.00	0.00	-QC-	0.00	0	M389702	12-048	Core		☑	☐	☐
0.00	0.00	0.00	-QC-	0.00	0	M389708	12-048	Core	ME8	☐	☐	☐
0.00	0.00	0.00	-QC-	0.00	0	M389713	12-048	Core	ME8	☐	☐	☐
0.00	0.00	0.00	-QC-	0.00	0	M389724	12-048	Core		☑	☐	☐
0.00	0.00	0.00	-QC-	0.00	0	M389739	12-049	Core	ME8	☐	☐	☐
0.00	0.00	0.00	-QC-	0.00	0	M389747	12-050	Core	ME8	☐	☐	☐
0.00	0.00	0.00	-QC-	0.00	0	M389750	12-050	Core		☑	☐	☐
0.00	0.00	0.00	-QC-	0.00	0	M389978	12-050	Core	ME8	☐	☐	☐
0.00	0.00	0.00	-QC-	0.00	0	M389987	12-050	Core		☑	☐	☐
0.00	0.00	0.00	-QC-	0.00	0	M389998	12-051	Core		☑	☐	☐
0.00	0.00	0.00	-QC-	0.00	0	K979448	12-051	Core	ME8	☐	☐	☐
2.75	5.18	2.43	CAS, GRN	1.28	53	M389664	12-043	Core		☐	☐	☐
2.75	5.18	2.43	CAS, GRN	1.28	53	M389665	12-043	Core		☐	☐	☑
5.18	7.25	2.07	GRN	1.75	85	M389666	12-043	Core		☐	☐	☐
7.25	9.32	2.07	GRN	1.89	91	M389667	12-043	Core		☐	☐	☐
9.32	10.82	1.50	GRN	1.12	75	M389668	12-045	Core		☐	☐	☐
10.82	12.32	1.50	VEN, GRN	1.47	98	M389669	12-045	Core		☐	☐	☐
12.32	13.72	1.40	VEN	1.13	81	M389670	12-045	Core		☐	☐	☐
13.72	15.22	1.50	VEN, GRN	1.32	88	M389671	12-045	Core		☐	☐	☐
15.22	17.37	2.15	GRN	2.10	98	M389673	12-045	Core		☐	☐	☐
17.37	20.42	3.05	GRN	2.85	93	M389674	12-045	Core		☐	☐	☐
20.42	23.47	3.05	GRN	2.80	92	M389675	12-045	Core		☐	☐	☐

From (m)	To (m)	Interval (m)	Rock Type	Recovery (m)	Recovery %	Sample Number	BatchName	Batch Class	Standard	Blank	1/4 Dup	Coarse Dup
23.47	25.23	1.76	GRN	1.71	97	M389676	12-045	Core		☐	☐	☐
25.23	27.87	2.64	GRN	2.63	100	M389677	12-045	Core		☐	☐	☐
27.87	29.57	1.70	GRN	1.70	100	M389678	12-045	Core		☐	☐	☐
29.57	32.61	3.04	GRN	2.80	92	M389680	12-045	Core		☐	☐	☐
32.61	35.66	3.05	GRN	3.05	100	M389681	12-045	Core		☐	☐	☐
32.61	35.66	3.05	GRN	3.05	100	M389682	12-045	Core		☐	☑	☐
35.66	38.71	3.05	GRN	2.90	95	M389683	12-045	Core		☐	☐	☐
38.71	41.76	3.05	GRN	3.03	99	M389684	12-045	Core		☐	☐	☐
41.76	44.81	3.05	GRN	3.02	99	M389685	12-045	Core		☐	☐	☐
41.76	44.81	3.05	GRN	3.02	99	M389686	12-045	Core		☐	☐	☑
44.81	47.85	3.04	GRN	3.04	100	M389687	12-045	Core		☐	☐	☐
47.85	49.25	1.40	GRN	1.40	100	M389688	12-045	Core		☐	☐	☐
49.25	50.75	1.50	GRN	1.48	99	M389690	12-045	Core		☐	☐	☐
50.75	51.05	0.30	GRN, VEN	0.30	100	M389691	12-045	Core		☐	☐	☐
51.05	52.55	1.50	GRN, VEN	1.43	95	M389692	12-045	Core		☐	☐	☐
52.55	54.55	2.00	GRN	1.95	98	M389693	12-045	Core		☐	☐	☐
54.55	57.49	2.94	GRN	2.81	96	M389694	12-048	Core		☐	☐	☐
57.49	60.05	2.56	GRN	2.50	98	M389695	12-048	Core		☐	☐	☐
60.05	63.09	3.04	GRN	2.46	81	M389696	12-048	Core		☐	☐	☐
63.09	64.78	1.69	GRN	1.61	95	M389697	12-048	Core		☐	☐	☐
63.09	64.78	1.69	GRN	1.61	95	M389698	12-048	Core		☐	☑	☐
64.78	66.78	2.00	GRN	2.00	100	M389699	12-048	Core		☐	☐	☐
66.78	68.28	1.50	GRN	1.50	100	M389700	12-048	Core		☐	☐	☐
68.28	68.78	0.50	GRN	0.49	98	M389701	12-048	Core		☐	☐	☐
68.78	70.28	1.50	GRN	1.50	100	M389703	12-048	Core		☐	☐	☐
70.28	72.28	2.00	GRN	1.56	78	M389704	12-048	Core		☐	☐	☐
72.28	75.29	3.01	GRN	2.88	96	M389705	12-048	Core		☐	☐	☐
75.29	78.33	3.04	GRN	2.50	82	M389706	12-048	Core		☐	☐	☐

From (m)	To (m)	Interval (m)	Rock Type	Recovery (m)	Recovery %	Sample Number	BatchName	Batch Class	Standard	Blank	1/4 Dup	Coarse Dup
78.33	79.95	1.62	GRN	1.61	99	M389707	12-048	Core		☐	☐	☐
79.95	82.15	2.20	GRN	2.20	100	M389709	12-048	Core		☐	☐	☐
82.15	83.04	0.89	GRN, FLR	0.89	100	M389710	12-048	Core		☐	☐	☐
83.04	84.43	1.39	GRN, FLR	1.39	100	M389711	12-048	Core		☐	☐	☐
84.43	87.48	3.05	GRN	3.00	98	M389712	12-048	Core		☐	☐	☐
87.48	90.53	3.05	GRN	2.92	96	M389714	12-048	Core		☐	☐	☐
90.53	93.57	3.04	GRN	3.04	100	M389715	12-048	Core		☐	☐	☐
93.57	95.83	2.26	GRN	2.22	98	M389716	12-048	Core		☐	☐	☐
95.83	97.46	1.63	GRN, BXA	1.62	99	M389717	12-048	Core		☐	☐	☐
97.46	99.56	2.10	GRN, BXA	2.00	95	M389718	12-048	Core		☐	☐	☐
99.56	102.56	3.00	QFP, GRN	3.00	100	M389719	12-048	Core		☐	☐	☐
102.56	105.56	3.00	QFP	2.90	97	M389720	12-048	Core		☐	☐	☐
102.56	105.56	3.00	QFP	2.90	97	M389721	12-048	Core		☐	☐	☑
105.56	108.56	3.00	QFP	3.00	100	M389722	12-048	Core		☐	☐	☐
108.56	110.56	2.00	QFP	1.97	99	M389723	12-048	Core		☐	☐	☐
110.56	112.65	2.09	QFP	2.05	98	M389725	12-048	Core		☐	☐	☐
112.65	113.65	1.00	GRN, QFP	0.91	91	M389726	12-048	Core		☐	☐	☐
113.65	115.65	2.00	GRN	2.00	100	M389727	12-048	Core		☐	☐	☐
115.65	118.65	3.00	GRN	3.00	100	M389728	12-048	Core		☐	☐	☐
118.65	121.32	2.67	GRN	2.56	96	M389729	12-048	Core		☐	☐	☐
121.32	121.92	0.60	GRN	0.60	100	M389730	12-049	Core		☐	☐	☐
121.32	121.92	0.60	GRN	0.60	100	M389731	12-049	Core		☐	☐	☑
121.92	124.05	2.13	GRN	2.10	99	M389732	12-049	Core		☐	☐	☐
124.05	127.10	3.05	GRN	3.05	100	M389733	12-049	Core		☐	☐	☐
124.05	127.10	3.05	GRN	3.05	100	M389734	12-049	Core		☐	☑	☐
127.10	130.15	3.05	GRN	3.05	100	M389735	12-049	Core		☐	☐	☐

From (m)	To (m)	Interval (m)	Rock Type	Recovery (m)	Recovery %	Sample Number	BatchName	Batch Class	Standard	Blank	1/4 Dup	Coarse Dup
130.15	133.20	3.05	GRN	3.05	100	M389736	12-049	Core		☐	☐	☐
133.20	134.79	1.59	GRN	1.50	94	M389737	12-049	Core		☐	☐	☐
134.79	135.91	1.12	GRN	1.02	91	M389738	12-049	Core		☐	☐	☐
135.91	137.30	1.39	GRN	1.37	99	M389740	12-049	Core		☐	☐	☐
137.30	139.29	1.99	GRN	1.99	100	M389741	12-049	Core		☐	☐	☐
139.29	142.34	3.05	GRN	2.97	97	M389742	12-050	Core		☐	☐	☐
142.34	145.39	3.05	GRN	2.94	96	M389743	12-050	Core		☐	☐	☐
145.39	147.92	2.53	GRN	2.41	95	M389744	12-050	Core		☐	☐	☐
147.92	149.62	1.70	GRN	1.46	86	M389745	12-050	Core		☐	☐	☐
149.62	150.62	1.00	GRN	0.99	99	M389746	12-050	Core		☐	☐	☐
150.62	152.62	2.00	GRN	2.00	100	M389748	12-050	Core		☐	☐	☐
152.62	153.62	1.00	GRN	1.00	100	M389749	12-050	Core		☐	☐	☐
153.62	156.43	2.81	GRN	2.81	100	M389967	12-050	Core		☐	☐	☐
156.43	157.68	1.25	GRN	1.18	94	M389968	12-050	Core		☐	☐	☐
157.68	158.68	1.00	GRN	1.00	100	M389969	12-050	Core		☐	☐	☐
158.68	159.68	1.00	GRN	1.00	100	M389970	12-050	Core		☐	☐	☐
159.68	161.98	2.30	GRN	2.30	100	M389971	12-050	Core		☐	☐	☐
161.98	163.68	1.70	GRN	1.70	100	M389972	12-050	Core		☐	☐	☐
163.68	166.73	3.05	GRN	3.02	99	M389973	12-050	Core		☐	☐	☐
163.68	166.73	3.05	GRN	3.02	99	M389974	12-050	Core		☐	☐	☑
166.73	169.02	2.29	GRN	2.25	98	M389975	12-050	Core		☐	☐	☐
169.02	170.52	1.50	GRN	1.50	100	M389976	12-050	Core		☐	☐	☐
170.52	172.02	1.50	GRN	1.37	91	M389977	12-050	Core		☐	☐	☐
172.02	172.41	0.39	GRN	0.38	97	M389979	12-050	Core		☐	☐	☐
172.41	173.46	1.05	GRN, VEN	1.05	100	M389980	12-050	Core		☐	☐	☐
173.46	174.96	1.50	VEN, GRN	1.50	100	M389981	12-050	Core		☐	☐	☐
173.46	174.96	1.50	VEN, GRN	1.50	100	M389982	12-050	Core		☐	☑	☐

From (m)	To (m)	Interval (m)	Rock Type	Recovery (m)	Recovery %	Sample Number	BatchName	Batch Class	Standard	Blank	1/4 Dup	Coarse Dup
174.96	176.46	1.50	GRN	1.50	100	M389983	12-050	Core		☐	☐	☐
176.46	179.46	3.00	GRN	3.00	100	M389984	12-050	Core		☐	☐	☐
179.46	182.46	3.00	GRN	3.00	100	M389985	12-050	Core		☐	☐	☐
182.46	185.46	3.00	GRN	2.96	99	M389986	12-050	Core		☐	☐	☐
185.46	188.46	3.00	GRN	2.81	94	M389988	12-050	Core		☐	☐	☐
188.46	190.46	2.00	GRN	2.00	100	M389989	12-050	Core		☐	☐	☐
190.46	192.46	2.00	GRN	2.00	100	M389990	12-050	Core		☐	☐	☐
192.46	194.46	2.00	GRN	1.97	99	M389991	12-050	Core		☐	☐	☐
194.46	196.46	2.00	GRN	1.82	91	M389992	12-050	Core		☐	☐	☐
196.46	198.25	1.79	GRN	1.76	98	M389993	12-050	Core		☐	☐	☐
198.25	200.25	2.00	GRN	2.00	100	M389994	12-051	Core		☐	☐	☐
200.25	200.93	0.68	GRN, VEN	0.67	99	M389995	12-051	Core		☐	☐	☐
200.93	202.93	2.00	GRN, VEN	2.00	100	M389996	12-051	Core		☐	☐	☐
200.93	202.93	2.00	GRN, VEN	2.00	100	M389997	12-051	Core		☐	☑	☐
202.93	205.93	3.00	GRN	3.00	100	M389999	12-051	Core		☐	☐	☐
202.93	205.93	3.00	GRN	3.00	100	M390000	12-051	Core		☐	☐	☑
205.93	208.25	2.32	GRN	2.23	96	K979449	12-051	Core		☐	☐	☐

From (m)	To (m)	Interval (m)	Recovery (m)	Recovery %	RQD	RQD %	Reactivity	Hardness	Weathering	Comments
0.00	2.75	2.75	0	0	0.00	0	--	--	--	Casing, no recovery.
2.75	3.05	0.30	0.3	100	0.00	0	0R	3H	2W	
3.05	5.18	2.13	1.2	56	0.21	10	0R	3H	2W	
5.18	8.23	3.05	2.6	85	0.90	30	0R	3H	2W	
8.23	11.28	3.05	2.64	87	1.40	46	0R	4H	2W	
11.28	14.33	3.05	2.7	89	0.97	32	0R	4H	3W	
14.33	17.37	3.04	3.04	100	0.48	16	0R	3H	3W	
17.37	20.42	3.05	2.85	93	0.26	9	0R	3H	2W	
20.42	23.47	3.05	2.8	92	0.85	28	0R	3H	2W	
23.47	26.52	3.05	3.02	99	1.54	50	0R	3H	3W	
26.52	29.57	3.05	3.05	100	1.50	49	0R	3H	2W	
29.57	32.61	3.04	2.8	92	0.85	28	0R	2H	3W	
32.61	35.66	3.05	3.05	100	1.80	59	0R	3H	3W	
35.66	38.71	3.05	2.9	95	1.63	53	0R	3H	2W	
38.71	41.76	3.05	3.03	99	1.73	57	0R	3H	2W	
41.76	44.81	3.05	3.02	99	1.25	41	0R	3H	2W	
44.81	47.85	3.04	3.04	100	1.76	58	0R	3H	2W	
47.85	50.90	3.05	3.05	100	1.52	50	0R	3H	2W	
50.90	53.95	3.05	3	98	1.31	43	0R	3H	2W	
53.95	57.00	3.05	3.05	100	1.55	51	0R	3H	2W	
57.00	60.05	3.05	3	98	1.47	48	0R	3H	2W	
60.05	63.09	3.04	2.46	81	1.62	53	0R	3H	2W	
63.09	66.14	3.05	3.05	100	2.23	73	0R	4H	2W	
66.14	69.19	3.05	2.6	85	1.55	51	0R	3H	2W	
69.19	72.24	3.05	2.7	89	1.50	49	0R	4H	2W	
72.24	75.29	3.05	2.93	96	1.36	45	0R	4H	2W	
75.29	78.33	3.04	2.5	82	1.40	46	0R	4H	2W	
78.33	81.38	3.05	2.85	93	0.57	19	0R	3H	2W	
81.38	84.43	3.05	3.02	99	1.32	43	0R	3H	2W	

From (m)	To (m)	Interval (m)	Recovery (m)	Recovery %	RQD	RQD %	Reactivity	Hardness	Weathering	Comments
84.43	87.48	3.05	3	98	2.55	84	0R	4H	2W	
87.48	90.53	3.05	2.92	96	1.88	62	0R	4H	2W	
90.53	93.57	3.04	3.04	100	2.52	83	0R	3H	2W	
93.57	96.62	3.05	2.95	97	2.07	68	0R	4H	2W	
96.62	99.67	3.05	2.86	94	2.30	75	0R	3H	2W	
99.67	102.72	3.05	3.05	100	2.44	80	0R	4H	2W	
102.72	105.77	3.05	3.05	100	2.03	67	0R	4H	1W	
105.77	108.81	3.04	3.03	100	2.14	70	0R	4H	2W	
108.81	111.86	3.05	3.05	100	2.14	70	0R	4H	2W	
111.86	114.91	3.05	3	98	1.83	60	0R	4H	2W	
114.91	117.96	3.05	2.86	94	2.28	75	0R	4H	1W	
117.96	121.01	3.05	2.9	95	1.48	49	0R	3H	1W	
121.01	124.05	3.04	3	99	2.28	75	0R	3H	1W	
124.05	127.10	3.05	3.05	100	2.26	74	0R	3H	1W	
127.10	130.15	3.05	3.05	100	2.52	83	0R	3H	1W	
130.15	133.20	3.05	2.93	96	1.43	47	0R	3H	3W	
133.20	136.25	3.05	3.01	99	0.82	27	0R	3H	4W	
136.25	139.29	3.04	3.04	100	1.96	64	0R	3H	2W	
139.29	142.34	3.05	2.97	97	2.05	67	0R	3H	2W	
142.34	145.39	3.05	2.94	96	2.05	67	0R	3H	2W	
145.39	148.44	3.05	2.98	98	2.73	90	0R	4H	2W	
148.44	151.49	3.05	3.04	100	2.35	77	0R	3H	2W	
151.49	154.53	3.04	3.04	100	2.51	83	0R	3H	2W	
154.53	157.58	3.05	3.05	100	2.10	69	0R	3H	3W	
157.58	160.63	3.05	3.01	99	2.58	85	0R	3H	2W	
160.63	163.68	3.05	3.05	100	2.66	87	0R	3H	1W	
163.68	166.73	3.05	3.02	99	2.21	72	0R	3H	1W	
166.73	169.77	3.04	3.04	100	2.77	91	0R	3H	1W	
169.77	172.82	3.05	2.91	95	2.28	75	0R	3H	2W	
172.82	175.87	3.05	3.05	100	2.73	90	0R	4H	1W	
175.87	178.92	3.05	3.05	100	3.05	100	0R	3H	1W	

From (m)	To (m)	Interval (m)	Recovery (m)	Recovery %	RQD	RQD %	Reactivity	Hardness	Weathering	Comments
178.92	181.97	3.05	2.99	98	2.76	90	0R	3H	1W	
181.97	185.01	3.04	3.01	99	3.00	99	0R	3H	1W	
185.01	188.06	3.05	3.05	100	1.93	63	0R	3H	1W	
188.06	191.11	3.05	3.05	100	2.54	83	0R	3H	1W	
191.11	194.16	3.05	3.05	100	2.52	83	0R	3H	1W	
194.16	197.21	3.05	2.85	93	2.71	89	0R	3H	1W	
197.21	200.25	3.04	3.04	100	2.19	72	0R	3H	1W	
200.25	203.30	3.05	3.05	100	2.49	82	0R	3H	1W	
203.30	206.35	3.05	2.98	98	1.36	45	0R	3H	2W	
206.35	208.25	1.90	1.9	100	1.09	57	0R	4H	2W	

Depth (m)	Magnetic Susceptibility	Rock Type	Comments
4	0.059	GRN	
5	0.77	GRN	
6	0.053	GRN	
7	0.119	GRN	
8	0.154	GRN	
9	0.112	GRN	
10	0.033	GRN	
11	0.033	VEN	
12	0.102	VEN	
13	0.029	VEN	
14	0.021	GRN	
15	0.031	GRN	
16	0	GRN	broken
17	0	GRN	broken
18	0.05	GRN	
19	0.164	GRN	
20	0	GRN	broken
21	0.027	GRN	
22	0.026	GRN	
23	0.601	GRN	
24	0.169	GRN	
25	0.132	GRN	
26	0.181	GRN	
27	0.026	GRN	
28	0.031	GRN	
29	0.027	GRN	
30	0.104	GRN	
31	0.076	GRN	
32	0.131	GRN	

Depth (m)	Magnetic Susceptibility	Unit	Comments
33	0.205	GRN	
34	0.117	GRN	
35	0.164	GRN	
36	0.138	GRN	
37	0.028	GRN	
38	0.04	GRN	
39	0.047	GRN	
40	0.021	GRN	
41	0.022	GRN	
42	0.047	GRN	
43	0.117	GRN	
44	0.024	GRN	
45	0.137	GRN	
46	0.126	GRN	
47	0.188	GRN	
48	0.159	GRN	
49	0.051	GRN	
50	0.033	GRN	
51	0.05	VEN	
52	0.109	GRN	
53	0.018	GRN	
54	0	GRN	broken
55	0.139	GRN	
56	0.234	GRN	
57	0.043	GRN	
58	0.141	GRN	
59	0.061	GRN	
60	0.127	GRN	
61	0.176	GRN	

Depth (m)	Magnetic Susceptibility	Rock Type	Comments
62	0.123	GRN	
63	0.198	GRN	
64	0.191	GRN	
65	0.179	GRN	
66	0	GRN	broken
67	0.028	GRN	
68	0.174	GRN	
69	0.317	GRN	
70	0.176	GRN	
71	0.14	GRN	
72	0.22	GRN	
73	0.173	GRN	
74	0.168	GRN	
75	0.039	GRN	
76	0.049	GRN	
77	0.191	GRN	
78	0.199	GRN	
79	0.261	GRN	
80	0.185	GRN	
81	0.207	GRN	
82	0	GRN	broken
83	0.068	FLR	
84	0.082	GRN	
85	0.04	GRN	
86	0.054	GRN	
87	0.024	GRN	
88	0.045	GRN	
89	0.087	GRN	
90	0.076	GRN	
91	0.092	GRN	
92	0.042	GRN	

Depth (m)	Magnetic Susceptibility	Unit	Comments
93	0.08	GRN	
94	0.063	GRN	
95	0.08	GRN	
96	0.067	BXA	
97	0.206	BXA	
98	0.192	GRN	
99	0.213	GRN	
100	0.008	QFP	
101	0.075	QFP	
102	0.122	QFP	
103	0.196	QFP	
104	0.245	QFP	
105	0.147	QFP	
106	0.083	QFP	
107	0.141	QFP	
108	0.154	QFP	
109	0.432	QFP	
110	0.047	QFP	
111	0.031	QFP	
112	0.023	QFP	
113	0.148	GRN	
114	0.128	GRN	
115	0.173	GRN	
116	0.043	GRN	
117	0.15	GRN	
118	0.123	GRN	
119	0.279	GRN	
120	0.178	GRN	
121	0.077	GRN	
122	0.224	GRN	
123	0.099	GRN	

Depth (m)	Magnetic Susceptibility	Rock Type	Comments
124	0.117	GRN	
125	0.025	GRN	
126	0.186	GRN	
127	0.083	GRN	
128	0.384	GRN	
129	0.143	GRN	
130	0.086	GRN	
131	0.159	GRN	
132	0.201	GRN	
133	0.129	GRN	
134	0.114	GRN	
135	0	GRN	broken
136	0.056	GRN	
137	0.025	GRN	
138	0.031	GRN	
139	0.061	GRN	
140	0.039	GRN	
141	0.046	GRN	
142	0.105	GRN	
143	0.839	GRN	
144	0.361	GRN	
145	0.145	GRN	
146	0.179	GRN	
147	0.21	GRN	
148	0.26	GRN	
149	0.19	GRN	
150	0.037	GRN	
151	0.044	GRN	
152	0.142	GRN	
153	0.202	GRN	
154	0.313	GRN	

Depth (m)	Magnetic Susceptibility	Unit	Comments
155	0.149	GRN	
156	0.049	GRN	
157	0.208	GRN	
158	0.131	GRN	
159	0.287	GRN	
160	0.236	GRN	
161	0.093	GRN	
162	0.095	GRN	
163	0.114	GRN	
164	0.188	GRN	
165	0.033	GRN	
166	0.104	GRN	
167	0.147	GRN	
168	0.26	GRN	
169	0.045	GRN	
170	0.624	GRN	
171	0.11	GRN	
172	0.17	GRN	
173	0.036	VEN	
174	0.027	GRN	
175	0.024	GRN	
176	0.038	GRN	
177	0.093	GRN	
178	0.392	GRN	
179	0.227	GRN	
180	0.058	GRN	
181	0.048	GRN	
182	0.039	GRN	
183	0.215	GRN	
184	0.148	GRN	
185	0.108	GRN	

Depth (m)	Magnetic Susceptibility	Rock Type	Comments
186	0.135	GRN	
187	0.127	GRN	
188	0.141	GRN	
189	0.119	GRN	
190	0.123	GRN	
191	0.194	GRN	
192	0.065	GRN	
193	0.081	GRN	
194	0.048	GRN	
195	0.078	GRN	
196	0.042	GRN	
197	0.032	GRN	
198	0.062	GRN	
199	0.082	GRN	
200	0.152	GRN	
201	0.078	GRN	
202	0.061	GRN	
203	0.091	GRN	
204	0.056	GRN	
205	0.084	GRN	
206	0.053	GRN	
207	0.105	GRN	
208	0.092	GRN	

Depth (m)	Magnetic Susceptibility	Unit	Comments

Hole Name	From (m)	Length (m)	Core Size	Rock Type	Weight in Air (g)	Weight in Water (g)	Density (g/cm3)	Specific Gravity	Comments
RBY-12-001									
	10.07	11.5	BTW	GRN	400.7	243.5	2.5	2.6	Light tan, moderatley phillic altered granite.0111
	35.05	14.5	BTW	GRN	525.6	323	2.6	2.6	Medium grey, fresh granite.
	62.25	15	BTW	GRN	541.8	332	2.6	2.6	Medium grey, fresh granite.
	93.1	14.5	BTW	GRN	528.7	327	2.7	2.6	Dull green, coarse grained, lightly phillic altered porphyry with phaneritic groundmass
	108	15	BTW	QFP	522.6	320.2	2.5	2.6	Dull green porphyry w/ < 3mm wide, blebby pervasive kaolinte replacement throughout within fine grained, siliceous green groundmass.
	124.7	15.1	BTW	GRN	547.7	339	2.6	2.6	Dull green, lightly phyllic altd. Granite with 2 <1mm quartz veinlets cutting at 45 TCA.
	159.25	14.9	BTW	GRN	521	319	2.6	2.6	Advanced argillic/ moderatley phyllic altered (devoid of biotite) dull tan granite with 4 <2mm thick quartz veinlets comprised of 70% fine grained pyrite, also dissminated pyrite/ dark sulphides comprise ~5% of core.
	173.1	14.9	BTW	VEN	511	319.4	2.5	2.7	Milky white, fine grained crystalline quartz. Very thin, <0.1mm thick dark fractures.

Hole Name	From (m)	Length (m)	Core Size	Rock Type	Weight in Air (g)	Weight in Water (g)	Density (g/cm3)	Specific Gravity	Comments
	193	14.7	BTW	GRN	516.5	326	2.6	2.7	Advanced argillic/ mod. Phyllic altd. , light tan granite with <5mm thick quartz veinlets with ~40% sulphide infill, predominantly pyrite.

Keg - Silver Range

Archer, Cathro & Associates (1981) Limited

Grid East	Grid North	Easting	Northing	Elevation	Depth (m)
		599724	6912611	1857	218.54

ZONE: SNAP

SECTION:

HOLE: SNP-12-004

CLAIM: YD118171

Contractor: Beaudoin

Drill: 2

Core Size: BTW

Casing Depth: 3.12m, Out

Drilling Dates: Jul 28 - Aug 03, 2012

Geology Logged By: H. Friday

SURVEY			
Depth (m)	Azimuth	Dip	Method
0	90	-45	Compass
200	90	-45	Compass

TARGET:

SUMMARY			
From (m)	To (m)	Interval (m)	Rock Type
0	3.12	3.12	CAS
3.12	58.86	55.74	GRN
58.86	59.27	0.41	VEN
59.27	60.27	1	GRN
60.27	65.8	5.53	VEN
65.8	86.02	20.22	GRN
86.02	87.55	1.53	VEN
87.55	109.74	22.19	GRN
109.74	110.51	0.77	VEN
110.51	117.45	6.94	GRN
117.45	117.81	0.36	BXA
117.81	119.74	1.93	GRN
119.74	120.08	0.34	VEN
120.08	218.54	98.46	GRN

SAMPLES	
Numbers:	K979215 to K979342, K979344 to K979346, K979348 to K979390
Total:	175
Batch:	026, 027, 028, 029, 030
Certificates:	WH12186477, WH12186478, WH12189032, WH12189033, WH12189034

COMMENTS
Hole stopped at 218.54 due to technical problems.

Box Log

SNP-12-004

Silver Range
SNAP Zone

Archer,Cathro & Associates (1981) Limited

Box Number	From (m)	To (m)
1	3.12	8.03
2	8.03	12.53
3	12.53	17.79
4	17.79	23.12
5	23.12	27.45
6	27.45	32.73
7	32.73	38.36
8	38.36	43.89
9	43.89	49.26
10	49.26	55.15
11	55.15	60.08
12	60.08	65.41
13	65.41	70.77
14	70.77	76.15
15	76.15	81.47
16	81.47	87.08
17	87.08	92.56
18	92.56	98.22
19	98.22	103.69
20	103.69	109.28
21	109.28	114.5
22	114.5	119.34
23	119.34	124.9
24	124.9	130.46
25	130.46	135.98
26	135.98	141.46
27	141.46	147
28	147	152.49
29	152.49	158.14
30	158.14	163.67
31	163.67	169.35
32	169.35	174.76
33	174.76	180.45
34	180.45	185.95
35	185.95	191.67
36	191.67	197.2
37	197.2	202.3
38	202.3	207.74
39	207.74	213.17
40	213.17	218.54

Box Number	From (m)	To (m)

From (m)	To (m)	Interval (m)	Rock Type	Grain Size	Description	Shade	Colour	Texture	Alteration	Intensity	Mineral	Conc.
0.00	3.12	3.12	CAS	--	Casing.							
						--	--	---	---	--	--	0
3.12	12.35	9.23	GRN	MG	Light to medium grey to brown phaneritic granite with localized weak argillic alteration. Oxidation seen on fracture surfaces throughout and locally pervasive altering whole core. Segments of moderate argillic alteration where core is grit to rubble. 1-3cm thick pegmetite veins seen throughout.							
						MD	BN		ARG	2I		
						LT	GY	PH	OXI	1I	--	0
12.35	15.01	2.66	GRN	MG	Light tan to grey moderately argillic altered granite. Oxidation pervasive throughout, and more pervasive on fracture surfaces. Majority of interval rubble to grit.							
						LT	TN	PH	OXI	2I	--	0
						--	GY	RB	ARG	3I		
15.01	20.70	5.69	GRN	MG	Medium grey to brown phaneritic granite with weak local argillic alteration. Oxidation seen on majority of fracture surfaces and locally altering whole core, and manganese oxide seen on select fracture surfaces. 1-6cm thick pegmetite veins seen throughout.							
						MD	GY	PH	MNO	1I	--	0
						--	BN		OXI	2I		
									ARG	1I		
20.70	23.40	2.70	GRN	MG	Medium grey phaneritic granite. Localized oxidation throughout and manganese oxide seen on all fracture surfaces and as stringers throughout. Manganese oxide also envelopes select fracture surfaces 4mm on either side.							
						MD	GY	PH	MNO	2I	--	0
									OXI	2I		
23.40	29.98	6.58	GRN	MG	Light tan to grey moderately to strongly argillic altered granite. Oxidation locally altering whole core and seen on all fracture surfaces. Large segments (up to 1.5m) of rubble to grit. A few 5mm - 2cm thick quartz veins throughout with blebby sulphides - unknown sulfosalt - cant tell type, grey/silvery and blebby.							

From (m)	To (m)	Interval (m)	Rock Type	Grain Size	Description	Shade	Colour	Texture	Alteration	Intensity	Mineral	Conc.
						LT	TN	PH	ARG	3I	Un	0.01
						--	GY	RB	OXI	2I		
29.98	41.48	11.50	GRN	MG	Light tan to green to brown phaneritic granite. Moderate to strong argillic and phyllic alteration throughout. Oxidation pervasive and locally altering whole core. Small 15cm segments of rubble to grit. Small 2-8mm thick quartz veinlets throughout locally generating minor stockwork texture.							
						LT	TN	PH	OXI	2I	--	0
						--	BN	RB	ARG	3I		
						--	GN		PHC	3I		
41.48	57.23	15.75	GRN	MG	Light to medium tan-green to grey phaneritic granite with localized moderate to strong argillic and phyllic alteration. Oxidation localized throughout and altering whole core, and seen on majority of fracture surfaces. Segments of rubble to grit throughout up to 2m. Pegmatite veins 2-10cm. 1-2cm quartz veins throughout with no visible sulphides.							
						MD	GY	RB	PHC	3I		
						LT	TN	PH	ARG	3I	--	0
						--	GN		OXI	2I		
57.23	58.86	1.63	GRN	MG	Light tan to green phaneritic granite with pervasive moderate argillic and phyllic alteration. Oxidation seen on fracture surfaces and locally altering whole core. 1mm - 1cm thick quartz veinlets/veins throughout generating stockwork texture locally.							
						LT	TN	PH	ARG	2I	--	0
						--	GN		PHC	2I		
									OXI	1I		
58.86	59.27	0.41	VEN	CG	medium to light grey to tan brecciated quartz vein with blebs of pyrite and sphalerite throughout. Locally vuggy with oxidation on vug surfaces.							
						MD	GY		SIL	5I	Py	0.1
						LT	TN	BX	OXI	1I	Sp	0.01
59.27	60.27	1.00	GRN	MG	Light grey to tan phaneritic granite with moderate argillic and phyllic alteration and moderate silicification throughout. Core locally vuggy in more intensely silicified areas. Trace blebby pyrite seen in quartz veins throughout.							

From (m)	To (m)	Interval (m)	Rock Type	Grain Size	Description	Shade	Colour	Texture	Alteration	Intensity	Mineral	Conc.
						LT	GY	PH	SIL	3I	Py	0.01
						--	TN		ARG	2I		
									PHC	2I		
60.27	65.80	5.53	VEN	CG	Light to medium grey siliceous breccia-quartz vein with small 30cm segments of granite throughout. Quartz vein is locally oxidized around vuggs and seamlets throughout. Blebby pyrite and sphalerite seen. Small segments of granite are moderately phyllic and argillic altered with moderate to strong oxidation. Interval competent to rubble.							
						MD	BN	RB	ARG	2I	Sp	0.1
						LT	GY	BX	SIL	5I	Py	0.1
									PHC	2I		
									OXI	3I		
65.80	69.32	3.52	GRN	MG	Light green to brown phyllic altered granite. Stockwork quartz veinlets and veins throughout - with no visible sulphides. Pervasive oxidation seen in areas with no quartz veins/veinlets, altering whole core locally. Oxidation also seen on all fracture surfaces.							
						LT	GN	PH	SIL	2I	--	0
						--	BN		PHC	3I		
									OXI	3I		
69.32	70.18	0.86	GRN	MG	Light green to grey moderately phyllic altered and strongly silicified granite. 5mm - 2cm thick quartz veins throughout with disseminated arsenopyrite and pyrite and potentially light green scoderite (?) seen in seamlets around the quartz veins. Silicification appears to be halos around the veins.							
						LT	GN	PH	SIL	4I	Py	0.01
						--	GY		PHC	2I	As	0.1
70.18	70.77	0.59	GRN	MG	Same as 65.80 - 69.32 m							
						LT	GY	PH	SIL	2I	--	0
						--	BN		PHC	3I		
									OXI	3I		
70.77	72.85	2.08	GRN	MG	Light grey to medium brown phaneritic granite. Localized quartz-pyrite veins throughout with silicification halos. Segments with veining have no oxidation and are moderately phyllic altered. Segments without veins are pervasively oxidized.							

From (m)	To (m)	Interval (m)	Rock Type	Grain Size	Description	Shade	Colour	Texture	Alteration	Intensity	Mineral	Conc.
						MD	BN		OXI	3I		
						LT	GY	PH	SIL	2I	Py	0.01
									PHC	2I		
72.85	73.85	1.00	GRN	MG	Light grey to green phaneritic granite with quartz sulphide veins 5mm - 4cm thick throughout. Silicification seen around veins - approx 5mm. Oxidation seen locally on fracture surfaces and altering select veinlets (formerly carbonate?). Pyrite blebs also seen disseminated locally throughout the granite.							
						LT	GY	PH	SIL	3I	Gn	0.01
						--	GN		PHC	2I	Sp	0.1
									OXI	2I	As	0.01
											Py	1
73.85	74.59	0.74	GRN	MG	Medium brown strongly oxidized moderately phyllic altered granite.							
						MD	BN	PH	OXI	3I	--	0
									PHC	2I		
74.59	77.00	2.41	GRN	MG	Light to medium grey-green phaneritic granite. 5mm - 4cm thick quartz-sulphide veins throughout at random orientations generating mild breccia. Sulphides are blebby and throughout vein - pyrite and sphalerite. Silicification halos seen locally around the veins. Additional 2cm vuggy quartz veins throughout with no sulphide mineralization, and oxidation seen throughout. Oxidation seen throughout interval locally.							
						MD	GN	PH	PHC	2I	Sp	0.01
						LT	GY	BX	OXI	2I	Py	0.01
									SIL	2I		
77.00	79.22	2.22	GRN	MG	Same as 73.85 - 74.59m with a few small 2-3mm quartz veinlets throughout hosting blebby pyrite.							
						MD	BN	PH	OXI	3I	Py	0.01
									PHC	2I		

From (m)	To (m)	Interval (m)	Rock Type	Grain Size	Description	Shade	Colour	Texture	Alteration	Intensity	Mineral	Conc.
79.22	80.24	1.02	GRN	MG	Light to medium grey to green phaneritic granite with moderate phyllic alteration throughout. Quartz-sulphide veins throughout 5mm - 2cm thick hosting pyrite, sphalerite and arsenopyrite mineralization. Silicification halos surrounding these veins. Weak arsenic oxide seen on fracture surfaces proximal to arsenopyrite mineralization. Oxidation also seen on select fracture surfaces.							
						MD	--		OXI	2I	Sp	0.01
						LT	GY	PH	PHC	2I	Py	0.1
									SIL	2I	As	0.1
									ASO	1I		
80.24	86.02	5.78	GRN	MG	Light grey to medium brown phyllic altered granite with localized moderate oxidation throughout. Quartz veins hosting pyrite mineralization. Alteration less pervasive around quartz veins. Few quartz stringers throughout with mild silicification seen around them. Oxidation stringers also seen throughout.							
						MD	BN		PHC	2I		
						LT	GY	PH	OXI	3I	Py	0.01
									SIL	1I		
86.02	87.55	1.53	GRN	CG	Medium grey-green to brown brecciated quartz veins with small 20cm segments of silicified oxidized granite. Blebs of pyrite and sphalerite seen throughout. Select clasts in breccia oxidized and oxidation seen on majority of fracture surfaces. Locally vuggy.							
						MD	GY	BX	OXI	3I	Py	1
						--	BN	PH	SIL	5I	Sp	0.1
						--	GN					
87.55	92.18	4.63	GRN	MG	Light grey to mid brown phaneritic granite with localized moderate phyllic alteration, weak argillic alteration and moderate oxidation. Quartz-sulphide veins throughout 3mm - 4cm thick hosting galena, sphalerite and pyrite mineralization. Silicification halos seen around these, and no oxidation and very weak phyllic alteration. Majority of all alteration in segments with no veins throughout. Pink carbonate veins throughout - up to 30cm thick, often with angular granite clasts throughout.							
						MD	BN		PHC	2I	Sp	1

From (m)	To (m)	Interval (m)	Rock Type	Grain Size	Description	Shade	Colour	Texture	Alteration	Intensity	Mineral	Conc.
						LT	GY	PH	OXI	3I	Gn	0.01
									SIL	2I	Py	2
									ARG	1I		
92.18	109.74	17.56	GRN	MG	Light grey-tan to brown phaneritic granite with localized phyllic and argillic alteration. Pervasive oxidation seen throughout interval. 1-2cm quartz veins with sphalerite and pyrite seen throughout surrounded by non-oxidized silicified halos. Quartz veins locally vuggy. 10-20cm peach carbonate veins also seen, often with granite clasts throughout.							
						LT	GY	PH	PHC	2I	Sp	0.01
						--	TN		OXI	3I	Py	0.01
						--	BN		SIL	1I		
									ARG	1I		
109.74	110.51	0.77	VEN	MG	Light grey to tan brecciated quartz vein. Pyrite and sphalerite seen throughout. Oxidation stringers throughout vein and seen on select fracture surfaces. Vein locally vuggy.							
						LT	GY	BX	OXI	2I	Py	0.01
						--	TN		SIL	5I	Sp	0.01
110.51	117.45	6.94	GRN	MG	light tan to grey phaneritic granite with pervasive moderate argillic alteration and localized moderate phyllic alteration. Oxidation seen pervasive throughout. Segments of interval rubble - upto 1m. Small 2-5mm thick quartz veinlets hosting trace pyrite and sphalerite mineralization. Small 2-4mm peach carbonate veinlets also seen throughout.							
						LT	TN	PH	OXI	2I	Py	0.01
						--	GY	RB	ARG	3I	Sp	0.01
									PHC	2I		
117.45	117.81	0.36	BXA	CG	Medium grey to tan breccia with quartz and peach carbonate infill. Galena, sphalerite, pyrite, arsenopyrite and chalcopyrite seen semi-massive throughout the matrix. Clasts in breccia are silicified phyllic granite, and edges of clasts are not well defined into matrix.							
						MD	GY	BX	OXI	1I	Gn	5
						--	TN		PHC	2I	Sp	5
									SIL	2I	Py	10
											Cp	0.01
											As	0.05

From (m)	To (m)	Interval (m)	Rock Type	Grain Size	Description	Shade	Colour	Texture	Alteration	Intensity	Mineral	Conc.
117.81	119.74	1.93	GRN	MG	Light tan to grey locally argillic and phyllic granite. Quartz veinlets and veins throughout 1mm - 1cm thick. Select veins/veinlets hosting sulphide mineralization - galena, pyrite and sphalerite. Weak silicification halos seen around select quartz veins. A few oxidized stringers seen throughout.							
						LT	TN	PH	SIL	2I	Gn	0.1
						--	GY		PHC	2I	Py	0.1
									ARG	1I	Sp	0.01
									OXI	1I		
119.74	120.08	0.34	VEN	CG	semi-massive sulphide-quartz vein with a few granite clasts throughout. Sulphides seen are sphalerite, galena and pyrite. Quartz ranges from light tan to grey and showcases multiple infill stages. Granite clasts throughout weakly argillic. A few small oxidized stringers seen throughout.							
						DK	GY	SM	OXI	1I	Sp	5
						--	BN		ARG	1I	Gn	5
											Py	10
120.08	165.20	45.12	GRN	MG	light tan to green-grey phaneritic to porphyritic granite with localized moderate to strong phyllic and argillic alteration. Porphyritic texture local throughout and generated from 5mm - 1.5cm feldspar phenocrysts - often rectangular. Phyllic alteration more pervasive surrounding veins. Silicification halos also seen around larger veins/veinlet series. Quartz-carbonate-sulphide veins and veinlets seen throughout hosting pyrite, sphalerite, arsenopyrite and galena. Oxidation seen locally - often more pervasive in argillic altered zones. No unaltered granite in this interval.							
						LT	TN	PH	ARG	3I	Py	0.05
						--	GY	PO	PHC	3I	Sp	0.05
						--	GN		OXI	2I	As	0.01
									SIL	1I	Gn	0.01

From (m)	To (m)	Interval (m)	Rock Type	Grain Size	Description	Shade	Colour	Texture	Alteration	Intensity	Mineral	Conc.
165.20	198.00	32.80	GRN	MG	Light grey-green to tan locally strongly phyllic and argillic altered phaneritic granite. No fresh granite through interval, and small 10cm segments of strongly argillic granite that are rubble to grit. Quartz-carbonate veins and veinlets seen throughout hosting sulphide mineralization - pyrite, sphalerite, arsenopyrite and galena. Locally veinlets generating stockwork texture. Weak oxidation locally throughout - typically in more intensely argillic altered zones.							
						LT	GY	PH	PHC	3I	Py	0.05
						--	TN		OXI	1I	Gn	0.01
						--	GN		ARG	3I	Sp	0.01
									SIL	1I	As	0.01
198.00	199.50	1.50	GRN	MG	Light tan to strongly argillic altered granite. Interval rubble to grit. Weakly to moderately oxidized.							
						LT	TN	RB	ARG	3I	--	0
									PHC	1I		
									OXI	2I		
199.50	202.54	3.04	GRN	MG	Light grey to tan strongly argillic and weakly phyllic altered granite. Weak oxidation throughout. Quartz-carbonate stringers throughout hosting sulphide mineralization - pyrite, arsenopyrite and sphalerite. Muscovite-rich bands seen throughout.							
						LT	GY	PH	ARG	3I	Py	0.01
						--	TN		PHC	1I	As	0.01
									OXI	2I	Sp	0.01
202.54	218.54	16.00	GRN	MG	light tan to green-grey moderately to strongly argillic and phyllic altered granite - localized alteration, with no fresh granite. Stockwork quartz-sulphide veinlets locally throughout in addition to quartz-carbonate-sulphide veins hosting sphalerite, arsenopyrite, pyrite and galena. These veins locally vuggy. Local silicification around veinlets/veins. Pyrite blebs seen throughout granite - overprinting select grains. Weak oxidation locally throughout.							
						LT	TN	PH	ARG	3I	Sp	0.01
						--	GY		OXI	2I	Py	1
						--	GN		PHC	2I	As	0.01
									SIL	1I	Gn	0.01

From (m)	To (m)	Interval (m)	Rock Type	Recovery (m)	Recovery %	Sample Number	BatchName	Batch Class	Standard	Blank	1/4 Dup	Coarse Dup
0.00	0.00	0.00	-QC-	0.00	0	K979292	12-028	Core	ME8	☐	☐	☐
0.00	0.00	0.00	-QC-	0.00	0	K979387	12-030	Core	ME8	☐	☐	☐
0.00	0.00	0.00	-QC-	0.00	0	K979381	12-030	Core		☑	☐	☐
0.00	0.00	0.00	-QC-	0.00	0	K979362	12-030	Core		☑	☐	☐
0.00	0.00	0.00	-QC-	0.00	0	K979358	12-030	Core	ME8	☐	☐	☐
0.00	0.00	0.00	-QC-	0.00	0	K979341	12-029	Core	ME8	☐	☐	☐
0.00	0.00	0.00	-QC-	0.00	0	K979336	12-029	Core		☑	☐	☐
0.00	0.00	0.00	-QC-	0.00	0	K979327	12-029	Core		☑	☐	☐
0.00	0.00	0.00	-QC-	0.00	0	K979322	12-029	Core	ME8	☐	☐	☐
0.00	0.00	0.00	-QC-	0.00	0	K979218	12-026	Core		☑	☐	☐
0.00	0.00	0.00	-QC-	0.00	0	K979303	12-028	Core		☑	☐	☐
0.00	0.00	0.00	-QC-	0.00	0	K979284	12-028	Core		☑	☐	☐
0.00	0.00	0.00	-QC-	0.00	0	K979272	12-027	Core		☑	☐	☐
0.00	0.00	0.00	-QC-	0.00	0	K979267	12-027	Core	ME8	☐	☐	☐
0.00	0.00	0.00	-QC-	0.00	0	K979254	12-027	Core		☑	☐	☐
0.00	0.00	0.00	-QC-	0.00	0	K979251	12-027	Core	ME8	☐	☐	☐
0.00	0.00	0.00	-QC-	0.00	0	K979241	12-026	Core		☑	☐	☐
0.00	0.00	0.00	-QC-	0.00	0	K979233	12-026	Core	ME8	☐	☐	☐
0.00	0.00	0.00	-QC-	0.00	0	K979221	12-026	Core	ME8	☐	☐	☐
0.00	0.00	0.00	-QC-	0.00	0	K979309	12-028	Core	ME8	☐	☐	☐
12.60	15.00	2.40	GRN	2.30	96	K979215	12-026	Core		☐	☐	☐
15.00	18.00	3.00	GRN	3.00	100	K979216	12-026	Core		☐	☐	☐
18.00	20.70	2.70	GRN	2.70	100	K979217	12-026	Core		☐	☐	☐
20.70	23.40	2.70	GRN	2.70	100	K979219	12-026	Core		☐	☐	☐
23.40	25.00	1.60	GRN	1.47	92	K979220	12-026	Core		☐	☐	☐
25.00	28.00	3.00	GRN	2.90	97	K979222	12-026	Core		☐	☐	☐
28.00	31.00	3.00	GRN	3.00	100	K979223	12-026	Core		☐	☐	☐

From (m)	To (m)	Interval (m)	Rock Type	Recovery (m)	Recovery %	Sample Number	BatchName	Batch Class	Standard	Blank	1/4 Dup	Coarse Dup
31.00	34.00	3.00	GRN	3.00	100	K979224	12-026	Core		☐	☐	☐
34.00	37.00	3.00	GRN	2.87	96	K979225	12-026	Core		☐	☐	☐
34.00	37.00	3.00	GRN	2.87	96	K979226	12-026	Core		☐	☑	☐
37.00	40.00	3.00	GRN	2.90	97	K979227	12-026	Core		☐	☐	☐
40.00	43.00	3.00	GRN	2.60	87	K979228	12-026	Core		☐	☐	☐
43.00	45.00	2.00	GRN	2.00	100	K979229	12-026	Core		☐	☐	☐
45.00	48.00	3.00	GRN	2.90	97	K979230	12-026	Core		☐	☐	☐
48.00	51.00	3.00	GRN	3.00	100	K979231	12-026	Core		☐	☐	☐
51.00	54.00	3.00	GRN	2.65	88	K979232	12-026	Core		☐	☐	☐
54.00	56.00	2.00	GRN	2.00	100	K979234	12-026	Core		☐	☐	☐
56.00	57.20	1.20	GRN	1.20	100	K979235	12-026	Core		☐	☐	☐
57.20	58.90	1.70	GRN	1.63	96	K979236	12-026	Core		☐	☐	☐
58.90	59.40	0.50	VEN	0.50	100	K979237	12-026	Core		☐	☐	☐
58.90	59.40	0.50	VEN	0.50	100	K979238	12-026	Core		☐	☐	☑
59.40	60.80	1.40	GRN	1.35	96	K979239	12-026	Core		☐	☐	☐
60.80	62.00	1.20	VEN	1.16	97	K979240	12-026	Core		☐	☐	☐
62.00	63.00	1.00	VEN	1.00	100	K979242	12-026	Core		☐	☐	☐
63.00	64.00	1.00	VEN	1.00	100	K979243	12-026	Core		☐	☐	☐
64.00	65.00	1.00	VEN	0.85	85	K979244	12-026	Core		☐	☐	☐
65.00	65.80	0.80	VEN	0.70	88	K979245	12-027	Core		☐	☐	☐
65.80	68.00	2.20	VEN, GRN	2.20	100	K979246	12-027	Core		☐	☐	☐
68.00	69.00	1.00	GRN	1.00	100	K979247	12-027	Core		☐	☐	☐
69.00	70.20	1.20	GRN	1.19	99	K979248	12-027	Core		☐	☐	☐
70.20	70.80	0.60	GRN	0.60	100	K979249	12-027	Core		☐	☐	☐
70.80	71.50	0.70	GRN	0.69	99	K979250	12-027	Core		☐	☐	☐
71.50	72.80	1.30	GRN	1.30	100	K979252	12-027	Core		☐	☐	☐
72.80	73.40	0.60	GRN	0.56	93	K979253	12-027	Core		☐	☐	☐
73.40	74.60	1.20	GRN	1.20	100	K979255	12-027	Core		☐	☐	☐

From (m)	To (m)	Interval (m)	Rock Type	Recovery (m)	Recovery %	Sample Number	BatchName	Batch Class	Standard	Blank	1/4 Dup	Coarse Dup
74.60	75.30	0.70	GRN	0.65	93	K979256	12-027	Core		☐	☐	☐
75.30	76.00	0.70	GRN	0.66	94	K979257	12-027	Core		☐	☐	☐
76.00	77.00	1.00	GRN	0.95	95	K979258	12-027	Core		☐	☐	☐
77.00	79.00	2.00	GRN	2.00	100	K979259	12-027	Core		☐	☐	☐
77.00	79.00	2.00	GRN	2.00	100	K979260	12-027	Core		☐	☑	☐
79.00	79.60	0.60	GRN	0.60	100	K979261	12-027	Core		☐	☐	☐
79.60	80.10	0.50	GRN	0.50	100	K979262	12-027	Core		☐	☐	☐
80.10	80.60	0.50	GRN	0.50	100	K979263	12-027	Core		☐	☐	☐
80.60	82.00	1.40	GRN	1.37	98	K979264	12-027	Core		☐	☐	☐
82.00	84.00	2.00	GRN	1.90	95	K979265	12-027	Core		☐	☐	☐
84.00	85.50	1.50	GRN	1.50	100	K979266	12-027	Core		☐	☐	☐
85.50	86.00	0.50	GRN	0.50	100	K979268	12-027	Core		☐	☐	☐
86.00	86.60	0.60	GRN	0.60	100	K979269	12-027	Core		☐	☐	☐
86.60	88.00	1.40	VEN	1.37	98	K979270	12-027	Core		☐	☐	☐
88.00	89.00	1.00	GRN	0.97	97	K979271	12-027	Core		☐	☐	☐
89.00	90.00	1.00	GRN	1.00	100	K979273	12-027	Core		☐	☐	☐
90.00	90.70	0.70	GRN	0.70	100	K979274	12-027	Core		☐	☐	☐
90.70	91.30	0.60	GRN	0.60	100	K979275	12-027	Core		☐	☐	☐
91.30	92.00	0.70	GRN	0.70	100	K979276	12-027	Core		☐	☐	☐
91.30	92.00	0.70	GRN	0.70	100	K979277	12-027	Core		☐	☐	☑
92.00	92.50	0.50	GRN	0.50	100	K979278	12-027	Core		☐	☐	☐
92.50	93.40	0.90	GRN	0.76	84	K979279	12-027	Core		☐	☐	☐
93.40	94.20	0.80	GRN	0.80	100	K979280	12-027	Core		☐	☐	☐
94.20	94.70	0.50	GRN	0.50	100	K979281	12-028	Core		☐	☐	☐
94.70	95.70	1.00	GRN	1.00	100	K979282	12-028	Core		☐	☐	☐
95.70	97.00	1.30	GRN	1.22	94	K979283	12-028	Core		☐	☐	☐
97.00	100.00	3.00	GRN	3.00	100	K979285	12-028	Core		☐	☐	☐
100.00	103.00	3.00	GRN	2.98	99	K979286	12-028	Core		☐	☐	☐
103.00	105.00	2.00	GRN	1.97	99	K979287	12-028	Core		☐	☐	☐

From (m)	To (m)	Interval (m)	Rock Type	Recovery (m)	Recovery %	Sample Number	BatchName	Batch Class	Standard	Blank	1/4 Dup	Coarse Dup
105.00	106.20	1.20	GRN	1.17	98	K979288	12-028	Core		☐	☐	☐
106.20	107.20	1.00	GRN	1.00	100	K979289	12-028	Core		☐	☐	☐
107.20	108.30	1.10	GRN	1.10	100	K979290	12-028	Core		☐	☐	☐
108.30	109.30	1.00	GRN	0.99	99	K979291	12-028	Core		☐	☐	☐
109.30	109.80	0.50	GRN	0.50	100	K979293	12-028	Core		☐	☐	☐
109.80	110.50	0.70	VEN	0.68	97	K979294	12-028	Core		☐	☐	☐
110.50	111.00	0.50	VEN	0.50	100	K979295	12-028	Core		☐	☐	☐
111.00	113.00	2.00	GRN	1.97	99	K979296	12-028	Core		☐	☐	☐
111.00	113.00	2.00	GRN	1.97	99	K979297	12-028	Core		☐	☑	☐
113.00	114.00	1.00	GRN	1.00	100	K979298	12-028	Core		☐	☐	☐
114.00	116.60	2.60	GRN	2.33	90	K979299	12-028	Core		☐	☐	☐
116.60	117.40	0.80	GRN	0.80	100	K979300	12-028	Core		☐	☐	☐
117.40	117.90	0.50	GRN	0.50	100	K979301	12-028	Core		☐	☐	☐
117.90	119.00	1.10	GRN	1.10	100	K979302	12-028	Core		☐	☐	☐
119.00	119.60	0.60	GRN	0.60	100	K979304	12-028	Core		☐	☐	☐
119.60	120.10	0.50	GRN	0.42	84	K979305	12-028	Core		☐	☐	☐
120.10	121.00	0.90	GRN	0.90	100	K979306	12-028	Core		☐	☐	☐
121.00	124.00	3.00	GRN	3.00	100	K979307	12-028	Core		☐	☐	☐
124.00	126.10	2.10	GRN	2.10	100	K979308	12-028	Core		☐	☐	☐
126.10	126.70	0.60	GRN	0.60	100	K979310	12-028	Core		☐	☐	☐
126.70	128.00	1.30	GRN	1.30	100	K979311	12-028	Core		☐	☐	☐
128.00	128.50	0.50	GRN	0.50	100	K979312	12-028	Core		☐	☐	☐
128.00	128.50	0.50	GRN	0.50	100	K979313	12-028	Core		☐	☐	☑
128.50	129.60	1.10	GRN	1.09	99	K979314	12-028	Core		☐	☐	☐
129.60	131.00	1.40	GRN	1.34	96	K979315	12-028	Core		☐	☐	☐
131.00	133.00	2.00	GRN	1.96	98	K979316	12-028	Core		☐	☐	☐
133.00	135.20	2.20	GRN	2.20	100	K979317	12-029	Core		☐	☐	☐
135.20	137.40	2.20	GRN	2.15	98	K979318	12-029	Core		☐	☐	☐
137.40	138.00	0.60	GRN	0.60	100	K979319	12-029	Core		☐	☐	☐

From (m)	To (m)	Interval (m)	Rock Type	Recovery (m)	Recovery %	Sample Number	BatchName	Batch Class	Standard	Blank	1/4 Dup	Coarse Dup
138.00	140.00	2.00	GRN	2.00	100	K979320	12-029	Core		☐	☐	☐
140.00	140.50	0.50	GRN	0.50	100	K979321	12-029	Core		☐	☐	☐
140.50	141.50	1.00	GRN	0.98	98	K979323	12-029	Core		☐	☐	☐
141.50	142.20	0.70	GRN	0.70	100	K979324	12-029	Core		☐	☐	☐
142.20	144.00	1.80	GRN	1.76	98	K979325	12-029	Core		☐	☐	☐
144.00	146.00	2.00	GRN	2.00	100	K979326	12-029	Core		☐	☐	☐
146.00	147.00	1.00	GRN	1.00	100	K979328	12-029	Core		☐	☐	☐
147.00	148.00	1.00	GRN	0.98	98	K979329	12-029	Core		☐	☐	☐
148.00	149.10	1.10	GRN	1.08	98	K979330	12-029	Core		☐	☐	☐
148.00	149.10	1.10	GRN	1.08	98	K979331	12-029	Core		☐	☐	☑
149.10	150.00	0.90	GRN	0.85	94	K979332	12-029	Core		☐	☐	☐
150.00	151.00	1.00	GRN	1.00	100	K979333	12-029	Core		☐	☐	☐
151.00	152.00	1.00	GRN	1.00	100	K979334	12-029	Core		☐	☐	☐
152.00	152.50	0.50	GRN	0.47	94	K979335	12-029	Core		☐	☐	☐
152.50	154.00	1.50	GRN	1.50	100	K979337	12-029	Core		☐	☐	☐
154.00	155.20	1.20	GRN	1.20	100	K979338	12-029	Core		☐	☐	☐
155.20	155.80	0.60	GRN	0.59	98	K979339	12-029	Core		☐	☐	☐
155.80	156.20	0.40	GRN	0.40	100	K979340	12-029	Core		☐	☐	☐
156.20	158.10	1.90	GRN	1.88	99	K979342	12-029	Core		☐	☐	☐
158.10	161.00	2.90	GRN	2.90	100	K979344	12-029	Core		☐	☐	☐
161.00	164.00	3.00	GRN	3.00	100	K979345	12-029	Core		☐	☐	☐
164.00	165.20	1.20	GRN	1.20	100	K979346	12-029	Core		☐	☐	☐
164.00	165.20	1.20	GRN	1.20	100	K979348	12-029	Core		☐	☑	☐
165.20	167.00	1.80	GRN	1.80	100	K979349	12-029	Core		☐	☐	☐
167.00	170.00	3.00	GRN	3.00	100	K979350	12-029	Core		☐	☐	☐
170.00	171.90	1.90	GRN	1.90	100	K979351	12-029	Core		☐	☐	☐
171.90	172.50	0.60	GRN	0.55	92	K979352	12-029	Core		☐	☐	☐
172.50	173.50	1.00	GRN	1.00	100	K979353	12-029	Core		☐	☐	☐
173.50	174.30	0.80	GRN	0.77	96	K979354	12-029	Core		☐	☐	☐

From (m)	To (m)	Interval (m)	Rock Type	Recovery (m)	Recovery %	Sample Number	BatchName	Batch Class	Standard	Blank	1/4 Dup	Coarse Dup
174.30	177.00	2.70	GRN	2.50	93	K979355	12-030	Core		☐	☐	☐
177.00	180.00	3.00	GRN	2.90	97	K979356	12-030	Core		☐	☐	☐
180.00	183.00	3.00	GRN	3.00	100	K979357	12-030	Core		☐	☐	☐
183.00	185.00	2.00	GRN	1.85	93	K979359	12-030	Core		☐	☐	☐
185.00	187.00	2.00	GRN	1.86	93	K979360	12-030	Core		☐	☐	☐
187.00	187.40	0.40	GRN	0.40	100	K979361	12-030	Core		☐	☐	☐
187.40	188.20	0.80	GRN	0.80	100	K979363	12-030	Core		☐	☐	☐
188.20	189.40	1.20	GRN	1.20	100	K979364	12-030	Core		☐	☐	☐
189.40	190.50	1.10	GRN	1.05	95	K979365	12-030	Core		☐	☐	☐
190.50	192.70	2.20	GRN	2.20	100	K979366	12-030	Core		☐	☐	☐
192.70	193.10	0.40	GRN	0.37	93	K979367	12-030	Core		☐	☐	☐
193.10	194.15	1.05	GRN	1.05	100	K979368	12-030	Core		☐	☐	☐
194.15	195.90	1.75	GRN	1.71	98	K979369	12-030	Core		☐	☐	☐
194.15	195.90	1.75	GRN	1.71	98	K979370	12-030	Core		☐	☑	☐
195.90	197.00	1.10	GRN	1.10	100	K979371	12-030	Core		☐	☐	☐
197.00	198.00	1.00	GRN	1.00	100	K979372	12-030	Core		☐	☐	☐
198.00	199.50	1.50	GRN	1.41	94	K979373	12-030	Core		☐	☐	☐
199.50	202.00	2.50	GRN	2.50	100	K979374	12-030	Core		☐	☐	☐
202.00	203.00	1.00	GRN	1.00	100	K979375	12-030	Core		☐	☐	☐
203.00	204.00	1.00	GRN	0.98	98	K979376	12-030	Core		☐	☐	☐
203.00	204.00	1.00	GRN	0.98	98	K979377	12-030	Core		☐	☐	☑
204.00	204.50	0.50	GRN	0.50	100	K979378	12-030	Core		☐	☐	☐
204.50	205.30	0.80	GRN	0.78	98	K979379	12-030	Core		☐	☐	☐
205.30	205.90	0.60	GRN	0.60	100	K979380	12-030	Core		☐	☐	☐
205.90	207.40	1.50	GRN	1.40	93	K979382	12-030	Core		☐	☐	☐
207.40	209.00	1.60	GRN	1.60	100	K979383	12-030	Core		☐	☐	☐
209.00	210.00	1.00	GRN	1.00	100	K979384	12-030	Core		☐	☐	☐
210.00	211.10	1.10	GRN	1.05	95	K979385	12-030	Core		☐	☐	☐
211.10	211.50	0.40	GRN	0.40	100	K979386	12-030	Core		☐	☐	☐

From (m)	To (m)	Interval (m)	Rock Type	Recovery (m)	Recovery %	Sample Number	BatchName	Batch Class	Standard	Blank	1/4 Dup	Coarse Dup
211.50	214.00	2.50	GRN	2.45	98	K979388	12-030	Core		☐	☐	☐
214.00	216.50	2.50	GRN	2.49	100	K979389	12-030	Core		☐	☐	☐
216.50	218.54	2.04	GRN	1.98	97	K979390	12-030	Core		☐	☐	☐

From (m)	To (m)	Interval (m)	Recovery (m)	Recovery %	RQD	RQD %	Reactivity	Hardness	Weathering	Comments
0.00	3.12	3.12	0	0	0.00	0	0R	--	--	OVB
3.12	5.18	2.06	1.99	97	1.33	65	0R	4H	1W	
5.18	8.22	3.04	2.89	95	0.82	27	0R	3H	2W	
8.22	11.27	3.05	2.96	97	0.96	31	0R	3H	3W	
11.27	14.32	3.05	2.65	87	1.35	44	0R	2H	3W	
14.32	17.37	3.05	3.05	100	2.53	83	0R	3H	2W	
17.37	20.42	3.05	3.05	100	2.51	82	0R	4H	1W	
20.42	23.47	3.05	3	98	2.02	66	0R	4H	1W	
23.47	26.51	3.04	3.04	100	0.88	29	0R	3H	2W	
26.51	29.57	3.06	2.69	88	0.77	25	0R	3H	4W	
29.57	32.61	3.04	3.04	100	1.35	44	0R	4H	2W	
32.61	35.66	3.05	3.05	100	1.65	54	0R	4H	2W	
35.66	38.70	3.04	2.85	94	2.09	69	0R	4H	2W	
38.70	41.75	3.05	3.05	100	0.73	24	0R	4H	3W	
41.75	44.80	3.05	2.56	84	0.95	31	0R	3H	4W	
44.80	47.85	3.05	2.93	96	1.53	50	0R	4H	3W	
47.85	50.90	3.05	2.58	85	0.65	21	0R	4H	3W	
50.90	53.94	3.04	2.48	82	1.26	41	0R	4H	2W	
53.94	56.99	3.05	3.05	100	2.20	72	0R	4H	3W	
56.99	60.04	3.05	3.05	100	1.91	63	0R	4H	2W	
60.04	63.09	3.05	3.05	100	1.12	37	0R	3H	4W	
63.09	66.14	3.05	3.05	100	0.73	24	0R	3H	4W	
66.14	69.18	3.04	3.04	100	2.47	81	0R	4H	2W	
69.18	72.23	3.05	3.05	100	1.99	65	0R	4H	2W	
72.23	75.28	3.05	3.05	100	2.53	83	0R	4H	2W	
75.28	78.33	3.05	3.05	100	2.82	92	0R	4H	2W	
78.33	81.38	3.05	3.05	100	2.55	84	0R	4H	2W	
81.38	84.42	3.04	2.93	96	2.17	71	0R	4H	2W	
84.42	87.47	3.05	3.05	100	2.52	83	0R	4H	2W	

From (m)	To (m)	Interval (m)	Recovery (m)	Recovery %	RQD	RQD %	Reactivity	Hardness	Weathering	Comments
87.47	90.52	3.05	2.85	93	2.63	86	0R	4H	3W	
90.52	93.57	3.05	2.99	98	2.19	72	0R	4H	3W	
93.57	96.62	3.05	3	98	2.73	90	0R	4H	2W	
96.62	99.66	3.04	3.04	100	2.76	91	0R	3H	2W	
99.66	102.71	3.05	3.05	100	2.62	86	0R	3H	2W	
102.71	105.76	3.05	3.05	100	2.93	96	0R	3H	2W	
105.76	108.81	3.05	3.05	100	2.62	86	0R	4H	2W	
108.81	111.86	3.05	3.05	100	2.33	76	0R	3H	2W	
111.86	114.90	3.04	3.04	100	2.45	81	0R	2H	2W	
114.90	117.95	3.05	2.65	87	1.55	51	0R	3H	3W	
117.95	121.00	3.05	3.05	100	2.90	95	0R	3H	2W	
121.00	124.05	3.05	3.05	100	3.05	100	0R	3H	1W	
124.05	127.10	3.05	3.05	100	2.95	97	0R	4H	1W	
127.10	130.14	3.04	3.04	100	2.95	97	0R	4H	1W	
130.14	133.19	3.05	3.05	100	3.00	98	0R	4H	1W	
133.19	136.24	3.05	3	98	3.00	98	0R	4H	1W	
136.24	139.29	3.05	3.02	99	2.72	89	0R	4H	2W	
139.29	142.34	3.05	3.05	100	3.05	100	0R	4H	1W	
142.34	145.39	3.05	3.01	99	2.95	97	0R	4H	1W	
145.39	148.43	3.04	3.04	100	2.40	79	0R	4H	1W	
148.43	151.48	3.05	3.05	100	2.95	97	0R	4H	2W	
151.48	154.53	3.05	3.05	100	2.96	97	0R	4H	1W	
154.53	157.58	3.05	3.05	100	3.05	100	0R	4H	1W	
157.58	160.62	3.04	3.02	99	3.02	99	0R	4H	1W	
160.62	163.67	3.05	3.05	100	2.70	89	0R	3H	1W	
163.67	166.72	3.05	3.03	99	2.66	87	0R	3H	1W	
166.72	169.77	3.05	3.05	100	3.00	98	0R	4H	1W	
169.77	172.82	3.05	3.03	99	2.85	93	0R	4H	1W	
172.82	175.86	3.04	2.72	89	2.42	80	0R	3H	1W	
175.86	178.91	3.05	2.95	97	2.55	84	0R	3H	1W	
178.91	181.96	3.05	3.05	100	2.80	92	0R	3H	1W	

From (m)	To (m)	Interval (m)	Recovery (m)	Recovery %	RQD	RQD %	Reactivity	Hardness	Weathering	Comments
181.96	185.01	3.05	3.05	100	2.83	93	0R	3H	1W	
185.01	188.06	3.05	3.05	100	3.05	100	0R	4H	1W	
188.06	191.10	3.04	3.04	100	2.90	95	0R	4H	1W	
191.10	194.15	3.05	3.05	100	2.30	75	0R	4H	1W	
194.15	197.20	3.05	3.04	100	3.02	99	0R	4H	1W	
197.20	200.25	3.05	2.91	95	1.46	48	0R	2H	2W	
200.25	203.30	3.05	3.02	99	3.02	99	0R	4H	1W	
203.30	206.34	3.04	3.04	100	2.69	88	0R	4H	1W	
206.34	209.39	3.05	3	98	2.78	91	0R	3H	1W	
209.39	212.44	3.05	3.03	99	2.84	93	0R	4H	1W	
212.44	215.49	3.05	3.05	100	3.05	100	0R	4H	1W	
215.49	218.54	3.05	2.99	98	2.87	94	0R	4H	1W	

Depth (m)	Magnetic Susceptibility	Rock Type	Comments
1	0	CAS	ovb
2	0	CAS	ovb
3	0.03	CAS	
4	0.03	GRN	
5	0.2	GRN	
6	0.14	GRN	
7	0.03	GRN	
8	0.03	GRN	
9	0.16	GRN	
10	0.04	GRN	
11	0.13	GRN	
12	0.02	GRN	
13	0.18	GRN	
14	0.04	GRN	
15	0.13	GRN	
16	0.02	GRN	
17	0.05	GRN	
18	0.14	GRN	
19	0.13	GRN	
20	0.28	GRN	
21	0.03	GRN	
22	0.12	GRN	
23	0.11	GRN	
24	0.03	GRN	
25	0.02	GRN	
26	0.09	GRN	
27	0.03	GRN	
28	0.06	GRN	
29	0.11	GRN	

Depth (m)	Magnetic Susceptibility	Unit	Comments
30	0.12	GRN	
31	0.12	GRN	
32	0.03	GRN	
33	0.02	GRN	
34	0.03	GRN	
35	0.03	GRN	
36	0.02	GRN	
37	0.03	GRN	
38	0.13	GRN	
39	0.13	GRN	
44	0.13	GRN	
46	0.18	GRN	
47	0.05	GRN	
49	0.11	GRN	
52	0.14	GRN	
53	0.06	GRN	
54	0.17	GRN	
55	0.16	GRN	
56	0.11	GRN	
57	0.12	GRN	
58	0.05	GRN	
59	0.03	VEN	
61	0.06	VEN	
62	0.16	VEN	
63	0.43	VEN	
66	0.15	GRN	
67	0.05	GRN	
68	0.04	GRN	
69	0.06	GRN	

Depth (m)	Magnetic Susceptibility	Rock Type	Comments
70	0.04	GRN	
71	0.05	GRN	
72	0.32	GRN	
73	0.74	GRN	
74	0.24	GRN	
75	0.18	GRN	
76	0.04	GRN	
77	0.05	GRN	
79	0.16	GRN	
80	0.02	GRN	
82	0.04	GRN	
83	0.04	GRN	
84	0.03	GRN	
85	0.14	GRN	
86	0.04	GRN	
87	0.03	VEN	
88	0.07	GRN	
89	0.06	GRN	
90	0.11	GRN	
91	0.03	GRN	
92	0.05	GRN	
93	0.24	GRN	
95	0.05	GRN	
96	0.06	GRN	
97	0.12	GRN	
98	0.04	GRN	
99	0.24	GRN	
100	0.11	GRN	
101	0.16	GRN	
102	0.05	GRN	
103	0.19	GRN	
104	0.05	GRN	
105	0.04	GRN	
106	0.12	GRN	
107	0.13	GRN	
108	0.23	GRN	
109	0.06	GRN	
110	0.03	VEN	
111	0.13	GRN	
112	0.13	GRN	
114	0.04	GRN	
115	0.11	GRN	
117	0.14	GRN	
118	0.26	GRN	
119	0.19	GRN	
120	26.56	VEN	
121	0.12	GRN	
122	0.06	GRN	
123	0.03	GRN	
124	0.11	GRN	
125	0.03	GRN	
126	0.04	GRN	
127	0.12	GRN	
128	0.04	GRN	
129	0.31	GRN	
130	0.13	GRN	
131	0.14	GRN	
132	0.03	GRN	
134	0.14	GRN	
135	0.07	GRN	
136	0.19	GRN	
137	0.3	GRN	

Depth (m)	Magnetic Susceptibility	Rock Type	Comments
138	0.36	GRN	
139	0.11	GRN	
140	0.36	GRN	
141	0.33	GRN	
142	0.12	GRN	
143	0.24	GRN	
144	0.28	GRN	
145	0.12	GRN	
146	0.22	GRN	
147	0.17	GRN	
148	0.6	GRN	
149	0.17	GRN	
150	0.13	GRN	
151	0.05	GRN	
152	0.28	GRN	
153	0.19	GRN	
154	0.11	GRN	
155	0.13	GRN	
156	0.72	GRN	
157	0.25	GRN	
158	0.17	GRN	
159	0.12	GRN	
160	0.17	GRN	
161	0.14	GRN	
162	0.16	GRN	
163	0.14	GRN	
164	0.21	GRN	
165	0.16	GRN	
166	0.17	GRN	
167	0.16	GRN	
168	0.13	GRN	

Depth (m)	Magnetic Susceptibility	Unit	Comments
169	0.12	GRN	
170	0.01	GRN	
171	0.05	GRN	
172	2.88	GRN	
173	0.13	GRN	
174	0.28	GRN	
175	0.14	GRN	
177	0.33	GRN	
178	0.17	GRN	
179	0.04	GRN	
180	0.07	GRN	
181	0.06	GRN	
182	0.05	GRN	
183	0.03	GRN	
184	0.2	GRN	
185	0.03	GRN	
186	0.06	GRN	
187	0.11	GRN	
188	0.05	GRN	
189	0.17	GRN	
190	0.03	GRN	
191	0.2	GRN	
192	0.15	GRN	
193	0.05	GRN	
194	0.07	GRN	
195	0.16	GRN	
196	3	GRN	
197	0.12	GRN	
200	0.22	GRN	
201	0.09	GRN	
202	0.01	GRN	

Depth (m)	Magnetic Susceptibility	Rock Type	Comments
203	0.23	GRN	
204	0.16	GRN	
205	0.05	GRN	
206	0.25	GRN	
207	0.16	GRN	
208	0.12	GRN	
209	0.11	GRN	
210	0.12	GRN	
211	0.22	GRN	
212	0.13	GRN	
213	0.14	GRN	
214	0.04	GRN	
215	0.04	GRN	
216	0.15	GRN	
217	0.03	GRN	
218	0.02	GRN	EOH

Depth (m)	Magnetic Susceptibility	Unit	Comments

Hole Name

Hole Name	From (m)	Length (m)	Core Size	Rock Type	Weight in Air (g)	Weight in Water (g)	Density (g/cm3)	Specific Gravity	Comments
SNP-12-004									
	15	15	BTW	GRN	540.4	338	2.6	2.7	Granite.
	42.9	14.8	BTW	GRN	517.2	320	2.6	2.6	Oxidized granite.
	86.3	15.1	BTW	VEN	549.9	344	2.7	2.7	Mineralised granite and quartz.
	117	14.7	BTW	GRN	510	299	2.5	2.4	Oxidized granite with sulphide bearing
	119.9	15	BTW	VEN	713.6	509.8	3.5	3.5	Laminated quartz-sulphide vein with 40% pyrite and 10% granite wallrock intercalation. Other sulphides including pyrrhotite also present.
	159	14.8	BTW	GRN	530.5	324.6	2.6	2.6	Granite.
	188.9	14.6	BTW	GRN	538.2	336	2.7	2.7	Granite with sulphide carrying quartz veinlets.
	210.5	14.9	BTW	GRN	575.3	377	2.8	2.9	Granite with stockwork quartz-sulphide veining.

Keg - Silver Range

Archer, Cathro & Associates (1981) Limited

Grid East	Grid North	Easting	Northing	Elevation	Depth (m)
		599724	6912611	1842	230.73

ZONE: SNAP

SECTION:

HOLE: SNP-12-005

CLAIM: YD118171

Contractor: Beaudoin

Drill: 2

Core Size: BTW

Casing Depth:

Drilling Dates: Aug 04 - Aug 06, 2012

Geology Logged By: R. Avram

SURVEY			
Depth (m)	Azimuth	Dip	Method
0	270	-60	Compass
200	270	-60	Compass

TARGET:

SUMMARY			
From (m)	To (m)	Interval (m)	Rock Type
0	2.93	2.93	OVB
2.93	230.73	227.8	GRN

SAMPLES	
Numbers:	K979391 to K979400, M653151 to M653181
Total:	48
Batch:	031, 032
Certificates:	WH12193370, WH12193371

COMMENTS

Box Log

SNP-12-005

Silver Range
SNAP Zone

Archer,Cathro & Associates (1981) Limited

Box Number	From (m)	To (m)
1	2.93	7.93
2	7.93	13.37
3	13.37	18.64
4	18.64	24.15
5	24.15	29.68
6	29.68	35.47
7	35.47	41.04
8	41.04	46.65
9	46.65	52.25
10	52.25	57.88
11	57.88	63.62
12	63.62	69.29
13	69.29	75.13
14	75.13	80.66
15	80.66	86.34
16	86.34	91.98
17	91.98	97.92
18	97.92	103.63
19	103.63	109.29
20	109.29	115.53
21	115.53	120.8
22	120.8	126.21
23	126.21	131.37
24	131.37	137.23
25	137.23	142.34
26	142.34	147.7
27	147.7	152.69
28	152.69	158.37
29	158.37	163.94
30	163.94	169.5
31	169.5	174.89
32	174.89	180.37
33	180.37	185.89
34	185.89	191.23
35	191.23	196.22
36	196.22	201.35
37	201.35	206.34
38	206.34	211.35
39	211.35	216.01
40	216.01	221.58
41	221.58	227.46
42	227.46	230.73

Box Number	From (m)	To (m)

From (m)	To (m)	Interval (m)	Rock Type	Grain Size	Description	Shade	Colour	Texture	Alteration	Intensity	Mineral	Conc.
0.00	2.93	2.93	OVB	--	Casing							
						--	--	---	---	--	--	0
2.93	115.40	112.47	GRN	MG	Fresh granite with 2 micas (Biotite > Muscovite). Occasional trace oxide on fractures.							
						MD	GY	PH	---	--	--	0
115.40	115.60	0.20	GRN	MG	Strongly oxidized and argillic altered grantite. Sandy/crumbly							
						MD	OR	EA	OXI	4I	--	0
						MD	BK		ARG	4I		
115.60	137.60	22.00	GRN	MG	Fresh granite with 2 micas (Biotite > Muscovite). Occasional trace oxide on fractures.							
						MD	GY	PH	OXI	1I	--	0
						LT	GY		ARG	1I		
137.60	137.82	0.22	GRN	MG	Strongly oxidized and argillic altered grantite. Sandy/crumbly							
						MD	OR	EA	OXI	4I	--	0
						MD	BK		ARG	4I		
137.82	139.15	1.33	GRN	MG	Fresh granite with 2 micas (Biotite > Muscovite). Occasional trace oxide on fractures.							
						MD	GY	PH	---	--	--	0
						LT	GY					
139.15	139.64	0.49	GRN	MG	Strongly oxidized and argillic altered grantite. Sandy/crumbly							
						MD	OR	EA	OXI	4I	--	0
						MD	BK		ARG	4I		
139.64	144.50	4.86	GRN	MG	Fresh granite with 2 micas (Biotite > Muscovite). Occasional trace oxide on fractures.							
						MD	GY	PH	---	--	--	0
						LT	GY					
144.50	145.12	0.62	GRN	MG	Strongly oxidized and argillic altered grantite. Sandy/crumbly. Manganese staining throughout the rock.							

From (m)	To (m)	Interval (m)	Rock Type	Grain Size	Description	Shade	Colour	Texture	Alteration	Intensity	Mineral	Conc.
						MD	OR	EA	OXI	4I	--	0
						MD	BK		ARG	4I		
									MNO	4I		
145.12	148.63	3.51	GRN	MG	Fresh granite with 2 micas (Biotite > Muscovite). Occasional trace oxide on fractures.							
						MD	GY	PH	---	--	--	0
						LT	GY					
148.63	154.00	5.37	GRN	MG	Strongly oxidized and argillic altered grantite. Sandy/crumbly. Manganese staining on fractures.							
						MD	OR	EA	OXI	4I	--	0
						MD	BK		ARG	3I		
									MNO	3I		
154.00	163.52	9.52	GRN	MG	Fresh granite with 2 micas (Biotite > Muscovite). Occasional trace oxide on fractures.							
						MD	GY	PH	---	--	--	0
						LT	GY					
163.52	168.00	4.48	GRN	MG	Strongly oxidized granite with Manganese staining on fractures.							
						MD	OR	EA	OXI	4I	Gn	0.1
									SIL	3I		
									MNO	2I		
168.00	168.30	0.30	VEN	MG	Thick undulating strongly oxidized and manganese altered quartz vein with trace galena.							
						MD	GY	LA	OXI	4I	Gn	0.1
						MD	OR		MNO	4I		
168.30	170.00	1.70	GRN	MG	Strongly oxidized granite with Manganese staining on fractures.							
						MD	OR	EA	OXI	4I	--	0
						MD	BK		SIL	3I		
									MNO	2I		

From (m)	To (m)	Interval (m)	Rock Type	Grain Size	Description	Shade	Colour	Texture	Alteration	Intensity	Mineral	Conc.
170.00	171.00	1.00	VEN	MG	Intensely oxidized, laminated and vuggy quartz vein.							
						MD	OR	LA	OXI	5I	--	0
									MNO	3I		
171.00	174.60	3.60	GRN	MG	Strongly oxidized granite with Manganese staining on fractures.							
						MD	OR	EA	OXI	4I	--	0
						MD	BK		SIL	3I		
									MNO	2I		
174.60	178.90	4.30	GRN	MG	Stockwork style in bleached siliceous granite with up to 2 mm veinlets filled with 90% pyrite and 3% galena and quartz.							
						MD	GY	SW	BLE	3I	Py	2
									SIL	3I	Gn	0.5
178.90	182.30	3.40	GRN	MG	Strongly oxidized granite with megracrysts.							
						MD	OR	PH	OXI	4I	--	0
182.30	183.25	0.95	GRN	MG	Stock work semi-massive sulphide veins (~ 15% py and 5% Gn). Vein abundance is 5 per metreand up to 2 cm.							
						MD	GY	SW	BLE	3I	Py	15
									OXI	1I	Gn	5
183.25	183.70	0.45	VEN	--	Laminated quartz vein with semi massive sulphides (20 cm zone - 60% Pyrite and 15% Galena)							
						MD	GY	---	---	--	Py	30
											Gn	10
183.70	191.50	7.80	GRN	MG	Fresh granite with 2 micas (Biotite > Muscovite). Occasional trace oxide on fractures. Oxidized along fractures.							
						LT	OR	PH	---	--	--	0
						LT	GY					
191.50	192.00	0.50	GRN	MG	Strongly oxidized and argillic altered grantite. Sandy/crumbly.							
						MD	OR	EA	OXI	4I	--	0

From (m)	To (m)	Interval (m)	Rock Type	Grain Size	Description	Shade	Colour	Texture	Alteration	Intensity	Mineral	Conc.
192.00	195.00	3.00	GRN	MG	Fresh granite with 2 micas (Biotite > Muscovite). Occasional trace oxide on fractures.							
						MD	GY	PH	---	--	--	0
						LT	GY					
195.00	199.00	4.00	GRN	MG	Strongly oxidized and argillic altered grantite. Sandy/crumbly.							
						MD	OR	PH	OXI	3I	--	0
199.00	210.50	11.50	GRN	MG	Alternating and up to 4 m of fresh granite sections with < 1.5 m of crumbled and strongly oxidized zones.							
						MD	OR	PH				
						MD	GY	EA	OXI	1I	--	0
210.50	211.30	0.80	VEN	--	Sheeted quartz vein hosting pyrite and galena (30% pyrite and 5% galena). Galena occurs as local fine grained aggregate. Sulphides in dark grey powder within quartz matrix and semi-massive bands of alternating pyrite (1-3 mm) and quartz (1-2 mm).							
						MD	GY	VT	---	--	Py	30
											Gn	5
211.30	230.73	19.43	GRN	MG	Alternating and up to 4 m of fresh granite sections with < 1.5 m of crumbled and strongly oxidized zones.							
						MD	GY	PH				
						MD	OR	EA	---	--	--	0

Sample Log

SNP-12-005

Silver Range
SNAP Zone

Archer,Cathro & Associates (1981) Limited

From (m)	To (m)	Interval (m)	Rock Type	Recovery (m)	Recovery %	Sample Number	BatchName	Batch Class	Standard	Blank	1/4 Dup	Coarse Dup
0.00	0.00	0.00	-QC-	0.00	0	K979399	12-031	Core		☑	☐	☐
0.00	0.00	0.00	-QC-	0.00	0	M653168	12-031	Core	ME8	☐	☐	☐
0.00	0.00	0.00	-QC-	0.00	0	M653173	12-031	Core		☑	☐	☐
0.00	0.00	0.00	-QC-	0.00	0	K979394	12-031	Core	ME8	☐	☐	☐
138.70	140.00	1.30	GRN	1.17	90	K979391	12-031	Core		☐	☐	☐
144.40	145.10	0.70	GRN	0.70	100	K979392	12-031	Core		☐	☐	☐
148.00	150.00	2.00	GRN	1.78	89	K979393	12-031	Core		☐	☐	☐
150.00	152.00	2.00	GRN	2.00	100	K979395	12-031	Core		☐	☐	☐
152.00	154.00	2.00	GRN	2.00	100	K979396	12-031	Core		☐	☐	☐
163.50	166.50	3.00	GRN	2.84	95	K979397	12-031	Core		☐	☐	☐
166.50	167.30	0.80	GRN	0.80	100	K979398	12-031	Core		☐	☐	☐
167.30	168.50	1.20	GRN	1.17	98	K979400	12-031	Core		☐	☐	☐
168.50	169.60	1.10	GRN	1.10	100	M653151	12-031	Core		☐	☐	☐
169.60	171.50	1.90	GRN	1.75	92	M653152	12-031	Core		☐	☐	☐
171.50	174.00	2.50	GRN	2.50	100	M653153	12-031	Core		☐	☐	☐
174.00	174.90	0.90	GRN	0.90	100	M653154	12-031	Core		☐	☐	☐
174.90	177.00	2.10	GRN	2.10	100	M653155	12-031	Core		☐	☐	☐
174.90	177.00	2.10	GRN	2.10	100	M653156	12-031	Core		☐	☑	☐
177.00	178.00	1.00	GRN	1.00	100	M653157	12-031	Core		☐	☐	☐
178.00	179.00	1.00	GRN	1.00	100	M653158	12-031	Core		☐	☐	☐
179.00	181.00	2.00	GRN	1.87	94	M653159	12-031	Core		☐	☐	☐
181.00	182.30	1.30	GRN	1.30	100	M653160	12-031	Core		☐	☐	☐
182.30	183.10	0.80	GRN	0.76	95	M653161	12-031	Core		☐	☐	☐
183.10	183.80	0.70	GRN	0.70	100	M653162	12-031	Core		☐	☐	☐
183.10	183.80	0.70	GRN	0.70	100	M653163	12-031	Core		☐	☐	☑
183.80	184.80	1.00	GRN	1.00	100	M653164	12-031	Core		☐	☐	☐
184.80	187.00	2.20	GRN	2.20	100	M653165	12-031	Core		☐	☐	☐

From (m)	To (m)	Interval (m)	Rock Type	Recovery (m)	Recovery %	Sample Number	BatchName	Batch Class	Standard	Blank	1/4 Dup	Coarse Dup
187.00	189.00	2.00	GRN	2.00	100	M653166	12-031	Core		☐	☐	☐
189.00	190.00	1.00	GRN	1.00	100	M653167	12-031	Core		☐	☐	☐
190.00	193.00	3.00	GRN	3.00	100	M653169	12-031	Core		☐	☐	☐
193.00	195.00	2.00	GRN	1.98	99	M653170	12-031	Core		☐	☐	☐
195.00	198.00	3.00	GRN	2.95	98	M653171	12-031	Core		☐	☐	☐
198.00	201.00	3.00	GRN	2.75	92	M653172	12-031	Core		☐	☐	☐
201.00	202.60	1.60	GRN	1.50	94	M653174	12-031	Core		☐	☐	☐
202.60	205.00	2.40	GRN	2.40	100	M653175	12-031	Core		☐	☐	☐
205.00	208.00	3.00	GRN	2.96	99	M653176	12-031	Core		☐	☐	☐
208.00	210.40	2.40	GRN	2.32	97	M653177	12-032	Core		☐	☐	☐
210.40	211.50	1.10	GRN	1.10	100	M653178	12-032	Core		☐	☐	☐
211.50	213.30	1.80	GRN	1.76	98	M653179	12-032	Core		☐	☐	☐
217.80	219.00	1.20	GRN	1.20	100	M653180	12-032	Core		☐	☐	☐
224.00	225.50	1.50	GRN	1.50	100	M653181	12-032	Core		☐	☐	☐

From (m)	To (m)	Interval (m)	Recovery (m)	Recovery %	RQD	RQD %	Reactivity	Hardness	Weathering	Comments
0.00	2.93	2.93	0	0	0.00	0	0R	--	--	OVB
2.93	5.18	2.25	2.25	100	1.34	60	0R	4H	1W	
5.18	8.23	3.05	3.05	100	2.65	87	0R	4H	2W	
8.23	11.28	3.05	3.05	100	2.55	84	0R	4H	1W	
11.28	14.33	3.05	3.05	100	2.79	91	0R	4H	1W	
14.33	17.37	3.04	2.96	97	2.40	79	0R	4H	1W	
17.37	20.42	3.05	3.05	100	2.17	71	0R	4H	1W	
20.42	23.47	3.05	3.05	100	2.21	72	0R	4H	1W	
23.47	26.52	3.05	3	98	2.37	78	0R	4H	1W	
26.52	29.57	3.05	3.05	100	3.00	98	0R	4H	1W	
29.57	32.61	3.04	2.93	96	2.73	90	0R	4H	1W	
32.61	35.66	3.05	3.05	100	3.05	100	0R	4H	1W	
35.66	38.71	3.05	2.95	97	2.22	73	0R	4H	1W	
38.71	41.76	3.05	3.05	100	2.87	94	0R	4H	1W	
41.76	44.81	3.05	2.99	98	2.91	95	0R	4H	1W	
44.81	47.85	3.04	3.04	100	2.92	96	0R	4H	1W	
47.85	50.90	3.05	3	98	2.64	87	0R	4H	1W	
50.90	53.95	3.05	3	98	3.00	98	0R	4H	1W	
53.95	57.00	3.05	3.01	99	2.49	82	0R	4H	1W	
57.00	60.05	3.05	3.05	100	2.40	79	0R	4H	1W	
60.05	63.09	3.04	2.95	97	2.51	83	0R	4H	1W	
63.09	66.14	3.05	3.05	100	2.70	89	0R	4H	1W	
66.14	69.19	3.05	3.05	100	3.05	100	0R	4H	1W	
69.19	72.24	3.05	3.05	100	2.66	87	0R	4H	1W	
72.24	75.29	3.05	3.05	100	2.96	97	0R	4H	1W	
75.29	78.33	3.04	3	99	2.93	96	0R	4H	1W	
78.33	81.38	3.05	2.97	97	2.51	82	0R	4H	1W	
81.38	84.42	3.04	3.04	100	3.00	99	0R	4H	1W	
84.42	87.47	3.05	3.05	100	3.05	100	0R	4H	1W	

From (m)	To (m)	Interval (m)	Recovery (m)	Recovery %	RQD	RQD %	Reactivity	Hardness	Weathering	Comments
87.47	90.52	3.05	3.05	100	3.00	98	0R	4H	1W	
90.52	93.57	3.05	2.89	95	2.48	81	0R	4H	1W	
93.57	96.62	3.05	3.05	100	2.94	96	0R	4H	1W	
96.62	99.66	3.04	3.04	100	2.63	87	0R	4H	1W	
99.66	102.71	3.05	3.05	100	2.93	96	0R	4H	1W	
102.71	105.76	3.05	3.05	100	2.96	97	0R	4H	1W	
105.76	108.81	3.05	3.05	100	2.77	91	0R	4H	1W	
108.81	111.86	3.05	2.29	75	1.62	53	0R	4H	1W	
111.86	114.90	3.04	3.04	100	3.00	99	0R	4H	1W	
114.90	117.95	3.05	2.96	97	2.12	70	0R	4H	2W	
117.95	121.00	3.05	3.05	100	3.05	100	0R	4H	1W	
121.00	124.05	3.05	3.05	100	2.60	85	0R	4H	1W	
124.05	127.10	3.05	3.05	100	2.69	88	0R	4H	1W	
127.10	130.14	3.04	2.82	93	2.22	73	0R	4H	1W	
130.14	133.19	3.05	3.05	100	2.87	94	0R	4H	1W	
133.19	136.24	3.05	3.05	100	2.87	94	0R	4H	1W	
136.24	139.29	3.05	2.88	94	2.06	68	0R	3H	3W	
139.29	142.34	3.05	2.78	91	2.49	82	0R	4H	2W	
142.34	145.38	3.04	2.88	95	2.43	80	0R	4H	2W	
145.38	148.43	3.05	3.05	100	2.67	88	0R	4H	1W	
148.43	151.48	3.05	2.42	79	1.21	40	0R	3H	3W	
151.48	154.53	3.05	2.87	94	1.94	64	0R	4H	3W	
154.53	157.58	3.05	2.94	96	2.71	89	0R	4H	1W	
157.58	160.62	3.04	3	99	2.29	75	0R	4H	1W	
160.62	163.67	3.05	3.05	100	2.70	89	0R	4H	1W	
163.67	166.72	3.05	2.83	93	1.96	64	0R	4H	2W	
166.72	169.77	3.05	3.05	100	2.21	72	0R	3H	3W	
169.77	172.82	3.05	2.81	92	1.55	51	0R	4H	2W	
172.82	175.86	3.04	3.04	100	2.49	82	0R	4H	2W	
175.86	178.91	3.05	3.05	100	2.62	86	0R	4H	2W	
178.91	181.96	3.05	2.87	94	2.62	86	0R	4H	2W	

From (m)	To (m)	Interval (m)	Recovery (m)	Recovery %	RQD	RQD %	Reactivity	Hardness	Weathering	Comments
181.96	185.01	3.05	3.05	100	1.53	50	0R	4H	2W	
185.01	188.06	3.05	3.05	100	2.64	87	0R	4H	2W	
188.06	191.10	3.04	3.04	100	2.40	79	0R	4H	2W	
191.10	194.15	3.05	2.81	92	2.36	77	0R	3H	3W	
194.15	197.20	3.05	2.81	92	2.36	77	0R	3H	3W	
197.20	200.24	3.04	2.77	91	1.03	34	0R	3H	3W	
200.24	203.30	3.06	2.96	97	1.11	36	0R	3H	3W	
203.30	206.34	3.04	3	99	1.81	60	0R	3H	3W	
206.34	209.39	3.05	3.05	100	2.01	66	0R	4H	2W	
209.39	212.44	3.05	3.05	100	1.51	50	0R	3H	3W	
212.44	215.49	3.05	2.87	94	1.52	50	0R	3H	3W	
215.49	218.54	3.05	2.97	97	2.70	89	0R	4H	2W	
218.54	221.58	3.04	2.84	93	2.47	81	0R	4H	2W	
221.58	224.63	3.05	2.84	93	2.19	72	0R	4H	2W	
224.63	227.68	3.05	2.83	93	1.78	58	0R	3H	3W	
227.68	230.73	3.05	3.05	100	2.96	97	0R	4H	1W	

SNP-12-005

Depth (m)	Magnetic Susceptibility	Rock Type	Comments
1	0	OVB	OVB
2	0	OVB	OVB
3	0	GRN	OVB
4	0.25	GRN	
5	0.08	GRN	
6	0.07	GRN	
8	0.15	GRN	
9	0.15	GRN	
11	0.05	GRN	
12	0.17	GRN	
14	0.14	GRN	
15	0.14	GRN	
16	0.11	GRN	
19	0.14	GRN	
20	0.38	GRN	
22	0.14	GRN	
23	0.05	GRN	
24	0.04	GRN	
25	0.14	GRN	
26	0.02	GRN	
27	0.12	GRN	
28	0.14	GRN	
29	0.13	GRN	
30	0.14	GRN	
31	0.14	GRN	
32	0.14	GRN	
33	0.06	GRN	
35	0.14	GRN	
36	0.12	GRN	

Depth (m)	Magnetic Susceptibility	Unit	Comments
37	0.08	GRN	
38	0.12	GRN	
40	0.12	GRN	
41	0.16	GRN	
42	0.07	GRN	
44	0.14	GRN	
45	0.06	GRN	
46	0.14	GRN	
47	0.06	GRN	
48	0.06	GRN	
50	0.06	GRN	
51	0.07	GRN	
52	0.07	GRN	
53	0.15	GRN	
54	0.12	GRN	
56	0.12	GRN	
59	0.12	GRN	
61	0.15	GRN	
62	0.11	GRN	
63	0.22	GRN	
64	0.06	GRN	
65	0.04	GRN	
66	0.11	GRN	
67	0.1	GRN	
68	0.06	GRN	
69	0.18	GRN	
70	0.14	GRN	
71	0.09	GRN	
72	0.14	GRN	

Depth (m)	Magnetic Susceptibility	Rock Type	Comments
73	0.14	GRN	
74	0.14	GRN	
75	0.15	GRN	
76	0.13	GRN	
77	0.19	GRN	
78	0.13	GRN	
79	0.15	GRN	
81	0.12	GRN	
82	0.14	GRN	
83	0.17	GRN	
84	0.13	GRN	
86	0.17	GRN	
87	0.14	GRN	
89	0.18	GRN	
90	0.13	GRN	
93	0.14	GRN	
94	0.14	GRN	
95	0.12	GRN	
96	0.14	GRN	
97	0.18	GRN	
98	0.14	GRN	
100	0.09	GRN	
101	0.16	GRN	
102	0.15	GRN	
103	0.2	GRN	
104	0.45	GRN	
105	0.09	GRN	
106	0.16	GRN	
108	0.08	GRN	
110	0.1	GRN	
112	0.13	GRN	

Depth (m)	Magnetic Susceptibility	Unit	Comments
113	0.12	GRN	
114	0.1	GRN	
115	0.17	GRN	
116	0.14	GRN	
117	0.16	GRN	
118	0.16	GRN	
119	0.15	GRN	
120	0.17	GRN	
122	0.07	GRN	
123	0.05	GRN	
125	0.02	GRN	
126	0.12	GRN	
127	0.13	GRN	
128	0.17	GRN	
130	0.17	GRN	
131	0.12	GRN	
132	0.15	GRN	
134	0.21	GRN	
135	0.18	GRN	
136	0.5	GRN	
137	0.24	GRN	
140	0.14	GRN	
143	0.15	GRN	
144	0.14	GRN	
146	0.13	GRN	
147	0.14	GRN	
150	0.02	GRN	
151	0.08	GRN	
154	0.26	GRN	
155	0.09	GRN	
156	0.16	GRN	

Depth (m)	Magnetic Susceptibility	Rock Type	Comments
158	0.2	GRN	
159	0.19	GRN	
161	0.14	GRN	
162	0.09	GRN	
163	0.2	GRN	
164	0.17	GRN	
168	0.06	GRN	
172	0.07	GRN	
173	0.06	GRN	
174	0.02	GRN	
176	0.07	GRN	
177	0.12	GRN	
180	0.31	GRN	
181	0.08	GRN	
184	0.05	GRN	
185	0.03	GRN	
186	0.05	GRN	
188	0.18	GRN	
190	0.27	GRN	
191	0.19	GRN	
193	0.16	GRN	
194	0.19	GRN	
196	0.16	GRN	
202	0.17	GRN	
205	0.18	GRN	
207	0.26	GRN	
214	0.23	GRN	
215	0.28	GRN	
216	0.22	GRN	
217	0.19	GRN	
218	0.2	GRN	

Depth (m)	Magnetic Susceptibility	Unit	Comments
219	0.22	GRN	
220	0.17	GRN	
221	0.19	GRN	
222	0.21	GRN	
223	0.32	GRN	
226	0.23	GRN	
228	0.29	GRN	
229	0.23	GRN	
230	0.25	GRN	

Keg - Silver Range

Archer, Cathro & Associates (1981) Limited

Grid East	Grid North	Easting	Northing	Elevation	Depth (m)
		599675	6912851	1707	274.93

ZONE: SNAP

SECTION:

HOLE: SNP-12-006

CLAIM: YD118171

Contractor: Beaudoin

Drill: 2

Core Size: BTW

Casing Depth: 11.28m, Out

Drilling Dates: Aug 08 - Aug 12, 2012

Geology Logged By: J. Builder

SURVEY			
Depth (m)	Azimuth	Dip	Method
0	90	-45	Compass
271.88	90	-45.5	Ranger

TARGET:

SUMMARY			
From (m)	To (m)	Interval (m)	Rock Type
0	11.28	11.28	CAS
11.28	274.93	263.65	GRN

SAMPLES	
Numbers:	M653182 to M653315
Total:	142
Batch:	032, 033, 034, 035
Certificates:	WH12193371, WH12194659, WH12195380, WH12195381

COMMENTS

Box Log

SNP-12-006

Silver Range
SNAP Zone

Archer,Cathro & Associates (1981) Limited

Box Number	From (m)	To (m)
1	11.28	24.44
2	24.44	29.75
3	29.75	35.66
4	35.66	42.54
5	42.54	46.77
6	46.77	52.37
7	52.37	57.8
8	57.8	64.31
9	64.31	69.35
10	69.35	75.16
11	75.16	80.4
12	80.4	85.41
13	85.41	90.91
14	90.91	96.45
15	96.45	102.08
16	102.08	107.51
17	107.51	112.65
18	112.65	117.5
19	117.5	123
20	123	128.53
21	128.53	134
22	134	139.29
23	139.29	144.87
24	144.87	150.12
25	150.12	155.48
26	155.48	161.09
27	161.09	166.5
28	166.5	172.06
29	172.06	177.52
30	177.52	182.6
31	182.6	188.2
32	188.2	192.33
33	192.33	197.63
34	197.63	203.06
35	203.06	206.44
36	206.44	212.45
37	212.45	218.49
38	218.49	223.95
39	223.95	229.53
40	229.53	235.05
41	235.05	240.5
42	240.5	246.12
43	246.12	251.91
44	251.91	257.44
45	257.44	262.34
46	262.34	267.93
47	267.93	272.72
48	272.72	274.93

Box Number	From (m)	To (m)

From (m)	To (m)	Interval (m)	Rock Type	Grain Size	Description	Shade	Colour	Texture	Alteration	Intensity	Mineral	Conc.
0.00	11.28	11.28	-?-	--	Casing, no recovery.							
						--	--	---	---	--	--	0
11.28	21.00	9.72	GRN	MG	Highly oxidized, rubbly granite with yellowish, clay texture coating on rubble faces (potential scoridite?, but no arsenopyrite seen). Recovery is poor.							
						--	YW	RB	OXI	4I	--	0
						--	GY	PH				
21.00	50.50	29.50	GRN	MG	Oxidized, rubbly and fractured granite with localized competent rock. Fractures are siliceous with no consistent orientation and host blebby sulphides, mainly pyrite with sphalerite and galena. Competent regions are weakly siliceous. Regions surrounding fractures show argillic and phyllic alterations. Intermittent (~10 cm in width) regions are soft and pale yellow, almost gougy with small (1-2mm) mica and sulphide "clasts". Clay alteration occurs locally with no excess mineralization.							
						DK	OR	FR	PHC	3I	Gn	1
						--	GY	PH	ARG	3I	Sp	2
						--	TN		OXI	3I	Py	3
									SIL	2I		
50.50	56.50	6.00	GRN	MG	Light to dark grey and mostly dark orange, competent, altered granite with localized weakly clay altered rubble. Less oxidized areas are weakly fractured, seldom hosting blebby sphalerite. Fractures are siliceous in composition as is surrounding host rock. Argillic and phyllic alterations are pervasive surrounding infill. Few fractures are lined thin, black powder (manganese oxide? Or potential sulphide powder?).							
						DK	OR		CLY	1I	Gn	1
						--	GY	PH	OXI	3I	Sp	2
									ARG	2I	Py	3
									SIL	2I		
									PHC	2I		

From (m)	To (m)	Interval (m)	Rock Type	Grain Size	Description	Shade	Colour	Texture	Alteration	Intensity	Mineral	Conc.
56.50	66.21	9.71	GRN	MG	Argillic and phyllic altered, fractured granite with localized oxidized regions. Siliceous fractures are pervasive, have no consistent orientation or width and host minor, blebby sphalerite.							
						LT	GN	FR	ARG	2I		
						--	GY	PH	OXI	2I	Sp	2
									PHC	2I		
66.21	75.00	8.79	GRN	MG	Argillic and phyllic altered, rubbly granite with localized competent rock. Rick is weakly fractured seldom hosting sphalerite. Localized, micaceous and siliceous pegmatitic bands are sparse.							
						LT	GN	RB	PHC	3I	Py	0.5
						LT	YW		OXI	2I		
						--	GY	PH	ARG	3I	Sp	0.1
						--	TN					
75.00	88.96	13.96	GRN	MG	Argillic and phyllic altered granite with regular siliceous fractures hosting fine grained pyrite and sphalerite. Fine grained pyrite is also found disseminated around fractures and as blebby infill replacement.							
						LT	GN		ARG	3I	Sp	1
						--	GY	PH	OXI	2I	Py	3
						--	TN		PHC	3I	Py	1
									SIL	3I		
88.96	96.19	7.23	GRN	MG	Weakly altered granite with regular siliceous infill. Few fractures are mineralized hosting fine grained pyrite and a black (potential sulphide?) powder that lacks any identifiable properties. Region also contains minor, localized grit.							
						LT	GN		PHC	2I		
						--	GY	PH	ARG	2I	Py	0.5
						--	TN		OXI	2I		
96.19	129.60	33.41	GRN	MG	Weakly argillic and phyllic altered, siliceous granite with seldom argillic altered fractures rarely hosting fine grained pyrite. Localized areas show micaceous banding.							
						--	GY	PH	ARG	1I	Py	0.1
						--	TN		PHC	1I		
									SIL	3I		

From (m)	To (m)	Interval (m)	Rock Type	Grain Size	Description	Shade	Colour	Texture	Alteration	Intensity	Mineral	Conc.
129.60	143.80	14.20	GRN	MG	Argillic and phyllic altered siliceous granite with pervasive regions of localized grit. Hairline to 2mm siliceous fractures are also pervasive with no consistent orientation or widths. Fractures are seldom mineralized with weak pyrite and sphalerite; correlation can be seen between mineralized fractures and a softer, greenish alteration (potentially chlorite?). **135.39m to 135.50m shows an excess of mineralization in comparison to surroundings.**							
						--	GY	PH	ARG	3I	Py	2
						--	TN	FR	PHC	3I	Sp	1
									SIL	2I		
									OXI	2I		
143.80	151.76	7.96	GRN	MG	Very siliceous (post argillic and phyllic alterations) granite with several quartz fractures hosting pyrite and sphalerite. Rock surrounding fractures hosts weak, blebby pyrite and sphalerite. **147.68m to 147.86m is excessively mineralized compared to surroundings. Sulphides are fine grained infill replacement.**							
						--	TN	PH	ARG	3I	Py	3
						--	GY		PHC	3I	Sp	2
									SIL	4I		
151.76	170.35	18.59	GRN	MG	Intercalated altered and unaltered granite. Intercalations are under a meter in width. Argillic and phyllic alterations are surrounding weakly chlorite altered siliceous fractures; often hosting weak pyrite and/or sphalerite. Unaltered sections are fresh, micaceous granite.							
						LT	GN		CHL	1I		
						--	GY	PH	ARG	2I	Py	1
						--	TN	FR	PHC	2I	Sp	0.5
170.35	173.40	3.05	GRN	MG	Argillic and phyllic altered, siliceous granite with several fractures. Fractures are highly siliceous, weakly oxidized and host pyrite, sphalerite and trace galena with no consistent orientation or widths. Sulphides are also found as replacement blebs surrounding fractures. Region also hosts yellowish orange altered "clasts".							
						--	GY	PH	ARG	3I	Sp	4
						--	TN	FR	PHC	3I	Py	3
									SIL	2I	Gn	0.5
									OXI	2I		

From (m)	To (m)	Interval (m)	Rock Type	Grain Size	Description	Shade	Colour	Texture	Alteration	Intensity	Mineral	Conc.
173.40	178.92	5.52	GRN	MG	Argillic and phyllic altered granite with an abundance of siliceous infill. Few fractures are clay altered and several host pyrite and sphalerite. Fractures have no consistent orientation or widths; several are undulating and discontinuous. Region is similar to previous interval with decreased sulphide intensity.							
						MD	OR	FR	PHC	3I	Py	1
						LT	GN		SIL	3I		
						--	GY	PH	ARG	3I	Sp	1
178.92	188.01	9.09	GRN	MG	Weakly brecciated and fractured, siliceous granite exhibiting pervasive alterations and an abundance of siliceous infill. Rock hosts fracture controlled and infill replacement sulphides - pyrite, sphalerite and seldom galena. Argillic and phyllic alterations are strong and a lesser soft, light green alteration is also found.							
						LT	GN	FR	ARG	3I	Sp	2
						--	GY	PH	SIL	4I	Py	3
						--	TN	BX	PHC	3I	Gn	0.5
188.01	188.80	0.79	VEN	--	Large, brecciated, quartz vein hosting strong blebby, replacement sulphides - pyrite, sphalerite and lesser galena. Upper contact is clear and defined oriented 41° to core axis while lower contact is broken and undefined. Argillic altered, 1cm to 3cm, clasts of wall rock are subrounded and suspended in quartz and sulphide matrix.							
						--	--	BX	SIL	3I	Py	30
									ARG	2I	Sp	20
											Gn	5
188.80	192.00	3.20	GRN	MG	Argillic and phyllic altered granite with few siliceous fractures hosting blebby sulphides - sphalerite, pyrite and galena. A dominant fracture set exists oriented 25° to core axis and ranges in width from 1cm to 3cm. Several other hairline fractures host pyrite.							
						LT	GN	FR	PHC	3I	Py	2
						--	GY	PH	ARG	3I	Sp	2
						--	TN		SIL	3I	Gn	0.1

From (m)	To (m)	Interval (m)	Rock Type	Grain Size	Description	Shade	Colour	Texture	Alteration	Intensity	Mineral	Conc.
192.00	204.15	12.15	GRN	MG	Highly phyllic and argillic altered, siliceous granite with lesser fractures hosting pyrite and sphalerite. Region is lighter in colour than surroundings and has an orange hue. **A quartz vein lined with trace sphalerite and pyrite is located between 202.41m and 202.51m and is oriented 56° to core axis.**							
						LT	GY	PH	ARG	4I	Py	1
						LT	OR		PHC	3I	Sp	1
						LT	GN					
						--	TN					
204.15	209.72	5.57	GRN	MG	Interbedded fresh, micaceous granite and altered granite. Phyllic and argillic altered zones have few siliceous fractures hosting trace pyrite. Region is mostly grit and rubble with localized regions of competent rock.							
						--	GY	PH	ARG	2I	Py	0.1
								RB	PHC	2I		
									CLY	1I		
209.72	215.65	5.93	GRN	MG	Resilicified argillic altered granitewith localized micaceous regions. Subssection it extremely gritty with smaller subsections of competent rock. No sulphides are visible.							
						LT	GN					
						--	TN	RB	SIL	3I		
						--	GY	PH	ARG	4I	--	0
215.65	216.39	0.74	GRN	MG	Fractured and altered granite hosting a fair bit of mineralization - pyrite and sphalerite. Sulphides are blebby in and around siliceous infill. Siliceous fractures are argillic altered and host rock is argillic and phyllic altered.							
						LT	GN	FR	PHC	3I	Sp	10
						--	GY	PH	ARG	3I	Py	12
									SIL	2I		
216.39	232.83	16.44	GRN	MG	Highly argillic and phyllic altered granite with regular siliceous infill and localized grit. Siliceous infill is often argillic altered and rarely hosts pyrite and seldom sphalerite. Localized, less altered, micaceous regions also exist.							
						LT	GN		SIL	2I		
						LT	OR					
						--	GY	PH	ARG	3I	Py	2
						--	TN	FR	PHC	3I	Sp	0.5

From (m)	To (m)	Interval (m)	Rock Type	Grain Size	Description	Shade	Colour	Texture	Alteration	Intensity	Mineral	Conc.
232.83	233.17	0.34	VEN	--	Argillic altered, siliceous and weakly brecciated vein hosting fair, blebby pyrite and sphalerite. Upper contact and lower contact are both defined at 70° to core axis. Breccia matrix is sulphide replacement and quartz while the clasts are 0.2 cm to 1.0 cm argillic altered wallrock (granite).							
						LT	GN				Sp	15
						--	GY	BX	ARG	2I	Py	20
233.17	241.93	8.76	GRN	MG	same as 204.15m to 209.72m with a lower amount of grit. Region only hosts localized grit.							
						--	GY	PH	ARG	2I	Py	0.1
						--	TN		PHC	2I		
241.93	244.74	2.81	GRN	MG	Region of argillic and phyllic altered granite with an excess of siliceous infill hosting fair, fine grained pyrite and occasionally sphalerite and/or galena.							
						LT	OR		SIL	3I	Gn	0.5
						--	GY	PH	ARG	3I	Py	2
						--	TN	FR	PHC	3I	Sp	1
244.74	269.22	24.48	GRN	MG	same as 233.17m to 241.93m with a slight increase in pyrite intensity. **One, 0.7 cm, argillic altered veinlet at 249.46m hosts trace sphalerite.**							
						--	GY	PH	ARG	2I	Py	0.5
						--	TN		PHC	2I	Sp	0.01
269.22	269.40	0.18	GRN	MG	Highly fractured, light to dark grey and light green, argillic and phyllic altered granite. Fractures are siliceous in composition, argillic altered and range in width from 0.4cm to 1.7cm in width and host moderate, blebby pyrite and sphalerite. Dominant fracture set ranges from 50° to 70° to core axis.							
						LT	GN	FR	PHC	3I	Sp	12
						--	GY	PH	ARG	3I	Py	10
									SIL	2I		
269.40	274.93	5.53	GRN	MG	Interbedded altered and fresh, micaceous granite with an abundance of localized grit and regularly occuring argillic altered infill seldom hosting pyrite. A dominant fracture set exists ranging in width from 0.2cm to 0.3cm and is oriented 60° to core axis.							
						--	GY	PH	ARG	2I	Py	0.5
						--	TN		PHC	2I		

From (m)	To (m)	Interval (m)	Rock Type	Recovery (m)	Recovery %	Sample Number	BatchName	Batch Class	Standard	Blank	1/4 Dup	Coarse Dup
0.00	0.00	0.00	-QC-	0.00	0	M653241	12-033	Core		☑	☐	☐
0.00	0.00	0.00	-QC-	0.00	0	M653298	12-035	Core		☑	☐	☐
0.00	0.00	0.00	-QC-	0.00	0	M653295	12-035	Core	ME8	☐	☐	☐
0.00	0.00	0.00	-QC-	0.00	0	M653288	12-035	Core		☑	☐	☐
0.00	0.00	0.00	-QC-	0.00	0	M653271	12-034	Core	ME8	☐	☐	☐
0.00	0.00	0.00	-QC-	0.00	0	M653263	12-034	Core		☑	☐	☐
0.00	0.00	0.00	-QC-	0.00	0	M653184	12-032	Core		☑	☐	☐
0.00	0.00	0.00	-QC-	0.00	0	M653250	12-034	Core		☑	☐	☐
0.00	0.00	0.00	-QC-	0.00	0	M653310	12-035	Core	ME8	☐	☐	☐
0.00	0.00	0.00	-QC-	0.00	0	M653228	12-033	Core	ME8	☐	☐	☐
0.00	0.00	0.00	-QC-	0.00	0	M653221	12-033	Core		☑	☐	☐
0.00	0.00	0.00	-QC-	0.00	0	M653217	12-033	Core	ME8	☐	☐	☐
0.00	0.00	0.00	-QC-	0.00	0	M653209	12-032	Core	ME8	☐	☐	☐
0.00	0.00	0.00	-QC-	0.00	0	M653194	12-032	Core		☑	☐	☐
0.00	0.00	0.00	-QC-	0.00	0	M653188	12-032	Core	PL1	☐	☐	☐
0.00	0.00	0.00	-QC-	0.00	0	M653253	12-034	Core	ME8	☐	☐	☐
18.00	21.00	3.00	GRN	0.90	30	M653182	12-032	Core		☐	☐	☐
21.00	21.60	0.60	GRN	0.60	100	M653183	12-032	Core		☐	☐	☐
21.60	22.00	0.40	GRN	0.33	83	M653185	12-032	Core		☐	☐	☐
22.00	22.40	0.40	GRN	0.35	88	M653186	12-032	Core		☐	☐	☐
22.40	22.80	0.40	GRN	0.35	88	M653187	12-032	Core		☐	☐	☐
22.80	23.30	0.50	GRN	0.49	98	M653189	12-032	Core		☐	☐	☐
23.30	23.80	0.50	GRN	0.50	100	M653190	12-032	Core		☐	☐	☐
23.80	24.70	0.90	GRN	0.75	83	M653191	12-032	Core		☐	☐	☐
24.70	25.40	0.70	GRN	0.66	94	M653192	12-032	Core		☐	☐	☐
25.40	27.00	1.60	GRN	1.20	75	M653193	12-032	Core		☐	☐	☐
27.00	28.00	1.00	GRN	0.90	90	M653195	12-032	Core		☐	☐	☐

From (m)	To (m)	Interval (m)	Rock Type	Recovery (m)	Recovery %	Sample Number	BatchName	Batch Class	Standard	Blank	1/4 Dup	Coarse Dup
28.00	29.00	1.00	GRN	0.96	96	M653196	12-032	Core		☐	☐	☐
29.00	30.50	1.50	GRN	1.50	100	M653197	12-032	Core		☐	☐	☐
30.50	31.70	1.20	GRN	1.05	88	M653198	12-032	Core		☐	☐	☐
31.70	33.30	1.60	GRN	1.40	88	M653199	12-032	Core		☐	☐	☐
31.70	33.30	1.60	GRN	1.40	88	M653200	12-032	Core		☐	☑	☐
33.30	34.60	1.30	GRN	1.00	77	M653201	12-032	Core		☐	☐	☐
34.60	35.60	1.00	GRN	0.91	91	M653202	12-032	Core		☐	☐	☐
35.60	37.00	1.40	GRN	1.33	95	M653203	12-032	Core		☐	☐	☐
35.60	37.00	1.40	GRN	1.40	100	M653204	12-032	Core		☐	☐	☑
37.00	38.00	1.00	GRN	0.92	92	M653205	12-032	Core		☐	☐	☐
38.00	40.20	2.20	GRN	1.56	71	M653206	12-032	Core		☐	☐	☐
40.20	41.76	1.56	GRN	0.75	48	M653207	12-032	Core		☐	☐	☐
41.76	44.76	3.00	GRN	2.67	89	M653208	12-032	Core		☐	☐	☐
44.76	46.00	1.24	GRN	1.00	81	M653210	12-032	Core		☐	☐	☐
46.00	47.00	1.00	GRN	1.00	100	M653211	12-032	Core		☐	☐	☐
47.00	47.85	0.85	GRN	0.85	100	M653212	12-032	Core		☐	☐	☐
47.85	49.50	1.65	GRN	1.50	91	M653213	12-033	Core		☐	☐	☐
49.50	52.00	2.50	GRN	2.36	94	M653214	12-033	Core		☐	☐	☐
52.00	54.00	2.00	GRN	1.88	94	M653215	12-033	Core		☐	☐	☐
54.00	55.00	1.00	GRN	0.95	95	M653216	12-033	Core		☐	☐	☐
55.00	56.50	1.50	GRN	1.48	99	M653218	12-033	Core		☐	☐	☐
56.50	57.20	0.70	GRN	0.60	86	M653219	12-033	Core		☐	☐	☐
57.20	57.70	0.50	GRN	0.46	92	M653220	12-033	Core		☐	☐	☐
57.70	58.40	0.70	GRN	0.70	100	M653222	12-033	Core		☐	☐	☐
58.40	61.00	2.60	GRN	1.49	57	M653223	12-033	Core		☐	☐	☐
61.00	62.00	1.00	GRN	0.94	94	M653224	12-033	Core		☐	☐	☐
62.00	64.00	2.00	GRN	1.70	85	M653225	12-033	Core		☐	☐	☐
64.00	66.00	2.00	GRN	1.68	84	M653226	12-033	Core		☐	☐	☐
66.00	69.00	3.00	GRN	2.90	97	M653227	12-033	Core		☐	☐	☐

From (m)	To (m)	Interval (m)	Rock Type	Recovery (m)	Recovery %	Sample Number	BatchName	Batch Class	Standard	Blank	1/4 Dup	Coarse Dup
69.00	72.00	3.00	GRN	2.30	77	M653229	12-033	Core		☐	☐	☐
72.00	74.00	2.00	GRN	1.97	99	M653230	12-033	Core		☐	☐	☐
74.00	75.00	1.00	GRN	0.85	85	M653231	12-033	Core		☐	☐	☐
75.00	78.00	3.00	GRN	3.00	100	M653232	12-033	Core		☐	☐	☐
78.00	79.50	1.50	GRN	1.50	100	M653233	12-033	Core		☐	☐	☐
78.00	79.50	1.50	GRN	1.50	100	M653234	12-033	Core		☐	☑	☐
79.50	80.00	0.50	GRN	0.49	98	M653235	12-033	Core		☐	☐	☐
80.00	80.70	0.70	GRN	0.70	100	M653236	12-033	Core		☐	☐	☐
80.70	81.50	0.80	GRN	0.80	100	M653237	12-033	Core		☐	☐	☐
80.70	81.50	0.80	GRN	0.80	100	M653238	12-033	Core		☐	☐	☑
81.50	84.00	2.50	GRN	2.40	96	M653239	12-033	Core		☐	☐	☐
84.00	85.40	1.40	GRN	1.40	100	M653240	12-033	Core		☐	☐	☐
85.40	88.00	2.60	GRN	2.60	100	M653242	12-033	Core		☐	☐	☐
88.00	91.00	3.00	GRN	2.85	95	M653243	12-033	Core		☐	☐	☐
91.00	94.00	3.00	GRN	3.00	100	M653244	12-033	Core		☐	☐	☐
94.00	97.00	3.00	GRN	3.00	100	M653245	12-033	Core		☐	☐	☐
110.80	113.00	2.20	GRN	2.20	100	M653246	12-033	Core		☐	☐	☐
120.20	121.80	1.60	GRN	1.60	100	M653247	12-033	Core		☐	☐	☐
121.80	123.00	1.20	GRN	1.00	83	M653248	12-033	Core		☐	☐	☐
123.00	126.00	3.00	GRN	2.92	97	M653249	12-034	Core		☐	☐	☐
129.00	131.00	2.00	GRN	1.95	98	M653251	12-034	Core		☐	☐	☐
131.00	133.00	2.00	GRN	1.90	95	M653252	12-034	Core		☐	☐	☐
133.00	134.40	1.40	GRN	1.40	100	M653254	12-034	Core		☐	☐	☐
134.40	135.00	0.60	GRN	0.60	100	M653255	12-034	Core		☐	☐	☐
135.00	138.00	3.00	GRN	2.60	87	M653256	12-034	Core		☐	☐	☐
138.00	141.00	3.00	GRN	2.95	98	M653257	12-034	Core		☐	☐	☐
141.00	143.80	2.80	GRN	2.80	100	M653258	12-034	Core		☐	☐	☐
143.80	145.00	1.20	GRN	1.15	96	M653259	12-034	Core		☐	☐	☐
145.00	146.00	1.00	GRN	0.95	95	M653260	12-034	Core		☐	☐	☐

From (m)	To (m)	Interval (m)	Rock Type	Recovery (m)	Recovery %	Sample Number	BatchName	Batch Class	Standard	Blank	1/4 Dup	Coarse Dup
146.00	147.50	1.50	GRN	1.45	97	M653261	12-034	Core		☐	☐	☐
147.50	148.00	0.50	GRN	0.45	90	M653262	12-034	Core		☐	☐	☐
148.00	151.00	3.00	GRN	2.95	98	M653264	12-034	Core		☐	☐	☐
151.00	154.00	3.00	GRN	3.00	100	M653265	12-034	Core		☐	☐	☐
154.00	157.00	3.00	GRN	2.95	98	M653266	12-034	Core		☐	☐	☐
154.00	157.00	3.00	GRN	2.95	98	M653267	12-034	Core		☐	☑	☐
157.00	160.00	3.00	GRN	2.95	98	M653268	12-034	Core		☐	☐	☐
160.00	162.00	2.00	GRN	1.90	95	M653269	12-034	Core		☐	☐	☐
162.00	163.00	1.00	GRN	1.00	100	M653270	12-034	Core		☐	☐	☐
170.70	172.20	1.50	GRN	1.50	100	M653272	12-034	Core		☐	☐	☐
172.20	172.95	0.75	GRN	0.75	100	M653273	12-034	Core		☐	☐	☐
172.95	173.35	0.40	GRN	0.40	100	M653274	12-034	Core		☐	☐	☐
172.95	173.35	0.40	GRN	0.40	100	M653275	12-034	Core		☐	☐	☑
173.35	176.00	2.65	GRN	2.65	100	M653276	12-034	Core		☐	☐	☐
176.00	178.00	2.00	GRN	1.98	99	M653277	12-034	Core		☐	☐	☐
178.00	179.30	1.30	GRN	1.30	100	M653278	12-034	Core		☐	☐	☐
179.30	181.00	1.70	GRN	1.70	100	M653279	12-034	Core		☐	☐	☐
181.00	182.00	1.00	GRN	1.00	100	M653280	12-035	Core		☐	☐	☐
182.00	183.00	1.00	GRN	1.00	100	M653281	12-035	Core		☐	☐	☐
183.00	184.00	1.00	GRN	1.00	100	M653282	12-035	Core		☐	☐	☐
183.00	184.00	1.00	GRN	1.00	100	M653283	12-035	Core		☐	☐	☑
184.00	185.00	1.00	GRN	1.00	100	M653284	12-035	Core		☐	☐	☐
185.00	186.00	1.00	GRN	1.00	100	M653285	12-035	Core		☐	☐	☐
186.00	188.00	2.00	GRN	2.00	100	M653286	12-035	Core		☐	☐	☐
188.00	188.80	0.80	GRN	0.80	100	M653287	12-035	Core		☐	☐	☐
188.80	189.80	1.00	GRN	1.00	100	M653289	12-035	Core		☐	☐	☐
189.80	192.00	2.20	GRN	1.00	45	M653290	12-035	Core		☐	☐	☐
192.00	195.00	3.00	GRN	3.00	100	M653291	12-035	Core		☐	☐	☐
195.00	198.00	3.00	GRN	3.00	100	M653292	12-035	Core		☐	☐	☐

From (m)	To (m)	Interval (m)	Rock Type	Recovery (m)	Recovery %	Sample Number	BatchName	Batch Class	Standard	Blank	1/4 Dup	Coarse Dup
198.00	201.00	3.00	GRN	3.00	100	M653293	12-035	Core		☐	☐	☐
201.00	204.00	3.00	GRN	2.90	97	M653294	12-035	Core		☐	☐	☐
213.00	215.60	2.60	GRN	2.50	96	M653296	12-035	Core		☐	☐	☐
215.60	216.15	0.55	GRN	0.53	96	M653297	12-035	Core		☐	☐	☐
216.15	219.00	2.85	GRN	2.82	99	M653299	12-035	Core		☐	☐	☐
219.00	222.00	3.00	GRN	2.95	98	M653300	12-035	Core		☐	☐	☐
222.00	223.20	1.20	GRN	1.20	100	M653301	12-035	Core		☐	☐	☐
223.20	224.60	1.40	GRN	1.40	100	M653302	12-035	Core		☐	☐	☐
224.60	227.00	2.40	GRN	2.40	100	M653303	12-035	Core		☐	☐	☐
227.00	230.00	3.00	GRN	3.00	100	M653304	12-035	Core		☐	☐	☐
227.00	230.00	3.00	GRN	3.00	100	M653305	12-035	Core		☐	☑	☐
230.00	232.60	2.60	GRN	2.57	99	M653306	12-035	Core		☐	☐	☐
232.60	233.20	0.60	GRN	0.60	100	M653307	12-035	Core		☐	☐	☐
233.20	236.00	2.80	GRN	2.78	99	M653308	12-035	Core		☐	☐	☐
236.00	239.00	3.00	GRN	2.95	98	M653309	12-035	Core		☐	☐	☐
239.00	242.00	3.00	GRN	3.00	100	M653311	12-035	Core		☐	☐	☐
242.00	243.50	1.50	GRN	1.50	100	M653312	12-035	Core		☐	☐	☐
243.50	245.00	1.50	GRN	1.50	100	M653313	12-035	Core		☐	☐	☐
245.00	248.00	3.00	GRN	3.00	100	M653314	12-035	Core		☐	☐	☐
268.50	269.50	1.00	GRN	1.00	100	M653315	12-035	Core		☐	☐	☐

From (m)	To (m)	Interval (m)	Recovery (m)	Recovery %	RQD	RQD %	Reactivity	Hardness	Weathering	Comments
0.00	11.28	11.28	0	0	0.00	0	0R	--	--	Casing
11.28	14.33	3.05	0.42	14	0.00	0	0R	3H	4W	Unable to take Joint measurements
14.33	17.37	3.04	0.12	4	0.00	0	0R	3H	4W	Unable to take Joint measurements
17.37	20.42	3.05	0.14	5	0.00	0	0R	3H	4W	Unable to take Joint measurements
20.42	23.47	3.05	2.43	80	0.00	0	0R	3H	3W	
23.47	26.52	3.05	2.07	68	0.00	0	0R	3H	3W	
26.52	29.57	3.05	2.75	90	0.14	5	0R	3H	3W	
29.57	32.61	3.04	2.76	91	0.43	14	0R	3H	3W	
32.61	35.66	3.05	2.59	85	0.36	12	0R	3H	3W	
35.66	38.71	3.05	2.72	89	0.90	30	0R	3H	4W	
38.71	41.76	3.05	1.68	55	0.00	0	0R	3H	4W	
41.76	44.81	3.05	2.5	82	0.57	19	0R	4H	3W	
44.81	47.85	3.04	2.84	93	0.34	11	0R	2H	4W	
47.85	50.90	3.05	2.51	82	0.80	26	0R	3H	3W	
50.90	53.95	3.05	2.89	95	0.68	22	0R	3H	3W	
53.95	57.00	3.05	2.82	92	0.92	30	0R	3H	3W	
57.00	60.05	3.05	1.89	62	0.61	20	0R	4H	2W	
60.05	63.09	3.04	2.44	80	0.34	11	0R	4H	2W	
63.09	66.14	3.05	2.47	81	0.69	23	0R	4H	2W	
66.14	69.19	3.05	2.95	97	0.33	11	0R	3H	2W	
69.19	72.24	3.05	1.66	54	0.00	0	0R	3H	2W	
72.24	75.29	3.05	2.49	82	0.40	13	0R	4H	2W	
75.29	78.33	3.04	2.91	96	1.41	46	0R	4H	2W	
78.33	81.38	3.05	3.02	99	1.51	50	0R	4H	2W	
81.38	84.43	3.05	2.82	92	1.99	65	0R	4H	1W	
84.43	87.48	3.05	2.95	97	2.55	84	0R	4H	1W	
87.48	90.53	3.05	3.03	99	2.95	97	0R	4H	1W	
90.53	93.57	3.04	3.04	100	2.83	93	0R	4H	1W	
93.57	96.62	3.05	3.04	100	3.04	100	0R	4H	1W	

From (m)	To (m)	Interval (m)	Recovery (m)	Recovery %	RQD	RQD %	Reactivity	Hardness	Weathering	Comments
96.62	99.67	3.05	2.9	95	2.87	94	0R	4H	1W	
99.67	102.72	3.05	3.03	99	3.03	99	0R	4H	1W	
102.72	105.77	3.05	3.05	100	3.02	99	0R	4H	1W	
105.77	108.81	3.04	3.04	100	2.83	93	0R	4H	1W	
108.81	111.86	3.05	3.04	100	2.83	93	0R	4H	1W	
111.86	114.91	3.05	2.95	97	1.80	59	0R	4H	1W	
114.91	117.96	3.05	3.05	100	1.75	57	0R	4H	1W	
117.96	121.01	3.05	3.01	99	3.01	99	0R	4H	1W	
121.01	124.05	3.04	2.66	88	1.96	64	0R	4H	1W	
124.05	127.10	3.05	3.05	100	2.75	90	0R	4H	1W	
127.10	130.15	3.05	2.85	93	1.88	62	0R	4H	1W	
130.15	133.19	3.04	2.91	96	1.48	49	0R	3H	2W	
133.19	136.25	3.06	3.05	100	0.76	25	0R	3H	1W	
136.25	139.29	3.04	2.6	86	0.60	20	0R	3H	2W	
139.29	142.34	3.05	3.04	100	2.45	80	0R	4H	1W	
142.34	145.39	3.05	2.9	95	1.35	44	0R	3H	2W	
145.39	148.44	3.05	2.92	96	2.07	68	0R	3H	2W	
148.44	151.49	3.05	2.95	97	1.48	49	0R	4H	1W	
151.49	154.53	3.04	3.04	100	2.90	95	0R	4H	1W	
154.53	157.58	3.05	3.05	100	2.96	97	0R	4H	1W	
157.58	160.63	3.05	3	98	2.96	97	0R	4H	1W	
160.63	163.68	3.05	3.04	100	2.85	93	0R	3H	1W	
163.68	166.73	3.05	3.05	100	3.02	99	0R	4H	1W	
166.73	169.77	3.04	2.99	98	2.90	95	0R	4H	1W	
169.77	172.82	3.05	3.05	100	2.76	90	0R	4H	1W	
172.82	175.87	3.05	3.05	100	2.90	95	0R	4H	1W	
175.87	178.92	3.05	3.02	99	2.70	89	0R	3H	1W	
178.92	181.97	3.05	3.05	100	2.32	76	0R	4H	1W	
181.97	185.01	3.04	3.04	100	3.04	100	0R	4H	1W	
185.01	188.06	3.05	3.05	100	3.05	100	0R	4H	1W	
188.06	191.11	3.05	3.05	100	3.05	100	0R	4H	1W	

From (m)	To (m)	Interval (m)	Recovery (m)	Recovery %	RQD	RQD %	Reactivity	Hardness	Weathering	Comments
191.11	194.16	3.05	3.05	100	3.04	100	0R	4H	1W	
194.16	197.21	3.05	3.04	100	2.87	94	0R	4H	1W	
197.21	200.25	3.04	3.04	100	3.04	100	0R	4H	1W	
200.25	203.30	3.05	3.05	100	3.05	100	0R	4H	1W	
203.30	206.35	3.05	2.88	94	1.61	53	0R	2H	4W	
206.35	209.40	3.05	3.05	100	1.38	45	0R	2H	4W	
209.40	212.45	3.05	2.89	95	0.48	16	0R	2H	4W	
212.45	215.49	3.04	2.9	95	2.85	94	0R	3H	2W	
215.49	218.54	3.05	2.98	98	2.98	98	0R	4H	1W	
218.54	221.59	3.05	3.05	100	3.05	100	0R	4H	1W	
221.59	224.64	3.05	3.05	100	2.80	92	0R	4H	1W	
224.64	227.69	3.05	3.05	100	3.05	100	0R	4H	1W	
227.69	230.73	3.04	3.04	100	1.41	46	0R	3H	3W	
230.73	233.78	3.05	3.02	99	2.99	98	0R	4H	1W	
233.78	236.83	3.05	3	98	1.70	56	0R	3H	2W	
236.83	239.88	3.05	3.03	99	2.54	83	0R	3H	2W	
239.88	242.93	3.05	3.05	100	3.05	100	0R	3H	1W	
242.93	245.97	3.04	3.04	100	2.84	93	0R	4H	1W	
245.97	249.02	3.05	3.04	100	2.45	80	0R	4H	1W	
249.02	252.07	3.05	3.02	99	2.57	84	0R	4H	1W	
252.07	255.12	3.05	3.05	100	2.55	84	0R	4H	2W	
255.12	258.17	3.05	2.96	97	2.90	95	0R	4H	1W	
258.17	261.21	3.04	3.04	100	2.29	75	0R	3H	2W	
261.21	264.26	3.05	2.98	98	2.75	90	0R	3H	1W	
264.26	267.31	3.05	3.02	99	3.02	99	0R	4H	1W	
267.31	268.83	1.52	1.52	100	1.52	100	0R	4H	1W	
268.83	271.88	3.05	3.05	100	2.95	97	0R	4H	1W	
271.88	274.93	3.05	3.05	100	1.54	50	0R	4H	1W	

Depth (m)	Magnetic Susceptibility	Rock Type	Comments
1	0	CAS	No Recovery
2	0	CAS	No Recovery
3	0	CAS	No Recovery
4	0	CAS	No Recovery
5	0	CAS	No Recovery
6	0	CAS	No Recovery
7	0	CAS	No Recovery
8	0	CAS	No Recovery
9	0	CAS	No Recovery
10	0	CAS	No Recovery
11	0	CAS	No Recovery
12	0	GRN	Rubble
13	0	GRN	Rubble
14	0	GRN	Rubble
15	0	GRN	Rubble
16	0	GRN	Rubble
17	0	GRN	Rubble
18	0	GRN	Rubble
19	0	GRN	Rubble
20	0	GRN	Rubble
21	0.058	GRN	
22	0.493	GRN	
23	1.74	GRN	
24	0.042	GRN	
25	0.212	GRN	
26	0.037	GRN	
27	0.039	GRN	
28	0.045	GRN	
29	0	GRN	Rubble
30	0.058	GRN	
31	0	GRN	Rubble
32	0.133	GRN	
33	0.029	GRN	
34	0.063	GRN	
35	0.081	GRN	
36	0.086	GRN	
37	0.214	GRN	
38	0.145	GRN	
39	0.059	GRN	
40	0	GRN	Rubble
41	0.61	GRN	
42	0.253	GRN	
43	0.037	GRN	
44	0.064	GRN	
45	0.068	GRN	
46	0.049	GRN	
47	0.372	GRN	
48	0.045	GRN	
49	0.063	GRN	
50	0.186	GRN	
51	0.056	GRN	
52	0.198	GRN	
53	0.033	GRN	
54	0.103	GRN	
55	0.06	GRN	
56	0.12	GRN	
57	0.155	GRN	
58	0.05	GRN	

Depth (m)	Magnetic Susceptibility	Rock Type	Comments
59	0.176	GRN	
60	0.292	GRN	
61	0.176	GRN	
62	0.199	GRN	
63	0.133	GRN	
64	0.075	GRN	
65	0.057	GRN	
66	0	GRN	Rubble
67	0.023	GRN	
68	0.044	GRN	
69	0.044	GRN	
70	0.025	GRN	
71	0	GRN	Rubble
72	0	GRN	Rubble
73	0.04	GRN	
74	0.42	GRN	
75	0.075	GRN	
76	0.044	GRN	
77	0.057	GRN	
78	0.01	GRN	
79	0.235	GRN	
80	0.527	GRN	
81	0.047	GRN	
82	0.152	GRN	
83	0.749	GRN	
84	0.05	GRN	
85	0.252	GRN	
86	0.211	GRN	
87	0.192	GRN	
88	0.245	GRN	
89	0.21	GRN	

Depth (m)	Magnetic Susceptibility	Unit	Comments
90	0.231	GRN	
91	0.226	GRN	
92	0.221	GRN	
93	0.125	GRN	
94	0.316	GRN	
95	0.188	GRN	
96	0.355	GRN	
97	0.132	GRN	
98	0.19	GRN	
99	0.219	GRN	
100	0.362	GRN	
101	0.578	GRN	
102	0.439	GRN	
103	0.219	GRN	
104	0.141	GRN	
105	0.191	GRN	
106	0.197	GRN	
107	0.245	GRN	
108	0.373	GRN	
109	0.208	GRN	
110	0.177	GRN	
111	0.334	GRN	
112	0.191	GRN	
113	0.244	GRN	
114	0.233	GRN	
115	0.196	GRN	
116	0.194	GRN	
117	0.234	GRN	
118	0.175	GRN	
119	0.183	GRN	
120	0.154	GRN	

Depth (m)	Magnetic Susceptibility	Rock Type	Comments
121	0.188	GRN	
122	0.112	GRN	
123	0.158	GRN	
124	0.162	GRN	
125	0.208	GRN	
126	0.248	GRN	
127	0.28	GRN	
128	0.212	GRN	
129	0.182	GRN	
130	0.174	GRN	
131	0.16	GRN	
132	0.099	GRN	
133	0.165	GRN	
134	0	GRN	Broken
135	0.159	GRN	
136	0.369	GRN	
137	0	GRN	Broken
138	0.17	GRN	
139	0.19	GRN	
140	0.165	GRN	
141	0.232	GRN	
142	0.194	GRN	
143	0.17	GRN	
144	0.177	GRN	
145	0.218	GRN	
146	0.329	GRN	
147	0.99	GRN	
148	0.475	GRN	
149	0.239	GRN	
150	0.172	GRN	
151	0	GRN	Broken

Depth (m)	Magnetic Susceptibility	Unit	Comments
152	0.191	GRN	
153	0.269	GRN	
154	0.727	GRN	
155	0.288	GRN	
156	0.213	GRN	
157	0.225	GRN	
158	0.152	GRN	
159	0.181	GRN	
160	0.154	GRN	
161	0.149	GRN	
162	2.175	GRN	
163	0.225	GRN	
164	0.139	GRN	
165	0.145	GRN	
166	0.257	GRN	
167	0.398	GRN	
168	0.194	GRN	
169	0.187	GRN	
170	0.203	GRN	
171	0.681	GRN	
172	0.15	GRN	
173	0.231	GRN	
174	0.03	GRN	
175	0.17	GRN	
176	0.037	GRN	
177	0.066	GRN	
178	0.242	GRN	
179	0.036	GRN	
180	0.217	GRN	
181	0.256	GRN	
182	0.206	GRN	

Depth (m)	Magnetic Susceptibility	Rock Type	Comments
183	0.345	GRN	
184	1.655	GRN	
185	0.143	GRN	
186	0.023	GRN	
187	0.206	GRN	
188	0.342	GRN	
189	0.131	GRN	
190	0.32	GRN	
191	0.241	GRN	
192	0.17	GRN	
193	0.029	GRN	
194	0.19	GRN	
195	0.129	GRN	
196	0.123	GRN	
197	0.125	GRN	
198	0.265	GRN	
199	0.286	GRN	
200	0.193	GRN	
201	0.139	GRN	
202	0.12	GRN	
203	0.193	GRN	
204	0.204	GRN	
205	0	GRN	Broken
206	0.582	GRN	
207	0.177	GRN	
208	0.789	GRN	
209	0.418	GRN	
210	0	GRN	Broken
211	0	GRN	Broken
212	0	GRN	Broken
213	0.281	GRN	
214	0.212	GRN	
215	0.06	GRN	
216	0.621	GRN	
217	0.25	GRN	
218	0.235	GRN	
219	0.213	GRN	
220	0.133	GRN	
221	0.024	GRN	
222	0.909	GRN	
223	0.218	GRN	
224	0.186	GRN	
225	0.215	GRN	
226	0.222	GRN	
227	0.244	GRN	
228	0.026	GRN	
229	0.198	GRN	
230	0.14	GRN	
231	0.131	GRN	
232	0.12	GRN	
233	4.17	GRN	
234	0.203	GRN	
235	0.52	GRN	
236	0.269	GRN	
237	0.224	GRN	
238	0.202	GRN	
239	0	GRN	Broken
240	0.144	GRN	
241	0.159	GRN	
242	0.23	GRN	
243	32.36	GRN	
244	0.176	GRN	

Depth (m)	Magnetic Susceptibility	Rock Type	Comments
245	0.203	GRN	
246	0.24	GRN	
247	0.173	GRN	
248	0.115	GRN	
249	0.181	GRN	
250	0.359	GRN	
251	0.424	GRN	
252	0.313	GRN	
253	0.304	GRN	
254	0.319	GRN	
255	0.192	GRN	
256	0.172	GRN	
257	0.131	GRN	
258	0.153	GRN	
259	0.14	GRN	
260	0	GRN	Broken
261	0.24	GRN	
262	0.376	GRN	
263	0.14	GRN	
264	0.26	GRN	
265	0.202	GRN	
266	0.194	GRN	
267	0.32	GRN	
268	0.198	GRN	
269	0.181	GRN	
270	0.125	GRN	
271	0.083	GRN	
272	0.248	GRN	
273	0.161	GRN	
274	0.171	GRN	

Depth (m)	Magnetic Susceptibility	Unit	Comments

Hole Name

Hole Name	From (m)	Length (m)	Core Size	Rock Type	Weight in Air (g)	Weight in Water (g)	Density (g/cm3)	Specific Gravity	Comments
SNP-12-006									
	75.4	15.1	BTW	GRN	549	340.2	2.7	2.6	Granite
	105	15	BTW	GRN	555	346.6	2.7	2.7	Granite
	136.07	14.9	BTW	GRN	501.7	299	2.5	2.5	Granite
	159	14.5	BTW	GRN	541.9	337	2.7	2.6	Granite
	190	14.6	BTW	GRN	527.9	330	2.6	2.7	Granite
	215	14.2	BTW	GRN	456	252.7	2.3	2.2	Granite
	236	14.8	BTW	GRN	525	320	2.6	2.6	Fresh Granite
	258	14.4	BTW	GRN	491	284	2.5	2.4	Granite

Keg - Silver Range

Archer, Cathro & Associates (1981) Limited

Grid East	Grid North	Easting	Northing	Elevation	Depth (m)
		599675	6912851	1707	123.44

ZONE: SNAP

SECTION:

HOLE: SNP-12-007

CLAIM: YD118171

Contractor: Beaudoin

Drill: 2

Core Size: BTW

Casing Depth: 7.62m, Out

Drilling Dates: Aug 12 - Aug 14, 2012

Geology Logged By: H. Friday

SURVEY			
Depth (m)	Azimuth	Dip	Method

TARGET:

SUMMARY			
From (m)	To (m)	Interval (m)	Rock Type
0	7.62	7.62	CAS
7.62	123.44	115.82	GRN

SAMPLES	
Numbers:	M389501 to M389517, M653376 to M653400
Total:	46
Batch:	037, 038
Certificates:	WH12199289, WH12202886

COMMENTS

Box Log

SNP-12-007

Silver Range
SNAP Zone

Archer,Cathro & Associates (1981) Limited

Box Number	From (m)	To (m)
1	7.62	13.12
2	13.12	18.31
3	18.31	24.3
4	24.3	29.76
5	29.76	35.66
6	35.66	41
7	41	45.65
8	45.65	50.95
9	50.95	55.82
10	55.82	61.48
11	61.48	66.4
12	66.4	71.58
13	71.58	77
14	77	82.3
15	82.3	87.48
16	87.48	92.37
17	92.37	97.81
18	97.81	103.4
19	103.4	109.42
20	109.42	116.35
21	116.35	121.32
22	121.32	123.44

Box Number	From (m)	To (m)

Box Number	From (m)	To (m)

From (m)	To (m)	Interval (m)	Rock Type	Grain Size	Description	Shade	Colour	Texture	Alteration	Intensity	Mineral	Conc.
0.00	7.62	7.62	CAS	--	Casing							
						--	--	---	---	--	--	0
7.62	11.02	3.40	GRN	MG	Light grey to tan moderately argillicly altered and weakly oxidized granite. Oxidation more pervasive on fracture surfaces. Segments of grit and rubble throughout interval.							
						LT	GY	PH	OXI	2I	--	0
						LT	TN		ARG	3I		
11.02	18.92	7.90	GRN	MG	Medium grey to tan phaneritic to mildly foliated granite. Foliation ranging from 10-25 degrees TCA, and defined by grey/tan colour banding and weak alignment of micas (?). Weak oxidation seen on and occasionally enveloping fracture surfaces and veinlets. Manganese oxide seen on select fracture surfaces.							
						MD	GY	PH	OXI	2I	--	0
						MD	TN	FO	MNO	1I		
18.92	27.25	8.33	GRN	MG	Light to medium tan to brown granite with patchy argillic and silic alteration throughout - 80 percent of interval is argillic, 30 percent silic overprinting argillic. Oxidation seen throughout on all fracture surfaces - and enveloping veinletts/stringers to upto 2cm on either side. Manganese oxide seen on majority of fracture surfaces. Trace sphalerite also seen on fractures. Dark brown stringers seen throughout (MNO?)							
						MD	BN		SIL	1I		
						LT	TN	PH	ARG	2I	Sp	0.01
									OXI	3I		
									MNO	1I		
27.25	36.23	8.98	GRN	MG	Medium grey phaneritic granite with weak oxidation and manganese oxide seen on fracture surfaces. Localized moderate argillic alteration throughout - typically 20-30cm segments with weak oxidation. Argillic zones typically rubble to grit.							
						MD	GY	PH	OXI	2I	--	0

From (m)	To (m)	Interval (m)	Rock Type	Grain Size	Description	Shade	Colour	Texture	Alteration	Intensity	Mineral	Conc.
									MNO	1I		
									ARG	2I		
36.23	41.23	5.00	GRN	MG	Medium grey phaneritic granite with weak oxidation seen on fracture surfaces and weak argillic alteration throughout - very localized and typically only 20cm. Manganese oxide seen on select fracture surfaces.							
						MD	GY	PH	OXI	1I	--	0
									MNO	1I		
									ARG	1I		
41.23	41.76	0.53	GRN	MG	Light grey to tan strongly argillicly altered granite. Interval grit to rubble. Weak oxidation and manganese oxide on fracture surfaces.							
						LT	TN	RB	OXI	1I		
						LT	GY	PH	ARG	4I	--	0
									MNO	1I		
41.76	45.19	3.43	GRN	MG	Medium to light grey phaneritic granite with moderate oxidation throughout - mainly on and enveloping fracture surfaces. Weak manganese oxide also seen on fracture surfaces. Localized weak to moderate argillic alteration throughout. Trace pyrite seen in quartz veinlets and stringers throughout.							
						MD	GY	PH	OXI	2I	Py	0.01
						LT	GY		ARG	1I		
									MNO	1I		
45.19	48.81	3.62	GRN	MG	Medium brown-grey phaneritic granite with moderate oxidation throughout. Moderate manganese oxide also seen - mainly on fracture surfaces. Localized argillic alteration throughout. Interval highly fractured to rubble. Galena seen in small quartz vein at 47.85m.							
						MD	GN	PH	OXI	3I	Gn	0.01
						MD	GY		MNO	2I		
									ARG	2I		

From (m)	To (m)	Interval (m)	Rock Type	Grain Size	Description	Shade	Colour	Texture	Alteration	Intensity	Mineral	Conc.
48.81	53.31	4.50	GRN	MG	Light to medium grey to tan strongly argillicly altered granite. Weak to moderate oxidation throughout. Weak manganese oxide seen on select fracture surfaces. Rubble segments throughout interval .							
						MD	TN	RB	OXI	2I		
						LT	GY	PH	ARG	4I	--	0
									MNO	1I		
53.31	57.79	4.48	GRN	MG	Medium grey phaneritic granite with weak to moderate oxidation on and surrounding fracture surfaces. Weak manganese oxide on select fractures and localized weak argillic alteration throughout - typically enveloping stringers.							
						MD	GY	PH	ARG	1I	--	0
									OXI	2I		
									MNO	1I		
57.79	61.24	3.45	GRN	MG	Light to medium grey to tan strongly argillicly altered phaneritic granite. Weak to moderate oxidation throughout. Small grit to rubble segments of intense argillicly altered granite.							
						MD	TN		OXI	2I		
						LT	GY	PH	ARG	4I	--	0
61.24	69.49	8.25	GRN	MG	Medium to light grey phaneritic granite with localized weak argilic alteration throughout. Weak oxidation seen on select fracture surfaces. Argillic alteration more pervasive 30cm before next interval. Trace sphalerite and pyrite seen in blebs around lower contact into next interval.							
						MD	GY	PH	ARG	2I	Py	0.01
						LT	GY		OXI	1I	Sp	0.01
69.49	70.67	1.18	GRN	MG	Medium brown strongly argillicly altered granite. Moderate oxidation throughout. Interval competent to grit. Sharp contacts.							
						MD	BN	PH	ARG	4I	--	0
									OXI	3I		

From (m)	To (m)	Interval (m)	Rock Type	Grain Size	Description	Shade	Colour	Texture	Alteration	Intensity	Mineral	Conc.
70.67	103.40	32.73	GRN	MG	Medium grey phaneritic granite. Small 5mm veinlets throughout hosting very fine grained pyrite. Argillic alteration halos seen around veinlets - 10cm envelope on either side. Trace arseno pyrite (?) blebs seen in the alteration halos -- too fine grained to tell. Small 20cm segments of moderate oxidation and rubble throughout interval. Segments with more biotite-rich bands throughout - bands typically 0.5 - 1cm thick.							
						MD	GY	PH	OXI	1I	As	0.01
									ARG	1I	Py	0.01
									SIL	1I		
103.40	105.04	1.64	GRN	MG	Medium to light grey intensely argillic granite. Entire interval grit to rubble. Weak oxidation seen locally throughout. Competent pieces throughout. Competent pieces throughout approx. 10cm and moderately silicified (?).							
						MD	GY	RB	OXI	1I	--	0
						LT	GY		ARG	5I		
									SIL	1I		
105.04	114.58	9.54	GRN	MG	Medium to light grey phaneritic granite with localized argillic alteration throughout. Argillic segments up to 70cm and grit. Silicified argillic alteration also seen around small 5mm veinlets with a 20cm envelope. Trace fine grained pyrite seen as blebs and euhedral crystals throughout veinlets. Small bands 5mm to 1cm of more biotite-rich granite. Weak oxidation through competent granite and moderate oxidation through heavy argillic altered segments. Small ankerite (?) seamlets seen throughout.							
						MD	GY	PH	OXI	2I	Py	0.01
						LT	GY		SIL	1I		
									ARG	2I		

From (m)	To (m)	Interval (m)	Rock Type	Grain Size	Description	Shade	Colour	Texture	Alteration	Intensity	Mineral	Conc.
114.58	119.47	4.89	GRN	MG	Light grey to tan weakly argilic altered granite. Localized silicification seen around veinlets. Small 5mm sulphide (sphalerite and pyrite) veinlets throughout, often discontinuous. 2 larger quartz-sulphide veins seen at 115.11m and 119.48m. Both very rubbly and 10-20cm thick. Pyrite, galena and sphalerite seen in these. Up to 30cm zones of intense argillic alteration - grit to rubble, throughout. Weak to moderate oxidation throughout, mainly in the moderate to intense argillic zones.							
						LT	GY	PH	SIL	4I	Py	0.01
						LT	TN		ARG	2I	Gn	0.01
									OXI	2I	Sp	0.01
119.47	123.44	3.97	GRN	MG	Medium to light grey to tan granite with localized moderate argillic alteration seen throughout - often enveloping small veinlets and stringers. Veinlets and stringers are quartz-pyrite and clay (?) - very soft, light tan coloured stringers. Argillic alteration surrounding these, often with a 2-5cm halo of silicification.							
						MD	GY	PH	ARG	2I	Py	0.01
						LT	TN		OXI	1I		
									SIL	1I		

From (m)	To (m)	Interval (m)	Rock Type	Recovery (m)	Recovery %	Sample Number	BatchName	Batch Class	Standard	Blank	1/4 Dup	Coarse Dup
0.00	0.00	0.00	-QC-	0.00	0	M389515	12-038	Core		☑	☐	☐
0.00	0.00	0.00	-QC-	0.00	0	M653386	12-037	Core	ME8	☐	☐	☐
0.00	0.00	0.00	-QC-	0.00	0	M653393	12-038	Core	ME8	☐	☐	☐
0.00	0.00	0.00	-QC-	0.00	0	M653399	12-038	Core		☑	☐	☐
0.00	0.00	0.00	-QC-	0.00	0	M389510	12-038	Core	ME8	☐	☐	☐
7.62	9.50	1.88	GRN, CAS	1.85	98	M653376	12-037	Core		☐	☐	☐
9.50	11.28	1.78	GRN	0.93	52	M653377	12-037	Core		☐	☐	☐
11.28	14.33	3.05	GRN	3.05	100	M653378	12-037	Core		☐	☐	☐
14.33	17.37	3.04	GRN	2.90	95	M653379	12-037	Core		☐	☐	☐
17.37	18.92	1.55	GRN	1.55	100	M653380	12-037	Core		☐	☐	☐
18.92	20.42	1.50	GRN	1.24	83	M653381	12-037	Core		☐	☐	☐
20.42	22.42	2.00	GRN	1.79	90	M653382	12-037	Core		☐	☐	☐
20.42	22.42	2.00	GRN	1.79	90	M653383	12-037	Core		☐	☐	☑
22.42	24.42	2.00	GRN	1.57	79	M653384	12-037	Core		☐	☐	☐
24.42	25.92	1.50	GRN	1.41	94	M653385	12-037	Core		☐	☐	☐
25.92	27.25	1.33	GRN	1.18	89	M653387	12-037	Core		☐	☐	☐
27.25	29.57	2.32	GRN	2.18	94	M653388	12-038	Core		☐	☐	☐
29.57	32.61	3.04	GRN	3.04	100	M653389	12-038	Core		☐	☐	☐
32.61	34.77	2.16	GRN	2.11	98	M653390	12-038	Core		☐	☐	☐
34.77	36.23	1.46	GRN	1.25	86	M653391	12-038	Core		☐	☐	☐
36.23	38.71	2.48	GRN	2.48	100	M653392	12-038	Core		☐	☐	☐
38.71	41.76	3.05	GRN	2.84	93	M653394	12-038	Core		☐	☐	☐
41.76	43.69	1.93	GRN	1.93	100	M653395	12-038	Core		☐	☐	☐
43.69	45.19	1.50	GRN	1.34	89	M653396	12-038	Core		☐	☐	☐
45.19	47.00	1.81	GRN	1.81	100	M653397	12-038	Core		☐	☐	☐
47.00	48.81	1.81	GRN	1.39	77	M653398	12-038	Core		☐	☐	☐
48.81	50.81	2.00	GRN	1.98	99	M653400	12-038	Core		☐	☐	☐

From (m)	To (m)	Interval (m)	Rock Type	Recovery (m)	Recovery %	Sample Number	BatchName	Batch Class	Standard	Blank	1/4 Dup	Coarse Dup
50.81	53.31	2.50	GRN	2.50	100	M389501	12-038	Core		☐	☐	☐
57.79	59.79	2.00	GRN	1.68	84	M389502	12-038	Core		☐	☐	☐
57.79	59.79	2.00	GRN	1.68	84	M389503	12-038	Core		☐	☐	☑
59.79	61.24	1.45	GRN	1.45	100	M389504	12-038	Core		☐	☐	☐
69.49	70.67	1.18	GRN	1.18	100	M389505	12-038	Core		☐	☐	☐
103.40	105.04	1.64	GRN	1.34	82	M389506	12-038	Core		☐	☐	☐
105.04	107.28	2.24	GRN	1.98	88	M389507	12-038	Core		☐	☐	☐
107.28	110.28	3.00	GRN	1.92	64	M389508	12-038	Core		☐	☐	☐
110.28	112.78	2.50	GRN	1.57	63	M389509	12-038	Core		☐	☐	☐
112.78	114.28	1.50	GRN	1.36	91	M389511	12-038	Core		☐	☐	☐
114.28	116.28	2.00	GRN	1.56	78	M389512	12-038	Core		☐	☐	☐
116.28	118.28	2.00	GRN	1.70	85	M389513	12-038	Core		☐	☐	☐
118.28	119.48	1.20	GRN	1.20	100	M389514	12-038	Core		☐	☐	☐
119.48	120.98	1.50	GRN	1.50	100	M389516	12-038	Core		☐	☐	☐
120.98	123.44	2.46	GRN	2.46	100	M389517	12-038	Core		☐	☐	☐

From (m)	To (m)	Interval (m)	Recovery (m)	Recovery %	RQD	RQD %	Reactivity	Hardness	Weathering	Comments
0.00	7.62	7.62	0	0	0.00	0	0R	--	--	Overburden
7.62	8.23	0.61	0.61	100	0.32	52	0R	2H	4W	
8.23	11.28	3.05	2.3	75	0.23	8	0R	2H	4W	
11.28	14.33	3.05	3.05	100	1.30	43	0R	4H	2W	
14.33	17.37	3.04	2.9	95	0.71	23	0R	3H	2W	
17.37	20.42	3.05	2.85	93	0.70	23	0R	3H	2W	
20.42	23.47	3.05	2.83	93	1.26	41	0R	3H	2W	
23.47	26.52	3.05	2.86	94	1.66	54	0R	3H	2W	
26.52	29.57	3.05	2.81	92	2.11	69	0R	4H	2W	
29.57	32.61	3.04	2.65	87	0.77	25	0R	3H	2W	
32.61	35.66	3.05	2.87	94	1.61	53	0R	4H	2W	
35.66	38.71	3.05	3.05	100	1.79	59	0R	4H	1W	
38.71	41.76	3.05	2.85	93	1.43	47	0R	4H	2W	
41.76	44.81	3.05	2.97	97	1.75	57	0R	4H	2W	
44.81	47.85	3.04	2.95	97	1.00	33	0R	3H	3W	
47.85	50.90	3.05	2.75	90	0.00	0	0R	2H	4W	
50.90	53.95	3.05	3.05	100	2.75	90	0R	2H	4W	
53.95	57.00	3.05	3	98	2.08	68	0R	4H	2W	
57.00	60.05	3.05	2.75	90	1.31	43	0R	4H	2W	
60.05	63.09	3.04	2.99	98	1.33	44	0R	2H	3W	
63.09	66.14	3.05	3.05	100	1.30	43	0R	3H	3W	
66.14	69.19	3.05	3.05	100	2.51	82	0R	4H	1W	
69.19	72.24	3.05	2.82	92	1.42	47	0R	2H	4W	
72.24	75.29	3.05	3.03	99	2.48	81	0R	4H	2W	
75.29	78.33	3.04	2.85	94	2.85	94	0R	4H	1W	
78.33	81.38	3.05	3.04	100	2.75	90	0R	4H	1W	
81.38	84.43	3.05	3.05	100	2.80	92	0R	4H	1W	
84.43	87.48	3.05	3.05	100	3.05	100	0R	4H	1W	
87.48	90.53	3.05	3.05	100	2.39	78	0R	4H	2W	10cm stick up.

From (m)	To (m)	Interval (m)	Recovery (m)	Recovery %	RQD	RQD %	Reactivity	Hardness	Weathering	Comments
90.53	93.57	3.04	2.93	96	2.50	82	0R	4H	1W	
93.57	96.62	3.05	2.64	87	1.95	64	0R	4H	1W	Joint set has variable 20-40 TCA.
96.62	99.67	3.05	2.98	98	2.48	81	0R	3H	2W	
99.67	102.72	3.05	2.9	95	1.90	62	0R	4H	1W	
102.72	105.77	3.05	2.95	97	1.22	40	0R	2H	1W	Strong argillic altn.
105.77	108.81	3.04	2	66	0.77	25	0R	3H	2W	Broken, rough driller breaks only.
108.81	111.86	3.05	1.85	61	0.61	20	0R	3H	2W	
111.86	114.91	3.05	2.9	95	1.10	36	0R	3H	2W	
114.91	117.96	3.05	2.29	75	1.13	37	0R	3H	2W	
117.96	121.01	3.05	3.05	100	1.00	33	0R	3H	2W	Mostly argillic altd. Rubble.
121.01	123.44	2.43	2.4	99	1.70	70	0R	3H	1W	EOH

Depth (m)	Magnetic Susceptibility	Rock Type	Comments
8	0.118	GRN	
9	0.162	GRN	
10	0	GRN	broken
11	0.171	GRN	
12	0	GRN	broken
13	0	GRN	broken
14	0.179	GRN	
15	0.213	GRN	
16	0.162	GRN	
17	0	GRN	broken
18	0.159	GRN	
19	0.143	GRN	
20	0.014	GRN	
21	0.017	GRN	
22	0.037	GRN	
23	0	GRN	broken
24	0.015	GRN	
25	0.111	GRN	
26	0.037	GRN	
27	0.217	GRN	
28	0.203	GRN	
29	0.166	GRN	
30	0.15	GRN	
31	0.133	GRN	
32	0.169	GRN	
33	0.182	GRN	
34	0.172	GRN	
35	0.198	GRN	
36	0.16	GRN	

Depth (m)	Magnetic Susceptibility	Unit	Comments
37	0.79	GRN	
38	0.176	GRN	
39	0.233	GRN	
40	0.24	GRN	
41	0.234	GRN	
42	0.167	GRN	
43	0.232	GRN	
44	0.16	GRN	
45	0.302	GRN	
46	0.194	GRN	
47	0.15	GRN	
48	0	GRN	broken
49	0	GRN	broken
50	0	GRN	broken
51	0	GRN	broken
52	0.135	GRN	
53	0.717	GRN	
54	0.171	GRN	
55	0.247	GRN	
56	0.203	GRN	
57	0.228	GRN	
58	0.174	GRN	
59	0.236	GRN	
60	0.148	GRN	
61	1.05	GRN	
62	0.303	GRN	
63	0.225	GRN	
64	0.168	GRN	
65	0.172	GRN	

Depth (m)	Magnetic Susceptibility	Rock Type	Comments
66	0.264	GRN	
67	0.28	GRN	
68	0.09	GRN	
69	0.106	GRN	
70	0.665	GRN	
71	0.171	GRN	
72	0.236	GRN	
73	0.223	GRN	
74	0.172	GRN	
75	0.215	GRN	
76	0.207	GRN	
77	0.389	GRN	
78	0.26	GRN	
79	0.219	GRN	
80	0.187	GRN	
81	0.43	GRN	
82	0.168	GRN	
83	0.217	GRN	
84	0.187	GRN	
85	0.212	GRN	
86	0.166	GRN	
87	0.224	GRN	
88	0.249	GRN	
89	0.21	GRN	
90	0.179	GRN	
91	0.168	GRN	
92	0.229	GRN	
93	0.205	GRN	
94	0.267	GRN	
95	0.292	GRN	
96	0.191	GRN	
97	0.156	GRN	
98	0.272	GRN	
99	0.249	GRN	
100	0.269	GRN	
101	0.17	GRN	
102	0.301	GRN	
103	0.195	GRN	
104	0	GRN	broken
105	0.172	GRN	
106	0.178	GRN	
107	0.204	GRN	
108	0.248	GRN	
109	0.187	GRN	
110	0.144	GRN	
111	0.18	GRN	
112	0.203	GRN	
113	0.204	GRN	
114	0.357	GRN	
115	0	GRN	broken
116	0.032	GRN	
117	0.231	GRN	
118	0.234	GRN	
119	0.276	GRN	
120	0.196	GRN	
121	0.152	GRN	
122	0.213	GRN	
123	0.198	GRN	

Hole Name

Hole Name	From (m)	Length (m)	Core Size	Rock Type	Weight in Air (g)	Weight in Water (g)	Density (g/cm3)	Specific Gravity	Comments
SNP-12-007									
	28	14.1	BTW	GRN	519.3	332	2.7	2.8	Med. Grey, med. Grained granite.
	60.1	14.8	BTW	GRN	543	338	2.7	2.7	Med. Grey, med. Grained granite.
	99	14.8	BTW	GRN	547.8	350	2.7	2.8	Med. Grey, med. Grained granite, lightly foliated.

Keg - Silver Range

Archer, Cathro & Associates (1981) Limited

Grid East	Grid North	Easting	Northing	Elevation	Depth (m)
		599675	6912851	1707	78.64

ZONE: SNAP

SECTION:

HOLE: SNP-12-008

CLAIM: YD118171

Contractor: Beaudoin

Drill: 2

Core Size: BTW

Casing Depth: 1.52m, Out

Drilling Dates: Aug 14 - Aug 15, 2012

Geology Logged By: H. Friday

SURVEY			
Depth (m)	Azimuth	Dip	Method
0	90	-75	Compass
78.63	94	-74.7	Ranger

TARGET:

SUMMARY			
From (m)	To (m)	Interval (m)	Rock Type
0	1.52	1.52	CAS
1.52	37.47	35.95	GRN
37.47	45.11	7.64	VEN
45.11	51.29	6.18	GRN
51.29	56.72	5.43	BXA
56.72	59.26	2.54	VEN
59.26	76.38	17.12	GRN
76.38	77.52	1.14	VEN
77.52	78.64	1.12	GRN

SAMPLES	
Numbers:	M653316 to M653375
Total:	60
Batch:	036, 037
Certificates:	WH12199288, WH12199289

COMMENTS

Box Log

SNP-12-008

Silver Range
SNAP Zone

Archer,Cathro & Associates (1981) Limited

Box Number	From (m)	To (m)
1	1.52	7.9
2	7.9	12.5
3	12.5	17.91
4	17.91	22.86
5	22.86	28.16
6	28.16	33.47
7	33.47	38.6
8	38.6	43.43
9	43.43	48.82
10	48.82	54.25
11	54.25	59.3
12	59.3	64.52
13	64.52	69.85
14	69.85	75.35
15	75.35	78.64

Box Number	From (m)	To (m)

Box Number	From (m)	To (m)

From (m)	To (m)	Interval (m)	Rock Type	Grain Size	Description	Shade	Colour	Texture	Alteration	Intensity	Mineral	Conc.
0.00	1.52	1.52	CAS	--	Casing							
						--	--	---	---	--	--	0
1.52	14.70	13.18	GRN	MG	Medium orange-brown strongly oxidized granite. Patchy argillic alteration throughout interval. Entire interval highly fractured to rubble. Small veinlets/fracture coatings of gypsum? Smithsonite? - slight turquoise/green colouring. Fracture surfaces have grit/powder trace very fine grained dull pyrite seen throughout. Tetrahedrite seen on select fracture surfaces with smithsonite. Trace galena.							
						MD	OR	PH	OXI	4I	Py	0.01
						MD	BN		ARG	4I	Gn	0.01
									MNO	1I		
14.70	17.60	2.90	GRN	MG	Light grey-blue phaneritic granite. Weak oxidation seen on select fracture surfaces/surrounding select veins/veinlets throughout. Trace smithsonite seen on select fracture surfaces - typically a 1-2mm coating. Trace pyrite seen throughout. Chalcedonic/quartz veins/veinlets throughout - seen in silicified zones. Granite texture still occasionally visible.							
						LT	GY	PH	OXI	1I	Py	0.01
						LT	BL		SIL	2I		
17.60	18.84	1.24	GRN	MG	Light to medium brown-tan phaneritic granite. Strongly oxidized throughout to a dark brown often on fracture surfaces. Large 30cm zone of coarse grained quartz and ankerite (?) from 18.08 - 18.38m with moderate oxidation throughout. Tourmaline (?) - dark black, slightly bladey crystals throughout matrix. Muscovite seen on fracture surfaces. Manganese oxide seen on select fracture surfaces.							
						MD	BN		MNO	1I		
						LT	BN	PH	OXI	4I	--	0

From (m)	To (m)	Interval (m)	Rock Type	Grain Size	Description	Shade	Colour	Texture	Alteration	Intensity	Mineral	Conc.
18.84	21.05	2.21	GRN	MG	Dark grey to brown phaneritic granite. More mafics seen than in unaltered granite - biotite and potentially tourmaline (?). Lighter grey-brown oxidation seen enveloping fractures and veinlets. Weak manganese oxide seen on select fracture surfaces. Trace sulphosalts (?) seen as dark black seamletts throughout.							
						DK	GY	PH	OXI	2I	Un	0.01
						DK	BN		MNO	1I		
21.05	24.12	3.07	GRN	MG	Light tan to grey argillic and mildly oxidized granite. Oxidation patchy throughout with zones of darker brown oxidation. Occasional fractures with manganese oxide.							
						LT	TN	PH	ARG	3I	--	0
						LT	GY		OXI	2I		
									MNO	1I		
24.12	26.32	2.20	GRN	MG	Light grey phaneritic argillic altered granite. Weak oxidation seen on select fracture surfaces. Interval highly fractured with some rubble throughout. Grit to gouge seen on fracture surfaces. Hematite staining seen locally, more common around sulphides. Medium grained bright coarse pyrite seen throughout - most commonly on fracture surfaces. Sphalerite also seen with pyrite, oxidizing to a purple-blue colour.							
						LT	GY	PH	ARG	3I	Sp	0.01
									OXI	1I	Py	0.01
											He	0.01
26.32	31.48	5.16	GRN	MG	Medium brown to tan phaneritic granite with moderate argillic and oxidation throughout. Fine grained dull to bright pyrite seen throughout, typically in stringers or large blebs. Hematite staining seen in segments of moderate pyrite mineralization, and occasional silicification(?) Quartz veins often seen with the pyrite.							
						MD	BN	PH	ARG	3I	Py	0.01
						MD	TN		OXI	2I		
									SIL	1I		

From (m)	To (m)	Interval (m)	Rock Type	Grain Size	Description	Shade	Colour	Texture	Alteration	Intensity	Mineral	Conc.
31.48	36.59	5.11	GRN	MG	Light to medium grey to tan granite with weak argillic alteration and oxidation throughout. Oxidation primarily on and enveloping fracture surfaces and veinlets. Trace galena and sphalerite seen in veinlets throughout - often visible on fracture surfaces. Pyrite seen throughout - both very fine grained dull pyrite and medium grained pyrite grains in veinlets/veins and often in blebs. Hematite staining often seen around the pyrite.							
						MD	TN				Gn	0.01
						MD	GY				Sp	0.01
						LT	GY	PH	ARG	2I	Py	0
36.59	37.47	0.88	GRN	MG	Dark grey sulphide-rich granite. Weak oxidation seen on fracture surfaces. Chalcedonic veining throughout with pyrite, galena and sphalerite throughout. Sulphides seen rimming and within the chalcedonic veins. Bright medium grained pyrite often seen rimmed by very fine grained dull pyrite and sphalerite. Chalcedonic veins often have slight breccia segments with oxidized veinlets.							
						DK	GY	PH	OXI	1I	Py	10
											Sp	5
											Gn	2
37.47	45.11	7.64	VEN	MG	Semi-massive to massive sulphide breccia vein. Chalcedony veins/veinlets seen throughout as well as blebs/clasts of quartz. Veins/veinlets rimmed with sulphides, and sulphides occasionally seen throughout. Pyrite is seen as very fine grained dull and medium grained bright pyrite blebs, occasionally as fibrous pyrite. Oxidized remnant granite clasts seen. Sulphides vuggy to sand/grit from 42.06 - 43.54m, and mainly massive dull very fine grained pyrite.							
						DK	GY	MA	OXI	1I	Py	20
								BX			Gn	1
											Sp	10

From (m)	To (m)	Interval (m)	Rock Type	Grain Size	Description	Shade	Colour	Texture	Alteration	Intensity	Mineral	Conc.
45.11	51.29	6.18	GRN	MG	Light to medium brown to grey granite with moderate to strong oxidation throughout. Veins/veinlets throughout with sphalerite, galena and pyrite as blebs of these sulphides throughout. A mild foliation seen locally throughout, and defined by oxidized stringers - ranges from 0 - 20 degrees TCA. Quartz blebs also seen throughout interval.							
						MD	GY				Gn	0.1
						LT	BN	PH	OXI	3I	Sp	0.5
											Py	1
51.29	56.72	5.43	BXA	MG	Light grey-tan to dark grey-green breccia vein. Matrix semi-massive sulphides - typically pyrite with quartz/silicified clasts throughout, occasionally oxidized. Clasts in breccia typically sub rounded to sub angular. Pyrite in matrix typically very fine grained, dull with medium grained bright pyrite overprinting. Sphalerite, galena and chalcopyrite seen in the matrix as larger grains with the pyrite. Pyrite occasionally pitted in the more massive segments. White quartz veins/veinlets throughout - typically with rough contacts into breccia.							
						LT	TN	BX	OXI	2I	Gn	5
						DK	GY	MA			Sp	10
											Py	30
											Cp	1
56.72	59.26	2.54	VEN	FG	Medium grey-tan intensely silicified vein - unable to tell protolith - no remaining textures. Stockwork sphalerite and pyrite stringers and seamletts locally throughout. Pyrite seen as very fine grained and dull and as medium grained bright pyrite. Galena occasionally seen in these seamletts, but more commonly as grains throughout. Small blebs of a light tan-yellow mineral (ankerite?) that is often vuggy.							
						MD	GY	MA	SIL	5I	Sp	1
						MD	TN				Py	2
											Gn	0.01

From (m)	To (m)	Interval (m)	Rock Type	Grain Size	Description	Shade	Colour	Texture	Alteration	Intensity	Mineral	Conc.
59.26	67.13	7.87	GRN	MG	Medium to dark grey phaneritic granite with zones of mild silicification and stringers and veinlets throughout with pyrite and sphalerite - typically a sphalerite matrix with bladey/elongate pyrite crystals throughout. Pyrite and sphalerite also seen disseminated throughout. Pyrite and sphalerite overprinting biotite(?) in granite. Galena seen in the more silicified zones - often on vugs in the core. Small stringers of gypsum/smithsonite throughout - fibrous with a greenish colouration (typically dark green).							
						MD	GY	PH	SIL	2I	Py	5
						DK	GY				Sp	5
											Gn	0.01
67.13	69.45	2.32	GRN	MG	Light to medium grey phaneritic granite with patchy silicification and argillic alteration throughout. Interval has segments 30cm of rubble to grit. Pyrite seen in the stringers and veinlets throughout - typically very undulatory and uneven thickness. Py is fine grained to very fine grained and typically dull.							
						MD	GY		---	--		
						LT	GY	PH	ARG	3I	Py	0.01
69.45	76.38	6.93	GRN	MG	Light to medium grey phaneritic granite with patchy silicification and argillic alteration throughout. Py seen throughout replacing biotite (?) as well as in stockwork veins/veinlets/stringers locally throughout. Pyrite is very fine grained and dull. Sphalerite rarely replacing biotite and in stringers/veinlets throughout. Occasional veins/veinlets with coarse grained pyrite. Quartz veinlets/veins throughout with trace galena and chalcopyrite on fracture/vugg surfaces.							
						MD	GY		ARG	2I	Py	0.1
						LT	GY	PH	SIL	2I	Sp	0.01
											Gn	0.01
											Cp	0.01
76.38	77.52	1.14	VEN	MG	Medium to dark grey-tan intensely silicified vein with moderate breccia throughout. Matrix fine grained to very fine grained pyrite. Clasts sub rounded quartz blebs.							
						MD	GY	BX	SIL	4I	Py	5

From (m)	To (m)	Interval (m)	Rock Type	Grain Size	Description	Shade	Colour	Texture	Alteration	Intensity	Mineral	Conc.
						DK	TN					
77.52	78.64	1.12	GRN	MG	Medium to light grey to tan moderately argillic altered granite. Stockwork pyrite veinlets/stringers locally throughout. Sulphosalts (?) seen on select fracture surfaces - dark grey to black powdery soot. Pyrite also seen locally overprinting biotite in granite.							
						MD	GY	PH	ARG	2I	Py	1
						LT	GY					

From (m)	To (m)	Interval (m)	Rock Type	Recovery (m)	Recovery %	Sample Number	BatchName	Batch Class	Standard	Blank	1/4 Dup	Coarse Dup
0.00	0.00	0.00	-QC-	0.00	0	M653336	12-036	Core		☑	☐	☐
0.00	0.00	0.00	-QC-	0.00	0	M653340	12-036	Core	ME8	☐	☐	☐
0.00	0.00	0.00	-QC-	0.00	0	M653350	12-036	Core		☑	☐	☐
0.00	0.00	0.00	-QC-	0.00	0	M653358	12-037	Core		☑	☐	☐
0.00	0.00	0.00	-QC-	0.00	0	M653361	12-037	Core	ME8	☐	☐	☐
0.00	0.00	0.00	-QC-	0.00	0	M653371	12-037	Core		☑	☐	☐
0.00	0.00	0.00	-QC-	0.00	0	M653324	12-036	Core	ME8	☐	☐	☐
1.52	2.66	1.14	CAS, GRN	0.48	42	M653316	12-036	Core		☐	☐	☐
2.66	5.49	2.83	GRN	0.52	18	M653317	12-036	Core		☐	☐	☐
5.49	8.53	3.04	GRN	3.04	100	M653318	12-036	Core		☐	☐	☐
8.53	11.58	3.05	GRN	2.30	75	M653319	12-036	Core		☐	☐	☐
11.58	12.50	0.92	GRN	0.73	79	M653320	12-036	Core		☐	☐	☐
12.50	14.70	2.20	GRN	1.15	52	M653321	12-036	Core		☐	☐	☐
14.70	17.60	2.90	GRN	2.48	86	M653322	12-036	Core		☐	☐	☐
17.60	18.84	1.24	GRN	1.24	100	M653323	12-036	Core		☐	☐	☐
18.84	21.05	2.21	GRN	2.04	92	M653325	12-036	Core		☐	☐	☐
21.05	22.86	1.81	GRN	1.81	100	M653326	12-036	Core		☐	☐	☐
22.86	24.12	1.26	GRN	1.26	100	M653327	12-036	Core		☐	☐	☐
24.12	26.32	2.20	GRN	1.80	82	M653328	12-036	Core		☐	☐	☐
26.32	28.91	2.59	GRN	2.59	100	M653329	12-036	Core		☐	☐	☐
26.32	28.91	2.59	GRN	2.59	100	M653330	12-036	Core		☐	☑	☐
28.91	31.48	2.57	GRN	2.37	92	M653331	12-036	Core		☐	☐	☐
31.48	33.47	1.99	GRN	1.65	83	M653332	12-036	Core		☐	☐	☐
33.47	35.00	1.53	GRN	1.49	97	M653333	12-036	Core		☐	☐	☐
35.00	36.59	1.59	GRN	1.33	84	M653334	12-036	Core		☐	☐	☐
36.59	37.07	0.48	GRN	0.48	100	M653335	12-036	Core		☐	☐	☐
37.07	37.50	0.43	GRN	0.43	100	M653337	12-036	Core		☐	☐	☐

From (m)	To (m)	Interval (m)	Rock Type	Recovery (m)	Recovery %	Sample Number	BatchName	Batch Class	Standard	Blank	1/4 Dup	Coarse Dup
37.50	38.26	0.76	VEN	0.76	100	M653338	12-036	Core		☐	☐	☐
38.26	38.66	0.40	VEN	0.40	100	M653339	12-036	Core		☐	☐	☐
38.66	39.19	0.53	VEN	0.42	79	M653341	12-036	Core		☐	☐	☐
39.19	40.15	0.96	VEN	0.96	100	M653342	12-036	Core		☐	☐	☐
40.15	41.12	0.97	VEN	0.97	100	M653343	12-036	Core		☐	☐	☐
41.12	42.06	0.94	VEN	0.91	97	M653344	12-036	Core		☐	☐	☐
42.06	42.80	0.74	VEN	0.65	88	M653345	12-036	Core		☐	☐	☐
42.80	43.54	0.74	VEN	0.71	96	M653346	12-036	Core		☐	☐	☐
43.54	44.43	0.89	VEN	0.83	93	M653347	12-036	Core		☐	☐	☐
43.54	44.43	0.89	VEN	0.83	93	M653348	12-036	Core		☐	☐	☑
44.43	45.11	0.68	VEN	0.58	85	M653349	12-036	Core		☐	☐	☐
45.11	46.75	1.64	GRN, VEN	1.48	90	M653351	12-036	Core		☐	☐	☐
46.75	48.82	2.07	GRN	1.80	87	M653352	12-037	Core		☐	☐	☐
48.82	51.29	2.47	GRN	2.44	99	M653353	12-037	Core		☐	☐	☐
51.29	52.82	1.53	GRN, BXA	1.53	100	M653354	12-037	Core		☐	☐	☐
52.82	54.25	1.43	BXA	1.43	100	M653355	12-037	Core		☐	☐	☐
54.25	55.66	1.41	BXA	1.36	96	M653356	12-037	Core		☐	☐	☐
55.66	56.72	1.06	BXA	1.06	100	M653357	12-037	Core		☐	☐	☐
56.72	59.26	2.54	VEN, BXA	2.54	100	M653359	12-037	Core		☐	☐	☐
59.26	59.75	0.49	VEN, GRN	0.49	100	M653360	12-037	Core		☐	☐	☐
59.75	61.51	1.76	GRN	1.76	100	M653362	12-037	Core		☐	☐	☐
61.51	63.40	1.89	GRN	1.79	95	M653363	12-037	Core		☐	☐	☐
63.40	65.00	1.60	GRN	1.60	100	M653364	12-037	Core		☐	☐	☐
63.40	65.00	1.60	GRN	1.60	100	M653365	12-037	Core		☐	☑	☐
65.00	67.13	2.13	GRN	2.12	100	M653366	12-037	Core		☐	☐	☐
67.13	69.45	2.32	GRN	1.79	77	M653367	12-037	Core		☐	☐	☐
69.45	70.03	0.58	GRN	0.58	100	M653368	12-037	Core		☐	☐	☐

From (m)	To (m)	Interval (m)	Rock Type	Recovery (m)	Recovery %	Sample Number	BatchName	Batch Class	Standard	Blank	1/4 Dup	Coarse Dup
70.03	72.54	2.51	GRN	2.30	92	M653369	12-037	Core		☐	☐	☐
72.54	73.15	0.61	GRN	0.56	92	M653370	12-037	Core		☐	☐	☐
73.15	75.00	1.85	GRN	1.30	70	M653372	12-037	Core		☐	☐	☐
75.00	76.38	1.38	GRN	1.38	100	M653373	12-037	Core		☐	☐	☐
76.38	77.52	1.14	GRN, VEN	1.12	98	M653374	12-037	Core		☐	☐	☐
77.52	78.64	1.12	GRN, VEN	1.12	100	M653375	12-037	Core		☐	☐	☐

From (m)	To (m)	Interval (m)	Recovery (m)	Recovery %	RQD	RQD %	Reactivity	Hardness	Weathering	Comments
0.00	1.52	1.52	0	0	0.00	0	--	--	--	Casing, no recovery.
1.52	3.96	2.44	0.48	20	0.00	0	0R	1H	5W	
3.96	5.49	1.53	0.6	39	0.00	0	0R	1H	4W	
5.49	8.53	3.04	3.04	100	0.63	21	0R	2H	4W	
8.53	11.58	3.05	2.3	75	0.00	0	0R	2H	4W	
11.58	14.63	3.05	2.1	69	0.00	0	0R	3H	4W	
14.63	17.68	3.05	2.78	91	0.00	0	0R	4H	3W	
17.68	20.73	3.05	3.03	99	1.46	48	0R	3H	4W	
20.73	23.77	3.04	3.04	100	1.69	56	0R	4H	3W	
23.77	26.82	3.05	2.75	90	0.60	20	0R	2H	4W	
26.82	29.87	3.05	2.96	97	1.02	33	0R	3H	3W	
29.87	32.92	3.05	2.9	95	0.61	20	0R	3H	3W	
32.92	35.97	3.05	2.85	93	0.49	16	0R	3H	2W	
35.97	39.01	3.04	2.8	92	0.50	16	0R	4H	2W	
39.01	42.06	3.05	2.97	97	1.14	37	0R	4H	2W	
42.06	45.11	3.05	2.67	88	0.13	4	0R	3H	2W	
45.11	48.16	3.05	2.61	86	0.71	23	0R	3H	2W	
48.16	51.21	3.05	3.03	99	2.17	71	0R	3H	2W	
51.21	54.25	3.04	3.04	100	2.62	86	0R	4H	2W	
54.25	57.30	3.05	3.05	100	1.38	45	0R	4H	1W	
57.30	60.35	3.05	3.03	99	1.50	49	0R	4H	1W	
60.35	63.40	3.05	3.03	99	1.09	36	0R	4H	1W	
63.40	66.45	3.05	3.05	100	2.53	83	0R	4H	1W	
66.45	69.49	3.04	2.7	89	0.67	22	0R	3H	2W	
69.49	72.54	3.05	2.85	93	1.00	33	0R	4H	1W	
72.54	75.61	3.07	2.83	92	0.14	5	0R	2H	2W	
75.61	78.64	3.03	3.03	100	1.06	35	0R	4H	1W	

Depth (m)	Magnetic Susceptibility	Rock Type	Comments
7	0.03	GRN	1-6m broken beyond measurement.
8	0.13	GRN	
9	0.14	GRN	
10	0.12	GRN	
11	0	GRN	broken
12	0	GRN	broken
13	0	GRN	broken
14	0.03	GRN	
15	0	GRN	broken
16	0.04	GRN	
17	0.02	GRN	
18	0.01	GRN	
19	0.05	GRN	
20	0.14	GRN	
21	0.03	GRN	
22	0.05	GRN	
23	0.02	GRN	
24	0.1	GRN	
25	0	GRN	
26	0.013	GRN	
27	0.26	GRN	
28	0.17	GRN	
29	0.31	GRN	
30	0.4	GRN	
31	0.04	GRN	
32	0.154	GRN	
33	0	GRN	broken
34	0.03	GRN	

Depth (m)	Magnetic Susceptibility	Unit	Comments
35	0	GRN	broken
36	0.02	GRN	
37	0.03	GRN	
38	0.03	VEN	
39	0	VEN	broken
40	0.35	VEN	
41	0.202	VEN	
42	0.67	VEN	
43	4.01	VEN	
44	0.87	VEN	
45	0.24	VEN	
46	0.18	GRN	
47	0.01	GRN	
48	0	GRN	broken
49	0.136	GRN	
50	0.04	GRN	
51	0.03	GRN	
52	1.54	BXA	
53	0.21	BXA	
54	0.32	BXA	
55	0	BXA	broken
56	2.39	BXA	
57	0.04	VEN	
58	0.19	VEN	
59	0.16	VEN	
60	0.35	GRN	
61	0.03	GRN	
62	0.03	GRN	
63	0.06	GRN	

Depth (m)	Magnetic Susceptibility	Rock Type	Comments
64	0.18	GRN	
65	0.035	GRN	
66	0.03	GRN	
67	0	GRN	broken
68	0.03	GRN	
69	0.03	GRN	
70	0.04	GRN	
71	0.04	GRN	
72	0.13	GRN	
73	0.03	GRN	
74	0	GRN	broken
75	0	GRN	broken
76	0.03	GRN	
77	0.07	VEN	
78	0.14	GRN	EOH

Depth (m)	Magnetic Susceptibility	Unit	Comments

Hole Name

Hole Name	From (m)	Length (m)	Core Size	Rock Type	Weight in Air (g)	Weight in Water (g)	Density (g/cm3)	Specific Gravity	Comments
SNP-12-008									
	48.64	14.6	BTW	GRN	557.9	357.1	2.8	2.8	Granite
	53.41	14.4	BTW	BXA	629.7	428.6	3.2	3.1	Breccia
	63.45	14.8	BTW	GRN	593.8	379.3	2.9	2.8	Granite

Keg - Silver Range

Archer, Cathro & Associates (1981) Limited

Grid East	Grid North	Easting	Northing	Elevation	Depth (m)
		599860	6912621	1844	257.34

ZONE: SNAP

SECTION:

HOLE: SNP-12-009

CLAIM: YD118171

Contractor: Beaudoin

Drill: 2

Core Size: BTW

Casing Depth: 0.9m, Out

Drilling Dates: Aug 15 - Aug 19, 2012

Geology Logged By: H. Friday

SURVEY			
Depth (m)	Azimuth	Dip	Method
0	90	-45	Compass
257	92	-50.2	Ranger

TARGET:

SUMMARY			
From (m)	To (m)	Interval (m)	Rock Type
0	0.9	0.9	CAS
0.9	29.57	28.67	PHY
29.57	42.57	13	GRN
42.57	43.6	1.03	VEN
43.6	119.85	76.25	GRN
119.85	120.39	0.54	VEN
120.39	141.45	21.06	GRN
141.45	142.12	0.67	VEN
142.12	149.13	7.01	GRN
149.13	149.34	0.21	VEN
149.34	158.1	8.76	GRN
158.1	206.63	48.53	GRN
206.63	207.14	0.51	VEN
207.14	257.34	50.2	GRN

SAMPLES	
Numbers:	M389518 to M389635
Total:	121
Batch:	038, 039, 041, 042, 043
Certificates:	WH12202886, WH12202887, WH12202888, WH12204988, WH12207207

COMMENTS

Box Log

SNP-12-009

Silver Range
SNAP Zone

Archer,Cathro & Associates (1981) Limited

Box Number	From (m)	To (m)
1	0.9	5.96
2	5.96	11.05
3	11.05	16.38
4	16.38	22.8
5	22.8	27.9
6	27.9	33.92
7	33.92	39.3
8	39.3	44.67
9	44.67	50
10	50	55.31
11	55.31	60.62
12	60.62	66.77
13	66.77	72.24
14	72.24	77.6
15	77.6	84
16	84	89.19
17	89.19	94.75
18	94.75	99.92

Box Number	From (m)	To (m)

Box Number	From (m)	To (m)

From (m)	To (m)	Interval (m)	Rock Type	Grain Size	Description	Shade	Colour	Texture	Alteration	Intensity	Mineral	Conc.
0.00	0.90	0.90	CAS	--	Casing							
						--	--	---	---	--	--	0
0.90	3.22	2.32	PHY	FG	Medium to dark grey to brown meta-sed phyllite. Pervasive foliation - typically 40 - 50 degrees TCA - alignment of the micas throughout. Elongate augens of quartz and remnant sedimentary rock (?). 1-2cm thick quartz veins throughout with the same orientation as the foliation (synformational?). Interval moderately oxidized on fracture surfaces and augens throughout. Weak manganese oxide seen on select fracture surfaces. Interval highly fractured to rubble.							
						MD	GY		MNO	1I		
						DK	BN	FO	OXI	3I	--	0
3.22	4.20	0.98	PEG	VC	Light tan to grey massive pegmatite body. Rough contacts into pyllite. Primary quartz grains throughout with a few plag (?) crystals that have been weathered and oxidized. Very coarse grained - crystals 5mm - 8mm typically.							
						LT	TN	MA	OXI	3I	--	0
						LT	GY					
4.20	16.50	12.30	PHY	FG	Medium to dark grey to brown meta-sed phyllite. Pervasive foliation at 40 - 50 degrees TCA typically. Micas (biotite and muscovite) aligned throughout. Elongate bands and augens of quartz and calcite (potentially remnant sediments?) throughout. 1-2cm thick quartz veins throughout with the same orientation as the foliation - synformational? Interval moderately oxidized - fracture surfaces and calcite/SED augens and bands throughout. Cross-cutting veinlets seen throughout with a 2cm thick alteration halo - mid greenish grey and very soft. Chlorite?							
						MD	GY	FO	OXI	3I	--	0
						DK	BN					

From (m)	To (m)	Interval (m)	Rock Type	Grain Size	Description	Shade	Colour	Texture	Alteration	Intensity	Mineral	Conc.
16.50	17.09	0.59	PEG	VC	Light to medium tan to white massive pegmatite body. Rough contacts into pyllite. Quartz and feldspar (?) grains throughout. A few medium grey-blue silicified clasts throughout - Limestone? Very coarse grained. Crystals 5mm - 1.5cm typically.							
						MD	WH					
						LT	TN	MA	OXI	2I	--	0
						LT	GY					
17.09	20.67	3.58	PHY	FG	Medium to dark brown to grey meta-sed phyllite. Pervasive foliation at 50 - 60 degrees TCA. Micas aligned throughout with more muscovite than previous phyllite intervals - up to 1cm thick bands of muscovite. Elongate bands and augens of quartz and calcite. 1-2cm thick quartz veins throughout as the same orientation as the foliation - synformational? Interval moderately oxidized - fracture surfaces and calcite augens and bands throughout.							
						MD	BN	FO	OXI	4I	--	0
						MD	TN					
20.67	29.57	8.90	PHY	FG	Medium brown to tan meta-sed phyllite. Pervasive foliation at 40 - 50 degrees TCA. Micas aligned throughout with both bands of biotite and muscovite. Elongate heavily oxidized bands and augens throughout - cant tell original composition. 1-2cm thick quartz veins throughout at same orientation as foliation - synformational? Interval strongly to intensely oxidized with 30cm segments of rubble throughout. Rubbly contact into granite - cant tell orientation.							
						MD	BN	FO	OXI	4I	--	0
						MD	TN					
29.57	42.57	13.00	GRN	MG	Light to mid tan to grey moderately argillic and oxidized granite. Oxidation and argillic alteration patchy throughout. Oxidation more pervasive on fracture surfaces. Weak patchy phyllic alteration throughout. Quartz veinlets and veins seen often with trace blebby pyrite. Slight oxidation halos seen surrounding most veinlets.							

From (m)	To (m)	Interval (m)	Rock Type	Grain Size	Description	Shade	Colour	Texture	Alteration	Intensity	Mineral	Conc.
						MD	GY		ARG	3I		
						LT	TN	PH	OXI	3I	Py	0.01
									PHC	1I		
42.57	43.60	1.03	VEN	MG	Medium to dark grey sulphide-rich series of quartz veins in a slight grey silicified granite. 10 veins per interval. Sulphides present are galena, sphalerite and pyrite. Veins generally have no preferred orientation, but a few follow 40 degrees TCA - generating a stockwork texture. Zone not oxidized compared to the surrounding intervals.							
						MD	GY	SM	SIL	2I	Gn	0.1
						DK	GY				Sp	1
											Py	5
43.60	57.70	14.10	GRN	MG	Light to medium tan to grey moderately argillic altered and oxidized granite. Oxidation and argillic alteration localized throughout, with the oxidation more pervasive on fracture surfaces. Weak patchy phyllic alteration throughout. Quartz veinlets and veins throughout often with blebby pyrite and euhedral sphalerite and galena. Small 20cm segments of rubble to grit.							
						MD	GY		ARG	3I	Sp	0.01
						LT	TN	PH	OXI	3I	Py	0.01
									PHC	1I	Gn	0.01
57.70	59.34	1.64	GRN	MG	Light tan to grey strongly argillic altered granite with patchy moderate oxidation throughout. Small 2-3mm quartz veinlets throughout with no visible sulphide mineralization. Interval has 20cm segments of rubble to grit.							
						LT	TN	PH	ARG	4I	--	0
						LT	GY		OXI	2I		
59.34	60.79	1.45	GRN	MG	Medium grey phaneritic granite with small 10cm segments of moderate argillic alteration. Small 1-2mm thick tan soft stringers seen throughout with a weak argillic alteration halo.							
						MD	GY	PH	ARG	1I	--	0
60.79	64.04	3.25	GRN	MG	Light grey to tan strongly argillic altered granite. Interval highly fractured to rubble to grit. Patchy weak oxidation throughout. Small 2-3mm thick quartz veinlets with blebby pyrite, sphalerite and euhedral galena throughout.							

From (m)	To (m)	Interval (m)	Rock Type	Grain Size	Description	Shade	Colour	Texture	Alteration	Intensity	Mineral	Conc.
						LT	TN	RB	OXI	1I	Sp	0.01
						LT	GY	PH	ARG	4I	Py	0.01
											Gn	0.01
64.04	78.98	14.94	GRN	MG	Medium to light grey phaneritic granite with patchy weak argillic and phyllic alteration throughout - typically 20cm of alteration. Weak oxidation seen on fracture surfaces throughout and occasionally through the argillic altered segments.							
						MD	GY	PH	ARG	1I	--	0
						LT	GY		PHC	1I		
									OXI	1I		
78.98	83.96	4.98	GRN	MG	Medium to light grey to brown phaneritic granite with localized moderate argillic and weak phyllic alteration throughout. Segments of 30cm of grit in the heavily argillic altered areas. Moderate oxidation throughout. Seen on and enveloping fracture surfaces and locally altering whole core.							
						MD	GY	PH	OXI	2I	--	0
						LT	BN		ARG	2I		
									PHC	1I		
83.96	95.68	11.72	GRN	MG	Medium to light grey phaneritic granite. Localized moderate argillic and phyllic alteration throughout - 20cm to 1m zones of alteration. Weak oxidation seen on select fracture surfaces. 5mm - 1.5cm quartz veins with sphalerite, galena and pyrite seen throughout.							
						MD	GY	PH	ARG	2I	Sp	0.01
						LT	GY		PHC	2I	Gn	0.01
									OXI	1I	Py	0.01
95.68	101.10	5.42	GRN	MG	Light to medium grey to greenish tan phyllic and argillic altered granite. Alteration localized throughout, with no segments of fresh granite. Phyllic and argillic alteration seen together locally as well. 3 quartz-sulphide veins at 96.09m, 97.33m and 97.59m - see secondary structure log for detailed description. Small 2-3mm planar quartz veinlets throughout.							
						MD	GN		ARG	1I	Py	0.01
						LT	GY	PH	PHC	2I	Gn	0.01
						LT	TN				Sp	0.01

From (m)	To (m)	Interval (m)	Rock Type	Grain Size	Description	Shade	Colour	Texture	Alteration	Intensity	Mineral	Conc.
101.10	106.95	5.85	GRN	MG	Medium grey to tan phaneritic granite with localized weak phyllic and argillic alteration throughout. Small 2-3mm thick quartz stringers throughout with no sulphides present.							
						MD	GY	PH	PHC	1I	--	0
						MD	TN		ARG	1I		
106.95	119.85	12.90	GRN	MG	Medium to light tan to green moderately argillic and phyllic altered granite. Alteration localized between argillic and phyllic with no unaltered granite. Moderate oxidation seen throughout - typically in the argillic altered zones. Segments of 30cm of sulphide-rich stockwork quartz veins throughout. 2cm thick planar quartz-sulphide veins also seen throughout.							
						MD	TN	PH	ARG	2I	Py	0.01
						LT	GN		PHC	2I	Sp	0.01
									OXI	2I	Gn	0.01
119.85	120.39	0.54	VEN	CG	Dark to mid grey to tan brecciated quartz vein with disseminated and euhedral sulphides throughout. Quartz often milky grey-white. Breccia clasts are quartz with a sulphide matrix - Galena, sphalerite and pyrite. Oxidized stringers seen throughout.							
						MD	TN				Sp	35
						DK	GY	BX	OXI	2I	Gn	5
											Py	20
120.39	136.30	15.91	GRN	MG	Medium grey to tan phaneritic granite with localized moderate phyllic alteration and weak argillic alteration. Zones of argillic alteration are 10-15cm. Small quartz veinlets/veins throughout with bands of disseminated pyrite, and occasionally arsenopyrite.							
						MD	GY	PH	PHC	2I	As	0.01
						MD	TN		ARG	1I	Py	0.01
136.30	141.45	5.15	GRN	MG	Medium to light tan to grey-green phaneritic to porphyritic granite. Large 5mm - 2cm feldspar (?) phenocrysts throughout generating porphyritic texture. Localized phyllic and argillic alteration throughout. A few 1-1.5 cm thick quartz - sulphide veins throughout hosting pyrite and sphalerite.							

From (m)	To (m)	Interval (m)	Rock Type	Grain Size	Description	Shade	Colour	Texture	Alteration	Intensity	Mineral	Conc.
						MD	TN	PH	PHC	2I	Py	0.01
						LT	GY	PO	ARG	2I	Sp	0.01
						LT	GN					
141.45	142.12	0.67	VEN	MG	Light to medium green-grey heavily silicified granite with a rubbly 20cm sulphide vein throughout. Sulphides are galena, pyrite and sphalerite. Oxidation seen on select fracture surfaces.							
						MD	GN		PHC	2I	Py	5
						LT	GY	PH	SIL	4I	Gn	2
									OXI	1I	Sp	10
142.12	149.13	7.01	GRN	MG	Light to medium grey to tan-brown phaneritic to weakly porphyritic granite (phenocrysts feldspars 5mm-1cm). Localized argillic and phyllic alteration throughout with localized oxidation - which is more pervasive on and enveloping fracture surfaces. Silicification seen around quartz veinlets/veins -up to 30cm segments of moderate silicification. Pyrite often seen throughout these veins and veinlets. Small 2-5cm pegmatite veins throughout.							
						MD	TN	PO	OXI	3I		
						MD	BN		ARG	2I		
						LT	GY	PH	SIL	2I	Py	0.01
									PHC	2I		
149.13	149.34	0.21	VEN	MG	20cm semi-massive quartz-sphalerite vein with trace pyrite seen throughout.							
						DK	GY	SM	---	--	Sp	80
											Py	5
149.34	158.10	8.76	GRN	MG	Light to medium grey to tan-brown phaneritic to weakly porphyritic granite (phenocrysts feldspars 5mm-1cm). Localized argillic and phyllic alteration throughout with localized oxidation - which is more pervasive on and enveloping fracture surfaces. Silicification seen around quartz veinlets/veins -up to 30cm segments of moderate silicification. Pyrite often seen throughout these veins and veinlets. Small 2-5cm pegmatite veins throughout.							
						MD	TN	PO	OXI	3I		

From (m)	To (m)	Interval (m)	Rock Type	Grain Size	Description	Shade	Colour	Texture	Alteration	Intensity	Mineral	Conc.
						MD	BN		PHC	2I		
						LT	GY	PH	SIL	2I	Py	0.01
									ARG	2I		
158.10	175.41	17.31	GRN	MG	light to medium grey to tan phaneritic granite with localized strong argillic and moderate phyllic alteration. Segments of strongly argillic altered granite up to 2m and rubble to grit. Quartz veinlets/veins seen throughout often with bands of sphalerite and pyrite. Localized moderate oxidation seen throughout, often more pervasive in the strongly argillic altered granite.							
						MD	TN	RB	PHC	3I	Py	0.01
						LT	GY	PH	ARG	4I	Sp	0.01
									OXI	3I		
175.41	189.33	13.92	GRN	MG	Light to medium tan to green-grey granite with localized argillic and phyllic alteration throughout - very little unaltered granite. Weak oxidation throughout on most fracture surfaces and more pervasive in argillic altered zones. Quartz-sulphide veinlets and veins throughout hosting pyrite and sphalerite mineralization. These veins and veinlets typically have a phyllic then argillic alteration halo surrounding them - phyllic closest to the vein.							
						MD	GN		PHC	3I	Sp	0.01
						MD	GY		OXI	2I		
						LT	TN	PH	ARG	3I	Py	0.01
189.33	206.63	17.30	GRN	MG	Light to medium grey to green to tan granite with localized argillic and phyllic alteration throughout - half of the interval unaltered granite. Weak oxidation throughout - mainly on fracture surfaces. A few small quartz veins/veinlets throughout hosting pyrite and sphalerite mineralization.							
						MD	GY	PH	PHC	2I	Py	0.01
						LT	GN		ARG	2I	Sp	0.01
						LT	TN		OXI	1I		

From (m)	To (m)	Interval (m)	Rock Type	Grain Size	Description	Shade	Colour	Texture	Alteration	Intensity	Mineral	Conc.
206.63	207.14	0.51	VEN	MG	Quartz-sulphide vein. Mineralization is massive to banded. Quartz veinlets/veins throughout generating banded texture at 45 degrees TCA. Sulphides present are galena, sphalerite, pyrite, arsenopyrite and chalcopyrite. Weak oxidation seen on fracture surfaces. Quartz often vuggy. Rubbly.							
						LT	GY	SM	OXI	1I	Gn	5
						DK	GY	BN			Py	20
											Sp	15
											Cp	1
											As	10
207.14	217.32	10.18	GRN	MG	Light to medium tan-green to grey granite with localized argillic and phyllic alteration throughout - 50% unaltered granite. Weak oxidation seen on select fracture surfaces. Quartz veinlets and veins throughout hosting sulphide mineralization - pyrite, sphalerite, arsenopyrite and galena.							
						MD	GN		ARG	2I	Sp	0.01
						MD	GY		OXI	1I	As	0.01
						LT	TN	PH	PHC	2I	Py	0.01
											Gn	0.01
217.32	257.34	40.02	GRN	MG	Medium grey phaneritic granite. Majority of interval unaltered with small 10-20cm alteration halos of phyllic alteration surrounding veins/veinlets throughout. Quartz veins/veinlets hosting sulphide mineralization - Pyrite, arsenopyrite, sphalerite and galena.							
						MD	GY	PH	PHC	1I	Py	0.01
											Gn	0.01
											As	0.01
											Sp	0.01

From (m)	To (m)	Interval (m)	Rock Type	Recovery (m)	Recovery %	Sample Number	BatchName	Batch Class	Standard	Blank	1/4 Dup	Coarse Dup
0.00	0.00	0.00	-QC-	0.00	0	M389531	12-039	Core		☑	☐	☐
0.00	0.00	0.00	-QC-	0.00	0	M389540	12-039	Core		☑	☐	☐
0.00	0.00	0.00	-QC-	0.00	0	M389556	12-039	Core	ME8	☐	☐	☐
0.00	0.00	0.00	-QC-	0.00	0	M389564	12-041	Core		☑	☐	☐
0.00	0.00	0.00	-QC-	0.00	0	M389570	12-041	Core	ME8	☐	☐	☐
0.00	0.00	0.00	-QC-	0.00	0	M389579	12-041	Core	ME8	☐	☐	☐
0.00	0.00	0.00	-QC-	0.00	0	M389581	12-041	Core		☑	☐	☐
0.00	0.00	0.00	-QC-	0.00	0	M389600	12-042	Core		☑	☐	☐
0.00	0.00	0.00	-QC-	0.00	0	M389606	12-042	Core	ME8	☐	☐	☐
0.00	0.00	0.00	-QC-	0.00	0	M389627	12-042	Core	ME8	☐	☐	☐
0.00	0.00	0.00	-QC-	0.00	0	M389630	12-042	Core		☑	☐	☐
0.00	0.00	0.00	-QC-	0.00	0	M389528	12-039	Core	ME8	☐	☐	☐
0.90	3.05	2.15	CAS, PHY	2.05	95	M389518	12-038	Core		☐	☐	☐
3.05	5.18	2.13	PHY	1.96	92	M389519	12-038	Core		☐	☐	☐
5.18	8.23	3.05	PHY	2.99	98	M389520	12-038	Core		☐	☐	☐
5.18	8.23	3.05	PHY	2.99	98	M389521	12-038	Core		☐	☑	☐
8.23	11.28	3.05	PHY	2.95	97	M389522	12-038	Core		☐	☐	☐
11.28	14.33	3.05	PHY	2.86	94	M389523	12-038	Core		☐	☐	☐
14.33	17.37	3.04	PHY	3.04	100	M389524	12-039	Core		☐	☐	☐
17.37	19.00	1.63	PHY	1.47	90	M389525	12-039	Core		☐	☐	☐
19.00	20.67	1.67	PHY	1.40	84	M389526	12-039	Core		☐	☐	☐
20.67	23.47	2.80	PHY	1.14	41	M389527	12-039	Core		☐	☐	☐
23.47	26.52	3.05	PHY	2.81	92	M389529	12-039	Core		☐	☐	☐
26.52	29.57	3.05	PHY	2.30	75	M389530	12-039	Core		☐	☐	☐
29.57	32.61	3.04	GRN, PHY	2.67	88	M389532	12-039	Core		☐	☐	☐
32.61	35.66	3.05	GRN	2.99	98	M389533	12-039	Core		☐	☐	☐

From (m)	To (m)	Interval (m)	Rock Type	Recovery (m)	Recovery %	Sample Number	BatchName	Batch Class	Standard	Blank	1/4 Dup	Coarse Dup
35.66	38.71	3.05	GRN	3.05	100	M389534	12-039	Core		☐	☐	☐
38.71	39.60	0.89	GRN	0.89	100	M389535	12-039	Core		☐	☐	☐
39.60	41.10	1.50	GRN	1.50	100	M389536	12-039	Core		☐	☐	☐
39.60	41.10	1.50	GRN	1.50	100	M389537	12-039	Core		☐	☐	☑
41.10	42.60	1.50	GRN	1.50	100	M389538	12-039	Core		☐	☐	☐
42.60	43.60	1.00	VEN	1.00	100	M389539	12-039	Core		☐	☐	☐
43.60	45.10	1.50	VEN, GRN	1.47	98	M389541	12-039	Core		☐	☐	☐
45.10	46.60	1.50	GRN	1.44	96	M389542	12-039	Core		☐	☐	☐
46.60	47.60	1.00	GRN	1.00	100	M389543	12-039	Core		☐	☐	☐
47.60	49.10	1.50	GRN	1.50	100	M389544	12-039	Core		☐	☐	☐
49.10	50.90	1.80	GRN	1.79	99	M389545	12-039	Core		☐	☐	☐
50.90	53.95	3.05	GRN	3.05	100	M389546	12-039	Core		☐	☐	☐
50.90	53.95	3.05	GRN	3.05	100	M389547	12-039	Core		☐	☑	☐
53.95	56.00	2.05	GRN	2.05	100	M389548	12-039	Core		☐	☐	☐
56.00	57.70	1.70	GRN	1.70	100	M389549	12-039	Core		☐	☐	☐
57.70	59.34	1.64	GRN	1.64	100	M389550	12-039	Core		☐	☐	☐
59.34	60.79	1.45	GRN	1.45	100	M389551	12-039	Core		☐	☐	☐
60.79	62.50	1.71	GRN	1.54	90	M389552	12-039	Core		☐	☐	☐
62.50	64.04	1.54	GRN	0.91	59	M389553	12-039	Core		☐	☐	☐
78.98	81.47	2.49	GRN	2.15	86	M389554	12-039	Core		☐	☐	☐
81.47	83.96	2.49	GRN	1.39	56	M389555	12-039	Core		☐	☐	☐
83.96	85.72	1.76	GRN	1.76	100	M389557	12-039	Core		☐	☐	☐
85.72	87.72	2.00	GRN	2.00	100	M389558	12-039	Core		☐	☐	☐
87.72	90.52	2.80	GRN	2.29	82	M389559	12-039	Core		☐	☐	☐
90.52	93.09	2.57	GRN	2.57	100	M389560	12-041	Core		☐	☐	☐
93.09	94.59	1.50	GRN	1.48	99	M389561	12-041	Core		☐	☐	☐
94.59	96.09	1.50	GRN	1.50	100	M389562	12-041	Core		☐	☐	☐
96.09	96.39	0.30	GRN	0.30	100	M389563	12-041	Core		☐	☐	☐

From (m)	To (m)	Interval (m)	Rock Type	Recovery (m)	Recovery %	Sample Number	BatchName	Batch Class	Standard	Blank	1/4 Dup	Coarse Dup
96.39	97.89	1.50	GRN	1.50	100	M389565	12-041	Core		☐	☐	☐
97.89	99.39	1.50	GRN	1.50	100	M389566	12-041	Core		☐	☐	☐
99.39	101.10	1.71	GRN	1.71	100	M389567	12-041	Core		☐	☐	☐
101.10	102.72	1.62	GRN	1.60	99	M389568	12-041	Core		☐	☐	☐
102.72	105.76	3.04	GRN	2.87	94	M389569	12-041	Core		☐	☐	☐
105.76	106.95	1.19	GRN	1.19	100	M389571	12-041	Core		☐	☐	☐
106.95	109.35	2.40	GRN	2.33	97	M389572	12-041	Core		☐	☐	☐
109.35	112.35	3.00	GRN	3.00	100	M389573	12-041	Core		☐	☐	☐
112.35	115.35	3.00	GRN	3.00	100	M389574	12-041	Core		☐	☐	☐
115.35	116.85	1.50	GRN	1.50	100	M389575	12-041	Core		☐	☐	☐
115.35	116.85	1.50	GRN	1.50	100	M389576	12-041	Core		☐	☑	☐
116.85	118.35	1.50	GRN	1.50	100	M389577	12-041	Core		☐	☐	☐
118.35	119.85	1.50	GRN	1.50	100	M389578	12-041	Core		☐	☐	☐
119.85	120.39	0.54	VEN, GRN	0.54	100	M389580	12-041	Core		☐	☐	☐
120.39	121.89	1.50	GRN, VEN	1.50	100	M389582	12-041	Core		☐	☐	☐
121.89	123.39	1.50	GRN	1.50	100	M389583	12-041	Core		☐	☐	☐
123.39	124.97	1.58	GRN	1.58	100	M389584	12-041	Core		☐	☐	☐
124.97	127.10	2.13	GRN	2.13	100	M389585	12-041	Core		☐	☐	☐
124.97	127.10	2.13	GRN	2.13	100	M389586	12-041	Core		☐	☐	☑
127.10	130.15	3.05	GRN	3.05	100	M389587	12-041	Core		☐	☐	☐
130.15	133.20	3.05	GRN	3.05	100	M389588	12-041	Core		☐	☐	☐
133.20	136.25	3.05	GRN	3.05	100	M389589	12-041	Core		☐	☐	☐
136.25	138.45	2.20	GRN	2.06	94	M389590	12-041	Core		☐	☐	☐
138.45	139.95	1.50	GRN	1.50	100	M389591	12-041	Core		☐	☐	☐
139.95	141.45	1.50	GRN	1.50	100	M389592	12-041	Core		☐	☐	☐
141.45	142.12	0.67	VEN, GRN	0.57	85	M389593	12-041	Core		☐	☐	☐
142.12	143.62	1.50	GRN, VEN	1.39	93	M389594	12-041	Core		☐	☐	☐

From (m)	To (m)	Interval (m)	Rock Type	Recovery (m)	Recovery %	Sample Number	BatchName	Batch Class	Standard	Blank	1/4 Dup	Coarse Dup
143.62	145.12	1.50	GRN	1.28	85	M389595	12-041	Core		☐	☐	☐
145.12	146.13	1.01	GRN	0.96	95	M389596	12-042	Core		☐	☐	☐
146.13	147.63	1.50	GRN	1.50	100	M389597	12-042	Core		☐	☐	☐
147.63	149.13	1.50	GRN	1.42	95	M389598	12-042	Core		☐	☐	☐
149.13	149.43	0.30	VEN, GRN	0.28	93	M389599	12-042	Core		☐	☐	☐
149.43	150.93	1.50	GRN	1.37	91	M389601	12-042	Core		☐	☐	☐
150.93	152.43	1.50	GRN	1.50	100	M389602	12-042	Core		☐	☐	☐
152.43	155.10	2.67	GRN	2.61	98	M389603	12-042	Core		☐	☐	☐
155.10	158.10	3.00	GRN	3.00	100	M389604	12-042	Core		☐	☐	☐
158.10	160.63	2.53	GRN, GRN	1.87	74	M389605	12-042	Core		☐	☐	☐
160.63	163.68	3.05	GRN	2.10	69	M389607	12-042	Core		☐	☐	☐
163.68	166.73	3.05	GRN	2.90	95	M389608	12-042	Core		☐	☐	☐
166.73	169.77	3.04	GRN	2.25	74	M389609	12-042	Core		☐	☐	☐
169.77	172.82	3.05	GRN	2.60	85	M389610	12-042	Core		☐	☐	☐
172.82	175.41	2.59	GRN	2.58	100	M389611	12-042	Core		☐	☐	☐
175.41	176.82	1.41	GRN	1.36	96	M389612	12-042	Core		☐	☐	☐
176.82	178.92	2.10	GRN	2.10	100	M389613	12-042	Core		☐	☐	☐
178.92	181.97	3.05	GRN	3.05	100	M389614	12-042	Core		☐	☐	☐
178.92	181.97	3.05	GRN	3.05	100	M389615	12-042	Core		☐	☑	☐
181.97	185.01	3.04	GRN	3.04	100	M389616	12-042	Core		☐	☐	☐
185.01	188.06	3.05	GRN	2.51	82	M389617	12-042	Core		☐	☐	☐
188.06	189.33	1.27	GRN	1.27	100	M389618	12-042	Core		☐	☐	☐
188.06	189.33	1.27	GRN	1.27	100	M389619	12-042	Core		☐	☐	☑
189.33	191.11	1.78	GRN	1.78	100	M389620	12-042	Core		☐	☐	☐
191.11	194.16	3.05	GRN	3.05	100	M389621	12-042	Core		☐	☐	☐
194.16	197.21	3.05	GRN	3.05	100	M389622	12-042	Core		☐	☐	☐
197.21	200.25	3.04	GRN	3.04	100	M389623	12-042	Core		☐	☐	☐
200.25	202.13	1.88	GRN	1.88	100	M389624	12-042	Core		☐	☐	☐

From (m)	To (m)	Interval (m)	Rock Type	Recovery (m)	Recovery %	Sample Number	BatchName	Batch Class	Standard	Blank	1/4 Dup	Coarse Dup
202.13	203.63	1.50	GRN	1.50	100	M389625	12-042	Core		☐	☐	☐
203.63	205.13	1.50	GRN	1.45	97	M389626	12-042	Core		☐	☐	☐
205.13	206.63	1.50	GRN	1.43	95	M389628	12-042	Core		☐	☐	☐
206.63	207.14	0.51	GRN, VEN	0.47	92	M389629	12-042	Core		☐	☐	☐
207.14	208.64	1.50	VEN, GRN	1.50	100	M389631	12-042	Core		☐	☐	☐
208.64	210.14	1.50	GRN	1.50	100	M389632	12-043	Core		☐	☐	☐
210.14	212.45	2.31	GRN	2.10	91	M389633	12-043	Core		☐	☐	☐
212.45	215.49	3.04	GRN	3.04	100	M389634	12-043	Core		☐	☐	☐
215.49	217.32	1.83	GRN	1.65	90	M389635	12-043	Core		☐	☐	☐

From (m)	To (m)	Interval (m)	Recovery (m)	Recovery %	RQD	RQD %	Reactivity	Hardness	Weathering	Comments
0.00	0.90	0.90	0	0	0.00	0	--	--	--	Casing, no recovery.
0.90	3.05	2.15	2.05	95	0.00	0	0R	2H	4W	
3.05	5.18	2.13	1.96	92	0.16	8	0R	2H	3W	
5.18	8.23	3.05	2.99	98	0.92	30	0R	2H	3W	
8.23	11.28	3.05	2.95	97	0.74	24	0R	2H	3W	
11.28	14.33	3.05	2.86	94	0.87	29	0R	2H	3W	
14.33	17.37	3.04	3.04	100	0.48	16	0R	3H	2W	
17.37	20.42	3.05	2.62	86	0.62	20	0R	2H	2W	
20.42	23.47	3.05	0.7	23	0.00	0	0R	2H	2W	
23.47	26.52	3.05	2.81	92	0.39	13	0R	2H	2W	
26.52	29.57	3.05	2.3	75	0.18	6	0R	2H	2W	
29.57	32.61	3.04	2.67	88	1.38	45	0R	3H	2W	
32.61	35.66	3.05	2.99	98	2.60	85	0R	3H	2W	
35.66	38.71	3.05	3.05	100	2.23	73	0R	3H	2W	
38.71	41.76	3.05	3.05	100	2.28	75	0R	3H	3W	
41.76	44.81	3.05	3.05	100	1.55	51	0R	3H	2W	
44.81	47.85	3.04	2.98	98	2.63	87	0R	3H	2W	
47.85	50.90	3.05	3.05	100	2.13	70	0R	3H	3W	15cm stick up
50.90	53.95	3.05	3.05	100	2.12	70	0R	2H	3W	
53.95	57.00	3.05	3.05	100	2.75	90	0R	4H	2W	
57.00	60.05	3.05	3.05	100	1.13	37	0R	2H	4W	
60.05	63.09	3.04	3.04	100	0.70	23	0R	2H	2W	
63.09	66.14	3.05	2.19	72	1.62	53	0R	4H	1W	
66.14	69.19	3.05	3.04	100	2.17	71	0R	3H	2W	
69.19	72.24	3.05	2.99	98	1.82	60	0R	3H	2W	
72.24	75.29	3.05	3.04	100	2.79	91	0R	4H	1W	
75.29	78.33	3.04	3.04	100	2.47	81	0R	4H	1W	
78.33	81.38	3.05	2.7	89	1.97	65	0R	3H	3W	
81.38	84.43	3.05	2.04	67	0.70	23	0R	3H	4W	

From (m)	To (m)	Interval (m)	Recovery (m)	Recovery %	RQD	RQD %	Reactivity	Hardness	Weathering	Comments
84.43	87.48	3.05	3.05	100	1.80	59	0R	3H	1W	
87.48	90.52	3.04	3	99	2.14	70	0R	4H	1W	
90.52	93.57	3.05	3.05	100	1.64	54	0R	4H	1W	
93.57	96.62	3.05	3.05	100	2.49	82	0R	4H	1W	
96.62	99.67	3.05	3.04	100	2.36	77	0R	4H	1W	
99.67	102.72	3.05	3.05	100	2.50	82	0R	4H	1W	
102.72	105.76	3.04	2.87	94	2.52	83	0R	3H	1W	
105.76	108.81	3.05	2.98	98	2.26	74	0R	3H	1W	
108.81	111.86	3.05	3.05	100	1.53	50	0R	3H	1W	
111.86	114.91	3.05	3.05	100	1.80	59	0R	2H	1W	
114.91	117.96	3.05	3.05	100	2.65	87	0R	4H	1W	
117.96	121.01	3.05	3.05	100	2.05	67	0R	3H	1W	
121.01	124.05	3.04	3.04	100	2.59	85	0R	4H	1W	
124.05	127.10	3.05	3.03	99	2.94	96	0R	4H	1W	
127.10	130.15	3.05	3.05	100	3.00	98	0R	4H	1W	
130.15	133.20	3.05	3.05	100	3.00	98	0R	4H	1W	
133.20	136.25	3.05	3.05	100	3.05	100	0R	3H	1W	
136.25	139.29	3.04	2.9	95	2.75	90	0R	3H	1W	
139.29	142.34	3.05	2.95	97	1.81	59	0R	3H	2W	
142.34	145.39	3.05	2.67	88	1.46	48	0R	3H	3W	
145.39	148.44	3.05	2.97	97	1.68	55	0R	3H	2W	
148.44	151.49	3.05	2.87	94	1.18	39	0R	3H	2W	
151.49	154.53	3.04	2.95	97	2.20	72	0R	3H	2W	
154.53	157.58	3.05	2.95	97	2.00	66	0R	3H	2W	
157.58	160.63	3.05	2.91	95	1.00	33	0R	2H	4W	
160.63	163.68	3.05	2.1	69	0.63	21	0R	2H	4W	
163.68	166.73	3.05	2.9	95	0.98	32	0R	2H	4W	
166.73	169.77	3.04	2.25	74	0.61	20	0R	3H	2W	
169.77	172.82	3.05	2.6	85	0.50	16	0R	3H	2W	
172.82	175.89	3.07	2.99	97	0.89	29	0R	3H	2W	
175.89	178.92	3.03	3.03	100	1.68	55	0R	4H	1W	

From (m)	To (m)	Interval (m)	Recovery (m)	Recovery %	RQD	RQD %	Reactivity	Hardness	Weathering	Comments
178.92	181.97	3.05	3.05	100	2.73	90	0R	4H	1W	
181.97	185.01	3.04	3.04	100	3.04	100	0R	4H	1W	
185.01	188.06	3.05	2.51	82	1.92	63	0R	4H	1W	
188.06	191.11	3.05	3.05	100	2.86	94	0R	3H	1W	
191.11	194.16	3.05	3.05	100	3.05	100	0R	4H	1W	
194.16	197.21	3.05	3.05	100	3.05	100	0R	4H	1W	
197.21	200.25	3.04	3.04	100	3.04	100	0R	4H	1W	
200.25	203.30	3.05	3.05	100	3.05	100	0R	4H	1W	
203.30	206.35	3.05	3	98	2.67	88	0R	4H	1W	
206.35	209.40	3.05	2.95	97	2.03	67	0R	4H	1W	
209.40	212.45	3.05	2.89	95	1.54	50	0R	4H	1W	
212.45	215.49	3.04	3.04	100	2.62	86	0R	4H	1W	
215.49	218.54	3.05	2.66	87	1.95	64	0R	3H	1W	
218.54	221.59	3.05	3.05	100	3.00	98	0R	4H	1W	
221.59	224.64	3.05	3.05	100	3.05	100	0R	4H	1W	
224.64	227.69	3.05	3.05	100	3.05	100	0R	4H	1W	
227.69	230.73	3.04	3.04	100	3.04	100	0R	4H	1W	
230.73	233.78	3.05	3.02	99	2.97	97	0R	4H	1W	
233.78	236.83	3.05	3	98	3.00	98	0R	4H	1W	
236.83	239.88	3.05	3	98	3.00	98	0R	4H	1W	
239.88	242.93	3.05	3	98	3.00	98	0R	4H	1W	
242.93	245.97	3.04	3.04	100	3.04	100	0R	4H	1W	
245.97	249.02	3.05	3.05	100	3.05	100	0R	4H	1W	
249.02	252.07	3.05	3.04	100	3.04	100	0R	4H	1W	
252.07	255.12	3.05	3.01	99	3.01	99	0R	4H	1W	
255.12	257.34	2.22	2.22	100	2.17	98	0R	4H	1W	

Depth (m)	Magnetic Susceptibility	Rock Type	Comments
2	0.384	PHY	
3	0.219	PHY	
4	0.028	PHY	
5	0.622	PHY	
6	0.569	PHY	
7	0.483	PHY	
8	0.535	PHY	
9	0.525	PHY	
10	0.291	PHY	
11	0.694	PHY	
12	1.07	PHY	
13	0.405	PHY	
14	0.84	PHY	
15	0.31	PHY	
16	0.463	PHY	
17	0.036	PHY	pegmatite
18	0.686	PHY	
19	0.463	PHY	
20	0.413	PHY	
21	0	PHY	broken
22	0	PHY	broken
23	0	PHY	broken
24	0	PHY	broken
25	0.145	PHY	
26	0.19	PHY	
27	0.137	PHY	
28	0.181	PHY	
29	0.158	PHY	
30	0.032	GRN	

Depth (m)	Magnetic Susceptibility	Unit	Comments
31	0.047	GRN	
32	0.043	GRN	
33	0.039	GRN	
34	0.15	GRN	
35	0.238	GRN	
36	0.131	GRN	
37	0.05	GRN	
38	0.045	GRN	
39	0.04	GRN	
40	0.06	GRN	
41	0.044	GRN	
42	0.045	GRN	
43	0.038	VEN	
44	0.11	GRN	
45	0.049	GRN	
46	0.035	GRN	
47	0.034	GRN	
48	0.05	GRN	
49	0.014	GRN	
50	0.058	GRN	
51	0.04	GRN	
52	0.055	GRN	
53	0.051	GRN	
54	0.041	GRN	
55	0.035	GRN	
56	0.045	GRN	
57	0.041	GRN	
58	0.044	GRN	
59	0	GRN	broken

Depth (m)	Magnetic Susceptibility	Rock Type	Comments
60	0.153	GRN	
61	0	GRN	broken
62	0	GRN	broken
63	0	GRN	broken
64	0.026	GRN	
65	0.26	GRN	
66	0.126	GRN	
67	0.139	GRN	
68	0.199	GRN	
69	0.052	GRN	
70	0.115	GRN	
71	0.067	GRN	
72	0.063	GRN	
73	0.064	GRN	
74	0.129	GRN	
75	0.117	GRN	
76	0.118	GRN	
77	0.027	GRN	
78	0.127	GRN	
79	0.135	GRN	
80	0.123	GRN	
81	0.065	GRN	
82	0.131	GRN	
83	0.146	GRN	
84	0.043	GRN	
85	0.165	GRN	
86	0.108	GRN	
87	0.131	GRN	
88	0.179	GRN	
89	0.32	GRN	
90	0.03	GRN	
91	0.101	GRN	
92	0.04	GRN	
93	0.12	GRN	
94	0.13	GRN	
95	0.095	GRN	
96	0.207	GRN	
97	0.206	GRN	
98	0.051	GRN	
99	0.047	GRN	
100	0.058	GRN	
101	0.109	GRN	
102	0.375	GRN	
103	0.179	GRN	
104	0.039	GRN	
105	0.119	GRN	
106	0.161	GRN	
107	0.104	GRN	
108	0.048	GRN	
109	0.236	GRN	
110	0.092	GRN	
111	0.059	GRN	
112	0.123	GRN	
113	0.116	GRN	
114	0.17	GRN	
115	0.23	GRN	
116	0.764	GRN	
117	0.226	GRN	
118	0.135	GRN	
119	0.142	GRN	
120	2.745	VEN	QZ vein w/ ~50% Sulphides

Depth (m)	Magnetic Susceptibility	Rock Type	Comments
121	0.218	GRN	
122	0.159	GRN	
123	0.12	GRN	
124	0.113	GRN	
125	0.181	GRN	
126	0.127	GRN	
127	0.052	GRN	
128	0.125	GRN	
129	0.059	GRN	
130	0.051	GRN	
131	1.19	GRN	
132	0.185	GRN	
133	0.039	GRN	
134	0.063	GRN	
135	0.013	GRN	
136	0.156	GRN	
137	0.151	GRN	
138	0.223	GRN	
139	0.129	GRN	
140	0.3	GRN	
141	0.135	GRN	
142	0.031	VEN	
143	0.04	GRN	
144	0.041	GRN	
145	0.054	GRN	
146	0.185	GRN	
147	0.037	GRN	
148	0.132	GRN	
149	0.05	GRN	
150	0.197	GRN	
151	0.134	GRN	

Depth (m)	Magnetic Susceptibility	Unit	Comments
152	0.05	GRN	
153	0.043	GRN	
154	0.035	GRN	
155	0.039	GRN	
156	0.054	GRN	
157	0.06	GRN	
158	0.109	GRN	
159	0	GRN	broken
160	0.173	GRN	
161	0.15	GRN	
162	0.155	GRN	
163	0	GRN	broken
164	0.054	GRN	
165	0	GRN	broken
166	0.06	GRN	
167	0.066	GRN	
168	0.117	GRN	
169	0.141	GRN	
170	0.02	GRN	
171	0.131	GRN	
172	0.125	GRN	
173	0.057	GRN	
174	0.044	GRN	
175	0.041	GRN	
176	0.079	GRN	
177	0.123	GRN	
178	0.127	GRN	
179	0.072	GRN	
180	0.073	GRN	
181	13.32	GRN	Sulphide vein, 1cm thick.
182	0.06	GRN	

Depth (m)	Magnetic Susceptibility	Rock Type	Comments
183	0.044	GRN	
184	0.155	GRN	
185	0.11	GRN	
186	0.13	GRN	
187	0.191	GRN	
188	0.128	GRN	
189	8.305	GRN	2cm from 2cm thick quartz-sulphide vein.
190	0.097	GRN	
191	0.119	GRN	
192	0.042	GRN	
193	0.117	GRN	
194	0.122	GRN	
195	0.151	GRN	
196	0.202	GRN	
197	0.132	GRN	
198	0.118	GRN	
199	0.138	GRN	
200	0.166	GRN	
201	0.153	GRN	
202	0.175	GRN	
203	0.115	GRN	
204	0.252	GRN	
205	0.037	GRN	
206	0.142	GRN	
207	0.225	VEN	
208	0.231	GRN	
209	0.015	GRN	
210	0.23	GRN	
211	0.102	GRN	
212	0.107	GRN	

Depth (m)	Magnetic Susceptibility	Unit	Comments
213	0.054	GRN	
214	0.116	GRN	
215	0.092	GRN	
216	0.104	GRN	
217	0.063	GRN	
218	0.14	GRN	
219	0.109	GRN	
220	0.104	GRN	
221	0.142	GRN	
222	0.267	GRN	
223	0.288	GRN	
224	0.218	GRN	
225	0.259	GRN	
226	0.191	GRN	
227	0.201	GRN	
228	0.198	GRN	
229	0.233	GRN	
230	0.206	GRN	
231	0.373	GRN	
232	0.182	GRN	
233	0.156	GRN	
234	0.144	GRN	
235	0.146	GRN	
236	0.178	GRN	
237	0.089	GRN	
238	0.109	GRN	
239	0.14	GRN	
240	0.177	GRN	
241	0.242	GRN	
242	0.144	GRN	
243	0.139	GRN	

Depth (m)	Magnetic Susceptibility	Rock Type	Comments
244	0.183	GRN	
245	0.188	GRN	
246	0.2	GRN	
247	0.721	GRN	
248	0.135	GRN	
249	0.15	GRN	
250	0.139	GRN	
251	0.189	GRN	
252	0.253	GRN	
253	0.155	GRN	
254	0.17	GRN	
255	0.214	GRN	
256	0.202	GRN	
257	0.189	GRN	

Depth (m)	Magnetic Susceptibility	Unit	Comments

Hole Name

Hole Name	From (m)	Length (m)	Core Size	Rock Type	Weight in Air (g)	Weight in Water (g)	Density (g/cm3)	Specific Gravity	Comments
SNP-12-009									
	7.05	4	BTW	PHY	369.2	207	6.7	2.3	Mica-Schist
	42.28	14.5	BTW	GRN	515.6	304.5	2.6	2.4	Tan granite.
	72.03	14.8	BTW	GRN	534	330	2.6	2.6	Fresh, med. Grey granite.
	98	14.7	BTW	GRN	518.1	309.5	2.6	2.5	Mod. Phyllic altd. Granite.
	123	14.7	BTW	GRN	526.5	313	2.6	2.5	Lightly ARG altd. GRN.
	148	14.7	BTW	GRN	523.2	302	2.6	2.4	Dark, earthy orange OXI'd GRN w/ sulphide stringer set.
	176	14.7	BTW	GRN	526.7	327	2.6	2.6	Fresh GRN.
	197	14.9	BTW	GRN	537.8	317.5	2.6	2.4	Fresh GRN.

Keg - Silver Range

Archer, Cathro & Associates (1981) Limited

Grid East	Grid North	Easting	Northing	Elevation	Depth (m)
		599509	6912597	1706	482

ZONE: SNAP

SECTION:

HOLE: SNP-12-010

CLAIM: YD118171

Contractor: Top Rank

Drill: 2

Core Size: NQ

Casing Depth:

Drilling Dates: Aug 19 - Aug 27, 2012

Geology Logged By: J. Builder

SURVEY			
Depth (m)	Azimuth	Dip	Method
0	82	-45	Compass
146.91	89	-50.2	Ranger

TARGET:

SUMMARY			
From (m)	To (m)	Interval (m)	Rock Type
0	1.75	1.75	-?-
1.75	482	480.25	GRN

SAMPLES	
Numbers:	M389801 to M389966
Total:	176
Batch:	040, 044, 046, 047, 049
Certificates:	WH12204985, WH12207208, WH12209420, WH12209421, WH12210693

COMMENTS
Hole mineralization is strong between 302m and 340m.

Box Log

SNP-12-010

Silver Range
SNAP Zone

Archer,Cathro & Associates (1981) Limited

Box Number	From (m)	To (m)
1	1.75	7.3
2	7.3	12.47
3	12.47	18
4	18	24.28
5	24.28	30
6	30	35.74
7	35.74	41.42
8	41.42	47.18
9	47.18	52.79
10	52.79	59
11	59	64.18
12	64.18	69.53
13	69.53	75.12
14	75.12	81.65
15	81.65	87.25
16	87.25	92.9
17	92.9	98.38
18	98.38	104
19	104	109.83
20	109.83	115.27
21	115.27	120.98
22	120.98	126.66
23	126.66	131.63
24	131.63	137
25	137	142.46
26	142.46	148.02
27	148.02	153.5
28	153.5	159.08
29	159.08	164.72
30	164.72	170.43
31	170.43	176.22
32	176.22	182
33	182	187.78
34	187.78	192.47
35	192.47	199.11
36	199.11	204.76
37	204.76	210.41
38	210.41	216.04
39	216.04	221.52
40	221.52	227
41	227	232.83
42	232.83	238.58
43	238.58	244.36
44	244.36	250.21
45	250.21	255.92
46	255.92	261.45
47	261.45	267
48	267	272.37
49	272.37	277.89
50	277.89	283.42
51	283.42	289.22
52	289.22	294.8
53	294.8	300.3
54	300.3	305.62
55	305.62	311.1
56	311.1	316.75
57	316.75	322.25
58	322.25	327.83
59	327.83	333.42
60	333.42	339
61	339	344
62	344	349.3
63	349.3	354.71
64	354.71	360.17
65	360.17	365.75
66	365.75	371.46
67	371.46	377.14
68	377.14	383
69	383	388.85
70	388.85	394.35
71	394.35	399.9
72	399.9	405.08
73	405.08	410.73
74	410.73	416.49
75	416.49	422.24
76	422.24	427.94
77	427.94	433.74
78	433.74	439.53
79	439.53	445.39
80	445.39	450.98
81	450.98	456.74
82	456.74	462.31
83	462.31	469.97
84	469.97	473.57
85	473.57	479.16
86	479.16	482

From (m)	To (m)	Interval (m)	Rock Type	Grain Size	Description	Shade	Colour	Texture	Alteration	Intensity	Mineral	Conc.
0.00	1.75	1.75	-?-	--	casing, no recovery							
						--	--	---	---	--	--	0
1.75	6.80	5.05	GRN	MG	Medium grained, grey oxidized granite. Region is slightly rubbly to start with oxidation focusing in fractures throughout.							
						--	GY	PH	OXI	2I	--	0
6.80	9.15	2.35	GRN	MG	Highly fractured and weakly oxidized granite with an excess of manganese oxide staining in fractures. Fractures have a general orientation ranging from 40° to 60° to core axis.							
						--	OR	PH	OXI	2I	--	0
						--	BF	FR	MNO	4I		
9.15	10.79	1.64	GRN	MG	Region of potential siliceous infill overprinting argillic and phyllic alterations. Alterations are radiating outwards from highly oxidized fractures; argillic to phyllic. Fractured surfaces show weak manganese oxide staining.							
						--	OR	PH	MNO	2I	--	0
						--	GY		SIL	2I		
									ARG	2I		
									OXI	2I		
									PHC	2I		
10.79	20.00	9.21	GRN	MG	Region is moderately oxidized and phyllic altered granite. Mostly competent rock with localized rubble and grit. Weak to moderate oxidation is diffuse throughout interval and concentrated in fractures. Very seldom fractures have weakly siliceous envelopes or exhibit weak manganese oxide staining. **A vuggy, oxidized, quartz vein is located from 18.42m to 19.00m; upper contact is clear and oriented 26° to core axis while lower contact is rubbly and undefined.**							
						LT	GY		PHC	3I		
						DK	OR		MNO	2I		
						--	BF	PH	OXI	3I	--	0

From (m)	To (m)	Interval (m)	Rock Type	Grain Size	Description	Shade	Colour	Texture	Alteration	Intensity	Mineral	Conc.
20.00	51.05	31.05	GRN	MG	Relatively unaltered granite. Weak oxidation and/or manganese oxide staining is pervasive on fractured surfaces. **A band of coarse grained granite is located from 50.62m to 50.71m and oriented 47° to core axis.							
						--	GY	PH	OXI	1I	--	0
									MNO	1I		
51.05	53.09	2.04	GRN	MG	Region of oxidized and phyllic altered granite with localized areas of weak argillic alterations. The upper contact is gradational and gritty in texture and, therefore, indiscernible while the lower contact is planar and oriented 24° to core axis. Region hosts few siliceous infills oriented roughly 45° to core axis; argillic to phyllic alterations spread away from the infills. Oxidation is pervasive throughout and focused in fractures and manganese oxide is seldom found.							
						--	BF	PH	OXI	3I	--	0
						--	GY		PHC	3I		
									ARG	2I		
									MNO	1I		
53.09	57.00	3.91	GRN	MG	Relatively unaltered granite with few regions of localized siliceous infill and weak oxidation on fractured surfaces.							
						--	GY	PH	OXI	1I	--	0
									SIL	1I		
57.00	59.05	2.05	GRN	MG	Region of weak to moderately phyllic altered granite with intermittent zones of argillation. Area hosts weak siliceous infills with no measureable orientation. Very seldom grit or rubble is also present.							
						--	GY	PH	PHC	3I	--	0
						--	BF		ARG	3I		
									OXI	2I		
59.05	64.20	5.15	GRN	MG	Mostly unaltered granite with few localized zones of phyllic and argillic alterations around infills. Region is weakly oxidized from 63.42m. **A coarse grained band of highly micaceous granite is located between 61.00m and 61.16m.**							
						--	GY	PH	OXI	1I	--	0
									PHC	1I		
									ARG	1I		

From (m)	To (m)	Interval (m)	Rock Type	Grain Size	Description	Shade	Colour	Texture	Alteration	Intensity	Mineral	Conc.
64.20	66.06	1.86	GRN	MG	Moderately phyllic altered, rubbly granite with localized argillic alteration and grit present. Fractured surfaces host manganese oxide or a soft, greenish, creamy substance that does not effervesce in the presence of muriatic acid.							
						--	BF	PH	ARG	3I	--	0
						--	GY		PHC	3I		
									OXI	2I		
									MNO	2I		
66.06	74.06	8.00	GRN	MG	Relatively unaltered granite with few intermittent zones phyllic and argillic alteration and often weakly oxidized fractures.							
						--	GY	PH	OXI	1I	--	0
									PHC	1I		
									ARG	1I		
74.06	75.92	1.86	GRN	MG	Area of broad, siliceous, crackle fracturing giving appearance of weak brecciation. Small amount of infill is soft, creamy and yellowish in colour and as a powder effervesces in the presence of muriatic acid.							
						LT	GN					
						--	GY	PH	ARG	2I	--	0
75.92	78.80	2.88	GRN	MG	Weak to moderately siliceous granite.							
						--	GY	PH	SIL	2I	--	0
78.80	80.25	1.45	GRN	MG	Oxidized, rubbly and gritty granite with several siliceous infills and argillic and phyllic alterations radiating from them.							
						--	BF	PH	OXI	3I	--	0
						--	GY		SIL	3I		
									PHC	2I		
									ARG	2I		
80.25	81.26	1.01	GRN	MG	Gritty and rubbly oxidized granite with no excess of mineralization.							
						--	BF	RB	OXI	3I	--	0
								PH				
81.26	96.37	15.11	GRN	MG	Relatively unaltered granite with weak oxidation evident on fractured surfaces.							
						--	GY	PH	OXI	1I	--	0
96.37	98.00	1.63	GRN	MG	Moderately argillic altered granite with localized phyllic altered zones. Region is rubbly and gritty with few zones of competent rock.							

From (m)	To (m)	Interval (m)	Rock Type	Grain Size	Description	Shade	Colour	Texture	Alteration	Intensity	Mineral	Conc.
						LT	GY	PH	ARG	3I	--	0
						--	WH	RB	PHC	2I		
									OXI	1I		
98.00	111.50	13.50	GRN	MG	Unaltered granite with weak oxidation on fractured surfaces. Few localized sections contain coarse micas or quartz with no sulphides or oxides present. Localized phyllic and argillic alterations also occur surrounding minor quartz fractures.							
						--	GY	PH	OXI	1I	--	0
									ARG	2I		
									PHC	2I		
111.50	113.40	1.90	GRN	MG	Moderately phyllic and argillic altered granite. Likely due to proceeding vein?							
						LT	GN					
						--	GY					
						--	TN					
113.40	113.74	0.34	GRN	MG	Brecciated and weakly vuggy quartz vein; matrix is highly siliceous with a soft, creamy substance (potential clay minerals?) and hosts blebby, fine grained arsenopyrite, sphalerite and pyrite. General fabric of vein is oriented 46° to core axis, however, upper contact has a slightly offset angle at 27° to core axis. Argillic and phyllic alteration proceeds vein interval.							
						LT	GN	BX	ARG	2I	As	20
						--	GY	VU			Py	5
											Sp	8
113.74	117.95	4.21	GRN	MG	Region is highly phyllic and argillic altered due to series of quartz fractures and veins that host no sulphides as well as veins above and below interval that host sulphides. General orientation of infills is 50° to core axis. Region also hosts a fair amount of the soft, creamy mineral described above (likely clay minerals from argillic alteration?).							
						LT	GY	PH	ARG	3I	--	0
						LT	GN		PHC	3I		
117.95	118.12	0.17	GRN	MG	Weakly brecciated quartz vein hosting a band of blebby chalcopyrite surrounded by weak blebby sphalerite and trace galena. Few clasts of host rock within matrix exhibit strong argillic alteration. Upper and lower contacts are parallel at 45° to core axis.							

From (m)	To (m)	Interval (m)	Rock Type	Grain Size	Description	Shade	Colour	Texture	Alteration	Intensity	Mineral	Conc.
						--	WH	FR			Sp	1
						--	GY	BX	ARG	3I	Cp	4
											Gn	0.5
118.12	120.60	2.48	GRN	MG	Phyllic and argillic altered sibsection likely due to preceeding quartz and sulphide vein.							
						--	GY	PH	ARG	2I	--	0
						--	TN		PHC	2I		
120.60	159.95	39.35	GRN	MG	Relatively unaltered granite. Region contains several localized argillic and phyllic alterations as well as gritty or rubbly subsections. Few pegmatitic sections of coarse grained micas and quartz are present as well. Region hosts no visible sulphides.							
						--	TN	PH	ARG	1I	--	0
						--	GY		PHC	1I		
170.58	170.66	0.08	GRN	MG	Planar 0.1 to 0.2 cm wide quartz infill hosting trace, fine grained pyrite and sphalerite. Host rock surrounding fracture is argillic and phyllic altered							
						--	GY	PH	ARG	2I	Py	1
								FR	PHC	2I	Sp	2
170.66	180.83	10.17	GRN	MG	same as 159.95m to 170.38m							
						--	GY	PH	ARG	1I	--	0
									PHC	1I		
180.83	181.00	0.17	GRN	MG	0.7 cm argillic altered quartz infill hosting weak, fine grained, disseminated pyrite and a potential black sulphide powder that lacks any identifiable properties. Fracture is oriented 21° to core axis. Surrounding rock is argillic and phyllic altered.							
						--	GY	PH	ARG	3I	Py	2
						--	TN	FR	PHC	2I		
181.00	218.80	37.80	GRN	MG	same as 159.95m to 170.58m with an increase in localized siliceous rock.							
						--	GY	PH	ARG	1I	--	0
									PHC	1I		
									SIL	2I		

From (m)	To (m)	Interval (m)	Rock Type	Grain Size	Description	Shade	Colour	Texture	Alteration	Intensity	Mineral	Conc.
218.80	227.37	8.57	GRN	MG	Weak to moderately altered, light grey, light green and tan granite hosting a fair amount of siliceous infill, few laced with calcite. Fractures range in orientation with seemingly three sets; 30°, 10° and 50° to core axis, all sets show variable, fine grained, sulphide mineralization - galena, sphalerite, pyrrhotite, pyrite and arsenopyrite. Localized rubble or grit can be found throughout interval. Alterations are localized and diffuse with chloritization focusing on quartz infill.							
						LT	GY	PH	ARG	3I	Gn	0.1
						LT	GN	FR	PHC	3I	Sp	0.5
						--	TN		CHL	2I	Po	1
											Py	1
											As	0.8
227.37	249.65	22.28	GRN	MG	Mostly unaltered, grey, micaceous granite. Few, weakly chlorite altered, quartz carbonate filled fractures exist seldom hosting weak sulphides - sphalerite, pyrrhotite and pyrite; overall, mineralization of interval is almost non-existent. Pegmatitic mica and quartz bands are occur intermittently.							
						--	GY	PH	ARG	1I	Py	0.01
									PHC	1I	Po	0.05
											Sp	0.05
249.65	253.44	3.79	GRN	MG	Argillic and phyllic altered granite with few localized, unaltered subsections. Region has few mineralized fractures hosting blebby sulphides - pyrite, pyrrhotite, sphalerite and galena; overall, mineralization is trace.							
						--	GY	PH	ARG	3I	Py	1
						--	TN		PHC	3I	Po	0.5
									CHL	1I	Sp	0.5
											Gn	0.05
253.44	253.59	0.15	VEN	--	Roughly 4.0 cm quartz vein hosting semi massive pyrite replacement and blebby galena and sphalerite. Vein is weakly vuggy with euhedral quartz in vugs and oriented 40° to core axis.							
						--	--	BN	CHL	1I	Py	70
											Gn	2
											Sp	5

From (m)	To (m)	Interval (m)	Rock Type	Grain Size	Description	Shade	Colour	Texture	Alteration	Intensity	Mineral	Conc.
253.59	262.65	9.06	GRN	MG	Region of phyllic and argillic altered granite with regular fractures hosting pyrite, sphalerite and seldom galena. Fracture infill is generally siliceous in composition.							
						LT	GN		CHL	1I	Gn	0.01
						--	GY	PH	ARG	3I	Py	2
						--	TN		PHC	2I	Sp	0.5
262.65	266.34	3.69	GRN	MG	Subsection of altered and fractured granite. Fractures are planar or discontinuous and host a potential black sulphide powder that lacks any identifiable properties. Region is also locally siliceous hosting identifiable, blebby, fracture controlled sulphides - pyrite, pyrrhotite, sphalerite and galena.							
						LT	GY	PH	ARG	2I	Py	2
						LT	TN	FR	PHC	2I	Po	2
									SIL	2I	Gn	0.5
											Sp	0.5
266.34	278.00	11.66	GRN	MG	Relatively unaltered granite with localized regions of phyllic and argillic alteration as well as localized grit or rubble. Few siliceous zones host weakly mineralized fractures - pyrite.							
						LT	TN		PHC	2I		
						--	GY	PH	ARG	2I	Py	0.5
									SIL	1I		
278.00	280.75	2.75	GRN	MG	Moderately argillic and phyllic altered granite with chloritization focusing in fractures. Fractures occur regularily with no general orientation and host fine grained pyrite.							
						MD	GN		CHL	2I		
						--	GY	PH	ARG	3I	Py	2
						--	TN	FR	PHC	3I		
280.75	287.40	6.65	GRN	MG	Relatively unaltered granite with few localized areas of argillic and phyllic alterations.							
						--	GY	PH	ARG	2I	--	0
									PHC	2I		
									CHL	1I		

From (m)	To (m)	Interval (m)	Rock Type	Grain Size	Description	Shade	Colour	Texture	Alteration	Intensity	Mineral	Conc.
287.40	289.15	1.75	GRN	MG	Phyllic and argillic altered granite. Region is also locally siliceous with regularily occuring mineralized fractures. Fractures have no consistent orientation and host fine grained pyrite and sphalerite. Few replacement blebs of sphalerite and pyrite also occur. Chloritization is weakly diffuse and concentrated in fractures. Intermittent zones are unaltered, competent rock.							
						LT	GN	FR	PHC	3I	Sp	2
						--	TN	PH	ARG	3I	Py	3
						--	GY		CHL	2I		
289.15	293.90	4.75	GRN	MG	Mostly altered granite with localized zones of unaltered rock. Region hosts minimal, blebby, pyrite and sphalerite replacement.							
						--	TN	PH	ARG	2I	Py	0.5
						--	GY		PHC	2I	Sp	0.1
293.90	302.00	8.10	GRN	MG	same as 287.40m to 289.15m.							
						LT	GN	FR	PHC	3I	Sp	2
						--	TN	PH	ARG	3I	Py	3
						--	GY		SIL	1I		
302.00	320.20	18.20	GRN	MG	Region has a similar host rock to preceding interval with a great increase in mineralization intensity. Rock is phyllic and argillic altered with localized siliceous regions. Sulphides (pyrrhotite, pyrite and sphalerite) are blebby in fractures and as replacement. Galena is trace and only found within fractures. Veins and fractures are vuggy with large (0.5cm) euhedral crystals of quartz and pyrite. Seldom euhedral arsenopyrite and galena occur as well. Quartz also occurs as nodules within vugs. **see secondary structure log for widths, orientations and compositions of specific veins.**							
						LT	GY	PH	ARG	3I	Py	6
						LT	GN		SIL	3I	Gn	0.5
						--	TN	FR	PHC	3I	Sp	4
											As	0.5
											Po	6

From (m)	To (m)	Interval (m)	Rock Type	Grain Size	Description	Shade	Colour	Texture	Alteration	Intensity	Mineral	Conc.
320.20	321.65	1.45	VEN	--	Intensely mineralized, vuggy quartz vein. Mineralization consists of semimassive pyrite. Vugs are filled with large euhedral pyrite and quartz crystals with smaller blebs of sphalerite, galena and seldom arsenopyrite. Vein is discontinuous with chunks of host rock between veining bands. No measureable orientation angles can be found.							
						--	--	VU	SIL	5I	Py	60
								FR			Sp	10
											Gn	3
											As	1
											Po	10
321.65	322.85	1.20	GRN	MG	same as 302.00m to 320.20m with increased sulphide intensity - pyrite, pyrrhotite, sphalerite, galena and arsenopyrite.							
						--	GY	PH	ARG	3I	Py	30
						--	TN	FR	PHC	3I	Sp	8
									SIL	3I	Gn	1
											Po	10
322.85	324.85	2.00	GRN	MG	Region of decreased mineralization compared to uphole. Granite is argillic and phyllic altered siliceous and chloritized fractures hosting sulphides - pyrite, sphalerite, galena and arsenopyrite. Weak pyrite is also disseminated throughout.							
						--	GY	PH	ARG	2I	Py	5
						--	TN	FR	PHC	2I	Py	2
									SIL	1I	Sp	0.5
									CHL	1I	Gn	0.1
											As	0.1
354.00	377.00	23.00	GRN	MG	Mostly unaltered granite with localized siliceous, argillic and phyllic altered rock. Very few fractures occur hosting sphalerite and pyrite. Localized pegmatitic bands of coarse grained quartz and micas seldom occur. Chloritization is very minor and focused in calcareous fractures.							
						--	GY	PH	PHC	1I	Py	0.1
									ARG	1I		
									SIL	1I	Sp	0.05
377.00	378.62	1.62	GRN	MG	Subsection of argillic and phyllic altered granite with one highly argillic and weakly chlorite altered fracture infilled with pyrite.							
						LT	GN		PHC	3I		

From (m)	To (m)	Interval (m)	Rock Type	Grain Size	Description	Shade	Colour	Texture	Alteration	Intensity	Mineral	Conc.
						--	GY	PH	ARG	3I	Py	0.1
						--	WH		CHL	2I		
378.62	395.00	16.38	GRN	MG	Mostly unaltered granite with very seldom fractures hosting pyrite. Region is locally phyllic and argillic altered.							
						--	GY	PH	ARG	1I	Py	0.1
									PHC	1I		
395.00	400.10	5.10	GRN	MG	Argillic and phyllic altered granite with localized unaltered rock, grit or rubble. Few fractures are argillic altered and host pyrite, sphalerite and seldom galena. Fractures have no consistent orientation or width.							
						--	TN	RB	PHC	3I	Sp	0.5
						--	GY	PH	ARG	3I	Py	1
											Gn	0.5
400.10	410.70	10.60	GRN	MG	same as 378.62m to 395.00m.							
						--	GY	PH	ARG	1I	Py	0.1
									PHC	1I		
410.70	412.00	1.30	GRN	MG	same as 395.00m to 400.10m.							
						--	TN	RB	PHC	3I	Sp	0.5
						--	GY	PH	ARG	3I	Py	1
											Gn	0.5
412.00	447.65	35.65	GRN	MG	same as 378.62m to 395.00m.							
						--	GY	PH	ARG	1I	Py	0.1
									PHC	1I		
447.65	449.80	2.15	GRN	MG	Argillic and phyllic altered granite with few fractures infilled with weak sulphides. Fractures are oriented 15° to 20° to core axis and are argillic altered. Weak blebby sphalerite occurs around fractures.							
						LT	GN				Gn	0.1
						--	GY	PH	ARG	3I	Py	1
						--	TN	FR	PHC	3I	Sp	0.5
449.80	482.00	32.20	GRN	MG	same as 378.62m to 395.00m.							
						--	GY	PH	ARG	1I	Py	0.1
									PHC	1I		

From (m)	To (m)	Interval (m)	Rock Type	Recovery (m)	Recovery %	Sample Number	BatchName	Batch Class	Standard	Blank	1/4 Dup	Coarse Dup
0.00	0.00	0.00	-QC-	0.00	0	M389896	12-046	Core		☑	☐	☐
0.00	0.00	0.00	-QC-	0.00	0	M389966	12-049	Core		☑	☐	☐
0.00	0.00	0.00	-QC-	0.00	0	M389952	12-049	Core	PL1	☐	☐	☐
0.00	0.00	0.00	-QC-	0.00	0	M389948	12-049	Core		☑	☐	☐
0.00	0.00	0.00	-QC-	0.00	0	M389940	12-047	Core	PL1	☐	☐	☐
0.00	0.00	0.00	-QC-	0.00	0	M389929	12-047	Core		☑	☐	☐
0.00	0.00	0.00	-QC-	0.00	0	M389919	12-047	Core	ME8	☐	☐	☐
0.00	0.00	0.00	-QC-	0.00	0	M389913	12-047	Core		☑	☐	☐
0.00	0.00	0.00	-QC-	0.00	0	M389805	12-040	Core		☑	☐	☐
0.00	0.00	0.00	-QC-	0.00	0	M389899	12-046	Core		☑	☐	☐
0.00	0.00	0.00	-QC-	0.00	0	M389888	12-046	Core	PL1	☐	☐	☐
0.00	0.00	0.00	-QC-	0.00	0	M389864	12-044	Core	ME8	☐	☐	☐
0.00	0.00	0.00	-QC-	0.00	0	M389857	12-044	Core		☑	☐	☐
0.00	0.00	0.00	-QC-	0.00	0	M389848	12-044	Core	PL1	☐	☐	☐
0.00	0.00	0.00	-QC-	0.00	0	M389842	12-044	Core		☑	☐	☐
0.00	0.00	0.00	-QC-	0.00	0	M389827	12-040	Core		☑	☐	☐
0.00	0.00	0.00	-QC-	0.00	0	M389824	12-040	Core	ME8	☐	☐	☐
0.00	0.00	0.00	-QC-	0.00	0	M389812	12-040	Core	PL1	☐	☐	☐
0.00	0.00	0.00	-QC-	0.00	0	M389906	12-046	Core	ME8	☐	☐	☐
2.00	5.00	3.00	GRN	2.94	98	M389801	12-040	Core		☐	☐	☐
5.00	6.80	1.80	GRN	1.80	100	M389802	12-040	Core		☐	☐	☐
6.80	9.15	2.35	GRN	2.35	100	M389803	12-040	Core		☐	☐	☐
9.15	11.00	1.85	GRN	1.85	100	M389804	12-040	Core		☐	☐	☐
11.00	14.00	3.00	GRN	2.82	94	M389806	12-040	Core		☐	☐	☐
14.00	17.00	3.00	GRN	2.95	98	M389807	12-040	Core		☐	☐	☐
17.00	20.00	3.00	GRN	2.15	72	M389808	12-040	Core		☐	☐	☐
20.00	23.00	3.00	GRN	3.00	100	M389809	12-040	Core		☐	☐	☐

From (m)	To (m)	Interval (m)	Rock Type	Recovery (m)	Recovery %	Sample Number	BatchName	Batch Class	Standard	Blank	1/4 Dup	Coarse Dup
50.00	51.07	1.07	GRN	1.07	100	M389810	12-040	Core		☐	☐	☐
51.07	53.00	1.93	GRN	1.93	100	M389811	12-040	Core		☐	☐	☐
53.00	56.00	3.00	GRN	2.96	99	M389813	12-040	Core		☐	☐	☐
56.00	57.10	1.10	GRN	0.94	85	M389814	12-040	Core		☐	☐	☐
57.10	59.00	1.90	GRN	1.63	86	M389815	12-040	Core		☐	☐	☐
59.00	62.00	3.00	GRN	2.86	95	M389816	12-040	Core		☐	☐	☐
59.00	62.00	3.00	GRN	2.86	95	M389817	12-040	Core		☐	☐	☑
62.00	64.00	2.00	GRN	2.00	100	M389818	12-040	Core		☐	☐	☐
64.00	66.15	2.15	GRN	1.15	53	M389819	12-040	Core		☐	☐	☐
66.15	68.00	1.85	GRN	1.85	100	M389820	12-040	Core		☐	☐	☐
68.00	71.00	3.00	GRN	3.00	100	M389821	12-040	Core		☐	☐	☐
71.00	74.00	3.00	GRN	2.99	100	M389822	12-040	Core		☐	☐	☐
74.00	75.90	1.90	GRN	1.66	87	M389823	12-040	Core		☐	☐	☐
75.90	78.75	2.85	GRN	2.24	79	M389825	12-040	Core		☐	☐	☐
78.75	81.25	2.50	GRN	2.11	84	M389826	12-040	Core		☐	☐	☐
96.00	98.00	2.00	GRN	1.89	95	M389828	12-040	Core		☐	☐	☐
110.50	112.00	1.50	GRN	1.50	100	M389829	12-040	Core		☐	☐	☐
112.00	113.40	1.40	GRN	1.38	99	M389830	12-040	Core		☐	☐	☐
112.00	113.40	1.40	GRN	1.38	99	M389831	12-040	Core		☐	☑	☐
113.40	114.00	0.60	GRN	0.58	97	M389832	12-040	Core		☐	☐	☐
114.00	115.60	1.60	GRN	1.54	96	M389833	12-040	Core		☐	☐	☐
115.60	116.72	1.12	GRN	1.04	93	M389834	12-040	Core		☐	☐	☐
116.72	117.85	1.13	GRN	1.04	92	M389835	12-040	Core		☐	☐	☐
117.85	118.15	0.30	GRN	0.28	93	M389836	12-040	Core		☐	☐	☐
118.15	119.60	1.45	GRN	1.43	99	M389837	12-044	Core		☐	☐	☐
119.60	121.00	1.40	GRN	1.39	99	M389838	12-044	Core		☐	☐	☐
133.00	134.65	1.65	GRN	1.46	88	M389839	12-044	Core		☐	☐	☐
134.65	137.35	2.70	GRN	2.21	82	M389840	12-044	Core		☐	☐	☐
137.35	137.65	0.30	GRN	0.29	97	M389841	12-044	Core		☐	☐	☐

From (m)	To (m)	Interval (m)	Rock Type	Recovery (m)	Recovery %	Sample Number	BatchName	Batch Class	Standard	Blank	1/4 Dup	Coarse Dup
137.65	139.00	1.35	GRN	1.29	96	M389843	12-044	Core		☐	☐	☐
139.00	141.00	2.00	GRN	1.93	97	M389844	12-044	Core		☐	☐	☐
215.00	218.00	3.00	GRN	3.00	100	M389845	12-044	Core		☐	☐	☐
218.00	221.00	3.00	GRN	3.00	100	M389846	12-044	Core		☐	☐	☐
221.00	224.00	3.00	GRN	3.00	100	M389847	12-044	Core		☐	☐	☐
224.00	227.00	3.00	GRN	3.00	100	M389849	12-044	Core	ME8	☐	☐	☐
227.00	230.00	3.00	GRN	2.94	98	M389850	12-044	Core		☐	☐	☐
248.00	249.65	1.65	GRN	1.65	100	M389851	12-044	Core		☐	☐	☐
248.00	249.65	1.65	GRN	1.65	100	M389852	12-044	Core		☐	☑	☐
249.65	250.20	0.55	GRN	0.55	100	M389853	12-044	Core		☐	☐	☐
250.20	252.10	1.90	GRN	1.86	98	M389854	12-044	Core		☐	☐	☐
252.10	253.40	1.30	GRN	1.20	92	M389855	12-044	Core		☐	☐	☐
253.40	253.90	0.50	GRN	0.47	94	M389856	12-044	Core		☐	☐	☐
253.90	255.60	1.70	GRN	1.69	99	M389858	12-044	Core		☐	☐	☐
255.60	257.00	1.40	GRN	1.31	94	M389859	12-044	Core		☐	☐	☐
257.00	260.00	3.00	GRN	3.00	100	M389860	12-044	Core		☐	☐	☐
260.00	262.50	2.50	GRN	2.43	97	M389861	12-044	Core		☐	☐	☐
262.50	263.70	1.20	GRN	1.20	100	M389862	12-044	Core		☐	☐	☐
263.70	264.20	0.50	GRN	0.48	96	M389863	12-044	Core		☐	☐	☐
264.20	266.40	2.20	GRN	2.20	100	M389865	12-044	Core		☐	☐	☐
266.40	269.00	2.60	GRN	2.60	100	M389866	12-044	Core		☐	☐	☐
269.00	272.00	3.00	GRN	2.98	99	M389867	12-044	Core		☐	☐	☐
272.00	275.00	3.00	GRN	3.00	100	M389868	12-044	Core		☐	☐	☐
275.00	278.00	3.00	GRN	3.00	100	M389869	12-044	Core		☐	☐	☐
278.00	281.00	3.00	GRN	3.00	100	M389870	12-044	Core		☐	☐	☐
278.00	281.00	3.00	GRN	3.00	100	M389871	12-044	Core		☐	☐	☑
281.00	284.00	3.00	GRN	3.00	100	M389872	12-044	Core		☐	☐	☐
284.00	287.00	3.00	GRN	2.97	99	M389873	12-046	Core		☐	☐	☐
287.00	289.00	2.00	GRN	2.00	100	M389874	12-046	Core		☐	☐	☐

From (m)	To (m)	Interval (m)	Rock Type	Recovery (m)	Recovery %	Sample Number	BatchName	Batch Class	Standard	Blank	1/4 Dup	Coarse Dup
289.00	291.00	2.00	GRN	2.00	100	M389875	12-046	Core		☐	☐	☐
291.00	293.00	2.00	GRN	2.00	100	M389876	12-046	Core		☐	☐	☐
291.00	293.00	2.00	GRN	2.00	100	M389877	12-046	Core		☐	☐	☑
293.00	295.00	2.00	GRN	2.00	100	M389878	12-046	Core		☐	☐	☐
295.00	296.00	1.00	GRN	1.00	100	M389879	12-046	Core		☐	☐	☐
295.00	296.00	1.00	GRN	1.00	100	M389880	12-046	Core		☐	☑	☐
296.00	298.00	2.00	GRN	1.91	96	M389881	12-046	Core		☐	☐	☐
298.00	300.00	2.00	GRN	1.89	95	M389882	12-046	Core		☐	☐	☐
300.00	301.00	1.00	GRN	0.94	94	M389883	12-046	Core		☐	☐	☐
301.00	302.00	1.00	GRN	0.94	94	M389884	12-046	Core		☐	☐	☐
302.00	303.50	1.50	GRN	1.48	99	M389885	12-046	Core		☐	☐	☐
303.50	304.00	0.50	GRN	0.43	86	M389886	12-046	Core		☐	☐	☐
304.00	304.75	0.75	GRN	0.74	99	M389887	12-046	Core		☐	☐	☐
304.75	306.20	1.45	GRN	1.43	99	M389889	12-046	Core		☐	☐	☐
306.20	308.20	2.00	GRN	2.00	100	M389890	12-046	Core		☐	☐	☐
308.20	311.00	2.80	GRN	2.57	92	M389891	12-046	Core		☐	☐	☐
311.00	314.00	3.00	GRN	2.73	91	M389892	12-046	Core		☐	☐	☐
314.00	317.00	3.00	GRN	2.88	96	M389893	12-046	Core		☐	☐	☐
317.00	318.00	1.00	GRN	0.99	99	M389894	12-046	Core		☐	☐	☐
318.00	318.80	0.80	GRN	0.80	100	M389895	12-046	Core		☐	☐	☐
318.80	320.20	1.40	GRN	1.37	98	M389897	12-046	Core		☐	☐	☐
320.20	321.65	1.45	GRN	1.45	100	M389898	12-046	Core		☐	☐	☐
321.65	322.85	1.20	GRN	1.20	100	M389900	12-046	Core		☐	☐	☐
322.85	324.80	1.95	GRN	1.95	100	M389901	12-046	Core		☐	☐	☐
324.80	326.00	1.20	GRN	1.20	100	M389902	12-046	Core		☐	☐	☐
326.00	327.50	1.50	GRN	1.48	99	M389903	12-046	Core		☐	☐	☐
327.50	329.00	1.50	GRN	1.46	97	M389904	12-046	Core		☐	☐	☐
329.00	330.50	1.50	GRN	1.49	99	M389905	12-046	Core		☐	☐	☐
330.50	332.00	1.50	GRN	1.50	100	M389907	12-046	Core		☐	☐	☐

From (m)	To (m)	Interval (m)	Rock Type	Recovery (m)	Recovery %	Sample Number	BatchName	Batch Class	Standard	Blank	1/4 Dup	Coarse Dup
332.00	335.00	3.00	GRN	2.95	98	M389908	12-046	Core		☐	☐	☐
335.00	338.00	3.00	GRN	2.84	95	M389909	12-047	Core		☐	☐	☐
338.00	340.00	2.00	GRN	2.00	100	M389910	12-047	Core		☐	☐	☐
340.00	341.40	1.40	GRN	1.40	100	M389911	12-047	Core		☐	☐	☐
341.40	342.15	0.75	GRN	0.72	96	M389912	12-047	Core		☐	☐	☐
342.15	344.00	1.85	GRN	1.81	98	M389914	12-047	Core		☐	☐	☐
344.00	347.00	3.00	GRN	2.95	98	M389915	12-047	Core		☐	☐	☐
347.00	350.00	3.00	GRN	2.98	99	M389916	12-047	Core		☐	☐	☐
350.00	352.00	2.00	GRN	2.00	100	M389917	12-047	Core		☐	☐	☐
352.00	353.00	1.00	GRN	1.00	100	M389918	12-047	Core		☐	☐	☐
353.00	356.00	3.00	GRN	3.00	100	M389920	12-047	Core		☐	☐	☐
356.00	359.00	3.00	GRN	2.80	93	M389921	12-047	Core		☐	☐	☐
359.00	362.00	3.00	GRN	2.98	99	M389922	12-047	Core		☐	☐	☐
362.00	365.00	3.00	GRN	3.00	100	M389923	12-047	Core		☐	☐	☐
365.00	368.00	3.00	GRN	3.00	100	M389924	12-047	Core		☐	☐	☐
368.00	369.00	1.00	GRN	0.99	99	M389925	12-047	Core		☐	☐	☐
368.00	369.00	1.00	GRN	0.99	99	M389926	12-047	Core		☐	☑	☐
369.00	370.00	1.00	GRN	0.98	98	M389927	12-047	Core		☐	☐	☐
370.00	371.00	1.00	GRN	0.99	99	M389928	12-047	Core		☐	☐	☐
389.00	390.50	1.50	GRN	1.50	100	M389930	12-047	Core		☐	☐	☐
390.50	392.00	1.50	GRN	1.50	100	M389931	12-047	Core		☐	☐	☐
392.00	392.50	0.50	GRN	0.50	100	M389932	12-047	Core		☐	☐	☐
392.00	392.50	0.50	GRN	0.50	100	M389933	12-047	Core		☐	☐	☑
392.50	394.00	1.50	GRN	1.47	98	M389934	12-047	Core		☐	☐	☐
394.00	395.00	1.00	GRN	0.98	98	M389935	12-047	Core		☐	☐	☐
395.00	396.00	1.00	GRN	0.97	97	M389936	12-047	Core		☐	☐	☐
396.00	398.00	2.00	GRN	1.95	98	M389937	12-047	Core		☐	☐	☐
398.00	399.00	1.00	GRN	0.61	61	M389938	12-047	Core		☐	☐	☐
399.00	399.90	0.90	GRN	0.89	99	M389939	12-047	Core		☐	☐	☐

From (m)	To (m)	Interval (m)	Rock Type	Recovery (m)	Recovery %	Sample Number	BatchName	Batch Class	Standard	Blank	1/4 Dup	Coarse Dup
399.90	401.00	1.10	GRN	1.10	100	M389941	12-047	Core		☐	☐	☐
401.00	402.50	1.50	GRN	1.50	100	M389942	12-047	Core		☐	☐	☐
402.50	404.00	1.50	GRN	1.48	99	M389943	12-047	Core		☐	☐	☐
404.00	407.00	3.00	GRN	3.00	100	M389944	12-049	Core		☐	☐	☐
407.00	409.00	2.00	GRN	2.00	100	M389945	12-049	Core		☐	☐	☐
409.00	410.50	1.50	GRN	1.50	100	M389946	12-049	Core		☐	☐	☐
410.50	411.80	1.30	GRN	1.29	99	M389947	12-049	Core		☐	☐	☐
411.80	413.00	1.20	GRN	1.14	95	M389949	12-049	Core		☐	☐	☐
446.00	447.50	1.50	GRN	1.49	99	M389950	12-049	Core		☐	☐	☐
447.50	449.00	1.50	GRN	1.50	100	M389951	12-049	Core		☐	☐	☐
449.00	450.50	1.50	GRN	1.49	99	M389953	12-049	Core		☐	☐	☐
450.50	452.00	1.50	GRN	1.50	100	M389954	12-049	Core		☐	☐	☐
452.00	455.00	3.00	GRN	2.90	97	M389955	12-049	Core		☐	☐	☐
455.00	456.50	1.50	GRN	1.50	100	M389956	12-049	Core		☐	☐	☐
456.50	458.00	1.50	GRN	1.50	100	M389957	12-049	Core		☐	☐	☐
458.00	461.00	3.00	GRN	2.99	100	M389958	12-049	Core		☐	☐	☐
461.00	464.00	3.00	GRN	3.00	100	M389959	12-049	Core		☐	☐	☐
464.00	467.00	3.00	GRN	2.93	98	M389960	12-049	Core		☐	☐	☐
467.00	468.50	1.50	GRN	1.49	99	M389961	12-049	Core		☐	☐	☐
468.50	469.00	0.50	GRN	0.50	100	M389962	12-049	Core		☐	☐	☐
469.00	470.00	1.00	GRN	0.99	99	M389963	12-049	Core		☐	☐	☐
470.00	473.00	3.00	GRN	3.00	100	M389964	12-049	Core		☐	☐	☐
473.00	476.00	3.00	GRN	2.97	99	M389965	12-049	Core		☐	☐	☐

From (m)	To (m)	Interval (m)	Recovery (m)	Recovery %	RQD	RQD %	Reactivity	Hardness	Weathering	Comments
0.00	1.75	1.75	0	0	0.00	0	--	--	--	casing, no recovery
1.75	2.00	0.25	0.25	100	0.00	0	0R	4H	2W	
2.00	5.00	3.00	2.94	98	2.20	73	0R	4H	2W	
5.00	8.00	3.00	3	100	1.47	49	0R	3H	4W	
8.00	11.00	3.00	3	100	1.15	38	0R	3H	4W	
11.00	14.00	3.00	2.82	94	1.73	58	0R	2H	4W	
14.00	17.00	3.00	2.95	98	2.29	76	0R	3H	4W	
17.00	20.00	3.00	2.15	72	1.02	34	0R	3H	3W	
20.00	23.00	3.00	3	100	1.90	63	0R	3H	2W	
23.00	26.00	3.00	3	100	2.81	94	0R	4H	1W	
26.00	29.00	3.00	2.91	97	2.91	97	0R	4H	1W	
29.00	32.00	3.00	3	100	2.75	92	0R	4H	1W	
32.00	35.00	3.00	2.93	98	2.77	92	0R	4H	1W	
35.00	38.00	3.00	3	100	2.93	98	0R	4H	1W	
38.00	41.00	3.00	3	100	2.91	97	0R	4H	1W	
41.00	44.00	3.00	2.96	99	2.96	99	0R	4H	1W	
44.00	47.00	3.00	2.96	99	2.89	96	0R	4H	1W	
47.00	50.00	3.00	3	100	2.91	97	0R	4H	1W	
50.00	53.00	3.00	3	100	2.31	77	0R	3H	3W	
53.00	56.00	3.00	2.96	99	2.75	92	0R	4H	2W	
56.00	59.00	3.00	2.57	86	1.91	64	0R	3H	3W	
59.00	62.00	3.00	2.86	95	2.01	67	0R	4H	2W	
62.00	65.00	3.00	3	100	1.90	63	0R	3H	3W	
65.00	68.00	3.00	3	100	2.00	67	0R	3H	3W	
68.00	71.00	3.00	3	100	2.86	95	0R	4H	2W	
71.00	74.00	3.00	2.99	100	2.63	88	0R	4H	2W	
74.00	77.00	3.00	2.62	87	1.95	65	0R	4H	2W	
77.00	80.00	3.00	2.19	73	1.18	39	0R	5H	3W	
80.00	83.00	3.00	2.87	96	1.70	57	0R	3H	4W	

From (m)	To (m)	Interval (m)	Recovery (m)	Recovery %	RQD	RQD %	Reactivity	Hardness	Weathering	Comments
83.00	86.00	3.00	2.99	100	2.88	96	0R	4H	2W	
86.00	89.00	3.00	3	100	2.89	96	0R	4H	2W	
89.00	92.00	3.00	3	100	3.00	100	0R	5H	2W	
92.00	95.00	3.00	2	67	2.54	85	0R	4H	2W	
95.00	98.00	3.00	2.83	94	1.55	52	0R	3H	3W	
98.00	101.00	3.00	3	100	2.84	95	0R	4H	2W	
101.00	104.00	3.00	3	100	3.00	100	0R	4H	1W	
104.00	107.00	3.00	2.96	99	2.89	96	0R	4H	1W	
107.00	110.00	3.00	3	100	3.00	100	0R	4H	1W	
110.00	113.00	3.00	2.99	100	2.88	96	0R	4H	1W	
113.00	116.00	3.00	2.88	96	2.11	70	0R	4H	1W	
116.00	119.00	3.00	2.77	92	1.49	50	0R	4H	1W	
119.00	122.00	3.00	2.98	99	2.15	72	0R	4H	1W	
122.00	125.00	3.00	2.98	99	2.43	81	0R	4H	1W	
125.00	128.00	3.00	3	100	2.85	95	0R	3H	1W	
128.00	131.00	3.00	3	100	0.70	23	0R	2H	1W	
131.00	134.00	3.00	2.83	94	2.12	71	0R	3H	1W	
134.00	137.00	3.00	2.4	80	0.88	29	0R	3H	1W	
137.00	140.00	3.00	2.86	95	1.83	61	0R	4H	1W	
140.00	143.00	3.00	2.93	98	2.40	80	0R	4H	1W	
143.00	146.00	3.00	3	100	2.62	87	0R	4H	1W	
146.00	149.00	3.00	2.98	99	2.32	77	0R	4H	1W	
149.00	152.00	3.00	2.87	96	2.08	69	0R	4H	1W	
152.00	155.00	3.00	3	100	1.64	55	0R	3H	1W	
155.00	158.00	3.00	3	100	2.24	75	0R	4H	1W	
158.00	161.00	3.00	3	100	1.98	66	0R	3H	1W	
161.00	164.00	3.00	2.99	100	2.99	100	0R	4H	1W	
164.00	167.00	3.00	3	100	3.00	100	0R	4H	1W	
167.00	170.00	3.00	2.97	99	2.92	97	0R	4H	1W	
170.00	173.00	3.00	2.98	99	2.73	91	0R	4H	1W	
173.00	176.00	3.00	3	100	2.69	90	0R	4H	1W	

From (m)	To (m)	Interval (m)	Recovery (m)	Recovery %	RQD	RQD %	Reactivity	Hardness	Weathering	Comments
176.00	179.00	3.00	2.98	99	2.77	92	0R	4H	1W	
179.00	182.00	3.00	2.92	97	2.76	92	0R	4H	1W	
182.00	185.00	3.00	3	100	2.93	98	0R	4H	1W	
185.00	188.00	3.00	3	100	2.91	97	0R	4H	1W	
188.00	191.00	3.00	2.91	97	2.91	97	0R	4H	1W	
191.00	194.00	3.00	3	100	3.00	100	0R	4H	1W	
194.00	197.00	3.00	3	100	2.95	98	0R	4H	1W	
197.00	200.00	3.00	3	100	3.00	100	0R	4H	1W	
200.00	203.00	3.00	3	100	2.95	98	0R	4H	1W	
203.00	206.00	3.00	2.85	95	2.70	90	0R	4H	1W	
206.00	209.00	3.00	3	100	3.00	100	0R	4H	1W	
209.00	212.00	3.00	3	100	3.00	100	0R	4H	1W	
212.00	215.00	3.00	2.99	100	2.99	100	0R	4H	1W	
215.00	218.00	3.00	3	100	2.90	97	0R	4H	1W	
218.00	221.00	3.00	3	100	2.72	91	0R	3H	1W	
221.00	224.00	3.00	3	100	2.70	90	0R	3H	1W	
224.00	227.00	3.00	3	100	3.00	100	0R	4H	1W	
227.00	230.00	3.00	2.94	98	2.94	98	0R	4H	1W	
230.00	233.00	3.00	3	100	3.00	100	0R	4H	1W	
233.00	236.00	3.00	2.97	99	2.97	99	0R	4H	1W	
236.00	239.00	3.00	3	100	2.74	91	0R	4H	1W	
239.00	242.00	3.00	2.98	99	2.98	99	0R	4H	1W	
242.00	245.00	3.00	3	100	3.00	100	0R	4H	1W	
245.00	248.00	3.00	3	100	2.87	96	0R	4H	1W	
248.00	251.00	3.00	3	100	2.85	95	0R	4H	1W	
251.00	254.00	3.00	2.96	99	2.80	93	0R	4H	1W	
254.00	257.00	3.00	2.93	98	2.32	77	0R	3H	1W	
257.00	260.00	3.00	3	100	3.00	100	0R	4H	1W	
260.00	263.00	3.00	2.96	99	2.58	86	0R	4H	1W	
263.00	266.00	3.00	3	100	2.46	82	0R	4H	1W	
266.00	269.00	3.00	2.97	99	1.45	48	0R	3H	1W	

From (m)	To (m)	Interval (m)	Recovery (m)	Recovery %	RQD	RQD %	Reactivity	Hardness	Weathering	Comments
269.00	272.00	3.00	2.98	99	2.73	91	0R	4H	1W	
272.00	275.00	3.00	3	100	2.95	98	0R	4H	1W	
275.00	278.00	3.00	3	100	2.20	73	0R	3H	1W	
278.00	281.00	3.00	3	100	2.23	74	0R	4H	1W	
281.00	284.00	3.00	3	100	3.00	100	0R	4H	1W	
284.00	287.00	3.00	2.97	99	2.97	99	0R	4H	1W	
287.00	290.00	3.00	3	100	2.54	85	0R	4H	1W	
290.00	293.00	3.00	3	100	2.90	97	0R	4H	1W	
293.00	296.00	3.00	3	100	2.97	99	0R	4H	1W	
296.00	299.00	3.00	2.86	95	2.10	70	0R	4H	1W	
299.00	302.00	3.00	2.83	94	1.48	49	0R	4H	1W	
302.00	305.00	3.00	2.95	98	2.95	98	0R	4H	1W	
305.00	308.00	3.00	3	100	3.00	100	0R	4H	1W	
308.00	311.00	3.00	2.75	92	2.29	76	0R	4H	1W	
311.00	314.00	3.00	2.73	91	1.64	55	0R	4H	1W	
314.00	317.00	3.00	2.88	96	2.30	77	0R	4H	1W	
317.00	320.00	3.00	3	100	2.98	99	0R	4H	1W	
320.00	323.00	3.00	3	100	2.95	98	0R	4H	1W	
323.00	326.00	3.00	3	100	3.00	100	0R	4H	1W	
326.00	329.00	3.00	2.92	97	2.87	96	0R	4H	1W	
329.00	332.00	3.00	3	100	2.80	93	0R	4H	1W	
332.00	335.00	3.00	2.95	98	2.65	88	0R	4H	1W	
335.00	338.00	3.00	2.84	95	2.23	74	0R	4H	1W	
338.00	341.00	3.00	3	100	2.85	95	0R	4H	1W	
341.00	344.00	3.00	2.9	97	1.63	54	0R	4H	1W	
344.00	347.00	3.00	2.95	98	2.30	77	0R	3H	1W	
347.00	350.00	3.00	2.98	99	2.00	67	0R	3H	1W	
350.00	353.00	3.00	3	100	1.94	65	0R	4H	1W	
353.00	356.00	3.00	3	100	2.96	99	0R	4H	1W	
356.00	359.00	3.00	2.8	93	2.80	93	0R	4H	1W	
359.00	362.00	3.00	2.98	99	2.64	88	0R	4H	1W	

From (m)	To (m)	Interval (m)	Recovery (m)	Recovery %	RQD	RQD %	Reactivity	Hardness	Weathering	Comments
362.00	365.00	3.00	3	100	3.00	100	0R	4H	1W	
365.00	368.00	3.00	3	100	2.85	95	0R	4H	1W	
368.00	371.00	3.00	2.96	99	2.96	99	0R	4H	1W	
371.00	374.00	3.00	3	100	2.90	97	0R	4H	1W	
374.00	377.00	3.00	3	100	3.00	100	0R	4H	1W	
377.00	380.00	3.00	3	100	3.00	100	0R	4H	1W	
380.00	383.00	3.00	3	100	2.95	98	0R	4H	1W	
383.00	386.00	3.00	3	100	3.00	100	0R	4H	1W	
386.00	389.00	3.00	2.98	99	2.98	99	0R	4H	1W	
389.00	392.00	3.00	3	100	3.00	100	0R	4H	1W	
392.00	395.00	3.00	2.9	97	2.83	94	0R	4H	1W	
395.00	398.00	3.00	2.92	97	2.59	86	0R	3H	1W	
398.00	401.00	3.00	2.6	87	1.36	45	0R	3H	1W	
401.00	404.00	3.00	2.93	98	2.68	89	0R	4H	1W	
404.00	407.00	3.00	3	100	2.09	70	0R	4H	1W	
407.00	410.00	3.00	3	100	3.00	100	0R	4H	1W	
410.00	413.00	3.00	2.93	98	2.38	79	0R	3H	1W	
413.00	416.00	3.00	3	100	2.59	86	0R	4H	1W	
416.00	419.00	3.00	3	100	2.85	95	0R	4H	1W	
419.00	422.00	3.00	2.92	97	2.39	80	0R	4H	1W	
422.00	425.00	3.00	3	100	3.00	100	0R	4H	1W	
425.00	428.00	3.00	2.95	98	2.90	97	0R	4H	1W	
428.00	431.00	3.00	2.91	97	2.91	97	0R	4H	1W	
431.00	434.00	3.00	3	100	3.00	100	0R	4H	1W	
434.00	437.00	3.00	2.94	98	2.85	95	0R	4H	1W	
437.00	440.00	3.00	3	100	3.00	100	0R	4H	1W	
440.00	443.00	3.00	2.96	99	2.96	99	0R	4H	1W	
443.00	446.00	3.00	2.97	99	2.97	99	0R	4H	1W	
446.00	449.00	3.00	3	100	2.94	98	0R	4H	1W	
449.00	452.00	3.00	2.97	99	2.72	91	0R	4H	1W	
452.00	455.00	3.00	2.9	97	2.90	97	0R	4H	1W	

From (m)	To (m)	Interval (m)	Recovery (m)	Recovery %	RQD	RQD %	Reactivity	Hardness	Weathering	Comments
455.00	458.00	3.00	2.96	99	2.92	97	0R	4H	1W	
458.00	461.00	3.00	2.99	100	2.82	94	0R	4H	1W	
461.00	464.00	3.00	3	100	3.00	100	0R	4H	1W	
464.00	467.00	3.00	2.93	98	2.93	98	0R	4H	1W	
467.00	470.00	3.00	2.97	99	2.97	99	0R	4H	1W	
470.00	473.00	3.00	3	100	2.94	98	0R	4H	1W	
473.00	476.00	3.00	2.97	99	2.91	97	0R	4H	1W	
476.00	479.00	3.00	2.96	99	2.96	99	0R	4H	1W	
479.00	482.00	3.00	2.94	98	2.94	98	0R	4H	1W	

Depth (m)	Magnetic Susceptibility	Rock Type	Comments
1	0	-?-	casing
2	0.45	GRN	
3	0.23	GRN	
4	0.21	GRN	
5	0.17	GRN	
6	0.21	GRN	
7	0.21	GRN	
8	0.45	GRN	
9	0.09	GRN	
10	0.12	GRN	
11	0.08	GRN	
12	0.33	GRN	
13	0.4	GRN	
14	0.12	GRN	
15	0.05	GRN	
16	0.09	GRN	
17	0.26	GRN	
18	0.2	GRN	
19	0.25	GRN	
20	0.14	GRN	
21	0.35	GRN	
22	0.15	GRN	
23	0.43	GRN	
24	0.22	GRN	
25	0.32	GRN	
26	0.16	GRN	
27	0.16	GRN	
28	0.14	GRN	
29	0.21	GRN	

Depth (m)	Magnetic Susceptibility	Unit	Comments
30	0.17	GRN	
31	0.34	GRN	
32	0.18	GRN	
33	0.15	GRN	
34	0.11	GRN	
35	0.22	GRN	
36	0.26	GRN	
37	0.48	GRN	
38	0.15	GRN	
39	0.14	GRN	
40	0.14	GRN	
41	0.3	GRN	
42	0.12	GRN	
43	0.14	GRN	
44	0.13	GRN	
45	0.16	GRN	
46	0.45	GRN	
47	0.12	GRN	
48	0.19	GRN	
49	0.42	GRN	
50	0.14	GRN	
51	0.15	GRN	
52	0.15	GRN	
53	0.35	GRN	
54	0.33	GRN	
55	0.18	GRN	
56	0.3	GRN	
57	0.22	GRN	
58	0.1	GRN	

Depth (m)	Magnetic Susceptibility	Rock Type	Comments
59	0.15	GRN	
60	0.36	GRN	
61	0.12	GRN	
62	0.16	GRN	
63	0.35	GRN	
64	0.14	GRN	
65	0.11	GRN	
66	0.16	GRN	
67	0.22	GRN	
68	0.3	GRN	
69	0.41	GRN	
70	0.24	GRN	
71	0.13	GRN	
72	0.2	GRN	
73	0.13	GRN	
74	0.26	GRN	
75	0.24	GRN	
76	0.14	GRN	
77	0.15	GRN	
78	0.15	GRN	
79	0.05	GRN	
80	0.03	GRN	
81	0.74	GRN	
82	0.26	GRN	
83	0.21	GRN	
84	0.22	GRN	
85	0.16	GRN	
86	0.18	GRN	
87	0.12	GRN	
88	0.16	GRN	
89	0.13	GRN	

Depth (m)	Magnetic Susceptibility	Unit	Comments
90	0.11	GRN	
91	0.19	GRN	
92	0.18	GRN	
93	0.2	GRN	
94	0.28	GRN	
95	0.18	GRN	
96	0.3	GRN	
97	0.12	GRN	
98	0.21	GRN	
99	0.19	GRN	
100	0.13	GRN	
101	0.33	GRN	
102	0.34	GRN	
103	0.36	GRN	
104	0.22	GRN	
105	0.18	GRN	
106	0.22	GRN	
107	0.15	GRN	
108	0.14	GRN	
109	0.15	GRN	
110	0.18	GRN	
111	0.16	GRN	
112	0.15	GRN	
113	0.3	GRN	
114	0.18	GRN	
115	0.15	GRN	
116	0.18	GRN	
117	0.23	GRN	
118	0.21	GRN	
119	0.2	GRN	
120	0.14	GRN	

Depth (m)	Magnetic Susceptibility	Rock Type	Comments
121	0.16	GRN	
122	0.19	GRN	
123	0.23	GRN	
124	0.19	GRN	
125	0.18	GRN	
126	0.18	GRN	
127	0.21	GRN	
128	0.12	GRN	
129	0.14	GRN	
130	0	GRN	Rubble
131	0.77	GRN	
132	0.06	GRN	
133	0.15	GRN	
134	0.18	GRN	
135	0.14	GRN	
136	0.14	GRN	
137	0.2	GRN	
138	0.16	GRN	
139	0.18	GRN	
140	0.25	GRN	
141	0.12	GRN	
142	0.12	GRN	
143	0.4	GRN	
144	0.25	GRN	
145	0.24	GRN	
146	0.3	GRN	
147	0.18	GRN	
148	0.13	GRN	
149	0.13	GRN	
150	0.21	GRN	
151	0.24	GRN	

Depth (m)	Magnetic Susceptibility	Unit	Comments
152	0.29	GRN	
153	0.15	GRN	
154	0.15	GRN	
155	0.24	GRN	
156	0.18	GRN	
157	0.23	GRN	
158	0.12	GRN	
159	0.13	GRN	
160	0.1	GRN	
161	0.17	GRN	
162	0.23	GRN	
163	0.15	GRN	
164	0.16	GRN	
165	0.17	GRN	
166	0.14	GRN	
167	0.34	GRN	
168	0.3	GRN	
169	0.25	GRN	
170	0.17	GRN	
171	0.19	GRN	
172	0.32	GRN	
173	0.22	GRN	
174	0.17	GRN	
175	0.16	GRN	
176	0.17	GRN	
177	0.21	GRN	
178	0.17	GRN	
179	0.12	GRN	
180	0.19	GRN	
181	0.16	GRN	
182	0.14	GRN	

Depth (m)	Magnetic Susceptibility	Rock Type	Comments
183	0.13	GRN	
184	0.18	GRN	
185	0.18	GRN	
186	0.23	GRN	
187	0.22	GRN	
188	0.17	GRN	
189	0.2	GRN	
190	0.11	GRN	
191	0.17	GRN	
192	0.13	GRN	
193	0.16	GRN	
194	0.17	GRN	
195	0.21	GRN	
196	0.21	GRN	
197	0.2	GRN	
198	0.21	GRN	
199	0.17	GRN	
200	0.18	GRN	
201	0.16	GRN	
202	0.2	GRN	
203	0.26	GRN	
204	0.21	GRN	
205	0.18	GRN	
206	0.17	GRN	
207	0.18	GRN	
208	0.16	GRN	
209	0.17	GRN	
210	0.2	GRN	
211	0.15	GRN	
212	0.17	GRN	
213	0.18	GRN	

Depth (m)	Magnetic Susceptibility	Unit	Comments
214	0.05	GRN	
215	0.17	GRN	
216	0.18	GRN	
218	0.68	GRN	
219	0.04	GRN	
220	0.12	GRN	
221	0.14	GRN	
222	0.21	GRN	
223	0.28	GRN	
224	0.13	GRN	
225	0.2	GRN	
226	0.19	GRN	
227	0.05	GRN	
228	0.11	GRN	
229	0.23	GRN	
230	0.15	GRN	
231	0.17	GRN	
232	0.2	GRN	
233	0.17	GRN	
234	0.13	GRN	
235	0.24	GRN	
236	0.1	GRN	
237	0.23	GRN	
238	0.2	GRN	
239	0.2	GRN	
240	0.29	GRN	
241	0.23	GRN	
242	0.24	GRN	
243	0.55	GRN	
244	0.27	GRN	
245	0.34	GRN	

Depth (m)	Magnetic Susceptibility	Rock Type	Comments
246	0.41	GRN	
247	0.29	GRN	
248	0.27	GRN	
249	0.14	GRN	
250	0.29	GRN	
251	0.47	GRN	
252	0.2	GRN	
253	0.06	GRN	
254	0.05	GRN	
255	0.17	GRN	
256	0.06	GRN	
257	0.09	GRN	
258	0.47	GRN	
259	0.06	GRN	
260	0.04	GRN	
261	0.28	GRN	
262	0.27	GRN	
263	0.05	GRN	
264	0.01	GRN	
265	0.22	GRN	
266	0.14	GRN	
267	0.19	GRN	
268	0.2	GRN	
269	0.22	GRN	
270	0.15	GRN	
271	0.15	GRN	
272	0.16	GRN	
273	0.23	GRN	
274	0.27	GRN	
275	0.47	GRN	
276	0.26	GRN	

Depth (m)	Magnetic Susceptibility	Unit	Comments
277	0.21	GRN	
278	0.16	GRN	
279	0.12	GRN	
280	0.15	GRN	
281	0.16	GRN	
282	0.44	GRN	
283	0.16	GRN	
284	0.14	GRN	
285	0.31	GRN	
286	0.17	GRN	
287	0.17	GRN	
288	0.1	GRN	
289	0.03	GRN	
290	0.28	GRN	
291	0.18	GRN	
292	0.23	GRN	
293	0.2	GRN	
294	0.16	GRN	
295	0.08	GRN	
296	0.22	GRN	
297	0.27	GRN	
298	0.06	GRN	
299	0.37	GRN	
300	0.25	GRN	
301	0.13	GRN	
302	0.09	GRN	
303	0.85	GRN	
304	0.11	GRN	
305	0.04	GRN	
306	0.06	GRN	
307	0.16	GRN	

Depth (m)	Magnetic Susceptibility	Rock Type	Comments
308	0.82	GRN	Mineralized
309	0.2	GRN	
310	0.22	GRN	
311	0	GRN	Rubble
312	0.18	GRN	
313	0.16	GRN	
314	0.25	GRN	
315	0.06	GRN	
316	0.06	GRN	
317	0.07	GRN	
318	0.03	GRN	
319	0.05	GRN	
320	0.02	GRN	
321	1.08	GRN	Mineralized
322	0.1	GRN	
323	0.03	GRN	
324	0.16	GRN	
325	0.11	GRN	
326	0.23	GRN	
327	0.15	GRN	
328	0.013	GRN	
329	0.165	GRN	
330	0.028	GRN	
331	0.208	GRN	
332	0.164	GRN	
333	0.122	GRN	
334	0.026	GRN	
335	0.164	GRN	
336	0.016	GRN	
337	0.169	GRN	
338	0.149	GRN	

Depth (m)	Magnetic Susceptibility	Unit	Comments
339	0.019	GRN	
340	0.165	GRN	
341	0.077	GRN	
342	0	GRN	Rubble
343	0.149	GRN	
344	0.032	GRN	
345	0.14	GRN	
346	0.15	GRN	
347	0.123	GRN	
348	0.188	GRN	
349	0.154	GRN	
350	0.173	GRN	
351	0.073	GRN	
352	0.057	GRN	
353	0.155	GRN	
354	0.137	GRN	
355	0.208	GRN	
356	0.192	GRN	
357	0.156	GRN	
358	0.125	GRN	
359	0.192	GRN	
360	0.125	GRN	
361	0.102	GRN	
362	0.71	GRN	
363	0.183	GRN	
364	0.588	GRN	
365	0.193	GRN	
366	0.197	GRN	
367	0.429	GRN	
368	0.301	GRN	
369	0.265	GRN	

Depth (m)	Magnetic Susceptibility	Rock Type	Comments
370	0.173	GRN	
371	0.164	GRN	
372	0.405	GRN	
373	0.198	GRN	
374	0.447	GRN	
375	0.097	GRN	
376	0.542	GRN	
377	0.168	GRN	
378	0.049	GRN	
379	0.78	GRN	
380	0.413	GRN	
381	0.267	GRN	
382	0.425	GRN	
383	0.471	GRN	
384	0.418	GRN	
385	0.239	GRN	
386	0.286	GRN	
387	0.294	GRN	
388	0.363	GRN	
389	0.248	GRN	
390	0.265	GRN	
391	0.221	GRN	
392	0.132	GRN	
393	0.49	GRN	
394	1.426	GRN	
395	0.163	GRN	
396	0.397	GRN	
397	0.397	GRN	
398	0.133	GRN	
399	0.157	GRN	
400	0.089	GRN	

Depth (m)	Magnetic Susceptibility	Unit	Comments
401	0	GRN	Rubble
402	0.214	GRN	
403	0.202	GRN	
404	0.193	GRN	
405	0.287	GRN	
406	0.414	GRN	
407	0.135	GRN	
408	0.302	GRN	
409	0.198	GRN	
410	0.565	GRN	
411	0.234	GRN	
412	0.301	GRN	
413	0.207	GRN	
414	0.619	GRN	
415	0.394	GRN	
416	0.257	GRN	
417	0.266	GRN	
418	0.474	GRN	
419	0.239	GRN	
420	0.25	GRN	
421	0.383	GRN	
422	0.215	GRN	
423	0.184	GRN	
424	0.234	GRN	
425	0.238	GRN	
426	0.413	GRN	
427	0.421	GRN	
428	0.342	GRN	
429	0.299	GRN	
430	0.394	GRN	
431	0.404	GRN	

Depth (m)	Magnetic Susceptibility	Rock Type	Comments
432	0.304	GRN	
433	0.406	GRN	
434	0.189	GRN	
435	0.116	GRN	
436	0.16	GRN	
437	0.165	GRN	
438	0.134	GRN	
439	0.213	GRN	
440	0.141	GRN	
441	0.195	GRN	
442	0.26	GRN	
443	0.091	GRN	
444	0.426	GRN	
445	0.103	GRN	
446	0.671	GRN	
447	0.435	GRN	
448	0.144	GRN	
449	0.166	GRN	
450	0.448	GRN	
451	0.195	GRN	
452	0.743	GRN	
453	0.283	GRN	
454	0.245	GRN	
455	0.518	GRN	
456	0.169	GRN	
457	0.401	GRN	
458	0.176	GRN	
459	0.42	GRN	
460	0.465	GRN	
461	0.294	GRN	
462	0.398	GRN	

Depth (m)	Magnetic Susceptibility	Unit	Comments
463	0.144	GRN	
464	0.376	GRN	
465	0.185	GRN	
466	0.146	GRN	
467	0.332	GRN	
468	0.137	GRN	
469	0.161	GRN	
470	0.244	GRN	
471	0.258	GRN	
472	0.075	GRN	
473	0.268	GRN	
474	0.101	GRN	
475	0.134	GRN	
476	0.388	GRN	
477	0.467	GRN	
478	0.361	GRN	
479	0.29	GRN	
480	0.113	GRN	
481	0.032	GRN	
482	0.085	GRN	

Hole Name	From (m)	Length (m)	Core Size	Rock Type	Weight in Air (g)	Weight in Water (g)	Density (g/cm3)	Specific Gravity	Comments
SNP-12-010									
	9.38	11.7	NQ	GRN	569	320	2.4	2.3	Oxidized, phyllic and argillic altered granite. Alterations spread from a few discontinuous quartz veinlets.
	17.65	11.4	NQ	GRN	581.5	347	2.5	2.5	Oxidized granite.
	44.1	10.8	NQ	GRN	563	358.5	2.6	2.8	Unaltered granite.
	63.38	10.6	NQ	GRN	551	339	2.5	2.6	Weakly oxidized granite.
	92.1	12	NQ	GRN	633	379	2.6	2.5	Unaltered granite.
	121.65	11.9	NQ	GRN	627	369	2.6	2.4	Unaltered granite
	154.1	11.4	NQ	GRN	589	363	2.5	2.6	Unaltered granite
	181.1	13.5	NQ	GRN	704	440	2.6	2.7	Weakly argillic altered granite (hosts argillic fractures)
	206.8	14.9	NQ	GRN	782.7	531.9	2.6	3.1	medium grey fresh granite
	247	14.9	NQ	GRN	789.5	517.5	2.6	2.9	Medium grey fresh granite
	276	14.9	NQ	GRN	774.8	484	2.6	2.7	Lightly bleached - light grey granite
	305	14.7	NQ	GRN	795	517	2.7	2.9	Weakly brecciated quartz vein with pyrite stringers and blebs up to 2 cm wide within strongly phyllic altered granite.
	341.1	14.8	NQ	GRN	799	499.8	2.6	2.7	< 1mm dark grey stringer within bleached (trace) granite
	374.05	14.6	NQ	GRN	780.8	488.7	2.6	2.7	Fresh granite
	407.1	14.8	NQ	GRN	792.5	461.1	2.6	2.4	Fresh Granite
	443.1	14.9	NQ	GRN	804.3	453.5	2.6	2.3	Fresh Granite
	476.05	15	NQ	GRN	799.3	491.8	2.6	2.6	Weakly bleached granite with weak foliation defined by elongated biotite crystals

Keg - Silver Range

Archer, Cathro & Associates (1981) Limited

Grid East	Grid North	Easting	Northing	Elevation	Depth (m)
		611413	6924911	1505	84.42

ZONE: Weld

SECTION:

HOLE: WLD-12-001

CLAIM: YE53660

Contractor: Beaudoin

Drill: 2

Core Size: BTW

Casing Depth: 7m, Out

Drilling Dates: Jul 17 - Jul 21, 2012

Geology Logged By: J. Builder

SURVEY			
Depth (m)	Azimuth	Dip	Method
0	142	-45	Compass
80	142	-45	Compass

TARGET:

SUMMARY			
From (m)	To (m)	Interval (m)	Rock Type
0	7	7	CAS
7	84.42	77.42	SLT

SAMPLES	
Numbers:	K979101 to K979128, L862711 to L862724
Total:	43
Batch:	021, 051
Certificates:	WH12180690, WH12196549, WH12210692

COMMENTS

Box Log

WLD-12-001

Silver Range
Weld Zone

Archer,Cathro & Associates (1981) Limited

Box Number	From (m)	To (m)
1	7	20.2
2	20.2	29.56
3	29.56	37
4	37	42.2
5	42.2	49.35
6	49.35	53.83
7	53.83	57
8	57	63.32
9	63.32	69.09
10	69.09	74.38
11	74.38	78.93
12	78.93	84.42

Box Number	From (m)	To (m)

Box Number	From (m)	To (m)

From (m)	To (m)	Interval (m)	Rock Type	Grain Size	Description	Shade	Colour	Texture	Alteration	Intensity	Mineral	Conc.
0.00	7.00	7.00	-?-	--	Casing, no recovery							
						--	--	---	---	--	--	0
7.00	15.00	8.00	SLT	FG	Weakly oxidized, rubbly, siliceous siltstone with localized clay altered regions. Semi-pervasive quartz infill hosts no visible sulphides.							
						--	GY	RB	OXI	2I	--	0
									CLY	2I		
									SIL	3I		
15.00	20.40	5.40	SLT	FG	Relatively competent, foliated, siliceous siltstone with localized limey regions and weak oxidation evident on fractured surfaces. Few calcareous or siliceous fractures host no visible sulphides.							
						--	GY	FO	OXI	2I	--	0
									CLY	2I		
20.40	32.00	11.60	SLT	FG	Rubbly and locally clay altered siliceous siltstone with pervasive oxidation evident on joints and fractures and intermittent, coarser grained limey regions. Siliceous infilled fractures are semi pervasive and host no visible sulphides.							
						DK	OR	FO	CLY	2I		
						--	GY	RB	OXI	3I	--	0
32.00	37.00	5.00	SLT	FG	Semi-competent, foliated, light to dark grey siliceous siltstone with localized limey regions and pervasive oxidation on joints and fractures. Calcareous fractures occur regularly and generally cross-cut foliations hosting minor pyrrhotite.							
						--	GY	FO	OXI	2I	Po	0.5
								FR				
37.00	38.20	1.20	SLT	FG	Subsection of oxidized, rubbly siliceous siltstone with localized limey regions. Siliceous and calcareous infill is pervasive hosting trace pyrrhotite.							
						DK	OR					
						--	GY	RB	OXI	3I	Po	0.2

From (m)	To (m)	Interval (m)	Rock Type	Grain Size	Description	Shade	Colour	Texture	Alteration	Intensity	Mineral	Conc.
38.20	45.00	6.80	SLT	FG	Light to dark grey, foliated, competent, siliceous siltstone with localized limey regions. Foliations are convoluted or undulating with a general fabric oriented 30° to 40° to core axis. Siliceous and calcareous infill is pervasive seldom hosting fine grained sulphides - pyrrhotite, sphalerite and galena. Weak oxidation is evident from orange staining on joints and fractures.							
						--	GY	FO	OXI	1I	Po	0.5
											Sp	0.1
											Gn	0.1
45.00	52.80	7.80	SLT	FG	Rubbly, light to dark grey siliceous siltstone with weakly calcareous regions and no visible sulphides.							
						--	GY	RB	OXI	2I	--	0
52.80	53.80	1.00	SLT	FG	Dark grey, weakly clay altered, rubbly siltstone with pervasive calcite infill. Region hosts fracture controlled and blebby replacement sulphides - pyrrhotite, pyrite, sphalerite, galena and minor chalcopyrite. Fractures are weakly chlorite altered.							
						DK	GY	RB	CLY	2I	Po	5
											Gn	3
											Cp	0.5
											Py	3
									CHL	2I	Sp	4
53.80	58.00	4.20	SLT	FG	Mostly competent, light to dark grey and light green, foliated siliceous siltstone with localized clay altered, rubbly subsections. Region contains several, weakly chlorite altered calcite fracture fills hosting weak pyrrhotite and pyrite with seldom sphalerite. Fractures tend to cross-cut foliations with a dominant set oriented roughly 50° to core axis.							
						LT	GN		CLY	2I	Py	1
						--	GY	FO	CHL	1I	Po	1
											Sp	0.1
58.00	65.00	7.00	SLT	FG	Potential fault zone? Region is extremely rubbly with few localized clay altered, gougy areas. Weak oxidation is evident on seldom fracture faces. Fracture controlled, blebby sulphides are prevalent in oxidized, clay altered regions (most evident between 61.00m and 63.20m), also possible fault center. Fractures are generally carbonate in composition.							

From (m)	To (m)	Interval (m)	Rock Type	Grain Size	Description	Shade	Colour	Texture	Alteration	Intensity	Mineral	Conc.
						--	GY	RB	OXI	1I	Sp	2
								FR	CLY	2I	Py	4
											As	0.5
											Gn	1
											Po	2
65.00	84.42	19.42	SLT	FG	Mostly competent, foliated, light to dark grey siliceous siltstone with several calcareous or siliceous fractures and loaclized limey regions. Foliations are generally planar while fractures are undulating and often discontinuous. Fractures host weak sulphides - commonly pyrite and pyrrhotite and seldom galena and sphalerite. A soft, dark olive green alteration is inconsistently on and around fractured surfaces. A weak correlation can be seen between the alteration and the presence of sphalerite and galena (potentially chlorite and argillic alterations?). Weak bladed arsenopyrite is disseminated in dark, siliceous areas. Limey bands and altered regions range in width from 10cm to 40cm.							
						--	GY	FO	ARG	1I	Sp	0.05
								FR	CHL	1I	Gn	0.01
											Py	2
											Po	1
											As	0.1

Sample Log

WLD-12-001

Silver Range
Weld Zone

Archer,Cathro & Associates (1981) Limited

From (m)	To (m)	Interval (m)	Rock Type	Recovery (m)	Recovery %	Sample Number	BatchName	Batch Class	Standard	Blank	1/4 Dup	Coarse Dup
0.00	0.00	0.00	-QC-	0.00	0	K979117	12-021	Core	ME8	☐	☐	☐
0.00	0.00	0.00	-QC-	0.00	0	K979124	12-021	Core		☑	☐	☐
0.00	0.00	0.00	-QC-	0.00	0	L862714	12-051	Core		☑	☐	☐
0.00	0.00	0.00	-QC-	0.00	0	L862719	12-051	Core	PL1	☐	☐	☐
0.00	0.00	0.00	-QC-	0.00	0	K979106	12-021	Core		☑	☐	☐
14.30	16.00	1.70	SLT	0.90	53	K979101	12-021	Core		☐	☐	☐
16.00	18.00	2.00	SLT	0.94	47	L862711	12-051	Core		☐	☐	☐
18.00	20.40	2.40	SLT	1.55	65	L862712	12-051	Core		☐	☐	☐
20.40	23.00	2.60	SLT	0.90	35	K979102	12-021	Core		☐	☐	☐
23.00	23.50	0.50	SLT	0.40	80	K979103	12-021	Core		☐	☐	☐
23.50	25.80	2.30	SLT	0.50	22	K979104	12-021	Core		☐	☐	☐
25.80	26.50	0.70	SLT	0.50	71	K979105	12-021	Core		☐	☐	☐
26.50	29.20	2.70	SLT	2.00	74	K979107	12-021	Core		☐	☐	☐
29.20	32.00	2.80	SLT	1.03	37	K979108	12-021	Core		☐	☐	☐
29.20	32.00	2.80	SLT	1.03	37	K979109	12-021	Core		☐	☐	☑
32.00	35.00	3.00	SLT	2.50	83	K979110	12-021	Core		☐	☐	☐
35.00	37.00	2.00	SLT	1.70	85	K979111	12-021	Core		☐	☐	☐
37.00	38.20	1.20	SLT	1.20	100	K979112	12-021	Core		☐	☐	☐
38.20	39.70	1.50	SLT	1.50	100	L862713	12-051	Core		☐	☐	☐
39.70	42.20	2.50	SLT	2.23	89	L862715	12-051	Core		☐	☐	☐
42.20	45.00	2.80	SLT	2.02	72	L862716	12-051	Core		☐	☐	☐
45.00	48.00	3.00	SLT	1.20	40	K979113	12-021	Core		☐	☐	☐
48.00	48.70	0.70	SLT	0.60	86	K979114	12-021	Core		☐	☐	☐
48.70	49.70	1.00	SLT	1.00	100	K979115	12-021	Core		☐	☐	☐
49.70	50.20	0.50	SLT	0.40	80	K979116	12-021	Core		☐	☐	☐
50.20	53.00	2.80	SLT	2.20	79	K979118	12-021	Core		☐	☐	☐
53.00	53.60	0.60	SLT	0.60	100	K979119	12-021	Core		☐	☐	☐

From (m)	To (m)	Interval (m)	Rock Type	Recovery (m)	Recovery %	Sample Number	BatchName	Batch Class	Standard	Blank	1/4 Dup	Coarse Dup
53.60	55.00	1.40	SLT	1.00	71	K979120	12-021	Core		☐	☐	☐
55.00	56.50	1.50	SLT	1.50	100	L862717	12-051	Core		☐	☐	☐
56.50	58.00	1.50	SLT	1.50	100	L862718	12-051	Core		☐	☐	☐
58.00	61.00	3.00	SLT	2.50	83	K979121	12-021	Core		☐	☐	☐
61.00	62.80	1.80	SLT	1.30	72	K979122	12-021	Core		☐	☐	☐
62.80	63.30	0.50	SLT	0.40	80	K979123	12-021	Core		☐	☐	☐
63.30	66.20	2.90	SLT	2.60	90	K979125	12-021	Core		☐	☐	☐
66.20	69.20	3.00	SLT	2.90	97	K979126	12-021	Core		☐	☐	☐
69.20	72.20	3.00	SLT	3.00	100	K979127	12-021	Core		☐	☐	☐
69.20	72.20	3.00	SLT	3.00	100	K979128	12-021	Core		☐	☑	☐
72.20	75.20	3.00	SLT	3.00	100	L862720	12-051	Core		☐	☐	☐
75.20	78.20	3.00	SLT	3.00	100	L862721	12-051	Core		☐	☐	☐
78.20	81.20	3.00	SLT	2.94	98	L862722	12-051	Core		☐	☐	☐
81.20	82.30	1.10	SLT	1.10	100	L862723	12-051	Core		☐	☐	☐
82.30	84.42	2.12	SLT	2.04	96	L862724	12-051	Core		☐	☐	☐

WLD-12-001

From (m)	To (m)	Interval (m)	Recovery (m)	Recovery %	RQD	RQD %	Reactivity	Hardness	Weathering	Comments
0.00	7.00	7.00	0	0	0.00	0	0R	--	--	Casing
7.00	8.22	1.22	1.22	100	0.00	0	0R	4H	2W	Unable to Take Joint Measurements
8.22	11.27	3.05	0.05	2	0.00	0	0R	4H	2W	Unable to Take Joint Measurements
11.27	14.32	3.05	0.25	8	0.00	0	0R	4H	2W	Unable to Take Joint Measurements
14.32	17.37	3.05	1.32	43	0.30	10	0R	3H	2W	
17.37	20.42	3.05	0.79	26	0.39	13	0R	4H	2W	
20.42	23.46	3.04	1	33	0.00	0	0R	4H	3W	Rubble
23.46	26.51	3.05	0.98	32	0.12	4	0R	1H	5W	Rubble
26.51	29.56	3.05	2.36	77	0.40	13	0R	4H	3W	
29.56	32.61	3.05	0.94	31	0.11	4	0R	3H	5W	
32.61	35.66	3.05	2.69	88	0.40	13	0R	4H	2W	
35.66	38.70	3.04	2.98	98	0.46	15	0R	4H	2W	
38.70	41.75	3.05	2.95	97	2.00	66	0R	4H	3W	
41.75	44.80	3.05	2.37	78	1.68	55	0R	4H	2W	
44.80	47.85	3.05	0.98	32	0.11	4	0R	4H	2W	
47.85	50.90	3.05	2.94	96	0.29	10	0R	3H	2W	
50.90	53.94	3.04	1.26	41	0.33	11	0R	3H	1W	Rubble
53.94	56.99	3.05	2.49	82	0.30	10	0R	4H	1W	
56.99	60.04	3.05	2.88	94	0.22	7	0R	4H	1W	
60.04	63.09	3.05	1.3	43	0.00	0	0R	3H	1W	Rubble
63.09	66.14	3.05	1.3	43	0.00	0	0R	4H	1W	
66.14	69.18	3.04	2.88	95	1.44	47	0R	4H	1W	
69.18	72.23	3.05	2.76	90	2.24	73	0R	4H	1W	
72.23	75.28	3.05	2.81	92	1.91	63	0R	4H	1W	
75.28	78.33	3.05	2.9	95	0.89	29	0R	4H	1W	
78.33	81.38	3.05	2.99	98	1.45	48	0R	4H	1W	
81.38	84.42	3.04	2.79	92	1.89	62	0R	4H	1W	

Depth (m)	Magnetic Susceptibility	Rock Type	Comments
0	0	CAS	Rubble up to 17m
16	0	SLT	Rubble
17	0.326	SLT	
18	0	SLT	Rubble up to 29 m
29	1.656	SLT	
30	0	SLT	Rubble
31	0	SLT	Rubble
32	0.88	SLT	
33	0.493	SLT	
34	1.162	SLT	
35	1.071	SLT	
36	0.523	SLT	
37	0.395	SLT	
38	1.065	SLT	
39	1.385	SLT	
40	0.161	SLT	
41	0.771	SLT	
42	0.623	SLT	
43	0.88	SLT	
44	0.898	SLT	
45	1.47	SLT	
46	0	SLT	Rubble
47	0	SLT	Rubble
48	0	SLT	Rubble
49	2.855	SLT	
50	1.848	SLT	
51	0.688	SLT	
52	0	SLT	Rubble up to 66 m
66	0.288	SLT	

Depth (m)	Magnetic Susceptibility	Unit	Comments
67	0.945	SLT	
68	1.151	SLT	
69	1.007	SLT	
70	1.557	SLT	
71	0.342	SLT	
72	1.091	SLT	
73	0.854	SLT	
74	1.062	SLT	
75	0	SLT	Rubble
76	0.512	SLT	
77	0.177	SLT	
78	0.016	SLT	
79	1.319	SLT	
80	0.966	SLT	
81	1.343	SLT	
82	3.313	SLT	
83	0.869	SLT	
84	0.903	SLT	

Hole Name

Hole Name	From (m)	Length (m)	Core Size	Rock Type	Weight in Air (g)	Weight in Water (g)	Density (g/cm3)	Specific Gravity	Comments
WLD-12-001									
	11.9	11.5	BTW	SLT	428.4	271.7	2.7	2.7	Dark to medium grey chert
	41.9	14.3	BTW	SLT	531.6	333.3	2.7	2.7	Sheared and moderately oxidized chert
	72.45	14.8	BTW	SLT	552.9	350.9	2.7	2.7	Sheared and moderately oxidized chert

Keg - Silver Range

Archer, Cathro & Associates (1981) Limited

Grid East	Grid North	Easting	Northing	Elevation	Depth (m)
		611695	6927129	1566	75.28

ZONE: Weld

SECTION:

HOLE: WLD-12-002

CLAIM: YD28029

Contractor: Beaudoin

Drill: 2

Core Size: BTW

Casing Depth: 2.57m, Out

Drilling Dates: -

Geology Logged By: R. Avram

SURVEY			
Depth (m)	Azimuth	Dip	Method
0	175	-45	Compass
70	175	-45	Compass

TARGET:

SUMMARY			
From (m)	To (m)	Interval (m)	Rock Type
0	2.57	2.57	CAS
2.57	75.28	72.71	SLT

SAMPLES	
Numbers:	K979129 to K979136, L862725 to L862737
Total:	26
Batch:	021, 051
Certificates:	WH12180690, WH12196549, WH12210692

COMMENTS
Note: Azimuth does not seem correct - check with M. Dumala (?)

Box Log

WLD-12-002

Silver Range
Weld Zone

Archer,Cathro & Associates (1981) Limited

Box Number	From (m)	To (m)
1	2.57	8
2	8	13.54
3	13.54	18.21
4	18.21	23.46
5	23.46	29.09
6	29.09	34.58
7	34.58	39.49
8	39.49	44.73
9	44.73	50.12
10	50.12	55.25
11	55.25	60.64
12	60.64	65.7
13	65.7	70.22
14	70.22	75.28

Box Number	From (m)	To (m)

Box Number	From (m)	To (m)

From (m)	To (m)	Interval (m)	Rock Type	Grain Size	Description	Shade	Colour	Texture	Alteration	Intensity	Mineral	Conc.
0.00	2.57	2.57	-?-	--	Casing, no recovery.							
						--	--	---	---	--	--	0
2.57	17.10	14.53	SLT	FG	Highly siliceous, light to dark grey and light green sheared siltstone with dark orange oxidation staining on joints and fractures. Localized clay alteration is also found on joints and as infill in sheared zones. Pervasive hairline calcite or quartz infill hosts weak pyrite. **0.6cm veinlet at 17.00m hosts blebby sphalerite, galena and pyrite with a softer, dark green alteration (possibly argillic and chlorite combination?).**							
						LT	GN	FR	CLY	2I	Sp	0.5
						DK	OR	SH	CHL	1I	Po	1
						--	GY	FO	OXI	3I	Py	1
									BLE	2I	Gn	0.1
17.10	48.20	31.10	SLT	FG	Highly siliceous, foliated and fractured siltstone with pervasive calcite infill. Foliations are convoluted or undulating with no consistent orientations. Calcareous fractures host minor pyrrhotite and few are weakly argillic altered.							
						--	GY	FO	SIL	4I		
								SH				
								FR	ARG	1I		
48.20	54.00	5.80	SLT	FG	Dark grey, sheared siltstone with pervasive hairline fractures and intermittent limey regions. Few fractures have a calcareous infill and host minor pyrrhotite. **48.31m to 48.41m hosts a semi-massive, pyrrhotite replacement bleb lined with calcite.** Overall, mineralization is almost non-existent.							
						DK	GY	SH	SIL	4I	Po	1
								FO				

From (m)	To (m)	Interval (m)	Rock Type	Grain Size	Description	Shade	Colour	Texture	Alteration	Intensity	Mineral	Conc.
54.00	75.28	21.28	SLT	FG	Sheared and foliated, light to dark grey siliceous siltstone with few intermittent limey or bleached regions. Limey regions are usually sheared and have an abundance of calcite infill hosting trace sulphides - pyrrhotite, pyrite, chalcopyrite, sphalerite and seldom galena. Fractures have no consistent orientation and are planar or undulating and often discontinuous. Bleached and limey regions range from 10cm to 40 cm in width. Few dark grey, extremely siliceous, almost cherty regions host trace disseminated pyrrhotite.							
						--	GY	SH	ARG	1I	Po	1
								FO	BLE	2I	Cp	0.1
											Py	1
											Sp	0.1
									SIL	3I	Gn	0.01

Sample Log

WLD-12-002

Silver Range
Weld Zone

Archer,Cathro & Associates (1981) Limited

From (m)	To (m)	Interval (m)	Rock Type	Recovery (m)	Recovery %	Sample Number	BatchName	Batch Class	Standard	Blank	1/4 Dup	Coarse Dup
0.00	0.00	0.00	-QC-	0.00	0	K979132	12-021	Core	ME8	☐	☐	☐
4.00	6.00	2.00	SLT	1.95	98	L862725	12-051	Core		☐	☐	☐
6.00	8.00	2.00	SLT	1.86	93	L862726	12-051	Core		☐	☐	☐
8.00	11.00	3.00	SLT	2.87	96	L862727	12-051	Core		☐	☐	☐
11.00	14.00	3.00	SLT	2.46	82	L862728	12-051	Core		☐	☐	☐
14.00	16.50	2.50	SLT	2.50	100	L862729	12-051	Core		☐	☐	☐
16.50	18.00	1.50	SLT	1.50	100	L862730	12-051	Core		☐	☐	☐
18.00	20.00	2.00	SLT	1.92	96	L862731	12-051	Core		☐	☐	☐
20.00	23.00	3.00	SLT	2.91	97	L862732	12-051	Core		☐	☐	☐
23.00	25.00	2.00	SLT	1.98	99	L862733	12-051	Core		☐	☐	☐
25.00	27.00	2.00	SLT	1.92	96	L862734	12-051	Core		☐	☐	☐
27.00	29.00	2.00	SLT	2.00	100	K979129	12-021	Core		☐	☐	☐
40.00	42.00	2.00	SLT	2.00	100	K979130	12-021	Core		☐	☐	☐
42.00	44.00	2.00	SLT	2.00	100	K979131	12-021	Core		☐	☐	☐
44.00	46.00	2.00	SLT	2.00	100	K979133	12-021	Core		☐	☐	☐
48.20	48.80	0.60	SLT	0.60	100	K979134	12-021	Core		☐	☐	☐
55.00	55.50	0.50	SLT	0.50	100	K979135	12-021	Core		☐	☐	☐
65.50	67.00	1.50	SLT	1.50	100	K979136	12-021	Core		☐	☐	☐
67.00	70.00	3.00	SLT	3.00	100	L862735	12-051	Core		☐	☐	☐
70.00	73.00	3.00	SLT	2.23	74	L862736	12-051	Core		☐	☐	☐
73.00	75.28	2.28	SLT	2.28	100	L862737	12-051	Core		☐	☐	☐

WLD-12-002

From (m)	To (m)	Interval (m)	Recovery (m)	Recovery %	RQD	RQD %	Reactivity	Hardness	Weathering	Comments
0.00	2.57	2.57	0	0	0.00	0	0R	--	--	Casing
2.57	5.18	2.61	2.59	99	0.54	21	0R	4H	3W	
5.18	8.22	3.04	3	99	1.48	49	0R	4H	2W	
8.22	11.27	3.05	3.05	100	1.86	61	0R	4H	2W	
11.27	14.32	3.05	2.55	84	0.53	17	0R	4H	2W	
14.32	17.37	3.05	3.05	100	0.91	30	0R	4H	2W	
17.37	20.42	3.05	3.05	100	1.37	45	0R	4H	2W	
20.42	23.46	3.04	2.98	98	0.85	28	0R	4H	1W	
23.46	26.51	3.05	3	98	1.62	53	0R	4H	1W	
26.51	29.56	3.05	3.05	100	1.89	62	0R	4H	1W	
29.56	32.61	3.05	3.05	100	1.85	61	0R	4H	1W	
32.61	35.66	3.05	3.05	100	2.17	71	0R	4H	1W	
35.66	38.70	3.04	2.93	96	1.60	53	0R	4H	1W	
38.70	41.75	3.05	3.05	100	1.38	45	0R	4H	1W	
41.75	44.80	3.05	3.05	100	1.88	62	0R	4H	1W	
44.80	47.85	3.05	3.05	100	2.34	77	0R	4H	1W	
47.85	50.90	3.05	3.05	100	1.84	60	0R	4H	1W	
50.90	53.94	3.04	3.04	100	1.94	64	0R	4H	1W	
53.94	56.99	3.05	3.05	100	2.36	77	0R	4H	1W	
56.99	60.04	3.05	2.93	96	2.45	80	0R	4H	1W	
60.04	63.09	3.05	3.05	100	2.19	72	0R	4H	1W	
63.09	66.14	3.05	3.05	100	1.82	60	0R	4H	1W	
66.14	69.18	3.04	2.88	95	1.68	55	0R	4H	1W	
69.18	72.23	3.05	2.09	69	0.32	10	0R	4H	1W	
72.23	75.28	3.05	3.05	100	2.53	83	0R	4H	1W	

WLD-12-002

Depth (m)	Magnetic Susceptibility	Rock Type	Comments
1	0	CAS	Casing
2	0	CAS	Casing
3	0	SLT	Rubble
4	0	SLT	Broken
5	0.844	SLT	
6	1.426	SLT	
7	0	SLT	Broken
8	0.765	SLT	
9	0.352	SLT	
10	0.313	SLT	
11	0.145	SLT	
12	0.22	SLT	
13	0	SLT	Broken
14	0.422	SLT	
15	0	SLT	Broken
16	0	SLT	Broken
17	1.387	SLT	
18	0.951	SLT	
19	1.277	SLT	
20	0.823	SLT	
21	0	SLT	Broken
22	0.801	SLT	
23	1.228	SLT	
24	0.506	SLT	
25	1.186	SLT	
26	3.578	SLT	
27	3.571	SLT	
28	0.606	SLT	
29	1.591	SLT	
30	0.764	SLT	
31	0	SLT	Rubble
32	0.374	SLT	
33	3.05	SLT	
34	0.368	SLT	
35	0.272	SLT	
36	1.115	SLT	
37	0.473	SLT	
38	0.551	SLT	
39	0.693	SLT	
40	0.467	SLT	
41	3.119	SLT	
42	0	SLT	Broken
43	1.029	SLT	
44	1.29	SLT	
45	0.768	SLT	
46	0.625	SLT	
47	0.535	SLT	
48	1.416	SLT	
49	0.419	SLT	
50	3.959	SLT	
51	0.483	SLT	
52	0.473	SLT	
53	0.426	SLT	
54	1.649	SLT	
55	1.271	SLT	
56	1.41	SLT	
57	0.404	SLT	
58	0.704	SLT	

Depth (m)	Magnetic Susceptibility	Rock Type	Comments
59	1.078	SLT	
60	3.593	SLT	
61	0.587	SLT	
62	0.603	SLT	
63	1.466	SLT	
64	0.955	SLT	
65	0.648	SLT	
66	3.264	SLT	
67	1.98	SLT	
68	0.65	SLT	
69	0	SLT	Broken
70	0	SLT	Broken
71	0	SLT	Broken
72	0	SLT	Broken
73	0.619	SLT	
74	11.06	SLT	
75	0.672	SLT	

Depth (m)	Magnetic Susceptibility	Unit	Comments

Hole Name

Hole Name	From (m)	Length (m)	Core Size	Rock Type	Weight in Air (g)	Weight in Water (g)	Density (g/cm3)	Specific Gravity	Comments
WLD-12-002									
	43.9	14.4	BTW	SLT	541.8	341.7	2.7	2.7	Black chert with silica alteration
	60.5	14.6	BTW	SLT	542.5	339	2.7	2.7	Black Chert

APPENDIX VIII

METALLURGICAL TESTS – MELIS ENGINEERING LTD.

MELIS ENGINEERING LTD.

May 28, 2012 **Melis Project No. 547**

Silver Range Resources Ltd.
1016 510 West Hastings Street
VANCOUVER BC V6B 1L8

Attention: Bruce A. Youngman, Chairman

Dear Bruce:

Re: Silver Range Resources Ltd. - Keg Main Zone Ag/Zn/Pb/Cu Project
Metallurgical Testwork - Melis Status Report No. 1 for the Period to May 28, 2012

SUMMARY

Melis Engineering Ltd. (Melis) was asked by Silver Range Resources Ltd. (Silver Range) to overview and direct a flotation testwork program on their Keg Main Zone silver/zinc/lead/copper project located near Faro, Yukon. The testwork, being completed at SGS Canada Inc. Lakefield Research (SGS-Lakefield) in Lakefield Ontario, encompasses preparation and analyses of test composites, comminution testing, open cycle and lock cycle flotation tests, gravity recovery tests, concentrate analyses and tailings physical and chemical characterization.

This status report, Melis Status Report No.1, collates the preparation and analyses of test composites and the results of the initial flotation tests completed to date.

Six variability composites were prepared for testing at SGS Canada Inc.'s Vancouver laboratory under the direction of Archer, Cathro & Associates (1981) Limited (composite details are attached in Appendix A). In turn, a portion of each of the six variability composites, Composites A to F, were used to prepare an overall master composite for use in initial testwork.

Silver Range Resources Ltd. - Keg Main Zone Metallurgical Testwork
Test Composites - Drill Core Calculated Grades for Key Elements

Composite	Ag, g/t	Cu, %	Pb, %	Zn, %	In, g/t	Sn, g/t
A	73.7	0.181	0.558	0.631	1.86	808.4
B	56.0	0.622	0.325	2.436	17.54	896.5
C	42.3	0.326	0.326	1.661	14.37	316.4
D	34.4	0.107	0.260	0.884	9.05	169.9
E	23.1	0.185	0.141	1.344	24.07	287.7
F	31.3	0.174	0.296	1.024	9.41	356.0
Master	43.5	0.27	0.32	1.33	0.00127	0.0472

Comparison of head grades showed good agreement between the average test metallurgical calculated head grade to date, the drill core calculated head grade and the assay head grade except for indium, repeat indium analysis of the test composites with a lower detection limit has been requested.

Available grinding tests on two of the six test composites indicate that the Keg Main Zone mineralization is of medium hardness.

The master composite was submitted to a gravity recoverable test under the standard conditions used for a GRG (Gravity Recoverable Gold) test. A GRG value of 25% for silver was obtained which implies that approximately 15% of the silver may be recoverable by gravity under plant operating conditions. The GRG value for tin was lower at 5.1% which implies that only about 3% of the tin can be recovered by gravity under plant operating conditions.

Based on four preliminary rougher flotation tests completed to date, target rougher recoveries to a bulk copper/lead rougher concentrate would be approaching 90% for copper, lead and silver with a mass pull of about 3%. Actual recoveries, and achievable concentrate grades, under conditions approaching steady state, which will be less than the bulk rougher recoveries, will be determined in batch cleaner tests and lock cycle tests.

The target zinc rougher recovery to a bulk zinc rougher concentrate would be 75% with a mass pull of about 7%, potentially increasing to over 80% with increased addition of copper sulphate. Again, actual recoveries, and achievable concentrate grades, under conditions approaching steady state will need to be determined in batch cleaner tests and lock cycle tests.

Separate tin recovery by flotation may prove difficult and would require more extensive flotation testing.

Approximately 70% of the indium reports to the final rougher float tails with less than 10% reporting to the copper/lead rougher concentrate and the remainder, approximately 20%, reporting to the zinc rougher concentrate. Payable values will depend on the indium grade in the final copper, lead and zinc concentrates which will need to be determined in batch cleaner tests and lock cycle tests.

The following testwork is currently being, or will be, carried out:

- Repeat indium analysis of the test composites.

- QEMSCAN mineralogical examination of master composite.
- Completion of Ball Mill Bond Work Indices.
- Tin gravity recovery test using a centrifugal concentrator and/or a Wilfley table with upgrading of the gravity concentrate using a Mozley table.
- Cleaner flotation tests on the master composite to quantify achievable concentrate grades and distribution of metal values in recycle products.
- Lock cycle test on the master composite to determine recoveries and concentrate grades under conditions approaching steady state.
- Cleaner flotation tests and lock cycle tests on the six variability composites, Composites A to F.
- Detailed elemental analysis of final concentrate products.
- Tailings physical and chemical characterization.

TABLE OF CONTENTS

SUMMARY **1**

INTRODUCTION **5**

COMPOSITE PREPARATION AND ANALYSIS **6**

COMMINUTION TEST DATA **9**

GRAVITY RECOVERABLE TEST ON MASTER COMPOSITE **9**

ROUGHER FLOTATION TESTS ON MASTER COMPOSITE **10**

ON-GOING TESTWORK **15**

APPENDICES

Appendix A: Silver Range Resources Ltd. – Keg Main Zone Metallurgical Test Program Composite - Preparation (Proposal #13589-PR1) – Revised, Archer,Cathro & Associates Limited, February 27, 2012

Appendix B: SGS-Lakefield Test Data Sheets

INTRODUCTION

Melis Engineering Ltd. (Melis) was requested by Silver Range Resources Ltd. (Silver Range) to overview and direct a flotation testwork program on their Keg Main Zone silver/zinc/lead/copper project located near Faro, Yukon.

The testwork, being completed at SGS Canada Inc. Lakefield Research (SGS-Lakefield) in Lakefield Ontario, encompasses preparation and analyses of test composites, comminution testing, open cycle and lock cycle flotation tests, gravity recovery tests, concentrate analyses and tailings physical and chemical characterization.

This status report, Melis Status Report No.1, collates the preparation and analyses of test composites using drill core samples provided by Silver Range and the results of initial comminution and rougher flotation tests completed to date.

COMPOSITE PREPARATION AND ANALYSIS

A set of diamond drill hole (DDH) coarse assay reject samples, collected from 11 drill holes over a strike length of 600 m, were collected and sent to SGS Canada Inc.'s Vancouver laboratory to prepare test composites for metallurgical testwork. Sample collection and composite preparation instructions were prepared by Archer, Cathro & Associates (1981) Limited. The composite preparation procedure and drill hole information are attached in Appendix A.

A total of six variability composites of approximately 100 kg each were prepared to represent distinct zones of the known mineralization, designated as Composites A, B, C, D, E, and F. The drill core calculated grades for these six composites are summarized in Table 1 below.

Table 1
Silver Range Resources Ltd. - Keg Main Zone Metallurgical Testwork
Test Composites - Drill Core Calculated Grades for Key Elements

Composite	Hole	Section	Ag, g/t	Cu, %	Pb, %	Zn, %	In, g/t	Sn, g/t
A	KEG-11-09	940E	73.7	0.181	0.558	0.631	1.86	808.4
B	KEG-11-22	740E	56.0	0.622	0.325	2.436	17.54	896.5
C	KEG-11-23	740E	42.3	0.326	0.326	1.661	14.37	316.4
	KEG-11-25							
	KEG-11-34							
D	KEG-11-12	540E	34.4	0.107	0.260	0.884	9.05	169.9
E	KEG-11-24	540E	23.1	0.185	0.141	1.344	24.07	287.7
	KEG-11-26							
	KEG-11-40							
F	KEG-11-30	340E	31.3	0.174	0.296	1.024	9.41	356.0
	KEG-11-39							

For the initial testwork a portion of each variability composite was taken and mixed, on a weighted basis, to prepare an overall master composite.

Samples of each prepared composite were submitted to detailed head analyses. Key elemental analyses are summarized in Table 2 and detailed analyses are listed in Table 3.

Table 2
Silver Range Resources Ltd. - Keg Main Zone Metallurgical Testwork
Test Composites – Assay Head Grades for Key Elements

Composite	Ag, g/t	Cu, %	Pb, %	Zn, %	In, g/t	Sn, g/t
Master	41.6	0.27	0.31	1.36	<20	400
A	89.1	0.18	0.62	0.69	<20	770
B	56.2	0.60	0.30	2.30	<20	760
C	44.1	0.31	0.34	1.67	<20	230
D	32.3	0.10	0.27	0.89	<20	100
E	21.1	0.14	0.15	1.28	<20	210
F	32.7	0.19	0.28	1.14	<20	360

Table 3
Silver Range Resources Ltd. - Keg Main Zone Metallurgical Testwork
Test Composites-Detailed Assay Head Grades

Element	Unit	Master Comp	Comp A	Comp B	Comp C	Comp D	Comp E	Comp F
XRF - Pyrosulphate Fusion								
Cu	%	0.27	0.18	0.60	0.31	0.10	0.14	0.19
Pb	%	0.31	0.62	0.30	0.34	0.27	0.15	0.28
Zn	%	1.36	0.69	2.30	1.67	0.89	1.28	1.14
Fe	%	4.70	3.20	5.51	4.53	4.57	4.84	4.87
Internal Standards								
Sn	%	0.040	0.077	0.076	0.023	0.010	0.021	0.036
AAS								
Ag	g/t	41.6	89.1	56.2	44.1	32.3	21.1	32.7
In	%	<0.002	<0.002	<0.002	<0.002	<0.002	<0.002	<0.002
Metallics Assay								
Ag	g/t	44.6	81.7	58.3	39.5	32.8	22.9	33.4
Au	g/t	<0.02	<0.02	<0.02	<0.02	<0.02	<0.02	<0.02
LECO								
S	%	2.81	1.83	4.14	2.93	2.77	2.58	2.77
Fire Assay								
Au	g/t	<0.02	<0.02	<0.02	<0.02	<0.02	<0.02	<0.02
Pt	g/t	<0.02	<0.02	<0.02	<0.02	<0.02	<0.02	<0.02
Pd	g/t	<0.02	<0.02	<0.02	<0.02	<0.02	<0.02	<0.02
Whole Rock Analysis								
SiO_2	%	59.2	58.8	56.2	59.9	61.9	60.1	57.1
Al_2O_3	%	7.30	7.11	6.44	7.35	7.62	7.24	8.12
Fe_2O_3	%	6.81	4.70	8.43	6.82	6.91	7.38	7.20
MgO	%	3.94	4.01	3.90	4.07	3.90	3.52	4.09
CaO	%	11.4	12.4	11.4	10.6	10.5	11.9	12.1
Na_2O	%	0.60	0.38	0.87	0.69	0.51	0.57	0.48

Table 3
Silver Range Resources Ltd. - Keg Main Zone Metallurgical Testwork
Test Composites-Detailed Assay Head Grades

Element	Unit	Master Comp	Comp A	Comp B	Comp C	Comp D	Comp E	Comp F
K_2O	%	1.99	2.14	1.42	2.65	1.99	1.53	1.99
TiO_2	%	0.44	0.45	0.39	0.45	0.45	0.44	0.48
P_2O_5	%	0.23	0.18	0.22	0.24	0.26	0.18	0.27
MnO	%	0.29	0.23	0.37	0.33	0.24	0.37	0.23
Cr_2O_3	%	0.02	0.02	0.02	0.10	0.02	0.02	0.02
V_2O_5	%	0.02	0.01	0.02	0.02	0.03	0.02	0.04
LOI	%	3.42	5.02	3.41	3.40	3.43	3.90	3.33
Sum	%	95.6	95.4	93.1	96.6	97.7	97.1	95.5
ICP-OES								
As	ppm	176	148	39	101	31	99	432
Ba	ppm	1000	1520	793	1540	845	918	1180
Be	ppm	1.07	1.00	0.98	1.08	1.04	1.05	1.09
Bi	ppm	96	132	119	89	105	68	66
Cd	ppm	279	112	521	327	168	278	201
Co	ppm	14	9.9	18	19	12	17	13
Li	ppm	35	38	44	26	29	20	42
Mo	ppm	< 10	< 10	< 10	< 10	< 10	11	13
Ni	ppm	37	36	39	42	33	39	45
Sb	ppm	< 10	14	< 10	< 10	< 10	< 10	13
Se	ppm	69	82	86	77	40	38	62
Sr	ppm	168	177	134	153	165	148	172
Tl	ppm	< 30	< 30	< 30	< 30	< 30	< 30	< 30
U	ppm	< 20	< 20	< 20	< 20	< 20	< 20	< 20
Y	ppm	21.1	19.8	20.1	20.4	20.1	19.7	21.2

A comparison of the expected drill core calculated head grades in Table 1 against the assay head grades of the test composites listed in Table 2 shows good agreement for copper, lead and zinc, reasonable agreement for tin and, except for Composite A, good agreement for silver.

The metallics silver assay on Composite A carried out at 150 mesh (81.7 g Ag/t versus the assay head grade of 89.1 g Ag/t and the drill core calculated grade of 73.7 g Ag/t) suggests the presence of “coarse silver” but only 0.1% of the silver was in the plus 150 mesh fraction.

Indium assays with a lower detection limit will be requested for the test composites as the assay grade was only reported as <0.02% In.

A further comparison of the master composite analyses is possible using the metallurgical calculated head grades for the tests completed to date as listed in Table 4 below.

Table 4
Silver Range Resources Ltd. - Keg Main Zone Metallurgical Testwork
Comparison of Head Grades for the Master Composite

Measurement	Ag, g/t	Cu, %	Pb, %	Zn, %	In, %	Sn, %
Drill Core Calculated Head Grade	43.5	0.27	0.32	1.33	0.00127	0.0472
Assay Head Grade	41.6	0.27	0.31	1.36	<0.002	0.040
Flotation Test Calculated Head Grade						
Test F1	48.8	0.30	0.37	1.35	0.0026	0.042
Test F2	44.2	0.26	0.33	1.36	0.0026	0.041
Test F3	43.9	0.27	0.21	1.37	0.0036	0.042
Test F4	44.3	0.25	0.32	1.34	0.0028	0.041
Test Average to Date	45.3	0.27	0.33	1.36	0.0029	0.042

As can be seen from the above comparison there is good agreement between the average test metallurgical calculated head grade to date, the drill core calculated head grade and the assay head grade except for indium, repeat indium analysis of the test composites with a lower detection limit will be requested.

COMMINUTION TEST DATA

Each composite is to be submitted to a Bond Ball Mill Work Index test to identify the grinding characteristics of the Keg Main Zone mineralization. The two results available to date, listed in Table 5 below, suggest that the Keg Main Zone mineralization is of medium hardness.

Table 5
Silver Range Resources Ltd. - Keg Main Zone Metallurgical Testwork
Test Composites-Ball Mill Bond Work Index (BWI) Measurements (kWh/t - Metric)

Measurement	Master Comp	Comp A	Comp B	Comp C	Comp D	Comp E	Comp F
BWI (kWh/tonne)	n/a	16.1	n/a	16.1	n/a	n/a	n/a

GRAVITY RECOVERABLE TEST ON MASTER COMPOSITE

The master composite was submitted to a gravity recoverable test under the standard conditions used for a GRG (Gravity Recoverable Gold) test. This test is a standard test used to determine the amount of gold (or silver and tin for the Keg Main Zone case) that can be recovered by gravity.

A GRG value of 25% for silver was obtained which implies that approximately 15% of the silver may be recoverable by gravity under plant operating conditions.

The GRG value for tin was lower at 5.1% which implies that only about 3% of the tin can be recovered by gravity under plant operating conditions.

ROUGHER FLOTATION TESTS ON MASTER COMPOSITE

A series of four rougher kinetics tests, Test Nos. F1 to F4, were initially completed on the master composite to provide some indication of the floatability of the Keg Main Zone mineralization. Three tests were completed to evaluate the primary mesh-of-grind and one test completed to check on the elimination of zinc sulphate as a zinc depressant. Test conditions are summarized in Table 6 below. The copper/lead float was completed at pH 9.5 and the zinc float carried out at pH 11.5. Three rougher stages were used for both.

Table 6
Silver Range Resources Ltd. - Keg Main Zone Metallurgical Testwork
Summary of Rougher Kinetic Test Conditions

Test No.	Grind P_{80} µm	3418A, g/t	$CuSO_4$, g/t	$ZnSO_4$, g/t	A5100, g/t	$Ca(OH)_2$, g/t
F1	107	10	150	60	15	2,045
F2	66	15	150	60	15	2,100
F3	59	15	150	-	25	2,155
F4	195	15	150	-	25	1,830

Aerophine 3418A-Dithiophosphinate (Promoter)
$CuSO_4$-Copper Sulphate (Activator)
$ZnSO_4$-Zinc Sulphate (Depressant)
Aero 5100-Modified Thionocarbamate (Promoter)
Ca(OH)2-Lime (pH Modifier)

A summary of test results for the four rougher flotation tests is listed in Table 7 below. Test data sheets are attached as Appendix B

.

Table 7
Silver Range Resources Ltd. - Keg Main Zone Metallurgical Testwork
Summary of Rougher Kinetic Test Results

				Grade							Distribution (%)					
Test No.	K_{80} µm	Product	Time (min)	Mass %	Zn %	Pb %	Cu %	Ag g/t	In %	Sn %	Zn	Pb	Cu	Ag	In	Sn
		Cu/Pb Rougher 1	1	1.0	3.98	16.8	13.9	2137	0.007	0.990	3.1	48.2	47.7	45.9	2.9	24.5
		Cu/Pb Rougher 1-2	2	1.9	5.18	16.9	12.0	2056	0.007	0.892	7.2	87.4	74.2	79.4	5.2	39.8
		Cu/Pb Rougher 1-3	4	2.8	6.27	12.4	9.41	1549	0.007	0.725	12.7	93.5	84.9	87.3	7.9	47.2
		Zn Rougher Feed	-	97.2	1.21	0.024	0.047	6.37	0.002	0.023	87.3	6.5	15.1	12.7	92.1	52.8
F1	107	Zn Rougher 1	2	3.3	18.4	0.11	0.35	43.9	0.013	0.002	45.3	1.0	3.8	3.0	16.9	0.2
		Zn Rougher 1-2	4	5.4	13.8	0.093	0.37	43.1	0.009	0.017	54.6	1.4	6.5	4.7	19.3	2.2
		Zn Rougher 1-3	6	6.5	12.3	0.085	0.37	42.2	0.008	0.022	59.1	1.5	8.0	5.6	21.2	3.5
		Zn Rougher Tail	-	90.7	0.42	0.020	0.024	3.79	0.002	0.023	28.1	5.0	7.1	7.0	71.0	49.4
		Head (calc.)	-	-	1.35	0.37	0.30	48.8	0.0026	0.042	-	-	-	-	-	-
		Cu/Pb Rougher 1	1	1.1	3.49	22.8	12.4	2633	0.007	0.84	2.9	76.6	52.2	66.3	3.0	22.8
		Cu/Pb Rougher 1-2	2	2.1	5.75	14.3	10.6	1769	0.007	0.83	8.8	89.2	83.3	82.8	5.6	41.7
		Cu/Pb Rougher 1-3	4	3.3	7.21	9.41	7.36	1208	0.007	0.60	17.5	93.5	91.5	89.9	8.8	48.2
		Zn Rougher Feed	-	96.7	1.16	0.022	0.023	4.63	0.002	0.022	82.5	6.5	8.5	10.1	91.2	51.8
F2	66	Zn Rougher 1	2	3.9	19.4	0.120	0.23	30.9	0.013	0.002	55.4	1.4	3.4	2.7	19.4	0.2
		Zn Rougher 1-2	4	5.7	15.0	0.099	0.21	29.3	0.010	0.006	62.2	1.7	4.4	3.7	20.7	0.8
		Zn Rougher 1-3	6	6.8	13.3	0.091	0.20	27.9	0.008	0.008	66.7	1.9	5.1	4.3	22.1	1.4
		Zn Rougher Tail	-	89.9	0.24	0.017	0.010	2.86	0.002	0.023	15.9	4.6	3.4	5.8	69.1	50.4
		Head (calc.)	-	-	1.36	0.33	0.26	44.2	0.0026	0.041	-	-	-	-	-	-
		Cu/Pb Rougher 1	1	1.3	4.39	10.3	11.4	2334	0.008	0.78	4.2	64.0	55.6	69.8	2.9	24.5
		Cu/Pb Rougher 1-2	2	2.1	6.49	8.60	10.7	1822	0.008	0.82	9.7	83.6	82.0	85.3	4.7	40.4
		Cu/Pb Rougher 1-3	4	2.6	8.23	7.20	9.25	1515	0.009	0.74	15.6	88.8	89.6	89.9	6.6	46.2
		Zn Rougher Feed	-	97.4	1.19	0.024	0.029	4.54	0.003	0.02	84.4	11.2	10.4	10.1	93.4	53.8
F3	59	Zn Rougher 1	2	3.6	24.1	0.140	0.32	37.6	0.017	0.002	63.7	2.4	4.3	3.1	17.0	0.2
		Zn Rougher 1-2	4	5.9	16.4	0.124	0.27	33.6	0.011	0.01	71.0	3.5	5.9	4.5	18.3	1.3
		Zn Rougher 1-3	6	7.3	13.9	0.115	0.24	31.1	0.010	0.01	73.2	3.9	6.4	5.1	19.0	2.1
		Zn Rougher Tail	-	90.1	0.17	0.017	0.012	2.40	0.003	0.02	11.2	7.3	4.0	4.9	74.5	51.7
		Head (calc.)	-	-	1.37	0.21	0.27	43.9	0.0036	0.042	-	-	-	-	-	-
		Cu/Pb Rougher 1	1	1.2	4.55	20.1	10.7	2439	0.008	0.80	4.0	73.8	50.4	65.5	3.4	23.1
		Cu/Pb Rougher 1-2	2	2.1	6.43	13.5	9.19	1709	0.009	0.74	10.0	86.6	75.8	80.3	6.6	37.5
		Cu/Pb Rougher 1-3	4	2.9	7.53	10.2	7.54	1334	0.009	0.63	16.2	91.0	86.0	86.7	9.7	43.9
		Zn Rougher Feed	-	97.1	1.16	0.030	0.036	6.05	0.003	0.024	83.8	9.0	14.0	13.3	90.3	56.1
F4	195	Zn Rougher 1	2	3.3	23.0	0.210	0.35	46.9	0.019	0.002	57.0	2.2	4.6	3.5	22.6	0.2
		Zn Rougher 1-2	4	5.2	16.7	0.185	0.35	43.2	0.013	0.015	64.3	3.0	7.2	5.0	24.5	1.9
		Zn Rougher 1-3	6	6.3	14.4	0.160	0.34	41.2	0.011	0.020	67.6	3.1	8.6	5.9	25.4	3.1
		Zn Rougher Tail	-	90.8	0.24	0.021	0.015	3.60	0.002	0.024	16.3	5.9	5.4	7.4	64.9	53.0
		Head (calc.)	-	100.0	1.34	0.32	0.25	44.3	0.0028	0.041	-	-	-	-	-	-

A graphical comparison of zinc, lead and copper recovery, and zinc loss to the copper/lead rougher concentrate, against flotation time in the rougher kinetic tests is presented in Figures 1, 2, 3 and 4 below.

Figure 1
Silver Range Resources Ltd. - Keg Main Zone Metallurgical Testwork -Rougher Kinetic Tests
Zinc Recovery (from Copper/Lead Rougher Tails) versus Flotation Time
(from SGS Lakefield)

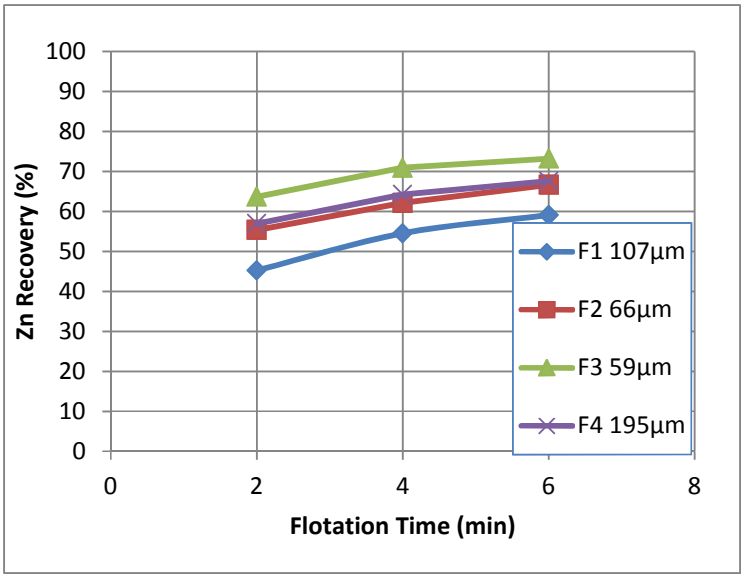

Figure 2
Silver Range Resources Ltd. - Keg Main Zone Metallurgical Testwork -Rougher Kinetic Tests
Lead Recovery versus Flotation Time
(from SGS Lakefield)

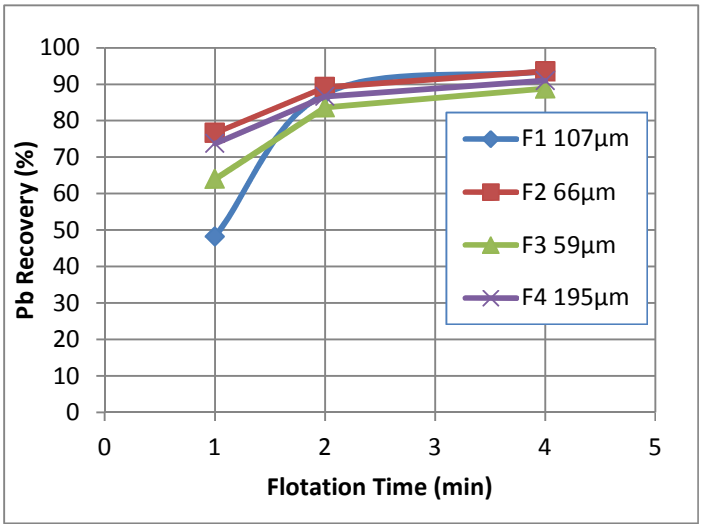

Figure 3
Silver Range Resources Ltd. - Keg Main Zone Metallurgical Testwork -Rougher Kinetic Tests
Lead Recovery versus Flotation Time
(from SGS Lakefield)

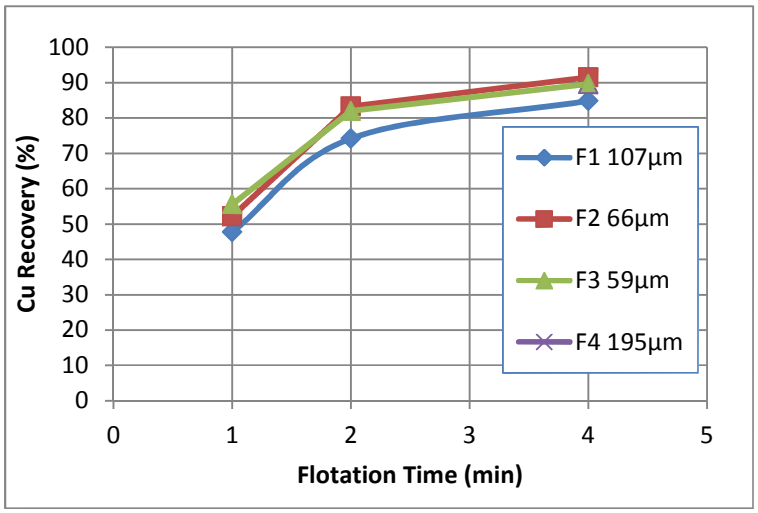

Figure 4
Silver Range Resources Ltd. - Keg Main Zone Metallurgical Testwork -Rougher Kinetic Tests
Zinc Distribution to Copper/Lead Rougher Concentrate versus Flotation Time
(from SGS Lakefield)

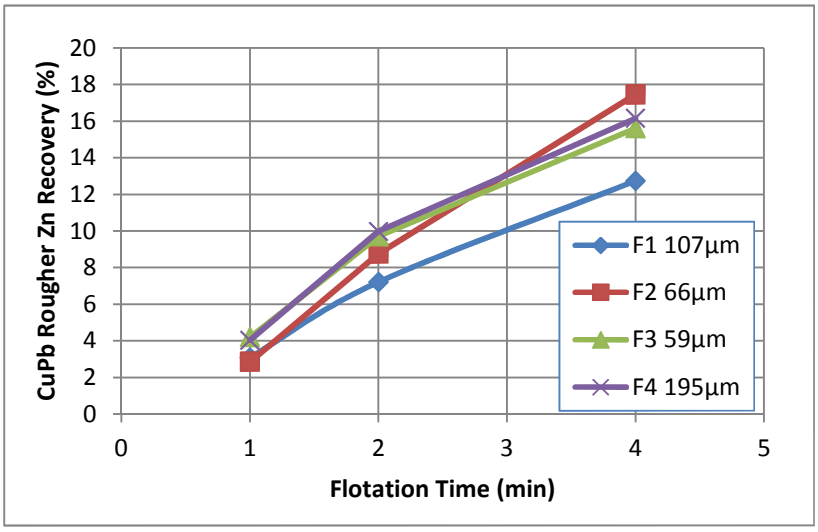

An evaluation of the rougher kinetic test results yielded the following observations:

- Eliminating the zinc sulphate in the copper/lead float led to a higher zinc recovery in the zinc rougher concentrate (73.2% in Test F3 vs. 66.7% in Test F2).
- The use of zinc sulphate in the copper/lead float yielded the lowest zinc recovery in the zinc rougher concentrate (59.1% in Test F1).
- Higher dosages of copper sulphate will need to be tested to see if this can lead to increased zinc rougher recovery.
- Coarsening the primary grind from a P_{80} of 59 microns (Test F3) to a P_{80} of 195 microns (Test F4) caused a 6% drop in zinc recovery to the zinc rougher concentrate.
- Increasing the zinc rougher float time to eight minutes could possibly provide a slight increase in zinc rougher recovery.
- Rougher lead recovery with a four minute float time yielded good rougher recoveries (the lower rougher recovery for Test F3, 88.8% was due to the lower calculated head grade for this test).
- Lead liberation was good in all tests, even at the coarser grind P_{80} of 195 microns (Test F4) which yielded an acceptable rougher recovery of 91.5%, albeit with a slight increase in the copper/lead rougher flotation tail (zinc rougher feed) to 0.030% Pb.
- Increasing the dosage of Aerophine 3418A did not increase lead rougher recovery (Test F2 vs. Test F1).
- Rougher copper recovery would increase with a longer copper/lead rougher float time (see Figure 3).
- Coarsening the primary grind from a P_{80} of 59 microns (Test F3) to a P_{80} of 195 microns (Test F4) caused a 4% drop in copper rougher recovery..
- Increasing the dosage of Aerophine 3418A increased copper rougher recovery by about 7% (Test F2 vs. Test F1).
- The majority of the silver reports to the copper/lead rougher concentrate with good silver rougher recoveries achieved in all tests.
- Increasing the dosage of Aerophine 3418A increased silver rougher recovery by only 3% (Test F2 vs. Test F1).
- Coarsening the primary grind from a P_{80} of 59 microns (Test F3) to a P_{80} of 195 microns (Test F4) caused a 3% drop in silver rougher recovery.

- Less than 10% of the indium reports to the copper/lead rougher concentrate. Of the 90% of the indium reporting to zinc flotation only about 20% reports to the zinc rougher concentrate.
- Any recoverable tin, approximately 45% to 50%, floats with the copper and lead with the remainder reporting to the zinc float tails. Very little (< 4%) reports to the zinc rougher concentrate. More extensive flotation tests would be required to investigate tin flotation in more detail.

Based on these four preliminary rougher flotation tests target rougher recoveries to a bulk copper/lead rougher concentrate would be approaching 90% for copper, lead and silver with a mass pull of about 3%. Actual recoveries under conditions approaching steady state, which will be less than the bulk rougher recoveries, will need to be determined in batch cleaner tests and lock cycle tests.

The target zinc rougher recovery to a bulk zinc rougher concentrate would be 75% with a mass pull of about 7%, potentially increasing to over 80% with increased addition of copper sulphate. Again, actual recoveries under conditions approaching steady state will need to be determined in batch cleaner tests and lock cycle tests.

Separate tin recovery by flotation may prove difficult and would require more extensive flotation testing.

Approximately 70% of the indium reports to the final float tails with less than 10% reporting to the copper/lead rougher concentrate and the remainder, approximately 20%, reporting to the zinc rougher concentrate. Payable values will depend on the indium grade in the final copper, lead and zinc concentrates which will need to be determined in batch cleaner tests and lock cycle tests.

ON-GOING TESTWORK

The following testwork is currently being, or will be, carried out:

- Repeat indium analysis of the test composites.
- QEMSCAN mineralogical examination of master composite.
- Completion of Ball Mill Bond Work Indices.
- Tin gravity recovery test using a centrifugal concentrator and/or a Wilfley table with upgrading of the gravity concentrate using a Mozley table.

- Cleaner flotation tests on the master composite to quantify achievable concentrate grades and distribution of metal values in recycle products.
- Lock cycle test on the master composite to determine recoveries and concentrate grades under conditions approaching steady state.
- Cleaner flotation tests and lock cycle tests on the six variability composites, Composites A to F.
- Detailed elemental analysis of final concentrate products.
- Tailings physical and chemical characterization including:
    - Specific gravity and particle size distribution.
    - Acid Base Accounting (ABA) and Net Acid Generation Potential (NAG).
    - Detailed ICP-OES/MS analysis of tailings solids and liquid.
    - Tailings aging tests with analysis of tailings supernatant at 3, 7, 14, 28 and 56 days.
    - Toxicity LC50 testing (rainbow trout and daphnia magna).
    - Tailings settling tests and rheology measurements.

Yours truly;
MELIS ENGINEERING LTD.

Bruce C. Fielder, P.Eng.
Principal Process Engineer

Lawrence A. Melis, P.Eng.
President

APPENDIX A
SILVER RANGE RESOURCES LTD. – KEG MAIN ZONE METALLURGICAL TEST PROGRAM COMPOSITE PREPARATION (PROPOSAL #13589-PR1) – REVISED
(Archer, Cathro & Associates Limited, February 27, 2012)

ARCHER, CATHRO & ASSOCIATES (1981) LIMITED
1016 - 510 West Hastings Street
Vancouver, B.C. V6B 1L8
Telephone: 604-688-2568 Fax: 604-688-2578

February 27, 2012

Re: Silver Range Resources Ltd. – Keg Main Zone Metallurgical Test Program Composite Preparation (Proposal #13589-PR1) - REVISED

A total of six composites have been selected from Silver Range Resources' Keg project for metallurgical testing. This metallurgical test program will follow the procedures outlined in the proposal submitted by SGS (#13589-PR1) and will be overseen by Melis Engineering Ltd. The sample composites chosen for this program each represent distinct portions of the known mineralization and were collected from eleven drill holes over a strike length of 600 m. The following table summarizes the six composites and their estimated grades. A plan map illustrating the locations of each drill hole is attached.

Composite	Hole	Section	Ag (g/t)	Cu (%)	Pb (%)	Zn (%)	In (ppm)	Sn (ppm)
A	KEG-11-09	940E	73.68	0.181	0.558	0.631	1.856	808.4
B	KEG-11-22	740E	56.03	0.622	0.325	2.436	17.539	896.5
C	KEG-11-23 KEG-11-25 KEG-11-34	740E	42.28	0.326	0.326	1.661	14.368	316.4
D	KEG-11-12	540E	34.36	0.107	0.260	0.884	9.046	169.9
E	KEG-11-24 KEG-11-26 KEG-11-40	540E	23.14	0.185	0.141	1.344	24.067	287.7
F	KEG-11-30 KEG-11-39	340E	31.29	0.174	0.296	1.024	9.409	356.0

The composite samples shall be prepared by SGS at their Vancouver facilities. Each composite sample will weigh 105 kg, with the exception of composite F which totals 100 kg, and be prepared from coarse reject material on a weighted basis according to intersection width. The weight of each coarse reject sample to be used in the composites is listed in the attached appendix. The appropriate amount of coarse reject material shall be weighed out prior to being combined into its respective composite sample and blended. The unused portion of each coarse reject will be left in the original packaging and either forwarded to CDN Resource Laboratories Ltd. or discarded.

All coarse rejects from composites B, D, E and F shall be forward to CDN (#2, 20148 – 102 Avenue, Langley, BC, V1M 4B4). If any of the original packaging is damaged and will not survive further handling, it shall be placed in a suitable container that will allow for safe transport. Coarse rejects from composites A and C should be discarded when no longer needed.

Once blended, each composite shall be crushed to minus 6 mesh and a 10 kg split of each composite shall then be taken to complete a ball mill Bond Work Index test. The remaining composites will then be crushed to minus 10 mesh and forwarded to SGS Lakefield to complete the metallurgical test program as outlined by Melis. All composites shall be stored in a freezer to minimize oxidation.

Please contact me if you have any questions or require further clarification.

Yours truly,
Matthew Dumala, P.Eng.
Archer, Cathro & Associates (1981) Limited

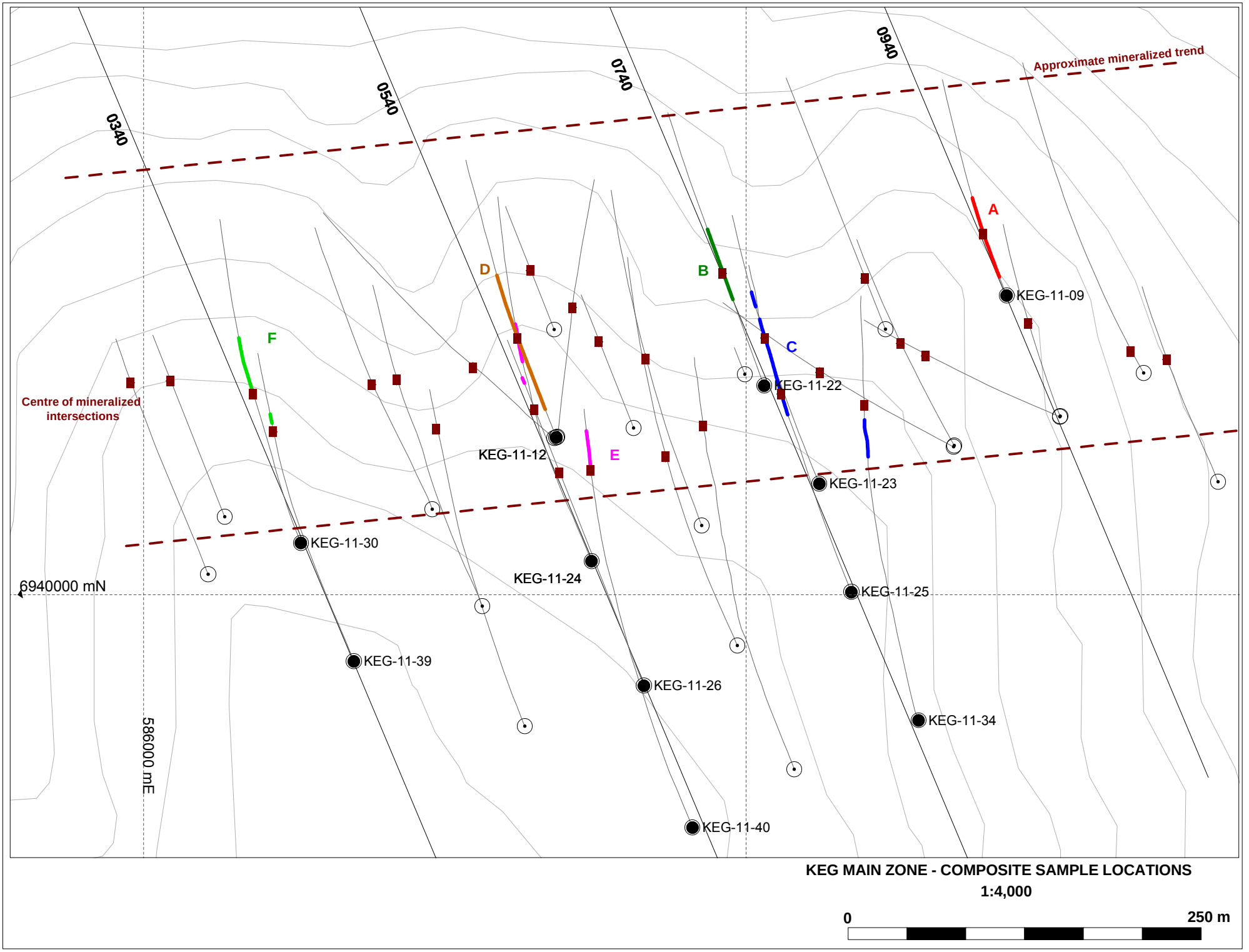
0340
0540
0740
0940
Approximate mineralized trend
Centre of mineralized intersections
A
B
C
D
E
F
KEG-11-09
KEG-11-22
KEG-11-12
KEG-11-23
KEG-11-30
KEG-11-24
KEG-11-25
KEG-11-39
KEG-11-26
KEG-11-34
KEG-11-40
6940000 mN
586000 mE
KEG MAIN ZONE - COMPOSITE SAMPLE LOCATIONS
1:4,000
0
250 m

									Estimated Grade					
COMPOSITE	HOLE_ID	FROM	TO	INTV	SAMPLE	CERT	Reject weight (kg)	Weight to Use (kg)	Ag (g/t)	Cu (ppm)	In (ppm)	Pb (ppm)	Sn (ppm)	Zn (ppm)
A	KEG-11-09	25.45	28.5	3.05	K277300	WH11121883	7.46	3.25	36.8	799	0.934	5130	486	3200
A	KEG-11-09	28.5	30.5	2	K277302	WH11121883	5.19	2.13	59.7	2290	2.78	4940	800	10100
A	KEG-11-09	30.5	32.05	1.55	K277303	WH11121883	4.21	1.65	174	5940	4.97	10000	2140	15100
A	KEG-11-09	32.05	33.6	1.55	K277304	WH11121883	3.73	1.65	61.5	585	0.943	3810	286	2830
A	KEG-11-09	33.6	34.1	0.5	K277305	WH11121883	0.99	0.53	71.3	11100	4.67	4730	1240	9450
A	KEG-11-09	34.1	35.66	1.56	K277307	WH11121883	3.50	1.66	68.9	742	1.835	5520	567	5180
A	KEG-11-09	35.66	37.19	1.53	K277308	WH11121883	3.35	1.63	124	1930	2.36	10350	749	7650
A	KEG-11-09	37.19	38.71	1.52	K277309	WH11121883	3.99	1.62	132	3550	2.32	11850	1130	7570
A	KEG-11-09	38.71	41.76	3.05	K277310	WH11121883	7.83	3.25	22.3	400	0.415	2290	377	1580
A	KEG-11-09	47.85	50.9	3.05	K277314	WH11121883	7.51	3.25	63.6	692	1.18	9570	571	4480
A	KEG-11-09	50.9	53.94	3.04	K277315	WH11121883	7.35	3.24	15.25	687	0.673	2690	479	2560
A	KEG-11-09	53.94	55.47	1.53	K277316	WH11121883	3.60	1.63	111	3340	2.9	14050	2720	12650
A	KEG-11-09	55.47	57	1.53	K277317	WH11121883	4.02	1.63	78.5	1060	0.884	8630	636	3930
A	KEG-11-09	57	58.05	1.05	K277318	WH11121883	3.04	1.12	256	2070	6.19	22000	909	27600
A	KEG-11-09	58.05	60.05	2	K277320	WH11121883	5.17	2.13	157	1430	2.52	11600	455	10650
A	KEG-11-09	60.05	61.57	1.52	K277321	WH11121883	3.55	1.62	98.2	1070	1.14	7640	603	3960
A	KEG-11-09	61.57	63.09	1.52	K277322	WH11121883	4.00	1.62	106	2630	1.835	10350	724	6760
A	KEG-11-09	63.09	66.14	3.05	K277323	WH11121883	7.85	3.25	35.7	607	0.558	3560	421	2530
A	KEG-11-09	66.14	69.19	3.05	K277324	WH11121883	7.98	3.25	46.8	2290	1.06	4100	1090	3960
A	KEG-11-09	69.19	72.24	3.05	K277325	WH11129397	8.09	3.25	17	446	0.179	1320	597	790
A	KEG-11-09	72.24	75.29	3.05	K277326	WH11129397	7.53	3.25	60.5	1440	1.38	4200	965	4890
A	KEG-11-09	75.29	78.33	3.04	K277327	WH11129397	7.15	3.24	26.8	495	0.254	1705	600	1010
A	KEG-11-09	78.33	81.38	3.05	K277328	WH11129397	6.39	3.25	128	1455	1.445	10900	951	6210
A	KEG-11-09	81.38	82.91	1.53	K277329	WH11129397	2.89	1.63	61.5	5370	7.46	2790	1680	25200
A	KEG-11-09	82.91	84.43	1.52	K277330	WH11129397	2.89	1.62	37.9	6190	7.18	1225	1300	19300
A	KEG-11-09	84.43	85.96	1.53	K277331	WH11129397	2.85	1.63	21.3	669	0.755	1040	340	2990
A	KEG-11-09	85.96	87.48	1.52	K277332	WH11129397	3.09	1.62	156	4110	3.67	10850	1785	9190
A	KEG-11-09	87.48	89.01	1.53	K277333	WH11129397	3.73	1.63	365	11450	9.59	21400	2560	32800
A	KEG-11-09	89.01	90.53	1.52	K277335	WH11129397	3.83	1.62	154	11300	9.85	7830	2940	32000
A	KEG-11-09	90.53	92.05	1.52	K277336	WH11129397	4.11	1.62	249	5350	7.43	13500	1455	25900
A	KEG-11-09	92.05	93.57	1.52	K277337	WH11129397	3.71	1.62	61.3	3170	1.69	3630	1530	4400
A	KEG-11-09	93.57	95.09	1.52	K277338	WH11129397	3.45	1.62	30.8	1225	1.65	1925	1070	5020
A	KEG-11-09	95.09	96.62	1.53	K277339	WH11129397	3.61	1.63	132	2830	2.92	6690	1230	8590
A	KEG-11-09	96.62	98.15	1.53	K277341	WH11129397	3.67	1.63	102	1755	2.21	5370	899	7020
A	KEG-11-09	98.15	99.67	1.52	K277342	WH11129397	4.03	1.62	217	2030	2.93	11900	1025	13050
A	KEG-11-09	99.67	102.72	3.05	K277343	WH11129397	7.27	3.25	40.9	610	0.47	2380	443	1860
A	KEG-11-09	102.72	105.77	3.05	K277344	WH11129397	6.87	3.25	137	945	1.66	6900	645	7750
A	KEG-11-09	105.77	108.81	3.04	K277345	WH11129397	6.99	3.24	99	912	1.555	7460	733	5160
A	KEG-11-09	108.81	111.86	3.05	K277346	WH11129397	6.75	3.25	9.75	457	0.15	688	219	495
A	KEG-11-09	111.86	114.91	3.05	K277348	WH11129397	6.63	3.25	20.6	545	0.27	1845	213	473
A	KEG-11-09	114.91	117.96	3.05	K277349	WH11129397	6.75	3.25	13.55	403	0.549	2330	308	1280
A	KEG-11-09	117.96	121.01	3.05	K277351	WH11129397	6.87	3.25	10.6	306	0.316	1845	539	614
A	KEG-11-09	121.01	124.05	3.04	K277352	WH11129397	7.03	3.24	34.7	824	1.145	3670	702	2460
A	KEG-11-09	124.05	127.1	3.05	K277353	WH11129397	7.43	3.25	35.1	546	0.757	2530	364	1500
A	KEG-11-09	127.1	130.15	3.05	K277354	WH11129397	6.53	3.25	13.6	421	0.379	970	396	767
A				**98.61**			**234.46**	**105.00**	**73.67997**	**1807.299**	**1.855864**	**5584.76**	**808.3941**	**6306.549**
B	KEG-11-22	108.81	110.34	1.53	K279047	WH11154836	4.42	1.94	31.8	2590	11.1	2040	577	18700
B	KEG-11-22	110.34	111.86	1.52	K279048	WH11154836	3.90	1.93	20.4	875	3	1325	390	4710
B	KEG-11-22	111.86	112.86	1	K279049	WH11154836	2.91	1.27	38.7	5250	24.1	1905	465	43400
B	KEG-11-22	112.86	114.91	2.05	K279051	WH11154836	5.46	2.60	38.1	3280	5.18	2010	561	7270
B	KEG-11-22	114.91	116.44	1.53	K279052	WH11154836	4.13	1.94	23.8	6570	15.6	396	754	25000
B	KEG-11-22	116.44	117.96	1.52	K279053	WH11154836	3.76	1.93	30.6	2960	4.67	1560	540	7000
B	KEG-11-22	117.96	119.96	2	K279054	WH11154836	5.33	2.54	18.2	1940	1.35	855	366	1700
B	KEG-11-22	119.96	121.01	1.05	K279055	WH11154836	2.78	1.33	24	2020	28.2	1210	533	47200
B	KEG-11-22	121.01	122.02	1.01	K279057	WH11154836	3.00	1.28	28.1	3770	9.19	1245	519	14250
B	KEG-11-22	122.02	123.04	1.02	K279058	WH11154836	2.77	1.29	33.7	4270	11.1	1370	579	18100
B	KEG-11-22	123.04	124.05	1.01	K279059	WH11154836	2.10	1.28	32	912	1.145	1550	529	1730
B	KEG-11-22	124.05	125.58	1.53	K279060	WH11154836	3.75	1.94	36	1810	2.71	2020	401	3800
B	KEG-11-22	125.58	127.1	1.52	K279061	WH11154836	4.04	1.93	37.4	2400	4.05	1990	353	5840
B	KEG-11-22	127.1	128.04	0.94	K279063	WH11154836	2.59	1.19	105	15250	9.98	10950	912	12750
B	KEG-11-22	128.04	129	0.96	K279064	WH11154836	2.68	1.22	86.7	9410	78.7	3170	698	141000
B	KEG-11-22	129	130.15	1.15	K279065	WH11154836	2.95	1.46	13.35	414	0.499	646	181	742
B	KEG-11-22	130.15	131.67	1.52	K279066	WH11154836	4.64	1.93	59.5	5370	10.4	2450	459	16850
B	KEG-11-22	131.67	133.2	1.53	K279067	WH11154836	3.75	1.94	18.2	1590	4.23	678	341	6310
B	KEG-11-22	133.2	134.53	1.33	K279068	WH11154836	3.75	1.69	9.84	419	0.475	504	206	793
B	KEG-11-22	134.53	136.25	1.72	K279070	WH11154836	4.51	2.18	74.7	10650	24.4	1915	1010	45100
B	KEG-11-22	136.25	137.26	1.01	K279071	WH11154836	2.73	1.28	28.5	1970	18.55	1360	448	39300
B	KEG-11-22	137.26	138.28	1.02	K279072	WH11154836	2.97	1.29	60.5	13150	44.9	1355	956	87100
B	KEG-11-22	138.28	139.29	1.01	K279073	WH11154836	2.01	1.28	5.26	139.5	0.773	297	676	863
B	KEG-11-22	143.35	144.37	1.02	K279078	WH11154836	2.94	1.29	94.9	2940	37.6	3850	408	51000
B	KEG-11-22	144.37	145.39	1.02	K279079	WH11154836	2.68	1.29	12.05	338	5.12	625	85	6140
B	KEG-11-22	145.39	146.4	1.01	K279080	WH11154836	2.71	1.28	55.4	1170	16.2	22200	180	28400

									Estimated Grade					
COMPOSITE	HOLE_ID	FROM	TO	INTV	SAMPLE	CERT	Reject weight (kg)	Weight to Use (kg)	Ag (g/t)	Cu (ppm)	In (ppm)	Pb (ppm)	Sn (ppm)	Zn (ppm)
B	KEG-11-22	146.4	147.42	1.02	K279081	WH11154836	3.03	1.29	35.3	890	14.15	19950	156	29800
B	KEG-11-22	147.42	148.44	1.02	K279082	WH11153511	2.54	1.29	73.2	1255	10.35	23100	182	16700
B	KEG-11-22	148.44	149.97	1.53	K279083	WH11153511	4.11	1.94	56.7	4850	17.6	4250	300	19300
B	KEG-11-22	149.97	151.49	1.52	K279084	WH11153511	4.05	1.93	73	1695	20.2	15900	252	18850
B	KEG-11-22	151.49	153.01	1.52	K279085	WH11153511	4.27	1.93	55.4	1830	14.25	5100	261	14300
B	KEG-11-22	153.01	154.53	1.52	K279086	WH11153511	4.11	1.93	78.2	4900	25.6	2560	652	23000
B	KEG-11-22	154.53	156.05	1.52	K279088	WH11153511	4.10	1.93	32.4	658	7.48	4670	74	8320
B	KEG-11-22	156.05	157.58	1.53	K279089	WH11153511	4.15	1.94	26.2	814	5.11	1870	93	5570
B	KEG-11-22	157.58	159.11	1.53	K279090	WH11153511	4.09	1.94	36.2	518	5.48	5960	98	7340
B	KEG-11-22	159.11	160.63	1.52	K279091	WH11153511	3.55	1.93	89.2	2660	19.35	14750	275	31100
B	KEG-11-22	160.63	161.64	1.01	K279093	WH11153511	2.93	1.28	22.2	4570	19.9	431	541	21900
B	KEG-11-22	161.64	162.66	1.02	K279094	WH11153511	2.84	1.29	51.6	1260	8.28	1665	417	9170
B	KEG-11-22	162.66	163.68	1.02	K279095	WH11153511	2.92	1.29	46.4	5150	20	1160	739	22900
B	KEG-11-22	163.68	164.69	1.01	K279096	WH11153511	2.96	1.28	35.8	8060	27	302	851	30400
B	KEG-11-22	164.69	165.71	1.02	K279097	WH11153511	3.04	1.29	110	13850	32.5	1705	1265	40100
B	KEG-11-22	165.71	166.73	1.02	K279098	WH11153511	2.75	1.29	38.6	7400	22.3	369	642	29500
B	KEG-11-22	166.73	167.75	1.02	K279100	WH11153511	3.02	1.29	112	22400	36.2	1230	1910	45300
B	KEG-11-22	167.75	168.77	1.02	K279101	WH11153511	2.91	1.29	99	19300	49.1	747	1550	62500
B	KEG-11-22	168.77	169.77	1	K279102	WH11153511	2.23	1.27	72	13800	31.4	715	1260	33900
B	KEG-11-22	169.77	171.29	1.52	K279103	WH11153511	4.36	1.93	73	19600	67.1	290	1445	76000
B	KEG-11-22	171.29	172.82	1.53	K279105	WH11153511	3.79	1.94	10.4	2300	2.51	294	268	2830
B	KEG-11-22	172.82	173.84	1.02	K279106	WH11153511	2.93	1.29	164	22800	47	2560	5190	62000
B	KEG-11-22	173.84	174.86	1.02	K279107	WH11153511	2.79	1.29	191	23700	54.5	4540	3780	64500
B	KEG-11-22	174.86	175.87	1.01	K279108	WH11153511	2.37	1.28	121	9510	9.5	4560	1045	12150
B	KEG-11-22	175.87	177.4	1.53	K279109	WH11153511	4.14	1.94	16.95	2430	4.28	419	287	4560
B	KEG-11-22	177.4	178.92	1.52	K279111	WH11153511	4.06	1.93	71	11400	21.7	1840	1735	26500
B	KEG-11-22	178.92	179.79	0.87	K279112	WH11153511	2.66	1.10	257	44200	117.5	1730	10400	159500
B	KEG-11-22	179.79	180.87	1.08	K279113	WH11153511	2.81	1.37	57.2	11550	16.6	963	1295	20000
B	KEG-11-22	180.87	181.97	1.1	K279114	WH11153511	2.94	1.39	66.4	9270	15.85	2360	1310	19950
B	KEG-11-22	181.97	182.98	1.01	K279115	WH11153511	2.85	1.28	122	20000	43.4	2340	2560	59400
B	KEG-11-22	182.98	184	1.02	K279116	WH11153511	2.81	1.29	148	11600	38.9	6130	1605	52900
B	KEG-11-22	184	185.01	1.01	K279117	WH11153511	2.32	1.28	60.1	3660	3.97	3570	512	5250
B	KEG-11-22	186.53	188.06	1.53	K279119	WH11158633	4.21	1.94	12.35	1035	0.705	794	329	932
B	KEG-11-22	188.06	189.59	1.53	K279120	WH11158633	4.08	1.94	15.3	467	0.349	988	340	521
B	KEG-11-22	189.59	191.11	1.52	K279121	WH11158633	3.78	1.93	105	5350	14.7	5530	732	22200
B	KEG-11-22	191.11	192.64	1.53	K279122	WH11158633	4.13	1.94	99	9110	13.85	2950	1280	18450
B	KEG-11-22	192.64	194.16	1.52	K279124	WH11158633	3.72	1.93	38.2	2200	7.18	877	590	11500
B	KEG-11-22	194.16	195.67	1.51	K279125	WH11158633	4.48	1.91	24.9	3590	7.04	522	1075	11250
B	KEG-11-22	195.67	197.2	1.53	K279126	WH11158633	4.28	1.94	63.6	13450	15.8	820	3580	27700
B				**82.81**			**222.37**	**105.00**	**56.0288**	**6224.623**	**17.53892**	**3249.039**	**896.5189**	**24357.66**
C	KEG-11-23	236.83	238.83	2	K279279	WH11165472	4.95	2.01	38.9	661	1.775	12400	151	1920
C	KEG-11-23	238.83	239.88	1.05	K279280	WH11165472	2.63	1.05	99	5720	20.3	7280	674	18650
C	KEG-11-23	239.88	242.93	3.05	K279281	WH11165472	8.80	3.06	60.3	1805	12.85	7750	273	13900
C	KEG-11-23	242.93	246.72	3.79	K279283	WH11165472	11.04	3.80	38.6	4020	10.95	941	337	13350
C	KEG-11-23	246.72	248.06	1.34	K279284	WH11165472	3.63	1.34	85.7	22800	61.4	213	946	64100
C	KEG-11-23	248.06	251.15	3.09	K279285	WH11165472	8.98	3.10	58.5	7510	6.43	1245	679	6710
C	KEG-11-23	251.15	252.94	1.79	K279286	WH11165472	5.63	1.80	182	46700	73.3	764	1110	78400
C	KEG-11-25	236.83	238.35	1.52	K279412	WH11172312	4.12	1.53	53.6	1065	7.07	4570	184	12450
C	KEG-11-25	238.35	239.88	1.53	K279413	WH11172312	4.22	1.54	46.3	2460	3.57	9440	243	9190
C	KEG-11-25	239.88	241.4	1.52	K279414	WH11172312	4.31	1.53	2.9	1010	11.15	112	116	20900
C	KEG-11-25	241.4	242.93	1.53	K279415	WH11172312	4.09	1.54	13.65	2060	12.8	916	207	24900
C	KEG-11-25	242.93	244.45	1.52	K279417	WH11172312	4.24	1.53	53.9	1735	9.51	5770	259	22000
C	KEG-11-25	244.45	245.97	1.52	K279418	WH11172312	4.60	1.53	81.2	1790	9.34	12800	347	30400
C	KEG-11-25	245.97	247.49	1.52	K279419	WH11172312	3.14	1.53	39.7	587	0.566	3960	171	1370
C	KEG-11-25	247.49	249.02	1.53	K279420	WH11172312	3.97	1.54	13.55	829	6.76	680	116	11050
C	KEG-11-25	249.02	250.66	1.64	K279422	WH11172312	5.29	1.65	14.15	2350	7.41	274	223	9360
C	KEG-11-25	296.26	297.79	1.53	K279442	WH11175149	4.70	1.54	22.3	353	1.98	7710	166	3050
C	KEG-11-25	297.79	300.84	3.05	K279443	WH11175149	8.32	3.06	29.8	491	6.16	5840	197	7570
C	KEG-11-25	300.84	301.86	1.02	K279444	WH11175149	2.89	1.02	30.8	691	17.45	2830	476	22200
C	KEG-11-25	301.86	302.88	1.02	K279445	WH11175149	3.11	1.02	23.7	1705	33.9	1690	246	42400
C	KEG-11-25	302.88	303.89	1.01	K279446	WH11175149	3.18	1.01	49.6	1185	101.5	3160	320	126500
C	KEG-11-25	303.89	306.93	3.04	K279448	WH11175149	8.52	3.05	11.25	438	11.3	823	182	13150
C	KEG-11-25	306.93	308.45	1.52	K279449	WH11175149	5.15	1.53	46.1	918	72.7	3310	246	79300
C	KEG-11-25	308.45	309.98	1.53	K279450	WH11175149	3.80	1.54	99.1	1755	48.1	6880	295	48400
C	KEG-11-25	309.98	311.51	1.53	K279451	WH11175149	5.67	1.54	111	3710	21	5810	519	21300
C	KEG-11-25	311.51	313.03	1.52	K279452	WH11175149	4.36	1.53	11.8	506	2.05	729	271	2280
C	KEG-11-25	313.03	314.05	1.02	K279453	WH11175149	3.07	1.02	48.2	1380	8.99	3060	326	9190
C	KEG-11-25	314.05	315.07	1.02	K279454	WH11175149	2.93	1.02	39.7	3330	85	1800	415	80100
C	KEG-11-25	315.07	316.08	1.01	K279456	WH11175149	2.72	1.01	54.5	1840	28.9	5210	220	32300
C	KEG-11-25	316.08	319.12	3.04	K279457	WH11175149	9.87	3.05	45.4	3060	11.65	3290	254	11850
C	KEG-11-25	319.12	320.65	1.53	K279458	WH11175149	4.73	1.54	110	3860	22.1	9820	392	17850
C	KEG-11-25	320.65	322.17	1.52	K279459	WH11175149	4.90	1.53	28.5	2030	23.6	2010	392	23400

									Estimated Grade					
COMPOSITE	HOLE_ID	FROM	TO	INTV	SAMPLE	CERT	Reject weight (kg)	Weight to Use (kg)	Ag (g/t)	Cu (ppm)	In (ppm)	Pb (ppm)	Sn (ppm)	Zn (ppm)
C	KEG-11-25	355.7	356.71	1.01	K279475	WH11175149	2.30	1.01	24.8	5270	2.86	1360	241	4510
C	KEG-11-25	356.71	357.73	1.02	K279476	WH11175149	2.67	1.02	100	2170	7.98	10900	820	12250
C	KEG-11-25	357.73	358.75	1.02	K279477	WH11175149	2.40	1.02	50.7	1970	2.32	6730	688	3890
C	KEG-11-34	334.37	337.41	3.04	K283053	WH11268112	9.02	3.05	63.7	1515	3.69	4110	290	5350
C	KEG-11-34	337.41	340.46	3.05	K283054	WH11176575	7.79	3.06	4.56	341	3.02	350	97	3670
C	KEG-11-34	340.46	341.99	1.53	K283055	WH11176575	4.36	1.54	35.3	3680	3.93	1890	495	3550
C	KEG-11-34	341.99	343.51	1.52	K283056	WH11176575	4.23	1.53	53.2	2930	9.2	3270	684	10450
C	KEG-11-34	343.51	345.04	1.53	K283057	WH11176575	4.17	1.54	177	9210	12.45	11900	1080	13450
C	KEG-11-34	345.04	346.56	1.52	K283058	WH11176575	4.30	1.53	94.2	3270	9.87	3870	380	12150
C	KEG-11-34	346.56	348.09	1.53	K283059	WH11176575	4.37	1.54	57.1	4180	30.5	2620	267	36100
C	KEG-11-34	348.09	349.61	1.52	K283061	WH11176575	4.34	1.53	26.9	4340	5.49	824	533	6480
C	KEG-11-34	349.61	352.65	3.04	K283062	WH11176575	7.88	3.05	24.4	3260	5.77	1260	289	5730
C	KEG-11-34	352.65	355.7	3.05	K283063	WH11176575	8.65	3.06	23.8	754	8.66	793	166	10750
C	KEG-11-34	355.7	358.75	3.05	K283064	WH11176575	8.42	3.06	15.6	2510	6.42	717	329	7490
C	KEG-11-34	358.75	361.8	3.05	K283065	WH11176575	8.52	3.06	20.7	2470	8.73	2450	206	9730
C	KEG-11-34	361.8	364.85	3.05	K283066	WH11176575	8.83	3.06	32.4	2700	12.05	2080	218	15000
C	KEG-11-34	364.85	367.89	3.04	K283068	WH11176575	8.83	3.05	21.6	1415	5.64	5450	218	9380
C	KEG-11-34	367.89	370.95	3.06	K283069	WH11176575	8.58	3.07	14.05	859	3.49	562	162	2860
C	KEG-11-34	370.95	373.99	3.04	K283070	WH11176575	8.21	3.05	9.14	913	17.95	268	125	15100
C	KEG-11-34	373.99	377.04	3.05	K283071	WH11176575	8.68	3.06	15.3	1570	11.95	350	167	9730
C	KEG-11-34	377.04	380.09	3.05	K283073	WH11176575	8.72	3.06	10.25	1495	3.4	186.5	126	2500
C				**104.62**			**296.83**	**105.00**	**42.28045**	**3262.966**	**14.36845**	**3256.876**	**316.4221**	**16609.8**
D	KEG-11-12	39	40	1	K281010	WH11130443	2.41	0.92	80.1	155	2.56	6300	563	4260
D	KEG-11-12	40	40.58	0.58	K281011	WH11130443	1.29	0.53	163	734	5.56	12400	144	9940
D	KEG-11-12	40.58	42	1.42	K281013	WH11130443	3.69	1.31	25.3	283	2.08	1900	210	3550
D	KEG-11-12	42	44.01	2.01	K281014	WH11130443	5.13	1.85	6.89	196	0.446	414	160	681
D	KEG-11-12	44.01	44.52	0.51	K281015	WH11130443	1.51	0.47	966	3120	21.5	62300	324	43300
D	KEG-11-12	44.52	46	1.48	K281016	WH11130443	3.69	1.37	24	287	0.876	1575	95	1470
D	KEG-11-12	46	46.91	0.91	K281017	WH11130443	2.17	0.84	47.9	511	1.36	2850	115	2180
D	KEG-11-12	46.91	47.52	0.61	K281018	WH11130443	1.43	0.56	63.1	3030	60.3	3110	289	77500
D	KEG-11-12	47.52	49.9	2.38	K281019	WH11130443	5.83	2.20	18.15	308	3.48	1065	62	5170
D	KEG-11-12	49.9	50.35	0.45	K281021	WH11130443	1.17	0.42	209	2580	67.1	11500	220	136500
D	KEG-11-12	50.35	51.81	1.46	K281022	WH11130443	3.39	1.35	15.7	269	0.647	1065	141	1140
D	KEG-11-12	51.81	54	2.19	K281023	WH11130443	5.51	2.02	3.19	216	0.669	185.5	81	1100
D	KEG-11-12	54	57	3	K281025	WH11130443	7.57	2.77	14.35	265	1.01	894	87	1540
D	KEG-11-12	57	60	3	K281026	WH11130443	7.13	2.77	7.36	140	1.585	432	67	2010
D	KEG-11-12	60	63	3	K281027	WH11130443	7.55	2.77	8.68	246	2.48	467	60	2240
D	KEG-11-12	63	66	3	K281028	WH11130443	6.11	2.77	13.1	258	2.07	642	57	2270
D	KEG-11-12	66	69	3	K281029	WH11130443	7.47	2.77	19.15	430	4.84	1360	77	5350
D	KEG-11-12	69	72	3	K281030	WH11130443	7.41	2.77	9.57	341	1.755	825	87	2150
D	KEG-11-12	72	75	3	K281032	WH11130443	6.63	2.77	15.8	636	7.27	1040	138	6680
D	KEG-11-12	75	77.12	2.12	K281033	WH11130443	4.75	1.96	15.05	235	1.91	983	58	1970
D	KEG-11-12	77.12	78	0.88	K281034	WH11130443	1.95	0.81	40.4	1005	8.09	2240	95	7590
D	KEG-11-12	78	78.85	0.85	K281035	WH11130443	1.91	0.78	35.1	2090	26.2	812	114	26100
D	KEG-11-12	78.85	79.25	0.4	K281036	WH11130443	0.99	0.37	35	3560	53.4	696	107	62800
D	KEG-11-12	79.25	80.33	1.08	K281037	WH11130442	2.63	1.00	16.85	1205	14.1	404	73	13300
D	KEG-11-12	80.33	80.7	0.37	K281038	WH11130442	0.85	0.34	95	2400	40.1	2890	73	48000
D	KEG-11-12	80.7	81.34	0.64	K281039	WH11130442	1.71	0.59	76.7	1575	26.5	2100	60	31200
D	KEG-11-12	81.34	82	0.66	K281040	WH11130442	1.67	0.61	21.2	3790	14.15	334	186	13700
D	KEG-11-12	82	84	2	K281041	WH11130442	5.49	1.84	9.4	1580	8.99	180	80	7700
D	KEG-11-12	84	86.8	2.8	K281042	WH11130442	6.73	2.58	4.97	578	4.54	130.5	59	4120
D	KEG-11-12	86.8	88	1.2	K281043	WH11130442	3.15	1.11	244	2120	24.9	13600	217	29500
D	KEG-11-12	88	90	2	K281044	WH11130442	4.95	1.84	30.1	1435	7.73	1005	120	7700
D	KEG-11-12	90	91	1	K281046	WH11130442	2.65	0.92	90.7	8780	19.45	1935	515	22200
D	KEG-11-12	91	92	1	K281047	WH11130442	2.57	0.92	94	2690	12.2	5010	580	16700
D	KEG-11-12	92	92.85	0.85	K281048	WH11130442	2.03	0.78	104	3770	12.35	3240	184	12450
D	KEG-11-12	92.85	93.26	0.41	K281049	WH11130442	1.09	0.38	198	2670	26	77800	1645	47300
D	KEG-11-12	93.26	95	1.74	K281050	WH11130442	4.33	1.60	97	1685	11.6	25500	683	16600
D	KEG-11-12	95	96	1	K281051	WH11130442	2.47	0.92	42.9	1585	4.03	16150	761	8780
D	KEG-11-12	96	97.5	1.5	K281052	WH11130442	3.91	1.38	17.1	613	5.02	5480	105	9440
D	KEG-11-12	97.5	99	1.5	K281053	WH11130442	3.79	1.38	21.3	1080	8.68	1730	116	12100
D	KEG-11-12	99	100.36	1.36	K281055	WH11130442	3.21	1.25	8.71	316	4.08	664	98	4950
D	KEG-11-12	100.36	101.05	0.69	K281056	WH11130442	1.25	0.64	36.3	724	4.33	2440	116	4630
D	KEG-11-12	101.05	102	0.95	K281058	WH11130442	2.49	0.88	47.6	547	6.94	3120	108	8270
D	KEG-11-12	110.26	110.58	0.32	K281066	WH11130442	0.75	0.30	135	1525	53.8	8070	220	77200
D	KEG-11-12	110.58	112	1.42	K281067	WH11130442	2.91	1.31	0.74	86.6	0.105	45.6	33	177
D	KEG-11-12	112	113.5	1.5	K281068	WH11130442	3.69	1.38	21.3	581	2.63	1585	154	2770
D	KEG-11-12	113.5	114.59	1.09	K281069	WH11130442	3.05	1.01	11.8	252	1.27	904	73	1600
D	KEG-11-12	114.59	115.23	0.64	K281070	WH11130442	1.95	0.59	148	3100	22.8	10600	405	26400
D	KEG-11-12	115.23	117	1.77	K281071	WH11130442	4.57	1.63	3.14	153	0.673	241	69	981
D	KEG-11-12	117	118.23	1.23	K281073	WH11132849	3.25	1.13	1.32	146.5	0.156	82.9	30	262
D	KEG-11-12	118.23	118.6	0.37	K281074	WH11132849	0.85	0.34	35	1730	13.6	2460	228	14000

									Estimated Grade					
COMPOSITE	HOLE_ID	FROM	TO	INTV	SAMPLE	CERT	Reject weight (kg)	Weight to Use (kg)	Ag (g/t)	Cu (ppm)	In (ppm)	Pb (ppm)	Sn (ppm)	Zn (ppm)
D	KEG-11-12	118.6	120	1.4	K281075	WH11132849	3.39	1.29	2.73	111.5	0.285	166.5	71	296
D	KEG-11-12	120	123	3	K281076	WH11132849	8.55	2.77	18.9	408	1.885	980	115	1980
D	KEG-11-12	123	123.46	0.46	K281078	WH11132849	1.13	0.42	114	1700	43.1	4930	214	46400
D	KEG-11-12	123.46	124	0.54	K281079	WH11132849	1.17	0.50	2.03	271	2.82	83.1	93	2860
D	KEG-11-12	124	125	1	K281080	WH11132849	2.65	0.92	1.57	129.5	0.428	64.5	58	628
D	KEG-11-12	125	125.83	0.83	K281081	WH11132849	2.03	0.77	8.64	198.5	0.774	417	94	793
D	KEG-11-12	125.83	126.52	0.69	K281082	WH11132849	1.85	0.64	154	1625	10.6	7540	400	8400
D	KEG-11-12	126.52	128	1.48	K281084	WH11132849	3.91	1.37	35.8	672	3.33	1720	166	2350
D	KEG-11-12	128	129.96	1.96	K281085	WH11132849	5.39	1.81	10.8	337	5.79	536	121	4230
D	KEG-11-12	129.96	130.5	0.54	K281086	WH11132849	1.13	0.50	14.85	2430	40.8	518	215	30500
D	KEG-11-12	130.5	131	0.5	K281087	WH11132849	1.59	0.46	33.4	2110	38.1	2150	299	26800
D	KEG-11-12	131	132	1	K281088	WH11132849	2.21	0.92	15.8	589	28	1495	185	19150
D	KEG-11-12	132	133.5	1.5	K281089	WH11132849	3.95	1.38	5.9	325	6.19	572	96	4100
D	KEG-11-12	133.5	135.72	2.22	K281091	WH11132849	5.75	2.05	5.76	340	2.83	438	49	2250
D	KEG-11-12	135.72	136.14	0.42	K281092	WH11132849	0.97	0.39	18	2090	32.3	910	194	25100
D	KEG-11-12	136.14	138	1.86	K281093	WH11132849	4.43	1.72	5.1	331	1.955	423	64	1500
D	KEG-11-12	138	139.5	1.5	K281094	WH11132849	3.61	1.38	19.4	426	4.9	1630	90	3780
D	KEG-11-12	139.5	141	1.5	K281095	WH11132849	3.23	1.38	7.2	582	10.1	547	86	7290
D	KEG-11-12	141	142.5	1.5	K281096	WH11132849	3.45	1.38	15.05	189	0.98	890	101	878
D	KEG-11-12	142.5	144	1.5	K281097	WH11132849	3.61	1.38	80	3730	5.65	4380	616	2420
D	KEG-11-12	189	191	2	K281125	WH11132848	4.97	1.84	65.7	1020	6.47	3080	190	5380
D	KEG-11-12	191	193.09	2.09	K281126	WH11132848	4.79	1.93	3.41	187.5	1.285	150	112	1100
D	KEG-11-12	193.09	194	0.91	K281127	WH11132848	2.11	0.84	44.2	2030	15.15	2150	347	12450
D	KEG-11-12	194	195	1	K281128	WH11132848	2.55	0.92	22.4	2450	21.4	795	271	15750
D	KEG-11-12	195	196	1	K281129	WH11132848	2.07	0.92	8.22	717	2.81	316	157	1830
D	KEG-11-12	196	196.5	0.5	K281131	WH11132848	0.97	0.46	49.8	1700	30.7	2150	237	22800
D	KEG-11-12	196.5	197.8	1.3	K281132	WH11132848	3.05	1.20	3.65	143.5	0.574	180	79	519
D	KEG-11-12	197.8	198.54	0.74	K281133	WH11132848	2.11	0.68	50.4	5860	52.3	1865	361	34700
D	KEG-11-12	198.54	199.5	0.96	K281134	WH11132848	2.13	0.89	19.95	1060	7.27	846	196	3910
D	KEG-11-12	199.5	200.05	0.55	K281135	WH11132848	1.41	0.51	56.9	5400	70.6	2030	382	50600
D	KEG-11-12	200.05	201	0.95	K281137	WH11132848	2.03	0.88	16.9	1780	10.45	648	282	6500
D	KEG-11-12	220.9	222	1.1	K281147	WH11134160	3.10	1.01	45.5	8150	53.9	803	703	31100
D	KEG-11-12	222	223.13	1.13	K281149	WH11134160	2.63	1.04	19.7	2100	4.9	571	304	2210
D	KEG-11-12	223.13	224.26	1.13	K281151	WH11134160	3.03	1.04	54.5	4140	76.3	1620	376	47800
D	KEG-11-12	224.26	226	1.74	K281152	WH11134160	4.13	1.60	46.8	2090	11.95	2150	264	7110
D				**113.84**			**279.76**	**105.00**	**34.36325**	**1068.225**	**9.045923**	**2597.693**	**169.8754**	**8844.369**
E	KEG-11-24	270	272	2	K281971	WH11177296	5.48	2.45	67.1	1875	20.6	2770	238	16300
E	KEG-11-24	272	274	2	K281972	WH11177296	4.92	2.45	47.7	1965	20.3	4250	195	15150
E	KEG-11-24	274	276	2	K281973	WH11181423	5.10	2.45	62.1	927	11.7	3720	135	10350
E	KEG-11-24	276	278	2	K281974	WH11181423	4.97	2.45	14.6	283	2.88	561	87	1280
E	KEG-11-24	278	280.01	2.01	K281975	WH11181423	4.83	2.46	40.1	2200	50.4	1050	151	14850
E	KEG-11-24	280.01	282	1.99	K281976	WH11181423	4.96	2.44	10.15	776	15.7	245	71	5190
E	KEG-11-24	282	284	2	K281978	WH11181423	5.00	2.45	12.7	1065	21.6	312	89	5820
E	KEG-11-24	284	286	2	K281979	WH11181423	5.28	2.45	5.62	414	1.13	176	55	323
E	KEG-11-24	286	288.31	2.31	K281980	WH11181423	5.83	2.83	20.8	2440	75.1	554	159	23700
E	KEG-11-24	288.31	290	1.69	K281981	WH11181423	3.83	2.07	12.85	2060	39.3	262	158	13600
E	KEG-11-24	290	292	2	K281982	WH11181423	4.87	2.45	11.4	1450	21.2	341	158	6700
E	KEG-11-24	292	294.3	2.3	K281983	WH11181423	5.76	2.82	26.7	2170	31.3	737	153	10900
E	KEG-11-24	294.3	296.11	1.81	K281984	WH11181423	4.63	2.22	18.05	1710	19.65	484	113	6390
E	KEG-11-24	296.11	298	1.89	K281986	WH11181423	5.00	2.31	22	2590	22.1	551	171	9230
E	KEG-11-24	298	300	2	K281987	WH11181423	5.04	2.45	3.31	179.5	0.773	108.5	64	307
E	KEG-11-24	300	302	2	K281988	WH11181423	5.38	2.45	21.2	2280	28.9	579	138	12700
E	KEG-11-24	302	304	2	K281989	WH11181423	5.01	2.45	14	2390	26	307	185	13450
E	KEG-11-24	304	305.77	1.77	K281991	WH11181423	4.96	2.17	26.3	5620	71.2	418	291	41800
E	KEG-11-24	305.77	307.44	1.67	K281992	WH11181423	4.15	2.04	2.9	212	0.364	77.8	38	156
E	KEG-11-24	307.44	309	1.56	K281993	WH11181423	4.02	1.91	34.6	4840	61	768	241	42600
E	KEG-11-24	309	311	2	K281994	WH11181423	5.65	2.45	19.75	5470	75.8	189.5	240	43100
E	KEG-11-24	311	313	2	K281995	WH11181423	4.84	2.45	12.2	1910	10.4	189.5	183	4590
E	KEG-11-24	313	315.07	2.07	K281996	WH11181423	6.09	2.53	36	7080	67.1	549	503	24800
E	KEG-11-26	420	422.79	2.79	K276339	WH11273650	7.35	3.42	12	2900	10.8	731	574	8450
E	KEG-11-26	422.79	425	2.21	K276340	WH11273650	5.21	2.71	9.3	1360	14.1	644	815	10250
E	KEG-11-26	425	427.16	2.16	K276341	WH11273650	4.94	2.64	31	2560	56.1	2560	1125	44200
E	KEG-11-40	477.62	480.67	3.05	K283555	WH11269372	8.35	3.73	15.75	2530	16.1	677	102	10200
E	KEG-11-40	480.67	483.72	3.05	K283556	WH11269372	8.20	3.73	20.3	1265	5.5	766	58	6060
E	KEG-11-40	483.72	486.77	3.05	K283557	WH11269372	8.80	3.73	5	1460	7.11	77.6	85	5010
E	KEG-11-40	486.77	489.81	3.04	K283558	WH11204216	8.04	3.72	82	2840	10.95	15100	175	22200
E	KEG-11-40	489.81	492.86	3.05	K283559	WH11204216	8.02	3.73	25.1	927	8.35	2790	89	9470
E	KEG-11-40	505.05	508.1	3.05	K283565	WH11204216	7.71	3.73	7.53	1135	21	153.5	570	12250
E	KEG-11-40	508.1	511.15	3.05	K283566	WH11204216	8.05	3.73	10.2	1025	4.56	381	452	2990
E	KEG-11-40	511.15	514.19	3.04	K283567	WH11204216	8.01	3.72	9.26	1035	4.04	271	423	2810
E	KEG-11-40	514.19	517.24	3.05	K283568	WH11204216	8.23	3.73	35.9	1040	86.2	1370	558	50200
E	KEG-11-40	517.24	520.29	3.05	K283570	WH11204216	6.87	3.73	35.5	157.5	4.19	1865	574	4530

									Estimated Grade					
COMPOSITE	HOLE_ID	FROM	TO	INTV	SAMPLE	CERT	Reject weight (kg)	Weight to Use (kg)	Ag (g/t)	Cu (ppm)	In (ppm)	Pb (ppm)	Sn (ppm)	Zn (ppm)
E	KEG-11-40	520.29	523.34	3.05	K283571	WH11204216	6.97	3.73	14.2	35.7	1.39	706	639	1150
E				**85.76**			**220.35**	**105.00**	**23.1438**	**1849.35**	**24.06698**	**1406.975**	**287.7368**	**13439.48**
F	KEG-11-30	212.45	215.49	3.04	K279838	WH11184894	8.74	8.46	11.30	781	8.49	570	258	7870
F	KEG-11-30	218.54	221.59	3.05	K279840	WH11184894	8.24	8.49	30.00	965	15.15	1800	246	13400
F	KEG-11-30	224.64	227.69	3.05	K279842	WH11184894	8.98	8.49	64.10	118.5	1.95	2370	623	2670
F	KEG-11-30	250.77	252.61	1.84	K279853	WH11184894	4.74	5.12	204.00	7230	20.7	27400	1920	25700
F	KEG-11-30	252.61	255.12	2.51	K279855	WH11184894	7.52	6.99	7.43	1180	6.53	237	145	4640
F	KEG-11-30	255.12	258.17	3.05	K279856	WH11184894	9.75	8.49	53.60	3760	13.7	4160	259	21100
F	KEG-11-30	258.17	261.21	3.04	K279857	WH11184894	9.16	8.46	15.55	2360	8.04	594	151	9480
F	KEG-11-30	273.41	276.45	3.04	K279863	WH11184894	9.47	8.46	54.30	2350	6.93	10500	598	12300
F	KEG-11-30	276.45	279.5	3.05	K279864	WH11184894	8.85	8.49	14.25	2260	7.21	811	393	8750
F	KEG-11-30	279.5	282.55	3.05	K279865	WH11184894	8.81	8.49	11.85	619	1.08	875	349	1400
F	KEG-11-39	335.00	338.00	3.00	K280980	WH11273745	7.07	8.35	16.9	1090	3.75	776	426	2700
F	KEG-11-39	338.00	341.00	3.00	K280981	WH11204211	7.44	8.35	8.4	3400	12.65	53.9	474	11800
F	KEG-11-39	341.00	344.00	3.00	K280982	WH11204211	7.22	8.35	13.1	4330	17.30	109.5	327	12900
F	KEG-11-39	302.00	305.00	3.00	K280967	WH11273745	7.31	6.42	68.7	858	23.80	3340	165	28500
F	KEG-11-39	332.00	335.00	3.00	K280979	WH11273745	6.36	6.36	5.19	460	3.94	268	231	2990
F	KEG-11-39	347.00	350.00	3.00	K280984	WH11204211	7.36	6.42	10.5	520	5.84	3590	102	5910
F				**52.72**			**127.02**	**105.00**	**31.29259**	**1741.716**	**9.409355**	**2960.479**	**356.023**	**10242.91**

APPENDIX B

SILVER RANGE KEG MAIN ZONE METALLURGICAL TESTWORK

SGS-LAKEFIELD TEST DATA SHEETS

Test No.:	F1		**Project No.**: 13589-001		**Operator**: CC		**Date**: April 30th 2012
Purpose:	Rougher kinetics test - effect of primary grind						
Procedure:	As outlined below.						
			50244-001				
Feed:	2 kg of minus 10 mesh		Overall Comp	(location in a drum on a skid in the freezer)			
Primary Grind:	30	minutes / 2 kg @ 65% solids in laboratory ball mill (BM#1).				P80 =	107 µm

Conditions:

	Reagents added, grams per tonne							Time, minutes				
Stage	$Ca(OH)_2$	NaCN	$ZnSO_4$	3418A	$CuSO_4$	5100	MIBC	Grind	Cond.	Froth	pH	Ep (mV)
Grind (BM#1)	200	-	60	5	-	-	-	30			8.0	+60
CuPb Rougher												
CuPb Rougher 1	230	-	-	-	-	-	10		1	1	9.5	+80
CuPb Rougher 2	-	-	-	2.5	-	-	5		1	1	9.0	+120
CuPb Rougher 3	-	-	-	2.5	-	-	5		1	2	9.0	+130
Zn Rougher												
Condition	1380	-	-	-	150	-	-		3		11.5	+20
Zn Rougher 1	235	-	-	-	-	5	10		1	2	11.5	+20
Zn Rougher 2	-	-	-	-	-	5	5		1	2	11.3	+20
Zn Rougher 3	-	-	-	-	-	5	5		1	2	11.2	+50
Total	2045	0	60	10	150	15	40					

* as required

Stage	Rougher
Flotation Cell # 8	1000g-D1
Speed: rpm	1800

Observation: Pb seems very slow maybe the grind is too coarse.

Metallurgical Balance

Product	**Weight**		**Assays %, g/t**								**% Distribution**							
	g	**%**	**Zn**	**Pb**	**Cu**	**Ag**	**In**	**Sn**	**S**	**Fe**	**Zn**	**Pb**	**Cu**	**Ag**	**In**	**Sn**	**S**	**Fe**
CuPb Rougher 1	20.9	1.0	3.98	16.8	13.9	2137	0.007	0.99	19.9	15.8	3.1	48.2	47.7	45.9	2.9	24.5	7.5	3.4
CuPb Rougher 2	16.7	0.8	6.69	17.1	9.64	1955	0.007	0.77	19.5	16.1	4.1	39.2	26.5	33.5	2.3	15.2	5.9	2.8
CuPb Rougher 3	17.3	0.9	8.64	2.58	3.75	446	0.008	0.36	15.0	14.7	5.5	6.1	10.7	7.9	2.7	7.4	4.7	2.6
Zn Rougher 1	66.5	3.3	18.4	0.11	0.35	43.9	0.013	<0.002	20.4	18.7	45.3	1.0	3.8	3.0	16.9	0.2	24.4	12.8
Zn Rougher 2	40.7	2.0	6.16	0.066	0.40	41.8	0.003	0.042	20.7	28.2	9.3	0.4	2.7	1.7	2.4	2.0	15.1	11.8
Zn Rougher 3	23.2	1.2	5.31	0.048	0.39	37.9	0.004	0.046	15.2	21.1	4.6	0.2	1.5	0.9	1.8	1.3	6.3	5.1
Zn Rougher Tail	1810.7	90.7	0.42	0.020	0.024	3.79	<0.002	0.023	1.11	3.29	28.1	5.0	7.1	7.0	71.0	49.4	36.1	61.5
Head (calc.)	1996.0	100.0	1.35	0.37	0.30	48.8	0.003	0.042	2.79	4.86	100.0	100.0	100.0	100.0	100.0	100.0	100.0	100.0
(direct)			1.36	0.31	0.27			0.040	2.81	4.70								
Combined Products				Estimated value - Insufficien				Estimated value - I		Estimated value -	Insufficient sample mass							
CuPb Rougher 1		1.0	3.98	16.8	13.9	2137	0.01	0.99	19.9	15.8	3.1	48.2	47.7	45.9	2.9	24.5	7.5	3.4
CuPb Rougher 1-2		1.9	5.18	16.9	12.0	2056	0.01	0.89	19.7	15.9	7.2	87.4	74.2	79.4	5.2	39.8	13.3	6.2
CuPb Rougher 1-3		2.8	6.27	12.4	9.41	1549	0.01	0.72	18.2	15.5	12.7	93.5	84.9	87.3	7.9	47.2	18.0	8.8
Zn Rougher Feed		97.2	1.21	0.024	0.047	6.37	0.00	0.023	2.35	4.55	87.3	6.5	15.1	12.7	92.1	52.8	82.0	91.2
Zn Rougher 1		3.3	18.4	0.11	0.35	43.90	0.01	0.002	20.4	18.7	45.3	1.0	3.8	3.0	16.9	0.2	24.4	12.8
Zn Rougher 1-2		5.4	13.8	0.093	0.37	43.10	0.01	0.017	20.5	22.3	54.6	1.4	6.5	4.7	19.3	2.2	39.5	24.7
Zn Rougher 1-3		6.5	12.3	0.085	0.37	42.18	0.01	0.022	19.6	22.1	59.1	1.5	8.0	5.6	21.2	3.5	45.9	29.7
Zn Rougher Tail		90.7	0.42	0.020	0.024	3.79	0.00	0.023	1.11	3.29	28.1	5.0	7.1	7.0	71.0	49.4	36.1	61.5
Head (calc.)		100.0	1.35	0.37	0.30	48.79	0.00	0.042	2.79	4.86	100.0	100.0	100.0	100.0	100.0	100.0	100.0	100.0

Test No.: F2 **Project No.**: 13589-001 **Operator**: CC **Date**: April 30th 2012

Purpose: Rougher kinetics test - effect of primary grind

Procedure: As outlined below.

Feed: 2 kg of minus 10 mesh 50244-001 Overall Comp (location in a drum on a skid in the freezer)

Primary Grind: 45 minutes / 2 kg @ 65% solids in laboratory ball mill (BM#1). P80 = 66 µm

Conditions:

	Reagents added, grams per tonne							Time, minutes				
Stage	$Ca(OH)_2$	NaCN	$ZnSO_4$	3418A	$CuSO_4$	5100	MIBC	Grind	Cond.	Froth	pH	Ep (mV)
Grind (BM#1)	200	-	60	5	-	-	-	45			8.2	-240
CuPb Rougher												
CuPb Rougher 1	270	-	-	5	-	-	12.5		1	1	9.5	+20
CuPb Rougher 2	-	-	-	2.5	-	-	5		1	1	9.2	+60
CuPb Rougher 3	-	-	-	2.5	-	-	5		1	2	9.0	+80
Zn Rougher												
Condition	1500	-	-	-	150	-	-		3		11.5	-40
Zn Rougher 1	130	-	-	-	-	5	10		1	2	11.5	-40
Zn Rougher 2	-	-	-	-	-	5	5		1	2	11.2	+20
Zn Rougher 3	-	-	-	-	-	5	5		1	2	11.2	+20
Total	2100	0	60	15	150	15	43					

* as required

Stage	Rougher
Flotation Cell # 8	1000g-D1
Speed: rpm	1800

Metallurgical Balance

Product	**Weight**		**Assays %, g/t**								**% Distribution**							
	g	**%**	**Zn**	**Pb**	**Cu**	**Ag**	**In**	**Sn**	**S**	**Fe**	**Zn**	**Pb**	**Cu**	**Ag**	**In**	**Sn**	**S**	**Fe**
CuPb Rougher 1	22.2	1.1	3.49	22.8	12.4	2633	0.007	0.84	20.2	15.7	2.9	76.6	52.2	66.3	3.0	22.8	8.3	3.5
CuPb Rougher 2	19.1	1.0	8.38	4.33	8.58	765	0.007	0.81	19.1	17.2	5.9	12.5	31.1	16.6	2.6	18.9	6.8	3.3
CuPb Rougher 3	24.3	1.2	9.70	1.18	1.79	255	0.007	0.22	14.4	14.5	8.7	4.3	8.2	7.0	3.3	6.5	6.5	3.6
Zn Rougher 1	77.4	3.9	19.4	0.12	0.23	30.9	0.013	<0.002	25.8	26.8	55.4	1.4	3.4	2.7	19.4	0.2	37.0	20.9
Zn Rougher 2	35.3	1.8	5.20	0.054	0.16	25.7	<0.002	0.014	21.5	31.1	6.8	0.3	1.1	1.0	1.4	0.6	14.1	11.1
Zn Rougher 3	23.5	1.2	5.19	0.049	0.14	21.4	0.003	0.020	12.7	17.6	4.5	0.2	0.6	0.6	1.4	0.6	5.5	4.2
Zn Rougher Tail	1792.7	89.9	0.24	0.017	0.010	2.86	<0.002	0.023	0.66	2.95	15.9	4.6	3.4	5.8	69.1	50.4	21.9	53.4
Head (calc.)	1994.5	100.0	1.36	0.33	0.26	44.2	0.003	0.041	2.71	4.97	100.0	100.0	100.0	100.0	100.0	100.0	100.0	100.0
(direct)			1.36	0.31	0.27			0.040	2.81	4.70								
Combined Products				Estimated value - Insufficien				Estimated value - I		Estimated value -	Insufficient sample mass							
CuPb Rougher 1		1.1	3.49	22.8	12.4	2633	0.01	0.84	20.2	15.7	2.9	76.6	52.2	66.3	3.0	22.8	8.3	3.5
CuPb Rougher 1-2		2.1	5.75	14.3	10.6	1769	0.01	0.83	19.7	16.4	8.8	89.2	83.3	82.8	5.6	41.7	15.1	6.8
CuPb Rougher 1-3		3.3	7.21	9.41	7.36	1208	0.01	0.60	17.7	15.7	17.5	93.5	91.5	89.9	8.8	48.2	21.5	10.4
Zn Rougher Feed		96.7	1.16	0.022	0.023	4.6	0.00	0.022	2.20	4.60	82.5	6.5	8.5	10.1	91.2	51.8	78.5	89.6
Zn Rougher 1		3.9	19.4	0.120	0.23	30.9	0.01	0.002	25.8	26.8	55.4	1.4	3.4	2.7	19.4	0.2	37.0	20.9
Zn Rougher 1-2		5.7	15.0	0.099	0.21	29.3	0.01	0.006	24.5	28.1	62.2	1.7	4.4	3.7	20.7	0.8	51.0	32.0
Zn Rougher 1-3		6.8	13.3	0.091	0.20	27.9	0.01	0.008	22.4	26.3	66.7	1.9	5.1	4.3	22.1	1.4	56.6	36.2
Zn Rougher Tail		89.9	0.24	0.017	0.010	2.9	0.00	0.023	0.66	2.95	15.9	4.6	3.4	5.8	69.1	50.4	21.9	53.4
Head (calc.)		100.0	1.36	0.33	0.26	44.2	0.00	0.041	2.71	4.97	100.0	100.0	100.0	100.0	100.0	100.0	100.0	100.0

Test No.: F3 **Project No.**: 13589-001 **Operator**: CC **Date**: May 3rd 2012

Purpose: Rougher kinetics test - as F2 no ZnSO4, increase collector in Zn circuit

Procedure: As outlined below.

Feed: 2 kg of minus 10 mesh 50244-001 Overall Comp (location in a drum on a skid in the freezer)

Primary Grind: 45 minutes / 2 kg @ 65% solids in laboratory ball mill (BM#1). P80 = 59 µm

Conditions:

	Reagents added, grams per tonne							Time, minutes				
Stage	$Ca(OH)_2$	NaCN	$ZnSO_4$	3418A	$CuSO_4$	5100	MIBC	Grind	Cond.	Froth	pH	Ep (mV)
Grind (BM#1)	200	-	-	5	-	-	-	45			8.2	-60
CuPb Rougher												
CuPb Rougher 1	325	-	-	5	-	-	12.5		1	1	9.5	+20
CuPb Rougher 2	-	-	-	2.5	-	-	5		1	1	9.2	+100
CuPb Rougher 3	-	-	-	2.5	-	-	5		1	2	9.0	+100
Zn Rougher												
Condition	1500	-	-	-	150	-	-		3		11.5	+20
Zn Rougher 1	130	-	-	-	-	10	10		1	2	11.5	+20
Zn Rougher 2	-	-	-	-	-	10	5		1	2	11.2	+20
Zn Rougher 3	-	-	-	-	-	5	5		1	2	11.2	+40
Total	2155	0	0	15	150	25	43					

* as required

Stage	Rougher
Flotation Cell # 8	1000g-D1
Speed: rpm	1800

Metallurgical Balance

Product	**Weight**		**Assays %, g/t**								**% Distribution**							
	g	**%**	**Zn**	**Pb**	**Cu**	**Ag**	**In**	**Sn**	**S**	**Fe**	**Zn**	**Pb**	**Cu**	**Ag**	**In**	**Sn**	**S**	**Fe**
CuPb Rougher 1	26.4	1.3	4.39	10.3	11.4	2334	0.008	0.780	20.4	16.3	4.2	64.0	55.6	69.8	2.9	24.5	9.8	4.2
CuPb Rougher 2	14.9	0.7	10.2	5.59	9.59	916	0.009	0.900	22.1	18.7	5.5	19.6	26.4	15.5	1.8	15.9	6.0	2.7
CuPb Rougher 3	11.1	0.6	14.7	1.98	3.69	371	0.012	0.440	20.4	18.2	5.9	5.2	7.6	4.7	1.8	5.8	4.1	2.0
Zn Rougher 1	73.0	3.6	24.1	0.14	0.32	37.6	0.017	<0.002	26.4	23.4	63.7	2.4	4.3	3.1	17.0	0.2	35.1	16.6
Zn Rougher 2	46.4	2.3	4.30	0.10	0.18	27.3	<0.002	0.020	22.2	31.9	7.2	1.1	1.5	1.4	1.3	1.1	18.8	14.4
Zn Rougher 3	26.4	1.3	2.37	0.072	0.11	19.7	0.002	0.025	11.1	16.1	2.3	0.4	0.5	0.6	0.7	0.8	5.3	4.1
Zn Rougher Tail	1812.2	90.1	0.17	0.017	0.012	2.4	0.003	0.024	0.63	3.19	11.2	7.3	4.0	4.9	74.5	51.7	20.8	56.1
Head (calc.)	2010.4	100.0	1.37	0.21	0.27	43.9	0.0	.0	2.73	5.13	100.0	100.0	100.0	100.0	100.0	100.0	100.0	100.0
(direct)			1.36	0.31	0.27			0.040	2.81	4.70								
Combined Products				Estimated value - Insufficien				Estimated value - I		Estimated value -	Insufficient sample mass							
CuPb Rougher 1		1.3	4.39	10.3	11.4	2334	0.01	0.78	20.4	16.3	4.2	64.0	55.6	69.8	2.9	24.5	9.8	4.2
CuPb Rougher 1-2		2.1	6.49	8.60	10.7	1822	0.01	0.82	21.0	17.2	9.7	83.6	82.0	85.3	4.7	40.4	15.8	6.9
CuPb Rougher 1-3		2.6	8.23	7.20	9.25	1515	0.01	0.74	20.9	17.4	15.6	88.8	89.6	89.9	6.6	46.2	19.9	8.8
Zn Rougher Feed		97.4	1.19	0.024	0.029	4.5	0.00	0.02	2.24	4.80	84.4	11.2	10.4	10.1	93.4	53.8	80.1	91.2
Zn Rougher 1		3.6	24.1	0.140	0.32	37.6	0.02	0.00	26.4	23.4	63.7	2.4	4.3	3.1	17.0	0.2	35.1	16.6
Zn Rougher 1-2		5.9	16.4	0.124	0.27	33.6	0.01	0.01	24.8	26.7	71.0	3.5	5.9	4.5	18.3	1.3	53.9	30.9
Zn Rougher 1-3		7.3	13.9	0.115	0.24	31.1	0.01	0.01	22.3	24.8	73.2	3.9	6.4	5.1	19.0	2.1	59.2	35.1
Zn Rougher Tail		90.1	0.17	0.017	0.012	2.4	0.00	0.02	0.63	3.19	11.2	7.3	4.0	4.9	74.5	51.7	20.8	56.1
Head (calc.)		100.0	1.37	0.21	0.27	43.9	0.00	0.04	2.73	5.13	100.0	100.0	100.0	100.0	100.0	100.0	100.0	100.0

Test No.:	F4	**Project No.**:	13589-001	**Operator**:	CC	**Date**:	May 3rd 2012
Purpose:	Rougher kinetics test - as F3, coarser grind						
Procedure:	As outlined below.						
		50244-001					
Feed:	2 kg of minus 10 mesh	Overall Comp	(location in a drum on a skid in the freezer)				
Primary Grind:	19 minutes / 2 kg @ 65% solids in laboratory ball mill (BM#1).					P80 =	195 µm

Conditions:

	Reagents added, grams per tonne							Time, minutes				
Stage	$Ca(OH)_2$	NaCN	$ZnSO_4$	3418A	$CuSO_4$	5100	MIBC	Grind	Cond.	Froth	pH	Ep (mV)
Grind (BM#1)	200	-	-	5	-	-	-	19			8.2	+80
CuPb Rougher												
CuPb Rougher 1	270	-	-	5	-	-	12.5		1	1	9.5	0
CuPb Rougher 2	-	-	-	2.5	-	-	5		1	1	9.2	+80
CuPb Rougher 3	-	-	-	2.5	-	-	5		1	2	9.0	+100
Zn Rougher												
Condition	1230	-	-	-	150	-	-		3		11.5	+20
Zn Rougher 1	130	-	-	-	-	10	10		1	2	11.5	+20
Zn Rougher 2	-	-	-	-	-	10	5		1	2	11.3	+20
Zn Rougher 3	-	-	-	-	-	5	5		1	2	11.2	+40
Total	1830	0	0	15	150	25	43					

* as required

Stage	Rougher
Flotation Cell # 8	1000g-D1
Speed: rpm	1800

Metallurgical Balance

Product	**Weight**		**Assays %, g/t**								**% Distribution**							
	g	**%**	**Zn**	**Pb**	**Cu**	**Ag**	**In**	**Sn**	**S**	**Fe**	**Zn**	**Pb**	**Cu**	**Ag**	**In**	**Sn**	**S**	**Fe**
CuPb Rougher 1	23.7	1.2	4.55	20.1	10.7	2439	0.008	0.80	20.1	15.6	4.0	73.8	50.4	65.5	3.4	23.1	8.7	4.0
CuPb Rougher 2	17.8	0.9	8.94	4.67	7.19	738	0.010	0.66	17.9	15.1	5.9	12.9	25.4	14.9	3.2	14.3	5.8	2.9
CuPb Rougher 3	15.9	0.8	10.4	1.77	3.22	356	0.011	0.33	15.0	13.0	6.2	4.4	10.2	6.4	3.1	6.4	4.3	2.2
Zn Rougher 1	66.3	3.3	23.0	0.21	0.35	46.9	0.019	<0.002	25.5	22.6	57.0	2.2	4.6	3.5	22.6	0.2	30.7	16.1
Zn Rougher 2	36.7	1.8	5.29	0.140	0.36	36.5	0.003	0.039	23.3	32.3	7.3	0.8	2.6	1.5	2.0	1.7	15.5	12.7
Zn Rougher 3	22.9	1.1	3.87	0.047	0.30	32.4	<0.002	0.043	16.9	23.0	3.3	0.2	1.4	0.8	0.8	1.2	7.0	5.7
Zn Rougher Tail	1811.7	90.8	0.24	0.021	0.015	3.6	<0.002	0.024	0.85	2.90	16.3	5.9	5.4	7.4	64.9	53.0	28.0	56.4
Head (calc.)	1995.0	100.0	1.34	0.32	0.25	44.3	0.003	0.041	2.76	4.67	100.0	100.0	100.0	100.0	100.0	100.0	100.0	100.0
(direct)			1.36	0.31	0.27			0.040	2.81	4.70								
Combined Products				Estimated value - Insufficien		Estimated value - I		Estimated value - Insufficient sample mass										
CuPb Rougher 1		1.2	4.55	20.1	10.7	2439.00	0.01	0.80	20.1	15.6	4.0	73.8	50.4	65.5	3.4	23.1	8.7	4.0
CuPb Rougher 1-2		2.1	6.43	13.5	9.19	1709.41	0.01	0.74	19.2	15.4	10.0	86.6	75.8	80.3	6.6	37.5	14.4	6.9
CuPb Rougher 1-3		2.9	7.53	10.2	7.54	1334.51	0.01	0.63	18.0	14.7	16.2	91.0	86.0	86.7	9.7	43.9	18.8	9.1
Zn Rougher Feed		97.1	1.16	0.030	0.036	6.05	0.00	0.024	2.31	4.37	83.8	9.0	14.0	13.3	90.3	56.1	81.2	90.9
Zn Rougher 1		3.3	23.0	0.210	0.35	46.90	0.02	0.002	25.5	22.6	57.0	2.2	4.6	3.5	22.6	0.2	30.7	16.1
Zn Rougher 1-2		5.2	16.7	0.185	0.35	43.19	0.01	0.015	24.7	26.1	64.3	3.0	7.2	5.0	24.5	1.9	46.2	28.8
Zn Rougher 1-3		6.3	14.4	0.160	0.34	41.23	0.01	0.020	23.3	25.5	67.6	3.1	8.6	5.9	25.4	3.1	53.3	34.5
Zn Rougher Tail		90.8	0.24	0.021	0.015	3.60	0.00	0.024	0.85	2.90	16.3	5.9	5.4	7.4	64.9	53.0	28.0	56.4
Head (calc.)		100.0	1.34	0.32	0.25	44.27	0.00	0.041	2.76	4.67	100.0	100.0	100.0	100.0	100.0	100.0	100.0	100.0

July 9, 2012 **Melis Project No. 547**

Silver Range Resources Ltd.
1016 510 West Hastings Street
VANCOUVER BC V6B 1L8

Attention: Bruce A. Youngman, Chairman

Dear Bruce:

Re: Silver Range Resources Ltd. - Keg Main Zone Ag/Zn/Pb/Cu Project Metallurgy
Melis Status Report No. 2 for the Period May 29, 2012 to July 9, 2012

SUMMARY

Melis Engineering Ltd. (Melis) is overseeing a flotation testwork program on Silver Range Resources Ltd. (Silver Range)'s Keg Main Zone silver/zinc/lead/copper project located near Faro, Yukon. The testwork, being completed at SGS Canada Inc. Lakefield Research (SGS Lakefield) in Lakefield Ontario, encompasses preparation and analyses of test composites, comminution testing, open cycle and lock cycle flotation tests, gravity recovery tests, concentrate analyses and tailings physical and chemical characterization.

This status report, Melis Status Report No.2, a follow-up to the May 28, 2012 Melis Status Report No. 1, provides results of the remaining comminution tests and additional flotation tests completed to date.

Additional flotation tests were completed to test varying flotation conditions, incorporating cleaner flotation of the copper/lead rougher concentrate, copper/lead separation testing and zinc cleaner flotation and to attempt tin flotation from zinc tails.

Requested indium re-assays with lower detection limits showed good agreement between the drill core calculated indium grade and the assay head grade.

Additional grinding test results confirmed that the Keg Zone mineralization is of medium hardness.

Results of the previously reported Test F3 have been corrected for lead assays and distribution, putting lead rougher recovery in line with the other three initial rougher flotation tests.

Based on the flotation tests completed to date target rougher recoveries to a bulk copper/lead rougher concentrate remain at close to 90% for copper, lead and silver. Subsequent copper/lead separation should yield high lead recovery to a separate lead concentrate but further testing will be required in an attempt to direct more copper to the copper concentrate. Actual net recoveries to copper and lead cleaner concentrates under conditions approaching steady state, which by nature will be less than the bulk rougher recoveries, will need to be determined in lock cycle tests.

The target zinc rougher recovery to a bulk zinc rougher concentrate is in the range of 80% to 90%. Again, actual net recoveries to a zinc cleaner concentrate under conditions approaching steady state will need to be determined in lock cycle tests.

Separate tin recovery by flotation of zinc rougher tails was unsuccessful.

Further testing on larger quantities of material will be required to provide a better mass balance for indium and silver as some of the test product quantities were insufficient to complete all the required analyses. Preliminary numbers suggest that about 40% to 75% of the indium could report to a zinc concentrate assaying close to 50% Zn and about 400 g In/t. A small amount of the indium, less than 10%, would report to the copper and lead concentrates. About 80% to 85% of the silver would be expected to report to the copper and lead concentrates, with possibly 5% to 10% expected to report to the zinc concentrate. Payable values will depend on the indium and silver grades in the final copper, lead and zinc concentrates which will need to be better quantified in lock cycle tests.

The following testwork is currently being, or will be, carried out:

- Repeat indium analysis of the test composites.
- QEMSCAN mineralogical examination of master composite.
- Lock cycle test on the master composite to determine recoveries and concentrate grades under conditions approaching steady state. One or two additional optimization tests need to be completed first to establish optimum flotation conditions for copper, lead and zinc recovery.
- Cleaner flotation tests and lock cycle tests on the six variability composites, Composites A to F.
- Detailed elemental analysis of final concentrate products.
- Tailings physical and chemical characterization.

TABLE OF CONTENTS

SUMMARY 1

INTRODUCTION 4

COMPOSITE INDIUM RE-ASSAYS 5

COMMINUTION TEST DATA 5

CORRECTION TO TEST F3 RESULTS 5

CLEANER FLOTATION TESTS ON MASTER COMPOSITE 7

- **Tests F5 to F7** 7
- **Test F8** 8
- **Test F9A** 9
- **Test F9B** 10
- **Test F10** 11

CONCLUSIONS 12

ON-GOING TESTWORK 13

APPENDICES

Appendix A: SGS Lakefield Test Data Sheets

INTRODUCTION

Melis Engineering Ltd. (Melis) is overseeing a flotation testwork program on Silver Range Resources Ltd. (Silver Range)'s Keg Main Zone silver/zinc/lead/copper project located near Faro, Yukon.

The testwork, being completed at SGS Canada Inc. Lakefield Research (SGS Lakefield) in Lakefield Ontario, encompasses preparation and analyses of test composites, comminution testing, open cycle and lock cycle flotation tests, gravity recovery tests, concentrate analyses and tailings physical and chemical characterization.

This status report, Melis Status Report No.2, a follow-up to the May 28, 2012 Melis Status Report No. 1, provides results of additional flotation tests completed to date.

COMPOSITE INDIUM RE-ASSAYS

As noted in Melis Status Report No. 1, indium re-assays with lower detection limits were requested for the test composites. The re-assays are compared to the drill core calculated grades in Table 1 below. There is good agreement between the drill core calculated indium grade and the assay head grade.

Table 1
Silver Range Resources Ltd. - Keg Main Zone Metallurgical Testwork
Test Composites – Indium Re-Assays

Composite	In, g/t	
	Drill Core Calculated	Assay Head Grade
Master	12.7	11.4
A	1.9	1.7
B	17.5	15.6
C	14.4	13.1
D	9.1	8.8
E	24.1	19.5
F	9.4	9.1

COMMINUTION TEST DATA

Each composite was submitted to a Bond Ball Mill Work Index test to identify the grinding characteristics of the Keg Main Zone mineralization. Results are summarized in Table 2 below. Except for Composite D which was slightly harder, all composites suggest that the Keg Main Zone mineralization is of medium hardness.

Table 2
Silver Range Resources Ltd. - Keg Main Zone Metallurgical Testwork
Test Composites-Ball Mill Bond Work Index (BWI) Measurements (kWh/t - Metric)

Measurement	Master Comp	Comp A	Comp B	Comp C	Comp D	Comp E	Comp F
BWI (kWh/tonne)	n/a	16.1	16.5	16.1	17.5	16.0	15.9

CORRECTION TO TEST F3 RESULTS

In the previously reported results for Test F3 (Melis Status Report No. 1), the lead calculated head was noted as being much lower than the lead assay head. This was attributed to incomplete dissolution of the lead in the AA method of analysis, hence all lead assays have been switched to the XRF method of analysis. Test results for Test F3 are updated in Table 3 below.

Table 3
Silver Range Resources Ltd. - Keg Main Zone Metallurgical Testwork
Summary of Rougher Kinetic Test Results-Test F3 Revised Lead Values

				Grade							Distribution (%)					
Test No.	K_{80} µm	Product	Time (min)	Mass %	Zn %	Pb %	Cu %	Ag g/t	In %	Sn %	Zn	Pb	Cu	Ag	In	Sn
F3	59	Cu/Pb Rougher 1	1	1.3	4.39	*19.8*	11.4	2334	0.008	0.78	4.2	*78.8*	55.6	69.8	2.9	24.5
		Cu/Pb Rougher 1-2	2	2.1	6.49	*14.6*	10.7	1822	0.008	0.82	9.7	*90.9*	82.0	85.3	4.7	40.4
		Cu/Pb Rougher 1-3	4	2.6	8.23	*11.9*	9.25	1515	0.009	0.74	15.6	*94.1*	89.6	89.9	6.6	46.2
		Zn Rougher Feed	-	97.4	1.19	*0.020*	0.029	4.54	0.003	0.02	84.4	*5.9*	10.4	10.1	93.4	53.8
		Zn Rougher 1	2	3.6	24.1	*0.140*	0.32	37.6	0.017	0.002	63.7	*1.5*	4.3	3.1	17.0	0.2
		Zn Rougher 1-2	4	5.9	16.4	*0.093*	0.27	33.6	0.011	0.01	71.0	*1.7*	5.9	4.5	18.3	1.3
		Zn Rougher 1-3	6	7.3	13.9	*0.082*	0.24	31.1	0.010	0.01	73.2	*1.8*	6.4	5.1	19.0	2.1
		Zn Rougher Tail	-	90.1	0.17	*0.015*	0.012	2.40	0.003	0.02	11.2	*4.1*	4.0	4.9	74.5	51.7
		Head (calc.)	-	-	1.37	*0.33*	0.27	43.9	0.0036	0.042	-	-	-	-	-	-

The previously reported graph (Melis Status Report No. 1) depicting lead recovery against rougher flotation time also requires updating as follows:

Figure 1
Silver Range Resources Ltd. - Keg Main Zone Metallurgical Testwork -Rougher Kinetic Tests
Lead Recovery versus Flotation Time – Revised Graph with Updated Test F3 Results
(from SGS Lakefield)

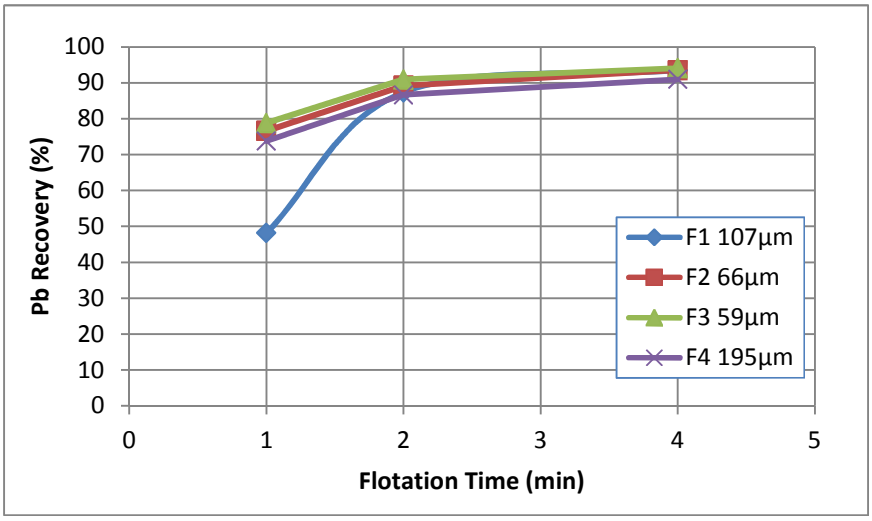

As can be seen from the above graph the results of Test F3 are in line with the other three rougher flotation tests, with high lead rougher recovery being achieved with a four minute float time.

CLEANER FLOTATION TESTS ON MASTER COMPOSITE

Tests F5 to F7

Three flotation tests, Tests F5 to F7, were completed to test varying flotation conditions and incorporating cleaner flotation of the copper/lead rougher concentrate.

Results are summarized in Table 4 below and SGS Lakefield test data sheets are enclosed in Appendix A. Indium results are not listed as they were based on a per cent analysis (note: tests subsequent to Test F8 were analyzed on a g In/t basis with a lower detection limit).

Table 4
Silver Range Resources Ltd. - Keg Main Zone Metallurgical Testwork
Cleaner Flotation Tests (F5 to F7)

Product	Weight %	%				g/t	% Distribution				
		Zn	Pb	Cu	Sn	Ag	Zn	Pb	Cu	Sn	Ag
Test No. F5-Master Composite (Calc. Head: 1.49% Zn, 0.33% Pb, 0.29% Cu, 0.043% Sn, 45.3 g Ag/t)											
CuPb 3rd Cln Con	1.0	5.23	20.00	20.9	1.50	2885	3.7	64.0	75.3	36.5	66.4
CuPb 2nd Cln Con	1.1	5.26	19.54	20.4	1.48	2819	3.9	65.4	76.9	37.6	67.9
CuPb 1st Cln Con	1.2	5.56	18.40	18.8	1.33	2560	4.6	69.8	80.0	38.3	69.8
CuPb Rougher Con	3.3	5.82	9.28	7.69	0.56	1193	12.8	93.4	87.1	42.8	86.3
Zn Rougher Feed	96.7	1.34	0.022	0.039	0.025	6.41	87.2	6.6	12.9	57.2	13.7
Zn Rougher Con	9.1	13.7	0.06	0.31	0.019	38.2	84.1	1.8	9.9	4.0	7.7
Zn Rougher Tail	87.6	0.053	0.018	0.010	0.026	3.10	3.1	4.8	3.0	53.2	6.0
Test No. F6-Master Composite (Calc. Head: 1.37% Zn, 0.32% Pb, 0.26% Cu, 0.043% Sn, 42.5 g Ag/t)											
CuPb 3rd Cln Con	1.1	6.46	23.00	18.9	1.39	2787	5.1	77.7	77.4	34.9	71.2
CuPb 2nd Cln Con	1.2	6.93	21.15	17.3	1.31	2617	6.3	82.4	81.8	37.7	77.0
CuPb 1st Cln Con	1.5	7.95	18.39	15.3	1.14	2276	8.7	85.3	85.9	39.4	79.8
CuPb Rougher Con	2.8	8.55	10.32	8.35	0.66	1306	17.6	90.8	89.1	42.8	86.9
Zn Rougher Feed	97.2	1.16	0.030	0.030	0.025	5.73	82.4	9.2	10.9	57.2	13.1
Zn Rougher Con	7.7	14.3	0.09	0.25	0.043	37.7	79.9	2.2	7.2	7.6	6.8
Zn Rougher Tail	89.5	0.037	0.025	0.011	0.024	3.00	2.4	7.0	3.7	49.7	6.3
Test No. F7-Master Composite (Calc. Head: 1.35% Zn, 0.31% Pb, 0.26% Cu, 0.039% Sn, 44.1 g Ag/t)											
CuPb 3rd Cln Con	1.0	4.27	21.90	18.0	1.27	2764	3.2	73.1	71.9	33.4	63.9
CuPb 2nd Cln Con	1.2	4.72	20.02	16.5	1.19	2593	4.1	77.3	76.2	36.3	69.4
CuPb 1st Cln Con	1.5	5.62	17.48	14.3	1.02	2180	6.1	84.1	82.4	38.5	72.7
CuPb Rougher Con	2.7	6.60	10.33	8.13	0.61	1299	13.3	92.1	86.8	43.0	80.3
Zn Rougher Feed	97.3	1.20	0.025	0.035	0.023	8.92	86.7	7.9	13.2	57.0	19.7
Zn Rougher Con	7.3	15.3	0.08	0.34	0.019	63.4	82.8	2.0	9.7	3.6	10.5
Zn Rougher Tail	90.0	0.06	0.020	0.010	0.023	4.50	3.9	5.9	3.5	53.4	9.2

Test F5 was carried out under the previous Test F3 (see Melis Status Report No. 1) but with increased copper sulphate addition in zinc rougher flotation (250 g/t instead of 150 g/t). Zinc rougher recovery increased from 73.2% to 84.1%, although the higher zinc recovery in Test F5 was partially due to the higher calculated head grade for this test (1.49% Zn versus 1.37% Zn). Lead/copper/silver recoveries to the CuPb rougher concentrate were high, 93.4% for lead, 87.1% for copper and 86.3% for silver, similar to those if Test F3, and just under half (42.8%) of the tin floated to the rougher concentrate. Three stages of cleaning increased the grade of the CuPb concentrate to 20.0% Pb, 20.9% Cu and 2,885 g Ag/t.

Test F6 was similar to Test F5 but with a coarser primary grind (~100 µm versus 62 µm), 10 g/t Aerophine 3418A collector addition to the CuPb rougher float instead of 15 g/t, and 50 g/t $ZnSO_4$ addition to the CuPb cleaner float. The (slightly) coarser primary grind and slightly lower collector addition did not affect lead/copper/silver recoveries to the CuPb rougher concentrate, or zinc recovery to the zinc rougher concentrate as they were similar to those of Test F5. Three stages of cleaning yielded a grade in the CuPb concentrate grade of 23.0% Pb, 18.9% Cu and 2,787 g Ag/t.

Test F7 evaluated the use of SIPX (sodium isopropyl xanthate) and Aero 208 collectors in place of Aerophine 3418A and Aero 5100. Again bulk recoveries to the CuPb rougher concentrate were similar for copper and lead but slightly lower for silver (80% versus 86%). Zinc rougher recovery was also similar. Grades in the CuPb cleaner concentrate were similar for lead and silver and slightly lower for copper.

Test F8

Test F8 was completed to test a longer float time in CuPb rougher flotation and to test pyrite removal and desliming ahead of tin flotation on zinc rougher tails using Aero 845 collector at low pH. Test results are summarized in Table 5, the test data sheet is enclosed in Appendix A.

Table 5
Silver Range Resources Ltd. - Keg Main Zone Metallurgical Testwork
Cleaner Flotation Test F8

Product	Weight %	%				g/t	% Distribution				
		Zn	Pb	Cu	Sn	Ag	Zn	Pb	Cu	Sn	Ag
Test No. F8-Master Composite (Calc. Head: 1.34% Zn, 0.33% Pb, 0.28% Cu, 0.045% Sn, 45.6 g Ag/t)											
CuPb 3rd Cln Con	1.3	7.71	23.2	18.1	1.31	2908	7.3	87.9	81.9	36.9	80.6
CuPb 2nd Cln Con	1.4	8.43	21.6	17.2	1.26	2783	8.7	89.7	85.3	39.1	84.6
CuPb 1st Cln Con	1.5	8.79	19.8	15.9	1.18	2569	10.0	90.5	86.8	40.3	85.9
CuPb Rougher Con	2.8	8.92	11.2	8.96	0.70	1475	18.4	92.9	88.7	43.1	89.4
Zn Rougher Feed	97.2	1.12	0.024	0.033	0.026	4.97	81.6	7.1	11.3	56.9	10.6
Zn Rougher Con	7.0	14.9	0.04	0.22	0.040	32.6	78.7	0.8	5.7	6.3	5.0
Py Rougher Feed	90.2	0.042	0.02	0.02	0.025	2.81	2.9	6.3	5.7	50.6	5.6
Py Rougher Con	2.5	0.36	0.09	0.11	0.039	22.7	0.7	0.7	1.0	2.2	1.3
Deslime Feed	87.7	0.033	0.02	0.015	0.025	2.24	2.2	5.6	4.7	48.4	4.3
Deslime Tails	19.2	0.059	0.021	0.030	0.023	1.49	0.8	1.2	2.1	9.9	0.6
Sn Float Feed	68.5	0.026	0.02	0.011	0.025	2.45	1.3	4.4	2.6	38.5	3.7
Sn Rougher Con	3.8	0.046	0.03	0.024	0.045	2.55	0.1	0.3	0.3	3.8	0.2
Sn Rougher Tails	64.7	0.03	0.021	0.010	0.024	2.44	1.2	4.1	2.3	34.7	3.5

The longer float time in CuPb rougher flotation did not significantly increase lead, copper or silver recovery. Attempts at floating tin from zinc rougher tails were unsuccessful as seen by the results in Table 5 above.

Test F9A

Test F9A was similar to Test F8 with the addition of copper/lead separation of the CuPb cleaner concentrate and the addition of Flotinor 1682 in tin flotation without removal of pyrite or desliming ahead of tin flotation. Results are summarized in Table 6 below and the test data sheet is enclosed in Appendix A. Indium assays are included as they were completed on a g/t basis (note four of the assays had to be estimated because of insufficient amounts of some test products, hence the indium mass balance may be suspect). Silver is not included in these results as six of the high grade products had insufficient material for assay.

Table 6
Silver Range Resources Ltd. - Keg Main Zone Metallurgical Testwork
Cleaner Flotation Test F9A

Product	Weight	%				g/t	% Distribution				
	%	Zn	Pb	Cu	Sn	In	Zn	Pb	Cu	Sn	In
Test No. F9A-Master Composite(Calc. Head:1.42% Zn, 0.31% Pb, 0.27% Cu, 0.043% Sn, 11.8 g In/t)											
CuPb 3rd Cln Con	1.1	7.11	23.1	18.1	1.30	119	5.7	84.3	78.0	34.6	4.5
CuPb 2nd Cln Con	1.3	8.63	21.0	16.8	1.25	112	8.1	88.7	84.2	38.4	5.2
CuPb 1st Cln Con	1.5	9.25	19.3	15.7	1.17	103	9.6	90.2	86.6	39.7	5.8
Pb Rougher Con	0.7	4.51	34.6	15.4	0.98	83.3	2.3	81.2	42.6	16.8	2.4
Cu Con	0.4	11.8	2.43	23.0	1.88	184	3.4	3.2	35.4	17.8	2.1
Zn Rougher Feed	98.5	1.30	0.031	0.036	0.026	10.5	90.4	9.8	13.4	60.3	94.2
Zn Rougher Con	7.3	17.0	0.091	0.28	0.049	134	87.5	2.1	7.6	8.3	43.3
Sn Float Feed	91.2	0.045	0.026	0.017	0.025	0.56	2.9	7.7	5.9	52.0	50.9
Sn Rougher Con	11.3	0.089	0.037	0.039	0.029	1.01	0.7	1.3	1.7	7.5	10.9
Sn Rougher Tails	79.9	0.039	0.025	0.014	0.024	0.50	2.2	6.4	4.2	44.5	40.0

The use of Flotinor 1682 for tin flotation did not improve tin recovery from zinc rougher tails. Copper/lead separation was successful in separating the lead from the copper but a disproportionate amount (42.6%) of copper ended up in the lead rougher concentrate. In this test a total of 43.3 % of the indium reported to the zinc rougher concentrate.

Test F9B

Test F9B was similar to Test F9A but without tin flotation and the addition of zinc cleaner flotation.

As per Test F9A, an indium balance is included (with estimated assays of some test products, so the mass balance may not be exact) but a silver balance is not included. Results are summarized in Table 7 below and the test data sheet is enclosed in Appendix A.

Table 7
Silver Range Resources Ltd. - Keg Main Zone Metallurgical Testwork
Cleaner Flotation Test F9B

Product	Weight	%				g/t	% Distribution				
	%	Zn	Pb	Cu	Sn	In	Zn	Pb	Cu	Sn	In
Test No. F9B-Master Composite(Calc. Head:1.34% Zn, 0.32% Pb, 0.26% Cu, 0.041% Sn, 12.0 g In/t)											
CuPb 3rd Cln Con	1.1	7.11	23.5	18.1	1.30	119	6.0	84.2	77.9	35.9	11.2
CuPb 2nd Cln Con	1.3	8.63	21.4	16.8	1.25	112	8.5	88.4	84.0	39.8	12.2
CuPb 1st Cln Con	1.5	9.25	19.6	15.7	1.17	103	10.1	89.9	86.4	41.2	12.4
Pb Rougher Con	0.7	4.51	35.3	15.4	0.98	83.3	2.5	81.1	42.5	17.4	5.1
Cu Con	0.4	11.8	2.43	23.0	1.88	184	3.6	3.1	35.3	18.5	6.2
Zn Rougher Feed	98.5	1.22	0.033	0.036	0.025	10.7	89.9	10.1	13.6	58.8	87.6
Zn Rougher Con	7.5	15.5	0.19	0.235	0.032	131	86.5	4.4	6.7	5.8	81.5
Zn 3rd Cln Con	2.2	47.6	0.44	0.42	0.060	399	78.7	3.1	3.5	3.2	73.2
Zn 2nd Cln Con	2.6	42.2	0.38	0.41	0.051	355	81.7	3.1	4.0	3.2	76.4
Zn 1st Cln Con	3.3	34.6	0.33	0.38	0.044	292	84.3	3.4	4.7	3.5	79.2
Zn Rougher Tails	91.1	0.051	0.020	0.020	0.024	0.80	3.5	5.7	6.9	53.1	6.1

Test F9B results were similar to Test F9A with good lead recovery to the lead rougher concentrate but accompanied with a disproportionate amount of copper (42.5%). In this test a high indium recovery was obtained in the zinc rougher concentrate, which was retained in the zinc cleaners with 73.2% of the indium reporting to the third zinc cleaner concentrate which assayed 47.6% Zn and 399 g In/t.

Test F10

Test F10 was a repeat of Test F9B but adding a small amount (25 g/t) of sodium cyanide in the CuPb concentrate regrind ahead of copper/lead separation and less collector in the zinc cleaner float. Results are summarized in Table 8 below and the test data sheet is enclosed in Appendix A. Silver and indium assays are pending.

Table 8
Silver Range Resources Ltd. - Keg Main Zone Metallurgical Testwork
Cleaner Flotation Test F9B

Product	Weight	%				g/t	% Distribution				
	%	Zn	Pb	Cu	Sn	In	Zn	Pb	Cu	Sn	In
Test No. F10-Master Composite(Calc. Head:1.37% Zn, 0.32% Pb, 0.27% Cu, 0.039% Sn, g In/t)											
CuPb 3rd Cln Con	0.9	2.11	30.2	19.3	1.19		18.5	1.5	88.0	29.2	
CuPb 2nd Cln Con	1.0	2.59	28.8	18.6	1.17		18.4	1.9	88.9	30.4	
CuPb 1st Cln Con	1.2	3.57	24.9	16.5	1.07		17.7	3.1	90.1	32.5	
Pb Rougher Con	0.5	1.42	51.6	10.7	0.64		0.6	86.9	22.0	9.0	
Cu Con	0.4	3.1	0.9	31.1	1.96		0.9	1.1	46.8	20.2	
Zn Rougher Feed	98.8	1.34	0.033	0.073	0.026		96.9	9.9	27.0	67.5	
Zn Rougher Con	9.2	14.1	0.18	0.605	0.050		94.6	5.0	20.9	11.9	
Zn 3rd Cln Con	4.1	30.7	0.38	1.08	0.060		92.3	4.8	16.7	6.4	
Zn 2nd Cln Con	4.7	27.1	0.33	1.00	0.058		93.0	4.8	17.6	7.0	
Zn 1st Cln Con	5.6	23.0	0.28	0.90	0.056		93.7	4.9	18.9	8.1	
Zn Rougher Tails	89.6	0.036	0.018	0.018	0.024		2.4	5.0	6.1	55.7	

Test F10, with cyanide added in the regrind, resulted in better rejection of zinc and pyrite from the CuPb concentrate, improving lead recovery to the lead concentrate and increasing copper recovery to the copper concentrate. A lead cleaner on the lead rougher concentrate would transfer some of the copper in the lead rougher concentrate to the copper concentrate. Zinc recovery to the zinc third cleaner concentrate was high but the grade of zinc (30.7% Zn) was low, possibly due to low collector addition and a slightly coarse regrind (23 µm instead of 16 µm in Test F9B) of the feed to zinc cleaning.

An additional open cycle batch test will be done to test a finer regrind of the copper/lead separation feed (to possibly improve deportment of copper), to try a finer regrind of the zinc cleaner feed and a fourth cleaning stage (to improve the zinc grade in the final cleaner), to try a lower cyanide addition in copper/lead separation (to possibly improve the amount of copper reporting to the copper concentrate), to add slightly more collector in the zinc cleaners, and to add a cleaner stage on lead rougher concentrate.

CONCLUSIONS

Based on the completed additional flotation tests, target rougher recoveries to a bulk copper/lead rougher concentrate remain at close to 90% for copper, lead and silver. High lead recovery to a separate lead concentrate should be achievable but further testing will be required to direct more copper to the copper concentrate. Actual net recoveries under

conditions approaching steady state, which will be less than the bulk rougher recoveries, will need to be determined in lock cycle tests.

The target zinc rougher recovery to a bulk zinc rougher concentrate is in the range of 80% to 90%. Again, actual net recoveries under conditions approaching steady state will need to be determined in lock cycle tests.

Separate tin recovery by flotation of zinc rougher tails was unsuccessful.

Further testing on larger quantities of material will be required to provide a better mass balance for indium and silver as some of the test product quantities were insufficient to complete all the required analyses. Preliminary numbers suggest that about 40% to 75% of the indium could report to a zinc concentrate assaying close to 50% Zn and about 400 g In/t. A small amount of the indium, less than 10%, would report to the copper and lead concentrates. About 80% to 85% of the silver would be expected to report to the copper and lead concentrates, with possibly 5% to 10% expected to report to the zinc concentrate. Payable values will depend on the indium and silver grades in the final copper, lead and zinc concentrates which will need to be better quantified in lock cycle tests.

ON-GOING TESTWORK

The following on-going testwork is planned:

- QEMSCAN mineralogical examination of master composite.
- Lock cycle test on the master composite to determine recoveries and concentrate grades under conditions approaching steady state. One or two more batch tests will need to be done first to optimize flotation conditions for copper, lead and zinc recovery as discussed above. The lock cycle test will include:
    - Copper/lead rougher and cleaner flotation
    - Lead rougher flotation from the copper/lead concentrate with one cleaning stage to produce a separate lead concentrate and a separate copper concentrate
    - Zinc rougher and cleaner flotation to produce a separate zinc concentrate.
- Cleaner flotation tests and lock cycle tests on the six variability composites, Composites A to F.
- Detailed elemental analysis of final concentrate products.
- Tailings physical and chemical characterization including:

- Specific gravity and particle size distribution.
- Acid Base Accounting (ABA) and Net Acid Generation Potential (NAG).
- Detailed ICP-OES/MS analysis of tailings solids and liquid.
- Tailings aging tests with analysis of tailings supernatant at 3, 7, 14, 28 and 56 days.
- Toxicity LC50 testing (rainbow trout and daphnia magna).
- Tailings settling tests and rheology measurements.

Yours truly;
MELIS ENGINEERING LTD.

Bruce C. Fielder, P.Eng.
Principal Process Engineer

Lawrence A. Melis, P.Eng.
President

APPENDIX A

SILVER RANGE KEG MAIN ZONE METALLURGICAL TESTWORK

SGS-LAKEFIELD TEST DATA SHEETS

Test No.: F3 **Project No.**: 13589-001 **Operator**: CC **Date**: May 3rd 2012

Purpose: Rougher kinetics test - as F2 no $ZnSO_4$, increase collector in Zn circuit

Procedure: As outlined below.

Feed: 2 kg of minus 10 mesh 50244-001 Overall Comp (location in a drum on a skid in the freezer)

Primary Grind: 45 minutes / 2 kg @ 65% solids in laboratory ball mill (BM#1). P80 = 59 µm

Conditions:

	Reagents added, grams per tonne							Time, minutes				
Stage	$Ca(OH)_2$	NaCN	$ZnSO_4$	3418A	$CuSO_4$	5100	MIBC	Grind	Cond.	Froth	pH	Ep (mV)
Grind (BM#1)	200	-	-	5	-	-	-	45			8.2	-60
CuPb Rougher												
CuPb Rougher 1	325	-	-	5	-	-	12.5		1	1	9.5	+20
CuPb Rougher 2	-	-	-	2.5	-	-	5		1	1	9.2	+100
CuPb Rougher 3	-	-	-	2.5	-	-	5		1	2	9.0	+100
Zn Rougher												
Condition	1500	-	-	-	150	-	-		3		11.5	+20
Zn Rougher 1	130	-	-	-	-	10	10		1	2	11.5	+20
Zn Rougher 2	-	-	-	-	-	10	5		1	2	11.2	+20
Zn Rougher 3	-	-	-	-	-	5	5		1	2	11.2	+40
Total	2155	0	0	15	150	25	43					

* as required

Stage	Rougher
Flotation Cell # 8	1000g-D1
Speed: rpm	1800

Metallurgical Balance

Product	**Weight**		**Assays %, g/t**								**% Distribution**							
	g	**%**	**Zn**	**Pb**	**Cu**	**Ag**	**In**	**Sn**	**S**	**Fe**	**Zn**	**Pb**	**Cu**	**Ag**	**In**	**Sn**	**S**	**Fe**
CuPb Rougher 1	26.4	1.3	4.39	19.8	11.4	2334	0.008	0.780	20.4	16.3	4.2	78.8	55.6	69.8	2.9	24.5	9.8	4.2
CuPb Rougher 2	14.9	0.7	10.2	5.40	9.59	916	0.009	0.900	22.1	18.7	5.5	12.1	26.4	15.5	1.8	15.9	6.0	2.7
CuPb Rougher 3	11.1	0.6	14.7	1.89	3.69	371	0.012	0.440	20.4	18.2	5.9	3.2	7.6	4.7	1.8	5.8	4.1	2.0
Zn Rougher 1	73.0	3.6	24.1	0.14	0.32	37.6	0.017	<0.002	26.4	23.4	63.7	1.5	4.3	3.1	17.0	0.2	35.1	16.6
Zn Rougher 2	46.4	2.3	4.30	0.019	0.18	27.3	<0.002	0.020	22.2	31.9	7.2	0.1	1.5	1.4	1.3	1.1	18.8	14.4
Zn Rougher 3	26.4	1.3	2.37	0.034	0.11	19.7	0.002	0.025	11.1	16.1	2.3	0.1	0.5	0.6	0.7	0.8	5.3	4.1
Zn Rougher Tail	1812.2	90.1	0.17	0.015	0.012	2.4	0.003	0.024	0.63	3.19	11.2	4.1	4.0	4.9	74.5	51.7	20.8	56.1
Head (calc.)	2010.4	100.0	1.37	0.33	0.27	43.9	0.0	.0	2.73	5.13	100.0	100.0	100.0	100.0	100.0	100.0	100.0	100.0
(direct)			1.36	0.31	0.27	41.6	<0.002	0.040	2.81	4.70								
Combined Products				Estimated value - Insufficient sample mass														
CuPb Rougher 1		1.3	4.39	19.8	11.4	2334	0.01	0.78	20.4	16.3	4.2	78.8	55.6	69.8	2.9	24.5	9.8	4.2
CuPb Rougher 1-2		2.1	6.49	14.60	10.7	1822	0.01	0.82	21.0	17.2	9.7	90.9	82.0	85.3	4.7	40.4	15.8	6.9
CuPb Rougher 1-3		2.6	8.23	11.91	9.25	1515	0.01	0.74	20.9	17.4	15.6	94.1	89.6	89.9	6.6	46.2	19.9	8.8
Zn Rougher Feed		97.4	1.19	0.020	0.029	4.5	0.00	0.02	2.24	4.80	84.4	5.9	10.4	10.1	93.4	53.8	80.1	91.2
Zn Rougher 1		3.6	24.1	0.140	0.32	37.6	0.02	0.00	26.4	23.4	63.7	1.5	4.3	3.1	17.0	0.2	35.1	16.6
Zn Rougher 1-2		5.9	16.4	0.093	0.27	33.6	0.01	0.01	24.8	26.7	71.0	1.7	5.9	4.5	18.3	1.3	53.9	30.9
Zn Rougher 1-3		7.3	13.9	0.082	0.24	31.1	0.01	0.01	22.3	24.8	73.2	1.8	6.4	5.1	19.0	2.1	59.2	35.1
Zn Rougher Tail		90.1	0.17	0.015	0.012	2.4	0.00	0.02	0.63	3.19	11.2	4.1	4.0	4.9	74.5	51.7	20.8	56.1
Head (calc.)		100.0	1.37	0.33	0.27	43.9	0.00	0.04	2.73	5.13	100.0	100.0	100.0	100.0	100.0	100.0	100.0	100.0

Test No.:	F5	**Project No.**:	13589-001	**Operator**:	CC	**Date**:	May 15th 2012

Purpose: CuPb Cleaner with Zn Rougher Kinetics - Roughers as F3, except increase CuSO4

Procedure: As outlined below.

Feed: 2 kg of minus 10 mesh — 50244-001 Overall Comp (location in a drum on a skid in the freezer)

Primary Grind: 45 minutes / 2 kg @ 65% solids in laboratory ball mill (BM#1). P80 = 62 µm

CuPb Regrind 10 minutes / CuPb Ro Conc 1-3 @ 65% solids in laboratory pebble mill. P80 = 13 µm

Conditions:

	Reagents added, grams per tonne							Time, minutes				
Stage	$Ca(OH)_2$	NaCN	$ZnSO_4$	3418A	$CuSO_4$	5100	MIBC	Grind	Cond.	Froth	pH	Ep (mV)
Grind (BM#1)	200	-	-	12.5	-	-	-	45			8.2	-100
CuPb Rougher												
CuPb Rougher 1	235	-	-	-	-	-	12.5		1	1	9.5	+100
CuPb Rougher 2	-	-	-	2.5	-	-	5		1	1	9.2	+120
CuPb Rougher 3	-	-	-	2.5	-	-	5		1	2	9.0	+140
CuPb Cleaner												
Regrind	150	-	25	5	-	-	-	10			9.8	+140
CuPb 1st Cleaner	15	-	-	-	-	-	5		1	3	10.5	+120
CuPb 2nd Cleaner	35	-	-	2.5	-	-	5		1	2.5	10.5	+100
CuPb 3rd Cleaner	25	-	-	2.5	-	-	5		1	2	10.5	+80
Zn Rougher												
Condition	1500	-	-	-	250	-	-		3		11.5	+50
Zn Rougher 1	-	-	-	-	-	10	10		1	2	11.5	+20
Zn Rougher 2	-	-	-	-	-	10	5		1	2	11.4	+50
Zn Rougher 3	-	-	-	-	-	5	5		1	2	11.2	+60
Total	2160	0	25	28	250	25	58					

* as required

Stage	Rougher	CuPb 1st Cl	CuPb 2nd-3rd Cl
Flotation Cell # 8	1000g-D1	500g-D1	250g-D1
Speed: rpm	1800	1500	1200

Metallurgical Balance

Product	**Weight**		**Assays %, g/t**								**% Distribution**							
	g	**%**	**Zn**	**Pb**	**Cu**	**Ag**	**In**	**Sn**	**S**	**Fe**	**Zn**	**Pb**	**Cu**	**Ag**	**In**	**Sn**	**S**	**Fe**
CuPb 3rd Cl Conc	19.5	1.0	5.23	20.0	20.9	2885	0.009	1.50	25.7	19.8	3.7	64.0	75.3	66.4	3.6	36.5	9.1	4.0
CuPb 3rd Cl Tail	0.9	0.0	6.00	9.50	10.0	1400	0.003	1.00	25.0	18.5	0.2	1.4	1.7	1.5	0.1	1.1	0.4	0.2
CuPb 2nd Cl Tail	2.7	0.1	7.82	9.81	6.16	600	0.002	0.20	22.0	17.9	0.8	4.3	3.1	1.9	0.1	0.7	1.1	0.5
CuPb 1st Cl Tail	38.2	2.0	5.97	3.76	1.00	367	<0.002	0.095	12.9	15.0	8.2	23.6	7.1	16.5	1.6	4.5	9.0	5.9
Zn Rougher 1	86.1	4.6	23.8	0.06	0.43	44.3	0.014	<0.002	23.1	19.5	73.5	0.8	6.8	4.5	24.5	0.2	36.1	17.4
Zn Rougher 2	48.6	2.6	4.33	0.07	0.23	35.7	<0.002	0.041	20.9	30.2	7.5	0.6	2.1	2.0	2.0	2.5	18.5	15.2
Zn Rougher 3	36.0	1.9	2.36	0.08	0.15	27.0	<0.002	0.029	13.1	19.8	3.0	0.4	1.0	1.1	1.5	1.3	8.6	7.4
Zn Rougher Tail	1639.4	87.6	0.053	0.018	0.010	3.1	<0.002	0.026	0.58	2.91	3.1	4.8	3.0	6.0	66.7	53.2	17.3	49.4
Head (calc.)	1871.4	100.0	1.49	0.33	0.29	45.3	0.003	0.043	2.94	5.16	100.0	100.0	100.0	100.0	100.0	100.0	100.0	100.0
(direct)			1.36	0.31	0.27	41.6	<0.002	0.040	2.81	4.70								
Combined Products			Estimated value - Insufficient sample mass															
CuPb 3rd Cl Conc		1.0	5.23	20.00	20.9	2885	0.009	1.50	25.7	19.8	3.7	64.0	75.3	66.4	3.6	36.5	9.1	4.0
CuPb 2nd Cl Conc		1.1	5.26	19.54	20.4	2819	0.009	1.48	25.7	19.7	3.9	65.4	76.9	67.9	3.6	37.6	9.5	4.2
CuPb 1st Cl Conc		1.2	5.56	18.40	18.8	2560	0.008	1.33	25.2	19.5	4.6	69.8	80.0	69.8	3.7	38.3	10.6	4.7
CuPb Rougher Conc		3.3	5.82	9.28	7.69	1193	0.004	0.56	17.6	16.7	12.8	93.4	87.1	86.3	5.3	42.8	19.6	10.6
Zn Rougher Feed		96.7	1.34	0.022	0.039	6.41	0.003	0.025	2.45	4.77	87.2	6.6	12.9	13.7	94.7	57.2	80.4	89.4
Zn Rougher 1		4.6	23.8	0.06	0.43	44.30	0.014	0.002	23.1	19.5	73.5	0.8	6.8	4.5	24.5	0.2	36.1	17.4
Zn Rougher 1-2		7.2	16.8	0.06	0.36	41.20	0.010	0.016	22.3	23.4	81.0	1.4	8.9	6.5	26.5	2.7	54.6	32.6
Zn Rougher 1-3		9.1	13.7	0.06	0.31	38.20	0.008	0.019	20.4	22.6	84.1	1.8	9.9	7.7	28.0	4.0	63.2	40.0
Zn Rougher Tail		87.6	0.053	0.018	0.010	3.10	0.002	0.026	0.58	2.91	3.1	4.8	3.0	6.0	66.7	53.2	17.3	49.4
Head (calc.)		100.0	1.49	0.33	0.29	45.3	0.003	0.043	2.94	5.16	100.0	100.0	100.0	100.0	100.0	100.0	100.0	100.0

Test No.:	F6	**Project No.:**	13589-001	**Operator:**	CC	**Date:**	May 24th 2012

Purpose: CuPb Cleaner with Zn Rougher Kinetics - As F5, 100 µm primary grind

Procedure: As outlined below.

Feed: 2 kg of minus 10 mesh — 50244-001 Overall Comp (location in a drum on a skid in the freezer)

Primary Grind: 30 minutes / 2 kg @ 65% solids in laboratory ball mill (BM#1). P80 = µm

CuPb Regrind 10 minutes / CuPb Ro Conc 1-3 @ 65% solids in laboratory Small pebble mill. P80 = 18 µm

Conditions:

	Reagents added, grams per tonne							Time, minutes				
Stage	$Ca(OH)_2$	NaCN	$ZnSO_4$	3418A	$CuSO_4$	5100	MIBC	Grind	Cond.	Froth	pH	Ep (mV)
Grind (BM#1)	200	-	-	-	-	-	-	30			8.2	+40
CuPb Rougher												
Aeration	-	-	-	-	-	-	-		5		8.2	+100
CuPb Rougher 1	270	-	-	5	-	-	12.5		1	1	9.5	+80
CuPb Rougher 2	-	-	-	2.5	-	-	5		1	1	9.1	+100
CuPb Rougher 3	-	-	-	2.5	-	-	5		1	2	9.0	+100
CuPb Cleaner												
Regrind (Small PM)	150	-	50	5	-	-	-	10			11.0	+40
CuPb 1st Cleaner	-	-	-	-	-	-	5		1	3	11.0	+40
CuPb 2nd Cleaner	20	-	-	2.5	-	-	10		1	2.5	10.0	+80
CuPb 3rd Cleaner	35	-	-	2.5	-	-	5		1	2	10.0	+100
Zn Rougher												
Condition	1500	-	-	-	250	-	-		3		11.5	0
Zn Rougher 1	-	-	-	-	-	10	10		1	2	11.5	0
Zn Rougher 2	-	-	-	-	-	10	5		1	2	11.2	+20
Zn Rougher 3	-	-	-	-	-	5	5		1	4	11.2	+20
Total	2175	0	50	20	250	25	63					

* as required

Stage	Rougher	CuPb 1st Cl	CuPb 2nd-3rd Cl
Flotation Cell # 8	1000g-D1	250g-D1	250g-D1
Speed: rpm	1800	1200	1200

Metallurgical Balance

Product	**Weight**		**Assays %, g/t**								**% Distribution**							
	g	**%**	**Zn**	**Pb**	**Cu**	**Ag**	**In**	**Sn**	**S**	**Fe**	**Zn**	**Pb**	**Cu**	**Ag**	**In**	**Sn**	**S**	**Fe**
CuPb 3rd Cl Conc	21.7	1.1	6.46	23.0	18.9	2787	0.010	1.39	25.9	18.9	5.1	77.7	77.4	71.2	4.0	34.9	10.2	4.1
CuPb 3rd Cl Tail	3.3	0.2	10.0	9.00	7.00	1500	0.005	0.75	23.0	18.0	1.2	4.6	4.4	5.8	0.3	2.9	1.4	0.6
CuPb 2nd Cl Tail	4.8	0.2	13.3	4.00	4.55	500	0.005	0.30	20.0	17.0	2.3	3.0	4.1	2.8	0.4	1.7	1.7	0.8
CuPb 1st Cl Tail	26.7	1.3	9.22	1.31	0.63	224	0.004	0.110	14.7	15.8	9.0	5.4	3.2	7.0	2.0	3.4	7.1	4.2
Zn Rougher 1	80.1	4.0	25.4	0.07	0.28	40.2	0.016	<0.05	30.0	28.4	74.3	0.9	4.2	3.8	23.8	4.6	43.5	22.9
Zn Rougher 2	35.6	1.8	3.30	0.11	0.23	37.4	<0.002	0.032	23.5	33.1	4.3	0.6	1.5	1.6	1.3	1.3	15.2	11.9
Zn Rougher 3	37.6	1.9	0.97	0.13	0.20	32.6	<0.002	0.037	13.5	18.3	1.3	0.8	1.4	1.4	1.4	1.6	9.2	6.9
Zn Rougher Tail	1791.2	89.5	0.037	0.025	0.011	3.00	<0.002	0.024	0.36	2.69	2.4	7.0	3.7	6.3	66.7	49.7	11.7	48.5
Head (calc.)	2001.0	100.0	1.37	0.32	0.26	42.5	0.003	0.043	2.76	4.96	100.0	100.0	100.0	100.0	100.0	100.0	100.0	100.0
(direct)			1.36	0.31	0.27	41.6	<0.002	0.040	2.81	4.70								
Combined Products			Estimated value - Insufficient sample mass															
CuPb 3rd Cl Conc		1.1	6.46	23.00	18.9	2787	0.010	1.39	25.9	18.9	5.1	77.7	77.4	71.2	4.0	34.9	10.2	4.1
CuPb 2nd Cl Conc		1.2	6.93	21.15	17.3	2617	0.009	1.31	25.5	18.8	6.3	82.4	81.8	77.0	4.3	37.7	11.6	4.7
CuPb 1st Cl Conc		1.5	7.95	18.39	15.3	2276	0.009	1.14	24.6	18.5	8.7	85.3	85.9	79.8	4.8	39.4	13.3	5.5
CuPb Rougher Conc		2.8	8.55	10.32	8.35	1306	0.006	0.66	19.9	17.2	17.6	90.8	89.1	86.9	6.8	42.8	20.4	9.8
Zn Rougher Feed		97.2	1.16	0.030	0.030	5.73	0.003	0.025	2.26	4.61	82.4	9.2	10.9	13.1	93.2	57.2	79.6	90.2
Zn Rougher 1		4.0	25.4	0.07	0.28	40.20	0.016	0.050	30.0	28.4	74.3	0.9	4.2	3.8	23.8	4.6	43.5	22.9
Zn Rougher 1-2		5.8	18.6	0.08	0.26	39.34	0.012	0.044	28.0	29.8	78.6	1.5	5.8	5.4	25.2	5.9	58.7	34.8
Zn Rougher 1-3		7.7	14.3	0.09	0.25	37.69	0.009	0.043	24.4	27.0	79.9	2.2	7.2	6.8	26.6	7.6	67.9	41.7
Zn Rougher Tail		89.5	0.037	0.025	0.011	3.00	0.002	0.024	0.36	2.69	2.4	7.0	3.7	6.3	66.7	49.7	11.7	48.5
Head (calc.)		100.0	1.37	0.32	0.26	42.46	0.003	0.043	2.76	4.96	100.0	100.0	100.0	100.0	100.0	100.0	100.0	100.0

Test No.:	F7			**Project No.**:	13589-001			**Operator**:	CC			**Date**:	May 28th 2012						
Purpose:	CuPb Cleaner with Zn Rougher Kinetics - As F6, SIPX (and 208) instead of 3418A and 5100																		
Procedure:	As outlined below.																		
				50244-001															
Feed:	2 kg of minus 10 mesh			Overall Comp		(location in a drum on a skid in the freezer)													
Primary Grind:	30	minutes / 2 kg @ 65% solids in laboratory ball mill (BM#1).										P80 =	98	µm					
CuPb Regrind	10	minutes / CuPb Ro Conc 1-3 @ 65% solids in laboratory Small pebble mill.										P80 =	19	µm					

Conditions:

	Reagents added, grams per tonne							Time, minutes				
Stage	$Ca(OH)_2$	NaCN	$ZnSO_4$	SIPX	$CuSO_4$	AERO 208	MIBC	Grind	Cond.	Froth	pH	Ep (mV)
Grind (BM#1)	200	-	-	-	-	-	-	30			8.2	+80
CuPb Rougher												
Aeration	-	-	-	-	-	-	-		5		8.2	+100
CuPb Rougher 1	270	-	-	5	-	5	12.5		1	1	9.5	+80
CuPb Rougher 2	-	-	-	2.5	-	-	5		1	1	9.1	+100
CuPb Rougher 3	-	-	-	2.5	-	-	5		1	2	9.0	+100
CuPb Cleaner												
Regrind (Small PM)	50	-	50	5	-	-	-	10			8.6	+120
CuPb 1st Cleaner	30	-	-	-	-	-	5		1	3	10.0	+70
CuPb 2nd Cleaner	30	-	-	2.5	-	-	10		1	2.5	10.0	+80
CuPb 3rd Cleaner	35	-	-	2.5	-	-	12.5		1	2	10.0	+100
Zn Rougher												
Condition	1500	-	-	-	250	-	-		3		11.5	+20
Zn Rougher 1	-	-	-	10	-	-	10		1	2	11.5	+20
Zn Rougher 2	-	-	-	10	-	-	5		1	2	11.2	+30
Zn Rougher 3	-	-	-	10	-	-	5		1	4	11.0	+40
Total	2115	0	50	50	250	5	70					

* as required

Stage	Rougher	CuPb 1st Cl	CuPb 2nd-3rd Cl
Flotation Cell # 8	1000g-D1	250g-D1	250g-D1
Speed: rpm	1800	1200	1200

Metallurgical Balance

Product	**Weight**		**Assays %, g/t**								**% Distribution**							
	g	**%**	**Zn**	**Pb**	**Cu**	**Ag**	**In**	**Sn**	**S**	**Fe**	**Zn**	**Pb**	**Cu**	**Ag**	**In**	**Sn**	**S**	**Fe**
CuPb 3rd Cl Conc	20.4	1.0	4.27	21.9	18.0	2764	0.008	1.27	28.4	21.0	3.2	73.1	71.9	63.9	2.9	33.4	10.5	4.4
CuPb 3rd Cl Tail	3.2	0.2	7.59	8.01	6.81	1500	0.007	0.70	23.0	20.0	0.9	4.2	4.3	5.4	0.4	2.9	1.3	0.7
CuPb 2nd Cl Tail	5.8	0.3	9.28	7.14	5.45	500	0.005	0.30	20.0	20.0	2.0	6.8	6.2	3.3	0.5	2.2	2.1	1.2
CuPb 1st Cl Tail	25.1	1.3	7.75	1.96	0.90	268	0.005	0.14	19.7	19.0	7.2	8.0	4.4	7.6	2.2	4.5	9.0	4.9
Zn Rougher 1	72.8	3.6	26.8	0.01	0.36	60.2	0.020	<0.002	29.2	23.6	72.1	0.2	5.1	5.0	25.9	0.2	38.5	17.8
Zn Rougher 2	39.7	2.0	4.51	0.14	0.28	54.1	0.003	0.028	29.6	41.3	6.6	0.9	2.2	2.4	2.1	1.4	21.3	17.0
Zn Rougher 3	33.5	1.7	3.26	0.17	0.36	81.4	0.003	0.046	16.3	20.0	4.0	0.9	2.4	3.1	1.8	2.0	9.9	6.9
Zn Rougher Tail	1800.7	90.0	0.059	0.020	0.010	4.50	<0.002	0.023	0.23	2.52	3.9	5.9	3.5	9.2	64.1	53.4	7.5	47.0
Head (calc.)	2001.2	100.0	1.35	0.31	0.26	44.1	0.003	0.039	2.76	4.82	100.0	100.0	100.0	100.0	100.0	100.0	100.0	100.0
(direct)			1.36	0.31	0.27	41.6	<0.002	0.040	2.81	4.70								
Combined Products				Estimated value - Insufficient sample mass														
CuPb 3rd Cl Conc		1.0	4.27	21.90	18.0	2764	0.008	1.27	28.4	21.0	3.2	73.1	71.9	63.9	2.9	33.4	10.5	4.4
CuPb 2nd Cl Conc		1.2	4.72	20.02	16.5	2593	0.008	1.19	27.7	20.9	4.1	77.3	76.2	69.4	3.3	36.3	11.8	5.1
CuPb 1st Cl Conc		1.5	5.62	17.48	14.3	2180	0.007	1.02	26.2	20.7	6.1	84.1	82.4	72.7	3.8	38.5	13.9	6.3
CuPb Rougher Conc		2.7	6.60	10.33	8.13	1299	0.006	0.61	23.2	19.9	13.3	92.1	86.8	80.3	6.1	43.0	22.9	11.2
Zn Rougher Feed		97.3	1.20	0.025	0.035	8.92	0.003	0.023	2.19	4.40	86.7	7.9	13.2	19.7	93.9	57.0	77.1	88.8
Zn Rougher 1		3.6	26.8	0.01	0.36	60.2	0.020	0.002	29.2	23.6	72.1	0.2	5.1	5.0	25.9	0.2	38.5	17.8
Zn Rougher 1-2		5.6	18.9	0.06	0.33	58.0	0.014	0.011	29.3	29.8	78.7	1.1	7.3	7.4	28.0	1.6	59.7	34.8
Zn Rougher 1-3		7.3	15.3	0.08	0.34	63.4	0.011	0.019	26.3	27.6	82.8	2.0	9.7	10.5	29.8	3.6	69.6	41.7
Zn Rougher Tail		90.0	0.06	0.020	0.010	4.50	0.002	0.023	0.23	2.52	3.9	5.9	3.5	9.2	64.1	53.4	7.5	47.0
Head (calc.)		100.0	1.35	0.31	0.26	44.1	0.003	0.039	2.76	4.82	100.0	100.0	100.0	100.0	100.0	100.0	100.0	100.0

Test No.:	F8		**Project No.**:	13589-001		**Operator**:	CC/TM		**Date**:	May 29th 2012		
Purpose:	CuPb Cleaner with Zn Rougher Kinetics - As F6, longer CuPb retention times, pyrite and tin flotation											
Procedure:	As outlined below.											
			50244-001									
Feed:	2 x 2 kg of minus 10 mesh		Overall Comp	(location in a drum on a skid in the freezer)								
Primary Grind:	30	minutes / 2 kg @ 65% solids in laboratory ball mill (BM#1).							P80 =	117	µm	
CuPb Regrind	10	minutes / 2 x CuPb Ro Conc 1-3 @ 65% solids in laboratory pebble mill.							P80 =	16.5	µm	

Conditions:

	Reagents added, grams per tonne							Time, minutes				
Stage	$Ca(OH)_2$	$ZnSO_4$	3418A	$CuSO_4$	5100	PAX	MIBC	Grind	Cond.	Froth	pH	Ep (mV)
Grind (BM#1)	200	-	-	-	-	-	-	30			8.2	+20
CuPb Rougher (Based on 2kg of feed)												
Aeration	-	-	-	-	-	-	-		5		8.2	+60
CuPb Rougher 1	270	-	5	-	-	-	12.5		1	1	9.5	+60
CuPb Rougher 2	-	-	2.5	-	-	-	5		1	2	9.2	+100
CuPb Rougher 3	-	-	2.5	-	-	-	5		1	3	9.0	+100
CuPb Cleaner (combine 2 x CuPb Rougher concentrates)												
Regrind (PM)	100	50	5	-	-	-	-	10			10.2	+30
CuPb 1st Cleaner	-	-	-	-	-	-	5		1	4	10.2	+30
CuPb 2nd Cleaner	12.5	-	2.5	-	-	-	5		1	3	10.0	+40
CuPb 3rd Cleaner	17.5	-	2.5	-	-	-	5		1	2	10.0	+50
Zn Rougher (Based on 2kg of feed)												
Condition	1600	-	-	250	-	-	-		3		11.5	0
Zn Rougher 1	-	-	-	-	10	-	10		1	2	11.5	0
Zn Rougher 2	-	-	-	-	10	-	5		1	2	11.2	+20
Zn Rougher 3	-	-	-	-	5	-	5		1	4	11.2	+40
Py Rougher												
Py Rougher 1	-	-	-	-	-	10	5		1	2	11.0	+40
Py Rougher 2	-	-	-	-	-	10	7.5		1	2	10.8	+20
Combine 2 x2 kg Py Rougher Tails - Deslime using Stoke Law (3 times 20 minutes with 500 g/t Na2SiO3 in each stage)												
			H_2SiF_6	**H_2SO_4**	**A845**		**MIBC**				9.4	-50
Sn Rougher			23%	10%								
Condition	-	-	1150	2500	-	-	-		3		4.0	+250
Sn Rougher 1	-	-	-	-	100	-	2.5		1	2	4.0	+250
Sn Rougher 2	-	-	287	-	50	-	3.75		1	2	4.0	+200
Sn Rougher 3	-	-	575	-	50	-	2.5		1	4	4.0	+175
Total	2200	50	2032	2750	225	20	79					

* as required

Stage	Roughers	CuPb 1st Cl	CuPb 2nd-3rd Cl
Flotation Cell # 8	1000g-D1	500g-D1	250g-D1
Speed: rpm	1800	1500	1200

Metallurgical Balance

Product	**Weight**		**Assays %, g/t**								**% Distribution**							
	g	**%**	**Zn**	**Pb**	**Cu**	**Ag**	**In**	**Sn**	**S**	**Fe**	**Zn**	**Pb**	**Cu**	**Ag**	**In**	**Sn**	**S**	**Fe**
CuPb 3rd Cl Conc	50.2	1.3	7.71	23.2	18.1	2908	0.010	1.31	26.5	18.9	7.3	87.9	81.9	80.6	4.6	36.9	12.0	4.9
CuPb 3rd Cl Tail	4.9	0.1	15.8	4.74	7.72	1500	0.012	0.79	25.6	20.8	1.5	1.8	3.4	4.1	0.5	2.2	1.1	0.5
CuPb 2nd Cl Tail	5.5	0.1	12.4	2.01	3.05	432	0.009	0.39	17.6	14.9	1.3	0.8	1.5	1.3	0.4	1.2	0.9	0.4
CuPb 1st Cl Tail	49.2	1.2	9.08	0.65	0.42	127	0.005	0.100	11.9	11.9	8.4	2.4	1.9	3.4	2.2	2.8	5.3	3.0
Zn Rougher 1	161.1	4.1	24.1	<0.010	0.23	31.9	0.017	0.050	28.8	26.2	73.0	0.1	3.3	2.8	24.9	4.5	41.8	21.6
Zn Rougher 2	64.6	1.6	3.57	0.07	0.22	35.2	<0.002	0.022	25.3	35.8	4.3	0.3	1.3	1.3	1.2	0.8	14.7	11.9
Zn Rougher 3	54.6	1.4	1.41	0.09	0.21	31.6	<0.002	0.033	18.8	24.8	1.4	0.4	1.0	1.0	1.0	1.0	9.2	6.9
Py Rougher 1	56.5	1.4	0.39	0.08	0.11	24.7	<0.002	0.029	15.1	17.5	0.4	0.3	0.6	0.8	1.0	0.9	7.7	5.1
Py Rougher 2	43.8	1.1	0.32	0.11	0.11	20.0	<0.002	0.052	3.79	7.42	0.3	0.4	0.4	0.5	0.8	1.3	1.5	1.7
Sn Rougher 1	21.4	0.5	0.061	0.02	0.035	2.98	<0.002	0.055	0.34	3.78	0.0	0.0	0.1	0.0	0.4	0.7	0.1	0.4
Sn Rougher 2	58.8	1.5	0.046	0.03	0.018	2.49	<0.002	0.052	0.28	3.22	0.1	0.1	0.1	0.1	1.1	1.7	0.1	1.0
Sn Rougher 3	70.1	1.8	0.041	0.02	0.025	2.46	<0.002	0.037	0.40	3.33	0.1	0.1	0.2	0.1	1.3	1.5	0.3	1.2
Sn Rougher Tail	2572.7	64.7	0.025	0.021	<0.010	2.44	<0.002	0.024	0.17	2.17	1.2	4.1	2.3	3.5	46.8	34.7	3.9	28.6
Slimes	763.0	19.2	0.059	0.021	0.030	1.49	<0.002	0.023	0.20	3.29	0.8	1.2	2.1	0.6	13.9	9.9	1.4	12.9
Head (calc.)	3976.4	100.0	1.34	0.33	0.28	45.6	0.003	0.045	2.79	4.91	100.0	100.0	100.0	100.0	100.0	100.0	100.0	100.0
(direct)			1.36	0.31	0.27	41.6	<0.002	0.040	2.81	4.70								
Combined Products			Estimated value - Insufficient sample mass															
CuPb 3rd Cl Conc		1.3	7.71	23.2	18.1	2908	0.010	1.31	26.5	18.9	7.3	87.9	81.9	80.6	4.6	36.9	12.0	4.9
CuPb 2nd Cl Conc		1.4	8.43	21.6	17.2	2783	0.010	1.26	26.4	19.1	8.7	89.7	85.3	84.6	5.1	39.1	13.1	5.4
CuPb 1st Cl Conc		1.5	8.79	19.8	15.9	2569	0.010	1.18	25.6	18.7	10.0	90.5	86.8	85.9	5.5	40.3	14.0	5.8
CuPb Rougher Conc		2.8	8.92	11.2	8.96	1475	0.008	0.70	19.5	15.6	18.4	92.9	88.7	89.4	7.8	43.1	19.3	8.8
Zn Rougher Feed		97.2	1.12	0.024	0.033	4.97	0.003	0.026	2.32	4.60	81.6	7.1	11.3	10.6	92.2	56.9	80.7	91.2
Zn Rougher 1		4.1	24.1	0.01	0.23	31.90	0.017	0.050	28.8	26.2	73.0	0.1	3.3	2.8	24.9	4.5	41.8	21.6
Zn Rougher 1-2		5.7	18.2	0.03	0.23	32.84	0.013	0.042	27.8	28.9	77.3	0.5	4.6	4.1	26.1	5.3	56.5	33.5
Zn Rougher 1-3		7.0	14.9	0.04	0.22	32.60	0.011	0.040	26.0	28.1	78.7	0.8	5.7	5.0	27.0	6.3	65.8	40.4
Py Rougher Feed		90.2	0.042	0.02	0.02	2.81	0.002	0.025	0.46	2.76	2.9	6.3	5.7	5.6	65.2	50.6	15.0	50.8
Py Rougher 1		1.4	0.39	0.08	0.11	24.70	0.002	0.029	15.1	17.5	0.4	0.3	0.6	0.8	1.0	0.9	7.7	5.1
Py Rougher 1-2		2.5	0.36	0.09	0.11	22.65	0.002	0.039	10.2	13.1	0.7	0.7	1.0	1.3	1.8	2.2	9.2	6.7
Deslime Feed		87.7	0.033	0.02	0.015	2.24	0.002	0.025	0.18	2.47	2.2	5.6	4.7	4.3	63.3	48.4	5.8	44.0
Sn Rougher Feed		68.5	0.026	0.02	0.011	2.45	0.002	0.025	0.18	2.24	1.3	4.4	2.6	3.7	49.5	38.5	4.4	31.2
Sn Rougher 1		0.5	0.061	0.02	0.035	2.98	0.002	0.055	0.34	3.78	0.0	0.0	0.1	0.0	0.4	0.7	0.1	0.4
Sn Rougher 1-2		2.0	0.050	0.03	0.023	2.62	0.002	0.053	0.30	3.37	0.1	0.2	0.2	0.1	1.5	2.4	0.2	1.4
Sn Rougher 1-3		3.8	0.046	0.03	0.024	2.55	0.002	0.045	0.34	3.35	0.1	0.3	0.3	0.2	2.7	3.8	0.5	2.6
Sn Rougher Tail		64.7	0.03	0.021	0.010	2.44	0.002	0.024	0.17	2.17	1.2	4.1	2.3	3.5	46.8	34.7	3.9	28.6
Head (calc.)		100.0	1.34	0.33	0.28	45.56	0.003	0.045	2.79	4.91	100.0	100.0	100.0	100.0	100.0	100.0	100.0	100.0

Test No.:	F9A			**Project No.**:	13589-001			**Operator**:	CC/TM			**Date**:	June 5th, 2012						
Purpose:	As F8 + CuPb separation with NaCN, Sn flotation with 1682 and A845, no deslime, no pyrite float																		
	Zn rougher kinetics, Sn float																		
Procedure:	As outlined below.																		
				50244-001															
Feed:	2 x 2 kg of minus 10 mesh			Overall Comp				(location in a drum on a skid in the freezer)											
Primary Grind:	30	minutes / 2 kg @ 65% solids in laboratory ball mill (BM#1).										P80 =	96	µm					
CuPb Regrind	10	minutes / 2 x CuPb Ro Conc 1-3 @ 65% solids in laboratory pebble mill.										P80 =	23	µm					

Conditions:

	Reagents added, grams per tonne							Time, minutes				
Stage	$Ca(OH)_2$	$ZnSO_4$	3418A	$CuSO_4$	5100	NaCN	MIBC	Grind	Cond.	Froth	pH	Ep (mV)
Grind (BM#1)	200	-	-	-	-	-	-	30			8.2	+100
CuPb Rougher (Based on 2kg of feed)												
Aeration	-	-	-	-	-	-	-		5		8.2	+140
CuPb Rougher 1	270	-	5	-	-	-	12.5		1	1	9.5	+80
CuPb Rougher 2	-	-	2.5	-	-	-	5		1	2	9.2	+120
CuPb Rougher 3	-	-	2.5	-	-	-	5		1	3	9.0	+140
CuPb Cleaner (combine 2 x CuPb Rougher concentrates)												
Regrind (PM)	75	50	5	-	-	-	-	10			9.8	+140
CuPb 1st Cleaner	5	-	-	-	-	-	5		1	4	10.0	+100
CuPb 2nd Cleaner	12.5	-	2.5	-	-	-	6.25		1	3	10.0	+100
CuPb 3rd Cleaner	17.5	-	2.5	-	-	-	5		1	2	10.0	+100
CuPb Separation (CuPb 3rd Cleaner Concentrate)												
											8.0	+160
Pb Rougher 1	-	-	2.5	-	-	162.5	5		1	1	10.2	-300
Pb Rougher 2	-	-	-	-	-	-	-			1		-300
Pb Rougher 3	-	-	-	-	-	-	-			1		-300
Zn Rougher (Based on 2kg of feed)												
Condition	1750	-	-	250	-	-	-		3		11.5	+50
Zn Rougher 1	-	-	-	-	10	-	10		1	2	11.5	+50
Zn Rougher 2	-	-	-	-	10	-	5		1	2	11.3	+75
Zn Rougher 3	-	-	-	-	5	-	5		1	4	11.2	+75
Total	2330	50	23	250	25	163	64					
Total	4660	100	45	500	50	325	128					
				Flotinor								
			H_2SiF_6	**1682**	**A845**		**MIBC**					
Sn Rougher			23%									
Condition	-	-	1725		-	-	-		3		3.5	300
Sn Rougher 1	-	-	-	150	150	-	2.5		1	2	4.0	150
Sn Rougher 2	-	-	575	100	100	-			1	2	4.0	+175
Sn Rougher 3	-	-	575	50	50	-			1	4	4.0	+200
Total	0	0	2875	300	300	0	3	40	24	34		

* as required

Stage	Roughers	CuPb 1st Cl	CuPb 2nd-3rd Cl
Flotation Cell # 8	1000g-D1	500g-D1	250g-D1
Speed: rpm	1800	1500	1200

Metallurgical Balance

Product	**Weight**		**Assays %, g/t**								**% Distribution**							
	g	**%**	**Zn**	**Pb**	**Cu**	**Ag**	**In**	**Sn**	**S**	**Fe**	**Zn**	**Pb**	**Cu**	**Ag**	**In**	**Sn**	**S**	**Fe**
Pb Rougher 1	9.1	0.5	3.75	43.9	12.7	3000	73.7	0.81	20.8	13.3	1.2	64.3	22.0	44.8	2.9	8.6	3.4	1.3
Pb Rougher 2	4.1	0.2	5.32	24.9	19.3	2200	90.0	1.19	25.7	19.4	0.8	16.2	14.8	14.6	1.6	5.6	1.9	0.8
Pb Rougher 3	1.5	0.1	7.00	3.00	21.0	1000	125	1.50	27.1	22.0	0.4	0.7	5.8	2.4	0.8	2.5	0.7	0.3
Pb Ro Tl (Cu Conc)	8.1	0.4	11.8	2.43	23.0	500	184	1.88	31.9	24.8	3.4	3.2	35.4	6.6	6.4	17.8	4.7	2.1
CuPb 3rd Cl Tail	3.6	0.2	18.2	7.51	9.04	1200	65.0	0.90	27.6	20.3	2.3	4.3	6.2	7.1	1.0	3.8	1.8	0.8
CuPb 2nd Cl Tail	2.8	0.1	15.1	3.28	4.51	400	20.0	0.40	20.8	18.0	1.5	1.5	2.4	1.8	0.2	1.3	1.0	0.5
Zn Rougher 1	73.0	3.7	31.3	0.077	0.31	56.6	246	0.060	28.6	21.8	81.3	0.9	4.3	6.8	76.5	5.1	37.6	16.5
Zn Rougher 2	43.0	2.2	3.21	0.095	0.24	47.2	26.6	0.029	28.6	43.5	4.9	0.7	2.0	3.3	4.9	1.5	22.1	19.4
Zn Rougher 3	28.9	1.5	1.27	0.12	0.24	42.6	12.0	0.052	17.1	24.5	1.3	0.6	1.3	2.0	1.5	1.8	8.9	7.4
Sn Rougher 1	27.2	1.4	0.11	0.041	0.056	5.61	1.40	0.041	1.93	5.10	0.1	0.2	0.3	0.3	0.2	1.3	0.9	1.4
Sn Rougher 2	76.9	3.9	0.078	0.033	0.040	5.81	0.90	0.030	1.97	4.41	0.2	0.4	0.6	0.7	0.3	2.7	2.7	3.5
Sn Rougher 3	120.5	6.1	0.091	0.038	0.034	5.93	1.00	0.025	1.69	4.75	0.4	0.7	0.8	1.2	0.5	3.5	3.7	5.9
Sn Rougher Tail	1586.7	79.9	0.039	0.025	0.014	3.19	0.50	0.024	0.37	2.43	2.2	6.4	4.2	8.3	3.4	44.5	10.6	40.0
Head (calc.)	1985.3	100.0	1.42	0.31	0.27	30.7	11.8	0.043	2.80	4.85	100.0	100.0	100.0	100.0	100.0	100.0	100.0	100.0
(direct)			1.36	0.31	0.27	41.6	11.4	0.040	2.81	4.70								
Combined Products				Estimated value - Insufficient sample mass														
Pb Rougher 1		0.5	3.75	43.9	12.7	3000	73.7	0.81	20.8	13.3	1.2	64.3	22.0	44.8	2.9	8.6	3.4	1.3
Pb Rougher 1-2		0.7	4.23	38.0	14.7	2754	78.7	0.93	22.3	15.2	2.0	80.5	36.8	59.4	4.4	14.2	5.3	2.1
Pb Rougher 1-3		0.7	4.51	34.6	15.4	2579	83.3	0.98	22.8	15.9	2.3	81.2	42.6	61.8	5.2	16.8	6.0	2.4
Cu Conc (Pb Rougher Tail)		**0.4**	**11.8**	**2.43**	**23.0**	**500**	**184**	**1.88**	**31.9**	**24.8**	**3.4**	**3.2**	**35.4**	**6.6**	**6.4**	**17.8**	**4.7**	**2.1**
CuPb 3rd Cl Conc		1.1	7.11	23.1	18.1	1837	119	1.30	26.0	19.0	5.7	84.3	78.0	68.5	11.5	34.6	10.6	4.5
CuPb 2nd Cl Conc		1.3	8.63	21.0	16.8	1750	112	1.25	26.3	19.2	8.1	88.7	84.2	75.6	12.5	38.4	12.4	5.2
CuPb 1st Cl Conc		1.5	9.25	19.3	15.7	1620	103	1.17	25.7	19.1	9.6	90.2	86.6	77.4	12.8	39.7	13.5	5.8
Zn Rougher Feed		98.5	1.30	0.031	0.036	7.04	10.5	0.026	2.46	4.64	90.4	9.8	13.4	22.6	87.2	60.3	86.5	94.2
Zn Rougher 1		3.7	31.3	0.077	0.31	56.6	246	0.060	28.6	21.8	81.3	0.9	4.3	6.8	76.5	5.1	37.6	16.5
Zn Rougher 1-2		5.8	20.9	0.084	0.28	53.1	165	0.049	28.6	29.8	86.2	1.6	6.3	10.1	81.4	6.6	59.7	35.9
Zn Rougher 1-3		7.3	17.0	0.091	0.28	51.0	134	0.049	26.3	28.8	87.5	2.1	7.6	12.1	82.9	8.3	68.6	43.3
Sn Rougher Feed		91.2	0.045	0.026	0.017	3.52	0.56	0.025	0.55	2.71	2.9	7.7	5.9	10.5	4.4	52.0	17.9	50.9
Sn Rougher 1		1.4	0.11	0.041	0.056	5.61	1.40	0.041	1.93	5.10	0.1	0.2	0.3	0.3	0.2	1.3	0.9	1.4
Sn Rougher 1-2		5.2	0.086	0.035	0.044	5.76	1.03	0.033	1.96	4.59	0.3	0.6	0.9	1.0	0.5	4.0	3.7	5.0
Sn Rougher 1-3		11.3	0.089	0.037	0.039	5.85	1.01	0.029	1.81	4.68	0.7	1.3	1.7	2.2	1.0	7.5	7.3	10.9
Sn Rougher Tail		79.9	0.039	0.025	0.014	3.19	0.50	0.024	0.37	2.43	2.2	6.4	4.2	8.3	3.4	44.5	10.6	40.0
Head (calc.)		100.0	1.42	0.31	0.27	30.7	11.8	0.043	2.80	4.85	100.0	100.0	100.0	100.0	100.0	100.0	100.0	100.0

Test No.:	F9B			**Project No.**:	13589-001			**Operator**:	CC/TM			**Date**:	June 5th, 2012						
Purpose:	As F8 + CuPb separation with NaCN, Sn flotation with 1682 and A845, no deslime, no pyrite float																		
	Zn cleaner, no Sn flotation																		
Procedure:	As outlined below.																		
				50244-001															
Feed:	2 x 2 kg of minus 10 mesl			Overall Comp		(location in a drum on a skid in the freezer)													
Primary Grind:	30	minutes / 2 kg @ 65% solids in laboratory ball mill (BM#1).										P80 =	100	µm					
CuPb Regrind	10	minutes / 2 x CuPb Ro Conc 1-3 @ 65% solids in laboratory pebble mill.										P80 =	23	µm					
Zn Regrind	10	minutes / 1 x Zn Ro Conc 1-3 @ 65% solids in laboratory pebble mill.										P80 =	16	µm					

Conditions:

	Reagents added, grams per tonne							Time, minutes				
Stage	$Ca(OH)_2$	$ZnSO_4$	3418A	$CuSO_4$	5100	NaCN	MIBC	Grind	Cond.	Froth	pH	Ep (mV)
Grind (BM#1)	200	-	-	-	-	-	-	30			8.2	+100
CuPb Rougher (Based on 2kg of feed)												
Aeration	-	-	-	-	-	-	-		5		8.2	+140
CuPb Rougher 1	270	-	5	-	-	-	12.5		1	1	9.5	+80
CuPb Rougher 2	-	-	2.5	-	-	-	5		1	2	9.2	+120
CuPb Rougher 3	-	-	2.5	-	-	-	5		1	3	9.0	+140
CuPb Cleaner (combine 2 x CuPb Rougher concentrates)												
Regrind (PM)	75	50	5	-	-	-	-	10			9.8	+140
CuPb 1st Cleaner	5	-	-	-	-	-	5		1	4	10.0	+100
CuPb 2nd Cleaner	12.5	-	2.5	-	-	-	5		1	3	10.0	+100
CuPb 3rd Cleaner	17.5	-	2.5	-	-	-	5		1	2	10.0	+100
CuPb Separation (CuPb 3rd Cleaner Concentrate)												
											8.0	+160
Pb Rougher 1	-	-	2.5	-	-	162.5	5		1	1	10.2	-300
Pb Rougher 2	-	-	-	-	-	-	-			1		
Pb Rougher 3	-	-	-	-	-	-	-			1		
Zn Rougher (Based on 2kg of feed)												
Condition	1750	-	-	250	-	-	-		3		11.5	+50
Zn Rougher 1	-	-	-	-	10	-	10		1	2	11.5	+50
Zn Rougher 2	-	-	-	-	10	-	5		1	2	11.3	+50
Zn Rougher 3	-	-	-	-	5	-	5		1	4	11.2	+75
Total	2330	50	23	250	25	163	63					
Zn Cleaner (Zn Ro Conc 1-3 from one 2kg charge)												
Regrind	500	-	-	50	-	-	-	10			11.0	+50
Zn 1st Cleaner	990	-	-	-	10	-	10		1	5	11.8	+25
Zn 2nd Cleaner	235	-	-	-	10	-	10		1	4	11.8	+50
Zn 3rd Cleaner	320	-	-	-	5	-	10		1	3	11.8	+50
Total	6705	100	45	550	75	325	155	50	21	38		

* as required

Stage	Roughers	CuPbZn 1st Cl	CuPbZn 2nd-3rd Cl
Flotation Cell # 8	1000g-D1	500g-D1	250g-D1
Speed: rpm	1800	1500	1200

Metallurgical Balance

Product	**Weight**		**Assays %, g/t**								**% Distribution**							
	g	**%**	**Zn**	**Pb**	**Cu**	**Ag**	**In**	**Sn**	**S**	**Fe**	**Zn**	**Pb**	**Cu**	**Ag**	**In**	**Sn**	**S**	**Fe**
Pb Rougher 1	9.1	0.5	3.75	43.9	12.7	3000	73.7	0.81	20.8	13.3	1.3	62.9	21.9	45.3	2.8	8.9	3.5	1.2
Pb Rougher 2	4.1	0.2	5.32	24.9	19.3	2200	90.0	1.19	25.7	19.4	0.8	15.9	14.8	14.8	1.5	5.8	1.9	0.8
Pb Rougher 3	1.5	0.1	7.00	10.0	21.0	1000	125	1.50	27.1	22.0	0.4	2.3	5.8	2.4	0.8	2.6	0.7	0.3
Pb Ro Tl (Cu Conc)	8.1	0.4	11.8	2.43	23.0	500	184	1.88	31.9	24.8	3.6	3.1	35.3	6.7	6.2	18.5	4.7	2.0
CuPb 3rd Cl Tail	3.6	0.2	18.2	7.51	9.04	1200	65.0	0.90	27.6	20.3	2.4	4.3	6.2	7.2	1.0	3.9	1.8	0.7
CuPb 2nd Cl Tail	2.8	0.1	15.1	3.28	4.51	400	20.0	0.40	20.8	18.0	1.6	1.4	2.4	1.9	0.2	1.4	1.1	0.5
Zn 3rd Clnr Conc	44.2	2.2	47.6	0.44	0.42	83.6	399	0.060	33.1	15.4	78.7	3.1	3.5	6.1	73.2	3.2	26.8	6.9
Zn 3rd Clnr Tail	7.6	0.4	10.8	0.046	0.35	63.9	100	<0.002	29.8	39.9	3.1	0.1	0.5	0.8	3.2	0.0	4.2	3.1
Zn 2nd Clnr Tail	13.4	0.7	5.19	0.15	0.28	48.0	50	0.017	24.7	35.3	2.6	0.3	0.7	1.1	2.8	0.3	6.1	4.8
Zn 1st Clnr Tail	84.1	4.2	0.68	0.073	0.12	21.7	6.70	0.022	15.0	24.2	2.1	1.0	1.9	3.0	2.3	2.2	23.1	20.7
Zn Rougher Tail	1823.7	91.1	0.051	0.020	0.020	3.51	0.80	0.024	0.78	3.17	3.5	5.7	6.9	10.6	6.1	53.1	26.1	58.8
Head (calc.)	2002.1	100.0	1.34	0.32	0.26	30.1	12.0	0.041	2.72	4.91	100.0	100.0	100.0	100.0	100.0	100.0	100.0	100.0
(direct)			1.36	0.31	0.27	41.6	11.4	0.040	2.81	4.70								
Combined Products			Estimated value - Insufficient sample mass															
Pb Rougher 1		0.5	3.75	43.9	12.7	3000	73.7	0.81	20.8	13.3	1.3	62.9	21.9	45.3	2.8	8.9	3.5	1.2
Pb Rougher 1-2		0.7	4.23	38.0	14.7	2754	78.7	0.93	22.3	15.2	2.1	78.8	36.7	60.1	4.3	14.8	5.4	2.0
Pb Rougher 1-3		0.7	4.51	35.3	15.4	2579	83.3	0.98	22.8	15.9	2.5	81.1	42.5	62.6	5.1	17.4	6.1	2.4
Cu Conc (Pb Rougher Tail)		**0.4**	**11.8**	**2.43**	**23.0**	**500**	**184**	**1.88**	**31.9**	**24.8**	**3.6**	**3.1**	**35.3**	**6.7**	**6.2**	**18.5**	**4.7**	**2.0**
CuPb 3rd Cl Conc		1.1	7.11	23.5	18.1	1837	119	1.30	26.0	19.0	6.0	84.2	77.9	69.3	11.2	35.9	10.8	4.4
CuPb 2nd Cl Conc		1.3	8.63	21.4	16.8	1750	112	1.25	26.3	19.2	8.5	88.4	84.0	76.5	12.2	39.8	12.7	5.1
CuPb 1st Cl Conc		1.5	9.25	19.6	15.7	1620	103	1.17	25.7	19.1	10.1	89.9	86.4	78.3	12.4	41.2	13.7	5.7
Zn Rougher Feed		98.5	1.22	0.033	0.036	6.61	10.7	0.025	2.38	4.70	89.9	10.1	13.6	21.7	87.6	58.8	86.3	94.3
Zn 3rd Clnr Conc		**2.2**	**47.6**	**0.44**	**0.42**	**83.6**	**399**	**0.060**	**33.1**	**15.4**	**78.7**	**3.1**	**3.5**	**6.1**	**73.2**	**3.2**	**26.8**	**6.9**
Zn 2nd Clnr Conc		2.6	42.2	0.38	0.41	80.7	355	0.051	32.6	19.0	81.7	3.1	4.0	6.9	76.4	3.2	31.0	10.0
Zn 1st Clnr Conc		3.3	34.6	0.33	0.38	74.0	292	0.044	31.0	22.3	84.3	3.4	4.7	8.0	79.2	3.5	37.1	14.8
Zn Rougher Conc		7.5	15.5	0.19	0.235	44.5	131	0.032	22.0	23.4	86.5	4.4	6.7	11.0	81.5	5.8	60.2	35.5
Zn Rougher Tail		91.1	0.051	0.020	0.020	3.51	0.80	0.024	0.78	3.17	3.5	5.7	6.9	10.6	6.1	53.1	26.1	58.8
Head (calc.)		100.0	1.34	0.32	0.263	30.1	12.0	0.041	2.72	4.91	100.0	100.0	100.0	100.0	100.0	100.0	100.0	100.0

Test No.:	F10		**Project No.**:	13589-001		**Operator**:	CC		**Date**:			
Purpose:	As F9B, add NaCN to regrind											
	Zn cleaner, no Sn flotation											
Procedure:	As outlined below.											
			50244-001									
Feed:	2 x 2 kg of minus 10 mesh		Overall Comp		(location in a drum on a skid in the freezer)							
Primary Grind:	30	minutes / 2 kg @ 65% solids in laboratory ball mill (BM#1).							P80 =	100	µm	
CuPb Regrind	10	minutes / 2 x CuPb Ro Conc 1-3 @ 65% solids in laboratory pebble mill.							P80 =	23	µm	
Zn Regrind	10	minutes / 1 x Zn Ro Conc 1-3 @ 65% solids in laboratory pebble mill.							P80 =	23	µm	

Conditions:

	Reagents added, grams per tonne							Time, minutes				
Stage	$Ca(OH)_2$	$ZnSO_4$	3418A	$CuSO_4$	5100	NaCN	MIBC	Grind	Cond.	Froth	pH	Ep (mV)
Grind (BM#1)	200	-	-	-	-	-	-	30			8.2	+100
CuPb Rougher												
Aeration	-	-	-	-	-	-	-		5		8.2	+140
CuPb Rougher 1	270	-	5	-	-	-	12.5		1	1	9.5	+80
CuPb Rougher 2	-	-	2.5	-	-	-	5		1	2	9.2	+120
CuPb Rougher 3	-	-	2.5	-	-	-	5		1	3	9.0	+140
CuPb Cleaner (combine 2 x CuPb Rougher concentrates)												
Regrind (PM)	75	75	5	-	-	25	-	10			9.8	
CuPb 1st Cleaner	5	-	-	-	-	-	5		1	4	10.0	
CuPb 2nd Cleaner	12.5	-	2.5	-	-	-	5		1	3	10.0	
CuPb 3rd Cleaner	17.5	-	2.5	-	-	-	5		1	2	10.0	
CuPb Separation (CuPb 3rd Cleaner Concentrate)												
											8.0	+160
Pb Rougher 1	-	-	2.5	-	-	162.5	5		1	1	10.2	-400
Pb Rougher 2	-	-	-	-	-	-	-			1		
Pb Rougher 3	-	-	-	-	-	-	-			1		
Zn Rougher (CuPb Rougher + 1st Cleaner Tail per 2kg of feed)												
Condition	1750	-	-	250	-	-	-		3		11.5	+50
Zn Rougher 1	-	-	-	-	10	-	10		1	2	11.5	+50
Zn Rougher 2	-	-	-	-	10	-	5		1	2	11.3	+50
Zn Rougher 3	-	-	-	-	5	-	5		1	4	11.2	+75
Zn Cleaner (2 x Zn Ro Conc 1-3)												
Regrind	500	-	-	50	-	-	-	10			11.0	+50
Zn 1st Cleaner	990	-	-	-	5	-	10		1	5	11.8	+25
Zn 2nd Cleaner	235	-	-	-	2.5	-	10		1	4	11.8	+50
Zn 3rd Cleaner	320	-	-	-	-	-	10		1	3	11.8	+50
Total	4375	75	23	300	33	188	93	50	21	38		

* as required

Stage	Roughers	CuPb, Zn 1st Cl	CuPb, Zn 2nd-3rd Cl	Pb Rougher, Cl
Flotation Cell # 8	1000g-D1	500g-D1	250g-D1	250g-D1
Speed: rpm	1800	1500	1200	1200

Metallurgical Balance

Product	**Weight**		**Assays %, g/t**								**% Distribution**							
	g	**%**	**Zn**	**Pb**	**Cu**	**Ag**	**In**	**Sn**	**S**	**Fe**	**Zn**	**Pb**	**Cu**	**Ag**	**In**	**Sn**	**S**	**Fe**
Pb Rougher 1	17.1	0.4	1.27	55.6	9.28			0.57	17.7	10.0	0.4	73.1	14.9			6.3	2.9	0.9
Pb Rougher 2	3.2	0.1	1.64	48.0	11.9			0.80	19.2	12.7	0.1	11.8	3.6			1.7	0.6	0.2
Pb Rougher 3	1.6	0.0	2.55	16.5	23.5			1.00	25.0	22.8	0.1	2.0	3.5			1.0	0.4	0.2
Pb Ro Tl (Cu Conc)	16.0	0.4	3.1	0.88	31.1			1.96	32.0	28.2	0.9	1.1	46.8			20.2	4.8	2.3
CuPb 3rd Cl Tail	2.2	0.1	10.8	4.95	6.41			0.80	19.0	17.4	0.4	0.8	1.3			1.1	0.4	0.2
CuPb 2nd Cl Tail	7.0	0.2	9.2	2.21	4.37			0.47	14.2	13.6	1.2	1.2	2.9			2.1	0.9	0.5
Zn 3rd Clnr Conc	164.8	4.1	30.7	0.38	1.08			0.060	33.6	30.9	92.3	4.8	16.7			6.4	52.4	26.2
Zn 3rd Clnr Tail	23.4	0.6	1.6	<0.01	0.41			0.044	28.1	44.3	0.7	0.0	0.9			0.7	6.2	5.3
Zn 2nd Clnr Tail	34.8	0.9	1.08	<0.01	0.38			0.048	16.4	26.6	0.7	0.0	1.2			1.1	5.4	4.8
Zn 1st Clnr Tail	144.8	3.6	0.33	<0.01	0.15			0.040	6.05	10.8	0.9	0.1	2.0			3.7	8.3	8.1
Zn Rougher Tail	3593.1	89.6	0.036	0.018	0.018			0.024	0.52	2.77	2.4	5.0	6.1			55.7	17.7	51.3
Head (calc.)	4008.0	100.0	1.37	0.32	0.27			0.039	2.64	4.84	100.0	100.0	100.0			100.0	100.0	100.0
(direct)			1.36	0.31	0.27	41.6	11.4	0.040	2.81	4.70								
Combined Products			Estimated value - Insufficient sample mass															
Pb Rougher 1		0.4	1.27	55.6	9.3			0.57	17.7	10.0	0.4	73.1	14.9			6.3	2.9	0.9
Pb Rougher 1-2		0.5	1.33	54.4	9.7			0.61	17.9	10.4	0.5	84.9	18.5			7.9	3.4	1.1
Pb Rougher 1-3		0.5	1.42	51.6	10.7			0.64	18.5	11.3	0.6	86.9	22.0			9.0	3.8	1.3
Cu Conc (Pb Rougher Tail)		**0.4**	**3.1**	**0.9**	**31.1**			**1.96**	**32.0**	**28.2**	**0.9**	**1.1**	**46.8**			**20.2**	**4.8**	**2.3**
CuPb 3rd Cl Conc		0.9	2.11	30.2	19.3			1.19	24.2	18.5	1.5	88.0	68.8			29.2	8.7	3.6
CuPb 2nd Cl Conc		1.0	2.59	28.8	18.6			1.17	23.9	18.4	1.9	88.9	70.1			30.4	9.1	3.8
CuPb 1st Cl Conc		1.2	3.57	24.9	16.5			1.07	22.4	17.7	3.1	90.1	73.0			32.5	10.0	4.3
Zn Rougher Feed		98.8	1.34	0.033	0.073			0.026	2.40	4.69	96.9	9.9	27.0			67.5	90.0	95.7
Zn 3rd Clnr Conc		**4.1**	**30.7**	**0.38**	**1.08**			**0.060**	**33.6**	**30.9**	**92.3**	**4.8**	**16.7**			**6.4**	**52.4**	**26.2**
Zn 2nd Clnr Conc		4.7	27.1	0.33	1.00			0.058	32.9	32.6	93.0	4.8	17.6			7.0	58.6	31.6
Zn 1st Clnr Conc		5.6	23.0	0.28	0.90			0.056	30.3	31.6	93.7	4.9	18.9			8.1	64.0	36.4
Zn Rougher Conc		9.2	14.1	0.18	0.605			0.050	20.8	23.4	94.6	5.0	20.9			11.9	72.3	44.4
Zn Rougher Tail		89.6	0.036	0.018	0.018			0.024	0.52	2.77	2.4	5.0	6.1			55.7	17.7	51.3
Head (calc.)		100.0	1.37	0.32	0.265			0.039	2.64	4.84	100.0	100.0	100.0			100.0	100.0	100.0

MELIS ENGINEERING LTD.

September 14, 2012 **Melis Project No. 547**

Silver Range Resources Ltd.
1016 510 West Hastings Street
VANCOUVER BC V6B 1L8

Attention: Bruce A. Youngman, Chairman

Dear Bruce:

Re: Silver Range Resources Ltd. - Keg Main Zone Ag/Zn/Pb/Cu Project Metallurgy
Melis Status Report No. 3 for the Period July 10, 2012 to September 14, 2012

SUMMARY

Melis Engineering Ltd. (Melis) is overseeing a flotation testwork program on Silver Range Resources Ltd. (Silver Range)'s Keg Main Zone silver/zinc/lead/copper project located near Faro, Yukon. The testwork, being completed at SGS Canada Inc. Lakefield Research (SGS Lakefield) in Lakefield Ontario, encompasses preparation and analyses of test composites, comminution testing, open cycle and lock cycle flotation tests, gravity recovery tests, concentrate analyses and tailings physical and chemical characterization.

This status report, Melis Status Report No.3, a follow-up to the July 9, 2012 Melis Status Report No. 2, provides results of additional flotation tests completed to date. It includes two batch tests on the Overall Composite, partial results of variability batch tests and partial results of the lock cycle test on the Overall Composite.

An additional open cycle batch test of the Overall Composite was completed to optimize flotation conditions ahead of lock cycle testing. Increasing the fineness of the copper/lead rougher concentrate regrind increased copper recovery to the copper/lead third cleaner concentrate and to the final copper concentrate with no impact on copper grade in the concentrate. Adding a single lead cleaning stage to the lead rougher increased the lead concentrate grade from to 67.9% Pb. Adding cyanide to control redox potential likely enhanced copper/lead separation. A slightly finer regrind of the zinc cleaner feed and adding a fourth cleaning stage improved the zinc grade in the final zinc cleaner to 41.0% Zn. Increasing the collector dosage in the zinc cleaning stage did not increase zinc recovery.

As expected most of the recoverable silver reported to the lead rougher concentrate and a smaller amount reported to the copper concentrate. The zinc third cleaner concentrate contained a minor amount of silver but at a low (likely non-payable) grade.

About 50% of the indium reported to the zinc concentrate and very little reported to the lead/copper concentrate.

A lock cycle test was completed on the Overall Composite. Separate copper, lead and zinc concentrates were produced to quantify recoveries and concentrate grades under conditions approaching steady state. Only zinc, lead and copper results are available at this time.

Lead recovery was 84.8% to a lead concentrate assaying 65.5% Pb. If the lead cleaner grade is lowered to, say, 55% Pb by just producing a lead rougher concentrate the lead recovery would go up but the copper grade in the lead concentrate would increase and which in turn would decrease the amount of copper reporting to the copper concentrate.

Copper recovery was 71.4% to a copper concentrate assaying 28.8% Cu.

Zinc recovery to a 47.5% Zn concentrate was 85.2%. A fifth cleaning stage will be tested in an open cycle test on a 10 kg charge to try and achieve a target zinc concentrate grade of 50% Zn, which in turn would drop the recovery somewhat.

The six variability composites, Composites A to F, were submitted to a single batch flotation test using the flotation conditions used in the lock cycle test. A graphical review of the available test data showed that there is no direct correlation between head grade and recovery and grade in concentrate for zinc and lead which implies that there are other (mineralogical) factors affecting recovery and deportment of zinc and lead to concentrate. Copper on the other hand generally shows increasing recovery and copper grade to copper concentrate with increasing head grade.

The following on-going testwork is being worked on:

- Reporting of QEMSCAN mineralogical examination of the Overall Composite (interpretation of the Qemscan data by SGS Lakefield remains to be done).
- Open cycle batch test on a 10 kg sample of the Overall Composite to test a fifth zinc cleaner and to generate sufficient material for assay of all test products (to be done).
- Lock cycle tests on the six variability composites, Composites A to F (the first three tests have been completed and there are three remaining. Results are not yet available).

- Detailed elemental analysis of final concentrate products (to be done once lock cycle tests are completed).
- Tailings physical and chemical characterization (the tailings from the lock cycle test on the Overall Composite have been submitted to the SGS Lakefield environmental department.

TABLE OF CONTENTS

SUMMARY 1

INTRODUCTION 5

CLEANER FLOTATION TESTS ON MASTER COMPOSITE 6

- **Test F10** 6
- **Test F11** 7

LOCK CYCLE TEST ON OVERALL COMPOSITE 9

VARIABILITY BATCH FLOTATION TESTS 12

- **Composite A** 12
- **Composite B** 12
- **Composite C** 13
- **Composite D** 13
- **Composite E** 14
- **Composite F** 14
- **Comparison of Batch Test Results** 15

ON-GOING TESTWORK 19

APPENDICES

Appendix A: SGS Lakefield Test Data Sheets

INTRODUCTION

Melis Engineering Ltd. (Melis) is overseeing a flotation testwork program on Silver Range Resources Ltd. (Silver Range)'s Keg Main Zone silver/zinc/lead/copper project located near Faro, Yukon.

The testwork, being completed at SGS Canada Inc. Lakefield Research (SGS Lakefield) in Lakefield Ontario, encompasses preparation and analyses of test composites, comminution testing, open cycle and lock cycle flotation tests, gravity recovery tests, concentrate analyses and tailings physical and chemical characterization.

This status report, Melis Status Report No.2, a follow-up to the May 28, 2012 Melis Status Report No. 1, provides results of additional flotation tests completed to date. It includes two batch tests on the Overall Composite, partial results of variability batch tests and partial results of the lock cycle test on the Overall Composite.

CLEANER FLOTATION TESTS ON MASTER COMPOSITE

Test F10

Zinc, lead, copper and tin results of Test F10, a repeat of Test F9B but with a small amount (25 g/t) of sodium cyanide in the copper/lead concentrate regrind ahead of copper/lead separation and less collector in the zinc cleaner float, were previously reported in Melis Status Report No. 2 dated July 9, 2012. Additional silver and indium results have been received for this test and have been added to Table 1 below. The test data sheet is enclosed in Appendix A. Note that three of the test products (Pb Rougher No. 2, Pb Rougher No. 3 and Cu 3rd Cleaner Tail) had insufficient amounts for complete analysis, hence Ag, In, and Sn grades were estimated for these products to enable completion of the mass balance for this test, and for this reason the balances for these three elements are only approximate.

Table 1
Silver Range Resources Ltd. - Keg Main Zone Metallurgical Testwork
Cleaner Flotation Test F10

Product	Wt	%				g/t		% Distribution					
	%	Zn	Pb	Cu	Sn	Ag	In	Zn	Pb	Cu	Sn	Ag	In
Test No. F10-Master Composite(Calc. Head:1.37% Zn, 0.32% Pb, 0.27% Cu, 0.039% Sn, 39.9 g Ag/t, 20.8 g In/t)													
CuPb 3rd Cln Con	0.9	2.11	30.2	19.3	1.19	3124	94	1.5	88.0	68.8	29.2	74.0	4.3
CuPb 2nd Cln Con	1.0	2.59	28.8	18.6	1.17	3035	92	1.9	88.9	70.1	30.4	76.0	4.4
CuPb 1st Cln Con	1.2	3.57	24.9	16.5	1.07	2652	92	3.1	90.1	73.0	32.5	78.0	5.2
Pb Rougher Con	0.5	1.42	51.6	10.7	0.64	4530	46.8	0.6	86.9	22.0	9.0	62.0	1.2
Cu Con	0.4	3.1	0.9	31.1	1.96	1201	158	0.9	1.1	46.8	20.2	12.0	3.0
Zn Rougher Feed	98.8	1.34	0.033	0.073	0.026	8.9	19.9	96.9	9.9	27.0	67.5	22.0	94.8
Zn Rougher Con	9.2	14.1	0.18	0.605	0.050	63.4	117	94.6	5.0	20.9	11.9	14.6	51.7
Zn 3rd Cln Con	4.1	30.7	0.38	1.08	0.060	110	248	92.3	4.8	16.7	6.4	11.3	49.1
Zn 2nd Cln Con	4.7	27.1	0.33	1.00	0.058	101	219	93.0	4.8	17.6	7.0	11.9	49.5
Zn 1st Cln Con	5.6	23.0	0.28	0.90	0.056	90.9	187	93.7	4.9	18.9	8.1	12.7	49.9
Zn Rougher Tails	89.6	0.036	0.018	0.018	0.024	3.3	10.0	2.4	5.0	6.1	55.7	7.4	43.1

Test F10, with cyanide added in the regrind, resulted in better rejection of zinc and pyrite from the CuPb concentrate, improving lead recovery to the lead concentrate and increasing copper recovery to the copper concentrate. A lead cleaner on the lead rougher concentrate would transfer some of the copper in the lead rougher concentrate to the copper concentrate.

Zinc recovery to the zinc third cleaner concentrate was high but the grade of zinc (30.7% Zn) was low, possibly due to low collector addition and a slightly coarse regrind (23 µm instead of 16 µm in Test F9B) of the feed to zinc cleaning.

As expected most of the recoverable silver (62%) reported to the lead rougher concentrate (containing 4,530 g Ag/t) and some (12%) reported to the copper concentrate (containing 1,201 g Ag/t). The zinc third cleaner concentrate contained 12% of the silver but at a low (likely non-payable) grade of 110 g Ag/t.

Indium distributions can only be considered approximate, however, as expected from previous tests, about 50% of the indium reported to the zinc concentrate and very little reported to the lead/copper concentrate.

Test F11

Test F11, an open cycle batch test, was done to test a finer regrind of the copper/lead separation feed (to possibly improve deportment of copper), to try a finer regrind of the zinc cleaner feed and a fourth cleaning stage (to improve the zinc grade in the final cleaner), to try a lower cyanide addition in the copper/lead cleaner float, to add slightly more collector in the zinc cleaners, and to add a cleaner stage on the lead rougher concentrate with the addition of cyanide to control the redox potential, and to add cyanide in the copper/lead separation float to control redox potential.

Available test results are summarized in Table 2 below. The test data sheet is enclosed in Appendix A. Note that some of the test products (Pb Cleaner Con, Pb Cleaner Tail, Pb Rougher Tail, Cu 3rd Cleaner Tail and Cu 2nd Cleaner Tail) had insufficient amounts for complete analysis, hence Ag and In assays were unavailable and some of the tin assays had to be estimated to provide an approximate tin material balance for the test.

Table 2
Silver Range Resources Ltd. - Keg Main Zone Metallurgical Testwork
Cleaner Flotation Test F11

Product	Wt %	%				g/t		% Distribution					
		Zn	Pb	Cu	Sn	Ag	In	Zn	Pb	Cu	Sn	Ag	In
Test No. F11-Master Composite(Calc. Head:1.32% Zn, 0.33% Pb, 0.25% Cu, 0.040% Sn)													
CuPb 3rd Cln Con	1.0	2.56	27.6	19.1	1.31	n/a	n/a	2.0	84.9	78.0	33.6	n/a	n/a
CuPb 2nd Cln Con	1.0	2.78	27.0	18.7	1.30	n/a	n/a	2.2	85.2	78.6	34.1	n/a	n/a
CuPb 1st Cln Con	1.1	3.42	24.8	17.5	1.22	n/a	n/a	3.0	85.8	80.7	35.1	n/a	n/a
Pb Rougher Con	0.5	1.29	52.5	9.8	0.54	n/a	n/a	0.5	78.7	19.5	6.8	n/a	n/a
Pb Cleaner Con	0.4	0.76	67.9	4.0	0.36	n/a	n/a	0.2	72.7	5.7	3.2	n/a	n/a
Cu Con	0.7	3.52	6.1	27.1	1.82	n/a	n/a	1.8	12.2	72.3	30.4	n/a	n/a
Zn Rougher Feed	98.9	1.30	0.048	0.049	0.026	7.8	n/a	97.0	14.2	19.3	64.9	n/a	n/a
Zn Rougher Con	8.0	15.4	0.26	0.398	0.05	58.4	n/a	93.4	6.2	12.7	10.1	n/a	n/a
Zn 4th Cln Con	2.9	41.0	0.54	0.69	0.080	110.0	329	89.9	4.7	8.0	5.8	n/a	n/a
Zn 3rd Cln Con	3.1	38.5	0.52	0.68	0.077	107.3	n/a	90.5	4.8	8.4	6.0	n/a	n/a
Zn 2nd Cln Con	3.6	33.6	0.47	0.65	0.074	100.2	n/a	91.4	5.1	9.4	6.6	n/a	n/a
Zn 1st Cln Con	4.4	27.4	0.40	0.59	0.067	88.0	n/a	92.2	5.4	10.6	7.4	n/a	n/a
Zn Rougher Tails	90.9	0.053	0.029	0.018	0.024	3.3	n/a	3.6	7.9	6.6	54.8	n/a	n/a

Increasing the fineness of the copper/lead rougher concentrate regrind from a K_{80} of 33 µm to a K_{80} of 14 µm increased copper recovery to the copper/lead third cleaner concentrate (from 68.8% to 78.0%) and to the final copper concentrate with no impact on copper grade in the concentrate. Adding a single lead cleaning stage to the lead rougher increased the lead concentrate grade from 52.5% Pb to 67.9% Pb. Adding cyanide to control redox potential likely enhanced copper/lead separation. A slightly finer regrind of the zinc cleaner feed (from a K_{80} of 23 µm to a K_{80} of 20 µm) and adding a fourth cleaning stage improved the zinc grade in the final zinc cleaner from 30.7% Zn to 41.0% Zn). Increasing the collector dosage in the zinc cleaning stage did not increase zinc recovery.

Based on the above results Test F11 conditions were used in the lock cycle test on the Overall Composite except the zinc collector (Aero 5100) dosage in the zinc cleaner was reduced back to 7.5 g/t from 12.5 g/t, the zinc rougher concentrate regrind time was increased to 25 minutes (from 20 minutes) to increase the fineness of grind to less than 20 µm and CMC (carboxy methyl cellulose) was added in the zinc first cleaner in the fourth cycle of the lock cycle test.

An additional open cycle batch test on a 10 kg test charge has been requested to provide sufficient material for tin, silver and indium assay of all test products and to test the effect of adding a fifth cleaning stage in the zinc cleaner.

LOCK CYCLE TEST ON OVERALL COMPOSITE

A lock cycle test, Test LCT1, was completed on the Overall Composite under the conditions of Test F11 with minor changes as noted above. Separate copper, lead and zinc concentrates were produced to quantify recoveries and concentrate grades under conditions approaching steady state. The copper/lead circuit and zinc circuit test flowsheets are depicted in Figures 1 and 2 below.

Figure 1
Silver Range Project – Overall Composite Lock Cycle Test (Test LCT1)
Copper/Lead Circuit
(from SGS Lakefield)

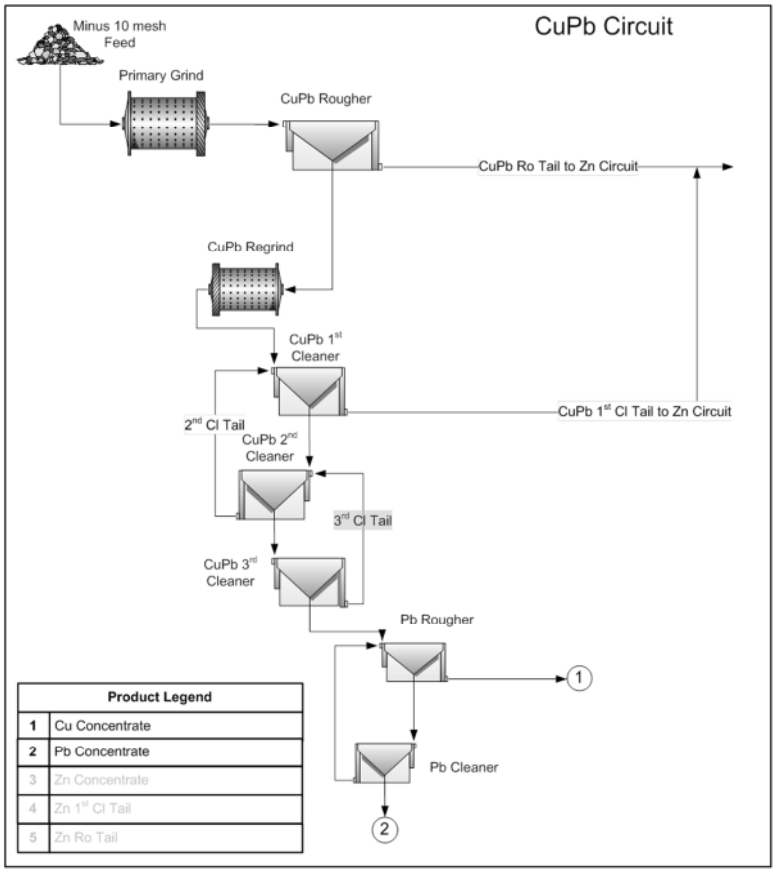

Figure 2
Silver Range Project – Overall Composite Lock Cycle Test (Test LCT1)
Zinc Circuit
(from SGS Lakefield)

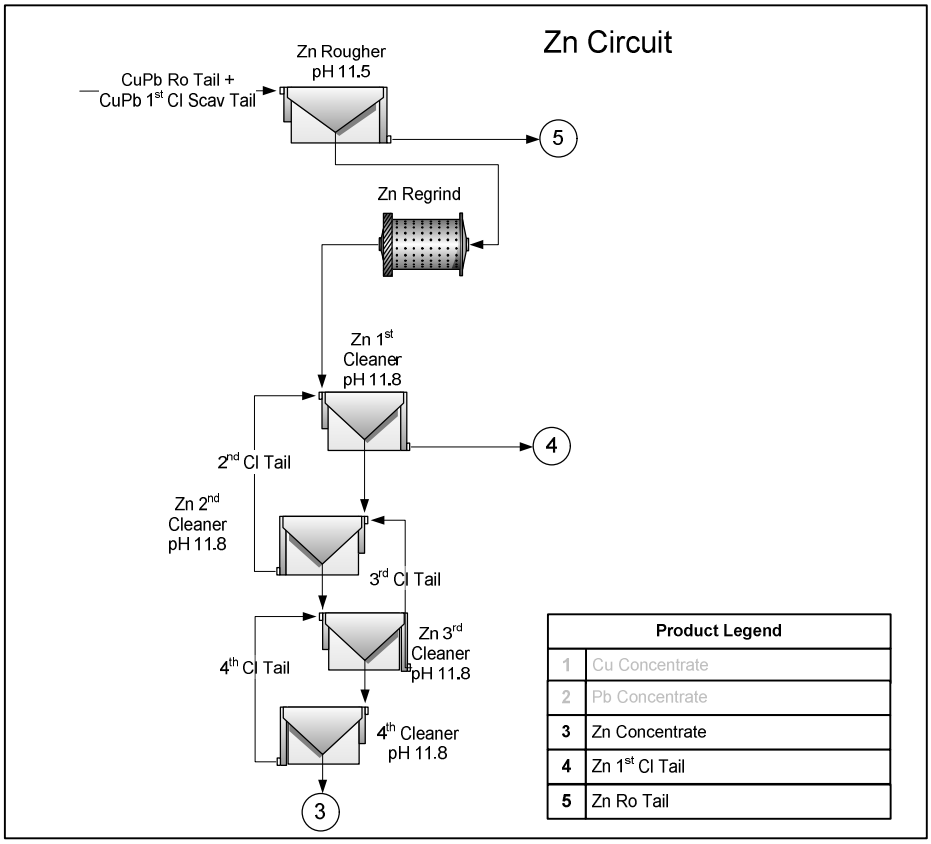

The test data sheet and detailed zinc, lead and copper results are enclosed in Appendix A. Silver, indium and tin results are pending and will be reported on in the next status report. The metallurgical projections based on the last three cycles (Cycles D to F) are summarized in Table 3 below. As noted in Figure 3, the lock cycle test was very stable in the last three cycles.

Table 3
Silver Range Resources Ltd. - Keg Main Zone Metallurgical Testwork
Metallurgical Projections from Cycles D through F of Lock Cycle Test LCT1 Conducted on Overall Composite

Product	Weight %	Assays, % or g Ag /t or g In/t						Distribution, %					
		Zn	Pb	Cu	Ag	In	Sn	Zn	Pb	Cu	Ag	In	Sn
Pb Concentrate	0.4	1.12	65.5	4.90	n/a	n/a	n/a	0.4	84.8	8.1	n/a	n/a	n/a
Cu Concentrate	0.6	3.85	2.65	28.8	n/a	n/a	n/a	1.9	5.1	71.4	n/a	n/a	n/a
Zn Concentrate	2.3	47.5	0.53	0.91	n/a	n/a	n/a	85.2	3.8	8.4	n/a	n/a	n/a
Zn 1st Cleaner Tail	4.5	2.73	0.01	0.26	n/a	n/a	n/a	9.5	0.2	4.6	n/a	n/a	n/a
Zn Rougher Tail	92.1	0.04	0.02	0.02	n/a	n/a	n/a	3.1	6.1	7.5	n/a	n/a	n/a
Calculated Head		1.31	0.33	0.25	n/a	n/a	n/a						
Assay Head		1.36	0.31	0.27	41.6	11.4	0.040						

Figure 3
Silver Range Project – Overall Composite Lock Cycle Test (Test LCT1)
Test Stability Check
(from SGS Lakefield)

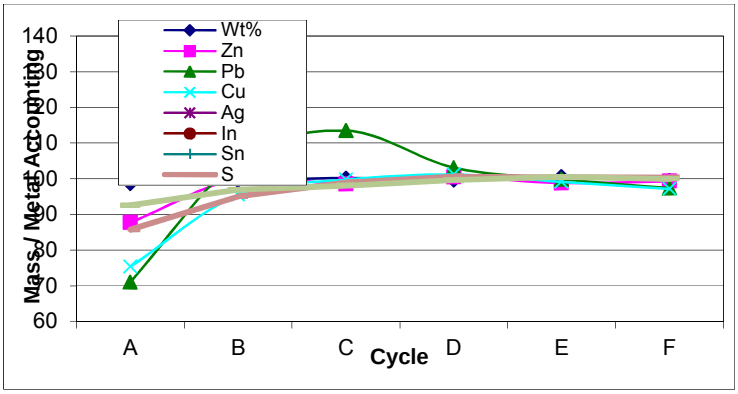

Lead recovery was 84.8% to a lead concentrate assaying 65.5% Pb. If the lead cleaner grade is lowered to, say, 55% Pb by just producing a lead rougher concentrate the lead recovery would go up but the copper grade in the lead concentrate would increase and which in turn would decrease the amount of copper reporting to the copper concentrate.

Copper recovery was 71.4% to a copper concentrate assaying 28.8% Cu.

Zinc recovery to a 47.5% Zn concentrate was 85.2%. As noted above a fifth cleaning stage will be tested in an open cycle test to try and achieve a target zinc concentrate grade of 50% Zn, which in turn would drop the recovery somewhat.

VARIABILITY BATCH FLOTATION TESTS

The six variability composites were submitted to a single batch flotation test using the conditions of Test F11. Results available to date are presented below. Test data sheets are enclosed in Appendix A.

Composite A

The available results of the test completed on Composite A are summarized in Table 4 below. Because of insufficient sample weight, silver assays for Pb Cleaner Tail and CuPb 3rd Cl Tail had to be estimated to complete the silver balance for the test.

Table 4
Silver Range Resources Ltd. - Keg Main Zone Metallurgical Testwork
Cleaner Flotation Test F12 on Composite A

Product	Wt %	%				g/t		% Distribution					
		Zn	Pb	Cu	Sn	Ag	In	Zn	Pb	Cu	Sn	Ag	In
Test No. F12- Composite A (Calc. Head:0.66% Zn, 0.60% Pb, 0.18% Cu, 72.6 g Ag/t)													
CuPb 3rd Cln Con	1.0	3.78	46.3	11.9	n/a	5539	n/a	5.9	79.3	68.5	n/a	78.8	n/a
Pb Rougher Con	0.7	2.28	62.9	6.7	n/a	7170	n/a	2.5	76.8	27.3	n/a	72.8	n/a
Pb Cleaner Con	0.6	1.51	72.2	3.6	n/a	8084	n/a	1.4	74.9	12.7	n/a	69.7	n/a
Cu Con	0.4	7.28	6.5	24.6	n/a	1626	n/a	4.5	4.4	55.8	n/a	9.1	n/a
Zn Rougher Con	4.9	10.9	0.66	0.403	n/a	136	n/a	81.4	5.4	11.1	n/a	9.2	n/a
Zn 4th Cln Con	1.4	37.3	2.09	1.01	n/a	372	n/a	76.6	4.7	7.6	n/a	7.0	n/a
Zn Rougher Tails	93.7	0.063	0.076	0.025	n/a	5.8	n/a	8.9	11.8	13.0	n/a	7.5	n/a

Composite B

The available results of the test completed on Composite B are summarized in Table 5 below. Because of insufficient sample weight, zinc, lead and copper assays for CuPb 2nd Cl Tail and CuPb 3rd Cl Tail had to be estimated to complete the balance for these three elements.

Table 5
Silver Range Resources Ltd. - Keg Main Zone Metallurgical Testwork
Cleaner Flotation Test F13 on Composite B

Product	Wt %	%				g/t		% Distribution					
		Zn	Pb	Cu	Sn	Ag	In	Zn	Pb	Cu	Sn	Ag	In
Test No. F13- Composite B (Calc. Head:2.40% Zn, 0.35% Pb, 0.62% Cu)													
CuPb 3rd Cln Con	1.6	1.47	16.3	25.3	n/a	n/a	n/a	1.0	74.5	65.8	n/a	n/a	n/a
Pb Rougher Con	0.4	1.09	52.1	10.0	n/a	n/a	n/a	0.2	66.8	7.3	n/a	n/a	n/a
Pb Cleaner Con	0.3	0.61	73.1	2.0	n/a	n/a	n/a	0.1	58.3	0.9	n/a	n/a	n/a
Cu Con	1.3	1.65	4.3	30.3	n/a	n/a	n/a	0.9	16.2	64.9	n/a	n/a	n/a
Zn Rougher Con	10.4	22.0	0.24	1.59	n/a	114	n/a	95.7	7.0	26.9	n/a	n/a	n/a
Zn 4th Cln Con	4.0	46.3	0.44	3.23	n/a	201	n/a	76.4	5.0	20.7	n/a	n/a	n/a
Zn Rougher Tails	87.6	0.056	0.043	0.030	n/a	6.4	n/a	2.0	10.7	4.3	n/a	n/a	n/a

Composite C

The available results of the test completed on Composite C are summarized in Table 6 below. Because of insufficient sample weight, silver assays for Pb Cleaner Con, Pb Cleaner Tail and CuPb 3rd Cl Tail had to be estimated to complete the silver balance.

Table 6
Silver Range Resources Ltd. - Keg Main Zone Metallurgical Testwork
Cleaner Flotation Test F14 on Composite C

Product	Wt %	%				g/t		% Distribution					
		Zn	Pb	Cu	Sn	Ag	In	Zn	Pb	Cu	Sn	Ag	In
Test No. F14- Composite C (Calc. Head:1.56% Zn, 0.30% Pb, 0.30% Cu, 44.5 g Ag/t)													
CuPb 3rd Cln Con	1.1	2.30	24.7	20.7	n/a	3394	n/a	1.6	88.6	74.9	n/a	82.5	n/a
Pb Rougher Con	0.5	1.31	50.0	11.2	n/a	5841	n/a	0.4	79.8	18.0	n/a	63.3	n/a
Pb Cleaner Con	0.3	0.81	69.4	3.9	n/a	7800	n/a	0.2	76.3	4.4	n/a	58.2	n/a
Cu Con	0.7	2.96	4.93	28.2	n/a	1440	n/a	1.4	12.2	70.5	n/a	24.2	n/a
Zn Rougher Con	8.4	17.6	0.15	0.45	n/a	147	n/a	94.2	4.3	12.6	n/a	9.5	n/a
Zn 4th Cln Con	4.0	35.9	0.31	0.57	n/a	73.3	n/a	91.4	4.1	7.6	n/a	6.6	n/a
Zn Rougher Tails	90.3	0.052	0.018	0.026	n/a	3.1	n/a	3.0	5.4	7.9	n/a	6.3	n/a

Composite D

The available results of the test completed on Composite D are summarized in Table 7 below. Because of insufficient sample weight, silver and indium assays for Pb Cleaner Con, Pb Cleaner Tail, Pb Ro Tail, CuPb 2nd Cl Tail and CuPb 3rd Cl Tail had to be estimated to complete the balance for these two elements.

Table 7
Silver Range Resources Ltd. - Keg Main Zone Metallurgical Testwork
Cleaner Flotation Test F15 on Composite D

Product	Wt %	%				g/t		% Distribution					
		Zn	Pb	Cu	Sn	Ag	In	Zn	Pb	Cu	Sn	Ag	In
Test No. F15- Composite D (Calc. Head:0.91% Zn, 0.25% Pb, 0.11% Cu, 32.2 g Ag/t, 12.6 g In/t)													
CuPb 3rd Cln Con	0.5	1.48	43.0	13.1	n/a	4845	60	0.8	82.6	58.2	n/a	72.7	2.3
Pb Rougher Con	0.3	0.88	60.2	6.2	n/a	6820	36	0.3	72.7	17.4	n/a	64.4	0.9
Pb Cleaner Con	0.2	0.59	69.6	2.7	n/a	8000	20	0.2	67.5	6.0	n/a	60.6	0.4
Cu Con	0.2	2.39	15.8	23.8	n/a	1625	100	0.6	15.0	52.2	n/a	12.1	1.9
Zn Rougher Con	7.9	11.0	0.32	0.39	n/a	73	97	95.0	10.1	28.1	n/a	60.9	60.9
Zn 4th Cln Con	3.9	21.8	0.57	0.65	n/a	114	191	92.1	8.7	23.0	n/a	13.7	58.4
Zn Rougher Tails	91.5	0.030	0.011	0.010	n/a	2.8	5	3.0	4.0	8.4	n/a	8.0	36.3

Composite E

The available results of the test completed on Composite E are summarized in Table 8 below. Because of insufficient sample weight, zinc, lead and copper assays for CuPb 3rd Cl Tail had to be estimated to complete the balance for these three elements.

Table 8
Silver Range Resources Ltd. - Keg Main Zone Metallurgical Testwork
Cleaner Flotation Test F16 on Composite E

Product	Wt %	%				g/t		% Distribution					
		Zn	Pb	Cu	Sn	Ag	In	Zn	Pb	Cu	Sn	Ag	In
Test No. F16- Composite E (Calc. Head: 1.33% Zn, 0.12% Pb, 0.19% Cu)													
CuPb 3rd Cln Con	0.5	1.37	18.5	21.2	n/a	n/a	n/a	0.5	81.2	58.3	n/a	n/a	n/a
Pb Rougher Con	0.2	0.99	46.6	10.8	n/a	n/a	n/a	0.1	67.7	9.8	n/a	n/a	n/a
Pb Cleaner Con	0.1	0.69	66.0	2.4	n/a	n/a	n/a	0.1	60.7	1.4	n/a	n/a	n/a
Cu Con	0.4	1.55	5.93	26.2	n/a	n/a	n/a	0.5	20.5	56.9	n/a	n/a	n/a
Zn Rougher Con	7.5	16.9	0.16	0.48	n/a	n/a	n/a	95.4	10.3	19.4	n/a	n/a	n/a
Zn 4th Cln Con	2.7	43.3	0.36	0.96	n/a	n/a	n/a	87.9	8.4	14.0	n/a	n/a	n/a
Zn Rougher Tails	91.9	0.046	0.005	0.032	n/a	n/a	n/a	3.2	4.0	15.8	n/a	n/a	n/a

Composite F

The available results of the test completed on Composite F, for zinc, lead and copper, are summarized in Table 9 below.

Table 9
Silver Range Resources Ltd. - Keg Main Zone Metallurgical Testwork
Cleaner Flotation Test F17 on Composite F

Product	Wt	%				g/t		% Distribution					
	%	Zn	Pb	Cu	Sn	Ag	In	Zn	Pb	Cu	Sn	Ag	In
Test No. F17- Composite F (Calc. Head: 1.12% Zn, 0.28% Pb, 0.20% Cu)													
CuPb 3rd Cln Con	0.8	2.64	31.1	17.5	n/a	n/a	n/a	1.8	84.6	68.7	n/a	n/a	n/a
Pb Rougher Con	0.4	1.67	54.1	8.5	n/a	n/a	n/a	0.6	80.0	18.0	n/a	n/a	n/a
Pb Cleaner Con	0.3	1.02	68.7	3.0	n/a	n/a	n/a	0.3	77.0	4.8	n/a	n/a	n/a
Cu Con	0.5	3.78	4.77	27.7	n/a	n/a	n/a	1.5	7.6	63.9	n/a	n/a	n/a
Zn Rougher Con	7.4	14.0	0.27	0.44	n/a	n/a	n/a	92.9	7.1	16.5	n/a	n/a	n/a
Zn 4th Cln Con	2.4	42.0	0.77	0.95	n/a	n/a	n/a	89.0	6.4	11.4	n/a	n/a	n/a
Zn Rougher Tails	91.6	0.042	0.010	0.015	n/a	n/a	n/a	3.4	3.2	7.0	n/a	n/a	n/a

Comparison of Batch Test Results

A comparison of the batch test results on the six composites was completed by plotting head grade against open cycle batch test recovery (these recovery values do not include any of the recycle products, net overall recoveries will be established by running lock cycle tests which are underway) and against grade in concentrate. The data used for this comparison is summarized in Table 10 below.

Table 10
Silver Range Resources Ltd. - Keg Main Zone Metallurgical Testwork
Comparison of Batch Test Results on Variability Composites

	Head Grade, %			Zn 4th Cl Con		Pb Cl Con		Cu Con	
Comp.	Zn	Pb	Cu	% Zn	% Zn Rec.	% Pb	% Pb Rec.	% Cu	% Cu Rec.
A	0.66	0.60	0.18	37.3	76.6	72.2	74.9	24.6	55.8
B	2.40	0.35	0.62	46.3	76.4	73.1	58.3	30.3	64.9
C	1.56	0.30	0.30	35.9	91.4	69.4	76.3	28.2	70.5
D	0.91	0.25	0.11	21.8	92.1	69.6	67.5	23.8	52.2
E	1.33	0.12	0.19	43.3	87.9	66.0	60.7	26.2	56.9
F	1.12	0.28	0.20	42.0	89.0	68.7	77.0	27.7	63.9

As seen in the graphs depicted in Figures 4 to 9 below, there is no direct correlation between head grade and recovery and grade in concentrate for zinc and lead which implies that there are other (mineralogical) factors affecting recovery and deportment of zinc and lead to concentrate. Copper on the other hand generally shows increasing recovery and copper grade to copper concentrate with increasing head grade.

Figure 4
Silver Range Project – Keg Main Zone Variability Batch Tests
Zinc Recovery to Zn 4th Cleaner Concentrate vs % Zn Head Grade

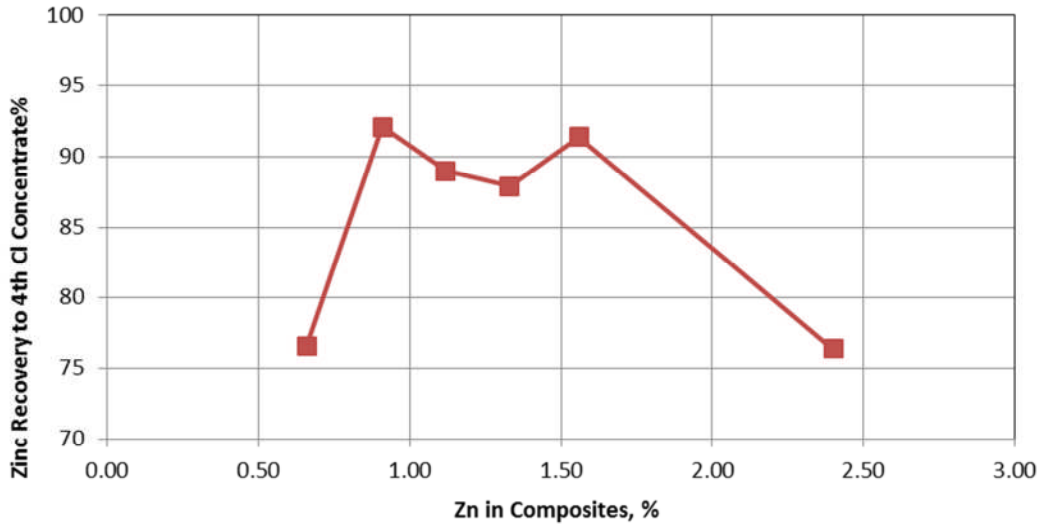

Figure 5
Silver Range Project – Keg Main Zone Variability Batch Tests
Zinc Grade in Zn 4th Cleaner Concentrate vs % Zn Head Grade

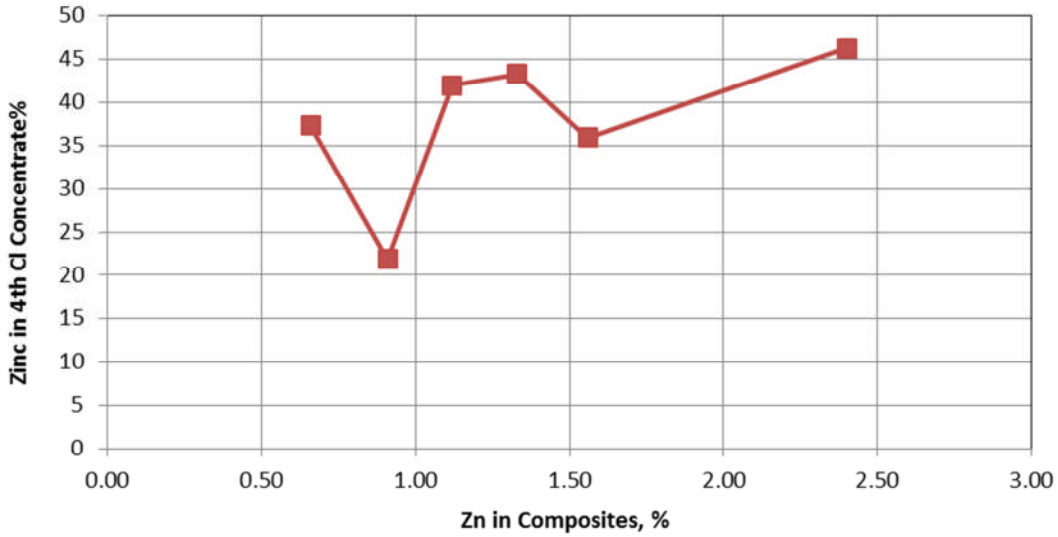

Figure 6
Silver Range Project – Keg Main Zone Variability Batch Tests
Lead Recovery to Pb Cleaner Concentrate vs % Pb Head Grade

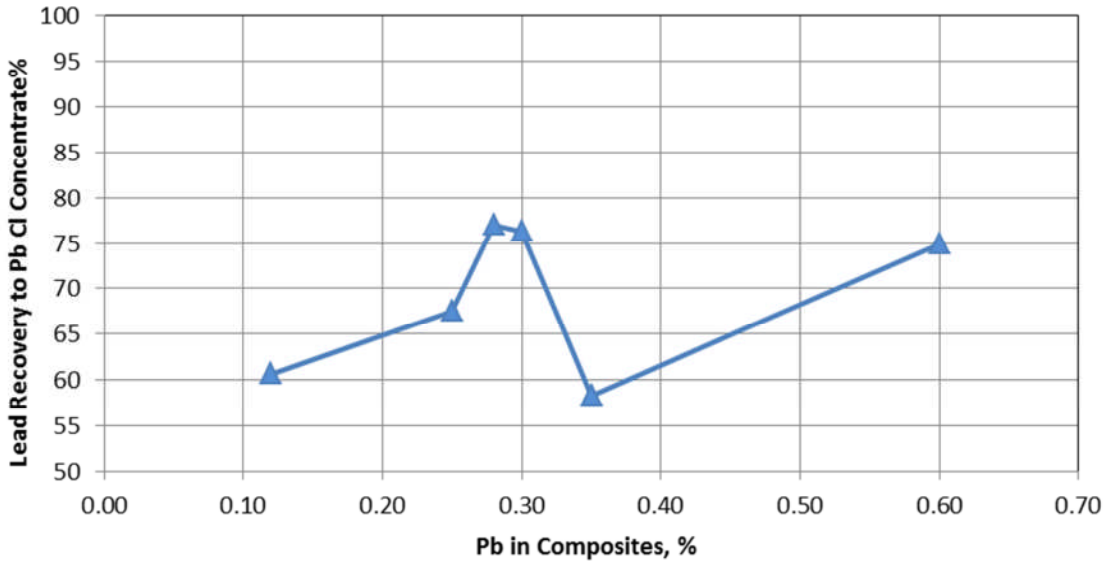

Figure 7
Silver Range Project – Keg Main Zone Variability Batch Tests
Lead Grade in Pb Cleaner Concentrate vs % Pb Head Grade

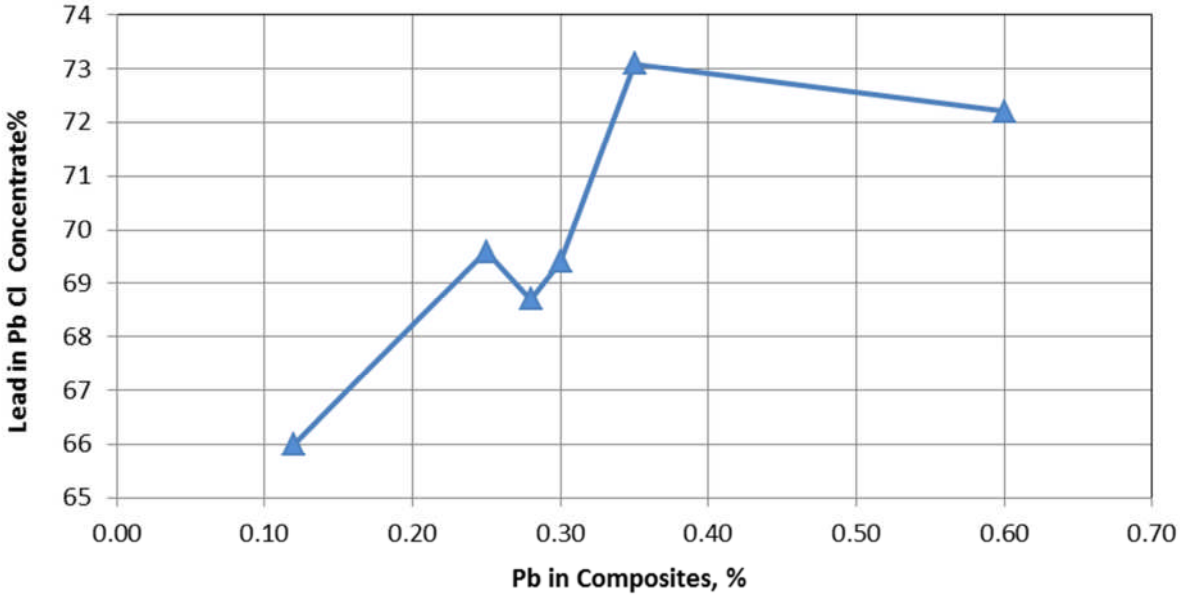

Figure 8
Silver Range Project – Keg Main Zone Variability Batch Tests
Copper Recovery to Cu Concentrate vs % Cu Head Grade

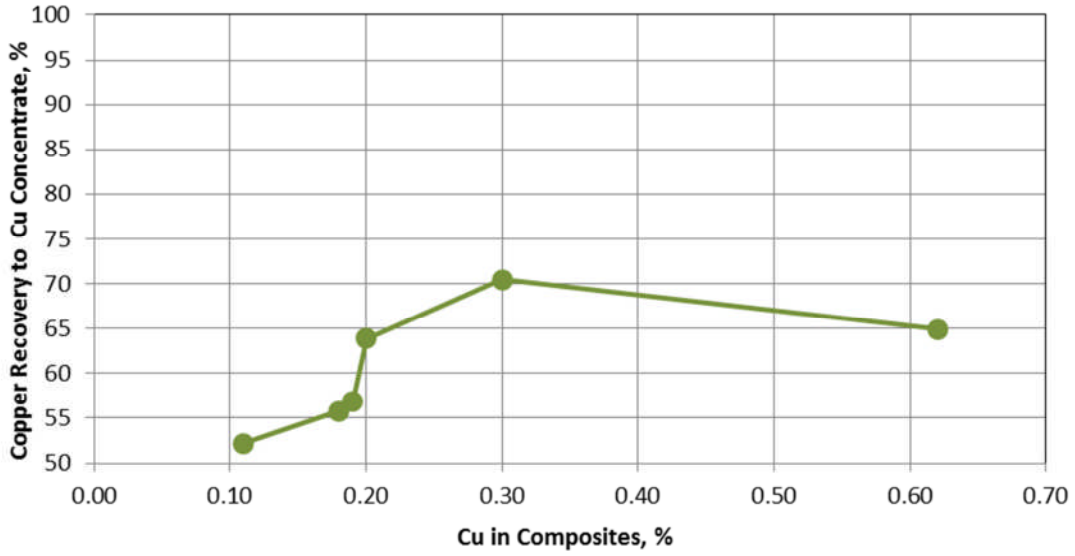

Figure 9
Silver Range Project – Keg Main Zone Variability Batch Tests
Copper Grade in Cu Concentrate vs % Cu Head Grade

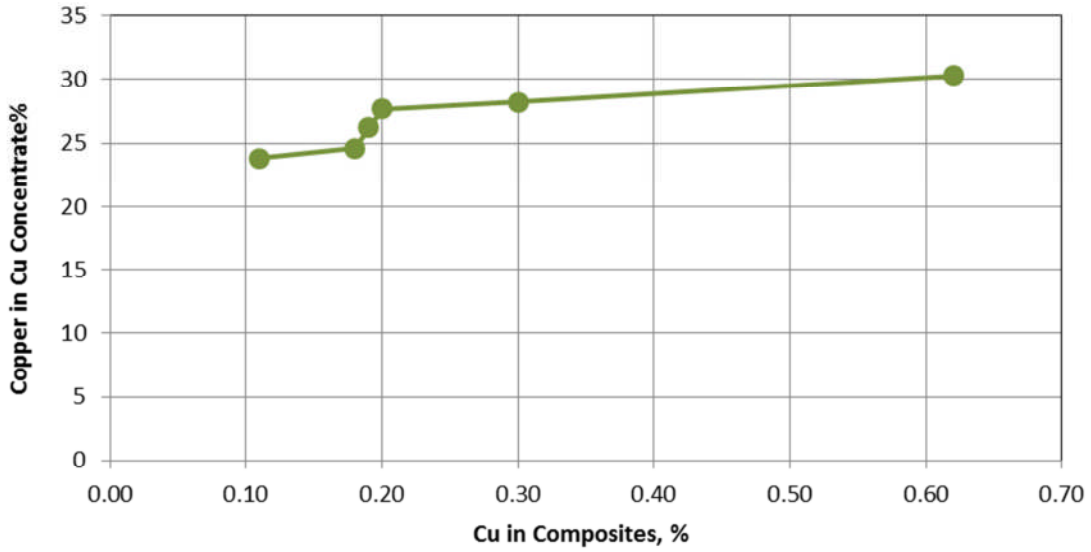

VARIABILITY LOCK CYCLE FLOTATION TESTS

The six variability composites are being submitted to a lock cycle test flotation test using the conditions of Test LCT1, the lock cycle test on the Overall Composite. Results will be reported when available.

ON-GOING TESTWORK

The following on-going testwork is planned:

- Reporting of QEMSCAN mineralogical examination of the Overall Composite.
- Batch test on a 10 kg sample of the Overall Composite to test a fifth zinc cleaner and to generate sufficient material for assay of all test products.
- Lock cycle tests on the six variability composites, Composites A to F.
- Detailed elemental analysis of final concentrate products.
- Tailings physical and chemical characterization including:
    - Specific gravity and particle size distribution.
    - Acid Base Accounting (ABA) and Net Acid Generation Potential (NAG).
    - Detailed ICP-OES/MS analysis of tailings solids and liquid.
    - Tailings aging tests with analysis of tailings supernatant at 3, 7, 14, 28 and 56 days.
    - Toxicity LC50 testing (rainbow trout and daphnia magna).
    - Tailings settling tests and rheology measurements.

Yours truly;
MELIS ENGINEERING LTD.

Bruce C. Fielder, P.Eng.
Principal Process Engineer

Lawrence A. Melis, P.Eng.
President

APPENDIX A

SILVER RANGE KEG MAIN ZONE METALLURGICAL TESTWORK

SGS-LAKEFIELD TEST DATA SHEETS

Test No.:	F10			**Project No.**:	13589-001			**Operator**:	CC			**Date**:	June 27th 2012						
Purpose:	As F9B, add NaCN to regrind																		
	Zn cleaner, no Sn flotation																		
Procedure:	As outlined below.																		
				50244-001															
Feed:	2 x 2 kg of minus 10 mesh			Overall Comp				(location in a drum on a skid in the freezer)											
Primary Grind:	30	minutes / 2 kg @ 65% solids in laboratory ball mill (BM#1).										P80 =	100	µm					
CuPb Regrind	10	minutes / 2 x CuPb Ro Conc 1-3 @ 65% solids in laboratory pebble mill.										P80 =	33	µm					
Zn Regrind	10	minutes / 1 x Zn Ro Conc 1-3 @ 65% solids in laboratory pebble mill.										P80 =	23	µm					

Conditions:

	Reagents added, grams per tonne							Time, minutes				
Stage	$Ca(OH)_2$	$ZnSO_4$	3418A	$CuSO_4$	5100	NaCN	MIBC	Grind	Cond.	Froth	pH	Ep (mV)
Grind (BM#1)	200	-	-	-	-	-	-	30			7.6	-60
CuPb Rougher (Based on 4kg of Feed)												
Aeration	-	-	-	-	-	-	-		5		8.2	+20
CuPb Rougher 1	270	-	5	-	-	-	12.5		1	1	9.5	0
CuPb Rougher 2	-	-	2.5	-	-	-	5		1	2	9.2	+20
CuPb Rougher 3	-	-	2.5	-	-	-	5		1	3	9.0	+20
CuPb Cleaner (Based on 4Kg CuPb Rougher concentrates)												
Regrind (PM)	75	75	5	-	-	25	-	10			9.6	0
CuPb 1st Cleaner	5	-	-	-	-	-	5		1	4	10.0	-20
CuPb 2nd Cleaner	12.5	-	2.5	-	-	-	5		1	3	10.0	-40
CuPb 3rd Cleaner	17.5	-	2.5	-	-	-	5		1	2	10.0	-40
CuPb Separation (CuPb 3rd Cleaner Concentrate)												
											7.8	+80
Pb Rougher 1	-	-	2.5	-	-	275	5		1	1	10.2	-400
Pb Rougher 2	-	-	-	-	-	-	-			1	10.2	-400
Pb Rougher 3	-	-	-	-	-	-	-			1	10.2	-400
Zn Rougher (CuPb Rougher + 1st Cleaner Tail per 4kg of feed)												
Condition	1750	-	-	250	-	-	-		3		11.5	-40
Zn Rougher 1	-	-	-	-	10	-	10		1	2	11.5	-40
Zn Rougher 2	-	-	-	-	10	-	5		1	2	11.1	-20
Zn Rougher 3	-	-	-	-	5	-	5		1	4	10.9	+20
Zn Cleaner (2 x Zn Ro Conc 1-3)												
Regrind	500	-	-	50	-	-	-	15			11.6	-50
Zn 1st Cleaner	50	-	-	-	5	-	5		1	5	11.8	-50
Zn 2nd Cleaner	190	-	-	-	2.5	-	5		1	4	11.8	-40
Zn 3rd Cleaner	250	-	-	-	-	-	5		1	3	11.8	-30
Total	3320	75	23	300	33	300	78	55	21	38		

* as required

Stage	Roughers	CuPb, Zn 1st Cl	CuPb, Zn 2nd-3rd Cl	Pb Rougher, Cl
Flotation Cell # 8	2000g-D1	500g-D1	500g-D1	250g-D1
Speed: rpm	1500	1500	1500	1200

Metallurgical Balance

Product	**Weight**		**Assays %, g/t**								**% Distribution**							
	g	**%**	**Zn**	**Pb**	**Cu**	**Ag**	**In**	**Sn**	**S**	**Fe**	**Zn**	**Pb**	**Cu**	**Ag**	**In**	**Sn**	**S**	**Fe**
Pb Rougher 1	17.1	0.4	1.27	55.6	9.28	5165	45	0.57	17.7	10.0	0.4	73.1	14.9	55.2	0.9	6.3	2.9	0.9
Pb Rougher 2	3.2	0.1	1.64	48.0	11.9	2500	50	0.80	19.2	12.7	0.1	11.8	3.6	5.0	0.2	1.7	0.6	0.2
Pb Rougher 3	1.6	0.0	2.55	16.5	23.5	1800	60	1.00	25.0	22.8	0.1	2.0	3.5	1.8	0.1	1.0	0.4	0.2
Pb Ro Tl (Cu Conc)	16.0	0.4	3.06	0.88	31.1	1201	158	1.96	32.0	28.2	0.9	1.1	46.8	12.0	3.0	20.2	4.8	2.3
CuPb 3rd Cl Tail	2.2	0.1	10.8	4.95	6.41	1500	60	0.80	19.0	17.4	0.4	0.8	1.3	2.1	0.2	1.1	0.4	0.2
CuPb 2nd Cl Tail	7.0	0.2	9.23	2.21	4.37	455	93	0.47	14.2	13.6	1.2	1.2	2.9	2.0	0.8	2.1	0.9	0.5
Zn 3rd Clnr Conc	164.8	4.1	30.7	0.38	1.08	110	248	0.060	33.6	30.9	92.3	4.8	16.7	11.3	49.1	6.4	52.4	26.2
Zn 3rd Clnr Tail	23.4	0.6	1.57	<0.01	0.41	38.4	15	0.044	28.1	44.3	0.7	0.0	0.9	0.6	0.4	0.7	6.2	5.3
Zn 2nd Clnr Tail	34.8	0.9	1.08	<0.01	0.38	35.5	11	0.048	16.4	26.6	0.7	0.0	1.2	0.8	0.5	1.1	5.4	4.8
Zn 1st Clnr Tail	144.8	3.6	0.33	<0.01	0.15	21.0	<10	0.040	6.05	10.8	0.9	0.1	2.0	1.9	1.7	3.7	8.3	8.1
Zn Rougher Tail	3593.1	89.6	0.036	0.018	0.018	3.30	<10	0.024	0.52	2.77	2.4	5.0	6.1	7.4	43.1	55.7	17.7	51.3
Head (calc.)	4008.0	100.0	1.37	0.32	0.27	39.9	20.8	0.039	2.64	4.84	100.0	100.0	100.0	100.0	100.0	100.0	100.0	100.0
(direct)			1.36	0.31	0.27	41.6	11.4	0.040	2.81	4.70								
Combined Products			Estimated value - Insufficient sample mass															
Pb Rougher 1		0.4	1.27	55.6	9.3	5165	45.0	0.57	17.7	10.0	0.4	73.1	14.9	55.2	0.9	6.3	2.9	0.9
Pb Rougher 1-2		0.5	1.33	54.4	9.7	4745	45.8	0.61	17.9	10.4	0.5	84.9	18.5	60.2	1.1	7.9	3.4	1.1
Pb Rougher 1-3		0.5	1.42	51.6	10.7	4530	46.8	0.64	18.5	11.3	0.6	86.9	22.0	62.0	1.2	9.0	3.8	1.3
Cu Conc (Pb Rougher Tail)		**0.4**	**3.06**	**0.9**	**31.1**	**1201**	**158**	**1.96**	**32.0**	**28.2**	**0.9**	**1.1**	**46.8**	**12.0**	**3.0**	**20.2**	**4.8**	**2.3**
CuPb 3rd Cl Conc		0.9	2.11	30.2	19.3	3124	94	1.19	24.2	18.5	1.5	88.0	68.8	74.0	4.3	29.2	8.7	3.6
CuPb 2nd Cl Conc		1.0	2.59	28.8	18.6	3035	92	1.17	23.9	18.4	1.9	88.9	70.1	76.0	4.4	30.4	9.1	3.8
CuPb 1st Cl Conc		1.2	3.57	24.9	16.5	2652	92	1.07	22.4	17.7	3.1	90.1	73.0	78.0	5.2	32.5	10.0	4.3
Zn Rougher Feed		98.8	1.34	0.033	0.073	8.9	19.9	0.026	2.40	4.69	96.9	9.9	27.0	22.0	94.8	67.5	90.0	95.7
Zn 3rd Clnr Conc		**4.1**	**30.7**	**0.38**	**1.08**	**110.0**	**248**	**0.060**	**33.6**	**30.9**	**92.3**	**4.8**	**16.7**	**11.3**	**49.1**	**6.4**	**52.4**	**26.2**
Zn 2nd Clnr Conc		4.7	27.1	0.33	1.00	101.1	219	0.058	32.9	32.6	93.0	4.8	17.6	11.9	49.5	7.0	58.6	31.6
Zn 1st Clnr Conc		5.6	23.0	0.28	0.90	90.9	187	0.056	30.3	31.6	93.7	4.9	18.9	12.7	49.9	8.1	64.0	36.4
Zn Rougher Conc		9.2	14.1	0.18	0.605	63.4	117	0.050	20.8	23.4	94.6	5.0	20.9	14.6	51.7	11.9	72.3	44.4
Zn Rougher Tail		89.6	0.036	0.018	0.018	3.3	10.0	0.024	0.52	2.77	2.4	5.0	6.1	7.4	43.1	55.7	17.7	51.3
Head (calc.)		100.0	1.37	0.32	0.265	39.9	20.8	0.039	2.64	4.84	100.0	100.0	100.0	100.0	100.0	100.0	100.0	100.0

Test No.:	F11		**Project No.**:	13589-001		**Operator**:	CC		**Date**:	July 11th 2012											
Purpose:	As F10, less NaCN with finer regrinds																				
Procedure:	As outlined below.																				
			50244-001																		
Feed:	2 x 2 kg of minus 10 mesh Overall Comp				(location in a drum on a skid in the freezer)																
Primary Grind:	30	minutes / 2 kg @ 65% solids in laboratory ball mill (BM#1).								P80 =		µm									
CuPb Regrind	20	minutes / 2 x CuPb Ro Conc 1-3 @ 65% solids in laboratory pebble mill.								P80 =	14	µm									
Zn Regrind	20	minutes / 1 x Zn Ro Conc 1-3 @ 65% solids in laboratory pebble mill.								P80 =	20	µm									

Conditions:

	Reagents added, grams per tonne							Time, minutes				
Stage	$Ca(OH)_2$	$ZnSO_4$	3418A	$CuSO_4$	5100	NaCN	MIBC	Grind	Cond.	Froth	pH	Ep (mV)
Grind (BM#1)	200	-	-	-	-	-	-	30			7.8	-40
CuPb Rougher (Based on 4kg of Feed)												
Aeration	-	-	-	-	-	-	-		5		7.8	+100
CuPb Rougher 1	313	-	5	-	-	-	12.5		1	1	9.5	+80
CuPb Rougher 2	-	-	2.5	-	-	-	5		1	2	9.2	+120
CuPb Rougher 3	-	-	2.5	-	-	-	5		1	3	9.0	+140
CuPb Cleaner (Based on 4Kg CuPb Rougher concentrates)												
Regrind (PM)	75	75	5	-	-	12.5	-	20			9.2	+100
CuPb 1st Cleaner	20	-	-	-	-	-	5		1	4	10.0	+60
CuPb 2nd Cleaner	12.5	-	2.5	-	-	-	5		1	3	10.0	+60
CuPb 3rd Cleaner	25	-	2.5	-	-	-	5		1	2	10.0	+60
CuPb Separation (CuPb 3rd Cleaner Concentrate)												
											8.0	+140
Pb Rougher 1	-	-	2.5	-	-	355	5		1	1	10.6	-380
Pb Rougher 2	-	-	-	-	-	-	-			1		
Pb Rougher 3	-	-	-	-	-	-	-			1		
Pb Cleaner (Pb Rougher Concentrate)												
Pb Cleaner	-	-	2.5	-	-	162.5	5		1	2	10.6	-380
Zn Rougher (CuPb Rougher + 1st Cleaner Tail per 4kg of feed)												
Condition	1450	-	-	250	-	-	-		3		11.5	+50
Zn Rougher 1	-	-	-	-	10	-	10		1	2	11.5	+20
Zn Rougher 2	-	-	-	-	10	-	5		1	2	11.3	+50
Zn Rougher 3	-	-	-	-	5	-	5		1	4	11.2	+75
Zn Cleaner (2 x Zn Ro Conc 1-3)												
Regrind	500	-	-	50	-	-	-	20			11.5	+20
Zn 1st Cleaner	20	-	-	-	5	-	5		1	5	11.8	0
Zn 2nd Cleaner	168	-	-	-	5	-	5		1	4	11.8	+10
Zn 3rd Cleaner	250	-	-	-	2.5	-	5		1	3	11.8	+20
Zn 4th Cleaner	250	-	-	-	-	-	5		1	3	11.8	+20
Total	3283	75	25	300	38	530	88	70	23	43		

* as required

Stage	Roughers	CuPb, Zn 1st Cl	CuPb, Zn 2nd-3rd Cl	Pb Rougher, Cl
Flotation Cell # 8	2000g-D2	500g-D1	500g-D1	250g-D1
Speed: rpm	1500	1500	1500	1200

Metallurgical Balance

Product	**Weight**		**Assays %, g/t**								**% Distribution**							
	g	**%**	**Zn**	**Pb**	**Cu**	**Ag**	**In**	**Sn**	**S**	**Fe**	**Zn**	**Pb**	**Cu**	**Ag**	**In**	**Sn**	**S**	**Fe**
Pb Cleaner Conc	14.2	0.4	0.76	67.9	4.00	nss	nss	0.36	14.0	4.7	0.2	72.7	5.7	-	-	3.2	1.8	-
Pb Cleaner Tail	5.7	0.1	2.61	14.1	24.1	nss	nss	1.00	27.8	22.6	0.3	6.1	13.8	-	-	3.6	1.4	-
Pb Ro Tl (Cu Conc)	20.9	0.5	3.77	3.88	27.9	nss	< 50	2.04	31.4	25.5	1.5	6.1	58.5	-	-	26.8	6.0	-
CuPb 3rd Cl Tail	1.1	0.0	11.0	4.00	6.00	nss	nss	0.80	17.9	nss	0.2	0.3	0.7	-	-	0.6	0.2	-
CuPb 2nd Cl Tail	4.0	0.1	10.1	2.13	5.17	nss	nss	0.40	16.5	14.0	0.8	0.6	2.1	-	-	1.0	0.6	-
Zn 4th Clnr Conc	115.9	2.9	41.0	0.54	0.69	110	329	0.080	33.9	20.1	89.9	4.7	8.0	-	-	5.8	35.9	-
Zn 4th Clnr Tail	8.3	0.2	3.30	0.17	0.48	69.3	< 50	0.038	33.8	45.6	0.5	0.1	0.4	-	-	0.2	2.6	-
Zn 3rd Clnr Tail	19.6	0.5	2.58	0.18	0.49	55.1	< 50	0.051	30.2	44.9	1.0	0.3	1.0	-	-	0.6	5.4	-
Zn 2nd Clnr Tail	34.1	0.9	1.25	0.12	0.36	36.8	< 50	0.037	22.4	33.8	0.8	0.3	1.2	-	-	0.8	7.0	-
Zn 1st Clnr Tail	141.6	3.5	0.43	0.08	0.15	21.2	< 50	0.030	14.8	23.5	1.2	0.8	2.1	-	-	2.7	19.2	-
Zn Rougher Tail	3634.2	90.9	0.053	0.029	0.018	3.30	< 50	0.024	0.60	2.88	3.6	7.9	6.6	-	-	54.8	19.9	-
Head (calc.)	3999.6	100.0	1.32	0.33	0.25	-	-	0.040	2.74	-	100.0	100.0	100.0	-	-	100.0	100.0	-
(direct)			1.36	0.31	0.27	41.6	11.4	0.040	2.81	4.70								
Combined Products			Estimated value - Insufficient sample mass															
Pb Cleaner Conc		0.4	0.76	67.9	4.0	-	-	0.36	14.0	4.7	0.2	72.7	5.7	-	-	3.2	1.8	-
Pb Rougher Conc		0.5	1.29	52.5	9.8	-	-	0.54	18.0	9.8	0.5	78.7	19.5	-	-	6.8	3.3	-
Cu Conc (Pb Ro + Pb Cl Tail)		**0.7**	**3.52**	**6.1**	**27.1**	**-**	**-**	**1.82**	**30.6**	**24.9**	**1.8**	**12.2**	**72.3**	**-**	**-**	**30.4**	**7.4**	**-**
CuPb 3rd Cl Conc		1.0	2.56	27.6	19.1	-	-	1.31	24.8	17.9	2.0	84.9	78.0	-	-	33.6	9.3	-
CuPb 2nd Cl Conc		1.0	2.78	27.0	18.7	-	-	1.30	24.7	-	2.2	85.2	78.6	-	-	34.1	9.4	-
CuPb 1st Cl Conc		1.1	3.42	24.8	17.5	-	-	1.22	23.9	-	3.0	85.8	80.7	-	-	35.1	10.0	-
Zn Rougher Feed		98.9	1.30	0.048	0.049	7.8	-	0.026	2.49	4.69	97.0	14.2	19.3	-	-	64.9	90.0	-
Zn 4th Clnr Conc		**2.9**	**41.0**	**0.54**	**0.69**	**110.0**	**329**	**0.080**	**33.9**	**20.1**	**89.9**	**4.7**	**8.0**	**-**	**-**	**5.8**	**35.9**	**-**
Zn 3rd Clnr Conc		3.1	38.5	0.52	0.68	107.3	-	0.077	33.9	21.8	90.5	4.8	8.4	-	-	6.0	38.5	-
Zn 2nd Clnr Conc		3.6	33.6	0.47	0.65	100.2	-	0.074	33.4	25.0	91.4	5.1	9.4	-	-	6.6	43.9	-
Zn 1st Clnr Conc		4.4	27.4	0.40	0.59	88.0	-	0.067	31.3	26.6	92.2	5.4	10.6	-	-	7.4	50.9	-
Zn Rougher Conc		8.0	15.4	0.26	0.398	58.4	-	0.050	24.0	25.3	93.4	6.2	12.7	-	-	10.1	70.0	-
Zn Rougher Tail		90.9	0.053	0.029	0.018	3.3	-	0.024	0.60	2.88	3.6	7.9	6.6	-	-	54.8	19.9	-
Head (calc.)		100.0	1.32	0.33	0.249	-	-	0.040	2.74	-	100.0	100.0	100.0	-	-	100.0	100.0	-

Test No.:	F12		**Project No.:**	13589-001		**Operator:**	CC/TM		**Date:**										
Purpose:	As F11 on variability composites																		
Procedure:	As outlined below.																		
				50244-001															
Feed:	2 x 2 kg of minus 10 mesh			Comp A	(location in a drum on a skid in the freezer)														
Primary Grind:	30	minutes / 2 kg @ 65% solids in laboratory ball mill (BM#1).								P80 =		µm							
CuPb Regrind	20	minutes / 2 x CuPb Ro Conc 1-3 @ 65% solids in laboratory pebble mill.								P80 =	22	µm							
Zn Regrind	15	minutes / 2 x Zn Ro Conc 1-3 @ 65% solids in laboratory pebble mill.								P80 =	17	µm							

Conditions:

	Reagents added, grams per tonne							Time, minutes				
Stage	$Ca(OH)_2$	$ZnSO_4$	3418A	$CuSO_4$	5100	NaCN	MIBC	Grind	Cond.	Froth	pH	Ep (mV)
Grind (BM#1)	200	-	-	-	-	-	-	30			7.6	+60
CuPb Rougher (Based on 4kg of Feed)												
Aeration	-	-	-	-	-	-	-		5		7.8	+100
CuPb Rougher 1	338	-	5	-	-	-	12.5		1	1	9.5	+80
CuPb Rougher 2	-	-	2.5	-	-	-	5		1	2	9.0	+100
CuPb Rougher 3	-	-	2.5	-	-	-	5		1	3	8.9	+100
CuPb Cleaner (Based on 4Kg CuPb Rougher concentrates)												
Regrind (PM)	75	75	5	-	-	12.5	-	20			8.7	+120
CuPb 1st Cleaner	30	-	-	-	-	-	5		1	4	10.0	+60
CuPb 2nd Cleaner	42.5	-	2.5	-	-	-	7.5		1	3	10.0	+60
CuPb 3rd Cleaner	15	-	2.5	-	-	-	7.5		1	2	10.0	+20
CuPb Separation (CuPb 3rd Cleaner Concentrate)												
											8.0	+140
Pb Rougher	-	-	2.5	-	-	355	5		1	5	10.6	-350
Pb Cleaner (Pb Rougher Concentrate)												
Pb Cleaner	-	-	2.5	-	-	225	5		1	3	10.6	-350
Zn Rougher (CuPb Rougher + 1st Cleaner Tail per 4kg of feed)												
Condition	1650	-	-	150	-	-	-		3		11.5	+50
Zn Rougher 1	-	-	-	-	5	-	10		1	2	11.5	+20
Zn Rougher 2	-	-	-	-	5	-	5		1	2	11.3	+40
Zn Rougher 3	-	-	-	-	5	-	5		1	4	11.1	+75
Zn Cleaner (2 x Zn Ro Conc 1-3)												
Regrind	500	-	-	30	-	-	-	15			11.8	-100
Zn 1st Cleaner		-	-	-	5	-	5		1	5	11.8	-100
Zn 2nd Cleaner	276	-	-	-	-	-	5		1	4	11.8	-100
Zn 3rd Cleaner	133	-	-	-	-	-	5		1	3	11.8	-50
Zn 4th Cleaner	135	-	-	-	-	-	5		1	3	11.8	-50
Total	3394	75	25	180	20	593	93	65	23	46		

* as required

Stage	Roughers	CuPb 1st Clnr	Cu/Pb 2nd & 3rd Cl	Zn 1st to 4th Cl	Pb Rougher, Cl
Flotation Cell # 8	2000g-D2	500g-D1	250g-D1	500g-D1	250g-D1
Speed: rpm	1500	1500	1500	1500	1200

Metallurgical Balance

Product	**Weight**		**Assays %, g/t**								**% Distribution**							
	g	**%**	**Zn**	**Pb**	**Cu**	**Ag**	**In**	**Sn**	**S**	**Fe**	**Zn**	**Pb**	**Cu**	**Ag**	**In**	**Sn**	**S**	**Fe**
Pb Cleaner Conc	24.9	0.6	1.51	72.2	3.64	8084					1.4	74.9	12.7	69.7	#DIV/0!	#DIV/0!	#DIV/0!	#DIV/0!
Pb Cleaner Tail	4.4	0.1	6.65	10.2	23.7	2000					1.1	1.9	14.6	3.0	#DIV/0!	#DIV/0!	#DIV/0!	#DIV/0!
Pb Ro Tl (Cu Conc)	11.8	0.3	7.51	5.11	25.0	1487					3.4	2.5	41.2	6.1	#DIV/0!	#DIV/0!	#DIV/0!	#DIV/0!
CuPb 3rd Cl Tail	1.6	0.0	9.52	13.0	8.68	1250					0.6	0.9	1.9	0.7	#DIV/0!	#DIV/0!	#DIV/0!	#DIV/0!
CuPb 2nd Cl Tail	9.7	0.2	8.47	6.49	4.03	1110					3.1	2.6	5.5	3.7	#DIV/0!	#DIV/0!	#DIV/0!	#DIV/0!
Zn 4th Clnr Conc	54.0	1.4	37.3	2.09	1.01	372					76.6	4.7	7.6	7.0	#DIV/0!	#DIV/0!	#DIV/0!	#DIV/0!
Zn 4th Clnr Tail	5.5	0.1	7.27	0.74	0.53	154					1.5	0.2	0.4	0.3	#DIV/0!	#DIV/0!	#DIV/0!	#DIV/0!
Zn 3rd Clnr Tail	8.0	0.2	4.28	0.52	0.47	131					1.3	0.2	0.5	0.4	#DIV/0!	#DIV/0!	#DIV/0!	#DIV/0!
Zn 2nd Clnr Tail	18.7	0.5	1.30	0.20	0.37	97.8					0.9	0.2	1.0	0.6	#DIV/0!	#DIV/0!	#DIV/0!	#DIV/0!
Zn 1st Clnr Tail	110.3	2.8	0.25	0.05	0.10	26.2					1.0	0.2	1.5	1.0	#DIV/0!	#DIV/0!	#DIV/0!	#DIV/0!
Zn Rougher Tail	3727.1	93.7	0.063	0.076	0.025	5.80					8.9	11.8	13.0	7.5	#DIV/0!	#DIV/0!	#DIV/0!	#DIV/0!
Head (calc.)	3976.0	100.0	0.66	0.60	0.18	72.6	0.0	0.000	0.00	0.00	100.0	100.0	100.0	100.0	#DIV/0!	#DIV/0!	#DIV/0!	#DIV/0!
(direct)			0.69	0.62	0.18	89.1	1.7	0.077	1.83	3.20								
Combined Products			Estimated value - Insufficient sample mass															
Pb Cleaner Conc		**0.6**	**1.51**	**72.2**	**3.6**	**8084**	**0.0**	**0.00**	**0.0**	**0.0**	**1.4**	**74.9**	**12.7**	**69.7**	**#DIV/0!**	**#DIV/0!**	**#DIV/0!**	**#DIV/0!**
Pb Rougher Conc		0.7	2.28	62.9	6.7	7170	0.0	0.00	0.0	0.0	2.5	76.8	27.3	72.8	#DIV/0!	#DIV/0!	#DIV/0!	#DIV/0!
Cu Conc (Pb Ro + Pb Cl Tail)		**0.4**	**7.28**	**6.5**	**24.6**	**1626**	**0**	**0.00**	**0.0**	**0.0**	**4.5**	**4.4**	**55.8**	**9.1**	**#DIV/0!**	**#DIV/0!**	**#DIV/0!**	**#DIV/0!**
CuPb 3rd Cl Conc		1.0	3.78	46.3	11.9	5539	0	0.00	0.0	0.0	5.9	79.3	68.5	78.8	#DIV/0!	#DIV/0!	#DIV/0!	#DIV/0!
CuPb 2nd Cl Conc		1.1	4.00	45.1	11.8	5378	0	0.00	0.0	0.0	6.5	80.2	70.4	79.5	#DIV/0!	#DIV/0!	#DIV/0!	#DIV/0!
CuPb 1st Cl Conc		1.3	4.83	37.9	10.4	4588	0	0.00	0.0	0.0	9.6	82.8	75.9	83.3	#DIV/0!	#DIV/0!	#DIV/0!	#DIV/0!
Zn Rougher Feed		98.7	0.61	0.105	0.044	12.3	0.0	0.000	0.00	0.00	90.4	17.2	24.1	16.7	#DIV/0!	#DIV/0!	#DIV/0!	#DIV/0!
Zn 4th Clnr Conc		**1.4**	**37.3**	**2.09**	**1.01**	**372**	**0**	**0.000**	**0.0**	**0.0**	**76.6**	**4.7**	**7.6**	**7.0**	**#DIV/0!**	**#DIV/0!**	**#DIV/0!**	**#DIV/0!**
Zn 3rd Clnr Conc		1.5	35.9	3.02	1.62	533	0	0.000	0.0	0.0	78.2	4.9	8.0	7.3	#DIV/0!	#DIV/0!	#DIV/0!	#DIV/0!
Zn 2nd Clnr Conc		1.7	30.9	1.79	0.91	326	0	0.000	0.0	0.0	79.5	5.0	8.6	7.6	#DIV/0!	#DIV/0!	#DIV/0!	#DIV/0!
Zn 1st Clnr Conc		2.2	24.5	1.45	0.79	276	0	0.000	0.0	0.0	80.4	5.2	9.5	8.2	#DIV/0!	#DIV/0!	#DIV/0!	#DIV/0!
Zn Rougher Conc		4.9	10.9	0.66	0.403	136	0	0.000	0.0	0.0	81.4	5.4	11.1	9.2	#DIV/0!	#DIV/0!	#DIV/0!	#DIV/0!
Zn Rougher Tail		93.7	0.063	0.076	0.025	5.8	0.0	0.000	0.00	0.00	8.9	11.8	13.0	7.5	#DIV/0!	#DIV/0!	#DIV/0!	#DIV/0!
Head (calc.)		100.0	0.66	0.60	0.180	72.6	0.0	0.000	0.00	0.00	100.0	100.0	100.0	100.0	#DIV/0!	#DIV/0!	#DIV/0!	#DIV/0!

Test No.:	F13	**Project No.**:	13589-001	**Operator**:	CC/TM	**Date**:	Aug 7th 2012

Purpose: As F11 on variability composites - higher Zn, increased NaCN in CuPb regrind and CuSO4 in Zn circuit

Procedure: As outlined below.

Feed: 2 kg of minus 10 mesh — 50244-001 Comp B (location in a drum on a skid in the freezer)

Primary Grind: 30 minutes / 2 kg @ 65% solids in laboratory ball mill (BM#1). P80 = 106 µm

CuPb Regrind 15 minutes / CuPb Ro Conc 1-3 @ 65% solids in laboratory pebble mill. P80 = 24 µm

Zn Regrind 20 minutes / Zn Ro Conc 1-3 @ 65% solids in laboratory pebble mill. P80 = 15 µm

Conditions:

	Reagents added, grams per tonne							Time, minutes				
Stage	$Ca(OH)_2$	$ZnSO_4$	3418A	$CuSO_4$	5100	NaCN	MIBC	Grind	Cond.	Froth	pH	Ep (mV)
Grind (BM#1)	200	-	-	-	-	-	-	30			7.8	-40
CuPb Rougher (Based on 2kg of Feed)												
Aeration	-	-	-	-	-	-	-		5		8.0	+120
CuPb Rougher 1	313	-	10	-	-	-	12.5		1	1	9.5	+80
CuPb Rougher 2	-	-	2.5	-	-	-	5		1	2	9.2	+100
CuPb Rougher 3	-	-	2.5	-	-	-	5		1	3	8.9	+120
CuPb Cleaner (Based on 2Kg CuPb Rougher concentrates)												
Regrind (PM)	75	75	5	-	-	25	-	15			8.5	0
CuPb 1st Cleaner	50	-	-	-	-	-	5		1	4	10.0	0
CuPb 2nd Cleaner	50	-	2.5	-	-	-	5		1	3	10.0	+40
CuPb 3rd Cleaner	50	-	2.5	-	-	-	5		1	2	10.0	+60
CuPb Separation (CuPb 3rd Cleaner Concentrate)												
											8.4	+140
Pb Rougher	-	-	2.5	-	-	675	5		1	3	10.6	-400
Pb Cleaner (Pb Rougher Concentrate)												
Pb Cleaner	-	-	2.5	-	-	300	5		1	2	10.2	-400
Zn Rougher (CuPb Rougher + 1st Cleaner Tail per 2kg of feed)												
Condition	1505	-	-	350	-	-	-		3		11.5	-50
Zn Rougher 1	-	-	-	-	10	-	10		1	2	11.5	-50
Zn Rougher 2	-	-	-	-	10	-	5		1	2	11.3	-75
Zn Rougher 3	-	-	-	-	5	-	5		1	4	11.1	-75
Zn Cleaner (Zn Ro Conc 1-3)												
Regrind	500	-	-	75	-	-	-	20			11.0	-100
Zn 1st Cleaner	500	-	-	-	5	-	5		1	5	11.8	-100
Zn 2nd Cleaner	745	-	-	-	2.5	-	5		1	4	11.8	-100
Zn 3rd Cleaner	280	-	-	-	-	-	5		1	3	11.8	-75
Zn 4th Cleaner	175	-	-	-	-	-	5		1	3	11.8	-75
Total	4443	75	30	425	33	1000	88	65	23	43		

Lots of Pyrite in Zn Ro's

* as required

Stage	Roughers	CuPb 1st Clnr	Cu/Pb 2nd & 3rd Cl	Zn 1st to 4th Cl	Pb Rougher, Cl
Flotation Cell # 8	1000g-D1	500g-D1	250g-D1	500g-D1	250g-D1
Speed: rpm	1500	1500	1500	1500	1200

Metallurgical Balance

Product	**Weight**		**Assays %, g/t**								**% Distribution**							
	g	**%**	**Zn**	**Pb**	**Cu**	**Ag**	**In**	**Sn**	**S**	**Fe**	**Zn**	**Pb**	**Cu**	**Ag**	**In**	**Sn**	**S**	**Fe**
Pb Cleaner Conc	5.6	0.3	0.61	73.1	2.04						0.1	58.3	0.9	0.0	#DIV/0!	#DIV/0!	#DIV/0!	#DIV/0!
Pb Cleaner Tail	3.4	0.2	1.89	17.6	23.2						0.1	8.5	6.4	0.0	#DIV/0!	#DIV/0!	#DIV/0!	#DIV/0!
Pb Ro Tl (Cu Conc)	23.1	1.2	1.61	2.32	31.3	1437					0.8	7.6	58.5	48.7	#DIV/0!	#DIV/0!	#DIV/0!	#DIV/0!
CuPb 3rd Cl Tail	2.8	0.1	9.50	10.0	7.50						0.6	4.0	1.7	0.0	#DIV/0!	#DIV/0!	#DIV/0!	#DIV/0!
CuPb 2nd Cl Tail	4.1	0.2	8.50	6.50	4.00						0.7	3.8	1.3	0.0	#DIV/0!	#DIV/0!	#DIV/0!	#DIV/0!
Zn 4th Clnr Conc	79.1	4.0	46.3	0.44	3.23	201					76.4	5.0	20.7	23.3	#DIV/0!	#DIV/0!	#DIV/0!	#DIV/0!
Zn 4th Clnr Tail	5.8	0.3	32.1	0.59	2.55	198					3.9	0.5	1.2	1.7	#DIV/0!	#DIV/0!	#DIV/0!	#DIV/0!
Zn 3rd Clnr Tail	6.9	0.3	23.1	0.46	2.14	168					3.3	0.5	1.2	1.7	#DIV/0!	#DIV/0!	#DIV/0!	#DIV/0!
Zn 2nd Clnr Tail	14.8	0.7	10.0	0.26	1.12	96.1					3.1	0.5	1.3	2.1	#DIV/0!	#DIV/0!	#DIV/0!	#DIV/0!
Zn 1st Clnr Tail	101.8	5.1	4.24	0.04	0.30	40.7					9.0	0.5	2.5	6.1	#DIV/0!	#DIV/0!	#DIV/0!	#DIV/0!
Zn Rougher Tail	1754.2	87.6	0.056	0.043	0.030	6.40					2.0	10.7	4.3	16.5	#DIV/0!	#DIV/0!	#DIV/0!	#DIV/0!
Head (calc.)	2001.6	100.0	2.40	0.35	0.62	34.1	0.0	0.000	0.00	0.00	100.0	100.0	100.0	100.0	#DIV/0!	#DIV/0!	#DIV/0!	#DIV/0!
(direct)			2.30	0.30	0.60	56.2	15.6	0.076	4.14	5.51								
Combined Products			Estimated value - Insufficient sample mass															
Pb Cleaner Conc		**0.3**	**0.61**	**73.1**	**2.0**	**0**	**0.0**	**0.00**	**0.0**	**0.0**	**0.1**	**58.3**	**0.9**	**0.0**	**#DIV/0!**	**#DIV/0!**	**#DIV/0!**	**#DIV/0!**
Pb Rougher Conc		0.4	1.09	52.1	10.0	0	0.0	0.00	0.0	0.0	0.2	66.8	7.3	0.0	#DIV/0!	#DIV/0!	#DIV/0!	#DIV/0!
Cu Conc (Pb Ro + Pb Cl Tail)		**1.3**	**1.65**	**4.3**	**30.3**	**1253**	**0**	**0.00**	**0.0**	**0.0**	**0.9**	**16.2**	**64.9**	**48.7**	**#DIV/0!**	**#DIV/0!**	**#DIV/0!**	**#DIV/0!**
CuPb 3rd Cl Conc		1.6	1.47	16.3	25.3	1034	0	0.00	0.0	0.0	1.0	74.5	65.8	48.7	#DIV/0!	#DIV/0!	#DIV/0!	#DIV/0!
CuPb 2nd Cl Conc		1.7	2.11	15.8	23.9	951	0	0.00	0.0	0.0	1.5	78.5	67.5	48.7	#DIV/0!	#DIV/0!	#DIV/0!	#DIV/0!
CuPb 1st Cl Conc		1.9	2.78	14.8	21.8	851	0	0.00	0.0	0.0	2.3	82.3	68.9	48.7	#DIV/0!	#DIV/0!	#DIV/0!	#DIV/0!
Zn Rougher Feed		98.1	2.39	0.063	0.196	17.8	0.0	0.000	0.00	0.00	97.7	17.7	31.1	51.3	#DIV/0!	#DIV/0!	#DIV/0!	#DIV/0!
Zn 4th Clnr Conc		**4.0**	**46.3**	**0.44**	**3.23**	**201**	**0**	**0.000**	**0.0**	**0.0**	**76.4**	**5.0**	**20.7**	**23.3**	**#DIV/0!**	**#DIV/0!**	**#DIV/0!**	**#DIV/0!**
Zn 3rd Clnr Conc		4.2	45.7	0.76	3.38	201	0	0.000	0.0	0.0	80.3	5.4	21.9	25.0	#DIV/0!	#DIV/0!	#DIV/0!	#DIV/0!
Zn 2nd Clnr Conc		4.6	43.7	0.45	3.11	198	0	0.000	0.0	0.0	83.6	5.9	23.1	26.7	#DIV/0!	#DIV/0!	#DIV/0!	#DIV/0!
Zn 1st Clnr Conc		5.3	39.0	0.42	2.83	184	0	0.000	0.0	0.0	86.7	6.4	24.4	28.8	#DIV/0!	#DIV/0!	#DIV/0!	#DIV/0!
Zn Rougher Conc		10.4	22.0	0.24	1.59	114	0	0.000	0.0	0.0	95.7	7.0	26.9	34.9	#DIV/0!	#DIV/0!	#DIV/0!	#DIV/0!
Zn Rougher Tail		87.6	0.056	0.043	0.030	6.4	0.0	0.000	0.00	0.00	2.0	10.7	4.3	16.5	#DIV/0!	#DIV/0!	#DIV/0!	#DIV/0!
Head (calc.)		100.0	2.40	0.35	0.617	34.1	0.0	0.000	0.00	0.00	100.0	100.0	100.0	100.0	#DIV/0!	#DIV/0!	#DIV/0!	#DIV/0!

Test No.:	F14	**Project No.:**	13589-001	**Operator:**	CC/TM	**Date:**	Aug 14th 2012

Purpose: As F11 on variability composites

Procedure: As outlined below.

Feed: 50244-001 — 2 x 2 kg of minus 10 mes Comp C (location in a drum on a skid in the freezer)

Primary Grind: 30 minutes / 2 kg @ 65% solids in laboratory ball mill (BM#1). P80 = 92 µm

CuPb Regrind 20 minutes / CuPb Ro Conc 1-3 @ 65% solids in laboratory pebble mill. P80 = 16 µm

Zn Regrind 15 minutes / Zn Ro Conc 1-3 @ 65% solids in laboratory pebble mill. P80 = 25 µm

Conditions:

	Reagents added, grams per tonne							Time, minutes				
Stage	$Ca(OH)_2$	$ZnSO_4$	3418A	$CuSO_4$	5100	NaCN	MIBC	Grind	Cond.	Froth	pH	Ep (mV)
Grind (BM#1)	200	-	-	-	-	-	-	30			7.8	+160
CuPb Rougher (Based on 4kg of Feed)												
Aeration	-	-	-	-	-	-	-		5		7.8	+160
CuPb Rougher 1	313	-	5	-	-	-	12.5		1	1	9.5	+60
CuPb Rougher 2	-	-	2.5	-	-	-	5		1	2	9.0	+40
CuPb Rougher 3	-	-	2.5	-	-	-	5		1	3	8.8	+40
CuPb Cleaner (Based on 4Kg CuPb Rougher concentrates)												
Regrind (PM)	75	75	5	-	-	12.5	-	20			9.2	+100
CuPb 1st Cleaner	20	-	-	-	-	-	7.5		1	4	10.0	-10
CuPb 2nd Cleaner	12.5	-	2.5	-	-	-	7.5		1	3	10.0	-10
CuPb 3rd Cleaner	25	-	2.5	-	-	-	7.5		1	2	10.0	-10
CuPb Separation (CuPb 3rd Cleaner Concentrate)												
											8.0	+140
Pb Rougher	-	-	2.5	-	-	500	5		1	3	10.8	-400
Pb Cleaner (Pb Rougher Concentrate)												
Pb Cleaner	-	-	2.5	-	-	195	5		1	2	10.6	-400
Zn Rougher (CuPb Rougher + 1st Cleaner Tail per 4kg of feed)												
Condition	1750	-	-	250	-	-	-		3		11.5	-20
Zn Rougher 1	-	-	-	-	10	-	10		1	2	11.5	-20
Zn Rougher 2	-	-	-	-	5	-	5		1	2	11.3	0
Zn Rougher 3	-	-	-	-	5	-	5		1	4	11.0	0
Zn Cleaner (2 x Zn Ro Conc 1-3)												
Regrind	500	-	-	50	-	-	-	15			11.5	-50
Zn 1st Cleaner	20	-	-	-	5	-	5		1	5	11.8	-50
Zn 2nd Cleaner	175	-	-	-	2.5	-	5		1	4	11.8	-40
Zn 3rd Cleaner	250	-	-	-	-	-	5		1	3	11.8	-40
Zn 4th Cleaner	250	-	-	-	-	-	5		1	3	11.8	-40
Total	3591	75	25	300	28	708	95	65	23	43		

* as required

Stage	Roughers	CuPb 1st Clnr	Cu/Pb 2nd & 3rd Cl	Zn 1st to 4th Cl	Pb Rougher, Cl
Flotation Cell # 8	2000g-D2	500g-D1	250g-D1	500g-D1	250g-D1
Speed: rpm	1500	1500	1500	1500	1200

Metallurgical Balance

Product	**Weight**		**Assays %, g/t**								**% Distribution**							
	g	**%**	**Zn**	**Pb**	**Cu**	**Ag**	**In**	**Sn**	**S**	**Fe**	**Zn**	**Pb**	**Cu**	**Ag**	**In**	**Sn**	**S**	**Fe**
Pb Cleaner Conc	13.3	0.3	0.81	69.4	3.94	7800	<50	0.17	13.6	4.90	0.2	76.3	4.4	58.2	0.3	2.6	1.7	0.3
Pb Cleaner Tail	6.0	0.1	2.43	6.91	27.2	1500	100		29.7	25.8	0.2	3.4	13.6	5.1	0.3	0.0	1.6	0.8
Pb Ro Tl (Cu Conc)	24.0	0.6	3.09	4.44	28.4	1425	124	0.74	30.8	26.7	1.2	8.8	56.9	19.2	1.3	20.5	6.8	3.4
CuPb 3rd Cl Tail	3.2	0.1	9.77	4.71	11.8	500	75		21.6	19.3	0.5	1.2	3.2	0.9	0.1	0.0	0.6	0.3
CuPb 2nd Cl Tail	4.3	0.1	10.0	1.43	4.30	330	50	0.21	14.2	13.8	0.7	0.5	1.5	0.8	0.1	1.0	0.6	0.3
Zn 4th Clnr Conc	159.6	4.0	35.9	0.31	0.57	73.3	254	<0.050	33.8	24.7	91.4	4.1	7.6	6.6	17.2	9.2	49.8	20.9
Zn 4th Clnr Tail	4.7	0.1	4.37	0.11	1.09	83.0	<50	0.028	27.1	40.0	0.3	0.0	0.4	0.2	0.1	0.2	1.2	1.0
Zn 3rd Clnr Tail	15.7	0.4	2.76	<0.01	0.73	53.7	<50	0.027	28.4	44.0	0.7	0.0	1.0	0.5	0.3	0.5	4.1	3.7
Zn 2nd Clnr Tail	31.4	0.8	1.40	<0.01	0.51	40.0	<50	0.024	21.0	31.4	0.7	0.0	1.3	0.7	0.7	0.9	6.1	5.2
Zn 1st Clnr Tail	124.8	3.1	0.57	<0.01	0.22	22.3	<50	0.018	9.4	16.4	1.1	0.1	2.3	1.6	2.7	2.6	10.8	10.9
Zn Rougher Tail	3620.8	90.3	0.052	0.018	0.026	3.1	<50	0.015	0.50	2.76	3.0	5.4	7.9	6.3	77.0	62.6	16.7	53.1
Head (calc.)	4007.8	100.0	1.56	0.30	0.30	44.5	58.7	0.022	2.70	4.70	100.0	100.0	100.0	100.0	100.0	100.0	100.0	100.0
(direct)			1.67	0.34	0.31	44.1	13.1	0.023	2.93	4.53								
Combined Products			Estimated value - Insufficient sample mass								Pb interference, lowest possible detection limit							
Pb Cleaner Conc		**0.3**	**0.81**	**69.4**	**3.9**	**7800**	**50.0**	**0.17**	**13.6**	**4.9**	**0.2**	**76.3**	**4.4**	**58.2**	**0.3**	**2.6**	**1.7**	**0.3**
Pb Rougher Conc		0.5	1.31	50.0	11.2	5841	65.5	0.12	18.6	11.4	0.4	79.8	18.0	63.3	0.5	2.6	3.3	1.2
Cu Conc (Pb Ro + Pb Cl Tail)		**0.7**	**2.96**	**4.9**	**28.2**	**1440**	**119**	**0.59**	**30.6**	**26.5**	**1.4**	**12.2**	**70.5**	**24.2**	**1.5**	**20.5**	**8.5**	**4.2**
CuPb 3rd Cl Conc		1.1	2.30	24.7	20.7	3394	98	0.46	25.4	19.9	1.6	88.6	74.9	82.5	1.8	23.1	10.1	4.6
CuPb 2nd Cl Conc		1.2	2.81	23.4	20.1	3194	96	0.43	25.1	19.8	2.1	89.8	78.0	83.4	1.9	23.1	10.8	4.9
CuPb 1st Cl Conc		1.3	3.42	21.5	18.8	2952	92	0.41	24.2	19.3	2.8	90.3	79.5	84.2	2.0	24.1	11.3	5.2
Zn Rougher Feed		98.7	1.54	0.030	0.062	7.1	58.2	0.017	2.43	4.51	97.2	9.7	20.5	15.8	98.0	75.9	88.7	94.8
Zn 4th Clnr Conc		**4.0**	**35.9**	**0.31**	**0.57**	**73.3**	**254**	**0.050**	**33.8**	**24.7**	**91.4**	**4.1**	**7.6**	**6.6**	**17.2**	**9.2**	**49.8**	**20.9**
Zn 3rd Clnr Conc		4.1	35.3	0.34	0.70	82.2	249	0.055	34.0	25.5	91.7	4.1	8.0	6.8	17.3	9.3	51.0	21.9
Zn 2nd Clnr Conc		4.5	32.2	0.28	0.60	71.8	231	0.047	33.2	26.8	92.4	4.1	9.0	7.3	17.7	9.8	55.1	25.6
Zn 1st Clnr Conc		5.3	27.6	0.24	0.58	67.1	204	0.044	31.3	27.5	93.1	4.2	10.3	8.0	18.3	10.7	61.2	30.8
Zn Rougher Conc		8.4	17.6	0.15	0.449	50.5	147	0.034	23.2	23.4	94.2	4.3	12.6	9.5	21.0	13.3	72.0	41.7
Zn Rougher Tail		90.3	0.052	0.018	0.026	3.1	50.0	0.015	0.50	2.76	3.0	5.4	7.9	6.3	77.0	62.6	16.7	53.1
Head (calc.)		100.0	1.56	0.30	0.299	44.5	58.7	0.022	2.70	4.70	100.0	100.0	100.0	100.0	100.0	100.0	100.0	100.0

Test No.:	F15			**Project No.**:	13589-001			**Operator**:	CC/TM			**Date**:	Aug 15th 2012						
Purpose:	As F11 on variability composites																		
Procedure:	As outlined below.																		
				50244-001															
Feed:	2 x 2 kg of minus 10 mesh Comp D							(location in a drum on a skid in the freezer)											
Primary Grind:	30	minutes / 2 kg @ 65% solids in laboratory ball mill (BM#1).										P80 =	105	µm					
CuPb Regrind	15	minutes / CuPb Ro Conc 1-3 @ 65% solids in laboratory pebble mill.										P80 =		µm					
Zn Regrind	15	minutes / Zn Ro Conc 1-3 @ 65% solids in laboratory pebble mill.										P80 =		µm					

Conditions:

	Reagents added, grams per tonne							Time, minutes				
Stage	$Ca(OH)_2$	$ZnSO_4$	3418A	$CuSO_4$	5100	NaCN	MIBC	Grind	Cond.	Froth	pH	Ep (mV)
Grind (BM#1)	200	-	-	-	-	-	-	30			7.6	+60
CuPb Rougher (Based on 4kg of Feed)												
Aeration	-	-	-	-	-	-	-		5		7.6	+100
CuPb Rougher 1	313	-	5	-	-	-	12.5		1	1	9.5	0
CuPb Rougher 2	-	-	2.5	-	-	-	5		1	2	9.0	+40
CuPb Rougher 3	-	-	2.5	-	-	-	5		1	2	8.8	+40
CuPb Cleaner (Based on 4Kg CuPb Rougher concentrates)												
Regrind (PM)	75	75	2.5	-	-	12.5	-	15			9.0	+100
CuPb 1st Cleaner	20	-	-	-	-	-	5		1	3	10.0	-10
CuPb 2nd Cleaner	12.5	-	1.25	-	-	-	5		1	2	10.0	-10
CuPb 3rd Cleaner	25	-	1.25	-	-	-	5		1	1	10.0	0
CuPb Separation (CuPb 3rd Cleaner Concentrate)											8.0	+140
Pb Rougher	-	-	1.25	-	-	450	5		1	3	10.6	-400
Pb Cleaner (Pb Rougher Concentrate)												
Pb Cleaner	-	-	2.5	-	-	155	5		1	2	10.2	-400
Zn Rougher (CuPb Rougher + 1st Cleaner Tail per 4kg of feed)												
Condition	1500	-	-	100	-	-	-		3		11.5	-40
Zn Rougher 1	-	-	-	-	5	-	10		1	2	11.5	-40
Zn Rougher 2	-	-	-	-	5	-	5		1	2	11.2	-10
Zn Rougher 3	-	-	-	-	5	-	5		1	4	11.0	0
Zn Cleaner (Zn Ro Conc 1-3)												
Regrind	500	-	-	25	-	-	-	15			11.5	-30
Zn 1st Cleaner	63	-	-	-	5	-	5		1	5	11.8	-40
Zn 2nd Cleaner	168	-	-	-	2.5	-	5		1	4	11.8	-20
Zn 3rd Cleaner	250	-	-	-	-	-	5		1	3	11.8	-30
Zn 4th Cleaner	250	-	-	-	-	-	5		1	3	11.8	-30
Total	3376	75	19	125	23	618	88	60	23	39		

* as required

Stage	Roughers	CuPb 1st Clnr	Cu/Pb 2nd & 3rd Cl	Zn 1st to 4th Cl	Pb Rougher, Cl
Flotation Cell # 8	2000g-D2	500g-D1	250g-D1	500g-D1	250g-D1
Speed: rpm	1500	1500	1500	1500	1200

Metallurgical Balance

Product	**Weight**		**Assays %, g/t**								**% Distribution**							
	g	**%**	**Zn**	**Pb**	**Cu**	**Ag**	**In**	**Sn**	**S**	**Fe**	**Zn**	**Pb**	**Cu**	**Ag**	**In**	**Sn**	**S**	**Fe**
Pb Cleaner Conc	9.8	0.2	0.59	69.6	2.66	8000	20		14.4	3.76	0.2	67.5	6.0	60.6	0.4	0.0	1.3	0.2
Pb Cleaner Tail	2.4	0.1	2.05	21.8	20.9	2000	100		29.0	20.9	0.1	5.2	11.5	3.7	0.5	0.0	0.7	0.3
Pb Ro Tl (Cu Conc)	7.2	0.2	2.50	13.8	24.7	1500	100		28.4	23.4	0.5	9.8	40.7	8.4	1.4	0.0	1.9	0.9
CuPb 3rd Cl Tail	1.6	0.0	8.08	11.6	6.65	500	50		20.0	17.9	0.4	1.8	2.4	0.6	0.2	0.0	0.3	0.1
CuPb 2nd Cl Tail	3.7	0.1	8.36	4.00	3.38	300	50		15.5	15.3	0.8	1.5	2.9	0.9	0.4	0.0	0.5	0.3
Zn 4th Clnr Conc	154.8	3.9	21.8	0.57	0.65	114	191	<0.002	35.3	38.7	92.1	8.7	23.0	13.7	58.4	1.1	51.9	30.3
Zn 4th Clnr Tail	6.0	0.1	2.83	0.45	0.46	93.9	27	0.004	24.8	37.3	0.5	0.3	0.6	0.4	0.3	0.1	1.4	1.1
Zn 3rd Clnr Tail	19.3	0.5	1.41	0.14	0.25	43.5	15	0.008	27.4	41.2	0.7	0.3	1.1	0.6	0.6	0.6	5.0	4.0
Zn 2nd Clnr Tail	28.5	0.7	0.78	0.061	0.19	37.2	9	0.004	15.5	24.9	0.6	0.2	1.2	0.8	0.5	0.4	4.2	3.6
Zn 1st Clnr Tail	108.3	2.7	0.38	0.063	0.086	27.4	<5	0.008	7.4	13.3	1.1	0.7	2.1	2.3	1.1	3.2	7.6	7.3
Zn Rougher Tail	3675.7	91.5	0.030	0.011	0.010	2.80	<5	0.007	0.72	2.79	3.0	4.0	8.4	8.0	36.3	94.6	25.1	51.9
Head (calc.)	4017.3	100.0	0.91	0.25	0.11	32.2	12.6	0.007	2.62	4.92	100.0	100.0	100.0	100.0	100.0	100.0	100.0	100.0
(direct)			0.89	0.27	0.10	32.3	8.8	0.010	2.77	4.57								
Combined Products			Estimated value - Insufficient sample mass															
Pb Cleaner Conc		**0.2**	**0.59**	**69.6**	**2.7**	**8000**	**20.0**	**0.00**	**14.4**	**3.8**	**0.2**	**67.5**	**6.0**	**60.6**	**0.4**	**0.0**	**1.3**	**0.2**
Pb Rougher Conc		0.3	0.88	60.2	6.2	6820	35.7	0.00	17.3	7.1	0.3	72.7	17.4	64.4	0.9	0.0	2.0	0.4
Cu Conc (Pb Ro + Pb Cl Tail)		**0.2**	**2.39**	**15.8**	**23.8**	**1625**	**100**	**0.00**	**28.6**	**22.8**	**0.6**	**15.0**	**52.2**	**12.1**	**1.9**	**0.0**	**2.6**	**1.1**
CuPb 3rd Cl Conc		0.5	1.48	43.0	13.1	4845	60	0.00	21.4	13.2	0.8	82.6	58.2	72.7	2.3	0.0	3.9	1.3
CuPb 2nd Cl Conc		0.5	1.98	40.6	12.6	4514	59	0.00	21.3	13.5	1.1	84.4	60.6	73.3	2.4	0.0	4.2	1.4
CuPb 1st Cl Conc		0.6	2.94	35.1	11.2	3883	58	0.00	20.4	13.8	2.0	85.9	63.4	74.2	2.8	0.0	4.8	1.7
Zn Rougher Feed		99.4	0.90	0.036	0.040	8.4	12.3	0.007	2.51	4.86	98.0	14.1	36.6	25.8	97.2	100.0	95.2	98.3
Zn 4th Clnr Conc		**3.9**	**21.8**	**0.57**	**0.65**	**114**	**191**	**0.002**	**35.3**	**38.7**	**92.1**	**8.7**	**23.0**	**13.7**	**58.4**	**1.1**	**51.9**	**30.3**
Zn 3rd Clnr Conc		4.0	21.3	0.66	0.72	120	186	0.002	35.3	39.0	92.5	9.0	23.7	14.1	58.7	1.2	53.3	31.5
Zn 2nd Clnr Conc		4.5	19.0	0.52	0.60	106	167	0.003	34.1	38.9	93.3	9.3	24.8	14.7	59.3	1.8	58.3	35.5
Zn 1st Clnr Conc		5.2	16.5	0.46	0.54	96	145	0.003	31.6	37.0	93.9	9.4	26.0	15.6	59.8	2.2	62.5	39.1
Zn Rougher Conc		7.9	11.0	0.32	0.388	73	97	0.005	23.3	28.9	95.0	10.1	28.1	17.9	60.9	5.4	70.1	46.4
Zn Rougher Tail		91.5	0.030	0.011	0.010	2.8	5.0	0.007	0.72	2.79	3.0	4.0	8.4	8.0	36.3	94.6	25.1	51.9
Head (calc.)		100.0	0.91	0.25	0.109	32.2	12.6	0.007	2.62	4.92	100.0	100.0	100.0	100.0	100.0	100.0	100.0	100.0

Test No.:	F16			**Project No.**:	13589-001			**Operator**:	CC/TM			**Date**:	Aug. 28th 2012						
Purpose:	As F11 on variability composites																		
Procedure:	As outlined below.																		
				50244-001															
Feed:	2 x 2 kg of minus 10 mesl Comp E					(location in a drum on a skid in the freezer)													
Primary Grind:	30	minutes / 2 kg @ 65% solids in laboratory ball mill (BM#1).										P80 =	97	µm					
CuPb Regrind	20	minutes / CuPb Ro Conc 1-3 @ 65% solids in laboratory pebble mill.										P80 =	21	µm					
Zn Regrind	25	minutes / Zn Ro Conc 1-3 @ 65% solids in laboratory pebble mill.										P80 =	16	µm					

Conditions:

	Reagents added, grams per tonne							Time, minutes				
Stage	$Ca(OH)_2$	$ZnSO_4$	3418A	$CuSO_4$	5100	NaCN	MIBC	Grind	Cond.	Froth	pH	Ep (mV)
Grind (BM#1)	200	-	-	-	-	-	-	30			8.2	+200
CuPb Rougher (Based on 4kg of Feed)												
Aeration	-	-	-	-	-	-	-		5		8.2	+200
CuPb Rougher 1	195	-	5	-	-	-	12.5		1	1	9.5	+80
CuPb Rougher 2	-	-	2.5	-	-	-	5		1	2	9.2	+50
CuPb Rougher 3	-	-	2.5	-	-	-	5		1	2	9.0	+30
CuPb Cleaner (Based on 4Kg CuPb Rougher concentrates)												
Regrind (PM)	75	75	2.5	-	-	12.5	-	20			9.4	+80
CuPb 1st Cleaner	20	-	-	-	-	-	5		1	3	10.0	+20
CuPb 2nd Cleaner	12.5	-	1.25	-	-	-	5		1	2	10.0	+20
CuPb 3rd Cleaner	20	-	1.25	-	-	-	5		1	1	10.0	+40
CuPb Separation (CuPb 3rd Cleaner Concentrate)												
											8.0	+140
Pb Rougher	-	-	1.25	-	-	450	5		1	3	10.6	-400
Pb Cleaner (Pb Rougher Concentrate)												
Pb Cleaner	-	-	2.5	-	-	180	5		1	2	10.4	-400
Zn Rougher (CuPb Rougher + 1st Cleaner Tail per 4kg of feed)												
Condition	2750	-	-	150	-	-	-		3		11.8	-20
Zn Rougher 1	-	-	-	-	10	-	10		1	2	11.8	-20
Zn Rougher 2	500	-	-	-	5	-	5		1	2	11.8	-20
Zn Rougher 3	500	-	-	-	5	-	5		1	4	11.8	-20
Zn Cleaner (Zn Ro Conc 1-3)												
Regrind	700	-	-	35	-	-	-	25			11.5	0
Zn 1st Cleaner	398	-	-	-	5	-	5		1	5	12.0	-30
Zn 2nd Cleaner	250	-	-	-	2.5	-	5		1	4	12.0	-20
Zn 3rd Cleaner	250	-	-	-	-	-	5		1	3	12.0	-40
Zn 4th Cleaner	250	-	-	-	-	-	5		1	3	12.0	-40
Total	6120	75	19	185	28	643	88	75	23	39		

* as required

Stage	Roughers	CuPb 1st Clnr	Cu/Pb 2nd & 3rd Cl	Zn 1st to 4th Cl	Pb Rougher, Cl
Flotation Cell # 8	2000g-D2	500g-D1	250g-D1	500g-D1	250g-D1
Speed: rpm	1500	1500	1500	1500	1200

Metallurgical Balance

Product	**Weight**		**Assays %, g/t**								**% Distribution**							
	g	**%**	**Zn**	**Pb**	**Cu**	**Ag**	**In**	**Sn**	**S**	**Fe**	**Zn**	**Pb**	**Cu**	**Ag**	**In**	**Sn**	**S**	**Fe**
Pb Cleaner Conc	4.3	0.1	0.69	66.0	2.39						0.1	60.7	1.4	#DIV/0!	#DIV/0!	#DIV/0!	#DIV/0!	#DIV/0!
Pb Cleaner Tail	2.5	0.1	1.50	13.1	25.2						0.1	7.0	8.4	#DIV/0!	#DIV/0!	#DIV/0!	#DIV/0!	#DIV/0!
Pb Ro Tl (Cu Conc)	13.7	0.3	1.56	4.62	26.4						0.4	13.5	48.5	#DIV/0!	#DIV/0!	#DIV/0!	#DIV/0!	#DIV/0!
CuPb 3rd Cl Tail	1.3	0.0	5.00	4.00	10.0						0.1	1.1	1.7	#DIV/0!	#DIV/0!	#DIV/0!	#DIV/0!	#DIV/0!
CuPb 2nd Cl Tail	4.0	0.1	10.4	3.95	8.84						0.8	3.4	4.7	#DIV/0!	#DIV/0!	#DIV/0!	#DIV/0!	#DIV/0!
Zn 4th Clnr Conc	108.5	2.7	43.3	0.36	0.96						87.9	8.4	14.0	#DIV/0!	#DIV/0!	#DIV/0!	#DIV/0!	#DIV/0!
Zn 4th Clnr Tail	9.0	0.2	16.4	0.34	0.83						2.8	0.7	1.0	#DIV/0!	#DIV/0!	#DIV/0!	#DIV/0!	#DIV/0!
Zn 3rd Clnr Tail	9.5	0.2	7.99	0.19	0.64						1.4	0.4	0.8	#DIV/0!	#DIV/0!	#DIV/0!	#DIV/0!	#DIV/0!
Zn 2nd Clnr Tail	23.3	0.6	2.74	0.096	0.38						1.2	0.5	1.2	#DIV/0!	#DIV/0!	#DIV/0!	#DIV/0!	#DIV/0!
Zn 1st Clnr Tail	151.1	3.8	0.75	0.014	0.12						2.1	0.5	2.4	#DIV/0!	#DIV/0!	#DIV/0!	#DIV/0!	#DIV/0!
Zn Rougher Tail	3694.1	91.9	0.046	0.005	0.032						3.2	4.0	15.8	#DIV/0!	#DIV/0!	#DIV/0!	#DIV/0!	#DIV/0!
Head (calc.)	4021.3	100.0	1.33	0.12	0.19	0.0	0.0	0.000	0.00	0.00	100.0	100.0	100.0	#DIV/0!	#DIV/0!	#DIV/0!	#DIV/0!	#DIV/0!
(direct)			1.28	0.15	0.14	21.1	19.5	0.021	2.58	4.84								
Combined Products			Estimated value - Insufficient sample mass															
Pb Cleaner Conc		**0.1**	**0.69**	**66.0**	**2.4**	**0**	**0.0**	**0.00**	**0.0**	**0.0**	**0.1**	**60.7**	**1.4**	**#DIV/0!**	**#DIV/0!**	**#DIV/0!**	**#DIV/0!**	**#DIV/0!**
Pb Rougher Conc		0.2	0.99	46.6	10.8	0	0.0	0.00	0.0	0.0	0.1	67.7	9.8	#DIV/0!	#DIV/0!	#DIV/0!	#DIV/0!	#DIV/0!
Cu Conc (Pb Ro + Pb Cl Tail)		**0.4**	**1.55**	**5.93**	**26.2**	**0**	**0**	**0.00**	**0.0**	**0.0**	**0.5**	**20.5**	**56.9**	**#DIV/0!**	**#DIV/0!**	**#DIV/0!**	**#DIV/0!**	**#DIV/0!**
CuPb 3rd Cl Conc		0.5	1.37	18.5	21.2	0	0	0.00	0.0	0.0	0.5	81.2	58.3	#DIV/0!	#DIV/0!	#DIV/0!	#DIV/0!	#DIV/0!
CuPb 2nd Cl Conc		0.5	1.59	17.7	20.5	0	0	0.00	0.0	0.0	0.6	82.3	60.0	#DIV/0!	#DIV/0!	#DIV/0!	#DIV/0!	#DIV/0!
CuPb 1st Cl Conc		0.6	2.95	15.5	18.7	0	0	0.00	0.0	0.0	1.4	85.7	64.8	#DIV/0!	#DIV/0!	#DIV/0!	#DIV/0!	#DIV/0!
Zn Rougher Feed		99.4	1.32	0.017	0.066	0.0	0.0	0.000	0.00	0.00	98.6	14.3	35.2	#DIV/0!	#DIV/0!	#DIV/0!	#DIV/0!	#DIV/0!
Zn 4th Clnr Conc		**2.7**	**43.3**	**0.36**	**0.96**	**0**	**0**	**0.000**	**0.0**	**0.0**	**87.9**	**8.4**	**14.0**	**#DIV/0!**	**#DIV/0!**	**#DIV/0!**	**#DIV/0!**	**#DIV/0!**
Zn 3rd Clnr Conc		2.9	41.6	0.49	1.25	0	0	0.000	0.0	0.0	90.7	9.0	15.0	#DIV/0!	#DIV/0!	#DIV/0!	#DIV/0!	#DIV/0!
Zn 2nd Clnr Conc		3.2	38.8	0.35	0.93	0	0	0.000	0.0	0.0	92.1	9.4	15.8	#DIV/0!	#DIV/0!	#DIV/0!	#DIV/0!	#DIV/0!
Zn 1st Clnr Conc		3.7	33.2	0.31	0.84	0	0	0.000	0.0	0.0	93.3	9.9	17.0	#DIV/0!	#DIV/0!	#DIV/0!	#DIV/0!	#DIV/0!
Zn Rougher Conc		7.5	16.9	0.16	0.480	0	0	0.000	0.0	0.0	95.4	10.3	19.4	#DIV/0!	#DIV/0!	#DIV/0!	#DIV/0!	#DIV/0!
Zn Rougher Tail		91.9	0.046	0.005	0.032	0.0	0.0	0.000	0.00	0.00	3.2	4.0	15.8	#DIV/0!	#DIV/0!	#DIV/0!	#DIV/0!	#DIV/0!
Head (calc.)		100.0	1.33	0.12	0.186	0.0	0.0	0.000	0.00	0.00	100.0	100.0	100.0	#DIV/0!	#DIV/0!	#DIV/0!	#DIV/0!	#DIV/0!

Test No.:	F17	**Project No.**:	13589-001	**Operator**:	CC/TM	**Date**:	Aug. 29th 2012

Purpose: As F11 on variability composites

Procedure: As outlined below.

Feed: 50244-001 — 2 x 2 kg of minus 10 mesh Comp F (location in a drum on a skid in the freezer)

Primary Grind: 30 minutes / 2 kg @ 65% solids in laboratory ball mill (BM#1). P80 = 80 µm

CuPb Regrind 20 minutes / CuPb Ro Conc 1-3 @ 65% solids in laboratory pebble mill. P80 = 19 µm

Zn Regrind 25 minutes / Zn Ro Conc 1-3 @ 65% solids in laboratory pebble mill. P80 = 14 µm

Conditions:

	Reagents added, grams per tonne							Time, minutes				
Stage	$Ca(OH)_2$	$ZnSO_4$	3418A	$CuSO_4$	5100	NaCN	MIBC	Grind	Cond.	Froth	pH	Ep (mV)
Grind (BM#1)	200	-	-	-	-	-	-	30			7.2	-100
CuPb Rougher (Based on 4kg of Feed)												
Aeration	-	-	-	-	-	-	-		5		7.2	-100
CuPb Rougher 1	675	-	5	-	-	-	12.5		1	1	9.5	-40
CuPb Rougher 2	-	-	2.5	-	-	-	5		1	2	9.3	0
CuPb Rougher 3	-	-	2.5	-	-	-	5		1	2	9.2	+20
CuPb Cleaner (Based on 4Kg CuPb Rougher concentrates)												
Regrind (PM)	75	75	2.5	-	-	12.5	-	20			9.2	+100
CuPb 1st Cleaner	20	-	-	-	-	-	5		1	3	10.0	0
CuPb 2nd Cleaner	12.5	-	1.25	-	-	-	5		1	2	10.0	+20
CuPb 3rd Cleaner	37.5	-	1.25	-	-	-	5		1	1	10.0	0
CuPb Separation (CuPb 3rd Cleaner Concentrate)												
											8.8	+40
Pb Rougher	-	-	1.25	-	-	450	5		1	3	10.0	-400
Pb Cleaner (Pb Rougher Concentrate)												
Pb Cleaner	-	-	2.5	-	-	257.5	5		1	2	10.2	-400
Zn Rougher (CuPb Rougher + 1st Cleaner Tail per 4kg of feed)												
Condition	2750	-	-	150	-	-	-		3		11.8	-20
Zn Rougher 1	-	-	-	-	10	-	10		1	2	11.8	-20
Zn Rougher 2	500	-	-	-	5	-	5		1	2	11.8	-20
Zn Rougher 3	500	-	-	-	5	-	5		1	4	11.8	-20
Zn Cleaner (2 x Zn Ro Conc 1-3)												
Regrind	700	-	-	35	-	-	-	25			11.4	-20
Zn 1st Cleaner	398	-	-	-	5	-	5		1	5	12.0	-40
Zn 2nd Cleaner	250	-	-	-	2.5	-	5		1	4	12.0	-20
Zn 3rd Cleaner	438	-	-	-	-	-	5		1	3	12.0	-20
Zn 4th Cleaner	438	-	-	-	-	-	5		1	3	12.0	-20
Total	6993	75	19	185	28	720	88	75	23	39		

* as required

Stage	Roughers	CuPb 1st Clnr	Cu/Pb 2nd & 3rd Cl	Zn 1st to 4th Cl	Pb Rougher, Cl
Flotation Cell # 8	2000g-D2	500g-D1	250g-D1	500g-D1	250g-D1
Speed: rpm	1500	1500	1500	1500	1200

Metallurgical Balance

Product	Weight		Assays %, g/t								% Distribution							
	g	%	Zn	Pb	Cu	Ag	In	Sn	S	Fe	Zn	Pb	Cu	Ag	In	Sn	S	Fe
Pb Cleaner Conc	12.8	0.3	1.02	68.7	2.99	5845					0.3	77.0	4.8	93.4	#DIV/0!	#DIV/0!	#DIV/0!	#DIV/0!
Pb Cleaner Tail	4.1	0.1	3.70	8.46	25.5	1296					0.3	3.0	13.2	6.6	#DIV/0!	#DIV/0!	#DIV/0!	#DIV/0!
Pb Ro Tl (Cu Conc)	14.2	0.4	3.80	3.71	28.3						1.2	4.6	50.7	0.0	#DIV/0!	#DIV/0!	#DIV/0!	#DIV/0!
CuPb 3rd Cl Tail	2.9	0.1	7.46	12.3	10.5						0.5	3.1	3.8	0.0	#DIV/0!	#DIV/0!	#DIV/0!	#DIV/0!
CuPb 2nd Cl Tail	7.4	0.2	7.93	2.94	4.18						1.3	1.9	3.9	0.0	#DIV/0!	#DIV/0!	#DIV/0!	#DIV/0!
Zn 4th Clnr Conc	95.2	2.4	42.0	0.77	0.95						89.0	6.4	11.4	0.0	#DIV/0!	#DIV/0!	#DIV/0!	#DIV/0!
Zn 4th Clnr Tail	4.7	0.1	5.69	0.68	1.07						0.6	0.3	0.6	0.0	#DIV/0!	#DIV/0!	#DIV/0!	#DIV/0!
Zn 3rd Clnr Tail	8.8	0.2	3.19	0.24	0.75						0.6	0.2	0.8	0.0	#DIV/0!	#DIV/0!	#DIV/0!	#DIV/0!
Zn 2nd Clnr Tail	29.9	0.7	1.27	0.04	0.33						0.8	0.1	1.2	0.0	#DIV/0!	#DIV/0!	#DIV/0!	#DIV/0!
Zn 1st Clnr Tail	160.0	4.0	0.52	<0.01	0.12						1.9	0.1	2.4	0.0	#DIV/0!	#DIV/0!	#DIV/0!	#DIV/0!
Zn Rougher Tail	3685.7	91.6	0.042	<0.01	0.015						3.4	3.2	7.0	0.0	#DIV/0!	#DIV/0!	#DIV/0!	#DIV/0!
Head (calc.)	4025.7	100.0	1.12	0.28	0.20	19.9	0.0	0.000	0.00	0.00	100.0	100.0	100.0	100.0	#DIV/0!	#DIV/0!	#DIV/0!	#DIV/0!
(direct)			1.14	0.28	0.19	32.7	9.1	0.036	2.77	4.87								
Combined Products			Estimated value - Insufficient sample mass															
Pb Cleaner Conc		**0.3**	**1.02**	**68.7**	**3.0**	**5845**	**0.0**	**0.00**	**0.0**	**0.0**	**0.3**	**77.0**	**4.8**	**93.4**	**#DIV/0!**	**#DIV/0!**	**#DIV/0!**	**#DIV/0!**
Pb Rougher Conc		0.4	1.67	54.1	8.5	4741	0.0	0.00	0.0	0.0	0.6	80.0	18.0	100.0	#DIV/0!	#DIV/0!	#DIV/0!	#DIV/0!
Cu Conc (Pb Ro + Pb Cl Tail)		**0.5**	**3.78**	**4.77**	**27.7**	**290**	**0**	**0.00**	**0.0**	**0.0**	**1.5**	**7.6**	**63.9**	**6.6**	**#DIV/0!**	**#DIV/0!**	**#DIV/0!**	**#DIV/0!**
CuPb 3rd Cl Conc		0.8	2.64	31.1	17.5	2577	0	0.00	0.0	0.0	1.8	84.6	68.7	100.0	#DIV/0!	#DIV/0!	#DIV/0!	#DIV/0!
CuPb 2nd Cl Conc		0.8	3.05	29.5	16.9	2357	0	0.00	0.0	0.0	2.3	87.7	72.6	100.0	#DIV/0!	#DIV/0!	#DIV/0!	#DIV/0!
CuPb 1st Cl Conc		1.0	3.93	24.7	14.6	1935	0	0.00	0.0	0.0	3.6	89.6	76.5	100.0	#DIV/0!	#DIV/0!	#DIV/0!	#DIV/0!
Zn Rougher Feed		99.0	1.09	0.030	0.047	0.0	0.0	0.000	0.00	0.00	96.4	10.4	23.5	0.0	#DIV/0!	#DIV/0!	#DIV/0!	#DIV/0!
Zn 4th Clnr Conc		**2.4**	**42.0**	**0.77**	**0.95**	**0**	**0**	**0.000**	**0.0**	**0.0**	**89.0**	**6.4**	**11.4**	**0.0**	**#DIV/0!**	**#DIV/0!**	**#DIV/0!**	**#DIV/0!**
Zn 3rd Clnr Conc		2.5	40.9	0.98	1.27	0	0	0.000	0.0	0.0	89.6	6.7	12.0	0.0	#DIV/0!	#DIV/0!	#DIV/0!	#DIV/0!
Zn 2nd Clnr Conc		2.7	37.3	0.72	0.94	0	0	0.000	0.0	0.0	90.2	6.9	12.9	0.0	#DIV/0!	#DIV/0!	#DIV/0!	#DIV/0!
Zn 1st Clnr Conc		3.4	29.5	0.58	0.81	0	0	0.000	0.0	0.0	91.1	7.0	14.1	0.0	#DIV/0!	#DIV/0!	#DIV/0!	#DIV/0!
Zn Rougher Conc		7.4	14.0	0.27	0.439	0	0	0.000	0.0	0.0	92.9	7.1	16.5	0.0	#DIV/0!	#DIV/0!	#DIV/0!	#DIV/0!
Zn Rougher Tail		91.6	0.042	0.010	0.015	0.0	0.0	0.000	0.00	0.00	3.4	3.2	7.0	0.0	#DIV/0!	#DIV/0!	#DIV/0!	#DIV/0!
Head (calc.)		100.0	1.12	0.28	0.197	19.9	0.0	0.000	0.00	0.00	100.0	100.0	100.0	100.0	#DIV/0!	#DIV/0!	#DIV/0!	#DIV/0!

November 16, 2012 **Melis Project No. 547**

Silver Range Resources Ltd.
1016 510 West Hastings Street
VANCOUVER BC V6B 1L8

Attention: Bruce A. Youngman, Chairman

Dear Bruce:

Re: Silver Range Resources Ltd. - Keg Main Zone Ag/Zn/Pb/Cu Project Metallurgy
Melis Status Report No. 4 for the Period September 15 to November 15, 2012 Rev 1

SUMMARY

Melis Engineering Ltd. (Melis) is overseeing a flotation testwork program on Silver Range Resources Ltd. (Silver Range)'s Keg Main Zone silver/zinc/lead/copper project located near Faro, Yukon. The testwork, being completed at SGS Canada Inc. Lakefield Research (SGS Lakefield) in Lakefield Ontario, encompasses preparation and analyses of test composites, comminution testing, open cycle and lock cycle flotation tests, gravity recovery tests, concentrate analyses and tailings physical and chemical characterization.

This status report, Melis Status Report No.4, a follow-up to the September 14, 2012 Melis Status Report No. 3, provides results of additional flotation tests completed to date. It includes update of results for the batch variability tests, results of zinc concentrate upgrading batch tests, results of lock cycle tests on the variability composites, and preliminary information on the mineralogy of the Keg Zone deposit.

As summarized in the tables below, the results of the lock cycle tests on all test composites show that the Keg Zone mineralization responds very well to typical copper/lead/zinc flotation circuits with excellent recoveries of payable metals and acceptable concentrate grades in copper, lead and zinc concentrates, in line with metallurgical efficiencies of much higher grade copper/lead/zinc deposits.

Silver Range Resources Ltd. - Keg Main Zone Metallurgical Testwork Summary of Lock Cycle Test Results								
Composite	**A**	**B**	**C**	**D**	**E**	**F**	**Avg.**	**Overall**
Zinc Concentrate								
% Zn	**39.8**	**49.6**	**46.1**	**28.4**	**48.3**	**45.9**	**43.0**	**47.5**
% Pb	1.65	0.28	0.33	0.45	0.29	0.79	0.63	0.53
% Cu	1.08	1.11	0.75	0.56	0.71	1.17	0.90	0.91
g Ag/t	314	95	81	105	92	129	136	117
g In/t	90	291	325	249	658	305	320	358
% Sn	0.24	0.011	0.002	0.002	0.002	0.002	0.043	<0.002
% Zinc Recovery	**81.5**	**92.4**	**92.0**	**85.7**	**92.3**	**87.5**	**88.6**	**85.2**
% Silver Recovery	5.9	7.7	6.8	8.6	11.6	8.6	8.2	6.6
% Indium Recovery	68.8	82.1	63.3	73.6	87.7	70.4	74.3	72.2
Lead Concentrate								
% Pb	**67.3**	**59.7**	**68.2**	**65.8**	**64.4**	**65.1**	**65.1**	**65.5**
% Cu	3.87	5.85	3.89	3.73	3.86	3.95	4.19	4.90
% Zn	1.45	1.19	1.00	0.89	1.00	1.43	1.16	1.12
g Ag/t	7,761	4,521	5,507	6,647	4,895	5,567	5,816	5,924
g In/t	<50	<50	21	<50	<50	<50	<50	<50
% Sn	1.28	0.51	0.18	0.25	0.15	0.28	0.44	0.44
% Lead Recovery	**82.9**	**82.9**	**84.9**	**82.4**	**77.5**	**83.9**	**82.4**	**84.8**
% Silver recovery	75.9	38.4	55.3	65.7	43.1	65.0	57.2	60.5
% Indium Recovery	n/a	n/a	0.5	n/a	n/a	n/a	n/a	n/a
Copper Concentrate								
% Cu	**23.5**	**29.8**	**29.0**	**25.2**	**28.2**	**27.6**	**27.2**	**28.8**
% Pb	5.93	0.89	2.62	6.79	3.96	4.37	4.09	2.65
% Zn	8.53	1.19	3.61	3.32	3.25	4.57	4.08	3.85
g Ag/t	1,454	1,351	1,326	2,062	1,468	1,089	1,458	1,442
g In/t	61	129	132	169	274	137	150	150
% Sn	5.73	1.84	0.76	1.09	0.78	1.72	1.99	2.04
% Copper Recovery	**62.3**	**80.2**	**75.3**	**59.0**	**72.2**	**67.6**	**69.4**	**71.4**
% Silver Recovery	8.8	42.3	26.2	14.6	28.9	15.6	22.7	22.0
% Indium Recovery	14.4	14.0	6.1	3.8	5.6	7.5	8.6	7.9

A comparison of head grade versus recovery is presented in the table below.

Silver Range Resources Ltd. - Keg Main Zone Metallurgical Testwork
Lock Cycle Tests – Comparison of Head Grades and Recoveries

	Assay Head Grade					% Recovery				
Composite	**%Zn**	**%Pb**	**%Cu**	**g Ag/t**	**g In/t**	**Zn**	**Pb**	**Cu**	**Ag(1)**	**In(2)**
A	0.69	0.62	0.18	89.1	1.7	81.5	82.9	62.3	84.7	83.2
B	2.30	0.30	0.60	56.2	15.6	92.4	82.9	80.2	80.7	96.1
C	1.67	0.34	0.31	44.1	13.1	92.0	84.9	75.3	81.5	69.4
D	0.89	0.27	0.10	32.3	8.8	85.7	82.4	59.0	80.3	77.4
E	1.28	0.15	0.14	21.1	19.5	92.3	77.5	72.2	72.0	93.3
F	1.14	0.28	0.19	32.7	9.1	87.5	83.9	67.6	80.6	77.9
Average	1.33	0.33	0.25	45.9	11.3	88.6	82.4	69.4	80.0	82.9
Overall	1.36	0.31	0.27	41.6	11.4	85.2	84.8	71.4	82.5	80.1

Notes: 1. Combined silver recovery to lead and copper concentrate
2. Combined indium recovery to zinc and copper concentrate

General comments and observations on the lock cycle results are noted below:

- There was generally good agreement between the results of the Overall Composite and the average results of the six variability composites, both with respect to grades and recoveries.
- Zinc concentrate grades of greater than 45% Zn were achievable on composites with head grades greater than 1.0 % Zn. As noted above the lock cycle tests were completed using sodium cyanide as a depressant in the float. The use of sodium metabisulphite offers the potential to increase the zinc grade in the zinc concentrate. This is currently being evaluated further on the Overall Composite.
- The lead grade in the lead concentrate, which averaged 65% Pb, was independent of the head grade of the composites. Excellent lead concentrate grades were achieved even down to a low head grade of 0.15% Pb in Composite E.
- Excellent copper grades were obtained in the copper concentrate, averaging 27.2% Cu, even for the composites with relatively low copper head grade. For example Composite D with a copper head grade of only 0.10% Cu achieved a 25.2% Cu concentrate grade.
- Zinc recoveries to zinc concentrate averaged 88.6% and were generally over 90% for composites with zinc head grades greater than 1.0% Zn. Net zinc recoveries may adjust slightly downward when attempting to increase the concentrate zinc grade to a target of 50% Zn.

- Lead recoveries to lead concentrate averaged 82.4% and were all greater than 80% except for the one composite with a low lead head grade which had a 77.5% lead recovery for a 0.15% Pb head grade, still quite acceptable for a low head grade.
- Copper recoveries averaged 69.4% and generally followed copper head grade, ranging from 80.2% recovery for a 0.60% Cu head grade (Composite B) down to 59.0% for a 0.10% Cu head grade (Composite D).
- Excellent silver recoveries were achieved, averaging 57.2% recovery to lead concentrate assaying an average of 5,816 g Ag/t, and 22.7% recovery to copper concentrate assaying an average of 1,458 g Ag/t. A minor amount, an average of 8.2%, reported to the zinc concentrate which assayed an average of 136 g Ag/t. Silver head grade did not have much impact on overall silver recovery.
- The majority of the recoverable indium reported to the zinc concentrate, averaging 74.3% recovery and assaying an average of 320 g In/t. A lesser amount, 8.6%, was recovered to the copper concentrate assaying an average of 150 g In/t. No indium reported to the lead concentrate. Indium head grade did not seem to have an impact on overall indium recovery.
- The average tin grades were 1.99% Sn in the copper concentrate, 0.44% Sn in the lead concentrate and 0.04% in the zinc concentrate. The majority of the tin, an average of 60%, was not recovered and reported to the final float tails which had an average tails tin assay of 0.025% Sn.

Mineralogical examination of the Overall Composite, a blend of the six variability composites, was completed to quantify the mode of occurrence of minerals of interest. Quartz is the dominant mineral in all size fractions accounting for 30.6 % of the Overall Composite sample, followed by pyroxene, K-feldspar and plagioclase which account for 22.1 %, 12.2 % and 8.1 % of the sample respectively. Calcite accounts for 5.7 %, epidote for 5.2 %, chlorite for 3.0 % and titanite for 2.0 %.

The sulphides consist mainly of sphalerite (2.6 %), pyrite (2.2 %), chalcopyrite (1.1 %), pyrrhotite (0.7 %), arsenopyrite (0.4 %) and galena (0.5 %). Other minerals are present in trace amounts (<1 %). Traces of silver minerals (native silver and silver sulphides) were found, but more detailed examination specific to silver would be required to properly define the mode of occurrence of silver. The main tin minerals, which are typically fine grained, include stannite (0.2 %) and rare cassiterite (0.01 %).

Remaining testwork as planned, and outstanding test results which remain to be received, include two batch flotation tests and an additional lock cycle test on the Overall Composite to evaluate an alternative depressant, particularly as it applies to the zinc concentrate grade, receipt of the QEMSCAN mineralogical report, receipt of detailed elemental analysis of final concentrate products and tailings physical and chemical characterization.

TABLE OF CONTENTS

SUMMARY 1
INTRODUCTION 7
MINERALOGICAL DATA 8
VARIABILITY BATCH FLOTATION TESTS 9
Composite A Batch Variability Test 9
Composite B Batch Variability Test 10
Composite C Batch Variability Test 10
Composite D Batch Variability Test 11
Composite E Batch Variability Test 12
Composite F Batch Variability Test 13
Observations from Batch Variability Tests 13
ZINC CONCENTRATE UPGRADING TESTS 14
Test F18 – Higher pH and Fifth Cleaning Stage 14
Tests F19 and F20 –Re-Cleaner Comparison Using Cyanide and MBS 16
LOCK CYCLE TESTS 18
Test Flowsheet 18
Overall Composite Lock Cycle Test 20
Composite A Lock Cycle Test 21
Composite B Lock Cycle Test 23
Composite C Lock Cycle Test 24
Composite D Lock Cycle Test 26
Composite E Lock Cycle Test 27
Composite F Lock Cycle Test 29
Summary of Lock Cycle Test Results 30
ON-GOING TESTWORK 33

Appendix A: SGS Lakefield Test Data Sheets

INTRODUCTION

Melis Engineering Ltd. (Melis) is overseeing a flotation testwork program on Silver Range Resources Ltd. (Silver Range)'s Keg Main Zone silver/zinc/lead/copper project located near Faro, Yukon.

The testwork, being completed at SGS Canada Inc. Lakefield Research (SGS Lakefield) in Lakefield Ontario, encompasses preparation and analyses of test composites, comminution testing, open cycle and lock cycle flotation tests, gravity recovery tests, concentrate analyses and tailings physical and chemical characterization.

This status report, Melis Status Report No.4, a follow-up to the September 14, 2012 Melis Status Report No. 3, provides results of additional flotation tests completed to date. It includes update of results for the batch variability tests, results of zinc concentrate upgrading batch tests, results of lock cycle tests on the variability composites, and preliminary information on the mineralogy of the Keg Zone deposit.

MINERALOGICAL DATA

The Overall Composite was submitted to a QEMSCAN mineralogical study to quantify mineral associations and liberation requirements. A final report of this study will be issued by SGS Lakefield. The following provides key conclusions of the mineralogy of the Keg Zone mineralization.

Quartz is the dominant mineral in all size fractions accounting for 30.6 % of the Overall Composite sample, followed by pyroxene, K-feldspar and plagioclase which account for 22.1 %, 12.2 % and 8.1 % of the sample respectively. Calcite accounts for 5.7 %, epidote for 5.2 %, chlorite for 3.0 % and titanite for 2.0 %.

The sulphides consist mainly of sphalerite (2.6 %), pyrite (2.2 %), chalcopyrite (1.1 %), pyrrhotite (0.7 %), arsenopyrite (0.4 %) and galena (0.5 %). Other minerals are present in trace amounts (<1 %).

All sulphides reach their best liberation in the -20 μm fraction, copper sulphides (93.6%), sphalerite (97.4%), pyrite (85.3%), pyrrhotite (70.2%) and galena (96.0%). Arsenopyrite is liberated through all size fractions and reaches 97.2% in the -20 μm fraction.

Traces of silver minerals (native silver and silver sulphides) were found, but more detailed examination specific to silver would be required to properly define the mode of occurrence of silver.

The main tin minerals include stannite (0.2 %) and rare cassiterite (0.01 %). The mineralogical observation suggests that the tin minerals occur as fine-grained liberated particles and as complex middling particles (13.1%), and binary particles with copper sulphides (7.2%), sphalerite (5.9%) and silicates (4.8%). The fine grain nature of the tin is in agreement with the low gravity recovery of tin (GRG value of 5.1) reported earlier (see Melis Status Report No. 1 dated May 28, 2012).

VARIABILITY BATCH FLOTATION TESTS

The six variability composites were previously submitted to a single batch flotation test using the conditions of Test F11 on the Overall Composite. Zinc, lead and copper results were previously reported in Melis Status Report No. 3 dated September 14, 2012. Additional results obtained to date, where applicable, have been included in the updated tables below, Tables 1 to 6. It should be noted that, due to limited amount of test products, some indium and tin assays were not available. It is also notes that poor detection limits for indium (low assays are simply reported as <50 ppm, and very few cases as < 5ppm) were attributed by SGS Lakefield to lead interference.

Updated test data sheets for these variability batch tests are enclosed in Appendix A.

Composite A Batch Variability Test

The available results of the test completed on Composite A are summarized in Table 1 below. Because of insufficient sample weight, silver assays for Pb Cleaner Tail and CuPb 3rd Cl Tail had to be estimated to complete the silver balance for the test. Indium and tin assays were not available for this test due to limited sample of test products.

Table 1
Silver Range Resources Ltd. - Keg Main Zone Metallurgical Testwork
Cleaner Flotation Test F12 on Composite A

Product	Wt	%				g/t		% Distribution					
	%	Zn	Pb	Cu	Sn	Ag	In	Zn	Pb	Cu	Sn	Ag	In
Test No. F12- Composite A (Calc. Head:0.66% Zn, 0.60% Pb, 0.18% Cu, 72.6 g Ag/t)													
CuPb 3rd Cln Con	1.0	3.78	46.3	11.9	n/a	5539	n/a	5.9	79.3	68.5	n/a	78.8	n/a
Pb Rougher Con	0.7	2.28	62.9	6.7	n/a	7170	n/a	2.5	76.8	27.3	n/a	72.8	n/a
Pb Cleaner Con	0.6	1.51	72.2	3.6	n/a	8084	n/a	1.4	74.9	12.7	n/a	69.7	n/a
Cu Con	0.4	7.28	6.5	24.6	n/a	1626	n/a	4.5	4.4	55.8	n/a	9.1	n/a
Zn Rougher Con	4.9	10.9	0.66	0.40	n/a	136	n/a	81.4	5.4	11.1	n/a	9.2	n/a
Zn 4th Cln Con	1.4	37.3	2.09	1.01	n/a	372	n/a	76.6	4.7	7.6	n/a	7.0	n/a
Zn Rougher Tails	93.7	0.063	0.076	0.025	n/a	5.8	n/a	8.9	11.8	13.0	n/a	7.5	n/a

For Composite A most of the silver (69.7% of the silver in the feed) reported to the lead concentrate which assayed 8,084 g Ag/t. A small amount reported to the copper concentrate (9.1% of the silver in the feed) which had a payable assay of 1,626 g Ag/t. The zinc concentrate contained the least amount of silver (7.5% of the silver in the feed).

Composite B Batch Variability Test

The available results of the test completed on Composite B are summarized in Table 2 below. Because of insufficient sample weight, zinc, lead, copper and silver assays for CuPb 2nd Cl Tail and CuPb 3rd Cl Tail, as well as silver assays for Pb Cleaner Con and Pb Cleaner Tail, had to be estimated to complete the balance for these four elements. Indium and tin assays for this test were not available due to limited sample of test products.

Table 2
Silver Range Resources Ltd. - Keg Main Zone Metallurgical Testwork
Cleaner Flotation Test F13 on Composite B

Product	Wt %	%				g/t		% Distribution					
		Zn	Pb	Cu	Sn	Ag	In	Zn	Pb	Cu	Sn	Ag	In
Test No. F13- Composite B (Calc. Head:2.40% Zn, 0.35% Pb, 0.62% Cu, 55.7 g Ag/t)													
CuPb 3rd Cln Con	1.6	1.47	16.3	25.3	n/a	2293	n/a	1.0	74.5	65.8	n/a	66.0	n/a
Pb Rougher Con	0.4	1.09	52.1	10.0	n/a	4489	n/a	0.2	66.8	7.3	n/a	36.2	n/a
Pb Cleaner Con	0.3	0.61	73.1	2.0	n/a	6000	n/a	0.1	58.3	0.9	n/a	30.1	n/a
Cu Con	1.3	1.65	4.3	30.3	n/a	1509	n/a	0.9	16.2	64.9	n/a	35.9	n/a
Zn Rougher Con	10.4	22.0	0.24	1.59	n/a	114	n/a	95.7	7.0	26.9	n/a	21.3	n/a
Zn 4th Cln Con	4.0	46.3	0.44	3.23	n/a	201	n/a	76.4	5.0	20.7	n/a	14.3	n/a
Zn Rougher Tails	87.6	0.056	0.043	0.030	n/a	6.4	n/a	2.0	10.7	4.3	n/a	10.1	n/a

For Composite B the amount of silver reporting to concentrate were similar in both the lead concentrate (30.1% of the silver in the feed) and the copper concentrate (35.9% of the silver in the feed), due in part to the high weight of the copper concentrate (1.3%) which in turn was due to the high copper head grade for this composite. The zinc concentrate contained the least amount of silver (14.3% of the silver in the feed).

Composite C Batch Variability Test

The available results of the test completed on Composite C are summarized in Table 3 below. Because of insufficient sample weight, silver assays for Pb Cleaner Con, Pb Cleaner Tail and CuPb 3rd Cl Tail, and tin assays for Pb Cleaner Tail and CuPb 3rd Cl Tail had to be estimated to complete the silver and tin balance. Due to poor detection limits for indium (low assays are simply reported as <50 ppm) and low sample weights only the Cu Con and Zn 4th Cln Con indium assays are available, an indium balance for the test was not possible.

Table 3
Silver Range Resources Ltd. - Keg Main Zone Metallurgical Testwork
Cleaner Flotation Test F14 on Composite C

Product	Wt	%				g/t		% Distribution					
	%	Zn	Pb	Cu	Sn	Ag	In	Zn	Pb	Cu	Sn	Ag	In
Test No. F14- Composite C (Calc. Head:1.56% Zn, 0.30% Pb, 0.30% Cu, 44.5 g Ag/t)													
CuPb 3rd Cln Con	1.1	2.30	24.7	20.7	0.73	3394	n/a	1.6	88.6	74.9	26.2	82.5	n/a
Pb Rougher Con	0.5	1.31	50.0	11.2	0.33	5841	n/a	0.4	79.8	18.0	7.0	63.3	n/a
Pb Cleaner Con	0.3	0.81	69.4	3.9	0.17	7800	n/a	0.2	76.3	4.4	2.4	58.2	n/a
Cu Con	0.7	2.96	4.93	28.2	0.73	1440	124	1.4	12.2	70.5	23.8	24.2	n/a
Zn Rougher Con	8.4	17.6	0.15	0.45	0.034	50.5	n/a	94.2	4.3	12.6	12.5	9.5	n/a
Zn 4th Cln Con	4.0	35.9	0.31	0.57	0.050	73.3	254	91.4	4.1	7.6	8.6	6.6	n/a
Zn Rougher Tails	90.3	0.052	0.018	0.026	0.015	3.1	n/a	3.0	5.4	7.9	58.8	6.3	n/a

For Composite C most of the silver reported to the lead concentrate (58.2% of the silver in the feed) but there was still a substantial amount reporting to the copper concentrate (24.2% of the silver in the feed). The zinc concentrate contained the least amount of silver (6.6% of the silver in the feed).

Composite D Batch Variability Test

The available results of the test completed on Composite D are summarized in Table 4 below. Because of insufficient sample weight, silver, tin and indium assays for Pb Cleaner Tail, Pb Ro Tail, CuPb 2nd Cl Tail and CuPb 3rd Cl Tail, silver and tin assays for Pb Cleaner Con, and tin assay for the Zn 4th Cleaner Tail had to be estimated to complete the balance for these three elements. It is noted that a lower indium detection limit (5 ppm) was possible for this test.

Table 4
Silver Range Resources Ltd. - Keg Main Zone Metallurgical Testwork
Cleaner Flotation Test F15 on Composite D

Product	Wt	%				g/t		% Distribution					
	%	Zn	Pb	Cu	Sn	Ag	In	Zn	Pb	Cu	Sn	Ag	In
Test No. F15- Composite D (Calc. Head:0.91% Zn, 0.25% Pb, 0.11% Cu, 32.2 g Ag/t, 12.6 g In/t)													
CuPb 3rd Cln Con	0.5	1.48	43.0	13.1	0.66	4845	60	0.8	82.6	58.2	30.8	72.7	2.3
Pb Rougher Con	0.3	0.88	60.2	6.3	0.40	6820	36	0.3	72.7	17.4	11.8	64.4	0.9
Pb Cleaner Con	0.2	0.59	69.6	2.7	0.25	8000	20	0.2	67.5	6.0	5.9	60.6	0.4
Cu Con	0.2	2.39	15.8	23.8	1.07	1625	100	0.6	15.0	52.2	24.9	12.1	1.9
Zn Rougher Con	7.9	11.0	0.32	0.39	0.005	73	97	95.0	10.1	28.1	3.6	17.9	60.9
Zn 4th Cln Con	3.9	21.8	0.57	0.65	0.002	114	191	92.1	8.7	23.0	0.8	13.7	58.4
Zn Rougher Tails	91.5	0.030	0.011	0.010	0.007	2.8	<5	3.0	4.0	8.4	62.4	8.0	36.3

For Composite D most of the silver reported to the lead concentrate (60.6% of the silver in the feed) but there was still a substantial amount reporting to the copper concentrate (17.9% of the silver in the feed). The zinc concentrate contained the least amount of silver (13.7% of the silver in the feed).

An approximate metallurgical balance for indium was possible for this test due to the lower detection limit (5 ppm).As expected very little indium reports to the lead concentrate or the copper concentrate. The recoverable indium reports to the zinc concentrate with 58.4% (excluding recycle products) of the indium reporting to the zinc 4th cleaner concentrate which assayed 191 g In/t.

Composite E Batch Variability Test

The available results of the test completed on Composite E are summarized in Table 5 below. Because of insufficient sample weight, zinc, lead, copper and silver assays for CuPb 3rd Cl Tail, and the silver assay for CuPb 2nd Cln Tail, had to be estimated to complete the balance for these four elements. Indium and tin assays were not available for this test due to limited sample of test products.

Table 5
Silver Range Resources Ltd. - Keg Main Zone Metallurgical Testwork
Cleaner Flotation Test F16 on Composite E

Product	Wt %	%				g/t		% Distribution					
		Zn	Pb	Cu	Sn	Ag	In	Zn	Pb	Cu	Sn	Ag	In
Test No. F16- Composite E (Calc. Head: 1.33% Zn, 0.12% Pb, 0.19% Cu, 20.0 g Ag/t)													
CuPb 3rd Cln Con	0.5	1.37	18.5	21.2	n/a	2484	n/a	0.5	81.2	58.3	n/a	63.4	n/a
Pb Rougher Con	0.2	0.99	46.6	10.8	n/a	4315	n/a	0.1	67.7	9.8	n/a	36.6	n/a
Pb Cleaner Con	0.1	0.69	66.0	2.4	n/a	5665	n/a	0.1	60.7	1.4	n/a	30.4	n/a
Cu Con	0.4	1.55	5.93	26.2	n/a	1640	n/a	0.5	20.5	56.9	n/a	33.1	n/a
Zn Rougher Con	7.5	16.9	0.16	0.48	n/a	54	n/a	95.4	10.3	19.4	n/a	20.4	n/a
Zn 4th Cln Con	2.7	43.3	0.36	0.96	n/a	105	n/a	87.9	8.4	14.0	n/a	14.2	n/a
Zn Rougher Tails	91.9	0.046	0.005	0.032	n/a	2.6	n/a	3.2	4.0	15.8	n/a	12.0	n/a

Similar to Composite B, for Composite E the amount of silver reporting to concentrate were similar in both the lead concentrate (30.4% of the silver in the feed) and the copper concentrate (33.1% of the silver in the feed. The zinc concentrate contained the least amount of silver (14.2% of the silver in the feed).

Composite F Batch Variability Test

The available results of the test completed on Composite F, for zinc, lead and copper, are summarized in Table 6 below. Because of insufficient sample weight silver assays for Pb Ro Tail, CuPb 3rd Cl Tail and CuPb 2nd Cl Tail had to be estimated to complete the balance for silver. Indium and tin assays were not available for this test due to limited sample of test products.

Table 6
Silver Range Resources Ltd. - Keg Main Zone Metallurgical Testwork
Cleaner Flotation Test F17 on Composite F

Product	Wt %	%				g/t		% Distribution					
		Zn	Pb	Cu	Sn	Ag	In	Zn	Pb	Cu	Sn	Ag	In
Test No. F17- Composite F (Calc. Head: 1.12% Zn, 0.28% Pb, 0.20% Cu, 31.5 g Ag/t)													
CuPb 3rd Cln Con	0.8	2.64	31.1	17.5	n/a	3079	n/a	1.8	84.6	68.7	n/a	75.5	n/a
Pb Rougher Con	0.4	1.67	54.1	8.5	n/a	4741	n/a	0.6	80.0	18.0	n/a	63.2	n/a
Pb Cleaner Con	0.3	1.02	68.7	3.0	n/a	5845	n/a	0.3	77.0	4.8	n/a	59.0	n/a
Cu Con	0.5	3.78	4.77	27.7	n/a	1144	n/a	1.5	7.6	63.9	n/a	16.5	n/a
Zn Rougher Con	7.4	14.0	0.27	0.44	n/a	56	n/a	92.9	7.1	16.5	n/a	13.1	n/a
Zn 4th Cln Con	2.4	42.0	0.77	0.95	n/a	126	n/a	89.0	6.4	11.4	n/a	9.5	n/a
Zn Rougher Tails	91.6	0.042	0.010	0.015	n/a	2.5	n/a	3.4	3.2	7.0	n/a	7.3	n/a

For Composite F most of the silver reported to the lead concentrate (59.0% of the silver in the feed) but there was still a substantial amount reporting to the copper concentrate (16.5% of the silver in the feed). The zinc concentrate contained the least amount of silver (9.5% of the silver in the feed).

Observations from Batch Variability Tests

As reported in Melis Status Report No. 3, there was no direct correlation between head grade and recovery and grade in concentrate for zinc and lead which implied that there are other (mineralogical) factors affecting recovery and deportment of zinc and lead to concentrate. Copper on the other hand generally showed increasing recovery and copper grade to copper concentrate with increasing head grade.

Although recoverable silver tends to go with the lead concentrate, for two composites, Composites B and D, recovered silver was split between the lead concentrate and the copper concentrate. The zinc concentrate contained a small amount of silver but a relatively low silver grade in the concentrate.

The one test with an approximate indium balance showed that almost all of the recoverable indium reported to the zinc concentrate.

ZINC CONCENTRATE UPGRADING TESTS

Test F18 – Higher pH and Fifth Cleaning Stage

One batch test, Test F18, was completed using a greater weight (8 kg in total) of material to provide sufficient material for assay of all products, and to see if an improvement in zinc concentrate grade could be made using a higher pH in the zinc cleaners and adding a fifth cleaning stage. This test was essentially a repeat of Test F11 with the exception of the changes to the zinc cleaners.

Test F11 results, previously reported in Melis Status Report No. 3, are reproduced in Table 7 below.

Table 7
Silver Range Resources Ltd. - Keg Main Zone Metallurgical Testwork
Cleaner Flotation Test F11 on Overall Composite (as reported in Melis Status Report No. 3)

Product	Wt %	%				g/t		% Distribution					
		Zn	Pb	Cu	Sn	Ag	In	Zn	Pb	Cu	Sn	Ag	In
Test No. F11-Master Composite(Calc. Head:1.32% Zn, 0.33% Pb, 0.25% Cu, 0.040% Sn)													
CuPb 3rd Cln Con	1.0	2.56	27.6	19.1	1.31	n/a	n/a	2.0	84.9	78.0	33.6	n/a	n/a
CuPb 2nd Cln Con	1.0	2.78	27.0	18.7	1.30	n/a	n/a	2.2	85.2	78.6	34.1	n/a	n/a
CuPb 1st Cln Con	1.1	3.42	24.8	17.5	1.22	n/a	n/a	3.0	85.8	80.7	35.1	n/a	n/a
Pb Rougher Con	0.5	1.29	52.5	9.8	0.54	n/a	n/a	0.5	78.7	19.5	6.8	n/a	n/a
Pb Cleaner Con	0.4	0.76	67.9	4.0	0.36	n/a	n/a	0.2	72.7	5.7	3.2	n/a	n/a
Cu Con	0.7	3.52	6.1	27.1	1.82	n/a	n/a	1.8	12.2	72.3	30.4	n/a	n/a
Zn Rougher Feed	98.9	1.30	0.048	0.049	0.026	7.8	n/a	97.0	14.2	19.3	64.9	n/a	n/a
Zn Rougher Con	8.0	15.4	0.26	0.398	0.05	58.4	n/a	93.4	6.2	12.7	10.1	n/a	n/a
Zn 4th Cln Con	2.9	41.0	0.54	0.69	0.080	110.0	329	89.9	4.7	8.0	5.8	n/a	n/a
Zn 3rd Cln Con	3.1	38.5	0.52	0.68	0.077	107.3	n/a	90.5	4.8	8.4	6.0	n/a	n/a
Zn 2nd Cln Con	3.6	33.6	0.47	0.65	0.074	100.2	n/a	91.4	5.1	9.4	6.6	n/a	n/a
Zn 1st Cln Con	4.4	27.4	0.40	0.59	0.067	88.0	n/a	92.2	5.4	10.6	7.4	n/a	n/a
Zn Rougher Tails	90.9	0.053	0.029	0.018	0.024	3.3	n/a	3.6	7.9	6.6	54.8	n/a	n/a

The comparative results of Test F18 are outlined in Table 8 below.

Table 8
Silver Range Resources Ltd. - Keg Main Zone Metallurgical Testwork
Cleaner Flotation Test F18 on Overall Composite

Product	Wt %	%				g/t		% Distribution					
		Zn	Pb	Cu	Sn	Ag	In	Zn	Pb	Cu	Sn	Ag	In
Test No. F18-Master Composite(Calc. Head:1.33% Zn, 0.34% Pb, 0.27% Cu, 0.042% Sn, 42.3 g Ag/t, 14.0 g In/t)													
CuPb 3rd Cln Con	1.1	3.54	25.4	18.5	1.29	3058	101	2.9	82.3	75.2	33.4	79.0	7.9
CuPb 2nd Cln Con	1.2	3.90	23.6	17.5	1.24	2861	100	3.5	83.4	77.6	35.0	80.6	8.5
CuPb 1st Cln Con	1.5	4.83	19.6	14.9	1.09	2412	95	5.3	84.6	80.6	37.4	82.8	9.9
Pb Rougher Con	0.6	2.14	45.3	11.3	1.84	1312	135	0.9	78.7	24.6	11.3	63.3	3.0
Pb Cleaner Con	0.4	1.45	62.5	4.81	0.41	5887	<50	0.4	75.5	7.3	4.0	56.7	1.5
Cu Con	0.5	5.15	2.42	26.8	1.84	1312	135	2.0	3.6	50.6	22.1	15.7	4.9
Zn Rougher Feed	98.5	1.28	0.053	0.053	0.027	7.4	13	94.7	15.4	19.4	62.6	17.2	90.1
Zn Rougher Con	6.6	18.4	0.13	0.40	0.025	44.7	122	90.9	2.6	9.8	3.9	7.0	57.3
Zn 5th Cln Con	2.2	46.9	0.32	0.55	0.002	77.0	321	78.2	2.1	4.5	0.1	4.0	50.9
Zn 4th Cln Con	2.5	43.4	0.31	0.56	0.007	77.7	298	80.7	2.3	5.2	0.4	4.5	52.7
Zn 3rd Cln Con	2.7	40.2	0.29	0.57	0.011	76.6	277	82.5	2.3	5.8	0.7	4.9	54.0
Zn 2nd Cln Con	3.2	35.2	0.25	0.56	0.016	69.0	243	84.8	2.4	6.7	1.2	5.2	55.8
Zn 1st Cln Con	4.1	28.4	0.20	0.51	0.022	60.2	193	87.2	2.5	7.8	2.1	5.8	56.4
Zn Rougher Tails	92.0	0.055	0.047	0.028	0.027	4.7	<5	3.8	12.8	9.6	58.8	10.2	32.9

Using a larger quantity of sample in the test allowed for a complete metallurgical balance for the test, except that the indium balance remains as approximate since a couple of test products were at the detection limits of the indium assay. More than 50% of the recoverable indium reported to the zinc concentrate which assayed 321 g In/t.

Again in this test most of the recoverable silver reported to the lead concentrate which assayed 5,887 g Ag/t but some also reported to the copper concentrate which assayed 1,312 g Ag/t.

The use of a higher pH in the zinc cleaners increased the zinc grade in the fourth zinc cleaner concentrate from 41.0% Zn to 43.4% Zn. The use of a fifth cleaner increased the grade further to 46.9% Zn but with a slight drop in recovery.

Tests F19 and F20 –Re-Cleaner Comparison Using Cyanide and MBS

Tests F19 and F20 were completed as zinc re-cleaner tests using the Cycles A to F zinc fourth cleaner concentrate from the lock cycle test, Test LCT5, on Composite D (see below).

In Test 19 additional sodium cyanide was added to depress iron sulphides. In Test 20 sodium metabisulphite (MBS) was used as a depressant. In both tests the zinc concentrate was reground before the re-cleaner flotation. Results of these two tests are compared in Table 9 below.

Table 9
Silver Range Resources Ltd. - Keg Main Zone Metallurgical Testwork
Zinc Upgrading Tests on LCT5 Zn 4th Cleaner Concentrate

Product	Test F19 (NaCN)		Test F20 (MBS)	
	% Zn	% Zn Recovery	% Zn	% Zn Recovery
LCT5 Zn 4th Cleaner Con	29.7	-	29.7	-
Zn Re-Cleaner Con 1	40.1	18.7	46.2	52.8
Zn Re-Cleaner Con 1-2	40.7	35.1	46.2	81.6
Zn Re-Cleaner Con 1-3	41.0	41.0	45.1	94.1
Zn Re-Cleaner Con 1-4	41.3	49.0	43.9	97.5
Zn Re-Cleaner Con 1-5	42.1	79.5	42.9	98.5
Zn Re-Cleaner Tail	13.7	20.5	1.5	1.5

The low zinc grade of Test LCT5 Zinc 4th Cleaner Concentrate used as re-cleaner feed in this test, 29.7% Zn, was partially due to the low zinc grade of this composite (0.84% Zn). From the above results it is clear that the use of MBS in place of sodium cyanide in the zinc re-cleaner leads to a higher zinc concentrate grade and better zinc cleaner recovery. Combining the first three re-cleaner concentrate, Zinc Re-Cleaner Concentrate 1 to 3, the zinc grade improves to 45.1% Zn with a high unit zinc recovery of 94.1% in Test F20, compared to a zinc grade of 41.0% Zn and a unit zinc recovery of only 41.0% in Test F19.

The lock cycle tests on the variability composites, which had already been completed by the time these two comparison tests were done, did not use MBS in the float. To investigate this further two batch flotation tests are being done on the Overall Composite, one using a combination of cyanide and MBS as depressants in the float and one only using MBS as a depressant. Once these additional results are available, a repeat lock cycle test on the Overall Composite using the better of the two depressants will be done

to quantify concentrate grade and recovery under conditions approaching steady state, particularly as it applies to the zinc concentrate. Results will be reported when available.

LOCK CYCLE TESTS

Test Flowsheet

Lock cycle tests were completed on the Overall Composite and on the six variability composites, Composites A to F. Separate copper, lead and zinc concentrates were produced to quantify recoveries and concentrate grades under conditions approaching steady state.

The test data sheets for these tests are enclosed in Appendix A.

The copper/lead circuit and zinc circuit test flowsheets used in these lock cycle tests are depicted in Figures 1 and 2 below.

Figure 1
Silver Range Project –Lock Cycle Test Flowsheet
Copper/Lead Circuit
(from SGS Lakefield)

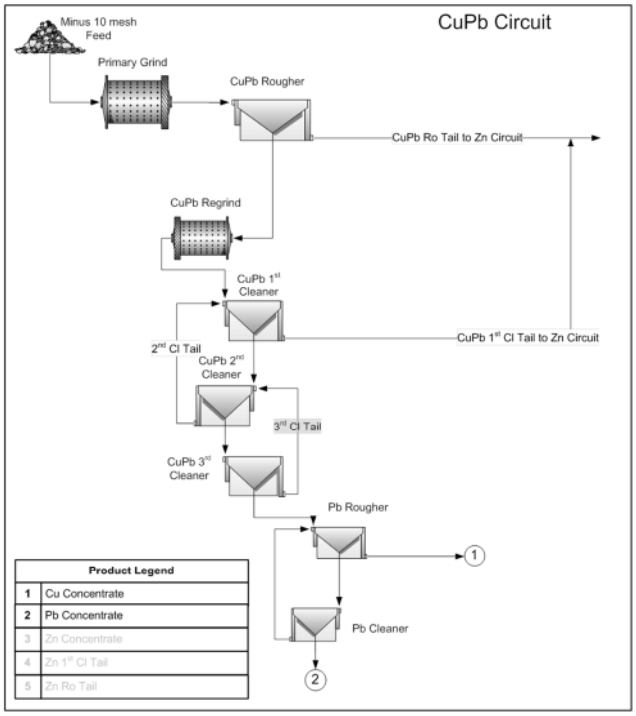

Figure 2
Silver Range Project – Lock Cycle Test Flowsheet
Zinc Circuit
(from SGS Lakefield)

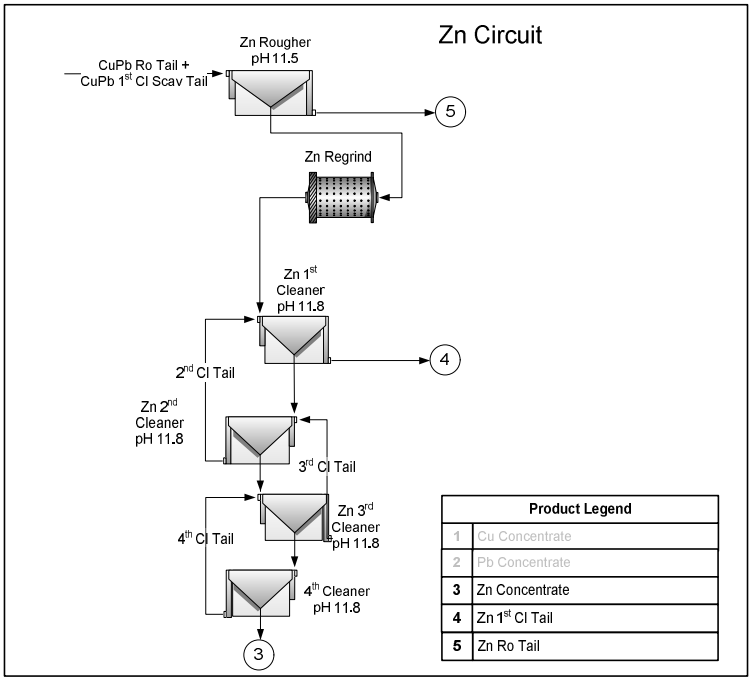

The feed slurry, with a target primary grind P_{80} of 100 µm, was first aerated in the cell followed by copper/lead rougher flotation at pH 9 to 9.5, adjusted with lime, using Aerophine 3418A (a dithiophosphinate) as collector and MIBC (methyl isobutyl carbinol) as frother.

This was followed by regrinding the copper/lead rougher concentrate to a target regrind P_{80} of 25 µm in the presence of zinc sulphate and sodium cyanide (both used as zinc depressants) ahead of a three stage copper/lead cleaner float at pH 10 using Aerophine 3418A as collector and MIBC as frother.

Copper/lead separation on the third copper/lead cleaner concentrate is accomplished at pH 11 using sodium cyanide as a chalcopyrite depressant. A single stage lead cleaner on the lead rougher concentrate produces a separate upgraded lead concentrate.

The tails from the copper/lead separation float combined with the copper/lead concentrate first cleaner tails, feed to zinc flotation, are activated with copper sulphate and the pH is

raised to pH 11.8 with lime. Three stages of zinc rougher flotation using Aero 5100 (modified thionocarbamate) as promoter produce a zinc rougher concentrate. The rougher concentrate, reground to a target regrind P_{80} of 15 to 20 µm in the presence of an incremental amount of copper sulphate, is submitted to four cleaning stages with incremental addition of Aero 5100 and further addition of lime to increase the zinc cleaner float pH to 12 to produce a zinc fourth cleaner concentrate.

Overall Composite Lock Cycle Test

A lock cycle test, Test LCT1, was completed on the Overall Composite generally under the conditions of Test F11 except with a lower collector dosage in the zinc cleaner circuit and a longer regrind of the zinc rougher concentrate. The metallurgical projections based on the last three cycles (Cycles D to F) are summarized in Table 10 below. As noted in Figure 3, the lock cycle test appeared to be stable in the last three cycles.

Table 10
Silver Range Resources Ltd. - Keg Main Zone Metallurgical Testwork
Metallurgical Projections from Cycles D through F of Lock Cycle Test LCT1 Conducted on Overall Composite

Product	Weight %	Assays, % or g Ag /t or g In/t						Distribution, %					
		Zn	Pb	Cu	Ag	In	Sn	Zn	Pb	Cu	Ag	In	Sn
Pb Concentrate	0.4	1.12	65.5	4.90	5924	<50	0.44	0.4	84.8	8.1	60.5	n/a	5.0
Cu Concentrate	0.6	3.85	2.65	28.8	1442	150	2.04	1.9	5.1	71.4	22.0	7.9	34.7
Zn Concentrate	2.3	47.5	0.53	0.91	117	358	<0.002	85.2	3.8	8.4	6.6	72.2	<0.1
Zn 1st Cln Scav Tail	4.5	2.73	0.01	0.26	29.7	<50	0.03	9.5	0.2	4.6	3.3	n/a	3.1
Zn Rougher Tail	92.1	0.04	0.02	0.02	3.4	<50	0.02	3.1	6.1	7.5	7.6	n/a	57.1
Calculated Head		1.31	0.33	0.25	41.3	n/a	0.037						
Assay Head		1.36	0.31	0.27	41.6	11.4	0.040						

Mesh-of-Grind	µm
Primary Grind	102
Cu/Pb Rougher Regrind	24
Zinc Rougher Regrind	16

Figure 3
Silver Range Project – Overall Composite Lock Cycle Test (Test LCT1)
Test Stability Check
(from SGS Lakefield)

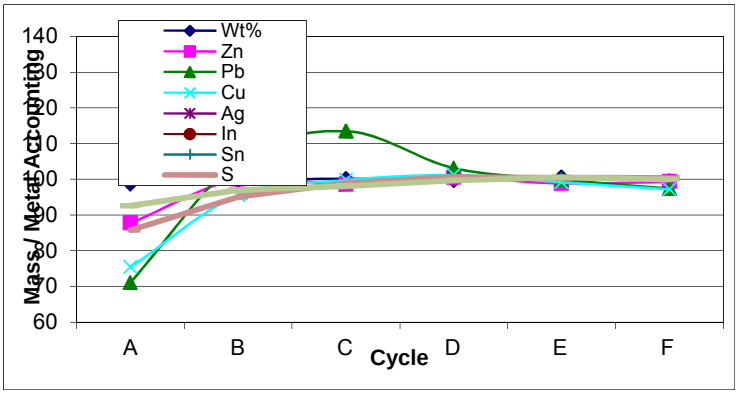

Lead recovery was 84.8% to a lead concentrate assaying 65.5% Pb.

Copper recovery was 71.4% to a copper concentrate assaying 28.8% Cu.

Zinc recovery was 85.2% to a zinc concentrate assaying 47.5% Zn.

Silver recoveries were 60.5% to the lead concentrate assaying 5,924 g Ag/t, 22.0% to the copper concentrate assaying 1,442 g Ag/t and 6.6% to the zinc concentrate assaying 117 g Ag/t.

Because of poor detection limits for indium assays (50 ppm or 0.005% In), a metallurgical balance for indium was not possible. However, indium recoveries to the copper and zinc concentrates were estimated by using the indium assay head grade for the composite as the total indium in the feed for the test, and calculating the amount of indium reporting to the copper and zinc concentrates based on weight and indium assay (very little indium, less than 1.8% in this test, reports to the lead concentrate based on the low assay, <50 g In/t, for the lead product). Using this approach 7.9% of the indium reported to the copper concentrate assaying 150 g In/t and 72.2% to the zinc concentrate assaying 358 g In/t.

Composite A Lock Cycle Test

A lock cycle test, Test LCT2, was completed on Composite A generally under the conditions of Test F12 but with a higher pH (pH 12) in the zinc float. The metallurgical

projections based on the last three cycles (Cycles D to F) are summarized in Table 11 below. As noted in Figure 4, the lock cycle test appeared to be stable in the last three cycles.

Table 11
Silver Range Resources Ltd. - Keg Main Zone Metallurgical Testwork
Metallurgical Projections from Cycles D through F of Lock Cycle Test LCT2 Conducted on Composite A

Product	Weight %	Assays, % or g Ag /t or g In/t						Distribution, %					
		Zn	Pb	Cu	Ag	In	Sn	Zn	Pb	Cu	Ag	In	Sn
Pb Concentrate	0.7	1.45	67.3	3.87	7761	<50	1.28	1.6	82.9	16.5	75.9	n/a	12.8
Cu Concentrate	0.4	8.53	5.93	23.5	1454	61	5.73	5.7	4.5	62.3	8.8	14.4	35.7
Zn Concentrate	1.3	39.8	1.65	1.08	314	90	0.24	81.5	3.9	8.8	5.9	68.8	4.7
Zn 1st Cleaner Tail	3.4	0.35	0.18	0.15	32.5	<50	0.05	1.8	1.1	3.1	1.5	n/a	2.4
Zn Rougher Tail	94.2	0.06	0.05	0.02	5.87	<50	0.03	9.4	7.6	9.3	7.8	n/a	44.4
Calculated Head		0.65	0.56	0.16	70.8	n/a	0.07						
Assay Head		0.69	0.62	0.18	89.1	1.7	0.077						

Mesh-of-Grind P_{80}	**µm**
Primary Grind	93
Cu/Pb Rougher Regrind	26
Zinc Rougher Regrind	16

Figure 4
Silver Range Project –Composite A Lock Cycle Test (Test LCT2)
Test Stability Check
(from SGS Lakefield)

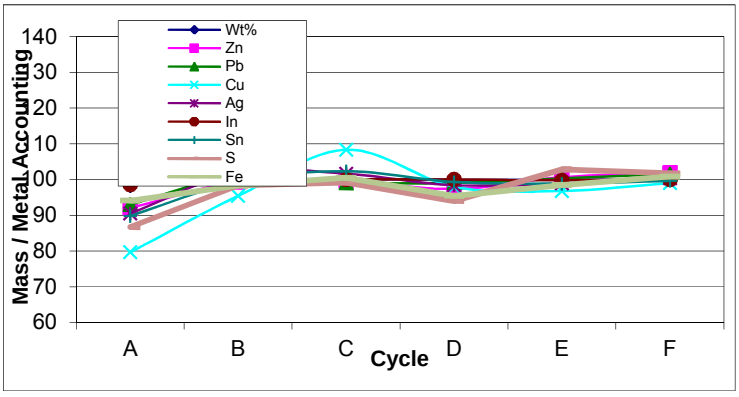

Lead recovery was 82.9% to a lead concentrate assaying 67.3% Pb.

Copper recovery was 62.3 % to a copper concentrate assaying 23.5% Cu.

Zinc recovery was 81.5% to a zinc concentrate assaying 39.8% Zn.

Silver recoveries were 75.9% to the lead concentrate assaying 7,761 g Ag/t, 8.8% to the copper concentrate assaying 1,454 g Ag/t and 5.9% to the zinc concentrate assaying 314 g Ag/t.

Using the same approach as Test LCT1 to estimate indium recovery, in this test, which had a very low indium grade (1.7 g In/t), 14.4% of the indium reported to the copper concentrate assaying 61 g In/t and 68.8 % to the zinc concentrate assaying 90 g In/t.

Composite B Lock Cycle Test

A lock cycle test, Test LCT3, was completed on Composite B generally under the conditions of Test F13 except with a higher pH in the zinc float and more collector added to the copper/lead rougher float. The metallurgical projections based on the last three cycles (Cycles D to F) are summarized in Table 12 below. As noted in Figure 5, the lock cycle test appeared to be stable in the last three cycles.

Table 12
Silver Range Resources Ltd. - Keg Main Zone Metallurgical Testwork
Metallurgical Projections from Cycles D through F of Lock Cycle Test LCT3 Conducted on Composite B

Product	Weight %	Assays, % or g Ag /t or g In/t						Distribution, %					
		Zn	Pb	Cu	Ag	In	Sn	Zn	Pb	Cu	Ag	In	Sn
Pb Concentrate	0.5	1.19	59.7	5.85	4521	<50	0.51	0.2	82.9	4.3	38.4	n/a	3.1
Cu Concentrate	1.7	2.90	0.89	29.8	1351	129	1.84	2.1	4.6	80.2	42.3	14.0	41.5
Zn Concentrate	4.4	49.6	0.28	1.11	94.6	291	0.011	92.4	3.7	7.7	7.7	82.1	0.6
Zn 1st Cleaner Tail	5.0	1.35	0.06	0.37	43.0	<50	0.090	2.9	1.0	2.9	4.0	n/a	6.0
Zn Rougher Tail	88.5	0.064	0.029	0.035	4.67	<50	0.041	2.4	7.8	4.9	7.7	n/a	48.7
Calculated Head		2.34	0.33	0.63	53.8	n/a	0.075						
Assay Head		2.30	0.30	0.60	56.2	15.6	0.076						

Mesh-of-Grind P_{80}	**µm**
Primary Grind	134
Cu/Pb Rougher Regrind	27
Zinc Rougher Regrind	20

Figure 5
Silver Range Project –Composite B Lock Cycle Test (Test LCT3)
Test Stability Check
(from SGS Lakefield)

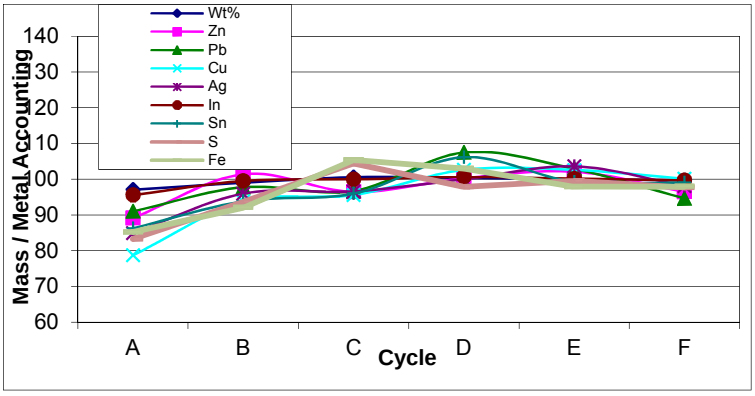

Lead recovery was 82.9% to a lead concentrate assaying 59.7% Pb.

Copper recovery was 80.2% to a copper concentrate assaying 29.8% Cu.

Zinc recovery was 92.4% to a zinc concentrate assaying 49.6% Zn.

Silver recoveries were 38.4% to the lead concentrate assaying 4,521 g Ag/t, 42.3% to the copper concentrate assaying 1,351g Ag/t and 7.7 % to the zinc concentrate assaying 94.6 g Ag/t.

Using the same approach as Test LCT1 to estimate indium recovery, 14.0 % of the indium reported to the copper concentrate assaying 129 g In/t and 82.1% to the zinc concentrate assaying 291 g In/t.

Composite C Lock Cycle Test

A lock cycle test, Test LCT4, was completed on Composite C generally under the conditions of Test F14 except with a higher pH in the zinc float and more collector added to the copper/lead rougher float. The metallurgical projections based on the last three cycles (Cycles D to F) are summarized in Table 13 below. As noted in Figure 6, the lock cycle test appeared to be stable in the last three cycles.

Table 13
Silver Range Resources Ltd. - Keg Main Zone Metallurgical Testwork
Metallurgical Projections from Cycles D through F of Lock Cycle Test LCT4 Conducted on Composite C

Product	Weight %	Assays, % or g Ag /t or g In/t						Distribution, %					
		Zn	Pb	Cu	Ag	In	Sn	Zn	Pb	Cu	Ag	In	Sn
Pb Concentrate	0.4	1.00	68.2	3.89	5507	21	0.18	0.2	84.9	5.1	55.3	0.5	3.0
Cu Concentrate	0.8	3.61	2.62	29.0	1326	132	0.76	1.7	6.4	75.3	26.2	6.1	24.5
Zn Concentrate	3.2	46.1	0.33	0.75	81.2	325	0.002	92.0	3.5	8.2	6.8	63.3	0.3
Zn 1st Cleaner Tail	3.9	0.97	0.01	0.30	25.0	9.3	0.02	2.4	0.1	4.0	2.6	2.2	4.0
Zn Rougher Tail	91.7	0.06	0.02	0.02	3.8	<5	0.02	3.6	5.1	7.4	9.1	27.9	68.2
Calculated Head		1.60	0.31	0.29	38.0	16.4	0.02						
Assay Head		1.67	0.34	0.31	44.1	13.1	0.023						

Mesh-of-Grind P_{80}	**µm**
Primary Grind	95
Cu/Pb Rougher Regrind	26
Zinc Rougher Regrind	20

Figure 6
Silver Range Project –Composite C Lock Cycle Test (Test LCT4)
Test Stability Check
(from SGS Lakefield)

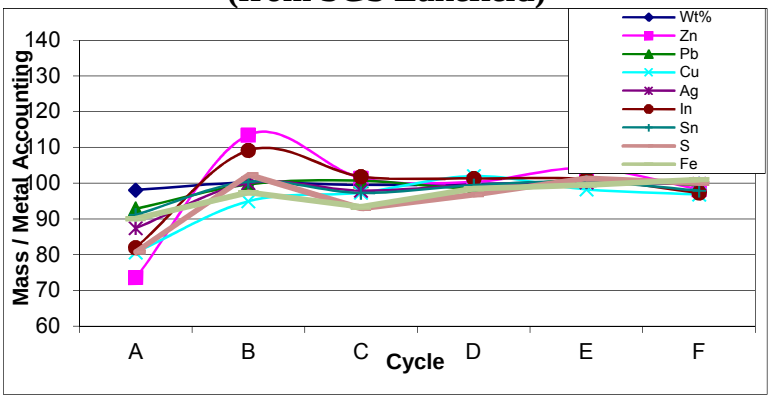

Lead recovery was 84.9% to a lead concentrate assaying 68.2% Pb.

Copper recovery was 75.3% to a copper concentrate assaying 29.0% Cu.

Zinc recovery was 92.0% to a zinc concentrate assaying 46.1% Zn.

Silver recoveries were 55.3% to the lead concentrate assaying 5,507 g Ag/t, 26.2% to the copper concentrate assaying 1,326 g Ag/t and 6.8% to the zinc concentrate assaying 81 g Ag/t.

In this test, the only test in the series, a lower detection limit, 5 ppm, was possible for indium hence a calculated metallurgical balance for indium, assuming a 5 g In/t assay for the final tail (which was actually <5 g In/t), was available for this test. As noted in Table 13 above, very little indium (0.5%) reports to the lead concentrate which assayed 21 g In/t. Only 6.1% of the indium reported to the copper concentrate assaying 132 g In/t and 63.3% reported to the zinc concentrate assaying 325 g In/t.

Composite D Lock Cycle Test

A lock cycle test, Test LCT5, was completed on Composite D generally under the conditions of Test F15 except with a higher pH in the zinc float. The metallurgical projections based on the last three cycles (Cycles D to F) are summarized in Table 14 below. As noted in Figure 7, the lock cycle test appeared to be relatively stable in the last three cycles.

Table 14
Silver Range Resources Ltd. - Keg Main Zone Metallurgical Testwork
Metallurgical Projections from Cycles D through F of Lock Cycle Test LCT5 Conducted on Composite D

Product	Weight %	Assays, % or g Ag /t or g In/t						Distribution, %					
		Zn	Pb	Cu	Ag	In	Sn	Zn	Pb	Cu	Ag	In	Sn
Pb Concentrate	0.3	0.89	65.8	3.73	6647	<50	0.25	0.3	82.4	12.2	65.7	n/a	7.5
Cu Concentrate	0.2	3.32	6.79	25.2	2062	169	1.09	0.9	6.1	59.0	14.6	3.8	23.4
Zn Concentrate	2.6	28.4	0.45	0.56	105	249	0.002	85.7	4.7	15.1	8.6	73.6	0.5
Zn 1st Cleaner Tail	3.4	2.33	0.084	0.11	29.3	<50	0.002	9.2	1.1	3.7	3.1	n/a	0.6
Zn Rougher Tail	93.4	0.036	0.015	0.010	2.7	<50	0.008	3.9	5.7	10.0	7.9	n/a	67.9
Calculated Head		0.87	0.25	0.10	31.8	n/a	0.011						
Assay Head		0.89	0.27	0.10	32.3	8.80	0.010						
Mesh-of-Grind P_{80}		**µm**											
Primary Grind		111											
Cu/Pb Rougher Regrind		26											
Zinc Rougher Regrind		19											

Figure 7
Silver Range Project –Composite D Lock Cycle Test (Test LCT5)
Test Stability Check
(from SGS Lakefield)

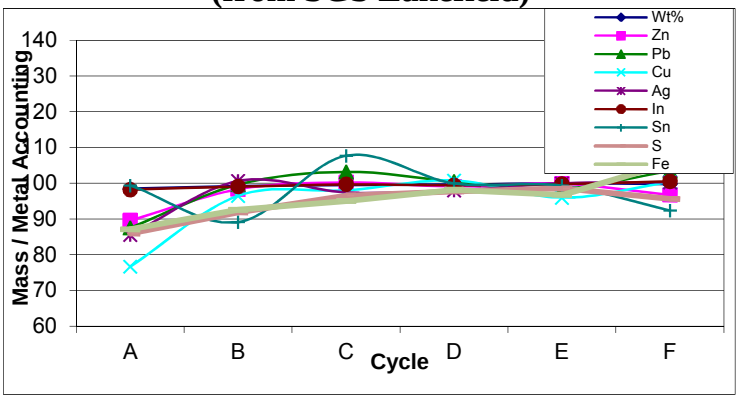

Lead recovery was 82.4% to a lead concentrate assaying 65.8% Pb.

Copper recovery was 59.0% to a copper concentrate assaying 25.2% Cu.

Zinc recovery was 85.7% to a zinc concentrate assaying 28.4% Zn.

Silver recoveries were 65.7% to the lead concentrate assaying 6,647 g Ag/t, 14.6% to the copper concentrate assaying 2,062 g Ag/t and 8.6% to the zinc concentrate assaying 105 g Ag/t.

Using the same approach as Test LCT1 to estimate indium recovery, 3.8% of the indium reported to the copper concentrate assaying 169 g In/t and 73.6% to the zinc concentrate assaying 249 g In/t.

Composite E Lock Cycle Test

A lock cycle test, Test LCT6, was completed on Composite E generally under the conditions of Test F16 except with a shorter zinc cleaner retention time. The metallurgical projections based on the last three cycles (Cycles D to F) are summarized in Table 15 below. As noted in Figure 8, the lock cycle test was relatively stable in the last three cycles.

Table 15
Silver Range Resources Ltd. - Keg Main Zone Metallurgical Testwork
Metallurgical Projections from Cycles D through F of Lock Cycle Test LCT6 Conducted on Composite E

Product	Weight %	Assays, % or g Ag /t or g In/t						Distribution, %					
		Zn	Pb	Cu	Ag	In	Sn	Zn	Pb	Cu	Ag	In	Sn
Pb Concentrate	0.2	1.00	64.4	3.86	4895	<50	0.15	0.1	77.5	4.4	43.1	n/a	1.1
Cu Concentrate	0.4	3.25	3.96	28.2	1468	274	0.78	1.0	10.6	72.2	28.9	5.6	13.3
Zn Concentrate	2.6	48.3	0.29	0.71	91.5	658	0.002	92.3	5.0	11.7	11.6	87.7	0.2
Zn 1st Cleaner Tail	3.7	1.11	0.04	0.15	18.2	<50	0.02	3.0	1.1	3.4	3.3	n/a	3.3
Zn Rougher Tail	93.1	0.05	0.01	0.01	2.9	<50	0.02	3.6	5.7	8.2	13.2	n/a	82.1
Calculated Head		1.37	0.15	0.16	20.7	n/a	0.02						
Assay Head		1.28	0.15	0.14	21.1	19.5	0.021						

Mesh-of-Grind P_{80}	**µm**
Primary Grind	91
Cu/Pb Rougher Regrind	32
Zinc Rougher Regrind	16

Figure 8
Silver Range Project –Composite E Lock Cycle Test (Test LCT6)
Test Stability Check
(from SGS Lakefield)

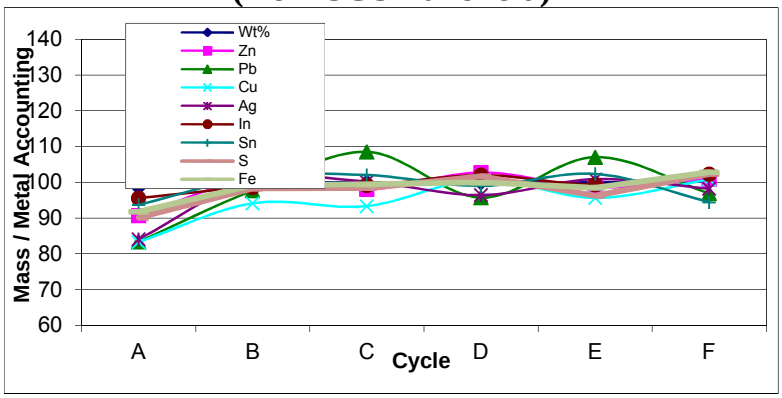

Lead recovery was 77.5% to a lead concentrate assaying 64.4% Pb.

Copper recovery was 72.2% to a copper concentrate assaying 28.2% Cu.

Zinc recovery was 92.3% to a zinc concentrate assaying 48.3% Zn.

Silver recoveries were 43.1% to the lead concentrate assaying 4,895 g Ag/t, 28.9% to the copper concentrate assaying 1,468 g Ag/t and 11.6% to the zinc concentrate assaying 91.5 g Ag/t.

Using the same approach as Test LCT1 to estimate indium recovery, 5.6% of the indium reported to the copper concentrate assaying 274 g In/t and 87.7% to the zinc concentrate assaying 658 g In/t.

Composite F Lock Cycle Test

A lock cycle test, Test LCT7, was completed on Composite F generally under the conditions of Test F17 but with a shorter zinc cleaner retention time. The metallurgical projections based on the last three cycles (Cycles D to F) are summarized in Table 16 below. As noted in Figure 9, the lock cycle test appeared to be stable in the last three cycles.

Table 16
Silver Range Resources Ltd. - Keg Main Zone Metallurgical Testwork
Metallurgical Projections from Cycles D through F of Lock Cycle Test LCT7 Conducted on Composite F

Product	Weight %	Assays, % or g Ag /t or g In/t						Distribution, %					
		Zn	Pb	Cu	Ag	In	Sn	Zn	Pb	Cu	Ag	In	Sn
Pb Concentrate	0.4	1.43	65.1	3.95	5567	<50	0.28	0.5	83.9	7.9	65.0	n/a	2.9
Cu Concentrate	0.5	4.57	4.37	27.6	1089	137	1.72	1.9	6.9	67.6	15.6	7.5	21.8
Zn Concentrate	2.1	45.9	0.79	1.17	129	305	0.002	87.5	5.8	13.3	8.6	70.4	0.1
Zn 1st Cleaner Tail	4.0	1.49	0.01	0.17	22.0	<50	0.02	5.4	0.1	3.7	2.8	n/a	2.0
Zn Rougher Tail	93.1	0.06	0.01	0.01	2.7	<50	0.03	4.7	3.3	7.4	8.0	n/a	73.2
Calculated Head		1.10	0.29	0.18	31.5	n/a	0.04						
Assay Head		1.14	0.28	0.19	32.7	9.1	0.036						

Mesh-of-Grind P_{80}	**µm**
Primary Grind	89
Cu/Pb Rougher Regrind	25
Zinc Rougher Regrind	15

Figure 9
Silver Range Project –Composite F Lock Cycle Test (Test LCT7)
Test Stability Check
(from SGS Lakefield)

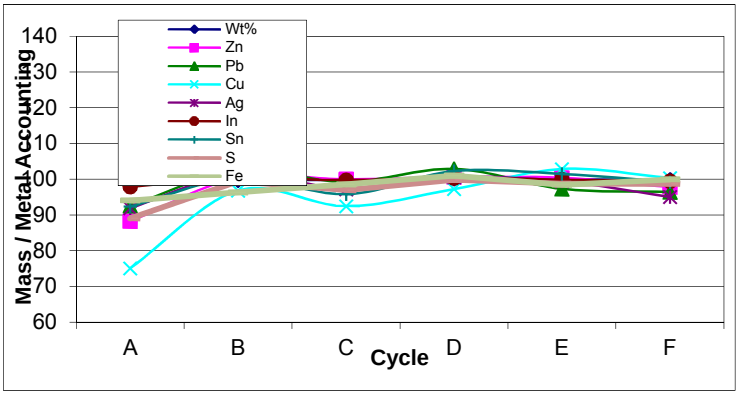

Lead recovery was 83.9% to a lead concentrate assaying 65.1% Pb.

Copper recovery was 67.6% to a copper concentrate assaying 27.6% Cu.

Zinc recovery was 87.5% to a zinc concentrate assaying 45.9%.

Silver recoveries were 65.0% to the lead concentrate assaying 5,567 g Ag/t, 15.6% to the copper concentrate assaying 1,089 g Ag/t and 8.6% to the zinc concentrate assaying 129 g Ag/t.

Using the same approach as Test LCT1 to estimate indium recovery, 7.5% of the indium reported to the copper concentrate assaying 137 g In/t and 70.4% to the zinc concentrate assaying 305 g In/t.

Summary of Lock Cycle Test Results

Table 17 below summarizes the results of the lock cycle tests and compares the average results of the six variability tests against the results of the Overall Composite which was a blend of the six variability composites. Table 18 compares assay head grades against recoveries.

Table 17
Silver Range Resources Ltd. - Keg Main Zone Metallurgical Testwork
Summary of Lock Cycle Test Results

Composite	A	B	C	D	E	F	Avg.	Overall
Zinc Concentrate								
% Zn	**39.8**	**49.6**	**46.1**	**28.4**	**48.3**	**45.9**	**43.0**	**47.5**
% Pb	1.65	0.28	0.33	0.45	0.29	0.79	0.63	0.53
% Cu	1.08	1.11	0.75	0.56	0.71	1.17	0.90	0.91
g Ag/t	314	95	81	105	92	129	136	117
g In/t	90	291	325	249	658	305	320	358
% Sn	0.24	0.011	0.002	0.002	0.002	0.002	0.043	<0.002
% Zinc Recovery	**81.5**	**92.4**	**92.0**	**85.7**	**92.3**	**87.5**	**88.6**	**85.2**
% Silver Recovery	5.9	7.7	6.8	8.6	11.6	8.6	8.2	6.6
% Indium Recovery	68.8	82.1	63.3	73.6	87.7	70.4	74.3	72.2
Lead Concentrate								
% Pb	**67.3**	**59.7**	**68.2**	**65.8**	**64.4**	**65.1**	**65.1**	**65.5**
% Cu	3.87	5.85	3.89	3.73	3.86	3.95	4.19	4.90
% Zn	1.45	1.19	1.00	0.89	1.00	1.43	1.16	1.12
g Ag/t	7,761	4,521	5,507	6,647	4,895	5,567	5,816	5,924
g In/t	<50	<50	21	<50	<50	<50	<50	<50
% Sn	1.28	0.51	0.18	0.25	0.15	0.28	0.44	0.44
% Lead Recovery	**82.9**	**82.9**	**84.9**	**82.4**	**77.5**	**83.9**	**82.4**	**84.8**
% Silver recovery	75.9	38.4	55.3	65.7	43.1	65.0	57.2	60.5
% Indium Recovery	n/a	n/a	0.5	n/a	n/a	n/a	n/a	n/a
Copper Concentrate								
% Cu	**23.5**	**29.8**	**29.0**	**25.2**	**28.2**	**27.6**	**27.2**	**28.8**
% Pb	5.93	0.89	2.62	6.79	3.96	4.37	4.09	2.65
% Zn	8.53	1.19	3.61	3.32	3.25	4.57	4.08	3.85
g Ag/t	1,454	1,351	1,326	2,062	1,468	1,089	1,458	1,442
g In/t	61	129	132	169	274	137	150	150
% Sn	5.73	1.84	0.76	1.09	0.78	1.72	1.99	2.04
% Copper Recovery	**62.3**	**80.2**	**75.3**	**59.0**	**72.2**	**67.6**	**69.4**	**71.4**
% Silver Recovery	8.8	42.3	26.2	14.6	28.9	15.6	22.7	22.0
% Indium Recovery	14.4	14.0	6.1	3.8	5.6	7.5	8.6	7.9

Table 18
Silver Range Resources Ltd. - Keg Main Zone Metallurgical Testwork
Lock Cycle Tests – Comparison of Head Grades and Recoveries

	Assay Head Grade					% Recovery				
Composite	**%Zn**	**%Pb**	**%Cu**	**g Ag/t**	**g In/t**	**Zn**	**Pb**	**Cu**	**Ag(1)**	**In(2)**
A	0.69	0.62	0.18	89.1	1.7	81.5	82.9	62.3	84.7	83.2
B	2.30	0.30	0.60	56.2	15.6	92.4	82.9	80.2	80.7	96.1
C	1.67	0.34	0.31	44.1	13.1	92.0	84.9	75.3	81.5	69.4
D	0.89	0.27	0.10	32.3	8.8	85.7	82.4	59.0	80.3	77.4
E	1.28	0.15	0.14	21.1	19.5	92.3	77.5	72.2	72.0	93.3
F	1.14	0.28	0.19	32.7	9.1	87.5	83.9	67.6	80.6	77.9
Average	1.33	0.33	0.25	45.9	11.3	88.6	82.4	69.4	80.0	82.9
Overall	1.36	0.31	0.27	41.6	11.4	85.2	84.8	71.4	82.5	80.1

Notes: 1. Combined silver recovery to lead and copper concentrate
2. Combined indium recovery to zinc and copper concentrate

General comments and observations on the lock cycle results are noted below:

- There was generally good agreement between the results of the Overall Composite and the average results of the six variability composites, both with respect to grades and recoveries.
- Zinc concentrate grades of greater than 45% Zn were achievable on composites with head grades greater than 1.0 % Zn. As noted above the lock cycle tests were completed using sodium cyanide as a depressant in the float. The use of sodium metabisulphite offers the potential to increase the zinc grade in the zinc concentrate. This is currently being evaluated further on the Overall Composite.
- The lead grade in the lead concentrate, which averaged 65% Pb, was independent of the head grade of the composites. Excellent lead concentrate grades were achieved even down to a low head grade of 0.15% Pb in Composite E.
- Excellent copper grades were obtained in the copper concentrate, averaging 27.2% Cu, even for the composites with relatively low copper head grade. For example Composite D with a copper head grade of only 0.10% Cu achieved a 25.2% Cu concentrate grade.
- Zinc recoveries to zinc concentrate averaged 88.6% and were generally over 90% for composites with zinc head grades greater than 1.0% Zn. Net zinc recoveries may adjust slightly downward when attempting to increase the concentrate zinc grade to a target of 50% Zn.

- Lead recoveries to lead concentrate averaged 82.4% and were all greater than 80% except for the one composite with a low lead head grade which had a 77.5% lead recovery for a 0.15% Pb head grade, still quite acceptable for a low head grade.
- Copper recoveries averaged 69.4% and generally followed copper head grade, ranging from 80.2% recovery for a 0.60% Cu head grade (Composite B) down to 59.0% for a 0.10% Cu head grade (Composite D).
- Excellent silver recoveries were achieved, averaging 57.2% recovery to lead concentrate assaying an average of 5,816 g Ag/t, and 22.7% recovery to copper concentrate assaying an average of 1,458 g Ag/t. A minor amount, an average of 8.2%, reported to the zinc concentrate which assayed an average of 136 g Ag/t. Silver head grade did not have much impact on overall silver recovery.
- The majority of the recoverable indium reported to the zinc concentrate, averaging 74.3% recovery and assaying an average of 320 g In/t. A lesser amount, 8.6%, was recovered to the copper concentrate assaying an average of 150 g In/t. No indium reported to the lead concentrate. Indium head grade did not seem to have an impact on overall indium recovery.
- The average tin grades were 1.99% Sn in the copper concentrate, 0.44% Sn in the lead concentrate and 0.04% in the zinc concentrate. The majority of the tin, an average of 60%, was not recovered and reported to the final float tails which had an average tails tin assay of 0.025% Sn.

In summary the Keg Zone mineralization responds very well to typical copper/lead/zinc flotation circuits with excellent recoveries of payable metals and acceptable concentrate grades in copper, lead and zinc concentrates, in line with metallurgical efficiencies of much higher grade copper/lead/zinc deposits.

ON-GOING TESTWORK

The following summarizes remaining testwork as previously planned and outstanding test results which remain to be received:

- Two batch flotation tests are being done on the Overall Composite, one using a combination of cyanide and sodium metabisulphite (MBS) as depressants in the float and one only using MBS as a depressant. Once these additional results are available, a repeat lock cycle test on the Overall Composite using the better of the two depressants will be done to quantify concentrate grade and recovery under

conditions approaching steady state, particularly as it applies to the zinc concentrate.

- Final QEMSCAN mineralogical report for the Overall Composite.
- Detailed elemental analysis of final concentrate products.
- Tailings physical and chemical characterization including:
  - Specific gravity and particle size distribution.
  - Acid Base Accounting (ABA) and Net Acid Generation Potential (NAG).
  - Detailed ICP-OES/MS analysis of tailings solids and liquid.
  - Tailings aging tests with analysis of tailings supernatant at 3, 7, 14, 28 and 56 days.
  - Toxicity LC50 testing (rainbow trout and daphnia magna).
  - Tailings settling tests and rheology measurements.

Yours truly;
MELIS ENGINEERING LTD.

Lawrence A. Melis, P.Eng.
President

APPENDIX A

SILVER RANGE KEG MAIN ZONE METALLURGICAL TESTWORK

SGS-LAKEFIELD TEST DATA SHEETS

Test No.: F11 **Project No.:** 13589-001 **Operator:** CC **Date:** July 11th 2012

Purpose: As F10, less NaCN with finer regrinds

Procedure: As outlined below.

Feed: 2 x 2 kg of minus 10 mesh 50244-001 Overall Comp (location in a drum on a skid in the freezer)

Primary Grind: 30 minutes / 2 kg @ 65% solids in laboratory ball mill (BM#1). P80 = µm

CuPb Regrind 20 minutes / 2 x CuPb Ro Conc 1-3 @ 65% solids in laboratory pebble mill. P80 = 14 µm

Zn Regrind 20 minutes / 1 x Zn Ro Conc 1-3 @ 65% solids in laboratory pebble mill. P80 = 20 µm

Conditions:

	Reagents added, grams per tonne							Time, minutes				
Stage	$Ca(OH)_2$	$ZnSO_4$	3418A	$CuSO_4$	5100	NaCN	MIBC	Grind	Cond.	Froth	pH	Ep (mV)
Grind (BM#1)	200	-	-	-	-	-	-	30			7.8	-40
CuPb Rougher (Based on 4kg of Feed)												
Aeration	-	-	-	-	-	-	-		5		7.8	+100
CuPb Rougher 1	313	-	5	-	-	-	12.5		1	1	9.5	+80
CuPb Rougher 2	-	-	2.5	-	-	-	5		1	2	9.2	+120
CuPb Rougher 3	-	-	2.5	-	-	-	5		1	3	9.0	+140
CuPb Cleaner (Based on 4Kg CuPb Rougher concentrates)												
Regrind (PM)	75	75	5	-	-	12.5	-	20			9.2	+100
CuPb 1st Cleaner	20	-	-	-	-	-	5		1	4	10.0	+60
CuPb 2nd Cleaner	12.5	-	2.5	-	-	-	5		1	3	10.0	+60
CuPb 3rd Cleaner	25	-	2.5	-	-	-	5		1	2	10.0	+60
CuPb Separation (CuPb 3rd Cleaner Concentrate)											8.0	+140
Pb Rougher 1	-	-	2.5	-	-	355	5		1	1	10.6	-380
Pb Rougher 2	-	-	-	-	-	-	-			1		
Pb Rougher 3	-	-	-	-	-	-	-			1		
Pb Cleaner (Pb Rougher Concentrate)												
Pb Cleaner	-	-	2.5	-	-	162.5	5		1	2	10.6	-380
Zn Rougher (CuPb Rougher + 1st Cleaner Tail per 4kg of feed)												
Condition	1450	-	-	250	-	-	-		3		11.5	+50
Zn Rougher 1	-	-	-	-	10	-	10		1	2	11.5	+20
Zn Rougher 2	-	-	-	-	10	-	5		1	2	11.3	+50
Zn Rougher 3	-	-	-	-	5	-	5		1	4	11.2	+75
Zn Cleaner (2 x Zn Ro Conc 1-3)												
Regrind	500	-	-	50	-	-	-	20			11.5	+20
Zn 1st Cleaner	20	-	-	-	5	-	5		1	5	11.8	0
Zn 2nd Cleaner	168	-	-	-	5	-	5		1	4	11.8	+10
Zn 3rd Cleaner	250	-	-	-	2.5	-	5		1	3	11.8	+20
Zn 4th Cleaner	250	-	-	-	-	-	5		1	3	11.8	+20
Total	3283	75	25	300	38	530	88	70	23	43		

* as required

Stage	Roughers	CuPb, Zn 1st Cl	CuPb, Zn 2nd-3rd Cl	Pb Rougher, Cl
Flotation Cell # 8	2000g-D2	500g-D1	500g-D1	250g-D1
Speed: rpm	1500	1500	1500	1200

Metallurgical Balance

Product	Weight		Assays %, g/t								% Distribution							
	g	%	Zn	Pb	Cu	Ag	In	Sn	S	Fe	Zn	Pb	Cu	Ag	In	Sn	S	Fe
Pb Cleaner Conc	14.2	0.4	0.76	67.9	4.00	nss	nss	0.36	14.0	4.7	0.2	72.7	5.7	-	-	3.2	1.8	-
Pb Cleaner Tail	5.7	0.1	2.61	14.1	24.1	nss	nss	1.00	27.8	22.6	0.3	6.1	13.8	-	-	3.6	1.4	-
Pb Ro Tl (Cu Conc)	20.9	0.5	3.77	3.88	27.9	nss	< 50	2.04	31.4	25.5	1.5	6.1	58.5	-	-	26.8	6.0	-
CuPb 3rd Cl Tail	1.1	0.0	11.0	4.00	6.00	nss	nss	0.80	17.9	nss	0.2	0.3	0.7	-	-	0.6	0.2	-
CuPb 2nd Cl Tail	4.0	0.1	10.1	2.13	5.17	nss	nss	0.40	16.5	14.0	0.8	0.6	2.1	-	-	1.0	0.6	-
Zn 4th Clnr Conc	115.9	2.9	41.0	0.54	0.69	110	329	0.080	33.9	20.1	89.9	4.7	8.0	-	-	5.8	35.9	-
Zn 4th Clnr Tail	8.3	0.2	3.30	0.17	0.48	69.3	< 50	0.038	33.8	45.6	0.5	0.1	0.4	-	-	0.2	2.6	-
Zn 3rd Clnr Tail	19.6	0.5	2.58	0.18	0.49	55.1	< 50	0.051	30.2	44.9	1.0	0.3	1.0	-	-	0.6	5.4	-
Zn 2nd Clnr Tail	34.1	0.9	1.25	0.12	0.36	36.8	< 50	0.037	22.4	33.8	0.8	0.3	1.2	-	-	0.8	7.0	-
Zn 1st Clnr Tail	141.6	3.5	0.43	0.08	0.15	21.2	< 50	0.030	14.8	23.5	1.2	0.8	2.1	-	-	2.7	19.2	-
Zn Rougher Tail	3634.2	90.9	0.053	0.029	0.018	3.30	< 50	0.024	0.60	2.88	3.6	7.9	6.6	-	-	54.8	19.9	-
Head (calc.)	3999.6	100.0	1.32	0.33	0.25	-	-	0.040	2.74	-	100.0	100.0	100.0	-	-	100.0	100.0	-
(direct)			1.36	0.31	0.27	41.6	11.4	0.040	2.81	4.70								
Combined Products			Estimated value - Insufficient sample mass															
Pb Cleaner Conc		**0.4**	**0.76**	**67.9**	**4.00**	**-**	**-**	**0.36**	**14.0**	**4.7**	**0.2**	**72.7**	**5.7**	**-**	**-**	**3.2**	**1.8**	**-**
Pb Rougher Conc		0.5	1.29	52.5	9.76	-	-	0.54	18.0	9.8	0.5	78.7	19.5	-	-	6.8	3.3	-
Cu Conc (Pb Ro + Pb Cl Tail)		**0.5**	**3.77**	**3.88**	**27.9**	**-**	**-**	**2.04**	**31.4**	**25.5**	**1.5**	**6.1**	**58.5**	**-**	**-**	**26.8**	**6.0**	**-**
CuPb 3rd Cl Conc		1.0	2.56	27.6	19.1	-	-	1.31	24.8	17.9	2.0	84.9	78.0	-	-	33.6	9.3	-
CuPb 2nd Cl Conc		1.0	2.78	27.0	18.7	-	-	1.30	24.7	-	2.2	85.2	78.6	-	-	34.1	9.4	-
CuPb 1st Cl Conc		1.1	3.42	24.8	17.5	-	-	1.22	23.9	-	3.0	85.8	80.7	-	-	35.1	10.0	-
Zn Rougher Feed		98.9	1.30	0.048	0.049	7.8	-	0.026	2.49	4.69	97.0	14.2	19.3	-	-	64.9	90.0	-
Zn 4th Clnr Conc		**2.9**	**41.0**	**0.54**	**0.69**	**110**	**329**	**0.080**	**33.9**	**20.1**	**89.9**	**4.7**	**8.0**	**-**	**-**	**5.8**	**35.9**	**-**
Zn 3rd Clnr Conc		3.1	38.5	0.52	0.68	107	-	0.077	33.9	21.8	90.5	4.8	8.4	-	-	6.0	38.5	-
Zn 2nd Clnr Conc		3.6	33.6	0.47	0.65	100	-	0.074	33.4	25.0	91.4	5.1	9.4	-	-	6.6	43.9	-
Zn 1st Clnr Conc		4.4	27.4	0.40	0.59	88	-	0.067	31.3	26.6	92.2	5.4	10.6	-	-	7.4	50.9	-
Zn Rougher Conc		8.0	15.4	0.26	0.398	58	-	0.050	24.0	25.3	93.4	6.2	12.7	-	-	10.1	70.0	-
Zn Rougher Tail		90.9	0.053	0.029	0.018	3.30	-	0.024	0.60	2.88	3.6	7.9	6.6	-	-	54.8	19.9	-
Head (calc.)		100.0	1.32	0.33	0.25	-	-	0.040	2.74	-	100.0	100.0	100.0	-	-	100.0	100.0	-

Test No.:	F12			**Project No.**:	13589-001			**Operator**:	CC/TM			**Date**:							
Purpose:	As F11 on variability composites - Comp A																		
Procedure:	As outlined below.																		
					50244-001														
Feed:	2 x 2 kg of minus 10 mesh				Comp A	(location in a drum on a skid in the freezer)													
Primary Grind:	30	minutes / 2 kg @ 65% solids in laboratory ball mill (BM#1).										P80 =		µm					
CuPb Regrind	20	minutes / 2 x CuPb Ro Conc 1-3 @ 65% solids in laboratory pebble mill.										P80 =	22	µm					
Zn Regrind	15	minutes / 2 x Zn Ro Conc 1-3 @ 65% solids in laboratory pebble mill.										P80 =	17	µm					

Conditions:

	Reagents added, grams per tonne							Time, minutes				
Stage	$Ca(OH)_2$	$ZnSO_4$	3418A	$CuSO_4$	5100	NaCN	MIBC	Grind	Cond.	Froth	pH	Ep (mV)
Grind (BM#1)	200	-	-	-	-	-	-	30			7.6	+60
CuPb Rougher (Based on 4kg of Feed)												
Aeration	-	-	-	-	-	-	-		5		7.8	+100
CuPb Rougher 1	338	-	5	-	-	-	12.5		1	1	9.5	+80
CuPb Rougher 2	-	-	2.5	-	-	-	5		1	2	9.0	+100
CuPb Rougher 3	-	-	2.5	-	-	-	5		1	3	8.9	+100
CuPb Cleaner (Based on 4Kg CuPb Rougher concentrates)												
Regrind (PM)	75	75	5	-	-	12.5	-	20			8.7	+120
CuPb 1st Cleaner	30	-	-	-	-	-	5		1	4	10.0	+60
CuPb 2nd Cleaner	42.5	-	2.5	-	-	-	7.5		1	3	10.0	+60
CuPb 3rd Cleaner	15	-	2.5	-	-	-	7.5		1	2	10.0	+20
CuPb Separation (CuPb 3rd Cleaner Concentrate)												
											8.0	+140
Pb Rougher	-	-	2.5	-	-	355	5		1	5	10.6	-350
Pb Cleaner (Pb Rougher Concentrate)												
Pb Cleaner	-	-	2.5	-	-	225	5		1	3	10.6	-350
Zn Rougher (CuPb Rougher + 1st Cleaner Tail per 4kg of feed)												
Condition	1650	-	-	150	-	-	-		3		11.5	+50
Zn Rougher 1	-	-	-	-	5	-	10		1	2	11.5	+20
Zn Rougher 2	-	-	-	-	5	-	5		1	2	11.3	+40
Zn Rougher 3	-	-	-	-	5	-	5		1	4	11.1	+75
Zn Cleaner (2 x Zn Ro Conc 1-3)												
Regrind	500	-	-	30	-	-	-	15			11.8	-100
Zn 1st Cleaner		-	-	-	5	-	5		1	5	11.8	-100
Zn 2nd Cleaner	276	-	-	-	-	-	5		1	4	11.8	-100
Zn 3rd Cleaner	133	-	-	-	-	-	5		1	3	11.8	-50
Zn 4th Cleaner	135	-	-	-	-	-	5		1	3	11.8	-50
Total	3394	75	25	180	20	593	93	65	23	46		

* as required

Stage	Roughers	CuPb 1st Clnr	Cu/Pb 2nd & 3rd Cl	Zn 1st to 4th Cl	Pb Rougher, Cl
Flotation Cell # 8	2000g-D2	500g-D1	250g-D1	500g-D1	250g-D1
Speed: rpm	1500	1500	1500	1500	1200

Metallurgical Balance

Product	**Weight**		**Assays %, g/t**								**% Distribution**							
	g	**%**	**Zn**	**Pb**	**Cu**	**Ag**	**In**	**Sn**	**S**	**Fe**	**Zn**	**Pb**	**Cu**	**Ag**	**In**	**Sn**	**S**	**Fe**
Pb Cleaner Conc	24.9	0.6	1.51	72.2	3.64	8084					1.4	74.9	12.7	69.7	#DIV/0!	#DIV/0!	#DIV/0!	#DIV/0!
Pb Cleaner Tail	4.4	0.1	6.65	10.2	23.7	2000					1.1	1.9	14.6	3.0	#DIV/0!	#DIV/0!	#DIV/0!	#DIV/0!
Pb Ro Tl (Cu Conc)	11.8	0.3	7.51	5.11	25.0	1487					3.4	2.5	41.2	6.1	#DIV/0!	#DIV/0!	#DIV/0!	#DIV/0!
CuPb 3rd Cl Tail	1.6	0.0	9.52	13.0	8.68	1250					0.6	0.9	1.9	0.7	#DIV/0!	#DIV/0!	#DIV/0!	#DIV/0!
CuPb 2nd Cl Tail	9.7	0.2	8.47	6.49	4.03	1110					3.1	2.6	5.5	3.7	#DIV/0!	#DIV/0!	#DIV/0!	#DIV/0!
Zn 4th Clnr Conc	54.0	1.4	37.3	2.09	1.01	372					76.6	4.7	7.6	7.0	#DIV/0!	#DIV/0!	#DIV/0!	#DIV/0!
Zn 4th Clnr Tail	5.5	0.1	7.27	0.74	0.53	154					1.5	0.2	0.4	0.3	#DIV/0!	#DIV/0!	#DIV/0!	#DIV/0!
Zn 3rd Clnr Tail	8.0	0.2	4.28	0.52	0.47	131					1.3	0.2	0.5	0.4	#DIV/0!	#DIV/0!	#DIV/0!	#DIV/0!
Zn 2nd Clnr Tail	18.7	0.5	1.30	0.20	0.37	97.8					0.9	0.2	1.0	0.6	#DIV/0!	#DIV/0!	#DIV/0!	#DIV/0!
Zn 1st Clnr Tail	110.3	2.8	0.25	0.046	0.10	26.2					1.0	0.2	1.5	1.0	#DIV/0!	#DIV/0!	#DIV/0!	#DIV/0!
Zn Rougher Tail	3727.1	93.7	0.063	0.076	0.025	5.80					8.9	11.8	13.0	7.5	#DIV/0!	#DIV/0!	#DIV/0!	#DIV/0!
Head (calc.)	3976.0	100.0	0.66	0.60	0.18	72.6	0.0	0.000	0.00	0.00	100.0	100.0	100.0	100.0	#DIV/0!	#DIV/0!	#DIV/0!	#DIV/0!
(direct)			0.69	0.62	0.18	89.1	1.7	0.077	1.83	3.20								
Combined Products			Estimated value - Insufficient sample mass															
Pb Cleaner Conc		**0.6**	**1.51**	**72.2**	**3.64**	**8084**	**0.0**	**0.00**	**0.0**	**0.0**	**1.4**	**74.9**	**12.7**	**69.7**	**#DIV/0!**	**#DIV/0!**	**#DIV/0!**	**#DIV/0!**
Pb Rougher Conc		0.7	2.28	62.9	6.65	7170	0.0	0.00	0.0	0.0	2.5	76.8	27.3	72.8	#DIV/0!	#DIV/0!	#DIV/0!	#DIV/0!
Cu Conc (Pb Ro + Pb Cl Tail)		**0.4**	**7.28**	**6.49**	**24.6**	**1626**	**0**	**0.00**	**0.0**	**0.0**	**4.5**	**4.4**	**55.8**	**9.1**	**#DIV/0!**	**#DIV/0!**	**#DIV/0!**	**#DIV/0!**
CuPb 3rd Cl Conc		1.0	3.78	46.3	11.9	5539	0	0.00	0.0	0.0	5.9	79.3	68.5	78.8	#DIV/0!	#DIV/0!	#DIV/0!	#DIV/0!
CuPb 2nd Cl Conc		1.1	4.00	45.1	11.8	5378	0	0.00	0.0	0.0	6.5	80.2	70.4	79.5	#DIV/0!	#DIV/0!	#DIV/0!	#DIV/0!
CuPb 1st Cl Conc		1.3	4.83	37.9	10.4	4588	0	0.00	0.0	0.0	9.6	82.8	75.9	83.3	#DIV/0!	#DIV/0!	#DIV/0!	#DIV/0!
Zn Rougher Feed		98.7	0.61	0.105	0.044	12.3	0.0	0.000	0.00	0.00	90.4	17.2	24.1	16.7	#DIV/0!	#DIV/0!	#DIV/0!	#DIV/0!
Zn 4th Clnr Conc		**1.4**	**37.3**	**2.09**	**1.01**	**372**	**0**	**0.000**	**0.0**	**0.0**	**76.6**	**4.7**	**7.6**	**7.0**	**#DIV/0!**	**#DIV/0!**	**#DIV/0!**	**#DIV/0!**
Zn 3rd Clnr Conc		1.5	35.9	3.02	1.62	533	0	0.000	0.0	0.0	78.2	4.9	8.0	7.3	#DIV/0!	#DIV/0!	#DIV/0!	#DIV/0!
Zn 2nd Clnr Conc		1.7	30.9	1.79	0.91	326	0	0.000	0.0	0.0	79.5	5.0	8.6	7.6	#DIV/0!	#DIV/0!	#DIV/0!	#DIV/0!
Zn 1st Clnr Conc		2.2	24.5	1.45	0.79	276	0	0.000	0.0	0.0	80.4	5.2	9.5	8.2	#DIV/0!	#DIV/0!	#DIV/0!	#DIV/0!
Zn Rougher Conc		4.9	10.9	0.66	0.403	136	0	0.000	0.0	0.0	81.4	5.4	11.1	9.2	#DIV/0!	#DIV/0!	#DIV/0!	#DIV/0!
Zn Rougher Tail		93.7	0.063	0.076	0.025	5.80	0.0	0.000	0.00	0.00	8.9	11.8	13.0	7.5	#DIV/0!	#DIV/0!	#DIV/0!	#DIV/0!
Head (calc.)		100.0	0.66	0.60	0.18	72.6	0.0	0.000	0.00	0.00	100.0	100.0	100.0	100.0	#DIV/0!	#DIV/0!	#DIV/0!	#DIV/0!

Test No.:	F13	**Project No.**:	13589-001	**Operator**:	CC/TM	**Date**:	Aug 7th 2012

Purpose: As F11 on variability composites - Comp B - higher Zn, increased NaCN in CuPb regrind and CuSO4 in Zn circuit

Procedure: As outlined below.

Feed: 2 kg of minus 10 mesh — 50244-001 Comp B (location in a drum on a skid in the freezer)

Primary Grind: 30 minutes / 2 kg @ 65% solids in laboratory ball mill (BM#1). P80 = 106 µm

CuPb Regrind 15 minutes / CuPb Ro Conc 1-3 @ 65% solids in laboratory pebble mill. P80 = 24 µm

Zn Regrind 20 minutes / Zn Ro Conc 1-3 @ 65% solids in laboratory pebble mill. P80 = 15 µm

Conditions:

	Reagents added, grams per tonne							Time, minutes				
Stage	$Ca(OH)_2$	$ZnSO_4$	3418A	$CuSO_4$	5100	NaCN	MIBC	Grind	Cond.	Froth	pH	Ep (mV)
Grind (BM#1)	200	-	-	-	-	-	-	30			7.8	-40
CuPb Rougher (Based on 2kg of Feed)												
Aeration	-	-	-	-	-	-	-		5		8.0	+120
CuPb Rougher 1	313	-	10	-	-	-	12.5		1	1	9.5	+80
CuPb Rougher 2	-	-	2.5	-	-	-	5		1	2	9.2	+100
CuPb Rougher 3	-	-	2.5	-	-	-	5		1	3	8.9	+120
CuPb Cleaner (Based on 2Kg CuPb Rougher concentrates)												
Regrind (PM)	75	75	5	-	-	25	-	15			8.5	0
CuPb 1st Cleaner	50	-	-	-	-	-	5		1	4	10.0	0
CuPb 2nd Cleaner	50	-	2.5	-	-	-	5		1	3	10.0	+40
CuPb 3rd Cleaner	50	-	2.5	-	-	-	5		1	2	10.0	+60
CuPb Separation (CuPb 3rd Cleaner Concentrate)											8.4	+140
Pb Rougher	-	-	2.5	-	-	675	5		1	3	10.6	-400
Pb Cleaner (Pb Rougher Concentrate)												
Pb Cleaner	-	-	2.5	-	-	300	5		1	2	10.2	-400
Zn Rougher (CuPb Rougher + 1st Cleaner Tail per 2kg of feed)												
Condition	1505	-	-	350	-	-	-		3		11.5	-50
Zn Rougher 1	-	-	-	-	10	-	10		1	2	11.5	-50
Zn Rougher 2	-	-	-	-	10	-	5		1	2	11.3	-75
Zn Rougher 3	-	-	-	-	5	-	5		1	4	11.1	-75
Zn Cleaner (Zn Ro Conc 1-3)												
Regrind	500	-	-	75	-	-	-	20			11.0	-100
Zn 1st Cleaner	500	-	-	-	5	-	5		1	5	11.8	-100
Zn 2nd Cleaner	745	-	-	-	2.5	-	5		1	4	11.8	-100
Zn 3rd Cleaner	280	-	-	-	-	-	5		1	3	11.8	-75
Zn 4th Cleaner	175	-	-	-	-	-	5		1	3	11.8	-75
Total	4443	75	30	425	33	1000	88	65	23	43		

Lots of Pyrite in Zn Ro's

* as required

Stage	Roughers	CuPb 1st Clnr	Cu/Pb 2nd & 3rd Cl	Zn 1st to 4th Cl	Pb Rougher, Cl
Flotation Cell # 8	1000g-D1	500g-D1	250g-D1	500g-D1	250g-D1
Speed: rpm	1500	1500	1500	1500	1200

Metallurgical Balance

Product	Weight		Assays %, g/t								% Distribution							
	g	%	Zn	Pb	Cu	Ag	In	Sn	S	Fe	Zn	Pb	Cu	Ag	In	Sn	S	Fe
Pb Cleaner Conc	5.6	0.3	0.61	73.1	2.04	6000					0.1	58.3	0.9	30.1	#DIV/0!	#DIV/0!	#DIV/0!	#DIV/0!
Pb Cleaner Tail	3.4	0.2	1.89	17.6	23.2	2000					0.1	8.5	6.4	6.1	#DIV/0!	#DIV/0!	#DIV/0!	#DIV/0!
Pb Ro Tl (Cu Conc)	23.1	1.2	1.61	2.32	31.3	1437					0.8	7.6	58.5	29.8	#DIV/0!	#DIV/0!	#DIV/0!	#DIV/0!
CuPb 3rd Cl Tail	2.8	0.1	9.50	10.0	7.50	600					0.6	4.0	1.7	1.5	#DIV/0!	#DIV/0!	#DIV/0!	#DIV/0!
CuPb 2nd Cl Tail	4.1	0.2	8.50	6.50	4.00	300					0.7	3.8	1.3	1.1	#DIV/0!	#DIV/0!	#DIV/0!	#DIV/0!
Zn 4th Clnr Conc	79.1	4.0	46.3	0.44	3.23	201					76.4	5.0	20.7	14.3	#DIV/0!	#DIV/0!	#DIV/0!	#DIV/0!
Zn 4th Clnr Tail	5.8	0.3	32.1	0.59	2.55	198					3.9	0.5	1.2	1.0	#DIV/0!	#DIV/0!	#DIV/0!	#DIV/0!
Zn 3rd Clnr Tail	6.9	0.3	23.1	0.46	2.14	168					3.3	0.5	1.2	1.0	#DIV/0!	#DIV/0!	#DIV/0!	#DIV/0!
Zn 2nd Clnr Tail	14.8	0.7	10.0	0.26	1.12	96.1					3.1	0.5	1.3	1.3	#DIV/0!	#DIV/0!	#DIV/0!	#DIV/0!
Zn 1st Clnr Tail	101.8	5.1	4.24	0.037	0.30	40.7					9.0	0.5	2.5	3.7	#DIV/0!	#DIV/0!	#DIV/0!	#DIV/0!
Zn Rougher Tail	1754.2	87.6	0.056	0.043	0.030	6.40					2.0	10.7	4.3	10.1	#DIV/0!	#DIV/0!	#DIV/0!	#DIV/0!
Head (calc.)	2001.6	100.0	2.40	0.35	0.62	55.7	0.0	0.000	0.00	0.00	100.0	100.0	100.0	100.0	#DIV/0!	#DIV/0!	#DIV/0!	#DIV/0!
(direct)			2.30	0.30	0.60	56.2	15.6	0.076	4.14	5.51								
Combined Products			Estimated value - Insufficient sample mass															
Pb Cleaner Conc		**0.3**	**0.61**	**73.1**	**2.04**	**6000**	**0.0**	**0.00**	**0.0**	**0.0**	**0.1**	**58.3**	**0.9**	**30.1**	**#DIV/0!**	**#DIV/0!**	**#DIV/0!**	**#DIV/0!**
Pb Rougher Conc		0.4	1.09	52.1	10.0	4489	0.0	0.00	0.0	0.0	0.2	66.8	7.3	36.2	#DIV/0!	#DIV/0!	#DIV/0!	#DIV/0!
Cu Conc (Pb Ro + Pb Cl Tail)		**1.3**	**1.65**	**4.28**	**30.3**	**1509**	**0**	**0.00**	**0.0**	**0.0**	**0.9**	**16.2**	**64.9**	**35.9**	**#DIV/0!**	**#DIV/0!**	**#DIV/0!**	**#DIV/0!**
CuPb 3rd Cl Conc		1.6	1.47	16.3	25.3	2293	0	0.00	0.0	0.0	1.0	74.5	65.8	66.0	#DIV/0!	#DIV/0!	#DIV/0!	#DIV/0!
CuPb 2nd Cl Conc		1.7	2.11	15.8	23.9	2157	0	0.00	0.0	0.0	1.5	78.5	67.5	67.5	#DIV/0!	#DIV/0!	#DIV/0!	#DIV/0!
CuPb 1st Cl Conc		1.9	2.78	14.8	21.8	1962	0	0.00	0.0	0.0	2.3	82.3	68.9	68.6	#DIV/0!	#DIV/0!	#DIV/0!	#DIV/0!
Zn Rougher Feed		98.1	2.39	0.063	0.20	17.8	0.0	0.000	0.00	0.00	97.7	17.7	31.1	31.4	#DIV/0!	#DIV/0!	#DIV/0!	#DIV/0!
Zn 4th Clnr Conc		**4.0**	**46.3**	**0.44**	**3.23**	**201**	**0**	**0.000**	**0.0**	**0.0**	**76.4**	**5.0**	**20.7**	**14.3**	**#DIV/0!**	**#DIV/0!**	**#DIV/0!**	**#DIV/0!**
Zn 3rd Clnr Conc		4.2	45.7	0.76	3.38	215	0	0.000	0.0	0.0	80.3	5.4	21.9	15.3	#DIV/0!	#DIV/0!	#DIV/0!	#DIV/0!
Zn 2nd Clnr Conc		4.6	43.7	0.45	3.11	198	0	0.000	0.0	0.0	83.6	5.9	23.1	16.3	#DIV/0!	#DIV/0!	#DIV/0!	#DIV/0!
Zn 1st Clnr Conc		5.3	39.0	0.42	2.83	184	0	0.000	0.0	0.0	86.7	6.4	24.4	17.6	#DIV/0!	#DIV/0!	#DIV/0!	#DIV/0!
Zn Rougher Conc		10.4	22.0	0.24	1.59	114	0	0.000	0.0	0.0	95.7	7.0	26.9	21.3	#DIV/0!	#DIV/0!	#DIV/0!	#DIV/0!
Zn Rougher Tail		87.6	0.056	0.043	0.030	6.4	0.0	0.000	0.00	0.00	2.0	10.7	4.3	10.1	#DIV/0!	#DIV/0!	#DIV/0!	#DIV/0!
Head (calc.)		100.0	2.40	0.35	0.62	55.7	0.0	0.000	0.00	0.00	100.0	100.0	100.0	100.0	#DIV/0!	#DIV/0!	#DIV/0!	#DIV/0!

Test No.: F14 **Project No.:** 13589-001 **Operator:** CC/TM **Date:** Aug 14th 2012

Purpose: As F11 on variability composites - Comp C

Procedure: As outlined below.

Feed: 50244-001 2 x 2 kg of minus 10 me: Comp C (location in a drum on a skid in the freezer)

Primary Grind: 30 minutes / 2 kg @ 65% solids in laboratory ball mill (BM#1). P80 = 92 µm

CuPb Regrind 20 minutes / CuPb Ro Conc 1-3 @ 65% solids in laboratory pebble mill. P80 = 16 µm

Zn Regrind 15 minutes / Zn Ro Conc 1-3 @ 65% solids in laboratory pebble mill. P80 = 25 µm

Conditions:

	Reagents added, grams per tonne							Time, minutes				
Stage	$Ca(OH)_2$	$ZnSO_4$	3418A	$CuSO_4$	5100	NaCN	MIBC	Grind	Cond.	Froth	pH	Ep (mV)
Grind (BM#1)	200	-	-	-	-	-	-	30			7.8	+160
CuPb Rougher (Based on 4kg of Feed)												
Aeration	-	-	-	-	-	-	-		5		7.8	+160
CuPb Rougher 1	313	-	5	-	-	-	12.5		1	1	9.5	+60
CuPb Rougher 2	-	-	2.5	-	-	-	5		1	2	9.0	+40
CuPb Rougher 3	-	-	2.5	-	-	-	5		1	3	8.8	+40
CuPb Cleaner (Based on 4Kg CuPb Rougher concentrates)												
Regrind (PM)	75	75	5	-	-	12.5	-	20			9.2	+100
CuPb 1st Cleaner	20	-	-	-	-	-	7.5		1	4	10.0	-10
CuPb 2nd Cleaner	12.5	-	2.5	-	-	-	7.5		1	3	10.0	-10
CuPb 3rd Cleaner	25	-	2.5	-	-	-	7.5		1	2	10.0	-10
CuPb Separation (CuPb 3rd Cleaner Concentrate)												
											8.0	+140
Pb Rougher	-	-	2.5	-	-	500	5		1	3	10.8	-400
Pb Cleaner (Pb Rougher Concentrate)												
Pb Cleaner	-	-	2.5	-	-	195	5		1	2	10.6	-400
Zn Rougher (CuPb Rougher + 1st Cleaner Tail per 4kg of feed)												
Condition	1750	-	-	250	-	-	-		3		11.5	-20
Zn Rougher 1	-	-	-	-	10	-	10		1	2	11.5	-20
Zn Rougher 2	-	-	-	-	5	-	5		1	2	11.3	0
Zn Rougher 3	-	-	-	-	5	-	5		1	4	11.0	0
Zn Cleaner (2 x Zn Ro Conc 1-3)												
Regrind	500	-	-	50	-	-	-	15			11.5	-50
Zn 1st Cleaner	20	-	-	-	5	-	5		1	5	11.8	-50
Zn 2nd Cleaner	175	-	-	-	2.5	-	5		1	4	11.8	-40
Zn 3rd Cleaner	250	-	-	-	-	-	5		1	3	11.8	-40
Zn 4th Cleaner	250	-	-	-	-	-	5		1	3	11.8	-40
Total	3591	75	25	300	28	708	95	65	23	43		

* as required

Stage	Roughers	CuPb 1st Clnr	Cu/Pb 2nd & 3rd Cl	Zn 1st to 4th Cl	Pb Rougher, Cl
Flotation Cell # 8	2000g-D2	500g-D1	250g-D1	500g-D1	250g-D1
Speed: rpm	1500	1500	1500	1500	1200

Metallurgical Balance

Product	Weight		Assays %, g/t								% Distribution							
	g	%	Zn	Pb	Cu	Ag	In	Sn	S	Fe	Zn	Pb	Cu	Ag	In	Sn	S	Fe
Pb Cleaner Conc	13.3	0.3	0.81	69.4	3.94	7800	<50	0.17	13.6	4.90	0.2	76.3	4.4	58.2	0.3	2.4	1.7	0.3
Pb Cleaner Tail	6.0	0.1	2.43	6.91	27.2	1500	100	0.70	29.7	25.8	0.2	3.4	13.6	5.1	0.3	4.5	1.6	0.8
Pb Ro Tl (Cu Conc)	24.0	0.6	3.09	4.44	28.4	1425	124	0.74	30.8	26.7	1.2	8.8	56.9	19.2	1.3	19.2	6.8	3.4
CuPb 3rd Cl Tail	3.2	0.1	9.77	4.71	11.8	500	75	0.45	21.6	19.3	0.5	1.2	3.2	0.9	0.1	1.6	0.6	0.3
CuPb 2nd Cl Tail	4.3	0.1	10.0	1.43	4.30	330	50	0.21	14.2	13.8	0.7	0.5	1.5	0.8	0.1	1.0	0.6	0.3
Zn 4th Clnr Conc	159.6	4.0	35.9	0.31	0.57	73.3	254	<0.050	33.8	24.7	91.4	4.1	7.6	6.6	17.2	8.6	49.8	20.9
Zn 4th Clnr Tail	4.7	0.1	4.37	0.11	1.09	83.0	<50	0.028	27.1	40.0	0.3	0.0	0.4	0.2	0.1	0.1	1.2	1.0
Zn 3rd Clnr Tail	15.7	0.4	2.76	<0.01	0.73	53.7	<50	0.027	28.4	44.0	0.7	0.0	1.0	0.5	0.3	0.5	4.1	3.7
Zn 2nd Clnr Tail	31.4	0.8	1.40	<0.01	0.51	40.0	<50	0.024	21.0	31.4	0.7	0.0	1.3	0.7	0.7	0.8	6.1	5.2
Zn 1st Clnr Tail	124.8	3.1	0.57	<0.01	0.22	22.3	<50	0.018	9.36	16.4	1.1	0.1	2.3	1.6	2.7	2.4	10.8	10.9
Zn Rougher Tail	3620.8	90.3	0.052	0.018	0.026	3.10	<50	0.015	0.50	2.76	3.0	5.4	7.9	6.3	77.0	58.8	16.7	53.1
Head (calc.)	4007.8	100.0	1.56	0.30	0.30	44.5	58.7	0.023	2.70	4.70	100.0	100.0	100.0	100.0	100.0	100.0	100.0	100.0
(direct)			1.67	0.34	0.31	44.1	13.1	0.023	2.93	4.53								
Combined Products			Estimated value - Insufficient sample mass								Pb interference, lowest possible detection limit							
Pb Cleaner Conc		**0.3**	**0.81**	**69.4**	**3.94**	**7800**	**50.0**	**0.17**	**13.6**	**4.90**	**0.2**	**76.3**	**4.4**	**58.2**	**0.3**	**2.4**	**1.7**	**0.3**
Pb Rougher Conc		0.5	1.31	50.0	11.2	5841	65.5	0.33	18.6	11.4	0.4	79.8	18.0	63.3	0.5	7.0	3.3	1.2
Cu Conc (Pb Ro + Pb Cl Tail)		**0.7**	**2.96**	**4.93**	**28.2**	**1440**	**119**	**0.73**	**30.6**	**26.5**	**1.4**	**12.2**	**70.5**	**24.2**	**1.5**	**23.8**	**8.5**	**4.2**
CuPb 3rd Cl Conc		1.1	2.30	24.7	20.7	3394	97.9	0.56	25.4	19.9	1.6	88.6	74.9	82.5	1.8	26.2	10.1	4.6
CuPb 2nd Cl Conc		1.2	2.81	23.4	20.1	3194	96.4	0.55	25.1	19.8	2.1	89.8	78.0	83.4	1.9	27.8	10.8	4.9
CuPb 1st Cl Conc		1.3	3.42	21.5	18.8	2952	92.4	0.52	24.2	19.3	2.8	90.3	79.5	84.2	2.0	28.7	11.3	5.2
Zn Rougher Feed		98.7	1.54	0.030	0.062	7.13	58.2	0.017	2.43	4.51	97.2	9.7	20.5	15.8	98.0	71.3	88.7	94.8
Zn 4th Clnr Conc		**4.0**	**35.9**	**0.31**	**0.57**	**73.3**	**254**	**0.050**	**33.8**	**24.7**	**91.4**	**4.1**	**7.6**	**6.6**	**17.2**	**8.6**	**49.8**	**20.9**
Zn 3rd Clnr Conc		4.1	35.3	0.34	0.70	82.2	249	0.055	34.0	25.5	91.7	4.1	8.0	6.8	17.3	8.8	51.0	21.9
Zn 2nd Clnr Conc		4.5	32.2	0.28	0.60	71.8	231	0.047	33.2	26.8	92.4	4.1	9.0	7.3	17.7	9.2	55.1	25.6
Zn 1st Clnr Conc		5.3	27.6	0.24	0.58	67.1	204	0.044	31.3	27.5	93.1	4.2	10.3	8.0	18.3	10.1	61.2	30.8
Zn Rougher Conc		8.4	17.6	0.15	0.449	50.5	147	0.034	23.2	23.4	94.2	4.3	12.6	9.5	21.0	12.5	72.0	41.7
Zn Rougher Tail		90.3	0.052	0.018	0.026	3.10	50.0	0.015	0.50	2.76	3.0	5.4	7.9	6.3	77.0	58.8	16.7	53.1
Head (calc.)		100.0	1.56	0.30	0.299	44.5	58.7	0.023	2.70	4.70	100.0	100.0	100.0	100.0	100.0	100.0	100.0	100.0

Test No.:	F15			**Project No.**:	13589-001			**Operator**:	CC/TM			**Date**:	Aug 15th 2012						
Purpose:	As F11 on variability composites - Comp D																		
Procedure:	As outlined below.																		
				50244-001															
Feed:	2 x 2 kg of minus 10 mesh Comp D							(location in a drum on a skid in the freezer)											
Primary Grind:	30	minutes / 2 kg @ 65% solids in laboratory ball mill (BM#1).										P80 =	105	µm					
CuPb Regrind	15	minutes / CuPb Ro Conc 1-3 @ 65% solids in laboratory pebble mill.										P80 =		µm					
Zn Regrind	15	minutes / Zn Ro Conc 1-3 @ 65% solids in laboratory pebble mill.										P80 =		µm					

Conditions:

	Reagents added, grams per tonne							Time, minutes				
Stage	$Ca(OH)_2$	$ZnSO_4$	3418A	$CuSO_4$	5100	NaCN	MIBC	Grind	Cond.	Froth	pH	Ep (mV)
Grind (BM#1)	200	-	-	-	-	-	-	30			7.6	+60
CuPb Rougher (Based on 4kg of Feed)												
Aeration	-	-	-	-	-	-	-		5		7.6	+100
CuPb Rougher 1	313	-	5	-	-	-	12.5		1	1	9.5	0
CuPb Rougher 2	-	-	2.5	-	-	-	5		1	2	9.0	+40
CuPb Rougher 3	-	-	2.5	-	-	-	5		1	2	8.8	+40
CuPb Cleaner (Based on 4Kg CuPb Rougher concentrates)												
Regrind (PM)	75	75	2.5	-	-	12.5	-	15			9.0	+100
CuPb 1st Cleaner	20	-	-	-	-	-	5		1	3	10.0	-10
CuPb 2nd Cleaner	12.5	-	1.25	-	-	-	5		1	2	10.0	-10
CuPb 3rd Cleaner	25	-	1.25	-	-	-	5		1	1	10.0	0
CuPb Separation (CuPb 3rd Cleaner Concentrate)												
											8.0	+140
Pb Rougher	-	-	1.25	-	-	450	5		1	3	10.6	-400
Pb Cleaner (Pb Rougher Concentrate)												
Pb Cleaner	-	-	2.5	-	-	155	5		1	2	10.2	-400
Zn Rougher (CuPb Rougher + 1st Cleaner Tail per 4kg of feed)												
Condition	1500	-	-	100	-	-	-		3		11.5	-40
Zn Rougher 1	-	-	-	-	5	-	10		1	2	11.5	-40
Zn Rougher 2	-	-	-	-	5	-	5		1	2	11.2	-10
Zn Rougher 3	-	-	-	-	5	-	5		1	4	11.0	0
Zn Cleaner (Zn Ro Conc 1-3)												
Regrind	500	-	-	25	-	-	-	15			11.5	-30
Zn 1st Cleaner	63	-	-	-	5	-	5		1	5	11.8	-40
Zn 2nd Cleaner	168	-	-	-	2.5	-	5		1	4	11.8	-20
Zn 3rd Cleaner	250	-	-	-	-	-	5		1	3	11.8	-30
Zn 4th Cleaner	250	-	-	-	-	-	5		1	3	11.8	-30
Total	3376	75	19	125	23	618	88	60	23	39		

* as required

Stage	Roughers	CuPb 1st Clnr	Cu/Pb 2nd & 3rd Cl	Zn 1st to 4th Cl	Pb Rougher, Cl
Flotation Cell # 8	2000g-D2	500g-D1	250g-D1	500g-D1	250g-D1
Speed: rpm	1500	1500	1500	1500	1200

Metallurgical Balance

Product	**Weight**		**Assays %, g/t**								**% Distribution**							
	g	**%**	**Zn**	**Pb**	**Cu**	**Ag**	**In**	**Sn**	**S**	**Fe**	**Zn**	**Pb**	**Cu**	**Ag**	**In**	**Sn**	**S**	**Fe**
Pb Cleaner Conc	9.8	0.2	0.59	69.6	2.66	8000	20	0.25	14.4	3.76	0.2	67.5	6.0	60.6	0.4	5.9	1.3	0.2
Pb Cleaner Tail	2.4	0.1	2.05	21.8	20.9	2000	100	1.01	29.0	20.9	0.1	5.2	11.5	3.7	0.5	5.9	0.7	0.3
Pb Ro Tl (Cu Conc)	7.2	0.2	2.50	13.8	24.7	1500	100	1.09	28.4	23.4	0.5	9.8	40.7	8.4	1.4	19.0	1.9	0.9
CuPb 3rd Cl Tail	1.6	0.0	8.08	11.6	6.65	500	50	0.50	20.0	17.9	0.4	1.8	2.4	0.6	0.2	1.9	0.3	0.1
CuPb 2nd Cl Tail	3.7	0.1	8.36	4.00	3.38	300	50	0.14	15.5	15.3	0.8	1.5	2.9	0.9	0.4	1.3	0.5	0.3
Zn 4th Clnr Conc	154.8	3.9	21.8	0.57	0.65	114	191	<0.002	35.3	38.7	92.1	8.7	23.0	13.7	58.4	0.8	51.9	30.3
Zn 4th Clnr Tail	6.0	0.1	2.83	0.45	0.46	93.9	27.0	0.004	24.8	37.3	0.5	0.3	0.6	0.4	0.3	0.1	1.4	1.1
Zn 3rd Clnr Tail	19.3	0.5	1.41	0.14	0.25	43.5	15.0	0.008	27.4	41.2	0.7	0.3	1.1	0.6	0.6	0.4	5.0	4.0
Zn 2nd Clnr Tail	28.5	0.7	0.78	0.061	0.19	37.2	9.00	0.004	15.5	24.9	0.6	0.2	1.2	0.8	0.5	0.3	4.2	3.6
Zn 1st Clnr Tail	108.3	2.7	0.38	0.063	0.086	27.4	<5.00	0.008	7.42	13.3	1.1	0.7	2.1	2.3	1.1	2.1	7.6	7.3
Zn Rougher Tail	3675.7	91.5	0.030	0.011	0.010	2.80	<5.00	0.007	0.72	2.79	3.0	4.0	8.4	8.0	36.3	62.4	25.1	51.9
Head (calc.)	4017.3	100.0	0.91	0.25	0.11	32.2	12.6	0.010	2.62	4.92	100.0	100.0	100.0	100.0	100.0	100.0	100.0	100.0
(direct)			0.89	0.27	0.10	32.3	8.80	0.010	2.77	4.57								
Combined Products			Estimated value - Insufficient sample mass															
Pb Cleaner Conc		**0.2**	**0.59**	**69.6**	**2.66**	**8000**	**20.0**	**0.25**	**14.4**	**3.76**	**0.2**	**67.5**	**6.0**	**60.6**	**0.4**	**5.9**	**1.3**	**0.2**
Pb Rougher Conc		0.3	0.88	60.2	6.25	6820	35.7	0.40	17.3	7.13	0.3	72.7	17.4	64.4	0.9	11.8	2.0	0.4
Cu Conc (Pb Ro + Pb Cl Tail)		**0.2**	**2.39**	**15.8**	**23.8**	**1625**	**100**	**1.07**	**28.6**	**22.8**	**0.6**	**15.0**	**52.2**	**12.1**	**1.9**	**24.9**	**2.6**	**1.1**
CuPb 3rd Cl Conc		0.5	1.48	43.0	13.1	4845	59.6	0.66	21.4	13.2	0.8	82.6	58.2	72.7	2.3	30.8	3.9	1.3
CuPb 2nd Cl Conc		0.5	1.98	40.6	12.6	4514	58.9	0.64	21.3	13.5	1.1	84.4	60.6	73.3	2.4	32.8	4.2	1.4
CuPb 1st Cl Conc		0.6	2.94	35.1	11.2	3883	57.5	0.57	20.4	13.8	2.0	85.9	63.4	74.2	2.8	34.0	4.8	1.7
Zn Rougher Feed		99.4	0.90	0.036	0.040	8.36	12.3	0.007	2.51	4.86	98.0	14.1	36.6	25.8	97.2	66.0	95.2	98.3
Zn 4th Clnr Conc		**3.9**	**21.8**	**0.57**	**0.65**	**114**	**191**	**0.002**	**35.3**	**38.7**	**92.1**	**8.7**	**23.0**	**13.7**	**58.4**	**0.8**	**51.9**	**30.3**
Zn 3rd Clnr Conc		4.0	21.3	0.66	0.72	120	186	0.005	35.3	39.0	92.5	9.0	23.7	14.1	58.7	0.8	53.3	31.5
Zn 2nd Clnr Conc		4.5	19.0	0.52	0.60	106	167	0.003	34.1	38.9	93.3	9.3	24.8	14.7	59.3	1.2	58.3	35.5
Zn 1st Clnr Conc		5.2	16.5	0.46	0.54	96	145	0.003	31.6	37.0	93.9	9.4	26.0	15.6	59.8	1.5	62.5	39.1
Zn Rougher Conc		7.9	11.0	0.32	0.388	73	97	0.005	23.3	28.9	95.0	10.1	28.1	17.9	60.9	3.6	70.1	46.4
Zn Rougher Tail		91.5	0.030	0.011	0.010	2.80	5.00	0.007	0.72	2.79	3.0	4.0	8.4	8.0	36.3	62.4	25.1	51.9
Head (calc.)		100.0	0.91	0.25	0.109	32.2	12.6	0.010	2.62	4.92	100.0	100.0	100.0	100.0	100.0	100.0	100.0	100.0

Test No.:	F16	**Project No.**:	13589-001	**Operator**:	CC/TM	**Date**:	Aug. 28th 2012

Purpose: As F11 on variability composites - Comp E

Procedure: As outlined below.

Feed: 50244-001 — 2 x 2 kg of minus 10 mesl Comp E (location in a drum on a skid in the freezer)

Primary Grind: 30 minutes / 2 kg @ 65% solids in laboratory ball mill (BM#1). P80 = 97 µm

CuPb Regrind 20 minutes / CuPb Ro Conc 1-3 @ 65% solids in laboratory pebble mill. P80 = 21 µm

Zn Regrind 25 minutes / Zn Ro Conc 1-3 @ 65% solids in laboratory pebble mill. P80 = 16 µm

Conditions:

	Reagents added, grams per tonne							Time, minutes				
Stage	$Ca(OH)_2$	$ZnSO_4$	3418A	$CuSO_4$	5100	NaCN	MIBC	Grind	Cond.	Froth	pH	Ep (mV)
Grind (BM#1)	200	-	-	-	-	-	-	30			8.2	+200
CuPb Rougher (Based on 4kg of Feed)												
Aeration	-	-	-	-	-	-	-		5		8.2	+200
CuPb Rougher 1	195	-	5	-	-	-	12.5		1	1	9.5	+80
CuPb Rougher 2	-	-	2.5	-	-	-	5		1	2	9.2	+50
CuPb Rougher 3	-	-	2.5	-	-	-	5		1	2	9.0	+30
CuPb Cleaner (Based on 4Kg CuPb Rougher concentrates)												
Regrind (PM)	75	75	2.5	-	-	12.5	-	20			9.4	+80
CuPb 1st Cleaner	20	-	-	-	-	-	5		1	3	10.0	+20
CuPb 2nd Cleaner	12.5	-	1.25	-	-	-	5		1	2	10.0	+20
CuPb 3rd Cleaner	20	-	1.25	-	-	-	5		1	1	10.0	+40
CuPb Separation (CuPb 3rd Cleaner Concentrate)												
											8.0	+140
Pb Rougher	-	-	1.25	-	-	450	5		1	3	10.6	-400
Pb Cleaner (Pb Rougher Concentrate)												
Pb Cleaner	-	-	2.5	-	-	180	5		1	2	10.4	-400
Zn Rougher (CuPb Rougher + 1st Cleaner Tail per 4kg of feed)												
Condition	2750	-	-	150	-	-	-		3		11.8	-20
Zn Rougher 1	-	-	-	-	10	-	10		1	2	11.8	-20
Zn Rougher 2	500	-	-	-	5	-	5		1	2	11.8	-20
Zn Rougher 3	500	-	-	-	5	-	5		1	4	11.8	-20
Zn Cleaner (Zn Ro Conc 1-3)												
Regrind	700	-	-	35	-	-	-	25			11.5	0
Zn 1st Cleaner	398	-	-	-	5	-	5		1	5	12.0	-30
Zn 2nd Cleaner	250	-	-	-	2.5	-	5		1	4	12.0	-20
Zn 3rd Cleaner	250	-	-	-	-	-	5		1	3	12.0	-40
Zn 4th Cleaner	250	-	-	-	-	-	5		1	3	12.0	-40
Total	6120	75	19	185	28	643	88	75	23	39		

* as required

Stage	Roughers	CuPb 1st Clnr	Cu/Pb 2nd & 3rd Cl	Zn 1st to 4th Cl	Pb Rougher, Cl
Flotation Cell # 8	2000g-D2	500g-D1	250g-D1	500g-D1	250g-D1
Speed: rpm	1500	1500	1500	1500	1200

Metallurgical Balance

Product	Weight		Assays %, g/t								% Distribution							
	g	%	Zn	Pb	Cu	Ag	In	Sn	S	Fe	Zn	Pb	Cu	Ag	In	Sn	S	Fe
Pb Cleaner Conc	4.3	0.1	0.69	66.0	2.39	5665					0.1	60.7	1.4	30.4	#DIV/0!	#DIV/0!	#DIV/0!	#DIV/0!
Pb Cleaner Tail	2.5	0.1	1.50	13.1	25.2	1993					0.1	7.0	8.4	6.2	#DIV/0!	#DIV/0!	#DIV/0!	#DIV/0!
Pb Ro Tl (Cu Conc)	13.7	0.3	1.56	4.62	26.4	1575					0.4	13.5	48.5	26.9	#DIV/0!	#DIV/0!	#DIV/0!	#DIV/0!
CuPb 3rd Cl Tail	1.3	0.0	5.00	4.00	10.0	1000					0.1	1.1	1.7	1.6	#DIV/0!	#DIV/0!	#DIV/0!	#DIV/0!
CuPb 2nd Cl Tail	4.0	0.1	10.4	3.95	8.84	525					0.8	3.4	4.7	2.6	#DIV/0!	#DIV/0!	#DIV/0!	#DIV/0!
Zn 4th Clnr Conc	108.5	2.7	43.3	0.36	0.96	105					87.9	8.4	14.0	14.2	#DIV/0!	#DIV/0!	#DIV/0!	#DIV/0!
Zn 4th Clnr Tail	9.0	0.2	16.4	0.34	0.83	89.3					2.8	0.7	1.0	1.0	#DIV/0!	#DIV/0!	#DIV/0!	#DIV/0!
Zn 3rd Clnr Tail	9.5	0.2	7.99	0.19	0.64	64.0					1.4	0.4	0.8	0.8	#DIV/0!	#DIV/0!	#DIV/0!	#DIV/0!
Zn 2nd Clnr Tail	23.3	0.6	2.74	0.096	0.38	40.6					1.2	0.5	1.2	1.2	#DIV/0!	#DIV/0!	#DIV/0!	#DIV/0!
Zn 1st Clnr Tail	151.1	3.8	0.75	0.014	0.12	17.1					2.1	0.5	2.4	3.2	#DIV/0!	#DIV/0!	#DIV/0!	#DIV/0!
Zn Rougher Tail	3694.1	91.9	0.046	0.005	0.032	2.60					3.2	4.0	15.8	12.0	#DIV/0!	#DIV/0!	#DIV/0!	#DIV/0!
Head (calc.)	4021.3	100.0	1.33	0.12	0.19	20.0	0.0	0.000	0.00	0.00	100.0	100.0	100.0	100.0	#DIV/0!	#DIV/0!	#DIV/0!	#DIV/0!
(direct)			1.28	0.15	0.14	21.1	19.5	0.021	2.58	4.84								
Combined Products			Estimated value - Insufficient sample mass															
Pb Cleaner Conc		**0.1**	**0.69**	**66.0**	**2.4**	**5665**	**0.0**	**0.00**	**0.0**	**0.0**	**0.1**	**60.7**	**1.4**	**30.4**	**#DIV/0!**	**#DIV/0!**	**#DIV/0!**	**#DIV/0!**
Pb Rougher Conc		0.2	0.99	46.6	10.8	4315	0.0	0.00	0.0	0.0	0.1	67.7	9.8	36.6	#DIV/0!	#DIV/0!	#DIV/0!	#DIV/0!
Cu Conc (Pb Ro + Pb Cl Tail)		**0.4**	**1.55**	**5.93**	**26.2**	**1640**	**0**	**0.00**	**0.0**	**0.0**	**0.5**	**20.5**	**56.9**	**33.1**	**#DIV/0!**	**#DIV/0!**	**#DIV/0!**	**#DIV/0!**
CuPb 3rd Cl Conc		0.5	1.37	18.5	21.2	2484	0	0.00	0.0	0.0	0.5	81.2	58.3	63.4	#DIV/0!	#DIV/0!	#DIV/0!	#DIV/0!
CuPb 2nd Cl Conc		0.5	1.59	17.7	20.5	2395	0	0.00	0.0	0.0	0.6	82.3	60.0	65.1	#DIV/0!	#DIV/0!	#DIV/0!	#DIV/0!
CuPb 1st Cl Conc		0.6	2.95	15.5	18.7	2105	0	0.00	0.0	0.0	1.4	85.7	64.8	67.7	#DIV/0!	#DIV/0!	#DIV/0!	#DIV/0!
Zn Rougher Feed		99.4	1.32	0.017	0.066	6.5	0.0	0.000	0.00	0.00	98.6	14.3	35.2	32.3	#DIV/0!	#DIV/0!	#DIV/0!	#DIV/0!
Zn 4th Clnr Conc		**2.7**	**43.3**	**0.36**	**0.96**	**105**	**0**	**0.000**	**0.0**	**0.0**	**87.9**	**8.4**	**14.0**	**14.2**	**#DIV/0!**	**#DIV/0!**	**#DIV/0!**	**#DIV/0!**
Zn 3rd Clnr Conc		2.9	41.6	0.49	1.25	122	0	0.000	0.0	0.0	90.7	9.0	15.0	15.2	#DIV/0!	#DIV/0!	#DIV/0!	#DIV/0!
Zn 2nd Clnr Conc		3.2	38.8	0.35	0.93	101	0	0.000	0.0	0.0	92.1	9.4	15.8	16.0	#DIV/0!	#DIV/0!	#DIV/0!	#DIV/0!
Zn 1st Clnr Conc		3.7	33.2	0.31	0.84	91	0	0.000	0.0	0.0	93.3	9.9	17.0	17.1	#DIV/0!	#DIV/0!	#DIV/0!	#DIV/0!
Zn Rougher Conc		7.5	16.9	0.16	0.480	54	0	0.000	0.0	0.0	95.4	10.3	19.4	20.4	#DIV/0!	#DIV/0!	#DIV/0!	#DIV/0!
Zn Rougher Tail		91.9	0.046	0.005	0.032	2.6	0.0	0.000	0.00	0.00	3.2	4.0	15.8	12.0	#DIV/0!	#DIV/0!	#DIV/0!	#DIV/0!
Head (calc.)		100.0	1.33	0.12	0.186	20.0	0.0	0.000	0.00	0.00	100.0	100.0	100.0	100.0	#DIV/0!	#DIV/0!	#DIV/0!	#DIV/0!

Test No.:	F17	**Project No.**:	13589-001	**Operator**:	CC/TM	**Date**:	Aug. 29th 2012

Purpose: As F11 on variability composites - Comp F

Procedure: As outlined below.

Feed: 50244-001 — 2 x 2 kg of minus 10 mesh Comp F (location in a drum on a skid in the freezer)

Primary Grind:	30	minutes / 2 kg @ 65% solids in laboratory ball mill (BM#1).	P80 =	80	µm
CuPb Regrind	20	minutes / CuPb Ro Conc 1-3 @ 65% solids in laboratory pebble mill.	P80 =	19	µm
Zn Regrind	25	minutes / Zn Ro Conc 1-3 @ 65% solids in laboratory pebble mill.	P80 =	14	µm

Conditions:

	Reagents added, grams per tonne							Time, minutes				
Stage	$Ca(OH)_2$	$ZnSO_4$	3418A	$CuSO_4$	5100	NaCN	MIBC	Grind	Cond.	Froth	pH	Ep (mV)
Grind (BM#1)	200	-	-	-	-	-	-	30			7.2	-100
CuPb Rougher (Based on 4kg of Feed)												
Aeration	-	-	-	-	-	-	-		5		7.2	-100
CuPb Rougher 1	675	-	5	-	-	-	12.5		1	1	9.5	-40
CuPb Rougher 2	-	-	2.5	-	-	-	5		1	2	9.3	0
CuPb Rougher 3	-	-	2.5	-	-	-	5		1	2	9.2	+20
CuPb Cleaner (Based on 4Kg CuPb Rougher concentrates)												
Regrind (PM)	75	75	2.5	-	-	12.5	-	20			9.2	+100
CuPb 1st Cleaner	20	-	-	-	-	-	5		1	3	10.0	0
CuPb 2nd Cleaner	12.5	-	1.25	-	-	-	5		1	2	10.0	+20
CuPb 3rd Cleaner	37.5	-	1.25	-	-	-	5		1	1	10.0	0
CuPb Separation (CuPb 3rd Cleaner Concentrate)												
											8.8	+40
Pb Rougher	-	-	1.25	-	-	450	5		1	3	10.0	-400
Pb Cleaner (Pb Rougher Concentrate)												
Pb Cleaner	-	-	2.5	-	-	257.5	5		1	2	10.2	-400
Zn Rougher (CuPb Rougher + 1st Cleaner Tail per 4kg of feed)												
Condition	2750	-	-	150	-	-	-		3		11.8	-20
Zn Rougher 1	-	-	-	-	10	-	10		1	2	11.8	-20
Zn Rougher 2	500	-	-	-	5	-	5		1	2	11.8	-20
Zn Rougher 3	500	-	-	-	5	-	5		1	4	11.8	-20
Zn Cleaner (2 x Zn Ro Conc 1-3)												
Regrind	700	-	-	35	-	-	-	25			11.4	-20
Zn 1st Cleaner	398	-	-	-	5	-	5		1	5	12.0	-40
Zn 2nd Cleaner	250	-	-	-	2.5	-	5		1	4	12.0	-20
Zn 3rd Cleaner	438	-	-	-	-	-	5		1	3	12.0	-20
Zn 4th Cleaner	438	-	-	-	-	-	5		1	3	12.0	-20
Total	6993	75	19	185	28	720	88	75	23	39		

* as required

Stage	Roughers	CuPb 1st Clnr	Cu/Pb 2nd & 3rd Cl	Zn 1st to 4th Cl	Pb Rougher, Cl
Flotation Cell # 8	2000g-D2	500g-D1	250g-D1	500g-D1	250g-D1
Speed: rpm	1500	1500	1500	1500	1200

Metallurgical Balance

Product	Weight		Assays %, g/t								% Distribution							
	g	%	Zn	Pb	Cu	Ag	In	Sn	S	Fe	Zn	Pb	Cu	Ag	In	Sn	S	Fe
Pb Cleaner Conc	12.8	0.3	1.02	68.7	2.99	5845					0.3	77.0	4.8	59.0	#DIV/0!	#DIV/0!	#DIV/0!	#DIV/0!
Pb Cleaner Tail	4.1	0.1	3.70	8.46	25.5	1296					0.3	3.0	13.2	4.2	#DIV/0!	#DIV/0!	#DIV/0!	#DIV/0!
Pb Ro Tl (Cu Conc)	14.2	0.4	3.80	3.71	28.3	1100					1.2	4.6	50.7	12.3	#DIV/0!	#DIV/0!	#DIV/0!	#DIV/0!
CuPb 3rd Cl Tail	2.9	0.1	7.46	12.3	10.5	750					0.5	3.1	3.8	1.7	#DIV/0!	#DIV/0!	#DIV/0!	#DIV/0!
CuPb 2nd Cl Tail	7.4	0.2	7.93	2.94	4.18	400					1.3	1.9	3.9	2.3	#DIV/0!	#DIV/0!	#DIV/0!	#DIV/0!
Zn 4th Clnr Conc	95.2	2.4	42.0	0.77	0.95	126					89.0	6.4	11.4	9.5	#DIV/0!	#DIV/0!	#DIV/0!	#DIV/0!
Zn 4th Clnr Tail	4.7	0.1	5.69	0.68	1.07	118					0.6	0.3	0.6	0.4	#DIV/0!	#DIV/0!	#DIV/0!	#DIV/0!
Zn 3rd Clnr Tail	8.8	0.2	3.19	0.24	0.75	67.9					0.6	0.2	0.8	0.5	#DIV/0!	#DIV/0!	#DIV/0!	#DIV/0!
Zn 2nd Clnr Tail	29.9	0.7	1.27	0.04	0.33	31.8					0.8	0.1	1.2	0.8	#DIV/0!	#DIV/0!	#DIV/0!	#DIV/0!
Zn 1st Clnr Tail	160.0	4.0	0.52	<0.01	0.12	15.9					1.9	0.1	2.4	2.0	#DIV/0!	#DIV/0!	#DIV/0!	#DIV/0!
Zn Rougher Tail	3685.7	91.6	0.042	<0.01	0.015	2.5					3.4	3.2	7.0	7.3	#DIV/0!	#DIV/0!	#DIV/0!	#DIV/0!
Head (calc.)	4025.7	100.0	1.12	0.28	0.20	31.5	0.0	0.000	0.00	0.00	100.0	100.0	100.0	100.0	#DIV/0!	#DIV/0!	#DIV/0!	#DIV/0!
(direct)			1.14	0.28	0.19	32.7	9.1	0.036	2.77	4.87								
Combined Products			Estimated value - Insufficient sample mass															
Pb Cleaner Conc		**0.3**	**1.02**	**68.7**	**3.0**	**5845**	**0.0**	**0.00**	**0.0**	**0.0**	**0.3**	**77.0**	**4.8**	**59.0**	**#DIV/0!**	**#DIV/0!**	**#DIV/0!**	**#DIV/0!**
Pb Rougher Conc		0.4	1.67	54.1	8.5	4741	0.0	0.00	0.0	0.0	0.6	80.0	18.0	63.2	#DIV/0!	#DIV/0!	#DIV/0!	#DIV/0!
Cu Conc (Pb Ro + Pb Cl Tail)		**0.5**	**3.78**	**4.77**	**27.7**	**1144**	**0**	**0.00**	**0.0**	**0.0**	**1.5**	**7.6**	**63.9**	**16.5**	**#DIV/0!**	**#DIV/0!**	**#DIV/0!**	**#DIV/0!**
CuPb 3rd Cl Conc		0.8	2.64	31.1	17.5	3079	0	0.00	0.0	0.0	1.8	84.6	68.7	75.5	#DIV/0!	#DIV/0!	#DIV/0!	#DIV/0!
CuPb 2nd Cl Conc		0.8	3.05	29.5	16.9	2880	0	0.00	0.0	0.0	2.3	87.7	72.6	77.3	#DIV/0!	#DIV/0!	#DIV/0!	#DIV/0!
CuPb 1st Cl Conc		1.0	3.93	24.7	14.6	2437	0	0.00	0.0	0.0	3.6	89.6	76.5	79.6	#DIV/0!	#DIV/0!	#DIV/0!	#DIV/0!
Zn Rougher Feed		99.0	1.09	0.030	0.047	6.5	0.0	0.000	0.00	0.00	96.4	10.4	23.5	20.4	#DIV/0!	#DIV/0!	#DIV/0!	#DIV/0!
Zn 4th Clnr Conc		**2.4**	**42.0**	**0.77**	**0.95**	**126**	**0**	**0.000**	**0.0**	**0.0**	**89.0**	**6.4**	**11.4**	**9.5**	**#DIV/0!**	**#DIV/0!**	**#DIV/0!**	**#DIV/0!**
Zn 3rd Clnr Conc		2.5	40.9	0.98	1.27	155	0	0.000	0.0	0.0	89.6	6.7	12.0	9.9	#DIV/0!	#DIV/0!	#DIV/0!	#DIV/0!
Zn 2nd Clnr Conc		2.7	37.3	0.72	0.94	121	0	0.000	0.0	0.0	90.2	6.9	12.9	10.4	#DIV/0!	#DIV/0!	#DIV/0!	#DIV/0!
Zn 1st Clnr Conc		3.4	29.5	0.58	0.81	102	0	0.000	0.0	0.0	91.1	7.0	14.1	11.1	#DIV/0!	#DIV/0!	#DIV/0!	#DIV/0!
Zn Rougher Conc		7.4	14.0	0.27	0.439	56	0	0.000	0.0	0.0	92.9	7.1	16.5	13.1	#DIV/0!	#DIV/0!	#DIV/0!	#DIV/0!
Zn Rougher Tail		91.6	0.042	0.010	0.015	2.5	0.0	0.000	0.00	0.00	3.4	3.2	7.0	7.3	#DIV/0!	#DIV/0!	#DIV/0!	#DIV/0!
Head (calc.)		100.0	1.12	0.28	0.197	31.5	0.0	0.000	0.00	0.00	100.0	100.0	100.0	100.0	#DIV/0!	#DIV/0!	#DIV/0!	#DIV/0!

Test No.:	F18	**Project No.**:	13589-001	**Operator**:	CC	**Date**:	Sept.19th, 2012

Purpose: As F11, double feed mass to have more sample for assay, increase pH in Zn circuit and add 5th cleaning stage

Procedure: As outlined below.

Feed: 4 x 2 kg of minus 10 mesh; 50244-001 Overall Comp (location in a drum on a skid in the freezer)

Primary Grind: 30 minutes / 2 kg @ 65% solids in laboratory ball mill (BM#1+BM#2). P80 = µm

CuPb Regrind 20 minutes / 2 x CuPb Ro Conc 1-3 @ 65% solids in laboratory ball mill. P80 = µm

Zn Regrind 20 minutes / 2 x Zn Ro Conc 1-3 @ 65% solids in laboratory ball mill. P80 = µm

Conditions:

	Reagents added, grams per tonne							Time, minutes				
Stage	$Ca(OH)_2$	$ZnSO_4$	3418A	$CuSO_4$	5100	NaCN	MIBC	Grind	Cond.	Froth	pH	Ep (mV)
Grind (BM#1)	200	-	-	-	-	-	-	30			7.8	-40
CuPb Rougher (Based on 4kg of Feed)												
Aeration	-	-	-	-	-	-	-		5		7.8	-40
CuPb Rougher 1	313	-	5	-	-	-	12.5		1	1	9.5	0
CuPb Rougher 2	-	-	2.5	-	-	-	5		1	2	9.2	0
CuPb Rougher 3	-	-	2.5	-	-	-	5		1	3	9.0	0
CuPb Cleaner (Based on 8Kg CuPb Rougher concentrates)												
Regrind (BM)	75	75	5	-	-	12.5	-	20			9.2	-80
CuPb 1st Cleaner	20	-	-	-	-	-	5		1	5	10.0	-60
CuPb 2nd Cleaner	12.5	-	2.5	-	-	-	5		1	4	10.0	-60
CuPb 3rd Cleaner	12.5	-	2.5	-	-	-	5		1	4	10.0	-60
CuPb Separation (CuPb 3rd Cleaner Concentrate)												
Pb Rougher	-	-	2.5	-	-	355	2.5		1	3	10.8	-400
Pb Cleaner (Pb Rougher Concentrate)												
Pb Cleaner	-	-	2.5	-	-	162.5	2.5		1	2	10.8	-400
Zn Rougher (CuPb Rougher + 1st Cleaner Tail per 4kg of feed)												
Condition	2101	-	-	250	-	-	-		3		11.8	-50
Zn Rougher 1	-	-	-	-	10	-	10		1	2	11.8	-20
Zn Rougher 2	297	-	-	-	10	-	5		1	2	11.8	+50
Zn Rougher 3	157	-	-	-	5	-	5		1	2	11.8	+75
Zn Cleaner Based on 8 kg (2 x Zn Ro Conc 1-3)												
Regrind (BM)	500	-	-	50	-	-	-	20			12.0	-50
Zn 1st Cleaner	-	-	-	-	5	-	5		1	5	12.0	-50
Zn 2nd Cleaner	59	-	-	-	5	-	5		1	4	12.0	0
Zn 3rd Cleaner	133	-	-	-	2.5	-	5		1	3	12.0	0
Zn 4th Cleaner	180	-	-	-	-	-	5		1	2.5	12.0	0
Zn 5th Cleaner	183	-	-	-	-	-	5		1	2.5	12.0	+20
Total	4243	75	25	300	38	530	88	70	24	47		

* as required

Stage	Roughers	CuPb, Zn 1st Cl	CuPb 2nd, Zn 1st-5th Cl	Pb Rougher, Cl	Pb Rougher, Cl
Flotation Cell # 8	2000g-D2	1000g-D1	750g-D1	250g-D1	250g-D1
Speed: rpm	1500	1800	1500	1200	1200

Metallurgical Balance

Product	**Weight**		**Assays %, g/t**								**% Distribution**							
	g	**%**	**Zn**	**Pb**	**Cu**	**Ag**	**In**	**Sn**	**S**	**Fe**	**Zn**	**Pb**	**Cu**	**Ag**	**In**	**Sn**	**S**	**Fe**
Pb Cleaner Conc	32.7	0.4	1.45	62.5	4.81	5887	<50	0.41	14.6	5.92	0.4	75.5	7.3	56.7	1.5	4.0	2.2	0.5
Pb Cleaner Tail	14.3	0.2	3.73	6.01	26.1	1561	123	1.74	29.2	24.9	0.5	3.2	17.3	6.6	1.6	7.3	1.9	0.9
Pb Ro Tl (Cu Conc)	40.7	0.5	5.15	2.42	26.8	1312	135	1.84	31.3	25.4	2.0	3.6	50.6	15.7	4.9	22.1	5.8	2.7
CuPb 3rd Cl Tail	7.9	0.1	7.96	3.49	6.50	674	84	0.69	16.0	15.1	0.6	1.0	2.4	1.6	0.6	1.6	0.6	0.3
CuPb 2nd Cl Tail	21.0	0.3	9.05	1.56	3.09	364	73	0.38	12.8	12.0	1.8	1.2	3.0	2.3	1.4	2.4	1.2	0.7
Zn 5th Clnr Conc	178.2	2.2	46.9	0.32	0.55	77.0	321	<0.002	33.3	15.4	78.2	2.1	4.5	4.0	50.9	0.1	27.1	7.1
Zn 5th Clnr Tail	20.4	0.3	13.1	0.21	0.69	83.6	97	0.047	29.9	35.2	2.5	0.2	0.7	0.5	1.8	0.3	2.8	1.9
Zn 4th Clnr Tail	20.5	0.3	9.35	0.09	0.64	66.6	72	0.049	26.8	33.8	1.8	0.1	0.6	0.4	1.3	0.3	2.5	1.8
Zn 3rd Clnr Tail	38.3	0.5	6.48	0.04	0.50	25.3	51	0.046	23.7	32.0	2.3	0.1	0.9	0.3	1.7	0.5	4.1	3.2
Zn 2nd Clnr Tail	71.1	0.9	3.63	0.02	0.33	28.5	<10	0.042	17.8	25.8	2.4	0.1	1.1	0.6	0.6	0.9	5.8	4.7
Zn 1st Clnr Tail	200.5	2.5	2.00	0.02	0.22	19.2	<5	0.030	16.8	25.8	3.8	0.2	2.0	1.1	0.9	1.8	15.4	13.4
Zn Rougher Tail	7379.2	92.0	0.055	0.047	0.028	4.70	<5	0.027	0.91	3.29	3.8	12.8	9.6	10.2	32.9	58.8	30.6	62.9
Head (calc.)	8024.8	100.0	1.33	0.34	0.27	42.3	14.0	0.042	2.73	4.81	100.0	100.0	100.0	100.0	100.0	100.0	100.0	100.0
(direct)			1.36	0.31	0.27	41.6	11.4	0.040	2.81	4.70								
Combined Products			Estimated value - Insufficient sample mass															
Pb Cleaner Conc		**0.4**	**1.45**	**62.5**	**4.81**	**5887**	**50**	**0.41**	**14.6**	**5.92**	**0.4**	**75.5**	**7.3**	**56.7**	**1.5**	**4.0**	**2.2**	**0.5**
Pb Rougher Conc		0.6	2.14	45.3	11.3	4571	72	0.81	19.0	11.7	0.9	78.7	24.6	63.3	3.0	11.3	4.1	1.4
Cu Conc (Pb Ro + Pb Cl Tail)		**0.5**	**5.15**	**2.42**	**26.8**	**1312**	**135**	**1.84**	**31.3**	**25.4**	**2.0**	**3.6**	**50.6**	**15.7**	**4.9**	**22.1**	**5.8**	**2.7**
CuPb 3rd Cl Conc		1.1	3.54	25.4	18.5	3058	101	1.29	24.7	18.1	2.9	82.3	75.2	79.0	7.9	33.4	9.9	4.1
CuPb 2nd Cl Conc		1.2	3.90	23.6	17.5	2861	100	1.24	24.0	17.8	3.5	83.4	77.6	80.6	8.5	35.0	10.5	4.4
CuPb 1st Cl Conc		1.5	4.83	19.6	14.9	2412	95	1.09	22.0	16.8	5.3	84.6	80.6	82.8	9.9	37.4	11.7	5.1
Zn Rougher Feed		98.5	1.28	0.053	0.053	7.4	13	0.027	2.45	4.64	94.7	15.4	19.4	17.2	90.1	62.6	88.3	94.9
Zn 5th Clnr Conc		**2.2**	**46.9**	**0.32**	**0.55**	**77.0**	**321**	**0.002**	**33.3**	**15.4**	**78.2**	**2.1**	**4.5**	**4.0**	**50.9**	**0.1**	**27.1**	**7.1**
Zn 4th Clnr Conc		2.5	43.4	0.31	0.56	77.7	298	0.007	33.0	17.4	80.7	2.3	5.2	4.5	52.7	0.4	29.9	9.0
Zn 3rd Clnr Conc		2.7	40.2	0.29	0.57	76.6	277	0.011	32.4	19.0	82.5	2.3	5.8	4.9	54.0	0.7	32.4	10.8
Zn 2nd Clnr Conc		3.2	35.2	0.25	0.56	69.0	243	0.016	31.1	20.9	84.8	2.4	6.7	5.2	55.8	1.2	36.5	13.9
Zn 1st Clnr Conc		4.1	28.4	0.20	0.51	60.2	193	0.022	28.2	22.0	87.2	2.5	7.8	5.8	56.4	2.1	42.3	18.7
Zn Rougher Conc		6.6	18.4	0.13	0.401	44.7	122	0.025	23.9	23.4	90.9	2.6	9.8	7.0	57.3	3.9	57.7	32.1
Zn Rougher Tail		92.0	0.055	0.047	0.028	4.7	5	0.027	0.91	3.29	3.8	12.8	9.6	10.2	32.9	58.8	30.6	62.9
Head (calc.)		100.0	1.33	0.34	0.27	42.3	14	0.042	2.73	4.81	100.0	100.0	100.0	100.0	100.0	100.0	100.0	100.0

Test No.: F19 **Project No.**: 13589-001 **Operator**: CC **Date**: Oct. 2nd 2012

Purpose: Upgrade Zn 4th Cleaner concentrate

Procedure: As outlined below.

Feed: 230g of minus 10 mesh LCT 5 Zn 4th Cl Conc A-F
(Assume 8kg of whole ore feed)

Regrind: 15 minutes / Zn 4th Cl Conc A-F @ 65% solids in laboratory pebble mill. P80 = µm

Conditions:

	Reagents added, grams per tonne							Time, minutes				
Stage	$Ca(OH)_2$	$ZnSO_4$	3418A	$CuSO_4$	5100	NaCN	MIBC	Grind	Cond.	Froth	pH	Ep (mV)
Regrind	100	-	-	-	-	10	-	15			11.2	+20
Zn Re-Cleaning												
Condition	87.5	-	-	5	-	-	-		5		12.0	-20
Zn Re-Cleaner 1	-	-	-	-	2.5	-	4		1	1	12.0	-20
Zn Re-Cleaner 2	-	-	-	-	-	-	-			1	12.0	-20
Zn Re-Cleaner 3	-	-	-	-	-	-	-			0.5	11.8	-20
Zn Re-Cleaner 4	-	-	-	-	-	-	-			0.5	11.6	-20
Zn Re-Cleaner 5	-	-	-	-	2.5	-	-			4	11.6	0
Total	188	0	0	5	3	10	4	15	6	7		

* as required

Stage	Zn Re-Cl
Flotation Cell # 8	500g-D1
Speed: rpm	1500

Metallurgical Balance

Product	**Weight**		**Assays %, g/t**								**% Distribution**							
	g	**%**	**Zn**	**Pb**	**Cu**		**In**		**S**	**Fe**	**Zn**	**Pb**	**Cu**		**In**		**S**	**Fe**
Zn Re-Cl Conc 1	31.8	13.8	40.1	0.70	1.07				32.6	18.6	18.7	22.7	26.6		#DIV/0!		13.1	8.5
Zn Re-Cl Conc 2	27.1	11.7	41.4	0.73	1.15				32.1	17.0	16.4	20.1	24.4		#DIV/0!		11.0	6.6
Zn Re-Cl Conc 3	9.4	4.1	43.1	0.77	1.19				32.1	16.6	5.9	7.4	8.7		#DIV/0!		3.8	2.2
Zn Re-Cl Conc 4	12.6	5.4	43.0	0.69	1.05				32.2	16.4	7.9	8.9	10.3		#DIV/0!		5.1	3.0
Zn Re-Cl Conc 5	48.2	20.8	43.3	0.39	0.54				33.2	18.7	30.6	19.1	20.4		#DIV/0!		20.2	12.9
Zn Re-Cl Tail	102.1	44.2	13.7	0.21	0.12				36.4	45.6	20.5	21.8	9.6		#DIV/0!		46.9	66.8
Head (calc.)	231.2	100.0	29.5	0.42	0.55	0.0	0.0	0.000	34.3	30.2	100.0	100.0	100.0		#DIV/0!		100.0	100.0
(direct)			29.7	0.46	0.58	0.0	258	0.002	34.8	30.1								
Combined Products			Estimated value - Insufficient sample mass															
Zn Re-Cl Conc 1		13.8	40.1	0.70	1.07		0.0		32.6	18.6	18.7	22.7	26.6		#DIV/0!		13.1	8.5
Zn Re-Cl Conc 1-2		25.5	40.7	0.71	1.11		0.0		32.4	17.9	35.1	42.8	51.0		#DIV/0!		24.0	15.1
Zn Re-Cl Conc 1-3		29.5	41.0	0.72	1.12		0		32.3	17.7	41.0	50.2	59.7		#DIV/0!		27.8	17.3
Zn Re-Cl Conc 1-4		35.0	41.3	0.72	1.11		0.0		32.3	17.5	49.0	59.0	70.1		#DIV/0!		33.0	20.3
Zn Re-Cl Conc 1-5		55.8	42.1	0.59	0.90		0.0		32.6	17.9	79.5	78.2	90.4		#DIV/0!		53.1	33.2
Zn Re-Cl Tail		44.2	13.7	0.21	0.12		0.00		36.4	45.6	20.5	21.8	9.6		#DIV/0!		46.9	66.8
Head (calc.)		100.0	29.54	0.42	0.55		0.0		34.3	30.2	100.0	100.0	100.0		#DIV/0!		100.0	100.0

Test No.: F20 **Project No.:** 13589-001 **Operator:** CC **Date:** Oct. 25, 2012

Purpose: Upgrade Zn 4th Cleaner concentrate

Procedure: As outlined below.

Feed: 200g of minus 10 mesh LCT 5 Zn 4th Cl Conc A-F
(Assume 8kg of whole ore feed)

Regrind: 15 minutes / Zn 4th Cl Conc A-F @ 65% solids in laboratory pebble mill. P80 = µm

Conditions:

	Reagents added, grams per tonne							Time, minutes				
Stage	$Ca(OH)_2$	$ZnSO_4$	3418A	$CuSO_4$	5100	NaMBS	MIBC	Grind	Cond.	Froth	pH	Ep (mV)
Regrind	100	-	-	-	-	10	-	15			11.0	-80
Zn Re-Cleaning												
Condition	87.5	-	-	5	-	-	-		5		12.0	-40
Zn Re-Cleaner 1	-	-	-	-	2.5	*	2.5		1	2	12.0	-40
Zn Re-Cleaner 2	-	-	-	-	-	*	-			2	12.0	-40
Zn Re-Cleaner 3	-	-	-	-	-	*	-			2	11.8	-60
Zn Re-Cleaner 4	-	-	-	-	-	*	-			2	11.8	-40
Zn Re-Cleaner 5	-	-	-	-	2.5	*	-			2	11.7	-20
Total	188	0	0	5	3	10	2.5	15	6	10		

* as required

Stage	Zn Re-Cl
Flotation Cell # 8	500g-D1
Speed: rpm	1500

Metallurgical Balance

Product	**Weight**		**Assays %, g/t**								**% Distribution**							
	g	**%**	**Zn**	**Pb**	**Cu**		**In**		**S**	**Fe**	**Zn**	**Pb**	**Cu**		**In**		**S**	**Fe**
Zn Re-Cl Conc 1	69.0	34.2	46.2	0.55	0.88					15.2	52.8	43.3	53.0		#DIV/0!		#DIV/0!	17.2
Zn Re-Cl Conc 2	37.7	18.7	46.1	0.53	0.82					15.3	28.8	22.8	27.0		#DIV/0!		#DIV/0!	9.5
Zn Re-Cl Conc 3	19.3	9.6	39.1	0.52	0.71					21.6	12.5	11.5	12.0		#DIV/0!		#DIV/0!	6.8
Zn Re-Cl Conc 4	8.1	4.0	25.0	0.49	0.52					33.9	3.4	4.5	3.7		#DIV/0!		#DIV/0!	4.5
Zn Re-Cl Conc 5	4.3	2.1	13.6	0.39	0.24					45.0	1.0	1.9	0.9		#DIV/0!		#DIV/0!	3.2
Zn Re-Cl Tail	63.5	31.5	1.46	0.22	0.06					56.5	1.5	16.0	3.4		#DIV/0!		#DIV/0!	58.8
Head (calc.)	201.9	100.0	29.9	0.43	0.57	0.0	0.0	0.000	0.0	30.2	100.0	100.0	100.0		#DIV/0!		#DIV/0!	100.0
(direct)			29.7	0.46	0.58	0.0	258	0.002	34.8	30.1								
Combined Products			Estimated value - Insufficient sample mass															
Zn Re-Cl Conc 1		34.2	46.2	0.55	0.88				0.0	15.2	52.8	43.3	53.0		#DIV/0!		#DIV/0!	17.2
Zn Re-Cl Conc 1-2		52.8	46.2	0.54	0.86				0.0	15.2	81.6	66.1	80.0		#DIV/0!		#DIV/0!	26.7
Zn Re-Cl Conc 1-3		62.4	45.1	0.54	0.84				0.0	16.2	94.1	77.6	92.0		#DIV/0!		#DIV/0!	33.5
Zn Re-Cl Conc 1-4		66.4	43.9	0.54	0.82				0.0	17.3	97.5	82.1	95.7		#DIV/0!		#DIV/0!	38.0
Zn Re-Cl Conc 1-5		68.5	42.9	0.53	0.80				0.0	18.1	98.5	84.0	96.6		#DIV/0!		#DIV/0!	41.2
Zn Re-Cl Tail		31.5	1.46	0.22	0.062				0.0	56.5	1.5	16.0	3.4		#DIV/0!		#DIV/0!	58.8
Head (calc.)		100.0	29.9	0.43	0.57				0.0	30.2	100.0	100.0	100.0		#DIV/0!		#DIV/0!	100.0

Test No.: LCT1 **Project No.:** 13589-001 **Operator:** CC/TM **Date:** Aug 13th 2012

Purpose: As F11, lower collector in the Zn cleaner circuit, longer regrind

Procedure: As outlined below.

50244-001

Feed: 12 x 2 kg of minus 10 mesh Overall Comp (location in a drum on a skid in the freezer)

Primary Grind: 30 minutes / 2 kg @ 65% solids in laboratory ball mill (BM#1). Zn Ro Tail A-F P80 = 102 µm
Cu Conc A-F P80 = 24 µm
CuPb Regrind 20 minutes / CuPb Ro Conc 1-3 @ 65% solids in laboratory pebble mill. Pb Conc A-F P80 = 23 µm
Zn Regrind 25 minutes / Zn Ro Conc 1-3 @ 65% solids in laboratory pebble mill. Zn Conc A-F P80 = 16 µm

Conditions:

	Reagents added, grams per tonne							Time, minutes				
Stage	$Ca(OH)_2$	$ZnSO_4$	3418A	$CuSO_4$	5100	NaCN	MIBC	Grind	Cond.	Froth	pH	Ep (mV)
Grind (BM#1)	200	-	-	-	-	-	-	30			7.8	+20
CuPb Rougher (Based on 4kg of Feed)												
Aeration	-	-	-	-	-	-	-		5		7.8	+20
CuPb Rougher 1	313	-	5	-	-	-	12.5		1	1	9.5	+20
CuPb Rougher 2	-	-	2.5	-	-	-	5		1	2	9.2	+40
CuPb Rougher 3	-	-	2.5	-	-	-	5		1	3	9.0	+60
CuPb Cleaner (Based on 4Kg CuPb Rougher concentrates)												
Regrind (PM)	75	75	5	-	-	12.5	-	20			9.2	0
CuPb 1st Cleaner	20	-	-	-	-	-	5		1	4	10.0	-10
CuPb 2nd Cleaner	12.5	-	2.5	-	-	-	5		1	3	10.0	0
CuPb 3rd Cleaner	25	-	2.5	-	-	-	5		1	2	10.0	0
CuPb Separation (CuPb 3rd Cleaner Concentrate)											8.0	+80
Pb Rougher	-	-	2.5	-	-	450	5		1	1	10.8	-400
Pb Cleaner (Pb Rougher Concentrate)												
Pb Cleaner	-	-	2.5	-	-	162.9	5		1	2	10.8	-400
Zn Rougher (CuPb Rougher + 1st Cleaner Tail per 4kg of feed)		CMC										
Condition	1450	-	-	250	-	-	-		3		11.8	+50
Zn Rougher 1	-	-	-	-	10	-	10		1	2	11.8	+20
Zn Rougher 2	-	-	-	-	10	-	5		1	2	11.6	+50
Zn Rougher 3	-	-	-	-	5	-	5		1	4	11.5	+75
Zn Cleaner (Zn Ro Conc 1-3)												
Regrind	500	-	-	50	-	-	-	25			12.0	+20
Zn 1st Cleaner	20	*20	-	-	5	-	5		1	4	12.0	0
Zn 2nd Cleaner	168	-	-	-	2.5	-	5		1	3	12.0	+10
Zn 3rd Cleaner	250	-	-	-	-	-	5		1	3	12.0	+20
Zn 4th Cleaner	250	-	-	-	-	-	5		1	2.5	12.0	+20
Total	3283	75	25	300	33	625	88	75	23	39		

* as required

Stage	Roughers	CuPb 1st Clnr	CuPb 2nd & 3rd Cl	Zn 1st to 4th Cl	Pb Rougher, Cl
Flotation Cell # 8	2000g-D2	500g-D1	250g-D1	500g-D1	250g-D1
Speed: rpm	1500	1500	1500	1500	1200

* CMC added in Cycle D - Zn 1st cleaner

Metallurgical Projection (D-F)

Product	Weight		Assays %, g/t								% Distribution							
	g	%	Zn	Pb	Cu	Ag	In	Sn	S	Fe	Zn	Pb	Cu	Ag	In	Sn	S	Fe
Pb Cl Conc	50.7	0.4	1.12	65.5	4.90	5924	<50	0.44	15.2	6.20	0.4	84.8	8.1	60.5	n/a	5.0	2.4	0.5
Cu Conc (Pb Ro Tail)	75.8	0.6	3.85	2.65	28.8	1442	150	2.04	31.1	26.4	1.9	5.1	71.4	22.0	n/a	34.7	7.2	3.5
Zn 4th Cl Conc	282.0	2.3	47.5	0.53	0.91	117	358	0.00	33.1	14.5	85.2	3.8	8.4	6.6	n/a	0.1	28.4	7.0
Zn 1st Cl Scav Tail	543.8	4.5	2.73	0.01	0.26	29.7	<50	0.03	19.5	29.5	9.5	0.2	4.6	3.3	n/a	3.1	32.3	27.6
Zn Rougher Tail	11058.6	92.1	0.04	0.02	0.02	3.40	<50	0.02	0.89	3.22	3.1	6.1	7.5	7.6	n/a	57.0	29.8	61.3
Head	12010.9	100.0	1.31	0.33	0.25	41.3	11.4	0.037	2.74	4.83	100.0	100.0	100.0	100.0	100.0	100.0	100.0	100.0

Metallurgical Balance

Product	Weight		Assays %, g/t								% Distribution							
	g	%	Zn	Pb	Cu	Ag	In	Sn	S	Fe	Zn	Pb	Cu	Ag	In	Sn	S	Fe
Pb Cl Conc A	10.0	0.0	0.84	69.1	4.43	6195	<50	0.42	14.4	5.19	0.0	8.8	0.7	6.2	0.0	0.5	0.2	0.0
Pb Cl Conc B	17.7	0.1	1.08	65.8	5.96	6040	<50	0.52	15.2	6.66	0.1	14.9	1.7	10.7	0.1	1.0	0.4	0.1
Pb Cl Conc C	19.5	0.1	1.11	65.3	5.12	6186	<50	0.46	14.9	6.14	0.1	16.3	1.6	12.1	0.1	1.0	0.4	0.1
Pb Cl Conc D	18.2	0.1	1.19	63.3	5.88	5790	<50	0.51	15.7	7.07	0.1	14.7	1.7	10.6	0.1	1.0	0.4	0.1
Pb Cl Conc E	16.0	0.1	0.95	69.4	3.90	5986	<50	0.38	14.8	5.20	0.0	14.2	1.0	9.6	0.1	0.7	0.4	0.1
Pb Cl Conc F	16.5	0.1	1.21	64.4	4.81	6031	<50	0.43	15.2	6.22	0.1	13.6	1.3	10.0	0.1	0.8	0.4	0.1
Pb Cl Tail F	7.7	0.0	3.12	9.90	26.6	1887	131	1.87	29.2	25.2	0.1	1.0	3.3	1.5	0.1	1.6	0.3	0.2
Cu 3rd Cl Conc A	18.9	0.1	2.60	4.87	29.9	1647	140	1.98	30.9	27.0	0.2	1.2	9.2	3.1	0.2	4.2	0.9	0.4
Cu 3rd Cl Conc B	21.7	0.1	3.16	3.18	30.2	1469	141	2.06	31.5	27.3	0.2	0.9	10.6	3.2	0.2	5.0	1.0	0.5
Cu 3rd Cl Conc C	24.9	0.1	3.70	3.04	29.2	1484	147	2.04	31.3	26.7	0.3	1.0	11.8	3.7	0.3	5.7	1.2	0.6
Cu 3rd Cl Conc D	24.7	0.1	3.77	2.80	29.2	1431	149	2.06	30.7	26.7	0.3	0.9	11.7	3.5	0.3	5.7	1.2	0.6
Cu 3rd Cl Conc E	25.2	0.1	3.90	2.94	28.8	1475	149	2.02	31.1	26.5	0.3	0.9	11.8	3.7	0.3	5.7	1.2	0.6
Cu 3rd Cl Conc F	25.9	0.1	3.90	2.22	28.5	1425	151	2.04	31.5	26.2	0.3	0.7	12.0	3.7	0.3	5.9	1.2	0.6
CuPb 3rd Cl Tail F	3.1	0.0	9.86	3.96	9.30	674	84	0.69	19.6	17.2	0.1	0.2	0.5	0.2	0.0	0.2	0.1	0.0
CuPb 2nd Cl Tail F	8.1	0.0	9.62	1.50	4.17	364	73	0.44	15.1	13.2	0.2	0.2	0.5	0.3	0.0	0.4	0.2	0.1
Zn 4th Cl Conc A	85.9	0.4	48.1	0.51	0.82	110	357	<0.002	33.2	14.0	13.1	0.6	1.1	0.9	2.2	0.0	4.4	1.0
Zn 4th Cl Conc B	102.3	0.4	46.0	0.62	1.00	140	342	<0.002	33.2	14.6	14.9	0.8	1.7	1.4	2.5	0.0	5.2	1.3
Zn 4th Cl Conc C	93.5	0.4	49.6	0.53	0.95	120	360	<0.002	33.3	13.8	14.7	0.6	1.4	1.1	2.4	0.0	4.8	1.1
Zn 4th Cl Conc D	95.9	0.4	47.6	0.52	0.91	120	351	<0.002	33.4	14.6	14.4	0.6	1.4	1.2	2.4	0.0	4.9	1.2
Zn 4th Cl Conc E	94.1	0.4	46.9	0.53	0.96	120	365	<0.002	32.9	14.7	13.9	0.6	1.5	1.1	2.5	0.0	4.7	1.2
Zn 4th Cl Conc F	92.0	0.4	48.2	0.55	0.86	110	358	<0.002	33.0	14.2	14.0	0.6	1.3	1.0	2.4	0.0	4.6	1.1
Zn 4th Cl Tail F	8.6	0.0	19.9	1.54	1.41	220	156	0.08	32.0	34.1	0.5	0.2	0.2	0.2	0.1	0.1	0.4	0.3
Zn 3rd Cl Tail F	16.5	0.1	13.2	0.69	1.21	130	106	0.07	29.3	34.4	0.7	0.1	0.3	0.2	0.1	0.1	0.7	0.5
Zn 2nd Cl Tail F	38.3	0.2	7.29	0.14	0.74	68.8	60	0.05	23.4	31.1	0.9	0.1	0.5	0.3	0.2	0.2	1.4	1.0
Zn 1st Cl Scav Tail A	152.0	0.6	1.76	<0.010	0.17	20.7	<50	0.02	19.6	30.4	0.8	0.0	0.4	0.3	0.5	0.4	4.5	4.0
Zn 1st Cl Scav Tail B	142.7	0.6	2.09	<0.010	0.19	24.0	<50	0.02	19.9	31.0	0.9	0.0	0.4	0.3	0.5	0.4	4.3	3.8
Zn 1st Cl Scav Tail C	182.1	0.8	1.56	<0.010	0.18	24.4	<50	0.03	19.1	29.2	0.9	0.0	0.5	0.4	0.7	0.5	5.3	4.6
Zn 1st Cl Scav Tail D	178.9	0.7	2.61	<0.010	0.23	28.2	<50	0.02	20.0	29.9	1.5	0.0	0.7	0.5	0.6	0.5	5.5	4.6
Zn 1st Cl Scav Tail E	180.9	0.8	2.87	0.016	0.29	31.5	<50	0.03	19.1	28.7	1.6	0.0	0.8	0.6	0.7	0.5	5.3	4.5
Zn 1st Cl Scav Tail F	184.0	0.8	2.73	<0.010	0.26	29.6	<50	0.03	19.5	30.0	1.6	0.0	0.8	0.5	0.7	0.5	5.5	4.7
Zn Rougher Tail A	3685.4	15.3	0.046	0.027	0.019	3.6	<50	0.02	0.76	3.13	0.5	1.3	1.1	1.3	13.2	9.5	4.3	9.9
Zn Rougher Tail B	3703.7	15.4	0.049	0.020	0.025	3.7	<50	0.02	0.86	3.28	0.6	0.9	1.5	1.4	13.3	9.5	4.9	10.5
Zn Rougher Tail C	3694.7	15.4	0.043	0.022	0.021	3.4	<50	0.02	0.85	3.14	0.5	1.0	1.3	1.3	13.3	9.9	4.8	10.0
Zn Rougher Tail D	3674.1	15.3	0.041	0.020	0.023	3.3	<50	0.02	0.86	3.20	0.5	0.9	1.4	1.2	13.2	9.0	4.8	10.1
Zn Rougher Tail E	3713.7	15.4	0.044	0.018	0.024	3.3	<50	0.02	0.91	3.27	0.5	0.9	1.4	1.2	13.3	9.5	5.2	10.4
Zn Rougher Tail F	3670.8	15.3	0.049	0.027	0.015	3.6	<50	0.02	0.89	3.20	0.6	1.3	0.9	1.3	13.2	9.8	5.0	10.1
Head (calc.)	24048.1	100.0	1.32	0.33	0.26	41.5	n/a	0.037	2.72	4.83	100.0	100.0	100.0	100.0	100.0	100.0	100.0	100.0
(direct)			1.36	0.31	0.27	41.6	11.4	0.040	2.81	4.70								
Combined Products			Insufficient sample mass - Values from F18															
Pb Cl Conc A-F		0.4	0.80	47.0	3.56	4303.29	<50	0.32	10.9	4.44	0.2	58.7	5.6	42.2	n/a	3.5	1.6	0.4
Cu Conc A-F		0.6	2.72	1.96	20.6	1035.92	106	1.45	22.2	18.9	1.2	3.5	47.2	14.7	n/a	22.9	4.8	2.3
Zn 4th Cl Conc A-F		2.3	32.0	0.35	0.61	78.30	239	0.00	22.1	9.54	57.1	2.6	5.6	4.4	n/a	0.1	19.0	4.6
Zn 1st Cl Scav Tail A-F		4.2	2.29	0.011	0.22	26.66	<50	0.02	19.5	29.8	7.4	0.1	3.7	2.7	n/a	2.8	30.4	26.2
Zn Rougher Tail A-F		92.1	0.045	0.022	0.021	3.48	<50	0.02	0.86	3.20	3.2	6.3	7.6	7.7	n/a	57.3	28.9	61.0

Stability Check

Cycle	Wt%	Zn	Pb	Cu	Ag	In	Sn	S	Fe
A	98.6	87.7	71.1	75.4	71.5	97.3	86.9	85.7	92.5
B	99.5	100.0	105.1	95.5	102.3	99.7	95.6	95.0	96.9
C	100.2	98.5	113.5	99.7	111.7	100.1	102.6	99.0	98.1
D	99.6	100.5	103.1	101.2	101.8	99.6	97.5	100.6	99.6
E	100.5	98.8	99.9	99.1	97.5	100.8	98.8	100.3	100.5
F	99.5	99.3	97.4	97.1	99.3	99.4	102.5	100.4	99.9
ave C-F	100.0	99.3	103.5	99.3	102.6	100.0	100.3	100.1	99.5
ave D-F	99.9	99.5	100.1	99.2	99.6	99.9	99.6	100.5	100.0
ave E-F	100.0	99.1	98.6	98.1	98.4	100.1	100.6	100.4	100.2

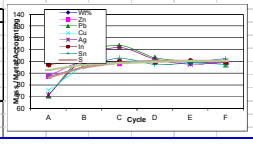

| | | |

Test No.: LCT3 **Project No.**: 13589-001 **Operator**: CC/TM **Date**: Sept 6,2012

Purpose: As F13, 4kg per cycle, higher pH in Zn circuit, more collector in Cu/Pb rougher

Procedure: As outlined below.

50244-001

Feed: 12 x 2 kg of minus 10 mesh Comp B (location in a drum on a skid in the freezer)

Primary Grind: 30 minutes / 2 kg @ 65% solids in laboratory ball mill (BM#1). P80 = 134 µm

Pb Conc P80 = 25.7 µm

CuPb Regrind 20 minutes / CuPb Ro Conc 1-3 @ 65% solids in laboratory pebble mill. Cu Conc P80 = 27.3 µm

Zn Regrind 22 minutes / Zn Ro Conc 1-3 @ 65% solids in laboratory pebble mill. Zn Conc P80 = 20 µm

Conditions:

	Reagents added, grams per tonne							Time, minutes				
Stage	$Ca(OH)_2$	$ZnSO_4$	3418A	$CuSO_4$	5100	NaCN	MIBC	Grind	Cond.	Froth	pH	Ep (mV)
Grind (BM#1)	200	-	-	-	-	-	-	30			8.0	-120
CuPb Rougher (Based on 4kg of Feed)												
Aeration	-	-	-	-	-	-	-		5		8.0	+60
CuPb Rougher 1	313	-	10	-	-	-	10		1	1	9.5	+80
CuPb Rougher 2	-	-	5	-	-	-	2.5		1	2	9.2	+80
CuPb Rougher 3	-	-	5	-	-	-	2.5		1	3	8.9	+80
CuPb Cleaner (Based on 4Kg CuPb Rougher concentrates)												
Regrind (PM)	75	75	5	-	-	25	-	20			8.5	+30
CuPb 1st Cleaner	50	-	-	-	-	-	3.75		1	4	10.0	+20
CuPb 2nd Cleaner	50	-	2.5	-	-	-	3.75		1	3	10.0	+20
CuPb 3rd Cleaner	50	-	2.5	-	-	-	3.75		1	2	10.0	+40
CuPb Separation (CuPb 3rd Cleaner Concentrate)												
											8.4	+140
Pb Rougher	-	-	2.5	-	-	675	5		1	3	11.0	-400
Pb Cleaner (Pb Rougher Concentrate)												
Pb Cleaner	-	-	2.5	-	-	425	5		1	2	11.0	-400
Zn Rougher (CuPb Rougher + 1st Cleaner Tail per 4kg of feed)												
Condition	2532	-	-	350	-	-	-		3		11.8	+100
Zn Rougher 1	-	-	-	-	10	-	10		1	2	11.8	+50
Zn Rougher 2	467	-	-	-	10	-	5		1	2	11.8	+50
Zn Rougher 3	210	-	-	-	5	-	5		1	4	11.8	+50
Zn Cleaner (2 x Zn Ro Conc 1-3)												
Regrind	775	-	-	75	-	-	-	22			11.8	+50
Zn 1st Cleaner	48	-	-	-	5	-			1	5	12.0	+50
Zn 2nd Cleaner	248	-	-	-	2.5	-			1	4	12.0	+75
Zn 3rd Cleaner	248	-	-	-	-	-			1	3	12.0	+75
Zn 4th Cleaner	270	-	-	-	-	-			1	3	12.0	+75
Total	5536	75	35	425	33	1125	56	72	23	43		

* as required

Stage	Roughers	CuPb 1st Clnr	CuPb 2nd & 3rd Cl	Zn 1st to 4th Cl	Pb Rougher, Cl
Flotation Cell # 8	2000g-D2	500g-D1	250g-D1	500g-D1	250g-D1
Speed: rpm	1500	1500	1500	1500	1200

Cycle C-moved Zn 1st cl to 750g cell , did not add MIBC in cleaners.

Metallurgical Projection (D-F)

Product	Weight		Assays %, g/t								% Distribution							
	g	%	Zn	Pb	Cu	Ag	In	Sn	S	Fe	Zn	Pb	Cu	Ag	In	Sn	S	Fe
Pb Cl Conc	54.9	0.5	1.19	59.7	5.85	4521	<50	0.51	16.3	7.56	0.2	82.9	4.3	38.4	n/a	3.1	1.8	0.6
Cu Conc (Pb Ro Tail)	202.3	1.7	2.90	0.89	29.8	1351	129	1.84	32.7	27.3	2.1	4.6	80.2	42.3	n/a	41.5	13.5	7.7
Zn 4th Cl Conc	523.1	4.4	49.6	0.28	1.11	94.6	291	0.011	33.5	12.7	92.4	3.7	7.7	7.7	n/a	0.6	35.9	9.3
Zn 1st Cl Scav Tail	597.7	5.0	1.35	0.06	0.37	43.0	<50	0.090	22.9	34.3	2.9	1.0	2.9	4.0	n/a	6.0	27.9	28.5
Zn Rougher Tail	10623.9	88.5	0.064	0.029	0.035	4.67	<50	0.041	0.96	3.66	2.4	7.8	4.9	7.7	n/a	48.7	20.9	54.0
Head	12001.9	100.0	2.34	0.33	0.63	53.8	n/a	0.075	4.08	5.99	100.0	100.0	100.0	100.0	100.0	100.0	100.0	100.0

Metallurgical Balance

Product	Weight		Assays %, g/t								% Distribution							
	g	%	Zn	Pb	Cu	Ag	In	Sn	S	Fe	Zn	Pb	Cu	Ag	In	Sn	S	Fe
Pb Cl Conc A	15.0	0.1	0.91	66.2	4.39	4808	<50	0.42	14.8	5.79	0.0	12.8	0.4	5.6	0.1	0.4	0.2	0.1
Pb Cl Conc B	19.0	0.1	1.21	55.1	7.54	4384	<50	0.64	17.2	9.79	0.0	13.5	1.0	6.5	0.1	0.7	0.3	0.1
Pb Cl Conc C	18.5	0.1	1.06	58.0	6.56	4510	<50	0.59	16.7	8.09	0.0	13.8	0.8	6.5	0.1	0.6	0.3	0.1
Pb Cl Conc D	18.5	0.1	1.15	58.1	6.75	4460	<50	0.56	16.8	8.45	0.0	13.8	0.8	6.4	0.1	0.6	0.3	0.1
Pb Cl Conc E	18.9	0.1	1.25	61.0	5.55	4565	<50	0.50	16.1	6.76	0.0	14.8	0.7	6.7	0.1	0.5	0.3	0.1
Pb Cl Conc F	17.5	0.1	1.16	59.9	5.22	4538	<50	0.47	15.9	7.49	0.0	13.5	0.6	6.2	0.1	0.5	0.3	0.1
Pb Cl Tail F	14.4	0.1	2.59	5.40	27.1	1697	119	1.82	31.0	25.9	0.1	1.0	2.6	1.9	0.1	1.5	0.4	0.3
Cu Conc A	54.1	0.2	2.53	1.65	29.8	1400	124	1.78	32.8	27.3	0.2	1.1	10.9	5.9	0.5	5.5	1.8	1.0
Cu Conc B	60.3	0.3	2.71	1.19	29.9	1342	122	1.81	32.6	27.5	0.3	0.9	12.2	6.3	0.5	6.2	2.0	1.1
Cu Conc C	62.6	0.3	2.53	0.86	30.0	1313	126	1.85	32.8	27.4	0.3	0.7	12.7	6.4	0.5	6.6	2.1	1.2
Cu Conc D	65.4	0.3	2.64	0.91	29.9	1362	128	1.84	32.6	27.3	0.3	0.8	13.2	6.9	0.6	6.8	2.1	1.2
Cu Conc E	69.5	0.3	3.06	0.85	29.8	1354	129	1.82	32.6	27.4	0.4	0.8	14.0	7.3	0.6	7.2	2.3	1.3
Cu Conc F	67.4	0.3	3.00	0.92	29.7	1336	130	1.85	32.8	27.2	0.4	0.8	13.5	7.0	0.6	7.1	2.2	1.3
CuPb 3rd Cl Tail F	6.0	0.0	10.2	1.61	9.30	614	104	0.97	20.5	17.6	0.1	0.1	0.4	0.3	0.0	0.3	0.1	0.1
CuPb 2nd Cl Tail F	13.0	0.1	10.5	0.66	4.49	276	86.0	0.58	16.1	13.8	0.2	0.1	0.4	0.3	0.1	0.4	0.2	0.1
Zn 4th Cl Conc A	164.1	0.7	47.9	0.19	0.88	81.6	280	<0.002	33.7	13.5	13.9	0.4	1.0	1.0	3.1	0.0	5.6	1.5
Zn 4th Cl Conc B	190.7	0.8	47.4	0.36	1.10	100	277	0.019	33.5	14.8	16.0	0.9	1.4	1.5	3.6	0.2	6.4	2.0
Zn 4th Cl Conc C	171.8	0.7	49.1	0.25	1.08	91.5	288	0.008	33.6	12.8	15.0	0.6	1.3	1.2	3.3	0.1	5.8	1.5
Zn 4th Cl Conc D	173.3	0.7	49.9	0.30	1.21	101	296	0.016	33.8	12.7	15.3	0.7	1.4	1.4	3.5	0.2	5.9	1.5
Zn 4th Cl Conc E	180.7	0.8	49.5	0.28	1.05	92.3	282	0.006	33.6	13.2	15.9	0.7	1.3	1.3	3.4	0.1	6.1	1.7
Zn 4th Cl Conc F	169.1	0.7	49.4	0.26	1.07	90.5	294	0.010	33.2	12.3	14.8	0.6	1.2	1.2	3.4	0.1	5.6	1.4
Zn 4th Cl Tail F	13.7	0.1	27.2	0.56	2.43	193	169	0.22	31.9	26.0	0.7	0.1	0.2	0.2	0.2	0.2	0.4	0.2
Zn 3rd Cl Tail F	34.9	0.1	13.5	0.36	1.80	150	87.0	0.19	32.1	37.6	0.8	0.2	0.4	0.4	0.2	0.4	1.1	0.9
Zn 2nd Cl Tail F	54.6	0.2	5.00	0.17	1.08	96.2	<50	0.15	29.4	39.5	0.5	0.1	0.4	0.4	0.2	0.5	1.6	1.5
Zn 1st Cl Scav Tail A	155.5	0.6	0.96	<0.061	0.21	31.9	<50	0.091	20.1	31.2	0.3	0.1	0.2	0.4	0.5	0.8	3.1	3.4
Zn 1st Cl Scav Tail B	174.4	0.7	0.72	<0.010	0.24	31.6	<50	0.078	19.1	29.2	0.2	0.0	0.3	0.4	0.6	0.8	3.3	3.5
Zn 1st Cl Scav Tail C	203.6	0.8	1.34	<0.056	0.34	43.1	<50	0.090	22.6	34.1	0.5	0.1	0.5	0.7	0.7	1.0	4.6	4.8
Zn 1st Cl Scav Tail D	189.8	0.8	1.59	<0.089	0.39	45.7	<50	0.094	23.7	35.7	0.5	0.2	0.5	0.7	0.6	1.0	4.5	4.7
Zn 1st Cl Scav Tail E	193.4	0.8	1.18	0.052	0.34	40.7	<50	0.086	22.9	34.3	0.4	0.1	0.4	0.6	0.7	0.9	4.5	4.6
Zn 1st Cl Scav Tail F	214.5	0.9	1.29	<0.054	0.37	42.8	<50	0.089	22.1	33.0	0.5	0.1	0.5	0.7	0.7	1.1	4.8	4.9
Zn Rougher Tail A	3494.8	14.6	0.063	0.016	0.024	4.5	<50	0.039	0.90	3.40	0.4	0.7	0.6	1.2	11.8	7.7	3.2	8.2
Zn Rougher Tail B	3516.1	14.6	0.051	0.022	0.032	4.8	<50	0.039	1.00	3.53	0.3	1.0	0.8	1.3	11.9	7.8	3.5	8.6
Zn Rougher Tail C	3566.1	14.9	0.050	0.020	0.028	4.7	<50	0.038	1.28	4.03	0.3	0.9	0.7	1.3	12.0	7.7	4.6	9.9
Zn Rougher Tail D	3568.5	14.9	0.078	0.053	0.046	4.6	<50	0.045	0.96	3.89	0.5	2.4	1.1	1.3	12.0	9.1	3.4	9.6
Zn Rougher Tail E	3534.7	14.7	0.053	0.017	0.027	4.8	<50	0.039	0.97	3.54	0.3	0.8	0.6	1.3	11.9	7.8	3.4	8.7
Zn Rougher Tail F	3520.7	14.7	0.060	0.017	0.032	4.6	<50	0.039	0.95	3.54	0.4	0.8	0.8	1.3	11.9	7.8	3.4	8.6
Head (calc.)	24005.1	100.0	2.35	0.32	0.62	53.5	n/a	0.073	4.14	6.02	100.0	100.0	100.0	100.0	100.0	100.0	100.0	100.0
(direct)			2.30	0.30	0.60	56.2	15.6	0.076	4.14	5.51								
Combined Products			Estimated value - Insufficient sample mass															
Pb Cl Conc A-F		0.4	1.13	59.5	6.07	4535	<50	0.53	16.3	7.80	0.2	82.2	4.4	37.9	n/a	3.3	1.8	0.6
Cu Conc A-F		1.6	2.76	1.04	29.8	1350	127	1.83	32.7	27.3	1.9	5.1	76.6	39.8	n/a	39.3	12.5	7.2
Zn 4th Cl Conc A-F		4.4	48.9	0.28	1.07	93.0	286	0.01	33.6	13.24	90.9	3.7	7.6	7.6	n/a	0.6	35.4	9.6
Zn 1st Cl Scav Tail A-F		4.7	1.20	0.054	0.32	39.8	<50	0.088	21.9	33.0	2.4	0.8	2.5	3.5	n/a	5.7	24.9	25.9
Zn Rougher Tail A-F		88.3	0.059	0.024	0.032	4.7	<50	0.040	1.01	3.66	2.2	6.6	4.5	7.7	n/a	47.9	21.5	53.7

Stability Check

Cycle	Wt%	Zn	Pb	Cu	Ag	In	Sn	S	Fe
A	97.1	89.1	91.0	78.7	84.9	95.5	86.2	83.2	85.2
B	99.0	101.4	97.7	93.8	96.0	99.5	93.8	93.7	92.1
C	100.5	96.4	96.7	95.5	96.6	99.9	96.0	104.3	105.4
D	100.4	100.2	107.5	102.6	100.0	100.6	106.2	97.9	103.0
E	99.9	102.1	102.9	102.6	103.6	100.1	99.2	99.5	97.8
F	99.7	96.4	94.6	100.1	98.1	99.7	99.0	97.6	97.9
ave C-F	100.1	98.8	100.4	100.2	99.5	100.1	100.1	99.8	101.0
ave D-F	100.0	99.6	101.6	101.7	100.5	100.1	101.5	98.3	99.6
ave E-F	99.8	99.2	98.7	101.3	100.8	99.9	99.1	98.6	97.9

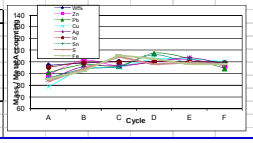

Test No.: LCT4 **Project No.:** 13589-001 **Operator:** CC/TM **Date:** Sept. 11th 2012

Purpose: As F14, 4kg per cycle, higher pH in Zn circuit, more collector in Cu/Pb rougher

Procedure: As outlined below.

50244-001

Feed: 12 x 2 kg of minus 10 mesh Comp C (location in a drum on a skid in the freezer)

Primary Grind:	29.5	minutes / 2 kg @ 65% solids in laboratory ball mill (BM#1 & #2).		P80 =	95 µm
			Pb Conc	P80 =	27.3 µm
CuPb Regrind	20	minutes / CuPb Ro Conc 1-3 @ 65% solids in laboratory pebble mill.	Cu Conc	P80 =	23.4 µm
Zn Regrind	15	minutes / Zn Ro Conc 1-3 @ 65% solids in laboratory pebble mill.	Zn Conc	P80 =	20 µm

Conditions:

	Reagents added, grams per tonne							Time, minutes				
Stage	$Ca(OH)_2$	$ZnSO_4$	3418A	$CuSO_4$	5100	NaCN	MIBC	Grind	Cond.	Froth	pH	Ep (mV)
Grind (BM#1 & #2)	200	-	-	-	-	-	-	29.5			8.0	+20
CuPb Rougher (Based on 4kg of Feed)												
Aeration	-	-	-	-	-	-	-		5		8.0	+20
CuPb Rougher 1	313	-	5	-	-	-	12.5		1	1	9.5	+40
CuPb Rougher 2	-	-	2.5	-	-	-	5		1	2	9.0	+40
CuPb Rougher 3	-	-	2.5	-	-	-	5		1	3	8.8	+40
CuPb Cleaner (Based on 4Kg CuPb Rougher concentrates)												
Regrind (PM)	75	75	5	-	-	12.5	-	20			9.2	+20
CuPb 1st Cleaner	12.5	-	-	-	-	-	7.5		1	4	10.0	-10
CuPb 2nd Cleaner	12.5	-	2.5	-	-	-	7.5		1	3	10.0	-10
CuPb 3rd Cleaner	12.5	-	2.5	-	-	-	7.5		1	2	10.0	-10
CuPb Separation (CuPb 3rd Cleaner Concentrate)												
											8.0	+140
Pb Rougher	-	-	2.5	-	-	500	3.75		1	3	11.0	-400
Pb Cleaner (Pb Rougher Concentrate)												
Pb Cleaner	-	-	2.5	-	-	250	3.75		1	2	10.8	-400
Zn Rougher (CuPb Rougher + 1st Cleaner Tail per 4kg of feed)												
Condition	2213	-	-	250	-	-	-		3		11.8	0
Zn Rougher 1		-	-	-	10	-	10		1	2	11.8	0
Zn Rougher 2	188	-	-	-	5	-	5		1	2	11.8	0
Zn Rougher 3	201	-	-	-	5	-	5		1	4	11.8	0
Zn Cleaner (2 x Zn Ro Conc 1-3)												
Regrind	625	-	-	50	-	-	-	15			12.0	-20
Zn 1st Cleaner		-	-	-	5	-	5		1	4	12.0	-20
Zn 2nd Cleaner	172	-	-	-	2.5	-	5		1	3	12.0	-20
Zn 3rd Cleaner	200	-	-	-	-	-	5		1	*2.5	12.0	0
Zn 4th Cleaner	195	-	-	-	-	-	5		1	*2.5	12.0	0
Total	4420	75	25	300	28	763	93	65	23	35		

* as required

Stage	Roughers	CuPb 1st Clnr	CuPb 2nd & 3rd Cl	Zn 1st to 4th Cl	Pb Rougher, Cl
Flotation Cell # 8	2000g-D2	500g-D1	250g-D1	500g-D1	250g-D1
Speed: rpm	1500	1500	1500	1500	1200

*Cycle B increased 3rd/4th cl froth times to 3min and 3min

Metallurgical Projection (D-F)

Product	Weight		Assays %, g/t								% Distribution							
	g	%	Zn	Pb	Cu	Ag	In	Sn	S	Fe	Zn	Pb	Cu	Ag	In	Sn	S	Fe
Pb Cl Conc	45.8	0.4	1.00	68.2	3.89	5507	21.0	0.18	14.9	5.10	0.2	84.9	5.1	55.3	0.5	3.0	2.0	0.4
Cu Conc (Pb Ro Tail)	90.2	0.8	3.61	2.62	29.0	1326	132	0.76	32.1	27.2	1.7	6.4	75.3	26.2	6.1	24.5	8.6	4.3
Zn 4th Cl Conc	383.4	3.2	46.1	0.33	0.75	8121	325	0.002	33.5	16.5	92.0	3.5	8.2	6.8	63.3	0.3	38.0	11.1
Zn 1st Cl Scav Tail	473.5	3.9	0.97	0.01	0.30	25.0	9.34	0.02	14.0	21.2	2.4	0.1	4.0	2.6	2.2	4.0	19.6	17.6
Zn Rougher Tail	10997.9	91.7	0.06	0.02	0.02	3.8	5.00	0.017	0.98	3.45	3.6	5.1	7.4	9.1	27.9	68.2	31.8	66.6
Head	11990.8	100.0	1.60	0.31	0.29	38.0	16.41	0.023	2.82	4.75	100.0	100.0	100.0	100.0	100.0	100.0	100.0	100.0

Metallurgical Balance

Product	Weight		Assays %, g/t								% Distribution							
	g	%	Zn	Pb	Cu	Ag	In	Sn	S	Fe	Zn	Pb	Cu	Ag	In	Sn	S	Fe
Pb Cl Conc A	13.0	0.1	0.65	71.7	2.46	5696	14	0.15	13.9	3.38	0.0	12.6	0.5	8.1	0.0	0.3	0.3	0.0
Pb Cl Conc B	15.7	0.1	0.88	67.8	3.98	5463	20	0.18	14.4	5.16	0.0	14.4	0.9	9.4	0.1	0.5	0.3	0.1
Pb Cl Conc C	15.7	0.1	1.16	67.5	4.01	5365	23	0.18	15.2	5.55	0.0	14.3	0.9	9.2	0.1	0.5	0.3	0.1
Pb Cl Conc D	15.2	0.1	1.14	68.9	3.96	5488	20	0.18	14.9	5.32	0.0	14.2	0.9	9.1	0.1	0.5	0.3	0.1
Pb Cl Conc E	15.3	0.1	0.97	67.9	4.03	5577	22	0.18	15.1	5.17	0.0	14.1	0.9	9.3	0.1	0.5	0.3	0.1
Pb Cl Conc F	15.3	0.1	0.90	68.0	3.71	5482	21	0.18	14.8	4.82	0.0	14.1	0.8	9.2	0.1	0.5	0.3	0.1
Pb Cl Tail F	7.0	0.0	2.75	8.84	26.7	1513	50	0.71	30.1	25.7	0.1	0.8	2.7	1.2	0.1	0.9	0.3	0.2
Cu Conc A	25.3	0.1	3.09	5.20	29.5	1513	128	0.73	31.5	27.5	0.2	1.8	10.6	4.2	0.8	3.3	1.2	0.6
Cu Conc B	28.3	0.1	3.24	2.83	29.5	1339	129	0.76	31.6	27.4	0.2	1.1	11.9	4.1	0.9	3.8	1.3	0.7
Cu Conc C	30.7	0.1	4.50	2.68	28.7	1275	139	0.75	31.8	27.4	0.4	1.1	12.5	4.3	1.1	4.1	1.4	0.7
Cu Conc D	32.0	0.1	4.03	2.27	28.3	1308	131	0.76	31.8	26.6	0.3	1.0	12.9	4.6	1.1	4.3	1.5	0.7
Cu Conc E	28.3	0.1	3.78	2.78	29.4	1314	135	0.76	32.3	27.7	0.3	1.1	11.8	4.1	1.0	3.8	1.3	0.7
Cu Conc F	29.9	0.1	3.01	2.87	29.6	1364	131	0.76	32.5	27.5	0.2	1.2	12.6	4.5	1.0	4.0	1.4	0.7
CuPb 3rd Cl Tail F	2.5	0.0	9.40	4.27	11.8	950	125	0.55	21.7	19.2	0.1	0.1	0.4	0.3	0.1	0.2	0.1	0.0
CuPb 2nd Cl Tail F	5.7	0.0	11.0	1.96	6.84	540	103	0.35	18.5	15.2	0.2	0.2	0.6	0.3	0.1	0.4	0.2	0.1
Zn 4th Cl Conc A	81.0	0.3	51.2	0.18	0.45	50.8	374	<0.002	33.6	12.6	10.9	0.2	0.5	0.4	7.7	0.0	4.0	0.9
Zn 4th Cl Conc B	142.2	0.6	47.1	0.28	0.71	76.3	337	<0.002	33.5	15.6	17.6	0.5	1.4	1.2	12.1	0.1	7.0	1.9
Zn 4th Cl Conc C	135.0	0.6	43.8	0.28	0.63	69.2	316	<0.002	33.9	18.0	15.5	0.5	1.2	1.0	10.8	0.0	6.7	2.1
Zn 4th Cl Conc D	122.9	0.5	47.3	0.31	0.59	72.0	343	<0.002	33.8	15.9	15.2	0.5	1.0	1.0	10.7	0.0	6.1	1.7
Zn 4th Cl Conc E	135.7	0.6	45.2	0.38	0.93	92.3	314	<0.002	33.2	17.2	16.1	0.7	1.8	1.4	10.8	0.0	6.6	2.0
Zn 4th Cl Conc F	124.8	0.5	46.2	0.30	0.70	78.6	320	<0.002	33.8	16.3	15.1	0.5	1.2	1.1	10.1	0.0	6.2	1.8
Zn 4th Cl Tail F	15.3	0.1	7.73	0.23	1.30	95.9	58	0.051	32.4	43.9	0.3	0.0	0.3	0.2	0.2	0.1	0.7	0.6
Zn 3rd Cl Tail F	25.3	0.1	5.79	0.17	1.20	84.0	46	0.050	30.0	40.5	0.4	0.1	0.4	0.2	0.3	0.2	1.1	0.9
Zn 2nd Cl Tail F	54.8	0.2	3.41	0.096	0.86	62.8	28	0.041	24.1	34.1	0.5	0.1	0.7	0.4	0.4	0.4	1.9	1.6
Zn 1st Cl Scav Tail A	128.2	0.5	1.57	0.020	0.25	25.5	14	0.019	17.0	25.4	0.5	0.0	0.5	0.4	0.5	0.4	3.2	2.8
Zn 1st Cl Scav Tail B	95.4	0.4	1.56	0.021	0.35	29.0	13	0.026	15.0	21.6	0.4	0.0	0.5	0.3	0.3	0.4	2.1	1.8
Zn 1st Cl Scav Tail C	137.3	0.6	1.07	<0.010	0.26	24.8	10	0.021	15.1	22.9	0.4	0.0	0.5	0.4	0.3	0.5	3.0	2.7
Zn 1st Cl Scav Tail D	165.7	0.7	1.07	<0.010	0.29	22.5	10	0.023	13.1	19.6	0.5	0.0	0.7	0.4	0.4	0.7	3.2	2.8
Zn 1st Cl Scav Tail E	148.0	0.6	0.92	<0.010	0.30	25.9	9	0.024	15.1	21.8	0.4	0.0	0.6	0.4	0.3	0.6	3.3	2.8
Zn 1st Cl Scav Tail F	159.8	0.7	0.93	<0.010	0.30	27.0	9	0.024	14.1	22.3	0.4	0.0	0.7	0.5	0.4	0.7	3.3	3.1
Zn Rougher Tail A	3678.7	15.3	0.066	0.017	0.027	3.7	<5	0.017	0.90	3.31	0.6	0.8	1.4	1.5	4.7	11.1	4.9	10.6
Zn Rougher Tail B	3728.0	15.5	0.070	0.011	0.022	4.1	<5	0.018	1.16	3.61	0.7	0.6	1.2	1.7	4.7	11.9	6.3	11.7
Zn Rougher Tail C	3661.8	15.2	0.063	0.016	0.021	3.6	<5	0.017	0.74	3.09	0.6	0.8	1.1	1.4	4.6	11.1	4.0	9.9
Zn Rougher Tail D	3658.7	15.2	0.066	0.015	0.030	3.8	<5	0.017	0.94	3.46	0.6	0.7	1.6	1.5	4.6	11.0	5.0	11.1
Zn Rougher Tail E	3674.5	15.3	0.063	0.020	0.024	3.8	<5	0.018	0.99	3.42	0.6	1.0	1.3	1.5	4.7	11.7	5.3	11.0
Zn Rougher Tail F	3664.7	15.3	0.062	0.016	0.016	3.7	<5	0.017	1.01	3.49	0.6	0.8	0.8	1.5	4.6	11.1	5.4	11.2
Head (calc.)	24017.7	100.0	1.59	0.31	0.29	38.1	16.4	0.023	2.84	4.77	100.0	100.0	100.0	100.0	100.0	100.0	100.0	100.0
(direct)			1.67	0.34	0.31	44.1	13.1	0.023	2.93	4.53								
Combined Products			Estimated value - Insufficient sample mass															
Pb Cl Conc A-F		0.4	0.96	68.5	3.73	5506	20	0.18	14.7	4.94	0.2	83.7	4.8	54.3	0.5	2.8	1.9	0.4
Cu Conc A-F		0.7	3.63	3.04	29.1	1348	132	0.75	31.9	27.3	1.7	7.2	72.2	25.7	5.9	23.4	8.2	4.2
Zn 4th Cl Conc A-F		3.1	46.5	0.30	0.69	74.82	331	0.00	33.6	16.2	90.4	3.0	7.2	6.1	62.3	0.3	36.5	10.5
Zn 1st Cl Scav Tail A-F		3.5	1.15	0.013	0.29	25.55	11	0.02	14.8	22.2	2.5	0.1	3.4	2.3	2.2	3.4	18.1	16.1
Zn Rougher Tail A-F		91.9	0.065	0.016	0.023	3.78	<5	0.02	0.96	3.40	3.8	4.7	7.3	9.1	28.0	67.9	30.9	65.4

Stability Check

Cycle	Wt%	Zn	Pb	Cu	Ag	In	Sn	S	Fe
A	98.1	73.6	92.8	80.7	87.4	82.0	91.2	80.8	90.1
B	100.2	113.5	99.7	94.9	100.0	109.2	100.4	102.3	97.4
C	99.4	101.4	100.7	97.3	97.9	101.9	97.2	93.0	93.3
D	99.8	100.3	98.6	102.0	99.5	101.3	99.4	96.8	98.4
E	100.0	104.2	101.0	98.2	100.2	101.1	100.4	101.3	99.5
F	99.8	98.2	99.4	96.8	99.9	97.2	97.9	100.0	101.0
ave C-F	99.7	101.0	99.9	98.6	99.4	100.4	98.7	97.7	98.1
ave D-F	99.8	100.9	99.7	99.0	99.9	99.9	99.2	99.3	99.6
ave E-F	99.9	101.2	100.2	97.5	100.0	99.2	99.2	100.6	100.2

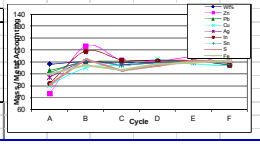

Test No.: LCT5 **Project No.:** 13589-001 **Operator:** CC/TM **Date:** 13-Sep-12

Purpose: As F15, higher pH in Zn circuit

Procedure: As outlined below.

50244-001

Feed: 12 x 2 kg of minus 10 mesh Comp D (location in a drum on a skid in the freezer)

Primary Grind:	30	minutes / 2 kg @ 65% solids in laboratory ball mill (BM#1&#2).		P80 =	111 µm
			Pb Conc	P80 =	29.8 µm
CuPb Regrind	20	minutes / CuPb Ro Conc 1-3 @ 65% solids in laboratory pebble mill.	Cu Conc	P80 =	22.4 µm
Zn Regrind	20	minutes / Zn Ro Conc 1-3 @ 65% solids in laboratory pebble mill.	Zn Conc	P80 =	19 µm

Conditions:

	Reagents added, grams per tonne							Time, minutes				
Stage	$Ca(OH)_2$	$ZnSO_4$	3418A	$CuSO_4$	5100	NaCN	MIBC	Grind	Cond.	Froth	pH	Ep (mV)
Grind (BM#1)	200	-	-	-	-	-	-	30			7.8	+60
CuPb Rougher (Based on 4kg of Feed)												
Aeration	-	-	-	-	-	-	-		5		7.8	-100
CuPb Rougher 1	313	-	5	-	-	-	12.5		1	1	9.5	+50
CuPb Rougher 2	-	-	2.5	-	-	-	5		1	2	9.0	+40
CuPb Rougher 3	-	-	2.5	-	-	-	5		1	2	8.8	+40
CuPb Cleaner (Based on 4Kg CuPb Rougher concentrates)												
Regrind (PM)	75	75	2.5	-	-	12.5	-	20			9.0	0
CuPb 1st Cleaner	15	-	-	-	-	-	5		1	3	10.0	-10
CuPb 2nd Cleaner	15	-	1.25	-	-	-	5		1	2	10.0	-10
CuPb 3rd Cleaner	12.5	-	1.25	-	-	-	5		1	1	10.0	-10
CuPb Separation (CuPb 3rd Cleaner Concentrate)												
											8.0	+140
Pb Rougher	-	-	1.25	-	-	450	5		1	3	10.6	-400
Pb Cleaner (Pb Rougher Concentrate)												
Pb Cleaner	-	-	2.5	-	-	162.5	5		1	2	10.2	-400
Zn Rougher (CuPb Rougher + 1st Cleaner Tail per 4kg of feed)												
Condition	1250	-	-	100	-	-	-		3		11.8	-20
Zn Rougher 1	232	-	-	-	5	-	10		1	2	11.8	0
Zn Rougher 2	118	-	-	-	5	-	5		1	2	11.8	0
Zn Rougher 3	102	-	-	-	5	-	5		1	4	11.8	0
Zn Cleaner (2 x Zn Ro Conc 1-3)												
Regrind	625	-	-	25	-	-	-	20			12.0	-50
Zn 1st Cleaner		-	-	-	5	-	5		1	4	12.0	-50
Zn 2nd Cleaner	175	-	-	-	2.5	-	5		1	3	12.0	-20
Zn 3rd Cleaner	60	-	-	-	-	-	5		1	2.5	12.0	-20
Zn 4th Cleaner	50	-	-	-	-	-	5		1	2.5	12.0	0
Total	3243	75	19	125	23	625	88	70	23	36		

* as required

Stage	Roughers	CuPb 1st Clnr	Cu/Pb 2nd & 3rd Cl	Zn 1st to 4th Cl	Pb Rougher, Cl
Flotation Cell # 8	2000g-D2	500g-D1	250g-D1	500g-D1	250g-D1
Speed: rpm	1500	1500	1500	1500	1200

Metallurgical Projection (D-F)

Product	Weight		Assays %, g/t								% Distribution							
	g	%	Zn	Pb	Cu	Ag	In	Sn	S	Fe	Zn	Pb	Cu	Ag	In	Sn	S	Fe
Pb Cl Conc	37.7	0.3	0.89	65.8	3.73	6647	<50	0.25	14.2	5.18	0.3	82.4	12.2	65.7	n/a	7.5	1.8	0.3
Cu Conc (Pb Ro Tail)	27.0	0.2	3.32	6.79	25.2	2062	169	1.09	29.6	24.7	0.9	6.1	59.0	14.6	n/a	23.4	2.6	1.1
Zn 4th Cl Conc	313.2	2.6	28.4	0.45	0.56	105	249	0.002	34.7	30.9	85.7	4.7	15.1	8.6	n/a	0.5	35.7	16.3
Zn 1st Cl Scav Tail	408.3	3.4	2.33	0.084	0.11	29.3	<50	0.002	20.4	30.6	9.2	1.1	3.7	3.1	n/a	0.6	27.4	21.0
Zn Rougher Tail	11202.5	93.4	0.036	0.015	0.010	2.7	<50	0.008	0.88	3.26	3.9	5.7	10.0	7.9	n/a	67.9	32.5	61.3
Head	11988.7	100.0	0.87	0.25	0.10	31.8	n/a	0.011	2.54	4.97	100.0	100.0	100.0	100.0	100.0	100.0	100.0	100.0

Metallurgical Balance

Product	Weight		Assays %, g/t								% Distribution							
	g	%	Zn	Pb	Cu	Ag	In	Sn	S	Fe	Zn	Pb	Cu	Ag	In	Sn	S	Fe
Pb Cl Conc A	11.0	0.05	0.78	66.4	3.74	6595	<50	0.36	14.0	4.72	0.0	12.2	1.8	9.4	0.0	1.5	0.2	0.0
Pb Cl Conc B	13.5	0.1	1.05	62.8	4.72	6519	<50	0.39	15.0	6.02	0.1	14.2	2.7	11.4	0.1	2.0	0.3	0.1
Pb Cl Conc C	12.8	0.1	0.99	66.1	3.74	6311	<50	0.32	14.6	5.16	0.1	14.1	2.0	10.5	0.0	1.6	0.3	0.1
Pb Cl Conc D	11.9	0.05	0.89	66.1	3.66	6654	<50	0.27	13.8	5.03	0.1	13.1	1.9	10.3	0.0	1.2	0.3	0.1
Pb Cl Conc E	12.7	0.1	0.90	65.1	3.81	6720	<50	0.25	14.7	5.32	0.1	13.8	2.1	11.1	0.0	1.2	0.3	0.1
Pb Cl Conc F	13.1	0.1	0.90	66.6	3.73	6620	<50	0.24	14.3	5.22	0.1	14.6	2.1	11.3	0.0	1.2	0.3	0.1
Pb Cl Tail F	2.9	0.01	3.36	10.2	23.7	4000	50	1.01	28.9	24.3	0.0	0.5	2.9	1.5	0.0	1.1	0.1	0.1
Cu Conc A	6.0	0.02	2.72	8.70	25.4	2000	160	0.87	29.6	24.5	0.1	0.9	6.5	1.6	0.1	2.0	0.3	0.1
Cu Conc B	7.1	0.03	2.96	6.90	26.8	2120	160	0.96	30.2	25.8	0.1	0.8	8.1	2.0	0.1	2.6	0.3	0.2
Cu Conc C	8.5	0.04	3.22	6.64	25.2	1975	160	1.01	29.6	24.7	0.1	0.9	9.2	2.2	0.1	3.3	0.4	0.2
Cu Conc D	9.2	0.04	3.05	8.31	25.6	2186	165	1.07	29.7	24.8	0.1	1.3	10.1	2.6	0.1	3.8	0.4	0.2
Cu Conc E	8.4	0.03	3.45	6.44	25.4	2088	172	1.13	29.6	24.9	0.1	0.9	9.1	2.3	0.1	3.6	0.4	0.2
Cu Conc F	9.4	0.04	3.50	5.67	24.9	1932	171	1.09	29.6	24.6	0.2	0.9	10.0	2.4	0.1	3.9	0.4	0.2
CuPb 3rd Cl Tail F	2.3	0.01	7.68	5.80	4.51	1200	120	0.50	15.6	16.3	0.1	0.2	0.4	0.4	0.0	0.4	0.1	0.0
CuPb 2nd Cl Tail F	7.1	0.03	8.32	2.38	2.34	491	84	0.14	13.4	13.3	0.3	0.3	0.7	0.5	0.0	0.4	0.2	0.1
Zn 4th Cl Conc A	83.2	0.3	32.9	0.46	0.56	105	292	<0.002	34.5	27.6	13.0	0.6	2.0	1.1	1.8	0.1	4.6	1.9
Zn 4th Cl Conc B	92.9	0.4	32.1	0.44	0.62	105	269	<0.002	34.8	28.8	14.1	0.7	2.5	1.3	1.9	0.1	5.2	2.2
Zn 4th Cl Conc C	107.7	0.4	28.5	0.53	0.62	105	245	<0.002	35.0	30.7	14.5	1.0	2.9	1.5	2.0	0.1	6.0	2.8
Zn 4th Cl Conc D	96.2	0.4	30.8	0.58	0.60	105	259	<0.002	34.8	28.7	14.0	0.9	2.5	1.3	1.9	0.1	5.3	2.3
Zn 4th Cl Conc E	109.2	0.5	27.1	0.42	0.55	105	235	<0.002	34.9	32.3	14.0	0.8	2.6	1.5	1.9	0.1	6.1	3.0
Zn 4th Cl Conc F	107.8	0.4	27.8	0.36	0.53	105	255	<0.002	34.7	31.8	14.2	0.6	2.4	1.5	2.1	0.1	6.0	2.9
Zn 4th Cl Tail F	19.2	0.1	5.30	0.13	0.32	49.7	<50	<0.002	29.5	39.6	0.5	0.0	0.3	0.1	0.1	0.0	0.9	0.6
Zn 3rd Cl Tail F	39.6	0.2	4.17	0.11	0.25	44.6	<50	<0.002	26.0	36.9	0.8	0.1	0.4	0.2	0.1	0.0	1.6	1.2
Zn 2nd Cl Tail F	77.5	0.3	2.88	0.096	0.16	37.7	<50	<0.002	22.5	32.8	1.1	0.1	0.5	0.4	0.3	0.1	2.8	2.1
Zn 1st Cl Scav Tail A	122.6	0.5	1.96	0.092	0.085	30.4	<50	<0.002	19.2	29.5	1.1	0.2	0.4	0.5	0.5	0.1	3.8	3.0
Zn 1st Cl Scav Tail B	130.8	0.5	2.04	0.085	0.094	32.4	<50	<0.002	17.8	27.5	1.3	0.2	0.5	0.6	0.5	0.1	3.7	3.0
Zn 1st Cl Scav Tail C	129.2	0.5	2.10	0.077	0.094	28.7	<50	<0.002	20.4	30.5	1.3	0.2	0.5	0.5	0.5	0.1	4.2	3.3
Zn 1st Cl Scav Tail D	149.8	0.6	2.32	0.085	0.100	28.6	<50	<0.002	21.0	31.6	1.6	0.2	0.6	0.6	0.6	0.1	5.0	4.0
Zn 1st Cl Scav Tail E	134.1	0.6	2.49	0.078	0.110	27.4	<50	<0.002	20.3	30.5	1.6	0.2	0.6	0.5	0.5	0.1	4.3	3.4
Zn 1st Cl Scav Tail F	124.4	0.5	2.19	0.089	0.110	32.3	<50	<0.002	20.0	29.9	1.3	0.2	0.6	0.5	0.5	0.1	4.0	3.1
Zn Rougher Tail A	3720.5	15.5	0.040	0.011	0.013	3.4	<50	0.009	0.92	3.01	0.7	0.7	2.1	1.6	14.0	12.9	5.5	9.4
Zn Rougher Tail B	3729.2	15.5	0.047	0.012	0.014	3.2	<50	0.007	0.97	3.18	0.8	0.7	2.2	1.6	14.0	10.0	5.8	9.9
Zn Rougher Tail C	3726.2	15.5	0.039	0.016	0.011	3.3	<50	0.009	0.87	3.05	0.7	1.0	1.8	1.6	14.0	12.9	5.2	9.5
Zn Rougher Tail D	3722.3	15.5	0.037	0.019	0.011	3.2	<50	0.008	0.88	3.15	0.7	1.2	1.8	1.5	14.0	11.4	5.2	9.8
Zn Rougher Tail E	3738.9	15.6	0.048	0.012	0.010	2.7	<50	0.008	0.89	3.03	0.8	0.7	1.6	1.3	14.0	11.5	5.3	9.5
Zn Rougher Tail F	3741.3	15.6	0.024	0.015	0.010	2.2	<50	0.007	0.88	3.62	0.4	0.9	1.6	1.1	14.0	10.1	5.3	11.4
Head (calc.)	24038.5	100.0	0.88	0.25	0.10	32.0	n/a	0.011	2.61	4.96	100.0	100.0	100.0	100.0	100.0	100.0	100.0	100.0
(direct)			0.89	0.27	0.10	32.3	8.80	0.010	2.77	4.57								
Combined Products			Estimated value - Insufficient sample mass															
Pb Cl Conc A-F		0.3	0.92	65.5	3.91	6568	<50	0.30	14.4	5.27	0.3	82.0	12.5	64.0	n/a	8.8	1.7	0.3
Cu Conc A-F		0.2	3.18	7.03	25.5	2050	165	1.03	29.7	24.9	0.7	5.7	53.0	13.0	n/a	19.3	2.3	1.0
Zn 4th Cl Conc A-F		2.5	29.7	0.46	0.58	105	258	0.0020	34.8	30.1	83.9	4.6	14.8	8.1	n/a	0.5	33.1	15.1
Zn 1st Cl Scav Tail A-F		3.3	2.19	0.084	0.10	29.9	<50	0.0020	19.8	30.0	8.2	1.1	3.3	3.1	n/a	0.6	25.0	19.9
Zn Rougher Tail A-F		93.1	0.039	0.014	0.011	3.00	<50	0.008	0.90	3.17	4.2	5.3	11.0	8.7	n/a	68.8	32.2	59.5

Stability Check

Cycle	Wt%	Zn	Pb	Cu	Ag	In	Sn	S	Fe
A	98.4	89.5	87.5	76.7	85.5	98.2	99.3	85.9	87.1
B	99.2	98.3	99.6	96.5	100.6	99.0	89.1	91.8	92.5
C	99.5	100.2	103.2	98.0	97.4	99.6	107.7	96.5	95.0
D	99.6	99.1	100.5	100.7	98.0	99.4	99.9	97.7	98.1
E	99.9	99.8	98.4	95.9	99.9	99.7	99.3	98.5	96.7
F	99.7	96.7	103.4	100.3	100.2	100.5	92.3	95.6	105.6
ave C-F	99.7	98.9	101.4	98.7	98.9	99.8	99.8	97.1	98.9
ave D-F	99.7	98.5	100.8	99.0	99.4	99.9	97.2	97.2	100.1
ave E-F	99.8	98.3	100.9	98.1	100.1	100.1	95.8	97.0	101.1

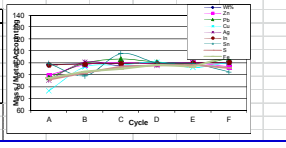

| | | |

Test No.: LCT7 **Project No.**: 13589-001 **Operator**: CC/TM **Date**: Sept. 20th 2012

Purpose: As F17, shorter Zn cleaner retention time

Procedure: As outlined below.

50244-001

Feed: 12 x 2 kg of minus 10 mesh Comp F (location in a drum on a skid in the freezer)

Primary Grind: 28 minutes / 2 kg @ 65% solids in laboratory ball mill (BM#1). P80 = 89 µm

Pb Conc P80 = 25.5 µm

CuPb Regrind 20 minutes / CuPb Ro Conc 1-3 @ 65% solids in laboratory pebble mill. Cu Conc P80 = 23.6 µm

Zn Regrind 25 minutes / Zn Ro Conc 1-3 @ 65% solids in laboratory pebble mill. Zn Conc P80 = 15 µm

Conditions:

	Reagents added, grams per tonne							Time, minutes				
Stage	$Ca(OH)_2$	$ZnSO_4$	3418A	$CuSO_4$	5100	NaCN	MIBC	Grind	Cond.	Froth	pH	Ep (mV)
Grind (BM#1)	200	-	-	-	-	-	-	28			8.2	+60
CuPb Rougher (Based on 4kg of Feed)												
Aeration	-	-	-	-	-	-	-		5		8.2	+60
CuPb Rougher 1	238	-	5	-	-	-	12.5		1	1	9.5	+60
CuPb Rougher 2	-	-	2.5	-	-	-	5		1	2	9.3	+60
CuPb Rougher 3	-	-	2.5	-	-	-	5		1	2	9.2	+60
CuPb Cleaner (Based on 4Kg CuPb Rougher concentrates)												
Regrind (PM)	75	75	2.5	-	-	12.5	-	20			9.2	+20
CuPb 1st Cleaner	12.5	-	-	-	-	-	5		1	3	10.0	0
CuPb 2nd Cleaner	12.5	-	1.25	-	-	-	5		1	2	10.0	0
CuPb 3rd Cleaner	12.5	-	1.25	-	-	-	5		1	1	10.0	0
CuPb Separation (CuPb 3rd Cleaner Concentrate)												
Pb Rougher	-	-	1.25	-	-	500	5		1	3	10.8	-400
Pb Cleaner (Pb Rougher Concentrate)												
Pb Cleaner	-	-	2.5	-	-	250	5		1	2	10.6	-400
Zn Rougher (CuPb Rougher + 1st Cleaner Tail per 4kg of feed).												
Condition	1194	-	-	150	-	-	-		3		11.8	-50
Zn Rougher 1	-	-	-	-	10	-	10		1	2	11.8	-25
Zn Rougher 2	178	-	-	-	5	-	5		1	2	11.8	-25
Zn Rougher 3	85	-	-	-	5	-	5		1	4	11.8	0
Zn Cleaner (2 x Zn Ro Conc 1-3)												
Regrind	625	-	-	35	-	-	-	25			12.0	-50
Zn 1st Cleaner		-	-	-	5	-	5		1	5	12.0	-25
Zn 2nd Cleaner	48	-	-	-	2.5	-	5		1	4	12.0	-25
Zn 3rd Cleaner	103	-	-	-	-	-	5		1	3	12.0	-25
Zn 4th Cleaner	66	-	-	-	-	-	5		1	3	12.0	-25
Total	2850	75	19	185	28	763	88	73	23	39		

* as required

Stage	Roughers	CuPb 1st Clnr	CuPb 2nd & 3rd Cl	Zn 1st to 4th Cl	Pb Rougher, Cl
Flotation Cell # 8	2000g-D2	500g-D1	250g-D1	500g-D1	250g-D1
Speed: rpm	1500	1500	1500	1500	1200

Metallurgical Projection (D-F)

Product	Weight		Assays %, g/t								% Distribution							
	g	%	Zn	Pb	Cu	Ag	In	Sn	S	Fe	Zn	Pb	Cu	Ag	In	Sn	S	Fe
Pb Cl Conc	44.4	0.4	1.43	65.1	3.95	5567	<50	0.28	14.7	5.82	0.5	83.9	7.9	65.0	n/a	2.9	2.1	0.4
Cu Conc (Pb Ro Tail)	54.4	0.5	4.57	4.37	27.6	1089	137	1.72	31.2	26.2	1.9	6.9	67.6	15.6	n/a	21.8	5.4	2.4
Zn 4th Cl Conc	253.7	2.1	45.9	0.79	1.17	129	305	0.002	33.3	15.4	87.5	5.8	13.3	8.6	n/a	0.1	26.7	6.6
Zn 1st Cl Scav Tail	481.3	4.0	1.49	0.01	0.17	22.0	<50	0.02	15.8	24.6	5.4	0.1	3.7	2.8	n/a	2.0	24.0	20.1
Zn Rougher Tail	11213.2	93.1	0.06	0.01	0.01	2.7	<50	0.028	1.18	3.71	4.7	3.3	7.4	8.0	n/a	73.2	41.8	70.4
Head	12047.0	100.0	1.10	0.29	0.18	31.5	n/a	0.036	2.63	4.90	100.0	100.0	100.0	100.0	100.0	100.0	100.0	100.0

Metallurgical Balance

Product	Weight		Assays %, g/t								% Distribution							
	g	%	Zn	Pb	Cu	Ag	In	Sn	S	Fe	Zn	Pb	Cu	Ag	In	Sn	S	Fe
Pb Cl Conc A	13.9	0.1	1.22	65.5	4.30	5758	<50	0.29	15.0	5.69	0.1	13.0	1.3	10.3	0.1	0.5	0.3	0.1
Pb Cl Conc B	16.2	0.1	1.45	63.1	4.70	5449	<50	0.38	15.3	6.29	0.1	14.6	1.7	11.4	0.1	0.7	0.4	0.1
Pb Cl Conc C	15.4	0.1	1.45	64.5	4.47	5510	<50	0.31	14.8	6.27	0.1	14.2	1.6	11.0	0.1	0.6	0.4	0.1
Pb Cl Conc D	15.2	0.1	1.37	66.9	4.02	5656	<50	0.29	14.8	5.80	0.1	14.6	1.4	11.1	0.1	0.5	0.4	0.1
Pb Cl Conc E	14.9	0.1	1.49	63.3	4.05	5580	<50	0.29	14.7	5.90	0.1	13.5	1.4	10.8	0.1	0.5	0.3	0.1
Pb Cl Conc F	14.3	0.1	1.44	65.2	3.77	5467	<50	0.25	14.6	5.76	0.1	13.4	1.2	10.1	0.1	0.4	0.3	0.1
Pb Cl Tail F	5.3	0.0	4.32	10.7	24.8	1488	120	0.96	29.1	24.9	0.1	0.8	3.0	1.0	0.0	0.6	0.2	0.1
Cu Conc A	13.9	0.1	3.83	6.20	26.8	1281	129	1.45	30.5	25.2	0.2	1.2	8.4	2.3	0.1	2.4	0.7	0.3
Cu Conc B	16.4	0.1	4.04	3.40	28.2	1038	133	1.73	31.2	26.5	0.2	0.8	10.4	2.2	0.2	3.3	0.8	0.4
Cu Conc C	16.4	0.1	4.48	3.85	28.0	1047	138	1.41	31.0	26.4	0.3	0.9	10.4	2.2	0.2	2.7	0.8	0.4
Cu Conc D	17.7	0.1	4.48	4.13	28.1	1074	136	1.83	31.3	26.5	0.3	1.0	11.2	2.5	0.2	3.8	0.9	0.4
Cu Conc E	18.5	0.1	4.61	4.38	27.4	1101	140	1.71	31.2	26.1	0.3	1.2	11.4	2.6	0.2	3.7	0.9	0.4
Cu Conc F	18.2	0.1	4.63	4.61	27.3	1093	135	1.62	31.1	26.0	0.3	1.2	11.2	2.6	0.2	3.5	0.9	0.4
CuPb 3rd Cl Tail F	3.9	0.0	10.3	5.78	9.14	750	115	0.75	20.9	17.6	0.2	0.3	0.8	0.4	0.0	0.3	0.1	0.1
CuPb 2nd Cl Tail F	8.5	0.0	10.2	2.32	4.79	412	100	0.27	16.5	13.9	0.3	0.3	0.9	0.5	0.1	0.3	0.2	0.1
Zn 4th Cl Conc A	72.1	0.3	48.4	0.57	0.62	95.7	333	<0.002	33.8	14.2	13.1	0.6	1.0	0.9	1.8	0.0	3.8	0.9
Zn 4th Cl Conc B	86.5	0.4	46.0	0.88	1.04	132	319	<0.002	33.8	15.0	14.9	1.1	2.0	1.5	2.1	0.0	4.6	1.1
Zn 4th Cl Conc C	84.5	0.4	46.9	0.69	1.00	116	308	<0.002	34.0	15.0	14.8	0.8	1.9	1.3	1.9	0.0	4.5	1.1
Zn 4th Cl Conc D	82.1	0.3	47.4	0.82	1.11	133	321	<0.002	33.7	15.2	14.6	1.0	2.1	1.4	2.0	0.0	4.3	1.1
Zn 4th Cl Conc E	86.4	0.4	45.6	0.79	1.18	129	300	<0.002	33.4	15.3	14.7	1.0	2.3	1.4	1.9	0.0	4.5	1.1
Zn 4th Cl Conc F	85.2	0.4	44.7	0.77	1.21	126	294	<0.002	33.0	15.6	14.3	0.9	2.3	1.4	1.9	0.0	4.4	1.1
Zn 4th Cl Tail F	8.1	0.0	11.90	0.43	1.36	98.0	81	0.04	27.5	31.9	0.4	0.0	0.2	0.1	0.0	0.0	0.3	0.2
Zn 3rd Cl Tail F	19.0	0.1	8.12	0.19	1.00	75.2	51	0.03	23.7	30.7	0.6	0.1	0.4	0.2	0.1	0.1	0.7	0.5
Zn 2nd Cl Tail F	44.4	0.2	3.75	0.01	0.51	44.2	<50	0.02	18.4	26.5	0.6	0.0	0.5	0.3	0.2	0.1	1.3	1.0
Zn 1st Cl Scav Tail A	133.9	0.6	1.03	0.01	0.11	16.3	<50	0.02	14.2	22.5	0.5	0.0	0.3	0.3	0.5	0.3	3.0	2.5
Zn 1st Cl Scav Tail B	140.7	0.6	1.11	0.01	0.14	21.2	<50	0.02	14.4	20.0	0.6	0.0	0.4	0.4	0.5	0.3	3.2	2.4
Zn 1st Cl Scav Tail C	145.8	0.6	1.09	0.01	0.15	20.2	<50	0.02	14.7	22.9	0.6	0.0	0.5	0.4	0.5	0.3	3.4	2.8
Zn 1st Cl Scav Tail D	173.9	0.7	1.48	0.01	0.16	20.9	<50	0.02	15.4	23.9	1.0	0.1	0.6	0.5	0.6	0.4	4.2	3.5
Zn 1st Cl Scav Tail E	142.7	0.6	1.53	0.01	0.19	23.7	<50	0.02	15.8	24.5	0.8	0.0	0.6	0.4	0.5	0.3	3.5	3.0
Zn 1st Cl Scav Tail F	164.7	0.7	1.46	0.01	0.17	21.7	<50	0.02	16.2	25.6	0.9	0.0	0.6	0.5	0.6	0.3	4.2	3.6
Zn Rougher Tail A	3725.0	15.5	0.062	0.010	0.017	3.1	<50	0.03	1.21	3.78	0.9	0.5	1.4	1.5	13.8	12.3	7.1	11.9
Zn Rougher Tail B	3745.7	15.5	0.066	0.010	0.018	3.0	<50	0.03	1.30	3.83	0.9	0.5	1.5	1.5	13.9	12.3	7.6	12.1
Zn Rougher Tail C	3744.1	15.5	0.062	0.010	0.013	2.8	<50	0.03	1.22	3.82	0.9	0.5	1.1	1.4	13.9	12.3	7.1	12.1
Zn Rougher Tail D	3733.3	15.5	0.061	0.010	0.011	2.7	<50	0.03	1.18	3.74	0.9	0.5	0.9	1.3	13.9	12.3	6.9	11.8
Zn Rougher Tail E	3749.9	15.6	0.054	0.010	0.017	2.7	<50	0.03	1.22	3.74	0.8	0.5	1.4	1.3	13.9	12.4	7.2	11.8
Zn Rougher Tail F	3730.0	15.5	0.054	0.010	0.016	2.7	<50	0.03	1.14	3.65	0.8	0.5	1.3	1.3	13.9	12.3	6.7	11.5
Head (calc.)	24106.7	100.0	1.11	0.29	0.18	32.1	n/a	0.035	2.65	4.91	100.0	100.0	100.0	100.0	100.0	100.0	100.0	100.0
(direct)			1.14	0.28	0.19	32.7	9.1	0.036	2.77	4.87								
Combined Products			Estimated value - Insufficient sample mass															
Pb Cl Conc A-F		0.4	1.41	64.7	4.23	5567	,50	0.30	14.9	5.96	0.5	83.4	8.6	64.7	n/a	3.2	2.1	0.5
Cu Conc A-F		0.4	4.37	4.38	27.6	1101	135	1.63	31.1	26.1	1.7	6.4	63.0	14.4	n/a	19.4	4.9	2.2
Zn 4th Cl Conc A-F		2.1	46.4	0.76	1.04	122.6	312	0.00	33.6	15.07	86.4	5.4	11.6	7.9	n/a	0.1	26.1	6.3
Zn 1st Cl Scav Tail A-F		3.7	1.30	0.010	0.15	20.74	<50	0.02	15.2	23.3	4.4	0.1	3.1	2.4	n/a	1.9	21.4	17.8
Zn Rougher Tail A-F		93.0	0.060	0.010	0.015	2.83	<50	0.03	1.21	3.76	5.0	3.2	7.8	8.2	n/a	73.9	42.5	71.2

Stability Check

Cycle	Wt%	Zn	Pb	Cu	Ag	In	Sn	S	Fe
A	98.5	88.2	92.5	75.1	91.9	97.9	92.3	89.0	94.0
B	99.7	100.4	102.6	96.8	101.6	100.3	100.3	99.3	96.3
C	99.7	99.9	99.2	92.4	97.2	99.7	95.8	96.9	98.5
D	100.1	100.5	102.9	97.2	100.6	100.3	102.2	99.8	101.0
E	99.9	100.3	97.3	102.8	99.4	99.8	101.5	98.7	98.4
F	99.9	97.8	96.4	100.3	95.0	99.4	99.2	98.7	99.9
ave C-F	99.9	99.7	98.9	98.2	98.0	99.8	99.7	98.5	99.5
ave D-F	99.9	99.6	98.8	100.1	98.3	99.9	101.0	99.1	99.8
ave E-F	99.9	99.1	96.8	101.6	97.2	99.6	100.3	98.7	99.2

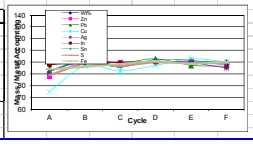

December 14, 2012 **Melis Project No. 547**

Silver Range Resources Ltd.
1016 510 West Hastings Street
VANCOUVER BC V6B 1L8

Attention: Bruce A. Youngman, Chairman

Dear Bruce:

Re: Silver Range Resources Ltd. - Keg Main Zone Ag/Zn/Pb/Cu Project Metallurgy
Melis Status Report No. 5 for the Period November 16 to December 14, 2012 Rev 1

SUMMARY

Melis Engineering Ltd. (Melis) is overseeing a flotation testwork program on Silver Range Resources Ltd. (Silver Range)'s Keg Main Zone silver/zinc/lead/copper project located near Faro, Yukon. The testwork, being completed at SGS Canada Inc. Lakefield Research (SGS Lakefield) in Lakefield Ontario, encompasses preparation and analyses of test composites, comminution testing, open cycle and lock cycle flotation tests, gravity recovery tests, concentrate analyses and tailings physical and chemical characterization.

This status report, Melis Status Report No.5, a follow-up to the November 16, 2012 Melis Status Report No. 4, provides additional results available to date. It includes results of two additional batch tests to test zinc concentrate upgrading, results of one additional lock cycle test completed on the Overall Composite, available detailed analyses of the concentrates from the lock cycle tests on the Overall Composite and on the variability composites, tailings solids and supernatant analysis, results of a tailings settling test and results of tailings supernatant aging tests available to date.

Batch testing showed that complete replacement of sodium cyanide with MBS resulted in poor copper/lead separation and a drop in zinc recovery to the fourth cleaner concentrate with only a slight improvement in zinc concentrate grade. The replacement of sodium cyanide with MBS only in the zinc cleaner circuit improved the zinc concentrate grade to 48.5% Zn with four cleaners, compared to the 46.9% Zn achieved with five cleaners (43.4% Zn with four cleaners) in a previous test, Test F18.

An additional lock cycle test, Test LCT8, was completed on the Overall Composite with replacement of sodium cyanide with MBS only in the zinc cleaner circuit, adding slightly less collector in the zinc cleaner circuit and a longer regrind of the zinc rougher concentrate. This test achieved better zinc concentrate grade and recovery than the

previous lock cycle test, zinc recovery was 87.7% to a zinc concentrate assaying 49.8% Zn. Lead recovery was 86.0% to a lead concentrate assaying 59.4% Pb. Copper recovery was 69.2% to a copper concentrate assaying 28.1% Cu. Silver recoveries were 62.9% to the lead concentrate assaying 5,559 g Ag/t, 20.5% to the copper concentrate assaying 1,328 g Ag/t and 5.9% to the zinc concentrate assaying 105 g Ag/t. An indium recovery of 8.0% reported to the copper concentrate assaying 152 g In/t and 77.5% to the zinc concentrate assaying 384 g In/t.

Detailed analyses of the copper, lead and zinc concentrates, composites of the concentrates from the six cycles (A-F) of the lock cycle tests on the Overall Composite and on the variability composites, are summarized in Tables 5, 6 and 7 of this report. These analyses can be used as preliminary data in marketing studies and for developing smelter terms for each concentrate.

Tailings data provided in Tables 8 and 9 of this report can be used in preliminary environmental studies for the project.

With submission of this status report this phase of the Silver Range Keg Main Zone test program is essentially complete with the only outstanding item being the tailings supernatant aging assays which are extended to 56 days of aging, the standard protocol for this type of test.

TABLE OF CONTENTS

SUMMARY **1**

INTRODUCTION **4**

BATCH FLOTATION TESTS TO COMPARE ALTERNATIVE DEPRESSANTS **5**

ADDITIONAL LOCK CYCLE TEST ON OVERALL COMPOSITE **7**

DETAILED CONCENTRATE ANALYSES **9**

TAILINGS DATA **13**

Tailings Analyses **13**

Tailings Settling Test **16**

REMAINING TESTWORK **16**

Appendix A: SGS Lakefield Test Data Sheets

INTRODUCTION

Melis Engineering Ltd. (Melis) is overseeing a flotation testwork program on Silver Range Resources Ltd. (Silver Range)'s Keg Main Zone silver/zinc/lead/copper project located near Faro, Yukon.

The testwork, being completed at SGS Canada Inc. Lakefield Research (SGS Lakefield) in Lakefield Ontario, encompasses preparation and analyses of test composites, comminution testing, open cycle and lock cycle flotation tests, gravity recovery tests, concentrate analyses and tailings physical and chemical characterization.

This status report, Melis Status Report No.5, a follow-up to the November 16, 2012 Melis Status Report No. 4, provides additional results available to date. It includes results of two additional batch tests to test zinc concentrate upgrading, results of one additional lock cycle test completed on the Overall Composite, available detailed analyses of the concentrates from the lock cycle tests on the Overall Composite and on the variability composites, tailings solids and supernatant analysis, results of a tailings settling test and results of tailings supernatant aging tests available to date.

BATCH FLOTATION TESTS TO COMPARE ALTERNATIVE DEPRESSANTS

Two batch flotation tests, Tests F21 and F22, were completed to further evaluate the use of alternative depressant combinations to see if an increase in zinc concentrate could be attained without impacting on copper/lead flotation. Previous tests (Tests F19 and F20, see Melis Status Report No. 4 dated November 16, 2012) showed that the use of sodium metabisulphite (MBS) in place of sodium cyanide in the zinc re-cleaner yielded a higher zinc concentrate grade and better zinc cleaner recovery.

In Test F21 MBS replaced sodium cyanide only in the zinc cleaner circuit and in Test F22 MBS replaced sodium cyanide in the complete float. Results of these two tests are summarized in Tables 1 and 2 below.

Table 1
Silver Range Resources Ltd. - Keg Main Zone Metallurgical Testwork
Cleaner Flotation Test F21 on Overall Composite

Product	Wt	%				g/t		% Distribution					
	%	Zn	Pb	Cu	Sn	Ag	In	Zn	Pb	Cu	Sn	Ag	In
Test No. F21-Overall Composite (Calc. Head:1.36% Zn, 0.33% Pb, 0.27% Cu, 44.1 g Ag/t)													
CuPb 3rd Cln Con	1.1	2.47	27.5	19.9	1.18	3,322	n/a	2.0	88.9	80.5	30.2	81.2	n/a
CuPb 2nd Cln Con	1.1	2.79	26.3	19.2	1.16	3,195	n/a	2.3	89.3	81.8	31.2	82.1	n/a
CuPb 1st Cln Con	1.3	3.67	22.7	16.9	1.04	2,779	n/a	3.6	89.9	83.8	32.8	83.3	n/a
Pb Rougher Con	0.5	1.20	50.7	11.1	0.40	5,066	n/a	0.5	83.5	22.8	5.2	63.1	n/a
Pb Cleaner Con	0.4	0.76	67.1	5.02	0.36	6,295	n/a	0.2	79.3	7.4	3.4	56.2	n/a
Cu Con	0.7	3.45	4.70	28.4	1.65	1,613	n/a	1.7	9.7	73.1	7.8	25.0	n/a
Zn Rougher Feed	98.7	1.33	0.034	0.044	0.029	7.5	n/a	96.4	10.1	16.2	67.2	16.7	n/a
Zn Rougher Con	7.6	16.5	0.17	0.36	0.049	51.3	n/a	92.6	3.8	10.3	8.8	8.9	n/a
Zn 4th Cln Con	2.3	48.5	0.50	0.67	0.061	111.0	n/a	82.0	3.5	5.8	3.3	5.8	n/a
Zn 3rd Cln Con	2.6	45.3	0.47	0.67	0.061	107.9	n/a	85.0	3.6	6.4	3.7	6.3	n/a
Zn 2nd Cln Con	3.0	40.1	0.42	0.65	0.063	101.6	n/a	87.5	3.8	7.3	4.5	6.8	n/a
Zn 1st Cln Con	4.0	30.6	0.31	0.58	0.059	83.6	n/a	90.1	3.8	8.7	5.6	7.6	n/a
Zn Rougher Tails	91.0	0.058	0.023	0.017	0.027	3.8	n/a	3.9	6.3	5.8	58.4	7.8	n/a

Table 2
Silver Range Resources Ltd. - Keg Main Zone Metallurgical Testwork
Cleaner Flotation Test F22 on Overall Composite

Product	Wt %	%				g/t		% Distribution					
		Zn	Pb	Cu	Sn	Ag	In	Zn	Pb	Cu	Sn	Ag	In
Test No. F22-Overall Composite (Calc. Head:1.35% Zn, 0.31% Pb, 0.25% Cu, 42.3 g Ag/t)													
CuPb 3rd Cln Con	-	-	-	-	-	-	-	-	-	-	-	-	-
CuPb 2nd Cln Con	1.1	4.41	24.4	19.1	1.19	3,077	n/a	3.7	90.0	85.8	33.3	83.1	n/a
CuPb 1st Cln Con	1.6	5.55	17.4	13.9	0.90	2,223	n/a	6.7	91.5	88.7	36.0	85.4	n/a
Cu Rougher Con	1.0	2.40	26.1	20.2	n/a	3,305	n/a	1.8	86.6	81.6	n/a	77.5	n/a
Cu Cleaner Con	1.0	2.25	26.8	20.50	1.40	3,386	n/a	1.6	83.8	78.2	33.3	80.1	n/a
Pb Con	0.1	22.00	9.13	9.1	n/a	1,087	n/a	1.9	3.5	4.2	n/a	3.0	n/a
Zn Rougher Feed	98.4	1.28	0.027	0.029	0.026	6.3	n/a	93.3	8.5	11.3	64.0	14.6	n/a
Zn Rougher Con	6.4	18.7	0.19	0.28	0.033	47.8	n/a	89.0	4.0	7.0	5.3	7.2	n/a
Zn 4th Cln Con	2.0	49.5	0.53	0.47	0.030	89.9	n/a	72.6	3.4	3.7	1.5	4.2	n/a
Zn 3rd Cln Con	2.2	47.5	0.51	0.47	0.030	89.2	n/a	76.5	3.6	4.0	1.6	4.6	n/a
Zn 2nd Cln Con	2.5	43.7	0.48	0.47	0.033	86.8	n/a	80.4	3.8	4.6	2.0	5.1	n/a
Zn 1st Cln Con	3.2	35.0	0.37	0.43	0.035	75.7	n/a	83.8	3.9	5.5	2.7	5.8	n/a
Zn Rougher Tails	92.0	0.063	0.015	0.012	0.026	3.4	n/a	4.3	4.5	4.4	58.7	7.4	n/a

Complete replacement of sodium cyanide with MBS in Test F22 resulted in poor copper/lead separation and a drop in zinc recovery to the fourth cleaner concentrate with only a slight improvement in zinc concentrate grade. The replacement of sodium cyanide with MBS in the zinc cleaner circuit improved the zinc concentrate grade to 48.5% Zn with four cleaners, compared to the 46.9% Zn achieved with five cleaners (43.4% Zn with four cleaners) in Test F18 (see Melis Status Report No. 4).

ADDITIONAL LOCK CYCLE TEST ON OVERALL COMPOSITE

An additional lock cycle test, Test LCT8, was completed on the Overall Composite under the conditions of Test F21 except with slightly less collector dosage in the zinc cleaner circuit and a longer regrind of the zinc rougher concentrate. The results of the previous lock cycle test on the Overall Composite, Test LCT1, are reproduced in Table 3 for comparison purposes. The metallurgical projections based on the last three cycles (Cycles D to F) for Test LCT8 are summarized in Table 4 below. As noted in Figure 1 below, the additional lock cycle test appeared to be stable in the last three cycles.

Table 3
Silver Range Resources Ltd. - Keg Main Zone Metallurgical Testwork
Metallurgical Projections from Cycles D through F of Lock Cycle Test LCT1 Conducted on Overall Composite

Product	Weight %	Assays, % or g Ag /t or g In/t						Distribution, %					
		Zn	Pb	Cu	Ag	In	Sn	Zn	Pb	Cu	Ag	In	Sn
Pb Concentrate	0.4	1.12	65.5	4.90	5924	<50	0.44	0.4	84.8	8.1	60.5	n/a	5.0
Cu Concentrate	0.6	3.85	2.65	28.8	1442	150	2.04	1.9	5.1	71.4	22.0	7.9	34.7
Zn Concentrate	2.3	47.5	0.53	0.91	117	358	<0.002	85.2	3.8	8.4	6.6	72.2	<0.1
Zn 1st Cln Scav Tail	4.5	2.73	0.01	0.26	29.7	<50	0.03	9.5	0.2	4.6	3.3	n/a	3.1
Zn Rougher Tail	92.1	0.04	0.02	0.02	3.4	<50	0.02	3.1	6.1	7.5	7.6	n/a	57.1
Calculated Head		1.31	0.33	0.25	41.3	n/a	0.037						
Assay Head		1.36	0.31	0.27	41.6	11.4	0.040						

Mesh-of-Grind	**µm**
Primary Grind	102
Cu/Pb Rougher Regrind	24
Zinc Rougher Regrind	16

Table 4
Silver Range Resources Ltd. - Keg Main Zone Metallurgical Testwork
Metallurgical Projections from Cycles D through F of Lock Cycle Test LCT8 Conducted on Overall Composite

Product	Weight %	Assays, % or g Ag /t or g In/t						Distribution, %					
		Zn	Pb	Cu	Ag	In	Sn	Zn	Pb	Cu	Ag	In	Sn
Pb Concentrate	0.5	1.21	59.4	7.02	5559	<50	0.49	0.4	86.0	12.7	62.9	n/a	5.6
Cu Concentrate	0.6	5.04	2.43	28.1	1328	150	1.88	2.5	4.8	69.2	20.5	8.0	29.2
Zn Concentrate	2.3	49.8	0.45	0.79	105	358	0.063	87.7	3.2	7.0	5.9	77.5	3.5
Zn 1st Cln Tail	3.8	1.57	0.01	0.22	22.4	<50	0.040	4.6	0.1	3.3	2.1	n/a	3.7
Zn Rougher Tail	92.7	0.07	0.02	0.02	3.9	<50	0.026	4.9	6.0	7.8	8.7	n/a	57.9
Calculated Head		1.32	0.33	0.26	41.8	n/a	0.042						
Assay Head		1.36	0.31	0.27	41.6	11.4	0.040						

Mesh-of-Grind	**µm**
Primary Grind	106
Cu/Pb Rougher Regrind	30
Zinc Rougher Regrind	17

Figure 1
Silver Range Project – Overall Composite Lock Cycle Test (Test LCT8)
Test Stability Check
(from SGS Lakefield)

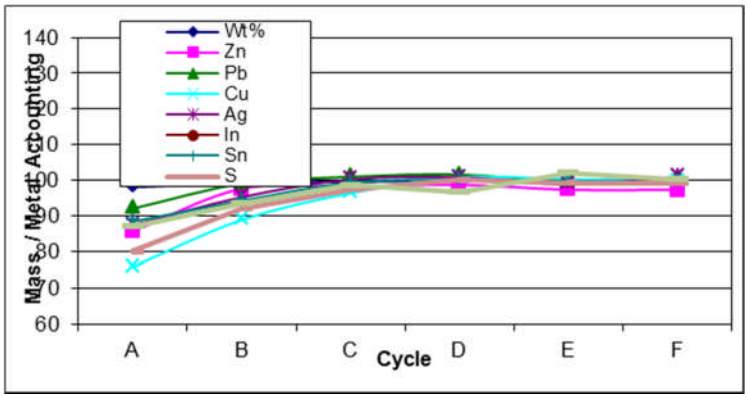

Test LCT8 achieved better zinc concentrate grade and recovery than Test LCT1, confirming the batch test results that showed MBS replacement of sodium cyanide in the zinc cleaner circuit yielded better zinc results.

In Test LCT8 lead recovery was 86.0% to a lead concentrate assaying 59.4% Pb. Copper recovery was 69.2% to a copper concentrate assaying 28.1% Cu. Zinc recovery was 87.7% to a zinc concentrate assaying 49.8% Zn.

Silver recoveries were 62.9% to the lead concentrate assaying 5,559 g Ag/t, 20.5% to the copper concentrate assaying 1,328 g Ag/t and 5.9% to the zinc concentrate assaying 105 g Ag/t.

Because of poor detection limits for indium assays (50 ppm or 0.005% In), a metallurgical balance for indium was not possible. However, as done for previous lock cycle tests, indium recoveries to the copper and zinc concentrates were estimated by using the indium assay head grade for the composite as the total indium in the feed for the test, and calculating the amount of indium reporting to the copper and zinc concentrates based on weight and indium assay. Using this approach 8.0% of the indium reported to the copper concentrate assaying 152 g In/t and 77.5% to the zinc concentrate assaying 384 g In/t.

DETAILED CONCENTRATE ANALYSES

Available detailed analyses of the copper, lead and zinc concentrates, composites of the concentrates from the six cycles (A-F), are summarized in Tables 5, 6 and 7 below for the first lock cycle test completed on the Overall Composite, Test LCT1, and for the lock cycle tests completed on the six variability composites, Tests LCT 2 to LCT7. These analyses can be used as preliminary data in marketing studies and for developing smelter terms for each concentrate.

Table 5
Silver Range Resources Ltd. - Keg Main Zone Metallurgical Testwork
Lock Cycle Tests – Detailed Analyses of Copper Concentrates

Element	Unit	Overall Comp.	Comp A	Comp B	Comp C	Comp D	Comp E	Comp F
Cu	%	28.6	23.9	29.8	28.5	24.7	28.0	27.2
Pb	%	3.01	5.53	1.02	2.86	8.23	4.10	4.49
Zn	%	3.52	8.50	2.77	3.65	2.76	3.34	4.43
Ag	g/t	1,455	1,454	1,346	1,323	n/a	1,494	1,107
In	g/t	137	53	123	130	n/a	288	132
Sn	%	1.81	5.94	1.52	0.67	n/a	n/a	1.13
Fe	%	26.2	20.7	27.3	26.8	23.4	26.4	25.8
S	%	31.2	29.7	32.4	31.9	n/a	31.6	31.5
Si	%	0.43	0.45	0.51	0.50	n/a	0.54	0.60
Au	g/t	0.24	0.10	0.08	0.22	n/a	0.49	0.22
Pt	g/t	< 0.02	0.08	< 0.02	0.02	n/a	< 0.02	0.04
Pd	g/t	0.02	0.04	< 0.02	0.11	n/a	0.03	0.12
Rh	g/t	n/a	n/a	< 0.02	< 0.02	n/a	n/a	n/a
Re	g/t	<50	<50	<50	<50	n/a	<50	<50
Hg	ppm	<0.3	0.4	<0.3	<0.3	n/a	<0.3	<0.3
F	%	0.006	0.012	0.016	0.005	n/a	0.005	0.01
Al	%	0.0913	0.0919	0.0992	0.0981	n/a	n/a	0.146
As	%	0.007	0.0131	<0.003	0.0095	n/a	n/a	0.0475
Ba	%	0.15	0.00256	0.00119	0.00394	n/a	n/a	0.0037
Be	%	<0.000003	0.000006	<0.000003	0.000004	n/a	n/a	0.000006
Bi	%	0.258	0.278	0.127	0.304	n/a	n/a	0.226
Ca	%	0.363	0.648	0.507	0.312	n/a	n/a	0.383
Cd	%	0.0773	0.167	0.064	0.0827	n/a	n/a	0.0909
Co	%	0.00139	0.00145	0.00143	0.00136	n/a	n/a	0.000982
Cr	%	0.0011	0.0018	0.0012	0.0016	n/a	n/a	0.0005
K	%	0.0103	0.0097	0.009	0.0152	n/a	n/a	0.0305
Li	%	<0.0008	<0.0008	<0.0008	<0.0008	n/a	n/a	<0.0008
Mg	%	0.0577	0.0601	0.0674	0.0626	n/a	n/a	0.0891
Mn	%	0.0336	0.0622	0.0323	0.0418	n/a	n/a	0.0318
Mo	%	0.00136	0.00016	0.00021	0.000782	n/a	n/a	0.00408

Table 5
Silver Range Resources Ltd. - Keg Main Zone Metallurgical Testwork
Lock Cycle Tests – Detailed Analyses of Copper Concentrates

Element	Unit	Overall Comp.	Comp A	Comp B	Comp C	Comp D	Comp E	Comp F
Na	%	0.0094	0.006	0.0098	0.0098	n/a	n/a	0.0155
Ni	%	0.00308	0.00263	0.00195	0.00339	n/a	n/a	0.00521
P	%	<0.02	<0.02	<0.02	<0.02	n/a	n/a	<0.02
Sb	%	0.00564	0.00857	0.00181	0.0035	n/a	n/a	0.00595
Se	%	0.0672	0.0925	0.0372	0.0735	n/a	n/a	0.0882
Sr	%	0.000566	0.00072	0.00072	0.000577	n/a	n/a	0.000864
Ti	%	0.0135	0.0125	0.0135	0.0131	n/a	n/a	0.0237
Tl	%	0.000145	0.00033	<0.00004	0.000139	n/a	n/a	0.000181
U	%	<0.00004	<0.00004	<0.00004	0.00006	n/a	n/a	0.00006
V	%	0.0004	0.0003	0.0003	0.0003	n/a	n/a	0.0009
Y	%	0.00011	0.00013	0.0001	0.00011	n/a	n/a	0.00019

Table 6
Silver Range Resources Ltd. - Keg Main Zone Metallurgical Testwork
Lock Cycle Tests – Detailed Analyses of Lead Concentrates

Element	Unit	Overall Comp.	Comp A	Comp B	Comp C	Comp D	Comp E	Comp F
Cu	%	5.42	4.02	6.28	3.90	3.73	3.86	4.07
Pb	%	62.9	66.4	58.0	67.1	65.8	64.4	63.0
Zn	%	1.18	1.57	1.16	1.03	0.89	1.00	1.38
Ag	g/t	5,950	7,763	4,568	5,553	n/a	n/a	5,558
In	g/t	n/a	<50	<50	<50	n/a	n/a	<50
Sn	%	n/a	1.25	n/a	n/a	n/a	n/a	n/a
Fe	%	6.55	3.77	8.08	5.16	5.18	5.25	5.77
S	%	n/a	14.2	15.9	13.8	n/a	n/a	14.6
Si	%	n/a	0.34	0.78	0.54	n/a	n/a	0.69
Au	g/t	0.10	0.07	0.05	0.09	n/a	n/a	0.07
Pt	g/t	0.03	0.02	< 0.02	0.03	n/a	n/a	0.02
Pd	g/t	0.06	0.03	0.07	0.18	n/a	n/a	0.10
Rh	g/t	n/a	n/a	n/a	n/a	n/a	n/a	n/a
Re	g/t	n/a	<50	n/a	n/a	n/a	n/a	n/a
Hg	ppm	n/a	<0.3	<0.3	<0.3	n/a	n/a	<0.3
F	%	0.008	0.005	0.016	<0.005	n/a	n/a	0.009
Al	%	n/a	0.065	n/a	n/a	n/a	n/a	n/a
As	%	n/a	0.0067	n/a	n/a	n/a	n/a	n/a
Ba	%	n/a	0.00074	n/a	n/a	n/a	n/a	n/a
Be	%	n/a	<0.000003	n/a	n/a	n/a	n/a	n/a
Bi	%	n/a	1.6	n/a	n/a	n/a	n/a	n/a
Ca	%	n/a	0.32	n/a	n/a	n/a	n/a	n/a
Cd	%	n/a	0.0372	n/a	n/a	n/a	n/a	n/a
Co	%	n/a	0.00043	n/a	n/a	n/a	n/a	n/a

Table 6
Silver Range Resources Ltd. - Keg Main Zone Metallurgical Testwork
Lock Cycle Tests – Detailed Analyses of Lead Concentrates

Element	Unit	Overall Comp.	Comp A	Comp B	Comp C	Comp D	Comp E	Comp F
Cr	%	n/a	0.0015	n/a	n/a	n/a	n/a	n/a
K	%	n/a	0.0065	n/a	n/a	n/a	n/a	n/a
Li	%	n/a	<0.0008	n/a	n/a	n/a	n/a	n/a
Mg	%	n/a	0.0316	n/a	n/a	n/a	n/a	n/a
Mn	%	n/a	0.0156	n/a	n/a	n/a	n/a	n/a
Mo	%	n/a	0.00031	n/a	n/a	n/a	n/a	n/a
Na	%	n/a	0.0023	n/a	n/a	n/a	n/a	n/a
Ni	%	n/a	0.00138	n/a	n/a	n/a	n/a	n/a
P	%	n/a	<0.02	n/a	n/a	n/a	n/a	n/a
Sb	%	n/a	0.0317	n/a	n/a	n/a	n/a	n/a
Se	%	n/a	0.88	n/a	n/a	n/a	n/a	n/a
Sr	%	n/a	0.0005	n/a	n/a	n/a	n/a	n/a
Ti	%	n/a	0.00472	n/a	n/a	n/a	n/a	n/a
Tl	%	n/a	0.00349	n/a	n/a	n/a	n/a	n/a
U	%	n/a	0.00006	n/a	n/a	n/a	n/a	n/a
V	%	n/a	0.0003	n/a	n/a	n/a	n/a	n/a
Y	%	n/a	0.00006	n/a	n/a	n/a	n/a	n/a

Table 7
Silver Range Resources Ltd. - Keg Main Zone Metallurgical Testwork
Lock Cycle Tests – Detailed Analyses of Zinc Concentrates

Element	Unit	Overall Comp.	Comp A	Comp B	Comp C	Comp D	Comp E	Comp F
Cu	%	0.93	1.06	1.07	0.59	0.57	0.66	1.02
Pb	%	0.55	1.66	0.28	0.25	0.45	0.28	0.70
Zn	%	48.8	42.0	49.7	47.5	30.0	47.6	46.4
Ag	g/t	125	314	108	66.5	109	82.8	124
In	g/t	364	88	278	333	256	691	329
Sn	%	0.10	0.30	0.14	0.04	0.04	0.05	0.08
Fe	%	14.5	20.2	13.4	14.5	30.1	14.4	14.8
S	%	33.3	33.1	33.4	33.2	34.6	33.3	33.0
Si	%	0.22	0.37	0.19	0.26	0.59	0.39	0.33
Au	g/t	0.08	1.63	0.07	0.06	0.05	0.08	0.07
Pt	g/t	< 0.02	< 0.02	< 0.02	< 0.02	< 0.02	< 0.02	< 0.02
Pd	g/t	0.05	< 0.02	< 0.02	0.04	0.02	< 0.02	0.02
Rh	g/t	< 0.02	< 0.02	< 0.02	< 0.02	---	< 0.02	< 0.02
Re	g/t	<50	<50	<50	<50	<50	<50	<50
Hg	ppm	0.4	0.7	0.3	0.4	0.4	<0.3	0.3
F	%	<0.005	<0.005	<0.005	<0.005	<0.005	<0.005	<0.005
Al	%	0.0438	0.0642	0.0352	0.042	0.125	0.0649	0.0742
As	%	0.0086	0.005	<0.003	0.0042	0.0058	0.0036	0.0238

Table 7
Silver Range Resources Ltd. - Keg Main Zone Metallurgical Testwork
Lock Cycle Tests – Detailed Analyses of Zinc Concentrates

Element	Unit	Overall Comp.	Comp A	Comp B	Comp C	Comp D	Comp E	Comp F
Ba	%	0.00069	0.00127	0.00017	0.00105	0.00253	0.00115	0.00188
Be	%	<0.000003	<0.000003	<0.000003	<0.000003	<0.000003	<0.000003	0.000004
Bi	%	0.0208	0.0534	0.0127	0.0105	0.0288	0.0219	0.0258
Ca	%	0.222	0.383	0.189	0.222	0.483	0.256	0.291
Cd	%	0.988	0.722	1.19	0.973	0.616	1.07	0.958
Co	%	0.00751	0.0052	0.00663	0.00855	0.00626	0.0118	0.00544
Cr	%	0.0025	0.036	0.0015	0.0016	0.012	0.0023	0.002
K	%	0.0092	0.012	0.0039	0.018	0.0369	0.0088	0.0167
Li	%	<0.0008	<0.0008	<0.0008	<0.0008	<0.0008	<0.0008	<0.0008
Mg	%	0.0353	0.0446	0.0334	0.0411	0.0736	0.0385	0.0591
Mn	%	0.396	0.299	0.397	0.459	0.28	0.375	0.337
Mo	%	0.00228	0.0005	0.00029	0.00055	0.00253	0.00378	0.00726
Na	%	<0.001	0.0034	0.0012	<0.001	0.0171	0.0065	0.0035
Ni	%	0.00532	0.0238	0.00281	0.00639	0.0269	0.00614	0.00689
P	%	<0.02	<0.02	<0.02	<0.02	<0.02	<0.02	<0.02
Sb	%	0.00086	0.0026	0.00047	0.00043	0.00181	0.00045	0.00126
Se	%	0.0461	0.0508	0.0438	0.0407	0.0287	0.0412	0.0415
Sr	%	0.00029	0.00053	0.00024	0.00025	0.00072	0.00032	0.000396
Ti	%	0.00274	0.0043	0.0024	0.00372	0.00783	0.00709	0.0103
Tl	%	<0.00004	0.00012	<0.00004	<0.00004	<0.00004	<0.00004	0.000044
U	%	<0.00004	0.00008	<0.00004	<0.00004	<0.00004	<0.00004	0.00004
V	%	0.0002	<0.0002	0.0002	<0.0002	0.0002	0.0002	0.0005
Y	%	0.00005	0.00007	0.00004	0.00006	0.00011	0.00007	0.00011

TAILINGS DATA

Tailings Analyses

The combined zinc flotation tailings solids and tailings supernatant from the first lock cycle test were submitted to a detailed analysis. The tailings were also submitted to tailings aging tests with analysis of the supernatant at regular intervals. The tailings solids analyses are summarized in Table 8 and the tailings aging test results available to date are summarized in Table 9. These data can be used in preliminary environmental studies for the project.

Table 8
Silver Range Resources Ltd. - Keg Main Zone Metallurgical Testwork
Lock Cycle Test No. 1 – Flotation Tailings Solids Analysis

Analyte	Unit	Value	
		LCT1 Zn Rougher Tails	LCT1 Zn 1st Cleaner Scav Tails
Elemental Analysis			
Si	%	28.1	11.2
Hg	%	<0.00001	<0.00001
Ag	%	0.0004	0.0021
Al	%	3.8	1.9
As	%	0.071	1.70
B	%	0.0049	0.0025
Ba	%	0.13	0.048
Be	%	0.0001	0.00005
Bi	%	0.0027	0.014
Ca	%	7.9	5.1
Cd	%	0.0005	0.03
Co	%	0.0005	0.0069
Cr	%	0.01	0.049
Cu	%	0.017	0.21
In	%	0.00006	0.0021
Fe	%	3.1	30
K	%	1.9	0.9
Li	%	0.0035	0.0024
Mg	%	2.1	1.2
Mn	%	0.19	0.13
Mo	%	0.0006	0.0012
Na	%	0.12	0.028
Ni	%	0.0025	0.032
P	%	0.08	0.038
Pb	%	0.022	0.081
Sb	%	0.001	0.0026
Se	%	0.0006	0.012
Sn	%	0.023	0.024
Sr	%	0.016	0.009
Th	%	0.0008	0.0003

Table 8
Silver Range Resources Ltd. - Keg Main Zone Metallurgical Testwork
Lock Cycle Test No. 1 – Flotation Tailings Solids Analysis

Analyte	Unit	Value	
		LCT1 Zn Rougher Tails	LCT1 Zn 1st Cleaner Scav Tails
Ti	%	0.24	0.13
Tl	%	0.00007	0.00004
U	%	0.0003	0.0002
V	%	0.01	0.0047
W	%	0.0004	0.0004
Y	%	0.0019	0.001
Zn	%	0.037	2.0
Acid Base Accounting Measurements			
Neutralizing Potential (NP)	t $CaCO_3$/1000 t	62.9	70.9
Acid Producing Potential (AP)	t $CaCO_3$/1000 t	21.7	370
NP/AP Ratio	-	2.90	0.19
Net Acid Generation (NAG) pH 4.5	kg H_2SO_4/tonne	0	13
Net Acid Generation (NAG) pH 7.0	kg H_2SO_4/tonne	0	56
Particle Size Analysis			
Weight % Passing	425 µm	99.3	100
	212 µm	97.6	100
	150 µm	92.9	100
	75 µm	70.8	99.8
	41 µm	50.1	n/a
	33 µm	44.7	51.1
	22 µm	38.1	47.6
	16 µm	33.4	46.0
	12 µm	27.9	43.1
	8 µm	22.3	38.9
	6 µm	16.7	33.5
	4 µm	13.9	25.6
	1 µm	6.5	10.4

Table 9
Silver Range Resources Ltd. - Keg Main Zone Metallurgical Testwork
Lock Cycle Test No. 1 Combined Flotation Tailings Aging Supernatant Assays

Analyte	Unit	Day 0	Day 3	Day 7	Day 14	Day 28	Day 56
TSS	mg/L	29	5	3	2	6	n/a
pH	units	10.3	8.04	7.59	6.99	6.77	n/a
Conductivity	µS/cm	915	952	960	948	1150	n/a
Alkalinity	mg/L as $CaCO_3$	54	31	28	16	34	n/a
Acidity	mg/L as $CaCO_3$	80	76	104	56	n/a	n/a
TDS	mg/L	751	731	763	723	849	n/a
F	mg/L	0.54	0.54	0.55	0.86	0.55	n/a
Tot. Reac. P	mg/L	0.20	0.23	0.15	0.20	0.11	n/a
Cl	mg/L	25	0.3	26	28	30	n/a

Table 9
Silver Range Resources Ltd. - Keg Main Zone Metallurgical Testwork
Lock Cycle Test No. 1 Combined Flotation Tailings Aging Supernatant Assays

Analyte	Unit	Day 0	Day 3	Day 7	Day 14	Day 28	Day 56
NO_2	as N mg/L	< 0.06	< 0.06	< 0.06	< 0.06	0.10	n/a
NO_3	as N mg/L	0.07	0.08	0.09	0.08	0.10	n/a
SO_4	mg/L	260	2.7	260	260	340	n/a
NH_3+NH_4	as N mg/L	0.5	0.3	0.4	0.2	0.3	n/a
Hg	µg/L	< 0.1	< 0.1	< 0.1	< 0.1	0.03	n/a
Ag	mg/L	0.00055	0.00068	0.00025	0.00184	0.00727	n/a
Al	mg/L	1.24	0.16	0.16	0.09	0.06	n/a
As	mg/L	1.78	1.71	1.60	1.62	1.43	n/a
Ba	mg/L	0.0597	0.0419	0.0403	0.0401	0.0464	n/a
Be	mg/L	< 0.00002	< 0.00002	< 0.00002	< 0.00002	< 0.00002	n/a
B	mg/L	0.148	0.140	0.120	0.125	0.115	n/a
Bi	mg/L	0.00093	0.00017	0.00035	0.00023	n/a	n/a
Ca	mg/L	172	161	159	170	n/a	n/a
Cd	mg/L	0.00609	0.00115	0.00265	0.0013	n/a	n/a
Co	mg/L	0.000384	0.000221	0.000318	0.000248	0.000305	n/a
Cr	mg/L	0.0032	0.0006	0.0018	< 0.0005	0.0005	n/a
Cu	mg/L	0.0557	0.0065	0.0098	0.0124	0.0496	n/a
Fe	mg/L	1.42	0.081	0.190	0.092	0.268	n/a
In	mg/L	0.00029	0.00003	0.00012	0.00002	0.00080	n/a
K	mg/L	10.8	11.0	10.2	11.4	13.1	n/a
Li	mg/L	0.004	0.006	0.007	0.007	0.009	n/a
Mg	mg/L	0.460	0.136	0.232	0.351	0.837	n/a
Mn	mg/L	0.0499	0.0028	0.0060	0.0028	0.00863	n/a
Mo	mg/L	0.110	0.106	0.0961	0.105	0.116	n/a
Na	mg/L	28.1	28.8	27.2	29.8	34.2	n/a
Ni	mg/L	0.0031	0.0014	0.0028	0.0016	0.0019	n/a
P	mg/L	0.116	0.081	0.080	0.094	n/a	n/a
Pb	mg/L	0.0204	0.0016	0.0029	0.0015	0.00251	n/a
Sb	mg/L	0.0093	0.0115	0.0114	0.0157	0.0321	n/a
Se	mg/L	0.137	0.117	0.084	0.091	0.097	n/a
Si	mg/L	9.21	5.79	4.95	4.77	4.56	n/a
Sn	mg/L	0.0505	0.0430	0.0513	0.0482	0.0501	n/a
Sr	mg/L	0.524	0.518	0.499	0.541	0.636	n/a
Th	mg/L	0.000154	< 0.000004	0.000110	0.000006	n/a	n/a
Ti	mg/L	0.0557	0.0036	0.0034	0.0024	0.0013	n/a
Tl	mg/L	< 0.0002	< 0.0002	< 0.0002	< 0.0002	< 0.0002	n/a
U	mg/L	0.000065	0.000044	0.000068	0.000129	0.000352	n/a
V	mg/L	0.0174	0.0121	0.0101	0.0088	0.00434	n/a
W	mg/L	0.01057	0.0108	0.0105	0.0111	0.0133	n/a
Y	mg/L	0.000539	0.000017	0.000017	0.000007	0.000022	n/a
Zn	mg/L	0.289	0.035	0.090	0.040	n/a	n/a

Tailings Settling Test

A static settling test was completed on the zinc flotation tailings from Test LCT1. This test showed that a thickened tailings density of 69% solids (w/w) could be achieved using a feed pulp density of 10% solids (w/w) and a Magnafloc 10 flocculant dosage of 8 g/t. The thickener unit area was measured at 0.08 m^2/t/day.

Allowing for a 25% design factor the net thickener area would be 0.10 m^2/t/day, which implies that the Silver Range flotation tailings settle relatively well.

REMAINING TESTWORK

With submission of this status report this phase of the Silver Range Keg Main Zone test program is essentially complete with the only outstanding item being the tailings supernatant aging assays which are extended to 56 days of aging, the standard protocol for this type of test.

Yours truly;
MELIS ENGINEERING LTD.

Lawrence A. Melis, P.Eng.
President

APPENDIX A

SILVER RANGE KEG MAIN ZONE METALLURGICAL TESTWORK

SGS-LAKEFIELD TEST DATA SHEETS

Test No.:	F21			**Project No.**:	13589-001			**Operator**:	TM/CC			**Date**:	13-Nov-12						
Purpose:	As F18, use NaMBS in Zn cleaning circuit																		
Procedure:	As outlined below.																		
				50244-001															
Feed:	2 x 2 kg of minus 10 mesh			Overall Comp				(location in a drum on a skid in the freezer)											
Primary Grind:	30	minutes / 2 kg @ 65% solids in laboratory ball mill (BM#1+BM#2).										P80 =		µm					
CuPb Regrind	20	minutes / CuPb Ro Conc 1-3 @ 65% solids in laboratory pebble mill.										P80 =		µm					
Zn Regrind	25	minutes / Zn Ro Conc 1-3 @ 65% solids in laboratory pebble mill.										P80 =		µm					

Conditions:

	Reagents added, grams per tonne							Time, minutes				
Stage	$Ca(OH)_2$	$ZnSO_4$	3418A	$CuSO_4$	5100	NaCN	MIBC	Grind	Cond.	Froth	pH	Ep (mV)
Grind (BM#1+BM#2)	200	-	-	-	-	-	-	30			8.4	+120
CuPb Rougher (Based on 4kg of Feed)												
Aeration	-	-	-	-	-	-	-		5		8.4	+120
CuPb Rougher 1	375	-	5	-	-	-	12.5		1	1	9.5	+20
CuPb Rougher 2	-	-	2.5	-	-	-	5		1	2	9.2	+80
CuPb Rougher 3	-	-	2.5	-	-	-	5		1	3	9.0	+80
CuPb Cleaner (Based on 4Kg CuPb Rougher concentrates)												
Regrind (PM)	75	75	5	-	-	12.5	-	20			9.0	+60
CuPb 1st Cleaner	20	-	-	-	-	-	5		1	5	10.0	0
CuPb 2nd Cleaner	12.5	-	2.5	-	-	-	5		1	4	10.0	-20
CuPb 3rd Cleaner	12.5	-	2.5	-	-	-	5		1	4	10.0	-20
CuPb Separation (CuPb 3rd Cleaner Concentrate)												
Pb Rougher	-	-	2.5	-	-	355	2.5		1	3	10.8	-400
Pb Cleaner (Pb Rougher Concentrate)												
Pb Cleaner	-	-	2.5	-	-	162.5	2.5		1	2	10.8	-400
Zn Rougher (CuPb Rougher + 1st Cleaner Tail per 4kg of feed)												
Condition	1360	-	-	250	-	-	-		3		11.8	-50
Zn Rougher 1	-	-	-	-	10	-	10		1	2	11.8	-20
Zn Rougher 2	475	-	-	-	10	-	5		1	2	11.8	0
Zn Rougher 3	75	-	-	-	5	-	5		1	2	11.8	0
Zn Cleaner Based on 4 kg (2 x Zn Ro Conc 1-3)						**NaMBS**						
Regrind (PM)	375	-	-	50	-	25	-	25			11.8	-150
Zn 1st Cleaner	35	-	-	-	5	-			1	5	11.8	-120
Zn 2nd Cleaner	177	-	-	-	5	25			1	4	11.8	-120
Zn 3rd Cleaner	150	-	-	-	2.5	25			1	3	11.8	-100
Zn 4th Cleaner	120	-	-	-	-	12.5			1	2.5	11.8	-100
Total	3462	75	25	300	38	618	63	75	23	45		

* as required

Stage	Roughers	Zn 1st Cl	CuPb 1st Cl, Zn 2nd-3rd Cl	CuPb 2nd-3rd Cl, Pb Ro-Cl
Flotation Cell # 8	2000g-D2	500g-D1	500g-D1	250g-D1
Speed: rpm	1500	1500	1500	1200

Metallurgical Balance

Product	**Weight**		**Assays %, g/t**								**% Distribution**							
	g	**%**	**Zn**	**Pb**	**Cu**	**Ag**	**In**	**Sn**	**S**	**Fe**	**Zn**	**Pb**	**Cu**	**Ag**	**In**	**Sn**	**S**	**Fe**
Pb Cleaner Conc	15.7	0.4	0.76	67.1	5.02	6295		0.36	14.7	6.04	0.2	79.3	7.4	56.2	#DIV/0!	3.4	2.1	0.5
Pb Cleaner Tail	6.2	0.2	2.33	9.01	26.4	1955		0.50	29.8	24.9	0.3	4.2	15.4	6.9	#DIV/0!	1.8	1.7	0.8
Pb Ro Tl (Cu Conc)	21.1	0.5	3.78	3.44	29.0	1512		1.99	31.2	26.8	1.5	5.5	57.6	18.1	#DIV/0!	25.0	6.1	2.9
CuPb 3rd Cl Tail	2.2	0.1	9.07	2.46	6.26	700		0.70	16.3	15.5	0.4	0.4	1.3	0.9	#DIV/0!	0.9	0.3	0.2
CuPb 2nd Cl Tail	7.5	0.2	8.98	0.94	2.91	274		0.360	12.3	11.8	1.2	0.5	2.1	1.2	#DIV/0!	1.6	0.9	0.5
Zn 4th Clnr Conc	91.8	2.3	48.5	0.50	0.67	111		0.061	33.3	15.5	82.0	3.5	5.8	5.8	#DIV/0!	3.3	28.3	7.2
Zn 4th Clnr Tail	10.2	0.3	16.0	0.24	0.63	79.7		0.065	34.9	42.1	3.0	0.2	0.6	0.5	#DIV/0!	0.4	3.3	2.2
Zn 3rd Clnr Tail	16.5	0.4	8.36	0.11	0.58	63.1		0.076	31.2	41.6	2.5	0.1	0.9	0.6	#DIV/0!	0.7	4.8	3.5
Zn 2nd Clnr Tail	41.7	1.0	3.38	0.005	0.36	32.2		0.047	23.5	35.7	2.6	0.0	1.4	0.8	#DIV/0!	1.2	9.1	7.6
Zn 1st Clnr Tail	144.2	3.6	0.92	0.005	0.12	15.4		0.037	13.2	21.6	2.4	0.1	1.6	1.3	#DIV/0!	3.2	17.6	15.8
Zn Rougher Tail	3630.4	91.0	0.058	0.023	0.017	3.80		0.027	0.77	3.19	3.9	6.3	5.8	7.8	#DIV/0!	58.4	25.9	58.9
Head (calc.)	3987.5	100.0	1.36	0.33	0.27	44.1	0.0	0.042	2.71	4.93	100.0	100.0	100.0	100.0	#DIV/0!	100.0	100.0	100.0
(direct)			1.36	0.31	0.27	41.6	11.4	0.040	2.81	4.70								
Combined Products			Estimated value - Insufficient sample mass															
Pb Cleaner Conc		**0.4**	**0.76**	**67.1**	**5.02**	**6295**	**0**	**0.36**	**14.7**	**6.04**	**0.2**	**79.3**	**7.4**	**56.2**	**#DIV/0!**	**3.4**	**2.1**	**0.5**
Pb Rougher Conc		0.5	1.20	50.7	11.1	5066	0	0.40	19.0	11.4	0.5	83.5	22.8	63.1	#DIV/0!	5.2	3.8	1.3
Cu Conc (Pb Ro + Pb Cl Tail)		**0.7**	**3.45**	**4.70**	**28.4**	**1613**	**0**	**1.65**	**30.9**	**26.4**	**1.7**	**9.7**	**73.1**	**25.0**	**#DIV/0!**	**26.9**	**7.8**	**3.7**
CuPb 3rd Cl Conc		1.1	2.47	27.5	19.9	3322	0	1.18	25.0	18.9	2.0	88.9	80.5	81.2	#DIV/0!	30.2	9.9	4.1
CuPb 2nd Cl Conc		1.1	2.79	26.3	19.2	3195	0	1.16	24.6	18.8	2.3	89.3	81.8	82.1	#DIV/0!	31.2	10.3	4.3
CuPb 1st Cl Conc		1.3	3.67	22.7	16.9	2779	0	1.04	22.8	17.8	3.6	89.9	83.8	83.3	#DIV/0!	32.8	11.1	4.8
Zn Rougher Feed		98.7	1.33	0.034	0.044	7.5	0	0.029	2.44	4.76	96.4	10.1	16.2	16.7	#DIV/0!	67.2	88.9	95.2
Zn 4th Clnr Conc		**2.3**	**48.5**	**0.50**	**0.67**	**111.0**	**0**	**0.061**	**33.3**	**15.5**	**82.0**	**3.5**	**5.8**	**5.8**	**#DIV/0!**	**3.3**	**28.3**	**7.2**
Zn 3rd Clnr Conc		2.6	45.3	0.47	0.67	107.9	0	0.061	33.5	18.2	85.0	3.6	6.4	6.3	#DIV/0!	3.7	31.6	9.4
Zn 2nd Clnr Conc		3.0	40.1	0.42	0.65	101.6	0	0.063	33.1	21.4	87.5	3.8	7.3	6.8	#DIV/0!	4.5	36.3	12.9
Zn 1st Clnr Conc		4.0	30.6	0.31	0.58	83.6	0	0.059	30.6	25.1	90.1	3.8	8.7	7.6	#DIV/0!	5.6	45.4	20.5
Zn Rougher Conc		7.6	16.5	0.17	0.361	51.3	0	0.049	22.4	23.5	92.6	3.8	10.3	8.9	#DIV/0!	8.8	63.0	36.3
Zn Rougher Tail		91.0	0.058	0.023	0.017	3.8	0	0.027	0.77	3.19	3.9	6.3	5.8	7.8	#DIV/0!	58.4	25.9	58.9
Head (calc.)		100.0	1.36	0.33	0.27	44.1	0	0.042	2.71	4.93	100.0	100.0	100.0	100.0	100.0	100.0	100.0	100.0

Test No.:	F22	**Project No.:**	13589-001	**Operator:**	TM/CC	**Date:**	Nov.14th 2012

Purpose: As F21, replace NaCN with NaMBS

Procedure: As outlined below.

Feed: 2 x 2 kg of minus 10 mesh; 50244-001 Overall Comp (location in a drum on a skid in the freezer)

Primary Grind: 30 minutes / 2 kg @ 65% solids in laboratory ball mill (BM#1+BM#2). P80 = µm

CuPb Regrind 20 minutes / CuPb Ro Conc 1-3 @ 65% solids in laboratory pebble mill. P80 = µm

Zn Regrind 25 minutes / Zn Ro Conc 1-3 @ 65% solids in laboratory pebble mill. P80 = µm

Conditions:

	Reagents added, grams per tonne							Time, minutes				
Stage	$Ca(OH)_2$	$ZnSO_4$	3418A	$CuSO_4$	5100	NaMBS	MIBC	Grind	Cond.	Froth	pH	Ep (mV)
Grind (BM#1+BM#2)	200	-	-	-	-	-	-	30			8.4	0
CuPb Rougher (Based on 4kg of Feed)												
Aeration	-	-	-	-	-	-	-		5		8.4	0
CuPb Rougher 1	375	-	5	-	-	-	12.5		1	1	9.5	+20
CuPb Rougher 2	-	-	2.5	-	-	-	5		1	2	9.2	+60
CuPb Rougher 3	-	-	2.5	-	-	-	5		1	3	9.0	+60
CuPb Cleaner (Based on 4Kg CuPb Rougher concentrates)												
Regrind (PM)	75	75	5	-	-	25	-	20			9.2	-80
CuPb 1st Cleaner	25	-	-	-	-	-	5		1	5	9.5	-80
CuPb 2nd Cleaner	15	-	2.5	-	-	-	17.5		1	4	9.5	0
CuPb Separation (CuPb 2nd Cleaner Concentrate)												
Cu Rougher	-	-	-	-	-	3000	15		1	3	4.6	+170
Cu Cleaner (Cu Rougher Concentrate)												
Cu Cleaner	-	-	-	-	1.25	1500	10		1	2	4.6	+160
Zn Rougher (CuPb Rougher + 1st Cleaner Tail per 4kg of feed)												
Condition	2101	-	-	250	-	-	-		3		11.8	-100
Zn Rougher 1	-	-	-	-	10	-	10		1	2	11.8	-75
Zn Rougher 2	450	-	-	-	10	-	5		1	2	11.8	-75
Zn Rougher 3	615	-	-	-	5	-	5		1	2	11.8	-50
Zn Cleaner Based on 4 kg (2 x Zn Ro Conc 1-3)												
Regrind (PM)	375	-	-	50	-	250	-	25			11.4	-75
Zn 1st Cleaner	90	-	-	-	5	-			1	5	11.8	-75
Zn 2nd Cleaner	455	-	-	-	5	50			1	4	11.8	-75
Zn 3rd Cleaner	160	-	-	-	2.5	25			1	3	11.8	-50
Zn 4th Cleaner	120	-	-	-	-	25			1	2.5	11.8	-75
Total	5056	75	18	300	39	4875	90	75	22	41		

* as required

Stage	Roughers	Zn 1st Cl	CuPb 1st Cl, Zn 2nd-3rd Cl	CuPb 2nd-3rd Cl, Pb Ro-Cl
Flotation Cell # 8	2000g-D2	500g-D1	500g-D1	250g-D1
Speed: rpm	1500	1500	1500	1200

Metallurgical Balance

Product	Weight		Assays %, g/t								% Distribution							
	g	%	Zn	Pb	Cu	Ag	In	Sn	S	Fe	Zn	Pb	Cu	Ag	In	Sn	S	Fe
Cu Cleaner Conc	38.8	1.0	2.25	26.8	20.5	3386		1.40	26.0	18.9	1.6	83.8	78.2	77.5	#DIV/0!	33.3	9.3	3.9
Cu Cleaner Tail	2.3	0.1	5.00	15.0	15.0	1939			26.3	18.3	0.2	2.8	3.4	2.6	#DIV/0!	0.0	0.6	0.2
Cu Ro Tl (Pb Conc)	4.7	0.1	22.0	9.13	9.14	1087			27.8	17.9	1.9	3.5	4.2	3.0	#DIV/0!	0.0	1.2	0.4
CuPb 2nd Cl Tail	19.3	0.5	8.26	0.97	1.50	195		0.23	10.5	11.1	3.0	1.5	2.8	2.2	#DIV/0!	2.7	1.9	1.1
Zn 4th Clnr Conc	79.1	2.0	49.5	0.53	0.47	89.9		0.030	33.0	13.9	72.6	3.4	3.7	4.2	#DIV/0!	1.5	24.0	5.8
Zn 4th Clnr Tail	7.9	0.2	27.0	0.36	0.43	82.0		0.033	33.6	30.4	4.0	0.2	0.3	0.4	#DIV/0!	0.2	2.4	1.3
Zn 3rd Clnr Tail	12.3	0.3	16.9	0.21	0.49	69.9		0.049	28.7	32.1	3.9	0.2	0.6	0.5	#DIV/0!	0.4	3.2	2.1
Zn 2nd Clnr Tail	29.7	0.7	6.15	0.02	0.30	38.6		0.042	22.2	30.7	3.4	0.1	0.9	0.7	#DIV/0!	0.8	6.1	4.8
Zn 1st Clnr Tail	128.1	3.2	2.20	0.015	0.12	19.7		0.032	18.2	28.1	5.2	0.2	1.5	1.5	#DIV/0!	2.5	21.5	19.0
Zn Rougher Tail	3686.7	92.0	0.063	0.015	0.012	3.40		0.026	0.88	3.16	4.3	4.5	4.4	7.4	#DIV/0!	58.7	29.9	61.4
Head (calc.)	4008.9	100.0	1.35	0.31	0.25	42.3	0.0	0.041	2.71	4.73	100.0	100.0	100.0	100.0	#DIV/0!	100.0	100.0	100.0
(direct)			1.36	0.31	0.27	41.6	11.4	0.040	2.81	4.70								
Combined Products			Estimated value - Insufficient sample mass															
Cu Cleaner Conc		**1.0**	**2.25**	**26.8**	**20.50**	**3386**	**0**	**1.40**	**26.0**	**18.90**	**1.6**	**83.8**	**78.2**	**77.5**	**#DIV/0!**	**33.3**	**9.3**	**3.9**
Cu Rougher Conc		1.0	2.40	26.1	20.2	3305	0	1.32	26.0	18.9	1.8	86.6	81.6	80.1	#DIV/0!	33.3	9.8	4.1
Pb Conc (Cu Ro + Cu Cl Tail)		**0.1**	**22.00**	**9.13**	**9.1**	**1087**	**0**	**0.00**	**27.8**	**17.9**	**1.9**	**3.5**	**4.2**	**3.0**	**#DIV/0!**	**0.0**	**1.2**	**0.4**
CuPb 2nd Cl Conc		1.1	4.41	24.4	19.1	3077	0	1.19	26.2	18.8	3.7	90.0	85.8	83.1	#DIV/0!	33.3	11.0	4.5
CuPb 1st Cl Conc		1.6	5.55	17.4	13.9	2223	0	0.90	21.5	16.5	6.7	91.5	88.7	85.4	#DIV/0!	36.0	12.9	5.7
Zn Rougher Feed		98.4	1.28	0.027	0.029	6.3	0	0.026	2.40	4.54	93.3	8.5	11.3	14.6	#DIV/0!	64.0	87.1	94.3
Zn 4th Clnr Conc		**2.0**	**49.5**	**0.53**	**0.47**	**89.9**	**0**	**0.030**	**33.0**	**13.9**	**72.6**	**3.4**	**3.7**	**4.2**	**#DIV/0!**	**1.5**	**24.0**	**5.8**
Zn 3rd Clnr Conc		2.2	47.5	0.51	0.47	89.2	0	0.030	33.1	15.4	76.5	3.6	4.0	4.6	#DIV/0!	1.6	26.5	7.1
Zn 2nd Clnr Conc		2.5	43.7	0.48	0.47	86.8	0	0.033	32.5	17.5	80.4	3.8	4.6	5.1	#DIV/0!	2.0	29.7	9.1
Zn 1st Clnr Conc		3.2	35.0	0.37	0.43	75.7	0	0.035	30.1	20.5	83.8	3.9	5.5	5.8	#DIV/0!	2.7	35.8	14.0
Zn Rougher Conc		6.4	18.7	0.19	0.276	47.8	0	0.033	24.2	24.3	89.0	4.0	7.0	7.2	#DIV/0!	5.3	57.2	32.9
Zn Rougher Tail		92.0	0.063	0.015	0.012	3.4	0	0.026	0.88	3.16	4.3	4.5	4.4	7.4	#DIV/0!	58.7	29.9	61.4
Head (calc.)		100.0	1.35	0.31	0.25	42.3	0	0.041	2.71	4.73	100.0	100.0	100.0	100.0	100.0	100.0	100.0	100.0

Test No.: LCT1 **Project No.:** 13589-001 **Operator:** CC/TM **Date:** Aug 13th 2012

Purpose: As F11, lower collector in the Zn cleaner circuit, longer regrind

Procedure: As outlined below.

50244-001

Feed: 12 x 2 kg of minus 10 mesh Overall Comp (location in a drum on a skid in the freezer)

Primary Grind: 30 minutes / 2 kg @ 65% solids in laboratory ball mill (BM#1). Zn Ro Tail A-F P80 = 102 µm
Cu Conc A-F P80 = 24 µm
CuPb Regrind 20 minutes / CuPb Ro Conc 1-3 @ 65% solids in laboratory pebble mill. Pb Conc A-F P80 = 23 µm
Zn Regrind 25 minutes / Zn Ro Conc 1-3 @ 65% solids in laboratory pebble mill. Zn Conc A-F P80 = 16 µm

Conditions:

	Reagents added, grams per tonne							Time, minutes				
Stage	$Ca(OH)_2$	$ZnSO_4$	3418A	$CuSO_4$	5100	NaCN	MIBC	Grind	Cond.	Froth	pH	Ep (mV)
Grind (BM#1)	200	-	-	-	-	-	-	30			7.8	+20
CuPb Rougher (Based on 4kg of Feed)												
Aeration	-	-	-	-	-	-	-		5		7.8	+20
CuPb Rougher 1	313	-	5	-	-	-	12.5		1	1	9.5	+20
CuPb Rougher 2	-	-	2.5	-	-	-	5		1	2	9.2	+40
CuPb Rougher 3	-	-	2.5	-	-	-	5		1	3	9.0	+60
CuPb Cleaner (Based on 4Kg CuPb Rougher concentrates)												
Regrind (PM)	75	75	5	-	-	12.5	-	20			9.2	0
CuPb 1st Cleaner	20	-	-	-	-	-	5		1	4	10.0	-10
CuPb 2nd Cleaner	12.5	-	2.5	-	-	-	5		1	3	10.0	0
CuPb 3rd Cleaner	25	-	2.5	-	-	-	5		1	2	10.0	0
CuPb Separation (CuPb 3rd Cleaner Concentrate)											8.0	+80
Pb Rougher	-	-	2.5	-	-	450	5		1	1	10.8	-400
Pb Cleaner (Pb Rougher Concentrate)												
Pb Cleaner	-	-	2.5	-	-	162.9	5		1	2	10.8	-400
Zn Rougher (CuPb Rougher + 1st Cleaner Tail per 4kg of feed)		CMC										
Condition	1450	-	-	250	-	-	-		3		11.8	+50
Zn Rougher 1	-	-	-	-	10	-	10		1	2	11.8	+20
Zn Rougher 2	-	-	-	-	10	-	5		1	2	11.6	+50
Zn Rougher 3	-	-	-	-	5	-	5		1	4	11.5	+75
Zn Cleaner (Zn Ro Conc 1-3)												
Regrind	500	-	-	50	-	-	-	25			12.0	+20
Zn 1st Cleaner	20	*20	-	-	5	-	5		1	4	12.0	0
Zn 2nd Cleaner	168	-	-	-	2.5	-	5		1	3	12.0	+10
Zn 3rd Cleaner	250	-	-	-	-	-	5		1	3	12.0	+20
Zn 4th Cleaner	250	-	-	-	-	-	5		1	2.5	12.0	+20
Total	3283	75	25	300	33	625	88	75	23	39		

* as required

Stage	Roughers	CuPb 1st Clnr	CuPb 2nd & 3rd Cl	Zn 1st to 4th Cl	Pb Rougher, Cl
Flotation Cell # 8	2000g-D2	500g-D1	250g-D1	500g-D1	250g-D1
Speed: rpm	1500	1500	1500	1500	1200

* CMC added in Cycle D - Zn 1st cleaner

Metallurgical Projection (D-F)

Product	Weight		Assays %, g/t								% Distribution							
	g	%	Zn	Pb	Cu	Ag	In	Sn	S	Fe	Zn	Pb	Cu	Ag	In	Sn	S	Fe
Pb Cl Conc	50.7	0.4	1.12	65.5	4.90	5924	<50	0.44	15.2	6.20	0.4	84.8	8.1	60.5	n/a	5.0	2.4	0.5
Cu Conc (Pb Ro Tail)	75.8	0.6	3.85	2.65	28.8	1442	150	2.04	31.1	26.4	1.9	5.1	71.4	22.0	n/a	34.7	7.2	3.5
Zn 4th Cl Conc	282.0	2.3	47.5	0.53	0.91	117	358	0.00	33.1	14.5	85.2	3.8	8.4	6.6	n/a	0.1	28.4	7.0
Zn 1st Cl Scav Tail	543.8	4.5	2.73	0.01	0.26	29.7	<50	0.03	19.5	29.5	9.5	0.2	4.6	3.3	n/a	3.1	32.3	27.6
Zn Rougher Tail	11058.6	92.1	0.04	0.02	0.02	3.40	<50	0.02	0.89	3.22	3.1	6.1	7.5	7.6	n/a	57.0	29.8	61.3
Head	12010.9	100.0	1.31	0.33	0.25	41.3	11.4	0.037	2.74	4.83	100.0	100.0	100.0	100.0	100.0	100.0	100.0	100.0

Metallurgical Balance

Product	Weight		Assays %, g/t								% Distribution							
	g	%	Zn	Pb	Cu	Ag	In	Sn	S	Fe	Zn	Pb	Cu	Ag	In	Sn	S	Fe
Pb Cl Conc A	10.0	0.0	0.84	69.1	4.43	6195	<50	0.42	14.4	5.19	0.0	8.8	0.7	6.2	0.0	0.5	0.2	0.0
Pb Cl Conc B	17.7	0.1	1.08	65.8	5.96	6040	<50	0.52	15.2	6.66	0.1	14.9	1.7	10.7	0.1	1.0	0.4	0.1
Pb Cl Conc C	19.5	0.1	1.11	65.3	5.12	6186	<50	0.46	14.9	6.14	0.1	16.3	1.6	12.1	0.1	1.0	0.4	0.1
Pb Cl Conc D	18.2	0.1	1.19	63.3	5.88	5790	<50	0.51	15.7	7.07	0.1	14.7	1.7	10.6	0.1	1.0	0.4	0.1
Pb Cl Conc E	16.0	0.1	0.95	69.4	3.90	5986	<50	0.38	14.8	5.20	0.0	14.2	1.0	9.6	0.1	0.7	0.4	0.1
Pb Cl Conc F	16.5	0.1	1.21	64.4	4.81	6031	<50	0.43	15.2	6.22	0.1	13.6	1.3	10.0	0.1	0.8	0.4	0.1
Pb Cl Tail F	7.7	0.0	3.12	9.90	26.6	1887	131	1.87	29.2	25.2	0.1	1.0	3.3	1.5	0.1	1.6	0.3	0.2
Cu 3rd Cl Conc A	18.9	0.1	2.60	4.87	29.9	1647	140	1.98	30.9	27.0	0.2	1.2	9.2	3.1	0.2	4.2	0.9	0.4
Cu 3rd Cl Conc B	21.7	0.1	3.16	3.18	30.2	1469	141	2.06	31.5	27.3	0.2	0.9	10.6	3.2	0.2	5.0	1.0	0.5
Cu 3rd Cl Conc C	24.9	0.1	3.70	3.04	29.2	1484	147	2.04	31.3	26.7	0.3	1.0	11.8	3.7	0.3	5.7	1.2	0.6
Cu 3rd Cl Conc D	24.7	0.1	3.77	2.80	29.2	1431	149	2.06	30.7	26.7	0.3	0.9	11.7	3.5	0.3	5.7	1.2	0.6
Cu 3rd Cl Conc E	25.2	0.1	3.90	2.94	28.8	1475	149	2.02	31.1	26.5	0.3	0.9	11.8	3.7	0.3	5.7	1.2	0.6
Cu 3rd Cl Conc F	25.9	0.1	3.90	2.22	28.5	1425	151	2.04	31.5	26.2	0.3	0.7	12.0	3.7	0.3	5.9	1.2	0.6
CuPb 3rd Cl Tail F	3.1	0.0	9.86	3.96	9.30	674	84	0.69	19.6	17.2	0.1	0.2	0.5	0.2	0.0	0.2	0.1	0.0
CuPb 2nd Cl Tail F	8.1	0.0	9.62	1.50	4.17	364	73	0.44	15.1	13.2	0.2	0.2	0.5	0.3	0.0	0.4	0.2	0.1
Zn 4th Cl Conc A	85.9	0.4	48.1	0.51	0.82	110	357	<0.002	33.2	14.0	13.1	0.6	1.1	0.9	2.2	0.0	4.4	1.0
Zn 4th Cl Conc B	102.3	0.4	46.0	0.62	1.00	140	342	<0.002	33.2	14.6	14.9	0.8	1.7	1.4	2.5	0.0	5.2	1.3
Zn 4th Cl Conc C	93.5	0.4	49.6	0.53	0.95	120	360	<0.002	33.3	13.8	14.7	0.6	1.4	1.1	2.4	0.0	4.8	1.1
Zn 4th Cl Conc D	95.9	0.4	47.6	0.52	0.91	120	351	<0.002	33.4	14.6	14.4	0.6	1.4	1.2	2.4	0.0	4.9	1.2
Zn 4th Cl Conc E	94.1	0.4	46.9	0.53	0.96	120	365	<0.002	32.9	14.7	13.9	0.6	1.5	1.1	2.5	0.0	4.7	1.2
Zn 4th Cl Conc F	92.0	0.4	48.2	0.55	0.86	110	358	<0.002	33.0	14.2	14.0	0.6	1.3	1.0	2.4	0.0	4.6	1.1
Zn 4th Cl Tail F	8.6	0.0	19.9	1.54	1.41	220	156	0.08	32.0	34.1	0.5	0.2	0.2	0.2	0.1	0.1	0.4	0.3
Zn 3rd Cl Tail F	16.5	0.1	13.2	0.69	1.21	130	106	0.07	29.3	34.4	0.7	0.1	0.3	0.2	0.1	0.1	0.7	0.5
Zn 2nd Cl Tail F	38.3	0.2	7.29	0.14	0.74	68.8	60	0.05	23.4	31.1	0.9	0.1	0.5	0.3	0.2	0.2	1.4	1.0
Zn 1st Cl Scav Tail A	152.0	0.6	1.76	<0.010	0.17	20.7	<50	0.02	19.6	30.4	0.8	0.0	0.4	0.3	0.5	0.4	4.5	4.0
Zn 1st Cl Scav Tail B	142.7	0.6	2.09	<0.010	0.19	24.0	<50	0.02	19.9	31.0	0.9	0.0	0.4	0.3	0.5	0.4	4.3	3.8
Zn 1st Cl Scav Tail C	182.1	0.8	1.56	<0.010	0.18	24.4	<50	0.03	19.1	29.2	0.9	0.0	0.5	0.4	0.7	0.5	5.3	4.6
Zn 1st Cl Scav Tail D	178.9	0.7	2.61	<0.010	0.23	28.2	<50	0.02	20.0	29.9	1.5	0.0	0.7	0.5	0.6	0.5	5.5	4.6
Zn 1st Cl Scav Tail E	180.9	0.8	2.87	0.016	0.29	31.5	<50	0.03	19.1	28.7	1.6	0.0	0.8	0.6	0.7	0.5	5.3	4.5
Zn 1st Cl Scav Tail F	184.0	0.8	2.73	<0.010	0.26	29.6	<50	0.03	19.5	30.0	1.6	0.0	0.8	0.5	0.7	0.5	5.5	4.7
Zn Rougher Tail A	3685.4	15.3	0.046	0.027	0.019	3.6	<50	0.02	0.76	3.13	0.5	1.3	1.1	1.3	13.2	9.5	4.3	9.9
Zn Rougher Tail B	3703.7	15.4	0.049	0.020	0.025	3.7	<50	0.02	0.86	3.28	0.6	0.9	1.5	1.4	13.3	9.5	4.9	10.5
Zn Rougher Tail C	3694.7	15.4	0.043	0.022	0.021	3.4	<50	0.02	0.85	3.14	0.5	1.0	1.3	1.3	13.3	9.9	4.8	10.0
Zn Rougher Tail D	3674.1	15.3	0.041	0.020	0.023	3.3	<50	0.02	0.86	3.20	0.5	0.9	1.4	1.2	13.2	9.0	4.8	10.1
Zn Rougher Tail E	3713.7	15.4	0.044	0.018	0.024	3.3	<50	0.02	0.91	3.27	0.5	0.9	1.4	1.2	13.3	9.5	5.2	10.4
Zn Rougher Tail F	3670.8	15.3	0.049	0.027	0.015	3.6	<50	0.02	0.89	3.20	0.6	1.3	0.9	1.3	13.2	9.8	5.0	10.1
Head (calc.)	24048.1	100.0	1.32	0.33	0.26	41.5	n/a	0.037	2.72	4.83	100.0	100.0	100.0	100.0	100.0	100.0	100.0	100.0
(direct)			1.36	0.31	0.27	41.6	11.4	0.040	2.81	4.70								
Combined Products			Insufficient sample mass - Values from F18															
Pb Cl Conc A-F		0.4	0.80	47.0	3.56	4303.29	<50	0.32	10.9	4.44	0.2	58.7	5.6	42.2	n/a	3.5	1.6	0.4
Cu Conc A-F		0.6	2.72	1.96	20.6	1035.92	106	1.45	22.2	18.9	1.2	3.5	47.2	14.7	n/a	22.9	4.8	2.3
Zn 4th Cl Conc A-F		2.3	32.0	0.35	0.61	78.30	239	0.00	22.1	9.54	57.1	2.6	5.6	4.4	n/a	0.1	19.0	4.6
Zn 1st Cl Scav Tail A-F		4.2	2.29	0.011	0.22	26.66	<50	0.02	19.5	29.8	7.4	0.1	3.7	2.7	n/a	2.8	30.4	26.2
Zn Rougher Tail A-F		92.1	0.045	0.022	0.021	3.48	<50	0.02	0.86	3.20	3.2	6.3	7.6	7.7	n/a	57.3	28.9	61.0

Stability Check

Cycle	Wt%	Zn	Pb	Cu	Ag	In	Sn	S	Fe
A	98.6	87.7	71.1	75.4	71.5	97.3	86.9	85.7	92.5
B	99.5	100.0	105.1	95.5	102.3	99.7	95.6	95.0	96.9
C	100.2	98.5	113.5	99.7	111.7	100.1	102.6	99.0	98.1
D	99.6	100.5	103.1	101.2	101.8	99.6	97.5	100.6	99.6
E	100.5	98.8	99.9	99.1	97.5	100.8	98.8	100.3	100.5
F	99.5	99.3	97.4	97.1	99.3	99.4	102.5	100.4	99.9
ave C-F	100.0	99.3	103.5	99.3	102.6	100.0	100.3	100.1	99.5
ave D-F	99.9	99.5	100.1	99.2	99.6	99.9	99.6	100.5	100.0
ave E-F	100.0	99.1	98.6	98.1	98.4	100.1	100.6	100.4	100.2

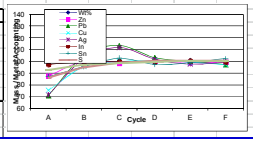

Test No.: LCT8 **Project No.:** 13589-001 **Operator:** CC/TM **Date:** Nov. 26th 2012

Purpose: As F21/F22, lower collector in the Zn cleaner circuit, longer regrind

Procedure: As outlined below.

50244-001

Feed: 12 x 2 kg of minus 10 mesh Overall Comp (location in a drum on a skid in the freezer)

Primary Grind: 30 minutes / 2 kg @ 65% solids in laboratory ball mill (BM#1). Zn Ro Tail A-F P80 = 106 µm; Cu Conc A-F P80 = 29 µm

CuPb Regrind: 20 minutes / CuPb Ro Conc 1-3 @ 65% solids in laboratory pebble mill. Pb Conc A-F P80 = 30 µm

Zn Regrind: 25 minutes / Zn Ro Conc 1-3 @ 65% solids in laboratory pebble mill. Zn Conc A-F P80 = 17 µm

Conditions:

	Reagents added, grams per tonne							Time, minutes				
Stage	$Ca(OH)_2$	$ZnSO_4$	3418A	$CuSO_4$	5100	NaCN	MIBC	Grind	Cond.	Froth	pH	Ep (mV)
Grind (BM#1)	200	-	-	-	-	-	-	30			8.4	+120
CuPb Rougher (Based on 4kg of Feed)												
Aeration	-	-	-	-	-	-	-		5		8.4	+120
CuPb Rougher 1	212	-	5	-	-	-	12.5		1	1	9.5	+20
CuPb Rougher 2	-	-	2.5	-	-	-	5		1	2	9.2	+60
CuPb Rougher 3	-	-	2.5	-	-	-	5		1	3	9.0	+80
CuPb Cleaner (Based on 4Kg CuPb Rougher concentrates)												
Regrind (PM)	75	75	5	-	-	12.5	-	20			9.0	+20
CuPb 1st Cleaner	20	-	-	-	-	-	5		1	5	10.0	+20
CuPb 2nd Cleaner	12.5	-	2.5	-	-	-	5		1	4	10.0	0
CuPb 3rd Cleaner	12.5	-	2.5	-	-	-	5		1	4	10.0	0
CuPb Separation (CuPb 3rd Cleaner Concentrate)												
Pb Rougher	-	-	2.5	-	-	355	2.5		1	3	10.8	-400
Pb Cleaner (Pb Rougher Concentrate)												
Pb Cleaner	-	-	2.5	-	-	162.5	2.5		1	2	10.8	-400
Zn Rougher (CuPb Rougher + 1st Cleaner Tail per 4kg of feed)												
Condition	1141	-	-	250	-	-	-		3		11.8	-50
Zn Rougher 1	-	-	-	-	10	-	10		1	2	11.8	-40
Zn Rougher 2	222	-	-	-	10	-	5		1	2	11.8	-25
Zn Rougher 3	131	-	-	-	5	-	5		1	2	11.8	0
Zn Cleaner (Zn Ro Conc 1-3)						**NaMBS**						
Regrind	400	-	-	50	-	250	-	25			12.0	0
Zn 1st Cleaner		-	-	-	2.5	-			1	5	12.0	0
Zn 2nd Cleaner	169	-	-	-	2.5	75			1	4	12.0	0
Zn 3rd Cleaner	117	-	-	-	2.5	25			1	3	12.0	0
Zn 4th Cleaner	80	-	-	-	-	25	5		1	2	12.0	0
Total	2792	75	25	300	33	905	68	75	23	44		

* as required

Stage	Roughers	CuPb 1st Clnr	CuPb 2nd & 3rd Cl	Zn 1st to 4th Cl	Pb Rougher, Cl
Flotation Cell # 8	2000g-D2	500g-D1	250g-D1	500g-D1	250g-D1
Speed: rpm	1500	1500	1500	1500	1200

Cycle C-reduced Zn 4th cl froth time to 2min

Metallurgical Projection (C-F) Cycle E-increased MBS to 75g/t in Zn 2nd Cl

Product	Weight		Assays %, g/t								% Distribution							
	g	%	Zn	Pb	Cu	Ag	In	Sn	S	Fe	Zn	Pb	Cu	Ag	In	Sn	S	Fe
Pb Cl Conc	75.6	0.5	1.21	59.4	7.02	5559	#####	0.49	16.2	8.35	0.4	86.0	12.7	62.9	######	5.6	2.9	0.8
Cu Conc (Pb Ro Tail)	103.1	0.6	5.04	2.43	28.1	1328	152	1.88	30.9	26.6	2.5	4.8	69.2	20.5	######	29.2	7.5	3.5
Zn 4th Cl Conc	372.2	2.3	49.8	0.45	0.79	105	384	0.063	33.0	14.3	87.7	3.2	7.0	5.9	######	3.5	29.0	6.8
Zn 1st Cl Tail	614.0	3.8	1.57	0.01	0.22	22.4	#####	0.040	20.0	31.5	4.6	0.1	3.3	2.1	######	3.7	29.0	24.9
Zn Rougher Tail	14830.2	92.7	0.07	0.02	0.02	3.90	#####	0.026	0.90	3.34	4.9	6.0	7.8	8.7	######	57.9	31.5	63.9
Head	15995.1	100.0	1.32	0.33	0.26	41.8	#####	0.042	2.65	4.84	100.0	100.0	100.0	100.0	######	100.0	100.0	100.0

Metallurgical Balance

Product	Weight		Assays %, g/t								% Distribution							
	g	%	Zn	Pb	Cu	Ag	In	Sn	S	Fe	Zn	Pb	Cu	Ag	In	Sn	S	Fe
Pb Cl Conc A	16.2	0.1	1.07	60.6	7.16	5656	< 50	0.51	16.2	8.24	0.1	12.6	1.8	9.2	######	0.8	0.4	0.1
Pb Cl Conc B	19.0	0.1	1.22	58.2	7.48	5464	< 50	0.53	16.4	8.56	0.1	14.2	2.2	10.4	######	1.0	0.5	0.1
Pb Cl Conc C	18.9	0.1	1.22	59.7	7.07	5584	< 50	0.50	15.9	8.28	0.1	14.5	2.1	10.6	######	0.9	0.5	0.1
Pb Cl Conc D	19.5	0.1	1.20	57.8	7.90	5422	< 50	0.54	16.7	9.04	0.1	14.4	2.4	10.6	######	1.1	0.5	0.2
Pb Cl Conc E	19.1	0.1	1.25	59.0	7.12	5456	< 50	0.49	16.6	8.45	0.1	14.4	2.2	10.4	######	0.9	0.5	0.1
Pb Cl Conc F	18.1	0.1	1.18	61.5	5.94	5806	< 50	0.44	15.7	7.59	0.1	14.3	1.7	10.5	######	0.8	0.4	0.1
Pb Cl Tail F	9.7	0.0	3.37	5.43	28.3	1593	138	1.74	30.4	27.0	0.1	0.7	4.3	1.5	######	1.7	0.5	0.2
Cu Conc A	18.9	0.1	5.39	4.98	27.3	1575	145	1.87	30.6	25.9	0.3	1.2	8.2	3.0	######	3.5	0.9	0.4
Cu Conc B	20.8	0.1	4.66	2.79	28.4	1393	149	1.92	31.2	26.7	0.3	0.7	9.3	2.9	######	4.0	1.0	0.5
Cu Conc C	25.7	0.1	5.19	2.39	28.2	1325	151	1.89	31.2	26.8	0.4	0.8	11.5	3.4	######	4.9	1.2	0.6
Cu Conc D	25.1	0.1	5.04	2.71	27.9	1363	154	1.89	30.7	26.5	0.4	0.9	11.1	3.4	######	4.7	1.2	0.6
Cu Conc E	25.5	0.1	4.84	2.44	28.3	1285	151	1.89	30.8	26.8	0.4	0.8	11.4	3.3	######	4.8	1.2	0.6
Cu Conc F	26.8	0.1	5.12	2.19	28.0	1344	151	1.87	31.1	26.5	0.4	0.8	11.9	3.6	######	5.0	1.3	0.6
CuPb 3rd Cl Tail F	3.3	0.0	8.50	2.46	6.26	400	160	0.55	15.2	20.0	0.1	0.1	0.3	0.1	######	0.2	0.1	0.1
CuPb 2nd Cl Tail F	10.1	0.0	7.54	0.72	2.02	183	175	0.24	11.0	12.3	0.2	0.1	0.3	0.2	######	0.2	0.2	0.1
Zn 4th Cl Conc A	84.2	0.4	47.7	0.47	0.63	96.4	385	0.048	33.3	16.2	12.4	0.5	0.8	0.8	######	0.4	4.4	1.2
Zn 4th Cl Conc B	95.4	0.4	49.7	0.44	0.74	104	407	0.060	33.4	13.9	14.6	0.5	1.1	1.0	######	0.6	5.0	1.1
Zn 4th Cl Conc C	94.7	0.4	49.5	0.51	0.76	109	389	0.059	33.2	14.7	14.5	0.6	1.1	1.0	######	0.6	4.9	1.2
Zn 4th Cl Conc D	95.8	0.4	48.7	0.42	0.85	107	384	0.070	33.0	15.2	14.4	0.5	1.3	1.0	######	0.7	4.9	1.2
Zn 4th Cl Conc E	90.7	0.4	50.7	0.45	0.81	107	382	0.067	33.0	13.7	14.2	0.5	1.2	1.0	######	0.6	4.7	1.1
Zn 4th Cl Conc F	91.0	0.4	50.4	0.41	0.74	98.6	383	0.057	33.0	13.4	14.2	0.5	1.1	0.9	######	0.5	4.7	1.0
Zn 4th Cl Tail F	20.6	0.1	28.7	0.38	1.12	122	234	0.11	33.1	30.6	1.8	0.1	0.4	0.3	######	0.2	1.1	0.5
Zn 3rd Cl Tail F	24.2	0.1	13.3	0.23	1.09	102	110	0.11	32.2	40.4	1.0	0.1	0.4	0.2	######	0.3	1.2	0.8
Zn 2nd Cl Tail F	50.7	0.2	5.63	0.07	0.64	64.6	< 50	0.075	29.1	41.9	0.9	0.0	0.5	0.3	######	0.4	2.3	1.8
Zn 1st Cl Tail A	120.3	0.5	1.97	<0.01	0.15	15.3	< 50	0.033	17.4	26.4	0.7	0.0	0.3	0.2	######	0.4	3.3	2.7
Zn 1st Cl Tail B	144.2	0.6	1.15	<0.01	0.18	19.6	< 50	0.038	17.8	28.5	0.5	0.0	0.4	0.3	######	0.5	4.0	3.5
Zn 1st Cl Tail C	150.4	0.6	1.45	<0.01	0.20	21.2	< 50	0.040	19.2	30.6	0.7	0.0	0.5	0.3	######	0.6	4.5	3.9
Zn 1st Cl Tail D	156.9	0.7	1.73	<0.01	0.22	22.3	< 50	0.039	21.3	32.8	0.8	0.0	0.5	0.3	######	0.6	5.2	4.4
Zn 1st Cl Tail E	148.3	0.6	1.53	<0.01	0.22	22.6	< 50	0.041	19.7	31.2	0.7	0.0	0.5	0.3	######	0.6	4.6	4.0
Zn 1st Cl Tail F	158.4	0.7	1.55	<0.01	0.25	23.5	< 50	0.042	19.9	31.3	0.8	0.0	0.6	0.4	######	0.7	4.9	4.2
Zn Rougher Tail A	3688.7	15.4	0.069	0.022	0.026	3.9	< 50	0.026	0.77	3.20	0.8	1.0	1.5	1.4	######	9.6	4.4	10.1
Zn Rougher Tail B	3690.7	15.4	0.066	0.022	0.029	3.6	< 50	0.026	0.85	3.27	0.8	1.0	1.7	1.3	######	9.6	4.9	10.3
Zn Rougher Tail C	3698.7	15.4	0.064	0.020	0.015	3.8	< 50	0.026	0.89	3.35	0.7	0.9	0.9	1.4	######	9.6	5.1	10.6
Zn Rougher Tail D	3702.7	15.4	0.066	0.023	0.025	3.9	< 50	0.026	0.84	3.08	0.8	1.1	1.5	1.4	######	9.6	4.8	9.8
Zn Rougher Tail E	3716.4	15.5	0.076	0.017	0.025	4.0	< 50	0.026	0.97	3.55	0.9	0.8	1.5	1.5	######	9.7	5.6	11.3
Zn Rougher Tail F	3712.4	15.5	0.071	0.024	0.023	3.9	< 50	0.026	0.90	3.38	0.8	1.1	1.4	1.4	######	9.7	5.2	10.7
Head (calc.)	24012.1	100.0	1.35	0.32	0.26	41.6	n/a	0.042	2.67	4.87	100.0	100.0	100.0	100.0	######	100.0	100.0	100.0
(direct)			1.36	0.31	0.27	41.6	11.4	0.040	2.81	4.70								
Combined Products			Insufficient sample mass - Values from F18															
Pb Cl Conc A-F		0.5	0.83	40.6	4.79	3795.71	#####	0.34	11.1	5.70	0.3	57.6	8.4	42.1	######	3.7	1.9	0.5
Cu Conc A-F		0.6	3.65	1.75	20.3	959.74	109.5	1.36	22.3	19.2	1.6	3.2	45.9	13.7	######	19.4	5.0	2.3
Zn 4th Cl Conc A-F		2.3	33.6	0.30	0.53	71.13	259.38	0.04	22.3	9.62	57.3	2.1	4.7	3.9	######	2.4	19.2	4.5
Zn 1st Cl Tail A-F		3.7	1.55	0.010	0.21	20.98	#####	0.04	19.3	30.3	4.2	0.1	2.9	1.8	######	3.4	26.4	22.8
Zn Rougher Tail A-F		92.5	0.069	0.021	0.024	3.85	#####	0.03	0.87	3.31	4.7	6.1	8.4	8.6	######	57.7	30.1	62.8

Stability Check

Cycle	Wt%	Zn	Pb	Cu	Ag	In	Sn	S	Fe
A	98.2	85.8	92.1	75.9	87.5	#####	88.5	80.2	87.1
B	99.2	97.7	99.1	88.9	95.3	#####	94.3	92.1	93.5
C	99.7	98.2	101.0	96.5	100.3	#####	99.5	97.4	98.7
D	99.9	98.8	101.7	100.9	100.9	#####	100.2	100.1	96.7
E	99.9	97.4	99.6	100.3	98.9	#####	99.8	99.3	102.1
F	100.1	97.4	100.0	99.7	101.0	#####	99.8	99.2	100.4
ave C-F	99.9	97.9	100.6	99.4	100.3	#####	99.8	99.0	99.5
ave D-F	100.0	97.9	100.4	100.3	100.3	#####	100.0	99.5	99.8
ave E-F	100.0	97.4	99.8	100.0	100.0	#####	99.8	99.2	101.3

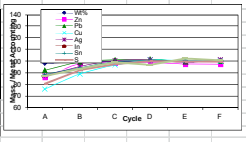

MELIS ENGINEERING LTD.

January 8, 2013 **Melis Project No. 547**

Silver Range Resources Ltd.
1016 510 West Hastings Street
VANCOUVER BC V6B 1L8

Attention: Bruce A. Youngman, Chairman

Dear Bruce:

Re: Silver Range Resources Ltd. - Keg Main Zone Ag/Zn/Pb/Cu Project Metallurgy
Melis Status Report No. 6 for the Period December 15, 2012 to January 8, 2013

SUMMARY

Melis Engineering Ltd. (Melis) has overseen a flotation testwork program on Silver Range Resources Ltd. (Silver Range)'s Keg Main Zone silver/zinc/lead/copper project located near Faro, Yukon. The testwork, completed at SGS Canada Inc. Lakefield Research (SGS Lakefield) in Lakefield Ontario in 2012, encompassed preparation and analyses of test composites, comminution testing, open cycle and lock cycle flotation tests, gravity recovery tests, concentrate analyses and tailings physical and chemical characterization.

This status report, Melis Status Report No. 6, a follow-up to the December 14, 2012 Melis Status Report No. 5, and the final status report to be issued by Melis, provides the final results of tailings supernatant aging tests and toxicity tests completed on tailings supernatant water.

Tailings supernatant aging test data, provided in Table 1 of this report, and the toxicity results summarized in Table 2 and attached as Appendix A, which showed a pass for both the *Daphnia magna* test and the rainbow trout test, can be used in preliminary environmental studies for the project.

With submission of this status report the Silver Range Keg Main Zone test program is complete. SGS Lakefield will issue its own report of the testwork and this will be forwarded to Silver Range when received.

TABLE OF CONTENTS

SUMMARY **1**

INTRODUCTION **3**

TAILINGS DATA **4**

Tailings Supernatant Aging Test Analyses **4**

Tailings Toxicity Tests **6**

Appendix A: Tailings Toxicity Results

INTRODUCTION

Melis Engineering Ltd. (Melis) has overseen a flotation testwork program on Silver Range Resources Ltd. (Silver Range)'s Keg Main Zone silver/zinc/lead/copper project located near Faro, Yukon.

The testwork, completed at SGS Canada Inc. Lakefield Research (SGS Lakefield) in Lakefield Ontario in 2012, encompassed preparation and analyses of test composites, comminution testing, open cycle and lock cycle flotation tests, gravity recovery tests, concentrate analyses and tailings physical and chemical characterization.

This status report, Melis Status Report No. 6, a follow-up to the December 14, 2012 Melis Status Report No. 5, and the final status report to be issued by Melis, provides the final results of tailings supernatant aging tests and toxicity tests completed on tailings water.

TAILINGS DATA

Tailings supernatant aging test analyses and tailings supernatant toxicity tests, which can be used in preliminary environmental studies for the project, are provided below.

Tailings Supernatant Aging Test Analyses

The combined zinc flotation tailings solids and tailings supernatant (from blending rougher tails and first cleaner scavenger tails from the first lock cycle test) were submitted to tailings aging tests with analysis of the supernatant at regular intervals. Day 0 to Day 28 results were reported in the previous Melis status report. Day 56 results have been added to Table 1 below.

Table 1
Silver Range Resources Ltd. - Keg Main Zone Metallurgical Testwork
Lock Cycle Test No. 1 Combined Flotation Tailings Aging Supernatant Assays

Analyte	Unit	Day 0	Day 3	Day 7	Day 14	Day 28	Day 56
TSS	mg/L	29	5	3	2	6	8
pH	units	10.3	8.04	7.59	6.99	6.77	7.31
Conductivity	µS/cm	915	952	960	948	1150	1200
Alkalinity	mg/L as $CaCO_3$	54	31	28	16	34	24
Acidity	mg/L as $CaCO_3$	80	76	104	56	181	222
TDS	mg/L	751	731	763	723	849	994
F	mg/L	0.54	0.54	0.55	0.86	0.55	0.50
Tot. Reac. P	mg/L	0.20	0.23	0.15	0.20	0.11	0.11
Cl	mg/L	25	0.3	26	28	30	34
NO_2	as N mg/L	< 0.06	< 0.06	< 0.06	< 0.06	0.10	0.14
NO_3	as N mg/L	0.07	0.08	0.09	0.08	0.10	0.11
SO_4	mg/L	260	2.7	260	260	340	380
NH_3+NH_4	as N mg/L	0.5	0.3	0.4	0.2	0.3	0.5
Hg	µg/L	< 0.1	< 0.1	< 0.1	< 0.1	0.03	< 0.1
Ag	mg/L	0.00055	0.00068	0.00025	0.00184	0.00727	0.0117
Al	mg/L	1.24	0.16	0.16	0.09	0.06	0.04
As	mg/L	1.78	1.71	1.60	1.62	1.43	0.975
Ba	mg/L	0.0597	0.0419	0.0403	0.0401	0.0464	0.097
Be	mg/L	< 0.00002	< 0.00002	< 0.00002	< 0.00002	< 0.00002	< 0.0002
B	mg/L	0.148	0.140	0.120	0.125	0.115	0.151
Bi	mg/L	0.00093	0.00017	0.00035	0.00023	0.00079	0.0004
Ca	mg/L	172	161	159	170	209	220
Cd	mg/L	0.00609	0.00115	0.00265	0.0013	0.00315	0.00451
Co	mg/L	0.000384	0.000221	0.000318	0.000248	0.000305	0.00054
Cr	mg/L	0.0032	0.0006	0.0018	< 0.0005	0.0005	< 0.005

Table 1
Silver Range Resources Ltd. - Keg Main Zone Metallurgical Testwork
Lock Cycle Test No. 1 Combined Flotation Tailings Aging Supernatant Assays

Analyte	Unit	Day 0	Day 3	Day 7	Day 14	Day 28	Day 56
Cu	mg/L	0.0557	0.0065	0.0098	0.0124	0.0496	0.057
Fe	mg/L	1.42	0.081	0.190	0.092	0.268	0.138
In	mg/L	0.00029	0.00003	0.00012	0.00002	0.00080	0.0009
K	mg/L	10.8	11.0	10.2	11.4	13.1	13.7
Li	mg/L	0.004	0.006	0.007	0.007	0.009	0.013
Mg	mg/L	0.460	0.136	0.232	0.351	0.837	1.09
Mn	mg/L	0.0499	0.0028	0.0060	0.0028	0.00863	0.0184
Mo	mg/L	0.110	0.106	0.0961	0.105	0.116	0.117
Na	mg/L	28.1	28.8	27.2	29.8	34.2	36.9
Ni	mg/L	0.0031	0.0014	0.0028	0.0016	0.0019	0.002
P	mg/L	0.116	0.081	0.080	0.094	0.122	0.131
Pb	mg/L	0.0204	0.0016	0.0029	0.0015	0.00251	0.0022
Sb	mg/L	0.0093	0.0115	0.0114	0.0157	0.0321	0.037
Se	mg/L	0.137	0.117	0.084	0.091	0.097	0.09
Si	mg/L	9.21	5.79	4.95	4.77	4.56	4.25
Sn	mg/L	0.0505	0.0430	0.0513	0.0482	0.0501	0.0335
Sr	mg/L	0.524	0.518	0.499	0.541	0.636	0.680
Th	mg/L	0.000154	< 0.000004	0.000110	0.000006	0.00009	0.00004
Ti	mg/L	0.0557	0.0036	0.0034	0.0024	0.0013	< 0.001
Tl	mg/L	< 0.0002	< 0.0002	< 0.0002	< 0.0002	< 0.0002	< 0.002
U	mg/L	0.000065	0.000044	0.000068	0.000129	0.000352	0.00071
V	mg/L	0.0174	0.0121	0.0101	0.0088	0.00434	0.0037
W	mg/L	0.01057	0.0108	0.0105	0.0111	0.0133	0.0119
Y	mg/L	0.000539	0.000017	0.000017	0.000007	0.000022	0.00002
Zn	mg/L	0.289	0.035	0.090	0.040	0.116	0.113

Tailings Toxicity Tests

Toxicity tests were completed on the Day 56 tailings supernatant using *Daphnia magna* and rainbow trout. Results are summarized in Table 2 below and detailed in Appendix A. The Silver Range Day 56 tailings supernatant passed both the *Daphnia magna* test and the rainbow trout test.

Table 2
Silver Range Resources Ltd. - Keg Main Zone Metallurgical Testwork
Toxicity Tests on Lock Cycle Test No. 1 Combined Flotation Tailings Day 56 Supernatant

Time (h)	Specification	% Concentration				
		100	50	25	12.5	6.25
***Daphnia magna* (number added – 10) 50% Mortality after 48 hours - Pass**						
0	Mortality	0	0	0	0	0
	Immobility	0	0	0	0	0
24	Mortality	0	0	0	0	0
	Immobility	0	0	0	0	0
48	Mortality	5	0	0	0	0
	Immobility	0	0	0	0	0
Rainbow Trout (number added – 10) 96-hourLC50 = 100% - Pass						
0	Mortality	0	0	0	0	0
	Immobility	0	0	0	0	0
24	Mortality	0	0	0	0	0
	Immobility	0	0	0	0	0
48	Mortality	0	0	0	0	0
	Immobility	0	0	0	0	0
72	Mortality	0	0	0	0	0
	Immobility	0	0	0	0	0
96	Mortality	0	0	0	0	0
	Immobility	0	0	0	0	0

Yours truly;
MELIS ENGINEERING LTD.

Lawrence A. Melis, P.Eng.
President

APPENDIX A

SILVER RANGE KEG MAIN ZONE METALLURGICAL TESTWORK

TAILINGS SUPERNATANT TOXICITY TESTS

AquaTox Testing & Consulting Inc.
11B Nicholas Beaver Rd.
RR 3
Guelph ON N1H 6H9
Tel: (519) 763-4412 Fax: (519) 763-4419

TOXICITY TEST REPORT

Daphnia magna

Work Order : 222785
Sample Number : 36185

SAMPLE IDENTIFICATION

Company :	SGS Lakefield Research Limited	Time Collected :	10:30
Location :	Lakefield ON	Date Collected :	2012-12-13
Substance :	DE 13/12 LCT1 Comb Tls Day 56	Date Received :	2012-12-14
Sampling Method :	Grab	Date Tested :	2012-12-14
Sampled By :	B. Bowman	Temp. on Arrival :	14.0 °C
Sample Description :	Clear, colourless, odourless		

Test Method : Reference Method for Determining Acute Lethality of Effluents to *Daphnia magna* . Environment Canada EPS 1/RM/14 (Second Edition, December 2000).

TEST RESULTS

Effect	Value	95% Confidence Limits	Slope	Calculation Method
48-h LC50	100%*	50 - *	–	Nonlinear Interpolation
48-h EC50	100%*	50 - *	–	Nonlinear Interpolation

The results reported relate only to the sample tested.

*The usefulness of any LC50/EC50 calculated from this set of data is quiestonable because a concentration-effect relationship has not been demonstrated over a reasonable range (e.g. <37 to >63) of percent dead. A statistically valid upper 95% confidence limit could not be generated. At a confidence level of 95%, the binomial test shows that the LC50/EC50 is above 50%.

SODIUM CHLORIDE REFERENCE TOXICANT DATA

Organism Batch :	Dm12-24	Historical Mean LC50 :	6.6 g/L
Date Tested (yyyy/mm/dd) :	2012-12-11	Warning Limits (± 2SD) :	6.0 - 7.3 g/L
LC50 (95% Confidence Limits) :	7.5 g/L[1] (6.9 - 7.8)	Analyst(s) :	MS, NK
Statistical Method :	Linear Regression (MLE)		

Daphnia magna CULTURE HEALTH DATA

Time to First Brood :	9.8 days	Mean Young Per Brood :	28.3
Culture Mortality :	0.4% (previous 7 days)		

TEST CONDITIONS

Sample Treatment :	None	Number of Replicates :	1
pH Adjustment :	None	Test Organisms / Replicate :	10
Test Aeration :	None	Total Organisms / Test Level :	10
Organism Batch :	Dm12-24	Organism Loading Rate :	15.0 mL/organism

[1]Note: The reference toxicant test result fell outside the 95% warning limits for historical data. No other unusual circumstances were observed and therefore the test result is considered acceptable. Reference toxicant test was conducted under conditions identical to the test.

Date: 2012-12-20
yyyy-mm-dd

Approved by: J. Rhodes
Project Manager

AQUATOX

TOXICITY TEST REPORT
Daphnia magna

Work Order: 222785
Sample Number: 36185

	Hardness (mg/L as $CaCO_3$)	Hardness Adjustment	pH	D.O. (mg/L)	Cond. (µmhos/cm)	Temp. (°C)	O_2 Sat. (%)*	Total Pre-Aeration Time (h) @ 30 mL/min/L
Initial Water Chemistry:	500	None	7.9	9.0	1178	21.0	102	0:30

0 hours

Date & Time 2012-12-14 15:25
Technician: NK

Test Conc. (%)	Mortality	Immobility	pH	D.O.	Cond.	Temp.	O_2 Sat. (%)*	Hardness
100	0	0	7.8	8.8	1185	21.0	100	500
50	0	0	8.1	8.9	880	21.0		
25	0	0	8.2	8.9	710	21.0		
12.5	0	0	8.2	9.0	618	21.0		
6.25	0	0	8.3	9.0	569	21.0		
Control	0	0	8.4	8.8	517	21.0	100	200

Notes:

24 hours

Date & Time 2012-12-15 15:25
Technician: AW

Test Conc. (%)	Mortality	Immobility	pH	D.O.	Cond.	Temp.
100	0	0	–	–	–	21.0
50	0	0	–	–	–	21.0
25	0	0	–	–	–	21.0
12.5	0	0	–	–	–	21.0
6.25	0	0	–	–	–	21.0
Control	0	0	–	–	–	21.0

Notes: Some test organisms floating in the 100% effluent. AW

48 hours

Date & Time 2012-12-16 15:25
Technician: AW

Test Conc. (%)	Mortality	Immobility	pH	D.O.	Cond.	Temp.
100	5	0	7.8	8.2	1180	21.0
50	0	0	8.2	8.3	874	21.0
25	0	0	8.3	8.3	711	21.0
12.5	0	0	8.4	8.4	620	21.0
6.25	0	0	8.4	8.4	576	21.0
Control	0	0	8.5	8.5	537	21.0

Notes: Some test organisms floating in the 100% effluent. AW

# of control organisms showing stress: 0
Daphnia Batch #: Dm12-24

Number immobile does not include number of mortalities.

– = not measured
* adjusted for actual temp. & barometric pressure

Test Data Reviewed By: [signature]
Date: 2012-12-19

AQUATOX

AquaTox Testing & Consulting Inc.
11B Nicholas Beaver Rd.
RR 3
Guelph ON N1H 6H9
Tel: (519) 763-4412 Fax: (519) 763-4419

TOXICITY TEST REPORT
Rainbow Trout

Work Order : 222785
Sample Number : 36185

SAMPLE IDENTIFICATION

Company :	SGS Lakefield Research Limited	Time Collected :	10:30
Location :	Lakefield ON	Date Collected :	2012-12-13
Substance :	Dec 13/12 LCT1 Comb Tls Day 56	Date Received :	2012-12-14
Sampling Method :	Grab	Date Tested :	2012-12-14
Sampled By :	B. Bowman	Temp. on arrival :	14.0 °C
Sample Description :	Clear, colourless, odourless.		

Test Method : Reference Method for Determining Acute Lethality of Liquid Effluents to Rainbow Trout. Environment Canada, EPS 1/RM/13 (2nd Edition, December 2000, with May 2007 amendments).

TEST RESULTS

Effect	Value	95% Confidence Limits	Slope	Calculation Method
96-h LC50	>100%	-	-	-

The results reported relate only to the sample tested.

POTASSIUM CHLORIDE REFERENCE TOXICANT DATA

Organism Batch :	T12-15		
Date Tested (yyyy-mm-dd) :	2012-12-04	Historical Mean LC50 :	3733 mg/L
LC50 (95% Confidence Limits) :	3660 mg/L (3414 - 3924)	Warning Limits (± 2SD) :	3140 - 4439 mg/L
Statistical Method :	Spearman-Kärber	Analyst(s) :	CL, FS

TEST FISH

Control Fish Sample Size :	10	Cumulative stock tank mortality :	0 % (prev. 7 days)
Mean Fish Weight (± 2 SD) :	0.44 ± 0.12 g	Mean Fish Fork Length (± 2 SD) :	37.4 ± 5.0 mm
Range of Weights :	0.34 - 0.53 g	Range of Fork Lengths :	32 - 40 mm
Fish Loading Rate :	0.4 g/L		

TEST CONDITIONS

Test Organism :	*Oncorhynchus mykiss*	Volume Tested (L) :	10
Sample Treatment :	None	Number of Replicates :	1
pH Adjustment :	None	Organisms Per Replicate :	10
Test Aeration :	Yes	Total Organisms Per Test Level :	10
Pre-aeration/Aeration Rate :	6.5 ± 1 mL/min/L	Test Method Deviation(s) :	None

Date: 2012-12-20
yyyy-mm-dd

Approved by: C. Lindsay
Project Manager

AQUATOX

TOXICITY TEST REPORT
Rainbow Trout

Work Order: 222785
Sample Number: 36185

Total Pre-Aeration Time (h)		pH	D.O. (mg/L)	Cond. (µmhos/cm)	Temp. (°C)	O_2 Sat. (%)*
	Initial Water Chemistry:	7.5	9.0	1084	15.0	–
0:30	Chemistry after 30min air:	7.4	9.4	1086	15.0	99

0 hours

Date & Time 2012-12-14 14:45
Technician: AW

Test Conc. (%)	Mortality	Immobility	pH	D.O.	Cond.	Temp.	O_2 Sat. (%)*
100	0	0	7.4	9.4	1086	15.0	99
50	0	0	7.7	9.5	956	15.0	
25	0	0	7.9	9.7	894	15.0	
12.5	0	0	7.9	9.7	860	15.0	
6.25	0	0	7.9	9.7	842	15.0	
Control	0	0	7.9	9.5	794	15.0	100

Notes:

24 hours

Date & Time 2012-12-15 14:45
Technician: AW

Test Conc. (%)	Mortality	Immobility	pH	D.O.	Cond.	Temp.
100	0	0	–	–	–	15.0
50	0	0	–	–	–	15.0
25	0	0	–	–	–	15.0
12.5	0	0	–	–	–	15.0
6.25	0	0	–	–	–	15.0
Control	0	0	–	–	–	15.0

Notes:

48 hours

Date & Time 2012-12-16 14:45
Technician: AW

Test Conc. (%)	Mortality	Immobility	pH	D.O.	Cond.	Temp.
100	0	0	–	–	–	15.0
50	0	0	–	–	–	15.0
25	0	0	–	–	–	15.0
12.5	0	0	–	–	–	15.0
6.25	0	0	–	–	–	15.0
Control	0	0	–	–	–	15.0

Notes:

72 hours

Date & Time 2012-12-17 14:45
Technician: FS

Test Conc. (%)	Mortality	Immobility	pH	D.O.	Cond.	Temp.
100	0	0	–	–	–	15.0
50	0	0	–	–	–	15.0
25	0	0	–	–	–	15.0
12.5	0	0	–	–	–	15.0
6.25	0	0	–	–	–	15.0
Control	0	0	–	–	–	15.0

Notes:

96 hours

Date & Time 2012-12-18 14:45
Technician: CN

Test Conc. (%)	Mortality	Immobility	pH	D.O.	Cond.	Temp.
100	0	0	6.5	9.2	1112	14.5
50	0	0	7.4	9.0	990	14.5
25	0	0	7.7	9.3	926	14.5
12.5	0	0	7.8	9.3	860	14.5
6.25	0	0	7.9	9.4	825	14.5
Control	0	0	8.0	9.5	785	14.5

Notes:

# of control organisms showing stress: 0
Trout Batch #: T12-15

Number immobile does not include number of mortalities.
* adjusted for actual temp. & barometric pressure
"–" = not measured

Test Data Reviewed By: JC
Date: 2012-12-19

CHAIN OF CUSTODY RECORD

AQUATOX

AquaTox Work Order No: 222785

Shipping Address: AquaTox Testing & Consulting Inc.
11B Nicholas Beaver Road, RR #3
Guelph, Ontario Canada N1H 6H9

Voice: (519) 763-4412 **Fax:** (519) 763-4419

P.O. Number:	Email invoice to Barb Bowman
Field Sampler Name (print):	Barb Bowman
Signature:	
Affiliation:	SGS Minerals Services
Sample Storage (prior to shipping):	ambient temperature in lab
Custody Relinquished by:	Barb Bowman
Date/Time Shipped:	2012-12-13 2:30 pm

Client: SGS Minerals Services
185 Concession Street, Box 4300
Lakefield, ON
K0L 2H0

Phone: (705) 652-2148

Fax: (705) 652-6365

Contact: Barb Bowman

Sample Identification					Analyses Requested									Sample Method and Volume		
Date Collected (yyyy-mm-dd)	Time Collected (e.g. 14:30, 24 hr clock)	Sample Name	AquaTox Sample Number	Temp. on arrival	Rainbow Trout Single Conccentration	Rainbow Trout LC50	*Daphnia magna* Single Concentration	*Daphnia magna* LC50	Fathead Minnow Survival & Growth	*Ceriodaphnia dubia* Survival & Reproduction	*Lemna minor* Growth	*Selenastrum capricornutum* Growth	Microtox	Grab	Composite	# of Containers and Volume (eg. 2 x 1L, 3 x 10L, etc.)
2012-12-13	10:30	Dec 13/12 LCT1 Comb Tls Day 56	36185	14.0		✓		✓						✓		1 x 20 L DK

For Lab Use Only

Received By:	DK
Date:	2012-12-14
Time:	8:40
Storage Location:	
Storage Temp.(°C)	

KP 2012-12-14

Please list any special requests or instructions:
EPS 1/RM/13 and 14 Methods

SGS Project Reference Number 13589-001

APPENDIX IX

GRAVITY AND LEACH TESTS – SGS CANADA INC.

An Investigation into

SCOPING LEVEL METALLURGICAL STUDY ON SAMPLES FROM THE REBEL ZONE

prepared for

ARCHER, CATHRO & ASSOCIATES (1981) LIMITED

Project 50303-001 – Final Report
July 26, 2013

NOTE:
The practice of this Company in issuing reports of this nature is to require the recipient not to publish the report or any part thereof without the written consent of SGS Minerals Services. This document is issued by the Company under its General Conditions of Service accessible at http://www.sgs.com/terms_and_conditions.htm. Attention is drawn to the limitation of liability, indemnification and jurisdiction issues defined therein. WARNING: The sample(s) to which the findings recorded herein (the 'Findings') relate was (were) drawn and / or provided by the Client or by a third party acting at the Client's direction. The Findings constitute no warranty of the sample's representativity of the goods and strictly relate to the sample(s). The Company accepts no liability with regard to the origin or source from which the sample(s) is/are said to be extracted. The findings report on the samples provided by the client and are not intended for commercial or contractual settlement purposes. Any unauthorized alteration, forgery or falsification of the content or appearance of this document is unlawful and offenders may be prosecuted to the fullest extent of the law. Test method information available upon request.

SGS Canada Inc. | 3260 Production Way, Burnaby, BC, V5A 4W4
Tel: (604) 638-2349 Fax: (604) 444-5486 www.met.sgs.com www.ca.sgs.com
Member of the SGS Group (SGS SA)

Table of Contents

Executive Summary ii

Introduction iii

Testwork Summary 1

1. Sample Receipt, Preparation and Characterisation 1
   1.1. Sample Receipt and preparation 1
   1.2. Head Assays 2
2. Metallurgical Testwork 2
   2.1. Grind Curve Determination 2
   2.2. Gravity Separation 3
   2.3. Atmospheric Acid Leach 3

Conclusions and Recommendations 6

Appendix A – Sample Preparation and Head Assays

Appendix B – Metallurgical Test Data

Appendix C – Particle Size Distributions

List of Tables

Table 1: Sample Inventory 1

Table 2: Head Assays (ICP scan) 2

Table 3: Grind Calibration Data 2

Table 4: Summary of Gravity Separation 3

Table 5: Acid Leach Test Condition 4

Table 6: Atmospheric Acid Leach Metal Recovery 4

Table 7: Head Assays of Composite A & B 6

List of Figures

Figure 1: Cu & Zn Stage Recovery for Comp A 5

Figure 2: Cu & Zn Stage Recovery for Comp B 5

Executive Summary

The scope of this metallurgical test program included the investigation of metals - Ag, Sn, Cu, Zn, Pb & In recovery from the Rebel project samples supplied by Archer, Cathro & Associates Limited.

Two composites (A & B) were prepared by splitting 1kg of material from each crushed samples and blended together to form a composite. The head grade of the composite A & B are presented in table below.

Composite	Head Grade					
	Ag (g/t)	Cu (%)	Pb (%)	Zn (%)	In (ppm)	Sn (ppm)
Comp A	22.0	0.13	0.35	1.05	24.3	250
Comp B	15.5	0.09	0.26	1.55	15.7	220

Two test grinds were performed for each composite in a 2 kg laboratory mill (rod) to calibrate grind time for subsequent bench testing.

Two stage gravity separation tests (Wilfley shaking table & Knelson concentrator) recovered 25.8% and 36.8% of the silver from Comp A & B respectively with 55.4 g/t and 227.0 g/t of Ag in Wilfley concentrates. Tin was recovered up to 10.1% & 3.2% from comp A & B to a concentrate (Wilfley) of Sn at 330 ppm & 290 ppm respectively.

The silver recovery by gravity separation of the A & B composites is considered acceptable with very low tin recovery in both Composites. It is likely that a processing plant for material from the Rebel zone will benefit from the inclusion of a gravity concentration circuit for Ag.

Four atmospheric acid leach tests were conducted on comp A & B at pHs of 1.0 & 2.5 (controlled) to investigate the response of Cu, Zn, Pb, In & Ag recovery. Leach residence time was 6.0 hours for each test, reaching a plateau after 4 hours of leach residence time.

Pb, In and Ag recovery were negligible for both composites A & B under these test (atmospheric acid leach) conditions. The highest copper and zinc extractions, 51.3% & 88.3% respectively, from comp B were obtained at pH 1.0 . Comp A yielded recoveries of 24.7% & 57.5% of Cu & Zn respectively at pH 1.0. Reducing the acid addition resulted in lower recoveries of both copper for both comp A & B. Both composites showed lower ORP at pH 2.5 (controlled) than pH 1.0 condition, due to the lack of oxidant which impacted Cu recovery directly.

Introduction

A scoping level metallurgical test program was conducted for Archer, Cathro & Associates (1981) Ltd. on two different ore types from the Rebel project, located in the Yukon territory. The samples were collected and submitted by Archer, Cathro & Associates (1981) Ltd. All testwork was conducted by SGS. Unless otherwise stated, all the work referenced in this report was completed under the internal SGS project number CAVM-50303-001.

The intention of this test program was to conduct scoping level metallurgical testwork to investigate the extraction of Ag, Sn, Cu, Zn, Pb and In efficiently. All test results and work conditions are presented in the attached appendices. The testing program was completed over the months of December, 2012 to February, 2013. Mr. Andrew Carne of Archer, Cathro & Associates (1981) Ltd. was regularly updated with the results as testwork progressed.

Subrata Roy, M.A.Sc.
Junior Metallurgist, Metallurgical Operations

Jake Lang, B.E.Sc.
Manager Metallurgy, Metallurgical Operations

Experimental work by: Courtney Jelinek & Subrata Roy
Report preparation by: Subrata Roy
Reviewed by: Jake Lang

Testwork Summary

1. Sample Receipt, Preparation and Characterisation

1.1. Sample Receipt and preparation

Two composites (Comp A & Comp B) representing two differing ore types from the Rebel zone arrived on one skid (14 rice bags) and were received at the SGS sample preparation facility in Burnaby, BC on November, 2012. The shipment was assigned the receipt no VAN-460. The samples were inspected as received, inventoried and weighed. Table 1 represents the sample inventory received by SGS. Composites were prepared by splitting 1kg of material from each crushed sample and blended to form a composite. Composite A & B weights were 21kg and 22kg respectively. Unused portions were stored for possible future testwork. The composite samples were stage crushed separately to 100% passing 10 mesh, blended thoroughly and split into 2 kg test charges with a rotary splitter.

Table 1: Sample Inventory

Composite A			Composite B		
Workorder	***Sample #***	***kg***	***Workorder***	***Sample #***	***kg***
WH12190150	K979452	1.36	WH12190151	K979479	2.20
WH12190151	K979497	1.27	WH12190151	K979480	1.05
WH12190151	K979498	1.02	WH12190151	K979482	2.00
WH12193345	L840224	1.70	WH12190151	K979483	2.40
WH12195384	L862058	1.35	WH12190151	L840212	1.70
WH12195384	L862059	2.25	WH12193347	L860193	2.00
WH12195386	L862176	2.10	WH12193347	L860194	1.85
WH12199282	L862485	2.20	WH12193347	L860198	2.61
WH12193348	L862891	1.50	WH12193347	L860199	2.65
WH12193348	L862892	1.40	WH12195385	L862095	1.93
WH12193348	L862893	1.28	WH12195385	L862112	2.33
WH12193348	L862894	1.32	WH12195386	L862148	1.90
WH12193349	L862922	2.38	WH12195386	L862149	1.91
WH12193349	L862933	1.30	WH12195386	L862153	2.60
WH12193349	L862934	1.20	WH12195386	L862154	1.85
WH12193349	L862935	1.30	WH12199283	L862312	2.40
WH12193349	L862942	1.20	WH12199283	L862313	2.28
WH12193349	L862943	1.05	WH12199284	L862382	2.14
WH12193349	L862944	1.17	WH12199280	L862425	2.30
WH12193349	L862948	1.40	WH12193347	L862853	2.25
WH12195383	L862966	1.50	WH12193347	L862857	2.03
Total Wt.		31.3	WH12193347	L862884	3.38
			Total Wt.		47.8

1.2. Head Assays

A sub-sample (~100 g) was split out from one of the 2kg test charges for each composite and submitted for head analysis for Ag, Cu, Zn, Pb, In and full ICP scan. Table 2 represents the head assays summarized results.

Table 2: Head Assays (ICP scan)

Element	UNITS	Comp A	Comp B	Element	UNITS	Comp A	Comp B
Ag	*g/t*	22.0	15.5	**La**	*ppm*	30.0	30.0
Au	*g/t*	0.03	<0.01	**Li**	*ppm*	100	80.0
Cu	*%*	0.11	0.11	**Mg**	*%*	3.04	3.43
Pb	*%*	0.31	0.24	**Mn**	*ppm*	3100	2620
Zn	*%*	1.02	1.93	**Mo**	*ppm*	<10.0	<10.0
In	*ppm*	24.3	15.7	**Ni**	*ppm*	60.0	70.0
Al	*%*	5.86	5.73	**P**	*%*	0.15	0.15
As	*ppm*	2990	4700	**Sb**	*ppm*	70.0	<50.0
Ba	*ppm*	1330	780	**Sc**	*ppm*	24.0	25.0
Be	*ppm*	<5.00	<5.00	**Sn**	*ppm*	250	220
Ca	*%*	1.40	4.20	**Sr**	*ppm*	40.0	50.0
Cd	*ppm*	70.0	90.0	**Ti**	*%*	1.40	1.47
Cr	*ppm*	70.0	130	**V**	*ppm*	270	260
Co	*ppm*	30.0	20.0	**W**	*ppm*	270	160
Fe	*%*	16.9	9.36	**Y**	*ppm*	22.0	23.0
K	*%*	1.60	1.70				

2. Metallurgical Testwork

2.1. Grind Curve Determination

Two test grinds were performed for each composite in a 2 kg laboratory mill (rod) to calibrate grind time for subsequent bench testing. Results are presented in Table 3.

Table 3: Grind Calibration Data

Sample ID	Grind Time, min	K_{80}, µm	Predicted time, min	Target K_{80}, µm
Comp A	30	69	30.3	74
	15	126		
Comp B	30	48	25.4	74
	15	198		

2.2. Gravity Separation

A two-stage gravity separation test was completed on each composite; A & B were ground to 80% passing 77 and 98 µm respectively and processed through a Wilfley shaking table, with collection of the concentrates and tailings. The Wilfley concentrate was assayed for Ag & Sn. The Wilfley tailings were further processed through a Knelson MD-3 concentrator. The Knelson concentrate and tailings were both assayed for Ag and Sn . The combined gravity tailings were stored for possible downstream testing. The details of the gravity test procedures are presented in Appendix C and summary of results reported in Table 4.

Table 4: Summary of Gravity Separation

Composite	Stream	Wt, g	Wt, %	Assay - g/t, ppm*		Distribution - %	
				Sn*	Ag	Sn*	Ag
Comp A	Wilfley Conc.	789.3	7.9	330	55.4	9.48	23.7
	Knelson Conc.	68.0	0.7	280	56.1	0.69	2.1
	Combined Tailing	9142.7	91.4	270	15.0	89.8	74.3
	Calc. Feed	10000	100	275	18.5	100	100
	Direct Head Grade			250	22.0		
Comp B	Wilfley Conc.	208.1	2.1	290	227.0	2.5	33.8
	Knelson Conc.	71.1	0.7	250	60.0	0.7	3.0
	Combined Tailing	9720.8	97.2	240	9.10	96.8	63.2
	Calc. Feed	10000	100	241	14.0	100	100
	Direct Head Grade			220	15.5		

The results indicate that 25.8% and 36.8% of the silver were recoverable from Comp A & B respectively by two stage gravity separation to a concentrate (Wilfley) containing 55.4 g/t and 227 g/t of Ag respectively. The calculated silver head assay agreed well for Comp A with the direct head assays, but Comp A is around 15% off. Also, 10.1% & 3.2% of Sn were recovered from comp A & B respectively to a concentrate (Wilfley) containing 330 ppm & 290 ppm of Sn from Comp A & B respectively.

The silver recovery by gravity separation for the two composite is considered acceptable with overall very low tin recovery in both composite. It is likely that a processing plant for material from the Rebel zone will benefit from the inclusion of a gravity concentration circuit. It is recommended to conduct detailed gravity separation tests at different grind sizes in the next stage of testing to further substantiate the above results along with variability testing.

2.3. Atmospheric Acid Leach

A series of sulphuric acid leaches were performed on the two composites A & B at two different pH ranges. In these tests, samples were leached for 6 hours at ambient temperature (no control) at 30% initial pulp density with controlled concentrated sulphuric acid. The pH of the pulp was maintained at pH 1 & 2.5 using sulphuric acid. Each leach test used 500 g of sample. Kinetic samples of the pulp were collected after 0.5, 1, 2, 3, 4.5 and 6 hours using a syringe. The samples were filtered and the weights of

pulp and PLS were recorded. Solids were returned to the reactor. Kinetic solution samples were analysed for Cu, Pb, Zn, In and Ag. After the residence time was over (6 hours), the reactor contents were filtered and the final filtrate (PLS) was obtained. The pH, ORP, density and free acid concentration of the final filtrate were measured.

For all tests, the residue was washed three times with de-ionized water, filtered and dried. Subsamples were cut from the dry residues and analysed for metal content. The remainder of the dry solids were stored for further testwork.

Table 5 represents the detailed conditions of each leach test. Table 7 shows summarized metal recoveries for the two composites at the two different test pH.

Table 5: Acid Leach Test Condition

Test Series	**Atmospheric Sulphuric Acid Leaching**			
Sample	**Comp A**	**Comp A**	**Comp B**	**Comp B**
Test ID	**AL-Comp A pH 1.0**	**AL-Comp A pH 2.5**	**AL-Comp B pH 1.0**	**AL-Comp B pH 2.5**
Leaching Reagent	Sulphuric Acid, Controlled			
Oxidant	N/A			
Time, hr	6.0	6.0	6.0	6.0
Temperature, °C	33.2	26.1	31.6	26.0
Initial Pulp, % Solid	30.0	30.0	30.0	30.0
ORP, mV	457	397	425	265
Target pH	1.0	2.5	1.0	2.5
Acid Addition, kg/t	124.6	47.7	184.4	115.5
Acid Consumption, kg/t	87.4	41.1	147.0	114.2

Table 6: Assays for Final Pregnant Solution and Wash Solution

Sample	**Comp A**		**Comp A**		**Comp B**		**Comp B**	
Test ID	**AL-Comp A pH 1.0**		**AL-Comp A pH 2.5**		**AL-Comp B pH 1.0**		**AL-Comp B pH 2.5**	
Assays	**Final PLS**	**Wash Solution**	**Final PLS**	**Wash Solution**	**Final PLS**	**Wash Solution**	**Final PLS**	**Wash Solution**
Cu, mg/L	96.8	19.6	63.8	15.1	129.4	46.4	62.8	15.2
Zn, mg/L	1880	432	1340	383	4770	1670	4170	908
Pb, mg/L	5.00	3.00	3.00	2.00	5.00	4.00	4.00	2.00
In, mg/L	0.99	0.18	0.20	0.03	0.68	0.25	0.02	0.00
Ag, mg/L	0.08	0.08	<0.08	<0.08	<0.08	<0.08	<0.08	<0.08

Table 7: Atmospheric Acid Leach Metal Recovery

Test Series	**Metal Recvory , %**			
Sample	**Comp A**	**Comp A**	**Comp B**	**Comp B**
Test ID	**AL-Comp A pH 1.0**	**AL-Comp A pH 2.5**	**AL-Comp B pH 1.0**	**AL-Comp B pH 2.5**
Cu	24.7	18.6	51.3	22.6
Zn	57.0	57.2	88.3	78.0
Pb	1.00	0.00	0.00	0.00
In	0.00	0.00	0.00	0.00
Ag	0.00	0.00	0.00	0.00

Copper extraction ranged from 18.6% to 51.3% with the best result originating from comp B at lower pH (1.0). Zn extractions were higher - ranging from 57.0% to 88.3%. Pb, In and Ag extraction were negligible.

Both composites showed lower ORP at pH 2.5 (controlled) than pH 1.0, due to the lack of oxidant which impacts Cu & Zn recovery directly.

Acid consumptions were considered to be medium to high. The highest amounts of Cu and Zn leached were in Comp B @ pH 1.0, which explains why this test had higher acid consumption (147.0 kg/t). Figure 1 & Figure 2 represent the staged Cu & Zn recovery of Comp A & B at pH 1.0 & 2.5. The leaching kinetics of Cu & Zn recovery are average, reaching maximum recovery plateau within 1.0 hrs for pH 1.0.

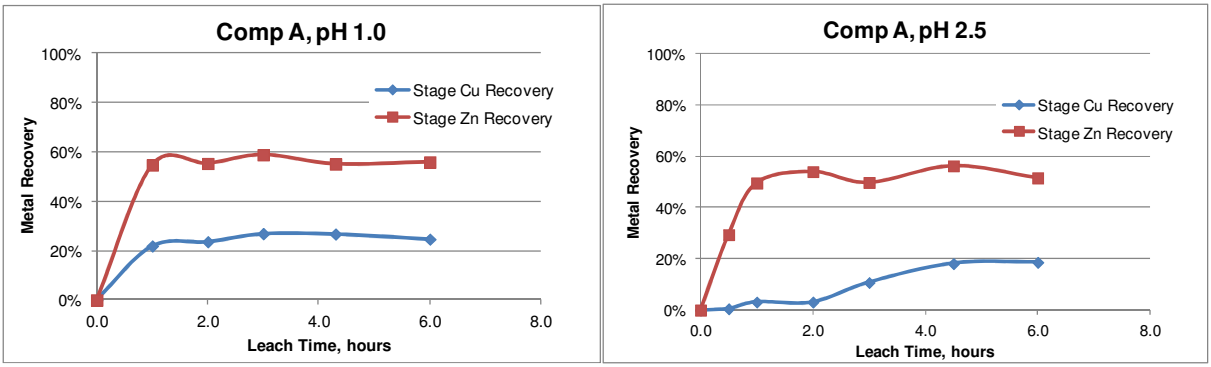

Figure 1: Cu & Zn Staged Recovery for Comp A

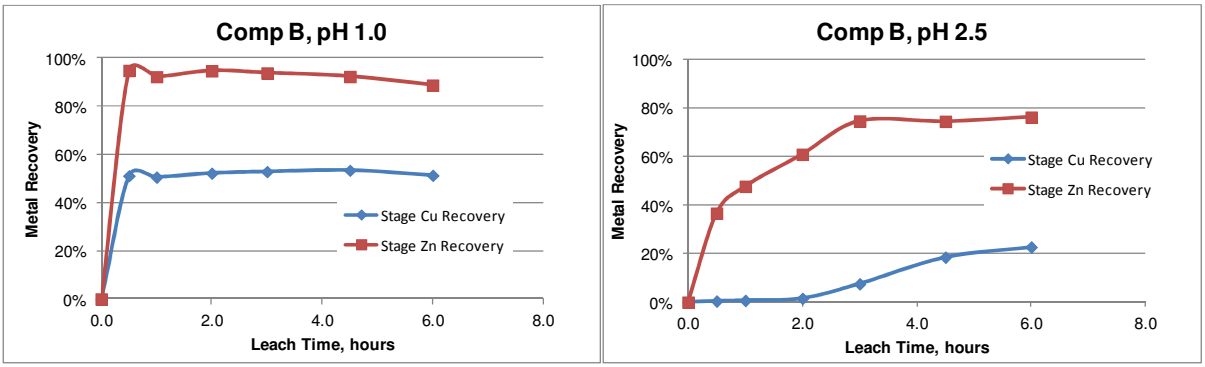

Figure 2: Cu & Zn Staged Recovery for Comp B

Conclusions and Recommendations

The testwork program was completed using material originating from samples representing the Rebel zone, supplied by Archer, Cathro and Associates (1981) Limited. Two composites were formed with the following characteristics:

- The head assay of composites A & B are presented in Table 8.

Table 8: Head Assays of Composites A & B

Composite	Head Grade					
	Ag (g/t)	Cu (%)	Pb (%)	Zn (%)	In (ppm)	Sn (ppm)
Comp A	22.0	0.13	0.35	1.05	24.3	250
Comp B	15.5	0.09	0.26	1.55	15.7	220

- Gravity separation tests (combined Wilfley & Knelson) recovered 25.8% and 36.8% of silver from Comp A & B respectively with concentrate grades (Wilfley) of 55.4 g/t and 227.0 g/t Ag. Also, 10.1% & 3.2% of Sn was recovered from comps A & B to a concentrate (Wilfley) grading 330 ppm & 290 ppm Sn respectively.

- Silver recovery by gravity separation of the A & B composites is considered acceptable. It is recommended to conduct gravity separation tests at different grind sizes with variability samples to further substantiate the above results.

- The whole ore atmospheric acid leach tests produced Zn recoveries ranging from 57.5% to 88.3% and copper recoveries ranging from 18.6% to 51.3%. The amenability of Pb, In and Ag to atmospheric acid leaching was negligible. Reducing the acid addition resulted in lower copper recoveries for both comp A & B.

- Acid consumptions were considered to be medium to high. The highest amounts of Cu and Zn leached were in Comp B @ pH 1.0, which explains why this had higher acid consumption (147.0 kg/t). The leaching kinetics of Cu & Zn recovery is average, reaching maximum recovery plateau within 1.0 hrs for pH 1.0.

- Further acid leach tests are recommended at higher temperature and high pressure and at different grind sizes to investigate the effects on recovery of metals.

- Flotation test work is also recommended to investigate the Cu, Zn & Pb recovery.

- Testing additional ore lithologies and special samples is recommended.

Appendix A – Sample Preparation and Head Assays

Certificate of Analysis

Work Order: VC123515

To: **Met - Subrata Roy**
F400101 SGS CANADA INC
50-655 WEST KENT AVE NORTH
VANCOUVER BC V6P 6T7

Date: Dec 27, 2012

P.O. No.	:	PO: 50303-001 / TEST: Head Assay
Project No.	:	50303-001
No. Of Samples	:	2
Date Submitted	:	Dec 13, 2012
Report Comprises	:	Pages 1 to 5 (Inclusive of Cover Sheet)

Distribution of unused material:
Active files - upstairs:

Certified By : _____
Cam Chiang
Senior Chemist & Coordinator

SGS Minerals Services Geochemistry Vancouver conforms to the requirements of ISO/IEC 17025 for specific tests as listed on their scope of accreditation which can be found at http://www.scc.ca/en/search/palcan/sgs

Report Footer:

L.N.R. = Listed not received
n.a. = Not applicable
I.S. = Insufficient Sample
-- = No result

*INF = Composition of this sample makes detection impossible by this method

M after a result denotes ppb to ppm conversion, % denotes ppm to % conversion

Methods marked with an asterisk (e.g. *NAA08V) were subcontracted
Methods marked with the @ symbol (e.g. @AAS21E) denote accredited tests

This document is issued by the Company under its General Conditions of Service accessible at http://www.sgs.com/terms_and_conditions.htm. Attention is drawn to the limitation of liability, indemnification and jurisdiction issues defined therein.

WARNING: The sample(s) to which the findings recorded herein (the "Findings") relate was (were) drawn and / or provided by the Client or by a third party acting at the Client's direction. The Findings constitute no warranty of the sample's representativity of the goods and strictly relate to the sample(s). The Company accepts no liability with regard to the origin or source from which the sample(s) is/are said to be extracted. The findings report on the samples provided by the client and are not intended for commercial or contractual settlement purposes. Any unauthorized alteration, forgery or falsification of the content or appearance of this document is unlawful and offenders may be prosecuted to the fullest extent of the law.

Final : VC123515 Order: PO: 50303-001 / TEST: Head Assay

Element	Ag	Au	Cu	Pb	Zn	In	Al	As	Ba	Be
Method	AAS42E	FAA303	ICP90Q	ICP90Q	ICP90Q	ICM90A	ICP90A	ICP90A	ICP90A	ICP90A
Det.Lim.	0.3	0.01	0.01	0.01	0.01	0.2	0.01	30	10	5
Units	g/t	g/t	%	%	%	ppm	%	ppm	ppm	ppm
Comp A	22.0	0.03	0.113	0.307	1.021	24.3	5.86	2990	1330	<5
Comp B	15.5	<0.01	0.108	0.237	1.928	15.7	5.73	4700	780	<5

This document is issued by the Company under its General Conditions of Service accessible at http://www.sgs.com/terms_and_conditions.htm. Attention is drawn to the limitation of liability, indemnification and jurisdiction issues defined therein.

WARNING: The sample(s) to which the findings recorded herein (the "Findings") relate was (were) drawn and / or provided by the Client or by a third party acting at the Client's direction. The Findings constitute no warranty of the sample's representativity of the goods and strictly relate to the sample(s). The Company accepts no liability with regard to the origin or source from which the sample(s) is/are said to be extracted. The findings report on the samples provided by the client and are not intended for commercial or contractual settlement purposes. Any unauthorized alteration, forgery or falsification of the content or appearance of this document is unlawful and offenders may be prosecuted to the fullest extent of the law.

Final : VC123515 Order: PO: 50303-001 / TEST: Head Assay

Element	Ca	Cd	Cr	Co	Cu	Fe	K	La	Li	Mg
Method	ICP90A	ICP90A	ICP90A	ICP90A	ICP90A	ICP90A	ICP90A	ICP90A	ICP90A	ICP90A
Det.Lim.	0.1	10	10	10	10	0.01	0.1	10	10	0.01
Units	%	ppm	ppm	ppm	ppm	%	%	ppm	ppm	%
Comp A	1.4	70	70	30	1320	16.9	1.6	30	100	3.04
Comp B	4.2	90	130	20	920	9.36	1.7	30	80	3.43

This document is issued by the Company under its General Conditions of Service accessible at http://www.sgs.com/terms_and_conditions.htm. Attention is drawn to the limitation of liability, indemnification and jurisdiction issues defined therein.

WARNING: The sample(s) to which the findings recorded herein (the "Findings") relate was (were) drawn and / or provided by the Client or by a third party acting at the Client's direction. The Findings constitute no warranty of the sample's representativity of the goods and strictly relate to the sample(s). The Company accepts no liability with regard to the origin or source from which the sample(s) is/are said to be extracted. The findings report on the samples provided by the client and are not intended for commercial or contractual settlement purposes. Any unauthorized alteration, forgery or falsification of the content or appearance of this document is unlawful and offenders may be prosecuted to the fullest extent of the law.

Final : VC123515 Order: PO: 50303-001 / TEST: Head Assay

Element	Mn	Mo	Ni	P	Pb	Sb	Sc	Sn	Sr	Ti
Method	ICP90A	ICP90A	ICP90A	ICP90A	ICP90A	ICP90A	ICP90A	ICP90A	ICP90A	ICP90A
Det.Lim.	10	10	10	0.01	20	50	5	50	10	0.01
Units	ppm	ppm	ppm	%	ppm	ppm	ppm	ppm	ppm	%
Comp A	3100	<10	60	0.15	3510	70	24	250	40	1.40
Comp B	2620	<10	70	0.15	2610	<50	25	220	50	1.47

This document is issued by the Company under its General Conditions of Service accessible at http://www.sgs.com/terms_and_conditions.htm. Attention is drawn to the limitation of liability, indemnification and jurisdiction issues defined therein.

WARNING: The sample(s) to which the findings recorded herein (the "Findings") relate was (were) drawn and / or provided by the Client or by a third party acting at the Client's direction. The Findings constitute no warranty of the sample's representativity of the goods and strictly relate to the sample(s). The Company accepts no liability with regard to the origin or source from which the sample(s) is/are said to be extracted. The findings report on the samples provided by the client and are not intended for commercial or contractual settlement purposes. Any unauthorized alteration, forgery or falsification of the content or appearance of this document is unlawful and offenders may be prosecuted to the fullest extent of the law.

Final : VC123515 Order: PO: 50303-001 / TEST: Head Assay

Element	V	W	Y	Zn
Method	ICP90A	ICP90A	ICP90A	ICP90A
Det.Lim.	10	50	5	10
Units	ppm	ppm	ppm	ppm
Comp A	270	270	22	10500
Comp B	260	160	23	15500

This document is issued by the Company under its General Conditions of Service accessible at http://www.sgs.com/terms_and_conditions.htm. Attention is drawn to the limitation of liability, indemnification and jurisdiction issues defined therein.

WARNING: The sample(s) to which the findings recorded herein (the "Findings") relate was (were) drawn and / or provided by the Client or by a third party acting at the Client's direction. The Findings constitute no warranty of the sample's representativity of the goods and strictly relate to the sample(s). The Company accepts no liability with regard to the origin or source from which the sample(s) is/are said to be extracted. The findings report on the samples provided by the client and are not intended for commercial or contractual settlement purposes. Any unauthorized alteration, forgery or falsification of the content or appearance of this document is unlawful and offenders may be prosecuted to the fullest extent of the law.

SGS

SAMPLE PREPARATION AND COMPOSITING INSTRUCTIONS

Receipt Number: _____ Date: 12 Dec, 2012
Project Number: CAVM-50303-001 Metallurgist: Subrata Dept.: MET
Name of Company: Archer Cathro.
Name of Samples: Composite A & B

Crushing Information: (Indicate Size Required)

Jaw Crush to: -2" ☐ -1" ☐ -3/4" ☐ -1/2" ☐ -3/8" ☐
-3 Mesh (1/4") ☐ -6 Mesh (3.3 mm) ☐ **Riffle and Store** ☐
Roll Crush to: -10 Mesh (2 mm) ☒ -20 Mesh (0.84 mm) ☐ **Riffle and Store** ☒

Analyses Required:

Head Sample: Yes Number: 1 × Weight of Each
Chemical Analyses: Ag, Au, Pb, Cu, Zn, In & ICP scan
Bucking Room:
Mineralogy: N/A
Other:

Storage Information:

Freezer Storage: ☐ Sample Plant Storage: ☐ Other: As delivered

Compositing Instructions:

1. Composites will be prepared by splitting 1kg of material from each crushed sample interval and blending to form a composite, as shown in the attached spreadsheet. Composite A will weigh 21kg, and composite B will weigh 22 kg. Unused portions of sample shall be stored for possible future testwork.
2. Once blended, composites will be stage crushed to minus 10 mesh.
3. Then blend it homogenously.
4. Rotary split to 2kg test charges.
5. Split head assay from one 2kg charges per composite
6. Submit head assay for Au, Ag, Pb, Cu, Zn, In & ICP scan

Charges Required: **(Please list all charges by number, weight and mesh size,** eg. 10 × 2 kg, -10M)

Sample ID	Test Charge Location	Charge #	Unit Wt. (kg)
1		2	1
2		2	1
3		2	1
4		**2**	1
5		2	1
6		2	1
7		2	1
8		2	1

COMPLETED BY: _____ **DATE COMPLETED:** _____

Appendix B – Metallurgical Test Data

Project No.: 50303-001 **Project Technologist:** SR
Client: Archer & Cathro **Date of Test:** 20-Dec-12

Test No.: AL-Comp A pH 1.0

Objective: 6-hr leach test, **Comp A**, 30% solids, 74 micron, ambient temp, pH 1.0 controlled

Procedure:

1. Review MSDS for concentrated sulphuric acid (H_2SO_4).
2. Set up 2 L glass leach vessel with vapour condenser, mixer, pH and ORP probes.
   Note: No metal exposed surfaces.
3. Grind the sample to (based on grind cal) to get 80% passing 74µm.
4. Accurately measure DI water per calculated values (see below).
5. Obtain 500 g sample (as DRY weight) of ground sample.
6. Add slurry sample to DI water in vessel - make sure that all of the sample is below liquid level.
7. Start mixer.
8. Record pH, temperature and ORP per checklist below.
9. If the measured pH is higher than 1, add conc. H2SO4 in dropwise fashion to target pH 1 +/- 0.1.
10. Record weight of conc. H_2SO_4 added in table below.
11. Collect ~15 mL aliquot samples as per table below. Filter and submit for chemical analysis. Return solids to vessel.
12. DO NOT COLLECT ALIQUOTS soon after H_2SO_4 addition. Sample first, and then make pH modification.
13. When total time has elapsed stop mixer.
14. Weigh and record tare weight of pan and paper.
15. Vacuum final leach slurry. Measure density and weight of PLS. Collect sample of PLS to submit to lab.
16. Repulp 2X with 1 L DI water. Followed by final displacement with 1 L DI water. Combine wash solution filtrate.
17. Measure density and weight of wash solution. Collect sample and submit to lab.
18. Weigh wet filtercake in pan and record weight.
19. Dry in oven to constant weight. Record final weight of dried product.
20. Submit dried solids for lab analysis.

Data:

Time	sample	H2SO4 soln added (g)	pH	ORP	Temp ºC	Notes
0 hr 0 min	---		7.35	50	25	DI used to rinse solids back into vessel (mL)
0 hr 2 min	---	63.59	1.08	450	34	
0 hr 15 min	---		0.90	-	34	
0 hr 30 min	---		0.83	-	34	
1 hr 0 min	yes		0.70	462	34	29.2
1 hr 30 min	---		0.71	-	34	
2 hr 0 min	yes		0.72	463	34	32.5
2 hr 30 min	---		0.77	-	34	
3 hr 0 min	yes		0.77	462	32	20.1
3 hr 30 min	---		-	-	32	
4 hr 0 min	---		-	-	33	
4 hr 30 min	yes		0.87	467	33	18.5
5 hr 0 min	---		0.90	460	33	
5 hr 30 min	---		-	-	32	
6 hr 0 min	---		0.92	457	32	
TOTAL	-	63.59	g	-	-	Added DIW = 100.3 g

average =	0.83	460	33.2
final reading =	0.92	457	32.0

Notes:

	S.G.			Samples sent for analysis		
	Vol. (mL)	Mass (g)	S.G. (g/L)	Tare (g)	e+sol'n (g) Mass (g)	
1 hr 0 min	40.38	41.554	1.0290		41.554	
2 hr 0 min	47.28	48.695	1.0300		48.695	
3 hr 0 min	42.92	44.246	1.0310		44.246	
4 hr 30 min	41.25	42.450	1.0290		42.450	
PLS	1239.88	1276.7	1.0297		1239.9	*Total volume collected
Wash	1930.00	1935.8	1.0030		1930.0	*Total volume collected

Project No.: 50303-001
Client: Archer & Cathro

Date: 20-Dec-12

Test No.: **AL-Comp A pH 1.0**

Objective: 6-hr leach test, Comp A, 30% solids, 74 micron, ambient temp, pH 1.0 controlled

SOLIDS ANALYSIS:

	weight (g)	Cu (%)	Pb (%)	Zn (%)	In (ppm)	Ag (g/t)
Sample ore feed	500	0.13	0.35	1.05	24.3	22.0
Residue	466.7	0.11	0.33	0.55	26.4	18.9

LIQUOR ANALYSIS:

	weight (g)	volume (L)	density (g/L)	Cu mg/L	Pb mg/L	Zn mg/L	In mg/L	Ag mg/L	FA g/L
1:00	41.6	0.040	1029	82.6	5.00	1770	0.86	<0.08	-
2:00	48.7	0.047	1030	89.7	5.00	1800	0.89	<0.08	-
3:00	44.2	0.043	1031	102.9	5.00	1930	1.03	<0.08	-
4:30	42.5	0.041	1029	103.6	5.00	1830	1.00	<0.08	-
6:00 PLS	1276.7	1.240	1030	96.8	5.00	1880	0.99	<0.08	15
Wash	1935.8	1.930	1003	19.6	3.00	432	0.18	<0.08	-

MASS BALANCE:

	total weight (g)	total volume (L)	Cu (mg)	Pb mg/L	Zn mg/L	In mg/L	Ag mg/L
Ground solids	500	---	660	1755	5250	121500	110000
1:00	42	0.040	3.33	0.20	71.5	0.03	0.00
2:00	49	0.047	4.24	0.24	85.1	0.04	0.00
3:00	44	0.043	4.42	0.21	82.8	0.04	0.00
4:30	42	0.041	4.27	0.21	75.5	0.04	0.00
6:00 PLS	1277	1.240	120.0	6.20	2331.0	1.23	0.10
Wash	1936	1.930	37.8	5.79	833.8	0.35	0.15
Residue	467	---	532	1545	2576	123209	88206
TOTAL IN			660	1755	5250	121500	110000
TOTAL OUT			706	1558	6056	123211	88207
% accountability			107%	89%	115%	101%	80%

	Amount		Assay (% or mg/L)					Total grams					Distribution (%)				
Product	(g)	(mL)	Cu	Pb	Zn	In	Ag	Cu	Pb	Zn	In	Ag	Cu	Pb	Zn	In	Ag
Feed solids	500	---	0.13	0.35	1.05	24.30	22.00	0.66	1.76	5.25	121.5	110.0	---				
Final residue	467	---	0.11	0.33	0.55	26.40	18.90	0.53	1.54	2.58	123.2	88.2	75.3%	99.2%	42.5%	100.0%	100.0%
1:00 aliquot	---	40	82.6	5.00	1770.0	0.9	0.1	0.00	0.00	0.07	0.00	0.00	0.47%	0.01%	1.18%	0.00%	0.00%
2:00 aliquot	---	47	89.7	5.00	1800.0	0.9	0.1	0.00	0.00	0.09	0.00	0.00	0.60%	0.02%	1.41%	0.00%	0.00%
3:00 aliquot	---	43	102.9	5.00	1930.0	1.0	0.1	0.00	0.00	0.08	0.00	0.00	0.63%	0.01%	1.37%	0.00%	0.00%
4:30 aliquot	---	41	103.6	5.00	1830.0	1.0	0.1	0.00	0.00	0.08	0.00	0.00	0.61%	0.01%	1.25%	0.00%	0.00%
Leach filtrate	---	1240	96.8	5.00	1880.0	1.0	0.1	0.12	0.01	2.33	0.00	0.00	17.0%	0.40%	38.5%	0.00%	0.00%
Wash filtrate	---	1930	19.6	3.00	432.0	0.2	0.1	0.04	0.01	0.83	0.00	0.00	5.36%	0.37%	13.8%	0.00%	0.00%
Calculated head	---	---	**0.14**	**0.31**	**1.21**	**24.6**	**17.6**	0.71	1.56	6.1	123.2	88.2	1.0	1.0	1.0	1.0	1.0
Calculated recovery								**25%**	1%	**57%**	0%	0%					

ACID CONSUMPTION:

Total acid added =	62.32	g as 100% H2SO4 =	125 kg/t
Final acid in PLS =	18.60	g as 100% H2SO4 =	37.2 kg/t
Gross acid consumption =	43.72	g as 100% H2SO4 =	87.4 kg/t
Equivalent acid consumption for Cu =	0.27	g as 100% H2SO4 =	0.54 kg/t
Net acid consumption =	43.45	g as 100% H2SO4 =	86.9 kg/t

Overall test average pH =	0.83
Final pulp pH =	0.92
Final pulp ORP =	457 mV

STAGED RECOVERY:

Time (hours)	Cu (mg/L)	Zn mg/L	98% H_2SO_4 added (L)	cumu H_2SO_4 (g)	cumu H_2SO_4 (kg/t)	aliquot volume (L)	DI water added (L)	staged PLS volume (L)	staged % Cu rec.	staged % Zn rec.
0.0	---	---	0.035	62.3	---	0	0	1.836	0%	0%
1.0	82.6	1770.0	0.000	0.0	0	0.040	0.029	1.870	22%	55%
2.0	89.7	1800.0	0.000	0.0	0	0.047	0.033	1.859	24%	55%
3.0	102.9	1930.0	0.000	0.0	0	0.043	0.020	1.844	27%	59%
4.3	103.6	1830.0	0.000	0.0	0	0.041	0.019	1.822	27%	55%
6.0	96.8	1880.0	0.000	0.0	0	0	0	1.799	25%	56%

Project No.: 50303-001 **Project Technologist:** SR
Client: Archer & Cathro **Date of Test:** 20-Dec-12

Test No.: AL-Comp A pH 2.5

Objective: 6-hr leach test, **Comp A**, 30% solids, 74 micron, ambient temp, pH 2.5 controlled

Procedure:

1. Review MSDS for concentrated sulphuric acid (H_2SO_4).
2. Set up 3 L glass leach vessel with vapour condenser, mixer, pH and ORP probes.
   Note: No metal exposed surfaces.
3. Grind the sample to (based on grind cal) to get 80% passing 74µm.
4. Accurately measure DI water per calculated values (see below).
5. Obtain 500 g sample (as DRY weight) of ground sample.
6. Add slurry sample to DI water in vessel - make sure that all of the sample is below liquid level.
7. Start mixer.
8. Record pH, temperature and ORP per checklist below.
9. If the measured pH is higher than 2.5, add conc. H2SO4 in dropwise fashion to target pH 2.5 +/- 0.1.
10. Record weight of conc. H_2SO_4 added in table below.
11. Collect ~15 mL aliquot samples as per table below. Filter and submit for chemical analysis. Return solids to vessel.
12. DO NOT COLLECT ALIQUOTS soon after H_2SO_4 addition. Sample first, and then make pH modification.
13. When total time has elapsed stop mixer.
14. Weigh and record tare weight of pan and paper.
15. Vacuum final leach slurry. Measure density and weight of PLS. Collect sample of PLS to submit to lab.
16. Repulp 2X with 1 L DI water. Followed by final displacement with 1 L DI water. Combine wash solution filtrate.
17. Measure density and weight of wash solution. Collect sample and submit to lab.
18. Weigh wet filtercake in pan and record weight.
19. Dry in oven to constant weight. Record final weight of dried product.
20. Submit dried solids for lab analysis.

Data:

Time	sample	H2SO4 soln added (g)	pH	ORP	Temp ºC	Notes
0 hr 0 min	---		7.25	60	25	DI used to rinse solids back into vessel (mL)
0 hr 2 min	---	12.94	2.45	442	28	
0 hr 15 min	---		2.6	340	28	
0 hr 30 min	yes	2.15	4.36	248	28	
1 hr 0 min	yes	3.27	4.12	236	27	42.5
1 hr 30 min	---		3.9	250	27	
2 hr 0 min	yes	2.09	3.76	280	26	20.1
2 hr 30 min	---		3.13	290	26	
3 hr 0 min	yes	3.03	3.34	317	25	35.5
3 hr 30 min	---		---	---	25	
4 hr 0 min	---		---	---	25	
4 hr 30 min	yes	0.87	2.75	387	25	25.7
5 hr 0 min	---		2.45	404	25	
5 hr 30 min	---		---	----	25	
6 hr 0 min	---		2.58	397	25	
TOTAL	-	24.35	g	-	-	Added DIW = 123.8
		average =	3.22	326	26.1	
		final reading =	2.58	397	25.0	

Notes:

	S.G.			Samples sent for analysis		
	Vol. (mL)	Mass (g)	S.G. (g/L)	Tare (g)	e+sol'n (g) Mass (g)	
0 hr 30 min	25.50	25.525	1.0010		25.525	
1 hr 0 min	41.77	41.893	1.0030		41.893	
2 hr 0 min	42.98	43.105	1.0030		43.105	
3 hr 0 min	40.44	40.317	0.9970		40.317	
4 hr 30 min	38.47	38.782	1.0080		38.782	
PLS	1097.02	1103.6	1.0060		1103.6	*Total volume collected
Wash	1740.00	1732.5	0.9957		1740.0	*Total volume collected

Project No.: 50303-001
Client: Archer & Cathro

Date: 20-Dec-12

Test No.: **AL-Comp A pH 2.5**

Objective: 6-hr leach test, Comp A, 30% solids, 74 micron, ambient temp, pH 2.5 controlled

SOLIDS ANALYSIS:

	weight (g)	Cu (%)	Pb (%)	Zn (%)	In (ppm)	Ag (g/t)
Sample ore feed	500	0.13	0.35	1.05	24.3	22.0
Residue	441.3	0.10	**0.33**	0.40	24.1	19.4

LIQUOR ANALYSIS:

	weight (g)	volume (L)	density (g/L)	Cu mg/L	Pb mg/L	Zn mg/L	In mg/L	Ag mg/L	FA g/L
0:30	25.5	0.025	1001	1.79	2.00	737	0.02	<0.08	
1:00	41.9	0.042	1003	10.7	3.00	1260	0.02	<0.08	-
2:00	43.1	0.043	1003	10.5	2.00	1370	0.01	<0.08	-
3:00	40.3	0.040	997	36.5	2.00	1280	0.02	<0.08	-
4:30	38.8	0.038	1008	61.6	3.00	1450	0.13	<0.08	-
6:00 PLS	1103.6	1.097	1006	63.8	3.00	1340	0.20	<0.08	<0.5
Wash	1732.5	1.740	996	15.1	2.00	383	0.03	<0.08	-

MASS BALANCE:

	total weight (g)	total volume (L)	Cu (mg)	Pb mg/L	Zn mg/L	In mg/L	Ag mg/L
Ground solids	500	---	660	1755	5250	121500	110000
0:30	26	0.025	0.0	0.1	18.8	0.0	0.0
1:00	42	0.042	0.4	0.1	52.6	0.0	0.0
2:00	43	0.043	0.5	0.1	58.9	0.0	0.0
3:00	40	0.040	1.5	0.1	51.8	0.0	0.0
4:30	39	0.038	2.4	0.1	55.8	0.0	0.0
6:00 PLS	1104	1.097	70.0	3.3	1470	0.2	0.1
Wash	1733	1.740	26.3	3.5	666.4	0.1	0.1
Residue	441	---	441	1474	1743	106353	85612
TOTAL IN			660	1755	5250	121500	110000
TOTAL OUT			542	1481	4117	106354	85612
% accountability			82%	84%	78%	88%	78%

	Amount		**Assay (% or mg/L)**					**Total grams**					**Distribution (%)**				
Product	(g)	(mL)	Cu	Pb	Zn	In	Ag	Cu	Pb	Zn	In	Ag	Cu	Pb	Zn	In	Ag
Feed solids	500	---	0.13	0.35	1.05	24.30	22.00	0.66	1.76	5.25	121.5	110.0	---				
Final residue	441	---	0.10	0.33	0.40	24.10	19.40	0.44	1.47	1.74	106.4	85.6	81.4%	99.5%	42.3%	100.0%	100.0%
0:30 aliquot	---	25	1.79	2.00	737	0.016	0.08	0.00	0.00	0.02	0.00	0.00	0.01%	0.00%	0.46%	0.00%	0.00%
1:00 aliquot	---	42	10.7	3.00	1260	0.022	0.08	0.00	0.00	0.05	0.00	0.00	0.08%	0.01%	1.28%	0.00%	0.00%
2:00 aliquot	---	43	10.5	2.00	1370	0.014	0.08	0.00	0.00	0.06	0.00	0.00	0.08%	0.01%	1.43%	0.00%	0.00%
3:00 aliquot	---	40	36.5	2.00	1280	0.02	0.08	0.00	0.00	0.05	0.00	0.00	0.27%	0.01%	1.26%	0.00%	0.00%
4:30 aliquot	---	38	61.6	3.00	1450	0.129	0.08	0.00	0.00	0.06	0.00	0.00	0.44%	0.01%	1.35%	0.00%	0.00%
Leach filtrate	---	1097	63.8	3.00	1340	0.2	0.08	0.07	0.00	1.47	0.00	0.00	12.9%	0.22%	35.7%	0.00%	0.00%
Wash filtrate	---	1740	15.1	2.00	383	0.031	0.08	0.03	0.00	0.67	0.00	0.00	4.85%	0.23%	16.2%	0.00%	0.00%
Calculated head	---	---	**0.11**	**0.30**	**0.82**	**21.3**	**17.1**	0.54	1.48	4.12	106.4	85.6	---				
Calculated recovery								**19%**	0%	**57%**	0%	0%					

ACID CONSUMPTION:

Total acid added =	23.86	g as 100% H2SO4 =	47.7 kg/t
Final acid in PLS =	3.29	g as 100% H2SO4 =	6.58 kg/t
Gross acid consumption =	20.57	g as 100% H2SO4 =	41.1 kg/t
Equivalent acid consumption for Cu =	0.16	g as 100% H2SO4 =	0.31 kg/t
Net acid consumption =	20.42	g as 100% H2SO4 =	40.8 kg/t

Overall test average pH =	3.22
Final pulp pH =	2.58
Final pulp ORP =	397 mV

STAGED RECOVERY:

Time (hours)	**Cu (mg/L)**	**Zn (mg/L)**	**98% H_2SO_4 added (L)**	**cumu H_2SO_4 (g)**	**cumu H_2SO_4 (kg/t)**	**aliquot volume (L)**	**DI water added (L)**	**staged PLS volume (L)**	**staged % Cu rec.**	**staged % Zn rec.**
0.0	---	---	0.007	12.7	---	0	0	1.637	0%	0%
0.5	1.79	737	0.0012	14.8	30	0.025	0.000	1.644	1%	29%
1.0	10.66	1260	0.002	18.0	36	0.042	0.043	1.619	3%	50%
2.0	10.51	1370	0.001	20.0	40	0.043	0.020	1.622	3%	54%
3.0	36.46	1280	0.002	23.0	46	0.040	0.036	1.600	11%	50%
4.5	61.60	1450	0.000	23.0	46	0.038	0.026	1.597	18%	56%
6.0	63.81	1340	0.000	23.0	46	0	0	1.584	19%	52%

Certificate of Analysis

Work Order: VC123585

To: **Met - Subrata Roy**
F400101 SGS CANADA INC
50-655 WEST KENT AVE NORTH
VANCOUVER BC V6P 6T7

Date: Jan 14, 2013

P.O. No.	:	PO: 50303-001 / TEST: AL Comp A
Project No.	:	50303-001
No. Of Samples	:	13
Date Submitted	:	Dec 21, 2012
Report Comprises	:	Pages 1 to 5 (Inclusive of Cover Sheet)

Distribution of unused material:
Active files - upstairs:

Certified By : 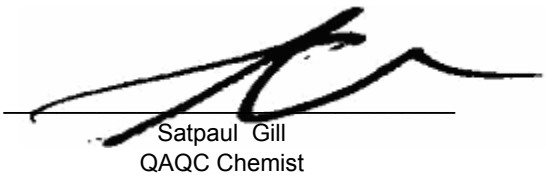
Satpaul Gill
QAQC Chemist

SGS Minerals Services Geochemistry Vancouver conforms to the requirements of ISO/IEC 17025 for specific tests as listed on their scope of accreditation which can be found at http://www.scc.ca/en/search/palcan/sgs

Report Footer:

L.N.R. = Listed not received
n.a. = Not applicable
I.S. = Insufficient Sample
-- = No result

*INF = Composition of this sample makes detection impossible by this method
M after a result denotes ppb to ppm conversion, % denotes ppm to % conversion
Methods marked with an asterisk (e.g. *NAA08V) were subcontracted
Methods marked with the @ symbol (e.g. @AAS21E) denote accredited tests

This document is issued by the Company under its General Conditions of Service accessible at http://www.sgs.com/terms_and_conditions.htm. Attention is drawn to the limitation of liability, indemnification and jurisdiction issues defined therein.

WARNING: The sample(s) to which the findings recorded herein (the "Findings") relate was (were) drawn and / or provided by the Client or by a third party acting at the Client's direction. The Findings constitute no warranty of the sample's representativity of the goods and strictly relate to the sample(s). The Company accepts no liability with regard to the origin or source from which the sample(s) is/are said to be extracted. The findings report on the samples provided by the client and are not intended for commercial or contractual settlement purposes. Any unauthorized alteration, forgery or falsification of the content or appearance of this document is unlawful and offenders may be prosecuted to the fullest extent of the law.

Element	Ag	Al	As	Ba	Be	Bi	Ca	Cd	Co	Cr
Method	SOL91T	SOL91T	SOL91T	SOL91T	SOL91T	SOL91T	SOL91T	SOL91T	SOL91T	SOL91T
Det.Lim.	0.08	0.9	2	0.07	0.002	1	0.9	0.3	0.3	0.1
Units	mg/L	mg/L	mg/L	mg/L	mg/L	mg/L	mg/L	mg/L	mg/L	mg/L
AL Comp A- pH1.0 1.0 hr	<0.080	726	78	<0.07	0.045	<1	672	9.2	9.2	2.1
AL Comp A- pH1.0 2.0 hr	<0.080	779	77	<0.07	0.046	<1	659	9.5	9.3	2.3
AL Comp A- pH1.0 3.0 hr	<0.080	954	77	<0.07	0.054	<1	657	10.3	9.7	2.7
AL Comp A- pH1.0 4.5 hr	<0.080	979	71	<0.07	0.052	<1	628	10.3	9.5	2.6
AL Comp A- pH1.0 6.0 hr	<0.080	946	67	0.07	0.050	<1	687	8.7	8.2	2.7
AL Comp A- pH1.0 Wash soln	<0.080	196	9	<0.07	0.009	<1	533	1.8	1.5	0.6
AL Comp A- pH2.5 30.0 min	<0.080	27.0	<2	<0.07	0.002	<1	585	2.9	6.3	<0.1
AL Comp A- pH2.5 1.0 hr	<0.080	92.5	<2	<0.07	0.016	<1	551	6.0	8.5	0.3
AL Comp A- pH2.5 2.0 hr	<0.080	72.2	<2	<0.07	0.008	<1	471	5.4	8.0	0.2
AL Comp A- pH2.5 3.0 hr	<0.080	113	<2	<0.07	0.016	<1	509	7.4	9.7	0.3
AL Comp A- pH2.5 4.5 hr	<0.080	213	<2	<0.07	0.030	<1	468	8.1	9.0	0.8
AL Comp A- pH2.5 6.0 hr	<0.080	225	<2	<0.07	0.031	<1	485	8.6	9.1	0.8
AL Comp A- pH2.5 Wash soln	<0.080	53.2	<2	<0.07	0.006	<1	536	2.4	2.0	0.2

This document is issued by the Company under its General Conditions of Service accessible at http://www.sgs.com/terms_and_conditions.htm. Attention is drawn to the limitation of liability, indemnification and jurisdiction issues defined therein.

WARNING: The sample(s) to which the findings recorded herein (the "Findings") relate was (were) drawn and / or provided by the Client or by a third party acting at the Client's direction. The Findings constitute no warranty of the sample's representativity of the goods and strictly relate to the sample(s). The Company accepts no liability with regard to the origin or source from which the sample(s) is/are said to be extracted. The findings report on the samples provided by the client and are not intended for commercial or contractual settlement purposes. Any unauthorized alteration, forgery or falsification of the content or appearance of this document is unlawful and offenders may be prosecuted to the fullest extent of the law.

Element	Cu	Fe	K	Li	Mg	Mn	Mo	Na	Ni	P
Method	SOL91T	SOL91T	SOL91T	SOL91T	SOL91T	SOL91T	SOL91T	SOL91T	SOL91T	SOL91T
Det.Lim.	0.07	0.2	1	2	0.01	0.04	0.5	2	1	5
Units	mg/L	mg/L	mg/L	mg/L	mg/L	mg/L	mg/L	mg/L	mg/L	mg/L
AL Comp A- pH1.0 1.0 hr	82.573	2410	36	<2	682	429	<0.5	4	6	244
AL Comp A- pH1.0 2.0 hr	89.682	2640	40	<2	727	432	<0.5	4	6	242
AL Comp A- pH1.0 3.0 hr	102.889	3150	44	<2	796	460	<0.5	4	7	249
AL Comp A- pH1.0 4.5 hr	103.618	3110	43	<2	807	439	<0.5	4	6	239
AL Comp A- pH1.0 6.0 hr	96.770	2980	40	<2	795	394	<0.5	3	6	215
AL Comp A- pH1.0 Wash soln	19.596	705	10	<2	165	84.0	<0.5	<2	1	31
AL Comp A- pH2.5 30.0 min	1.794	177	14	<2	223	275	<0.5	4	3	<5
AL Comp A- pH2.5 1.0 hr	10.661	574	20	<2	384	389	<0.5	3	4	<5
AL Comp A- pH2.5 2.0 hr	10.513	621	19	<2	373	379	<0.5	3	4	<5
AL Comp A- pH2.5 3.0 hr	36.455	789	23	<2	549	450	<0.5	3	4	<5
AL Comp A- pH2.5 4.5 hr	61.600	870	25	<2	600	428	<0.5	4	5	<5
AL Comp A- pH2.5 6.0 hr	63.805	899	25	<2	592	432	<0.5	3	4	<5
AL Comp A- pH2.5 Wash soln	15.110	224	11	<2	151	105	<0.5	<2	1	<5

This document is issued by the Company under its General Conditions of Service accessible at http://www.sgs.com/terms_and_conditions.htm. Attention is drawn to the limitation of liability, indemnification and jurisdiction issues defined therein.

WARNING: The sample(s) to which the findings recorded herein (the "Findings") relate was (were) drawn and / or provided by the Client or by a third party acting at the Client's direction. The Findings constitute no warranty of the sample's representativity of the goods and strictly relate to the sample(s). The Company accepts no liability with regard to the origin or source from which the sample(s) is/are said to be extracted. The findings report on the samples provided by the client and are not intended for commercial or contractual settlement purposes. Any unauthorized alteration, forgery or falsification of the content or appearance of this document is unlawful and offenders may be prosecuted to the fullest extent of the law.

Element	Pb	Sb	Sn	Sr	Ti	V	W	Y	Zn	In
Method	SOL91T	SOL91T	SOL91T	SOL91T	SOL91T	SOL91T	SOL91T	SOL91T	SOL91T	SOL95T
Det.Lim.	2	3	2	0.006	0.02	0.2	3	0.02	2	0
Units	mg/L	mg/L	mg/L	mg/L	mg/L	mg/L	mg/L	mg/L	mg/L	mg/L
AL Comp A- pH1.0 1.0 hr	5	<3	<2	0.839	1.35	2.5	<3	2.21	1770	0.860
AL Comp A- pH1.0 2.0 hr	5	<3	<2	0.857	1.45	2.8	<3	2.32	1800	0.890
AL Comp A- pH1.0 3.0 hr	5	<3	<2	0.793	1.61	3.6	<3	2.66	1930	1.03
AL Comp A- pH1.0 4.5 hr	5	<3	<2	0.756	1.46	3.6	<3	2.57	1830	1.00
AL Comp A- pH1.0 6.0 hr	5	<3	<2	0.750	1.48	3.5	<3	2.42	1880	0.990
AL Comp A- pH1.0 Wash soln	3	<3	<2	0.330	0.24	0.9	<3	0.49	432	0.183
AL Comp A- pH2.5 30.0 min	2	<3	<2	0.486	0.04	<0.2	<3	0.31	737	0.0160
AL Comp A- pH2.5 1.0 hr	3	<3	<2	0.397	0.08	<0.2	<3	0.83	1260	0.0220
AL Comp A- pH2.5 2.0 hr	2	<3	<2	0.403	0.07	<0.2	<3	0.71	1370	0.0140
AL Comp A- pH2.5 3.0 hr	2	<3	<2	0.422	0.08	<0.2	<3	0.94	1280	0.0200
AL Comp A- pH2.5 4.5 hr	3	<3	<2	0.348	0.11	0.7	<3	1.28	1450	0.129
AL Comp A- pH2.5 6.0 hr	3	<3	<2	0.315	0.11	0.9	<3	1.27	1340	0.200
AL Comp A- pH2.5 Wash soln	2	<3	<2	0.344	0.03	<0.2	<3	0.31	383	0.0310

This document is issued by the Company under its General Conditions of Service accessible at http://www.sgs.com/terms_and_conditions.htm. Attention is drawn to the limitation of liability, indemnification and jurisdiction issues defined therein.

WARNING: The sample(s) to which the findings recorded herein (the "Findings") relate was (were) drawn and / or provided by the Client or by a third party acting at the Client's direction. The Findings constitute no warranty of the sample's representativity of the goods and strictly relate to the sample(s). The Company accepts no liability with regard to the origin or source from which the sample(s) is/are said to be extracted. The findings report on the samples provided by the client and are not intended for commercial or contractual settlement purposes. Any unauthorized alteration, forgery or falsification of the content or appearance of this document is unlawful and offenders may be prosecuted to the fullest extent of the law.

Final : VC123585 Revision REPORT Order: PO: 50303-001 / TEST: AL Comp A

Element	Se	Tl	U
Method	SOL95T	SOL95T	SOL95T
Det.Lim.	3	5	2
Units	mg/L	mg/L	mg/L
AL Comp A- pH1.0 1.0 hr	<3	<5	<2
AL Comp A- pH1.0 2.0 hr	<3	<5	<2
AL Comp A- pH1.0 3.0 hr	<3	<5	<2
AL Comp A- pH1.0 4.5 hr	<3	<5	<2
AL Comp A- pH1.0 6.0 hr	<3	<5	<2
AL Comp A- pH1.0 Wash soln	<3	<5	<2
AL Comp A- pH2.5 30.0 min	<3	<5	<2
AL Comp A- pH2.5 1.0 hr	<3	<5	<2
AL Comp A- pH2.5 2.0 hr	<3	<5	<2
AL Comp A- pH2.5 3.0 hr	<3	<5	<2
AL Comp A- pH2.5 4.5 hr	<3	<5	<2
AL Comp A- pH2.5 6.0 hr	<3	<5	<2
AL Comp A- pH2.5 Wash soln	<3	<5	<2

This document is issued by the Company under its General Conditions of Service accessible at http://www.sgs.com/terms_and_conditions.htm. Attention is drawn to the limitation of liability, indemnification and jurisdiction issues defined therein.

WARNING: The sample(s) to which the findings recorded herein (the "Findings") relate was (were) drawn and / or provided by the Client or by a third party acting at the Client's direction. The Findings constitute no warranty of the sample's representativity of the goods and strictly relate to the sample(s). The Company accepts no liability with regard to the origin or source from which the sample(s) is/are said to be extracted. The findings report on the samples provided by the client and are not intended for commercial or contractual settlement purposes. Any unauthorized alteration, forgery or falsification of the content or appearance of this document is unlawful and offenders may be prosecuted to the fullest extent of the law.

Certificate of Analysis

Work Order: VC130012

To: **Met - Subrata Roy**
F400101 SGS CANADA INC
50-655 WEST KENT AVE NORTH
VANCOUVER BC V6P 6T7

Date: Jan 10, 2013

P.O. No.	:	PO: 50303-001 / TEST: Leach Residue
Project No.	:	50303-001
No. Of Samples	:	2
Date Submitted	:	Jan 03, 2013
Report Comprises	:	Pages 1 to 5 (Inclusive of Cover Sheet)

Distribution of unused material:
Active files - upstairs:

Certified By : 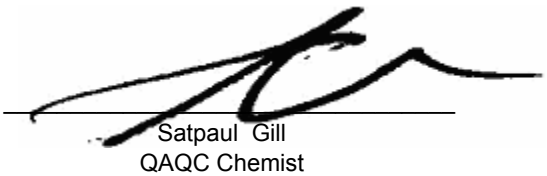
Satpaul Gill
QAQC Chemist

SGS Minerals Services Geochemistry Vancouver conforms to the requirements of ISO/IEC 17025 for specific tests as listed on their scope of accreditation which can be found at http://www.scc.ca/en/search/palcan/sgs

Report Footer:

L.N.R.	= Listed not received	I.S.	= Insufficient Sample
n.a.	= Not applicable	--	= No result

*INF = Composition of this sample makes detection impossible by this method

M after a result denotes ppb to ppm conversion, % denotes ppm to % conversion

Methods marked with an asterisk (e.g. *NAA08V) were subcontracted
Methods marked with the @ symbol (e.g. @AAS21E) denote accredited tests

This document is issued by the Company under its General Conditions of Service accessible at http://www.sgs.com/terms_and_conditions.htm. Attention is drawn to the limitation of liability, indemnification and jurisdiction issues defined therein.

WARNING: The sample(s) to which the findings recorded herein (the "Findings") relate was (were) drawn and / or provided by the Client or by a third party acting at the Client's direction. The Findings constitute no warranty of the sample's representativity of the goods and strictly relate to the sample(s). The Company accepts no liability with regard to the origin or source from which the sample(s) is/are said to be extracted. The findings report on the samples provided by the client and are not intended for commercial or contractual settlement purposes. Any unauthorized alteration, forgery or falsification of the content or appearance of this document is unlawful and offenders may be prosecuted to the fullest extent of the law.

Final : VC130012 Order: PO: 50303-001 / TEST: Leach Residue

Element	Ag	Cu	Pb	Zn	In	Al	As	Ba	Be	Ca
Method	AAS42E	ICP90Q	ICP90Q	ICP90Q	ICM90A	ICP90A	ICP90A	ICP90A	ICP90A	ICP90A
Det.Lim.	0.3	0.01	0.01	0.01	0.2	0.01	30	10	5	0.1
Units	g/t	%	%	%	ppm	%	ppm	ppm	ppm	%
AL Comp A-PH1.0	18.7	0.112	0.340	0.555	27.4	6.37	2720	1650	<5	1.0
AL Comp A-PH2.5	19.4	0.099	0.344	0.399	24.1	6.29	2490	1690	<5	0.9

This document is issued by the Company under its General Conditions of Service accessible at http://www.sgs.com/terms_and_conditions.htm. Attention is drawn to the limitation of liability, indemnification and jurisdiction issues defined therein.

WARNING: The sample(s) to which the findings recorded herein (the "Findings") relate was (were) drawn and / or provided by the Client or by a third party acting at the Client's direction. The Findings constitute no warranty of the sample's representativity of the goods and strictly relate to the sample(s). The Company accepts no liability with regard to the origin or source from which the sample(s) is/are said to be extracted. The findings report on the samples provided by the client and are not intended for commercial or contractual settlement purposes. Any unauthorized alteration, forgery or falsification of the content or appearance of this document is unlawful and offenders may be prosecuted to the fullest extent of the law.

Final : VC130012 Order: PO: 50303-001 / TEST: Leach Residue

Element	Cd	Cr	Co	Cu	Fe	K	La	Li	Mg	Mn
Method	ICP90A	ICP90A	ICP90A	ICP90A	ICP90A	ICP90A	ICP90A	ICP90A	ICP90A	ICP90A
Det.Lim.	10	10	10	10	0.01	0.1	10	10	0.01	10
Units	ppm	ppm	ppm	ppm	%	%	ppm	ppm	%	ppm
AL Comp A-PH1.0	20	220	<10	1120	16.5	2.0	30	110	2.74	1370
AL Comp A-PH2.5	20	220	<10	1000	16.3	2.1	30	110	2.73	1330

This document is issued by the Company under its General Conditions of Service accessible at http://www.sgs.com/terms_and_conditions.htm. Attention is drawn to the limitation of liability, indemnification and jurisdiction issues defined therein.

WARNING: The sample(s) to which the findings recorded herein (the "Findings") relate was (were) drawn and / or provided by the Client or by a third party acting at the Client's direction. The Findings constitute no warranty of the sample's representativity of the goods and strictly relate to the sample(s). The Company accepts no liability with regard to the origin or source from which the sample(s) is/are said to be extracted. The findings report on the samples provided by the client and are not intended for commercial or contractual settlement purposes. Any unauthorized alteration, forgery or falsification of the content or appearance of this document is unlawful and offenders may be prosecuted to the fullest extent of the law.

Final : VC130012 Order: PO: 50303-001 / TEST: Leach Residue

Element	Mo	Ni	P	Pb	Sb	Sc	Sn	Sr	Ti	V
Method	ICP90A	ICP90A	ICP90A	ICP90A	ICP90A	ICP90A	ICP90A	ICP90A	ICP90A	ICP90A
Det.Lim.	10	10	0.01	20	50	5	50	10	0.01	10
Units	ppm	ppm	%	ppm	ppm	ppm	ppm	ppm	%	ppm
AL Comp A-PH1.0	<10	100	0.16	3240	50	24	270	40	1.55	270
AL Comp A-PH2.5	<10	100	0.11	3340	50	23	280	40	1.52	270

This document is issued by the Company under its General Conditions of Service accessible at http://www.sgs.com/terms_and_conditions.htm. Attention is drawn to the limitation of liability, indemnification and jurisdiction issues defined therein.

WARNING: The sample(s) to which the findings recorded herein (the "Findings") relate was (were) drawn and / or provided by the Client or by a third party acting at the Client's direction. The Findings constitute no warranty of the sample's representativity of the goods and strictly relate to the sample(s). The Company accepts no liability with regard to the origin or source from which the sample(s) is/are said to be extracted. The findings report on the samples provided by the client and are not intended for commercial or contractual settlement purposes. Any unauthorized alteration, forgery or falsification of the content or appearance of this document is unlawful and offenders may be prosecuted to the fullest extent of the law.

Final : VC130012 Order: PO: 50303-001 / TEST: Leach Residue

Element	W	Y	Zn
Method	ICP90A	ICP90A	ICP90A
Det.Lim.	50	5	10
Units	ppm	ppm	ppm
AL Comp A-PH1.0	220	20	5480
AL Comp A-PH2.5	210	16	3950

This document is issued by the Company under its General Conditions of Service accessible at http://www.sgs.com/terms_and_conditions.htm. Attention is drawn to the limitation of liability, indemnification and jurisdiction issues defined therein.

WARNING: The sample(s) to which the findings recorded herein (the "Findings") relate was (were) drawn and / or provided by the Client or by a third party acting at the Client's direction. The Findings constitute no warranty of the sample's representativity of the goods and strictly relate to the sample(s). The Company accepts no liability with regard to the origin or source from which the sample(s) is/are said to be extracted. The findings report on the samples provided by the client and are not intended for commercial or contractual settlement purposes. Any unauthorized alteration, forgery or falsification of the content or appearance of this document is unlawful and offenders may be prosecuted to the fullest extent of the law.

Project No.: 50303-001 **Project Technologist:** SR
Client: Archer & Cathro (Rebel Project) **Date of Test:** 2-Jan-13

Test No.: AL-Comp B, pH 1.0

Objective: 6-hr leach test, **Comp B**, 30% solids, 74 micron, ambient temp, pH 1.0 controlled

Procedure:

1. Review MSDS for concentrated sulphuric acid (H_2SO_4).
2. Set up 3 L glass leach vessel with vapour condenser, mixer, pH and ORP probes.
   Note: No metal exposed surfaces.
3. Grind the sample to (based on grind cal) to get 80% passing 74µm.
4. Accurately measure DI water per calculated values (see below).
5. Obtain 500 g sample (as DRY weight) of ground sample.
6. Add slurry sample to DI water in vessel - make sure that all of the sample is below liquid level.
7. Start mixer.
8. Record pH, temperature and ORP per checklist below.
9. If the measured pH is higher than 1, add conc. H2SO4 in dropwise fashion to target pH 1 +/- 0.1.
10. Record weight of conc. H_2SO_4 added in table below.
11. Collect ~15 mL aliquot samples as per table below. Filter and submit for chemical analysis. Return solids to vessel.
12. DO NOT COLLECT ALIQUOTS soon after H_2SO_4 addition. Sample first, and then make pH modification.
13. When total time has elapsed stop mixer.
14. Weigh and record tare weight of pan and paper.
15. Vacuum final leach slurry. Measure density and weight of PLS. Collect sample of PLS to submit to lab.
16. Repulp 2X with 1 L DI water. Followed by final displacement with 1 L DI water. Combine wash solution filtrate.
17. Measure density and weight of wash solution. Collect sample and submit to lab.
18. Weigh wet filtercake in pan and record weight.
19. Dry in oven to constant weight. Record final weight of dried product.
20. Submit dried solids for lab analysis.

Data:

Time	sample	H2SO4 soln added (g)	pH	ORP	Temp ºC	Notes
0 hr 0 min	---		7.44	-120	25	DI used to rinse solids back into vessel (mL)
0 hr 2 min	---	69.45	1.02	422	32	
0 hr 15 min	---		1.00	402	32	
0 hr 30 min	yes	6.3	1.05	405	32	30.2
1 hr 0 min	yes	3.89	1.04	402	32	61.7
1 hr 30 min	---		1.10	405	32	
2 hr 0 min	yes	4.1	1.06	400	32	37.6
2 hr 30 min	---		1.1	407	32	
3 hr 0 min	yes	4.49	1.04	400	32	22.4
3 hr 30 min	---		-	408	32	
4 hr 0 min	---		1.10	420	32	12.5
4 hr 30 min	yes	5.86	1.07	418	32	33.7
5 hr 0 min	---		1.09	421	30	
5 hr 30 min	---		1.09	420	30	
6 hr 0 min	---		1.10	425	30	31.6
TOTAL	-	94.09	g	-	-	Added DIW = 229.7

average =	1.07	411	31.6
final reading =	1.10	425	30.0

Notes:

	S.G.			Samples sent for analysis		
	Vol. (mL)	Mass (g)	S.G. (g/L)	Tare (g)	e+sol'n (g) Mass (g)	
0 hr 30 min	30.55	31.437	1.0290		31.437	
1 hr 0 min	38.11	39.143	1.0270		39.143	
2 hr 0 min	39.14	40.155	1.0260		40.155	
3 hr 0 min	36.37	37.42	1.0290		37.420	
4 hr 30 min	39.31	40.688	1.0350		40.688	
PLS	1246.40	1290.9	1.0357		1246.4	*Total volume collected
Wash	1855.0	1874.3	1.0104		1855.0	*Total volume collected

Project No.: 50303-001
Client: Archer & Cathro (Rebel Project)

Date: 02-Jan-13

Test No.: **AL-Comp B, pH 1.0**

Objective: 6-hr leach test, Comp B, 30% solids, 74 micron, ambient temp, pH 1.0 controlled

SOLIDS ANALYSIS:

	weight (g)	Cu (%)	Pb (%)	Zn (%)	In (ppm)	Ag (g/t)
Sample ore feed	500	**0.09**	**0.26**	**1.55**	**15.7**	**15.5**
Residue	452.5	0.06	0.23	0.29	14.5	13.3

LIQUOR ANALYSIS:

	weight (g)	volume (L)	density (g/L)	Cu mg/L	Pb mg/L	Zn mg/L	In mg/L	Ag mg/L	FA g/L
0:30	31.4	0.031	1029	129.788	6.00	5130	0.55	<0.08	-
1:00	39.1	0.038	1027	128.102	5.00	4980	0.57	<0.08	-
2:00	40.2	0.039	1026	130.607	6.00	5050	0.61	<0.08	-
3:00	37.4	0.036	1029	132.223	6.00	5000	0.64	<0.08	-
4:30	40.7	0.039	1035	134.336	6.00	4950	0.68	<0.08	-
6:00 PLS	1290.9	1.246	1036	129.414	5.00	4770	0.68	<0.08	15
Wash	1874.3	1.855	1010	46.374	4.00	1670	0.25	<0.08	-

MASS BALANCE:

	total weight (g)	total volume (L)	Cu (mg)	Pb mg/L	Zn mg/L	In mg/L	Ag mg/L
Ground solids	500	---	460	1315	7750	78500	77500
0:30	31	0.031	4.0	0.2	156.7	0.0	0.0
1:00	39	0.038	4.9	0.2	189.8	0.0	0.0
2:00	40	0.039	5.1	0.2	197.6	0.0	0.0
3:00	37	0.036	4.8	0.2	181.8	0.0	0.0
4:30	41	0.039	5.3	0.2	194.6	0.0	0.0
6:00 PLS	1291	1.246	161.3	6.2	5945.3	0.8	0.1
Wash	1874	1.855	86.0	7.4	3097.9	0.5	0.1
Residue	453	---	258	1023	1312	65613	60183
TOTAL IN			460	1315	7750	78500	77500
TOTAL OUT			529	1037	11276	65614	60183
% accountability			115%	79%	145%	84%	78%

	Amount		Assay (% or mg/L)					Total grams					Distribution (%)				
Product	(g)	(mL)	Cu	Pb	Zn	In	Ag	Cu	Pb	Zn	In	Ag	Cu	Pb	Zn	In	Ag
Feed solids	500	---	0.09	0.26	1.55	15.7	15.5	0.46	1.32	7.75	78.5	77.5	---				
Final residue	453	---	0.06	0.23	0.29	14.5	13.3	0.26	1.02	1.31	65.6	60.2	48.7%	98.6%	11.6%	100.0%	100.0%
0:30 aliquot	---	31	129.8	6.00	5130	0.55	0.08	0.00	0.00	0.16	0.00	0.00	0.75%	0.02%	1.39%	0.00%	0.00%
1:00 aliquot	---	38	128.1	5.00	4980	0.57	0.08	0.00	0.00	0.19	0.00	0.00	0.92%	0.02%	1.68%	0.00%	0.00%
2:00 aliquot	---	39	130.6	6.00	5050	0.61	0.08	0.01	0.00	0.20	0.00	0.00	0.97%	0.02%	1.75%	0.00%	0.00%
3:00 aliquot	---	36	132.2	6.00	5000	0.64	0.08	0.00	0.00	0.18	0.00	0.00	0.91%	0.02%	1.61%	0.00%	0.00%
4:30 aliquot	---	39	134.3	6.00	4950	0.68	0.08	0.01	0.00	0.19	0.00	0.00	1.00%	0.02%	1.73%	0.00%	0.00%
Leach filtrate	---	1246	129.4	5.00	4770	0.68	0.08	0.16	0.01	5.95	0.00	0.00	30%	0.60%	52.7%	0.0%	0.0%
Wash filtrate	---	1855	46.4	4.00	1670	0.25	0.08	0.09	0.01	3.10	0.00	0.00	16%	0.72%	27.5%	0.0%	0.0%
Calculated head	---	---	**0.11**	**0.21**	**2.26**	**13.1**	**12.0**	0.53	1.04	11.3	65.61	60.18	---				
Calculated recovery								**51%**	1%	**88%**	0%	0%					

ACID CONSUMPTION:

Total acid added =	92.21	g as 100% H2SO4 =	184.4 kg/t
Final acid in PLS =	18.70	g as 100% H2SO4 =	37.4 kg/t
Gross acid consumption =	73.51	g as 100% H2SO4 =	147.0 kg/t
Equivalent acid consumption for Cu =	0.42	g as 100% H2SO4 =	0.84 kg/t
Net acid consumption =	73.09	g as 100% H2SO4 =	146.2 kg/t

Overall test average pH =	1.07
Final pulp pH =	1.10
Final pulp ORP =	425 mV

STAGED RECOVERY:

Time (hours)	Cu (mg/L)	Zn (mg/L)	98% H_2SO_4 added (L)	cumu H_2SO_4 (g)	cumu H_2SO_4 (kg/t)	aliquot volume (L)	DI water added (L)	staged PLS volume (L)	staged % Cu rec.	staged % Zn rec.
0.0	---	---	0.038	68.1	---	0	0	2.047	0%	0%
0.5	129.788	5130	0.0034	74.2	148	0.031	0.030	2.085	51%	95%
1.0	128.102	4980	0.002	78.0	156	0.038	0.062	2.088	51%	92%
2.0	130.607	5050	0.002	82.1	164	0.039	0.038	2.113	52%	95%
3.0	132.223	5000	0.002	86.5	173	0.036	0.022	2.114	53%	94%
4.5	134.336	4950	0.000	86.5	173	0.039	0.034	2.103	53%	92%
6.0	129.414	4770	0.000	86.5	173	0	0	2.097	51%	89%

Project No.: 50303-001 **Project Technologist:** SR
Client: Archer & Cathro (Rebel Project) **Date of Test:** 2-Jan-13

Test No.: AL-Comp B, pH 2.5

Objective: 6-hr leach test, **Comp B**, 30% solids, 74 micron, ambient temp, pH 2.5 controlled

Procedure:

1. Review MSDS for concentrated sulphuric acid (H_2SO_4).
2. Set up 3 L glass leach vessel with vapour condenser, mixer, pH and ORP probes.
   Note: No metal exposed surfaces.
3. Grind the sample to (based on grind cal) to get 80% passing 74µm.
4. Accurately measure DI water per calculated values (see below).
5. Obtain 500 g sample (as DRY weight) of ground sample.
6. Add slurry sample to DI water in vessel - make sure that all of the sample is below liquid level.
7. Start mixer.
8. Record pH, temperature and ORP per checklist below.
9. If the measured pH is higher than 2.5, add conc. H2SO4 in dropwise fashion to target pH 2.5 +/- 0.1.
10. Record weight of conc. H_2SO_4 added in table below.
11. Collect ~15 mL aliquot samples as per table below. Filter and submit for chemical analysis. Return solids to vessel.
12. DO NOT COLLECT ALIQUOTS soon after H_2SO_4 addition. Sample first, and then make pH modification.
13. When total time has elapsed stop mixer.
14. Weigh and record tare weight of pan and paper.
15. Vacuum final leach slurry. Measure density and weight of PLS. Collect sample of PLS to submit to lab.
16. Repulp 2X with 1 L DI water. Followed by final displacement with 1 L DI water. Combine wash solution filtrate.
17. Measure density and weight of wash solution. Collect sample and submit to lab.
18. Weigh wet filtercake in pan and record weight.
19. Dry in oven to constant weight. Record final weight of dried product.
20. Submit dried solids for lab analysis.

Data:

Time	sample	H2SO4 soln added (g)	pH	ORP	Temp ºC	Notes
0 hr 0 min	---		7.58	-80	25	DI used to rinse solids back into vessel (mL)
0 hr 2 min	---	36.85	2.43	305	26	
0 hr 15 min	---	-	2.38	167	26	
0 hr 30 min	yes	6.54	2.35	342	26	63.8
1 hr 0 min	yes	2.08	2.40	311	26	35.1
1 hr 30 min	---	-	2.35	307	26	
2 hr 0 min	yes	5.08	2.30	320	26	34.6
2 hr 30 min	---	-	2.41	312	26	
3 hr 0 min	yes	4.35	2.25	321	26	38.9
3 hr 30 min	---	-	-	-	26	
4 hr 0 min	---	-	2.35	326	26	
4 hr 30 min	yes	4.01	2.40	330	26	
5 hr 0 min	---	-	2.55	310	26	
5 hr 30 min	---	-	2.60	280	26	
6 hr 0 min	---	0	3.26	265	26	56.5
TOTAL	-	58.91	g	-	-	Added DIW = 228.9
		average =	2.46	300	26.0	
		final reading =	3.26	265	26.0	

Notes:

	S.G.			Samples sent for analysis		
	Vol. (mL)	Mass (g)	S.G. (g/L)	Tare (g)	e+sol'n (g) Mass (g)	
0 hr 30 min	33.73	33.801	1.0020		33.801	
1 hr 0 min	27.23	27.395	1.0060		27.395	
2 hr 0 min	34.09	34.392	1.0090		34.392	
3 hr 0 min	35.75	36.068	1.0090		36.068	
4 hr 30 min	37.13	37.499	1.0100		37.499	
PLS	1269.03	1286.8	1.0140		1269.0	*Total volume collected
Wash	1635.0	1631.7	0.9980		1635.0	*Total volume collected

Project No.: 50303-001
Client: Archer & Cathro (Rebel Project)

Date: 02-Jan-13

Test No.: **AL-Comp B, pH 2.5**

Objective: 6-hr leach test, Comp B, 30% solids, 74 micron, ambient temp, pH 2.5 controlled

SOLIDS ANALYSIS:

	weight (g)	Cu (%)	Pb (%)	Zn (%)	In (ppm)	Ag (g/t)
Sample ore feed	500	**0.09**	**0.26**	**1.55**	**15.7**	**15.5**
Residue	482.0	0.08	0.22	0.43	15.5	13.1

LIQUOR ANALYSIS:

	weight (g)	volume (L)	density (g/L)	Cu mg/L	Pb mg/L	Zn mg/L	In mg/L	Ag mg/L	FA g/L
0:30	33.8	0.034	1002	1.216	2.00	2020	0.00	<0.08	-
1:00	27.4	0.027	1006	1.874	2.00	2580	0.00	<0.08	-
2:00	34.4	0.034	1009	4.213	3.00	3280	0.00	<0.08	-
3:00	36.1	0.036	1009	20.451	3.00	4010	0.00	<0.08	-
4:30	37.5	0.037	1010	50.116	3.00	3990	0.01	<0.08	-
6:00 PLS	1286.8	1.269	1014	62.778	4.00	4170	0.02	<0.08	<0.5
Wash	1631.7	1.635	998	15.236	2.00	908	0.00	<0.08	-

MASS BALANCE:

	total weight (g)	total volume (L)	Cu (mg)	Pb mg/L	Zn mg/L	In mg/L	Ag mg/L
Ground solids	500	---	460	1305	7750	78500	77500
0:30	34	0.034	0.04	0.07	68.1	0.00	0.00
1:00	27	0.027	0.05	0.05	70.3	0.00	0.00
2:00	34	0.034	0.14	0.10	111.8	0.00	0.00
3:00	36	0.036	0.73	0.11	143.3	0.00	0.00
4:30	37	0.037	1.86	0.11	148.1	0.00	0.00
6:00 PLS	1287	1.269	79.67	5.08	5291.9	0.02	0.10
Wash	1632	1.635	24.91	3.27	1484.6	0.00	0.13
Residue	482	---	366	1051	2053	74710	63142
TOTAL IN			460	1305	7750	78500	77500
TOTAL OUT			474	1060	9371	74710	63142
% accountability			103%	81%	121%	95%	81%

	Amount		Assay (% or mg/L)					Total grams					Distribution (%)				
Product	(g)	(mL)	Cu	Pb	Zn	In	Ag	Cu	Pb	Zn	In	Ag	Cu	Pb	Zn	In	Ag
Feed solids	500	---	0.09	0.26	1.55	15.7	15.5	0.46	1.31	7.75	78.5	77.5	---				
Final residue	482	---	0.08	0.22	0.43	15.5	13.1	0.37	1.05	2.05	74.7	63.1	77.3%	99.2%	21.9%	100.0%	100.0%
0:30 aliquot	---	34	1.2	2.00	2020	0.00	0.08	0.00	0.00	0.07	0.00	0.00	0.01%	0.01%	0.73%	0.00%	0.00%
1:00 aliquot	---	27	1.9	2.00	2580	0.00	0.08	0.00	0.00	0.07	0.00	0.00	0.01%	0.01%	0.75%	0.00%	0.00%
2:00 aliquot	---	34	4.2	3.00	3280	0.00	0.08	0.00	0.00	0.11	0.00	0.00	0.03%	0.01%	1.19%	0.00%	0.00%
3:00 aliquot	---	36	20.5	3.00	4010	0.00	0.08	0.00	0.00	0.14	0.00	0.00	0.15%	0.01%	1.53%	0.00%	0.00%
4:30 aliquot	---	37	50.1	3.00	3990	0.01	0.08	0.00	0.00	0.15	0.00	0.00	0.39%	0.01%	1.58%	0.00%	0.00%
Leach filtrate	---	1269	62.8	4.00	4170	0.02	0.08	0.08	0.01	5.29	0.00	0.00	17%	0.48%	56.5%	0.0%	0.0%
Wash filtrate	---	1635	15.2	2.00	908	0.00	0.08	0.02	0.00	1.48	0.00	0.00	5%	0.31%	15.8%	0.0%	0.0%
Calculated head	---	---	**0.09**	**0.21**	**1.87**	**14.9**	**12.6**	0.47	1.06	9.37	74.71	63.14	---				
Calculated recovery								**23%**	1%	**78%**	0%	0%					

ACID CONSUMPTION:

Total acid added =	57.73	g as 100% H2SO4 =	115.5 kg/t
Final acid in PLS =	0.63	g as 100% H2SO4 =	1.3 kg/t
Gross acid consumption =	57.10	g as 100% H2SO4 =	114.2 kg/t
Equivalent acid consumption for Cu =	0.17	g as 100% H2SO4 =	0.33 kg/t
Net acid consumption =	56.93	g as 100% H2SO4 =	113.9 kg/t
Overall test average pH =	2.46		
Final pulp pH =	3.26		
Final pulp ORP =	265	mV	

STAGED RECOVERY:

Time (hours)	Cu (mg/L)	Zn (mg/L)	98% H_2SO_4 added (L)	cumu H_2SO_4 (g)	cumu H_2SO_4 (kg/t)	aliquot volume (L)	DI water added (L)	staged PLS volume (L)	staged % Cu rec.	staged % Zn rec.
0.0	---	---	0.020	36.1	---	0	0	1.674	0%	0%
0.5	1.216	2020	0.0036	42.5	85	0.034	0.064	1.694	0%	37%
1.0	1.874	2580	0.001	44.6	89	0.027	0.035	1.728	1%	48%
2.0	4.213	3280	0.003	49.5	99	0.034	0.035	1.737	2%	61%
3.0	20.451	4010	0.002	53.8	108	0.036	0.039	1.740	8%	74%
4.5	50.116	3990	0.002	57.7	115	0.037	0.000	1.746	18%	74%
6.0	62.778	4170	0.000	57.7	115	0	0	1.711	23%	76%

Certificate of Analysis

Work Order: VC130016

To: **Met - Subrata Roy**
F400101 SGS CANADA INC
50-655 WEST KENT AVE NORTH
VANCOUVER BC V6P 6T7

Date: Jan 17, 2013

P.O. No.	:	PO: 50303-001 / TEST: AL Comp B-
Project No.	:	50303-001
No. Of Samples	:	14
Date Submitted	:	Jan 03, 2013
Report Comprises	:	Pages 1 to 5 (Inclusive of Cover Sheet)

Distribution of unused material:
Active files - upstairs:

Certified By : 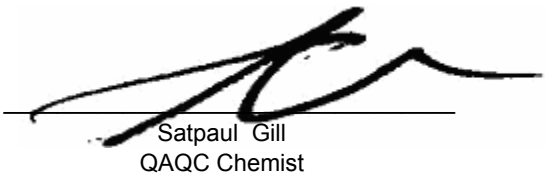
Satpaul Gill
QAQC Chemist

SGS Minerals Services Geochemistry Vancouver conforms to the requirements of ISO/IEC 17025 for specific tests as listed on their scope of accreditation which can be found at http://www.scc.ca/en/search/palcan/sgs

Report Footer:

L.N.R. = Listed not received
n.a. = Not applicable
I.S. = Insufficient Sample
-- = No result

*INF = Composition of this sample makes detection impossible by this method

M after a result denotes ppb to ppm conversion, % denotes ppm to % conversion

Methods marked with an asterisk (e.g. *NAA08V) were subcontracted
Methods marked with the @ symbol (e.g. @AAS21E) denote accredited tests

This document is issued by the Company under its General Conditions of Service accessible at http://www.sgs.com/terms_and_conditions.htm. Attention is drawn to the limitation of liability, indemnification and jurisdiction issues defined therein.

WARNING: The sample(s) to which the findings recorded herein (the "Findings") relate was (were) drawn and / or provided by the Client or by a third party acting at the Client's direction. The Findings constitute no warranty of the sample's representativity of the goods and strictly relate to the sample(s). The Company accepts no liability with regard to the origin or source from which the sample(s) is/are said to be extracted. The findings report on the samples provided by the client and are not intended for commercial or contractual settlement purposes. Any unauthorized alteration, forgery or falsification of the content or appearance of this document is unlawful and offenders may be prosecuted to the fullest extent of the law.

Final : VC130016 Order: PO: 50303-001 / TEST: AL Comp B-

Element	Ag	Al	As	Ba	Be	Bi	Ca	Cd	Co	Cr
Method	SOL91T	SOL91T	SOL91T	SOL91T	SOL91T	SOL91T	SOL91T	SOL91T	SOL91T	SOL91T
Det.Lim.	0.08	0.9	2	0.07	0.002	1	0.9	0.3	0.3	0.1
Units	mg/L	mg/L	mg/L	mg/L	mg/L	mg/L	mg/L	mg/L	mg/L	mg/L
AL Comp B- pH 1.0 30.0 min	<0.080	N.A.	N.A.	N.A.	N.A.	N.A.	N.A.	N.A.	N.A.	N.A.
AL Comp B- pH 1.0 1.0 hr	<0.080	N.A.	N.A.	N.A.	N.A.	N.A.	N.A.	N.A.	N.A.	N.A.
AL Comp B- pH 1.0 2.0 hr	<0.080	N.A.	N.A.	N.A.	N.A.	N.A.	N.A.	N.A.	N.A.	N.A.
AL Comp B- pH 1.0 3.0 hr	<0.080	N.A.	N.A.	N.A.	N.A.	N.A.	N.A.	N.A.	N.A.	N.A.
AL Comp B- pH 1.0 4.5 hr	<0.080	N.A.	N.A.	N.A.	N.A.	N.A.	N.A.	N.A.	N.A.	N.A.
AL Comp B- pH 1.0 6.0 hr	<0.080	743	187	<0.07	0.065	<1	626	19.2	6.3	2.1
AL Comp B- pH 1.0 wash soln	<0.080	296	67	<0.07	0.023	<1	434	6.8	2.2	0.9
AL Comp B- pH 2.5 30.0 min	<0.080	N.A.	N.A.	N.A.	N.A.	N.A.	N.A.	N.A.	N.A.	N.A.
AL Comp B- pH 2.5 1.0 hr	<0.080	N.A.	N.A.	N.A.	N.A.	N.A.	N.A.	N.A.	N.A.	N.A.
AL Comp B- pH 2.5 2.0 hr	<0.080	N.A.	N.A.	N.A.	N.A.	N.A.	N.A.	N.A.	N.A.	N.A.
AL Comp B- pH 2.5 3.0 hr	<0.080	N.A.	N.A.	N.A.	N.A.	N.A.	N.A.	N.A.	N.A.	N.A.
AL Comp B- pH 2.5 4.5 hr	<0.080	N.A.	N.A.	N.A.	N.A.	N.A.	N.A.	N.A.	N.A.	N.A.
AL Comp B- pH 2.5 6.0 hr	<0.080	159	3	<0.07	0.033	<1	491	15.5	5.6	0.4
AL Comp B- pH 2.5 wash soln	<0.080	33.8	<2	<0.07	0.007	<1	572	4.0	1.2	<0.1

This document is issued by the Company under its General Conditions of Service accessible at http://www.sgs.com/terms_and_conditions.htm. Attention is drawn to the limitation of liability, indemnification and jurisdiction issues defined therein.

WARNING: The sample(s) to which the findings recorded herein (the "Findings") relate was (were) drawn and / or provided by the Client or by a third party acting at the Client's direction. The Findings constitute no warranty of the sample's representativity of the goods and strictly relate to the sample(s). The Company accepts no liability with regard to the origin or source from which the sample(s) is/are said to be extracted. The findings report on the samples provided by the client and are not intended for commercial or contractual settlement purposes. Any unauthorized alteration, forgery or falsification of the content or appearance of this document is unlawful and offenders may be prosecuted to the fullest extent of the law.

Final : VC130016 Order: PO: 50303-001 / TEST: AL Comp B-

Element	Cu	Fe	K	Li	Mg	Mn	Mo	Na	Ni	P
Method	SOL91T	SOL91T	SOL91T	SOL91T	SOL91T	SOL91T	SOL91T	SOL91T	SOL91T	SOL91T
Det.Lim.	0.07	0.2	1	2	0.01	0.04	0.5	2	1	5
Units	mg/L	mg/L	mg/L	mg/L	mg/L	mg/L	mg/L	mg/L	mg/L	mg/L
AL Comp B- pH 1.0 30.0 min	129.788	N.A.	N.A.	N.A.	N.A.	N.A.	N.A.	N.A.	N.A.	N.A.
AL Comp B- pH 1.0 1.0 hr	128.102	N.A.	N.A.	N.A.	N.A.	N.A.	N.A.	N.A.	N.A.	N.A.
AL Comp B- pH 1.0 2.0 hr	130.607	N.A.	N.A.	N.A.	N.A.	N.A.	N.A.	N.A.	N.A.	N.A.
AL Comp B- pH 1.0 3.0 hr	132.223	N.A.	N.A.	N.A.	N.A.	N.A.	N.A.	N.A.	N.A.	N.A.
AL Comp B- pH 1.0 4.5 hr	134.336	N.A.	N.A.	N.A.	N.A.	N.A.	N.A.	N.A.	N.A.	N.A.
AL Comp B- pH 1.0 6.0 hr	129.414	2300	51	<2	1400	406	<0.5	3	7	432
AL Comp B- pH 1.0 wash soln	46.374	883	22	<2	507	148	<0.5	<2	3	153
AL Comp B- pH 2.5 30.0 min	1.216	N.A.	N.A.	N.A.	N.A.	N.A.	N.A.	N.A.	N.A.	N.A.
AL Comp B- pH 2.5 1.0 hr	1.874	N.A.	N.A.	N.A.	N.A.	N.A.	N.A.	N.A.	N.A.	N.A.
AL Comp B- pH 2.5 2.0 hr	4.213	N.A.	N.A.	N.A.	N.A.	N.A.	N.A.	N.A.	N.A.	N.A.
AL Comp B- pH 2.5 3.0 hr	20.451	N.A.	N.A.	N.A.	N.A.	N.A.	N.A.	N.A.	N.A.	N.A.
AL Comp B- pH 2.5 4.5 hr	50.116	N.A.	N.A.	N.A.	N.A.	N.A.	N.A.	N.A.	N.A.	N.A.
AL Comp B- pH 2.5 6.0 hr	62.778	901	36	<2	1010	357	<0.5	3	4	<5
AL Comp B- pH 2.5 wash soln	15.236	198	14	<2	220	75.2	<0.5	<2	<1	<5

This document is issued by the Company under its General Conditions of Service accessible at http://www.sgs.com/terms_and_conditions.htm. Attention is drawn to the limitation of liability, indemnification and jurisdiction issues defined therein.

WARNING: The sample(s) to which the findings recorded herein (the "Findings") relate was (were) drawn and / or provided by the Client or by a third party acting at the Client's direction. The Findings constitute no warranty of the sample's representativity of the goods and strictly relate to the sample(s). The Company accepts no liability with regard to the origin or source from which the sample(s) is/are said to be extracted. The findings report on the samples provided by the client and are not intended for commercial or contractual settlement purposes. Any unauthorized alteration, forgery or falsification of the content or appearance of this document is unlawful and offenders may be prosecuted to the fullest extent of the law.

Final : VC130016 Order: PO: 50303-001 / TEST: AL Comp B-

Element	Pb	Sb	Sn	Sr	Ti	V	W	Y	Zn	In
Method	SOL91T	SOL91T	SOL91T	SOL91T	SOL91T	SOL91T	SOL91T	SOL91T	SOL91T	SOL95T
Det.Lim.	2	3	2	0.006	0.02	0.2	3	0.02	2	0
Units	mg/L	mg/L	mg/L	mg/L	mg/L	mg/L	mg/L	mg/L	mg/L	mg/L
AL Comp B- pH 1.0 30.0 min	6	N.A.	N.A.	N.A.	N.A.	N.A.	N.A.	N.A.	5130	0.554
AL Comp B- pH 1.0 1.0 hr	5	N.A.	N.A.	N.A.	N.A.	N.A.	N.A.	N.A.	4980	0.571
AL Comp B- pH 1.0 2.0 hr	6	N.A.	N.A.	N.A.	N.A.	N.A.	N.A.	N.A.	5050	0.605
AL Comp B- pH 1.0 3.0 hr	6	N.A.	N.A.	N.A.	N.A.	N.A.	N.A.	N.A.	5000	0.636
AL Comp B- pH 1.0 4.5 hr	6	N.A.	N.A.	N.A.	N.A.	N.A.	N.A.	N.A.	4950	0.678
AL Comp B- pH 1.0 6.0 hr	5	<3	<2	0.868	1.43	2.5	<3	2.44	4770	0.681
AL Comp B- pH 1.0 wash soln	4	<3	<2	0.481	0.85	1.0	<3	0.86	1670	0.248
AL Comp B- pH 2.5 30.0 min	<2	N.A.	N.A.	N.A.	N.A.	N.A.	N.A.	N.A.	2020	0.003
AL Comp B- pH 2.5 1.0 hr	<2	N.A.	N.A.	N.A.	N.A.	N.A.	N.A.	N.A.	2580	0.003
AL Comp B- pH 2.5 2.0 hr	3	N.A.	N.A.	N.A.	N.A.	N.A.	N.A.	N.A.	3280	0.003
AL Comp B- pH 2.5 3.0 hr	3	N.A.	N.A.	N.A.	N.A.	N.A.	N.A.	N.A.	4010	0.004
AL Comp B- pH 2.5 4.5 hr	3	N.A.	N.A.	N.A.	N.A.	N.A.	N.A.	N.A.	3990	0.008
AL Comp B- pH 2.5 6.0 hr	4	<3	<2	0.784	0.12	0.4	<3	1.08	4170	0.016
AL Comp B- pH 2.5 wash soln	<2	<3	<2	0.543	<0.02	<0.2	<3	0.24	908	0.003

This document is issued by the Company under its General Conditions of Service accessible at http://www.sgs.com/terms_and_conditions.htm. Attention is drawn to the limitation of liability, indemnification and jurisdiction issues defined therein.

WARNING: The sample(s) to which the findings recorded herein (the "Findings") relate was (were) drawn and / or provided by the Client or by a third party acting at the Client's direction. The Findings constitute no warranty of the sample's representativity of the goods and strictly relate to the sample(s). The Company accepts no liability with regard to the origin or source from which the sample(s) is/are said to be extracted. The findings report on the samples provided by the client and are not intended for commercial or contractual settlement purposes. Any unauthorized alteration, forgery or falsification of the content or appearance of this document is unlawful and offenders may be prosecuted to the fullest extent of the law.

Final : VC130016 Order: PO: 50303-001 / TEST: AL Comp B-

Element	Se	Tl	U
Method	SOL95T	SOL95T	SOL95T
Det.Lim.	3	5	2
Units	mg/L	mg/L	mg/L
AL Comp B- pH 1.0 30.0 min	N.A.	N.A.	N.A.
AL Comp B- pH 1.0 1.0 hr	N.A.	N.A.	N.A.
AL Comp B- pH 1.0 2.0 hr	N.A.	N.A.	N.A.
AL Comp B- pH 1.0 3.0 hr	N.A.	N.A.	N.A.
AL Comp B- pH 1.0 4.5 hr	N.A.	N.A.	N.A.
AL Comp B- pH 1.0 6.0 hr	<3	<5	<2
AL Comp B- pH 1.0 wash soln	<3	<5	<2
AL Comp B- pH 2.5 30.0 min	N.A.	N.A.	N.A.
AL Comp B- pH 2.5 1.0 hr	N.A.	N.A.	N.A.
AL Comp B- pH 2.5 2.0 hr	N.A.	N.A.	N.A.
AL Comp B- pH 2.5 3.0 hr	N.A.	N.A.	N.A.
AL Comp B- pH 2.5 4.5 hr	N.A.	N.A.	N.A.
AL Comp B- pH 2.5 6.0 hr	<3	<5	<2
AL Comp B- pH 2.5 wash soln	<3	<5	<2

This document is issued by the Company under its General Conditions of Service accessible at http://www.sgs.com/terms_and_conditions.htm. Attention is drawn to the limitation of liability, indemnification and jurisdiction issues defined therein.

WARNING: The sample(s) to which the findings recorded herein (the "Findings") relate was (were) drawn and / or provided by the Client or by a third party acting at the Client's direction. The Findings constitute no warranty of the sample's representativity of the goods and strictly relate to the sample(s). The Company accepts no liability with regard to the origin or source from which the sample(s) is/are said to be extracted. The findings report on the samples provided by the client and are not intended for commercial or contractual settlement purposes. Any unauthorized alteration, forgery or falsification of the content or appearance of this document is unlawful and offenders may be prosecuted to the fullest extent of the law.

Certificate of Analysis

Work Order: VC130022

To: **Met - Subrata Roy**
F400101 SGS CANADA INC
50-655 WEST KENT AVE NORTH
VANCOUVER BC V6P 6T7

Date: Jan 10, 2013

P.O. No.	:	PO: 50303-001 / TEST: Leach Residue
Project No.	:	50303-001
No. Of Samples	:	2
Date Submitted	:	Jan 07, 2013
Report Comprises	:	Pages 1 to 5 (Inclusive of Cover Sheet)

Distribution of unused material:
Active files - upstairs:

Certified By : _____
Satpaul Gill
QAQC Chemist

SGS Minerals Services Geochemistry Vancouver conforms to the requirements of ISO/IEC 17025 for specific tests as listed on their scope of accreditation which can be found at http://www.scc.ca/en/search/palcan/sgs

Report Footer:

L.N.R. = Listed not received
n.a. = Not applicable
I.S. = Insufficient Sample
-- = No result

*INF = Composition of this sample makes detection impossible by this method

M after a result denotes ppb to ppm conversion, % denotes ppm to % conversion

Methods marked with an asterisk (e.g. *NAA08V) were subcontracted
Methods marked with the @ symbol (e.g. @AAS21E) denote accredited tests

This document is issued by the Company under its General Conditions of Service accessible at http://www.sgs.com/terms_and_conditions.htm. Attention is drawn to the limitation of liability, indemnification and jurisdiction issues defined therein.

WARNING: The sample(s) to which the findings recorded herein (the "Findings") relate was (were) drawn and / or provided by the Client or by a third party acting at the Client's direction. The Findings constitute no warranty of the sample's representativity of the goods and strictly relate to the sample(s). The Company accepts no liability with regard to the origin or source from which the sample(s) is/are said to be extracted. The findings report on the samples provided by the client and are not intended for commercial or contractual settlement purposes. Any unauthorized alteration, forgery or falsification of the content or appearance of this document is unlawful and offenders may be prosecuted to the fullest extent of the law.

Final : VC130022 Order: PO: 50303-001 / TEST: Leach Residue

Element	Ag	Cu	Pb	Zn	In	Al	As	Ba	Be	Ca
Method	AAS42E	ICP90Q	ICP90Q	ICP90Q	ICM90A	ICP90A	ICP90A	ICP90A	ICP90A	ICP90A
Det.Lim.	0.3	0.01	0.01	0.01	0.2	0.01	30	10	5	0.1
Units	g/t	%	%	%	ppm	%	ppm	ppm	ppm	%
AL Comp B-PH1.0	13.3	0.060	0.219	0.274	14.5	6.62	4140	960	<5	3.4
AL Comp B-PH2.5	13.1	0.078	0.224	0.444	15.5	6.64	5030	960	<5	3.5

This document is issued by the Company under its General Conditions of Service accessible at http://www.sgs.com/terms_and_conditions.htm. Attention is drawn to the limitation of liability, indemnification and jurisdiction issues defined therein.

WARNING: The sample(s) to which the findings recorded herein (the "Findings") relate was (were) drawn and / or provided by the Client or by a third party acting at the Client's direction. The Findings constitute no warranty of the sample's representativity of the goods and strictly relate to the sample(s). The Company accepts no liability with regard to the origin or source from which the sample(s) is/are said to be extracted. The findings report on the samples provided by the client and are not intended for commercial or contractual settlement purposes. Any unauthorized alteration, forgery or falsification of the content or appearance of this document is unlawful and offenders may be prosecuted to the fullest extent of the law.

Final : VC130022 Order: PO: 50303-001 / TEST: Leach Residue

Element	Cd	Cr	Co	Cu	Fe	K	La	Li	Mg	Mn
Method	ICP90A	ICP90A	ICP90A	ICP90A	ICP90A	ICP90A	ICP90A	ICP90A	ICP90A	ICP90A
Det.Lim.	10	10	10	10	0.01	0.1	10	10	0.01	10
Units	ppm	ppm	ppm	ppm	%	%	ppm	ppm	%	ppm
AL Comp B-PH1.0	20	240	<10	570	9.85	2.0	30	90	3.48	1370
AL Comp B-PH2.5	30	250	10	760	10.0	2.0	20	90	3.55	1570

This document is issued by the Company under its General Conditions of Service accessible at http://www.sgs.com/terms_and_conditions.htm. Attention is drawn to the limitation of liability, indemnification and jurisdiction issues defined therein.

WARNING: The sample(s) to which the findings recorded herein (the "Findings") relate was (were) drawn and / or provided by the Client or by a third party acting at the Client's direction. The Findings constitute no warranty of the sample's representativity of the goods and strictly relate to the sample(s). The Company accepts no liability with regard to the origin or source from which the sample(s) is/are said to be extracted. The findings report on the samples provided by the client and are not intended for commercial or contractual settlement purposes. Any unauthorized alteration, forgery or falsification of the content or appearance of this document is unlawful and offenders may be prosecuted to the fullest extent of the law.

Final : VC130022 Order: PO: 50303-001 / TEST: Leach Residue

Element	Mo	Ni	P	Pb	Sb	Sc	Sn	Sr	Ti	V
Method	ICP90A	ICP90A	ICP90A	ICP90A	ICP90A	ICP90A	ICP90A	ICP90A	ICP90A	ICP90A
Det.Lim.	10	10	0.01	20	50	5	50	10	0.01	10
Units	ppm	ppm	%	ppm	ppm	ppm	ppm	ppm	%	ppm
AL Comp B-PH1.0	<10	100	0.06	2260	<50	24	190	50	1.57	270
AL Comp B-PH2.5	<10	110	0.17	2180	<50	26	190	50	1.57	280

This document is issued by the Company under its General Conditions of Service accessible at http://www.sgs.com/terms_and_conditions.htm. Attention is drawn to the limitation of liability, indemnification and jurisdiction issues defined therein.

WARNING: The sample(s) to which the findings recorded herein (the "Findings") relate was (were) drawn and / or provided by the Client or by a third party acting at the Client's direction. The Findings constitute no warranty of the sample's representativity of the goods and strictly relate to the sample(s). The Company accepts no liability with regard to the origin or source from which the sample(s) is/are said to be extracted. The findings report on the samples provided by the client and are not intended for commercial or contractual settlement purposes. Any unauthorized alteration, forgery or falsification of the content or appearance of this document is unlawful and offenders may be prosecuted to the fullest extent of the law.

Final : VC130022 Order: PO: 50303-001 / TEST: Leach Residue

Element	W	Y	Zn
Method	ICP90A	ICP90A	ICP90A
Det.Lim.	50	5	10
Units	ppm	ppm	ppm
AL Comp B-PH1.0	120	15	2900
AL Comp B-PH2.5	130	20	4260

This document is issued by the Company under its General Conditions of Service accessible at http://www.sgs.com/terms_and_conditions.htm. Attention is drawn to the limitation of liability, indemnification and jurisdiction issues defined therein.

WARNING: The sample(s) to which the findings recorded herein (the "Findings") relate was (were) drawn and / or provided by the Client or by a third party acting at the Client's direction. The Findings constitute no warranty of the sample's representativity of the goods and strictly relate to the sample(s). The Company accepts no liability with regard to the origin or source from which the sample(s) is/are said to be extracted. The findings report on the samples provided by the client and are not intended for commercial or contractual settlement purposes. Any unauthorized alteration, forgery or falsification of the content or appearance of this document is unlawful and offenders may be prosecuted to the fullest extent of the law.

Test No.: **Comp -A** Technologist: Courtney J
Project No: **CAVM-50303-001** Date: Jan 08,2013

Purpose: Concentrate Sn & Ag by gravity seperation

Feed: 5x 2 kg of minus 10 mesh of Comp - A Target K_{80} 74 µm
Grind: 5 x 2 kg charge for 43 minutes (65% solid) in 10kg rod mill Tested K_{80} 77 µm
Regrind:
Procedure: Repulp the ground sample and feed to Wilfley shaking table, collecting a shaking table concentrate and tailings.
Concentrate will be assayed for Sn & Ag.
The tailings from Wilfley shaking table will be reprocess through a Knelson MD-3 concentrator for Ag recovery.
The Knelson concentrate will be will be assayed for Ag to extinction (duplicate).

The combined tailing pulp will be stored for future test.

Results: **CAVM-50303-001** **Comp -A**

	Wt	Wt%	Assay - g/t, ppm*		Distribution - %	
			Sn*	Ag	Sn*	Ag
Wilfey Conc	789.30	7.9	330	55.4	9.5	23.7
Knelson Conc	68.00	0.7	280	56.1	0.7	2.1
Combined tail sample	9143	91.4	270	15.0	89.8	74.3
Calc. Feed	10000	100	275	18.5	100	100.0
Direct head grade			**250**	**22.0**		

Test No.: **Comp -B**
Project No: **CAVM-50303-001**

Technologist: Courtney J.
Date: Jan 09, 2013

Purpose: Concentrate Sn & Ag by gravity seperation

Feed: 5x 2 kg of minus 10 mesh of Comp - B
Grind: 5 x 2 kg charge for 37 minutes (65% solid) in 10kg rod mill
Regrind:

Target K_{80} 74 µm
Tested K_{80} 98 µm

Procedure: Repulp the ground sample and feed to Wilfley shaking table, collecting a shaking table concentrate and tailings.
Concentrate will be assayed for Sn & Ag.
The tailings from Wilfley shaking table will be reprocess through a Knelson MD-3 concentrator.
The Knelson concentrate will be will be assayed for Sn & Ag to extinction (duplicate).

The combined tailing pulp will be stored for future test.

Results: **CAVM-50303-001** **Comp -B**

	Wt	Wt%	Assay - g/t, ppm*		Distribution - %	
			Sn	Ag	Sn	Ag
Wilfey Conc	208.1	2.1	290	227	2.5	33.8
Knelson Conc	71.1	0.7	250	60.0	0.7	3.0
Combined tail sample	9721	97.2	240	9.1	96.8	63.2
Calc. Feed	10000	100	241	14.0	100	100.0
Direct head grade			**220**	**15.5**		

Certificate of Analysis

Work Order: VC130118

To: **Met - Subrata Roy**
F400101 SGS CANADA INC
50-655 WEST KENT AVE NORTH
VANCOUVER BC V6P 6T7

Date: Jan 23, 2013

P.O. No.	:	PO: 50303-001/ TEST: COMP-A
Project No.	:	50303-001
No. Of Samples	:	4
Date Submitted	:	Jan 15, 2013
Report Comprises	:	Pages 1 to 2 (Inclusive of Cover Sheet)

Distribution of unused material:
Active files - upstairs:

Certified By : _____
Satpaul Gill
QAQC Chemist

SGS Minerals Services Geochemistry Vancouver conforms to the requirements of ISO/IEC 17025 for specific tests as listed on their scope of accreditation which can be found at http://www.scc.ca/en/search/palcan/sgs

Report Footer:

L.N.R. = Listed not received
n.a. = Not applicable
I.S. = Insufficient Sample
-- = No result

*INF = Composition of this sample makes detection impossible by this method

M after a result denotes ppb to ppm conversion, % denotes ppm to % conversion

Methods marked with an asterisk (e.g. *NAA08V) were subcontracted
Methods marked with the @ symbol (e.g. @AAS21E) denote accredited tests

This document is issued by the Company under its General Conditions of Service accessible at http://www.sgs.com/terms_and_conditions.htm. Attention is drawn to the limitation of liability, indemnification and jurisdiction issues defined therein.

WARNING: The sample(s) to which the findings recorded herein (the "Findings") relate was (were) drawn and / or provided by the Client or by a third party acting at the Client's direction. The Findings constitute no warranty of the sample's representativity of the goods and strictly relate to the sample(s). The Company accepts no liability with regard to the origin or source from which the sample(s) is/are said to be extracted. The findings report on the samples provided by the client and are not intended for commercial or contractual settlement purposes. Any unauthorized alteration, forgery or falsification of the content or appearance of this document is unlawful and offenders may be prosecuted to the fullest extent of the law.

Final : VC130118 Order: PO: 50303-001/ TEST: COMP-A

Element	Ag	Sn
Method	AAS42E	ICP90A
Det.Lim.	0.3	50
Units	g/t	ppm
Wilfley Conc.	55.4	330
Knelson Conc. A	56.9	280
Knelson Conc. B	55.3	N.A.
Knelson Tail	15.0	270

This document is issued by the Company under its General Conditions of Service accessible at http://www.sgs.com/terms_and_conditions.htm. Attention is drawn to the limitation of liability, indemnification and jurisdiction issues defined therein.

WARNING: The sample(s) to which the findings recorded herein (the "Findings") relate was (were) drawn and / or provided by the Client or by a third party acting at the Client's direction. The Findings constitute no warranty of the sample's representativity of the goods and strictly relate to the sample(s). The Company accepts no liability with regard to the origin or source from which the sample(s) is/are said to be extracted. The findings report on the samples provided by the client and are not intended for commercial or contractual settlement purposes. Any unauthorized alteration, forgery or falsification of the content or appearance of this document is unlawful and offenders may be prosecuted to the fullest extent of the law.

Certificate of Analysis

Work Order: VC130119

To: **Met - Subrata Roy**
F400101 SGS CANADA INC
50-655 WEST KENT AVE NORTH
VANCOUVER BC V6P 6T7

Date: Jan 23, 2013

P.O. No.	:	PO: 50303-001/ TEST: COMP-B
Project No.	:	50303-001
No. Of Samples	:	4
Date Submitted	:	Jan 15, 2013
Report Comprises	:	Pages 1 to 2 (Inclusive of Cover Sheet)

Distribution of unused material:
Active files - upstairs:

Certified By : _____
Satpaul Gill
QAQC Chemist

SGS Minerals Services Geochemistry Vancouver conforms to the requirements of ISO/IEC 17025 for specific tests as listed on their scope of accreditation which can be found at http://www.scc.ca/en/search/palcan/sgs

Report Footer:

L.N.R. = Listed not received
n.a. = Not applicable
I.S. = Insufficient Sample
-- = No result

*INF = Composition of this sample makes detection impossible by this method

M after a result denotes ppb to ppm conversion, % denotes ppm to % conversion

Methods marked with an asterisk (e.g. *NAA08V) were subcontracted
Methods marked with the @ symbol (e.g. @AAS21E) denote accredited tests

This document is issued by the Company under its General Conditions of Service accessible at http://www.sgs.com/terms_and_conditions.htm. Attention is drawn to the limitation of liability, indemnification and jurisdiction issues defined therein.

WARNING: The sample(s) to which the findings recorded herein (the "Findings") relate was (were) drawn and / or provided by the Client or by a third party acting at the Client's direction. The Findings constitute no warranty of the sample's representativity of the goods and strictly relate to the sample(s). The Company accepts no liability with regard to the origin or source from which the sample(s) is/are said to be extracted. The findings report on the samples provided by the client and are not intended for commercial or contractual settlement purposes. Any unauthorized alteration, forgery or falsification of the content or appearance of this document is unlawful and offenders may be prosecuted to the fullest extent of the law.

Final : VC130119 Order: PO: 50303-001/ TEST: COMP-B

Element	Ag	Sn
Method	AAS42E	ICP90A
Det.Lim.	0.3	50
Units	g/t	ppm
Wilfley Conc.	227	290
Knelson Conc. A	59.4	250
Knelson Conc. B	60.5	N.A.
Knelson Tail	9.1	240

This document is issued by the Company under its General Conditions of Service accessible at http://www.sgs.com/terms_and_conditions.htm. Attention is drawn to the limitation of liability, indemnification and jurisdiction issues defined therein.

WARNING: The sample(s) to which the findings recorded herein (the "Findings") relate was (were) drawn and / or provided by the Client or by a third party acting at the Client's direction. The Findings constitute no warranty of the sample's representativity of the goods and strictly relate to the sample(s). The Company accepts no liability with regard to the origin or source from which the sample(s) is/are said to be extracted. The findings report on the samples provided by the client and are not intended for commercial or contractual settlement purposes. Any unauthorized alteration, forgery or falsification of the content or appearance of this document is unlawful and offenders may be prosecuted to the fullest extent of the law.

Appendix C – Particle Size Distributions

SGS Minerals Services
Size Distribution Analysis

Project No.	**50303-001**		
Grinding mill ID:	Rod Mill		
Sample:	**Comp A**	Test No.:	**Grind 15 min**
Density of grind:	**65% solids**	Operator:	
		Date:	

Size		Weight	% Retained		% Passing
Mesh	µm	grams	Individual	Cumulative	Cumulative
48	300	3.4	2.3	2.3	97.7
65	212	5.8	3.9	6.1	93.9
100	150	11.1	7.4	13.5	86.5
150	106	18.8	12.5	26.0	74.0
200	75	13.6	9.0	35.0	65.0
270	53	7.7	5.1	40.1	59.9
400	38	5.7	3.8	43.9	56.1
Pan	-38		0.0	43.9	56.1
Total	**-**	**150.5**	43.9	**-**	**-**
K80	**126**				

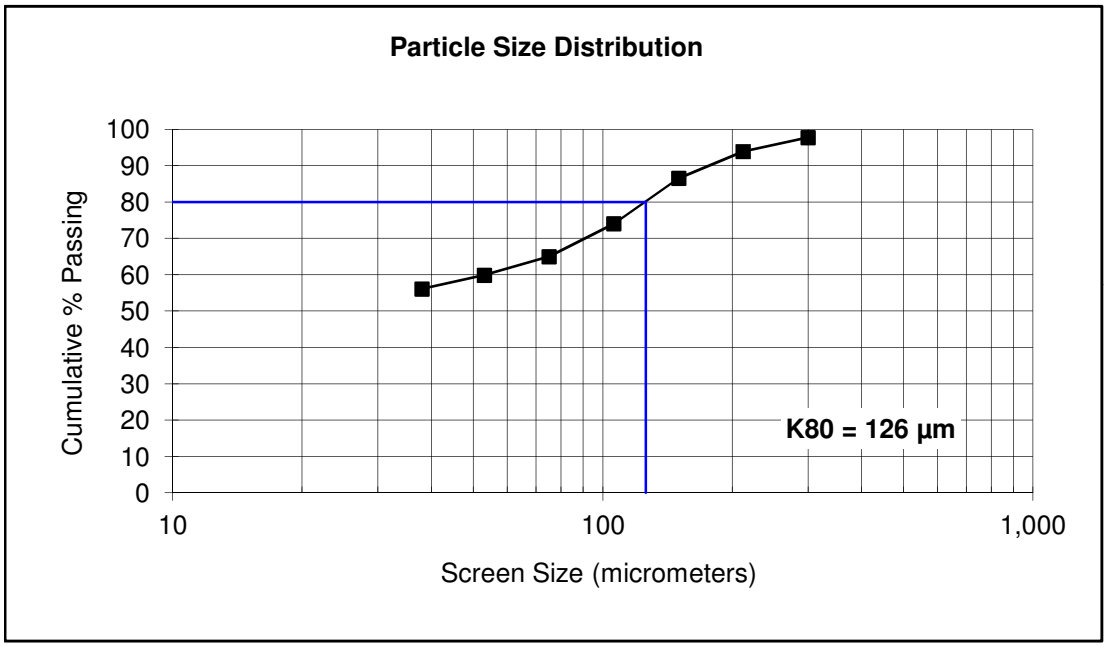

SGS Minerals Services
Size Distribution Analysis

Project No.	**50303-001**		
Grinding mill ID:	Rod Mill		
Sample:	**Comp A**	Test No.:	**Grind 30 min**
Density of grind:	**65% solids**	Operator:	
		Date:	

Size		Weight	% Retained		% Passing
Mesh	µm	grams	Individual	Cumulative	Cumulative
48	300	0.0	0.0	0.0	100.0
65	212	0.0	0.0	0.0	100.0
100	150	2.1	1.3	1.3	98.7
150	106	8.2	5.0	6.3	93.7
200	75	17.6	10.8	17.1	82.9
270	53	18.9	11.6	28.7	71.3
400	38	16.0	9.8	38.5	61.5
Pan	-38		0.0	38.5	61.5
Total	**-**	**163.0**	38.5	**-**	**-**
K80	**69**				

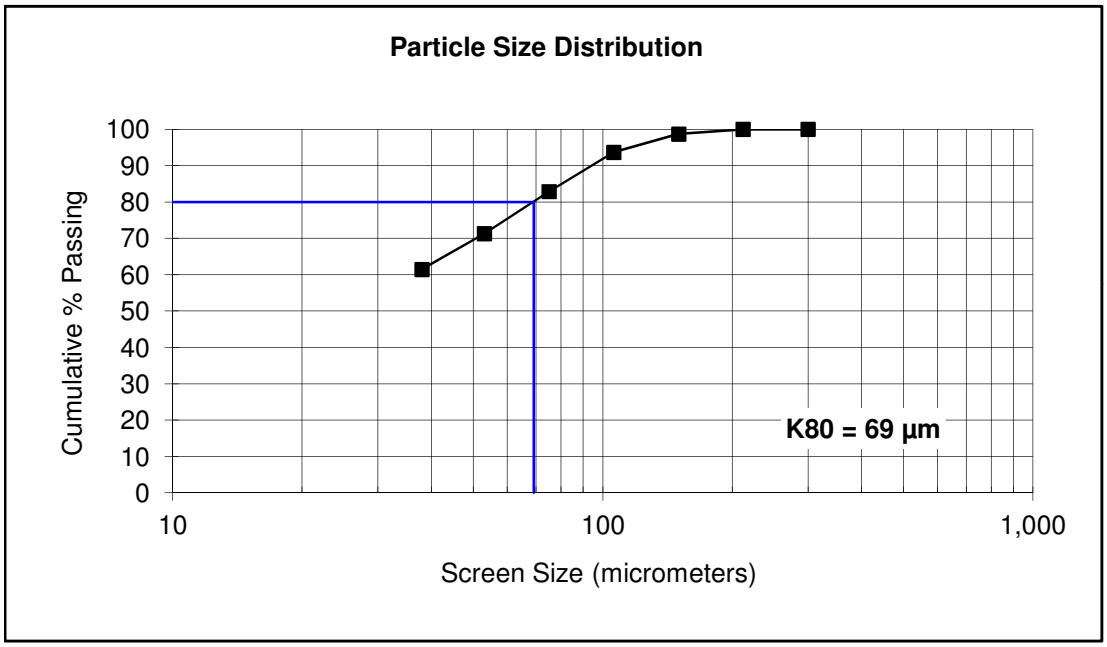

SGS Minerals Services
Size Distribution Analysis

Project No.	**50303-001**		
Grinding mill ID:	Rod Mill		
Sample:	**Comp A**	Test No.:	**30 min**
Density of grind:	**65% solids**	Operator:	
		Date:	

Size		Weight	% Retained		% Passing
Mesh	µm	grams	Individual	Cumulative	Cumulative
48	300	0.0	0.0	0.0	100.0
65	212	0.0	0.0	0.0	100.0
100	150	1.4	0.9	0.9	99.1
150	106	4.9	3.2	4.1	95.9
200	75	14.9	9.7	13.7	86.3
270	53	18.1	11.7	25.5	74.5
400	38	17.8	11.5	37.0	63.0
Pan	-38		0.0	37.0	63.0
Total	**-**	**154.4**	37.0	**-**	**-**
K80	**63**				

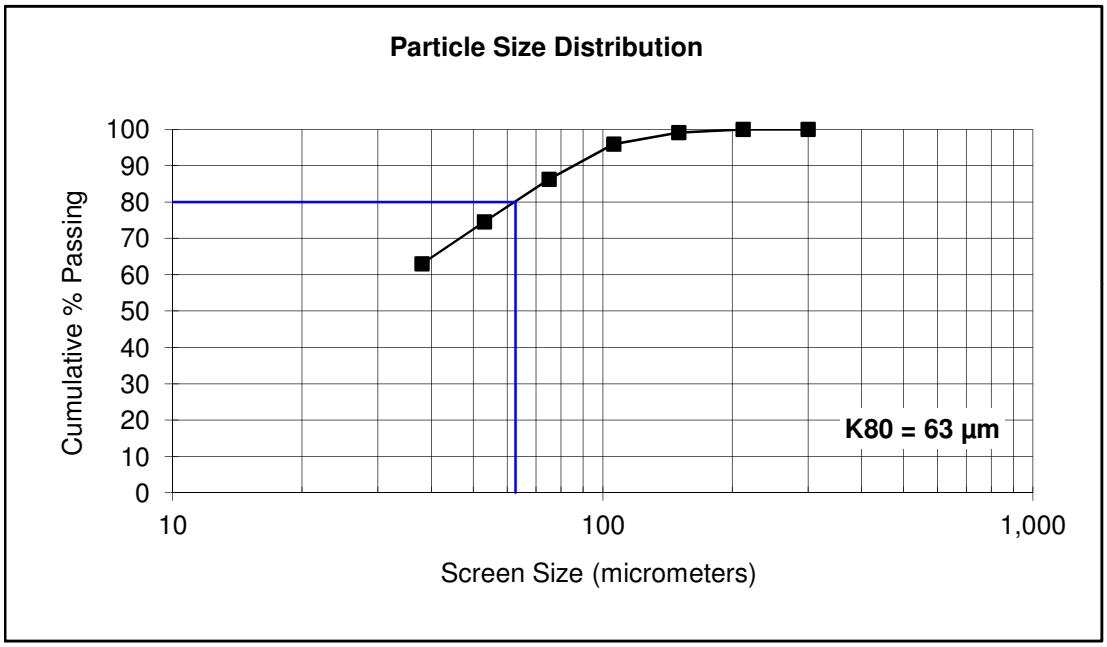

SGS Minerals Services
Size Distribution Analysis

Project No.	**50303-001**		
Grinding mill ID:	Rod Mill		
Sample:	**Comp B**	Test No.:	**Grind 15 min**
Density of grind:	**65% solids**	Operator:	
		Date:	

Size		Weight	% Retained		% Passing
Mesh	µm	grams	Individual	Cumulative	Cumulative
48	300	13.3	9.1	9.1	90.9
65	212	13.0	8.9	18.0	82.0
100	150	14.5	9.9	27.8	72.2
150	106	15.4	10.5	38.4	61.6
200	75	9.6	6.6	44.9	55.1
270	53	6.2	4.2	49.1	50.9
400	38	5.3	3.6	52.8	47.2
Pan	-38		0.0	52.8	47.2
Total	**-**	**146.5**	52.8	**-**	**-**
K80	**198**				

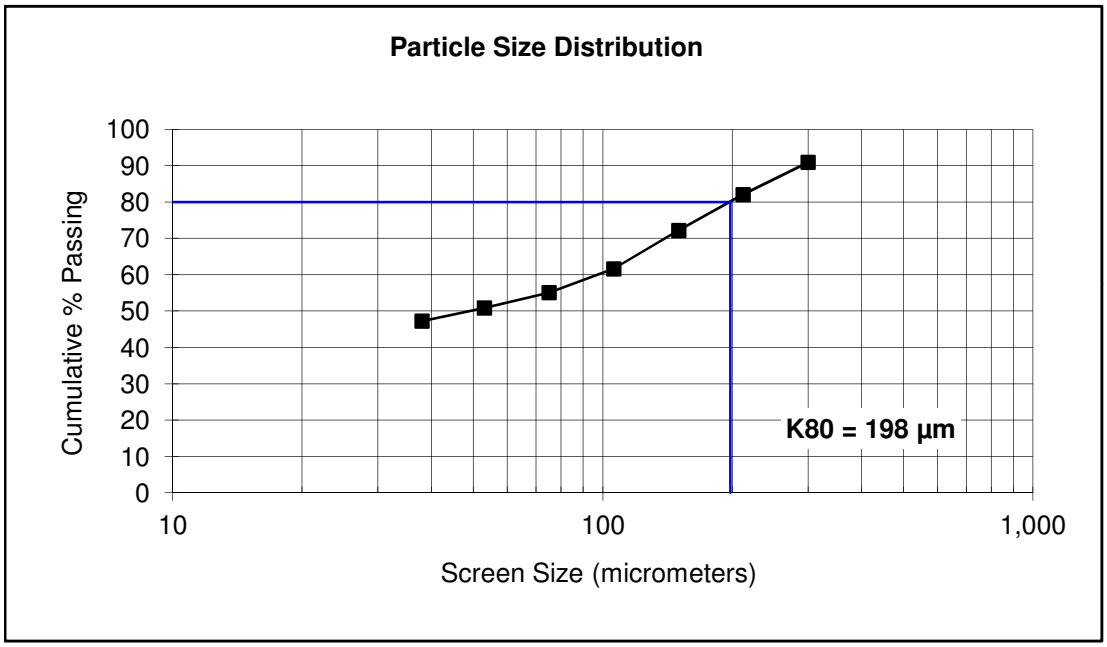

SGS Minerals Services
Size Distribution Analysis

Project No. **50303-001**
Grinding mill ID: Rod Mill
Sample: **Comp B**
Density of grind: **65% solids**

Test No.: **Grind 30 min**
Operator:
Date:

Size		Weight	% Retained		% Passing
Mesh	µm	grams	Individual	Cumulative	Cumulative
48	300	0.0	0.0	0.0	100.0
65	212	0.0	0.0	0.0	100.0
100	150	1.1	0.7	0.7	99.3
150	106	5.3	3.5	4.3	95.7
200	75	9.4	6.3	10.5	89.5
270	53	10.9	7.3	17.8	82.2
400	38	11.3	7.5	25.3	74.7
Pan	-38		0.0	25.3	74.7
Total	**-**	**150.0**	25.3	**-**	**-**
K80	**48**				

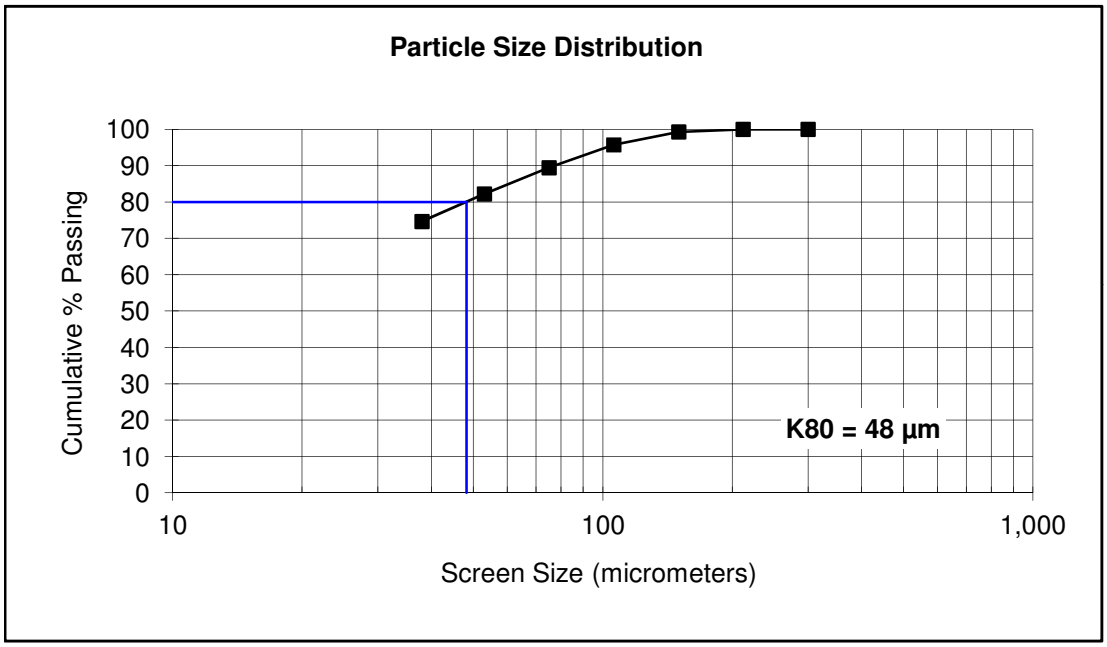

SGS Minerals Services
Size Distribution Analysis

Project No. **50303-001**
Grinding mill ID: Rod Mill
Sample: **Comp B**
Density of grind: **65% solids**

Test No.: **25 min**
Operator:
Date:

Size		Weight	% Retained		% Passing
Mesh	µm	grams	Individual	Cumulative	Cumulative
48	300	0.0	0.0	0.0	100.0
65	212	2.6	1.5	1.5	98.5
100	150	8.0	4.6	6.1	93.9
150	106	13.4	7.7	13.7	86.3
200	75	22.7	13.0	26.7	73.3
270	53	18.1	10.4	37.1	62.9
400	38	17.5	10.0	47.1	52.9
Pan	-38		0.0	47.1	52.9
Total	**-**	**174.6**	47.1	**-**	**-**
K80	**90**				

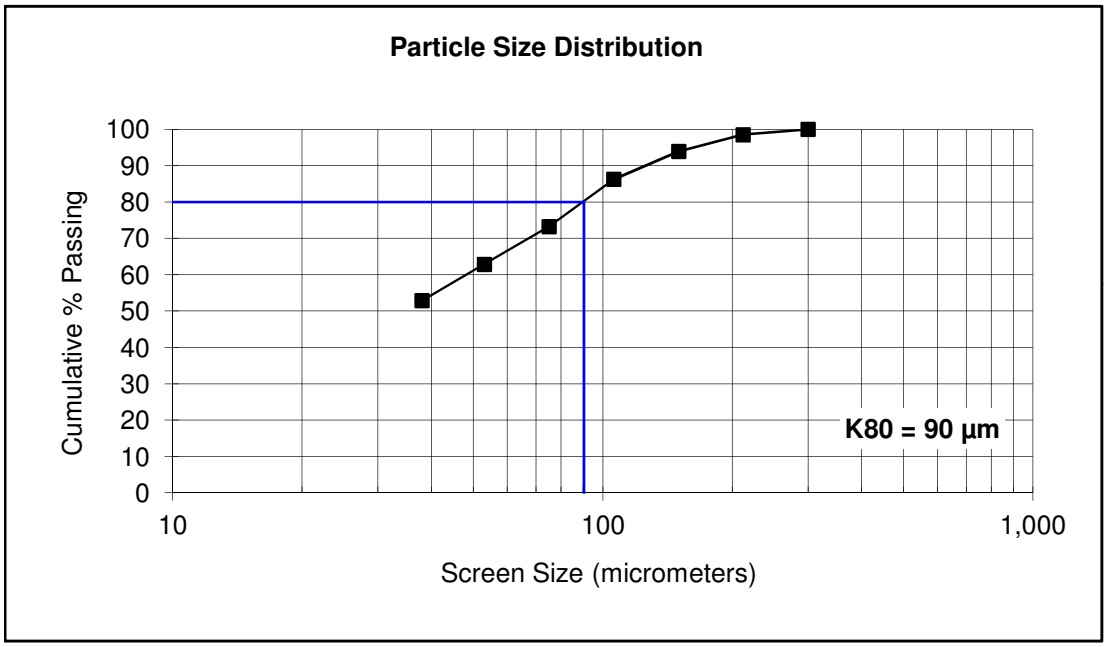

SGS Minerals Services
Size Distribution Analysis

Project No. **50303-001**
Grinding mill ID: Rod Mill
Sample: **Comp A**
Density of grind:

Test No.: **Knelson tail**
Operator:
Date:

Size		Weight	% Retained		% Passing
Mesh	µm	grams	Individual	Cumulative	Cumulative
48	300	0.0	0.0	0.0	100.0
65	212	0.0	0.0	0.0	100.0
100	150	2.0	1.6	1.6	98.4
150	106	8.9	7.3	9.0	91.0
200	75	14.5	11.9	20.9	79.1
270	53	11.0	9.1	30.0	70.0
400	38	10.6	8.7	38.7	61.3
Pan	-38		0.0	38.7	61.3
Total	**-**	**121.4**	38.7	**-**	**-**
K80	**77**				

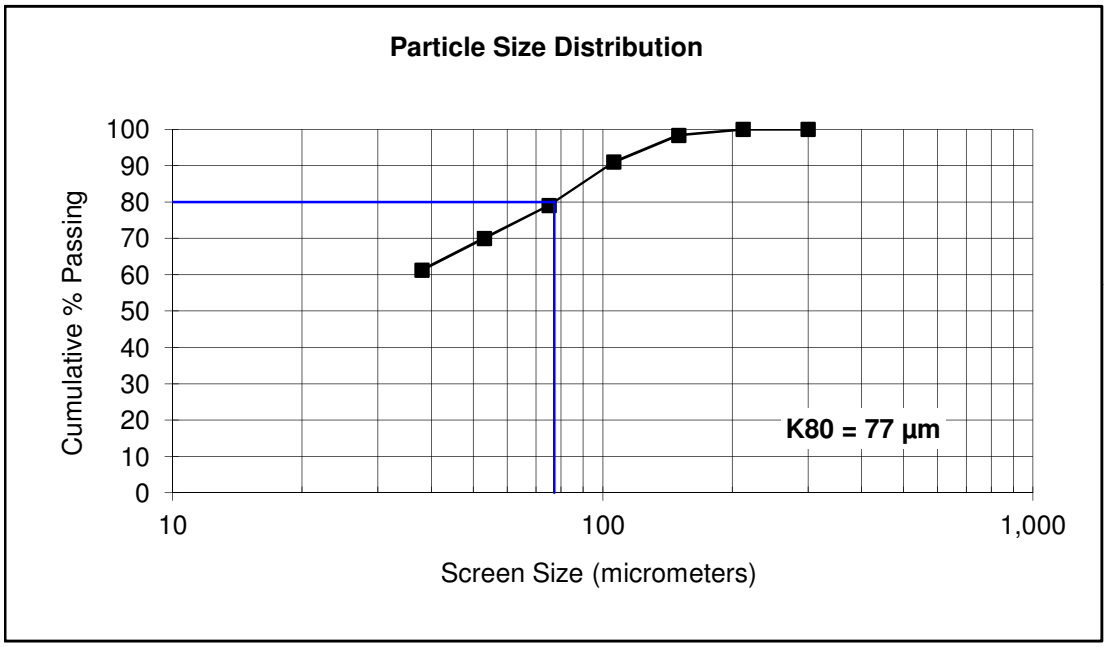

SGS Minerals Services
Size Distribution Analysis

Project No. **50303-001**
Grinding mill ID: Rod Mill
Sample: **COPM-B**
Density of grind:

Test No.: **Knelson tail**
Operator:
Date:

Size		Weight	% Retained		% Passing
Mesh	µm	grams	Individual	Cumulative	Cumulative
48	300	0.0	0.0	0.0	100.0
65	212	0.5	0.4	0.4	99.6
100	150	4.9	3.9	4.2	95.8
150	106	13.8	10.9	15.1	84.9
200	75	17.3	13.6	28.7	71.3
270	53	12.1	9.5	38.2	61.8
400	38	11.6	9.1	47.4	52.6
Pan	-38		0.0	47.4	52.6
Total	**-**	**127.1**	47.4	**-**	**-**
K80	**94**				

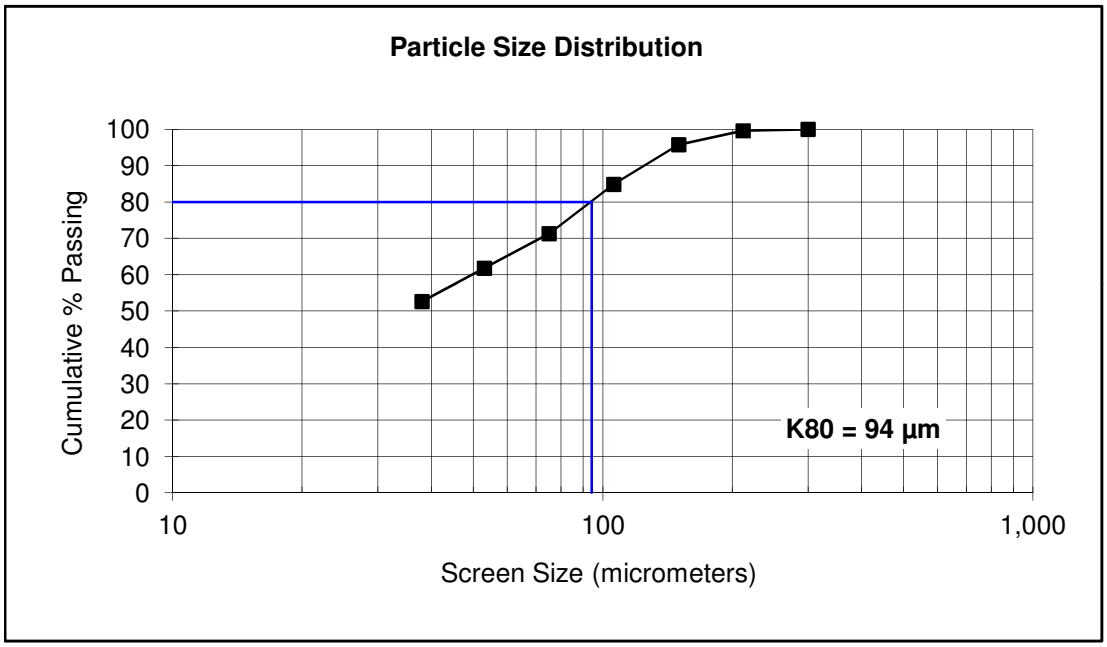

An Investigation into

THE RECOVERY OF COPPER, LEAD, ZINC AND SILVER FROM THE KEG PROPERTY

prepared for

SILVER RANGE RESOURCES LTD.

Project CALR-13589-001 – Final Report
July 12, 2013

NOTE:
The practice of this Company in issuing reports of this nature is to require the recipient not to publish the report or any part thereof without the written consent of SGS Minerals Services. This document is issued by the Company under its General Conditions of Service accessible at http://www.sgs.com/terms_and_conditions.htm. Attention is drawn to the limitation of liability, indemnification and jurisdiction issues defined therein. WARNING: The sample(s) to which the findings recorded herein (the 'Findings') relate was (were) drawn and / or provided by the Client or by a third party acting at the Client's direction. The Findings constitute no warranty of the sample's representativity of the goods and strictly relate to the sample(s). The Company accepts no liability with regard to the origin or source from which the sample(s) is/are said to be extracted. The findings report on the samples provided by the client and are not intended for commercial or contractual settlement purposes. Any unauthorized alteration, forgery or falsification of the content or appearance of this document is unlawful and offenders may be prosecuted to the fullest extent of the law. Test method information available upon request.

SGS Canada Inc. | P.O. Box 4300, 185 Concession Street, Lakefield, Ontario, Canada K0L 2H0
Tel: (705) 652-2000 Fax: (705) 652-6365 www.met.sgs.com www.ca.sgs.com

Member of the SGS Group (SGS SA)

Table of Contents

Executive Summary iv
Introduction vii
Testwork Summary 1
1. Sample Receipt and Description 1
2. Sample Preparation and Characterization 1
2.1. Sample Preparation and Head Analysis 1
2.2. Mineralogical Analysis 3
3. Bond Ball Mill Grindability Tests 8
4. Gravity Recoverable Silver and Tin 9
5. Flotation Testwork 10
5.1. Flotation Optimization (Overall Composite) 10
5.1.1. Rougher Kinetics 10
5.1.2. Overall Composite Batch Cleaner Tests 13
5.1.3. Overall Composite Locked Cycle Tests (LCT) 15
5.2. Variability Testwork 18
5.2.1. Batch Cleaner Tests 18
5.2.2. Locked Cycle Tests (LCT) 19
5.2.3. Zinc Concentrate Upgrading 24
6. Concentrate Characterization 24
7. Environmental Testwork Summary 28
7.1. ICP-OES/MS Strong Acid Digest Elemental Analyses 28
7.2. Modified Acid Base Accounting and Net Acid Generation Testing 30
7.3. Decant Solution Ageing and LC_{50} Bioassay Tests 32
Conclusions and Recommendations 37

Appendix A – Sample Inventory 39
Appendix B – BWI 45
Appendix C – GRS 58
Appendix D – Rougher and Batch Cleaner Test 70
Appendix E – Variability Testing 102
Appendix F – LCT Tests Results 121
Appendix G – Environmental Results 155
Appendix H – LCSO Lethality Bio Assay Test Report 173
Appendix I – Particles Size Distribution Analysis-Sieve Analysis 178

List of Tables

Table 1: Average Locked Cycle Test Results v
Table 2: Composite Gold and Silver Screened Metallics Analyses 2
Table 3: Head Sample Assays 3
Table 4: Mineral Abundance by Size Fraction 5
Table 5: Bond Ball Mill Grindability Summary 8
Table 6: Gravity Silver Recovery 9
Table 7: Gravity Tin Recovery 10
Table 8: Rougher Kinetics Reagent Scheme and Grind Size Summary 10
Table 9: Summary of Cu/Pb/Zn Rougher Kinetics Results 11
Table 10 : Batch Cleaner Flotation Conditions Summary 13
Table 11 : Batch Cleaner Test Results 14
Table 12: Locked Cycle Test Reagent Additions – Overall Composite 16
Table 13: LCT Results 16
Table 14: Variability Test Results 18
Table 15: Locked Cycle Test Reagent Additions – Variability Composites 19
Table 16 : Locked Cycle Test Results – Variability Composites 21
Table 17: Detailed Final Concentrate Analyses – Zn Concentrate 25
Table 18: Detailed Final Concentrate Analyses – Pb Concentrate 26
Table 19: Detailed Final Concentrate Analyses – Cu Concentrate 27
Table 20: ICP-OES/MS Strong Acid Digest Elemental Analyses Results 29
Table 21: Modified Acid Base Accounting Results 31
Table 22: Net Acid Generation Test Results 32
Table 23: ICP-OES/MS Fresh and Aged Decant Solution Results – LCT1 Comb Tails 34
Table 24: LC_{50} Acute Lethality Toxicity Test Results 35
Table 25: Particle Size Distribution Results 36

List of Figures

Figure 1: Locked Cycle Test Flowsheet v
Figure 2: Composite Sample Preparation Flowsheet 1
Figure 3: Overall Composite Preparation Flowsheet 2
Figure 4: Modal Distribution by Size Fraction 4
Figure 5: Cu-Sulphide Liberation – Overall Comp 6
Figure 6: Galena Liberation – Overall Comp 6
Figure 7: Sphalerite Liberation – Overall Comp 7
Figure 8: Elemental Deportment (Mass % Sn) - Overall Comp 7
Figure 9: Sn Mineral Liberation – Overall Comp 8
Figure 10: Bond Ball Mill Work Index Comparison to the SGS Database 9
Figure 11: Pb Recovery vs. Flotation Time 12
Figure 12: Cu Recovery vs. Flotation Time 12
Figure 13: Zn Recovery vs. Flotation Time 13
Figure 14: LCT Flotation Flowsheet 15
Figure 15: Batch Cleaner Zn Results vs. LCT Test Results 17
Figure 16: Batch Cleaner Pb Results vs. LCT Test Results 17
Figure 17: Batch Cleaner Cu Results vs. LCT Test Results 18
Figure 18: Relationship between Ag and Cu Recovery to Pb Concentrate 21
Figure 19 : Batch Cleaner Results vs. LCT Results 22
Figure 20: Relationship between Head Grade and Recovery to Final Concentrate 23
Figure 21: Zinc Upgrading – Zn/Fe Selectivity 24
Figure 22: ICP-OES/MS Strong Acid Digest Elemental Analyses 29
Figure 23: Comparison of the ICP-OES/MS Elemental Analysis Significant Components 30
Figure 24: ICP-OES/MS Fresh and Aged Decant Solution Results – LCT1 Comb Tails 35
Figure 25: Particle Size Distribution Results 36

Executive Summary

Testwork was completed on 6 variability samples as well as an Overall composite from the Keg deposit. The variability composites ranged in head grades from 0.69 to 2.30% Zn, from 0.15 to 0.62% Pb, and from 0.10 to 0.60% Cu for an Overall composite grading 1.36% Zn, 0.31% Pb, and 0.27% Cu. The samples also contained Ag (21.1 to 89.1 g/t), Sn (0.010 to 0.077%), and In (1.7 to 19.5 g/t).

Mineralogical characterization of the Overall composite showed the minerals to be well liberated at a P_{80} of 100µm. The Overall composite was composed mainly of quartz (30.6%), pyroxene (22.1%), K-feldspar (12.1%), and plagioclase (8.1%). Sulphide minerals accounted for 7.8% of the total minerals and included sphalerite (2.6%), pyrite (2.2%), chalcopyrite (1.1%), pyrrhotite (0.7%), galena (0.5%), and arsenopyrite (0.4%). Tin was present mostly as stannite with trace amounts of cassiterite. Trace amounts of Ag were also observed as native silver and sulphide minerals.

Bond ball mill grindability tests conducted on the variability composites obtained BWI ranging from 15.9 to 17.5 kWh/t, which falls in the hard category of the SGS database.

Evaluation of the amount of gravity recoverable silver and tin showed good Ag recovery at 25.6% while gravity recoverable tin was lower at 5.1%. The gravity concentrate appeared to contain high amount of Pb.

A total of 4 rougher kinetic tests and 11 batch cleaner tests were conducted on the Overall composite to optimize flowsheet and reagent conditions including primary grind, the addition of $ZnSO_4$ as a sphalerite depressant, regrind size, and CuPb separation. The optimized conditions were evaluated in a single batch cleaner test on each of the variability composites. The optimum conditions were as follows:

- A primary grind P_{80} of 100 µm.
- A CuPb rougher pH of 9.5, adjusted with lime ($Ca(OH)_2$) with 3418A (20 g/t) as collector and MIBC (15 g/t) as frother.
- CuPb cleaning included regrinding to a P_{80} of ~25 µm with 75 g/t $ZnSO_4$ and 12.5 g/t NaCN as sphalerite and pyrite depressants as well as 5 g/t 3418A collector prior to three cleaning stages with some collector added to the 2nd and 3rd cleaning stages.
- CuPb separation using NaCN targeting an oxidation-reduction potential of -400 mV (Ag/AgCl) to depress the chalcopyrite.
- The CuPb rougher and CuPb 1st cleaner scavenger tails were combined to feed the Zn circuit.
- Zn was activated with $CuSO_4$ prior to flotation at pH 11.8 using Aero 5100 as collector.
- The Zn rougher concentrate was reground to a P_{80} of ~15 µm prior to four cleaning stages.

Locked cycle tests, using the above conditions and the flowsheet depicted in Figure 1, were completed on the Overall composite as well as each of the variability composites. The test results correlated well with

head grades. The average variability LCT results are compared to the average results for the Overall composite in Table 1.

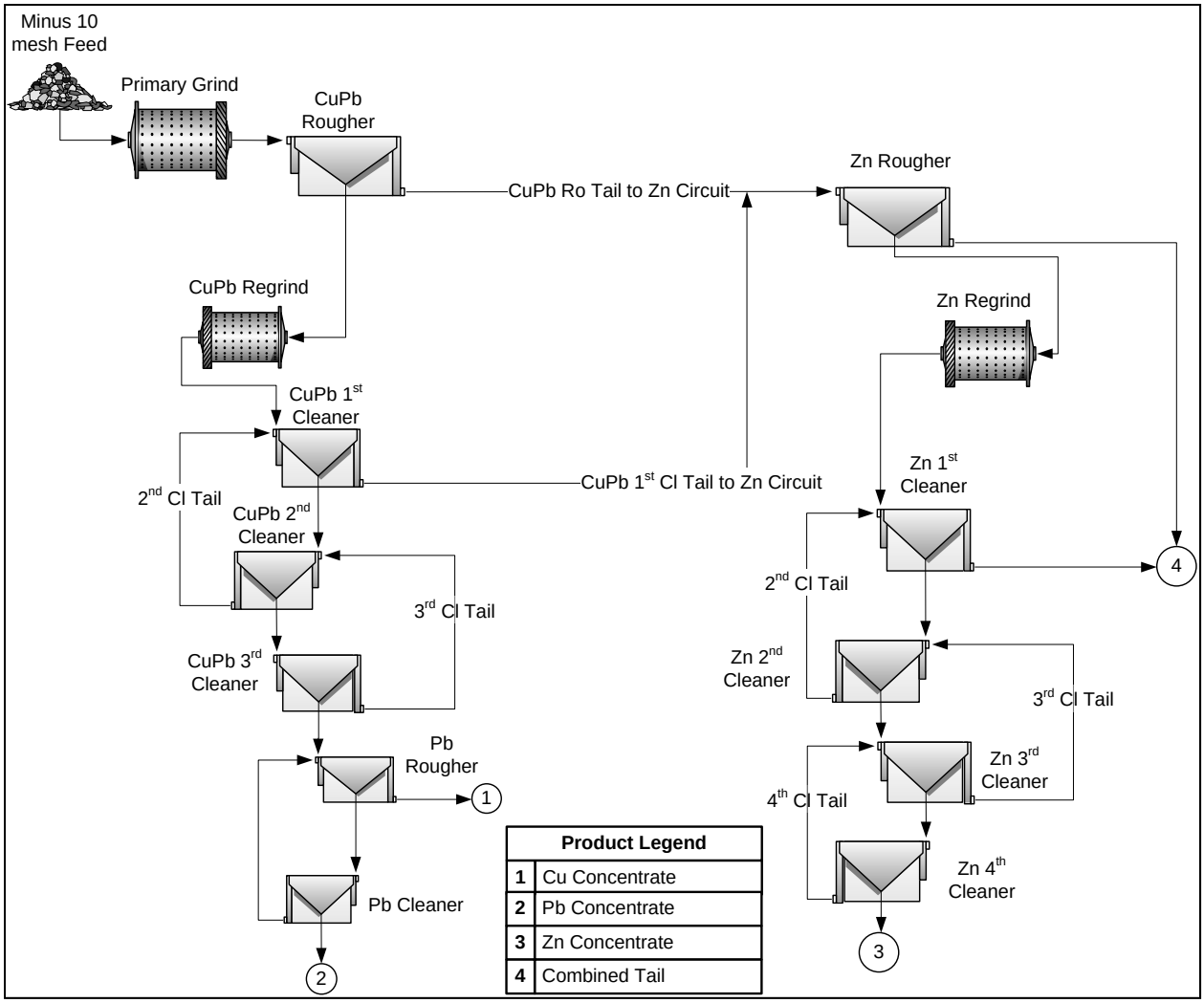

Figure 1: Locked Cycle Test Flowsheet

Table 1: Average Locked Cycle Test Results

Test #	Product	Wt.	Assays (%, g/t)						Distribution (%)					
		(%)	Zn	Pb	Cu	Ag	In	Sn	Zn	Pb	Cu	Ag	In	Sn
Overall Composite Average (LCT1+ LCT8)	Pb Conc	0.4	1.17	62.5	5.96	5741	25*	0.47	0.4	85.4	10.4	61.7	0.9	5.3
	Cu Conc	0.6	4.45	2.54	28.4	1385	151	1.96	2.2	5.0	70.3	21.3	8.1	31.9
	Zn Conc	2.3	48.6	0.49	0.85	111	371	0.03	86.4	3.5	7.7	6.2	73.0	1.8
	Combined Tail	96.6	0.15	0.02	0.03	4.6	2	0.02	11.0	6.2	11.6	10.8	18.0	60.9
	Head	100.0	1.31	0.33	0.26	41.5	11.9	0.04	100.0	100.0	100.0	100.0	100.0	100.0
Variability Average (LCT2-LCT7)	Pb Conc	0.4	1.16	65.1	4.19	5816	26*	0.44	0.5	82.4	8.4	57.2	1.9	5.1
	Cu Conc	0.7	4.36	4.10	27.2	1458	150	1.99	2.2	6.5	69.4	22.7	8.1	26.7
	Zn Conc	2.7	43.0	0.63	0.90	136	319	0.04	88.6	4.4	10.8	8.2	71.7	1.1
	Combined Tail	96.2	0.11	0.02	0.03	4.8	2	0.02	8.7	6.6	11.4	11.8	18.3	67.2
	Head	100.0	1.32	0.31	0.25	41.1	11.9	0.04	100.0	100.0	100.0	100.0	100.0	100.0

* Values <50 g/t were estimated to target head grade

Attempts to recover tin from the Zn rougher tailings were unsuccessful.

In tests to upgrade the poor Zn concentrate produced in LCT5, sodium metabisulphite performed better than sodium cyanide and was able to upgrade the Zn concentrate from 29.9% Zn to 42.9% Zn with 98.5% stage recovery.

Analysis of the Overall composite (LCT1) tailings solids found the Zn 1st cleaner scavenger tailings to contain significant concentrations of As (1.7%) and Zn (2.0%), which may be of environmental concern.

Modified acid base accounting (ABA) and net acid generation (NAG) tests found the Zn 1st cleaner scavenger tailings to have a strong potential for acid generation while it was uncertain whether the Zn rougher tails would potentially generate acid.

Analysis of the fresh and aged LCT1 Combined tailings decant solutions reported decreasing pH, increasing acidity and concentrations of arsenic (1.79 to 0.975 mg/L) well in excess of the MMER and World Bank limits (0.5 and 0.1 mg/L, respectively) throughout the 56 day ageing test period. Acute lethality bioassay testing resulted in the non-lethal designations for both trout and *Daphnia magna*.

PSD analyses determined that both samples (LCT1 Zn rougher tailings and LCT1 Zn 1st cleaner scavenger tailings) were comprised predominantly of fine grained material (-200 mesh or <0.075 mm) with the Zn 1st cleaner scavenger tailings having a much finer size distribution and containing a significant proportion of clay sized grains (<0.002 mm).

Introduction

Core samples from the Keg deposit were submitted to SGS Minerals Services (SGS) for metallurgical beneficiation testing at the request of Mr. Lawrence Melis of Melis Engineering Ltd. (Melis) on behalf of Silver Range Resources Ltd. The objective of the testwork was to quantify the metallurgical response of the mineralization in terms of payable metal recoveries. The targeted metals include lead (Pb), zinc (Zn), silver (Ag), copper (Cu), and possibly tin (Sn) and indium (In).

The metallurgical test program included mineralogy, beneficiation by gravity, flotation optimization testwork, as well as grindability testing. An environmental testing program completed the project.



Dominique Lascelles
Flotation Group Leader, Mineral Processing



Dan Imeson, MSc.
Manager, Mineral Processing

Experimental work by: Charlene Caza, Tracey MacNeil, Brian Wakeford
Report preparation by: Sylvie Simard
Reviewed by: D. Lascelles, S. McKenzie, D. Imeson

Testwork Summary

1. Sample Receipt and Description

Approximately 630 kg of drill core contained in three drums were received at the SGS Lakefield site on April 23th, 2012. The shipment was given the SGS receipt number 0336-APR12, and was inventoried shortly after receipt. The shipment contained 301 intervals classified under six composites and the complete inventory is detailed in Appendix A.

2. Sample Preparation and Characterization

2.1. Sample Preparation and Head Analysis

The composite samples were labeled Comp A to Comp F. The intervals from each composite were blended and crushed for BWI testwork. The remaining material was then crushed to 10 mesh and 25 kg was riffled out to make up the overall composite. The rest of the composite samples were blended and rotary split into 2-kg test charges for the subsequent testwork. One 2-kg test charge from each composite was used for Au/Ag pulp metallic and head assay. Figure 2 presents the samples preparation flowsheet for the composites.

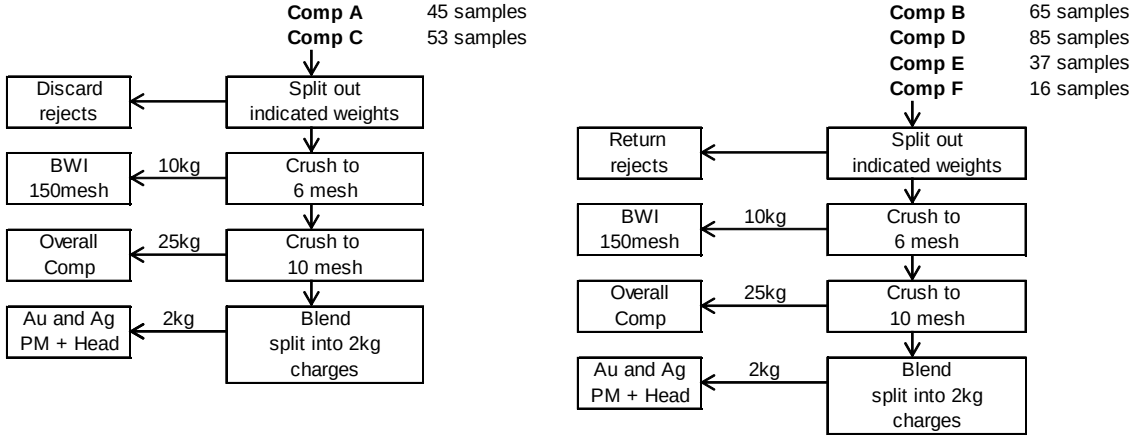

Figure 2: Composite Sample Preparation Flowsheet

A total of 150 kg was blended from the 6 composite samples. A 31-kg sub-sample was riffled out and crushed to 20 mesh and then split into 10-kg charges. The remaining material was split into 2kg charges, with one of them being used for Au/Ag pulp metallics and head analysis.

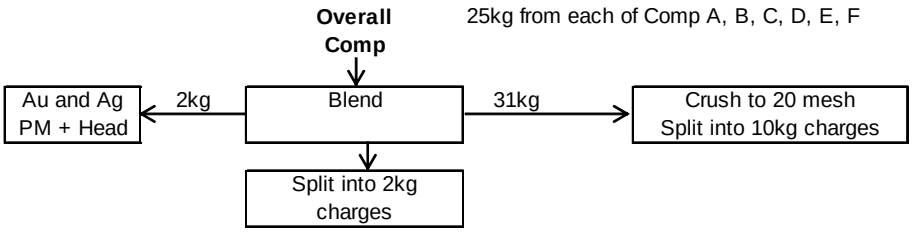

Figure 3: Overall Composite Preparation Flowsheet

A sample of 1-kg of each composite was submitted to the screened metallics analysis for Au and Ag. The pulp and metallics Au and Ag analyses presented in Table 2, indicated that there is no significant potential to recover the precious metals via gravity. A 250g head assay sample from each composite (7 in total) was submitted for Pb, Cu, Zn, Fe, S, Sn, In, Hg, ICP-OES (Al, As, Ba, Be, Bi, Ca, Cd, Co, Cr, K, Li, Mg, Mn, Mo, Na, Ni, P, Sb, Se, Sn, Sr, Ti, Tl, U, V, and Y), WRA, ABA, NAG, and specific gravity analyses as well as Au, Ag, Pt, and Pd by fire assay. The head assays are presented in Table 3

Table 2: Composite Gold and Silver Screened Metallics Analyses

Composite	Head	+150mesh		-150mesh			% Distribution	
	Ag (g/t)	Wt. %	g/t Ag	Wt. %	g/t Ag A	g/t Ag B	+150mesh	-150mesh
Comp A	81.7	2.96	<5	97.0	84.7	83.6	0.1	99.9
Comp B	58.3	2.57	<5	97.4	59.8	59.7	0.1	99.9
Comp C	39.5	2.45	<5	97.6	39.9	40.8	0.3	99.7
Comp D	32.8	2.74	<5	97.3	33.8	33.7	0.0	100.1
Comp E	22.9	2.31	<5	97.7	23.0	23.6	0.6	99.4
Comp F	33.4	2.45	<5	97.6	34.3	34.0	0.3	99.7
Overall Comp	44.6	2.50	<5	97.5	45.8	45.6	0.1	99.9

Composite	Head	+150mesh		-150mesh			% Distribution	
	Au (g/t)	Wt. %	g/t	Wt. %	g/t Au A	g/t Au B	+150mesh	-150mesh
Comp A	< 0.02	2.96	< 0.02	97.0	< 0.02	< 0.02	-	-
Comp B	< 0.02	2.57	< 0.02	97.4	< 0.02	< 0.02	-	-
Comp C	< 0.02	2.45	< 0.02	97.6	< 0.02	< 0.02	-	-
Comp D	< 0.02	2.74	< 0.02	97.3	< 0.02	< 0.02	-	-
Comp E	< 0.02	2.31	< 0.02	97.7	< 0.02	< 0.02	-	-
Comp F	< 0.02	2.45	< 0.02	97.6	< 0.02	< 0.02	-	-
Overall Comp	< 0.02	2.50	< 0.02	97.5	< 0.02	< 0.02	-	-

Table 3: Head Sample Assays

Element	Unit	Comp A	Comp B	Comp C	Comp D	Comp E	Comp F	Overall Comp
XRF - Pyrosulphate Fusion								
Cu	%	0.18	0.60	0.31	0.10	0.14	0.19	0.27
Pb	%	0.62	0.30	0.34	0.27	0.15	0.28	0.31
Zn	%	0.69	2.30	1.67	0.89	1.28	1.14	1.36
Fe	%	3.20	5.51	4.53	4.57	4.84	4.87	4.70
Internal Standards								
Sn	%	0.077	0.076	0.023	0.010	0.021	0.036	0.040
LECO								
S	%	1.83	4.14	2.93	2.77	2.58	2.77	2.81
Fire Assay								
Au	g/t	< 0.02	< 0.02	< 0.02	< 0.02	0.02	< 0.02	< 0.02
Pt	g/t	< 0.02	< 0.02	< 0.02	< 0.02	< 0.02	< 0.02	< 0.02
Pd	g/t	< 0.02	< 0.02	< 0.02	< 0.02	< 0.02	< 0.02	< 0.02
Atomic Absorption								
Ag	g/t	89.1	56.2	44.1	32.3	21.1	32.7	41.6
In	%	< 0.002	< 0.002	< 0.002	< 0.002	< 0.002	< 0.002	< 0.002
Pb	%	0.56	0.30	0.31	0.24	0.15	0.28	0.28
ICP-MS								
In	g/t	1.7	15.6	13.1	8.8	19.5	9.1	11.4
WRA - XRF - Borate Fusion								
SiO_2	%	58.8	56.2	59.9	61.9	60.1	57.1	59.2
Al_2O_3	%	7.11	6.44	7.35	7.62	7.24	8.12	7.30
Fe_2O_3	%	4.70	8.43	6.82	6.91	7.38	7.20	6.81
MgO	%	4.01	3.90	4.07	3.90	3.52	4.09	3.94
CaO	%	12.4	11.4	10.6	10.5	11.9	12.1	11.4
Na_2O	%	0.38	0.87	0.69	0.51	0.57	0.48	0.60
K_2O	%	2.14	1.42	2.65	1.99	1.53	1.99	1.99
TiO_2	%	0.45	0.39	0.45	0.45	0.44	0.48	0.44
P_2O_5	g/t	0.18	0.22	0.24	0.26	0.18	0.27	0.23
MnO	g/t	0.23	0.37	0.33	0.24	0.37	0.23	0.29
Cr_2O_3	g/t	0.02	0.02	0.10	0.02	0.02	0.02	0.02
V_2O_5	g/t	0.01	0.02	0.02	0.03	0.02	0.04	0.02
LOI	g/t	5.02	3.41	3.40	3.43	3.90	3.33	3.42
Sum	g/t	95.4	93.1	96.6	97.7	97.1	95.5	95.6
ICP-OES								
As	g/t	148	39	101	31	99	432	176
Ba	g/t	1520	793	1540	845	918	1180	1000
Be	g/t	1.00	0.98	1.08	1.04	1.05	1.09	1.07
Bi	g/t	132	119	89	105	68	66	96
Cd	g/t	112	521	327	168	278	201	279
Co	g/t	9.9	18	19	12	17	13	14
Li	g/t	38	44	26	29	20	42	35
Mo	g/t	< 10	< 10	< 10	< 10	11	13	< 10
Ni	g/t	36	39	42	33	39	45	37
Sb	g/t	14	< 10	< 10	< 10	< 10	13	< 10
Se	g/t	82	86	77	40	38	62	69
Sr	g/t	177	134	153	165	148	172	168
Tl	g/t	< 30	< 30	< 30	< 30	< 30	< 30	< 30
U	g/t	< 20	< 20	< 20	< 20	< 20	< 20	< 20
Y	g/t	19.8	20.1	20.4	20.1	19.7	21.2	21.1

2.2. Mineralogical Analysis

A sample of the overall composite was ground to an approximate P_{80} of 100 µm. A sample of approximately 250g of sample was riffled to complete a full screen analysis, using four sizes (+106 µm,

-106 µm/+53 µm, -53 µm/+20 µm and -20 µm). The Overall composite was submitted for mineralogical analysis by QEMSCAN (Quantitative Evaluation of Minerals analysis, by SCANning Electron Microscopy) in order to identify the minerals and their liberation. The sulphide minerals observed in the overall sample were sphalerite (2.6%), pyrite (2.2%), chalcopyrite (1.1%) pyrrhotite (0.7%), arsenopyrite (0.4%) and galena (0.5%). The mineral abundance by size fraction is presented in Table 4. The results are presented in a histogram in Figure 4.

The gangue minerals were principally quartz at 30.6%, pyroxene 22.1%, K-feldspar 12.1% and plagioclase at 8.1%. The other minerals observed were calcite (5.7%), epidote (5.2%), chlorite (3.0%) and titanite/sphene (2.0%).

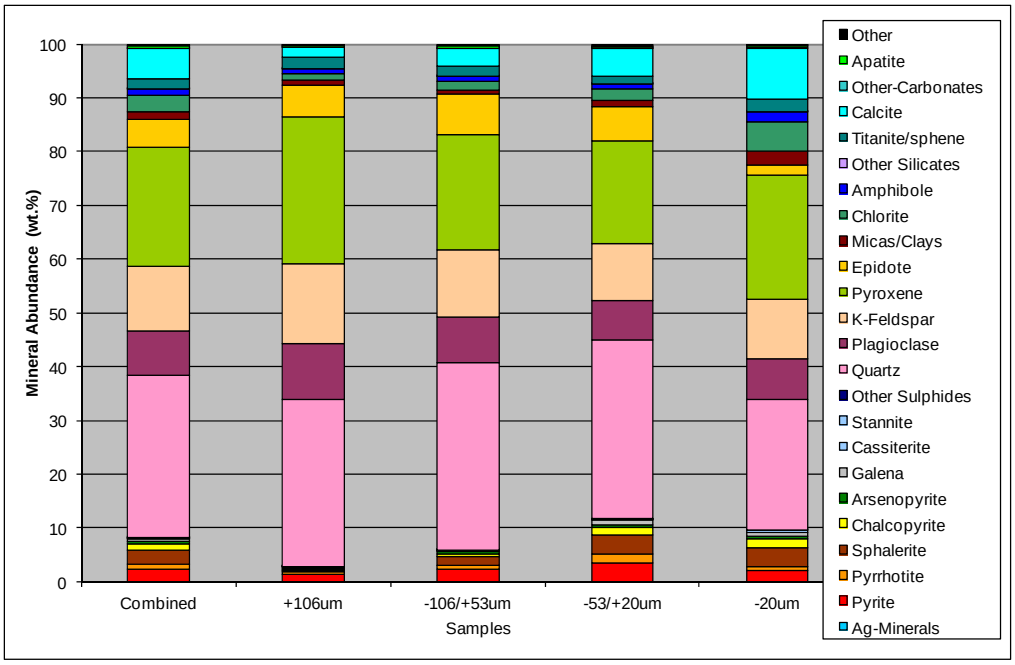

Figure 4: Modal Distribution by Size Fraction

Table 4: Mineral Abundance by Size Fraction

Survey		Silver Range								
Project		13589-001 / MI5051-MAY12								
Sample		Overall Comp								
Fraction		Combined	+106um		-106/+53um		-53/+20um		-20um	
Mass Size Distribution (%)			17.0		23.2		26.6		33.2	
Calculated ESD Particle Size		17	100		52		23		8	
		Sample	Sample	Fraction	Sample	Fraction	Sample	Fraction	Sample	Fraction
Mineral Mass (%)	Ag-Minerals	0.002	0.000	0.001	0.000	0.001	0.001	0.005	0.000	0.000
	Pyrite	2.2	0.2	1.2	0.5	2.1	0.8	3.1	0.7	2.0
	Pyrrhotite	0.7	0.1	0.4	0.1	0.6	0.4	1.3	0.2	0.5
	Sphalerite	2.6	0.1	0.4	0.4	1.8	1.0	3.6	1.2	3.5
	Chalcopyrite	1.1	0.0	0.2	0.1	0.5	0.3	1.2	0.6	1.8
	Arsenopyrite	0.4	0.0	0.3	0.1	0.4	0.2	0.7	0.1	0.4
	Galena	0.5	0.0	0.1	0.1	0.2	0.2	0.8	0.2	0.8
	Cassiterite	0.0	0.0	0.0	0.0	0.0	0.0	0.0	0.0	0.0
	Stannite	0.2	0.0	0.0	0.0	0.1	0.0	0.1	0.1	0.4
	Other Sulphides	0.0	0.0	0.0	0.0	0.0	0.0	0.0	0.0	0.0
	Quartz	30.6	5.3	31.2	8.1	34.9	8.9	33.6	8.2	24.8
	Plagioclase	8.1	1.7	10.1	2.0	8.5	1.9	7.3	2.5	7.5
	K-Feldspar	12.2	2.5	15.0	2.9	12.6	2.9	10.8	3.8	11.5
	Pyroxene	22.1	4.7	27.6	5.0	21.5	5.1	19.3	7.3	22.0
	Epidote	5.2	1.0	6.0	1.7	7.5	1.7	6.5	0.7	2.1
	Micas/Clays	1.5	0.1	0.7	0.2	0.8	0.3	1.1	0.9	2.6
	Chlorite	3.0	0.2	1.2	0.4	1.6	0.6	2.2	1.8	5.4
	Amphibole	1.1	0.1	0.8	0.2	0.9	0.2	0.8	0.6	1.8
	Other Silicates	0.0	0.0	0.1	0.0	0.1	0.0	0.0	0.0	0.0
	Titanite/sphene	2.0	0.4	2.2	0.4	1.8	0.4	1.5	0.8	2.5
	Calcite	5.7	0.3	1.8	0.8	3.4	1.4	5.1	3.2	9.8
	Other-Carbonates	0.0	0.0	0.0	0.0	0.0	0.0	0.0	0.0	0.1
	Apatite	0.5	0.1	0.5	0.1	0.5	0.1	0.4	0.2	0.5
	Other	0.3	0.0	0.2	0.1	0.3	0.1	0.4	0.1	0.2
	Total	100.0	17.0	100.0	23.2	100.0	26.6	100.0	33.2	100.0
Mean Grain Size by Frequency (µm)	Ag-Minerals	6	9		6		5		0	
	Pyrite	13	29		28		15		8	
	Pyrrhotite	12	22		19		12		8	
	Sphalerite	15	43		39		21		10	
	Chalcopyrite	12	33		35		23		8	
	Arsenopyrite	21	82		55		25		10	
	Galena	13	26		24		21		9	
	Cassiterite	23	9		32		7		0	
	Stannite	8	12		14		12		7	
	Other Sulphides	7	9		10		9		3	
	Quartz	15	31		27		18		8	
	Plagioclase	10	21		16		11		6	
	K-Feldspar	12	26		20		14		7	
	Pyroxene	12	28		20		13		7	
	Epidote	19	34		28		17		8	
	Micas/Clays	5	11		8		5		4	
	Chlorite	8	16		13		10		6	
	Amphibole	5	11		8		5		4	
	Other Silicates	6	10		7		4		4	
	Titanite/sphene	8	12		10		8		6	
	Calcite	8	19		17		11		6	
	Other-Carbonates	7	9		12		7		5	
	Apatite	8	14		11		10		5	
	Other	12	22		23		15		6	

The sulphide minerals are well liberated at a P_{80} of ~100 µm with Cu-Sulphide (~89%); sphalerite (95%); Fe-Sulphides (~90%), galena (~90%) and arsenopyrite (~97%). The Cu-sulphide, galena, and sphalerite mineral liberation data are presented in Figure 5, Figure 6, and Figure 7, respectively.

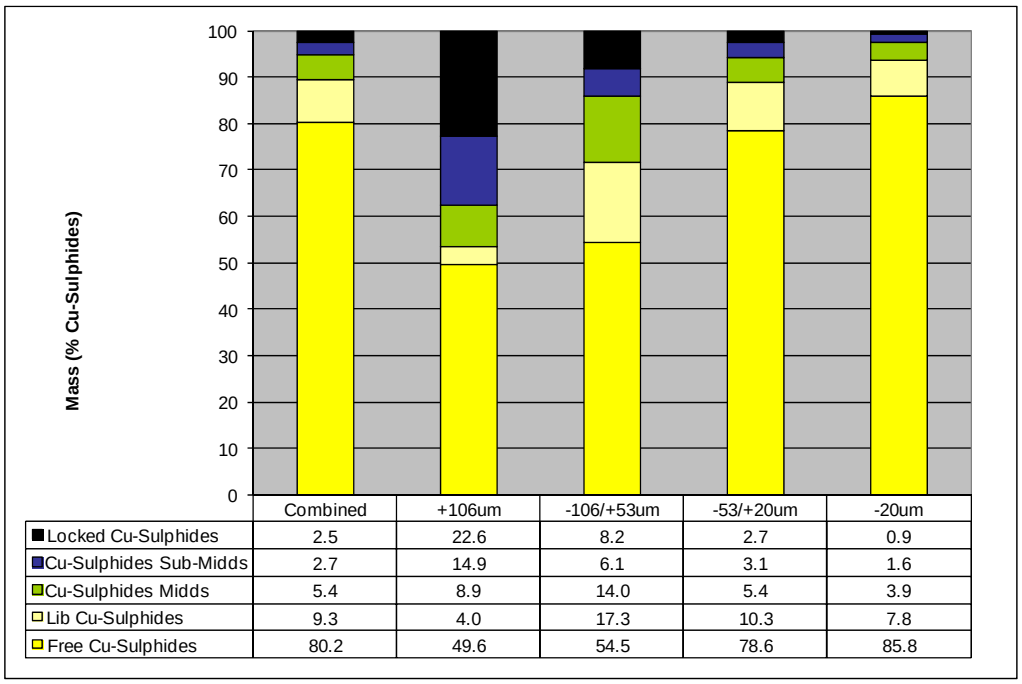

	Combined	+106um	-106/+53um	-53/+20um	-20um
Locked Cu-Sulphides	2.5	22.6	8.2	2.7	0.9
Cu-Sulphides Sub-Midds	2.7	14.9	6.1	3.1	1.6
Cu-Sulphides Midds	5.4	8.9	14.0	5.4	3.9
Lib Cu-Sulphides	9.3	4.0	17.3	10.3	7.8
Free Cu-Sulphides	80.2	49.6	54.5	78.6	85.8

Figure 5: Cu-Sulphide Liberation – Overall Comp

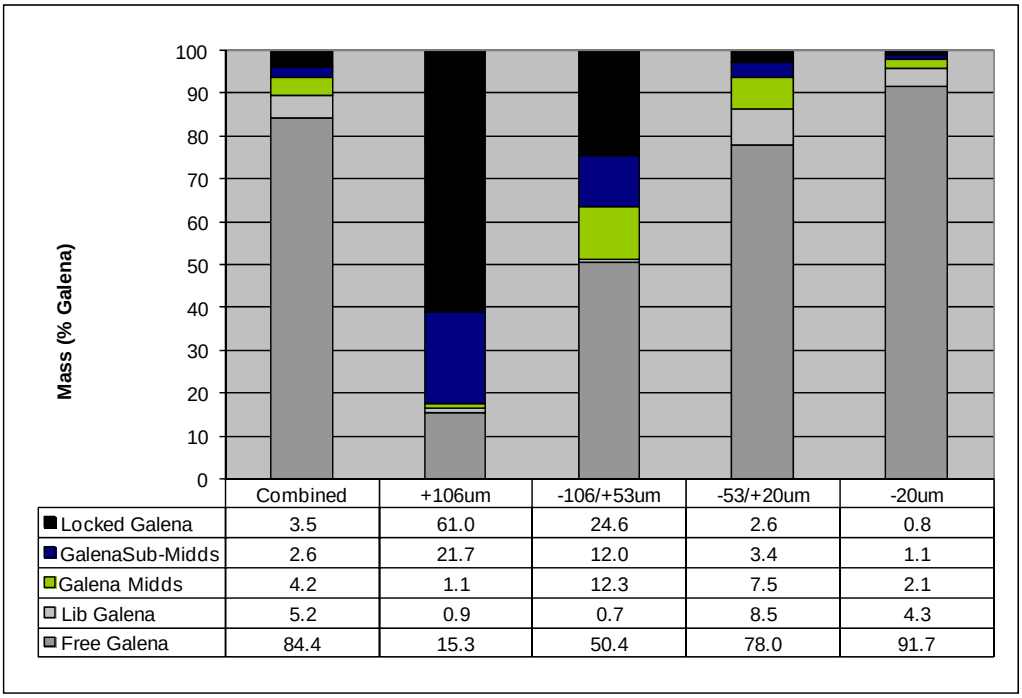

	Combined	+106um	-106/+53um	-53/+20um	-20um
Locked Galena	3.5	61.0	24.6	2.6	0.8
GalenaSub-Midds	2.6	21.7	12.0	3.4	1.1
Galena Midds	4.2	1.1	12.3	7.5	2.1
Lib Galena	5.2	0.9	0.7	8.5	4.3
Free Galena	84.4	15.3	50.4	78.0	91.7

Figure 6: Galena Liberation – Overall Comp

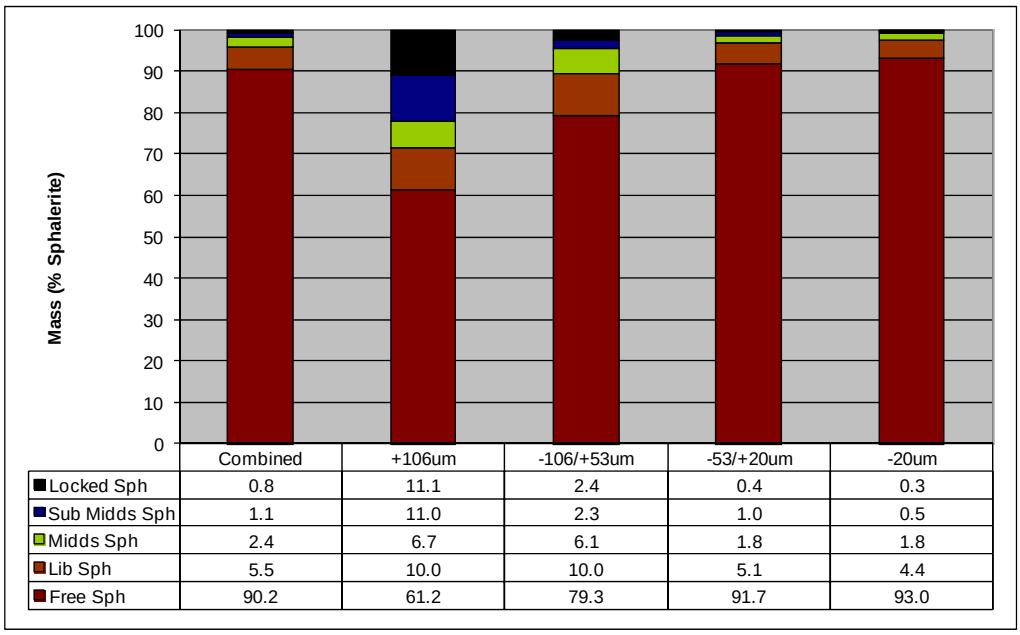

	Combined	+106um	-106/+53um	-53/+20um	-20um
Locked Sph	0.8	11.1	2.4	0.4	0.3
Sub Midds Sph	1.1	11.0	2.3	1.0	0.5
Midds Sph	2.4	6.7	6.1	1.8	1.8
Lib Sph	5.5	10.0	10.0	5.1	4.4
Free Sph	90.2	61.2	79.3	91.7	93.0

Figure 7: Sphalerite Liberation – Overall Comp

The tin minerals observed included the stannite (0.2%) and cassiterite (0.01%). The tin was not well liberated and associated primarily with complex middlings particles (13.1%) such as Cu-sulphides (7.2%), sphalerite (5.9%) and silicates (4.8%). The Sn deportment is presented in Figure 8. The trace amount of silver was found in the form of native silver and silver sulphide

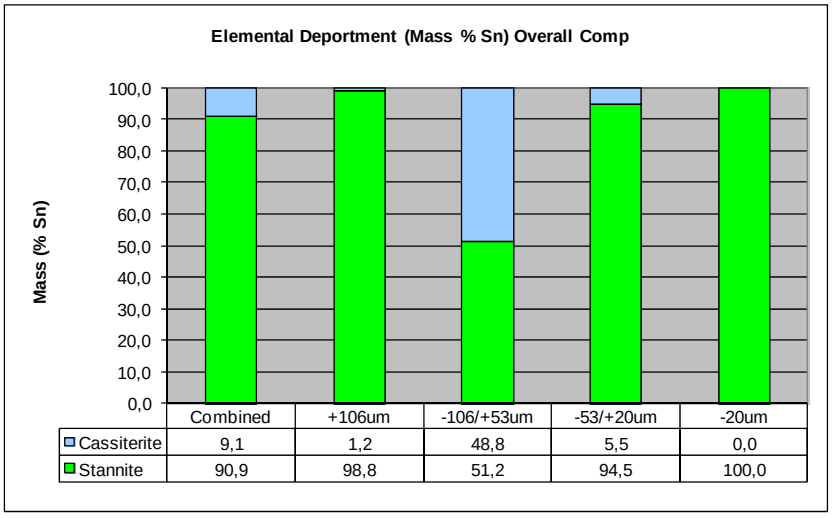

	Combined	+106um	-106/+53um	-53/+20um	-20um
Cassiterite	9,1	1,2	48,8	5,5	0,0
Stannite	90,9	98,8	51,2	94,5	100,0

Figure 8: Elemental Deportment (Mass % Sn) - Overall Comp

The liberation of tin is low at 66.2%. The Sn minerals are mainly associated with the Cu-Sulphides (7.2%), silicates (4.8%), and as complex particles (13.1%). The Sn liberation is shown in Figure 9.

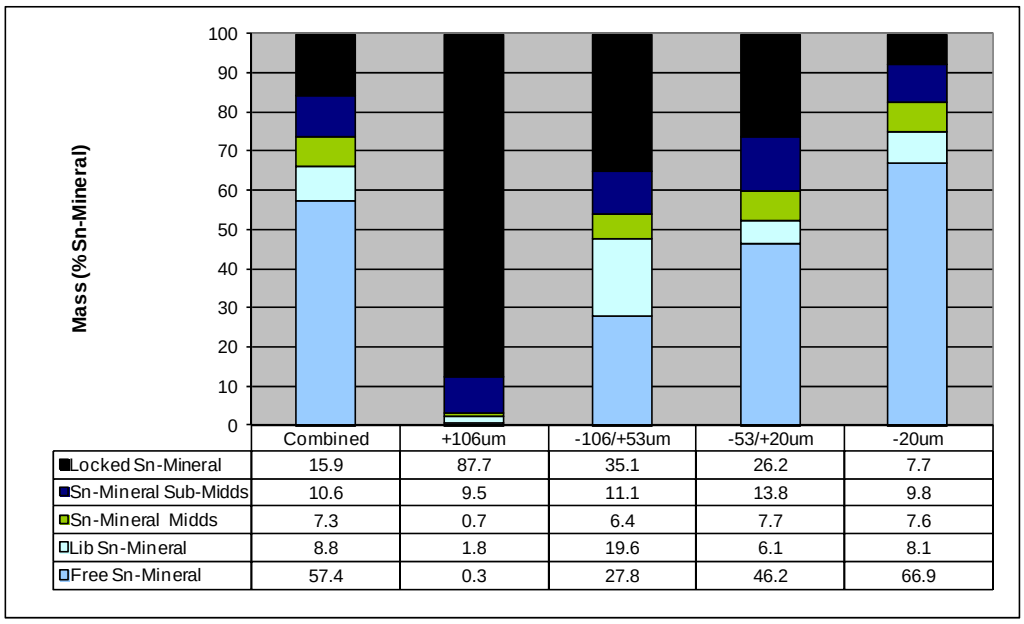

	Combined	+106um	-106/+53um	-53/+20um	-20um
Locked Sn-Mineral	15.9	87.7	35.1	26.2	7.7
Sn-Mineral Sub-Midds	10.6	9.5	11.1	13.8	9.8
Sn-Mineral Midds	7.3	0.7	6.4	7.7	7.6
Lib Sn-Mineral	8.8	1.8	19.6	6.1	8.1
Free Sn-Mineral	57.4	0.3	27.8	46.2	66.9

Figure 9: Sn Mineral Liberation – Overall Comp

3. Bond Ball Mill Grindability Tests

The Bond ball mill grindability tests were performed on each composite sample (A-F) at 150 mesh of grind (106 microns). The test results are summarized in Table 5 and compared to the SGS database in Figure 10. The Bond Ball mill Work Indices (BWI) ranged from 15.9 to 17.5 kWh/t, and the average was 16.4 kWh/t, corresponding to the hard range of hardness of the SGS database. The test details are appended in Appendix B.

Table 5: Bond Ball Mill Grindability Summary

Sample Name	Mesh of Grind	F_{80} (µm)	P_{80} (µm)	Gram per Revolution	Work Index (kWh/t)	Hardness Percentile
Comp A	150	1,943	76	1.16	16.1	70
Comp B	150	1,926	78	1.15	16.5	73
Comp C	150	1,682	76	1.19	16.1	69
Comp D	150	1,564	77	1.10	17.5	80
Comp E	150	1,944	75	1.16	16.0	69
Comp F	150	1,664	75	1.21	15.9	67
Average					**16.4**	**71.4**
Standard Deviation					0.6	4.8
Rel. S.D. (%)					4	7

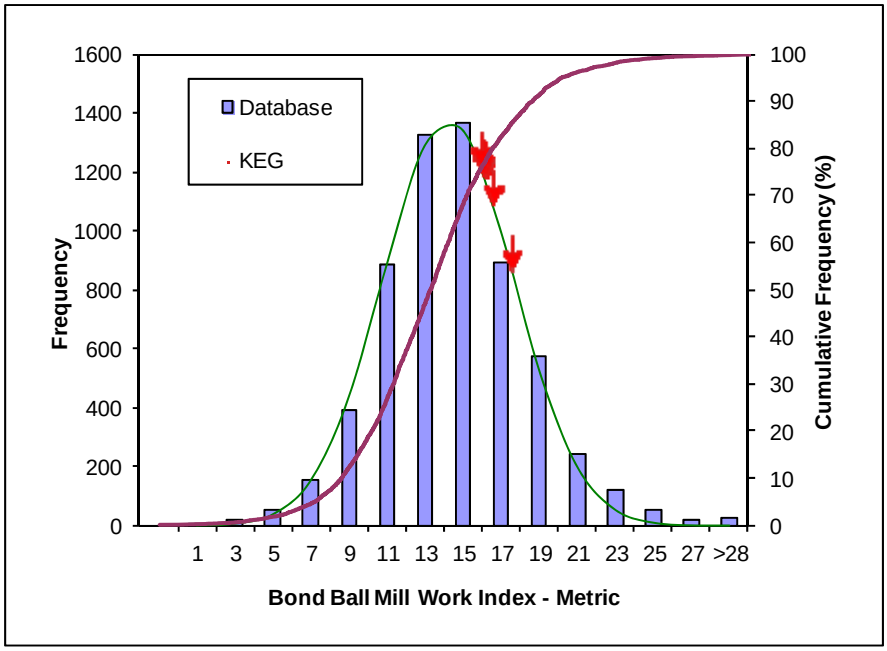

Figure 10: Bond Ball Mill Work Index Comparison to the SGS Database

4. Gravity Recoverable Silver and Tin

The Overall composite was submitted for a gravity recoverable silver and tin test. The test protocol consisted of processing a 20-kg charge, previously stage-crushed to 20 mesh, through a Knelson (MD4) concentrator in three stages.

The metallurgical balances presented in Table 6 and Table 7 show good gravity recovery of silver with an overall recovery of 25.6%, while tin recovery was much lower at 5.1%. Gravity recovery could be used to recover a portion of the Ag to a high grade concentrate (750 g/t Ag) but it would require a fine primary grind and it is also likely that this Ag concentrate would contain a significant proportion of the lead. The test details are appended Appendix C.

Table 6: Gravity Silver Recovery

Grind Size	Product	Mass		Assay	Units	Ag Dist'n
		grams	%	Ag (g/t)	Ag	%
P_{80} = 668 µm	Stage 1 Conc	94.8	0.5	892	84,533	**8.8**
	Sampled Tails	790.9	4.0	41.8	33,058	**3.4**
P_{80} = 195 µm	Stage 2 Conc	67.2	0.3	969	65,137	**6.8**
	Sampled Tails	611.0	3.1	38.5	23,553	**2.4**
P_{80} = 70 µm	Stage 3 Conc	164.2	0.8	588	96,573	**10.0**
	Final Tails	18,215	91.3	36.3	660,812	**68.6**
	Totals (Head)	19,943	100.0	**48.3**	963,664	**100.0**
	Knelson Conc	326.2	1.6	755	246,242	**25.6**

Table 7: Gravity Tin Recovery

Grind Size	Product	Mass		Assay	Units	Sn Dist'n
		grams	%	Sn (%)	Sn	%
P_{80} = 668 µm	Stage 1 Conc	94.8	0.5	0.057	5	**0.7**
	Sampled Tails	790.9	4.0	0.038	30	**3.76**
P_{80} = 195 µm	Stage 2 Conc	67.2	0.3	0.077	5	**0.6**
	Sampled Tails	611.0	3.1	0.038	23	**2.84**
P_{80} = 70 µm	Stage 3 Conc	163.5	0.8	0.19	31	**3.78**
	Final Tails	18,215	91.3	0.039	713	**88.3**
	Totals (Head)	19,942	100.0	**0.041**	808	**100**
	Knelson Conc	325.5	1.6	0.13	41	**5.1**

5. Flotation Testwork

5.1. Flotation Optimization (Overall Composite)

Rougher and cleaner reagent conditions as well as flowsheet options were optimized on the Overall composite.

5.1.1. Rougher Kinetics

Rougher kinetics tests are typically used to determine the relative rate of flotation and ultimate floatability of the minerals based on several variables. Four rougher kinetics tests were done on the Overall composite varying the primary grind size, reagent scheme, and pulp density. Each test produced timed rougher concentrates and tailings which were submitted for assay. The rougher reagent scheme and grind size are summarized in Table 8. The rougher overall results are presented in Table 9.

Table 8: Rougher Kinetics Reagent Scheme and Grind Size Summary

Test #	K80 (µm)	Reagents added (g/t whole ore)							
		CuPb Rougher				Zn Rougher			
		$Ca(OH)_2$	$ZnSO_4$	3418-A	MIBC	$Ca(OH)_2$	$CuSO_4$	5100	MIBC
F1	107	430	60	10	20.0	1615	150	15	20
F2	66	470	60	15	22.5	1630	150	15	20
F3	59	525	0	15	22.5	1630	150	25	20
F4	195	470	0	15	22.5	1360	150	25	20

Table 9: Summary of Cu/Pb/Zn Rougher Kinetics Results

Test #	Grind K80	Purpose	Product	Time (min)	Wt (%)	Assays (%, g/t)								Distribution (%)		
						Zn	Pb	Cu	Ag	In	Sn	S	Fe	Zn	Pb	Cu
F1	107µm	Rougher kinetics test - effect of primary grind	CuPb Rougher 1	1	1.0	3.98	16.8	13.9	2137	70	0.99	19.9	15.8	3.1	48.2	47.7
			CuPb Rougher 1-2	2	1.9	5.18	16.9	12.0	2056	70	0.89	19.7	15.9	7.2	87.4	74.2
			CuPb Rougher 1-3	4	2.8	6.27	12.4	9.41	1549	73	0.72	18.2	15.5	12.7	93.5	84.9
			Zn Rougher Feed		97	1.21	0.024	0.047	6.37	10	0.023	2.35	4.55	87.3	6.5	15.1
			Zn Rougher 1	2	3.3	18.4	0.11	0.35	43.9	130	0.002	20.4	18.7	45.3	1.0	3.8
			Zn Rougher 1-2	4	5.4	13.8	0.093	0.37	43.1	92	0.017	20.5	22.3	54.6	1.4	6.5
			Zn Rougher 1-3	6	6.5	12.3	0.085	0.37	42.2	83	0.022	19.6	22.1	59.1	1.5	8.0
			Zn Rougher Tail		91	0.42	0.020	0.024	3.79	4.5	0.023	1.11	3.29	28.1	5.0	7.1
			Head (calc.)		100	1.35	0.37	0.30	48.8	11.5	0.042	2.79	4.86	100.0	100.0	100.0
F2	66µm	Rougher kinetics test - effect of primary grind	CuPb Rougher 1	1	1.1	3.49	22.8	12.4	2633	70	0.84	20.2	15.7	2.9	76.6	52.2
			CuPb Rougher 1-2	2	2.1	5.75	14.3	10.6	1769	70	0.83	19.7	16.4	8.8	89.2	83.3
			CuPb Rougher 1-3	4	3.3	7.21	9.41	7.36	1208	70	0.60	17.7	15.7	17.5	93.5	91.5
			Zn Rougher Feed		97	1.16	0.022	0.023	4.63	9.5	0.022	2.20	4.60	82.5	6.5	8.5
			Zn Rougher 1	2	3.9	19.4	0.12	0.23	30.9	130	0.002	25.8	26.8	55.4	1.4	3.4
			Zn Rougher 1-2	4	5.7	15.0	0.10	0.21	29.3	92	0.006	24.5	28.1	62.2	1.7	4.4
			Zn Rougher 1-3	6	6.8	13.3	0.091	0.20	27.9	82	0.008	22.4	26.3	66.7	1.9	5.1
			Zn Rougher Tail		90	0.24	0.017	0.010	2.86	4.0	0.023	0.66	2.95	15.9	4.6	3.4
			Head (calc.)		100	1.36	0.33	0.26	44.2	11.5	0.041	2.71	4.97	100.0	100.0	100.0
F3	59µm	Rougher kinetics test - as F2 no ZnSO4, increase collector in Zn circuit	CuPb Rougher 1	1	1.3	4.39	19.8	11.4	2334	80	0.78	20.4	16.3	4.2	78.8	55.6
			CuPb Rougher 1-2	2	2.1	6.49	14.6	10.7	1822	84	0.82	21.0	17.2	9.7	90.9	82.0
			CuPb Rougher 1-3	4	2.6	8.23	11.9	9.25	1515	91	0.74	20.9	17.4	15.6	94.1	89.6
			Zn Rougher Feed		97	1.19	0.020	0.029	4.54	9.2	0.023	2.24	4.80	84.4	5.9	10.4
			Zn Rougher 1	2	3.6	24.1	0.14	0.32	37.6	170	0.002	26.4	23.4	63.7	1.5	4.3
			Zn Rougher 1-2	4	5.9	16.4	0.093	0.27	33.6	108	0.009	24.8	26.7	71.0	1.7	5.9
			Zn Rougher 1-3	6	7.3	13.9	0.082	0.24	31.1	92	0.012	22.3	24.8	73.2	1.8	6.4
			Zn Rougher Tail		90	0.17	0.015	0.012	2.40	2.5	0.024	0.63	3.19	11.2	4.1	4.0
			Head (calc.)		100	1.37	0.33	0.27	43.9	11.3	0.042	2.73	5.13	100.0	100.0	100.0
F4	195µm	Rougher kinetics test - as F3, coarser grind	CuPb Rougher 1	1	1.2	4.55	20.1	10.7	2439	80	0.80	20.1	15.6	4.0	73.8	50.4
			CuPb Rougher 1-2	2	2.1	6.43	13.5	9.19	1709	89	0.74	19.2	15.4	10.0	86.6	75.8
			CuPb Rougher 1-3	4	2.9	7.53	10.2	7.54	1335	95	0.63	18.0	14.7	16.2	91.0	86.0
			Zn Rougher Feed		97	1.16	0.030	0.036	6.05	9.0	0.024	2.31	4.37	83.8	9.0	14.0
			Zn Rougher 1	2	3.3	23.0	0.21	0.35	46.9	190	0.002	25.5	22.6	57.0	2.2	4.6
			Zn Rougher 1-2	4	5.2	16.7	0.19	0.35	43.2	133	0.015	24.7	26.1	64.3	3.0	7.2
			Zn Rougher 1-3	6	6.3	14.4	0.16	0.34	41.2	110	0.020	23.3	25.5	67.6	3.1	8.6
			Zn Rougher Tail		91	0.24	0.021	0.015	3.60	2.0	0.024	0.85	2.90	16.3	5.9	5.4
			Head (calc.)		100	1.34	0.32	0.25	44.3	11.5	0.041	2.76	4.67	100.0	100.0	100.0

The main rougher conditions evaluated included three primary grind sizes with and without $ZnSO_4$, addition. The combination of the coarser grind with addition of $ZnSO_4$ on test F1 reduced the kinetics of the lead in the CuPb flotation with a rougher concentrate recovery of 48% compared to a range of 74% to 79% for the other tests. Nonetheless, the overall lead recovery in the CuPb rougher flotation concentrate (1-3) averaged 94% Pb, which was comparable to the other tests: 91% (coarser without Zn depressant reagent added) to 94% (finer grind). Figure 11 presents the lead recovery in the rougher tests.

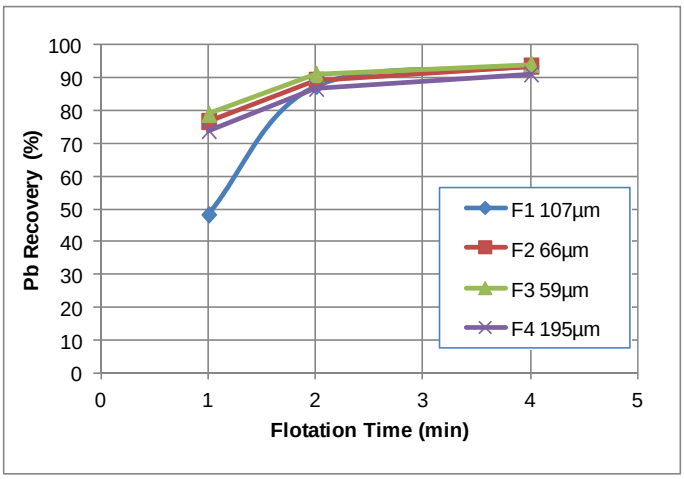

Figure 11: Pb Recovery vs. Flotation Time

The grind size seems to have the most significant impact on copper recovery. The tests with the coarsest grind obtained an overall copper recovery of ~85% with ~50% of the Cu recovered in the first rougher increment while the finest grind resulted in a CuPb flotation recovery of ~90% with the first increment recovering ~55% of the Cu. Figure 9 illustrates the Cu recovery kinetics with grind size.

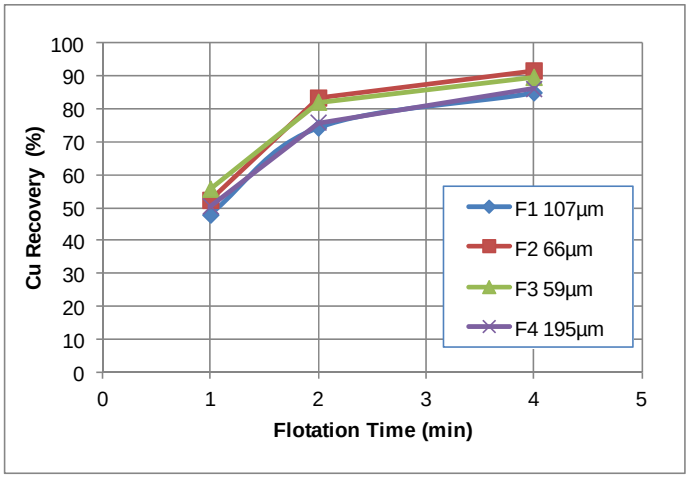

Figure 12: Cu Recovery vs. Flotation Time

The use of $ZnSO_4$ at 50 g/t as depressant did not appear to have any impact on the amount of Zn reporting to the CuPb concentrate varying from 13% to 18% of the global zinc. The Zn stage recoveries by size are presented in Figure 13 for the zinc circuit. The test performed on the finest grind resulted in the best overall results. The detailed rougher kinetics results are included in Appendix D.

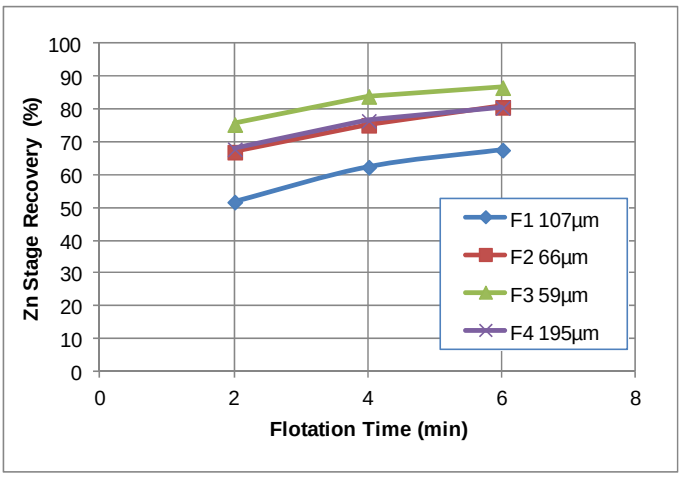

Figure 13: Zn Recovery vs. Flotation Time

5.1.2. Overall Composite Batch Cleaner Tests

Eleven batch cleaner tests (F5-F11, F18, and F21-F22) were performed on the master composite. These tests were designed to investigate the effect of flowsheet configuration, reagent scheme, and regrind size on rougher concentrate upgrading. Two of these tests also evaluated the flotation of tin from the zinc rougher tails. Table 10 summarizes the batch cleaner test conditions and Table 11 presents the flotation results.

Table 10 : Batch Cleaner Flotation Conditions Summary

Test #	Primary Grind	CuPb Regrind	Zn Regrind	Reagents added (g/t) - CuPbZn flotation													
				CuPb Rougher-Cleaner					CuPb Separation			Zn Rougher-Cleaner					
	K80 (µm)	K80 (µm)	K80 (µm)	$Ca(OH)_2$	$ZnSO_4$	3418-A	208	MIBC	NaCN	3418-A	MIBC	$Ca(OH)_2$	$CuSO_4$	5100	SIPX	PAX	MIBC
F5	62	13	-	660	25	27.5	-	37.5	-	-	-	1500	250	25	-	-	20
F6	98	18	-	675	50	20.0	-	42.5	-	-	-	1500	250	25	-	-	20
F7	98	19	-	615	50	-	5.0	50.0	-	-	-	1500	250	-	50	-	20
F8	117	17	-	600	50	20.0	-	37.5	-	-	-	1600	250	225	-	20	20
F9A	96	23	-	580	50	20.0	-	38.8	163	2.5	5	1750	250	25	-	-	20
F9B	100	23	16	580	50	20.0	-	38.8	163	2.5	5	3795	300	50	-	-	50
							NaCN										
F10	100	33	23	580	75	22.5	25.0	37.5	275	2.5	5	2740	300	32.5	-	-	35
F11	98	14	20	645	75	25.0	25.0	47.5	518	5.0	10	2638	300	37.5	-	-	40
F18	100	25	21	633	75	25.0	12.5	42.5	518	5.0	5	3610	300	37.5	-	-	45
															NaMBS		
F21	106	22	15	695	75	25.0	12.5	42.5	518	5.0	5	2767	300	37.5	87.5	-	20
							NaMBS		NaMBS	5100						-	
F22	103	19	14	690	75	17.5	25.0	45	4500	2.50	25	4366	300	37.5	350	-	20

Test #	Reagents added (g/t) - Tin flotation					
	H_2SiF_6	H_2SO_4	Flotigam 1682	Cytec A845	MIBC	PAX
F8	2012	2500	-	200	21.5	20
F9A	2875	-	300	300	2.5	-

Table 11 : Batch Cleaner Test Results

Test #	Product	Wt	Assays (%, g/t)								Distribution (%)							
		(%)	Zn	Pb	Cu	Ag	In	Sn	S	Fe	Zn	Pb	Cu	Ag	In	Sn	S	Fe
F5	CuPb 3rd Cl Conc	1.0	5.23	20.0	20.9	2885	90	1.50	25.7	19.8	3.7	64.0	75.3	66.4	8.3	36.5	9.1	4.0
	Zn Rougher 1-3	9.1	13.7	0.06	0.31	38.2	81	0.02	20.4	22.6	84.1	1.8	9.9	7.7	64.6	4.0	63.2	40.0
	Zn Rougher Tail	87.6	0.053	0.018	0.010	3.1	3	0.03	0.58	2.91	3.1	4.8	3.0	6.0	23.1	53.2	17.3	49.4
	Head Calc	100.0	1.49	0.33	0.29	45.3	11	0.04	2.94	5.16	100.0	100.0	100.0	100.0	100.0	100.0	100.0	100.0
F6	CuPb 3rd Cl Conc	1.1	6.46	23.0	18.9	2787	100	1.39	25.9	18.9	5.1	77.7	77.4	71.2	9.3	34.9	10.2	4.1
	Zn Rougher 1-3	7.7	14.3	0.093	0.25	37.7	93	0.04	24.4	27.0	79.9	2.2	7.2	6.8	61.3	7.6	67.9	41.7
	Zn Rougher Tail	89.5	0.037	0.025	0.011	3.0	3	0.02	0.36	2.69	2.4	7.0	3.7	6.3	23.1	49.7	11.7	48.5
	Head (calc.)	100.0	1.37	0.32	0.26	42.5	12	0.04	2.76	4.96	100.0	100.0	100.0	100.0	100.0	100.0	100.0	100.0
F7	CuPb 3rd Cl Conc	1.0	4.27	21.9	18.0	2764	80	1.27	28.4	21.0	3.2	73.1	71.9	63.9	6.9	33.4	10.5	4.4
	Zn Rougher 1-3	7.3	15.3	0.084	0.34	63.4	115	0.02	26.3	27.6	82.8	2.0	9.7	10.5	70.5	3.6	69.6	41.7
	Zn Rougher Tail	90.0	0.059	0.020	0.010	4.5	2	0.02	0.23	2.52	3.9	5.9	3.5	9.2	15.2	53.4	7.5	47.0
	Head (calc.)	100.0	1.35	0.31	0.26	44.1	12	0.04	2.76	4.82	100.0	100.0	100.0	100.0	100.0	100.0	100.0	100.0
F8	CuPb 3rd Cl Conc	1.3	7.71	23.2	18.1	2908	100	1.31	26.5	18.9	7.3	87.9	81.9	80.6	10.8	36.9	12.0	4.9
	Zn Rougher 1-3	7.0	14.9	0.039	0.22	32.6	106	0.04	26.0	28.1	78.7	0.8	5.7	5.0	63.9	6.3	65.8	40.4
	Py Rougher 1-2	2.5	0.36	0.091	0.11	22.6	10	0.04	10.2	13.1	0.7	0.7	1.0	1.3	2.2	2.2	9.2	6.7
	Sn Rougher 1-3	3.8	0.046	0.026	0.024	2.5	4	0.05	0.34	3.35	0.1	0.3	0.3	0.2	1.3	3.8	0.5	2.6
	Sn Rougher Tail	64.7	0.025	0.021	0.010	2.4	2	0.02	0.17	2.17	1.2	4.1	2.3	3.5	11.0	34.7	3.9	28.6
	Head (calc.)	100.0	1.34	0.33	0.28	45.6	12	0.04	2.79	4.91	100.0	100.0	100.0	100.0	100.0	100.0	100.0	100.0
F9A	Pb Rougher 1-3	0.7	4.51	34.6	15.4	2579	83.3	0.98	22.8	15.9	2.3	81.2	42.6	61.8	5.2	16.8	6.0	2.4
	Cu Conc (Pb Rougher Tail)	0.4	11.8	2.43	23.0	500	184	1.88	31.9	24.8	3.4	3.2	35.4	6.6	6.4	17.8	4.7	2.1
	Zn Rougher 1-3	7.3	17.0	0.091	0.28	51.0	134	0.05	26.3	28.8	87.5	2.1	7.6	12.1	82.9	8.3	68.6	43.3
	Sn Rougher 1-3	11.3	0.089	0.037	0.039	5.9	1.01	0.03	1.81	4.68	0.7	1.3	1.7	2.2	1.0	7.5	7.3	10.9
	Sn Rougher Tail	79.9	0.039	0.025	0.014	3.2	0.50	0.02	0.37	2.43	2.2	6.4	4.2	8.3	3.4	44.5	10.6	40.0
	Head (calc.)	100.0	1.42	0.31	0.27	30.7	11.8	0.04	2.80	4.85	100.0	100.0	100.0	100.0	100.0	100.0	100.0	100.0
F9B	Pb Rougher 1-3	0.7	4.51	35.3	15.4	2579	83.3	0.98	22.8	15.9	2.5	81.1	42.5	62.6	5.1	17.4	6.1	2.4
	Cu Conc (Pb Rougher Tail)	0.4	11.8	2.43	23.0	500	184	1.88	31.9	24.8	3.6	3.1	35.3	6.7	6.2	18.5	4.7	2.0
	Zn 3rd Clnr Conc	2.2	47.6	0.44	0.42	83.6	399	0.06	33.1	15.4	78.7	3.1	3.5	6.1	73.2	3.2	26.8	6.9
	Zn Rougher Tail	91.1	0.051	0.020	0.020	3.5	0.80	0.02	0.78	3.17	3.5	5.7	6.9	10.6	6.1	53.1	26.1	58.8
	Head (calc.)	100.0	1.34	0.32	0.26	30.1	12.0	0.04	2.72	4.91	100.0	100.0	100.0	100.0	100.0	100.0	100.0	100.0
F10	Pb Rougher 1-3	0.5	1.42	51.6	10.7	4530	46.8	0.64	18.5	11.3	0.6	86.9	22.0	62.0	2.1	9.0	3.8	1.3
	Cu Conc (Pb Rougher Tail)	0.4	3.06	0.88	31.1	1201	158	1.96	32.0	28.2	0.9	1.1	46.8	12.0	5.2	20.2	4.8	2.3
	Zn 3rd Clnr Conc	4.1	30.7	0.38	1.08	110	248	0.06	33.6	30.9	92.3	4.8	16.7	11.3	84.8	6.4	52.4	26.2
	Zn Rougher Tail	89.6	0.036	0.018	0.018	3.3	0.5	0.02	0.52	2.77	2.4	5.0	6.1	7.4	3.7	55.7	17.7	51.3
	Head (calc.)	100.0	1.37	0.32	0.27	39.9	12.0	0.04	2.64	4.84	100.0	100.0	100.0	100.0	100.0	100.0	100.0	100.0
F11	Pb Cleaner Conc	0.4	0.76	67.9	4.00	-	-	0.36	14.0	4.70	0.2	72.7	5.7	-	-	3.2	1.8	-
	Cu Conc (Pb Ro + Pb Cl Tai	0.7	3.52	6.07	27.1	-	-	1.82	30.6	24.9	1.8	12.2	72.3	-	-	30.4	7.4	-
	Zn 4th Clnr Conc	2.9	41.0	0.54	0.69	110	329	0.08	33.9	20.1	89.9	4.7	8.0	-	-	5.8	35.9	-
	Zn Rougher Tail	90.9	0.053	0.029	0.018	3.3	-	0.02	0.60	2.88	3.6	7.9	6.6	-	-	54.8	19.9	-
	Head (calc.)	100	1.32	0.33	0.25	-	-	0.04	2.74	-	100.0	100.0	100.0	100.0	100.0	100.0	100.0	100.0
F18	Pb Cleaner Conc	0.4	1.45	62.5	4.81	5887	50.0	0.41	14.6	5.92	0.4	75.5	7.3	56.7	1.7	4.0	2.2	0.5
	Cu Conc (Pb Ro + Pb Cl Tai	0.7	4.78	3.35	26.6	1377	132	1.81	30.8	25.3	2.5	6.8	67.9	22.3	7.7	29.4	7.7	3.6
	Zn 5th Clnr Conc	2.2	46.9	0.32	0.55	77.0	321	0.00	33.3	15.4	78.2	2.1	4.5	4.0	60.9	0.1	27.1	7.1
	Zn Rougher Tail	92.0	0.055	0.047	0.028	4.7	2.5	0.03	0.91	3.29	3.8	12.8	9.6	10.2	19.7	58.8	30.6	62.9
	Head (calc.)	100	1.33	0.34	0.27	42.3	11.7	0.04	2.73	4.81	100.0	100.0	100.0	100.0	100.0	100.0	100.0	100.0
F21	Pb Cleaner Conc	0.4	0.76	67.1	5.02	6295	-	0.36	14.7	6.04	0.2	79.3	7.4	56.2	-	3.4	2.1	0.5
	Cu Conc (Pb Ro + Pb Cl Tai	0.7	3.45	4.70	28.4	1613	-	1.65	30.9	26.4	1.7	9.7	73.1	25.0	-	26.9	7.8	3.7
	Zn 4th Clnr Conc	2.3	48.5	0.50	0.67	111	425	0.06	33.3	15.5	82.0	3.5	5.8	5.8	-	3.3	28.3	7.2
	Zn Rougher Tail	91.0	0.058	0.023	0.017	3.8	-	0.03	0.77	3.19	3.9	6.3	5.8	7.8	-	58.4	25.9	58.9
	Head (calc.)	100	1.36	0.33	0.27	44.1	-	0.04	2.71	4.93	100.0	100.0	100.0	100.0	-	100.0	100.0	100.0
F22	Pb Cleaner Conc	1.0	2.25	26.8	20.5	3386	102	1.40	26.0	18.90	1.6	83.8	78.2	77.5	-	33.3	9.3	3.9
	Cu Conc (Pb Ro + Pb Cl Tai	0.1	22.0	9.13	9.14	1087	-	0.00	27.8	17.9	1.9	3.5	4.2	3.0	-	0.0	1.2	0.4
	Zn 4th Clnr Conc	2.0	49.5	0.53	0.47	89.9	419	0.03	33.0	13.9	72.6	3.4	3.7	4.2	-	1.5	24.0	5.8
	Zn Rougher Tail	92.0	0.063	0.015	0.012	3.4	-	0.03	0.88	3.16	4.3	4.5	4.4	7.4	-	58.7	29.9	61.4
	Head (calc.)	100	1.35	0.31	0.25	42.3	-	0.04	2.71	4.73	100.0	100.0	100.0	100.0	-	100.0	100.0	100.0

Several variables were investigated in the batch cleaner tests. The tests varied grind, collector type, reagent dosage and addition point, as well as pyrite and tin flotation. The best results were obtained with an initial grind of 100 µm. The addition of a regrind stage to 20µm before the zinc cleaners improved the concentrate grades for tests F9B, F10 and F11.

In CuPb separation, the addition of sodium cyanide in the regrind stages as well as in lead rougher flotation produced the highest grades and recoveries of copper and lead. Different dosages were tested (300, 325, and 530g/t), producing a Pb concentrate grading 68% at 73% recovery, while the copper concentrate achieved graded 27% Cu at 72% recovery.

Collector 3418A gave the best results compared to xanthates (SIPX and PAX). The combination of Aero 208 with SIPX in test F7 did not improve on the 3418A CuPb cleaner concentrate grade and recovery. The majority of the silver reports to the lead concentrate (> 60% recovery).

The tin flotation tests (F8-F9) were not promising. The initial grade was 0.02 g/t and the concentrate graded 0.03 g/t, even with the addition of pyrite flotation and desliming stages.

Zinc upgrading was difficult even when four cleaners were done in test F11. Depression of pyrite appeared to be challenging. The grades obtained were 41% Zn and 20% Fe at a recovery of 90%. Appendix D details the batch cleaner flotation test results.

5.1.3. Overall Composite Locked Cycle Tests (LCT)

Two LCT were conducted on the Overall composite. The LCT is a batch scale test designed to simulate continuous conditions. It is used to project the overall performance of the conceptual flowsheet in terms of expected recovery/grade of the final concentrate and estimated reagent consumption. The test included six cycles where intermediate products were re-circulated in each subsequent cycle. The LCT flowsheet is presented in Figure 14 and the reagent additions are summarized in Table 12.

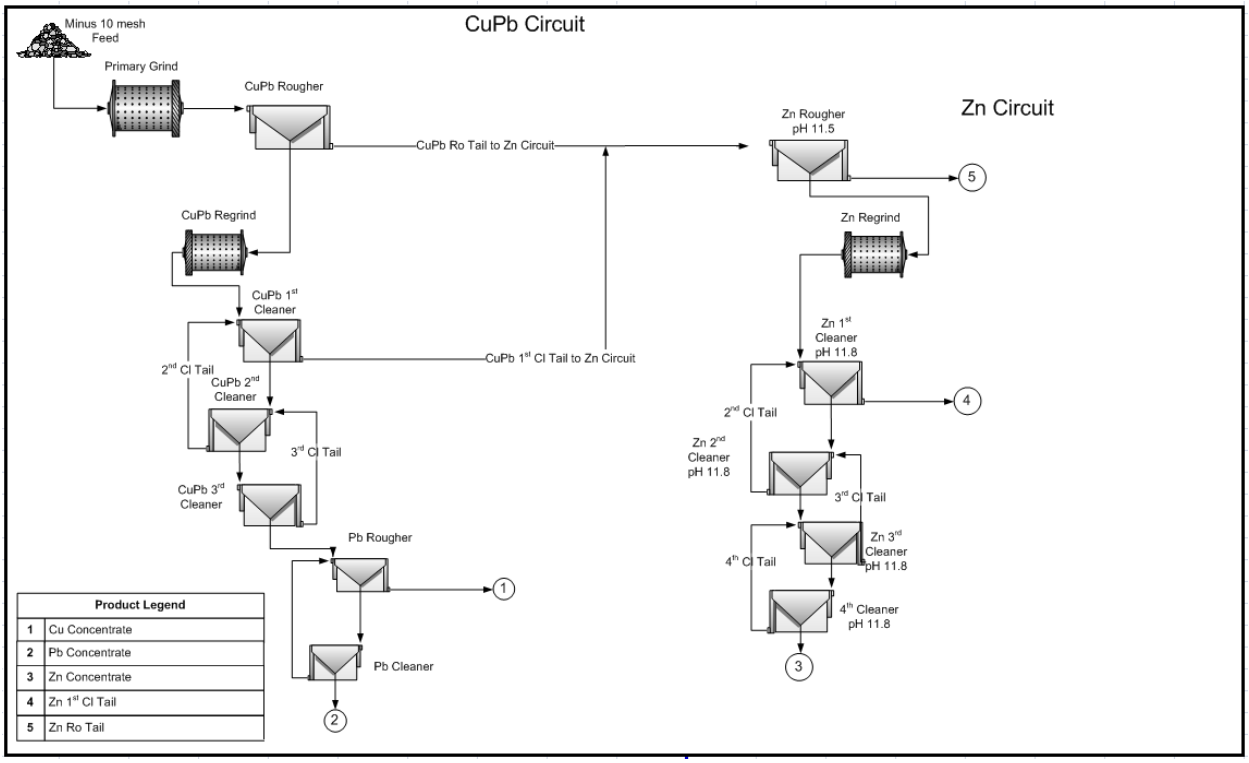

Figure 14: LCT Flotation Flowsheet

Table 12: Locked Cycle Test Reagent Additions – Overall Composite

Test #	K_{80} (µm)				Reagents added (g/t) - CuPbZn flotation													
					CuPb Rougher-Cleaner					CuPb Separation			Zn Rougher-Cleaner					
	Primary Grind	Pb Conc	Cu Conc	Zn Conc	$Ca(OH)_2$	$ZnSO_4$	3418-A	NaCN	MIBC	NaCN	3418-A	MIBC	$Ca(OH)_2$	$CuSO_4$	5100	CMC	NaMBS	MIBC
LCT1	102	24	23	16	646	75	20	12.5	37.5	613	5	10	2638	300	32.5	20	-	40
LCT8	106	29	30	17	532	75	20	12.5	37.5	518	5	5	2260	300	32.5	-	375	25

The LCT results are summarised in Table 13. Both locked cycle tests were very stable, achieving ~100% metal accountability from cycle C onwards. The first locked cycle test produced a Pb concentrate grading 66.5% Pb, 4.90% Cu, and 5,924 g/t Ag at 84.8% Pb recovery and 60.5% Ag recovery, a Cu concentrate grading 28.8% Cu, 2.65% Pb, 3.85% Zn, and 1,442 g/t Ag at 71.4% Cu recovery and 22.0% Ag recovery, and a Zn concentrate grading 47.5% Zn, 0.53% Pb, 0.91% Cu, and 358 g/t In at 85.2% Zn recovery and a calculated In recovery of ~72%. The second locked cycle test on the Overall composite (LCT8), with a coarse CuPb regrind and NaMBS as pyrite depressant in the Zn circuit produced a Pb concentrate grading 59.4% Pb, 7.02% Cu, and 5,924 g/t Ag at 86.0% Pb recovery and 62.9% Ag recovery, a Cu concentrate grading 28.1% Cu, 2.43% Pb, 5.04% Zn, and 1,328 g/t Ag at 69.2% Cu recovery and 20.5% Ag recovery, and a slightly improved Zn concentrate grading 49.8% Zn, 0.45% Pb, 0.79% Cu, and 384 g/t In at 87.7% Zn recovery and a calculated In recovery of ~73.5%. The batch cleaner and LCT results are compared in Figure 15, Figure 16, and Figure 17 for Zn, Pb, and Cu, respectively.

Table 13: LCT Results

Test #	Product	Wt.	Assays (%, g/t)								Distribution (%)							
		(%)	Zn	Pb	Cu	Ag	In	Sn	S	Fe	Zn	Pb	Cu	Ag	In	Sn	S	Fe
LCT 1	Pb Cl Conc	0.4	1.12	65.5	4.90	5924	25*	0.44	15.2	6.20	0.4	84.8	8.1	60.5	0.9	5.0	2.4	0.5
	Cu Conc (Pb Ro Tail)	0.6	3.85	2.65	28.8	1442	150	2.04	31.1	26.4	1.9	5.1	71.4	22.0	8.1	34.7	7.2	3.5
	Zn 4th Cl Conc	2.3	47.5	0.53	0.91	117	358	0.00	33.1	14.5	85.2	3.8	8.4	6.6	72.4	0.1	28.4	7.0
	Zn 1st Cl Tail	4.5	2.73	0.01	0.26	29.7	7*	0.03	19.5	29.5	9.5	0.2	4.6	3.3	2.7	3.1	32.3	27.6
	Zn Rougher Tail	92.1	0.04	0.02	0.02	3.4	2*	0.02	0.89	3.22	3.1	6.1	7.5	7.6	15.9	57.0	29.8	61.3
	Head	100.0	1.31	0.33	0.25	41.3	11.6	0.04	2.74	4.83	100.0	100.0	100.0	100.0	100.0	100.0	100.0	100.0
LCT 8	Pb Cl Conc	0.5	1.21	59.4	7.02	5559	25*	0.49	16.2	8.35	0.4	86.0	12.7	62.9	1.0	5.6	2.9	0.8
	Cu Conc (Pb Ro Tail)	0.6	5.04	2.43	28.1	1328	152	1.88	30.9	26.6	2.5	4.8	69.2	20.5	8.0	29.2	7.5	3.5
	Zn 4th Cl Conc	2.3	49.8	0.45	0.79	105	384	0.06	33.0	14.3	87.7	3.2	7.0	5.9	73.5	3.5	29.0	6.8
	Zn 1st Cl Tail	3.8	1.57	0.01	0.22	22.4	7*	0.04	20.0	31.5	4.6	0.1	3.3	2.1	2.2	3.7	29.0	24.9
	Zn Rougher Tail	92.7	0.07	0.02	0.02	3.90	2*	0.03	0.90	3.34	4.9	6.0	7.8	8.7	15.2	57.9	31.5	63.9
	Head	100.0	1.32	0.33	0.26	41.8	12.2	0.04	2.65	4.84	100.0	100.0	100.0	100.0	100.0	100.0	100.0	100.0
Overall Composite Average	Pb Cl Conc	0.4	1.17	62.5	5.96	5741	25*	0.47	15.7	7.27	0.4	85.4	10.4	61.7	0.9	5.3	2.6	0.7
	Cu Conc (Pb Ro Tail)	0.6	4.45	2.54	28.4	1385	151	1.96	31.0	26.5	2.2	5.0	70.3	21.3	8.1	31.9	7.3	3.5
	Zn 4th Cl Conc	2.3	48.6	0.49	0.85	111	371	0.03	33.0	14.4	86.4	3.5	7.7	6.2	73.0	1.8	28.7	6.9
	Zn 1st Cl Tail	4.2	2.15	0.01	0.24	26.1	7*	0.03	19.8	30.5	7.0	0.1	3.9	2.7	2.5	3.4	30.7	26.3
	Zn Rougher Tail	92.4	0.06	0.02	0.02	3.65	2*	0.02	0.89	3.28	4.0	6.0	7.6	8.1	15.5	57.5	30.7	62.6
	Head	100.0	1.31	0.33	0.26	41.5	11.9	0.04	2.69	4.84	100.0	100.0	100.0	100.0	100.0	100.0	100.0	100.0

* Values <50 g/t were estimated to target head grade

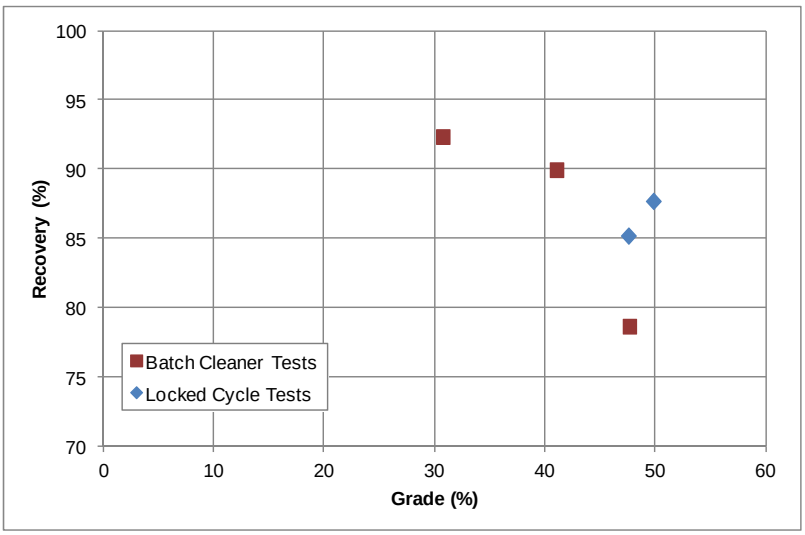

Figure 15: Batch Cleaner Zn Results vs. LCT Test Results

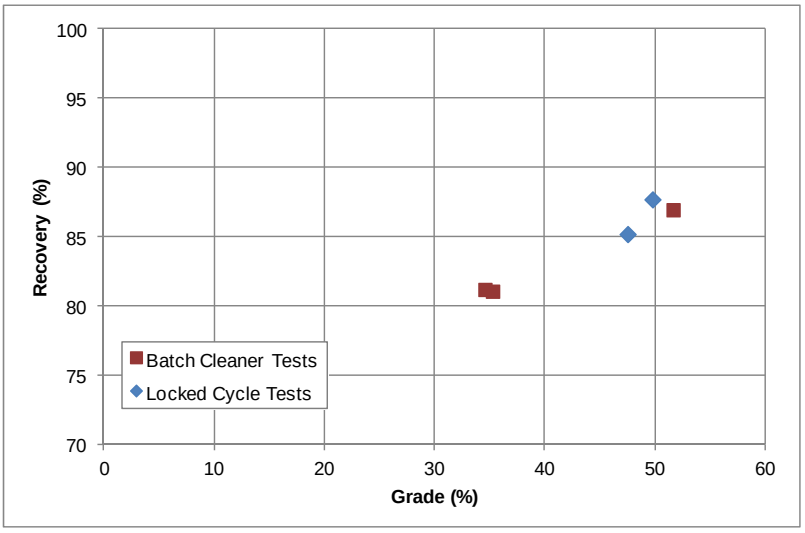

Figure 16: Batch Cleaner Pb Results vs. LCT Test Results

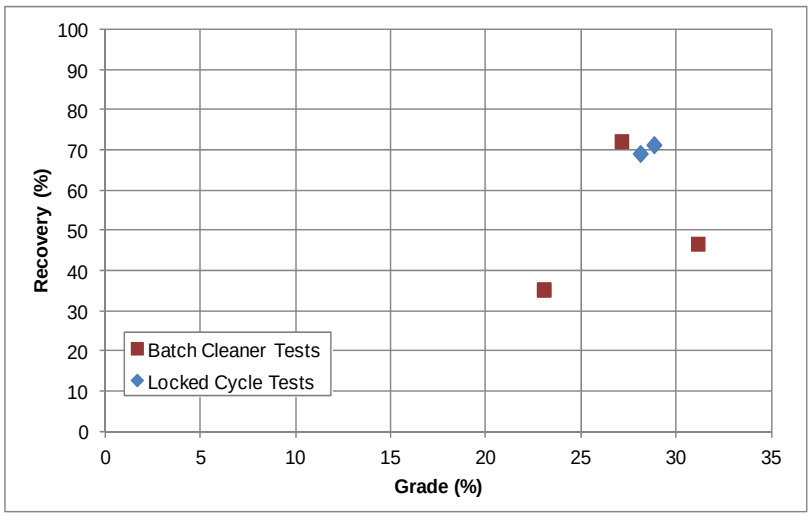

Figure 17: Batch Cleaner Cu Results vs. LCT Test Results

5.2. Variability Testwork

5.2.1. Batch Cleaner Tests

A batch cleaner test was performed on each of the 6 composites (A-F) to confirm the response to the established flowsheet configuration, reagent scheme, and regrind size. The variability test results are presented in Table 14.

Table 14: Variability Test Results

Test #	K80 (µm)	Feed	Product	Wt %	Assays (%, g/t)								Distribution (%)							
					Zn	Pb	Cu	Ag	In	Sn	S	Fe	Zn	Pb	Cu	Ag	In	Sn	S	Fe
F12	91	Comp A	Pb Cleaner Conc	0.63	1.51	72.2	3.64	8084	-	-	-	-	1.4	74.9	12.7	69.7	-	-	-	-
			Cu Conc (Pb Ro + Pb Cl Tail)	0.41	7.28	6.49	24.6	1626	-	-	-	-	4.5	4.4	55.8	9.1	-	-	-	-
			Zn 1st Clnr Conc	2.17	24.5	1.45	0.79	276	-	-	-	-	80.4	5.2	9.5	8.2	-	-	-	-
			Zn Rougher Tail	93.7	0.063	0.076	0.025	5.8	-	-	-	-	8.9	11.8	13.0	7.5	-	-	-	-
			Head (calc.)	100	0.66	0.60	0.18	72.6	-	-	-	-	100	100	100	100	-	-	-	-
F13	106	Comp B	Pb Cleaner Conc	0.28	0.61	73.1	2.04	6000	-	-	-	-	0.1	58.3	0.9	30.1	-	-	-	-
			Cu Conc (Pb Ro + Pb Cl Tail)	1.32	1.65	4.28	30.3	1509	-	-	-	-	0.9	16.2	64.9	35.9	-	-	-	-
			Zn 4th Clnr Conc	3.95	46.3	0.44	3.23	201	-	-	-	-	76.4	5.0	20.7	14.3	-	-	-	-
			Zn Rougher Tail	87.6	0.056	0.043	0.030	6.4	-	-	-	-	2.0	10.7	4.3	10.1	-	-	-	-
			Head (calc.)	100	2.40	0.35	0.62	55.7	-	-	-	-	100	100	100	100	-	-	-	-
F14	92	Comp C	Pb Cleaner Conc	0.33	0.81	69.4	3.94	7800	25*	0.17	13.6	4.90	0.2	76.3	4.4	58.2	0.6	2.4	1.7	0.3
			Cu Conc (Pb Ro + Pb Cl Tail)	0.75	2.96	4.93	28.2	1440	119	0.73	30.6	26.5	1.4	12.2	70.5	24.2	6.7	23.8	8.5	4.2
			Zn 4th Clnr Conc	3.98	35.9	0.31	0.57	73.3	254	0.050	33.8	24.7	91.4	4.1	7.6	6.6	75.9	8.6	49.8	20.9
			Zn Rougher Tail	90.3	0.052	0.018	0.026	3.1	2*	0.015	0.50	2.76	3.0	5.4	7.9	6.3	13.6	58.8	16.7	53.1
			Head (calc.)	100	1.56	0.30	0.30	44.5	13.3	0.023	2.7	4.7	100	100	100	100	100	100	100	100
F15	105	Comp D	Pb Cleaner Conc	0.24	0.59	69.6	2.66	8000	20*	0.25	14.4	3.76	0.2	67.5	6.0	60.6	0.5	5.9	1.3	0.2
			Cu Conc (Pb Ro + Pb Cl Tail)	0.24	2.39	15.8	23.8	1625	88	1.07	28.6	22.8	0.6	15.0	52.2	12.1	2.1	24.9	2.6	1.1
			Zn 4th Clnr Conc	3.85	21.8	0.57	0.65	114	191	0.002	35.3	38.7	92.1	8.7	23.0	13.7	74.9	0.8	51.9	30.3
			Zn Rougher Tail	91.5	0.030	0.011	0.010	2.8	2*	0.007	0.72	2.79	3.0	4.0	8.4	8.0	18.6	62.4	25.1	51.9
			Head (calc.)	100	0.91	0.25	0.11	32.2	9.8	0.010	2.6	4.9	100	100	100	100	100	100	100	100
F16	105	Comp E	Pb Cleaner Conc	0.11	0.69	66.0	2.39	5665	-	-	-	-	0.1	60.7	1.4	30.4	-	-	-	-
			Cu Conc (Pb Ro + Pb Cl Tail)	0.40	1.55	5.93	26.2	1640	-	-	-	-	0.5	20.5	56.9	33.1	-	-	-	-
			Zn 4th Clnr Conc	2.70	43.3	0.36	0.96	105	-	-	-	-	87.9	8.4	14.0	14.2	-	-	-	-
			Zn Rougher Tail	91.9	0.046	0.005	0.032	2.6	-	-	-	-	3.2	4.0	15.8	12.0	-	-	-	-
			Head (calc.)	100	1.33	0.12	0.19	20.0	-	-	-	-	100	100	100	100	-	-	-	-
F17	80	Comp F	Pb Cleaner Conc	0.32	1.02	68.7	2.99	5845	-	-	-	-	0.3	77.0	4.8	59.0	-	-	-	-
			Cu Conc (Pb Ro + Pb Cl Tail)	0.45	3.78	4.77	27.7	1144	-	-	-	-	1.5	7.6	63.9	16.5	-	-	-	-
			Zn 4th Clnr Conc	2.36	42.0	0.77	0.95	126	-	-	-	-	89.0	6.4	11.4	9.5	-	-	-	-
			Zn Rougher Tail	91.6	0.042	0.010	0.015	2.5	-	-	-	-	3.4	3.2	7.0	7.3	-	-	-	-
			Head (calc.)	100	1.12	0.28	0.20	31.5	-	-	-	-	100	100	100	100	-	-	-	-

* Values <50 g/t were estimated to target head grade

The reagent scheme was the same for all composites tested, except for the composite B, where the initial Zn grade was the highest and for which copper sulphate was increased. All six composites showed very good performance for both Cu and Pb while difficulties in achieving acceptable Zn grades were once again observed.

For the most part, recovery trended well with head grade. Composite E, having the lowest Pb head grade at 0.15% Pb, performed relatively well, producing a Pb concentrate grading 66.0% Pb at 60.7% recovery. Composite A, having the highest Pb head grade at 0.60%, produced a Pb concentrate grading 72.2% Pb at 74.9% recovery. Copper reporting to the Pb concentrate was high with 12.7% for Composite A. Composites B, C, D, and F, with head grades averaging 0.30% Pb produced concentrates averaging ~70% Pb with recoveries ranging from 58.3% for Composite B, to 67.5% for composite D, to 76.3% and 77.0% for composites C and F, respectively. The copper concentrate grade varied between 24% and 30%. The higher recoveries were achieved with composites B and C at 65% and 71%Cu, respectively.

Recovery to the Cu concentrate was in line with head grades, with recoveries ranging from 52.2% for composite D with a 0.11% Cu head grade to 64.9% for composite B with a 0.62% Cu head grade.

The zinc concentrate grades were quite low, ranging from 21.8% to a high 46.3% Zn, at Zn recoveries from 76.4% up to 92.1%. Zinc concentrate grades appeared to be influenced by head grades. Test F12 on composite A included only a single cleaning stage, while the tests on the other composites included four cleaning stages. The detailed results are shown in Appendix E.

5.2.2. Locked Cycle Tests (LCT)

A locked cycle test was performed on each of the 6 composites (A-F) to better evaluate the grade and recovery to the final concentrates.

The general reagent scheme reflects the conditions of the variability batch cleaner tests; however some modifications were made to improve the flotation conditions in the LCT. The main changes were modifications to collector and increased lime addition to the zinc circuit. The locked cycle reagent additions are summarized in Table 15.

Table 15: Locked Cycle Test Reagent Additions – Variability Composites

Test #	Feed	K_{80} (µm)				Reagents added (g/t) - CuPbZn flotation											
		Primary	Pb	Cu	Zn	CuPb Rougher-Cleaner					CuPb Separation			Zn Rougher-Cleaner			
		Grind	Conc	Conc	Conc	$Ca(OH)_2$	$ZnSO_4$	3418-A	NaCN	MIBC	NaCN	3418-A	MIBC	$Ca(OH)_2$	$CuSO_4$	5100	MIBC
LCT2	Comp A	93	23	28	16	700	75	20	25.0	40.0	580	5.0	10.0	4166	180	20.0	40
LCT3	Comp B	134	26	27	20	738	75	30	25.0	26.0	1100	5.0	10.0	4798	425	32.5	20
LCT4	Comp C	95	27	23	20	626	75	20	12.5	45.0	750	5.0	7.5	3794	300	37.5	40
LCT5	Comp D	111	30	22	19	631	75	15	12.5	37.5	613	3.8	10.0	2612	125	22.5	40
LCT6	Comp E	91	41	23	16	511	75	15	12.5	37.5	800	3.8	10.0	3135	185	27.5	40
LCT7	Comp F	89	26	24	15	551	75	15	12.5	37.5	750	3.8	10.0	2299	185	27.5	40

The detailed LCT results are appended. The Pb concentrates ranged from 59.7% (Comp B) to 68.2% Pb at recoveries ranging from 77.5% (Comp E) to 84.9%. Silver grades in the Pb concentrates ranged from 4,521 g/t to 7,761 g/t. Despite the important variability in silver grade for the composites (21 g/t to 71 g/t) overall recovery to the Pb and Cu concentrates combined ranged from 72.0% (for the 21 g/t composite) to 84.7% (for the 71 g/t composite). Silver appears to follow both Pb and Cu, with the Ag split between the two concentrates correlating well with Cu misreporting to the Pb concentrate (Figure 18).

The copper grades obtained with the composites ranged from 23.5% to 29.8% Cu. Recovery ranged from 59% to 80% Cu. Composites B (29.8% Cu) and C (29.0% Cu) gave the highest grades and recoveries. Tin appears to report to the Cu concentrate, with a small portion reporting to the Pb concentrate and is likely associated with chalcopyrite.

Zinc recovery ranged from 81.5% to 92.4% Zn, but the grades were low ranging from (49.6% Zn for composite B and 28.4% Zn for composite D. The iron grade in the zinc concentrate was high, for composite D at 30.6% Fe, while the lowest Fe grade obtained was 12.7% (Comp B), indicating that pyrite is the main diluents.

Indium reports to the zinc concentrates; composite A had the lowest grade at 90 g/t while composite E had the highest grade at 658 g/t. The LCT results are compared to the batch cleaner results in Figure 19.

The variability results presented in Figure 20 show good correlation between head grade and recovery to the individual final concentrates for Zn, Pb, and Cu.

Table 16 : Locked Cycle Test Results – Variability Composites

Test #	Comp	Product	Wt.	Assays (%, g/t)								Distribution (%)							
			(%)	Zn	Pb	Cu	Ag	In	Sn	S	Fe	Zn	Pb	Cu	Ag	In	Sn	S	Fe
LCT2	A	Pb Cl Conc	0.7	1.45	67.3	3.87	7761	25*	1.28	14.6	3.73	1.6	82.9	16.5	75.9	7.6	12.8	5.7	0.8
		Cu Conc (Pb Ro Tail)	0.4	8.53	5.93	23.5	1454	61.0	5.73	31.7	20.5	5.7	4.5	62.3	8.8	11.6	35.7	7.7	2.7
		Zn 4th Cl Conc	1.3	39.8	1.65	1.08	314	89.8	0.24	33.5	19.3	81.5	3.9	8.8	5.9	52.5	4.7	25.0	7.8
		Zn 1st Cl Tail	3.4	0.35	0.18	0.15	32.5	5*	0.05	4.96	9.24	1.8	1.1	3.1	1.5	7.5	2.4	9.4	9.5
		Zn Rougher Tail	94.2	0.065	0.046	0.016	5.87	0.5*	0.03	0.99	2.77	9.4	7.6	9.3	7.8	20.8	44.4	52.2	79.3
		Head	100.0	0.65	0.56	0.16	70.8	2.3	0.07	1.78	3.29	100.0	100.0	100.0	100.0	100.0	100.0	100.0	100.0
LCT3	B	Pb Cl Conc	0.5	1.19	59.7	5.85	4521	35*	0.51	16.3	7.56	0.2	82.9	4.3	38.4	1.0	3.1	1.8	0.6
		Cu Conc (Pb Ro Tail)	1.7	2.90	0.89	29.8	1351	129	1.84	32.7	27.3	2.1	4.6	80.2	42.3	13.5	41.5	13.5	7.7
		Zn 4th Cl Conc	4.4	49.6	0.28	1.11	94.6	291	0.01	33.5	12.7	92.4	3.7	7.7	7.7	78.5	0.6	35.9	9.3
		Zn 1st Cl Tail	5.0	1.35	0.064	0.37	43.0	5*	0.09	22.9	34.3	2.9	1.0	2.9	4.0	1.5	6.0	27.9	28.5
		Zn Rougher Tail	88.5	0.064	0.029	0.035	4.67	1*	0.04	0.96	3.66	2.4	7.8	4.9	7.7	5.5	48.7	20.9	54.0
		Head	100.0	2.34	0.33	0.63	53.8	16.1	0.07	4.08	5.99	100.0	100.0	100.0	100.0	100.0	100.0	100.0	100.0
LCT4	C	Pb Cl Conc	0.4	1.00	68.2	3.89	5507	21	0.18	14.9	5.10	0.2	84.9	5.1	55.3	0.6	3.0	2.0	0.4
		Cu Conc (Pb Ro Tail)	0.8	3.61	2.62	29.0	1326	132	0.76	32.1	27.2	1.7	6.4	75.3	26.2	7.3	24.5	8.6	4.3
		Zn 4th Cl Conc	3.2	46.1	0.33	0.75	81.2	325	0.00	33.5	16.5	92.0	3.5	8.2	6.8	76.0	0.3	38.0	11.1
		Zn 1st Cl Tail	3.9	0.97	0.010	0.30	25.0	9*	0.02	14.0	21.2	2.4	0.1	4.0	2.6	2.7	4.0	19.6	17.6
		Zn Rougher Tail	91.7	0.064	0.017	0.023	3.76	2*	0.02	0.98	3.45	3.6	5.1	7.4	9.1	13.4	68.2	31.8	66.6
		Head	100.0	1.60	0.31	0.29	38.0	13.7	0.02	2.82	4.75	100.0	100.0	100.0	100.0	100.0	100.0	100.0	100.0
LCT5	D	Pb Cl Conc	0.3	0.89	65.8	3.73	6647	25*	0.25	14.2	5.18	0.3	82.4	12.2	65.7	0.9	7.5	1.8	0.3
		Cu Conc (Pb Ro Tail)	0.2	3.32	6.79	25.2	2062	169	1.09	29.6	24.7	0.9	6.1	59.0	14.6	4.2	23.4	2.6	1.1
		Zn 4th Cl Conc	2.6	28.4	0.45	0.56	105	249	0.00	34.7	30.9	85.7	4.7	15.1	8.6	72.3	0.5	35.7	16.3
		Zn 1st Cl Tail	3.4	2.33	0.084	0.11	29.3	5*	0.00	20.4	30.6	9.2	1.1	3.7	3.1	1.9	0.6	27.4	21.0
		Zn Rougher Tail	93.4	0.036	0.015	0.010	2.69	2*	0.01	0.88	3.26	3.9	5.7	10.0	7.9	20.7	67.9	32.5	61.3
		Head	100.0	0.87	0.25	0.10	31.8	9.0	0.01	2.54	4.97	100.0	100.0	100.0	100.0	100.0	100.0	100.0	100.0
LCT6	E	Pb Cl Conc	0.2	1.00	64.4	3.86	4895	25*	0.15	14.2	5.25	0.1	77.5	4.4	43.1	0.2	1.1	1.0	0.2
		Cu Conc (Pb Ro Tail)	0.4	3.25	3.96	28.2	1468	274	0.78	31.4	26.5	1.0	10.6	72.2	28.9	5.4	13.3	4.9	2.1
		Zn 4th Cl Conc	2.6	48.3	0.29	0.71	91.5	658	0.00	33.6	14.6	92.3	5.0	11.7	11.6	82.8	0.2	33.5	7.3
		Zn 1st Cl Tail	3.7	1.11	0.045	0.15	18.2	15*	0.02	11.9	20.1	3.0	1.1	3.4	3.3	2.7	3.3	16.8	14.3
		Zn Rougher Tail	93.1	0.053	0.009	0.014	2.93	2*	0.02	1.23	4.26	3.6	5.7	8.2	13.2	9.0	82.1	43.7	76.1
		Head	100.0	1.37	0.15	0.16	20.7	20.8	0.02	2.62	5.21	100.0	100.0	100.0	100.0	100.0	100.0	100.0	100.0
LCT7	F	Pb Cl Conc	0.4	1.43	65.1	3.95	5567	25*	0.28	14.7	5.82	0.5	83.9	7.9	65.0	1.0	2.9	2.1	0.4
		Cu Conc (Pb Ro Tail)	0.5	4.57	4.37	27.6	1089	137	1.72	31.2	26.2	1.9	6.9	67.6	15.6	6.6	21.8	5.4	2.4
		Zn 4th Cl Conc	2.1	45.9	0.79	1.17	129	305	0.00	33.3	15.4	87.5	5.8	13.3	8.6	68.4	0.1	26.7	6.6
		Zn 1st Cl Tail	4.0	1.49	0.010	0.17	22.0	10*	0.02	15.8	24.6	5.4	0.1	3.7	2.8	4.3	2.0	24.0	20.1
		Zn Rougher Tail	93.1	0.056	0.010	0.015	2.70	2*	0.03	1.18	3.71	4.7	3.3	7.4	8.0	19.8	73.2	41.8	70.4
		Head	100.0	1.10	0.29	0.18	31.5	9.4	0.04	2.63	4.90	100.0	100.0	100.0	100.0	100.0	100.0	100.0	100.0
Variability Average		Pb Cl Conc	0.4	1.16	65.1	4.19	5816	26*	0.44	14.8	5.44	0.5	82.4	8.4	57.2	1.9	5.1	2.4	0.5
		Cu Conc (Pb Ro Tail)	0.7	4.36	4.10	27.2	1458	150	1.99	31.5	25.4	2.2	6.5	69.4	22.7	8.1	26.7	7.1	3.4
		Zn 4th Cl Conc	2.7	43.0	0.63	0.90	136	319	0.04	33.7	18.2	88.6	4.4	10.8	8.2	71.7	1.1	32.5	9.7
		Zn 1st Cl Tail	3.9	1.27	0.065	0.21	28.3	8*	0.03	15.0	23.3	4.1	0.8	3.5	2.9	3.4	3.1	20.9	18.5
		Zn Rougher Tail	92.3	0.056	0.021	0.019	3.77	2*	0.02	1.04	3.52	4.6	5.9	7.9	8.9	14.9	64.1	37.1	68.0
		Head	100.0	1.32	0.31	0.25	41.1	11.9	0.04	2.74	4.85	100.0	100.0	100.0	100.0	100.0	100.0	100.0	100.0

* Values <5 * Values <50 g/t were estimated to target head grade

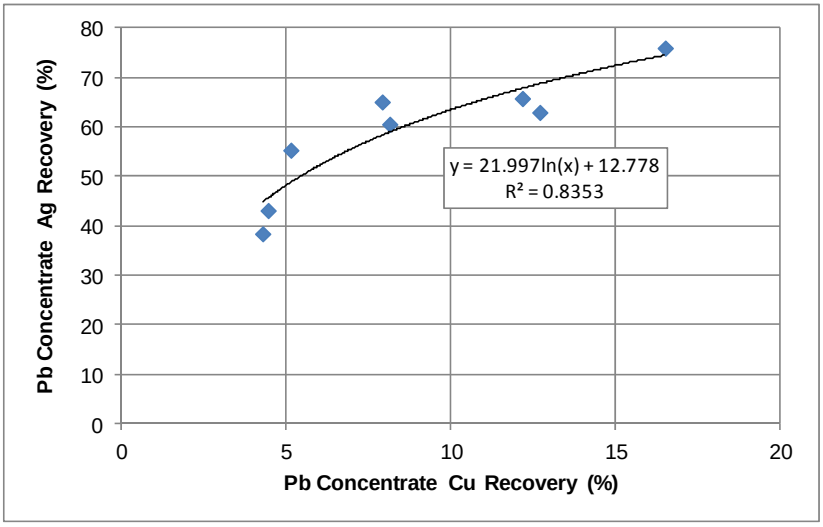

Figure 18: Relationship between Ag and Cu Recovery to Pb Concentrate

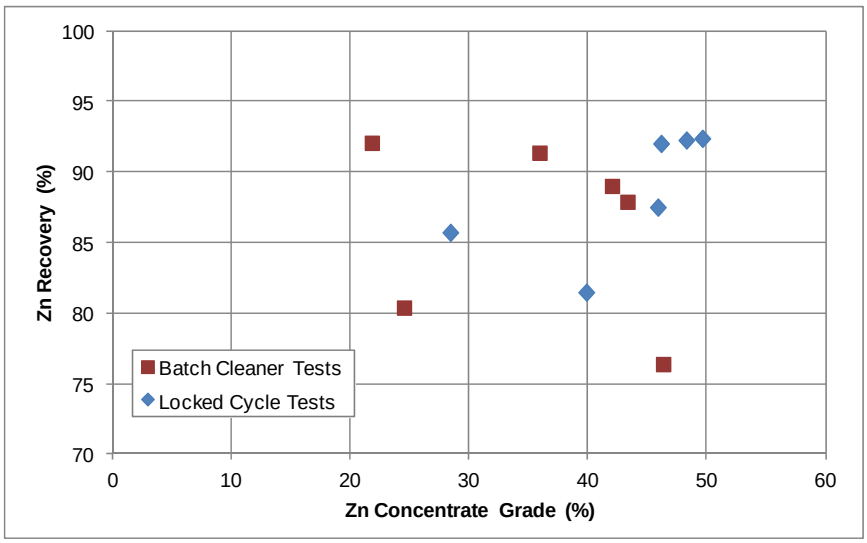

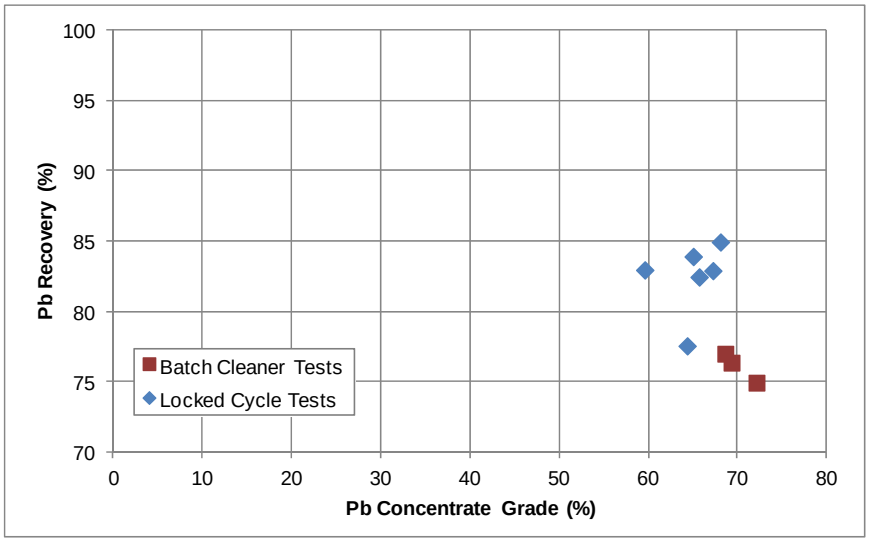

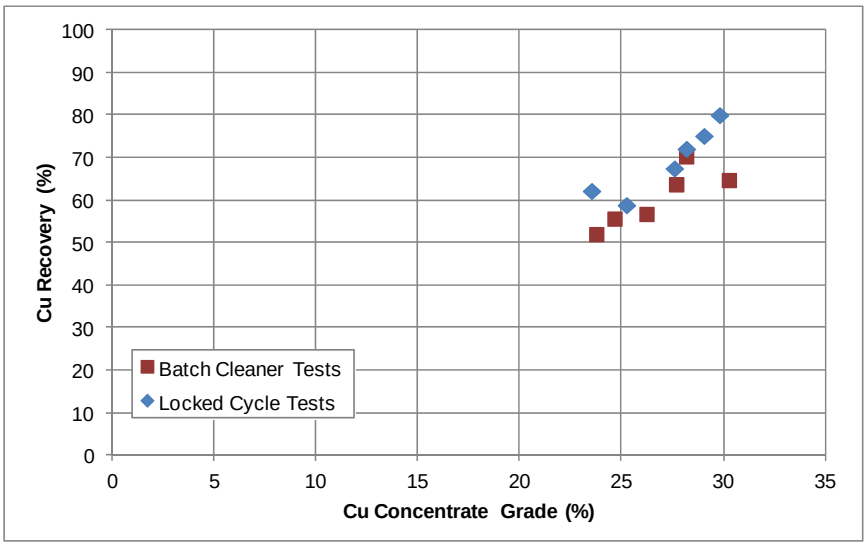

Figure 19 : Batch Cleaner Results vs. LCT Results

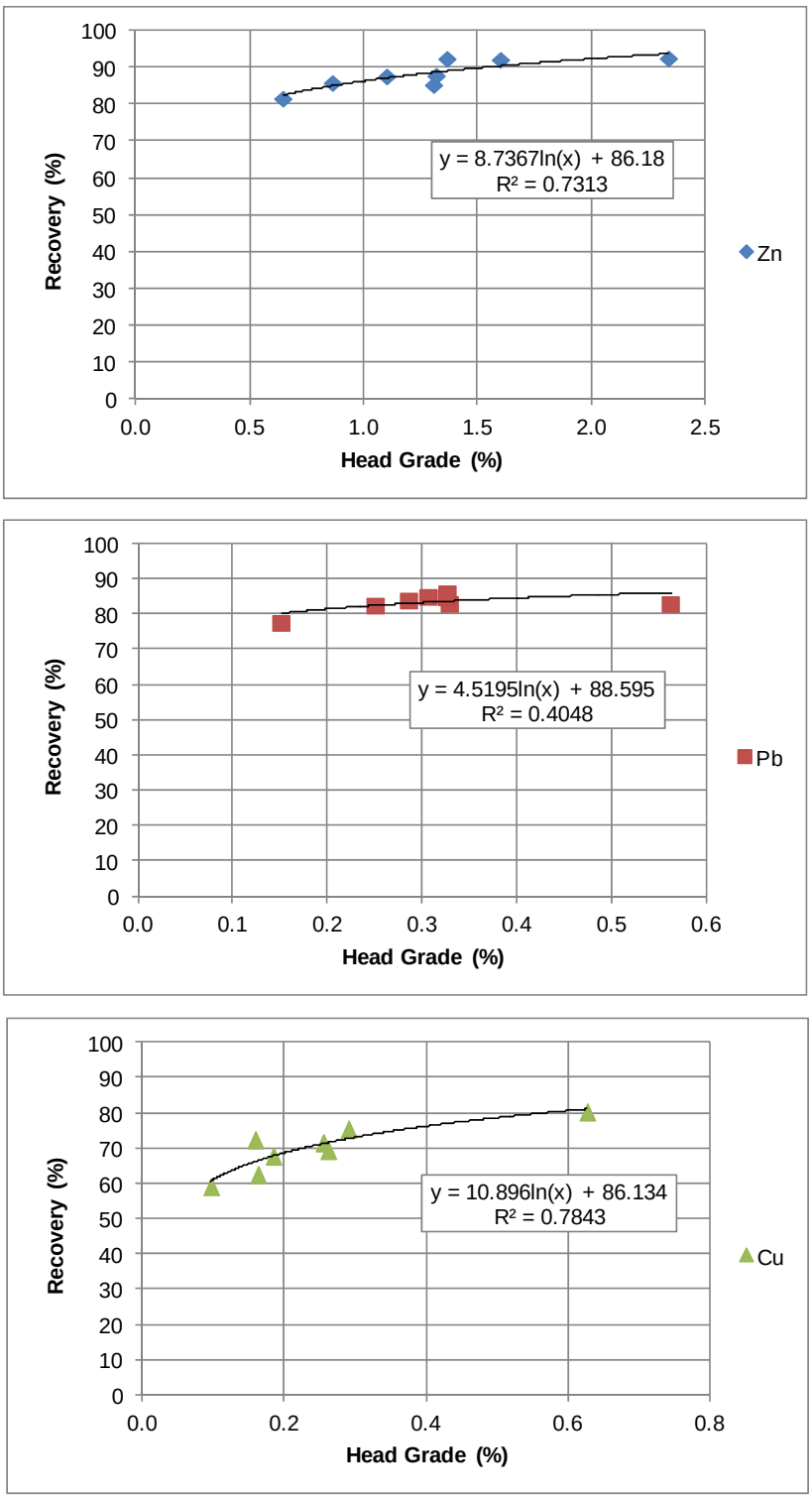

Figure 20: Relationship between Head Grade and Recovery to Final Concentrate

5.2.3. Zinc Concentrate Upgrading

The projected final concentrate for LCT5, conducted on composite D, was very low at 28.4% Zn. The final Zn concentrates from each of the six cycles completed in LCT5 were combined and split into test charges to evaluate different reagent schemes to improve the final concentrate grade. Test F19 included the addition of sodium cyanide (NaCN) while test F20 evaluated sodium metabisulphite (NaMBS). Both reagents are depressants for pyrite, which was believed to be the main diluent in this concentrate. The tests were able to improve the Zn concentrate grade from 29.9% to 42.1% and 42.9%, respectively, with NaMBS being the best at depressing pyrite while maintaining Zn recoveries as evidenced in Figure 21.

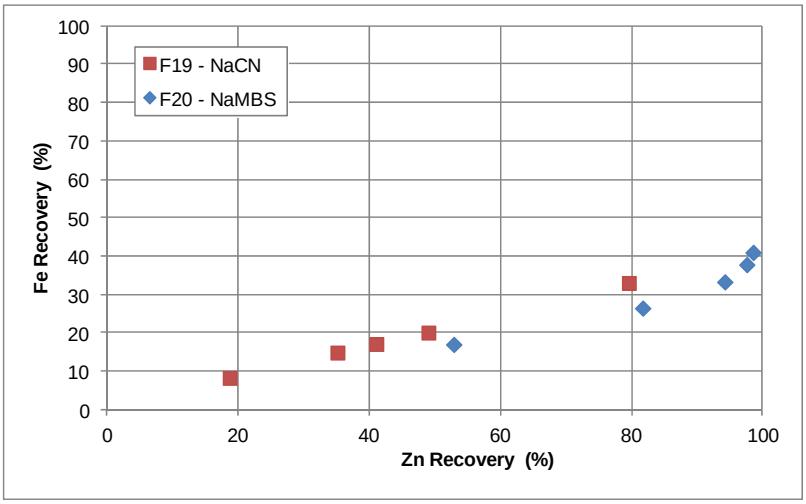

Figure 21: Zinc Upgrading – Zn/Fe Selectivity

6. Concentrate Characterization

The final concentrates from each of the locked cycle tests were submitted for detailed analytical characterization. The available analyses (depending on sample availability) are summarized in Table 17 for the Zn concentrate, Table 18 for the Pb concentrate, and Table 19 for the Cu concentrate.

Table 17: Detailed Final Concentrate Analyses – Zn Concentrate

Element	Unit	Overall Comp - LCT1	Comp A - LCT2	Comp B - LCT3	Comp C - LCT4	Comp D - LCT5	Comp E - LCT6	Comp F - LCT7
XRF - Pyrosulphate Fusion								
Cu	%	0.93	1.06	1.07	0.59	0.57	0.66	1.02
Pb	%	0.55	1.66	0.28	0.25	0.45	0.28	0.70
Zn	%	48.8	42.0	49.7	47.5	30.0	47.6	46.4
Fe	%	14.5	20.2	13.4	14.5	30.1	14.4	14.8
LECO								
S	%	33.3	33.1	33.4	33.2	34.6	33.3	33.0
Fire Assay								
Ag	g/t	125	314	108	66.5	109	82.8	124
Au	g/t	0.08	1.63	0.07	0.06	0.05	0.08	0.07
Pt	g/t	< 0.02	< 0.02	< 0.02	< 0.02	< 0.02	< 0.02	< 0.02
Pd	g/t	0.05	< 0.02	< 0.02	0.04	0.02	< 0.02	0.02
Rh	g/t	< 0.02	< 0.02	< 0.02	< 0.02	---	< 0.02	< 0.02
Atomic Absorption								
Hg	g/t	0.4	0.7	0.3	0.4	0.4	< 0.3	0.3
Si	%	0.22	0.37	0.19	0.26	0.59	0.39	0.33
ICP-MS								
In	g/t	364	88	278	333	256	691	329
Ion Selective Electrode								
F	%	< 0.005	< 0.005	< 0.005	< 0.005	< 0.005	< 0.005	< 0.005
ICP-SCAN (OES/MS)								
Al	g/t	438	642	352	420	1250	649	742
As	g/t	86	50	< 30	42	58	36	238
Ba	g/t	7	13	2	11	25	12	19
Be	g/t	< 0.03	< 0.03	< 0.03	< 0.03	< 0.03	< 0.03	0.04
Bi	g/t	208	534	127	105	288	219	258
Ca	g/t	2220	3830	1890	2220	4830	2560	2910
Cd	g/t	9880	7220	11900	9730	6160	10700	9580
Co	g/t	75.1	52.0	66.3	85.5	62.6	118	54.4
Cr	g/t	25	360	15	16	120	23	20
K	g/t	92	120	39	180	369	88	167
Li	g/t	< 8	< 8	< 8	< 8	< 8	< 8	< 8
Mg	g/t	353	446	334	411	736	385	591
Mn	g/t	3960	2990	3970	4590	2800	3750	3370
Mo	g/t	22.8	5.00	2.86	5.49	25.3	37.8	72.6
Na	g/t	< 10	34	12	< 10	171	65	35
Ni	g/t	53.2	238	28.1	63.9	269	61.4	68.9
P	g/t	< 200	< 200	< 200	< 200	< 200	< 200	< 200
Sb	g/t	8.6	26	4.7	4.3	18.1	4.5	12.6
Se	g/t	461	508	438	407	287	412	415
Sn	g/t	1000	3030	1410	408	422	473	756
Sr	g/t	2.90	5.29	2.37	2.49	7.19	3.24	3.96
Ti	g/t	27.4	43	24	37.2	78.3	70.9	103
Tl	g/t	< 0.4	1.2	< 0.4	< 0.4	< 0.4	< 0.4	0.44
U	g/t	< 0.4	0.8	< 0.4	< 0.4	< 0.4	< 0.4	0.4
V	g/t	2	< 2	2	< 2	2	2	5
Y	g/t	0.5	0.7	0.4	0.6	1.1	0.7	1.1
Re	g/t	< 50	< 50	< 50	< 50	< 50	< 50	< 50

Table 18: Detailed Final Concentrate Analyses – Pb Concentrate

Element	Unit	Overall Comp - LCT1	Comp A - LCT2	Comp B - LCT3	Comp C - LCT4	Comp D - LCT5	Comp E - LCT6	Comp F - LCT7
XRF - Pyrosulphate Fusion								
Cu	%	5.42	4.02	6.28	3.90	3.73	3.86	4.07
Pb	%	62.9	66.4	58.0	67.1	65.8	64.4	63.0
Zn	%	1.18	1.57	1.16	1.03	0.89	1.00	1.38
Fe	%	6.55	3.77	8.08	5.16	5.18	5.25	5.77
LECO								
S	%	---	14.2	15.9	13.8	---	---	14.6
Fire Assay								
Ag	g/t	5950	7763	4568	5553	---	---	5558
Au	g/t	0.10	0.07	0.05	0.09	---	---	0.07
Pt	g/t	0.03	0.02	< 0.02	0.03	---	---	0.02
Pd	g/t	0.06	0.03	0.07	0.18	---	---	0.10
Rh	g/t	---	---	---	---	---	---	---
Atomic Absorption								
Hg	g/t	---	< 0.3	< 0.3	< 0.3	---	---	< 0.3
Si	%	---	0.34	0.78	0.54	---	---	0.69
ICP-MS								
In	g/t	---	< 50	< 50	< 50	---	---	< 50
Ion Selective Electrode								
F	%	0.008	0.005	0.016	< 0.005	---	---	0.009
ICP-SCAN (OES/MS)								
Al	g/t	---	650	---	---	---	---	---
As	g/t	---	67	---	---	---	---	---
Ba	g/t	---	7	---	---	---	---	---
Be	g/t	---	< 0.03	---	---	---	---	---
Bi	g/t	---	16000	---	---	---	---	---
Ca	g/t	---	3200	---	---	---	---	---
Cd	g/t	---	372	---	---	---	---	---
Co	g/t	---	4.28	---	---	---	---	---
Cr	g/t	---	15	---	---	---	---	---
K	g/t	---	65	---	---	---	---	---
Li	g/t	---	< 8	---	---	---	---	---
Mg	g/t	---	316	---	---	---	---	---
Mn	g/t	---	156	---	---	---	---	---
Mo	g/t	---	3.06	---	---	---	---	---
Na	g/t	---	23	---	---	---	---	---
Ni	g/t	---	13.8	---	---	---	---	---
P	g/t	---	< 200	---	---	---	---	---
Sb	g/t	---	317	---	---	---	---	---
Se	g/t	---	8800	---	---	---	---	---
Sn	g/t	---	12500	---	---	---	---	---
Sr	g/t	---	4.95	---	---	---	---	---
Ti	g/t	---	47.2	---	---	---	---	---
Tl	g/t	---	34.9	---	---	---	---	---
U	g/t	---	0.6	---	---	---	---	---
V	g/t	---	3	---	---	---	---	---
Y	g/t	---	0.6	---	---	---	---	---
Re	g/t	---	< 50	---	---	---	---	---

Table 19: Detailed Final Concentrate Analyses – Cu Concentrate

Element	Unit	Overall Comp - LCT1	Comp A - LCT2	Comp B - LCT3	Comp C - LCT4	Comp D - LCT5	Comp E - LCT6	Comp F - LCT7
XRF - Pyrosulphate Fusion								
Cu	%	28.6	23.9	29.8	28.5	24.7	28.0	27.2
Pb	%	3.01	5.53	1.02	2.86	8.23	4.10	4.49
Zn	%	3.52	8.50	2.77	3.65	2.76	3.34	4.43
Fe	%	26.2	20.7	27.3	26.8	23.4	26.4	25.8
LECO								
S	%	31.2	29.7	32.4	31.9	---	31.6	31.5
Fire Assay								
Ag	g/t	1455	1454	1346	1323	---	1494	1107
Au	g/t	0.24	0.10	0.08	0.22	---	0.49	0.22
Pt	g/t	< 0.02	0.08	< 0.02	0.02	---	< 0.02	0.04
Pd	g/t	0.02	0.04	< 0.02	0.11	---	0.03	0.12
Rh	g/t	---	---	< 0.02	< 0.02	---	---	---
Atomic Absorption								
Hg	g/t	< 0.3	0.4	< 0.3	< 0.3	---	< 0.3	< 0.3
Si	%	0.43	0.45	0.51	0.5	---	0.54	0.6
ICP-MS								
In	g/t	137	53	123	130	---	288	132
Ion Selective Electrode								
F	%	0.006	0.012	0.016	0.005	---	0.005	0.01
ICP-SCAN (OES/MS)								
Al	g/t	913	919	992	981	---	---	1460
As	g/t	70	131	< 30	95	---	---	475
Ba	g/t	1500	26	12	39	---	---	37
Be	g/t	< 0.03	0.06	< 0.03	0.04	---	---	0.06
Bi	g/t	2580	2780	1270	3040	---	---	2260
Ca	g/t	3630	6480	5070	3120	---	---	3830
Cd	g/t	773	1670	640	827	---	---	909
Co	g/t	13.9	14.5	14.3	13.6	---	---	9.82
Cr	g/t	11	18	12	16	---	---	5
K	g/t	103	97	90	152	---	---	305
Li	g/t	< 8	< 8	< 8	< 8	---	---	< 8
Mg	g/t	577	601	674	626	---	---	891
Mn	g/t	336	622	323	418	---	---	318
Mo	g/t	13.6	1.60	2.11	7.82	---	---	40.8
Na	g/t	94	60	98	98	---	---	155
Ni	g/t	30.8	26.3	19.5	33.9	---	---	52.1
P	g/t	< 200	< 200	< 200	< 200	---	---	< 200
Sb	g/t	56.4	85.7	18.1	35	---	---	59.5
Se	g/t	672	925	372	735	---	---	882
Sn	g/t	18100	59400	15200	6700	---	---	11300
Sr	g/t	5.66	7.20	7.22	5.77	---	---	8.64
Ti	g/t	135	125	135	131	---	---	237
Tl	g/t	1.45	3.3	< 0.4	1.4	---	---	1.8
U	g/t	< 0.4	< 0.4	< 0.4	0.6	---	---	0.6
V	g/t	4	3	3	3	---	---	9
Y	g/t	1.1	1.3	1.0	1.1	---	---	1.9
Re	g/t	< 50	< 50	< 50	< 50	---	< 50	< 50

7. Environmental Testwork Summary

A basic environmental test program, including inductively coupled plasma-optical emission spectroscopy/mass spectroscopy (ICP-OES/MS) strong acid digest elemental analyses, modified acid base accounting (ABA), net acid generation (NAG) testing and particle size distribution (PSD) analyses, were completed to characterize the LCT1 (locked cycle test) tailings components (LCT1 Zn Ro Tails and LCT1 Zn 1st Cl Scav Tails). Ageing tests, including analysis of the fresh and aged tailings decant solutions and LC_{50} rainbow trout and daphnia magna bioassays, were also conducted on a sample of the combined tailings (LCT1 Comb Tails). Results of the environmental testwork completed are presented and discussed in the following sections. Environmental Certificates of Analysis are appended to this report (Appendix G).

7.1. ICP-OES/MS Strong Acid Digest Elemental Analyses

The tailings solids components (LCT1 Zn Ro Tails and LCT1 Zn 1st Cl Scav Tails) were digested using an acid mixture of HNO_3, HF, $HClO_4$, and HCl to obtain a near total digest of the parameters being analyzed. ICP-OES/MS trace metal scans were performed to provide quantitative analyses of the elemental components of the sample material. Mercury analyses were completed by cold vapour atomic absorption spectroscopy (CVAAS).

ICP-OES/MS strong acid digest elemental analysis indicated that the rougher tailings solids were composed primarily of Si (28%) with moderate amounts of Al (4%), Ca (8%), Fe (3%) and minor amounts K (2%) and Mg (2%). In comparison to the rougher tailings, the 1st cleaner scavenger tailings were predominantly comprised of Fe (30%) with moderate levels of Si (11%). Lesser amounts of Al (2%), Ca (5.1%) and Mg (1.2%) were also observed. Significant concentrations of As (1.7%) and Zn (2.0%), which are expected to be of environmental concern, were also reported in the 1st cleaner scavenger tailings sample. Results ICP elemental analyses conducted on the tailings samples are presented in Table 20. Comparative results of the ICP elemental analyses are provided in Figure 22. The significant components of the tailings samples are illustrated in Figure 23.

Table 20: ICP-OES/MS Strong Acid Digest Elemental Analyses Results

Parameter	Unit	LCT-1 Zn 1st Cl Scav Tls	LCT-1 Zn Ro Tls
LIMS		11314-OCT12	11314-OCT12
Si	%	11.2	28.1
Hg	µg/g	< 0.1	< 0.1
Ag	µg/g	21	4.1
Al	µg/g	19000	38000
As	µg/g	17000	710
B	µg/g	25	49
Ba	µg/g	480	1300
Be	µg/g	0.52	1.0
Bi	µg/g	140	27
Ca	µg/g	51000	79000
Cd	µg/g	300	5.0
Co	µg/g	69	4.6
Cr	µg/g	490	100
Cu	µg/g	2100	170
In	µg/g	21	0.58
Fe	µg/g	300000	31000
K	µg/g	9000	19000
Li	µg/g	24	35
Mg	µg/g	12000	21000
Mn	µg/g	1300	1900
Mo	µg/g	12	6.0
Na	µg/g	280	1200
Ni	µg/g	320	25
P	µg/g	380	800
Pb	µg/g	810	220
Sb	µg/g	26	10
Se	µg/g	120	5.6
Sn	µg/g	240	230
Sr	µg/g	90	160
Th	µg/g	2.8	7.7
Ti	µg/g	1300	2400
Tl	µg/g	0.43	0.70
U	µg/g	1.7	2.8
V	µg/g	47	100
W	µg/g	3.8	4.3
Y	µg/g	10	19
Zn	µg/g	20000	370

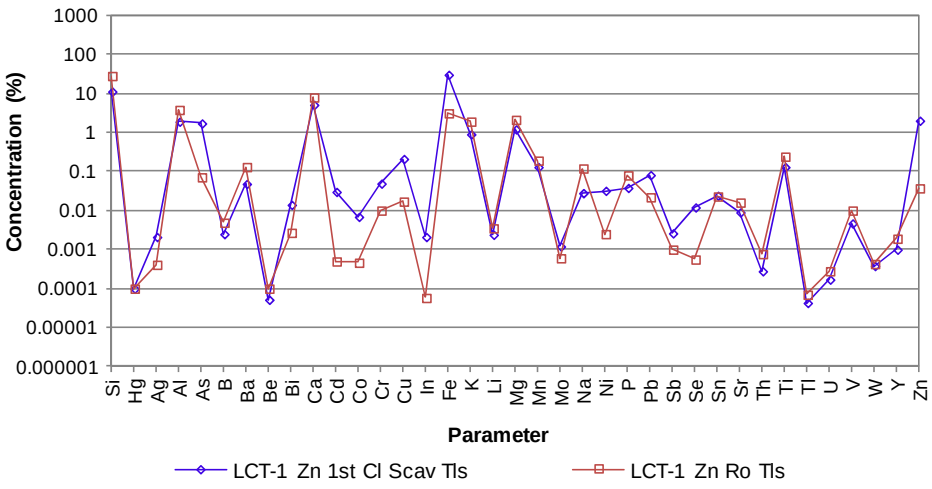

Figure 22: ICP-OES/MS Strong Acid Digest Elemental Analyses

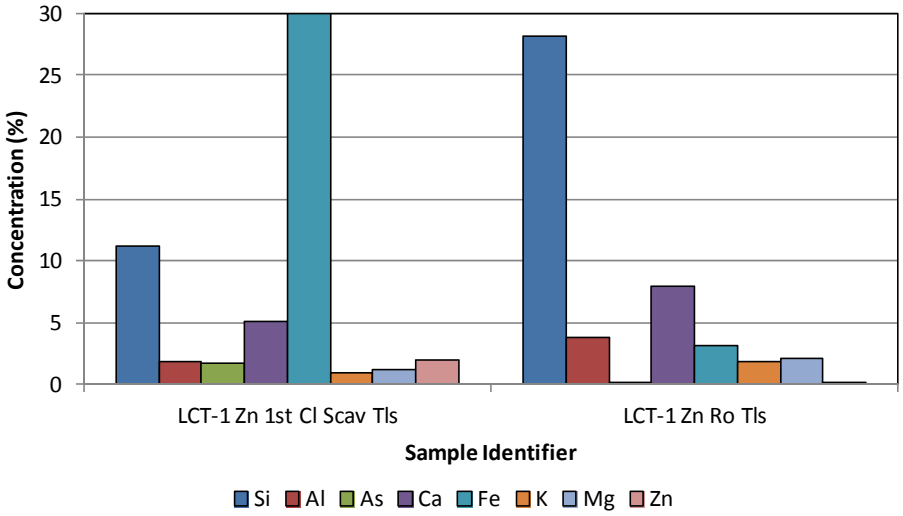

Figure 23: Comparison of the ICP-OES/MS Elemental Analysis Significant Components

7.2. Modified Acid Base Accounting and Net Acid Generation Testing

The modified ABA test provided quantification of the total sulphur, sulphide sulphur, and sulphate concentrations present and the potential acid generation (AP) related to the oxidation of the sulphide sulphur concentration. The test method determined the neutralization potential (NP) of the sample, by initiating a reaction with excess acid, then titrating to pH 8.3 with NaOH to determine how much acid was consumed during the reaction. The balance between the AP and NP assisted in defining the potential of the sample to generate acid drainage. In addition, quantification of the extent of carbonate mineral content permitted calculation of the theoretical carbonate NP of the tailings.

The net acid generation (NAG) test initiated a reaction between the tailings sample and concentrated hydrogen peroxide in order to force complete oxidation and reaction of the acidity produced with the neutralizing minerals present within the sample.

Modified ABA test results for the LCT1 Zn 1st Cl Scav Tails sample reported a very high sulphide content (11.8%), negative total net NP value (-299 t $CaCO_3$/1000 t) and total NP/AP ratio less than 1 (0.19) indicating that, even based on the total NP, this sample has strong potential for acid generation. ABA testing also indicated that 38% of the total sulphur contained within the 1st Cl Scav Tails sample is comprised of sulphate (7.43% as S).

The acid generating nature of the LCT1 Zn 1st Cl Scav Tails sample was confirmed by the highly acidic final pH value (3.06) and the considerable residual acidity concentration reported after titration to pH 4.5 (13 kg H_2SO_4/t) during net acid generation (NAG) testing. Further titration of the NAG test solution to pH 7.0 suggested that metal acidity may also be a factor which will contribute to difficulty in neutralizing this

sample. It should be noted that, due to the high sulphide concentration of the 1st Cl Scav Tails sample, a single aliquot of H_2O_2 could not be expected to completely oxidize the S^{2-} present; therefore, the actual amount of acid generated would be in excess of the 13 and 56 kg reported. Sequential NAG tests using multiple additions of H_2O_2 would be required to determine terminal NAG test results for this sample.

Modified ABA testing of the LCT1 Zn Ro Tails sample reported a significant sulphide concentration (0.69%) which, coupled with the total Net NP value and total NP/AP ratio (41.2 $CaCO_3$/1000 and 2.90, respectively), classify this sample as uncertain with regards to acid generation potential. Carbonate (CO_3) analysis also indicated that much of this total NP (~35%) is from less reactive (non-carbonate) sources. Since carbonate minerals are typically the only minerals that can react at fast enough rates to counteract acidities released by sulphide mineral oxidation; the elevated sulphide content, coupled with the low resultant CO_3 Net NP and CO_3 NP/AP values (19.1 t $CaCO_3$/1000 t and 1.88), suggests increased uncertainty with regards to the availability and reactivity of this total NP.

NAG test results for the LCT1 Zn Ro Tails sample, however, reported no net acidity generated and a highly alkaline final pH value (10.34) after aggressive oxidation of the sample. ABA test results are provided in Table 21. Results of the NAG test are presented in Table 22.

Table 21: Modified Acid Base Accounting Results

Parameter	Unit	LCT-1 Zn 1st Cl Scav Tls	LCT-1 Zn Ro Tls
LIMS		11315-OCT12	11315-OCT12
Paste pH	units	8.07	9.85
Fizz Rate	---	4	4
Sample weight	g	2.04	2.00
HCl added	mL	67.80	54.20
HCl	Normality	0.10	0.10
NaOH	Normality	0.10	0.10
Vol NaOH to pH=8.3	mL	38.88	29.04
Final pH	units	1.89	1.58
NP[1]	t $CaCO_3$/1000 t	70.9	62.9
AP	t $CaCO_3$/1000 t	370	21.7
Net NP	t $CaCO_3$/1000 t	-299	41.2
NP/AP	ratio	0.19	2.90
S	%	19.3	0.914
Acid Leachable SO_4-S	%	7.43	0.22
Sulphide	%	11.8	0.69
C	%	0.696	0.658
CO_3	%	1.22	2.46
CO_3 NP[2]	t $CaCO_3$/1000 t	20.3	40.8
CO_3 Net NP	t $CaCO_3$/1000 t	-350	19.1
CO_3 NP/AP	ratio	0.05	1.88

[1] *measured in ABA test*

[2] *theoretical, based on CO_3 content alone.*

Table 22: Net Acid Generation Test Results

Parameter	Unit	LCT-1 Zn 1st Cl Scav Tls	LCT-1 Zn Ro Tls
LIMS		11316-OCT12	11316-OCT12
Sample weight	g	1.52	1.48
Vol H_2O_2	mL	150	150
Final pH	units	3.06	10.34
NaOH	Normality	0.10	0.10
Vol NaOH to pH 4.5	mL	4.16	0.00
Vol NaOH to pH 7.0	mL	17.22	0.00
NAG (pH 4.5)	kg H_2SO_4/tonne	13	0
NAG (pH 7.0)	kg H_2SO_4/tonne	56	0

7.3. Decant Solution Ageing and LC_{50} Bioassay Tests

Upon receipt the individual LCT1 Zn Ro Tails and LCT1 Zn 1st Cl Scav Tails pulp samples were mixed at 200 rpm for 60 minutes to ensure all solids were thoroughly recombined prior to the extraction of minimal aliquots of sample required for characterisation of the individual components. The remaining pulps (rougher and cleaner) were subsequently combined and remixed (200 rpm for 60 minutes) prior to the extraction of individual Day 0 (done in duplicate), 4, 7, 14, 28 and 56 ageing test charges that maintained the original ratio of liquids to solids. The fresh Day 0 tailings samples were allowed to settle undisturbed for 2 hours prior to the supernatant being decanted and submitted for analyses. Aged supernatants were subsequently decanted from the settled tailings slurry test charges and analyzed after the prescribed periods of ageing. The objective of this testing was to identify changes in the sample supernatant over time, and quantify elemental concentrations that may report to surface or ground water systems in a tailings pond setting.

Acute lethality testing was completed to determine the concentration of the combined tailings solution in which 50% of *Daphnia magna* exposed would die after 48 hours (the LC_{50}). Rainbow trout LC_{50} testing similarly determined the concentration of effluent at which 50% of the trout exposed would die after 96 hours. The test organisms (*Daphnia magna* or rainbow trout) were exposed to the full-strength solution and at least four geometrically more dilute (for example, 50%, 25%, 12.5%, and 6.3%) concentrations of the effluent. The LC_{50} values were then statistically estimated. Control tests of the dilution water were run parallel to the tests. Testwork was conducted according to the *Daphnia magna* Acute Lethality Toxicity Test Protocol EPS 1/RM/14 and the Acute Lethality of Liquid Effluents to Fish EPS 1/RM/13 protocols from Environment Canada. All toxicity tests were subcontracted to Aquatox Testing and Consulting Inc.

The fresh and aged LCT1 Comb Tails decant solutions reported concentrations of As (1.79 to 0.975 mg/L) well in excess of the MMER and World Bank limits (0.5 and 0.1 mg/L, respectively) throughout the 56 day ageing test period. Over this time period, decreasing pH values and increasing dissolved solids, conductivity and acidity concentrations were evident. Elevated levels of Al, Fe, Pb, Th, Ti and Y observed in the Day 0 decant solutions decreased over time as the suspended solids settled out of solution.

Overall, the solutions reported high levels (>100 mg/L) of TDS, SO_4 and Ca and significant levels (>1 mg/L) of Cl, K, Na and Si.

Acute lethality bioassay testing of the Day 56 decant solution resulted in the non-lethal designations for both trout and *Daphnia magna*. The trout tests reported 100% survival rates resulting in an LC_{50} value of greater than 100%. The daphnia tests reported 50% mortality in the 100% concentration test resulting in an LC_{50} value of 100%. It should be noted that the usefulness of any LC_{50}/EC_{50} value from the daphnia testing completed is questionable because a concentration-effect relationship was not demonstrated over a reasonable range of percent dead (e.g. <37 to >63). Therefore the statistically valid upper 95% confidence limits could not be generated for this test.

Results of the fresh and aged decant solution analyses are presented in Table 23. Comparative results of the solution analyses are illustrated in Figure 24. Summary results of the acute lethality toxicity tests are presented in Table 24. Complete toxicity test reports are provided in Appendix H.

Table 23: ICP-OES/MS Fresh and Aged Decant Solution Results – LCT1 Comb Tails

Parameter	Unit	Day 0	Day 0 Dup	Day 4	Day 7	Day 14	Day 28	Day 56
LIMS		11272-OCT12	11272-OCT12	11301-OCT12	11369-OCT12	10094-NOV12	11257-NOV12	11158-DEC12
Temp on Rec	°C	20.0	20.0	20.0	19.0	18.0	17.0	17.0
TSS	mg/L	22	29	5	3	2	6	8
pH	units	10.3	10.3	8.04	7.59	6.99	6.77	7.31
Conductivity	µS/cm	917	915	952	960	948	1150	1200
Alkalinity	mg/L as $CaCO_3$	51	54	31	28	16	34	24
Acidity	mg/L as $CaCO_3$	80	80	76	104	56	181	222
TDS	mg/L	700	751	731	763	723	849	994
F	mg/L	0.55	0.54	0.54	0.55	0.86	0.55	0.50
Tot.Reactive P	mg/L	0.19	0.20	0.23	0.15	0.20	0.11	0.11
Cl	mg/L	29	25	N/A	26	28	30	34
NO_2	as N mg/L	< 0.06	< 0.06	< 0.06	< 0.06	< 0.06	0.10	0.14
NO_3	as N mg/L	0.08	0.07	0.08	0.09	0.08	0.10	0.11
SO_4	mg/L	270	260	N/A	260	260	340	380
NH_3+NH_4	as N mg/L	0.4	0.5	0.3	0.4	0.2	0.3	0.5
Hg	µg/L	< 0.1	< 0.1	< 0.1	< 0.1	< 0.1	0.03	< 0.1
Ag	mg/L	0.00044	0.00055	0.00068	0.00025	0.00184	0.00727	0.0117
Al	mg/L	0.94	1.24	0.16	0.16	0.09	0.06	0.04
As	mg/L	1.79	1.78	1.71	1.60	1.62	1.43	0.975
Ba	mg/L	0.0528	0.0597	0.0419	0.0403	0.0401	0.0464	0.097
Be	mg/L	< 0.00002	< 0.00002	< 0.00002	< 0.00002	< 0.00002	< 0.00002	< 0.0002
B	mg/L	0.153	0.148	0.140	0.120	0.125	0.115	0.151
Bi	mg/L	0.00050	0.00093	0.00017	0.00035	0.00023	0.00079	0.0004
Ca	mg/L	170	172	161	159	170	209	220
Cd	mg/L	0.00382	0.00609	0.00115	0.00265	0.00130	0.00315	0.00451
Co	mg/L	0.000450	0.000384	0.000221	0.000318	0.000248	0.000305	0.00054
Cr	mg/L	0.0025	0.0032	0.0006	0.0018	< 0.0005	0.0005	< 0.005
Cu	mg/L	0.0380	0.0557	0.0065	0.0098	0.0124	0.0496	0.057
Fe	mg/L	0.954	1.42	0.081	0.190	0.092	0.268	0.138
In	mg/L	0.00016	0.00029	0.00003	0.00012	0.00002	0.00080	0.0009
K	mg/L	10.8	10.8	11.0	10.2	11.4	13.1	13.7
Li	mg/L	0.004	0.004	0.006	0.007	0.007	0.009	0.013
Mg	mg/L	0.311	0.460	0.136	0.232	0.351	0.837	1.09
Mn	mg/L	0.0368	0.0499	0.0028	0.0060	0.0028	0.00863	0.0184
Mo	mg/L	0.110	0.110	0.106	0.0961	0.105	0.116	0.117
Na	mg/L	27.9	28.1	28.8	27.2	29.8	34.2	36.9
Ni	mg/L	0.0032	0.0031	0.0014	0.0028	0.0016	0.0019	0.002
P	mg/L	0.111	0.116	0.081	0.080	0.094	0.122	0.131
Pb	mg/L	0.0167	0.0204	0.0016	0.0029	0.0015	0.00251	0.0022
Sb	mg/L	0.0084	0.0093	0.0115	0.0114	0.0157	0.0321	0.037
Se	mg/L	0.141	0.137	0.117	0.084	0.091	0.097	0.09
Si	mg/L	8.37	9.21	5.79	4.95	4.77	4.56	4.25
Sn	mg/L	0.0567	0.0505	0.0430	0.0513	0.0482	0.0501	0.0335
Sr	mg/L	0.521	0.524	0.518	0.499	0.541	0.636	0.680
Th	mg/L	0.000119	0.000154	< 0.000004	0.000110	0.000006	0.000090	0.00004
Ti	mg/L	0.0333	0.0557	0.0036	0.0034	0.0024	0.0013	< 0.001
Tl	mg/L	< 0.0002	< 0.0002	< 0.0002	< 0.0002	< 0.0002	< 0.0002	< 0.002
U	mg/L	0.000040	0.000065	0.000044	0.000068	0.000129	0.000352	0.00071
V	mg/L	0.0168	0.0174	0.0121	0.0101	0.0088	0.00434	0.0037
W	mg/L	0.01069	0.01057	0.0108	0.0105	0.0111	0.0133	0.0119
Y	mg/L	0.000347	0.000539	0.000017	0.000017	0.000007	0.000022	0.00002
Zn	mg/L	0.175	0.289	0.035	0.090	0.040	0.116	0.113

N/A=not available, suspected dilution error

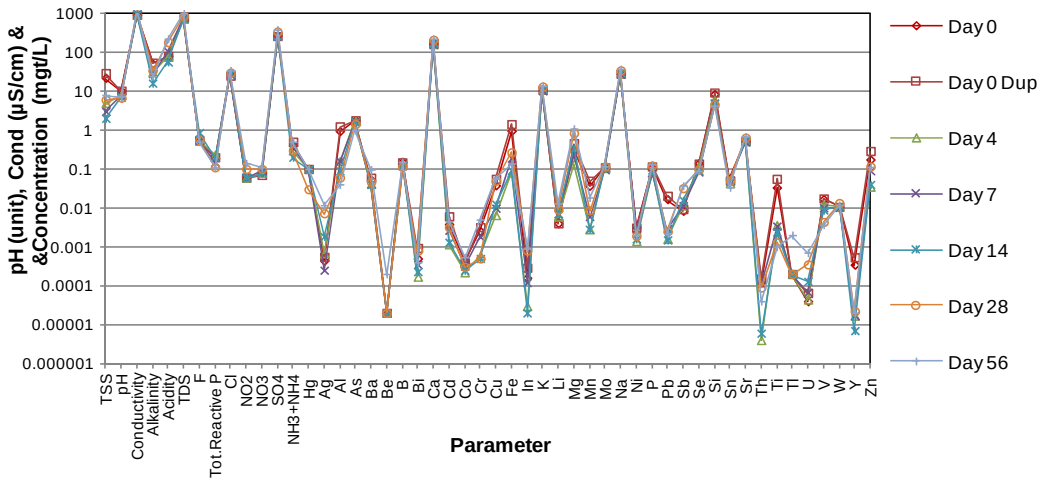

Figure 24: ICP-OES/MS Fresh and Aged Decant Solution Results – LCT1 Comb Tails

Table 24: LC_{50} Acute Lethality Toxicity Test Results

Sample Identifier	Unit	Acute Lethality of Effluents to Daphnia Magna 48-h LC_{50} Survival	Acute Lethality of Effluents to Rainbow Trout 96-h LC_{50} Survival
LC-1 Comb Tls Day 56	%	100 *	> 100

*The usefulness of and LC_{50} calculated from this set of data is questionable because a statistically valid upper 95% confidence limit could not be generated.

Standard screen sieve sizes (Tyler) were used to determine the particle sizes of the solid tailings particles. The weights of the percent retained and passing on each respective screen size were determined. The test determined the particle size distribution of the plus 200 mesh fraction of the products being investigated.

The particle size distribution for the minus 200 mesh fraction of the products was established using the hydrometer (sedimentation) method. A 50 g (dry equivalent) sample was placed into solution (dispersing agent) with 1 L of distilled water in a standardized glass cylinder. The solution was agitated, and the particles were permitted to settle out of suspension. As settling occurred over time, the average specific gravity of the mixture decreased, causing the height of the suspended hydrometer to drop. Reading the hydrometer at specific time intervals provided (through established relationships) the weight of the soil remaining in suspension, and the size of the particles that had settled out of solution. The percent finer weight was calculated based on the hydrometer readings, using Stokes Law for spheres falling freely in a fluid of known properties.

Although both the LCT1 Zn Ro Tails and LCT1 Zn 1st Cl Scav Tails were comprised predominantly of fines, the LCT1 Zn 1st Cl Scav Tails reported much finer particle size distribution characteristics with 99.8% of the sample passing the 200 mesh sieve (0.075 mm). While this fine grained material was

composed predominantly of silt size grains (82.8%), a significant fraction of the sample (17%) reported as clay size grains (<0.002 mm).

Although PSD analysis of the LCT1 Zn Ro Tails similarly indicated that this sample was also primarily comprised of fines, 29.2% of the sample was classified as fine sand sized material. Of the 70.8% of the sample that passed the 200 mesh sieve, 61.8% was composed of silt size grains and 9% was comprised of clay size grains. Results of the particle size analyses are shown in Table 25 and presented graphically in Figure 25. Complete test reports are included in Appendix I (Particle Size Distribution Analyses -Sieve and Hydrometer).

Table 25: Particle Size Distribution Results

LCT-1 Zn 1st Cl Scav Tls		LCT-1 Zn Ro Tls	
Particle Size (mm)	Weight Passing %	Particle Size (mm)	Weight Passing %
2.000	100.0	2.000	100.0
0.850	100.0	0.850	99.6
0.425	100.0	0.425	99.3
0.212	100.0	0.212	97.6
0.150	100.0	0.150	92.9
0.075	99.8	0.075	70.8
0.033	51.1	0.041	50.1
0.023	47.9	0.030	42.7
0.017	46.3	0.022	38.1
0.012	43.1	0.016	33.4
0.009	39.9	0.012	27.9
0.006	33.5	0.008	22.3
0.005	28.0	0.006	16.7
0.003	23.2	0.004	13.9
0.001	10.4	0.001	6.5

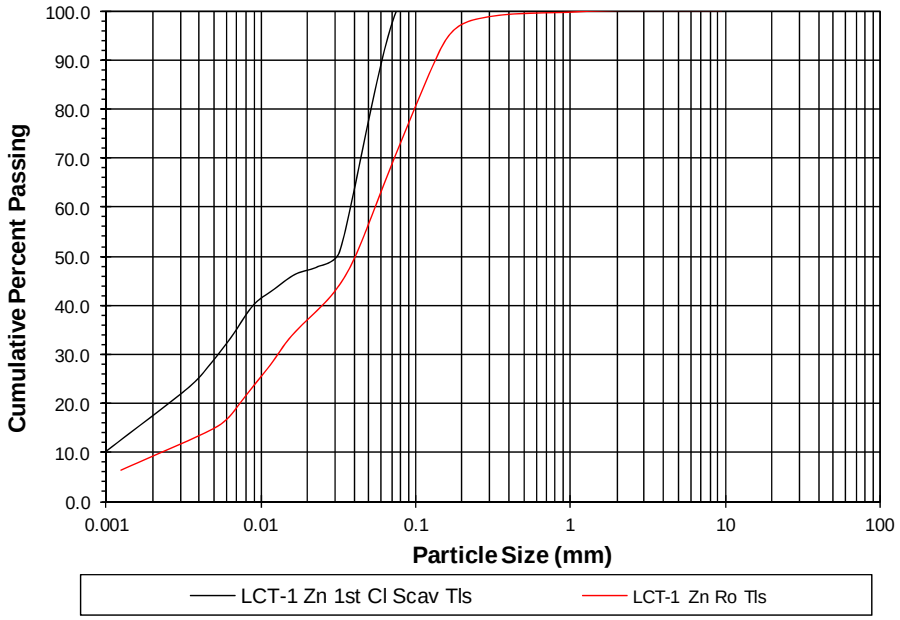

Figure 25: Particle Size Distribution Results

Conclusions and Recommendations

Drill cores samples from the Keg deposit were prepared into six variability composites and an Overall composite for mineralogical and metallurgical testwork.

Mineralogical analysis of the overall composite at a P_{80} of 100 µm determined that:

- Silicates were the main gangue component with carbonates also present.
- The sulphide minerals are sphalerite, pyrite, chalcopyrite, pyrrhotite, arsenopyrite galena and stannite.
- The liberation of Sn minerals is moderate at 66.2%. Sn minerals occur mainly as middling particles with Cu sulphide (7%) and silicates (5%) and as complex particles (13%).
- Sulphides are well liberated; Cu sulphides at 89%, sphalerite at 95%, galena at 90%, iron sulphide at 90%, and arsenopyrite at 97%.
- Tin is mostly (91%) carried by stannite but also by cassiterite (9%).

The following conclusions resulted from characterization testwork performed on the composites:

- The Bond Ball Mill Work Index performed on the composites averaged 16.4 KWh/t, the Overall composite can be categorized as hard.
- The six variability composites covered a wide range in terms of head composition:
  - Cu from 0.10% to 0.60%, averaging 0.25%
  - Pb from 0.15% to 0.62%, averaging 0.33%
  - Zn from 0.69% to 2.30%, averaging 1.33%
  - Sn from 0.010% to 0.077%, averaging 0.041%
  - Ag from 21.1 g/t to 89.1 g/t, averaging 45.9 g/t
  - In from 1.7 g/t to 19.5 g/t, averaging 11.3g/t

The following conclusions can be made from the test performed on the Overall composite:

- Gravity recovery of Ag or Sn was not found to be practical
- The Overall composite graded 0.27% Cu, 0.3% Pb, 1.36% Zn, 4.70% Fe, 0.04% Sn, 11.4 g/t In, 2.81% S, and 41.6 g/t Ag.
- The following optimum conditions were determined:
  - A primary grind P_{80} of 100 µm.
  - A CuPb rougher pH of 9.5, adjusted with lime ($Ca(OH)_2$) with 3418A (20 g/t) as collector and MIBC (15 g/t) as frother.
  - CuPb cleaning included regrinding to a P_{80} of ~25 µm with 75 g/t $ZnSO_4$ and 12.5 g/t NaCN as sphalerite and pyrite depressants as well as 5 g/t 3418A collector prior to three cleaning stages with some collector added to the 2nd and 3rd cleaning stages.
  - CuPb separation using NaCN targeting an oxidation-reduction potential of -400 mV (Ag/AgCl) to depress the chalcopyrite.
  - The CuPb rougher and CuPb 1st cleaner scavenger tails were combined to feed the Zn circuit.

  - Zn was activated with $CuSO_4$ prior to flotation at pH 11.8 using Aero 5100 as collector.
  - The Zn rougher concentrate was reground to a P80 of ~15 µm prior to four cleaning stages.
- Attempts to recover tin from the Zn rougher tailings were unsuccessful with approximately 30% of the tin reporting to the Cu concentrate.

Locked cycle tests completed on the seven samples outlined the following:

- There was some degree of correlation between feed grade and final concentrate recovery for Zn, Pb, and Cu.
- The Zn concentrates had generally poor grades, ranging from 28.4 to 49.8% Zn and from 89.8 to 658 g/t Ag, at recoveries ranging from 81.5 to 92.4% but also recovered ~70% of the In. The addition of sodium metabisulphite in the cleaning stages upgraded the 28.4% Zn concentrate to 42.9% in a single cleaning stage. Sodium metabisulphite was beneficial in the Zn cleaning circuit.
- The Pb concentrates had generally acceptable grades, ranging from 59.4 to 68.2% Pb and from 4521 to 7761 g/t Ag, at Pb recoveries ranging from 77.5 to 86.0% and Ag recoveries ranging from 38.4 to 75.9%.
- The Cu concentrates had generally good grades, ranging from 23.5 to 29.8% Cu and from 1089 to 2062 g/t Ag, with Pb contents below 6.79% Pb. Copper recoveries ranged from 59.0 to 80.2%.
- Silver is recovered to both Pb and Cu concentrates and recovery to the Pb concentrate increases with Cu deportment to that concentrate.

The environmental characterisation of the LCT1 tailings samples (rougher, 1st cleaner scavenger and combined) indicated the following:

- The rougher tailings sample was comprised primarily of Si while the 1st cleaner scavenger tailings sample was predominantly composed of Fe.
- The 1st cleaner scavenger tailings also contain elevated levels of As and Zn, which are expected to be of environmental concern.
- ABA testing indicated, and NAG testing confirmed, that the 1st cleaner scavenger tailings have strong potential for acid generation.
- Although ABA testing classified the rougher tailings as having uncertain acid generation potential; NAG test results reported no net acidity generated.
- The combined tailings decant solutions reported decreasing pH, increasing acidity and concentrations of As well in excess of the MMER and World Bank limits throughout the 56 day ageing test period.
- Acute lethality bioassay testing of the day 56 decant solution from the combined tailings resulted in the non-lethal designations for both trout and Daphnia magna (Days 56).

The following testwork is recommended to further advance the project:

- Evaluation of coarser primary grinds.
- Confirmation of the CuPb regrind size requirement.
- Further optimization of the Zn circuit including $CuSO_4$ dosage, pH, and regrind size.
- Mineralogical examination of specific products to support optimization testwork.
- Further evaluation of impact of variability on flotation response.
- Solid-liquid and rheological testwork on final concentrate and tails.

Appendix A – Sample Inventory

COMPOSITE	HOLE_ID	FROM	TO	INTV	SAMPLE	CERT	Reject weight (kg)	Weight to Use (kg)	Estimated Grade Ag (g/t)	Cu (ppm)	In (ppm)	Pb (ppm)	Sn (ppm)	Zn (ppm)
A	KEG-11-09	25,45	28,5	3,05	K277300	WH11121883	7,46	3,25	36,8	799	0,934	5130	486	3200
A	KEG-11-09	28,5	30,5	2,00	K277302	WH11121883	5,19	2,13	59,7	2290	2,78	4940	800	10100
A	KEG-11-09	30,5	32,05	1,55	K277303	WH11121883	4,21	1,65	174	5940	4,97	10000	2140	15100
A	KEG-11-09	32,05	33,6	1,55	K277304	WH11121883	3,73	1,65	61,5	585	0,943	3810	286	2830
A	KEG-11-09	33,6	34,1	0,5	K277305	WH11121883	0,99	0,53	71,3	11100	4,67	4730	1240	9450
A	KEG-11-09	34,1	35,66	1,56	K277307	WH11121883	3,50	1,66	68,9	742	1,835	5520	567	5180
A	KEG-11-09	35,66	37,19	1,53	K277308	WH11121883	3,35	1,63	124	1930	2,36	10350	749	7650
A	KEG-11-09	37,19	38,71	1,52	K277309	WH11121883	3,99	1,62	132	3550	2,32	11850	1130	7570
A	KEG-11-09	38,71	41,76	3,05	K277310	WH11121883	7,83	3,25	22,3	400	0,415	2290	377	1580
A	KEG-11-09	47,85	50,9	3,05	K277314	WH11121883	7,51	3,25	63,6	692	1,18	9570	571	4480
A	KEG-11-09	50,9	53,94	3,04	K277315	WH11121883	7,35	3,24	15,25	687	0,673	2690	479	2560
A	KEG-11-09	53,94	55,47	1,53	K277316	WH11121883	3,60	1,63	111	3340	2,9	14050	2720	12650
A	KEG-11-09	55,47	57	1,53	K277317	WH11121883	4,02	1,63	78,5	1060	0,884	8630	636	3930
A	KEG-11-09	57	58,05	1,05	K277318	WH11121883	3,04	1,12	256	2070	6,19	22000	909	27600
A	KEG-11-09	58,05	60,05	2,00	K277320	WH11121883	5,17	2,13	157	1430	2,52	11600	455	10650
A	KEG-11-09	60,05	61,57	1,52	K277321	WH11121883	3,55	1,62	98,2	1070	1,14	7640	603	3960
A	KEG-11-09	61,57	63,09	1,52	K277322	WH11121883	4,00	1,62	106	2630	1,835	10350	724	6760
A	KEG-11-09	63,09	66,14	3,05	K277323	WH11121883	7,85	3,25	35,7	607	0,558	3560	421	2530
A	KEG-11-09	66,14	69,19	3,05	K277324	WH11121883	7,98	3,25	46,8	2290	1,06	4100	1090	3960
A	KEG-11-09	69,19	72,24	3,05	K277325	WH11129397	8,09	3,25	17	446	0,179	1320	597	790
A	KEG-11-09	72,24	75,29	3,05	K277326	WH11129397	7,53	3,25	60,5	1440	1,38	4200	965	4890
A	KEG-11-09	75,29	78,33	3,04	K277327	WH11129397	7,15	3,24	26,8	495	0,254	1705	600	1010
A	KEG-11-09	78,33	81,38	3,05	K277328	WH11129397	6,39	3,25	128	1455	1,445	10900	951	6210
A	KEG-11-09	81,38	82,91	1,53	K277329	WH11129397	2,89	1,63	61,5	5370	7,46	2790	1680	25200
A	KEG-11-09	82,91	84,43	1,52	K277330	WH11129397	2,89	1,62	37,9	6190	7,18	1225	1300	19300
A	KEG-11-09	84,43	85,96	1,53	K277331	WH11129397	2,85	1,63	21,3	669	0,755	1040	340	2990
A	KEG-11-09	85,96	87,48	1,52	K277332	WH11129397	3,09	1,62	156	4110	3,67	10850	1785	9190
A	KEG-11-09	87,48	89,01	1,53	K277333	WH11129397	3,73	1,63	365	11450	9,59	21400	2560	32800
A	KEG-11-09	89,01	90,53	1,52	K277335	WH11129397	3,83	1,62	154	11300	9,85	7830	2940	32000
A	KEG-11-09	90,53	92,05	1,52	K277336	WH11129397	4,11	1,62	249	5350	7,43	13500	1455	25900
A	KEG-11-09	92,05	93,57	1,52	K277337	WH11129397	3,71	1,62	61,3	3170	1,69	3630	1530	4400
A	KEG-11-09	93,57	95,09	1,52	K277338	WH11129397	3,45	1,62	30,8	1225	1,65	1925	1070	5020
A	KEG-11-09	95,09	96,62	1,53	K277339	WH11129397	3,61	1,63	132	2830	2,92	6690	1230	8590
A	KEG-11-09	96,62	98,15	1,53	K277341	WH11129397	3,67	1,63	102	1755	2,21	5370	899	7020
A	KEG-11-09	98,15	99,67	1,52	K277342	WH11129397	4,03	1,62	217	2030	2,93	11900	1025	13050
A	KEG-11-09	99,67	102,72	3,05	K277343	WH11129397	7,27	3,25	40,9	610	0,47	2380	443	1860
A	KEG-11-09	102,72	105,77	3,05	K277344	WH11129397	6,87	3,25	137	945	1,66	6900	645	7750
A	KEG-11-09	105,77	108,81	3,04	K277345	WH11129397	6,99	3,24	99	912	1,555	7460	733	5160
A	KEG-11-09	108,81	111,86	3,05	K277346	WH11129397	6,75	3,25	9,75	457	0,15	688	219	495
A	KEG-11-09	111,86	114,91	3,05	K277348	WH11129397	6,63	3,25	20,6	545	0,27	1845	213	473
A	KEG-11-09	114,91	117,96	3,05	K277349	WH11129397	6,75	3,25	13,55	403	0,549	2330	308	1280
A	KEG-11-09	117,96	121,01	3,05	K277351	WH11129397	6,87	3,25	10,6	306	0,316	1845	539	614
A	KEG-11-09	121,01	124,05	3,04	K277352	WH11129397	7,03	3,24	34,7	824	1,145	3670	702	2460
A	KEG-11-09	124,05	127,1	3,05	K277353	WH11129397	7,43	3,25	35,1	546	0,757	2530	364	1500
A	KEG-11-09	127,1	130,15	3,05	K277354	WH11129397	6,53	3,25	13,6	421	0,379	970	396	767
A				**98,61**			**234,46**	**105,00**	**73,67997**	**1807,299**	**1,855864**	**5584,76**	**808,3941**	**6306,549**
B	KEG-11-22	108,81	110,34	1,53	K279047	WH11154836	4,42	1,94	31,8	2590	11,1	2040	577	18700
B	KEG-11-22	110,34	111,86	1,52	K279048	WH11154836	3,90	1,93	20,4	875	3	1325	390	4710
B	KEG-11-22	111,86	112,86	1	K279049	WH11154836	2,91	1,27	38,7	5250	24,1	1905	465	43400
B	KEG-11-22	112,86	114,91	2,05	K279051	WH11154836	5,46	2,60	38,1	3280	5,18	2010	561	7270
B	KEG-11-22	114,91	116,44	1,53	K279052	WH11154836	4,13	1,94	23,8	6570	15,6	396	754	25000
B	KEG-11-22	116,44	117,96	1,52	K279053	WH11154836	3,76	1,93	30,6	2960	4,67	1560	540	7000
B	KEG-11-22	117,96	119,96	2	K279054	WH11154836	5,33	2,54	18,2	1940	1,35	855	366	1700
B	KEG-11-22	119,96	121,01	1,05	K279055	WH11154836	2,78	1,33	24	2020	28,2	1210	533	47200
B	KEG-11-22	121,01	122,02	1,01	K279057	WH11154836	3,00	1,28	28,1	3770	9,19	1245	519	14250
B	KEG-11-22	122,02	123,04	1,02	K279058	WH11154836	2,77	1,29	33,7	4270	11,1	1370	579	18100
B	KEG-11-22	123,04	124,05	1,01	K279059	WH11154836	2,10	1,28	32	912	1,145	1550	529	1730
B	KEG-11-22	124,05	125,58	1,53	K279060	WH11154836	3,75	1,94	36	1810	2,71	2020	401	3800
B	KEG-11-22	125,58	127,1	1,52	K279061	WH11154836	4,04	1,93	37,4	2400	4,05	1990	353	5840
B	KEG-11-22	127,1	128,04	0,94	K279063	WH11154836	2,59	1,19	105	15250	9,98	10950	912	12750
B	KEG-11-22	128,04	129	0,96	K279064	WH11154836	2,68	1,22	86,7	9410	78,7	3170	698	141000
B	KEG-11-22	129	130,15	1,15	K279065	WH11154836	2,95	1,46	13,35	414	0,499	646	181	742
B	KEG-11-22	130,15	131,67	1,52	K279066	WH11154836	4,64	1,93	59,5	5370	10,4	2450	459	16850
B	KEG-11-22	131,67	133,2	1,53	K279067	WH11154836	3,75	1,94	18,2	1590	4,23	678	341	6310
B	KEG-11-22	133,2	134,53	1,33	K279068	WH11154836	3,75	1,69	9,84	419	0,475	504	206	793
B	KEG-11-22	134,53	136,25	1,72	K279070	WH11154836	4,51	2,18	74,7	10650	24,4	1915	1010	45100
B	KEG-11-22	136,25	137,26	1,01	K279071	WH11154836	2,73	1,28	28,5	1970	18,55	1360	448	39300
B	KEG-11-22	137,26	138,28	1,02	K279072	WH11154836	2,97	1,29	60,5	13150	44,9	1355	956	87100
B	KEG-11-22	138,28	139,29	1,01	K279073	WH11154836	2,01	1,28	5,26	139,5	0,773	297	676	863

COMPOSITE	HOLE_ID	FROM	TO	INTV	SAMPLE	CERT	Reject weight (kg)	Weight to Use (kg)	Estimated Grade Ag (g/t)	Cu (ppm)	In (ppm)	Pb (ppm)	Sn (ppm)	Zn (ppm)
B	KEG-11-22	143,35	144,37	1,02	K279078	WH11154836	2,94	1,29	94,9	2940	37,6	3850	408	51000
B	KEG-11-22	144,37	145,39	1,02	K279079	WH11154836	2,68	1,29	12,05	338	5,12	625	85	6140
B	KEG-11-22	145,39	146,4	1,01	K279080	WH11154836	2,71	1,28	55,4	1170	16,2	22200	180	28400
B	KEG-11-22	146,4	147,42	1,02	K279081	WH11154836	3,03	1,29	35,3	890	14,15	19950	156	29800
B	KEG-11-22	147,42	148,44	1,02	K279082	WH11153511	2,54	1,29	73,2	1255	10,35	23100	182	16700
B	KEG-11-22	148,44	149,97	1,53	K279083	WH11153511	4,11	1,94	56,7	4850	17,6	4250	300	19300
B	KEG-11-22	149,97	151,49	1,52	K279084	WH11153511	4,05	1,93	73	1695	20,2	15900	252	18850
B	KEG-11-22	151,49	153,01	1,52	K279085	WH11153511	4,27	1,93	55,4	1830	14,25	5100	261	14300
B	KEG-11-22	153,01	154,53	1,52	K279086	WH11153511	4,11	1,93	78,2	4900	25,6	2560	652	23000
B	KEG-11-22	154,53	156,05	1,52	K279088	WH11153511	4,10	1,93	32,4	658	7,48	4670	74	8320
B	KEG-11-22	156,05	157,58	1,53	K279089	WH11153511	4,15	1,94	26,2	814	5,11	1870	93	5570
B	KEG-11-22	157,58	159,11	1,53	K279090	WH11153511	4,09	1,94	36,2	518	5,48	5960	98	7340
B	KEG-11-22	159,11	160,63	1,52	K279091	WH11153511	3,55	1,93	89,2	2660	19,35	14750	275	31100
B	KEG-11-22	160,63	161,64	1,01	K279093	WH11153511	2,93	1,28	22,2	4570	19,9	431	541	21900
B	KEG-11-22	161,64	162,66	1,02	K279094	WH11153511	2,84	1,29	51,6	1260	8,28	1665	417	9170
B	KEG-11-22	162,66	163,68	1,02	K279095	WH11153511	2,92	1,29	46,4	5150	20	1160	739	22900
B	KEG-11-22	163,68	164,69	1,01	K279096	WH11153511	2,96	1,28	35,8	8060	27	302	851	30400
B	KEG-11-22	164,69	165,71	1,02	K279097	WH11153511	3,04	1,29	110	13850	32,5	1705	1265	40100
B	KEG-11-22	165,71	166,73	1,02	K279098	WH11153511	2,75	1,29	38,6	7400	22,3	369	642	29500
B	KEG-11-22	166,73	167,75	1,02	K279100	WH11153511	3,02	1,29	112	22400	36,2	1230	1910	45300
B	KEG-11-22	167,75	168,77	1,02	K279101	WH11153511	2,91	1,29	99	19300	49,1	747	1550	62500
B	KEG-11-22	168,77	169,77	1	K279102	WH11153511	2,23	1,27	72	13800	31,4	715	1260	33900
B	KEG-11-22	169,77	171,29	1,52	K279103	WH11153511	4,36	1,93	73	19600	67,1	290	1445	76000
B	KEG-11-22	171,29	172,82	1,53	K279105	WH11153511	3,79	1,94	10,4	2300	2,51	294	268	2830
B	KEG-11-22	172,82	173,84	1,02	K279106	WH11153511	2,93	1,29	164	22800	47	2560	5190	62000
B	KEG-11-22	173,84	174,86	1,02	K279107	WH11153511	2,79	1,29	191	23700	54,5	4540	3780	64500
B	KEG-11-22	174,86	175,87	1,01	K279108	WH11153511	2,37	1,28	121	9510	9,5	4560	1045	12150
B	KEG-11-22	175,87	177,4	1,53	K279109	WH11153511	4,14	1,94	16,95	2430	4,28	419	287	4560
B	KEG-11-22	177,4	178,92	1,52	K279111	WH11153511	4,06	1,93	71	11400	21,7	1840	1735	26500
B	KEG-11-22	178,92	179,79	0,87	K279112	WH11153511	2,66	1,10	257	44200	117,5	1730	10400	159500
B	KEG-11-22	179,79	180,87	1,08	K279113	WH11153511	2,81	1,37	57,2	11550	16,6	963	1295	20000
B	KEG-11-22	180,87	181,97	1,1	K279114	WH11153511	2,94	1,39	66,4	9270	15,85	2360	1310	19950
B	KEG-11-22	181,97	182,98	1,01	K279115	WH11153511	2,85	1,28	122	20000	43,4	2340	2560	59400
B	KEG-11-22	182,98	184	1,02	K279116	WH11153511	2,81	1,29	148	11600	38,9	6130	1605	52900
B	KEG-11-22	184	185,01	1,01	K279117	WH11153511	2,32	1,28	60,1	3660	3,97	3570	512	5250
B	KEG-11-22	186,53	188,06	1,53	K279119	WH11158633	4,21	1,94	12,35	1035	0,705	794	329	932
B	KEG-11-22	188,06	189,59	1,53	K279120	WH11158633	4,08	1,94	15,3	467	0,349	988	340	521
B	KEG-11-22	189,59	191,11	1,52	K279121	WH11158633	3,78	1,93	105	5350	14,7	5530	732	22200
B	KEG-11-22	191,11	192,64	1,53	K279122	WH11158633	4,13	1,94	99	9110	13,85	2950	1280	18450
B	KEG-11-22	192,64	194,16	1,52	K279124	WH11158633	3,72	1,93	38,2	2200	7,18	877	590	11500
B	KEG-11-22	194,16	195,67	1,51	K279125	WH11158633	4,48	1,91	24,9	3590	7,04	522	1075	11250
B	KEG-11-22	195,67	197,2	1,53	K279126	WH11158633	4,28	1,94	63,6	13450	15,8	820	3580	27700
B				**82,81**			**222,37**	**105,00**	**56,0288**	**6224,623**	**17,53892**	**3249,039**	**896,5189**	**24357,66**
C	KEG-11-23	236,83	238,83	2	K279279	WH11165472	4,95	2,01	38,9	661	1,775	12400	151	1920
C	KEG-11-23	238,83	239,88	1,05	K279280	WH11165472	2,63	1,05	99	5720	20,3	7280	674	18650
C	KEG-11-23	239,88	242,93	3,05	K279281	WH11165472	8,80	3,06	60,3	1805	12,85	7750	273	13900
C	KEG-11-23	242,93	246,72	3,79	K279283	WH11165472	11,04	3,80	38,6	4020	10,95	941	337	13350
C	KEG-11-23	246,72	248,06	1,34	K279284	WH11165472	3,63	1,34	85,7	22800	61,4	213	946	64100
C	KEG-11-23	248,06	251,15	3,09	K279285	WH11165472	8,98	3,10	58,5	7510	6,43	1245	679	6710
C	KEG-11-23	251,15	252,94	1,79	K279286	WH11165472	5,63	1,80	182	46700	73,3	764	1110	78400
C	KEG-11-25	236,83	238,35	1,52	K279412	WH11172312	4,12	1,53	53,6	1065	7,07	4570	184	12450
C	KEG-11-25	238,35	239,88	1,53	K279413	WH11172312	4,22	1,54	46,3	2460	3,57	9440	243	9190
C	KEG-11-25	239,88	241,4	1,52	K279414	WH11172312	4,31	1,53	2,9	1010	11,15	112	116	20900
C	KEG-11-25	241,4	242,93	1,53	K279415	WH11172312	4,09	1,54	13,65	2060	12,8	916	207	24900
C	KEG-11-25	242,93	244,45	1,52	K279417	WH11172312	4,24	1,53	53,9	1735	9,51	5770	259	22000
C	KEG-11-25	244,45	245,97	1,52	K279418	WH11172312	4,60	1,53	81,2	1790	9,34	12800	347	30400
C	KEG-11-25	245,97	247,49	1,52	K279419	WH11172312	3,14	1,53	39,7	587	0,566	3960	171	1370
C	KEG-11-25	247,49	249,02	1,53	K279420	WH11172312	3,97	1,54	13,55	829	6,76	680	116	11050
C	KEG-11-25	249,02	250,66	1,64	K279422	WH11172312	5,29	1,65	14,15	2350	7,41	274	223	9360
C	KEG-11-25	296,26	297,79	1,53	K279442	WH11175149	4,70	1,54	22,3	353	1,98	7710	166	3050
C	KEG-11-25	297,79	300,84	3,05	K279443	WH11175149	8,32	3,06	29,8	491	6,16	5840	197	7570
C	KEG-11-25	300,84	301,86	1,02	K279444	WH11175149	2,89	1,02	30,8	691	17,45	2830	476	22200
C	KEG-11-25	301,86	302,88	1,02	K279445	WH11175149	3,11	1,02	23,7	1705	33,9	1690	246	42400
C	KEG-11-25	302,88	303,89	1,01	K279446	WH11175149	3,18	1,01	49,6	1185	101,5	3160	320	126500
C	KEG-11-25	303,89	306,93	3,04	K279448	WH11175149	8,52	3,05	11,25	438	11,3	823	182	13150
C	KEG-11-25	306,93	308,45	1,52	K279449	WH11175149	5,15	1,53	46,1	918	72,7	3310	246	79300
C	KEG-11-25	308,45	309,98	1,53	K279450	WH11175149	3,80	1,54	99,1	1755	48,1	6880	295	48400
C	KEG-11-25	309,98	311,51	1,53	K279451	WH11175149	5,67	1,54	111	3710	21	5810	519	21300
C	KEG-11-25	311,51	313,03	1,52	K279452	WH11175149	4,36	1,53	11,8	506	2,05	729	271	2280

COMPOSITE	HOLE_ID	FROM	TO	INTV	SAMPLE	CERT	Reject weight (kg)	Weight to Use (kg)	Estimated Grade					
									Ag (g/t)	Cu (ppm)	In (ppm)	Pb (ppm)	Sn (ppm)	Zn (ppm)
C	KEG-11-25	313,03	314,05	1,02	K279453	WH11175149	3,07	1,02	48,2	1380	8,99	3060	326	9190
C	KEG-11-25	314,05	315,07	1,02	K279454	WH11175149	2,93	1,02	39,7	3330	85	1800	415	80100
C	KEG-11-25	315,07	316,08	1,01	K279456	WH11175149	2,72	1,01	54,5	1840	28,9	5210	220	32300
C	KEG-11-25	316,08	319,12	3,04	K279457	WH11175149	9,87	3,05	45,4	3060	11,65	3290	254	11850
C	KEG-11-25	319,12	320,65	1,53	K279458	WH11175149	4,73	1,54	110	3860	22,1	9820	392	17850
C	KEG-11-25	320,65	322,17	1,52	K279459	WH11175149	4,90	1,53	28,5	2030	23,6	2010	392	23400
C	KEG-11-25	355,7	356,71	1,01	K279475	WH11175149	2,30	1,01	24,8	5270	2,86	1360	241	4510
C	KEG-11-25	356,71	357,73	1,02	K279476	WH11175149	2,67	1,02	100	2170	7,98	10900	820	12250
C	KEG-11-25	357,73	358,75	1,02	K279477	WH11175149	2,40	1,02	50,7	1970	2,32	6730	688	3890
C	KEG-11-34	334,37	337,41	3,04	K283053	WH11268112	9,02	3,05	63,7	1515	3,69	4110	290	5350
C	KEG-11-34	337,41	340,46	3,05	K283054	WH11176575	7,79	3,06	4,56	341	3,02	350	97	3670
C	KEG-11-34	340,46	341,99	1,53	K283055	WH11176575	4,36	1,54	35,3	3680	3,93	1890	495	3550
C	KEG-11-34	341,99	343,51	1,52	K283056	WH11176575	4,23	1,53	53,2	2930	9,2	3270	684	10450
C	KEG-11-34	343,51	345,04	1,53	K283057	WH11176575	4,17	1,54	177	9210	12,45	11900	1080	13450
C	KEG-11-34	345,04	346,56	1,52	K283058	WH11176575	4,30	1,53	94,2	3270	9,87	3870	380	12150
C	KEG-11-34	346,56	348,09	1,53	K283059	WH11176575	4,37	1,54	57,1	4180	30,5	2620	267	36100
C	KEG-11-34	348,09	349,61	1,52	K283061	WH11176575	4,34	1,53	26,9	4340	5,49	824	533	6480
C	KEG-11-34	349,61	352,65	3,04	K283062	WH11176575	7,88	3,05	24,4	3260	5,77	1260	289	5730
C	KEG-11-34	352,65	355,7	3,05	K283063	WH11176575	8,65	3,06	23,8	754	8,66	793	166	10750
C	KEG-11-34	355,7	358,75	3,05	K283064	WH11176575	8,42	3,06	15,6	2510	6,42	717	329	7490
C	KEG-11-34	358,75	361,8	3,05	K283065	WH11176575	8,52	3,06	20,7	2470	8,73	2450	206	9730
C	KEG-11-34	361,8	364,85	3,05	K283066	WH11176575	8,83	3,06	32,4	2700	12,05	2080	218	15000
C	KEG-11-34	364,85	367,89	3,04	K283068	WH11176575	8,83	3,05	21,6	1415	5,64	5450	218	9380
C	KEG-11-34	367,89	370,95	3,06	K283069	WH11176575	8,58	3,07	14,05	859	3,49	562	162	2860
C	KEG-11-34	370,95	373,99	3,04	K283070	WH11176575	8,21	3,05	9,14	913	17,95	268	125	15100
C	KEG-11-34	373,99	377,04	3,05	K283071	WH11176575	8,68	3,06	15,3	1570	11,95	350	167	9730
C	KEG-11-34	377,04	380,09	3,05	K283073	WH11176575	8,72	3,06	10,25	1495	3,4	186,5	126	2500
C				**104,62**			**296,83**	**105,00**	**42,28045**	**3262,966**	**14,36845**	**3256,876**	**316,4221**	**16609,8**
D	KEG-11-12	39	40	1	K281010	WH11130443	2,41	0,92	80,1	155	2,56	6300	563	4260
D	KEG-11-12	40	40,58	0,58	K281011	WH11130443	1,29	0,53	163	734	5,56	12400	144	9940
D	KEG-11-12	40,58	42	1,42	K281013	WH11130443	3,69	1,31	25,3	283	2,08	1900	210	3550
D	KEG-11-12	42	44,01	2,01	K281014	WH11130443	5,13	1,85	6,89	196	0,446	414	160	681
D	KEG-11-12	44,01	44,52	0,51	K281015	WH11130443	1,51	0,47	966	3120	21,5	62300	324	43300
D	KEG-11-12	44,52	46	1,48	K281016	WH11130443	3,69	1,37	24	287	0,876	1575	95	1470
D	KEG-11-12	46	46,91	0,91	K281017	WH11130443	2,17	0,84	47,9	511	1,36	2850	115	2180
D	KEG-11-12	46,91	47,52	0,61	K281018	WH11130443	1,43	0,56	63,1	3030	60,3	3110	289	77500
D	KEG-11-12	47,52	49,9	2,38	K281019	WH11130443	5,83	2,20	18,15	308	3,48	1065	62	5170
D	KEG-11-12	49,9	50,35	0,45	K281021	WH11130443	1,17	0,42	209	2580	67,1	11500	220	136500
D	KEG-11-12	50,35	51,81	1,46	K281022	WH11130443	3,39	1,35	15,7	269	0,647	1065	141	1140
D	KEG-11-12	51,81	54	2,19	K281023	WH11130443	5,51	2,02	3,19	216	0,669	185,5	81	1100
D	KEG-11-12	54	57	3	K281025	WH11130443	7,57	2,77	14,35	265	1,01	894	87	1540
D	KEG-11-12	57	60	3	K281026	WH11130443	7,13	2,77	7,36	140	1,585	432	67	2010
D	KEG-11-12	60	63	3	K281027	WH11130443	7,55	2,77	8,68	246	2,48	467	60	2240
D	KEG-11-12	63	66	3	K281028	WH11130443	6,11	2,77	13,1	258	2,07	642	57	2270
D	KEG-11-12	66	69	3	K281029	WH11130443	7,47	2,77	19,15	430	4,84	1360	77	5350
D	KEG-11-12	69	72	3	K281030	WH11130443	7,41	2,77	9,57	341	1,755	825	87	2150
D	KEG-11-12	72	75	3	K281032	WH11130443	6,63	2,77	15,8	636	7,27	1040	138	6680
D	KEG-11-12	75	77,12	2,12	K281033	WH11130443	4,75	1,96	15,05	235	1,91	983	58	1970
D	KEG-11-12	77,12	78	0,88	K281034	WH11130443	1,95	0,81	40,4	1005	8,09	2240	95	7590
D	KEG-11-12	78	78,85	0,85	K281035	WH11130443	1,91	0,78	35,1	2090	26,2	812	114	26100
D	KEG-11-12	78,85	79,25	0,4	K281036	WH11130443	0,99	0,37	35	3560	53,4	696	107	62800
D	KEG-11-12	79,25	80,33	1,08	K281037	WH11130442	2,63	1,00	16,85	1205	14,1	404	73	13300
D	KEG-11-12	80,33	80,7	0,37	K281038	WH11130442	0,85	0,34	95	2400	40,1	2890	73	48000
D	KEG-11-12	80,7	81,34	0,64	K281039	WH11130442	1,71	0,59	76,7	1575	26,5	2100	60	31200
D	KEG-11-12	81,34	82	0,66	K281040	WH11130442	1,67	0,61	21,2	3790	14,15	334	186	13700
D	KEG-11-12	82	84	2	K281041	WH11130442	5,49	1,84	9,4	1580	8,99	180	80	7700
D	KEG-11-12	84	86,8	2,8	K281042	WH11130442	6,73	2,58	4,97	578	4,54	130,5	59	4120
D	KEG-11-12	86,8	88	1,2	K281043	WH11130442	3,15	1,11	244	2120	24,9	13600	217	29500
D	KEG-11-12	88	90	2	K281044	WH11130442	4,95	1,84	30,1	1435	7,73	1005	120	7700
D	KEG-11-12	90	91	1	K281046	WH11130442	2,65	0,92	90,7	8780	19,45	1935	515	22200
D	KEG-11-12	91	92	1	K281047	WH11130442	2,57	0,92	94	2690	12,2	5010	580	16700
D	KEG-11-12	92	92,85	0,85	K281048	WH11130442	2,03	0,78	104	3770	12,35	3240	184	12450
D	KEG-11-12	92,85	93,26	0,41	K281049	WH11130442	1,09	0,38	198	2670	26	77800	1645	47300
D	KEG-11-12	93,26	95	1,74	K281050	WH11130442	4,33	1,60	97	1685	11,6	25500	683	16600
D	KEG-11-12	95	96	1	K281051	WH11130442	2,47	0,92	42,9	1585	4,03	16150	761	8780
D	KEG-11-12	96	97,5	1,5	K281052	WH11130442	3,91	1,38	17,1	613	5,02	5480	105	9440
D	KEG-11-12	97,5	99	1,5	K281053	WH11130442	3,79	1,38	21,3	1080	8,68	1730	116	12100
D	KEG-11-12	99	100,36	1,36	K281055	WH11130442	3,21	1,25	8,71	316	4,08	664	98	4950
D	KEG-11-12	100,36	101,05	0,69	K281056	WH11130442	1,25	0,64	36,3	724	4,33	2440	116	4630

COMPOSITE	HOLE_ID	FROM	TO	INTV	SAMPLE	CERT	Reject weight (kg)	Weight to Use (kg)	Estimated Grade Ag (g/t)	Cu (ppm)	In (ppm)	Pb (ppm)	Sn (ppm)	Zn (ppm)
D	KEG-11-12	101,05	102	0,95	K281058	WH11130442	2,49	0,88	47,6	547	6,94	3120	108	8270
D	KEG-11-12	110,26	110,58	0,32	K281066	WH11130442	0,75	0,30	135	1525	53,8	8070	220	77200
D	KEG-11-12	110,58	112	1,42	K281067	WH11130442	2,91	1,31	0,74	86,6	0,105	45,6	33	177
D	KEG-11-12	112	113,5	1,5	K281068	WH11130442	3,69	1,38	21,3	581	2,63	1585	154	2770
D	KEG-11-12	113,5	114,59	1,09	K281069	WH11130442	3,05	1,01	11,8	252	1,27	904	73	1600
D	KEG-11-12	114,59	115,23	0,64	K281070	WH11130442	1,95	0,59	148	3100	22,8	10600	405	26400
D	KEG-11-12	115,23	117	1,77	K281071	WH11130442	4,57	1,63	3,14	153	0,673	241	69	981
D	KEG-11-12	117	118,23	1,23	K281073	WH11132849	3,25	1,13	1,32	146,5	0,156	82,9	30	262
D	KEG-11-12	118,23	118,6	0,37	K281074	WH11132849	0,85	0,34	35	1730	13,6	2460	228	14000
D	KEG-11-12	118,6	120	1,4	K281075	WH11132849	3,39	1,29	2,73	111,5	0,285	166,5	71	296
D	KEG-11-12	120	123	3	K281076	WH11132849	8,55	2,77	18,9	408	1,885	980	115	1980
D	KEG-11-12	123	123,46	0,46	K281078	WH11132849	1,13	0,42	114	1700	43,1	4930	214	46400
D	KEG-11-12	123,46	124	0,54	K281079	WH11132849	1,17	0,50	2,03	271	2,82	83,1	93	2860
D	KEG-11-12	124	125	1	K281080	WH11132849	2,65	0,92	1,57	129,5	0,428	64,5	58	628
D	KEG-11-12	125	125,83	0,83	K281081	WH11132849	2,03	0,77	8,64	198,5	0,774	417	94	793
D	KEG-11-12	125,83	126,52	0,69	K281082	WH11132849	1,85	0,64	154	1625	10,6	7540	400	8400
D	KEG-11-12	126,52	128	1,48	K281084	WH11132849	3,91	1,37	35,8	672	3,33	1720	166	2350
D	KEG-11-12	128	129,96	1,96	K281085	WH11132849	5,39	1,81	10,8	337	5,79	536	121	4230
D	KEG-11-12	129,96	130,5	0,54	K281086	WH11132849	1,13	0,50	14,85	2430	40,8	518	215	30500
D	KEG-11-12	130,5	131	0,5	K281087	WH11132849	1,59	0,46	33,4	2110	38,1	2150	299	26800
D	KEG-11-12	131	132	1	K281088	WH11132849	2,21	0,92	15,8	589	28	1495	185	19150
D	KEG-11-12	132	133,5	1,5	K281089	WH11132849	3,95	1,38	5,9	325	6,19	572	96	4100
D	KEG-11-12	133,5	135,72	2,22	K281091	WH11132849	5,75	2,05	5,76	340	2,83	438	49	2250
D	KEG-11-12	135,72	136,14	0,42	K281092	WH11132849	0,97	0,39	18	2090	32,3	910	194	25100
D	KEG-11-12	136,14	138	1,86	K281093	WH11132849	4,43	1,72	5,1	331	1,955	423	64	1500
D	KEG-11-12	138	139,5	1,5	K281094	WH11132849	3,61	1,38	19,4	426	4,9	1630	90	3780
D	KEG-11-12	139,5	141	1,5	K281095	WH11132849	3,23	1,38	7,2	582	10,1	547	86	7290
D	KEG-11-12	141	142,5	1,5	K281096	WH11132849	3,45	1,38	15,05	189	0,98	890	101	878
D	KEG-11-12	142,5	144	1,5	K281097	WH11132849	3,61	1,38	80	3730	5,65	4380	616	2420
D	KEG-11-12	189	191	2	K281125	WH11132848	4,97	1,84	65,7	1020	6,47	3080	190	5380
D	KEG-11-12	191	193,09	2,09	K281126	WH11132848	4,79	1,93	3,41	187,5	1,285	150	112	1100
D	KEG-11-12	193,09	194	0,91	K281127	WH11132848	2,11	0,84	44,2	2030	15,15	2150	347	12450
D	KEG-11-12	194	195	1	K281128	WH11132848	2,55	0,92	22,4	2450	21,4	795	271	15750
D	KEG-11-12	195	196	1	K281129	WH11132848	2,07	0,92	8,22	717	2,81	316	157	1830
D	KEG-11-12	196	196,5	0,5	K281131	WH11132848	0,97	0,46	49,8	1700	30,7	2150	237	22800
D	KEG-11-12	196,5	197,8	1,3	K281132	WH11132848	3,05	1,20	3,65	143,5	0,574	180	79	519
D	KEG-11-12	197,8	198,54	0,74	K281133	WH11132848	2,11	0,68	50,4	5860	52,3	1865	361	34700
D	KEG-11-12	198,54	199,5	0,96	K281134	WH11132848	2,13	0,89	19,95	1060	7,27	846	196	3910
D	KEG-11-12	199,5	200,05	0,55	K281135	WH11132848	1,41	0,51	56,9	5400	70,6	2030	382	50600
D	KEG-11-12	200,05	201	0,95	K281137	WH11132848	2,03	0,88	16,9	1780	10,45	648	282	6500
D	KEG-11-12	220,9	222	1,1	K281147	WH11134160	3,10	1,01	45,5	8150	53,9	803	703	31100
D	KEG-11-12	222	223,13	1,13	K281149	WH11134160	2,63	1,04	19,7	2100	4,9	571	304	2210
D	KEG-11-12	223,13	224,26	1,13	K281151	WH11134160	3,03	1,04	54,5	4140	76,3	1620	376	47800
D	KEG-11-12	224,26	226	1,74	K281152	WH11134160	4,13	1,60	46,8	2090	11,95	2150	264	7110
D				**113,84**			**279,76**	**105,00**	**34,36325**	**1068,225**	**9,045923**	**2597,693**	**169,8754**	**8844,369**
E	KEG-11-24	270	272	2	K281971	WH11177296	5,48	2,45	67,1	1875	20,6	2770	238	16300
E	KEG-11-24	272	274	2	K281972	WH11177296	4,92	2,45	47,7	1965	20,3	4250	195	15150
E	KEG-11-24	274	276	2	K281973	WH11181423	5,10	2,45	62,1	927	11,7	3720	135	10350
E	KEG-11-24	276	278	2	K281974	WH11181423	4,97	2,45	14,6	283	2,88	561	87	1280
E	KEG-11-24	278	280,01	2,01	K281975	WH11181423	4,83	2,46	40,1	2200	50,4	1050	151	14850
E	KEG-11-24	280,01	282	1,99	K281976	WH11181423	4,96	2,44	10,15	776	15,7	245	71	5190
E	KEG-11-24	282	284	2	K281978	WH11181423	5,00	2,45	12,7	1065	21,6	312	89	5820
E	KEG-11-24	284	286	2	K281979	WH11181423	5,28	2,45	5,62	414	1,13	176	55	323
E	KEG-11-24	286	288,31	2,31	K281980	WH11181423	5,83	2,83	20,8	2440	75,1	554	159	23700
E	KEG-11-24	288,31	290	1,69	K281981	WH11181423	3,83	2,07	12,85	2060	39,3	262	158	13600
E	KEG-11-24	290	292	2	K281982	WH11181423	4,87	2,45	11,4	1450	21,2	341	158	6700
E	KEG-11-24	292	294,3	2,3	K281983	WH11181423	5,76	2,82	26,7	2170	31,3	737	153	10900
E	KEG-11-24	294,3	296,11	1,81	K281984	WH11181423	4,63	2,22	18,05	1710	19,65	484	113	6390
E	KEG-11-24	296,11	298	1,89	K281986	WH11181423	5,00	2,31	22	2590	22,1	551	171	9230
E	KEG-11-24	298	300	2	K281987	WH11181423	5,04	2,45	3,31	179,5	0,773	108,5	64	307
E	KEG-11-24	300	302	2	K281988	WH11181423	5,38	2,45	21,2	2280	28,9	579	138	12700
E	KEG-11-24	302	304	2	K281989	WH11181423	5,01	2,45	14	2390	26	307	185	13450
E	KEG-11-24	304	305,77	1,77	K281991	WH11181423	4,96	2,17	26,3	5620	71,2	418	291	41800
E	KEG-11-24	305,77	307,44	1,67	K281992	WH11181423	4,15	2,04	2,9	212	0,364	77,8	38	156
E	KEG-11-24	307,44	309	1,56	K281993	WH11181423	4,02	1,91	34,6	4840	61	768	241	42600
E	KEG-11-24	309	311	2	K281994	WH11181423	5,65	2,45	19,75	5470	75,8	189,5	240	43100
E	KEG-11-24	311	313	2	K281995	WH11181423	4,84	2,45	12,2	1910	10,4	189,5	183	4590
E	KEG-11-24	313	315,07	2,07	K281996	WH11181423	6,09	2,53	36	7080	67,1	549	503	24800
E	KEG-11-26	420	422,79	2,79	K276339	WH11273650	7,35	3,42	12	2900	10,8	731	574	8450

COMPOSITE	HOLE_ID	FROM	TO	INTV	SAMPLE	CERT	Reject weight (kg)	Weight to Use (kg)	Estimated Grade Ag (g/t)	Cu (ppm)	In (ppm)	Pb (ppm)	Sn (ppm)	Zn (ppm)
E	KEG-11-26	422,79	425	2,21	K276340	WH11273650	5,21	2,71	9,3	1360	14,1	644	815	10250
E	KEG-11-26	425	427,16	2,16	K276341	WH11273650	4,94	2,64	31	2560	56,1	2560	1125	44200
E	KEG-11-40	477,62	480,67	3,05	K283555	WH11269372	8,35	3,73	15,75	2530	16,1	677	102	10200
E	KEG-11-40	480,67	483,72	3,05	K283556	WH11269372	8,20	3,73	20,3	1265	5,5	766	58	6060
E	KEG-11-40	483,72	486,77	3,05	K283557	WH11269372	8,80	3,73	5	1460	7,11	77,6	85	5010
E	KEG-11-40	486,77	489,81	3,04	K283558	WH11204216	8,04	3,72	82	2840	10,95	15100	175	22200
E	KEG-11-40	489,81	492,86	3,05	K283559	WH11204216	8,02	3,73	25,1	927	8,35	2790	89	9470
E	KEG-11-40	505,05	508,1	3,05	K283565	WH11204216	7,71	3,73	7,53	1135	21	153,5	570	12250
E	KEG-11-40	508,1	511,15	3,05	K283566	WH11204216	8,05	3,73	10,2	1025	4,56	381	452	2990
E	KEG-11-40	511,15	514,19	3,04	K283567	WH11204216	8,01	3,72	9,26	1035	4,04	271	423	2810
E	KEG-11-40	514,19	517,24	3,05	K283568	WH11204216	8,23	3,73	35,9	1040	86,2	1370	558	50200
E	KEG-11-40	517,24	520,29	3,05	K283570	WH11204216	6,87	3,73	35,5	157,5	4,19	1865	574	4530
E	KEG-11-40	520,29	523,34	3,05	K283571	WH11204216	6,97	3,73	14,2	35,7	1,39	706	639	1150
E				**85,76**			**220,35**	**105,00**	**23,1438**	**1849,35**	**24,06698**	**1406,975**	**287,7368**	**13439,48**
F	KEG-11-30	212,45	215,49	3,04	K279838	WH11184894	8,74	8,46	11,30	781	8,49	570	258	7870
F	KEG-11-30	218,54	221,59	3,05	K279840	WH11184894	8,24	8,49	30,00	965	15,15	1800	246	13400
F	KEG-11-30	224,64	227,69	3,05	K279842	WH11184894	8,98	8,49	64,10	118,5	1,95	2370	623	2670
F	KEG-11-30	250,77	252,61	1,84	K279853	WH11184894	4,74	5,12	204,00	7230	20,7	27400	1920	25700
F	KEG-11-30	252,61	255,12	2,51	K279855	WH11184894	7,52	6,99	7,43	1180	6,53	237	145	4640
F	KEG-11-30	255,12	258,17	3,05	K279856	WH11184894	9,75	8,49	53,60	3760	13,7	4160	259	21100
F	KEG-11-30	258,17	261,21	3,04	K279857	WH11184894	9,16	8,46	15,55	2360	8,04	594	151	9480
F	KEG-11-30	273,41	276,45	3,04	K279863	WH11184894	9,47	8,46	54,30	2350	6,93	10500	598	12300
F	KEG-11-30	276,45	279,5	3,05	K279864	WH11184894	8,85	8,49	14,25	2260	7,21	811	393	8750
F	KEG-11-30	279,5	282,55	3,05	K279865	WH11184894	8,81	8,49	11,85	619	1,08	875	349	1400
F	KEG-11-39	335,00	338,00	3,00	K280980	WH11273745	7,07	8,35	16,9	1090	3,75	776	426	2700
F	KEG-11-39	338,00	341,00	3,00	K280981	WH11204211	7,44	8,35	8,4	3400	12,65	53,9	474	11800
F	KEG-11-39	341,00	344,00	3,00	K280982	WH11204211	7,22	8,35	13,1	4330	17,30	109,5	327	12900
F	KEG-11-39	302,00	305,00	3,00	K280967	WH11273745	7,31	6,42	68,7	858	23,80	3340	165	28500
F	KEG-11-39	332,00	335,00	3,00	K280979	WH11273745	6,36	6,36	5,19	460	3,94	268	231	2990
F	KEG-11-39	347,00	350,00	3,00	K280984	WH11204211	7,36	6,42	10,5	520	5,84	3590	102	5910
F				**52,72**			**127,02**	**105,00**	**31,29259**	**1741,716**	**9,409355**	**2960,479**	**356,023**	**10242,91**

Appendix B – BWI

SGS Minerals Services

Standard Bond Ball Mill Grindability Test

Project No.: 50244-001 Date: 23-May-12
Sample: COMP A

Purpose: To determine the ball mill grindability of the sample in terms of a Bond work index number.

Procedure: The equipment and procedure duplicate the Bond method for determining ball mill work indices.

Test Conditions:

Feed 100% Passing	6	mesh
Mesh of grind:	150	mesh
Test feed weight (700 mL):	1,441	grams
Equivalent to :	2,058	kg/m³ at Minus 6 mesh
Weight % of the undersize material in the ball mill feed:		22.6%
Weight of undersize product for 250% circulating load:		412 grams

Results: Gram per Rev Average for the Last Three Stages = **1.16 g**
Circulation load = **251%**

CALCULATION OF A BOND WORK INDEX

$$BWI = \frac{44.5}{P1^{0.23} \times Grp^{0.82} \times \left\{ \frac{10}{\sqrt{P}} - \frac{10}{\sqrt{F}} \right\}}$$

P1 = 100% passing size of the product	106	microns
Grp = Grams per revolution	1.16	grams
P_{80} = 80% passing size of product	76	microns
F_{80} = 80% passing size of the feed	1,943	microns

BWI = **14.6** kWh/t (imperial)

BWI = **16.1** kWh/t (metric)

Comments:

Stage No.	# of Revs	New Feed (grams)	Product in Feed (grams)	Material to Be Ground (grams)	Material Passing 150 mesh in Product (grams)	(grams)	Material Ground Per Mill Rev (grams)
1	150	1,441	325	86	504	179	1.19
2	249	504	114	298	396	282	1.13
3	285	396	89	322	410	320	1.12
4	284	410	93	319	424	332	1.17
5	270	424	96	316	406	310	1.15
6	279	406	92	320	421	329	1.18
7	268	421	95	317	406	311	1.16
		Average for Last Three Stages =		411 g			1.16 g

SGS Minerals Services

Standard Bond Ball Mill Grindability Test

Project No.: 50244-001 Date: 23-May-12
Sample: COMP A

Feed Particle Size Analysis

Size		Weight	% Retained		% Passing
Mesh	µm	grams	Individual	Cumulative	Cumulative
6	3,360	0.00	0.00	0.00	100.0
7	2,800	13.0	3.75	3.75	96.2
8	2,360	28.0	8.08	11.8	88.2
10	1,700	46.2	13.3	25.2	74.8
14	1,180	44.8	12.9	38.1	61.9
20	850	26.9	7.77	45.9	54.1
28	600	22.8	6.58	52.5	47.5
35	425	21.6	6.24	58.7	41.3
48	300	18.2	5.25	63.9	36.1
65	212	15.4	4.45	68.4	31.6
100	150	16.9	4.88	73.3	26.7
150	106	14.4	4.16	77.4	22.6
170	90				
200	75				
270	53				
400	38				
Pan	-	78.2	22.6	100.0	-
Total	**-**	**346.4**	**100.0**	**F_{80}:**	**1,943**

Product Particle Size Analysis

Weight	% Retained		% Passing
grams	Individual	Cumulative	Cumulative
0.00	0.00	0.00	100.0
0.00	0.00	0.00	100.0
0.00	0.00	0.00	100.0
14.5	9.28	9.28	90.7
18.0	11.5	20.8	79.2
22.1	14.1	35.0	65.0
17.4	11.1	46.1	53.9
84.2	53.9	100.0	-
156.2	**100.0**	**P_{80}:**	**76**

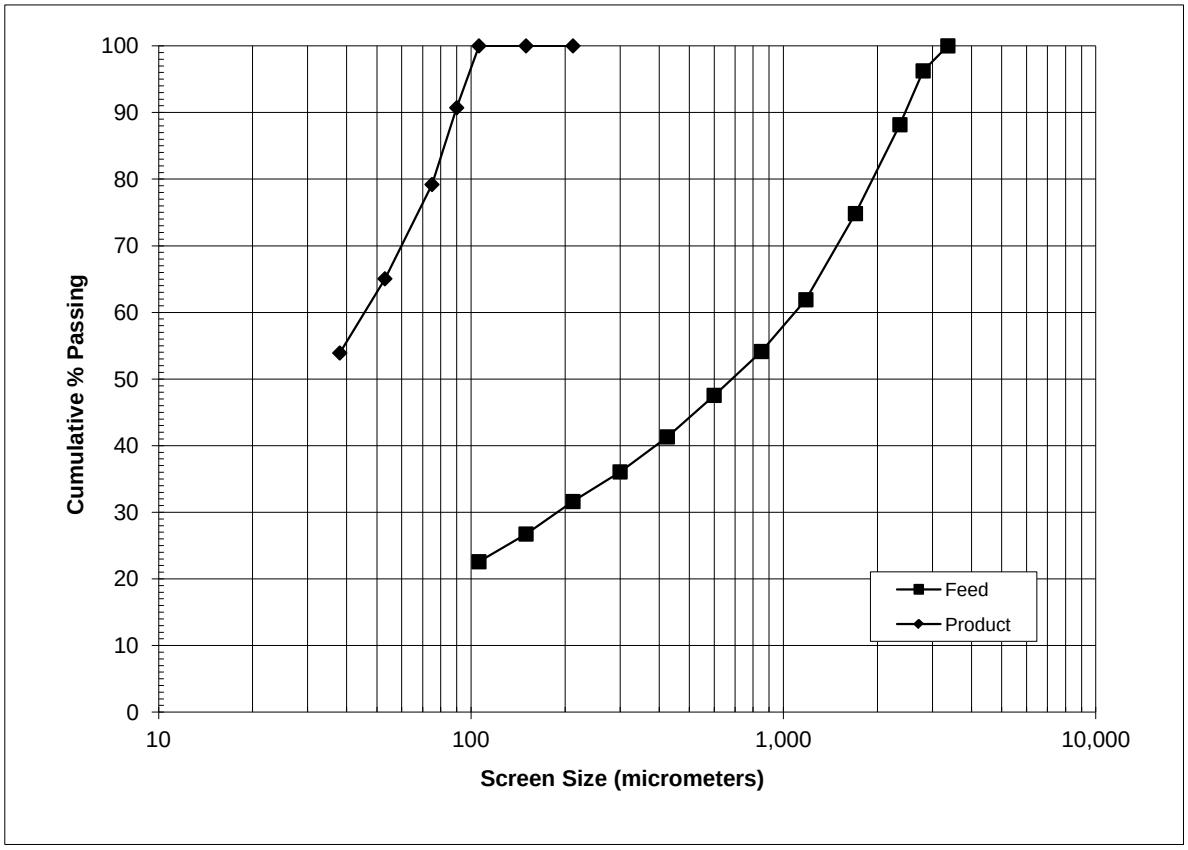

SGS Minerals Services

Standard Bond Ball Mill Grindability Test

Project No.: 50244-001 Date: 23-May-12
Sample: COMP B

Purpose: To determine the ball mill grindability of the sample in terms of a Bond work index number.

Procedure: The equipment and procedure duplicate the Bond method for determining ball mill work indices.

Test Conditions:

Feed 100% Passing	6	mesh
Mesh of grind:	150	mesh
Test feed weight (700 mL):	1,584	grams
Equivalent to :	2,263	kg/m³ at Minus 6 mesh
Weight % of the undersize material in the ball mill feed:		22.8%
Weight of undersize product for 250% circulating load:		453 grams

Results: Gram per Rev Average for the Last Three Stages = **1.15 g**
Circulation load = **249%**

CALCULATION OF A BOND WORK INDEX

$$BWI = \frac{44.5}{P1^{0.23} \times Grp^{0.82} \times \left\{ \frac{10}{\sqrt{P}} - \frac{10}{\sqrt{F}} \right\}}$$

P1 = 100% passing size of the product	106	microns
Grp = Grams per revolution	1.15	grams
P_{80} = 80% passing size of product	78	microns
F_{80} = 80% passing size of the feed	1,926	microns

BWI = **15.0** kWh/t (imperial)

BWI = **16.5** kWh/t (metric)

Comments:

Stage No.	# of Revs	New Feed (grams)	Product in Feed (grams)	Material to Be Ground (grams)	Material Passing 150 mesh in Product (grams)	(grams)	Material Ground Per Mill Rev (grams)
1	150	1,584	361	92	531	170	1.13
2	292	531	121	332	447	326	1.12
3	314	447	102	351	455	353	1.12
4	310	455	104	349	451	348	1.12
5	312	451	103	350	462	359	1.15
6	302	462	105	348	453	348	1.15
7	303	453	103	349	447	344	1.14
		Average for Last Three Stages =		454 g			1.15 g

SGS Minerals Services

Standard Bond Ball Mill Grindability Test

Project No.: 50244-001 Date: 23-May-12
Sample: COMP B

Feed Particle Size Analysis

Size		Weight	% Retained		% Passing
Mesh	µm	grams	Individual	Cumulative	Cumulative
6	3,360	0.00	0.00	0.00	100.0
7	2,800	11.1	5.48	5.48	94.5
8	2,360	13.0	6.42	11.9	88.1
10	1,700	25.7	12.7	24.6	75.4
14	1,180	26.4	13.0	37.6	62.4
20	850	16.6	8.20	45.8	54.2
28	600	11.7	5.78	51.6	48.4
35	425	15.4	7.60	59.2	40.8
48	300	10.6	5.23	64.4	35.6
65	212	8.80	4.35	68.8	31.2
100	150	9.70	4.79	73.6	26.4
150	106	7.40	3.65	77.2	22.8
170	90				
200	75				
270	53				
400	38				
Pan	-	46.1	22.8	100.0	-
Total	**-**	**202.5**	**100.0**	**F_{80}:**	**1,926**

Product Particle Size Analysis

Weight	% Retained		% Passing
grams	Individual	Cumulative	Cumulative
0.00	0.00	0.00	100.0
0.00	0.00	0.00	100.0
0.00	0.00	0.00	100.0
16.6	10.4	10.4	89.6
18.7	11.7	22.0	78.0
22.6	14.1	36.2	63.8
17.9	11.2	47.3	52.7
84.3	52.7	100.0	-
160.1	**100.0**	**P_{80}:**	**78**

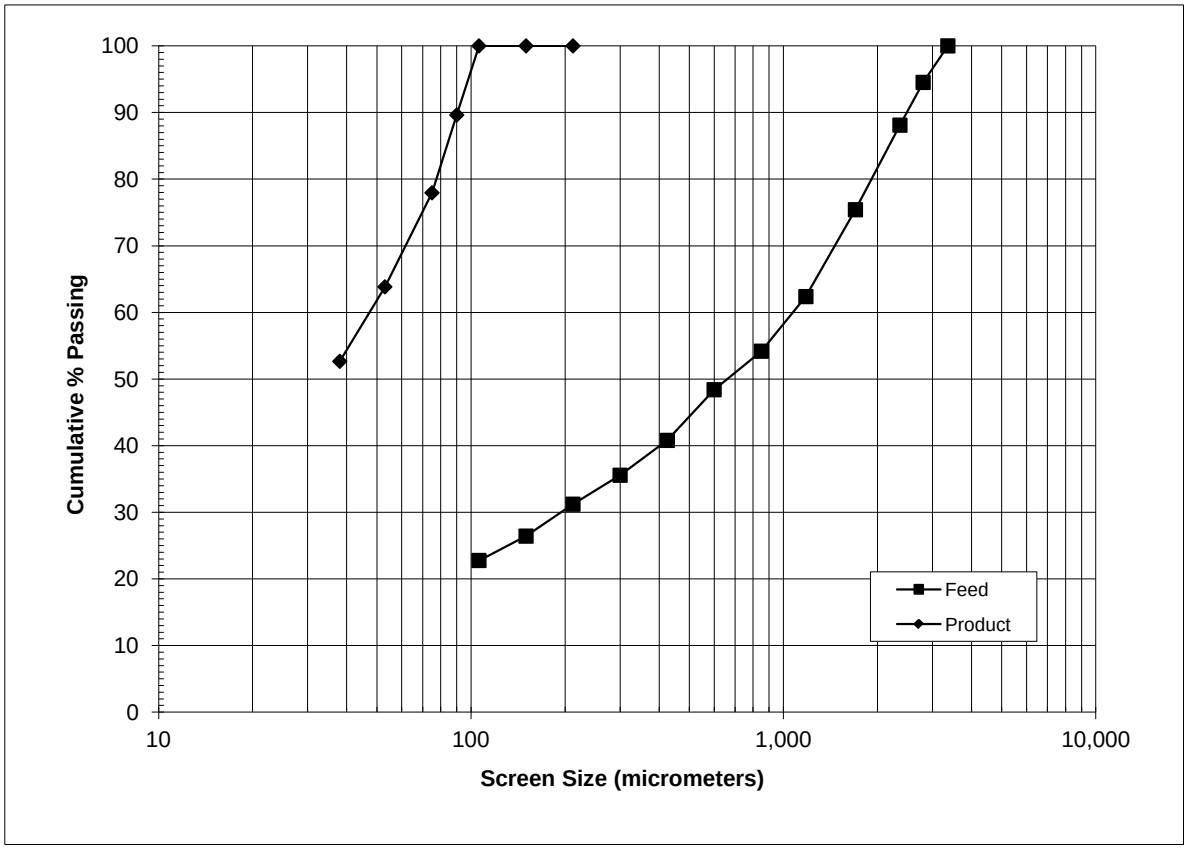

SGS Minerals Services

Standard Bond Ball Mill Grindability Test

Project No.: 50244-001 Date: 23-May-12
Sample: COMP C

Purpose: To determine the ball mill grindability of the sample in terms of a Bond work index number.

Procedure: The equipment and procedure duplicate the Bond method for determining ball mill work indices.

Test Conditions:

Feed 100% Passing	6	mesh
Mesh of grind:	150	mesh
Test feed weight (700 mL):	1,477	grams
Equivalent to :	2,110	kg/m³ at Minus 6 mesh
Weight % of the undersize material in the ball mill feed:	26.8%	
Weight of undersize product for 250% circulating load:	422 grams	

Results: Gram per Rev Average for the Last Three Stages = **1.19 g**
Circulation load = **247%**

CALCULATION OF A BOND WORK INDEX

$$BWI = \frac{44.5}{P1^{0.23} \times Grp^{0.82} \times \left\{ \frac{10}{\sqrt{P}} - \frac{10}{\sqrt{F}} \right\}}$$

P1 = 100% passing size of the product	106	microns
Grp = Grams per revolution	1.19	grams
P_{80} = 80% passing size of product	76	microns
F_{80} = 80% passing size of the feed	1,682	microns

BWI = **14.6** kWh/t (imperial)

BWI = **16.1** kWh/t (metric)

Comments:

Stage No.	# of Revs	New Feed (grams)	Product in Feed (grams)	Material to Be Ground (grams)	Material Passing 150 mesh in Product (grams)	(grams)	Material Ground Per Mill Rev (grams)
1	150	1,477	396	26	565	170	1.13
2	239	565	151	270	427	276	1.15
3	267	427	114	308	421	306	1.15
4	270	421	113	309	424	311	1.15
5	268	424	114	308	429	316	1.18
6	261	429	115	307	429	313	1.20
7	256	429	115	307	421	306	1.19
		Average for Last Three Stages =			426 g		1.19 g

SGS Minerals Services

Standard Bond Ball Mill Grindability Test

Project No.: 50244-001 Date: 23-May-12
Sample: COMP C

Feed Particle Size Analysis

Size		Weight	% Retained		% Passing
Mesh	µm	grams	Individual	Cumulative	Cumulative
6	3,360	0.00	0.00	0.00	100.0
7	2,800	9.30	3.13	3.13	96.9
8	2,360	16.2	5.46	8.59	91.4
10	1,700	32.8	11.1	19.6	80.4
14	1,180	33.9	11.4	31.1	68.9
20	850	22.7	7.65	38.7	61.3
28	600	19.4	6.54	45.3	54.7
35	425	22.2	7.48	52.7	47.3
48	300	18.4	6.20	58.9	41.1
65	212	16.1	5.43	64.4	35.6
100	150	14.7	4.95	69.3	30.7
150	106	11.5	3.88	73.2	26.8
170	90				
200	75				
270	53				
400	38				
Pan	-	79.5	26.8	100.0	-
Total	**-**	**296.7**	**100.0**	**F_{80}:**	**1,682**

Product Particle Size Analysis

Weight	% Retained		% Passing
grams	Individual	Cumulative	Cumulative
0.00	0.00	0.00	100.0
0.00	0.00	0.00	100.0
0.00	0.00	0.00	100.0
15.1	9.51	9.51	90.5
17.6	11.1	20.6	79.4
21.6	13.6	34.2	65.8
17.1	10.8	45.0	55.0
87.4	55.0	100.0	-
158.8	**100.0**	**P_{80}:**	**76**

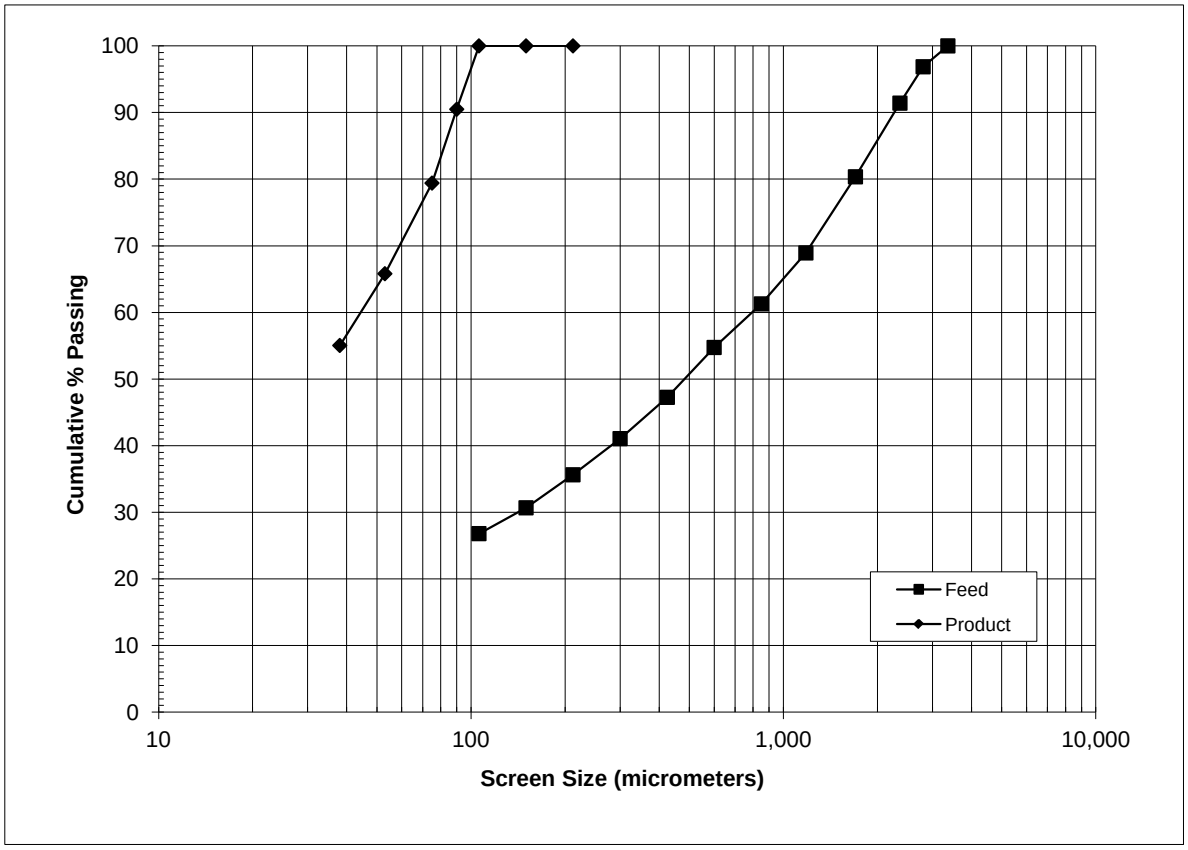

SGS Minerals Services

Standard Bond Ball Mill Grindability Test

Project No.: 50244-001 Date: 23-May-12
Sample: COMP D

Purpose: To determine the ball mill grindability of the sample in terms of a Bond work index number.

Procedure: The equipment and procedure duplicate the Bond method for determining ball mill work indices.

Test Conditions:
Feed 100% Passing 6 mesh
Mesh of grind: 150 mesh
Test feed weight (700 mL): 1,489 grams
Equivalent to : 2,126 kg/m³ at Minus 6 mesh
Weight % of the undersize material in the ball mill feed: 26.1%
Weight of undersize product for 250% circulating load: 425 grams

Results: Gram per Rev Average for the Last Three Stages = **1.10 g**
Circulation load = **247%**

CALCULATION OF A BOND WORK INDEX

$$BWI = \frac{44.5}{P1^{0.23} \times Grp^{0.82} \times \left\{ \frac{10}{\sqrt{P}} - \frac{10}{\sqrt{F}} \right\}}$$

P1 = 100% passing size of the product	106	microns
Grp = Grams per revolution	1.10	grams
P_{80} = 80% passing size of product	77	microns
F_{80} = 80% passing size of the feed	1,564	microns

BWI = **15.9** kWh/t (imperial)

BWI = **17.5** kWh/t (metric)

Comments:

Stage No.	# of Revs	New Feed (grams)	Product in Feed (grams)	Material to Be Ground (grams)	Material Passing 150 mesh in Product (grams)	(grams)	Material Ground Per Mill Rev (grams)
1	150	1,489	389	36	554	165	1.10
2	254	554	145	280	412	267	1.05
3	302	412	108	318	425	317	1.05
4	300	425	111	314	431	320	1.07
5	293	431	113	313	434	321	1.10
6	284	434	113	312	424	310	1.09
7	288	424	111	314	430	319	1.11
		Average for Last Three Stages =		429 g			1.10 g

SGS Minerals Services

Standard Bond Ball Mill Grindability Test

Project No.: 50244-001 Date: 23-May-12
Sample: COMP D

Feed Particle Size Analysis

Size		Weight	% Retained		% Passing
Mesh	µm	grams	Individual	Cumulative	Cumulative
6	3,360	0.00	0.00	0.00	100.0
7	2,800	4.30	1.76	1.76	98.2
8	2,360	8.20	3.35	5.11	94.9
10	1,700	27.0	11.0	16.1	83.9
14	1,180	38.2	15.6	31.7	68.3
20	850	20.4	8.33	40.1	59.9
28	600	16.7	6.82	46.9	53.1
35	425	17.3	7.07	54.0	46.0
48	300	14.4	5.88	59.8	40.2
65	212	12.3	5.02	64.9	35.1
100	150	12.1	4.94	69.8	30.2
150	106	9.90	4.04	73.9	26.1
170	90				
200	75				
270	53				
400	38				
Pan	-	64.0	26.1	100.0	-
Total	**-**	**244.8**	**100.0**	**F_{80}:**	**1,564**

Product Particle Size Analysis

Weight	% Retained		% Passing
grams	Individual	Cumulative	Cumulative
0.00	0.00	0.00	100.0
0.00	0.00	0.00	100.0
0.00	0.00	0.00	100.0
15.7	9.72	9.72	90.3
19.2	11.9	21.6	78.4
23.0	14.2	35.8	64.2
17.6	10.9	46.7	53.3
86.1	53.3	100.0	-
161.6	**100.0**	**P_{80}:**	**77**

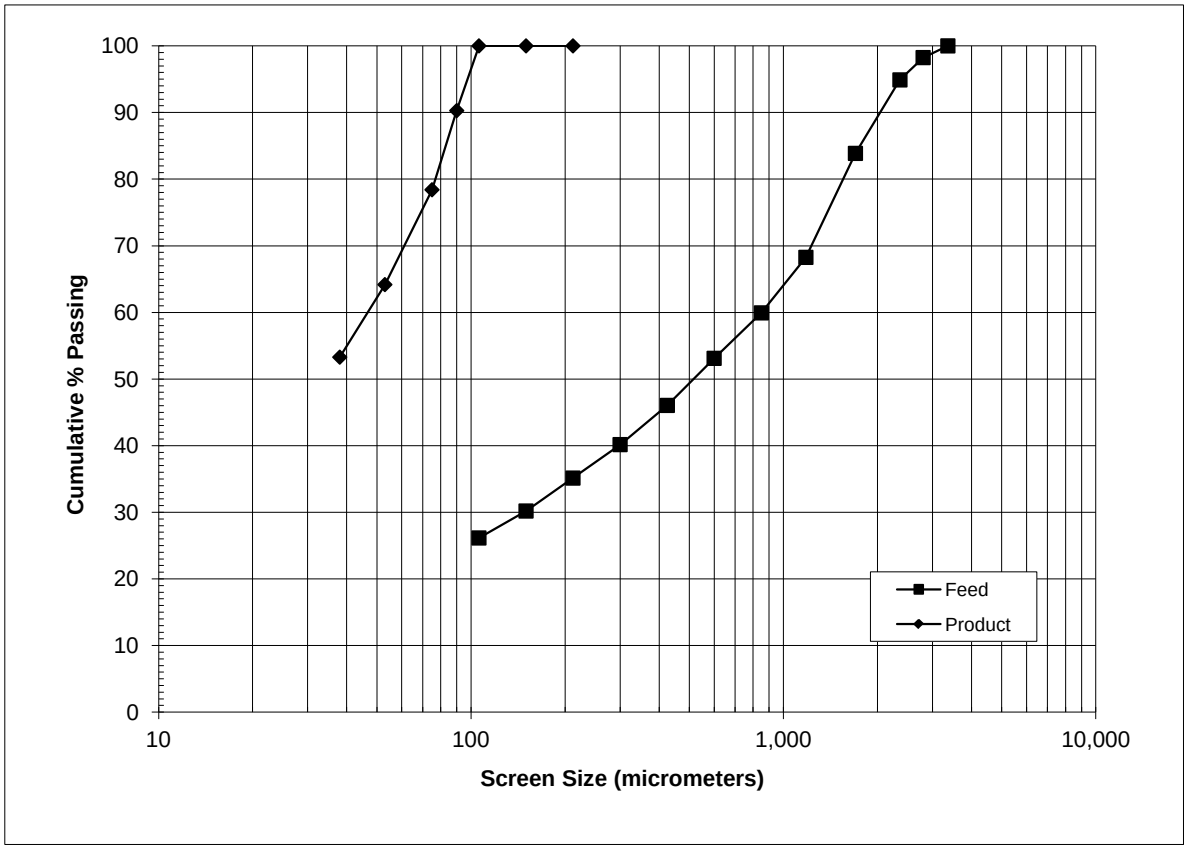

SGS Minerals Services

Standard Bond Ball Mill Grindability Test

Project No.: 50244-001 Date: 23-May-12
Sample: COMP E

Purpose: To determine the ball mill grindability of the sample in terms of a Bond work index number.

Procedure: The equipment and procedure duplicate the Bond method for determining ball mill work indices.

Test Conditions:

Feed 100% Passing	6	mesh
Mesh of grind:	150	mesh
Test feed weight (700 mL):	1,485	grams
Equivalent to :	2,121	kg/m³ at Minus 6 mesh
Weight % of the undersize material in the ball mill feed:		26.1%
Weight of undersize product for 250% circulating load:		424 grams

Results: Gram per Rev Average for the Last Three Stages = **1.16 g**
Circulation load = **251%**

CALCULATION OF A BOND WORK INDEX

$$BWI = \frac{44.5}{P1^{0.23} \times Grp^{0.82} \times \left\{ \frac{10}{\sqrt{P}} - \frac{10}{\sqrt{F}} \right\}}$$

P1 = 100% passing size of the product	106	microns
Grp = Grams per revolution	1.16	grams
P_{80} = 80% passing size of product	75	microns
F_{80} = 80% passing size of the feed	1,944	microns

BWI = **14.5** kWh/t (imperial)

BWI = **16.0** kWh/t (metric)

Comments:

Stage No.	# of Revs	New Feed (grams)	Product in Feed (grams)	Material to Be Ground (grams)	Material Passing 150 mesh in Product (grams)	(grams)	Material Ground Per Mill Rev (grams)
1	150	1,485	387	37	548	161	1.07
2	263	548	143	281	445	302	1.15
3	268	445	116	308	433	317	1.18
4	263	433	113	311	423	310	1.18
5	266	423	110	314	420	310	1.16
6	270	420	109	315	420	311	1.15
7	273	420	110	315	428	318	1.17
		Average for Last Three Stages =			423 g		1.16 g

SGS Minerals Services

Standard Bond Ball Mill Grindability Test

Project No.: 50244-001 Date: 23-May-12
Sample: COMP E

Feed Particle Size Analysis

Size		Weight	% Retained		% Passing
Mesh	µm	grams	Individual	Cumulative	Cumulative
6	3,360	0.00	0.00	0.00	100.0
7	2,800	20.5	6.60	6.60	93.4
8	2,360	22.1	7.11	13.7	86.3
10	1,700	32.2	10.4	24.1	75.9
14	1,180	32.1	10.3	34.4	65.6
20	850	21.3	6.86	41.3	58.7
28	600	20.2	6.50	47.8	52.2
35	425	20.0	6.44	54.2	45.8
48	300	17.3	5.57	59.8	40.2
65	212	14.8	4.76	64.5	35.5
100	150	16.2	5.21	69.7	30.3
150	106	13.0	4.18	73.9	26.1
170	90				
200	75				
270	53				
400	38				
Pan	-	81.0	26.1	100.0	-
Total	**-**	**310.7**	**100.0**	**F_{80}:**	**1,944**

Product Particle Size Analysis

Weight	% Retained		% Passing
grams	Individual	Cumulative	Cumulative
0.00	0.00	0.00	100.0
0.00	0.00	0.00	100.0
0.00	0.00	0.00	100.0
15.1	9.44	9.44	90.6
16.9	10.6	20.0	80.0
20.5	12.8	32.8	67.2
16.2	10.1	43.0	57.0
91.2	57.0	100.0	-
159.9	**100.0**	**P_{80}:**	**75**

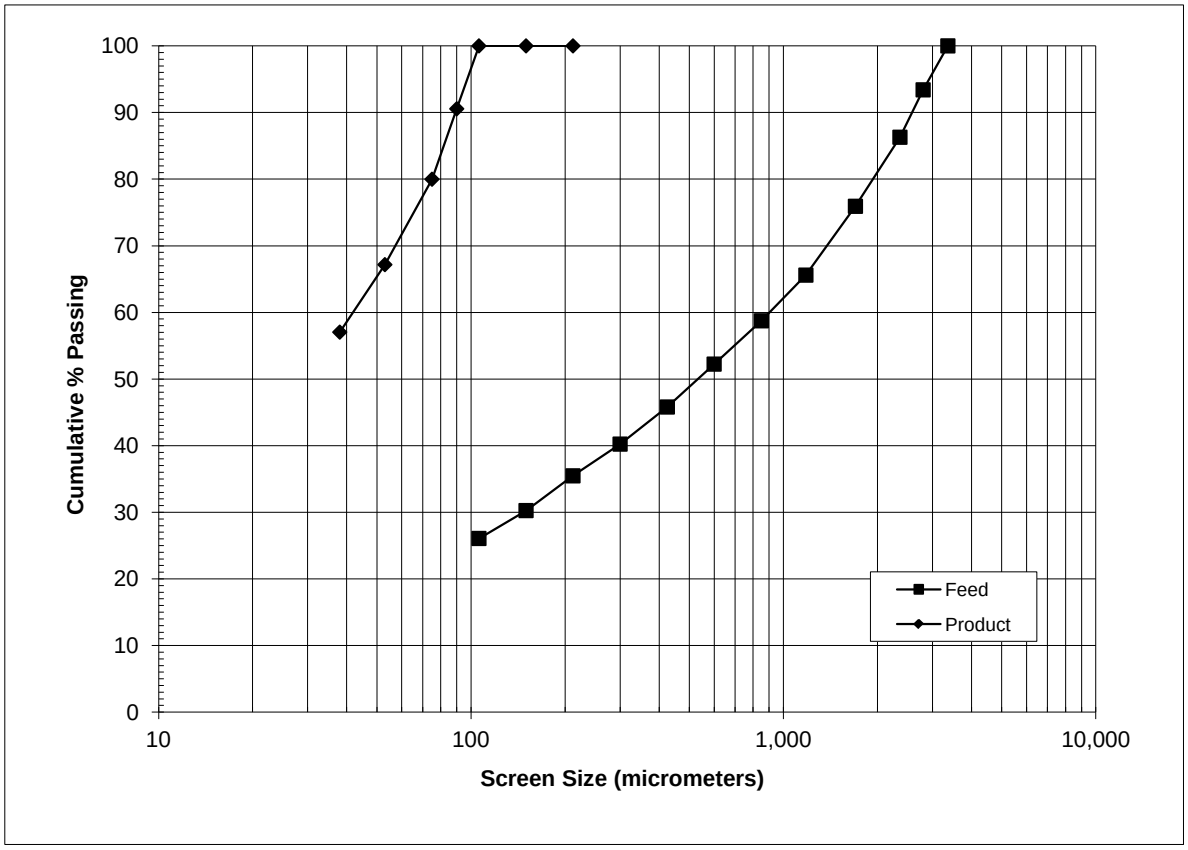

SGS Minerals Services

Standard Bond Ball Mill Grindability Test

Project No.: 50244-001 Date: 23-May-12
Sample: COMP F

Purpose: To determine the ball mill grindability of the sample in terms of a Bond work index number.

Procedure: The equipment and procedure duplicate the Bond method for determining ball mill work indices.

Test Conditions:

Feed 100% Passing	6	mesh
Mesh of grind:	150	mesh
Test feed weight (700 mL):	1,454	grams
Equivalent to :	2,077	kg/m³ at Minus 6 mesh
Weight % of the undersize material in the ball mill feed:		31.6%
Weight of undersize product for 250% circulating load:		415 grams

Results: Gram per Rev Average for the Last Three Stages = **1.21 g**
Circulation load = **251%**

CALCULATION OF A BOND WORK INDEX

$$BWI = \frac{44.5}{P1^{0.23} \times Grp^{0.82} \times \left\{ \frac{10}{\sqrt{P}} - \frac{10}{\sqrt{F}} \right\}}$$

P1 = 100% passing size of the product	106	microns
Grp = Grams per revolution	1.21	grams
P_{80} = 80% passing size of product	75	microns
F_{80} = 80% passing size of the feed	1,664	microns

BWI = **14.4** kWh/t (imperial)

BWI = **15.9** kWh/t (metric)

Comments:

Stage No.	# of Revs	New Feed (grams)	Product in Feed (grams)	Material to Be Ground (grams)	Material Passing 150 mesh in Product (grams)	(grams)	Material Ground Per Mill Rev (grams)
1	150	1,454	459	-44	615	156	1.04
2	213	615	194	221	453	259	1.22
3	224	453	143	272	415	272	1.21
4	234	415	131	284	416	285	1.22
5	233	416	132	284	410	278	1.20
6	239	410	130	286	422	292	1.22
7	231	422	133	282	412	278	1.21
		Average for Last Three Stages =			415 g		1.21 g

SGS Minerals Services

Standard Bond Ball Mill Grindability Test

Project No.: 50244-001 Date: 23-May-12
Sample: COMP F

Feed Particle Size Analysis

Size		Weight	% Retained		% Passing
Mesh	µm	grams	Individual	Cumulative	Cumulative
6	3,360	0.00	0.00	0.00	100.0
7	2,800	13.8	4.78	4.78	95.2
8	2,360	15.5	5.37	10.2	89.8
10	1,700	26.7	9.25	19.4	80.6
14	1,180	27.8	9.63	29.0	71.0
20	850	20.0	6.93	36.0	64.0
28	600	18.7	6.48	42.4	57.6
35	425	18.1	6.27	48.7	51.3
48	300	17.2	5.96	54.7	45.3
65	212	15.1	5.23	59.9	40.1
100	150	14.8	5.13	65.0	35.0
150	106	9.70	3.36	68.4	31.6
170	90				
200	75				
270	53				
400	38				
Pan	-	91.2	31.6	100.0	-
Total	**-**	**288.6**	**100.0**	**F_{80}:**	**1,664**

Product Particle Size Analysis

Weight	% Retained		% Passing
grams	Individual	Cumulative	Cumulative
0.00	0.00	0.00	100.0
0.00	0.00	0.00	100.0
0.00	0.00	0.00	100.0
14.2	9.11	9.11	90.9
17.5	11.2	20.3	79.7
21.1	13.5	33.9	66.1
16.9	10.8	44.7	55.3
86.1	55.3	100.0	-
155.8	**100.0**	**P_{80}:**	**75**

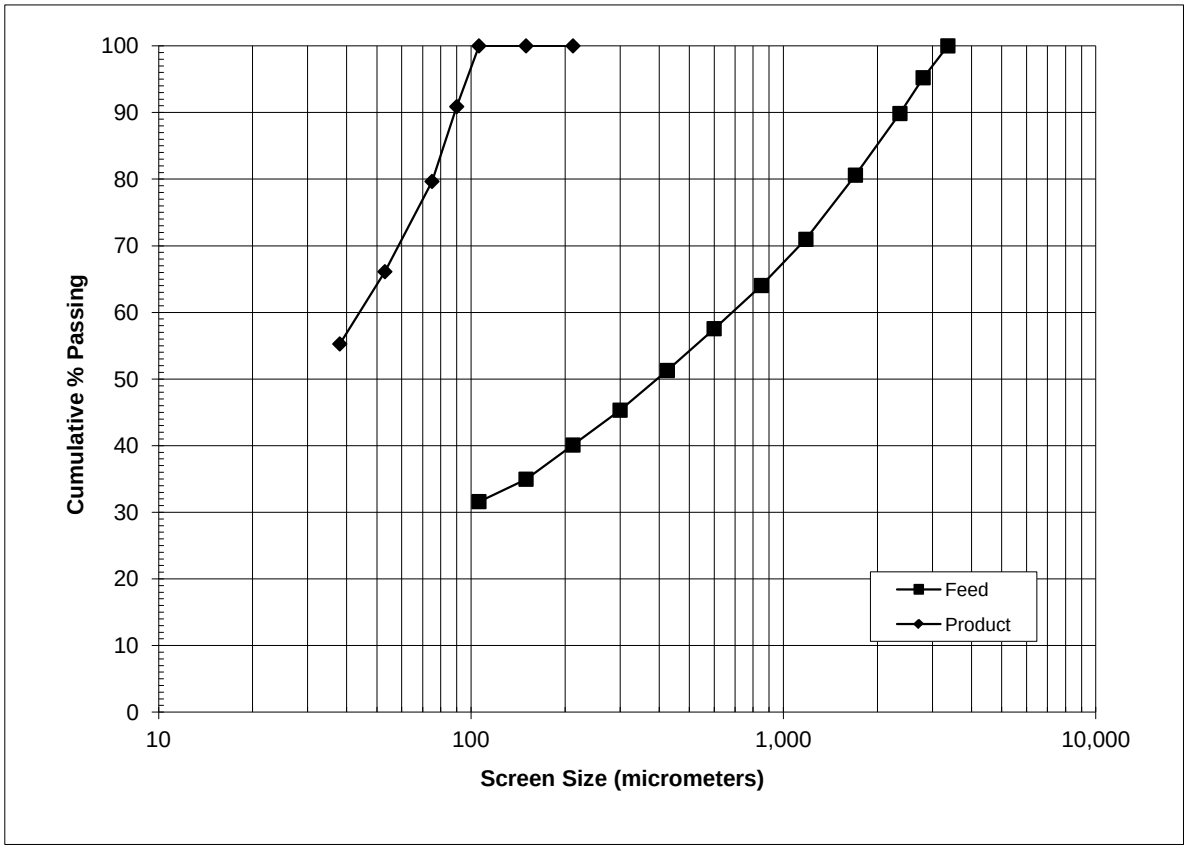

Appendix C – GRS

Test: GRG-1Ag **Project No.: 13589-001** Technician: Olena G May 1, 2012

Purpose: To determine the gravity-recoverable silver number (GRG) (for Ag) applying the standard E-GRG procedure to the Overall Master Comp sample.

Procedure: For stage 1, 20-kg of -20 mesh Overall Comp was passed through the Knelson concentrator, collecting a concentrate and tailing sample. The Knelson concentrate and tailing samples were filtered and submitted for size-fraction analysis for Ag. The remainder of the tail was decanted to ~65% solids, split into two equal parts and each half ground in a 10-kg rod mill for 17 minutes. For stage 2, the gravity separation, sampling, and size-fractional assaying procedure was repeated. Stage 2 Knelson tail was split into two equal parts and each part ground at ~65% solids in the 10-kg rod mill for 36 minutes. Stage 3 gravity separation was performed as per the above stages repeating the gravity separation, sampling, and size-fractional assaying procedure.

Feed: 20-kg -20 mesh of Oveall Master Comp

Grind:

Stage 1:	no grind. (100% passing 20 mesh)	P_{80}	=	668 µm
Stage 2:	17 min @ 65% solids in a 10-kg Rod mill #2	P_{80}	=	195 µm
Stage 3:	36 min @ 65% solids in a 10-kg Rod mill #2	P_{80}	=	70 µm
	total = 53 minutes			

Metallurgical Balance:

Grind Size	Product	Mass		Assay	Units	Dist'n
		grams	%	Ag (g/t)	Ag	%
P_{80} = 668 µm	Stage 1 Conc	94.8	0.47	891.7	84533	**8.7**
	Sampled Tails	783	3.85	41.93	32830	**3.4**
P_{80} = 195 µm	Stage 2 Conc	67	0.33	967.3	65004	**6.7**
	Sampled Tails	611	3.01	38.29	23393	**2.4**
P_{80} = 70 µm	Stage 3 Conc	164	0.80	589.8	96439	**9.9**
	Final Tails	18594	91.5	36.28	674547	**69.1**
	Totals (Head)	20313	100	**48.1**	976745	**100**
	Knelson Conc	326	1.60	755.7	245975	**25.2**

GRG Number =25.5

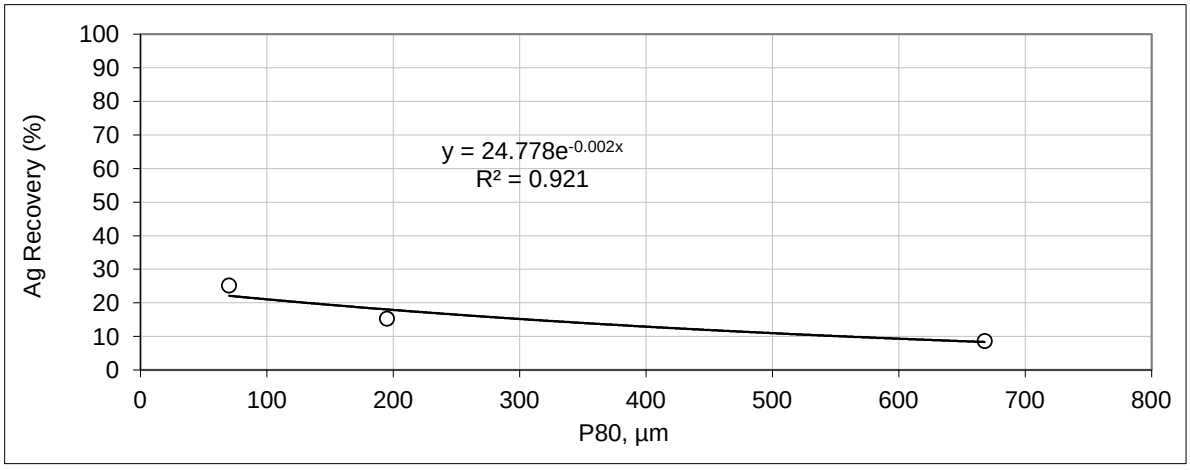

Test: GRG-1Ag **Project No.: 13589-001** Technician: Olena G May 1, 2012

Stage 1: Metallurgical Balance

		Concentrate 1				Tailing 1					
Size		Conc 1 Mass		**Assay**	Ag Dist.	Tail 1 Mass		**Assay**	Ag Dist.	Ag rec	**Ag Rec.**
Mesh (Tyler)	(µm)	gram	%	**Ag g/t**	%	gram	%	**Ag g/t**	%	from avail Ag	**(%)**
28	600	25.8	27.2	**185**	5.6	4446	22.4	**28.7**	15.4	3.61	**0.52**
35	425	13.3	14.0	**284**	4.5	2383	12.0	**20.6**	5.9	7.14	**0.41**
48	300	11.4	12.0	**381**	5.1	2023	10.2	**23.8**	5.8	8.28	**0.47**
65	212	8.60	9.1	**873**	8.9	1362	6.9	**26.1**	4.3	17.44	**0.82**
100	150	7.90	8.3	**1365**	12.8	1101	5.6	**27.0**	3.6	26.6	**1.18**
150	106	7.40	7.8	**2141**	18.7	941.2	4.8	**31.1**	3.5	35.1	**1.73**
200	75	5.80	6.1	**2586**	17.7	881.0	4.4	**37.8**	4.0	31.1	**1.64**
270	53	4.00	4.2	**2470**	11.7	760.9	3.8	**49.3**	4.5	20.8	**1.08**
400	38	2.60	2.7	**2016**	6.2	700.9	3.5	**62.8**	5.3	10.6	**0.57**
-400	-38	8.00	8.4	**923**	8.7	5207	26.3	**76.1**	47.7	1.8	**0.81**
Total		94.8	100	**891.7**	100	19806	100	**41.93**	100		**9.2**

Stage 2: Metallurgical Balance

		Concentrate 2				Tailing 2					
Size		Conc 2 Mass		**Assay**	Ag Dist.	Tail 2 Mass		**Assay**	Ag Dist.	Ag rec	**Ag Rec.**
Mesh	(µm)	gram	%	**Ag g/t**	%	gram	%	**Ag g/t**	%	from avail Ag	**(%)**
48	300	3.8	5.7	**35**	0.20		0.0	**7.1**	0.00	100.0	**0.02**
65	212	12.60	18.8	**130**	2.5	2,388.5	12.6	**10.4**	3.4	6.2	**0.21**
100	150	15.1	22.5	**353**	8.2	2635	13.9	**14.2**	5.2	12.5	**0.67**
150	106	13.1	19.5	**754**	15.2	2123	11.2	**16.7**	4.9	21.8	**1.25**
200	75	9.6	14.3	**1648**	24.3	1649	8.7	**21.0**	4.8	31.4	**2.00**
270	53	5.6	8.3	**2991**	25.8	1232	6.5	**26.4**	4.5	34.0	**2.12**
400	38	2.80	4.2	**2480**	10.7	1005	5.3	**40.7**	5.6	14.5	**0.88**
-400	-38	4.6	6.8	**1879**	13.3	7222	38.1	**72.0**	71.6	1.6	**1.09**
Total		67.2	100	**967.3**	100	18956	96	**38.29**	100		**8.2**

Stage 3: Metallurgical Balance

		Concentrate 3				Tailing 3					
Size		Conc 3 Mass		**Assay**	Ag Dist.	Tail 3 Mass		**Assay**	Ag Dist.	Ag rec	**Ag Rec.**
Mesh	(µm)	gram	%	**Ag g/t**	%	gram	%	**Ag g/t**	%	from avail Ag	**(%)**
48	300	0.7	0.4	**192**	0.1	0.0	0.0	**0.0**	0.0	100.0	**0.0**
65	212	0.8	0.5	**277**	0.2	0.0	0.0	**0.0**	0.0	100.0	**0.0**
100	150	0.6	0.4	**159**	0.1	120.0	0.7	**15.3**	0.3	4.9	**0.0**
150	106	19.9	12.2	**112**	2.3	712.2	3.9	**9.2**	1.0	25.4	**0.3**
200	75	57.2	35.0	**186**	11.0	2535.4	13.9	**10.8**	4.2	28.0	**1.4**
270	53	39.2	24.0	**418**	17.0	1254.1	6.9	**14.4**	2.7	47.6	**2.2**
400	38	22.9	14.0	**1023**	24.3	1842.5	10.1	**17.8**	5.0	41.7	**3.1**
-400	-38	22.9	14.0	**1897**	45.0	11716.8	64.4	**48.9**	86.9	7.0	**5.7**
Total		163.5	100	**590**	100	***18181***	100	**36.28**	100		**12.8**

Test: GRG-1Ag **Project No.: 13589-001** Technician: Olena G May 1, 2012

Overall Metallurgical Balance

Size		Units of Ag				Units Lost to Sampling	
Mesh	(µm)	Conc 1	Conc 2	Conc 3	Tail 3	Tail 1	Tail 2
28	600	4773	0	0	0	5044.3	0
35	425	3777.2	0	0	0	1940.7	0
48	300	4343	0	0	0	1903.0	0
65	212	7508	1638	222	0	1405.2	800.7
100	150	10784	5330	95	1878	1175.6	1206.0
150	106	15843	9877	2229	6701	1157.2	1142.8
200	75	14999	15821	10639	28003	1316.6	1116.4
270	53	9880	16750	16386	18469	1482.9	1048.6
400	38	5242	6944	23427	33541	1740.2	1317.9
-400	-38	7384	8643	43441	572952	15664.4	16761
Total		84533	65004	96439	661544	32830	23393

Total units of Ag in Feed	963742
Feed Grade (g/t Ag)	**47.4**

Size		Overall Recoveries			**Inc Rec/**	**Cumulative Recovery (GRG)**		
Mesh	(µm)	Stage 1	Stage 2	Stage 3	**Fraction**	**Stage 1**	**Stage 2**	**Stage 3**
28	600	0.50	0.00	0.00	**0.50**	**0.50**	**0.50**	**0.00**
35	425	0.39	0.00	0.00	**0.39**	**0.89**	**0.89**	**0.39**
48	300	0.45	0.00	0.00	**0.45**	**1.34**	**1.34**	**0.84**
65	212	0.78	0.17	0.02	**0.97**	**2.12**	**2.29**	**1.81**
100	150	1.12	0.55	0.01	**1.68**	**3.24**	**4.0**	**3.5**
150	106	1.64	1.02	0.23	**2.90**	**4.9**	**6.6**	**6.4**
200	75	1.56	1.64	1.10	**4.30**	**6.4**	**9.8**	**10.7**
270	53	1.03	1.74	1.70	**4.46**	**7.5**	**12.6**	**15.2**
400	38	0.54	0.72	2.43	**3.70**	**8.0**	**13.9**	**18.9**
-400	-38	0.77	0.90	4.51	**6.2**	**8.8**	**15.5**	**25.0**
Total		8.8	6.7	10.0	**25.5**			

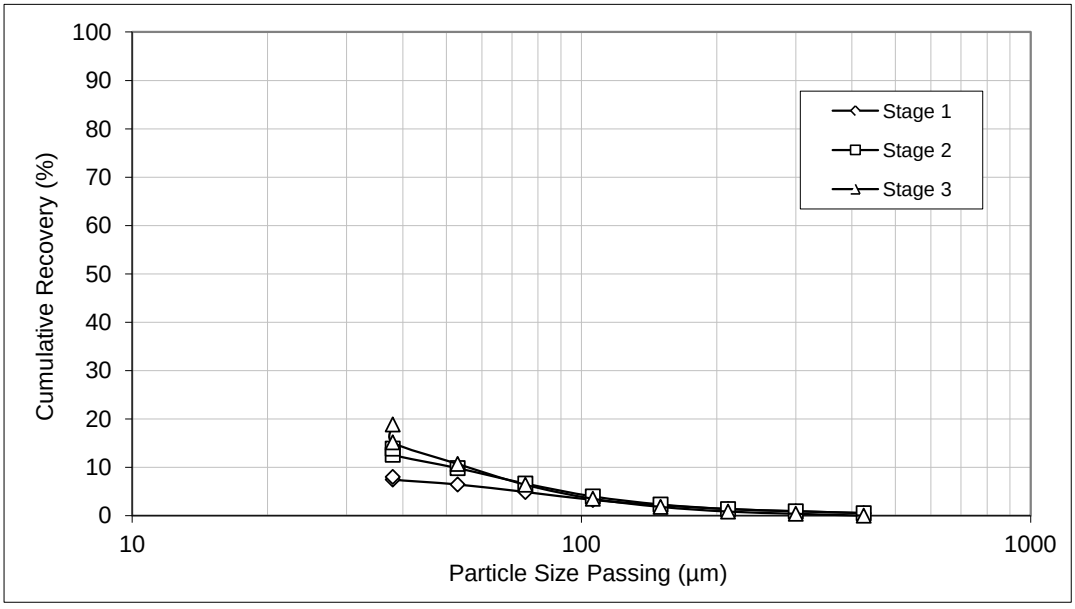

Test: GRG-1Sn **Project No.: 13589-001** Technician: Olena G May 1, 2012

Purpose: To determine the gravity-recoverable gold number (GRG)(for Sn) applying the standard E-GRG procedure to the Overall Master Comp sample.

Procedure: For stage 1, 20-kg of -20 mesh Overall Comp was passed through the Knelson concentrator, collecting a concentrate and tailing sample. The Knelson concentrate and tailing samples were filtered and submitted for size-fraction analysis for Sn. The remainder of the tail was decanted to ~65% solids, split into two equal parts and each half ground in a 10-kg rod mill for 17 minutes. For stage 2, the gravity separation, sampling, and size-fractional assaying procedure was repeated. Stage 2 Knelson tail was split into two equal parts and each part ground at ~65% solids in the 10-kg rod mill for 36 minutes. Stage 3 gravity separation was performed as per the above stages repeating the gravity separation, sampling, and size-fractional assaying procedure.

Feed: 20-kg -20 mesh of Oveall Master Comp

Grind:

Stage 1:	no grind. (100% passing 20 mesh)	P_{80}	=	668 µm
Stage 2:	17 min @ 65% solids in a 10-kg Rod mill #2	P_{80}	=	195 µm
Stage 3:	36 min @ 65% solids in a 10-kg Rod mill #2	P_{80}	=	70 µm
	total = 53 minutes			

Metallurgical Balance:

Grind Size	Product	Mass		Assay	Units	Dist'n
		grams	%	Sn (%)	Sn	%
P_{80} = 668 µm	Stage 1 Conc	94.8	0.47	0.057	5	**0.7**
	Sampled Tails	791	3.89	0.038	30	**3.70**
P_{80} = 195 µm	Stage 2 Conc	67	0.33	0.077	5	**0.6**
	Sampled Tails	611	3.01	0.038	23	**2.79**
P_{80} = 70 µm	Stage 3 Conc	164	0.80	0.2	31	**3.71**
	Final Tails	18594	91.5	0.04	728	**88.5**
	Totals (Head)	20321	100	**0.040**	823	**100**
	Knelson Conc	326	1.60	0.13	41	**5.0**

GRG Number =5.1

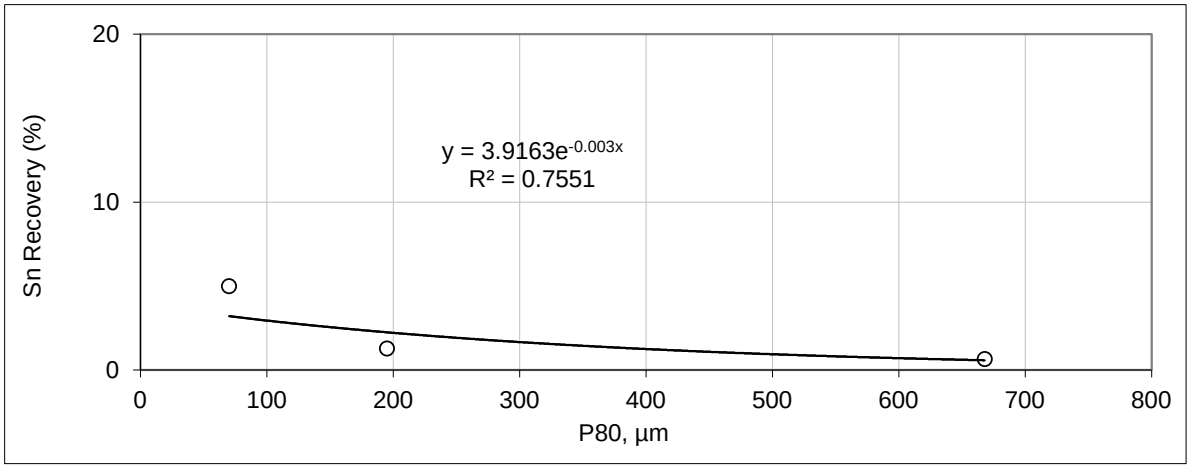

Test: GRG-1Sn **Project No.: 13589-001** Technician: Olena G May 1, 2012

Stage 1: Metallurgical Balance

		Concentrate 1				Tailing 1					
Size		Conc 1 Mass		**Assay**	Sn Dist.	Tail 1 Mass		**Assay**	Sn Dist.	Sn rec	**Sn Rec.**
Mesh (Tyler)	(µm)	gram	%	**Sn %**	%	gram	%	**Sn %**	%	from avail Sn	**(%)**
20	850	0	0.0	**0**	0.0	199	1.0	**0.019**	0.5	0.00	**0.00**
28	600	25.8	27.2	**0.040**	19.1	4411	22.2	**0.030**	17.3	0.77	**0.13**
35	425	13.3	14.0	**0.036**	8.8	2364	11.9	**0.031**	9.6	0.65	**0.06**
48	300	11.4	12.0	**0.036**	7.6	2007	10.1	**0.034**	8.9	0.60	**0.05**
65	212	8.60	9.1	**0.056**	8.9	1351	6.8	**0.036**	6.4	0.98	**0.06**
100	150	7.90	8.3	**0.073**	10.7	1093	5.5	**0.038**	5.4	1.4	**0.08**
150	106	7.40	7.8	**0.100**	13.7	933.8	4.7	**0.040**	4.9	1.9	**0.10**
200	75	5.80	6.1	**0.098**	10.5	874.1	4.4	**0.043**	4.9	1.5	**0.07**
270	53	4.00	4.2	**0.094**	6.9	754.9	3.8	**0.046**	4.5	1.1	**0.05**
400	38	2.60	2.7	**0.073**	3.5	695.4	3.5	**0.045**	4.1	0.6	**0.02**
-400	-38	8.00	8.4	**0.070**	10.3	5166	26.0	**0.050**	33.8	0.2	**0.07**
Total		94.8	100	**0.1**	100	19848	100	**0.04**	100		**0.7**

Stage 2: Metallurgical Balance

		Concentrate 2				Tailing 2					
Size		Conc 2 Mass		**Assay**	Sn Dist.	Tail 2 Mass		**Assay**	Sn Dist.	Sn rec	**Sn Rec.**
Mesh	(µm)	gram	%	**Sn %**	%	gram	%	**Sn %**	%	from avail Sn	**(%)**
48	300	3.8	5.7	**0.052**	3.8	702.4	3.7	**0.018**	1.8	1.5	**0.03**
65	212	12.60	18.8	**0.052**	12.7	2,392.8	12.6	**0.024**	8.0	1.1	**0.09**
100	150	15.1	22.5	**0.067**	19.6	2640	13.9	**0.029**	10.7	1.3	**0.14**
150	106	13.1	19.5	**0.084**	21.3	2127	11.2	**0.036**	10.7	1.4	**0.15**
200	75	9.6	14.3	**0.100**	18.6	1652	8.7	**0.037**	8.6	1.5	**0.13**
270	53	5.6	8.3	**0.130**	14.1	1234	6.5	**0.042**	7.3	1.4	**0.10**
400	38	2.80	4.2	**0.130**	7.1	1006	5.3	**0.043**	6.1	0.8	**0.05**
-400	-38	4.6	6.8	**0.074**	6.6	7235	38.1	**0.048**	48.6	0.1	**0.05**
Total		67.2	100	**0.1**	104	18990	100	**0.04**	102		**0.7**

Stage 3: Metallurgical Balance

		Concentrate 3				Tailing 3					
Size		Conc 3 Mass		**Assay**	Sn Dist.	Tail 3 Mass		**Assay**	Sn Dist.	Sn rec	**Sn Rec.**
Mesh	(µm)	gram	%	**Sn %**	%	gram	%	**Sn %**	%	from avail Sn	**(%)**
48	300	0.7	0.4	**0.052**	0.1	0.0	0.0	**0.00**	0.0	100.0	**0.0**
65	212	0.8	0.5	**0.120**	0.3	0.0	0.0	**0.00**	0.0	100.0	**0.0**
100	150	0.6	0.4	**0.110**	0.2	120.2	0.7	**<0.050**	0.8	1.1	**0.0**
150	106	19.9	12.2	**0.160**	10.4	713.6	3.9	**0.026**	2.6	14.6	**0.4**
200	75	57.2	35.0	**0.190**	35.6	2540.1	13.9	**0.030**	10.7	12.5	**1.5**
270	53	39.2	24.0	**0.200**	25.7	1256.5	6.9	**0.035**	6.2	15.1	**1.1**
400	38	22.9	14.0	**0.190**	14.3	1845.9	10.1	**0.041**	10.6	5.4	**0.6**
-400	-38	22.9	14.0	**0.180**	13.5	11738.7	64.4	**0.042**	69.1	0.8	**0.6**
Total		163.5	100	**0**	100	***18215***	100	**0.04**	100		**4.1**

Test: GRG-1Sn **Project No.: 13589-001** Technician: Olena G May 1, 2012

Overall Metallurgical Balance

Size		Units of Sn				Units Lost to Sampling	
Mesh	(µm)	Conc 1	Conc 2	Conc 3	Tail 3	Tail 1	Tail 2
28	600	1	0	0	0	5.3	0
35	425	0.5	0	0	0	2.9	0
48	300	0	0	0	0	2.7	0
65	212	0	1	0	0	1.9	1.8
100	150	1	1	0	6	1.7	2.5
150	106	1	1	3	19	1.5	2.5
200	75	1	1	11	78	1.5	2.0
270	53	0	1	8	45	1.4	1.7
400	38	0	0	4	77	1.2	1.4
-400	-38	1	0	4	493	10.3	11
Total		5	5	31	718	30	23

Total units of Sn in Feed	813
Feed Grade (g/t Sn)	**0.0**

Size		Overall Recoveries			**Inc Rec/**	**Cumulative Recovery (GRG)**		
Mesh	(µm)	Stage 1	Stage 2	Stage 3	**Fraction**	**Stage 1**	**Stage 2**	**Stage 3**
28	600	0.13	0.00	0.00	**0.13**	**0.13**	**0.13**	**0.00**
35	425	0.06	0.00	0.00	**0.06**	**0.19**	**0.19**	**0.06**
48	300	0.05	0.00	0.00	**0.05**	**0.24**	**0.24**	**0.11**
65	212	0.06	0.08	0.01	**0.15**	**0.30**	**0.38**	**0.26**
100	150	0.07	0.12	0.01	**0.20**	**0.37**	**0.6**	**0.5**
150	106	0.09	0.14	0.39	**0.62**	**0.5**	**0.8**	**1.1**
200	75	0.07	0.12	1.34	**1.53**	**0.5**	**1.0**	**2.6**
270	53	0.05	0.09	0.96	**1.10**	**0.6**	**1.1**	**3.7**
400	38	0.02	0.04	0.54	**0.60**	**0.6**	**1.2**	**4.3**
-400	-38	0.07	0.04	0.51	**0.6**	**0.7**	**1.3**	**4.9**
Total		0.7	0.6	3.8	**5.1**			

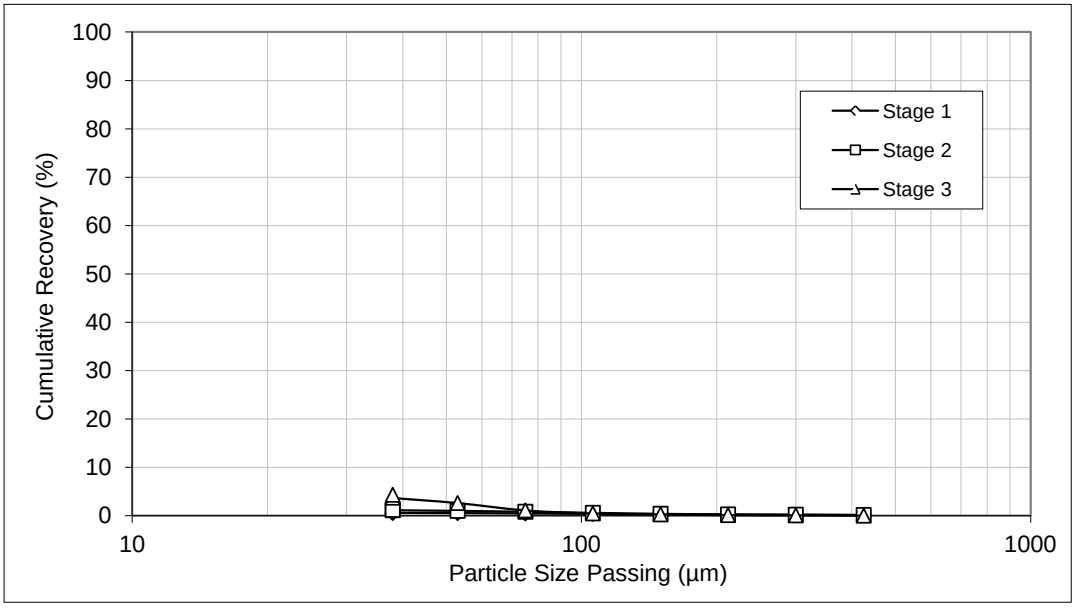

SGS Minerals Services
Size Distribution Analysis

Project No.
13589-001

Sample: **Knel Con Pass 1** Test No.: **GRG-1**

Size		Weight	% Retained		% Passing
Mesh	µm	grams	Individual	Cumulative	Cumulative
16	1,180	0.1	1.3	1.3	98.8
20	850	1.1	1.2	1.2	98.8
28	600	24.6	26.0	27.1	72.9
35	425	13.3	14.0	41.2	58.8
48	300	11.4	12.0	53.2	46.8
65	212	8.6	9.1	62.3	37.7
100	150	7.9	8.3	70.6	29.4
150	106	7.4	7.8	78.5	21.5
200	75	5.8	6.1	84.6	15.4
270	53	4.0	4.2	88.8	11.2
400	38	2.6	2.7	91.6	8.4
Pan	-38	8.0	8.4	100.0	0.0
Total	**-**	**94.7**	100.0	**-**	**-**
K80	**668**				

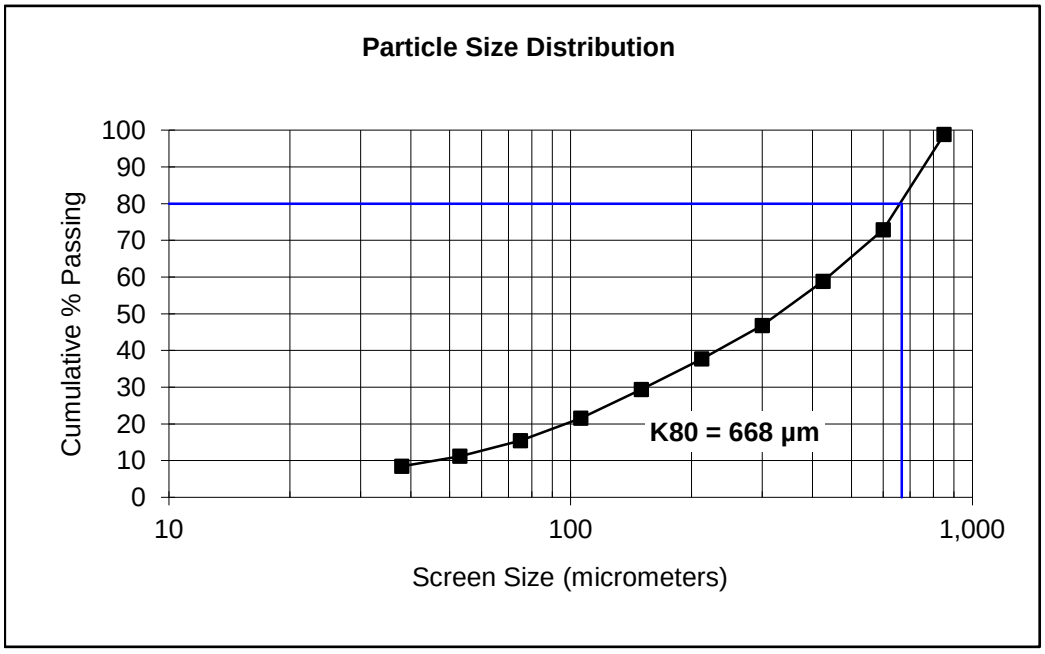

SGS Minerals Services
Size Distribution Analysis

Project No.
13589-001

Sample: **Knel Tl Pass 1** Test No.: **GRG 1**

Size		Weight	% Retained		% Passing
Mesh	µm	grams	Individual	Cumulative	Cumulative
20	850	4.1	1.0	1.0	99.0
28	600	85.6	21.4	22.4	77.6
35	425	48.2	12.0	34.4	65.6
48	300	40.8	10.2	44.6	55.4
65	212	27.6	6.9	51.5	48.5
100	150	22.3	5.6	57.0	43.0
150	106	19.2	4.8	61.8	38.2
200	75	17.9	4.5	66.3	33.7
270	53	15.5	3.9	70.2	29.8
400	38	14.2	3.5	73.7	26.3
Pan	-38	105.4	26.3	100.0	0.0
Total	**-**	**400.8**	100.0	**-**	**-**
K80	**627**				

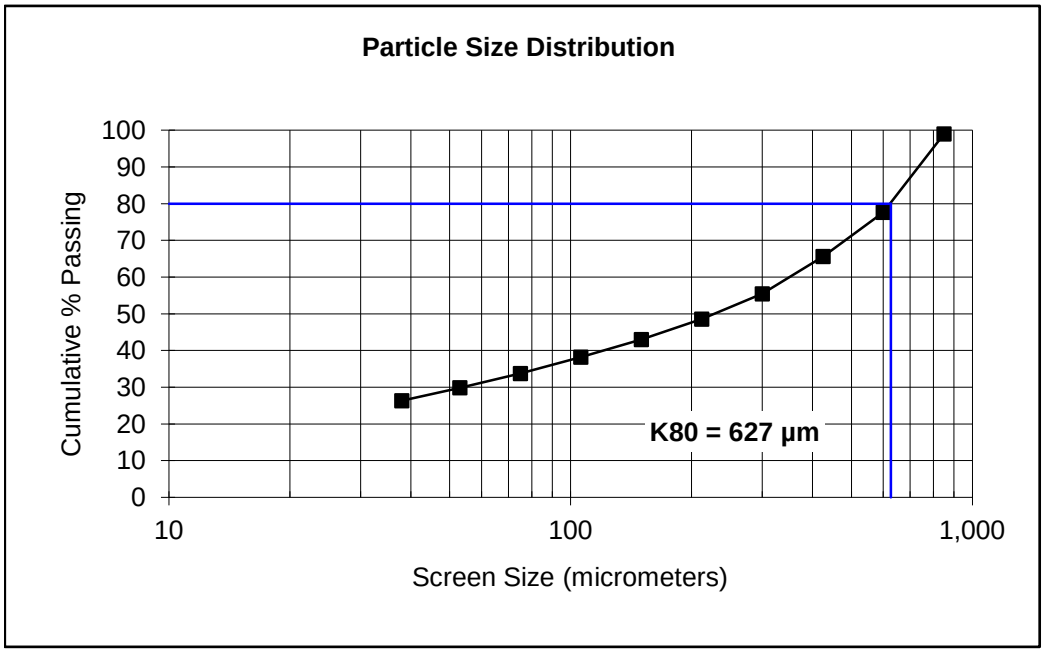

SGS Minerals Services
Size Distribution Analysis

Project No.
13589-001

Sample: **Knel Conc Pass 2** Test No.: **GRG-1**

Size		Weight	% Retained		% Passing
Mesh	µm	grams	Individual	Cumulative	Cumulative
35	425	0.1	0.1	0.1	99.9
48	300	3.8	5.6	5.8	94.2
65	212	12.6	18.7	24.5	75.5
100	150	15.1	22.4	47.0	53.0
150	106	13.1	19.5	66.4	33.6
200	75	9.6	14.3	80.7	19.3
270	53	5.6	8.3	89.0	11.0
400	38	2.8	4.2	93.2	6.8
Pan	-38	4.6	6.8	100.0	0.0
Total	**-**	**67.3**	100.0	**-**	**-**
K80	**232**				

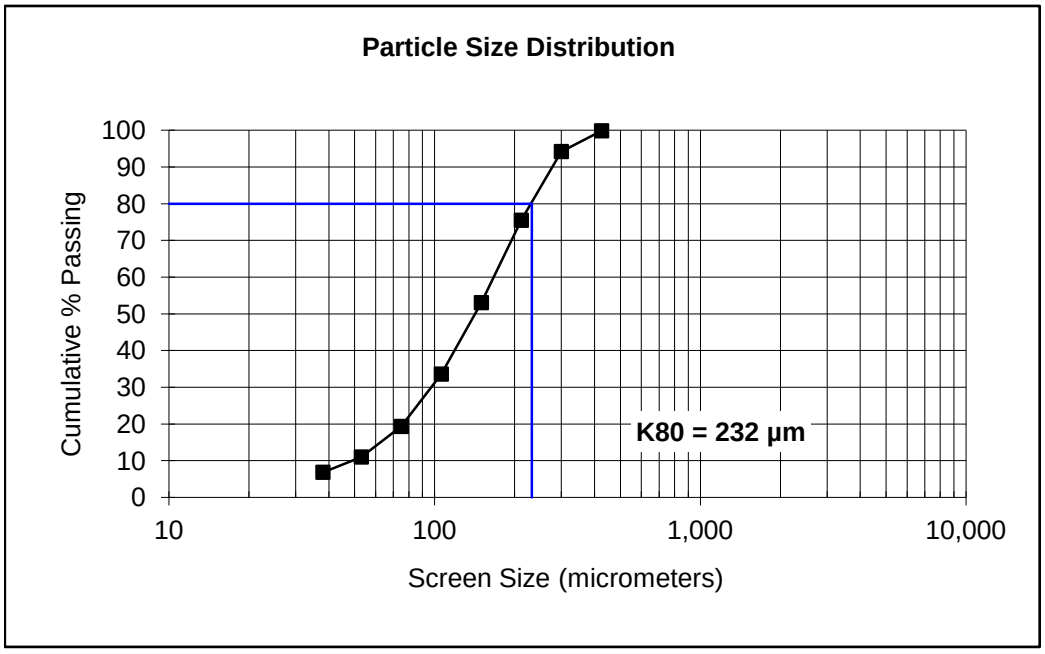

SGS Minerals Services
Size Distribution Analysis

Project No.
13589-001

Sample: **Knel Tls Pass 2** Test No.: **GRG-1**

Size		Weight	% Retained		% Passing
Mesh	µm	grams	Individual	Cumulative	Cumulative
28	600	0.0	0.0	0.0	100.0
35	425	0.2	0.1	0.1	99.9
48	300	7.6	3.7	3.8	96.2
65	212	25.9	12.6	16.4	83.6
100	150	28.6	13.9	30.3	69.7
150	106	23.0	11.2	41.4	58.6
200	75	17.9	8.7	50.1	49.9
270	53	13.3	6.5	56.6	43.4
400	38	11.0	5.3	61.9	38.1
Pan	-38	78.4	38.1	100.0	0.0
Total	**-**	**205.9**	100.0	**-**	**-**
K80	**195**				

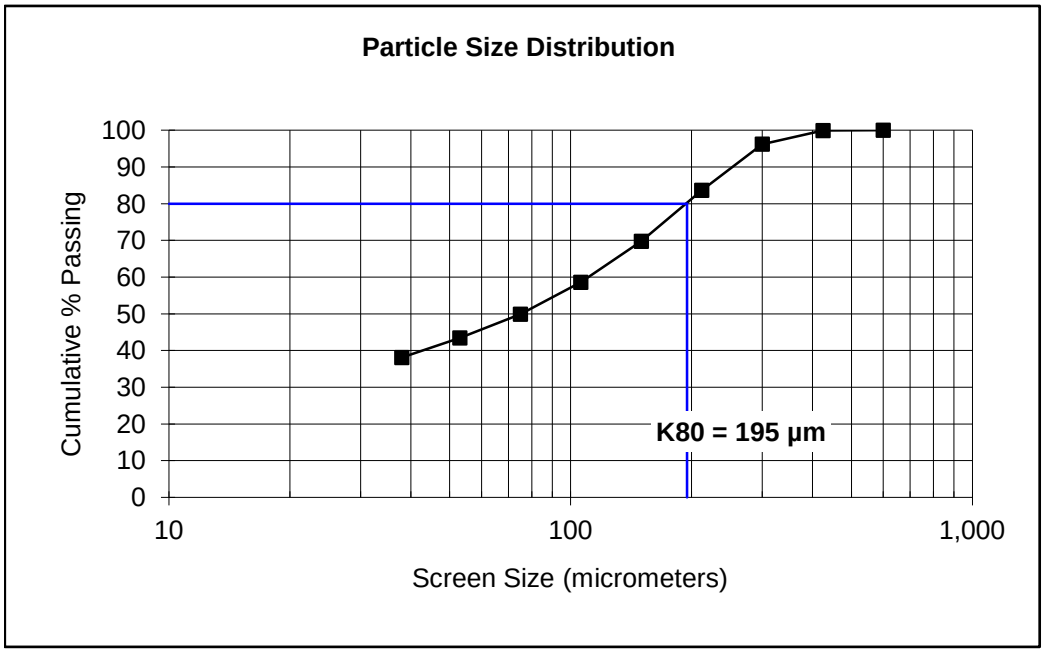

SGS Minerals Services
Size Distribution Analysis

Project No.
13589-001

Sample: **Knel conc Pass 3** Test No.: **GRG 1**

Size		Weight	% Retained		% Passing
Mesh	µm	grams	Individual	Cumulative	Cumulative
35	425	0.1	0.1	0.1	99.9
48	300	0.6	0.4	0.4	99.6
65	212	0.8	0.5	0.9	99.1
100	150	0.6	0.4	1.2	98.8
150	106	19.9	11.7	13.0	87.0
200	75	57.2	33.7	46.7	53.3
270	53	39.2	23.1	69.8	30.2
400	38	22.9	13.5	83.3	16.7
Pan	-38	22.9	13.5	96.8	3.2
Total	**-**	**169.6**	96.8	**-**	**-**
K80	**100**				

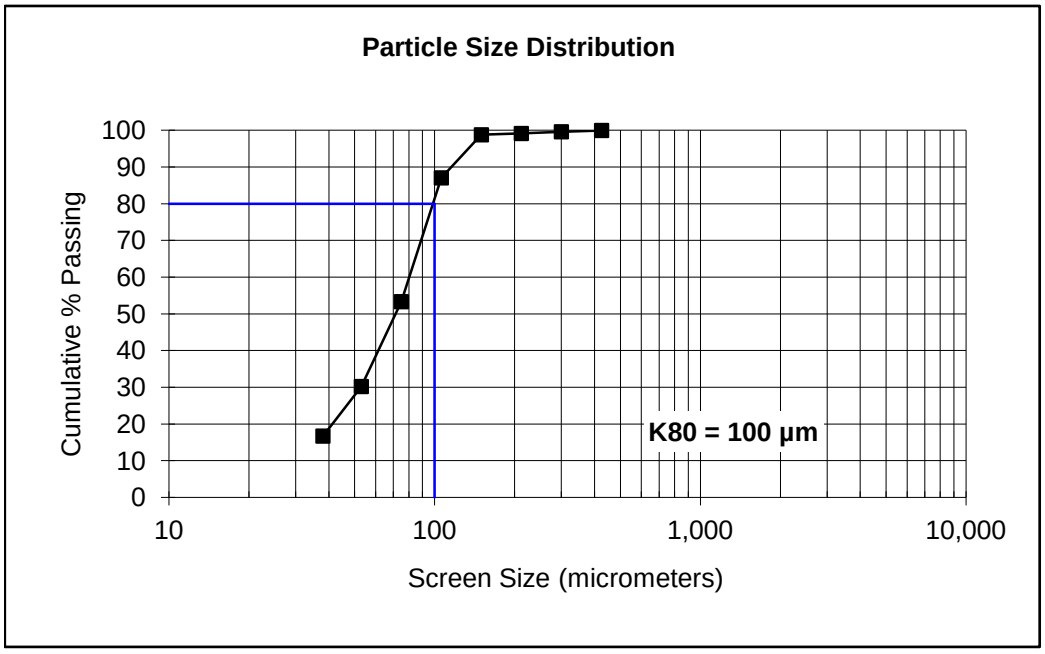

Appendix D – Rougher and Batch Cleaner Test

Test No.: F1 **Project No.**: 13589-001 **Operator**: CC **Date**: April 30th 2012

Purpose: Rougher kinetics test - effect of primary grind

Procedure: As outlined below.

Feed: 2 kg of minus 10 mesh 50244-001 Overall Comp (location in a drum on a skid in the freezer)

Primary Grind: 30 minutes / 2 kg @ 65% solids in laboratory ball mill (BM#1). P80 = 107 µm

Conditions:

	Reagents added, grams per tonne							Time, minutes				
Stage	$Ca(OH)_2$	NaCN	$ZnSO_4$	3418A	$CuSO_4$	5100	MIBC	Grind	Cond.	Froth	pH	Ep (mV)
Grind (BM#1)	200	-	60	5	-	-	-	30			8.0	+60
CuPb Rougher												
CuPb Rougher 1	230	-	-	-	-	-	10		1	1	9.5	+80
CuPb Rougher 2	-	-	-	2.5	-	-	5		1	1	9.0	+120
CuPb Rougher 3	-	-	-	2.5	-	-	5		1	2	9.0	+130
Zn Rougher												
Condition	1380	-	-	-	150	-	-		3		11.5	+20
Zn Rougher 1	235	-	-	-	-	5	10		1	2	11.5	+20
Zn Rougher 2	-	-	-	-	-	5	5		1	2	11.3	+20
Zn Rougher 3	-	-	-	-	-	5	5		1	2	11.2	+50
Total	2045	0	60	10	150	15	40					

* as required

Stage	Rougher
Flotation Cell # 8	1000g-D1
Speed: rpm	1800

Observation: Pb seems very slow maybe the grind is too coarse.

Metallurgical Balance

Product	**Weight**		**Assays %, g/t**								**% Distribution**							
	g	**%**	**Zn**	**Pb**	**Cu**	**Ag**	**In**	**Sn**	**S**	**Fe**	**Zn**	**Pb**	**Cu**	**Ag**	**In**	**Sn**	**S**	**Fe**
CuPb Rougher 1	20.9	1.0	3.98	16.8	13.9	2137	70	0.99	19.9	15.8	3.1	48.2	47.7	45.9	6.4	24.5	7.5	3.4
CuPb Rougher 2	16.7	0.8	6.69	17.1	9.64	1955	70	0.77	19.5	16.1	4.1	39.2	26.5	33.5	5.1	15.2	5.9	2.8
CuPb Rougher 3	17.3	0.9	8.64	2.58	3.75	446	80	0.36	15.0	14.7	5.5	6.1	10.7	7.9	6.0	7.4	4.7	2.6
Zn Rougher 1	66.5	3.3	18.4	0.11	0.35	43.9	130	<0.002	20.4	18.7	45.3	1.0	3.8	3.0	37.7	0.2	24.4	12.8
Zn Rougher 2	40.7	2.0	6.16	0.066	0.40	41.8	30	0.042	20.7	28.2	9.3	0.4	2.7	1.7	5.3	2.0	15.1	11.8
Zn Rougher 3	23.2	1.2	5.31	0.048	0.39	37.9	40	0.046	15.2	21.1	4.6	0.2	1.5	0.9	4.0	1.3	6.3	5.1
Zn Rougher Tail	1810.7	90.7	0.42	0.020	0.024	3.79	5	0.023	1.11	3.29	28.1	5.0	7.1	7.0	35.5	49.4	36.1	61.5
Head (calc.)	1996.0	100.0	1.35	0.37	0.30	48.8	11.5	0.042	2.79	4.86	100.0	100.0	100.0	100.0	100.0	100.0	100.0	100.0
(direct)			1.36	0.31	0.27	41.6	11.4	0.040	2.81	4.70								
Combined Products				Estimated value - Insufficient sample mass														
CuPb Rougher 1		1.0	3.98	16.8	13.9	2137	70.00	0.99	19.9	15.8	3.1	48.2	47.7	45.9	6.4	24.5	7.5	3.4
CuPb Rougher 1-2		1.9	5.18	16.9	12.0	2056	70.00	0.89	19.7	15.9	7.2	87.4	74.2	79.4	11.5	39.8	13.3	6.2
CuPb Rougher 1-3		2.8	6.27	12.4	9.41	1549	73.15	0.72	18.2	15.5	12.7	93.5	84.9	87.3	17.5	47.2	18.0	8.8
Zn Rougher Feed		97.2	1.21	0.024	0.047	6.37	9.76	0.023	2.35	4.55	87.3	6.5	15.1	12.7	82.5	52.8	82.0	91.2
Zn Rougher 1		3.3	18.4	0.11	0.35	43.90	130.00	0.002	20.4	18.7	45.3	1.0	3.8	3.0	37.7	0.2	24.4	12.8
Zn Rougher 1-2		5.4	13.8	0.093	0.37	43.10	92.03	0.017	20.5	22.3	54.6	1.4	6.5	4.7	43.0	2.2	39.5	24.7
Zn Rougher 1-3		6.5	12.3	0.085	0.37	42.18	82.78	0.022	19.6	22.1	59.1	1.5	8.0	5.6	47.0	3.5	45.9	29.7
Zn Rougher Tail		90.7	0.42	0.020	0.024	3.79	4.50	0.023	1.11	3.29	28.1	5.0	7.1	7.0	35.5	49.4	36.1	61.5
Head (calc.)		100.0	1.35	0.37	0.30	48.79	11.50	0.042	2.79	4.86	100.0	100.0	100.0	100.0	100.0	100.0	100.0	100.0

Test No.: F2 **Project No.**: 13589-001 **Operator**: CC **Date**: April 30th 2012

Purpose: Rougher kinetics test - effect of primary grind

Procedure: As outlined below.

Feed: 2 kg of minus 10 mesh 50244-001 Overall Comp (location in a drum on a skid in the freezer)

Primary Grind: 45 minutes / 2 kg @ 65% solids in laboratory ball mill (BM#1). P80 = 66 µm

Conditions:

	Reagents added, grams per tonne							Time, minutes				
Stage	$Ca(OH)_2$	NaCN	$ZnSO_4$	3418A	$CuSO_4$	5100	MIBC	Grind	Cond.	Froth	pH	Ep (mV)
Grind (BM#1)	200	-	60	5	-	-	-	45			8.2	-240
CuPb Rougher												
CuPb Rougher 1	270	-	-	5	-	-	12.5		1	1	9.5	+20
CuPb Rougher 2	-	-	-	2.5	-	-	5		1	1	9.2	+60
CuPb Rougher 3	-	-	-	2.5	-	-	5		1	2	9.0	+80
Zn Rougher												
Condition	1500	-	-	-	150	-	-		3		11.5	-40
Zn Rougher 1	130	-	-	-	-	5	10		1	2	11.5	-40
Zn Rougher 2	-	-	-	-	-	5	5		1	2	11.2	+20
Zn Rougher 3	-	-	-	-	-	5	5		1	2	11.2	+20
Total	2100	0	60	15	150	15	43					

* as required

Stage	Rougher
Flotation Cell # 8	1000g-D1
Speed: rpm	1800

Metallurgical Balance

Product	**Weight**		**Assays %, g/t**								**% Distribution**							
	g	**%**	**Zn**	**Pb**	**Cu**	**Ag**	**In**	**Sn**	**S**	**Fe**	**Zn**	**Pb**	**Cu**	**Ag**	**In**	**Sn**	**S**	**Fe**
CuPb Rougher 1	22.2	1.1	3.49	22.8	12.4	2633	70	0.84	20.2	15.7	2.9	76.6	52.2	66.3	6.8	22.8	8.3	3.5
CuPb Rougher 2	19.1	1.0	8.38	4.33	8.58	765	70	0.81	19.1	17.2	5.9	12.5	31.1	16.6	5.8	18.9	6.8	3.3
CuPb Rougher 3	24.3	1.2	9.70	1.18	1.79	255	70	0.22	14.4	14.5	8.7	4.3	8.2	7.0	7.4	6.5	6.5	3.6
Zn Rougher 1	77.4	3.9	19.4	0.12	0.23	30.9	130	<0.002	25.8	26.8	55.4	1.4	3.4	2.7	44.0	0.2	37.0	20.9
Zn Rougher 2	35.3	1.8	5.20	0.054	0.16	25.7	10	0.014	21.5	31.1	6.8	0.3	1.1	1.0	1.5	0.6	14.1	11.1
Zn Rougher 3	23.5	1.2	5.19	0.049	0.14	21.4	30	0.020	12.7	17.6	4.5	0.2	0.6	0.6	3.1	0.6	5.5	4.2
Zn Rougher Tail	1792.7	89.9	0.24	0.017	0.010	2.86	4	0.023	0.66	2.95	15.9	4.6	3.4	5.8	31.3	50.4	21.9	53.4
Head (calc.)	1994.5	100.0	1.36	0.33	0.26	44.2	11.5	0.041	2.71	4.97	100.0	100.0	100.0	100.0	100.0	100.0	100.0	100.0
(direct)			1.36	0.31	0.27	41.6	11.4	0.040	2.81	4.70								
Combined Products				Estimated value - Insufficient sample mass														
CuPb Rougher 1		1.1	3.49	22.8	12.4	2633	70.00	0.84	20.2	15.7	2.9	76.6	52.2	66.3	6.8	22.8	8.3	3.5
CuPb Rougher 1-2		2.1	5.75	14.3	10.6	1769	70.00	0.83	19.7	16.4	8.8	89.2	83.3	82.8	12.6	41.7	15.1	6.8
CuPb Rougher 1-3		3.3	7.21	9.41	7.36	1208	70.00	0.60	17.7	15.7	17.5	93.5	91.5	89.9	20.1	48.2	21.5	10.4
Zn Rougher Feed		96.7	1.16	0.022	0.023	4.6	9.48	0.022	2.20	4.60	82.5	6.5	8.5	10.1	79.9	51.8	78.5	89.6
Zn Rougher 1		3.9	19.4	0.120	0.23	30.9	130.00	0.002	25.8	26.8	55.4	1.4	3.4	2.7	44.0	0.2	37.0	20.9
Zn Rougher 1-2		5.7	15.0	0.099	0.21	29.3	92.41	0.006	24.5	28.1	62.2	1.7	4.4	3.7	45.5	0.8	51.0	32.0
Zn Rougher 1-3		6.8	13.3	0.091	0.20	27.9	81.64	0.008	22.4	26.3	66.7	1.9	5.1	4.3	48.6	1.4	56.6	36.2
Zn Rougher Tail		89.9	0.24	0.017	0.010	2.9	4.00	0.023	0.66	2.95	15.9	4.6	3.4	5.8	31.3	50.4	21.9	53.4
Head (calc.)		100.0	1.36	0.33	0.26	44.2	11.47	0.041	2.71	4.97	100.0	100.0	100.0	100.0	100.0	100.0	100.0	100.0

Test No.: F3 **Project No.**: 13589-001 **Operator**: CC **Date**: May 3rd 2012

Purpose: Rougher kinetics test - as F2 no ZnSO4, increase collector in Zn circuit

Procedure: As outlined below.

Feed: 2 kg of minus 10 mesh 50244-001 Overall Comp (location in a drum on a skid in the freezer)

Primary Grind: 45 minutes / 2 kg @ 65% solids in laboratory ball mill (BM#1). P80 = 59 µm

Conditions:

	Reagents added, grams per tonne							Time, minutes				
Stage	$Ca(OH)_2$	NaCN	$ZnSO_4$	3418A	$CuSO_4$	5100	MIBC	Grind	Cond.	Froth	pH	Ep (mV)
Grind (BM#1)	200	-	-	5	-	-	-	45			8.2	-60
CuPb Rougher												
CuPb Rougher 1	325	-	-	5	-	-	12.5		1	1	9.5	+20
CuPb Rougher 2	-	-	-	2.5	-	-	5		1	1	9.2	+100
CuPb Rougher 3	-	-	-	2.5	-	-	5		1	2	9.0	+100
Zn Rougher												
Condition	1500	-	-	-	150	-	-		3		11.5	+20
Zn Rougher 1	130	-	-	-	-	10	10		1	2	11.5	+20
Zn Rougher 2	-	-	-	-	-	10	5		1	2	11.2	+20
Zn Rougher 3	-	-	-	-	-	5	5		1	2	11.2	+40
Total	2155	0	0	15	150	25	43					

* as required

Stage	Rougher
Flotation Cell # 8	1000g-D1
Speed: rpm	1800

Metallurgical Balance

Product	**Weight**		**Assays %, g/t**								**% Distribution**							
	g	**%**	**Zn**	**Pb**	**Cu**	**Ag**	**In**	**Sn**	**S**	**Fe**	**Zn**	**Pb**	**Cu**	**Ag**	**In**	**Sn**	**S**	**Fe**
CuPb Rougher 1	26.4	1.3	4.39	19.8	11.4	2334	80	0.780	20.4	16.3	4.2	78.8	55.6	69.8	9.3	24.5	9.8	4.2
CuPb Rougher 2	14.9	0.7	10.2	5.40	9.59	916	90	0.900	22.1	18.7	5.5	12.1	26.4	15.5	5.9	15.9	6.0	2.7
CuPb Rougher 3	11.1	0.6	14.7	1.89	3.69	371	120	0.440	20.4	18.2	5.9	3.2	7.6	4.7	5.9	5.8	4.1	2.0
Zn Rougher 1	73.0	3.6	24.1	0.14	0.32	37.6	170	<0.002	26.4	23.4	63.7	1.5	4.3	3.1	54.6	0.2	35.1	16.6
Zn Rougher 2	46.4	2.3	4.30	0.019	0.18	27.3	10	0.020	22.2	31.9	7.2	0.1	1.5	1.4	2.0	1.1	18.8	14.4
Zn Rougher 3	26.4	1.3	2.37	0.034	0.11	19.7	20	0.025	11.1	16.1	2.3	0.1	0.5	0.6	2.3	0.8	5.3	4.1
Zn Rougher Tail	1812.2	90.1	0.17	0.015	0.012	2.4	3	0.024	0.63	3.19	11.2	4.1	4.0	4.9	19.9	51.7	20.8	56.1
Head (calc.)	2010.4	100.0	1.37	0.33	0.27	43.9	11.3	.0	2.73	5.13	100.0	100.0	100.0	100.0	100.0	100.0	100.0	100.0
(direct)			1.36	0.31	0.27	41.6	11.4	0.040	2.81	4.70								
Combined Products				Estimated value - Insufficient sample mass														
CuPb Rougher 1		1.3	4.39	19.8	11.4	2334	80.00	0.78	20.4	16.3	4.2	78.8	55.6	69.8	9.3	24.5	9.8	4.2
CuPb Rougher 1-2		2.1	6.49	14.60	10.7	1822	83.61	0.82	21.0	17.2	9.7	90.9	82.0	85.3	15.2	40.4	15.8	6.9
CuPb Rougher 1-3		2.6	8.23	11.91	9.25	1515	91.32	0.74	20.9	17.4	15.6	94.1	89.6	89.9	21.1	46.2	19.9	8.8
Zn Rougher Feed		97.4	1.19	0.020	0.029	4.5	9.16	0.02	2.24	4.80	84.4	5.9	10.4	10.1	78.9	53.8	80.1	91.2
Zn Rougher 1		3.6	24.1	0.140	0.32	37.6	170.00	0.00	26.4	23.4	63.7	1.5	4.3	3.1	54.6	0.2	35.1	16.6
Zn Rougher 1-2		5.9	16.4	0.093	0.27	33.6	107.82	0.01	24.8	26.7	71.0	1.7	5.9	4.5	56.7	1.3	53.9	30.9
Zn Rougher 1-3		7.3	13.9	0.082	0.24	31.1	91.92	0.01	22.3	24.8	73.2	1.8	6.4	5.1	59.0	2.1	59.2	35.1
Zn Rougher Tail		90.1	0.17	0.015	0.012	2.4	2.50	0.02	0.63	3.19	11.2	4.1	4.0	4.9	19.9	51.7	20.8	56.1
Head (calc.)		100.0	1.37	0.33	0.27	43.9	11.30	0.04	2.73	5.13	100.0	100.0	100.0	100.0	100.0	100.0	100.0	100.0

Test No.: F4 **Project No.**: 13589-001 **Operator**: CC **Date**: May 3rd 2012

Purpose: Rougher kinetics test - as F3, coarser grind

Procedure: As outlined below.

Feed: 2 kg of minus 10 mesh 50244-001 Overall Comp (location in a drum on a skid in the freezer)

Primary Grind: 19 minutes / 2 kg @ 65% solids in laboratory ball mill (BM#1). P80 = 195 µm

Conditions:

	Reagents added, grams per tonne							Time, minutes				
Stage	$Ca(OH)_2$	NaCN	$ZnSO_4$	3418A	$CuSO_4$	5100	MIBC	Grind	Cond.	Froth	pH	Ep (mV)
Grind (BM#1)	200	-	-	5	-	-	-	19			8.2	+80
CuPb Rougher												
CuPb Rougher 1	270	-	-	5	-	-	12.5		1	1	9.5	0
CuPb Rougher 2	-	-	-	2.5	-	-	5		1	1	9.2	+80
CuPb Rougher 3	-	-	-	2.5	-	-	5		1	2	9.0	+100
Zn Rougher												
Condition	1230	-	-	-	150	-	-		3		11.5	+20
Zn Rougher 1	130	-	-	-	-	10	10		1	2	11.5	+20
Zn Rougher 2	-	-	-	-	-	10	5		1	2	11.3	+20
Zn Rougher 3	-	-	-	-	-	5	5		1	2	11.2	+40
Total	1830	0	0	15	150	25	43					

* as required

Stage	Rougher
Flotation Cell # 8	1000g-D1
Speed: rpm	1800

Metallurgical Balance

Product	**Weight**		**Assays %, g/t**								**% Distribution**							
	g	**%**	**Zn**	**Pb**	**Cu**	**Ag**	**In**	**Sn**	**S**	**Fe**	**Zn**	**Pb**	**Cu**	**Ag**	**In**	**Sn**	**S**	**Fe**
CuPb Rougher 1	23.7	1.2	4.55	20.1	10.7	2439	80	0.80	20.1	15.6	4.0	73.8	50.4	65.5	8.3	23.1	8.7	4.0
CuPb Rougher 2	17.8	0.9	8.94	4.67	7.19	738	100	0.66	17.9	15.1	5.9	12.9	25.4	14.9	7.8	14.3	5.8	2.9
CuPb Rougher 3	15.9	0.8	10.4	1.77	3.22	356	110	0.33	15.0	13.0	6.2	4.4	10.2	6.4	7.7	6.4	4.3	2.2
Zn Rougher 1	66.3	3.3	23.0	0.21	0.35	46.9	190	<0.002	25.5	22.6	57.0	2.2	4.6	3.5	55.1	0.2	30.7	16.1
Zn Rougher 2	36.7	1.8	5.29	0.14	0.36	36.5	30	0.039	23.3	32.3	7.3	0.8	2.6	1.5	4.8	1.7	15.5	12.7
Zn Rougher 3	22.9	1.1	3.87	0.047	0.30	32.4	5	0.043	16.9	23.0	3.3	0.2	1.4	0.8	0.5	1.2	7.0	5.7
Zn Rougher Tail	1811.7	90.8	0.24	0.021	0.015	3.6	2	0.024	0.85	2.90	16.3	5.9	5.4	7.4	15.8	53.0	28.0	56.4
Head (calc.)	1995.0	100.0	1.34	0.32	0.25	44.3	11.5	0.041	2.76	4.67	100.0	100.0	100.0	100.0	100.0	100.0	100.0	100.0
(direct)			1.36	0.31	0.27	41.6	11.4	0.040	2.81	4.70								
Combined Products				Estimated value - Insufficient sample mass														
CuPb Rougher 1		1.2	4.55	20.1	10.7	2439.00	80.00	0.80	20.1	15.6	4.0	73.8	50.4	65.5	8.3	23.1	8.7	4.0
CuPb Rougher 1-2		2.1	6.43	13.5	9.19	1709.41	88.58	0.74	19.2	15.4	10.0	86.6	75.8	80.3	16.1	37.5	14.4	6.9
CuPb Rougher 1-3		2.9	7.53	10.2	7.54	1334.51	94.51	0.63	18.0	14.7	16.2	91.0	86.0	86.7	23.7	43.9	18.8	9.1
Zn Rougher Feed		97.1	1.16	0.030	0.036	6.05	9.00	0.024	2.31	4.37	83.8	9.0	14.0	13.3	76.3	56.1	81.2	90.9
Zn Rougher 1		3.3	23.0	0.21	0.35	46.90	190.00	0.002	25.5	22.6	57.0	2.2	4.6	3.5	55.1	0.2	30.7	16.1
Zn Rougher 1-2		5.2	16.7	0.185	0.35	43.19	132.99	0.015	24.7	26.1	64.3	3.0	7.2	5.0	59.9	1.9	46.2	28.8
Zn Rougher 1-3		6.3	14.4	0.160	0.34	41.23	109.71	0.020	23.3	25.5	67.6	3.1	8.6	5.9	60.4	3.1	53.3	34.5
Zn Rougher Tail		90.8	0.24	0.021	0.015	3.60	2.00	0.024	0.85	2.90	16.3	5.9	5.4	7.4	15.8	53.0	28.0	56.4
Head (calc.)		100.0	1.34	0.32	0.25	44.27	11.46	0.041	2.76	4.67	100.0	100.0	100.0	100.0	100.0	100.0	100.0	100.0

Test No.: F5 **Project No.**: 13589-001 **Operator**: CC **Date**: May 15th 2012

Purpose: CuPb Cleaner with Zn Rougher Kinetics - Roughers as F3, except increase CuSO4

Procedure: As outlined below.

Feed: 2 kg of minus 10 mesh 50244-001 Overall Comp (location in a drum on a skid in the freezer)

Primary Grind: 45 minutes / 2 kg @ 65% solids in laboratory ball mill (BM#1). P80 = 62 µm

CuPb Regrind 10 minutes / CuPb Ro Conc 1-3 @ 65% solids in laboratory pebble mill. P80 = 13 µm

Conditions:

	Reagents added, grams per tonne							Time, minutes				
Stage	$Ca(OH)_2$	NaCN	$ZnSO_4$	3418A	$CuSO_4$	5100	MIBC	Grind	Cond.	Froth	pH	Ep (mV)
Grind (BM#1)	200	-	-	12.5	-	-	-	45			8.2	-100
CuPb Rougher												
CuPb Rougher 1	235	-	-	-	-	-	12.5		1	1	9.5	+100
CuPb Rougher 2	-	-	-	2.5	-	-	5		1	1	9.2	+120
CuPb Rougher 3	-	-	-	2.5	-	-	5		1	2	9.0	+140
CuPb Cleaner												
Regrind	150	-	25	5	-	-	-	10			9.8	+140
CuPb 1st Cleaner	15	-	-	-	-	-	5		1	3	10.5	+120
CuPb 2nd Cleaner	35	-	-	2.5	-	-	5		1	2.5	10.5	+100
CuPb 3rd Cleaner	25	-	-	2.5	-	-	5		1	2	10.5	+80
Zn Rougher												
Condition	1500	-	-	-	250	-	-		3		11.5	+50
Zn Rougher 1	-	-	-	-	-	10	10		1	2	11.5	+20
Zn Rougher 2	-	-	-	-	-	10	5		1	2	11.4	+50
Zn Rougher 3	-	-	-	-	-	5	5		1	2	11.2	+60
Total	2160	0	25	28	250	25	58					

* as required

Stage	Rougher	CuPb 1st Cl	CuPb 2nd-3rd Cl
Flotation Cell # 8	1000g-D1	500g-D1	250g-D1
Speed: rpm	1800	1500	1200

Metallurgical Balance

Product	**Weight**		**Assays %, g/t**								**% Distribution**							
	g	**%**	**Zn**	**Pb**	**Cu**	**Ag**	**In**	**Sn**	**S**	**Fe**	**Zn**	**Pb**	**Cu**	**Ag**	**In**	**Sn**	**S**	**Fe**
CuPb 3rd Cl Conc	19.5	1.0	5.23	20.0	20.9	2885	90	1.50	25.7	19.8	3.7	64.0	75.3	66.4	8.3	36.5	9.1	4.0
CuPb 3rd Cl Tail	0.9	0.0	6.00	9.50	10.0	1400	30	1.00	25.0	18.5	0.2	1.4	1.7	1.5	0.1	1.1	0.4	0.2
CuPb 2nd Cl Tail	2.7	0.1	7.82	9.81	6.16	600	20	0.20	22.0	17.9	0.8	4.3	3.1	1.9	0.3	0.7	1.1	0.5
CuPb 1st Cl Tail	38.2	2.0	5.97	3.76	1.00	367	20	0.095	12.9	15.0	8.2	23.6	7.1	16.5	3.6	4.5	9.0	5.9
Zn Rougher 1	86.1	4.6	23.8	0.06	0.43	44.3	140	<0.002	23.1	19.5	73.5	0.8	6.8	4.5	56.7	0.2	36.1	17.4
Zn Rougher 2	48.6	2.6	4.33	0.07	0.23	35.7	20	0.041	20.9	30.2	7.5	0.6	2.1	2.0	4.6	2.5	18.5	15.2
Zn Rougher 3	36.0	1.9	2.36	0.08	0.15	27.0	20	0.029	13.1	19.8	3.0	0.4	1.0	1.1	3.4	1.3	8.6	7.4
Zn Rougher Tail	1639.4	87.6	0.053	0.018	0.010	3.1	3	0.026	0.58	2.91	3.1	4.8	3.0	6.0	23.1	53.2	17.3	49.4
Head (calc.)	1871.4	100.0	1.49	0.33	0.29	45.3	11.4	0.043	2.94	5.16	100.0	100.0	100.0	100.0	100.0	100.0	100.0	100.0
(direct)			1.36	0.31	0.27	41.6	11.4	0.040	2.81	4.70								
Combined Products			Estimated value - Insufficient sample mass															
CuPb 3rd Cl Conc		1.0	5.23	20.00	20.9	2885	90	1.50	25.7	19.8	3.7	64.0	75.3	66.4	8.3	36.5	9.1	4.0
CuPb 2nd Cl Conc		1.1	5.26	19.54	20.4	2819	87	1.48	25.7	19.7	3.9	65.4	76.9	67.9	8.4	37.6	9.5	4.2
CuPb 1st Cl Conc		1.2	5.56	18.40	18.8	2560	79	1.33	25.2	19.5	4.6	69.8	80.0	69.8	8.6	38.3	10.6	4.7
CuPb Rougher Conc		3.3	5.82	9.28	7.69	1193	42	0.56	17.6	16.7	12.8	93.4	87.1	86.3	12.2	42.8	19.6	10.6
Zn Rougher Feed		96.7	1.34	0.022	0.039	6.41	10	0.025	2.45	4.77	87.2	6.6	12.9	13.7	87.8	57.2	80.4	89.4
Zn Rougher 1		4.6	23.8	0.06	0.43	44.30	140	0.002	23.1	19.5	73.5	0.8	6.8	4.5	56.7	0.2	36.1	17.4
Zn Rougher 1-2		7.2	16.8	0.06	0.36	41.20	97	0.016	22.3	23.4	81.0	1.4	8.9	6.5	61.3	2.7	54.6	32.6
Zn Rougher 1-3		9.1	13.7	0.06	0.31	38.20	81	0.019	20.4	22.6	84.1	1.8	9.9	7.7	64.6	4.0	63.2	40.0
Zn Rougher Tail		87.6	0.053	0.018	0.010	3.10	3.0	0.026	0.58	2.91	3.1	4.8	3.0	6.0	23.1	53.2	17.3	49.4
Head (calc.)		100.0	1.49	0.33	0.29	45.3	11.4	0.043	2.94	5.16	100.0	100.0	100.0	100.0	100.0	100.0	100.0	100.0

Test No.: F6 **Project No.**: 13589-001 **Operator**: CC **Date**: May 24th 2012

Purpose: CuPb Cleaner with Zn Rougher Kinetics - As F5, 100 µm primary grind

Procedure: As outlined below.

Feed: 2 kg of minus 10 mesh 50244-001 Overall Comp (location in a drum on a skid in the freezer)

Primary Grind: 30 minutes / 2 kg @ 65% solids in laboratory ball mill (BM#1). P80 = µm

CuPb Regrind 10 minutes / CuPb Ro Conc 1-3 @ 65% solids in laboratory Small pebble mill. P80 = 18 µm

Conditions:

	Reagents added, grams per tonne							Time, minutes				
Stage	$Ca(OH)_2$	NaCN	$ZnSO_4$	3418A	$CuSO_4$	5100	MIBC	Grind	Cond.	Froth	pH	Ep (mV)
Grind (BM#1)	200	-	-	-	-	-	-	30			8.2	+40
CuPb Rougher												
Aeration	-	-	-	-	-	-	-		5		8.2	+100
CuPb Rougher 1	270	-	-	5	-	-	12.5		1	1	9.5	+80
CuPb Rougher 2	-	-	-	2.5	-	-	5		1	1	9.1	+100
CuPb Rougher 3	-	-	-	2.5	-	-	5		1	2	9.0	+100
CuPb Cleaner												
Regrind (Small PM)	150	-	50	5	-	-	-	10			11.0	+40
CuPb 1st Cleaner	-	-	-	-	-	-	5		1	3	11.0	+40
CuPb 2nd Cleaner	20	-	-	2.5	-	-	10		1	2.5	10.0	+80
CuPb 3rd Cleaner	35	-	-	2.5	-	-	5		1	2	10.0	+100
Zn Rougher												
Condition	1500	-	-	-	250	-	-		3		11.5	0
Zn Rougher 1	-	-	-	-	-	10	10		1	2	11.5	0
Zn Rougher 2	-	-	-	-	-	10	5		1	2	11.2	+20
Zn Rougher 3	-	-	-	-	-	5	5		1	4	11.2	+20
Total	2175	0	50	20	250	25	62.5					

* as required

Stage	Rougher	CuPb 1st Cl	CuPb 2nd-3rd Cl
Flotation Cell # 8	1000g-D1	250g-D1	250g-D1
Speed: rpm	1800	1200	1200

Metallurgical Balance

Product	**Weight**		**Assays %, g/t**								**% Distribution**							
	g	**%**	**Zn**	**Pb**	**Cu**	**Ag**	**In**	**Sn**	**S**	**Fe**	**Zn**	**Pb**	**Cu**	**Ag**	**In**	**Sn**	**S**	**Fe**
CuPb 3rd Cl Conc	21.7	1.1	6.46	23.0	18.9	2787	100	1.39	25.9	18.9	5.1	77.7	77.4	71.2	9.3	34.9	10.2	4.1
CuPb 3rd Cl Tail	3.3	0.2	10.0	9.00	7.00	1500	50	0.75	23.0	18.0	1.2	4.6	4.4	5.8	0.7	2.9	1.4	0.6
CuPb 2nd Cl Tail	4.8	0.2	13.3	4.00	4.55	500	50	0.30	20.0	17.0	2.3	3.0	4.1	2.8	1.0	1.7	1.7	0.8
CuPb 1st Cl Tail	26.7	1.3	9.22	1.31	0.63	224	40	0.110	14.7	15.8	9.0	5.4	3.2	7.0	4.6	3.4	7.1	4.2
Zn Rougher 1	80.1	4.0	25.4	0.07	0.28	40.2	160	<0.05	30.0	28.4	74.3	0.9	4.2	3.8	55.0	4.6	43.5	22.9
Zn Rougher 2	35.6	1.8	3.30	0.11	0.23	37.4	20	0.032	23.5	33.1	4.3	0.6	1.5	1.6	3.1	1.3	15.2	11.9
Zn Rougher 3	37.6	1.9	0.97	0.13	0.20	32.6	20	0.037	13.5	18.3	1.3	0.8	1.4	1.4	3.2	1.6	9.2	6.9
Zn Rougher Tail	1791.2	89.5	0.037	0.025	0.011	3.00	3	0.024	0.36	2.69	2.4	7.0	3.7	6.3	23.1	49.7	11.7	48.5
Head (calc.)	2001.0	100.0	1.37	0.32	0.26	42.5	11.6	0.043	2.76	4.96	100.0	100.0	100.0	100.0	100.0	100.0	100.0	100.0
(direct)			1.36	0.31	0.27	41.6	11.4	0.040	2.81	4.70								
Combined Products				Estimated value - Insufficient sample mass														
CuPb 3rd Cl Conc		1.1	6.46	23.0	18.9	2787	100	1.39	25.9	18.9	5.1	77.7	77.4	71.2	9.3	34.9	10.2	4.1
CuPb 2nd Cl Conc		1.2	6.93	21.2	17.3	2617	93	1.31	25.5	18.8	6.3	82.4	81.8	77.0	10.0	37.7	11.6	4.7
CuPb 1st Cl Conc		1.5	7.95	18.4	15.3	2276	86	1.14	24.6	18.5	8.7	85.3	85.9	79.8	11.1	39.4	13.3	5.5
CuPb Rougher Conc		2.8	8.55	10.3	8.35	1306	64	0.66	19.9	17.2	17.6	90.8	89.1	86.9	15.6	42.8	20.4	9.8
Zn Rougher Feed		97.2	1.16	0.030	0.030	5.73	10	0.025	2.26	4.61	82.4	9.2	10.9	13.1	84.4	57.2	79.6	90.2
Zn Rougher 1		4.0	25.4	0.07	0.28	40.20	160	0.050	30.0	28.4	74.3	0.9	4.2	3.8	55.0	4.6	43.5	22.9
Zn Rougher 1-2		5.8	18.6	0.08	0.26	39.34	117	0.044	28.0	29.8	78.6	1.5	5.8	5.4	58.1	5.9	58.7	34.8
Zn Rougher 1-3		7.7	14.3	0.09	0.25	37.69	93	0.043	24.4	27.0	79.9	2.2	7.2	6.8	61.3	7.6	67.9	41.7
Zn Rougher Tail		89.5	0.037	0.025	0.011	3.00	3.0	0.024	0.36	2.69	2.4	7.0	3.7	6.3	23.1	49.7	11.7	48.5
Head (calc.)		100.0	1.37	0.32	0.26	42.46	11.6	0.043	2.76	4.96	100.0	100.0	100.0	100.0	100.0	100.0	100.0	100.0

Test No.: F7 **Project No.**: 13589-001 **Operator**: CC **Date**: May 28th 2012

Purpose: CuPb Cleaner with Zn Rougher Kinetics - As F6, SIPX (and 208) instead of 3418A and 5100

Procedure: As outlined below.

Feed: 2 kg of minus 10 mesh 50244-001 Overall Comp (location in a drum on a skid in the freezer)

Primary Grind: 30 minutes / 2 kg @ 65% solids in laboratory ball mill (BM#1). P80 = 98 µm

CuPb Regrind 10 minutes / CuPb Ro Conc 1-3 @ 65% solids in laboratory Small pebble mill. P80 = 19 µm

Conditions:

	Reagents added, grams per tonne							Time, minutes				
Stage	$Ca(OH)_2$	NaCN	$ZnSO_4$	SIPX	$CuSO_4$	AERO 208	MIBC	Grind	Cond.	Froth	pH	Ep (mV)
Grind (BM#1)	200	-	-	-	-	-	-	30			8.2	+80
CuPb Rougher												
Aeration	-	-	-	-	-	-	-		5		8.2	+100
CuPb Rougher 1	270	-	-	5	-	5	12.5		1	1	9.5	+80
CuPb Rougher 2	-	-	-	2.5	-	-	5		1	1	9.1	+100
CuPb Rougher 3	-	-	-	2.5	-	-	5		1	2	9.0	+100
CuPb Cleaner												
Regrind (Small PM)	50	-	50	5	-	-	-	10			8.6	+120
CuPb 1st Cleaner	30	-	-	-	-	-	5		1	3	10.0	+70
CuPb 2nd Cleaner	30	-	-	2.5	-	-	10		1	2.5	10.0	+80
CuPb 3rd Cleaner	35	-	-	2.5	-	-	12.5		1	2	10.0	+100
Zn Rougher												
Condition	1500	-	-	-	250	-	-		3		11.5	+20
Zn Rougher 1	-	-	-	10	-	-	10		1	2	11.5	+20
Zn Rougher 2	-	-	-	10	-	-	5		1	2	11.2	+30
Zn Rougher 3	-	-	-	10	-	-	5		1	4	11.0	+40
Total	2115	0	50	50	250	5	70					

* as required

Stage	Rougher	CuPb 1st Cl	CuPb 2nd-3rd Cl
Flotation Cell # 8	1000g-D1	250g-D1	250g-D1
Speed: rpm	1800	1200	1200

Metallurgical Balance

Product	**Weight**		**Assays %, g/t**								**% Distribution**							
	g	**%**	**Zn**	**Pb**	**Cu**	**Ag**	**In**	**Sn**	**S**	**Fe**	**Zn**	**Pb**	**Cu**	**Ag**	**In**	**Sn**	**S**	**Fe**
CuPb 3rd Cl Conc	20.4	1.0	4.27	21.9	18.0	2764	80	1.27	28.4	21.0	3.2	73.1	71.9	63.9	6.9	33.4	10.5	4.4
CuPb 3rd Cl Tail	3.2	0.2	7.59	8.01	6.81	1500	70	0.70	23.0	20.0	0.9	4.2	4.3	5.4	0.9	2.9	1.3	0.7
CuPb 2nd Cl Tail	5.8	0.3	9.28	7.14	5.45	500	50	0.30	20.0	20.0	2.0	6.8	6.2	3.3	1.2	2.2	2.1	1.2
CuPb 1st Cl Tail	25.1	1.3	7.75	1.96	0.90	268	50	0.14	19.7	19.0	7.2	8.0	4.4	7.6	5.3	4.5	9.0	4.9
Zn Rougher 1	72.8	3.6	26.8	0.01	0.36	60.2	200	<0.002	29.2	23.6	72.1	0.2	5.1	5.0	61.3	0.2	38.5	17.8
Zn Rougher 2	39.7	2.0	4.51	0.14	0.28	54.1	30	0.028	29.6	41.3	6.6	0.9	2.2	2.4	5.0	1.4	21.3	17.0
Zn Rougher 3	33.5	1.7	3.26	0.17	0.36	81.4	30	0.046	16.3	20.0	4.0	0.9	2.4	3.1	4.2	2.0	9.9	6.9
Zn Rougher Tail	1800.7	90.0	0.059	0.020	0.010	4.50	2	0.023	0.23	2.52	3.9	5.9	3.5	9.2	15.2	53.4	7.5	47.0
Head (calc.)	2001.2	100.0	1.35	0.31	0.26	44.1	11.9	0.039	2.76	4.82	100.0	100.0	100.0	100.0	100.0	100.0	100.0	100.0
(direct)			1.36	0.31	0.27	41.6	11.4	0.040	2.81	4.70								
Combined Products				Estimated value - Insufficient sample mass														
CuPb 3rd Cl Conc		1.0	4.27	21.90	18.0	2764	80	1.27	28.4	21.0	3.2	73.1	71.9	63.9	6.9	33.4	10.5	4.4
CuPb 2nd Cl Conc		1.2	4.72	20.02	16.5	2593	79	1.19	27.7	20.9	4.1	77.3	76.2	69.4	7.8	36.3	11.8	5.1
CuPb 1st Cl Conc		1.5	5.62	17.48	14.3	2180	73	1.02	26.2	20.7	6.1	84.1	82.4	72.7	9.0	38.5	13.9	6.3
CuPb Rougher Conc		2.7	6.60	10.33	8.13	1299	62	0.61	23.2	19.9	13.3	92.1	86.8	80.3	14.3	43.0	22.9	11.2
Zn Rougher Feed		97.3	1.20	0.025	0.035	8.92	10	0.023	2.19	4.40	86.7	7.9	13.2	19.7	85.7	57.0	77.1	88.8
Zn Rougher 1		3.6	26.8	0.01	0.36	60.2	200	0.002	29.2	23.6	72.1	0.2	5.1	5.0	61.3	0.2	38.5	17.8
Zn Rougher 1-2		5.6	18.9	0.06	0.33	58.0	140	0.011	29.3	29.8	78.7	1.1	7.3	7.4	66.3	1.6	59.7	34.8
Zn Rougher 1-3		7.3	15.3	0.08	0.34	63.4	115	0.019	26.3	27.6	82.8	2.0	9.7	10.5	70.5	3.6	69.6	41.7
Zn Rougher Tail		90.0	0.06	0.020	0.010	4.50	2	0.023	0.23	2.52	3.9	5.9	3.5	9.2	15.2	53.4	7.5	47.0
Head (calc.)		100.0	1.35	0.31	0.26	44.1	11.9	0.039	2.76	4.82	100.0	100.0	100.0	100.0	100.0	100.0	100.0	100.0

Test No.: F8 **Project No.**: 13589-001 **Operator**: CC/TM **Date**: May 29th 2012

Purpose: CuPb Cleaner with Zn Rougher Kinetics - As F6, longer CuPb retention times, pyrite and tin flotation

Procedure: As outlined below.

Feed: 2 x 2 kg of minus 10 mesh 50244-001 Overall Comp (location in a drum on a skid in the freezer)

Primary Grind: 30 minutes / 2 kg @ 65% solids in laboratory ball mill (BM#1). P80 = 117 µm

CuPb Regrind 10 minutes / 2 x CuPb Ro Conc 1-3 @ 65% solids in laboratory pebble mill. P80 = 16.5 µm

Conditions:

	Reagents added, grams per tonne							Time, minutes				
Stage	$Ca(OH)_2$	$ZnSO_4$	3418A	$CuSO_4$	5100	PAX	MIBC	Grind	Cond.	Froth	pH	Ep (mV)
Grind (BM#1)	200	-	-	-	-	-	-	30			8.2	+20
CuPb Rougher (Based on 2kg of feed)												
Aeration	-	-	-	-	-	-	-		5		8.2	+60
CuPb Rougher 1	270	-	5	-	-	-	12.5		1	1	9.5	+60
CuPb Rougher 2	-	-	2.5	-	-	-	5		1	2	9.2	+100
CuPb Rougher 3	-	-	2.5	-	-	-	5		1	3	9.0	+100
CuPb Cleaner (combine 2 x CuPb Rougher concentrates)												
Regrind (PM)	100	50	5	-	-	-	-	10			10.2	+30
CuPb 1st Cleaner	-	-	-	-	-	-	5		1	4	10.2	+30
CuPb 2nd Cleaner	12.5	-	2.5	-	-	-	5		1	3	10.0	+40
CuPb 3rd Cleaner	17.5	-	2.5	-	-	-	5		1	2	10.0	+50
Zn Rougher (Based on 2kg of feed)												
Condition	1600	-	-	250	-	-	-		3		11.5	0
Zn Rougher 1	-	-	-	-	10	-	10		1	2	11.5	0
Zn Rougher 2	-	-	-	-	10	-	5		1	2	11.2	+20
Zn Rougher 3	-	-	-	-	5	-	5		1	4	11.2	+40
Py Rougher												
Py Rougher 1	-	-	-	-	-	10	5		1	2	11.0	+40
Py Rougher 2	-	-	-	-	-	10	7.5		1	2	10.8	+20
Combine 2 x2 kg Py Rougher Tails - Deslime using Stoke Law (3 times 20 minutes with 500 g/t Na2SiO3 in each stage)												
			H_2SiF_6	**H_2SO_4**	**A845**		**MIBC**				9.4	-50
Sn Rougher			23%	10%								
Condition	-	-	1150	2500	-	-	-		3		4.0	+250
Sn Rougher 1	-	-	-	-	100	-	2.5		1	2	4.0	+250
Sn Rougher 2	-	-	287	-	50	-	3.75		1	2	4.0	+200
Sn Rougher 3	-	-	575	-	50	-	2.5		1	4	4.0	+175
Total	2200	50	2032	2750	225	20	79					

* as required

Stage	Roughers	CuPb 1st Cl	CuPb 2nd-3rd Cl
Flotation Cell # 8	1000g-D1	500g-D1	250g-D1
Speed: rpm	1800	1500	1200

Test No.: F8 **Project No.**: 13589-001 **Operator**: CC/TM **Date**: May 29th 2012

Metallurgical Balance

Product	Weight		Assays %, g/t								% Distribution							
	g	%	Zn	Pb	Cu	Ag	In	Sn	S	Fe	Zn	Pb	Cu	Ag	In	Sn	S	Fe
CuPb 3rd Cl Conc	50.2	1.3	7.71	23.2	18.1	2908	100	1.31	26.5	18.9	7.3	87.9	81.9	80.6	10.8	36.9	12.0	4.9
CuPb 3rd Cl Tail	4.9	0.1	15.8	4.74	7.72	1500	120	0.79	25.6	20.8	1.5	1.8	3.4	4.1	1.3	2.2	1.1	0.5
CuPb 2nd Cl Tail	5.5	0.1	12.4	2.01	3.05	432	90	0.39	17.6	14.9	1.3	0.8	1.5	1.3	1.1	1.2	0.9	0.4
CuPb 1st Cl Tail	49.2	1.2	9.08	0.65	0.42	127	50	0.100	11.9	11.9	8.4	2.4	1.9	3.4	5.3	2.8	5.3	3.0
Zn Rougher 1	161.1	4.1	24.1	<0.010	0.23	31.9	170	0.050	28.8	26.2	73.0	0.1	3.3	2.8	58.7	4.5	41.8	21.6
Zn Rougher 2	64.6	1.6	3.57	0.07	0.22	35.2	20	0.022	25.3	35.8	4.3	0.3	1.3	1.3	2.8	0.8	14.7	11.9
Zn Rougher 3	54.6	1.4	1.41	0.09	0.21	31.6	20	0.033	18.8	24.8	1.4	0.4	1.0	1.0	2.3	1.0	9.2	6.9
Py Rougher 1	56.5	1.4	0.39	0.08	0.11	24.7	10	0.029	15.1	17.5	0.4	0.3	0.6	0.8	1.2	0.9	7.7	5.1
Py Rougher 2	43.8	1.1	0.32	0.11	0.11	20.0	10	0.052	3.79	7.42	0.3	0.4	0.4	0.5	0.9	1.3	1.5	1.7
Sn Rougher 1	21.4	0.5	0.061	0.02	0.035	2.98	5	0.055	0.34	3.78	0.0	0.0	0.1	0.0	0.2	0.7	0.1	0.4
Sn Rougher 2	58.8	1.5	0.046	0.03	0.018	2.49	5	0.052	0.28	3.22	0.1	0.1	0.1	0.1	0.6	1.7	0.1	1.0
Sn Rougher 3	70.1	1.8	0.041	0.02	0.025	2.46	3	0.037	0.40	3.33	0.1	0.1	0.2	0.1	0.5	1.5	0.3	1.2
Sn Rougher Tail	2572.7	64.7	0.025	0.021	<0.010	2.44	2	0.024	0.17	2.17	1.2	4.1	2.3	3.5	11.0	34.7	3.9	28.6
Slimes	763.0	19.2	0.059	0.021	0.030	1.49	2	0.023	0.20	3.29	0.8	1.2	2.1	0.6	3.3	9.9	1.4	12.9
Head (calc.)	3976.4	100.0	1.34	0.33	0.28	45.6	11.7	0.045	2.79	4.91	100.0	100.0	100.0	100.0	100.0	100.0	100.0	100.0
(direct)			1.36	0.31	0.27	41.6	11.4	0.040	2.81	4.70								
Combined Products				Estimated value - Insufficient sample mass														
CuPb 3rd Cl Conc		1.3	7.71	23.2	18.1	2908	100	1.31	26.5	18.9	7.3	87.9	81.9	80.6	10.8	36.9	12.0	4.9
CuPb 2nd Cl Conc		1.4	8.43	21.6	17.2	2783	102	1.26	26.4	19.1	8.7	89.7	85.3	84.6	12.0	39.1	13.1	5.4
CuPb 1st Cl Conc		1.5	8.79	19.8	15.9	2569	101	1.18	25.6	18.7	10.0	90.5	86.8	85.9	13.1	40.3	14.0	5.8
CuPb Rougher Conc		2.8	8.92	11.2	8.96	1475	78	0.70	19.5	15.6	18.4	92.9	88.7	89.4	18.4	43.1	19.3	8.8
Zn Rougher Feed		97.2	1.12	0.024	0.033	4.97	10	0.026	2.32	4.60	81.6	7.1	11.3	10.6	81.6	56.9	80.7	91.2
Zn Rougher 1		4.1	24.1	0.01	0.23	31.90	170	0.050	28.8	26.2	73.0	0.1	3.3	2.8	58.7	4.5	41.8	21.6
Zn Rougher 1-2		5.7	18.2	0.03	0.23	32.84	127	0.042	27.8	28.9	77.3	0.5	4.6	4.1	61.5	5.3	56.5	33.5
Zn Rougher 1-3		7.0	14.9	0.04	0.22	32.60	106	0.040	26.0	28.1	78.7	0.8	5.7	5.0	63.9	6.3	65.8	40.4
Py Rougher Feed		90.2	0.042	0.02	0.02	2.81	2	0.025	0.46	2.76	2.9	6.3	5.7	5.6	17.8	50.6	15.0	50.8
Py Rougher 1		1.4	0.39	0.08	0.11	24.70	10	0.029	15.1	17.5	0.4	0.3	0.6	0.8	1.2	0.9	7.7	5.1
Py Rougher 1-2		2.5	0.36	0.09	0.11	22.65	10	0.039	10.2	13.1	0.7	0.7	1.0	1.3	2.2	2.2	9.2	6.7
Deslime Feed		87.7	0.033	0.02	0.015	2.24	2	0.025	0.18	2.47	2.2	5.6	4.7	4.3	15.6	48.4	5.8	44.0
Sn Rougher Feed		68.5	0.026	0.02	0.011	2.45	2	0.025	0.18	2.24	1.3	4.4	2.6	3.7	12.3	38.5	4.4	31.2
Sn Rougher 1		0.5	0.061	0.02	0.035	2.98	5	0.055	0.34	3.78	0.0	0.0	0.1	0.0	0.2	0.7	0.1	0.4
Sn Rougher 1-2		2.0	0.050	0.03	0.023	2.62	5	0.053	0.30	3.37	0.1	0.2	0.2	0.1	0.9	2.4	0.2	1.4
Sn Rougher 1-3		3.8	0.046	0.03	0.024	2.55	4	0.045	0.34	3.35	0.1	0.3	0.3	0.2	1.3	3.8	0.5	2.6
Sn Rougher Tail		64.7	0.03	0.021	0.010	2.44	2	0.024	0.17	2.17	1.2	4.1	2.3	3.5	11.0	34.7	3.9	28.6
Head (calc.)		100.0	1.34	0.33	0.28	45.56	12	0.045	2.79	4.91	100.0	100.0	100.0	100.0	100.0	100.0	100.0	100.0

Test No.: F9A **Project No.**: 13589-001 **Operator**: CC/TM **Date**: June 5th, 2012

Purpose: As F8 + CuPb separation with NaCN, Sn flotation with 1682 and A845, no deslime, no pyrite float
Zn rougher kinetics, Sn float

Procedure: As outlined below.

50244-001

Feed: 2 x 2 kg of minus 10 mesh Overall Comp (location in a drum on a skid in the freezer)

Primary Grind: 30 minutes / 2 kg @ 65% solids in laboratory ball mill (BM#1). P80 = 96 µm

CuPb Regrind 10 minutes / 2 x CuPb Ro Conc 1-3 @ 65% solids in laboratory pebble mill. P80 = 23 µm

Conditions:

	Reagents added, grams per tonne							Time, minutes				
Stage	$Ca(OH)_2$	$ZnSO_4$	3418A	$CuSO_4$	5100	NaCN	MIBC	Grind	Cond.	Froth	pH	Ep (mV)
Grind (BM#1)	200	-	-	-	-	-	-	30			8.2	+100
CuPb Rougher (Based on 2kg of feed)												
Aeration	-	-	-	-	-	-	-		5		8.2	+140
CuPb Rougher 1	270	-	5	-	-	-	12.5		1	1	9.5	+80
CuPb Rougher 2	-	-	2.5	-	-	-	5		1	2	9.2	+120
CuPb Rougher 3	-	-	2.5	-	-	-	5		1	3	9.0	+140
CuPb Cleaner (combine 2 x CuPb Rougher concentrates)												
Regrind (PM)	75	50	5	-	-	-	-	10			9.8	+140
CuPb 1st Cleaner	5	-	-	-	-	-	5		1	4	10.0	+100
CuPb 2nd Cleaner	12.5	-	2.5	-	-	-	6.25		1	3	10.0	+100
CuPb 3rd Cleaner	17.5	-	2.5	-	-	-	5		1	2	10.0	+100
CuPb Separation (CuPb 3rd Cleaner Concentrate)												
											8.0	+160
Pb Rougher 1	-	-	2.5	-	-	162.5	5		1	1	10.2	-300
Pb Rougher 2	-	-	-	-	-	-	-			1		-300
Pb Rougher 3	-	-	-	-	-	-	-			1		-300
Zn Rougher (Based on 2kg of feed)												
Condition	1750	-	-	250	-	-	-		3		11.5	+50
Zn Rougher 1	-	-	-	-	10	-	10		1	2	11.5	+50
Zn Rougher 2	-	-	-	-	10	-	5		1	2	11.3	+75
Zn Rougher 3	-	-	-	-	5	-	5		1	4	11.2	+75
Total	2330	50	23	250	25	162.5	63.8					
				Flotinor								
			H_2SiF_6	**1682**	**A845**		**MIBC**					
Sn Rougher			23%									
Condition	-	-	1725		-	-	-		3		3.5	300
Sn Rougher 1	-	-	-	150	150	-	2.5		1	2	4.0	150
Sn Rougher 2	-	-	575	100	100	-			1	2	4.0	+175
Sn Rougher 3	-	-	575	50	50	-			1	4	4.0	+200
Total	0	0	2875	300	300	0	3	40	24	34		

* as required

Stage	Roughers	CuPb 1st Cl	CuPb 2nd-3rd Cl
Flotation Cell # 8	1000g-D1	500g-D1	250g-D1
Speed: rpm	1800	1500	1200

Test No.: F9A **Project No.**: 13589-001 **Operator**: CC/TM **Date**: June 5th, 2012

Metallurgical Balance

Product	Weight		Assays %, g/t								% Distribution							
	g	%	Zn	Pb	Cu	Ag	In	Sn	S	Fe	Zn	Pb	Cu	Ag	In	Sn	S	Fe
Pb Rougher 1	9.1	0.5	3.75	43.9	12.7	3000	74	0.81	20.8	13.3	1.2	64.3	22.0	44.8	2.9	8.6	3.4	1.3
Pb Rougher 2	4.1	0.2	5.32	24.9	19.3	2200	90	1.19	25.7	19.4	0.8	16.2	14.8	14.6	1.6	5.6	1.9	0.8
Pb Rougher 3	1.5	0.1	7.00	3.00	21.0	1000	125	1.50	27.1	22.0	0.4	0.7	5.8	2.4	0.8	2.5	0.7	0.3
Pb Ro Tl (Cu Conc)	8.1	0.4	11.8	2.43	23.0	500	184	1.88	31.9	24.8	3.4	3.2	35.4	6.6	6.4	17.8	4.7	2.1
CuPb 3rd Cl Tail	3.6	0.2	18.2	7.51	9.04	1200	65	0.90	27.6	20.3	2.3	4.3	6.2	7.1	1.0	3.8	1.8	0.8
CuPb 2nd Cl Tail	2.8	0.1	15.1	3.28	4.51	400	20	0.40	20.8	18.0	1.5	1.5	2.4	1.8	0.2	1.3	1.0	0.5
Zn Rougher 1	73.0	3.7	31.3	0.077	0.31	56.6	246	0.060	28.6	21.8	81.3	0.9	4.3	6.8	76.5	5.1	37.6	16.5
Zn Rougher 2	43.0	2.2	3.21	0.095	0.24	47.2	27	0.029	28.6	43.5	4.9	0.7	2.0	3.3	4.9	1.5	22.1	19.4
Zn Rougher 3	28.9	1.5	1.27	0.12	0.24	42.6	12	0.052	17.1	24.5	1.3	0.6	1.3	2.0	1.5	1.8	8.9	7.4
Sn Rougher 1	27.2	1.4	0.11	0.041	0.056	5.61	1.4	0.041	1.93	5.10	0.1	0.2	0.3	0.3	0.2	1.3	0.9	1.4
Sn Rougher 2	76.9	3.9	0.078	0.033	0.040	5.81	0.9	0.030	1.97	4.41	0.2	0.4	0.6	0.7	0.3	2.7	2.7	3.5
Sn Rougher 3	120.5	6.1	0.091	0.038	0.034	5.93	1.0	0.025	1.69	4.75	0.4	0.7	0.8	1.2	0.5	3.5	3.7	5.9
Sn Rougher Tail	1586.7	79.9	0.039	0.025	0.014	3.19	0.5	0.024	0.37	2.43	2.2	6.4	4.2	8.3	3.4	44.5	10.6	40.0
Head (calc.)	1985.3	100.0	1.42	0.31	0.27	30.7	11.8	0.043	2.80	4.85	100.0	100.0	100.0	100.0	100.0	100.0	100.0	100.0
(direct)			1.36	0.31	0.27	41.6	11.4	0.040	2.81	4.70								
Combined Products				Estimated value - Insufficient sample mass														
Pb Rougher 1	0.5		3.75	43.9	12.7	3000	73.7	0.81	20.8	13.3	1.2	64.3	22.0	44.8	2.9	8.6	3.4	1.3
Pb Rougher 1-2	**0.7**		**4.23**	**38.0**	**14.7**	**2754**	**78.7**	**0.93**	**22.3**	**15.2**	**2.0**	**80.5**	**36.8**	**59.4**	**4.4**	**14.2**	**5.3**	**2.1**
Pb Rougher 1-3	0.7		4.51	34.6	15.4	2579	83.3	0.98	22.8	15.9	2.3	81.2	42.6	61.8	5.2	16.8	6.0	2.4
Cu Conc (Pb Rougher Tail)	**0.4**		**11.8**	**2.43**	**23.0**	**500**	**184**	**1.88**	**31.9**	**24.8**	**3.4**	**3.2**	**35.4**	**6.6**	**6.4**	**17.8**	**4.7**	**2.1**
CuPb 3rd Cl Conc	1.1		7.11	23.1	18.1	1837	119	1.30	26.0	19.0	5.7	84.3	78.0	68.5	11.5	34.6	10.6	4.5
CuPb 2nd Cl Conc	1.3		8.63	21.0	16.8	1750	112	1.25	26.3	19.2	8.1	88.7	84.2	75.6	12.5	38.4	12.4	5.2
CuPb 1st Cl Conc	1.5		9.25	19.3	15.7	1620	103	1.17	25.7	19.1	9.6	90.2	86.6	77.4	12.8	39.7	13.5	5.8
Zn Rougher Feed	98.5		1.30	0.031	0.036	7.04	10.5	0.026	2.46	4.64	90.4	9.8	13.4	22.6	87.2	60.3	86.5	94.2
Zn Rougher 1	3.7		31.3	0.077	0.31	56.6	246	0.060	28.6	21.8	81.3	0.9	4.3	6.8	76.5	5.1	37.6	16.5
Zn Rougher 1-2	5.8		20.9	0.084	0.28	53.1	165	0.049	28.6	29.8	86.2	1.6	6.3	10.1	81.4	6.6	59.7	35.9
Zn Rougher 1-3	7.3		17.0	0.091	0.28	51.0	134	0.049	26.3	28.8	87.5	2.1	7.6	12.1	82.9	8.3	68.6	43.3
Sn Rougher Feed	91.2		0.045	0.026	0.017	3.52	0.56	0.025	0.55	2.71	2.9	7.7	5.9	10.5	4.4	52.0	17.9	50.9
Sn Rougher 1	1.4		0.11	0.041	0.056	5.61	1.40	0.041	1.93	5.10	0.1	0.2	0.3	0.3	0.2	1.3	0.9	1.4
Sn Rougher 1-2	5.2		0.086	0.035	0.044	5.76	1.03	0.033	1.96	4.59	0.3	0.6	0.9	1.0	0.5	4.0	3.7	5.0
Sn Rougher 1-3	11.3		0.089	0.037	0.039	5.85	1.01	0.029	1.81	4.68	0.7	1.3	1.7	2.2	1.0	7.5	7.3	10.9
Sn Rougher Tail	79.9		0.039	0.025	0.014	3.19	0.50	0.024	0.37	2.43	2.2	6.4	4.2	8.3	3.4	44.5	10.6	40.0
Head (calc.)	100.0		1.42	0.31	0.27	30.7	11.8	0.043	2.80	4.85	100.0	100.0	100.0	100.0	100.0	100.0	100.0	100.0

Test No.: F9B **Project No.**: 13589-001 **Operator**: CC/TM **Date**: June 5th, 2012

Purpose: As F8 + CuPb separation with NaCN, Zn cleaner, no Sn flotation
Zn cleaner, no Sn flotation

Procedure: As outlined below.

Feed: 2 x 2 kg of minus 10 mesh 50244-001 Overall Comp (location in a drum on a skid in the freezer)

Primary Grind: 30 minutes / 2 kg @ 65% solids in laboratory ball mill (BM#1). P80 = 100 µm

CuPb Regrind 10 minutes / 2 x CuPb Ro Conc 1-3 @ 65% solids in laboratory pebble mill. P80 = 23 µm
Zn Regrind 10 minutes / 1 x Zn Ro Conc 1-3 @ 65% solids in laboratory pebble mill. P80 = 16 µm

Conditions:

	Reagents added, grams per tonne							Time, minutes				
Stage	$Ca(OH)_2$	$ZnSO_4$	3418A	$CuSO_4$	5100	NaCN	MIBC	Grind	Cond.	Froth	pH	Ep (mV)
Grind (BM#1)	200	-	-	-	-	-	-	30			8.2	+100
CuPb Rougher (Based on 2kg of feed)												
Aeration	-	-	-	-	-	-	-		5		8.2	+140
CuPb Rougher 1	270	-	5	-	-	-	12.5		1	1	9.5	+80
CuPb Rougher 2	-	-	2.5	-	-	-	5		1	2	9.2	+120
CuPb Rougher 3	-	-	2.5	-	-	-	5		1	3	9.0	+140
CuPb Cleaner (combine 2 x CuPb Rougher concentrates)												
Regrind (PM)	75	50	5	-	-	-	-	10			9.8	+140
CuPb 1st Cleaner	5	-	-	-	-	-	5		1	4	10.0	+100
CuPb 2nd Cleaner	12.5	-	2.5	-	-	-	5		1	3	10.0	+100
CuPb 3rd Cleaner	17.5	-	2.5	-	-	-	5		1	2	10.0	+100
CuPb Separation (CuPb 3rd Cleaner Concentrate)												
											8.0	+160
Pb Rougher 1	-	-	2.5	-	-	162.5	5		1	1	10.2	-300
Pb Rougher 2	-	-	-	-	-	-	-			1		
Pb Rougher 3	-	-	-	-	-	-	-			1		
Zn Rougher (Based on 2kg of feed)												
Condition	1750	-	-	250	-	-	-		3		11.5	+50
Zn Rougher 1	-	-	-	-	10	-	10		1	2	11.5	+50
Zn Rougher 2	-	-	-	-	10	-	5		1	2	11.3	+50
Zn Rougher 3	-	-	-	-	5	-	5		1	4	11.2	+75
Zn Cleaner (Zn Ro Conc 1-3 from one 2kg charge)												
Regrind	500	-	-	50	-	-	-	10			11.0	+50
Zn 1st Cleaner	990	-	-	-	10	-	10		1	5	11.8	+25
Zn 2nd Cleaner	235	-	-	-	10	-	10		1	4	11.8	+50
Zn 3rd Cleaner	320	-	-	-	5	-	10		1	3	11.8	+50
Total	4375	50	23	300	50	163	93	50	21	38		

* as required

Stage	Roughers	CuPbZn 1st Cl	CuPbZn 2nd-3rd Cl
Flotation Cell # 8	1000g-D1	500g-D1	250g-D1
Speed: rpm	1800	1500	1200

Test No.: F9B **Project No.**: 13589-001 **Operator**: CC/TM **Date**: June 5th, 2012

Metallurgical Balance

Product	Weight		Assays %, g/t								% Distribution							
	g	%	Zn	Pb	Cu	Ag	In	Sn	S	Fe	Zn	Pb	Cu	Ag	In	Sn	S	Fe
Pb Rougher 1	9.1	0.5	3.75	43.9	12.7	3000	74	0.81	20.8	13.3	1.3	62.9	21.9	45.3	2.8	8.9	3.5	1.2
Pb Rougher 2	4.1	0.2	5.32	24.9	19.3	2200	90	1.19	25.7	19.4	0.8	15.9	14.8	14.8	1.5	5.8	1.9	0.8
Pb Rougher 3	1.5	0.1	7.00	10.0	21.0	1000	125	1.50	27.1	22.0	0.4	2.3	5.8	2.4	0.8	2.6	0.7	0.3
Pb Ro Tl (Cu Conc)	8.1	0.4	11.8	2.43	23.0	500	184	1.88	31.9	24.8	3.6	3.1	35.3	6.7	6.2	18.5	4.7	2.0
CuPb 3rd Cl Tail	3.6	0.2	18.2	7.51	9.04	1200	65	0.90	27.6	20.3	2.4	4.3	6.2	7.2	1.0	3.9	1.8	0.7
CuPb 2nd Cl Tail	2.8	0.1	15.1	3.28	4.51	400	20	0.40	20.8	18.0	1.6	1.4	2.4	1.9	0.2	1.4	1.1	0.5
Zn 3rd Clnr Conc	44.2	2.2	47.6	0.44	0.42	83.6	399	0.060	33.1	15.4	78.7	3.1	3.5	6.1	73.2	3.2	26.8	6.9
Zn 3rd Clnr Tail	7.6	0.4	10.8	0.046	0.35	63.9	100	<0.002	29.8	39.9	3.1	0.1	0.5	0.8	3.2	0.0	4.2	3.1
Zn 2nd Clnr Tail	13.4	0.7	5.19	0.15	0.28	48.0	50	0.017	24.7	35.3	2.6	0.3	0.7	1.1	2.8	0.3	6.1	4.8
Zn 1st Clnr Tail	84.1	4.2	0.68	0.073	0.12	21.7	6.7	0.022	15.0	24.2	2.1	1.0	1.9	3.0	2.3	2.2	23.1	20.7
Zn Rougher Tail	1823.7	91.1	0.051	0.020	0.020	3.51	0.8	0.024	0.78	3.17	3.5	5.7	6.9	10.6	6.1	53.1	26.1	58.8
Head (calc.)	2002.1	100.0	1.34	0.32	0.26	30.1	12.0	0.041	2.72	4.91	100.0	100.0	100.0	100.0	100.0	100.0	100.0	100.0
(direct)			1.36	0.31	0.27	41.6	11.4	0.040	2.81	4.70								
Combined Products				Estimated value - Insufficient sample mass														
Pb Rougher 1	0.5		3.75	43.9	12.7	3000	73.7	0.81	20.8	13.3	1.3	62.9	21.9	45.3	2.8	8.9	3.5	1.2
Pb Rougher 1-2	**0.7**		**4.23**	**38.0**	**14.7**	**2754**	**78.7**	**0.93**	**22.3**	**15.2**	**2.1**	**78.8**	**36.7**	**60.1**	**4.3**	**14.8**	**5.4**	**2.0**
Pb Rougher 1-3	0.7		4.51	35.3	15.4	2579	83.3	0.98	22.8	15.9	2.5	81.1	42.5	62.6	5.1	17.4	6.1	2.4
Cu Conc (Pb Rougher Tail)	**0.4**		**11.8**	**2.43**	**23.0**	**500**	**184**	**1.88**	**31.9**	**24.8**	**3.6**	**3.1**	**35.3**	**6.7**	**6.2**	**18.5**	**4.7**	**2.0**
CuPb 3rd Cl Conc	1.1		7.11	23.5	18.1	1837	119	1.30	26.0	19.0	6.0	84.2	77.9	69.3	11.2	35.9	10.8	4.4
CuPb 2nd Cl Conc	1.3		8.63	21.4	16.8	1750	112	1.25	26.3	19.2	8.5	88.4	84.0	76.5	12.2	39.8	12.7	5.1
CuPb 1st Cl Conc	1.5		9.25	19.6	15.7	1620	103	1.17	25.7	19.1	10.1	89.9	86.4	78.3	12.4	41.2	13.7	5.7
Zn Rougher Feed	98.5		1.22	0.033	0.036	6.61	10.7	0.025	2.38	4.70	89.9	10.1	13.6	21.7	87.6	58.8	86.3	94.3
Zn 3rd Clnr Conc	**2.2**		**47.6**	**0.44**	**0.42**	**83.6**	**399**	**0.060**	**33.1**	**15.4**	**78.7**	**3.1**	**3.5**	**6.1**	**73.2**	**3.2**	**26.8**	**6.9**
Zn 2nd Clnr Conc	2.6		42.2	0.38	0.41	80.7	355	0.051	32.6	19.0	81.7	3.1	4.0	6.9	76.4	3.2	31.0	10.0
Zn 1st Clnr Conc	3.3		34.6	0.33	0.38	74.0	292	0.044	31.0	22.3	84.3	3.4	4.7	8.0	79.2	3.5	37.1	14.8
Zn Rougher Conc	7.5		15.5	0.19	0.235	44.5	131	0.032	22.0	23.4	86.5	4.4	6.7	11.0	81.5	5.8	60.2	35.5
Zn Rougher Tail	91.1		0.051	0.020	0.020	3.51	0.80	0.024	0.78	3.17	3.5	5.7	6.9	10.6	6.1	53.1	26.1	58.8
Head (calc.)	100.0		1.34	0.32	0.263	30.1	12.0	0.041	2.72	4.91	100.0	100.0	100.0	100.0	100.0	100.0	100.0	100.0

Test No.: F10 **Project No.**: 13589-001 **Operator**: CC **Date**: June 27th 2012

Purpose: As F9B, add NaCN to regrind
Zn cleaner, no Sn flotation

Procedure: As outlined below.

Feed: 2 x 2 kg of minus 10 mesh 50244-001 Overall Comp (location in a drum on a skid in the freezer)

Primary Grind: 30 minutes / 2 kg @ 65% solids in laboratory ball mill (BM#1). P80 = 100 µm

CuPb Regrind 10 minutes / 2 x CuPb Ro Conc 1-3 @ 65% solids in laboratory pebble mill. P80 = 33 µm
Zn Regrind 10 minutes / 1 x Zn Ro Conc 1-3 @ 65% solids in laboratory pebble mill. P80 = 23 µm

Conditions:

	Reagents added, grams per tonne							Time, minutes				
Stage	$Ca(OH)_2$	$ZnSO_4$	3418A	$CuSO_4$	5100	NaCN	MIBC	Grind	Cond.	Froth	pH	Ep (mV)
Grind (BM#1)	200	-	-	-	-	-	-	30			7.6	-60
CuPb Rougher (Based on 4kg of Feed)												
Aeration	-	-	-	-	-	-	-		5		8.2	+20
CuPb Rougher 1	270	-	5	-	-	-	12.5		1	1	9.5	0
CuPb Rougher 2	-	-	2.5	-	-	-	5		1	2	9.2	+20
CuPb Rougher 3	-	-	2.5	-	-	-	5		1	3	9.0	+20
CuPb Cleaner (Based on 4Kg CuPb Rougher concentrates)												
Regrind (PM)	75	75	5	-	-	25	-	10			9.6	0
CuPb 1st Cleaner	5	-	-	-	-	-	5		1	4	10.0	-20
CuPb 2nd Cleaner	12.5	-	2.5	-	-	-	5		1	3	10.0	-40
CuPb 3rd Cleaner	17.5	-	2.5	-	-	-	5		1	2	10.0	-40
CuPb Separation (CuPb 3rd Cleaner Concentrate)												
											7.8	+80
Pb Rougher 1	-	-	2.5	-	-	275	5		1	1	10.2	-400
Pb Rougher 2	-	-	-	-	-	-	-			1	10.2	-400
Pb Rougher 3	-	-	-	-	-	-	-			1	10.2	-400
Zn Rougher (CuPb Rougher + 1st Cleaner Tail per 4kg of feed)												
Condition	1750	-	-	250	-	-	-		3		11.5	-40
Zn Rougher 1	-	-	-	-	10	-	10		1	2	11.5	-40
Zn Rougher 2	-	-	-	-	10	-	5		1	2	11.1	-20
Zn Rougher 3	-	-	-	-	5	-	5		1	4	10.9	+20
Zn Cleaner (2 x Zn Ro Conc 1-3)												
Regrind	500	-	-	50	-	-	-	15			11.6	-50
Zn 1st Cleaner	50	-	-	-	5	-	5		1	5	11.8	-50
Zn 2nd Cleaner	190	-	-	-	2.5	-	5		1	4	11.8	-40
Zn 3rd Cleaner	250	-	-	-	-	-	5		1	3	11.8	-30
Total	3320	75	23	300	33	300	78	55	21	38		

* as required

Stage	Roughers	CuPb, Zn 1st Cl	CuPb, Zn 2nd-3rd Cl	Pb Rougher, Cl
Flotation Cell # 8	2000g-D1	500g-D1	500g-D1	250g-D1
Speed: rpm	1500	1500	1500	1200

Test No.: F10 **Project No.**: 13589-001 **Operator**: CC **Date**: June 27th 2012

Metallurgical Balance

Product	Weight		Assays %, g/t								% Distribution							
	g	%	Zn	Pb	Cu	Ag	In	Sn	S	Fe	Zn	Pb	Cu	Ag	In	Sn	S	Fe
Pb Rougher 1	17.1	0.4	1.27	55.6	9.28	5165	45	0.57	17.7	10.0	0.4	73.1	14.9	55.2	1.6	6.3	2.9	0.9
Pb Rougher 2	3.2	0.1	1.64	48.0	11.9	2500	50	0.80	19.2	12.7	0.1	11.8	3.6	5.0	0.3	1.7	0.6	0.2
Pb Rougher 3	1.6	0.0	2.55	16.5	23.5	1800	60	1.00	25.0	22.8	0.1	2.0	3.5	1.8	0.2	1.0	0.4	0.2
Pb Ro Tl (Cu Conc)	16.0	0.4	3.06	0.88	31.1	1201	158	1.96	32.0	28.2	0.9	1.1	46.8	12.0	5.2	20.2	4.8	2.3
CuPb 3rd Cl Tail	2.2	0.1	10.8	4.95	6.41	1500	60	0.80	19.0	17.4	0.4	0.8	1.3	2.1	0.3	1.1	0.4	0.2
CuPb 2nd Cl Tail	7.0	0.2	9.23	2.21	4.37	455	93	0.47	14.2	13.6	1.2	1.2	2.9	2.0	1.4	2.1	0.9	0.5
Zn 3rd Clnr Conc	164.8	4.1	30.7	0.38	1.08	110	248	0.060	33.6	30.9	92.3	4.8	16.7	11.3	84.8	6.4	52.4	26.2
Zn 3rd Clnr Tail	23.4	0.6	1.57	<0.01	0.41	38.4	15	0.044	28.1	44.3	0.7	0.0	0.9	0.6	0.7	0.7	6.2	5.3
Zn 2nd Clnr Tail	34.8	0.9	1.08	<0.01	0.38	35.5	11	0.048	16.4	26.6	0.7	0.0	1.2	0.8	0.8	1.1	5.4	4.8
Zn 1st Clnr Tail	144.8	3.6	0.33	<0.01	0.15	21.0	<3	0.040	6.05	10.8	0.9	0.1	2.0	1.9	0.9	3.7	8.3	8.1
Zn Rougher Tail	3593.1	89.6	0.036	0.018	0.018	3.30	<1	0.024	0.52	2.77	2.4	5.0	6.1	7.4	3.7	55.7	17.7	51.3
Head (calc.)	4008.0	100.0	1.37	0.32	0.27	39.9	12.0	0.039	2.64	4.84	100.0	100.0	100.0	100.0	100.0	100.0	100.0	100.0
(direct)			1.36	0.31	0.27	41.6	11.4	0.040	2.81	4.70								
Combined Products				Estimated value - Insufficient sample mass														
Pb Rougher 1		0.4	1.27	55.6	9.3	5165	45.0	0.57	17.7	10.0	0.4	73.1	14.9	55.2	1.6	6.3	2.9	0.9
Pb Rougher 1-2		**0.5**	**1.33**	**54.4**	**9.7**	**4745**	**45.8**	**0.61**	**17.9**	**10.4**	**0.5**	**84.9**	**18.5**	**60.2**	**1.9**	**7.9**	**3.4**	**1.1**
Pb Rougher 1-3		0.5	1.42	51.6	10.7	4530	46.8	0.64	18.5	11.3	0.6	86.9	22.0	62.0	2.1	9.0	3.8	1.3
Cu Conc (Pb Rougher Tail)		**0.4**	**3.06**	**0.9**	**31.1**	**1201**	**158**	**1.96**	**32.0**	**28.2**	**0.9**	**1.1**	**46.8**	**12.0**	**5.2**	**20.2**	**4.8**	**2.3**
CuPb 3rd Cl Conc		0.9	2.11	30.2	19.3	3124	94	1.19	24.2	18.5	1.5	88.0	68.8	74.0	7.4	29.2	8.7	3.6
CuPb 2nd Cl Conc		1.0	2.59	28.8	18.6	3035	92	1.17	23.9	18.4	1.9	88.9	70.1	76.0	7.7	30.4	9.1	3.8
CuPb 1st Cl Conc		1.2	3.57	24.9	16.5	2652	92	1.07	22.4	17.7	3.1	90.1	73.0	78.0	9.0	32.5	10.0	4.3
Zn Rougher Feed		98.8	1.34	0.033	0.073	8.9	11.1	0.026	2.40	4.69	96.9	9.9	27.0	22.0	91.0	67.5	90.0	95.7
Zn 3rd Clnr Conc		**4.1**	**30.7**	**0.38**	**1.08**	**110.0**	**248**	**0.060**	**33.6**	**30.9**	**92.3**	**4.8**	**16.7**	**11.3**	**84.8**	**6.4**	**52.4**	**26.2**
Zn 2nd Clnr Conc		4.7	27.1	0.33	1.00	101.1	219	0.058	32.9	32.6	93.0	4.8	17.6	11.9	85.6	7.0	58.6	31.6
Zn 1st Clnr Conc		5.6	23.0	0.28	0.90	90.9	187	0.056	30.3	31.6	93.7	4.9	18.9	12.7	86.4	8.1	64.0	36.4
Zn Rougher Conc		9.2	14.1	0.18	0.605	63.4	114	0.050	20.8	23.4	94.6	5.0	20.9	14.6	87.3	11.9	72.3	44.4
Zn Rougher Tail		89.6	0.036	0.018	0.018	3.3	0.5	0.024	0.52	2.77	2.4	5.0	6.1	7.4	3.7	55.7	17.7	51.3
Head (calc.)		100.0	1.37	0.32	0.265	39.9	12.0	0.039	2.64	4.84	100.0	100.0	100.0	100.0	100.0	100.0	100.0	100.0

Test No.: F11 **Project No.**: 13589-001 **Operator**: CC **Date**: July 11th 2012

Purpose: As F10, less NaCN with finer regrinds

Procedure: As outlined below.

Feed: 2 x 2 kg of minus 10 mesh 50244-001 Overall Comp (location in a drum on a skid in the freezer)

Primary Grind: 30 minutes / 2 kg @ 65% solids in laboratory ball mill (BM#1). P80 = µm

CuPb Regrind 20 minutes / 2 x CuPb Ro Conc 1-3 @ 65% solids in laboratory pebble mill. P80 = 14 µm
Zn Regrind 20 minutes / 1 x Zn Ro Conc 1-3 @ 65% solids in laboratory pebble mill. P80 = 20 µm

Conditions:

	Reagents added, grams per tonne							Time, minutes				
Stage	$Ca(OH)_2$	$ZnSO_4$	3418A	$CuSO_4$	5100	NaCN	MIBC	Grind	Cond.	Froth	pH	Ep (mV)
Grind (BM#1)	200	-	-	-	-	-	-	30			7.8	-40
CuPb Rougher (Based on 4kg of Feed)												
Aeration	-	-	-	-	-	-	-		5		7.8	+100
CuPb Rougher 1	313	-	5	-	-	-	12.5		1	1	9.5	+80
CuPb Rougher 2	-	-	2.5	-	-	-	5		1	2	9.2	+120
CuPb Rougher 3	-	-	2.5	-	-	-	5		1	3	9.0	+140
CuPb Cleaner (Based on 4Kg CuPb Rougher concentrates)												
Regrind (PM)	75	75	5	-	-	12.5	-	20			9.2	+100
CuPb 1st Cleaner	20	-	-	-	-	-	5		1	4	10.0	+60
CuPb 2nd Cleaner	12.0	-	2.5	-	-	-	5		1	3	10.0	+60
CuPb 3rd Cleaner	25	-	2.5	-	-	-	5		1	2	10.0	+60
CuPb Separation (CuPb 3rd Cleaner Concentrate)												
											8.0	+140
Pb Rougher 1	-	-	2.5	-	-	355	5		1	1	10.6	-380
Pb Rougher 2	-	-	-	-	-	-	-			1		
Pb Rougher 3	-	-	-	-	-	-	-			1		
Pb Cleaner (Pb Rougher Concentrate)												
Pb Cleaner	-	-	2.5	-	-	162.5	5		1	2	10.6	-380
Zn Rougher (CuPb Rougher + 1st Cleaner Tail per 4kg of feed)												
Condition	1450	-	-	250	-	-	-		3		11.5	+50
Zn Rougher 1	-	-	-	-	10	-	10		1	2	11.5	+20
Zn Rougher 2	-	-	-	-	10	-	5		1	2	11.3	+50
Zn Rougher 3	-	-	-	-	5	-	5		1	4	11.2	+75
Zn Cleaner (2 x Zn Ro Conc 1-3)												
Regrind	500	-	-	50	-	-	-	20			11.5	+20
Zn 1st Cleaner	20	-	-	-	5	-	5		1	5	11.8	0
Zn 2nd Cleaner	168	-	-	-	5	-	5		1	4	11.8	+10
Zn 3rd Cleaner	250	-	-	-	2.5	-	5		1	3	11.8	+20
Zn 4th Cleaner	250	-	-	-	-	-	5		1	3	11.8	+20
Total	3283	75	25	300	38	530	88	70	23	43		

* as required

Stage	Roughers	CuPb, Zn 1st Cl	CuPb, Zn 2nd-3rd Cl	Pb Rougher, Cl
Flotation Cell # 8	2000g-D2	500g-D1	500g-D1	250g-D1
Speed: rpm	1500	1500	1500	1200

Test No.: F11 **Project No.**: 13589-001 **Operator**: CC **Date**: July 11th 2012

Metallurgical Balance

Product	Weight		Assays %, g/t								% Distribution							
	g	%	Zn	Pb	Cu	Ag	In	Sn	S	Fe	Zn	Pb	Cu	Ag	In	Sn	S	Fe
Pb Cleaner Conc	14.2	0.4	0.76	67.9	4.00	nss	nss	0.36	14.0	4.7	0.2	72.7	5.7	-	-	3.2	1.8	-
Pb Cleaner Tail	5.7	0.1	2.61	14.1	24.1	nss	nss	1.00	27.8	22.6	0.3	6.1	13.8	-	-	3.6	1.4	-
Pb Ro Tl (Cu Conc)	20.9	0.5	3.77	3.88	27.9	nss	< 50	2.04	31.4	25.5	1.5	6.1	58.5	-	-	26.8	6.0	-
CuPb 3rd Cl Tail	1.1	0.0	11.0	4.00	6.00	nss	nss	0.80	17.9	nss	0.2	0.3	0.7	-	-	0.6	0.2	-
CuPb 2nd Cl Tail	4.0	0.1	10.1	2.13	5.17	nss	nss	0.40	16.5	14.0	0.8	0.6	2.1	-	-	1.0	0.6	-
Zn 4th Clnr Conc	115.9	2.9	41.0	0.54	0.69	110	329	0.080	33.9	20.1	89.9	4.7	8.0	-	-	5.8	35.9	-
Zn 4th Clnr Tail	8.3	0.2	3.30	0.17	0.48	69.3	< 50	0.038	33.8	45.6	0.5	0.1	0.4	-	-	0.2	2.6	-
Zn 3rd Clnr Tail	19.6	0.5	2.58	0.18	0.49	55.1	< 50	0.051	30.2	44.9	1.0	0.3	1.0	-	-	0.6	5.4	-
Zn 2nd Clnr Tail	34.1	0.9	1.25	0.12	0.36	36.8	< 50	0.037	22.4	33.8	0.8	0.3	1.2	-	-	0.8	7.0	-
Zn 1st Clnr Tail	141.6	3.5	0.43	0.08	0.15	21.2	< 50	0.030	14.8	23.5	1.2	0.8	2.1	-	-	2.7	19.2	-
Zn Rougher Tail	3634.2	90.9	0.053	0.029	0.018	3.30	< 50	0.024	0.60	2.88	3.6	7.9	6.6	-	-	54.8	19.9	-
Head (calc.)	3999.6	100.0	1.32	0.33	0.25	-	-	0.040	2.74	-	100.0	100.0	100.0	-	-	100.0	100.0	-
(direct)			1.36	0.31	0.27	41.6	11.4	0.040	2.81	4.70								
Combined Products				Estimated value - Insufficient sample mass														
Pb Cleaner Conc	**0.4**		**0.76**	**67.9**	**4.00**	**-**	**-**	**0.36**	**14.0**	**4.7**	**0.2**	**72.7**	**5.7**	**-**	**-**	**3.2**	**1.8**	**-**
Pb Rougher Conc	0.5		1.29	52.5	9.76	-	-	0.54	18.0	9.8	0.5	78.7	19.5	-	-	6.8	3.3	-
Cu Conc (Pb Ro + Pb Cl Tail)	**0.7**		**3.52**	**6.07**	**27.1**	**-**	**-**	**1.82**	**30.6**	**24.9**	**1.8**	**12.2**	**72.3**	**-**	**-**	**30.4**	**7.4**	**-**
CuPb 3rd Cl Conc	1.0		2.56	27.6	19.1	-	-	1.31	24.8	17.9	2.0	84.9	78.0	-	-	33.6	9.3	-
CuPb 2nd Cl Conc	1.0		2.78	27.0	18.7	-	-	1.30	24.7	-	2.2	85.2	78.6	-	-	34.1	9.4	-
CuPb 1st Cl Conc	1.1		3.42	24.8	17.5	-	-	1.22	23.9	-	3.0	85.8	80.7	-	-	35.1	10.0	-
Zn Rougher Feed	98.9		1.30	0.048	0.049	7.8	-	0.026	2.49	4.69	97.0	14.2	19.3	-	-	64.9	90.0	-
Zn 4th Clnr Conc	**2.9**		**41.0**	**0.54**	**0.69**	**110**	**329**	**0.080**	**33.9**	**20.1**	**89.9**	**4.7**	**8.0**	**-**	**-**	**5.8**	**35.9**	**-**
Zn 3rd Clnr Conc	3.1		38.5	0.52	0.68	107	-	0.077	33.9	21.8	90.5	4.8	8.4	-	-	6.0	38.5	-
Zn 2nd Clnr Conc	3.6		33.6	0.47	0.65	100	-	0.074	33.4	25.0	91.4	5.1	9.4	-	-	6.6	43.9	-
Zn 1st Clnr Conc	4.4		27.4	0.40	0.59	88	-	0.067	31.3	26.6	92.2	5.4	10.6	-	-	7.4	50.9	-
Zn Rougher Conc	8.0		15.4	0.26	0.398	58	-	0.050	24.0	25.3	93.4	6.2	12.7	-	-	10.1	70.0	-
Zn Rougher Tail	90.9		0.053	0.029	0.018	3.30	-	0.024	0.60	2.88	3.6	7.9	6.6	-	-	54.8	19.9	-
Head (calc.)	100.0		1.32	0.33	0.25	-	-	0.040	2.74	-	100.0	100.0	100.0	-	-	100.0	100.0	-

Test No.: F18 **Project No.**: 13589-001 **Operator**: CC **Date**: Sept.19th, 2012

Purpose: As F11, double feed mass to have more sample for assay, increase pH in Zn circuit and add 5th cleaning stage

Procedure: As outlined below.

Feed: 4 x 2 kg of minus 10 mesh 50244-001 Overall Comp (location in a drum on a skid in the freezer)

Primary Grind: 30 minutes / 2 kg @ 65% solids in laboratory ball mill (BM#1+BM#2). P80 = 100 µm

CuPb Regrind 20 minutes / 2 x CuPb Ro Conc 1-3 @ 65% solids in laboratory ball mill. P80 = 25 µm
Zn Regrind 20 minutes / 2 x Zn Ro Conc 1-3 @ 65% solids in laboratory ball mill. P80 = 21 µm

Conditions:

	Reagents added, grams per tonne							Time, minutes				
Stage	$Ca(OH)_2$	$ZnSO_4$	3418A	$CuSO_4$	5100	NaCN	MIBC	Grind	Cond.	Froth	pH	Ep (mV)
Grind (BM#1)	200	-	-	-	-	-	-	30			7.8	-40
CuPb Rougher (Based on 4kg of Feed)												
Aeration	-	-	-	-	-	-	-		5		7.8	-40
CuPb Rougher 1	313	-	5	-	-	-	12.5		1	1	9.5	0
CuPb Rougher 2	-	-	2.5	-	-	-	5		1	2	9.2	0
CuPb Rougher 3	-	-	2.5	-	-	-	5		1	3	9.0	0
CuPb Cleaner (Based on 8Kg CuPb Rougher concentrates)												
Regrind (BM)	75	75	5	-	-	12.5	-	20			9.2	-80
CuPb 1st Cleaner	20	-	-	-	-	-	5		1	5	10.0	-60
CuPb 2nd Cleaner	12.5	-	2.5	-	-	-	5		1	4	10.0	-60
CuPb 3rd Cleaner	12.5	-	2.5	-	-	-	5		1	4	10.0	-60
CuPb Separation (CuPb 3rd Cleaner Concentrate)												
Pb Rougher	-	-	2.5	-	-	355	2.5		1	3	10.8	-400
Pb Cleaner (Pb Rougher Concentrate)												
Pb Cleaner	-	-	2.5	-	-	162.5	2.5		1	2	10.8	-400
Zn Rougher (CuPb Rougher + 1st Cleaner Tail per 4kg of feed)												
Condition	2101	-	-	250	-	-	-		3		11.8	-50
Zn Rougher 1	-	-	-	-	10	-	10		1	2	11.8	-20
Zn Rougher 2	297	-	-	-	10	-	5		1	2	11.8	+50
Zn Rougher 3	157	-	-	-	5	-	5		1	2	11.8	+75
Zn Cleaner Based on 8 kg (2 x Zn Ro Conc 1-3)												
Regrind (BM)	500	-	-	50	-	-	-	20			12.0	-50
Zn 1st Cleaner	-	-	-	-	5	-	5		1	5	12.0	-50
Zn 2nd Cleaner	59	-	-	-	5	-	5		1	4	12.0	0
Zn 3rd Cleaner	133	-	-	-	2.5	-	5		1	3	12.0	0
Zn 4th Cleaner	180	-	-	-	-	-	5		1	2.5	12.0	0
Zn 5th Cleaner	183	-	-	-	-	-	5		1	2.5	12.0	+20
Total	4243	75	25	300	38	530	88	70	24	47		

* as required

Stage	Roughers	CuPb, Zn 1st Cl	CuPb 2nd, Zn 1st-5th Cl	Pb Rougher, Cl	Pb Rougher, Cl
Flotation Cell # 8	2000g-D2	1000g-D1	750g-D1	250g-D1	250g-D1
Speed: rpm	1500	1800	1500	1200	1200

Test No.: F18 **Project No.**: 13589-001 **Operator**: CC **Date**: Sept.19th, 2012

Metallurgical Balance

Product	Weight		Assays %, g/t								% Distribution							
	g	%	Zn	Pb	Cu	Ag	In	Sn	S	Fe	Zn	Pb	Cu	Ag	In	Sn	S	Fe
Pb Cleaner Conc	32.7	0.4	1.45	62.5	4.81	5887	<50	0.41	14.6	5.92	0.4	75.5	7.3	56.7	1.7	4.0	2.2	0.5
Pb Cleaner Tail	14.3	0.2	3.73	6.01	26.1	1561	123	1.74	29.2	24.9	0.5	3.2	17.3	6.6	1.9	7.3	1.9	0.9
Pb Ro Tl (Cu Conc)	40.7	0.5	5.15	2.42	26.8	1312	135	1.84	31.3	25.4	2.0	3.6	50.6	15.7	5.9	22.1	5.8	2.7
CuPb 3rd Cl Tail	7.9	0.1	7.96	3.49	6.50	674	84	0.69	16.0	15.1	0.6	1.0	2.4	1.6	0.7	1.6	0.6	0.3
CuPb 2nd Cl Tail	21.0	0.3	9.05	1.56	3.09	364	73	0.38	12.8	12.0	1.8	1.2	3.0	2.3	1.6	2.4	1.2	0.7
Zn 5th Clnr Conc	178.2	2.2	46.9	0.32	0.55	77.0	321	<0.002	33.3	15.4	78.2	2.1	4.5	4.0	60.9	0.1	27.1	7.1
Zn 5th Clnr Tail	20.4	0.3	13.1	0.21	0.69	83.6	97	0.047	29.9	35.2	2.5	0.2	0.7	0.5	2.1	0.3	2.8	1.9
Zn 4th Clnr Tail	20.5	0.3	9.35	0.09	0.64	66.6	72	0.049	26.8	33.8	1.8	0.1	0.6	0.4	1.6	0.3	2.5	1.8
Zn 3rd Clnr Tail	38.3	0.5	6.48	0.04	0.50	25.3	51	0.046	23.7	32.0	2.3	0.1	0.9	0.3	2.1	0.5	4.1	3.2
Zn 2nd Clnr Tail	71.1	0.9	3.63	0.02	0.33	28.5	<10	0.042	17.8	25.8	2.4	0.1	1.1	0.6	0.8	0.9	5.8	4.7
Zn 1st Clnr Tail	200.5	2.5	2.00	0.02	0.22	19.2	<5	0.030	16.8	25.8	3.8	0.2	2.0	1.1	1.1	1.8	15.4	13.4
Zn Rougher Tail	7379.2	92.0	0.055	0.047	0.028	4.70	<3	0.027	0.91	3.29	3.8	12.8	9.6	10.2	19.7	58.8	30.6	62.9
Head (calc.)	8024.8	100.0	1.33	0.34	0.27	42.3	11.7	0.042	2.73	4.81	100.0	100.0	100.0	100.0	100.0	100.0	100.0	100.0
(direct)			1.36	0.31	0.27	41.6	11.4	0.040	2.81	4.70								
Combined Products				Estimated value - Insufficient sample mass														
Pb Cleaner Conc	**0.4**		**1.45**	**62.5**	**4.81**	**5887**	**50**	**0.41**	**14.6**	**5.92**	**0.4**	**75.5**	**7.3**	**56.7**	**1.7**	**4.0**	**2.2**	**0.5**
Pb Rougher Conc	0.6		2.14	45.3	11.3	4571	72	0.81	19.0	11.7	0.9	78.7	24.6	63.3	3.6	11.3	4.1	1.4
Cu Conc (Pb Ro + Pb Cl Tail)	**0.7**		**4.78**	**3.35**	**26.6**	**1377**	**132**	**1.81**	**30.8**	**25.3**	**2.5**	**6.8**	**67.9**	**22.3**	**7.7**	**29.4**	**7.7**	**3.6**
CuPb 3rd Cl Conc	1.1		3.54	25.4	18.5	3058	101	1.29	24.7	18.1	2.9	82.3	75.2	79.0	9.5	33.4	9.9	4.1
CuPb 2nd Cl Conc	1.2		3.90	23.6	17.5	2861	100	1.24	24.0	17.8	3.5	83.4	77.6	80.6	10.2	35.0	10.5	4.4
CuPb 1st Cl Conc	1.5		4.83	19.6	14.9	2412	95	1.09	22.0	16.8	5.3	84.6	80.6	82.8	11.8	37.4	11.7	5.1
Zn Rougher Feed	98.5		1.28	0.053	0.053	7.4	10	0.027	2.45	4.64	94.7	15.4	19.4	17.2	88.2	62.6	88.3	94.9
Zn 5th Clnr Conc	**2.2**		**46.9**	**0.32**	**0.55**	**77.0**	**321**	**0.002**	**33.3**	**15.4**	**78.2**	**2.1**	**4.5**	**4.0**	**60.9**	**0.1**	**27.1**	**7.1**
Zn 4th Clnr Conc	2.5		43.4	0.31	0.56	77.7	298	0.007	33.0	17.4	80.7	2.3	5.2	4.5	63.1	0.4	29.9	9.0
Zn 3rd Clnr Conc	2.7		40.2	0.29	0.57	76.6	277	0.011	32.4	19.0	82.5	2.3	5.8	4.9	64.6	0.7	32.4	10.8
Zn 2nd Clnr Conc	3.2		35.2	0.25	0.56	69.0	243	0.016	31.1	20.9	84.8	2.4	6.7	5.2	66.7	1.2	36.5	13.9
Zn 1st Clnr Conc	4.1		28.4	0.20	0.51	60.2	193	0.022	28.2	22.0	87.2	2.5	7.8	5.8	67.5	2.1	42.3	18.7
Zn Rougher Conc	6.6		18.4	0.13	0.401	44.7	122	0.025	23.9	23.4	90.9	2.6	9.8	7.0	68.5	3.9	57.7	32.1
Zn Rougher Tail	92.0		0.055	0.047	0.028	4.7	3	0.027	0.91	3.29	3.8	12.8	9.6	10.2	19.7	58.8	30.6	62.9
Head (calc.)	100.0		1.33	0.34	0.27	42.3	12	0.042	2.73	4.81	100.0	100.0	100.0	100.0	100.0	100.0	100.0	100.0

Test No.: F21 **Project No.**: 13589-001 **Operator**: TM/CC **Date**: 13-Nov-12

Purpose: As F18, use NaMBS in Zn cleaning circuit

Procedure: As outlined below.

Feed: 2 x 2 kg of minus 10 mesh 50244-001 Overall Comp (location in a drum on a skid in the freezer)

Primary Grind: 30 minutes / 2 kg @ 65% solids in laboratory ball mill (BM#1+BM#2). P80 = 106 µm

CuPb Regrind 20 minutes / CuPb Ro Conc 1-3 @ 65% solids in laboratory pebble mill. P80 = 22 µm
Zn Regrind 25 minutes / Zn Ro Conc 1-3 @ 65% solids in laboratory pebble mill. P80 = 15 µm

Conditions:

	Reagents added, grams per tonne							Time, minutes				
Stage	$Ca(OH)_2$	$ZnSO_4$	3418A	$CuSO_4$	5100	NaCN	MIBC	Grind	Cond.	Froth	pH	Ep (mV)
Grind (BM#1+BM#2)	200	-	-	-	-	-	-	30			8.4	+120
CuPb Rougher (Based on 4kg of Feed)												
Aeration	-	-	-	-	-	-	-		5		8.4	+120
CuPb Rougher 1	375	-	5	-	-	-	12.5		1	1	9.5	+20
CuPb Rougher 2	-	-	2.5	-	-	-	5		1	2	9.2	+80
CuPb Rougher 3	-	-	2.5	-	-	-	5		1	3	9.0	+80
CuPb Cleaner (Based on 4Kg CuPb Rougher concentrates)												
Regrind (PM)	75	75	5	-	-	12.5	-	20			9.0	+60
CuPb 1st Cleaner	20	-	-	-	-	-	5		1	5	10.0	0
CuPb 2nd Cleaner	12.5	-	2.5	-	-	-	5		1	4	10.0	-20
CuPb 3rd Cleaner	12.5	-	2.5	-	-	-	5		1	4	10.0	-20
CuPb Separation (CuPb 3rd Cleaner Concentrate)												
Pb Rougher	-	-	2.5	-	-	355	2.5		1	3	10.8	-400
Pb Cleaner (Pb Rougher Concentrate)												
Pb Cleaner	-	-	2.5	-	-	162.5	2.5		1	2	10.8	-400
Zn Rougher (CuPb Rougher + 1st Cleaner Tail per 4kg of feed)												
Condition	1360	-	-	250	-	-	-		3		11.8	-50
Zn Rougher 1	-	-	-	-	10	-	10		1	2	11.8	-20
Zn Rougher 2	475	-	-	-	10	-	5		1	2	11.8	0
Zn Rougher 3	75	-	-	-	5	-	5		1	2	11.8	0
Zn Cleaner Based on 4 kg (2 x Zn Ro Conc 1-3)						**NaMBS**						
Regrind (PM)	375	-	-	50	-	25	-	25			11.8	-150
Zn 1st Cleaner	35	-	-	-	5	-			1	5	11.8	-120
Zn 2nd Cleaner	177	-	-	-	5	25			1	4	11.8	-120
Zn 3rd Cleaner	150	-	-	-	2.5	25			1	3	11.8	-100
Zn 4th Cleaner	120	-	-	-	-	12.5			1	2.5	11.8	-100
Total	3462	75	25	300	38	618	63	75	23	45		

* as required

Stage	Roughers	Zn 1st Cl	CuPb 1st Cl, Zn 2nd-3rd Cl	CuPb 2nd-3rd Cl, Pb Ro-Cl
Flotation Cell # 8	2000g-D2	500g-D1	500g-D1	250g-D1
Speed: rpm	1500	1500	1500	1200

Test No.: F21 **Project No.**: 13589-001 **Operator**: TM/CC **Date**: 13-Nov-12

Metallurgical Balance

Product	Weight		Assays %, g/t								% Distribution							
	g	%	Zn	Pb	Cu	Ag	In	Sn	S	Fe	Zn	Pb	Cu	Ag	In	Sn	S	Fe
Pb Cleaner Conc	15.7	0.4	0.76	67.1	5.02	6295	< 200	0.36	14.7	6.04	0.2	79.3	7.4	56.2	-	3.4	2.1	0.5
Pb Cleaner Tail	6.2	0.2	2.33	9.01	26.4	1955	< 200	0.50	29.8	24.9	0.3	4.2	15.4	6.9	-	1.8	1.7	0.8
Pb Ro Tl (Cu Conc)	21.1	0.5	3.78	3.44	29.0	1512	< 200	1.99	31.2	26.8	1.5	5.5	57.6	18.1	-	25.0	6.1	2.9
CuPb 3rd Cl Tail	2.2	0.1	9.07	2.46	6.26	700	< 200	0.70	16.3	15.5	0.4	0.4	1.3	0.9	-	0.9	0.3	0.2
CuPb 2nd Cl Tail	7.5	0.2	8.98	0.94	2.91	274	< 200	0.360	12.3	11.8	1.2	0.5	2.1	1.2	-	1.6	0.9	0.5
Zn 4th Clnr Conc	91.8	2.3	48.5	0.50	0.67	111	425	0.061	33.3	15.5	82.0	3.5	5.8	5.8	-	3.3	28.3	7.2
Zn 4th Clnr Tail	10.2	0.3	16.0	0.24	0.63	79.7	< 200	0.065	34.9	42.1	3.0	0.2	0.6	0.5	-	0.4	3.3	2.2
Zn 3rd Clnr Tail	16.5	0.4	8.36	0.11	0.58	63.1	< 200	0.076	31.2	41.6	2.5	0.1	0.9	0.6	-	0.7	4.8	3.5
Zn 2nd Clnr Tail	41.7	1.0	3.38	0.005	0.36	32.2	< 200	0.047	23.5	35.7	2.6	0.0	1.4	0.8	-	1.2	9.1	7.6
Zn 1st Clnr Tail	144.2	3.6	0.92	0.005	0.12	15.4	< 200	0.037	13.2	21.6	2.4	0.1	1.6	1.3	-	3.2	17.6	15.8
Zn Rougher Tail	3630.4	91.0	0.058	0.023	0.017	3.80	< 200	0.027	0.77	3.19	3.9	6.3	5.8	7.8	-	58.4	25.9	58.9
Head (calc.)	3987.5	100.0	1.36	0.33	0.27	44.1	-	0.042	2.71	4.93	100.0	100.0	100.0	100.0	-	100.0	100.0	100.0
(direct)			1.36	0.31	0.27	41.6	11.4	0.040	2.81	4.70								
Combined Products				Estimated value - Insufficient sample mass														
Pb Cleaner Conc	**0.4**		**0.76**	**67.1**	**5.02**	**6295**	**-**	**0.36**	**14.7**	**6.04**	**0.2**	**79.3**	**7.4**	**56.2**	**-**	**3.4**	**2.1**	**0.5**
Pb Rougher Conc	0.5		1.20	50.7	11.1	5066	-	0.40	19.0	11.4	0.5	83.5	22.8	63.1	-	5.2	3.8	1.3
Cu Conc (Pb Ro + Pb Cl Tail)	**0.7**		**3.45**	**4.70**	**28.4**	**1613**	**-**	**1.65**	**30.9**	**26.4**	**1.7**	**9.7**	**73.1**	**25.0**	**-**	**26.9**	**7.8**	**3.7**
CuPb 3rd Cl Conc	1.1		2.47	27.5	19.9	3322	-	1.18	25.0	18.9	2.0	88.9	80.5	81.2	-	30.2	9.9	4.1
CuPb 2nd Cl Conc	1.1		2.79	26.3	19.2	3195	-	1.16	24.6	18.8	2.3	89.3	81.8	82.1	-	31.2	10.3	4.3
CuPb 1st Cl Conc	1.3		3.67	22.7	16.9	2779	-	1.04	22.8	17.8	3.6	89.9	83.8	83.3	-	32.8	11.1	4.8
Zn Rougher Feed	98.7		1.33	0.034	0.044	7.5	-	0.029	2.44	4.76	96.4	10.1	16.2	16.7	-	67.2	88.9	95.2
Zn 4th Clnr Conc	**2.3**		**48.5**	**0.50**	**0.67**	**111.0**	**425**	**0.061**	**33.3**	**15.5**	**82.0**	**3.5**	**5.8**	**5.8**	**-**	**3.3**	**28.3**	**7.2**
Zn 3rd Clnr Conc	2.6		45.3	0.47	0.67	107.9	-	0.061	33.5	18.2	85.0	3.6	6.4	6.3	-	3.7	31.6	9.4
Zn 2nd Clnr Conc	3.0		40.1	0.42	0.65	101.6	-	0.063	33.1	21.4	87.5	3.8	7.3	6.8	-	4.5	36.3	12.9
Zn 1st Clnr Conc	4.0		30.6	0.31	0.58	83.6	-	0.059	30.6	25.1	90.1	3.8	8.7	7.6	-	5.6	45.4	20.5
Zn Rougher Conc	7.6		16.5	0.17	0.361	51.3	-	0.049	22.4	23.5	92.6	3.8	10.3	8.9	-	8.8	63.0	36.3
Zn Rougher Tail	91.0		0.058	0.023	0.017	3.8	-	0.027	0.77	3.19	3.9	6.3	5.8	7.8	-	58.4	25.9	58.9
Head (calc.)	100.0		1.36	0.33	0.27	44.1	-	0.042	2.71	4.93	100.0	100.0	100.0	100.0	-	100.0	100.0	100.0

Test No.: F22 **Project No.**: 13589-001 **Operator**: TM/CC **Date**: Nov.14th 2012

Purpose: As F21, replace NaCN with NaMBS

Procedure: As outlined below.

Feed: 2 x 2 kg of minus 10 mesh 50244-001 Overall Comp (location in a drum on a skid in the freezer)

Primary Grind: 30 minutes / 2 kg @ 65% solids in laboratory ball mill (BM#1+BM#2). P80 = 103 µm

CuPb Regrind 20 minutes / CuPb Ro Conc 1-3 @ 65% solids in laboratory pebble mill. P80 = 19 µm
Zn Regrind 25 minutes / Zn Ro Conc 1-3 @ 65% solids in laboratory pebble mill. P80 = 14 µm

Conditions:

	Reagents added, grams per tonne							Time, minutes				
Stage	$Ca(OH)_2$	$ZnSO_4$	3418A	$CuSO_4$	5100	NaMBS	MIBC	Grind	Cond.	Froth	pH	Ep (mV)
Grind (BM#1+BM#2)	200	-	-	-	-	-	-	30			8.4	0
CuPb Rougher (Based on 4kg of Feed)												
Aeration	-	-	-	-	-	-	-		5		8.4	0
CuPb Rougher 1	375	-	5	-	-	-	12.5		1	1	9.5	+20
CuPb Rougher 2	-	-	2.5	-	-	-	5		1	2	9.2	+60
CuPb Rougher 3	-	-	2.5	-	-	-	5		1	3	9.0	+60
CuPb Cleaner (Based on 4Kg CuPb Rougher concentrates)												
Regrind (PM)	75	75	5	-	-	25	-	20			9.2	-80
CuPb 1st Cleaner	25	-	-	-	-	-	5		1	5	9.5	-80
CuPb 2nd Cleaner	15	-	2.5	-	-	-	17.5		1	4	9.5	0
CuPb Separation (CuPb 2nd Cleaner Concentrate)												
Cu Rougher	-	-	-	-	-	3000	15		1	3	4.6	+170
Cu Cleaner (Cu Rougher Concentrate)												
Cu Cleaner	-	-	-	-	1.25	1500	10		1	2	4.6	+160
Zn Rougher (CuPb Rougher + 1st Cleaner Tail per 4kg of feed)												
Condition	2101	-	-	250	-	-	-		3		11.8	-100
Zn Rougher 1	-	-	-	-	10	-	10		1	2	11.8	-75
Zn Rougher 2	450	-	-	-	10	-	5		1	2	11.8	-75
Zn Rougher 3	615	-	-	-	5	-	5		1	2	11.8	-50
Zn Cleaner Based on 4 kg (2 x Zn Ro Conc 1-3)												
Regrind (PM)	375	-	-	50	-	250	-	25			11.4	-75
Zn 1st Cleaner	90	-	-	-	5	-			1	5	11.8	-75
Zn 2nd Cleaner	455	-	-	-	5	50			1	4	11.8	-75
Zn 3rd Cleaner	160	-	-	-	2.5	25			1	3	11.8	-50
Zn 4th Cleaner	120	-	-	-	-	25			1	2.5	11.8	-75
Total	5056	75	18	300	39	4875	90	75	22	41		

* as required

Stage	Roughers	Zn 1st Cl	CuPb 1st Cl, Zn 2nd-3rd Cl	CuPb 2nd-3rd Cl, Pb Ro-Cl
Flotation Cell # 8	2000g-D2	500g-D1	500g-D1	250g-D1
Speed: rpm	1500	1500	1500	1200

Test No.: F22 **Project No.**: 13589-001 **Operator**: TM/CC **Date**: Nov.14th 2012

Metallurgical Balance

Product	Weight		Assays %, g/t								% Distribution							
	g	%	Zn	Pb	Cu	Ag	In	Sn	S	Fe	Zn	Pb	Cu	Ag	In	Sn	S	Fe
Cu Cleaner Conc	38.8	1.0	2.25	26.8	20.5	3386	102	1.40	26.0	18.9	1.6	83.8	78.2	77.5	-	33.3	9.3	3.9
Cu Cleaner Tail	2.3	0.1	5.00	15.0	15.0	1939	---		26.3	18.3	0.2	2.8	3.4	2.6	-	0.0	0.6	0.2
Cu Ro Tl (Pb Conc)	4.7	0.1	22.0	9.13	9.14	1087	---		27.8	17.9	1.9	3.5	4.2	3.0	-	0.0	1.2	0.4
CuPb 2nd Cl Tail	19.3	0.5	8.26	0.97	1.50	195	101	0.23	10.5	11.1	3.0	1.5	2.8	2.2	-	2.7	1.9	1.1
Zn 4th Clnr Conc	79.1	2.0	49.5	0.53	0.47	89.9	419	0.030	33.0	13.9	72.6	3.4	3.7	4.2	-	1.5	24.0	5.8
Zn 4th Clnr Tail	7.9	0.2	27.0	0.36	0.43	82.0	232	0.033	33.6	30.4	4.0	0.2	0.3	0.4	-	0.2	2.4	1.3
Zn 3rd Clnr Tail	12.3	0.3	16.9	0.21	0.49	69.9	166	0.049	28.7	32.1	3.9	0.2	0.6	0.5	-	0.4	3.2	2.1
Zn 2nd Clnr Tail	29.7	0.7	6.15	0.02	0.30	38.6	< 50	0.042	22.2	30.7	3.4	0.1	0.9	0.7	-	0.8	6.1	4.8
Zn 1st Clnr Tail	128.1	3.2	2.20	0.015	0.12	19.7	< 50	0.032	18.2	28.1	5.2	0.2	1.5	1.5	-	2.5	21.5	19.0
Zn Rougher Tail	3686.7	92.0	0.063	0.015	0.012	3.40	< 50	0.026	0.88	3.16	4.3	4.5	4.4	7.4	-	58.7	29.9	61.4
Head (calc.)	4008.9	100.0	1.35	0.31	0.25	42.3	-	0.041	2.71	4.73	100.0	100.0	100.0	100.0	-	100.0	100.0	100.0
(direct)			1.36	0.31	0.27	41.6	11.4	0.040	2.81	4.70								
Combined Products			Estimated value - Insufficient sample mass															
Cu Cleaner Conc	**1.0**		**2.25**	**26.8**	**20.50**	**3386**	**102**	**1.40**	**26.0**	**18.90**	**1.6**	**83.8**	**78.2**	**77.5**	**-**	**33.3**	**9.3**	**3.9**
Cu Rougher Conc	1.0		2.40	26.1	20.2	3305		1.32	26.0	18.9	1.8	86.6	81.6	80.1	-	33.3	9.8	4.1
Pb Conc (Cu Ro + Cu Cl Tail)	**0.1**		**22.0**	**9.13**	**9.1**	**1087**		**0.00**	**27.8**	**17.9**	**1.9**	**3.5**	**4.2**	**3.0**	**-**	**0.0**	**1.2**	**0.4**
CuPb 2nd Cl Conc	1.1		4.41	24.4	19.1	3077		1.19	26.2	18.8	3.7	90.0	85.8	83.1	-	33.3	11.0	4.5
CuPb 1st Cl Conc	1.6		5.55	17.4	13.9	2223		0.90	21.5	16.5	6.7	91.5	88.7	85.4	-	36.0	12.9	5.7
Zn Rougher Feed	98.4		1.28	0.027	0.029	6.3		0.026	2.40	4.54	93.3	8.5	11.3	14.6	-	64.0	87.1	94.3
Zn 4th Clnr Conc	**2.0**		**49.5**	**0.53**	**0.47**	**89.9**	**419**	**0.030**	**33.0**	**13.9**	**72.6**	**3.4**	**3.7**	**4.2**	**-**	**1.5**	**24.0**	**5.8**
Zn 3rd Clnr Conc	2.2		47.5	0.51	0.47	89.2	402	0.030	33.1	15.4	76.5	3.6	4.0	4.6	-	1.6	26.5	7.1
Zn 2nd Clnr Conc	2.5		43.7	0.48	0.47	86.8	373	0.033	32.5	17.5	80.4	3.8	4.6	5.1	-	2.0	29.7	9.1
Zn 1st Clnr Conc	3.2		35.0	0.37	0.43	75.7		0.035	30.1	20.5	83.8	3.9	5.5	5.8	-	2.7	35.8	14.0
Zn Rougher Conc	6.4		18.7	0.19	0.276	47.8		0.033	24.2	24.3	89.0	4.0	7.0	7.2	-	5.3	57.2	32.9
Zn Rougher Tail	92.0		0.063	0.015	0.012	3.4		0.026	0.88	3.16	4.3	4.5	4.4	7.4	-	58.7	29.9	61.4
Head (calc.)	100.0		1.35	0.31	0.25	42.3	-	0.041	2.71	4.73	100.0	100.0	100.0	100.0	-	100.0	100.0	100.0

Result Analysis Report

Sample Name:
13589-001F-5 Cu/Pb 1st Cl Tail -

SOP Name:
Defaultar

Measured:
May 16, 2012 11:21:03 AM

Sample Source & type:

Measured by:
LR_Malvern1

Analysed:
May 16, 2012 11:21:05 AM

Sample bulk lot ref:
ar

Result Source:
Averaged

Particle Name:
Default

Accessory Name:
Hydro 2000G (A)

Analysis model:
General purpose

Sensitivity:
Enhanced

Particle RI:
1.520

Absorption:
0.1

Size range:
0.020 to 2000.000 um

Obscuration:
15.90 %

Dispersant Name:
Water

Dispersant RI:
1.330

Weighted Residual:
1.419 %

Result Emulation:
Off

Concentration:
0.0077 %Vol

Span :
3.101

Uniformity:
0.981

Result units:
Volume

Specific Surface Area:
2.15 m²/g

Surface Weighted Mean D[3,2]:
2.792 um

Vol. Weighted Mean D[4,3]:
8.130 um

---

d(0.1): 1.043 um **d(0.5):** 5.585 um **D(0.80) : 12.67 µm**

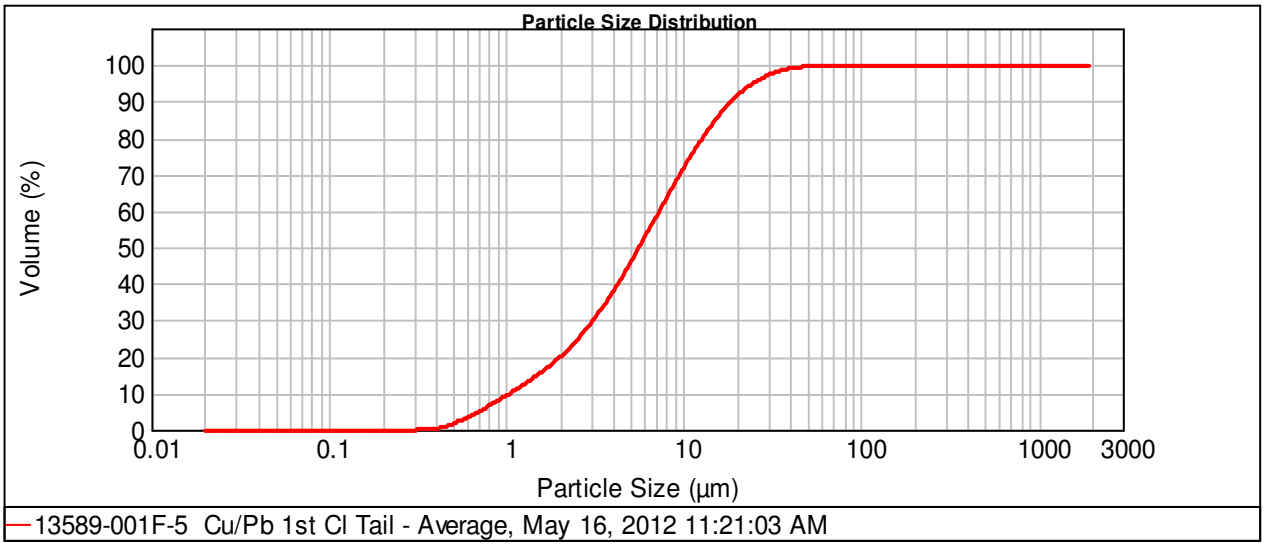

Size (µm)	Vol Under %	Size (µm)	Vol Under %	Size (µm)	Vol Under %	Size (µm)	Vol Under %	Size (µm)	Vol Under %	Size (µm)	Vol Under %
0.010	0.00	0.105	0.00	1.096	10.66	11.482	76.77	120.226	100.00	1258.925	100.00
0.011	0.00	0.120	0.00	1.259	12.53	13.183	81.23	138.038	100.00	1445.440	100.00
0.013	0.00	0.138	0.00	1.445	14.51	15.136	85.24	158.489	100.00	1659.587	100.00
0.015	0.00	0.158	0.00	1.660	16.64	17.378	88.75	181.970	100.00	1905.461	100.00
0.017	0.00	0.182	0.00	1.905	19.03	19.953	91.71	208.930	100.00	2187.762	100.00
0.020	0.00	0.209	0.00	2.188	21.72	22.909	94.12	239.883	100.00	2511.886	100.00
0.023	0.00	0.240	0.00	2.512	24.79	26.303	95.99	275.423	100.00	2884.032	100.00
0.026	0.00	0.275	0.00	2.884	28.25	30.200	97.40	316.228	100.00	3311.311	100.00
0.030	0.00	0.316	0.01	3.311	32.13	34.674	98.40	363.078	100.00	3801.894	100.00
0.035	0.00	0.363	0.11	3.802	36.41	39.811	99.08	416.869	100.00	4365.158	100.00
0.040	0.00	0.417	0.55	4.365	41.05	45.709	99.52	478.630	100.00	5011.872	100.00
0.046	0.00	0.479	1.33	5.012	45.98	52.481	99.78	549.541	100.00	5754.399	100.00
0.052	0.00	0.550	2.43	5.754	51.13	60.256	99.92	630.957	100.00	6606.934	100.00
0.060	0.00	0.631	3.79	6.607	56.40	69.183	99.99	724.436	100.00	7585.776	100.00
0.069	0.00	0.724	5.36	7.586	61.69	79.433	100.00	831.764	100.00	8709.636	100.00
0.079	0.00	0.832	7.06	8.710	66.91	91.201	100.00	954.993	100.00	10000.000	100.00
0.091	0.00	0.955	8.84	10.000	71.97	104.713	100.00	1096.478	100.00		

Operator notes:

MASTERSIZER 2000 95

Result Analysis Report

Sample Name:
13589-001 F6 Cu/Pb 1st CL Tail -

SOP Name:
Defaultar

Measured:
May 25, 2012 7:12:00 AM

Sample Source & type:

Measured by:
LR_Malvern1

Analysed:
May 25, 2012 7:12:02 AM

Sample bulk lot ref:
ar

Result Source:
Averaged

Particle Name:
Default

Accessory Name:
Hydro 2000G (A)

Analysis model:
General purpose

Sensitivity:
Enhanced

Particle RI:
1.520

Absorption:
0.1

Size range:
0.020 to 2000.000 um

Obscuration:
16.58 %

Dispersant Name:
Water

Dispersant RI:
1.330

Weighted Residual:
1.321 %

Result Emulation:
Off

Concentration:
0.0090 %Vol

Span :
3.828

Uniformity:
1.31

Result units:
Volume

Specific Surface Area:
1.93 m²/g

Surface Weighted Mean D[3,2]:
3.104 um

Vol. Weighted Mean D[4,3]:
12.082 um

---

d(0.1): 1.134 um **d(0.5):** 6.855 um **D(0.80) : 17.89 µm**

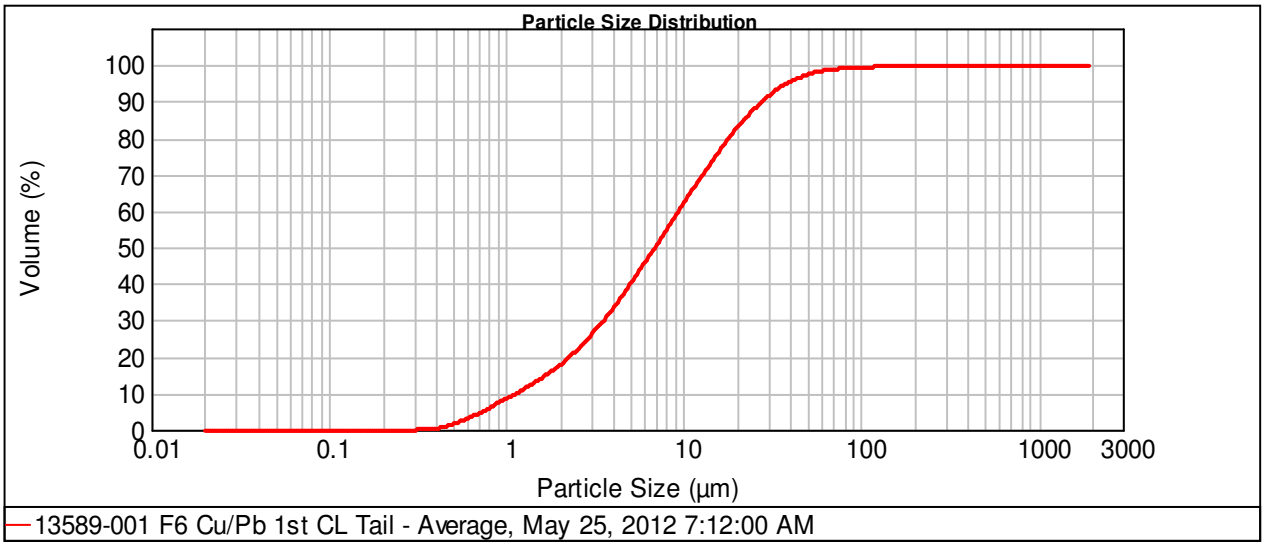

Size (µm)	Vol Under %	Size (µm)	Vol Under %	Size (µm)	Vol Under %	Size (µm)	Vol Under %	Size (µm)	Vol Under %	Size (µm)	Vol Under %
0.010	0.00	0.105	0.00	1.096	9.61	11.482	66.66	120.226	99.56	1258.925	100.00
0.011	0.00	0.120	0.00	1.259	11.26	13.183	71.00	138.038	99.64	1445.440	100.00
0.013	0.00	0.138	0.00	1.445	12.99	15.136	75.20	158.489	99.71	1659.587	100.00
0.015	0.00	0.158	0.00	1.660	14.88	17.378	79.19	181.970	99.78	1905.461	100.00
0.017	0.00	0.182	0.00	1.905	16.98	19.953	82.90	208.930	99.85	2187.762	100.00
0.020	0.00	0.209	0.00	2.188	19.36	22.909	86.26	239.883	99.91	2511.886	100.00
0.023	0.00	0.240	0.00	2.512	22.04	26.303	89.22	275.423	99.96	2884.032	100.00
0.026	0.00	0.275	0.00	2.884	25.06	30.200	91.76	316.228	100.00	3311.311	100.00
0.030	0.00	0.316	0.01	3.311	28.41	34.674	93.85	363.078	100.00	3801.894	100.00
0.035	0.00	0.363	0.13	3.802	32.06	39.811	95.52	416.869	100.00	4365.158	100.00
0.040	0.00	0.417	0.55	4.365	35.98	45.709	96.80	478.630	100.00	5011.872	100.00
0.046	0.00	0.479	1.27	5.012	40.12	52.481	97.74	549.541	100.00	5754.399	100.00
0.052	0.00	0.550	2.27	5.754	44.42	60.256	98.40	630.957	100.00	6606.934	100.00
0.060	0.00	0.631	3.51	6.607	48.82	69.183	98.85	724.436	100.00	7585.776	100.00
0.069	0.00	0.724	4.91	7.586	53.27	79.433	99.14	831.764	100.00	8709.636	100.00
0.079	0.00	0.832	6.43	8.710	57.75	91.201	99.34	954.993	100.00	10000.000	100.00
0.091	0.00	0.955	8.00	10.000	62.23	104.713	99.47	1096.478	100.00		

Operator notes:

MASTERSIZER 2000 96

Result Analysis Report

Sample Name:
13589-001 F7 Cu/Pb 1st Cl Tail -

SOP Name:
Defaultar

Measured:
May 29, 2012 6:14:16 AM

Sample Source & type:

Measured by:
LR_Malvern1

Analysed:
May 29, 2012 6:14:18 AM

Sample bulk lot ref:
ar

Result Source:
Averaged

Particle Name:
Default

Accessory Name:
Hydro 2000G (A)

Analysis model:
General purpose

Sensitivity:
Enhanced

Particle RI:
1.520

Absorption:
0.1

Size range:
0.020 to 2000.000 um

Obscuration:
14.88 %

Dispersant Name:
Water

Dispersant RI:
1.330

Weighted Residual:
1.147 %

Result Emulation:
Off

Concentration:
0.0082 %Vol

Span :
3.613

Uniformity:
1.14

Result units:
Volume

Specific Surface Area:
1.89 m²/g

Surface Weighted Mean D[3,2]:
3.175 um

Vol. Weighted Mean D[4,3]:
11.634 um

---

d(0.1): 1.148 um **d(0.5):** 7.369 um **D(0.80) : 18.86 µm**

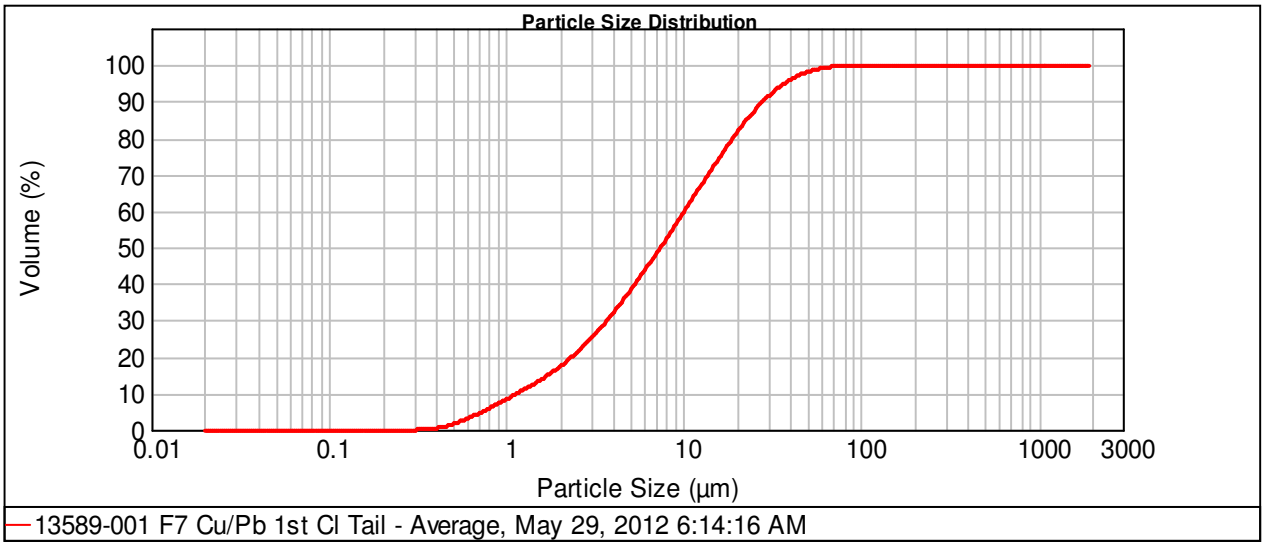

Size (µm)	Vol Under %	Size (µm)	Vol Under %	Size (µm)	Vol Under %	Size (µm)	Vol Under %	Size (µm)	Vol Under %	Size (µm)	Vol Under %
0.010	0.00	0.105	0.00	1.096	9.47	11.482	64.25	120.226	100.00	1258.925	100.00
0.011	0.00	0.120	0.00	1.259	11.06	13.183	68.77	138.038	100.00	1445.440	100.00
0.013	0.00	0.138	0.00	1.445	12.73	15.136	73.22	158.489	100.00	1659.587	100.00
0.015	0.00	0.158	0.00	1.660	14.53	17.378	77.55	181.970	100.00	1905.461	100.00
0.017	0.00	0.182	0.00	1.905	16.54	19.953	81.64	208.930	100.00	2187.762	100.00
0.020	0.00	0.209	0.00	2.188	18.80	22.909	85.42	239.883	100.00	2511.886	100.00
0.023	0.00	0.240	0.00	2.512	21.35	26.303	88.80	275.423	100.00	2884.032	100.00
0.026	0.00	0.275	0.00	2.884	24.20	30.200	91.71	316.228	100.00	3311.311	100.00
0.030	0.00	0.316	0.01	3.311	27.35	34.674	94.13	363.078	100.00	3801.894	100.00
0.035	0.00	0.363	0.13	3.802	30.79	39.811	96.05	416.869	100.00	4365.158	100.00
0.040	0.00	0.417	0.56	4.365	34.47	45.709	97.49	478.630	100.00	5011.872	100.00
0.046	0.00	0.479	1.29	5.012	38.37	52.481	98.51	549.541	100.00	5754.399	100.00
0.052	0.00	0.550	2.29	5.754	42.43	60.256	99.18	630.957	100.00	6606.934	100.00
0.060	0.00	0.631	3.52	6.607	46.62	69.183	99.59	724.436	100.00	7585.776	100.00
0.069	0.00	0.724	4.90	7.586	50.91	79.433	99.82	831.764	100.00	8709.636	100.00
0.079	0.00	0.832	6.39	8.710	55.29	91.201	99.93	954.993	100.00	10000.000	100.00
0.091	0.00	0.955	7.92	10.000	59.75	104.713	99.99	1096.478	100.00		

Operator notes:

MASTERSIZER 2000 97

Result Analysis Report

Sample Name:
13589-001 Cu/Pb 1st Cl Tail - Average

SOP Name:
Defaultar

Measured:
May 30, 2012 8:54:19 AM

Sample Source & type:

Measured by:
LR_Malvern1

Analysed:
May 30, 2012 8:54:21 AM

Sample bulk lot ref:
ar

Result Source:
Averaged

Particle Name:
Default

Accessory Name:
Hydro 2000G (A)

Analysis model:
General purpose

Sensitivity:
Enhanced

Particle RI:
1.520

Absorption:
0.1

Size range:
0.020 to 2000.000 um

Obscuration:
16.77 %

Dispersant Name:
Water

Dispersant RI:
1.330

Weighted Residual:
1.417 %

Result Emulation:
Off

Concentration:
0.0083 %Vol

Span :
4.300

Uniformity:
1.35

Result units:
Volume

Specific Surface Area:
2.15 m²/g

Surface Weighted Mean D[3,2]:
2.789 um

Vol. Weighted Mean D[4,3]:
10.609 um

---

d(0.1): 1.005 um **d(0.5):** 5.872 um **D(0.80) : 16.46 µm**

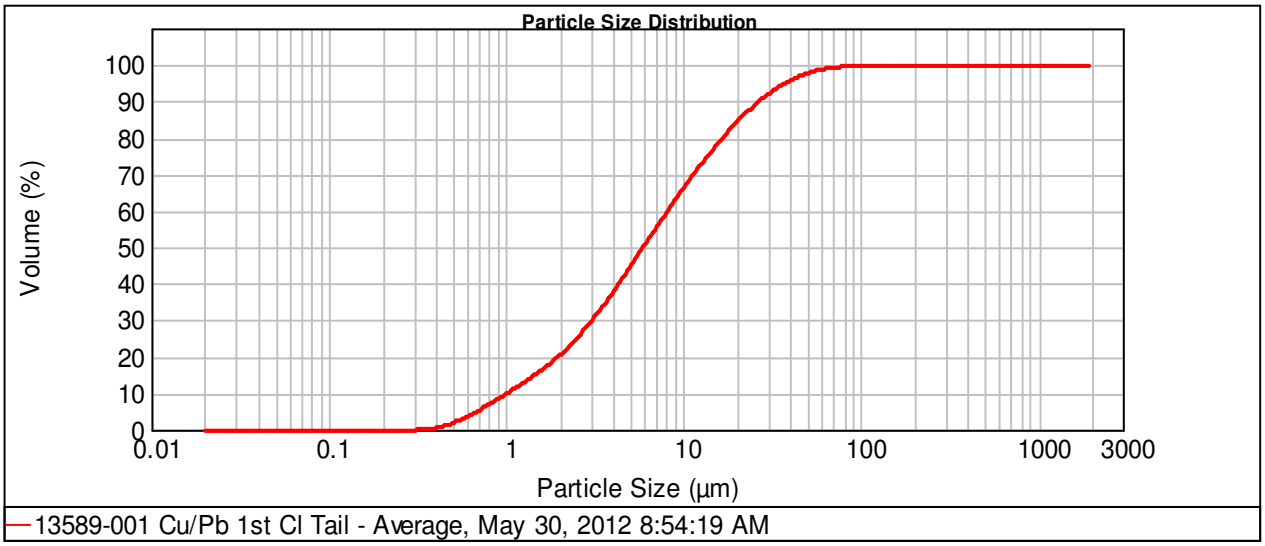

Size (µm)	Vol Under %	Size (µm)	Vol Under %	Size (µm)	Vol Under %	Size (µm)	Vol Under %	Size (µm)	Vol Under %	Size (µm)	Vol Under %
0.010	0.00	0.105	0.00	1.096	11.17	11.482	70.43	120.226	99.98	1258.925	100.00
0.011	0.00	0.120	0.00	1.259	13.06	13.183	74.25	138.038	100.00	1445.440	100.00
0.013	0.00	0.138	0.00	1.445	15.05	15.136	77.90	158.489	100.00	1659.587	100.00
0.015	0.00	0.158	0.00	1.660	17.20	17.378	81.33	181.970	100.00	1905.461	100.00
0.017	0.00	0.182	0.00	1.905	19.60	19.953	84.51	208.930	100.00	2187.762	100.00
0.020	0.00	0.209	0.00	2.188	22.30	22.909	87.43	239.883	100.00	2511.886	100.00
0.023	0.00	0.240	0.00	2.512	25.33	26.303	90.03	275.423	100.00	2884.032	100.00
0.026	0.00	0.275	0.00	2.884	28.70	30.200	92.32	316.228	100.00	3311.311	100.00
0.030	0.00	0.316	0.02	3.311	32.40	34.674	94.26	363.078	100.00	3801.894	100.00
0.035	0.00	0.363	0.18	3.802	36.39	39.811	95.87	416.869	100.00	4365.158	100.00
0.040	0.00	0.417	0.69	4.365	40.59	45.709	97.15	478.630	100.00	5011.872	100.00
0.046	0.00	0.479	1.54	5.012	44.94	52.481	98.12	549.541	100.00	5754.399	100.00
0.052	0.00	0.550	2.70	5.754	49.35	60.256	98.83	630.957	100.00	6606.934	100.00
0.060	0.00	0.631	4.13	6.607	53.76	69.183	99.32	724.436	100.00	7585.776	100.00
0.069	0.00	0.724	5.76	7.586	58.10	79.433	99.63	831.764	100.00	8709.636	100.00
0.079	0.00	0.832	7.51	8.710	62.34	91.201	99.83	954.993	100.00	10000.000	100.00
0.091	0.00	0.955	9.32	10.000	66.45	104.713	99.93	1096.478	100.00		

Operator notes:

MASTERSIZER 2000 98

Result Analysis Report

Sample Name:
13589-001 F10 Comb Prod - Average

SOP Name:
Defaultar

Measured:
June 29, 2012 12:55:02 PM

Sample Source & type:

Measured by:
LR_Malvern1

Analysed:
June 29, 2012 12:55:04 PM

Sample bulk lot ref:
ar

Result Source:
Averaged

Particle Name:
Default

Accessory Name:
Hydro 2000G (A)

Analysis model:
General purpose

Sensitivity:
Enhanced

Particle RI:
1.520

Absorption:
0.1

Size range:
0.020 to 2000.000 um

Obscuration:
12.69 %

Dispersant Name:
Water

Dispersant RI:
1.330

Weighted Residual:
0.430 %

Result Emulation:
Off

Concentration:
0.0176 %Vol

Span :
2.444

Uniformity:
0.768

Result units:
Volume

Specific Surface Area:
0.631 m²/g

Surface Weighted Mean D[3,2]:
9.516 um

Vol. Weighted Mean D[4,3]:
21.599 um

d(0.1): 4.616 um **d(0.5): 16.591 um** **D(0.80) : 32.90 µm**

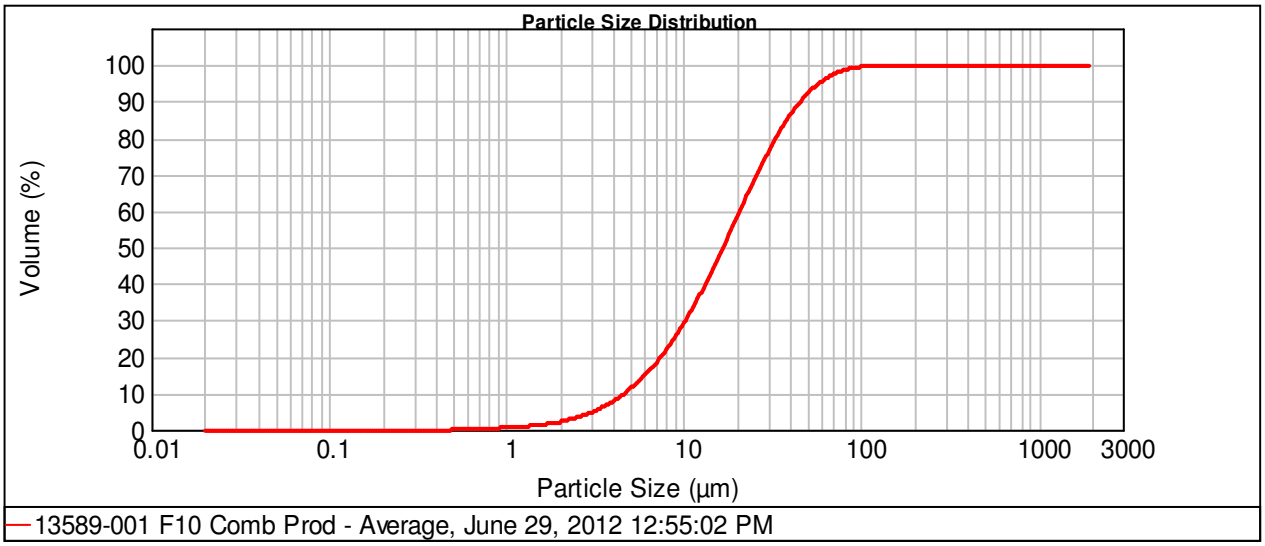

Size (µm)	Vol Under %	Size (µm)	Vol Under %	Size (µm)	Vol Under %	Size (µm)	Vol Under %	Size (µm)	Vol Under %	Size (µm)	Vol Under %
0.010	0.00	0.105	0.00	1.096	0.79	11.482	34.39	120.226	99.90	1258.925	100.00
0.011	0.00	0.120	0.00	1.259	0.99	13.183	39.94	138.038	99.99	1445.440	100.00
0.013	0.00	0.138	0.00	1.445	1.25	15.136	45.88	158.489	100.00	1659.587	100.00
0.015	0.00	0.158	0.00	1.660	1.59	17.378	52.11	181.970	100.00	1905.461	100.00
0.017	0.00	0.182	0.00	1.905	2.03	19.953	58.48	208.930	100.00	2187.762	100.00
0.020	0.00	0.209	0.00	2.188	2.62	22.909	64.82	239.883	100.00	2511.886	100.00
0.023	0.00	0.240	0.00	2.512	3.39	26.303	70.95	275.423	100.00	2884.032	100.00
0.026	0.00	0.275	0.00	2.884	4.40	30.200	76.70	316.228	100.00	3311.311	100.00
0.030	0.00	0.316	0.00	3.311	5.66	34.674	81.91	363.078	100.00	3801.894	100.00
0.035	0.00	0.363	0.00	3.802	7.23	39.811	86.47	416.869	100.00	4365.158	100.00
0.040	0.00	0.417	0.00	4.365	9.13	45.709	90.30	478.630	100.00	5011.872	100.00
0.046	0.00	0.479	0.00	5.012	11.40	52.481	93.38	549.541	100.00	5754.399	100.00
0.052	0.00	0.550	0.06	5.754	14.05	60.256	95.73	630.957	100.00	6606.934	100.00
0.060	0.00	0.631	0.17	6.607	17.14	69.183	97.43	724.436	100.00	7585.776	100.00
0.069	0.00	0.724	0.29	7.586	20.70	79.433	98.58	831.764	100.00	8709.636	100.00
0.079	0.00	0.832	0.44	8.710	24.75	91.201	99.30	954.993	100.00	10000.000	100.00
0.091	0.00	0.955	0.60	10.000	29.31	104.713	99.71	1096.478	100.00		

Operator notes:

MASTERSIZER 2000 99

Result Analysis Report

Sample Name:
13589-001 F18 Comb Prod - Average

SOP Name:
Defaultar

Measured:
September 20, 2012 7:24:55 AM

Sample Source & type:

Measured by:
LR_Malvern1

Analysed:
September 20, 2012 7:24:57 AM

Sample bulk lot ref:
ar

Result Source:
Averaged

Particle Name:
Default

Accessory Name:
Hydro 2000G (A)

Analysis model:
General purpose

Sensitivity:
Enhanced

Particle RI:
1.520

Absorption:
0.1

Size range:
0.020 to 2000.000 um

Obscuration:
12.13 %

Dispersant Name:
Water

Dispersant RI:
1.330

Weighted Residual:
0.666 %

Result Emulation:
Off

Concentration:
0.0081 %Vol

Span :
3.570

Uniformity:
1.13

Result units:
Volume

Specific Surface Area:
1.55 m²/g

Surface Weighted Mean D[3,2]:
3.882 um

Vol. Weighted Mean D[4,3]:
15.671 um

d(0.1): 1.521 um **d(0.5):** 10.027 um **D(0.80) : 25.37 µm**

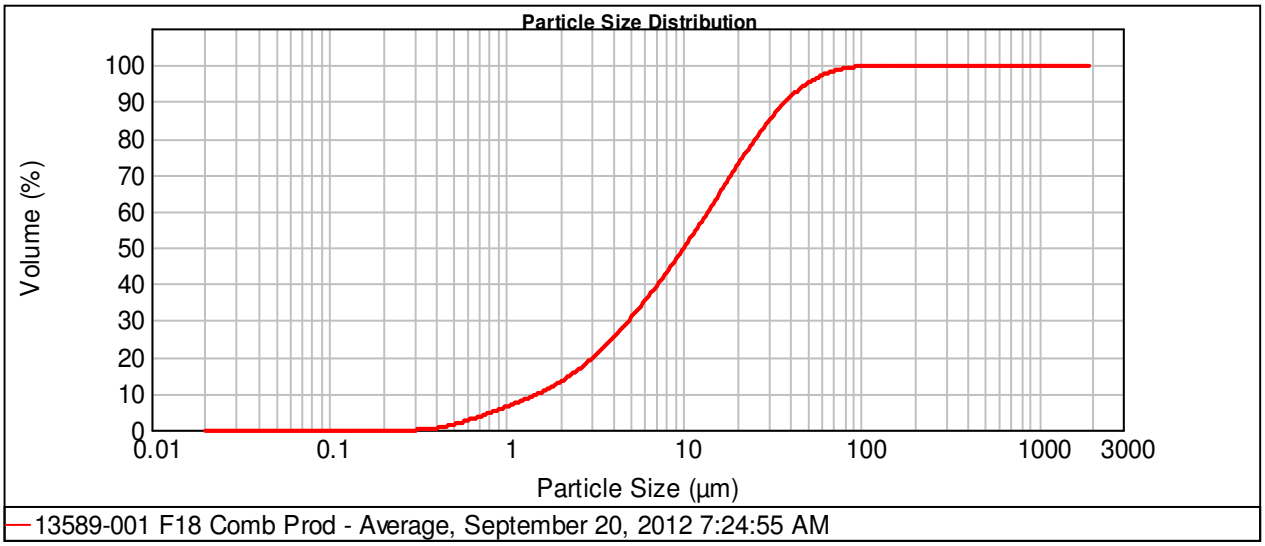

Size (µm)	Vol Under %	Size (µm)	Vol Under %	Size (µm)	Vol Under %	Size (µm)	Vol Under %	Size (µm)	Vol Under %	Size (µm)	Vol Under %
0.010	0.00	0.105	0.00	1.096	7.09	11.482	54.26	120.226	99.95	1258.925	100.00
0.011	0.00	0.120	0.00	1.259	8.26	13.183	58.73	138.038	100.00	1445.440	100.00
0.013	0.00	0.138	0.00	1.445	9.51	15.136	63.29	158.489	100.00	1659.587	100.00
0.015	0.00	0.158	0.00	1.660	10.89	17.378	67.89	181.970	100.00	1905.461	100.00
0.017	0.00	0.182	0.00	1.905	12.46	19.953	72.45	208.930	100.00	2187.762	100.00
0.020	0.00	0.209	0.00	2.188	14.26	22.909	76.87	239.883	100.00	2511.886	100.00
0.023	0.00	0.240	0.00	2.512	16.31	26.303	81.06	275.423	100.00	2884.032	100.00
0.026	0.00	0.275	0.00	2.884	18.64	30.200	84.92	316.228	100.00	3311.311	100.00
0.030	0.00	0.316	0.02	3.311	21.25	34.674	88.36	363.078	100.00	3801.894	100.00
0.035	0.00	0.363	0.20	3.802	24.12	39.811	91.33	416.869	100.00	4365.158	100.00
0.040	0.00	0.417	0.60	4.365	27.24	45.709	93.79	478.630	100.00	5011.872	100.00
0.046	0.00	0.479	1.19	5.012	30.59	52.481	95.76	549.541	100.00	5754.399	100.00
0.052	0.00	0.550	1.95	5.754	34.12	60.256	97.25	630.957	100.00	6606.934	100.00
0.060	0.00	0.631	2.84	6.607	37.83	69.183	98.33	724.436	100.00	7585.776	100.00
0.069	0.00	0.724	3.83	7.586	41.70	79.433	99.06	831.764	100.00	8709.636	100.00
0.079	0.00	0.832	4.88	8.710	45.73	91.201	99.53	954.993	100.00	10000.000	100.00
0.091	0.00	0.955	5.97	10.000	49.92	104.713	99.82	1096.478	100.00		

Operator notes:

MASTERSIZER 2000 100

Result Analysis Report

Sample Name:
13589-001 F21 Comb Prod - Average

SOP Name:
Defaultar

Measured:
November 14, 2012 6:26:35 AM

Sample Source & type:

Measured by:
LR_Malvern1

Analysed:
November 14, 2012 6:26:37 AM

Sample bulk lot ref:
ar

Result Source:
Averaged

Particle Name:
Default

Accessory Name:
Hydro 2000G (A)

Analysis model:
General purpose

Sensitivity:
Enhanced

Particle RI:
1.520

Absorption:
0.1

Size range:
0.020 to 2000.000 um

Obscuration:
14.14 %

Dispersant Name:
Water

Dispersant RI:
1.330

Weighted Residual:
0.593 %

Result Emulation:
Off

Concentration:
0.0102 %Vol

Span :
3.131

Uniformity:
1.03

Result units:
Volume

Specific Surface Area:
1.36 m²/g

Surface Weighted Mean D[3,2]:
4.420 um

Vol. Weighted Mean D[4,3]:
14.325 um

d(0.1): 1.977 um **d(0.5):** 9.475 um **D(0.80) : 21.76 µm**

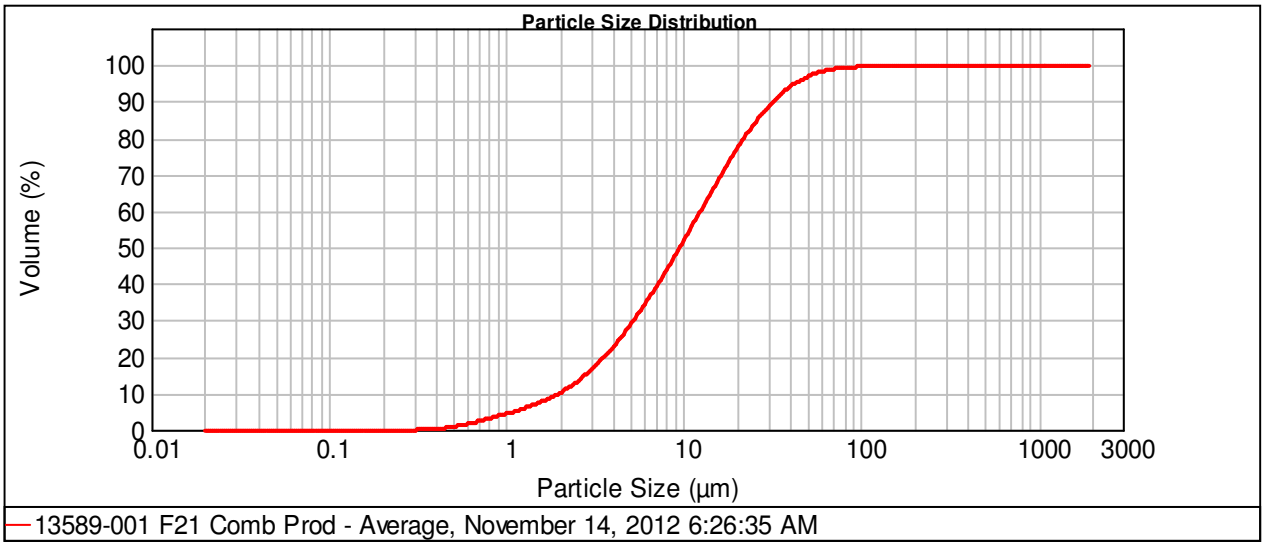

Size (µm)	Vol Under %	Size (µm)	Vol Under %	Size (µm)	Vol Under %	Size (µm)	Vol Under %	Size (µm)	Vol Under %	Size (µm)	Vol Under %
0.010	0.00	0.105	0.00	1.096	5.00	11.482	57.12	120.226	99.71	1258.925	100.00
0.011	0.00	0.120	0.00	1.259	5.92	13.183	62.30	138.038	99.76	1445.440	100.00
0.013	0.00	0.138	0.00	1.445	6.96	15.136	67.45	158.489	99.80	1659.587	100.00
0.015	0.00	0.158	0.00	1.660	8.15	17.378	72.45	181.970	99.85	1905.461	100.00
0.017	0.00	0.182	0.00	1.905	9.57	19.953	77.20	208.930	99.91	2187.762	100.00
0.020	0.00	0.209	0.00	2.188	11.27	22.909	81.59	239.883	99.96	2511.886	100.00
0.023	0.00	0.240	0.00	2.512	13.29	26.303	85.53	275.423	100.00	2884.032	100.00
0.026	0.00	0.275	0.00	2.884	15.67	30.200	88.96	316.228	100.00	3311.311	100.00
0.030	0.00	0.316	0.01	3.311	18.43	34.674	91.85	363.078	100.00	3801.894	100.00
0.035	0.00	0.363	0.09	3.802	21.56	39.811	94.19	416.869	100.00	4365.158	100.00
0.040	0.00	0.417	0.33	4.365	25.06	45.709	96.00	478.630	100.00	5011.872	100.00
0.046	0.00	0.479	0.73	5.012	28.89	52.481	97.34	549.541	100.00	5754.399	100.00
0.052	0.00	0.550	1.24	5.754	33.03	60.256	98.28	630.957	100.00	6606.934	100.00
0.060	0.00	0.631	1.87	6.607	37.45	69.183	98.90	724.436	100.00	7585.776	100.00
0.069	0.00	0.724	2.58	7.586	42.10	79.433	99.29	831.764	100.00	8709.636	100.00
0.079	0.00	0.832	3.34	8.710	46.95	91.201	99.52	954.993	100.00	10000.000	100.00
0.091	0.00	0.955	4.14	10.000	51.98	104.713	99.65	1096.478	100.00		

Operator notes:

Result Analysis Report

Sample Name:
13589-001 F22 Cu Comb Prod - Average

SOP Name:
Defaultar

Measured:
November 15, 2012 8:48:49 AM

Sample Source & type:

Measured by:
LR_Malvern1

Analysed:
November 15, 2012 8:48:51 AM

Sample bulk lot ref:
ar

Result Source:
Averaged

Particle Name:
Default

Accessory Name:
Hydro 2000G (A)

Analysis model:
General purpose

Sensitivity:
Enhanced

Particle RI:
1.520

Absorption:
0.1

Size range:
0.020 to 2000.000 um

Obscuration:
18.02 %

Dispersant Name:
Water

Dispersant RI:
1.330

Weighted Residual:
0.728 %

Result Emulation:
Off

Concentration:
0.0108 %Vol

Span :
3.592

Uniformity:
1.13

Result units:
Volume

Specific Surface Area:
1.77 m²/g

Surface Weighted Mean D[3,2]:
3.395 um

Vol. Weighted Mean D[4,3]:
12.105 um

---

d(0.1): 1.325 um **d(0.5):** 7.614 um **D(0.80) : 19.17 µm**

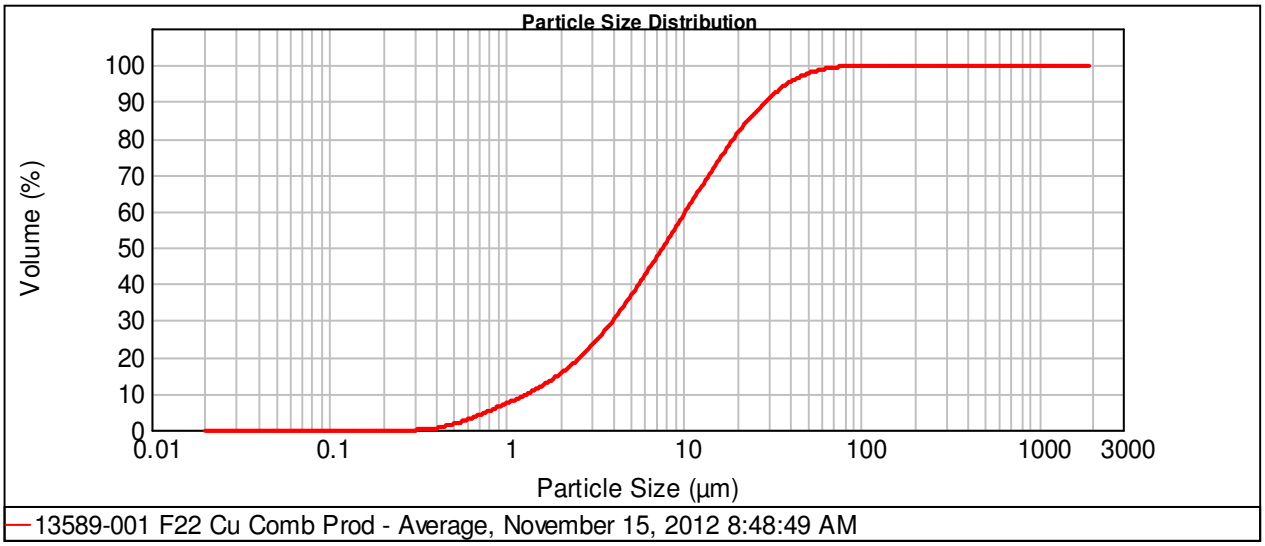

Size (µm)	Vol Under %	Size (µm)	Vol Under %	Size (µm)	Vol Under %	Size (µm)	Vol Under %	Size (µm)	Vol Under %	Size (µm)	Vol Under %
0.010	0.00	0.105	0.00	1.096	8.08	11.482	63.77	120.226	100.00	1258.925	100.00
0.011	0.00	0.120	0.00	1.259	9.46	13.183	68.36	138.038	100.00	1445.440	100.00
0.013	0.00	0.138	0.00	1.445	10.96	15.136	72.82	158.489	100.00	1659.587	100.00
0.015	0.00	0.158	0.00	1.660	12.64	17.378	77.11	181.970	100.00	1905.461	100.00
0.017	0.00	0.182	0.00	1.905	14.54	19.953	81.13	208.930	100.00	2187.762	100.00
0.020	0.00	0.209	0.00	2.188	16.73	22.909	84.83	239.883	100.00	2511.886	100.00
0.023	0.00	0.240	0.00	2.512	19.24	26.303	88.15	275.423	100.00	2884.032	100.00
0.026	0.00	0.275	0.00	2.884	22.08	30.200	91.03	316.228	100.00	3311.311	100.00
0.030	0.00	0.316	0.02	3.311	25.27	34.674	93.45	363.078	100.00	3801.894	100.00
0.035	0.00	0.363	0.21	3.802	28.78	39.811	95.41	416.869	100.00	4365.158	100.00
0.040	0.00	0.417	0.65	4.365	32.59	45.709	96.93	478.630	100.00	5011.872	100.00
0.046	0.00	0.479	1.32	5.012	36.65	52.481	98.06	549.541	100.00	5754.399	100.00
0.052	0.00	0.550	2.17	5.754	40.92	60.256	98.84	630.957	100.00	6606.934	100.00
0.060	0.00	0.631	3.18	6.607	45.34	69.183	99.36	724.436	100.00	7585.776	100.00
0.069	0.00	0.724	4.30	7.586	49.88	79.433	99.68	831.764	100.00	8709.636	100.00
0.079	0.00	0.832	5.51	8.710	54.49	91.201	99.87	954.993	100.00	10000.000	100.00
0.091	0.00	0.955	6.77	10.000	59.13	104.713	99.97	1096.478	100.00		

Operator notes:

Appendix E – Variability Testing

Test No.: F12 **Project No.**: 13589-001 **Operator**: CC/TM **Date**:

Purpose: As F11 on variability composites - Comp A

Procedure: As outlined below.

Feed: 2 x 2 kg of minus 10 mesh 50244-001 Comp A (location in a drum on a skid in the freezer)

Primary Grind: 30 minutes / 2 kg @ 65% solids in laboratory ball mill (BM#1). P80 = 91 µm

CuPb Regrind 20 minutes / 2 x CuPb Ro Conc 1-3 @ 65% solids in laboratory pebble mill. P80 = 22 µm
Zn Regrind 15 minutes / 2 x Zn Ro Conc 1-3 @ 65% solids in laboratory pebble mill. P80 = 17 µm

Conditions:

	Reagents added, grams per tonne							Time, minutes				
Stage	$Ca(OH)_2$	$ZnSO_4$	3418A	$CuSO_4$	5100	NaCN	MIBC	Grind	Cond.	Froth	pH	Ep (mV)
Grind (BM#1)	200	-	-	-	-	-	-	30			7.6	+60
CuPb Rougher (Based on 4kg of Feed)												
Aeration	-	-	-	-	-	-	-		5		7.8	+100
CuPb Rougher 1	338	-	5	-	-	-	12.5		1	1	9.5	+80
CuPb Rougher 2	-	-	2.5	-	-	-	5		1	2	9.0	+100
CuPb Rougher 3	-	-	2.5	-	-	-	5		1	3	8.9	+100
CuPb Cleaner (Based on 4Kg CuPb Rougher concentrates)												
Regrind (PM)	75	75	5	-	-	12.5	-	20			8.7	+120
CuPb 1st Cleaner	30	-	-	-	-	-	5		1	4	10.0	+60
CuPb 2nd Cleaner	42.5	-	2.5	-	-	-	7.5		1	3	10.0	+60
CuPb 3rd Cleaner	15	-	2.5	-	-	-	7.5		1	2	10.0	+20
CuPb Separation (CuPb 3rd Cleaner Concentrate)												
											8.0	+140
Pb Rougher	-	-	2.5	-	-	355	5		1	5	10.6	-350
Pb Cleaner (Pb Rougher Concentrate)												
Pb Cleaner	-	-	2.5	-	-	225	5		1	3	10.6	-350
Zn Rougher (CuPb Rougher + 1st Cleaner Tail per 4kg of feed)												
Condition	1650	-	-	150	-	-	-		3		11.5	+50
Zn Rougher 1	-	-	-	-	5	-	10		1	2	11.5	+20
Zn Rougher 2	-	-	-	-	5	-	5		1	2	11.3	+40
Zn Rougher 3	-	-	-	-	5	-	5		1	4	11.1	+75
Zn Cleaner (2 x Zn Ro Conc 1-3)												
Regrind	500	-	-	30	-	-	-	15			11.8	-100
Zn 1st Cleaner		-	-	-	5	-	5		1	5	11.8	-100
Zn 2nd Cleaner	276	-	-	-	-	-	5		1	4	11.8	-100
Zn 3rd Cleaner	133	-	-	-	-	-	5		1	3	11.8	-50
Zn 4th Cleaner	135	-	-	-	-	-	5		1	3	11.8	-50
Total	3394	75	25	180	20	593	93	65	23	46		

* as required

Stage	Roughers	CuPb 1st Clnr	Cu/Pb 2nd & 3rd Cl	Zn 1st to 4th Cl	Pb Rougher, Cl
Flotation Cell # 8	2000g-D2	500g-D1	250g-D1	500g-D1	250g-D1
Speed: rpm	1500	1500	1500	1500	1200

Test No.: F12 **Project No.**: 13589-001 **Operator**: CC/TM **Date**:

Purpose: As F11 on variability composites - Comp A

Procedure: As outlined below.

Feed: 2 x 2 kg of minus 10 mesh 50244-001 Comp A (location in a drum on a skid in the freezer)

Metallurgical Balance

Product	Weight		Assays %, g/t								% Distribution							
	g	%	Zn	Pb	Cu	Ag	In	Sn	S	Fe	Zn	Pb	Cu	Ag	In	Sn	S	Fe
Pb Cleaner Conc	24.9	0.6	1.51	72.2	3.64	8084					1.4	74.9	12.7	69.7	#DIV/0!	#DIV/0!	#DIV/0!	#DIV/0!
Pb Cleaner Tail	4.4	0.1	6.65	10.2	23.7	2000					1.1	1.9	14.6	3.0	#DIV/0!	#DIV/0!	#DIV/0!	#DIV/0!
Pb Ro Tl (Cu Conc)	11.8	0.3	7.51	5.11	25.0	1487					3.4	2.5	41.2	6.1	#DIV/0!	#DIV/0!	#DIV/0!	#DIV/0!
CuPb 3rd Cl Tail	1.6	0.0	9.52	13.0	8.68	1250					0.6	0.9	1.9	0.7	#DIV/0!	#DIV/0!	#DIV/0!	#DIV/0!
CuPb 2nd Cl Tail	9.7	0.2	8.47	6.49	4.03	1110					3.1	2.6	5.5	3.7	#DIV/0!	#DIV/0!	#DIV/0!	#DIV/0!
Zn 4th Clnr Conc	54.0	1.4	37.3	2.09	1.01	372					76.6	4.7	7.6	7.0	#DIV/0!	#DIV/0!	#DIV/0!	#DIV/0!
Zn 4th Clnr Tail	5.5	0.1	7.27	0.74	0.53	154					1.5	0.2	0.4	0.3	#DIV/0!	#DIV/0!	#DIV/0!	#DIV/0!
Zn 3rd Clnr Tail	8.0	0.2	4.28	0.52	0.47	131					1.3	0.2	0.5	0.4	#DIV/0!	#DIV/0!	#DIV/0!	#DIV/0!
Zn 2nd Clnr Tail	18.7	0.5	1.30	0.20	0.37	97.8					0.9	0.2	1.0	0.6	#DIV/0!	#DIV/0!	#DIV/0!	#DIV/0!
Zn 1st Clnr Tail	110.3	2.8	0.25	0.046	0.10	26.2					1.0	0.2	1.5	1.0	#DIV/0!	#DIV/0!	#DIV/0!	#DIV/0!
Zn Rougher Tail	3727.1	93.7	0.063	0.076	0.025	5.80					8.9	11.8	13.0	7.5	#DIV/0!	#DIV/0!	#DIV/0!	#DIV/0!
Head (calc.)	3976.0	100.0	0.66	0.60	0.18	72.6	0.0	0.000	0.00	0.00	100.0	100.0	100.0	100.0	#DIV/0!	#DIV/0!	#DIV/0!	#DIV/0!
(direct)			0.69	0.62	0.18	89.1	1.7	0.077	1.83	3.20								
Combined Products				Estimated value - Insufficient sample mass														
Pb Cleaner Conc	**0.6**		**1.51**	**72.2**	**3.64**	**8084**	**0.0**	**0.00**	**0.0**	**0.0**	**1.4**	**74.9**	**12.7**	**69.7**	**#DIV/0!**	**#DIV/0!**	**#DIV/0!**	**#DIV/0!**
Pb Rougher Conc	0.7		2.28	62.9	6.65	7170	0.0	0.00	0.0	0.0	2.5	76.8	27.3	72.8	#DIV/0!	#DIV/0!	#DIV/0!	#DIV/0!
Cu Conc (Pb Ro + Pb Cl Tail)	**0.4**		**7.28**	**6.49**	**24.6**	**1626**	**0**	**0.00**	**0.0**	**0.0**	**4.5**	**4.4**	**55.8**	**9.1**	**#DIV/0!**	**#DIV/0!**	**#DIV/0!**	**#DIV/0!**
CuPb 3rd Cl Conc	1.0		3.78	46.3	11.9	5539	0	0.00	0.0	0.0	5.9	79.3	68.5	78.8	#DIV/0!	#DIV/0!	#DIV/0!	#DIV/0!
CuPb 2nd Cl Conc	1.1		4.00	45.1	11.8	5378	0	0.00	0.0	0.0	6.5	80.2	70.4	79.5	#DIV/0!	#DIV/0!	#DIV/0!	#DIV/0!
CuPb 1st Cl Conc	1.3		4.83	37.9	10.4	4588	0	0.00	0.0	0.0	9.6	82.8	75.9	83.3	#DIV/0!	#DIV/0!	#DIV/0!	#DIV/0!
Zn Rougher Feed	98.7		0.61	0.105	0.044	12.3	0.0	0.000	0.00	0.00	90.4	17.2	24.1	16.7	#DIV/0!	#DIV/0!	#DIV/0!	#DIV/0!
Zn 4th Clnr Conc	**1.4**		**37.3**	**2.09**	**1.01**	**372**	**0**	**0.000**	**0.0**	**0.0**	**76.6**	**4.7**	**7.6**	**7.0**	**#DIV/0!**	**#DIV/0!**	**#DIV/0!**	**#DIV/0!**
Zn 3rd Clnr Conc	1.5		35.9	3.02	1.62	533	0	0.000	0.0	0.0	78.2	4.9	8.0	7.3	#DIV/0!	#DIV/0!	#DIV/0!	#DIV/0!
Zn 2nd Clnr Conc	1.7		30.9	1.79	0.91	326	0	0.000	0.0	0.0	79.5	5.0	8.6	7.6	#DIV/0!	#DIV/0!	#DIV/0!	#DIV/0!
Zn 1st Clnr Conc	2.2		24.5	1.45	0.79	276	0	0.000	0.0	0.0	80.4	5.2	9.5	8.2	#DIV/0!	#DIV/0!	#DIV/0!	#DIV/0!
Zn Rougher Conc	4.9		10.9	0.66	0.403	136	0	0.000	0.0	0.0	81.4	5.4	11.1	9.2	#DIV/0!	#DIV/0!	#DIV/0!	#DIV/0!
Zn Rougher Tail	93.7		0.063	0.076	0.025	5.80	0.0	0.000	0.00	0.00	8.9	11.8	13.0	7.5	#DIV/0!	#DIV/0!	#DIV/0!	#DIV/0!
Head (calc.)	100.0		0.66	0.60	0.18	72.6	0.0	0.000	0.00	0.00	100.0	100.0	100.0	100.0	#DIV/0!	#DIV/0!	#DIV/0!	#DIV/0!

Test No.: F13 **Project No.**: 13589-001 **Operator**: CC/TM **Date**: Aug 7th 2012

Purpose: As F11 on variability composites - Comp B - higher Zn, increased NaCN in CuPb regrind and CuSO4 in Zn circuit

Procedure: As outlined below.

Feed: 2 kg of minus 10 mesh 50244-001 Comp B (location in a drum on a skid in the freezer)

Primary Grind: 30 minutes / 2 kg @ 65% solids in laboratory ball mill (BM#1). P80 = 106 µm

CuPb Regrind 15 minutes / CuPb Ro Conc 1-3 @ 65% solids in laboratory pebble mill. P80 = 24 µm
Zn Regrind 20 minutes / Zn Ro Conc 1-3 @ 65% solids in laboratory pebble mill. P80 = 15 µm

Conditions:

	Reagents added, grams per tonne							Time, minutes				
Stage	$Ca(OH)_2$	$ZnSO_4$	3418A	$CuSO_4$	5100	NaCN	MIBC	Grind	Cond.	Froth	pH	Ep (mV)
Grind (BM#1)	200	-	-	-	-	-	-	30			7.8	-40
CuPb Rougher (Based on 2kg of Feed)												
Aeration	-	-	-	-	-	-	-		5		8.0	+120
CuPb Rougher 1	313	-	10	-	-	-	12.5		1	1	9.5	+80
CuPb Rougher 2	-	-	2.5	-	-	-	5		1	2	9.2	+100
CuPb Rougher 3	-	-	2.5	-	-	-	5		1	3	8.9	+120
CuPb Cleaner (Based on 2Kg CuPb Rougher concentrates)												
Regrind (PM)	75	75	5	-	-	25	-	15			8.5	0
CuPb 1st Cleaner	50	-	-	-	-	-	5		1	4	10.0	0
CuPb 2nd Cleaner	50	-	2.5	-	-	-	5		1	3	10.0	+40
CuPb 3rd Cleaner	50	-	2.5	-	-	-	5		1	2	10.0	+60
CuPb Separation (CuPb 3rd Cleaner Concentrate)												
											8.4	+140
Pb Rougher	-	-	2.5	-	-	675	5		1	3	10.6	-400
Pb Cleaner (Pb Rougher Concentrate)												
Pb Cleaner	-	-	2.5	-	-	300	5		1	2	10.2	-400
Zn Rougher (CuPb Rougher + 1st Cleaner Tail per 2kg of feed)												
Condition	1505	-	-	350	-	-	-		3		11.5	-50
Zn Rougher 1	-	-	-	-	10	-	10		1	2	11.5	-50
Zn Rougher 2	-	-	-	-	10	-	5		1	2	11.3	-75
Zn Rougher 3	-	-	-	-	5	-	5		1	4	11.1	-75
Zn Cleaner (Zn Ro Conc 1-3)												
Regrind	500	-	-	75	-	-	-	20			11.0	-100
Zn 1st Cleaner	500	-	-	-	5	-	5		1	5	11.8	-100
Zn 2nd Cleaner	745	-	-	-	2.5	-	5		1	4	11.8	-100
Zn 3rd Cleaner	280	-	-	-	-	-	5		1	3	11.8	-75
Zn 4th Cleaner	175	-	-	-	-	-	5		1	3	11.8	-75
Total	4443	75	30	425	33	1000	88	65	23	43		

Lots of Pyrite in Zn Ro's

* as required

Stage	Roughers	CuPb 1st Clnr	Cu/Pb 2nd & 3rd Cl	Zn 1st to 4th Cl	Pb Rougher, Cl
Flotation Cell # 8	1000g-D1	500g-D1	250g-D1	500g-D1	250g-D1
Speed: rpm	1500	1500	1500	1500	1200

Test No.: F13 **Project No.**: 13589-001 **Operator**: CC/TM **Date**: Aug 7th 2012

Purpose: As F11 on variability composites - Comp B - higher Zn, increased NaCN in CuPb regrind and CuSO4 in Zn circuit

Procedure: As outlined below.

50244-001

Feed: 2 kg of minus 10 mesh Comp B (location in a drum on a skid in the freezer)

Metallurgical Balance

Product	Weight		Assays %, g/t								% Distribution							
	g	%	Zn	Pb	Cu	Ag	In	Sn	S	Fe	Zn	Pb	Cu	Ag	In	Sn	S	Fe
Pb Cleaner Conc	5.6	0.3	0.61	73.1	2.04	4538					0.1	58.3	0.9	24.9	#DIV/0!	#DIV/0!	#DIV/0!	#DIV/0!
Pb Cleaner Tail	3.4	0.2	1.89	17.6	23.2	1697					0.1	8.5	6.4	5.6	#DIV/0!	#DIV/0!	#DIV/0!	#DIV/0!
Pb Ro Tl (Cu Conc)	23.1	1.2	1.61	2.32	31.3	1437					0.8	7.6	58.5	32.5	#DIV/0!	#DIV/0!	#DIV/0!	#DIV/0!
CuPb 3rd Cl Tail	2.8	0.1	9.50	10.0	7.50	614					0.6	4.0	1.7	1.7	#DIV/0!	#DIV/0!	#DIV/0!	#DIV/0!
CuPb 2nd Cl Tail	4.1	0.2	8.50	6.50	4.00	276					0.7	3.8	1.3	1.1	#DIV/0!	#DIV/0!	#DIV/0!	#DIV/0!
Zn 4th Clnr Conc	79.1	4.0	46.3	0.44	3.23	201					76.4	5.0	20.7	15.6	#DIV/0!	#DIV/0!	#DIV/0!	#DIV/0!
Zn 4th Clnr Tail	5.8	0.3	32.1	0.59	2.55	198					3.9	0.5	1.2	1.1	#DIV/0!	#DIV/0!	#DIV/0!	#DIV/0!
Zn 3rd Clnr Tail	6.9	0.3	23.1	0.46	2.14	168					3.3	0.5	1.2	1.1	#DIV/0!	#DIV/0!	#DIV/0!	#DIV/0!
Zn 2nd Clnr Tail	14.8	0.7	10.0	0.26	1.12	96.1					3.1	0.5	1.3	1.4	#DIV/0!	#DIV/0!	#DIV/0!	#DIV/0!
Zn 1st Clnr Tail	101.8	5.1	4.24	0.037	0.30	40.7					9.0	0.5	2.5	4.1	#DIV/0!	#DIV/0!	#DIV/0!	#DIV/0!
Zn Rougher Tail	1754.2	87.6	0.056	0.043	0.030	6.40					2.0	10.7	4.3	11.0	#DIV/0!	#DIV/0!	#DIV/0!	#DIV/0!
Head (calc.)	2001.6	100.0	2.40	0.35	0.62	51.1	0.0	0.000	0.00	0.00	100.0	100.0	100.0	100.0	#DIV/0!	#DIV/0!	#DIV/0!	#DIV/0!
(direct)			2.30	0.30	0.60	56.2	15.6	0.076	4.14	5.51								
Combined Products			Estimated value - Insufficient sample mass															
Pb Cleaner Conc		**0.3**	**0.61**	**73.1**	**2.04**	**4538**	**0.0**	**0.00**	**0.0**	**0.0**	**0.1**	**58.3**	**0.9**	**24.9**	**#DIV/0!**	**#DIV/0!**	**#DIV/0!**	**#DIV/0!**
Pb Rougher Conc		0.4	1.09	52.1	10.0	3465	0.0	0.00	0.0	0.0	0.2	66.8	7.3	30.5	#DIV/0!	#DIV/0!	#DIV/0!	#DIV/0!
Cu Conc (Pb Ro + Pb Cl Tail)		**1.3**	**1.65**	**4.28**	**30.3**	**1470**	**0**	**0.00**	**0.0**	**0.0**	**0.9**	**16.2**	**64.9**	**38.1**	**#DIV/0!**	**#DIV/0!**	**#DIV/0!**	**#DIV/0!**
CuPb 3rd Cl Conc		1.6	1.47	16.3	25.3	2006	0	0.00	0.0	0.0	1.0	74.5	65.8	63.0	#DIV/0!	#DIV/0!	#DIV/0!	#DIV/0!
CuPb 2nd Cl Conc		1.7	2.11	15.8	23.9	1894	0	0.00	0.0	0.0	1.5	78.5	67.5	64.7	#DIV/0!	#DIV/0!	#DIV/0!	#DIV/0!
CuPb 1st Cl Conc		1.9	2.78	14.8	21.8	1724	0	0.00	0.0	0.0	2.3	82.3	68.9	65.8	#DIV/0!	#DIV/0!	#DIV/0!	#DIV/0!
Zn Rougher Feed		98.1	2.39	0.063	0.20	17.8	0.0	0.000	0.00	0.00	97.7	17.7	31.1	34.2	#DIV/0!	#DIV/0!	#DIV/0!	#DIV/0!
Zn 4th Clnr Conc		**4.0**	**46.3**	**0.44**	**3.23**	**201**	**0**	**0.000**	**0.0**	**0.0**	**76.4**	**5.0**	**20.7**	**15.6**	**#DIV/0!**	**#DIV/0!**	**#DIV/0!**	**#DIV/0!**
Zn 3rd Clnr Conc		4.2	45.7	0.76	3.38	214	0	0.000	0.0	0.0	80.3	5.4	21.9	16.7	#DIV/0!	#DIV/0!	#DIV/0!	#DIV/0!
Zn 2nd Clnr Conc		4.6	43.7	0.45	3.11	198	0	0.000	0.0	0.0	83.6	5.9	23.1	17.8	#DIV/0!	#DIV/0!	#DIV/0!	#DIV/0!
Zn 1st Clnr Conc		5.3	39.0	0.42	2.83	184	0	0.000	0.0	0.0	86.7	6.4	24.4	19.2	#DIV/0!	#DIV/0!	#DIV/0!	#DIV/0!
Zn Rougher Conc		10.4	22.0	0.24	1.59	114	0	0.000	0.0	0.0	95.7	7.0	26.9	23.3	#DIV/0!	#DIV/0!	#DIV/0!	#DIV/0!
Zn Rougher Tail		87.6	0.056	0.043	0.030	6.4	0.0	0.000	0.00	0.00	2.0	10.7	4.3	11.0	#DIV/0!	#DIV/0!	#DIV/0!	#DIV/0!
Head (calc.)		100.0	2.40	0.35	0.62	51.1	0.0	0.000	0.00	0.00	100.0	100.0	100.0	100.0	#DIV/0!	#DIV/0!	#DIV/0!	#DIV/0!

Test No.: F14 **Project No.**: 13589-001 **Operator**: CC/TM **Date**: Aug 14th 2012

Purpose: As F11 on variability composites - Comp C

Procedure: As outlined below.

Feed: 2 x 2 kg of minus 10 mes 50244-001 Comp C (location in a drum on a skid in the freezer)

Primary Grind: 30 minutes / 2 kg @ 65% solids in laboratory ball mill (BM#1). P80 = 92 µm

CuPb Regrind 20 minutes / CuPb Ro Conc 1-3 @ 65% solids in laboratory pebble mill. P80 = 16 µm
Zn Regrind 15 minutes / Zn Ro Conc 1-3 @ 65% solids in laboratory pebble mill. P80 = 25 µm

Conditions:

	Reagents added, grams per tonne							Time, minutes				
Stage	$Ca(OH)_2$	$ZnSO_4$	3418A	$CuSO_4$	5100	NaCN	MIBC	Grind	Cond.	Froth	pH	Ep (mV)
Grind (BM#1)	200	-	-	-	-	-	-	30			7.8	+160
CuPb Rougher (Based on 4kg of Feed)												
Aeration	-	-	-	-	-	-	-		5		7.8	+160
CuPb Rougher 1	313	-	5	-	-	-	12.5		1	1	9.5	+60
CuPb Rougher 2	-	-	2.5	-	-	-	5		1	2	9.0	+40
CuPb Rougher 3	-	-	2.5	-	-	-	5		1	3	8.8	+40
CuPb Cleaner (Based on 4Kg CuPb Rougher concentrates)												
Regrind (PM)	75	75	5	-	-	12.5	-	20			9.2	+100
CuPb 1st Cleaner	20	-	-	-	-	-	7.5		1	4	10.0	-10
CuPb 2nd Cleaner	12.5	-	2.5	-	-	-	7.5		1	3	10.0	-10
CuPb 3rd Cleaner	25	-	2.5	-	-	-	7.5		1	2	10.0	-10
CuPb Separation (CuPb 3rd Cleaner Concentrate)												
											8.0	+140
Pb Rougher	-	-	2.5	-	-	500	5		1	3	10.8	-400
Pb Cleaner (Pb Rougher Concentrate)												
Pb Cleaner	-	-	2.5	-	-	195	5		1	2	10.6	-400
Zn Rougher (CuPb Rougher + 1st Cleaner Tail per 4kg of feed)												
Condition	1750	-	-	250	-	-	-		3		11.5	-20
Zn Rougher 1	-	-	-	-	10	-	10		1	2	11.5	-20
Zn Rougher 2	-	-	-	-	5	-	5		1	2	11.3	0
Zn Rougher 3	-	-	-	-	5	-	5		1	4	11.0	0
Zn Cleaner (2 x Zn Ro Conc 1-3)												
Regrind	500	-	-	50	-	-	-	15			11.5	-50
Zn 1st Cleaner	20	-	-	-	5	-	5		1	5	11.8	-50
Zn 2nd Cleaner	175	-	-	-	2.5	-	5		1	4	11.8	-40
Zn 3rd Cleaner	250	-	-	-	-	-	5		1	3	11.8	-40
Zn 4th Cleaner	250	-	-	-	-	-	5		1	3	11.8	-40
Total	3591	75	25	300	28	708	95	65	23	43		

* as required

Stage	Roughers	CuPb 1st Clnr	Cu/Pb 2nd & 3rd Cl	Zn 1st to 4th Cl	Pb Rougher, Cl
Flotation Cell # 8	2000g-D2	500g-D1	250g-D1	500g-D1	250g-D1
Speed: rpm	1500	1500	1500	1500	1200

Test No.: F14 **Project No.**: 13589-001 **Operator**: CC/TM **Date**: Aug 14th 2012

Metallurgical Balance

Product	Weight		Assays %, g/t								% Distribution							
	g	%	Zn	Pb	Cu	Ag	In	Sn	S	Fe	Zn	Pb	Cu	Ag	In	Sn	S	Fe
Pb Cleaner Conc	13.3	0.3	0.81	69.4	3.94	7800	<25	0.17	13.6	4.90	0.2	76.3	4.4	58.2	0.6	2.4	1.7	0.3
Pb Cleaner Tail	6.0	0.1	2.43	6.91	27.2	1500	100	0.70	29.7	25.8	0.2	3.4	13.6	5.1	1.1	4.5	1.6	0.8
Pb Ro Tl (Cu Conc)	24.0	0.6	3.09	4.44	28.4	1425	124	0.74	30.8	26.7	1.2	8.8	56.9	19.2	5.6	19.2	6.8	3.4
CuPb 3rd Cl Tail	3.2	0.1	9.77	4.71	11.8	500	75	0.45	21.6	19.3	0.5	1.2	3.2	0.9	0.4	1.6	0.6	0.3
CuPb 2nd Cl Tail	4.3	0.1	10.0	1.43	4.30	330	50	0.21	14.2	13.8	0.7	0.5	1.5	0.8	0.4	1.0	0.6	0.3
Zn 4th Clnr Conc	159.6	4.0	35.9	0.31	0.57	73.3	254	<0.050	33.8	24.7	91.4	4.1	7.6	6.6	75.9	8.6	49.8	20.9
Zn 4th Clnr Tail	4.7	0.1	4.37	0.11	1.09	83.0	<25	0.028	27.1	40.0	0.3	0.0	0.4	0.2	0.2	0.1	1.2	1.0
Zn 3rd Clnr Tail	15.7	0.4	2.76	<0.01	0.73	53.7	<15	0.027	28.4	44.0	0.7	0.0	1.0	0.5	0.4	0.5	4.1	3.7
Zn 2nd Clnr Tail	31.4	0.8	1.40	<0.01	0.51	40.0	<10	0.024	21.0	31.4	0.7	0.0	1.3	0.7	0.6	0.8	6.1	5.2
Zn 1st Clnr Tail	124.8	3.1	0.57	<0.01	0.22	22.3	<5	0.018	9.36	16.4	1.1	0.1	2.3	1.6	1.2	2.4	10.8	10.9
Zn Rougher Tail	3620.8	90.3	0.052	0.018	0.026	3.10	<2	0.015	0.50	2.76	3.0	5.4	7.9	6.3	13.6	58.8	16.7	53.1
Head (calc.)	4007.8	100.0	1.56	0.30	0.30	44.5	13.3	0.023	2.70	4.70	100.0	100.0	100.0	100.0	100.0	100.0	100.0	100.0
(direct)			1.67	0.34	0.31	44.1	13.1	0.023	2.93	4.53								
Combined Products				Estimated value - Insufficient sample mass							Pb interference, lowest possible detection limit							
Pb Cleaner Conc	**0.3**		**0.81**	**69.4**	**3.94**	**7800**	**25.0**	**0.17**	**13.6**	**4.90**	**0.2**	**76.3**	**4.4**	**58.2**	**0.6**	**2.4**	**1.7**	**0.3**
Pb Rougher Conc	0.5		1.31	50.0	11.2	5841	48.3	0.33	18.6	11.4	0.4	79.8	18.0	63.3	1.7	7.0	3.3	1.2
Cu Conc (Pb Ro + Pb Cl Tail)	**0.7**		**2.96**	**4.93**	**28.2**	**1440**	**119**	**0.73**	**30.6**	**26.5**	**1.4**	**12.2**	**70.5**	**24.2**	**6.7**	**23.8**	**8.5**	**4.2**
CuPb 3rd Cl Conc	1.1		2.30	24.7	20.7	3394	90.3	0.56	25.4	19.9	1.6	88.6	74.9	82.5	7.3	26.2	10.1	4.6
CuPb 2nd Cl Conc	1.2		2.81	23.4	20.1	3194	89.2	0.55	25.1	19.8	2.1	89.8	78.0	83.4	7.8	27.8	10.8	4.9
CuPb 1st Cl Conc	1.3		3.42	21.5	18.8	2952	85.9	0.52	24.2	19.3	2.8	90.3	79.5	84.2	8.2	28.7	11.3	5.2
Zn Rougher Feed	98.7		1.54	0.030	0.062	7.13	12.4	0.017	2.43	4.51	97.2	9.7	20.5	15.8	91.8	71.3	88.7	94.8
Zn 4th Clnr Conc	**4.0**		**35.9**	**0.31**	**0.57**	**73.3**	**254**	**0.050**	**33.8**	**24.7**	**91.4**	**4.1**	**7.6**	**6.6**	**75.9**	**8.6**	**49.8**	**20.9**
Zn 3rd Clnr Conc	4.1		35.3	0.34	0.70	82.2	249	0.055	34.0	25.5	91.7	4.1	8.0	6.8	76.1	8.8	51.0	21.9
Zn 2nd Clnr Conc	4.5		32.2	0.28	0.60	71.8	227	0.047	33.2	26.8	92.4	4.1	9.0	7.3	76.5	9.2	55.1	25.6
Zn 1st Clnr Conc	5.3		27.6	0.24	0.58	67.1	195	0.044	31.3	27.5	93.1	4.2	10.3	8.0	77.1	10.1	61.2	30.8
Zn Rougher Conc	8.4		17.6	0.15	0.449	50.5	124	0.034	23.2	23.4	94.2	4.3	12.6	9.5	78.3	12.5	72.0	41.7
Zn Rougher Tail	90.3		0.052	0.018	0.026	3.10	2.0	0.015	0.50	2.76	3.0	5.4	7.9	6.3	13.6	58.8	16.7	53.1
Head (calc.)	100.0		1.56	0.30	0.299	44.5	13.3	0.023	2.70	4.70	100.0	100.0	100.0	100.0	100.0	100.0	100.0	100.0

Test No.: F15 **Project No.**: 13589-001 **Operator**: CC/TM **Date**: Aug 15th 2012

Purpose: As F11 on variability composites - Comp D

Procedure: As outlined below.

Feed: 2 x 2 kg of minus 10 mesh 50244-001 Comp D (location in a drum on a skid in the freezer)

Primary Grind: 30 minutes / 2 kg @ 65% solids in laboratory ball mill (BM#1). P80 = 105 µm

CuPb Regrind 15 minutes / CuPb Ro Conc 1-3 @ 65% solids in laboratory pebble mill. P80 = µm
Zn Regrind 15 minutes / Zn Ro Conc 1-3 @ 65% solids in laboratory pebble mill. P80 = µm

Conditions:

	Reagents added, grams per tonne							Time, minutes				
Stage	$Ca(OH)_2$	$ZnSO_4$	3418A	$CuSO_4$	5100	NaCN	MIBC	Grind	Cond.	Froth	pH	Ep (mV)
Grind (BM#1)	200	-	-	-	-	-	-	30			7.6	+60
CuPb Rougher (Based on 4kg of Feed)												
Aeration	-	-	-	-	-	-	-		5		7.6	+100
CuPb Rougher 1	313	-	5	-	-	-	12.5		1	1	9.5	0
CuPb Rougher 2	-	-	2.5	-	-	-	5		1	2	9.0	+40
CuPb Rougher 3	-	-	2.5	-	-	-	5		1	2	8.8	+40
CuPb Cleaner (Based on 4Kg CuPb Rougher concentrates)												
Regrind (PM)	75	75	2.5	-	-	12.5	-	15			9.0	+100
CuPb 1st Cleaner	20	-	-	-	-	-	5		1	3	10.0	-10
CuPb 2nd Cleaner	12.5	-	1.25	-	-	-	5		1	2	10.0	-10
CuPb 3rd Cleaner	25	-	1.25	-	-	-	5		1	1	10.0	0
CuPb Separation (CuPb 3rd Cleaner Concentrate)												
											8.0	+140
Pb Rougher	-	-	1.25	-	-	450	5		1	3	10.6	-400
Pb Cleaner (Pb Rougher Concentrate)												
Pb Cleaner	-	-	2.5	-	-	155	5		1	2	10.2	-400
Zn Rougher (CuPb Rougher + 1st Cleaner Tail per 4kg of feed)												
Condition	1500	-	-	100	-	-	-		3		11.5	-40
Zn Rougher 1	-	-	-	-	5	-	10		1	2	11.5	-40
Zn Rougher 2	-	-	-	-	5	-	5		1	2	11.2	-10
Zn Rougher 3	-	-	-	-	5	-	5		1	4	11.0	0
Zn Cleaner (Zn Ro Conc 1-3)												
Regrind	500	-	-	25	-	-	-	15			11.5	-30
Zn 1st Cleaner	63	-	-	-	5	-	5		1	5	11.8	-40
Zn 2nd Cleaner	168	-	-	-	2.5	-	5		1	4	11.8	-20
Zn 3rd Cleaner	250	-	-	-	-	-	5		1	3	11.8	-30
Zn 4th Cleaner	250	-	-	-	-	-	5		1	3	11.8	-30
Total	3376	75	19	125	23	618	88	60	23	39		

* as required

Stage	Roughers	CuPb 1st Clnr	Cu/Pb 2nd & 3rd Cl	Zn 1st to 4th Cl	Pb Rougher, Cl
Flotation Cell # 8	2000g-D2	500g-D1	250g-D1	500g-D1	250g-D1
Speed: rpm	1500	1500	1500	1500	1200

Test No.: F15 **Project No.**: 13589-001 **Operator**: CC/TM **Date**: Aug 15th 2012

Metallurgical Balance

Product	Weight		Assays %, g/t								% Distribution							
	g	%	Zn	Pb	Cu	Ag	In	Sn	S	Fe	Zn	Pb	Cu	Ag	In	Sn	S	Fe
Pb Cleaner Conc	9.8	0.2	0.59	69.6	2.66	8000	20	0.25	14.4	3.76	0.2	67.5	6.0	60.6	0.5	5.9	1.3	0.2
Pb Cleaner Tail	2.4	0.1	2.05	21.8	20.9	2000	50	1.01	29.0	20.9	0.1	5.2	11.5	3.7	0.3	5.9	0.7	0.3
Pb Ro Tl (Cu Conc)	7.2	0.2	2.50	13.8	24.7	1500	100	1.09	28.4	23.4	0.5	9.8	40.7	8.4	1.8	19.0	1.9	0.9
CuPb 3rd Cl Tail	1.6	0.0	8.08	11.6	6.65	500	50	0.50	20.0	17.9	0.4	1.8	2.4	0.6	0.2	1.9	0.3	0.1
CuPb 2nd Cl Tail	3.7	0.1	8.36	4.00	3.38	300	50	0.14	15.5	15.3	0.8	1.5	2.9	0.9	0.5	1.3	0.5	0.3
Zn 4th Clnr Conc	154.8	3.9	21.8	0.57	0.65	114	191	<0.002	35.3	38.7	92.1	8.7	23.0	13.7	74.9	0.8	51.9	30.3
Zn 4th Clnr Tail	6.0	0.1	2.83	0.45	0.46	93.9	27	0.004	24.8	37.3	0.5	0.3	0.6	0.4	0.4	0.1	1.4	1.1
Zn 3rd Clnr Tail	19.3	0.5	1.41	0.14	0.25	43.5	15	0.008	27.4	41.2	0.7	0.3	1.1	0.6	0.7	0.4	5.0	4.0
Zn 2nd Clnr Tail	28.5	0.7	0.78	0.061	0.19	37.2	9	0.004	15.5	24.9	0.6	0.2	1.2	0.8	0.6	0.3	4.2	3.6
Zn 1st Clnr Tail	108.3	2.7	0.38	0.063	0.086	27.4	<5	0.008	7.42	13.3	1.1	0.7	2.1	2.3	1.4	2.1	7.6	7.3
Zn Rougher Tail	3675.7	91.5	0.030	0.011	0.010	2.80	<2	0.007	0.72	2.79	3.0	4.0	8.4	8.0	18.6	62.4	25.1	51.9
Head (calc.)	4017.3	100.0	0.91	0.25	0.11	32.2	9.82	0.010	2.62	4.92	100.0	100.0	100.0	100.0	100.0	100.0	100.0	100.0
(direct)			0.89	0.27	0.10	32.3	8.80	0.010	2.77	4.57								
Combined Products				Estimated value - Insufficient sample mass														
Pb Cleaner Conc	**0.2**		**0.59**	**69.6**	**2.66**	**8000**	**20.0**	**0.25**	**14.4**	**3.76**	**0.2**	**67.5**	**6.0**	**60.6**	**0.5**	**5.9**	**1.3**	**0.2**
Pb Rougher Conc	0.3		0.88	60.2	6.25	6820	25.9	0.40	17.3	7.13	0.3	72.7	17.4	64.4	0.8	11.8	2.0	0.4
Cu Conc (Pb Ro + Pb Cl Tail)	**0.2**		**2.39**	**15.8**	**23.8**	**1625**	**88**	**1.07**	**28.6**	**22.8**	**0.6**	**15.0**	**52.2**	**12.1**	**2.1**	**24.9**	**2.6**	**1.1**
CuPb 3rd Cl Conc	0.5		1.48	43.0	13.1	4845	53.4	0.66	21.4	13.2	0.8	82.6	58.2	72.7	2.6	30.8	3.9	1.3
CuPb 2nd Cl Conc	0.5		1.98	40.6	12.6	4514	53.1	0.64	21.3	13.5	1.1	84.4	60.6	73.3	2.8	32.8	4.2	1.4
CuPb 1st Cl Conc	0.6		2.94	35.1	11.2	3883	52.7	0.57	20.4	13.8	2.0	85.9	63.4	74.2	3.3	34.0	4.8	1.7
Zn Rougher Feed	99.4		0.90	0.036	0.040	8.36	9.6	0.007	2.51	4.86	98.0	14.1	36.6	25.8	96.7	66.0	95.2	98.3
Zn 4th Clnr Conc	**3.9**		**21.8**	**0.57**	**0.65**	**114**	**191**	**0.002**	**35.3**	**38.7**	**92.1**	**8.7**	**23.0**	**13.7**	**74.9**	**0.8**	**51.9**	**30.3**
Zn 3rd Clnr Conc	4.0		21.3	0.66	0.72	120	186	0.005	35.3	39.0	92.5	9.0	23.7	14.1	75.3	0.8	53.3	31.5
Zn 2nd Clnr Conc	4.5		19.0	0.52	0.60	106	167	0.003	34.1	38.9	93.3	9.3	24.8	14.7	76.1	1.2	58.3	35.5
Zn 1st Clnr Conc	5.2		16.5	0.46	0.54	96	145	0.003	31.6	37.0	93.9	9.4	26.0	15.6	76.7	1.5	62.5	39.1
Zn Rougher Conc	7.9		11.0	0.32	0.388	73	97	0.005	23.3	28.9	95.0	10.1	28.1	17.9	78.1	3.6	70.1	46.4
Zn Rougher Tail	91.5		0.030	0.011	0.010	2.80	2.00	0.007	0.72	2.79	3.0	4.0	8.4	8.0	18.6	62.4	25.1	51.9
Head (calc.)	100.0		0.91	0.25	0.109	32.2	9.8	0.010	2.62	4.92	100.0	100.0	100.0	100.0	100.0	100.0	100.0	100.0

Test No.: F16 **Project No.**: 13589-001 **Operator**: CC/TM **Date**: Aug. 28th 2012

Purpose: As F11 on variability composites - Comp E

Procedure: As outlined below.

Feed: 2 x 2 kg of minus 10 mesh 50244-001 Comp E (location in a drum on a skid in the freezer)

Primary Grind: 30 minutes / 2 kg @ 65% solids in laboratory ball mill (BM#1). P80 = 97 µm

CuPb Regrind 20 minutes / CuPb Ro Conc 1-3 @ 65% solids in laboratory pebble mill. P80 = 21 µm
Zn Regrind 25 minutes / Zn Ro Conc 1-3 @ 65% solids in laboratory pebble mill. P80 = 16 µm

Conditions:

	Reagents added, grams per tonne							Time, minutes				
Stage	$Ca(OH)_2$	$ZnSO_4$	3418A	$CuSO_4$	5100	NaCN	MIBC	Grind	Cond.	Froth	pH	Ep (mV)
Grind (BM#1)	200	-	-	-	-	-	-	30			8.2	+200
CuPb Rougher (Based on 4kg of Feed)												
Aeration	-	-	-	-	-	-	-		5		8.2	+200
CuPb Rougher 1	195	-	5	-	-	-	12.5		1	1	9.5	+80
CuPb Rougher 2	-	-	2.5	-	-	-	5		1	2	9.2	+50
CuPb Rougher 3	-	-	2.5	-	-	-	5		1	2	9.0	+30
CuPb Cleaner (Based on 4Kg CuPb Rougher concentrates)												
Regrind (PM)	75	75	2.5	-	-	12.5	-	20			9.4	+80
CuPb 1st Cleaner	20	-	-	-	-	-	5		1	3	10.0	+20
CuPb 2nd Cleaner	12.5	-	1.25	-	-	-	5		1	2	10.0	+20
CuPb 3rd Cleaner	20	-	1.25	-	-	-	5		1	1	10.0	+40
CuPb Separation (CuPb 3rd Cleaner Concentrate)												
											8.0	+140
Pb Rougher	-	-	1.25	-	-	450	5		1	3	10.6	-400
Pb Cleaner (Pb Rougher Concentrate)												
Pb Cleaner	-	-	2.5	-	-	180	5		1	2	10.4	-400
Zn Rougher (CuPb Rougher + 1st Cleaner Tail per 4kg of feed)												
Condition	2750	-	-	150	-	-	-		3		11.8	-20
Zn Rougher 1	-	-	-	-	10	-	10		1	2	11.8	-20
Zn Rougher 2	500	-	-	-	5	-	5		1	2	11.8	-20
Zn Rougher 3	500	-	-	-	5	-	5		1	4	11.8	-20
Zn Cleaner (Zn Ro Conc 1-3)												
Regrind	700	-	-	35	-	-	-	25			11.5	0
Zn 1st Cleaner	398	-	-	-	5	-	5		1	5	12.0	-30
Zn 2nd Cleaner	250	-	-	-	2.5	-	5		1	4	12.0	-20
Zn 3rd Cleaner	250	-	-	-	-	-	5		1	3	12.0	-40
Zn 4th Cleaner	250	-	-	-	-	-	5		1	3	12.0	-40
Total	6120	75	19	185	28	643	88	75	23	39		

* as required

Stage	Roughers	CuPb 1st Clnr	Cu/Pb 2nd & 3rd Cl	Zn 1st to 4th Cl	Pb Rougher, Cl
Flotation Cell # 8	2000g-D2	500g-D1	250g-D1	500g-D1	250g-D1
Speed: rpm	1500	1500	1500	1500	1200

Test No.: F16 **Project No.**: 13589-001 **Operator**: CC/TM **Date**: Aug. 28th 2012

Metallurgical Balance

Product	Weight		Assays %, g/t								% Distribution							
	g	%	Zn	Pb	Cu	Ag	In	Sn	S	Fe	Zn	Pb	Cu	Ag	In	Sn	S	Fe
Pb Cleaner Conc	4.3	0.1	0.69	66.0	2.39	5665					0.1	60.7	1.4	30.4	#DIV/0!	#DIV/0!	#DIV/0!	#DIV/0!
Pb Cleaner Tail	2.5	0.1	1.50	13.1	25.2	1993					0.1	7.0	8.4	6.2	#DIV/0!	#DIV/0!	#DIV/0!	#DIV/0!
Pb Ro Tl (Cu Conc)	13.7	0.3	1.56	4.62	26.4	1575					0.4	13.5	48.5	26.9	#DIV/0!	#DIV/0!	#DIV/0!	#DIV/0!
CuPb 3rd Cl Tail	1.3	0.0	5.00	4.00	10.0	1000					0.1	1.1	1.7	1.6	#DIV/0!	#DIV/0!	#DIV/0!	#DIV/0!
CuPb 2nd Cl Tail	4.0	0.1	10.4	3.95	8.84	525					0.8	3.4	4.7	2.6	#DIV/0!	#DIV/0!	#DIV/0!	#DIV/0!
Zn 4th Clnr Conc	108.5	2.7	43.3	0.36	0.96	105					87.9	8.4	14.0	14.2	#DIV/0!	#DIV/0!	#DIV/0!	#DIV/0!
Zn 4th Clnr Tail	9.0	0.2	16.4	0.34	0.83	89.3					2.8	0.7	1.0	1.0	#DIV/0!	#DIV/0!	#DIV/0!	#DIV/0!
Zn 3rd Clnr Tail	9.5	0.2	7.99	0.19	0.64	64.0					1.4	0.4	0.8	0.8	#DIV/0!	#DIV/0!	#DIV/0!	#DIV/0!
Zn 2nd Clnr Tail	23.3	0.6	2.74	0.096	0.38	40.6					1.2	0.5	1.2	1.2	#DIV/0!	#DIV/0!	#DIV/0!	#DIV/0!
Zn 1st Clnr Tail	151.1	3.8	0.75	0.014	0.12	17.1					2.1	0.5	2.4	3.2	#DIV/0!	#DIV/0!	#DIV/0!	#DIV/0!
Zn Rougher Tail	3694.1	91.9	0.046	0.005	0.032	2.60					3.2	4.0	15.8	12.0	#DIV/0!	#DIV/0!	#DIV/0!	#DIV/0!
Head (calc.)	4021.3	100.0	1.33	0.12	0.19	20.0	0.0	0.000	0.00	0.00	100.0	100.0	100.0	100.0	#DIV/0!	#DIV/0!	#DIV/0!	#DIV/0!
(direct)			1.28	0.15	0.14	21.1	19.5	0.021	2.58	4.84								
Combined Products				Estimated value - Insufficient sample mass														
Pb Cleaner Conc	**0.1**		**0.69**	**66.0**	**2.4**	**5665**	**0.0**	**0.00**	**0.0**	**0.0**	**0.1**	**60.7**	**1.4**	**30.4**	**#DIV/0!**	**#DIV/0!**	**#DIV/0!**	**#DIV/0!**
Pb Rougher Conc	0.2		0.99	46.6	10.8	4315	0.0	0.00	0.0	0.0	0.1	67.7	9.8	36.6	#DIV/0!	#DIV/0!	#DIV/0!	#DIV/0!
Cu Conc (Pb Ro + Pb Cl Tail)	**0.4**		**1.55**	**5.93**	**26.2**	**1640**	**0**	**0.00**	**0.0**	**0.0**	**0.5**	**20.5**	**56.9**	**33.1**	**#DIV/0!**	**#DIV/0!**	**#DIV/0!**	**#DIV/0!**
CuPb 3rd Cl Conc	0.5		1.37	18.5	21.2	2484	0	0.00	0.0	0.0	0.5	81.2	58.3	63.4	#DIV/0!	#DIV/0!	#DIV/0!	#DIV/0!
CuPb 2nd Cl Conc	0.5		1.59	17.7	20.5	2395	0	0.00	0.0	0.0	0.6	82.3	60.0	65.1	#DIV/0!	#DIV/0!	#DIV/0!	#DIV/0!
CuPb 1st Cl Conc	0.6		2.95	15.5	18.7	2105	0	0.00	0.0	0.0	1.4	85.7	64.8	67.7	#DIV/0!	#DIV/0!	#DIV/0!	#DIV/0!
Zn Rougher Feed	99.4		1.32	0.017	0.066	6.5	0.0	0.000	0.00	0.00	98.6	14.3	35.2	32.3	#DIV/0!	#DIV/0!	#DIV/0!	#DIV/0!
Zn 4th Clnr Conc	**2.7**		**43.3**	**0.36**	**0.96**	**105**	**0**	**0.000**	**0.0**	**0.0**	**87.9**	**8.4**	**14.0**	**14.2**	**#DIV/0!**	**#DIV/0!**	**#DIV/0!**	**#DIV/0!**
Zn 3rd Clnr Conc	2.9		41.6	0.49	1.25	122	0	0.000	0.0	0.0	90.7	9.0	15.0	15.2	#DIV/0!	#DIV/0!	#DIV/0!	#DIV/0!
Zn 2nd Clnr Conc	3.2		38.8	0.35	0.93	101	0	0.000	0.0	0.0	92.1	9.4	15.8	16.0	#DIV/0!	#DIV/0!	#DIV/0!	#DIV/0!
Zn 1st Clnr Conc	3.7		33.2	0.31	0.84	91	0	0.000	0.0	0.0	93.3	9.9	17.0	17.1	#DIV/0!	#DIV/0!	#DIV/0!	#DIV/0!
Zn Rougher Conc	7.5		16.9	0.16	0.480	54	0	0.000	0.0	0.0	95.4	10.3	19.4	20.4	#DIV/0!	#DIV/0!	#DIV/0!	#DIV/0!
Zn Rougher Tail	91.9		0.046	0.005	0.032	2.6	0.0	0.000	0.00	0.00	3.2	4.0	15.8	12.0	#DIV/0!	#DIV/0!	#DIV/0!	#DIV/0!
Head (calc.)	100.0		1.33	0.12	0.186	20.0	0.0	0.000	0.00	0.00	100.0	100.0	100.0	100.0	#DIV/0!	#DIV/0!	#DIV/0!	#DIV/0!

Test No.: F17 **Project No.**: 13589-001 **Operator**: CC/TM **Date**: Aug. 29th 2012

Purpose: As F11 on variability composites - Comp F

Procedure: As outlined below.

Feed: 2 x 2 kg of minus 10 mesh 50244-001 Comp F (location in a drum on a skid in the freezer)

Primary Grind: 30 minutes / 2 kg @ 65% solids in laboratory ball mill (BM#1). P80 = 80 µm

CuPb Regrind 20 minutes / CuPb Ro Conc 1-3 @ 65% solids in laboratory pebble mill. P80 = 19 µm
Zn Regrind 25 minutes / Zn Ro Conc 1-3 @ 65% solids in laboratory pebble mill. P80 = 14 µm

Conditions:

	Reagents added, grams per tonne							Time, minutes				
Stage	$Ca(OH)_2$	$ZnSO_4$	3418A	$CuSO_4$	5100	NaCN	MIBC	Grind	Cond.	Froth	pH	Ep (mV)
Grind (BM#1)	200	-	-	-	-	-	-	30			7.2	-100
CuPb Rougher (Based on 4kg of Feed)												
Aeration	-	-	-	-	-	-	-		5		7.2	-100
CuPb Rougher 1	675	-	5	-	-	-	12.5		1	1	9.5	-40
CuPb Rougher 2	-	-	2.5	-	-	-	5		1	2	9.3	0
CuPb Rougher 3	-	-	2.5	-	-	-	5		1	2	9.2	+20
CuPb Cleaner (Based on 4Kg CuPb Rougher concentrates)												
Regrind (PM)	75	75	2.5	-	-	12.5	-	20			9.2	+100
CuPb 1st Cleaner	20	-	-	-	-	-	5		1	3	10.0	0
CuPb 2nd Cleaner	12.5	-	1.25	-	-	-	5		1	2	10.0	+20
CuPb 3rd Cleaner	37.5	-	1.25	-	-	-	5		1	1	10.0	0
CuPb Separation (CuPb 3rd Cleaner Concentrate)												
											8.8	+40
Pb Rougher	-	-	1.25	-	-	450	5		1	3	10.0	-400
Pb Cleaner (Pb Rougher Concentrate)												
Pb Cleaner	-	-	2.5	-	-	257.5	5		1	2	10.2	-400
Zn Rougher (CuPb Rougher + 1st Cleaner Tail per 4kg of feed)												
Condition	2750	-	-	150	-	-	-		3		11.8	-20
Zn Rougher 1	-	-	-	-	10	-	10		1	2	11.8	-20
Zn Rougher 2	500	-	-	-	5	-	5		1	2	11.8	-20
Zn Rougher 3	500	-	-	-	5	-	5		1	4	11.8	-20
Zn Cleaner (2 x Zn Ro Conc 1-3)												
Regrind	700	-	-	35	-	-	-	25			11.4	-20
Zn 1st Cleaner	398	-	-	-	5	-	5		1	5	12.0	-40
Zn 2nd Cleaner	250	-	-	-	2.5	-	5		1	4	12.0	-20
Zn 3rd Cleaner	438	-	-	-	-	-	5		1	3	12.0	-20
Zn 4th Cleaner	438	-	-	-	-	-	5		1	3	12.0	-20
Total	6993	75	19	185	28	720	88	75	23	39		

* as required

Stage	Roughers	CuPb 1st Clnr	Cu/Pb 2nd & 3rd Cl	Zn 1st to 4th Cl	Pb Rougher, Cl
Flotation Cell # 8	2000g-D2	500g-D1	250g-D1	500g-D1	250g-D1
Speed: rpm	1500	1500	1500	1500	1200

Test No.: F17 **Project No.**: 13589-001 **Operator**: CC/TM **Date**: Aug. 29th 2012

Metallurgical Balance

Product	Weight		Assays %, g/t								% Distribution							
	g	%	Zn	Pb	Cu	Ag	In	Sn	S	Fe	Zn	Pb	Cu	Ag	In	Sn	S	Fe
Pb Cleaner Conc	12.8	0.3	1.02	68.7	2.99	5845					0.3	77.0	4.8	70.6	#DIV/0!	#DIV/0!	#DIV/0!	#DIV/0!
Pb Cleaner Tail	4.1	0.1	3.70	8.46	25.5	1296					0.3	3.0	13.2	5.0	#DIV/0!	#DIV/0!	#DIV/0!	#DIV/0!
Pb Ro Tl (Cu Conc)	14.2	0.4	3.80	3.71	28.3						1.2	4.6	50.7	0.0	#DIV/0!	#DIV/0!	#DIV/0!	#DIV/0!
CuPb 3rd Cl Tail	2.9	0.1	7.46	12.3	10.5						0.5	3.1	3.8	0.0	#DIV/0!	#DIV/0!	#DIV/0!	#DIV/0!
CuPb 2nd Cl Tail	7.4	0.2	7.93	2.94	4.18						1.3	1.9	3.9	0.0	#DIV/0!	#DIV/0!	#DIV/0!	#DIV/0!
Zn 4th Clnr Conc	95.2	2.4	42.0	0.77	0.95	126					89.0	6.4	11.4	11.3	#DIV/0!	#DIV/0!	#DIV/0!	#DIV/0!
Zn 4th Clnr Tail	4.7	0.1	5.69	0.68	1.07	118					0.6	0.3	0.6	0.5	#DIV/0!	#DIV/0!	#DIV/0!	#DIV/0!
Zn 3rd Clnr Tail	8.8	0.2	3.19	0.24	0.75	67.9					0.6	0.2	0.8	0.6	#DIV/0!	#DIV/0!	#DIV/0!	#DIV/0!
Zn 2nd Clnr Tail	29.9	0.7	1.27	0.04	0.33	31.8					0.8	0.1	1.2	0.9	#DIV/0!	#DIV/0!	#DIV/0!	#DIV/0!
Zn 1st Clnr Tail	160.0	4.0	0.52	<0.01	0.12	15.9					1.9	0.1	2.4	2.4	#DIV/0!	#DIV/0!	#DIV/0!	#DIV/0!
Zn Rougher Tail	3685.7	91.6	0.042	<0.01	0.015	2.5					3.4	3.2	7.0	8.7	#DIV/0!	#DIV/0!	#DIV/0!	#DIV/0!
Head (calc.)	4025.7	100.0	1.12	0.28	0.20	26.3	0.0	0.000	0.00	0.00	100.0	100.0	100.0	100.0	#DIV/0!	#DIV/0!	#DIV/0!	#DIV/0!
(direct)			1.14	0.28	0.19	32.7	9.1	0.036	2.77	4.87								
Combined Products				Estimated value - Insufficient sample mass														
Pb Cleaner Conc	**0.3**		**1.02**	**68.7**	**3.0**	**5845**	**0.0**	**0.00**	**0.0**	**0.0**	**0.3**	**77.0**	**4.8**	**70.6**	**#DIV/0!**	**#DIV/0!**	**#DIV/0!**	**#DIV/0!**
Pb Rougher Conc	0.4		1.67	54.1	8.5	4741	0.0	0.00	0.0	0.0	0.6	80.0	18.0	75.6	#DIV/0!	#DIV/0!	#DIV/0!	#DIV/0!
Cu Conc (Pb Ro + Pb Cl Tail)	**0.5**		**3.78**	**4.77**	**27.7**	**290**	**0**	**0.00**	**0.0**	**0.0**	**1.5**	**7.6**	**63.9**	**5.0**	**#DIV/0!**	**#DIV/0!**	**#DIV/0!**	**#DIV/0!**
CuPb 3rd Cl Conc	0.8		2.64	31.1	17.5	2577	0	0.00	0.0	0.0	1.8	84.6	68.7	75.6	#DIV/0!	#DIV/0!	#DIV/0!	#DIV/0!
CuPb 2nd Cl Conc	0.8		3.05	29.5	16.9	2357	0	0.00	0.0	0.0	2.3	87.7	72.6	75.6	#DIV/0!	#DIV/0!	#DIV/0!	#DIV/0!
CuPb 1st Cl Conc	1.0		3.93	24.7	14.6	1935	0	0.00	0.0	0.0	3.6	89.6	76.5	75.6	#DIV/0!	#DIV/0!	#DIV/0!	#DIV/0!
Zn Rougher Feed	99.0		1.09	0.030	0.047	6.5	0.0	0.000	0.00	0.00	96.4	10.4	23.5	24.4	#DIV/0!	#DIV/0!	#DIV/0!	#DIV/0!
Zn 4th Clnr Conc	**2.4**		**42.0**	**0.77**	**0.95**	**126**	**0**	**0.000**	**0.0**	**0.0**	**89.0**	**6.4**	**11.4**	**11.3**	**#DIV/0!**	**#DIV/0!**	**#DIV/0!**	**#DIV/0!**
Zn 3rd Clnr Conc	2.5		40.9	0.98	1.27	126	0	0.000	0.0	0.0	89.6	6.7	12.0	11.8	#DIV/0!	#DIV/0!	#DIV/0!	#DIV/0!
Zn 2nd Clnr Conc	2.7		37.3	0.72	0.94	121	0	0.000	0.0	0.0	90.2	6.9	12.9	12.4	#DIV/0!	#DIV/0!	#DIV/0!	#DIV/0!
Zn 1st Clnr Conc	3.4		29.5	0.58	0.81	102	0	0.000	0.0	0.0	91.1	7.0	14.1	13.3	#DIV/0!	#DIV/0!	#DIV/0!	#DIV/0!
Zn Rougher Conc	7.4		14.0	0.27	0.439	56	0	0.000	0.0	0.0	92.9	7.1	16.5	15.7	#DIV/0!	#DIV/0!	#DIV/0!	#DIV/0!
Zn Rougher Tail	91.6		0.042	0.010	0.015	2.5	0.0	0.000	0.00	0.00	3.4	3.2	7.0	8.7	#DIV/0!	#DIV/0!	#DIV/0!	#DIV/0!
Head (calc.)	100.0		1.12	0.28	0.197	26.3	0.0	0.000	0.00	0.00	100.0	100.0	100.0	100.0	#DIV/0!	#DIV/0!	#DIV/0!	#DIV/0!

Test No.: F19 **Project No.**: 13589-001 **Operator**: CC **Date**: Oct. 2nd 2012

Purpose: Upgrade Zn 4th Cleaner concentrate

Procedure: As outlined below.

Feed: 230g of minus 10 mesh LCT 5 Zn 4th Cl Conc A-F
(Assume 8kg of whole ore feed)

Regrind: 15 minutes / Zn 4th Cl Conc A-F @ 65% solids in laboratory pebble mill. P80 = µm

Conditions:

	Reagents added, grams per tonne							Time, minutes				
Stage	$Ca(OH)_2$	$ZnSO_4$	3418A	$CuSO_4$	5100	NaCN	MIBC	Grind	Cond.	Froth	pH	Ep (mV)
Regrind	100	-	-	-	-	10	-	15			11.2	+20
Zn Re-Cleaning												
Condition	87.5	-	-	5	-	-	-		5		12.0	-20
Zn Re-Cleaner 1	-	-	-	-	2.5	-	4		1	1	12.0	-20
Zn Re-Cleaner 2	-	-	-	-	-	-	-			1	12.0	-20
Zn Re-Cleaner 3	-	-	-	-	-	-	-			0.5	11.8	-20
Zn Re-Cleaner 4	-	-	-	-	-	-	-			0.5	11.6	-20
Zn Re-Cleaner 5	-	-	-	-	2.5	-	-			4	11.6	0
Total	188	0	0	5	3	10	4	15	6	7		

* as required

Stage	Zn Re-Cl
Flotation Cell # 8	500g-D1
Speed: rpm	1500

Metallurgical Balance

Product	**Weight**		**Assays %, g/t**								**% Distribution**							
	g	**%**	**Zn**	**Pb**	**Cu**		**In**		**S**	**Fe**	**Zn**	**Pb**	**Cu**		**In**		**S**	**Fe**
Zn Re-Cl Conc 1	31.8	13.8	40.1	0.70	1.07				32.6	18.6	18.7	22.7	26.6				13.1	8.5
Zn Re-Cl Conc 2	27.1	11.7	41.4	0.73	1.15				32.1	17.0	16.4	20.1	24.4				11.0	6.6
Zn Re-Cl Conc 3	9.4	4.1	43.1	0.77	1.19				32.1	16.6	5.9	7.4	8.7				3.8	2.2
Zn Re-Cl Conc 4	12.6	5.4	43.0	0.69	1.05				32.2	16.4	7.9	8.9	10.3				5.1	3.0
Zn Re-Cl Conc 5	48.2	20.8	43.3	0.39	0.54				33.2	18.7	30.6	19.1	20.4				20.2	12.9
Zn Re-Cl Tail	102.1	44.2	13.7	0.21	0.12				36.4	45.6	20.5	21.8	9.6				46.9	66.8
Head (calc.)	231.2	100.0	29.5	0.42	0.55				34.3	30.2	100.0	100.0	100.0				100.0	100.0
(direct)			29.7	0.46	0.58				34.8	30.1								
Combined Products				Estimated value - Insufficient sample mass														
Zn Re-Cl Conc 1		13.8	40.1	0.70	1.07				32.6	18.6	18.7	22.7	26.6				13.1	8.5
Zn Re-Cl Conc 1-2		25.5	40.7	0.71	1.11				32.4	17.9	35.1	42.8	51.0				24.0	15.1
Zn Re-Cl Conc 1-3		29.5	41.0	0.72	1.12				32.3	17.7	41.0	50.2	59.7				27.8	17.3
Zn Re-Cl Conc 1-4		35.0	41.3	0.72	1.11				32.3	17.5	49.0	59.0	70.1				33.0	20.3
Zn Re-Cl Conc 1-5		55.8	42.1	0.59	0.90				32.6	17.9	79.5	78.2	90.4				53.1	33.2
Zn Re-Cl Tail		44.2	13.7	0.21	0.12				36.4	45.6	20.5	21.8	9.6				46.9	66.8
Head (calc.)		100.0	29.54	0.42	0.55				34.3	30.2	100.0	100.0	100.0				100.0	100.0

Test No.: F20 **Project No.**: 13589-001 **Operator**: CC **Date**: Oct. 25, 2012

Purpose: Upgrade Zn 4th Cleaner concentrate

Procedure: As outlined below.

Feed: 200g of minus 10 mesh LCT 5 Zn 4th Cl Conc A-F
(Assume 8kg of whole ore feed)

Regrind: 15 minutes / Zn 4th Cl Conc A-F @ 65% solids in laboratory pebble mill. P80 = µm

Conditions:

	Reagents added, grams per tonne							Time, minutes				
Stage	$Ca(OH)_2$	$ZnSO_4$	3418A	$CuSO_4$	5100	NaMBS	MIBC	Grind	Cond.	Froth	pH	Ep (mV)
Regrind	100	-	-	-	-	10	-	15			11.0	-80
Zn Re-Cleaning												
Condition	87.5	-	-	5	-	-	-		5		12.0	-40
Zn Re-Cleaner 1	-	-	-	-	2.5	*	2.5		1	2	12.0	-40
Zn Re-Cleaner 2	-	-	-	-	-	*	-			2	12.0	-40
Zn Re-Cleaner 3	-	-	-	-	-	*	-			2	11.8	-60
Zn Re-Cleaner 4	-	-	-	-	-	*	-			2	11.8	-40
Zn Re-Cleaner 5	-	-	-	-	2.5	*	-			2	11.7	-20
Total	188	0	0	5	3	10	2.5	15	6	10		

* as required

Stage	Zn Re-Cl
Flotation Cell # 8	500g-D1
Speed: rpm	1500

Metallurgical Balance

Product	**Weight**		**Assays %, g/t**								**% Distribution**							
	g	**%**	**Zn**	**Pb**	**Cu**					**Fe**	**Zn**	**Pb**	**Cu**					**Fe**
Zn Re-Cl Conc 1	69.0	34.2	46.2	0.55	0.88					15.2	52.8	43.3	53.0					17.2
Zn Re-Cl Conc 2	37.7	18.7	46.1	0.53	0.82					15.3	28.8	22.8	27.0					9.5
Zn Re-Cl Conc 3	19.3	9.6	39.1	0.52	0.71					21.6	12.5	11.5	12.0					6.8
Zn Re-Cl Conc 4	8.1	4.0	25.0	0.49	0.52					33.9	3.4	4.5	3.7					4.5
Zn Re-Cl Conc 5	4.3	2.1	13.6	0.39	0.24					45.0	1.0	1.9	0.9					3.2
Zn Re-Cl Tail	63.5	31.5	1.46	0.22	0.06					56.5	1.5	16.0	3.4					58.8
Head (calc.)	201.9	100.0	29.9	0.43	0.57					30.2	100.0	100.0	100.0					100.0
(direct)			29.7	0.46	0.58					30.1								
Combined Products				Estimated value - Insufficient sample mass														
Zn Re-Cl Conc 1		34.2	46.2	0.55	0.88				0.0	15.2	52.8	43.3	53.0					17.2
Zn Re-Cl Conc 1-2		52.8	46.2	0.54	0.86				0.0	15.2	81.6	66.1	80.0					26.7
Zn Re-Cl Conc 1-3		62.4	45.1	0.54	0.84				0.0	16.2	94.1	77.6	92.0					33.5
Zn Re-Cl Conc 1-4		66.4	43.9	0.54	0.82				0.0	17.3	97.5	82.1	95.7					38.0
Zn Re-Cl Conc 1-5		68.5	42.9	0.53	0.80				0.0	18.1	98.5	84.0	96.6					41.2
Zn Re-Cl Tail		31.5	1.46	0.22	0.062				0.0	56.5	1.5	16.0	3.4					58.8
Head (calc.)		100.0	29.9	0.43	0.57				0.0	30.2	100.0	100.0	100.0					100.0

Result Analysis Report

Sample Name:
13589-001 F12 Comb Prod - Average

SOP Name:
Defaultar

Measured:
August 13, 2012 8:52:36 AM

Sample Source & type:

Measured by:
LR_Malvern1

Analysed:
August 13, 2012 8:52:38 AM

Sample bulk lot ref:
ar

Result Source:
Averaged

Particle Name:
Default

Accessory Name:
Hydro 2000G (A)

Analysis model:
General purpose

Sensitivity:
Enhanced

Particle RI:
1.520

Absorption:
0.1

Size range:
0.020 to 2000.000 um

Obscuration:
12.67 %

Dispersant Name:
Water

Dispersant RI:
1.330

Weighted Residual:
0.637 %

Result Emulation:
Off

Concentration:
0.0083 %Vol

Span :
3.472

Uniformity:
1.09

Result units:
Volume

Specific Surface Area:
1.54 m²/g

Surface Weighted Mean D[3,2]:
3.907 um

Vol. Weighted Mean D[4,3]:
13.814 um

d(0.1): 1.612 um **d(0.5):** 8.914 um **D(0.80) : 21.96 µm**

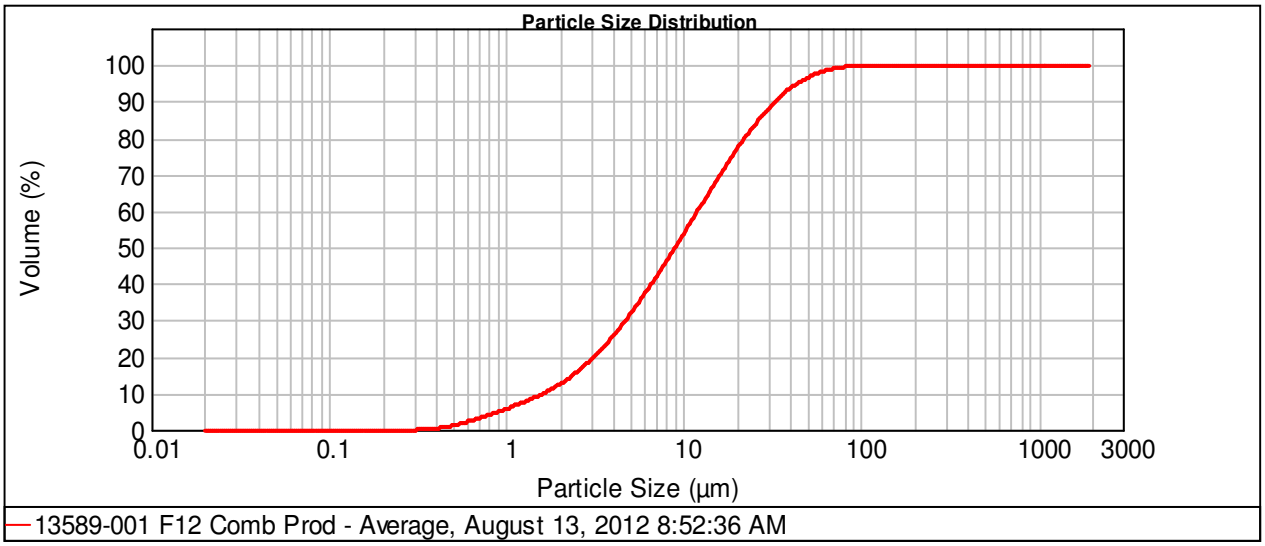

Size (µm)	Vol Under %	Size (µm)	Vol Under %	Size (µm)	Vol Under %	Size (µm)	Vol Under %	Size (µm)	Vol Under %	Size (µm)	Vol Under %
0.010	0.00	0.105	0.00	1.096	6.51	11.482	58.64	120.226	100.00	1258.925	100.00
0.011	0.00	0.120	0.00	1.259	7.66	13.183	63.40	138.038	100.00	1445.440	100.00
0.013	0.00	0.138	0.00	1.445	8.91	15.136	68.11	158.489	100.00	1659.587	100.00
0.015	0.00	0.158	0.00	1.660	10.32	17.378	72.71	181.970	100.00	1905.461	100.00
0.017	0.00	0.182	0.00	1.905	11.94	19.953	77.10	208.930	100.00	2187.762	100.00
0.020	0.00	0.209	0.00	2.188	13.83	22.909	81.22	239.883	100.00	2511.886	100.00
0.023	0.00	0.240	0.00	2.512	16.02	26.303	84.99	275.423	100.00	2884.032	100.00
0.026	0.00	0.275	0.00	2.884	18.54	30.200	88.35	316.228	100.00	3311.311	100.00
0.030	0.00	0.316	0.01	3.311	21.40	34.674	91.26	363.078	100.00	3801.894	100.00
0.035	0.00	0.363	0.14	3.802	24.60	39.811	93.70	416.869	100.00	4365.158	100.00
0.040	0.00	0.417	0.48	4.365	28.12	45.709	95.66	478.630	100.00	5011.872	100.00
0.046	0.00	0.479	1.00	5.012	31.92	52.481	97.18	549.541	100.00	5754.399	100.00
0.052	0.00	0.550	1.68	5.754	35.97	60.256	98.28	630.957	100.00	6606.934	100.00
0.060	0.00	0.631	2.50	6.607	40.22	69.183	99.05	724.436	100.00	7585.776	100.00
0.069	0.00	0.724	3.41	7.586	44.65	79.433	99.53	831.764	100.00	8709.636	100.00
0.079	0.00	0.832	4.40	8.710	49.22	91.201	99.82	954.993	100.00	10000.000	100.00
0.091	0.00	0.955	5.43	10.000	53.90	104.713	99.96	1096.478	100.00		

Operator notes:

Result Analysis Report

Sample Name:
13589-001 F13 Comb Prod

SOP Name:
Defaultar

Measured:
August 13, 2012 9:13:00 AM

Sample Source & type:

Measured by:
LR_Malvern1

Analysed:
August 13, 2012 9:13:02 AM

Sample bulk lot ref:
ar

Result Source:
Measurement

Particle Name:
Default

Accessory Name:
Hydro 2000G (A)

Analysis model:
General purpose

Sensitivity:
Enhanced

Particle RI:
1.520

Absorption:
0.1

Size range:
0.020 to 2000.000 um

Obscuration:
11.59 %

Dispersant Name:
Water

Dispersant RI:
1.330

Weighted Residual:
0.277 %

Result Emulation:
Off

Concentration:
0.0135 %Vol

Span :
2.243

Uniformity:
0.709

Result units:
Volume

Specific Surface Area:
0.744 m²/g

Surface Weighted Mean D[3,2]:
8.068 um

Vol. Weighted Mean D[4,3]:
16.205 um

---

d(0.1): 4.065 um **d(0.5):** 12.770 um **D(0.80) : 24.19 µm**

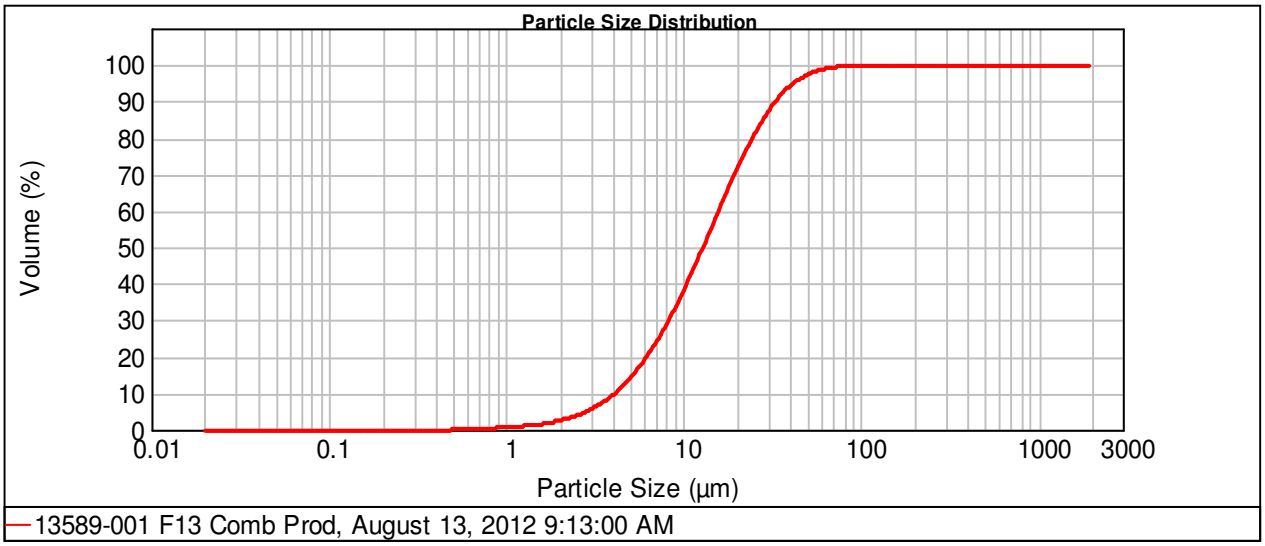

Size (µm)	Vol Under %	Size (µm)	Vol Under %	Size (µm)	Vol Under %	Size (µm)	Vol Under %	Size (µm)	Vol Under %	Size (µm)	Vol Under %
0.010	0.00	0.105	0.00	1.096	0.87	11.482	44.84	120.226	100.00	1258.925	100.00
0.011	0.00	0.120	0.00	1.259	1.11	13.183	51.57	138.038	100.00	1445.440	100.00
0.013	0.00	0.138	0.00	1.445	1.40	15.136	58.44	158.489	100.00	1659.587	100.00
0.015	0.00	0.158	0.00	1.660	1.79	17.378	65.25	181.970	100.00	1905.461	100.00
0.017	0.00	0.182	0.00	1.905	2.31	19.953	71.77	208.930	100.00	2187.762	100.00
0.020	0.00	0.209	0.00	2.188	3.01	22.909	77.80	239.883	100.00	2511.886	100.00
0.023	0.00	0.240	0.00	2.512	3.96	26.303	83.16	275.423	100.00	2884.032	100.00
0.026	0.00	0.275	0.00	2.884	5.20	30.200	87.74	316.228	100.00	3311.311	100.00
0.030	0.00	0.316	0.00	3.311	6.81	34.674	91.47	363.078	100.00	3801.894	100.00
0.035	0.00	0.363	0.00	3.802	8.84	39.811	94.37	416.869	100.00	4365.158	100.00
0.040	0.00	0.417	0.00	4.365	11.36	45.709	96.49	478.630	100.00	5011.872	100.00
0.046	0.00	0.479	0.00	5.012	14.40	52.481	97.95	549.541	100.00	5754.399	100.00
0.052	0.00	0.550	0.07	5.754	18.02	60.256	98.89	630.957	100.00	6606.934	100.00
0.060	0.00	0.631	0.18	6.607	22.23	69.183	99.44	724.436	100.00	7585.776	100.00
0.069	0.00	0.724	0.32	7.586	27.05	79.433	99.75	831.764	100.00	8709.636	100.00
0.079	0.00	0.832	0.49	8.710	32.47	91.201	99.89	954.993	100.00	10000.000	100.00
0.091	0.00	0.955	0.67	10.000	38.42	104.713	99.98	1096.478	100.00		

Operator notes:

Result Analysis Report

Sample Name:
13589-001 F16 Comb Prod - Average

SOP Name:
Defaultar

Measured:
August 30, 2012 1:52:27 PM

Sample Source & type:

Measured by:
LR_Malvern1

Analysed:
August 30, 2012 1:52:29 PM

Sample bulk lot ref:
Leslie

Result Source:
Averaged

Particle Name:
Default

Accessory Name:
Hydro 2000G (A)

Analysis model:
General purpose

Sensitivity:
Enhanced

Particle RI:
1.520

Absorption:
0.1

Size range:
0.020 to 2000.000 um

Obscuration:
13.51 %

Dispersant Name:
Water

Dispersant RI:
1.330

Weighted Residual:
0.364 %

Result Emulation:
Off

Concentration:
0.0114 %Vol

Span :
2.755

Uniformity:
0.935

Result units:
Volume

Specific Surface Area:
1.1 m²/g

Surface Weighted Mean D[3,2]:
5.464 um

Vol. Weighted Mean D[4,3]:
14.444 um

---

d(0.1): 2.728 um **d(0.5):** 9.880 um **D(0.80) : 20.70 µm**

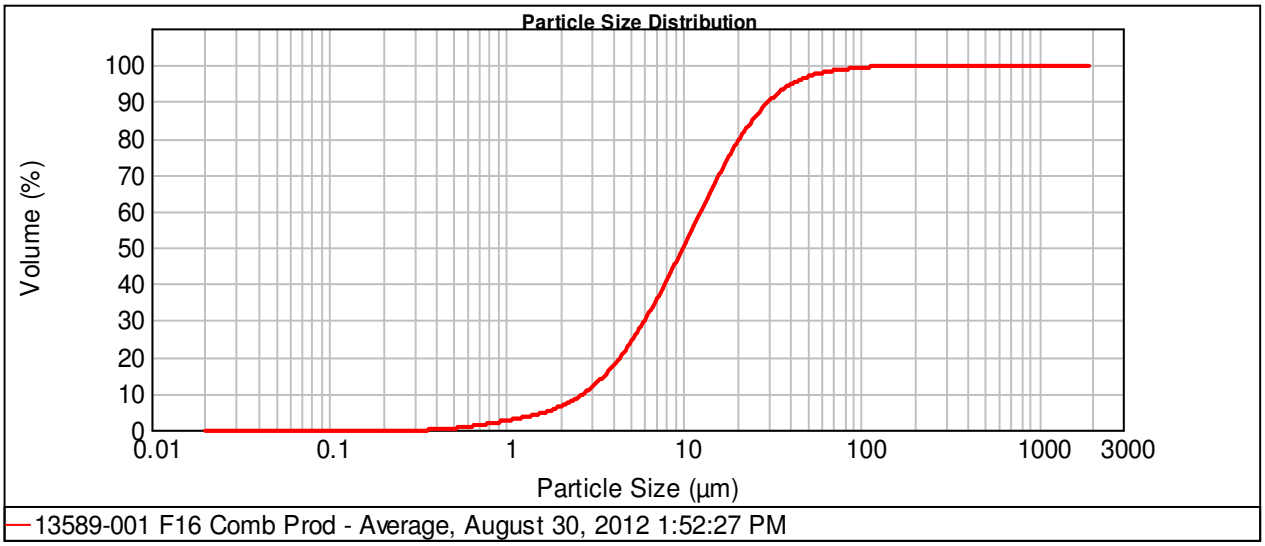

Size (µm)	Vol Under %	Size (µm)	Vol Under %	Size (µm)	Vol Under %	Size (µm)	Vol Under %	Size (µm)	Vol Under %	Size (µm)	Vol Under %
0.010	0.00	0.105	0.00	1.096	2.87	11.482	56.54	120.226	99.67	1258.925	100.00
0.011	0.00	0.120	0.00	1.259	3.44	13.183	62.51	138.038	99.83	1445.440	100.00
0.013	0.00	0.138	0.00	1.445	4.10	15.136	68.30	158.489	99.94	1659.587	100.00
0.015	0.00	0.158	0.00	1.660	4.91	17.378	73.76	181.970	100.00	1905.461	100.00
0.017	0.00	0.182	0.00	1.905	5.92	19.953	78.76	208.930	100.00	2187.762	100.00
0.020	0.00	0.209	0.00	2.188	7.21	22.909	83.20	239.883	100.00	2511.886	100.00
0.023	0.00	0.240	0.00	2.512	8.84	26.303	87.01	275.423	100.00	2884.032	100.00
0.026	0.00	0.275	0.00	2.884	10.87	30.200	90.18	316.228	100.00	3311.311	100.00
0.030	0.00	0.316	0.00	3.311	13.36	34.674	92.71	363.078	100.00	3801.894	100.00
0.035	0.00	0.363	0.01	3.802	16.36	39.811	94.66	416.869	100.00	4365.158	100.00
0.040	0.00	0.417	0.13	4.365	19.89	45.709	96.12	478.630	100.00	5011.872	100.00
0.046	0.00	0.479	0.34	5.012	23.94	52.481	97.17	549.541	100.00	5754.399	100.00
0.052	0.00	0.550	0.64	5.754	28.49	60.256	97.92	630.957	100.00	6606.934	100.00
0.060	0.00	0.631	1.00	6.607	33.49	69.183	98.46	724.436	100.00	7585.776	100.00
0.069	0.00	0.724	1.42	7.586	38.89	79.433	98.87	831.764	100.00	8709.636	100.00
0.079	0.00	0.832	1.87	8.710	44.60	91.201	99.19	954.993	100.00	10000.000	100.00
0.091	0.00	0.955	2.36	10.000	50.52	104.713	99.45	1096.478	100.00		

Operator notes:

Result Analysis Report

Sample Name:
13589-001 F17 Pb Comb Prod - Average

SOP Name:
Defaultar

Measured:
September 4, 2012 7:20:49 AM

Sample Source & type:

Measured by:
LR_Malvern1

Analysed:
September 4, 2012 7:20:51 AM

Sample bulk lot ref:
ar

Result Source:
Averaged

Particle Name:
Default

Accessory Name:
Hydro 2000G (A)

Analysis model:
General purpose

Sensitivity:
Enhanced

Particle RI:
1.520

Absorption:
0.1

Size range:
0.020 to 2000.000 um

Obscuration:
17.04 %

Dispersant Name:
Water

Dispersant RI:
1.330

Weighted Residual:
0.541 %

Result Emulation:
Off

Concentration:
0.0119 %Vol

Span :
3.136

Uniformity:
1.03

Result units:
Volume

Specific Surface Area:
1.44 m²/g

Surface Weighted Mean D[3,2]:
4.159 um

Vol. Weighted Mean D[4,3]:
12.908 um

---

d(0.1): 1.890 um **d(0.5):** 8.459 um **D(0.80) : 19.05 µm**

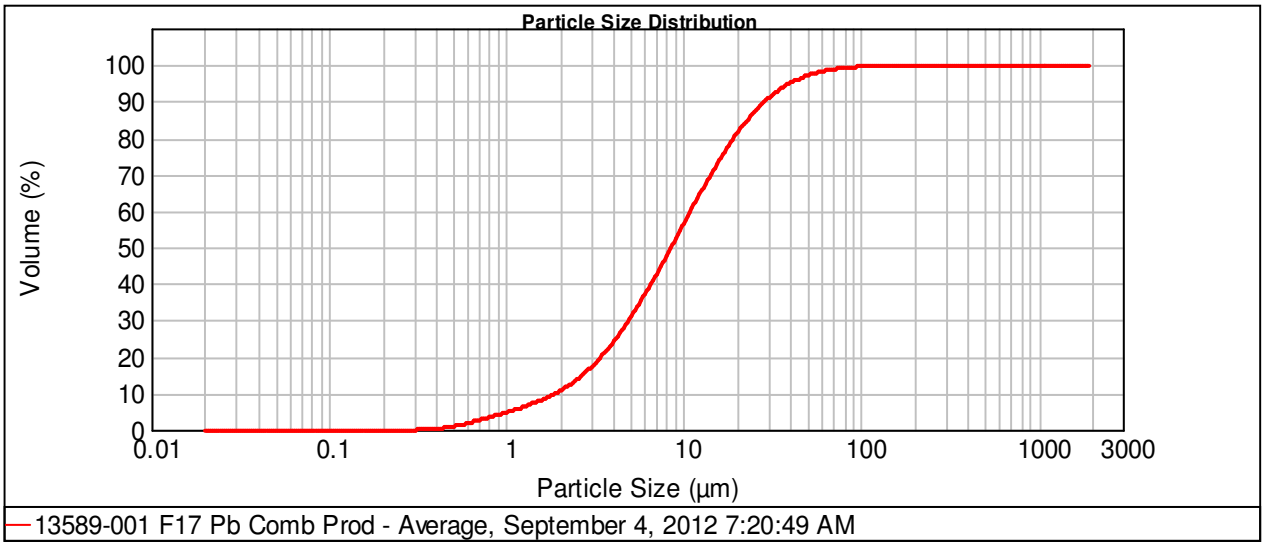

Size (µm)	Vol Under %	Size (µm)	Vol Under %	Size (µm)	Vol Under %	Size (µm)	Vol Under %	Size (µm)	Vol Under %	Size (µm)	Vol Under %
0.010	0.00	0.105	0.00	1.096	5.42	11.482	62.07	120.226	99.86	1258.925	100.00
0.011	0.00	0.120	0.00	1.259	6.38	13.183	67.37	138.038	99.96	1445.440	100.00
0.013	0.00	0.138	0.00	1.445	7.44	15.136	72.41	158.489	100.00	1659.587	100.00
0.015	0.00	0.158	0.00	1.660	8.65	17.378	77.11	181.970	100.00	1905.461	100.00
0.017	0.00	0.182	0.00	1.905	10.09	19.953	81.37	208.930	100.00	2187.762	100.00
0.020	0.00	0.209	0.00	2.188	11.82	22.909	85.15	239.883	100.00	2511.886	100.00
0.023	0.00	0.240	0.00	2.512	13.90	26.303	88.41	275.423	100.00	2884.032	100.00
0.026	0.00	0.275	0.00	2.884	16.39	30.200	91.14	316.228	100.00	3311.311	100.00
0.030	0.00	0.316	0.01	3.311	19.32	34.674	93.37	363.078	100.00	3801.894	100.00
0.035	0.00	0.363	0.11	3.802	22.70	39.811	95.14	416.869	100.00	4365.158	100.00
0.040	0.00	0.417	0.39	4.365	26.55	45.709	96.51	478.630	100.00	5011.872	100.00
0.046	0.00	0.479	0.83	5.012	30.83	52.481	97.54	549.541	100.00	5754.399	100.00
0.052	0.00	0.550	1.40	5.754	35.50	60.256	98.30	630.957	100.00	6606.934	100.00
0.060	0.00	0.631	2.08	6.607	40.50	69.183	98.84	724.436	100.00	7585.776	100.00
0.069	0.00	0.724	2.85	7.586	45.74	79.433	99.24	831.764	100.00	8709.636	100.00
0.079	0.00	0.832	3.67	8.710	51.15	91.201	99.52	954.993	100.00	10000.000	100.00
0.091	0.00	0.955	4.53	10.000	56.63	104.713	99.72	1096.478	100.00		

Operator notes:

Appendix F – LCT Tests Results

Test No.: LCT1 **Project No.**: 13589-001 **Operator**: CC/TM **Date**: Aug 13th 2012

Purpose: As F11, lower collector in the Zn cleaner circuit, longer regrind

Procedure: As outlined below.

Feed: 12 x 2 kg of minus 10 mesh 50244-001 Overall Comp (location in a drum on a skid in the freezer)

Primary Grind: 30 minutes / 2 kg @ 65% solids in laboratory ball mill (BM#1).

CuPb Regrind 20 minutes / CuPb Ro Conc 1-3 @ 65% solids in laboratory pebble mill.

Zn Regrind 25 minutes / Zn Ro Conc 1-3 @ 65% solids in laboratory pebble mill.

Zn Ro Tail A-F	P80 =	102	µm
Cu Conc A-F	P80 =	24	µm
Pb Conc A-F	P80 =	23	µm
Zn Conc A-F	P80 =	16	µm

Conditions:

	Reagents added, grams per tonne							Time, minutes				
Stage	$Ca(OH)_2$	$ZnSO_4$	3418A	$CuSO_4$	5100	NaCN	MIBC	Grind	Cond.	Froth	pH	Ep (mV)
Grind (BM#1)	200	-	-	-	-	-	-	30			7.8	+20
CuPb Rougher (Based on 4kg of Feed)												
Aeration	-	-	-	-	-	-	-		5		7.8	+20
CuPb Rougher 1	313	-	5	-	-	-	12.5		1	1	9.5	+20
CuPb Rougher 2	-	-	2.5	-	-	-	5		1	2	9.2	+40
CuPb Rougher 3	-	-	2.5	-	-	-	5		1	3	9.0	+60
CuPb Cleaner (Based on 4Kg CuPb Rougher concentrates)												
Regrind (PM)	75	75	5	-	-	12.5	-	20			9.2	0
CuPb 1st Cleaner	20	-	-	-	-	-	5		1	4	10.0	-10
CuPb 2nd Cleaner	12.5	-	2.5	-	-	-	5		1	3	10.0	0
CuPb 3rd Cleaner	25	-	2.5	-	-	-	5		1	2	10.0	0
CuPb Separation (CuPb 3rd Cleaner Concentrate)												
											8.0	+80
Pb Rougher	-	-	2.5	-	-	450	5		1	1	10.8	-400
Pb Cleaner (Pb Rougher Concentrate)												
Pb Cleaner	-	-	2.5	-	-	162.9	5		1	2	10.8	-400
Zn Rougher (CuPb Rougher + 1st Cleaner Tail per 4kg of feed)												
		CMC										
Condition	1450	-	-	250	-	-	-		3		11.8	+50
Zn Rougher 1	-	-	-	-	10	-	10		1	2	11.8	+20
Zn Rougher 2	-	-	-	-	10	-	5		1	2	11.6	+50
Zn Rougher 3	-	-	-	-	5	-	5		1	4	11.5	+75
Zn Cleaner (Zn Ro Conc 1-3)												
Regrind	500	-	-	50	-	-	-	25			12.0	+20
Zn 1st Cleaner	20	*20	-	-	5	-	5		1	4	12.0	0
Zn 2nd Cleaner	168	-	-	-	2.5	-	5		1	3	12.0	+10
Zn 3rd Cleaner	250	-	-	-	-	-	5		1	3	12.0	+20
Zn 4th Cleaner	250	-	-	-	-	-	5		1	2.5	12.0	+20
Total	3283	75	25	300	33	625	88	75	23	39		

* as required

Stage	Roughers	CuPb 1st Clnr	Cu/Pb 2nd & 3rd Cl	Zn 1st to 4th Cl	Pb Rougher, Cl
Flotation Cell # 8	2000g-D2	500g-D1	250g-D1	500g-D1	250g-D1
Speed: rpm	1500	1500	1500	1500	1200

* CMC added in Cycle D - Zn 1st cleaner

Metallurgical Projection (D-F)

Product	Weight		Assays %, g/t								% Distribution							
	g	%	Zn	Pb	Cu	Ag	In	Sn	S	Fe	Zn	Pb	Cu	Ag	In	Sn	S	Fe
Pb Cl Conc	50.7	0.4	1.12	65.5	4.90	5924	25	0.44	15.2	6.20	0.4	84.8	8.1	60.5	0.9	5.0	2.4	0.5
Cu Conc (Pb Ro Tail)	75.8	0.6	3.85	2.65	28.8	1442	150	2.04	31.1	26.4	1.9	5.1	71.4	22.0	8.1	34.7	7.2	3.5
Zn 4th Cl Conc	282.0	2.3	47.5	0.53	0.91	117	358	0.00	33.1	14.5	85.2	3.8	8.4	6.6	72.4	0.1	28.4	7.0
Zn 1st Cl Tail	543.8	4.5	2.73	0.01	0.26	29.7	7	0.03	19.5	29.5	9.5	0.2	4.6	3.3	2.7	3.1	32.3	27.6
Zn Rougher Tail	11058.6	92.1	0.04	0.02	0.02	3.4	2	0.02	0.89	3.22	3.1	6.1	7.5	7.6	15.9	57.0	29.8	61.3
Head	12010.9	100.0	1.31	0.33	0.25	41.3	11.6	0.04	2.74	4.83	100.0	100.0	100.0	100.0	100.0	100.0	100.0	100.0

Test No.: LCT1 **Project No.**: 13589-001 **Operator**: CC/TM **Date**: Aug 13th 2012

Metallurgical Balance

Product	Weight		Assays %, g/t								% Distribution							
	g	%	Zn	Pb	Cu	Ag	In	Sn	S	Fe	Zn	Pb	Cu	Ag	In	Sn	S	Fe
Pb Cl Conc A	10.0	0.0	0.84	69.1	4.43	6195	<25	0.42	14.4	5.19	0.0	8.8	0.7	6.2	0.1	0.5	0.2	0.0
Pb Cl Conc B	17.7	0.1	1.08	65.8	5.96	6040	<25	0.52	15.2	6.66	0.1	14.9	1.7	10.7	0.2	1.0	0.4	0.1
Pb Cl Conc C	19.5	0.1	1.11	65.3	5.12	6186	<25	0.46	14.9	6.14	0.1	16.3	1.6	12.1	0.2	1.0	0.4	0.1
Pb Cl Conc D	18.2	0.1	1.19	63.3	5.88	5790	<25	0.51	15.7	7.07	0.1	14.7	1.7	10.6	0.2	1.0	0.4	0.1
Pb Cl Conc E	16.0	0.1	0.95	69.4	3.90	5986	<25	0.38	14.8	5.20	0.0	14.2	1.0	9.6	0.1	0.7	0.4	0.1
Pb Cl Conc F	16.5	0.1	1.21	64.4	4.81	6031	<25	0.43	15.2	6.22	0.1	13.6	1.3	10.0	0.1	0.8	0.4	0.1
Pb Cl Tail F	7.7	0.0	3.12	9.90	26.6	1887	131	1.87	29.2	25.2	0.1	1.0	3.3	1.5	0.4	1.6	0.3	0.2
Cu Conc A	18.9	0.1	2.60	4.87	29.9	1647	140	1.98	30.9	27.0	0.2	1.2	9.2	3.1	0.9	4.2	0.9	0.4
Cu Conc B	21.7	0.1	3.16	3.18	30.2	1469	141	2.06	31.5	27.3	0.2	0.9	10.6	3.2	1.1	5.0	1.0	0.5
Cu Conc C	24.9	0.1	3.70	3.04	29.2	1484	147	2.04	31.3	26.7	0.3	1.0	11.8	3.7	1.3	5.7	1.2	0.6
Cu Conc D	24.7	0.1	3.77	2.80	29.2	1431	149	2.06	30.7	26.7	0.3	0.9	11.7	3.5	1.3	5.7	1.2	0.6
Cu Conc E	25.2	0.1	3.90	2.94	28.8	1475	149	2.02	31.1	26.5	0.3	0.9	11.8	3.7	1.3	5.7	1.2	0.6
Cu Conc F	25.9	0.1	3.90	2.22	28.5	1425	151	2.04	31.5	26.2	0.3	0.7	12.0	3.7	1.4	5.9	1.2	0.6
CuPb 3rd Cl Tail F	3.1	0.0	9.86	3.96	9.30	674	84	0.69	19.6	17.2	0.1	0.2	0.5	0.2	0.1	0.2	0.1	0.0
CuPb 2nd Cl Tail F	8.1	0.0	9.62	1.50	4.17	364	73	0.44	15.1	13.2	0.2	0.2	0.5	0.3	0.2	0.4	0.2	0.1
Zn 4th Cl Conc A	85.9	0.4	48.1	0.51	0.82	110	357	<0.002	33.2	14.0	13.1	0.6	1.1	0.9	10.9	0.0	4.4	1.0
Zn 4th Cl Conc B	102.3	0.4	46.0	0.62	1.00	140	342	<0.002	33.2	14.6	14.9	0.8	1.7	1.4	12.4	0.0	5.2	1.3
Zn 4th Cl Conc C	93.5	0.4	49.6	0.53	0.95	120	360	<0.002	33.3	13.8	14.7	0.6	1.4	1.1	11.9	0.0	4.8	1.1
Zn 4th Cl Conc D	95.9	0.4	47.6	0.52	0.91	120	351	<0.002	33.4	14.6	14.4	0.6	1.4	1.2	11.9	0.0	4.9	1.2
Zn 4th Cl Conc E	94.1	0.4	46.9	0.53	0.96	120	365	<0.002	32.9	14.7	13.9	0.6	1.5	1.1	12.2	0.0	4.7	1.2
Zn 4th Cl Conc F	92.0	0.4	48.2	0.55	0.86	110	358	<0.002	33.0	14.2	14.0	0.6	1.3	1.0	11.7	0.0	4.6	1.1
Zn 4th Cl Tail F	8.6	0.0	19.9	1.54	1.41	220	156	0.08	32.0	34.1	0.5	0.2	0.2	0.2	0.5	0.1	0.4	0.3
Zn 3rd Cl Tail F	16.5	0.1	13.2	0.69	1.21	130	106	0.07	29.3	34.4	0.7	0.1	0.3	0.2	0.6	0.1	0.7	0.5
Zn 2nd Cl Tail F	38.3	0.2	7.29	0.14	0.74	68.8	60	0.05	23.4	31.1	0.9	0.1	0.5	0.3	0.8	0.2	1.4	1.0
Zn 1st Cl Tail A	152.0	0.6	1.76	<0.010	0.17	20.7	<7	0.02	19.6	30.4	0.8	0.0	0.4	0.3	0.4	0.4	4.5	4.0
Zn 1st Cl Tail B	142.7	0.6	2.09	<0.010	0.19	24.0	<7	0.02	19.9	31.0	0.9	0.0	0.4	0.3	0.4	0.4	4.3	3.8
Zn 1st Cl Tail C	182.1	0.8	1.56	<0.010	0.18	24.4	<7	0.03	19.1	29.2	0.9	0.0	0.5	0.4	0.5	0.5	5.3	4.6
Zn 1st Cl Tail D	178.9	0.7	2.61	<0.010	0.23	28.2	<7	0.02	20.0	29.9	1.5	0.0	0.7	0.5	0.4	0.5	5.5	4.6
Zn 1st Cl Tail E	180.9	0.8	2.87	0.016	0.29	31.5	<7	0.03	19.1	28.7	1.6	0.0	0.8	0.6	0.4	0.5	5.3	4.5
Zn 1st Cl Tail F	184.0	0.8	2.73	<0.010	0.26	29.6	<7	0.03	19.5	30.0	1.6	0.0	0.8	0.5	0.5	0.5	5.5	4.7
Zn Rougher Tail A	3685.4	15.3	0.046	0.027	0.019	3.6	<2	0.02	0.76	3.13	0.5	1.3	1.1	1.3	2.6	9.5	4.3	9.9
Zn Rougher Tail B	3703.7	15.4	0.049	0.020	0.025	3.7	<2	0.02	0.86	3.28	0.6	0.9	1.5	1.4	2.6	9.5	4.9	10.5
Zn Rougher Tail C	3694.7	15.4	0.043	0.022	0.021	3.4	<2	0.02	0.85	3.14	0.5	1.0	1.3	1.3	2.6	9.9	4.8	10.0
Zn Rougher Tail D	3674.1	15.3	0.041	0.020	0.023	3.3	<2	0.02	0.86	3.20	0.5	0.9	1.4	1.2	2.6	9.0	4.8	10.1
Zn Rougher Tail E	3713.7	15.4	0.044	0.018	0.024	3.3	<2	0.02	0.91	3.27	0.5	0.9	1.4	1.2	2.6	9.5	5.2	10.4
Zn Rougher Tail F	3670.8	15.3	0.049	0.027	0.015	3.6	<2	0.02	0.89	3.20	0.6	1.3	0.9	1.3	2.6	9.8	5.0	10.1
Head (calc.)	24048.1	100.0	1.32	0.33	0.26	41.5	n/a	0.037	2.72	4.83	100.0	100.0	100.0	100.0	100.0	100.0	100.0	100.0
(direct)			1.36	0.31	0.27	41.6	11.4	0.040	2.81	4.70								
Combined Products				Insufficient sample mass - Values from F18														
Pb Cl Conc A-F		0.4	0.80	47.0	3.56	4303.29	17.93	0.32	10.9	4.44	0.2	58.7	5.6	42.2	0.6	3.5	1.6	0.4
Cu Conc A-F		0.6	2.72	1.96	20.6	1035.92	106.2	1.45	22.2	18.9	1.2	3.5	47.2	14.7	5.3	22.9	4.8	2.3
Zn 4th Cl Conc A-F		2.3	32.0	0.35	0.61	78.30	238.79	0.00	22.1	9.54	57.1	2.6	5.6	4.4	47.7	0.1	19.0	4.6
Zn 1st Cl Tail A-F		4.2	2.29	0.011	0.22	26.66	7.00	0.02	19.5	29.8	7.4	0.1	3.7	2.7	2.5	2.8	30.4	26.2
Zn Rougher Tail A-F		92.1	0.045	0.022	0.021	3.48	2.00	0.02	0.86	3.20	3.2	6.3	7.6	7.7	15.7	57.3	28.9	61.0

Stability Check

Cycle	Wt%	Zn	Pb	Cu	Ag	In	Sn	S	Fe
A	98.6	87.7	71.1	75.4	71.5	89.3	86.9	85.7	92.5
B	99.5	100.0	105.1	95.5	102.3	99.7	95.6	95.0	96.9
C	100.2	98.5	113.5	99.7	111.7	98.8	102.6	99.0	98.1
D	99.6	100.5	103.1	101.2	101.8	98.7	97.5	100.6	99.6
E	100.5	98.8	99.9	99.1	97.5	100.4	98.8	100.3	100.5
F	99.5	99.3	97.4	97.1	99.3	97.6	102.5	100.4	99.9
ave C-F	100.0	99.3	103.5	99.3	102.6	98.9	100.3	100.1	99.5
ave D-F	99.9	99.5	100.1	99.2	99.6	98.9	99.6	100.5	100.0
ave E-F	100.0	99.1	98.6	98.1	98.4	99.0	100.6	100.4	100.2

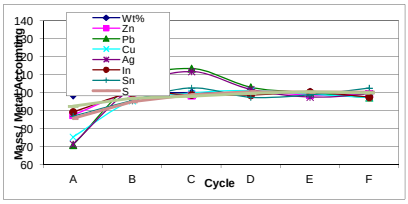

Test No.: LCT8 **Project No.**: 13589-001 **Operator**: CC/TM **Date**: Nov. 26th 2012

Purpose: As F21/F22, lower collector in the Zn cleaner circuit, longer regrind

Procedure: As outlined below.

Feed: 12 x 2 kg of minus 10 mesh 50244-001 Overall Comp (location in a drum on a skid in the freezer)

Primary Grind: 30 minutes / 2 kg @ 65% solids in laboratory ball mill (BM#1).

CuPb Regrind: 20 minutes / CuPb Ro Conc 1-3 @ 65% solids in laboratory pebble mill.

Zn Regrind: 25 minutes / Zn Ro Conc 1-3 @ 65% solids in laboratory pebble mill.

Zn Ro Tail A-F	P80 =	106	µm
Cu Conc A-F	P80 =	29	µm
Pb Conc A-F	P80 =	30	µm
Zn Conc A-F	P80 =	17	µm

Conditions:

	Reagents added, grams per tonne							Time, minutes				
Stage	$Ca(OH)_2$	$ZnSO_4$	3418A	$CuSO_4$	5100	NaCN	MIBC	Grind	Cond.	Froth	pH	Ep (mV)
Grind (BM#1)	200	-	-	-	-	-	-	30			8.4	+120
CuPb Rougher (Based on 4kg of Feed)												
Aeration	-	-	-	-	-	-	-		5		8.4	+120
CuPb Rougher 1	212	-	5	-	-	-	12.5		1	1	9.5	+20
CuPb Rougher 2	-	-	2.5	-	-	-	5		1	2	9.2	+60
CuPb Rougher 3	-	-	2.5	-	-	-	5		1	3	9.0	+80
CuPb Cleaner (Based on 4Kg CuPb Rougher concentrates)												
Regrind (PM)	75	75	5	-	-	12.5	-	20			9.0	+20
CuPb 1st Cleaner	20	-	-	-	-	-	5		1	5	10.0	+20
CuPb 2nd Cleaner	12.5	-	2.5	-	-	-	5		1	4	10.0	0
CuPb 3rd Cleaner	12.5	-	2.5	-	-	-	5		1	4	10.0	0
CuPb Separation (CuPb 3rd Cleaner Concentrate)												
Pb Rougher	-	-	2.5	-	-	355	2.5		1	3	10.8	-400
Pb Cleaner (Pb Rougher Concentrate)												
Pb Cleaner	-	-	2.5	-	-	162.5	2.5		1	2	10.8	-400
Zn Rougher (CuPb Rougher + 1st Cleaner Tail per 4kg of feed)												
Condition	1141	-	-	250	-	-	-		3		11.8	-50
Zn Rougher 1	-	-	-	-	10	-	10		1	2	11.8	-40
Zn Rougher 2	222	-	-	-	10	-	5		1	2	11.8	-25
Zn Rougher 3	131	-	-	-	5	-	5		1	2	11.8	0
Zn Cleaner (Zn Ro Conc 1-3)						**NaMBS**						
Regrind	400	-	-	50	-	250	-	25			12.0	0
Zn 1st Cleaner		-	-	-	2.5	-			1	5	12.0	0
Zn 2nd Cleaner	169	-	-	-	2.5	75			1	4	12.0	0
Zn 3rd Cleaner	117	-	-	-	2.5	25			1	3	12.0	0
Zn 4th Cleaner	80	-	-	-	-	25	5		1	2	12.0	0
Total	2792	75	25	300	33	905	68	75	23	44		

* as required

Stage	Roughers	CuPb 1st Clnr	Cu/Pb 2nd & 3rd Cl	Zn 1st to 4th Cl	Pb Rougher, Cl
Flotation Cell # 8	2000g-D2	500g-D1	250g-D1	500g-D1	250g-D1
Speed: rpm	1500	1500	1500	1500	1200

Metallurgical Projection (C-F)

Cycle C-reduced Zn 4th cl froth time to 2min
Cycle E-increased MBS to 75g/t in Zn 2nd Cl

Product	Weight		Assays %, g/t								% Distribution							
	g	%	Zn	Pb	Cu	Ag	In	Sn	S	Fe	Zn	Pb	Cu	Ag	In	Sn	S	Fe
Pb Cl Conc	75.6	0.5	1.21	59.4	7.02	5559	25	0.49	16.2	8.35	0.4	86.0	12.7	62.9	1.0	5.6	2.9	0.8
Cu Conc (Pb Ro Tail)	103.1	0.6	5.04	2.43	28.1	1328	152	1.88	30.9	26.6	2.5	4.8	69.2	20.5	8.0	29.2	7.5	3.5
Zn 4th Cl Conc	372.2	2.3	49.8	0.45	0.79	105	384	0.06	33.0	14.3	87.7	3.2	7.0	5.9	73.5	3.5	29.0	6.8
Zn 1st Cl Tail	614.0	3.8	1.57	0.01	0.22	22.4	7	0.04	20.0	31.5	4.6	0.1	3.3	2.1	2.2	3.7	29.0	24.9
Zn Rougher Tail	14830.2	92.7	0.07	0.02	0.02	3.90	2	0.03	0.90	3.34	4.9	6.0	7.8	8.7	15.2	57.9	31.5	63.9
Head	15995.1	100.0	1.32	0.33	0.26	41.8	12.2	0.04	2.65	4.84	100.0	100.0	100.0	100.0	100.0	100.0	100.0	100.0

Test No.: LCT8 **Project No.**: 13589-001 **Operator**: CC/TM **Date**: Nov. 26th 2012

Metallurgical Balance

Product	Weight		Assays %, g/t								% Distribution							
	g	%	Zn	Pb	Cu	Ag	In	Sn	S	Fe	Zn	Pb	Cu	Ag	In	Sn	S	Fe
Pb Cl Conc A	16.2	0.1	1.07	60.6	7.16	5656	<25	0.51	16.2	8.24	0.1	12.6	1.8	9.2	0.1	0.8	0.4	0.1
Pb Cl Conc B	19.0	0.1	1.22	58.2	7.48	5464	<25	0.53	16.4	8.56	0.1	14.2	2.2	10.4	0.2	1.0	0.5	0.1
Pb Cl Conc C	18.9	0.1	1.22	59.7	7.07	5584	<25	0.50	15.9	8.28	0.1	14.5	2.1	10.6	0.2	0.9	0.5	0.1
Pb Cl Conc D	19.5	0.1	1.20	57.8	7.90	5422	<25	0.54	16.7	9.04	0.1	14.4	2.4	10.6	0.2	1.1	0.5	0.2
Pb Cl Conc E	19.1	0.1	1.25	59.0	7.12	5456	<25	0.49	16.6	8.45	0.1	14.4	2.2	10.4	0.2	0.9	0.5	0.1
Pb Cl Conc F	18.1	0.1	1.18	61.5	5.94	5806	<25	0.44	15.7	7.59	0.1	14.3	1.7	10.5	0.2	0.8	0.4	0.1
Pb Cl Tail F	9.7	0.0	3.37	5.43	28.3	1593	138	1.74	30.4	27.0	0.1	0.7	4.3	1.5	0.4	1.7	0.5	0.2
Cu Conc A	18.9	0.1	5.39	4.98	27.3	1575	145	1.87	30.6	25.9	0.3	1.2	8.2	3.0	0.9	3.5	0.9	0.4
Cu Conc B	20.8	0.1	4.66	2.79	28.4	1393	149	1.92	31.2	26.7	0.3	0.7	9.3	2.9	1.0	4.0	1.0	0.5
Cu Conc C	25.7	0.1	5.19	2.39	28.2	1325	151	1.89	31.2	26.8	0.4	0.8	11.5	3.4	1.3	4.9	1.2	0.6
Cu Conc D	25.1	0.1	5.04	2.71	27.9	1363	154	1.89	30.7	26.5	0.4	0.9	11.1	3.4	1.3	4.7	1.2	0.6
Cu Conc E	25.5	0.1	4.84	2.44	28.3	1285	151	1.89	30.8	26.8	0.4	0.8	11.4	3.3	1.3	4.8	1.2	0.6
Cu Conc F	26.8	0.1	5.12	2.19	28.0	1344	151	1.87	31.1	26.5	0.4	0.8	11.9	3.6	1.3	5.0	1.3	0.6
CuPb 3rd Cl Tail F	3.3	0.0	8.50	2.46	6.26	400	160	0.55	15.2	20.0	0.1	0.1	0.3	0.1	0.2	0.2	0.1	0.1
CuPb 2nd Cl Tail F	10.1	0.0	7.54	0.72	2.02	183	175	0.24	11.0	12.3	0.2	0.1	0.3	0.2	0.6	0.2	0.2	0.1
Zn 4th Cl Conc A	84.2	0.4	47.7	0.47	0.63	96.4	385	0.048	33.3	16.2	12.4	0.5	0.8	0.8	10.7	0.4	4.4	1.2
Zn 4th Cl Conc B	95.4	0.4	49.7	0.44	0.74	104	407	0.060	33.4	13.9	14.6	0.5	1.1	1.0	12.9	0.6	5.0	1.1
Zn 4th Cl Conc C	94.7	0.4	49.5	0.51	0.76	109	389	0.059	33.2	14.7	14.5	0.6	1.1	1.0	12.2	0.6	4.9	1.2
Zn 4th Cl Conc D	95.8	0.4	48.7	0.42	0.85	107	384	0.070	33.0	15.2	14.4	0.5	1.3	1.0	12.2	0.7	4.9	1.2
Zn 4th Cl Conc E	90.7	0.4	50.7	0.45	0.81	107	382	0.067	33.0	13.7	14.2	0.5	1.2	1.0	11.5	0.6	4.7	1.1
Zn 4th Cl Conc F	91.0	0.4	50.4	0.41	0.74	98.6	383	0.057	33.0	13.4	14.2	0.5	1.1	0.9	11.6	0.5	4.7	1.0
Zn 4th Cl Tail F	20.6	0.1	28.7	0.38	1.12	122	234	0.11	33.1	30.6	1.8	0.1	0.4	0.3	1.6	0.2	1.1	0.5
Zn 3rd Cl Tail F	24.2	0.1	13.3	0.23	1.09	102	110	0.11	32.2	40.4	1.0	0.1	0.4	0.2	0.9	0.3	1.2	0.8
Zn 2nd Cl Tail F	50.7	0.2	5.63	0.07	0.64	64.6	<25	0.075	29.1	41.9	0.9	0.0	0.5	0.3	0.4	0.4	2.3	1.8
Zn 1st Cl Tail A	120.3	0.5	1.97	<0.01	0.15	15.3	<7	0.033	17.4	26.4	0.7	0.0	0.3	0.2	0.3	0.4	3.3	2.7
Zn 1st Cl Tail B	144.2	0.6	1.15	<0.01	0.18	19.6	<7	0.038	17.8	28.5	0.5	0.0	0.4	0.3	0.3	0.5	4.0	3.5
Zn 1st Cl Tail C	150.4	0.6	1.45	<0.01	0.20	21.2	<7	0.040	19.2	30.6	0.7	0.0	0.5	0.3	0.3	0.6	4.5	3.9
Zn 1st Cl Tail D	156.9	0.7	1.73	<0.01	0.22	22.3	<7	0.039	21.3	32.8	0.8	0.0	0.5	0.3	0.4	0.6	5.2	4.4
Zn 1st Cl Tail E	148.3	0.6	1.53	<0.01	0.22	22.6	<7	0.041	19.7	31.2	0.7	0.0	0.5	0.3	0.3	0.6	4.6	4.0
Zn 1st Cl Tail F	158.4	0.7	1.55	<0.01	0.25	23.5	<7	0.042	19.9	31.3	0.8	0.0	0.6	0.4	0.4	0.7	4.9	4.2
Zn Rougher Tail A	3688.7	15.4	0.069	0.022	0.026	3.9	<2	0.026	0.77	3.20	0.8	1.0	1.5	1.4	2.4	9.6	4.4	10.1
Zn Rougher Tail B	3690.7	15.4	0.066	0.022	0.029	3.6	<2	0.026	0.85	3.27	0.8	1.0	1.7	1.3	2.4	9.6	4.9	10.3
Zn Rougher Tail C	3698.7	15.4	0.064	0.020	0.015	3.8	<2	0.026	0.89	3.35	0.7	0.9	0.9	1.4	2.5	9.6	5.1	10.6
Zn Rougher Tail D	3702.7	15.4	0.066	0.023	0.025	3.9	<2	0.026	0.84	3.08	0.8	1.1	1.5	1.4	2.5	9.6	4.8	9.8
Zn Rougher Tail E	3716.4	15.5	0.076	0.017	0.025	4.0	<2	0.026	0.97	3.55	0.9	0.8	1.5	1.5	2.5	9.7	5.6	11.3
Zn Rougher Tail F	3712.4	15.5	0.071	0.024	0.023	3.9	<2	0.026	0.90	3.38	0.8	1.1	1.4	1.4	2.5	9.7	5.2	10.7
Head (calc.)	24012.1	100.0	1.35	0.32	0.26	41.6	n/a	0.042	2.67	4.87	100.0	100.0	100.0	100.0	100.0	100.0	100.0	100.0
(direct)			1.36	0.31	0.27	41.6	11.4	0.040	2.81	4.70								
Combined Products				Insufficient sample mass - Values from F18														
Pb Cl Conc A-F		0.5	0.83	40.6	4.79	3795.71	17.06	0.34	11.1	5.70	0.3	57.6	8.4	42.1	0.6	3.7	1.9	0.5
Cu Conc A-F		0.6	3.65	1.75	20.3	959.74	109.5	1.36	22.3	19.2	1.6	3.2	45.9	13.7	5.2	19.4	5.0	2.3
Zn 4th Cl Conc A-F		2.3	33.6	0.30	0.53	71.13	259.38	0.04	22.3	9.62	57.3	2.1	4.7	3.9	47.5	2.4	19.2	4.5
Zn 1st Cl Tail A-F		3.7	1.55	0.010	0.21	20.98	7.00	0.04	19.3	30.3	4.2	0.1	2.9	1.8	2.0	3.4	26.4	22.8
Zn Rougher Tail A-F		92.5	0.069	0.021	0.024	3.85	2.00	0.03	0.87	3.31	4.7	6.1	8.4	8.6	14.7	57.7	30.1	62.8

Stability Check

Cycle	Wt%	Zn	Pb	Cu	Ag	In	Sn	S	Fe
A	98.2	85.8	92.1	75.9	87.5	87.1	88.5	80.2	87.1
B	99.2	97.7	99.1	88.9	95.3	101.1	94.3	92.1	93.5
C	99.7	98.2	101.0	96.5	100.3	98.8	99.5	97.4	98.7
D	99.9	98.8	101.7	100.9	100.9	98.8	100.2	100.1	96.7
E	99.9	97.4	99.6	100.3	98.9	94.4	99.8	99.3	102.1
F	100.1	97.4	100.0	99.7	101.0	95.3	99.8	99.2	100.4
ave C-F	99.9	97.9	100.6	99.4	100.3	96.8	99.8	99.0	99.5
ave D-F	100.0	97.9	100.4	100.3	100.3	96.1	100.0	99.5	99.8
ave E-F	100.0	97.4	99.8	100.0	100.0	94.8	99.8	99.2	101.3

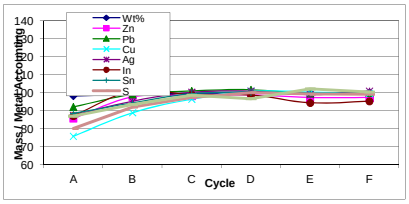

Test No.: LCT2 **Project No.**: 13589-001 **Operator**: CC/TM **Date**: Sept 5,2012

Purpose: As F12, higher pH in Zn circuit

Procedure: As outlined below.

Feed: 12 x 2 kg of minus 10 mesh 50244-001 Comp A (location in a drum on a skid in the freezer)

Primary Grind: 30 minutes / 2 kg @ 65% solids in laboratory ball mill (BM#1).

CuPb Regrind 20 minutes / CuPb Ro Conc 1-3 @ 65% solids in laboratory pebble mill.

Zn Regrind 20 minutes / Zn Ro Conc 1-3 @ 65% solids in laboratory pebble mill.

Zn Ro Tail	P80 =	93	µm
Pb Conc	P80 =	23	µm
Cu Conc	P80 =	28	µm
Zn Conc	P80 =	16	µm

Conditions:

	Reagents added, grams per tonne							Time, minutes				
Stage	$Ca(OH)_2$	$ZnSO_4$	3418A	$CuSO_4$	5100	NaCN	MIBC	Grind	Cond.	Froth	pH	Ep (mV)
Grind (BM#1)	200	-	-	-	-	-	-	30			7.6	+60
CuPb Rougher (Based on 4kg of Feed)												
Aeration	-	-	-	-	-	-	-		5		7.8	+100
CuPb Rougher 1	338	-	5	-	-	-	12.5		1	1	9.5	+80
CuPb Rougher 2	-	-	2.5	-	-	-	5		1	2	9.0	+100
CuPb Rougher 3	-	-	2.5	-	-	-	5		1	3	8.9	+100
CuPb Cleaner (Based on 4Kg CuPb Rougher concentrates)												
Regrind (PM)	75	75	5	-	-	25	-	20			9.2	+100
CuPb 1st Cleaner	30	-	-	-	-	-	5		1	4	10.0	+60
CuPb 2nd Cleaner	42.5	-	2.5	-	-	-	5		1	3	10.0	+60
CuPb 3rd Cleaner	15	-	2.5	-	-	-	7.5		1	2	10.0	+20
CuPb Separation (CuPb 3rd Cleaner Concentrate)												
											8.0	+140
Pb Rougher	-	-	2.5	-	-	355	5		1	3	10.6	-400
Pb Cleaner (Pb Rougher Concentrate)												
Pb Cleaner	-	-	2.5	-	-	225	5		1	2	10.6	-400
Zn Rougher (CuPb Rougher + 1st Cleaner Tail per 4kg of feed)												
Condition	2453	-	-	150	-	-	-		3		11.8	+50
Zn Rougher 1	-	-	-	-	5	-	10		1	2	11.8	+50
Zn Rougher 2	353	-	-	-	5	-	5		1	2	11.8	+50
Zn Rougher 3	295	-	-	-	5	-	5		1	4	11.8	+50
Zn Cleaner (2 x Zn Ro Conc 1-3)												
Regrind	775	-	-	30	-	-	-	20			12.0	+50
Zn 1st Cleaner		-	-	-	5	-	5		1	5	12.0	+50
Zn 2nd Cleaner	75	-	-	-	-	-	5		1	4	12.0	+50
Zn 3rd Cleaner	125	-	-	-	-	-	5		1	3	12.0	+75
Zn 4th Cleaner	90	-	-	-	-	-	5		1	*2.5	12.0	+75
Total	4867	75	25	180	20	605	90	70	23	40		

* as required

Stage	Roughers	CuPb 1st Clnr	Cu/Pb 2nd & 3rd Cl	Zn 1st to 4th Cl	Pb Rougher, Cl
Flotation Cell # 8	2000g-D2	500g-D1	250g-D1	500g-D1	250g-D1
Speed: rpm	1500	1500	1500	1500	1200

*Cycle C-Zn 4th cl froth time reduced to 2.5min

Metallurgical Projection (D-F)

Product	Weight		Assays %, g/t								% Distribution							
	g	%	Zn	Pb	Cu	Ag	In	Sn	S	Fe	Zn	Pb	Cu	Ag	In	Sn	S	Fe
Pb Cl Conc	82.8	0.7	1.45	67.3	3.87	7761	25	1.28	14.6	3.73	1.6	82.9	16.5	75.9	7.6	12.8	5.7	0.8
Cu Conc (Pb Ro Tail)	51.5	0.4	8.53	5.93	23.5	1454	61	5.73	31.7	20.5	5.7	4.5	62.3	8.8	11.6	35.7	7.7	2.7
Zn 4th Cl Conc	158.5	1.3	39.8	1.65	1.08	314	90	0.24	33.5	19.3	81.5	3.9	8.8	5.9	52.5	4.7	25.0	7.8
Zn 1st Cl Tail	403.9	3.4	0.35	0.18	0.15	32.5	5	0.05	5.0	9.2	1.8	1.1	3.1	1.5	7.5	2.4	9.4	9.5
Zn Rougher Tail	11262.1	94.2	0.06	0.05	0.02	5.87	0	0.03	0.99	2.77	9.4	7.6	9.3	7.8	20.8	44.4	52.2	79.3
Head	11958.8	100.0	0.65	0.56	0.16	70.8	2	0.07	1.78	3.29	100.0	100.0	100.0	100.0	100.0	100.0	100.0	100.0

Test No.: LCT2 **Project No.**: 13589-001 **Operator**: CC/TM **Date**: Sept 5,2012

Metallurgical Balance

Product	Weight		Assays %, g/t								% Distribution							
	g	%	Zn	Pb	Cu	Ag	In	Sn	S	Fe	Zn	Pb	Cu	Ag	In	Sn	S	Fe
Pb Cl Conc A	25.7	0.1	1.59	67.0	4.21	7763	<25	1.61	14.8	3.79	0.3	12.8	2.7	11.7	1.2	2.5	0.9	0.1
Pb Cl Conc B	29.1	0.1	1.78	65.7	4.27	7763	<25	1.52	14.8	4.08	0.3	14.3	3.1	13.2	1.3	2.7	1.0	0.1
Pb Cl Conc C	28.5	0.1	1.71	65.1	4.39	7763	<25	1.45	14.7	4.11	0.3	13.8	3.2	13.0	1.3	2.5	1.0	0.1
Pb Cl Conc D	27.7	0.1	1.49	66.5	4.25	7763	<25	1.44	14.6	3.98	0.3	13.7	3.0	12.6	1.3	2.4	0.9	0.1
Pb Cl Conc E	27.2	0.1	1.42	68.5	3.35	7763	<25	1.09	14.4	3.37	0.2	13.9	2.3	12.4	1.2	1.8	0.9	0.1
Pb Cl Conc F	27.9	0.1	1.45	67.0	4.01	7763	<25	1.31	14.9	3.83	0.3	13.9	2.8	12.7	1.3	2.2	1.0	0.1
Pb Cl Tail F	3.6	0.0	6.49	11.8	22.6	3000	<25	3.00	29.7	20.2	0.2	0.3	2.0	0.6	0.2	0.6	0.3	0.1
Cu Conc A	12.1	0.1	7.12	5.90	25.0	1454	61	6.16	31.4	21.1	0.6	0.5	7.6	1.0	1.3	4.5	0.9	0.3
Cu Conc B	15.7	0.1	8.87	4.71	24.1	1454	63	5.84	32.0	21.1	0.9	0.6	9.5	1.3	1.8	5.5	1.2	0.4
Cu Conc C	17.0	0.1	7.90	4.77	24.6	1454	59	5.85	31.2	21.1	0.9	0.6	10.5	1.4	1.8	6.0	1.2	0.4
Cu Conc D	16.7	0.1	7.61	6.49	23.6	1454	59	5.83	31.4	20.4	0.8	0.8	9.9	1.4	1.8	5.8	1.2	0.4
Cu Conc E	18.3	0.1	9.45	5.39	23.3	1454	62	5.60	32.0	20.5	1.1	0.7	10.7	1.6	2.0	6.1	1.4	0.5
Cu Conc F	16.5	0.1	8.46	5.97	23.7	1454	62	5.78	31.8	20.5	0.9	0.7	9.9	1.4	1.8	5.7	1.2	0.4
CuPb 3rd Cl Tail F	3.0	0.0	8.98	8.54	5.92	800	50	2.00	15.5	10.6	0.2	0.2	0.4	0.1	0.3	0.4	0.1	0.0
CuPb 2nd Cl Tail F	9.7	0.0	6.14	2.61	1.82	500	50	0.48	8.87	7.60	0.4	0.2	0.4	0.3	0.9	0.3	0.2	0.1
Zn 4th Cl Conc A	47.7	0.2	41.3	1.66	0.90	314	101	0.19	33.5	18.6	12.7	0.6	1.1	0.9	8.7	0.5	3.7	1.1
Zn 4th Cl Conc B	55.3	0.2	38.1	1.61	0.94	314	87	0.20	33.8	21.4	13.6	0.7	1.3	1.0	8.7	0.7	4.4	1.5
Zn 4th Cl Conc C	53.2	0.2	39.7	1.57	1.08	314	89	0.25	33.9	19.4	13.6	0.6	1.4	1.0	8.6	0.8	4.2	1.3
Zn 4th Cl Conc D	46.5	0.2	44.2	1.48	1.09	314	99	0.25	33.6	15.3	13.3	0.5	1.3	0.9	8.3	0.7	3.7	0.9
Zn 4th Cl Conc E	54.4	0.2	38.5	1.71	1.06	314	86	0.23	33.4	20.5	13.5	0.7	1.5	1.0	8.4	0.8	4.3	1.4
Zn 4th Cl Conc F	57.6	0.2	37.6	1.73	1.10	314	86	0.25	33.5	21.4	14.0	0.7	1.6	1.1	8.9	0.9	4.5	1.5
Zn 4th Cl Tail F	11.0	0.0	4.65	0.91	0.92	200	<20	0.19	32.1	45.6	0.3	0.1	0.3	0.1	0.4	0.1	0.8	0.6
Zn 3rd Cl Tail F	13.9	0.1	2.90	0.85	0.85	75.0	<10	0.18	25.2	36.9	0.3	0.1	0.3	0.1	0.3	0.2	0.8	0.6
Zn 2nd Cl Tail F	28.7	0.1	1.08	0.42	0.39	50.0	<5	0.10	9.54	15.4	0.2	0.1	0.3	0.1	0.3	0.2	0.6	0.6
Zn 1st Cl Tail A	206.9	0.9	0.19	0.14	0.07	17.0	<5	0.041	2.66	5.70	0.3	0.2	0.4	0.2	1.9	0.5	1.3	1.5
Zn 1st Cl Tail B	134.2	0.6	0.27	0.13	0.10	24.5	<5	0.045	4.24	8.27	0.2	0.1	0.3	0.2	1.2	0.4	1.3	1.4
Zn 1st Cl Tail C	116.6	0.5	0.37	0.16	0.12	31.8	<5	0.049	5.22	9.40	0.3	0.1	0.4	0.2	1.1	0.3	1.4	1.4
Zn 1st Cl Tail D	143.0	0.6	0.34	0.16	0.18	29.4	<5	0.050	5.27	9.79	0.3	0.2	0.6	0.2	1.3	0.4	1.8	1.7
Zn 1st Cl Tail E	125.9	0.5	0.34	0.18	0.13	33.9	<5	0.049	4.68	8.81	0.3	0.2	0.4	0.3	1.1	0.4	1.4	1.4
Zn 1st Cl Tail F	135.0	0.6	0.38	0.19	0.13	34.4	<5	0.050	4.90	9.07	0.3	0.2	0.4	0.3	1.2	0.4	1.5	1.5
Zn Rougher Tail A	3631.9	15.2	0.067	0.049	0.016	6.0	<1	0.032	0.90	2.79	1.6	1.3	1.5	1.3	3.3	7.0	7.6	12.7
Zn Rougher Tail B	3744.6	15.7	0.062	0.044	0.017	5.6	<1	0.033	0.97	2.77	1.5	1.2	1.6	1.2	3.4	7.4	8.5	13.0
Zn Rougher Tail C	3776.0	15.8	0.062	0.047	0.027	6.0	<1	0.033	0.98	2.86	1.5	1.3	2.6	1.3	3.4	7.5	8.7	13.5
Zn Rougher Tail D	3752.1	15.7	0.065	0.046	0.016	5.8	<1	0.032	0.92	2.71	1.6	1.3	1.5	1.3	3.4	7.2	8.1	12.7
Zn Rougher Tail E	3756.0	15.7	0.067	0.044	0.013	5.9	<1	0.033	1.05	2.78	1.6	1.2	1.2	1.3	3.4	7.4	9.2	13.0
Zn Rougher Tail F	3754.0	15.7	0.063	0.047	0.019	5.9	<1	0.033	0.99	2.81	1.5	1.3	1.8	1.3	3.4	7.4	8.7	13.2
Head (calc.)	23923.2	100.0	0.65	0.56	0.17	71.3	2.3	0.07	1.79	3.34	100.0	100.0	100.0	100.0	100.0	100.0	100.0	100.0
(direct)			0.69	0.62	0.18	89.1	1.7	0.077	1.83	3.20								
Combined Products				Estimated value - Insufficient sample mass														
Pb Cl Conc A-F		0.7	1.58	66.6	4.08	7763.00	25.0	1.40	14.70	3.87	1.7	82.5	17.1	75.6	7.5	14.0	5.7	0.8
Cu Conc A-F		0.4	8.30	5.52	24.0	1454.00	61.0	5.82	31.6	20.8	5.2	4.0	58.2	8.2	10.6	33.6	7.1	2.5
Zn 4th Cl Conc A-F		1.3	39.7	1.63	1.03	314.00	90.9	0.23	33.6	19.6	80.7	3.8	8.2	5.8	51.7	4.3	24.8	7.7
Zn 1st Cl Tail A-F		3.6	0.30	0.158	0.12	27.42	5.0	0.047	4.33	8.26	1.7	1.0	2.6	1.4	7.8	2.4	8.7	8.9
Zn Rougher Tail A-F		93.7	0.064	0.046	0.018	5.87	0.5	0.033	0.97	2.79	9.3	7.7	10.2	7.7	20.2	43.9	50.8	78.1

Stability Check

Cycle	Wt%	Zn	Pb	Cu	Ag	In	Sn	S	Fe
A	98.4	92.1	93.1	79.7	90.5	98.1	89.8	86.7	94.1
B	99.8	99.3	101.0	95.5	102.1	98.3	99.5	98.3	98.3
C	100.1	99.6	99.2	108.3	101.6	96.7	102.3	99.2	100.5
D	100.0	97.4	99.1	98.0	98.4	96.1	99.4	94.0	95.5
E	99.9	100.7	100.4	96.8	98.9	97.5	98.9	102.9	98.5
F	100.1	101.9	101.6	99.0	100.4	100.0	99.7	101.8	100.9
ave C-F	100.0	99.9	100.1	100.5	99.8	97.6	100.1	99.5	98.8
ave D-F	100.0	100.0	100.4	97.9	99.2	97.9	99.3	99.6	98.3
ave E-F	100.0	101.3	101.0	97.9	99.7	98.8	99.3	102.3	99.7

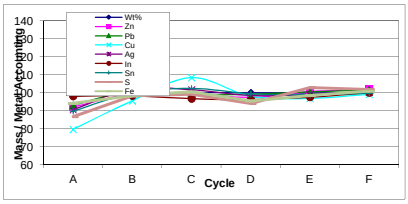

Test No.: LCT3 **Project No.**: 13589-001 **Operator**: CC/TM **Date**: Sept 6,2012

Purpose: As F13, 4kg per cycle, higher pH in Zn circuit, more collector in Cu/Pb rougher

Procedure: As outlined below.

Feed: 12 x 2 kg of minus 10 mesh 50244-001 Comp B (location in a drum on a skid in the freezer)

Primary Grind: 30 minutes / 2 kg @ 65% solids in laboratory ball mill (BM#1). P80 = 134 µm

Pb Conc P80 = 26 µm

CuPb Regrind 20 minutes / CuPb Ro Conc 1-3 @ 65% solids in laboratory pebble mill. Cu Conc P80 = 27 µm

Zn Regrind 22 minutes / Zn Ro Conc 1-3 @ 65% solids in laboratory pebble mill. Zn Conc P80 = 20 µm

Conditions:

	Reagents added, grams per tonne							Time, minutes				
Stage	$Ca(OH)_2$	$ZnSO_4$	3418A	$CuSO_4$	5100	NaCN	MIBC	Grind	Cond.	Froth	pH	Ep (mV)
Grind (BM#1)	200	-	-	-	-	-	-	30			8.0	-120
CuPb Rougher (Based on 4kg of Feed)												
Aeration	-	-	-	-	-	-	-		5		8.0	+60
CuPb Rougher 1	313	-	10	-	-	-	10		1	1	9.5	+80
CuPb Rougher 2	-	-	5	-	-	-	2.5		1	2	9.2	+80
CuPb Rougher 3	-	-	5	-	-	-	2.5		1	3	8.9	+80
CuPb Cleaner (Based on 4Kg CuPb Rougher concentrates)												
Regrind (PM)	75	75	5	-	-	25	-	20			8.5	+30
CuPb 1st Cleaner	50	-	-	-	-	-	3.75		1	4	10.0	+20
CuPb 2nd Cleaner	50	-	2.5	-	-	-	3.75		1	3	10.0	+20
CuPb 3rd Cleaner	50	-	2.5	-	-	-	3.75		1	2	10.0	+40
CuPb Separation (CuPb 3rd Cleaner Concentrate)												
											8.4	+140
Pb Rougher	-	-	2.5	-	-	675	5		1	3	11.0	-400
Pb Cleaner (Pb Rougher Concentrate)												
Pb Cleaner	-	-	2.5	-	-	425	5		1	2	11.0	-400
Zn Rougher (CuPb Rougher + 1st Cleaner Tail per 4kg of feed)												
Condition	2532	-	-	350	-	-	-		3		11.8	+100
Zn Rougher 1	-	-	-	-	10	-	10		1	2	11.8	+50
Zn Rougher 2	467	-	-	-	10	-	5		1	2	11.8	+50
Zn Rougher 3	210	-	-	-	5	-	5		1	4	11.8	+50
Zn Cleaner (2 x Zn Ro Conc 1-3)												
Regrind	775	-	-	75	-	-	-	22			11.8	+50
Zn 1st Cleaner	48	-	-	-	5	-			1	5	12.0	+50
Zn 2nd Cleaner	248	-	-	-	2.5	-			1	4	12.0	+75
Zn 3rd Cleaner	248	-	-	-	-	-			1	3	12.0	+75
Zn 4th Cleaner	270	-	-	-	-	-			1	3	12.0	+75
Total	5536	75	35	425	33	1125	56	72	23	43		

* as required

Stage	Roughers	CuPb 1st Clnr	Cu/Pb 2nd & 3rd Cl	Zn 1st to 4th Cl	Pb Rougher, Cl
Flotation Cell # 8	2000g-D2	500g-D1	250g-D1	500g-D1	250g-D1
Speed: rpm	1500	1500	1500	1500	1200

Cycle C-moved Zn 1st cl to 750g cell , did not add MIBC in cleaners.

Metallurgical Projection (D-F)

Product	Weight		Assays %, g/t								% Distribution							
	g	%	Zn	Pb	Cu	Ag	In	Sn	S	Fe	Zn	Pb	Cu	Ag	In	Sn	S	Fe
Pb Cl Conc	54.9	0.5	1.19	59.7	5.85	4520.77	35	0.51	16.3	7.56	0.2	82.9	4.3	38.4	1.0	3.1	1.8	0.6
Cu Conc (Pb Ro Tail)	202.3	1.7	2.90	0.89	29.8	1350.52	129	1.84	32.7	27.3	2.1	4.6	80.2	42.3	13.5	41.5	13.5	7.7
Zn 4th Cl Conc	523.1	4.4	49.6	0.28	1.11	94.60	291	0.011	33.5	12.7	92.4	3.7	7.7	7.7	78.5	0.6	35.9	9.3
Zn 1st Cl Tail	597.7	5.0	1.35	0.06	0.37	43.04	5	0.090	22.9	34.3	2.9	1.0	2.9	4.0	1.5	6.0	27.9	28.5
Zn Rougher Tail	10623.9	88.5	0.064	0.029	0.035	4.67	1	0.041	0.96	3.66	2.4	7.8	4.9	7.7	5.5	48.7	20.9	54.0
Head	12001.9	100.0	2.34	0.33	0.63	53.84	16	0.075	4.08	5.99	100.0	100.0	100.0	100.0	100.0	100.0	100.0	100.0

Test No.: LCT3 **Project No.**: 13589-001 **Operator**: CC/TM **Date**: Sept 6,2012

Metallurgical Balance

Product	Weight		Assays %, g/t								% Distribution							
	g	%	Zn	Pb	Cu	Ag	In	Sn	S	Fe	Zn	Pb	Cu	Ag	In	Sn	S	Fe
Pb Cl Conc A	15.0	0.1	0.91	66.2	4.39	4808	<35	0.42	14.8	5.79	0.0	12.8	0.4	5.6	0.1	0.4	0.2	0.1
Pb Cl Conc B	19.0	0.1	1.21	55.1	7.54	4384	<35	0.64	17.2	9.79	0.0	13.5	1.0	6.5	0.2	0.7	0.3	0.1
Pb Cl Conc C	18.5	0.1	1.06	58.0	6.56	4510	<35	0.59	16.7	8.09	0.0	13.8	0.8	6.5	0.2	0.6	0.3	0.1
Pb Cl Conc D	18.5	0.1	1.15	58.1	6.75	4460	<35	0.56	16.8	8.45	0.0	13.8	0.8	6.4	0.2	0.6	0.3	0.1
Pb Cl Conc E	18.9	0.1	1.25	61.0	5.55	4565	<35	0.50	16.1	6.76	0.0	14.8	0.7	6.7	0.2	0.5	0.3	0.1
Pb Cl Conc F	17.5	0.1	1.16	59.9	5.22	4538	<35	0.47	15.9	7.49	0.0	13.5	0.6	6.2	0.2	0.5	0.3	0.1
Pb Cl Tail F	14.4	0.1	2.59	5.40	27.1	1697	119	1.82	31.0	25.9	0.1	1.0	2.6	1.9	0.4	1.5	0.4	0.3
Cu Conc A	54.1	0.2	2.53	1.65	29.8	1400	124	1.78	32.8	27.3	0.2	1.1	10.9	5.9	1.7	5.5	1.8	1.0
Cu Conc B	60.3	0.3	2.71	1.19	29.9	1342	122	1.81	32.6	27.5	0.3	0.9	12.2	6.3	1.9	6.2	2.0	1.1
Cu Conc C	62.6	0.3	2.53	0.86	30.0	1313	126	1.85	32.8	27.4	0.3	0.7	12.7	6.4	2.0	6.6	2.1	1.2
Cu Conc D	65.4	0.3	2.64	0.91	29.9	1362	128	1.84	32.6	27.3	0.3	0.8	13.2	6.9	2.2	6.8	2.1	1.2
Cu Conc E	69.5	0.3	3.06	0.85	29.8	1354	129	1.82	32.6	27.4	0.4	0.8	14.0	7.3	2.3	7.2	2.3	1.3
Cu Conc F	67.4	0.3	3.00	0.92	29.7	1336	130	1.85	32.8	27.2	0.4	0.8	13.5	7.0	2.3	7.1	2.2	1.3
CuPb 3rd Cl Tail F	6.0	0.0	10.2	1.61	9.30	614	104	0.97	20.5	17.6	0.1	0.1	0.4	0.3	0.2	0.3	0.1	0.1
CuPb 2nd Cl Tail F	13.0	0.1	10.5	0.66	4.49	276	86.0	0.58	16.1	13.8	0.2	0.1	0.4	0.3	0.3	0.4	0.2	0.1
Zn 4th Cl Conc A	164.1	0.7	47.9	0.19	0.88	81.6	280	<0.002	33.7	13.5	13.9	0.4	1.0	1.0	11.8	0.0	5.6	1.5
Zn 4th Cl Conc B	190.7	0.8	47.4	0.36	1.10	100	277	0.019	33.5	14.8	16.0	0.9	1.4	1.5	13.6	0.2	6.4	2.0
Zn 4th Cl Conc C	171.8	0.7	49.1	0.25	1.08	91.5	288	0.008	33.6	12.8	15.0	0.6	1.3	1.2	12.7	0.1	5.8	1.5
Zn 4th Cl Conc D	173.3	0.7	49.9	0.30	1.21	101	296	0.016	33.8	12.7	15.3	0.7	1.4	1.4	13.2	0.2	5.9	1.5
Zn 4th Cl Conc E	180.7	0.8	49.5	0.28	1.05	92.3	282	0.006	33.6	13.2	15.9	0.7	1.3	1.3	13.1	0.1	6.1	1.7
Zn 4th Cl Conc F	169.1	0.7	49.4	0.26	1.07	90.5	294	0.010	33.2	12.3	14.8	0.6	1.2	1.2	12.8	0.1	5.6	1.4
Zn 4th Cl Tail F	13.7	0.1	27.2	0.56	2.43	193	169	0.22	31.9	26.0	0.7	0.1	0.2	0.2	0.6	0.2	0.4	0.2
Zn 3rd Cl Tail F	34.9	0.1	13.5	0.36	1.80	150	87.0	0.19	32.1	37.6	0.8	0.2	0.4	0.4	0.8	0.4	1.1	0.9
Zn 2nd Cl Tail F	54.6	0.2	5.00	0.17	1.08	96.2	<10	0.15	29.4	39.5	0.5	0.1	0.4	0.4	0.1	0.5	1.6	1.5
Zn 1st Cl Tail A	155.5	0.6	0.96	<0.061	0.21	31.9	<5	0.091	20.1	31.2	0.3	0.1	0.2	0.4	0.2	0.8	3.1	3.4
Zn 1st Cl Tail B	174.4	0.7	0.72	<0.010	0.24	31.6	<5	0.078	19.1	29.2	0.2	0.0	0.3	0.4	0.2	0.8	3.3	3.5
Zn 1st Cl Tail C	203.6	0.8	1.34	<0.056	0.34	43.1	<5	0.090	22.6	34.1	0.5	0.1	0.5	0.7	0.3	1.0	4.6	4.8
Zn 1st Cl Tail D	189.8	0.8	1.59	<0.089	0.39	45.7	<5	0.094	23.7	35.7	0.5	0.2	0.5	0.7	0.2	1.0	4.5	4.7
Zn 1st Cl Tail E	193.4	0.8	1.18	0.052	0.34	40.7	<5	0.086	22.9	34.3	0.4	0.1	0.4	0.6	0.2	0.9	4.5	4.6
Zn 1st Cl Tail F	214.5	0.9	1.29	<0.054	0.37	42.8	<5	0.089	22.1	33.0	0.5	0.1	0.5	0.7	0.3	1.1	4.8	4.9
Zn Rougher Tail A	3494.8	14.6	0.063	0.016	0.024	4.5	<1	0.039	0.90	3.40	0.4	0.7	0.6	1.2	0.9	7.7	3.2	8.2
Zn Rougher Tail B	3516.1	14.6	0.051	0.022	0.032	4.8	<1	0.039	1.00	3.53	0.3	1.0	0.8	1.3	0.9	7.8	3.5	8.6
Zn Rougher Tail C	3566.1	14.9	0.050	0.020	0.028	4.7	<1	0.038	1.28	4.03	0.3	0.9	0.7	1.3	0.9	7.7	4.6	9.9
Zn Rougher Tail D	3568.5	14.9	0.078	0.053	0.046	4.6	<1	0.045	0.96	3.89	0.5	2.4	1.1	1.3	0.9	9.1	3.4	9.6
Zn Rougher Tail E	3534.7	14.7	0.053	0.017	0.027	4.8	<1	0.039	0.97	3.54	0.3	0.8	0.6	1.3	0.9	7.8	3.4	8.7
Zn Rougher Tail F	3520.7	14.7	0.060	0.017	0.032	4.6	<1	0.039	0.95	3.54	0.4	0.8	0.8	1.3	0.9	7.8	3.4	8.6
Head (calc.)	24005.1	100.0	2.35	0.32	0.62	53.5	16.2	0.073	4.14	6.02	100.0	100.0	100.0	100.0	100.0	100.0	100.0	100.0
(direct)			2.30	0.30	0.60	56.2	15.6	0.076	4.14	5.51								
Combined Products				Estimated value - Insufficient sample mass														
Pb Cl Conc A-F		0.4	1.13	59.5	6.07	4534.96	35.0	0.53	16.3	7.80	0.2	82.2	4.4	37.9	1.0	3.3	1.8	0.6
Cu Conc A-F		1.6	2.76	1.04	29.8	1350.07	126.7	1.83	32.7	27.3	1.9	5.1	76.6	39.8	12.4	39.3	12.5	7.2
Zn 4th Cl Conc A-F		4.4	48.9	0.28	1.07	92.95	286	0.01	33.6	13.24	90.9	3.7	7.6	7.6	77.3	0.6	35.4	9.6
Zn 1st Cl Tail A-F		4.7	1.20	0.054	0.32	39.76	5.0	0.088	21.9	33.0	2.4	0.8	2.5	3.5	1.5	5.7	24.9	25.9
Zn Rougher Tail A-F		88.3	0.059	0.024	0.032	4.67	1.0	0.040	1.01	3.66	2.2	6.6	4.5	7.7	5.5	47.9	21.5	53.7

Stability Check

Cycle	Wt%	Zn	Pb	Cu	Ag	In	Sn	S	Fe
A	97.1	89.1	91.0	78.7	84.9	88.8	86.2	83.2	85.2
B	99.0	101.4	97.7	93.8	96.0	100.8	93.8	93.7	92.1
C	100.5	96.4	96.7	95.5	96.6	96.7	96.0	104.3	105.4
D	100.4	100.2	107.5	102.6	100.0	100.2	106.2	97.9	103.0
E	99.9	102.1	102.9	102.6	103.6	100.6	99.2	99.5	97.8
F	99.7	96.4	94.6	100.1	98.1	98.4	99.0	97.6	97.9
ave C-F	100.1	98.8	100.4	100.2	99.5	99.0	100.1	99.8	101.0
ave D-F	100.0	99.6	101.6	101.7	100.5	99.7	101.5	98.3	99.6
ave E-F	99.8	99.2	98.7	101.3	100.8	99.5	99.1	98.6	97.9

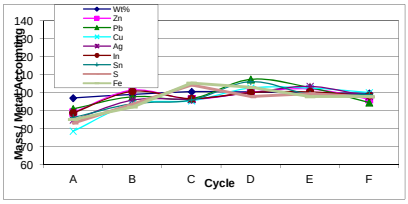

Test No.: LCT4 **Project No.**: 13589-001 **Operator**: CC/TM **Date**: Sept. 11th 2012

Purpose: As F14, 4kg per cycle, higher pH in Zn circuit, more collector in Cu/Pb rougher

Procedure: As outlined below.

Feed: 12 x 2 kg of minus 10 mesh 50244-001 Comp C (location in a drum on a skid in the freezer)

Primary Grind: 29.5 minutes / 2 kg @ 65% solids in laboratory ball mill (BM#1 & #2).

CuPb Regrind 20 minutes / CuPb Ro Conc 1-3 @ 65% solids in laboratory pebble mill.

Zn Regrind 15 minutes / Zn Ro Conc 1-3 @ 65% solids in laboratory pebble mill.

Zn Ro Tail	P80 =	95	µm
Pb Conc	P80 =	27	µm
Cu Conc	P80 =	23	µm
Zn Conc	P80 =	20	µm

Conditions:

	Reagents added, grams per tonne							Time, minutes				
Stage	$Ca(OH)_2$	$ZnSO_4$	3418A	$CuSO_4$	5100	NaCN	MIBC	Grind	Cond.	Froth	pH	Ep (mV)
Grind (BM#1 & #2)	200	-	-	-	-	-	-	29.5			8.0	+20
CuPb Rougher (Based on 4kg of Feed)												
Aeration	-	-	-	-	-	-	-		5		8.0	+20
CuPb Rougher 1	313	-	5	-	-	-	12.5		1	1	9.5	+40
CuPb Rougher 2	-	-	2.5	-	-	-	5		1	2	9.0	+40
CuPb Rougher 3	-	-	2.5	-	-	-	5		1	3	8.8	+40
CuPb Cleaner (Based on 4Kg CuPb Rougher concentrates)												
Regrind (PM)	75	75	5	-	-	12.5	-	20			9.2	+20
CuPb 1st Cleaner	12.5	-	-	-	-	-	7.5		1	4	10.0	-10
CuPb 2nd Cleaner	12.5	-	2.5	-	-	-	7.5		1	3	10.0	-10
CuPb 3rd Cleaner	12.5	-	2.5	-	-	-	7.5		1	2	10.0	-10
CuPb Separation (CuPb 3rd Cleaner Concentrate)												
											8.0	+140
Pb Rougher	-	-	2.5	-	-	500	3.75		1	3	11.0	-400
Pb Cleaner (Pb Rougher Concentrate)												
Pb Cleaner	-	-	2.5	-	-	250	3.75		1	2	10.8	-400
Zn Rougher (CuPb Rougher + 1st Cleaner Tail per 4kg of feed)												
Condition	2213	-	-	250	-	-	-		3		11.8	0
Zn Rougher 1		-	-	-	10	-	10		1	2	11.8	0
Zn Rougher 2	188	-	-	-	5	-	5		1	2	11.8	0
Zn Rougher 3	201	-	-	-	5	-	5		1	4	11.8	0
Zn Cleaner (2 x Zn Ro Conc 1-3)												
Regrind	625	-	-	50	-	-	-	15			12.0	-20
Zn 1st Cleaner		-	-	-	5	-	5		1	4	12.0	-20
Zn 2nd Cleaner	172	-	-	-	2.5	-	5		1	3	12.0	-20
Zn 3rd Cleaner	200	-	-	-	-	-	5		1	*2.5	12.0	0
Zn 4th Cleaner	195	-	-	-	-	-	5		1	*2.5	12.0	0
Total	4420	75	25	300	28	763	93	65	23	35		

* as required

Stage	Roughers	CuPb 1st Clnr	Cu/Pb 2nd & 3rd Cl	Zn 1st to 4th Cl	Pb Rougher, Cl
Flotation Cell # 8	2000g-D2	500g-D1	250g-D1	500g-D1	250g-D1
Speed: rpm	1500	1500	1500	1500	1200

*Cycle B increased 3rd/4th cl froth times to 3min and 3min

Metallurgical Projection (D-F)

Product	Weight		Assays %, g/t								% Distribution							
	g	%	Zn	Pb	Cu	Ag	In	Sn	S	Fe	Zn	Pb	Cu	Ag	In	Sn	S	Fe
Pb Cl Conc	45.8	0.4	1.00	68.2	3.89	5507	21.0	0.18	14.9	5.10	0.2	84.9	5.1	55.3	0.6	3.0	2.0	0.4
Cu Conc (Pb Ro Tail)	90.2	0.8	3.61	2.62	29.0	1326	132	0.76	32.1	27.2	1.7	6.4	75.3	26.2	7.3	24.5	8.6	4.3
Zn 4th Cl Conc	383.4	3.2	46.1	0.33	0.75	81.21	325	0.00	33.5	16.5	92.0	3.5	8.2	6.8	76.0	0.3	38.0	11.1
Zn 1st Cl Tail	473.5	3.9	0.97	0.01	0.30	25.04	9.34	0.02	14.0	21.2	2.4	0.1	4.0	2.6	2.7	4.0	19.6	17.6
Zn Rougher Tail	10997.9	91.7	0.06	0.02	0.02	3.76	2.00	0.02	0.98	3.45	3.6	5.1	7.4	9.1	13.4	68.2	31.8	66.6
Head	11990.8	100.0	1.60	0.31	0.29	38.05	13.66	0.02	2.82	4.75	100.0	100.0	100.0	100.0	100.0	100.0	100.0	100.0

Test No.: LCT4 **Project No.**: 13589-001 **Operator**: CC/TM **Date**: Sept. 11th 2012

Metallurgical Balance

Product	Weight		Assays %, g/t								% Distribution							
	g	%	Zn	Pb	Cu	Ag	In	Sn	S	Fe	Zn	Pb	Cu	Ag	In	Sn	S	Fe
Pb Cl Conc A	13.0	0.1	0.65	71.7	2.46	5696	14	0.15	13.9	3.38	0.0	12.6	0.5	8.1	0.1	0.3	0.3	0.0
Pb Cl Conc B	15.7	0.1	0.88	67.8	3.98	5463	20	0.18	14.4	5.16	0.0	14.4	0.9	9.4	0.1	0.5	0.3	0.1
Pb Cl Conc C	15.7	0.1	1.16	67.5	4.01	5365	23	0.18	15.2	5.55	0.0	14.3	0.9	9.2	0.1	0.5	0.3	0.1
Pb Cl Conc D	15.2	0.1	1.14	68.9	3.96	5488	20	0.18	14.9	5.32	0.0	14.2	0.9	9.1	0.1	0.5	0.3	0.1
Pb Cl Conc E	15.3	0.1	0.97	67.9	4.03	5577	22	0.18	15.1	5.17	0.0	14.1	0.9	9.3	0.1	0.5	0.3	0.1
Pb Cl Conc F	15.3	0.1	0.90	68.0	3.71	5482	21	0.18	14.8	4.82	0.0	14.1	0.8	9.2	0.1	0.5	0.3	0.1
Pb Cl Tail F	7.0	0.0	2.75	8.84	26.7	1513	50	0.71	30.1	25.7	0.1	0.8	2.7	1.2	0.1	0.9	0.3	0.2
Cu Conc A	25.3	0.1	3.09	5.20	29.5	1513	128	0.73	31.5	27.5	0.2	1.8	10.6	4.2	1.0	3.3	1.2	0.6
Cu Conc B	28.3	0.1	3.24	2.83	29.5	1339	129	0.76	31.6	27.4	0.2	1.1	11.9	4.1	1.1	3.8	1.3	0.7
Cu Conc C	30.7	0.1	4.50	2.68	28.7	1275	139	0.75	31.8	27.4	0.4	1.1	12.5	4.3	1.3	4.1	1.4	0.7
Cu Conc D	32.0	0.1	4.03	2.27	28.3	1308	131	0.76	31.8	26.6	0.3	1.0	12.9	4.6	1.3	4.3	1.5	0.7
Cu Conc E	28.3	0.1	3.78	2.78	29.4	1314	135	0.76	32.3	27.7	0.3	1.1	11.8	4.1	1.2	3.8	1.3	0.7
Cu Conc F	29.9	0.1	3.01	2.87	29.6	1364	131	0.76	32.5	27.5	0.2	1.2	12.6	4.5	1.2	4.0	1.4	0.7
CuPb 3rd Cl Tail F	2.5	0.0	9.40	4.27	11.8	950	125	0.55	21.7	19.2	0.1	0.1	0.4	0.3	0.1	0.2	0.1	0.0
CuPb 2nd Cl Tail F	5.7	0.0	11.0	1.96	6.84	540	103	0.35	18.5	15.2	0.2	0.2	0.6	0.3	0.2	0.4	0.2	0.1
Zn 4th Cl Conc A	81.0	0.3	51.2	0.18	0.45	50.8	374	<0.002	33.6	12.6	10.9	0.2	0.5	0.4	9.2	0.0	4.0	0.9
Zn 4th Cl Conc B	142.2	0.6	47.1	0.28	0.71	76.3	337	<0.002	33.5	15.6	17.6	0.5	1.4	1.2	14.6	0.1	7.0	1.9
Zn 4th Cl Conc C	135.0	0.6	43.8	0.28	0.63	69.2	316	<0.002	33.9	18.0	15.5	0.5	1.2	1.0	13.0	0.0	6.7	2.1
Zn 4th Cl Conc D	122.9	0.5	47.3	0.31	0.59	72.0	343	<0.002	33.8	15.9	15.2	0.5	1.0	1.0	12.8	0.0	6.1	1.7
Zn 4th Cl Conc E	135.7	0.6	45.2	0.38	0.93	92.3	314	<0.002	33.2	17.2	16.1	0.7	1.8	1.4	13.0	0.0	6.6	2.0
Zn 4th Cl Conc F	124.8	0.5	46.2	0.30	0.70	78.6	320	<0.002	33.8	16.3	15.1	0.5	1.2	1.1	12.2	0.0	6.2	1.8
Zn 4th Cl Tail F	15.3	0.1	7.73	0.23	1.30	95.9	58	0.051	32.4	43.9	0.3	0.0	0.3	0.2	0.3	0.1	0.7	0.6
Zn 3rd Cl Tail F	25.3	0.1	5.79	0.17	1.20	84.0	46	0.050	30.0	40.5	0.4	0.1	0.4	0.2	0.4	0.2	1.1	0.9
Zn 2nd Cl Tail F	54.8	0.2	3.41	0.096	0.86	62.8	28	0.041	24.1	34.1	0.5	0.1	0.7	0.4	0.5	0.4	1.9	1.6
Zn 1st Cl Tail A	128.2	0.5	1.57	0.020	0.25	25.5	14	0.019	17.0	25.4	0.5	0.0	0.5	0.4	0.5	0.4	3.2	2.8
Zn 1st Cl Tail B	95.4	0.4	1.56	0.021	0.35	29.0	13	0.026	15.0	21.6	0.4	0.0	0.5	0.3	0.4	0.4	2.1	1.8
Zn 1st Cl Tail C	137.3	0.6	1.07	<0.010	0.26	24.8	10	0.021	15.1	22.9	0.4	0.0	0.5	0.4	0.4	0.5	3.0	2.7
Zn 1st Cl Tail D	165.7	0.7	1.07	<0.010	0.29	22.5	10	0.023	13.1	19.6	0.5	0.0	0.7	0.4	0.5	0.7	3.2	2.8
Zn 1st Cl Tail E	148.0	0.6	0.92	<0.010	0.30	25.9	9	0.024	15.1	21.8	0.4	0.0	0.6	0.4	0.4	0.6	3.3	2.8
Zn 1st Cl Tail F	159.8	0.7	0.93	<0.010	0.30	27.0	9	0.024	14.1	22.3	0.4	0.0	0.7	0.5	0.4	0.7	3.3	3.1
Zn Rougher Tail A	3678.7	15.3	0.066	0.017	0.027	3.7	<2	0.017	0.90	3.31	0.6	0.8	1.4	1.5	2.2	11.1	4.9	10.6
Zn Rougher Tail B	3728.0	15.5	0.070	0.011	0.022	4.1	<2	0.018	1.16	3.61	0.7	0.6	1.2	1.7	2.3	11.9	6.3	11.7
Zn Rougher Tail C	3661.8	15.2	0.063	0.016	0.021	3.6	<2	0.017	0.74	3.09	0.6	0.8	1.1	1.4	2.2	11.1	4.0	9.9
Zn Rougher Tail D	3658.7	15.2	0.066	0.015	0.030	3.8	<2	0.017	0.94	3.46	0.6	0.7	1.6	1.5	2.2	11.0	5.0	11.1
Zn Rougher Tail E	3674.5	15.3	0.063	0.020	0.024	3.8	<2	0.018	0.99	3.42	0.6	1.0	1.3	1.5	2.2	11.7	5.3	11.0
Zn Rougher Tail F	3664.7	15.3	0.062	0.016	0.016	3.7	<2	0.017	1.01	3.49	0.6	0.8	0.8	1.5	2.2	11.1	5.4	11.2
Head (calc.)	24017.7	100.0	1.59	0.31	0.29	38.1	13.7	0.023	2.84	4.77	100.0	100.0	100.0	100.0	100.0	100.0	100.0	100.0
(direct)			1.67	0.34	0.31	44.1	13.1	0.023	2.93	4.53								
Combined Products				Estimated value - Insufficient sample mass														
Pb Cl Conc A-F		0.4	0.96	68.5	3.73	5506	20.2	0.18	14.7	4.94	0.2	83.7	4.8	54.3	0.6	2.8	1.9	0.4
Cu Conc A-F		0.7	3.63	3.04	29.1	1348	132.3	0.75	31.9	27.3	1.7	7.2	72.2	25.7	7.0	23.4	8.2	4.2
Zn 4th Cl Conc A-F		3.1	46.5	0.30	0.69	74.82	331	0.00	33.6	16.2	90.4	3.0	7.2	6.1	74.8	0.3	36.5	10.5
Zn 1st Cl Tail A-F		3.5	1.15	0.013	0.29	25.55	10.6	0.02	14.8	22.2	2.5	0.1	3.4	2.3	2.7	3.4	18.1	16.1
Zn Rougher Tail A-F		91.9	0.065	0.016	0.023	3.78	2.00	0.02	0.96	3.40	3.8	4.7	7.3	9.1	13.4	67.9	30.9	65.4

Stability Check

Cycle	Wt%	Zn	Pb	Cu	Ag	In	Sn	S	Fe
A	98.1	73.6	92.8	80.7	87.4	78.3	91.2	80.8	90.1
B	100.2	113.5	99.7	94.9	100.0	110.7	100.4	102.3	97.4
C	99.4	101.4	100.7	97.3	97.9	102.3	97.2	93.0	93.3
D	99.8	100.3	98.6	102.0	99.5	101.7	99.4	96.8	98.4
E	100.0	104.2	101.0	98.2	100.2	101.3	100.4	101.3	99.5
F	99.8	98.2	99.4	96.8	99.9	96.8	97.9	100.0	101.0
ave C-F	99.7	101.0	99.9	98.6	99.4	100.5	98.7	97.7	98.1
ave D-F	99.8	100.9	99.7	99.0	99.9	99.9	99.2	99.3	99.6
ave E-F	99.9	101.2	100.2	97.5	100.0	99.1	99.2	100.6	100.2

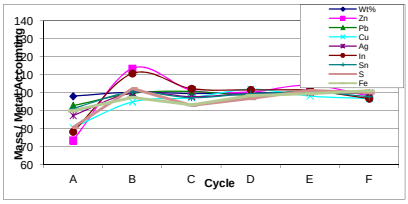

Test No.: LCT5 **Project No.**: 13589-001 **Operator**: CC/TM **Date**: 13-Sep-12

Purpose: As F15, higher pH in Zn circuit

Procedure: As outlined below.

Feed: 12 x 2 kg of minus 10 mesh 50244-001 Comp D (location in a drum on a skid in the freezer)

Primary Grind: 30 minutes / 2 kg @ 65% solids in laboratory ball mill (BM#1&#2).

CuPb Regrind 20 minutes / CuPb Ro Conc 1-3 @ 65% solids in laboratory pebble mill.

Zn Regrind 20 minutes / Zn Ro Conc 1-3 @ 65% solids in laboratory pebble mill.

Zn Ro Tail	P80 =	111	µm
Pb Conc	P80 =	30	µm
Cu Conc	P80 =	22	µm
Zn Conc	P80 =	19	µm

Conditions:

	Reagents added, grams per tonne							Time, minutes				
Stage	$Ca(OH)_2$	$ZnSO_4$	3418A	$CuSO_4$	5100	NaCN	MIBC	Grind	Cond.	Froth	pH	Ep (mV)
Grind (BM#1)	200	-	-	-	-	-	-	30			7.8	+60
CuPb Rougher (Based on 4kg of Feed)												
Aeration	-	-	-	-	-	-	-		5		7.8	-100
CuPb Rougher 1	313	-	5	-	-	-	12.5		1	1	9.5	+50
CuPb Rougher 2	-	-	2.5	-	-	-	5		1	2	9.0	+40
CuPb Rougher 3	-	-	2.5	-	-	-	5		1	2	8.8	+40
CuPb Cleaner (Based on 4Kg CuPb Rougher concentrates)												
Regrind (PM)	75	75	2.5	-	-	12.5	-	20			9.0	0
CuPb 1st Cleaner	15	-	-	-	-	-	5		1	3	10.0	-10
CuPb 2nd Cleaner	15	-	1.25	-	-	-	5		1	2	10.0	-10
CuPb 3rd Cleaner	12.5	-	1.25	-	-	-	5		1	1	10.0	-10
CuPb Separation (CuPb 3rd Cleaner Concentrate)												
											8.0	+140
Pb Rougher	-	-	1.25	-	-	450	5		1	3	10.6	-400
Pb Cleaner (Pb Rougher Concentrate)												
Pb Cleaner	-	-	2.5	-	-	162.5	5		1	2	10.2	-400
Zn Rougher (CuPb Rougher + 1st Cleaner Tail per 4kg of feed)												
Condition	1250	-	-	100	-	-	-		3		11.8	-20
Zn Rougher 1	232	-	-	-	5	-	10		1	2	11.8	0
Zn Rougher 2	118	-	-	-	5	-	5		1	2	11.8	0
Zn Rougher 3	102	-	-	-	5	-	5		1	4	11.8	0
Zn Cleaner (2 x Zn Ro Conc 1-3)												
Regrind	625	-	-	25	-	-	-	20			12.0	-50
Zn 1st Cleaner		-	-	-	5	-	5		1	4	12.0	-50
Zn 2nd Cleaner	175	-	-	-	2.5	-	5		1	3	12.0	-20
Zn 3rd Cleaner	60	-	-	-	-	-	5		1	2.5	12.0	-20
Zn 4th Cleaner	50	-	-	-	-	-	5		1	2.5	12.0	0
Total	3243	75	19	125	23	625	88	70	23	36		

* as required

Stage	Roughers	CuPb 1st Clnr	Cu/Pb 2nd & 3rd Cl	Zn 1st to 4th Cl	Pb Rougher, Cl
Flotation Cell # 8	2000g-D2	500g-D1	250g-D1	500g-D1	250g-D1
Speed: rpm	1500	1500	1500	1500	1200

Metallurgical Projection (D-F)

Product	Weight		Assays %, g/t								% Distribution							
	g	%	Zn	Pb	Cu	Ag	In	Sn	S	Fe	Zn	Pb	Cu	Ag	In	Sn	S	Fe
Pb Cl Conc	37.7	0.3	0.89	65.8	3.73	6647	24.9	0.25	14.2	5.18	0.3	82.4	12.2	65.7	0.9	7.5	1.8	0.3
Cu Conc (Pb Ro Tail)	27.0	0.2	3.32	6.79	25.2	2062	169	1.09	29.6	24.7	0.9	6.1	59.0	14.6	4.2	23.4	2.6	1.1
Zn 4th Cl Conc	313.2	2.6	28.4	0.45	0.56	105	249	0.002	34.7	30.9	85.7	4.7	15.1	8.6	72.3	0.5	35.7	16.3
Zn 1st Cl Tail	408.3	3.4	2.33	0.084	0.11	29.3	5.0	0.002	20.4	30.6	9.2	1.1	3.7	3.1	1.9	0.6	27.4	21.0
Zn Rougher Tail	11202.5	93.4	0.036	0.015	0.010	2.69	2.0	0.008	0.88	3.26	3.9	5.7	10.0	7.9	20.7	67.9	32.5	61.3
Head	11988.7	100.0	0.87	0.25	0.10	31.8	9.0	0.011	2.54	4.97	100.0	100.0	100.0	100.0	100.0	100.0	100.0	100.0

Test No.: LCT5 **Project No.**: 13589-001 **Operator**: CC/TM **Date**: 13-Sep-12

Metallurgical Balance

Product	Weight		Assays %, g/t								% Distribution							
	g	%	Zn	Pb	Cu	Ag	In	Sn	S	Fe	Zn	Pb	Cu	Ag	In	Sn	S	Fe
Pb Cl Conc A	11.0	0.05	0.78	66.4	3.74	6595	<25	0.36	14.0	4.72	0.0	12.2	1.8	9.4	0.1	1.5	0.2	0.0
Pb Cl Conc B	13.5	0.1	1.05	62.8	4.72	6519	<25	0.39	15.0	6.02	0.1	14.2	2.7	11.4	0.2	2.0	0.3	0.1
Pb Cl Conc C	12.8	0.1	0.99	66.1	3.74	6311	<25	0.32	14.6	5.16	0.1	14.1	2.0	10.5	0.1	1.6	0.3	0.1
Pb Cl Conc D	11.9	0.05	0.89	66.1	3.66	6654	<25	0.27	13.8	5.03	0.1	13.1	1.9	10.3	0.1	1.2	0.3	0.1
Pb Cl Conc E	12.7	0.1	0.90	65.1	3.81	6720	<25	0.25	14.7	5.32	0.1	13.8	2.1	11.1	0.1	1.2	0.3	0.1
Pb Cl Conc F	13.1	0.1	0.90	66.6	3.73	6620	<25	0.24	14.3	5.22	0.1	14.6	2.1	11.3	0.2	1.2	0.3	0.1
Pb Cl Tail F	2.9	0.01	3.36	10.2	23.7	4000	50	1.01	28.9	24.3	0.0	0.5	2.9	1.5	0.1	1.1	0.1	0.1
Cu Conc A	6.0	0.02	2.72	8.70	25.4	2000	160	0.87	29.6	24.5	0.1	0.9	6.5	1.6	0.4	2.0	0.3	0.1
Cu Conc B	7.1	0.03	2.96	6.90	26.8	2120	160	0.96	30.2	25.8	0.1	0.8	8.1	2.0	0.5	2.6	0.3	0.2
Cu Conc C	8.5	0.04	3.22	6.64	25.2	1975	160	1.01	29.6	24.7	0.1	0.9	9.2	2.2	0.6	3.3	0.4	0.2
Cu Conc D	9.2	0.04	3.05	8.31	25.6	2186	165	1.07	29.7	24.8	0.1	1.3	10.1	2.6	0.7	3.8	0.4	0.2
Cu Conc E	8.4	0.03	3.45	6.44	25.4	2088	172	1.13	29.6	24.9	0.1	0.9	9.1	2.3	0.7	3.6	0.4	0.2
Cu Conc F	9.4	0.04	3.50	5.67	24.9	1932	171	1.09	29.6	24.6	0.2	0.9	10.0	2.4	0.7	3.9	0.4	0.2
CuPb 3rd Cl Tail F	2.3	0.01	7.68	5.80	4.51	1200	120	0.50	15.6	16.3	0.1	0.2	0.4	0.4	0.1	0.4	0.1	0.0
CuPb 2nd Cl Tail F	7.1	0.03	8.32	2.38	2.34	491	84	0.14	13.4	13.3	0.3	0.3	0.7	0.5	0.3	0.4	0.2	0.1
Zn 4th Cl Conc A	83.2	0.3	32.9	0.46	0.56	105	292	<0.002	34.5	27.6	13.0	0.6	2.0	1.1	11.3	0.1	4.6	1.9
Zn 4th Cl Conc B	92.9	0.4	32.1	0.44	0.62	105	269	<0.002	34.8	28.8	14.1	0.7	2.5	1.3	11.6	0.1	5.2	2.2
Zn 4th Cl Conc C	107.7	0.4	28.5	0.53	0.62	105	245	<0.002	35.0	30.7	14.5	1.0	2.9	1.5	12.3	0.1	6.0	2.8
Zn 4th Cl Conc D	96.2	0.4	30.8	0.58	0.60	105	259	<0.002	34.8	28.7	14.0	0.9	2.5	1.3	11.6	0.1	5.3	2.3
Zn 4th Cl Conc E	109.2	0.5	27.1	0.42	0.55	105	235	<0.002	34.9	32.3	14.0	0.8	2.6	1.5	12.0	0.1	6.1	3.0
Zn 4th Cl Conc F	107.8	0.4	27.8	0.36	0.53	105	255	<0.002	34.7	31.8	14.2	0.6	2.4	1.5	12.8	0.1	6.0	2.9
Zn 4th Cl Tail F	19.2	0.1	5.30	0.13	0.32	49.7	<20	<0.002	29.5	39.6	0.5	0.0	0.3	0.1	0.2	0.0	0.9	0.6
Zn 3rd Cl Tail F	39.6	0.2	4.17	0.11	0.25	44.6	<10	<0.002	26.0	36.9	0.8	0.1	0.4	0.2	0.2	0.0	1.6	1.2
Zn 2nd Cl Tail F	77.5	0.3	2.88	0.096	0.16	37.7	<5	<0.002	22.5	32.8	1.1	0.1	0.5	0.4	0.2	0.1	2.8	2.1
Zn 1st Cl Tail A	122.6	0.5	1.96	0.092	0.085	30.4	<5	<0.002	19.2	29.5	1.1	0.2	0.4	0.5	0.3	0.1	3.8	3.0
Zn 1st Cl Tail B	130.8	0.5	2.04	0.085	0.094	32.4	<5	<0.002	17.8	27.5	1.3	0.2	0.5	0.6	0.3	0.1	3.7	3.0
Zn 1st Cl Tail C	129.2	0.5	2.10	0.077	0.094	28.7	<5	<0.002	20.4	30.5	1.3	0.2	0.5	0.5	0.3	0.1	4.2	3.3
Zn 1st Cl Tail D	149.8	0.6	2.32	0.085	0.100	28.6	<5	<0.002	21.0	31.6	1.6	0.2	0.6	0.6	0.3	0.1	5.0	4.0
Zn 1st Cl Tail E	134.1	0.6	2.49	0.078	0.110	27.4	<5	<0.002	20.3	30.5	1.6	0.2	0.6	0.5	0.3	0.1	4.3	3.4
Zn 1st Cl Tail F	124.4	0.5	2.19	0.089	0.110	32.3	<5	<0.002	20.0	29.9	1.3	0.2	0.6	0.5	0.3	0.1	4.0	3.1
Zn Rougher Tail A	3720.5	15.5	0.040	0.011	0.013	3.4	<2	0.009	0.92	3.01	0.7	0.7	2.1	1.6	3.5	12.9	5.5	9.4
Zn Rougher Tail B	3729.2	15.5	0.047	0.012	0.014	3.2	<2	0.007	0.97	3.18	0.8	0.7	2.2	1.6	3.5	10.0	5.8	9.9
Zn Rougher Tail C	3726.2	15.5	0.039	0.016	0.011	3.3	<2	0.009	0.87	3.05	0.7	1.0	1.8	1.6	3.5	12.9	5.2	9.5
Zn Rougher Tail D	3722.3	15.5	0.037	0.019	0.011	3.2	<2	0.008	0.88	3.15	0.7	1.2	1.8	1.5	3.5	11.4	5.2	9.8
Zn Rougher Tail E	3738.9	15.6	0.048	0.012	0.010	2.7	<2	0.008	0.89	3.03	0.8	0.7	1.6	1.3	3.5	11.5	5.3	9.5
Zn Rougher Tail F	3741.3	15.6	0.024	0.015	0.010	2.2	<2	0.007	0.88	3.62	0.4	0.9	1.6	1.1	3.5	10.1	5.3	11.4
Head (calc.)	24038.5	100.0	0.88	0.25	0.10	32.0	8.9	0.011	2.61	4.96	100.0	100.0	100.0	100.0	100.0	100.0	100.0	100.0
(direct)			0.89	0.27	0.10	32.3	8.80	0.010	2.77	4.57								
Combined Products				Estimated value - Insufficient sample mass														
Pb Cl Conc A-F		0.3	0.92	65.5	3.91	6568	25.0	0.30	14.4	5.27	0.3	82.0	12.5	64.0	0.9	8.8	1.7	0.3
Cu Conc A-F		0.2	3.18	7.03	25.5	2050	165	1.03	29.7	24.9	0.7	5.7	53.0	13.0	3.7	19.3	2.3	1.0
Zn 4th Cl Conc A-F		2.5	29.7	0.46	0.58	105	258	0.0020	34.8	30.1	83.9	4.6	14.8	8.1	71.7	0.5	33.1	15.1
Zn 1st Cl Tail A-F		3.3	2.19	0.084	0.10	29.9	5.0	0.0020	19.8	30.0	8.2	1.1	3.3	3.1	1.8	0.6	25.0	19.9
Zn Rougher Tail A-F		93.1	0.039	0.014	0.011	3.00	2.0	0.008	0.90	3.17	4.2	5.3	11.0	8.7	20.9	68.8	32.2	59.5

Stability Check

Cycle	Wt%	Zn	Pb	Cu	Ag	In	Sn	S	Fe
A	98.4	89.5	87.5	76.7	85.5	93.9	99.3	85.9	87.1
B	99.2	98.3	99.6	96.5	100.6	96.7	89.1	91.8	92.5
C	99.5	100.2	103.2	98.0	97.4	101.1	107.7	96.5	95.0
D	99.6	99.1	100.5	100.7	98.0	97.7	99.9	97.7	98.1
E	99.9	99.8	98.4	95.9	99.9	99.5	99.3	98.5	96.7
F	99.7	96.7	103.4	100.3	100.2	105.0	92.3	95.6	105.6
ave C-F	99.7	98.9	101.4	98.7	98.9	100.8	99.8	97.1	98.9
ave D-F	99.7	98.5	100.8	99.0	99.4	100.7	97.2	97.2	100.1
ave E-F	99.8	98.3	100.9	98.1	100.1	102.2	95.8	97.0	101.1

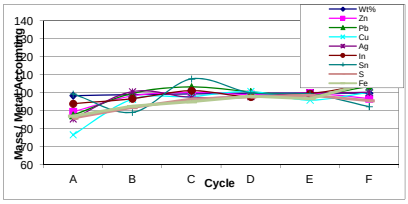

Test No.: LCT6 **Project No.**: 13589-001 **Operator**: CC/TM **Date**: Sept.18th 2012

Purpose: As F16, shorter Zn cleaner retention time

Procedure: As outlined below.

Feed: 12 x 2 kg of minus 10 mesh 50244-001 Comp E (location in a drum on a skid in the freezer)

Primary Grind: 30 minutes / 2 kg @ 65% solids in laboratory ball mill (BM#1 &#2).

CuPb Regrind 20 minutes / CuPb Ro Conc 1-3 @ 65% solids in laboratory pebble mill.

Zn Regrind 25 minutes / Zn Ro Conc 1-3 @ 65% solids in laboratory pebble mill.

Zn Ro Tail	P80 =	91	µm
Pb Conc	P80 =	41	µm
Cu Conc	P80 =	23	µm
Zn Conc	P80 =	16	µm

Conditions:

	Reagents added, grams per tonne							Time, minutes				
Stage	$Ca(OH)_2$	$ZnSO_4$	3418A	$CuSO_4$	5100	NaCN	MIBC	Grind	Cond.	Froth	pH	Ep (mV)
Grind (BM#1)	200	-	-	-	-	-	-	30			8.2	+60
CuPb Rougher (Based on 4kg of Feed)												
Aeration	-	-	-	-	-	-	-		5		8.2	+80
CuPb Rougher 1	213	-	5	-	-	-	12.5		1	1	9.5	+80
CuPb Rougher 2	-	-	2.5	-	-	-	5		1	2	9.2	+80
CuPb Rougher 3	-	-	2.5	-	-	-	5		1	2	9.0	+80
CuPb Cleaner (Based on 4Kg CuPb Rougher concentrates)												
Regrind (PM)	75	75	2.5	-	-	12.5	-	20			9.4	+20
CuPb 1st Cleaner	7.5	-	-	-	-	-	5		1	3	10.0	-10
CuPb 2nd Cleaner	7.5	-	1.25	-	-	-	5		1	2	10.0	-10
CuPb 3rd Cleaner	7.5	-	1.25	-	-	-	5		1	1	10.0	-10
CuPb Separation (CuPb 3rd Cleaner Concentrate)												
Pb Rougher	-	-	1.25	-	-	550	5		1	3	11.0	-400
Pb Cleaner (Pb Rougher Concentrate)												
Pb Cleaner	-	-	2.5	-	-	250	5		1	2	10.8	-400
Zn Rougher (CuPb Rougher + 1st Cleaner Tail per 4kg of feed)												
Condition	1870	-	-	150	-	-	-		3		11.8	-75
Zn Rougher 1	-	-	-	-	10	-	10		1	2	11.8	-25
Zn Rougher 2	200	-	-	-	5	-	5		1	2	11.8	-25
Zn Rougher 3	171	-	-	-	5	-	5		1	4	11.8	-25
Zn Cleaner (Zn Ro Conc 1-3)												
Regrind	725	-	-	35	-	-	-	25			12.0	-50
Zn 1st Cleaner		-	-	-	5	-	5		1	4	12.0	-50
Zn 2nd Cleaner		-	-	-	2.5	-	5		1	3	12.0	-25
Zn 3rd Cleaner	93	-	-	-	-	-	5		1	2.5	12.0	-25
Zn 4th Cleaner	76	-	-	-	-	-	5		1	2.5	12.0	-25
Total	3646	75	19	185	28	813	88	75	23	36		

* as required

Stage	Roughers	CuPb 1st Clnr	Cu/Pb 2nd & 3rd Cl	Zn 1st to 4th Cl	Pb Rougher, Cl
Flotation Cell # 8	2000g-D2	500g-D1	250g-D1	500g-D1	250g-D1
Speed: rpm	1500	1500	1500	1500	1200

Metallurgical Projection (D-F)

Product	Weight		Assays %, g/t								% Distribution							
	g	%	Zn	Pb	Cu	Ag	In	Sn	S	Fe	Zn	Pb	Cu	Ag	In	Sn	S	Fe
Pb Cl Conc	21.9	0.2	1.00	64.4	3.86	4894.93	25	0.15	14.2	5.25	0.1	77.5	4.4	43.1	0.2	1.1	1.0	0.2
Cu Conc (Pb Ro Tail)	48.9	0.4	3.25	3.96	28.2	1468.26	274	0.78	31.4	26.5	1.0	10.6	72.2	28.9	5.4	13.3	4.9	2.1
Zn 4th Cl Conc	314.4	2.6	48.3	0.29	0.71	91.51	658	0.00	33.6	14.6	92.3	5.0	11.7	11.6	82.8	0.2	33.5	7.3
Zn 1st Cl Tail	446.2	3.7	1.11	0.04	0.15	18.23	15	0.02	11.9	20.1	3.0	1.1	3.4	3.3	2.7	3.3	16.8	14.3
Zn Rougher Tail	11188.2	93.1	0.05	0.01	0.01	2.93	2	0.02	1.23	4.26	3.6	5.7	8.2	13.2	9.0	82.1	43.7	76.1
Head	12019.6	100.0	1.37	0.15	0.16	20.69	21	0.02	2.62	5.21	100.0	100.0	100.0	100.0	100.0	100.0	100.0	100.0

Test No.: LCT6 **Project No.**: 13589-001 **Operator**: CC/TM **Date**: Sept.18th 2012

Metallurgical Balance

Product	Weight		Assays %, g/t								% Distribution							
	g	%	Zn	Pb	Cu	Ag	In	Sn	S	Fe	Zn	Pb	Cu	Ag	In	Sn	S	Fe
Pb Cl Conc A	5.5	0.0	0.85	63.5	4.35	4963	<25	0.16	13.7	5.38	0.0	9.6	0.6	5.4	0.0	0.2	0.1	0.0
Pb Cl Conc B	7.5	0.0	1.03	61.9	5.17	5041	<25	0.17	14.8	6.50	0.0	12.7	1.0	7.5	0.0	0.2	0.2	0.0
Pb Cl Conc C	7.6	0.0	0.99	66.7	3.50	4935	<25	0.14	14.1	4.96	0.0	13.9	0.7	7.4	0.0	0.2	0.2	0.0
Pb Cl Conc D	7.1	0.0	1.04	62.5	4.18	4803	<25	0.15	14.6	5.57	0.0	12.2	0.8	6.8	0.0	0.2	0.2	0.0
Pb Cl Conc E	7.7	0.0	0.99	66.8	3.45	5050	<25	0.14	13.9	4.88	0.0	14.1	0.7	7.7	0.0	0.2	0.2	0.0
Pb Cl Conc F	7.1	0.0	0.97	63.8	3.99	4820	<25	0.15	14.1	5.33	0.0	12.4	0.7	6.8	0.0	0.2	0.2	0.0
Pb Cl Tail F	3.8	0.0	1.92	10.0	26.0	1995	242	0.65	29.4	24.9	0.0	1.0	2.6	1.5	0.2	0.4	0.2	0.1
Cu Conc A	13.6	0.1	2.53	6.75	27.6	1628	266	0.72	30.5	25.7	0.1	2.5	9.8	4.4	0.8	1.7	0.7	0.3
Cu Conc B	15.7	0.1	3.18	4.07	27.4	1631	279	0.78	31.8	25.8	0.2	1.8	11.2	5.1	0.9	2.1	0.8	0.3
Cu Conc C	16.5	0.1	3.39	4.79	27.2	1475	272	0.77	31.3	25.7	0.2	2.2	11.7	4.8	0.9	2.2	0.8	0.3
Cu Conc D	16.5	0.1	3.33	3.96	28.2	1459	268	0.77	31.5	26.6	0.2	1.8	12.1	4.8	0.9	2.2	0.8	0.4
Cu Conc E	16.0	0.1	3.34	3.85	27.7	1459	275	0.80	31.6	26.1	0.2	1.7	11.5	4.6	0.9	2.2	0.8	0.3
Cu Conc F	16.4	0.1	3.07	4.06	28.6	1487	279	0.77	31.2	26.7	0.2	1.8	12.2	4.8	1.0	2.2	0.8	0.4
CuPb 3rd Cl Tail F	2.3	0.0	5.00	3.00	15.0	1000	245	0.40	22.5	18.0	0.0	0.2	0.9	0.5	0.1	0.2	0.1	0.0
CuPb 2nd Cl Tail F	7.0	0.0	10.8	2.36	5.36	523	185	0.29	17.2	14.8	0.2	0.5	1.0	0.7	0.3	0.3	0.2	0.1
Zn 4th Cl Conc A	92.3	0.4	48.3	0.29	0.64	85.4	618	0.002	33.5	15.2	13.7	0.7	1.5	1.6	11.8	0.0	4.9	1.1
Zn 4th Cl Conc B	100.1	0.4	49.7	0.25	0.65	82.4	623	0.002	33.4	14.6	15.2	0.7	1.7	1.6	13.0	0.0	5.3	1.2
Zn 4th Cl Conc C	101.0	0.4	47.8	0.29	0.64	91.2	627	0.002	33.6	14.5	14.8	0.8	1.7	1.8	13.2	0.0	5.4	1.2
Zn 4th Cl Conc D	106.7	0.4	48.3	0.30	0.71	91.8	668	0.002	33.4	14.2	15.8	0.9	2.0	1.9	14.8	0.0	5.7	1.2
Zn 4th Cl Conc E	101.8	0.4	48.9	0.30	0.65	90.1	629	0.002	33.5	14.5	15.2	0.8	1.7	1.8	13.3	0.0	5.4	1.2
Zn 4th Cl Conc F	105.9	0.4	47.6	0.27	0.77	92.6	675	0.002	33.8	15.2	15.4	0.8	2.1	1.9	14.8	0.0	5.7	1.3
Zn 4th Cl Tail F	6.9	0.0	12.8	0.17	1.09	88.8	153	0.036	28.1	34.2	0.3	0.0	0.2	0.1	0.2	0.0	0.3	0.2
Zn 3rd Cl Tail F	14.2	0.1	9.20	0.12	0.83	73.2	145	0.026	24.2	31.0	0.4	0.0	0.3	0.2	0.4	0.1	0.5	0.4
Zn 2nd Cl Tail F	32.3	0.1	4.04	0.05	0.45	40.7	69	0.026	16.6	24.7	0.4	0.0	0.4	0.3	0.5	0.1	0.9	0.6
Zn 1st Cl Tail A	105.9	0.4	2.24	0.048	0.12	17.7	<15	0.014	14.8	23.1	0.7	0.1	0.3	0.4	0.3	0.3	2.5	2.0
Zn 1st Cl Tail B	133.6	0.6	1.97	0.050	0.13	19.3	<15	0.016	14.4	23.2	0.8	0.2	0.5	0.5	0.4	0.4	3.1	2.5
Zn 1st Cl Tail C	122.8	0.5	2.08	0.051	0.14	19.2	<15	0.017	14.7	23.4	0.8	0.2	0.4	0.5	0.4	0.4	2.9	2.3
Zn 1st Cl Tail D	158.0	0.7	1.11	0.044	0.13	17.6	<15	0.024	11.3	19.4	0.5	0.2	0.5	0.6	0.5	0.7	2.8	2.5
Zn 1st Cl Tail E	154.1	0.6	0.85	0.042	0.14	17.6	<15	0.020	11.3	19.3	0.4	0.2	0.6	0.5	0.5	0.5	2.8	2.4
Zn 1st Cl Tail F	134.1	0.6	1.42	0.049	0.17	19.7	<15	0.019	13.2	21.7	0.6	0.2	0.6	0.5	0.4	0.4	2.8	2.3
Zn Rougher Tail A	3731.3	15.5	0.054	0.009	0.017	3.1	<2	0.021	1.15	3.98	0.6	0.9	1.6	2.3	1.5	13.5	6.8	11.9
Zn Rougher Tail B	3742.2	15.6	0.052	0.009	0.014	2.8	<2	0.022	1.18	4.17	0.6	0.9	1.4	2.1	1.6	14.2	7.0	12.5
Zn Rougher Tail C	3759.6	15.6	0.050	0.010	0.011	2.9	<2	0.022	1.19	4.22	0.6	1.0	1.1	2.2	1.6	14.2	7.1	12.7
Zn Rougher Tail D	3716.2	15.5	0.053	0.009	0.015	2.8	<2	0.021	1.26	4.23	0.6	0.9	1.4	2.1	1.5	13.4	7.5	12.6
Zn Rougher Tail E	3723.6	15.5	0.052	0.010	0.015	2.9	<2	0.022	1.16	4.18	0.6	1.0	1.5	2.1	1.5	14.1	6.9	12.5
Zn Rougher Tail F	3748.4	15.6	0.054	0.009	0.012	3.1	<2	0.020	1.27	4.37	0.6	0.9	1.2	2.3	1.6	12.9	7.6	13.1
Head (calc.)	24041.3	100.0	1.36	0.15	0.16	21.0	20.0	0.024	2.61	5.19	100.0	100.0	100.0	100.0	100.0	100.0	100.0	100.0
(direct)			1.28	0.15	0.14	21.1	19.5	0.021	2.58	4.84								
Combined Products				Estimated value - Insufficient sample mass														
Pb Cl Conc A-F		0.2	0.98	64.3	4.09	4937	25	0.15	14.2	5.44	0.1	74.9	4.5	41.5	0.2	1.1	1.0	0.2
Cu Conc A-F		0.4	3.16	4.52	27.8	1519	273	0.77	31.3	26.1	0.9	11.7	68.4	28.5	5.4	12.5	4.7	2.0
Zn 4th Cl Conc A-F		2.5	48.4	0.28	0.68	89.0	641	0.00	33.5	14.69	90.2	4.7	10.7	10.7	80.9	0.2	32.4	7.2
Zn 1st Cl Tail A-F		3.4	1.55	0.047	0.14	18.5	15	0.02	13.1	21.5	3.8	1.0	2.9	3.0	2.5	2.6	16.9	13.9
Zn Rougher Tail A-F		93.3	0.052	0.009	0.014	2.93	2	0.02	1.20	4.19	3.6	5.7	8.2	13.0	9.3	82.3	42.9	75.4

Stability Check

Cycle	Wt%	Zn	Pb	Cu	Ag	In	Sn	S	Fe
A	98.5	90.7	83.4	83.3	84.1	87.0	93.7	90.1	91.8
B	99.8	100.9	97.7	94.1	100.6	95.2	101.4	98.3	99.2
C	100.0	98.0	108.5	93.3	100.2	96.4	102.0	98.3	99.4
D	99.9	102.7	95.7	100.9	96.4	106.8	99.0	101.7	100.0
E	99.9	98.6	107.0	95.6	100.9	97.7	102.3	96.3	98.5
F	100.1	100.9	96.9	100.8	98.2	106.8	94.4	102.4	102.8
ave C-F	100.0	100.1	102.0	97.7	98.9	101.9	99.4	99.7	100.2
ave D-F	100.0	100.7	99.9	99.1	98.5	103.7	98.6	100.1	100.4
ave E-F	100.0	99.7	102.0	98.2	99.5	102.2	98.4	99.3	100.7

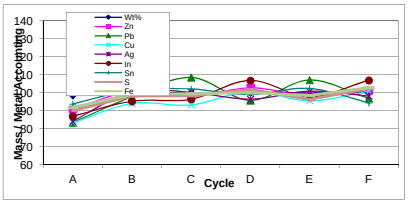

Test No.: LCT7 **Project No.**: 13589-001 **Operator**: CC/TM **Date**: Sept. 20th 2012

Purpose: As F17, shorter Zn cleaner retention time

Procedure: As outlined below.

Feed: 12 x 2 kg of minus 10 mesh 50244-001 Comp F (location in a drum on a skid in the freezer)

Primary Grind: 28 minutes / 2 kg @ 65% solids in laboratory ball mill (BM#1).

CuPb Regrind 20 minutes / CuPb Ro Conc 1-3 @ 65% solids in laboratory pebble mill.

Zn Regrind 25 minutes / Zn Ro Conc 1-3 @ 65% solids in laboratory pebble mill.

Zn Ro Tail	P80 =	89	µm
Pb Conc	P80 =	26	µm
Cu Conc	P80 =	24	µm
Zn Conc	P80 =	15	µm

Conditions:

	Reagents added, grams per tonne							Time, minutes				
Stage	$Ca(OH)_2$	$ZnSO_4$	3418A	$CuSO_4$	5100	NaCN	MIBC	Grind	Cond.	Froth	pH	Ep (mV)
Grind (BM#1)	200	-	-	-	-	-	-	28			8.2	+60
CuPb Rougher (Based on 4kg of Feed)												
Aeration	-	-	-	-	-	-	-		5		8.2	+60
CuPb Rougher 1	238	-	5	-	-	-	12.5		1	1	9.5	+60
CuPb Rougher 2	-	-	2.5	-	-	-	5		1	2	9.3	+60
CuPb Rougher 3	-	-	2.5	-	-	-	5		1	2	9.2	+60
CuPb Cleaner (Based on 4Kg CuPb Rougher concentrates)												
Regrind (PM)	75	75	2.5	-	-	12.5	-	20			9.2	+20
CuPb 1st Cleaner	12.5	-	-	-	-	-	5		1	3	10.0	0
CuPb 2nd Cleaner	12.5	-	1.25	-	-	-	5		1	2	10.0	0
CuPb 3rd Cleaner	12.5	-	1.25	-	-	-	5		1	1	10.0	0
CuPb Separation (CuPb 3rd Cleaner Concentrate)												
Pb Rougher	-	-	1.25	-	-	500	5		1	3	10.8	-400
Pb Cleaner (Pb Rougher Concentrate)												
Pb Cleaner	-	-	2.5	-	-	250	5		1	2	10.6	-400
Zn Rougher (CuPb Rougher + 1st Cleaner Tail per 4kg of feed)												
Condition	1194	-	-	150	-	-	-		3		11.8	-50
Zn Rougher 1	-	-	-	-	10	-	10		1	2	11.8	-25
Zn Rougher 2	178	-	-	-	5	-	5		1	2	11.8	-25
Zn Rougher 3	85	-	-	-	5	-	5		1	4	11.8	0
Zn Cleaner (2 x Zn Ro Conc 1-3)												
Regrind	625	-	-	35	-	-	-	25			12.0	-50
Zn 1st Cleaner		-	-	-	5	-	5		1	5	12.0	-25
Zn 2nd Cleaner	48	-	-	-	2.5	-	5		1	4	12.0	-25
Zn 3rd Cleaner	103	-	-	-	-	-	5		1	3	12.0	-25
Zn 4th Cleaner	66	-	-	-	-	-	5		1	3	12.0	-25
Total	2850	75	19	185	28	763	88	73	23	39		

* as required

Stage	Roughers	CuPb 1st Clnr	Cu/Pb 2nd & 3rd Cl	Zn 1st to 4th Cl	Pb Rougher, Cl
Flotation Cell # 8	2000g-D2	500g-D1	250g-D1	500g-D1	250g-D1
Speed: rpm	1500	1500	1500	1500	1200

Metallurgical Projection (D-F)

Product	Weight		Assays %, g/t								% Distribution							
	g	%	Zn	Pb	Cu	Ag	In	Sn	S	Fe	Zn	Pb	Cu	Ag	In	Sn	S	Fe
Pb Cl Conc	44.4	0.4	1.43	65.1	3.95	5567	25.0	0.28	14.7	5.82	0.5	83.9	7.9	65.0	1.0	2.9	2.1	0.4
Cu Conc (Pb Ro Tail)	54.4	0.5	4.57	4.37	27.6	1089	137.0	1.72	31.2	26.2	1.9	6.9	67.6	15.6	6.6	21.8	5.4	2.4
Zn 4th Cl Conc	253.7	2.1	45.9	0.79	1.17	129	304.6	0.00	33.3	15.4	87.5	5.8	13.3	8.6	68.4	0.1	26.7	6.6
Zn 1st Cl Tail	481.3	4.0	1.49	0.01	0.17	21.99	10.0	0.02	15.8	24.6	5.4	0.1	3.7	2.8	4.3	2.0	24.0	20.1
Zn Rougher Tail	11213.2	93.1	0.06	0.01	0.01	2.70	2.0	0.03	1.18	3.71	4.7	3.3	7.4	8.0	19.8	73.2	41.8	70.4
Head	12047.0	100.0	1.10	0.29	0.18	31.55	9.4	0.04	2.63	4.90	100.0	100.0	100.0	100.0	100.0	100.0	100.0	100.0

Test No.: LCT7 **Project No.**: 13589-001 **Operator**: CC/TM **Date**: Sept. 20th 2012

Metallurgical Balance

Product	Weight		Assays %, g/t								% Distribution							
	g	%	Zn	Pb	Cu	Ag	In	Sn	S	Fe	Zn	Pb	Cu	Ag	In	Sn	S	Fe
Pb Cl Conc A	13.9	0.1	1.22	65.5	4.30	5758	<25	0.29	15.0	5.69	0.1	13.0	1.3	10.3	0.2	0.5	0.3	0.1
Pb Cl Conc B	16.2	0.1	1.45	63.1	4.70	5449	<25	0.38	15.3	6.29	0.1	14.6	1.7	11.4	0.2	0.7	0.4	0.1
Pb Cl Conc C	15.4	0.1	1.45	64.5	4.47	5510	<25	0.31	14.8	6.27	0.1	14.2	1.6	11.0	0.2	0.6	0.4	0.1
Pb Cl Conc D	15.2	0.1	1.37	66.9	4.02	5656	<25	0.29	14.8	5.80	0.1	14.6	1.4	11.1	0.2	0.5	0.4	0.1
Pb Cl Conc E	14.9	0.1	1.49	63.3	4.05	5580	<25	0.29	14.7	5.90	0.1	13.5	1.4	10.8	0.2	0.5	0.3	0.1
Pb Cl Conc F	14.3	0.1	1.44	65.2	3.77	5467	<25	0.25	14.6	5.76	0.1	13.4	1.2	10.1	0.2	0.4	0.3	0.1
Pb Cl Tail F	5.3	0.0	4.32	10.7	24.8	1488	120	0.96	29.1	24.9	0.1	0.8	3.0	1.0	0.3	0.6	0.2	0.1
Cu Conc A	13.9	0.1	3.83	6.20	26.8	1281	129	1.45	30.5	25.2	0.2	1.2	8.4	2.3	0.8	2.4	0.7	0.3
Cu Conc B	16.4	0.1	4.04	3.40	28.2	1038	133	1.73	31.2	26.5	0.2	0.8	10.4	2.2	1.0	3.3	0.8	0.4
Cu Conc C	16.4	0.1	4.48	3.85	28.0	1047	138	1.41	31.0	26.4	0.3	0.9	10.4	2.2	1.0	2.7	0.8	0.4
Cu Conc D	17.7	0.1	4.48	4.13	28.1	1074	136	1.83	31.3	26.5	0.3	1.0	11.2	2.5	1.1	3.8	0.9	0.4
Cu Conc E	18.5	0.1	4.61	4.38	27.4	1101	140	1.71	31.2	26.1	0.3	1.2	11.4	2.6	1.1	3.7	0.9	0.4
Cu Conc F	18.2	0.1	4.63	4.61	27.3	1093	135	1.62	31.1	26.0	0.3	1.2	11.2	2.6	1.1	3.5	0.9	0.4
CuPb 3rd Cl Tail F	3.9	0.0	10.3	5.78	9.14	750	115	0.75	20.9	17.6	0.2	0.3	0.8	0.4	0.2	0.3	0.1	0.1
CuPb 2nd Cl Tail F	8.5	0.0	10.2	2.32	4.79	412	100	0.27	16.5	13.9	0.3	0.3	0.9	0.5	0.4	0.3	0.2	0.1
Zn 4th Cl Conc A	72.1	0.3	48.4	0.57	0.62	95.7	333	<0.002	33.8	14.2	13.1	0.6	1.0	0.9	10.5	0.0	3.8	0.9
Zn 4th Cl Conc B	86.5	0.4	46.0	0.88	1.04	132	319	<0.002	33.8	15.0	14.9	1.1	2.0	1.5	12.0	0.0	4.6	1.1
Zn 4th Cl Conc C	84.5	0.4	46.9	0.69	1.00	116	308	<0.002	34.0	15.0	14.8	0.8	1.9	1.3	11.4	0.0	4.5	1.1
Zn 4th Cl Conc D	82.1	0.3	47.4	0.82	1.11	133	321	<0.002	33.7	15.2	14.6	1.0	2.1	1.4	11.5	0.0	4.3	1.1
Zn 4th Cl Conc E	86.4	0.4	45.6	0.79	1.18	129	300	<0.002	33.4	15.3	14.7	1.0	2.3	1.4	11.3	0.0	4.5	1.1
Zn 4th Cl Conc F	85.2	0.4	44.7	0.77	1.21	126	294	<0.002	33.0	15.6	14.3	0.9	2.3	1.4	10.9	0.0	4.4	1.1
Zn 4th Cl Tail F	8.1	0.0	11.90	0.43	1.36	98.0	81	0.04	27.5	31.9	0.4	0.0	0.2	0.1	0.3	0.0	0.3	0.2
Zn 3rd Cl Tail F	19.0	0.1	8.12	0.19	1.00	75.2	51	0.03	23.7	30.7	0.6	0.1	0.4	0.2	0.4	0.1	0.7	0.5
Zn 2nd Cl Tail F	44.4	0.2	3.75	0.01	0.51	44.2	<20	0.02	18.4	26.5	0.6	0.0	0.5	0.3	0.4	0.1	1.3	1.0
Zn 1st Cl Tail A	133.9	0.6	1.03	0.01	0.11	16.3	<10	0.02	14.2	22.5	0.5	0.0	0.3	0.3	0.6	0.3	3.0	2.5
Zn 1st Cl Tail B	140.7	0.6	1.11	0.01	0.14	21.2	<10	0.02	14.4	20.0	0.6	0.0	0.4	0.4	0.6	0.3	3.2	2.4
Zn 1st Cl Tail C	145.8	0.6	1.09	0.01	0.15	20.2	<10	0.02	14.7	22.9	0.6	0.0	0.5	0.4	0.6	0.3	3.4	2.8
Zn 1st Cl Tail D	173.9	0.7	1.48	0.01	0.16	20.9	<10	0.02	15.4	23.9	1.0	0.0	0.6	0.5	0.8	0.4	4.2	3.5
Zn 1st Cl Tail E	142.7	0.6	1.53	0.01	0.19	23.7	<10	0.02	15.8	24.5	0.8	0.0	0.6	0.4	0.6	0.3	3.5	3.0
Zn 1st Cl Tail F	164.7	0.7	1.46	0.01	0.17	21.7	<10	0.02	16.2	25.6	0.9	0.0	0.6	0.5	0.7	0.3	4.2	3.6
Zn Rougher Tail A	3725.0	15.5	0.062	0.010	0.017	3.1	<2	0.03	1.21	3.78	0.9	0.5	1.4	1.5	3.3	12.3	7.1	11.9
Zn Rougher Tail B	3745.7	15.5	0.066	0.010	0.018	3.0	<2	0.03	1.30	3.83	0.9	0.5	1.5	1.5	3.3	12.3	7.6	12.1
Zn Rougher Tail C	3744.1	15.5	0.062	0.010	0.013	2.8	<2	0.03	1.22	3.82	0.9	0.5	1.1	1.4	3.3	12.3	7.1	12.1
Zn Rougher Tail D	3733.3	15.5	0.061	0.010	0.011	2.7	<2	0.03	1.18	3.74	0.9	0.5	0.9	1.3	3.3	12.3	6.9	11.8
Zn Rougher Tail E	3749.9	15.6	0.054	0.010	0.017	2.7	<2	0.03	1.22	3.74	0.8	0.5	1.4	1.3	3.3	12.4	7.2	11.8
Zn Rougher Tail F	3730.0	15.5	0.054	0.010	0.016	2.7	<2	0.03	1.14	3.65	0.8	0.5	1.3	1.3	3.3	12.3	6.7	11.5
Head (calc.)	24106.7	100.0	1.11	0.29	0.18	32.1	9.5	0.035	2.65	4.91	100.0	100.0	100.0	100.0	100.0	100.0	100.0	100.0
(direct)			1.14	0.28	0.19	32.7	9.1	0.036	2.77	4.87								
Combined Products				Estimated value - Insufficient sample mass														
Pb Cl Conc A-F		0.4	1.41	64.7	4.23	5566.80	25.00	0.30	14.9	5.96	0.5	83.4	8.6	64.7	1.0	3.2	2.1	0.5
Cu Conc A-F		0.4	4.37	4.38	27.6	1100.60	135.4	1.63	31.1	26.1	1.7	6.4	63.0	14.4	6.0	19.4	4.9	2.2
Zn 4th Cl Conc A-F		2.1	46.4	0.76	1.04	122.62	311.90	0.00	33.6	15.07	86.4	5.4	11.6	7.9	67.6	0.1	26.1	6.3
Zn 1st Cl Tail A-F		3.7	1.30	0.010	0.15	20.74	10.00	0.02	15.2	23.3	4.4	0.1	3.1	2.4	3.9	1.9	21.4	17.8
Zn Rougher Tail A-F		93.0	0.060	0.010	0.015	2.83	2.00	0.03	1.21	3.76	5.0	3.2	7.8	8.2	19.6	73.9	42.5	71.2

Stability Check

Cycle	Wt%	Zn	Pb	Cu	Ag	In	Sn	S	Fe
A	98.5	88.2	92.5	75.1	91.9	91.5	92.3	89.0	94.0
B	99.7	100.4	102.6	96.8	101.6	102.3	100.3	99.3	96.3
C	99.7	99.9	99.2	92.4	97.2	98.5	95.8	96.9	98.5
D	100.1	100.5	102.9	97.2	100.6	100.4	102.2	99.8	101.0
E	99.9	100.3	97.3	102.8	99.4	99.0	101.5	98.7	98.4
F	99.9	97.8	96.4	100.3	95.0	96.8	99.2	98.7	99.9
ave C-F	99.9	99.7	98.9	98.2	98.0	98.7	99.7	98.5	99.5
ave D-F	99.9	99.6	98.8	100.1	98.3	98.7	101.0	99.1	99.8
ave E-F	99.9	99.1	96.8	101.6	97.2	97.9	100.3	98.7	99.2

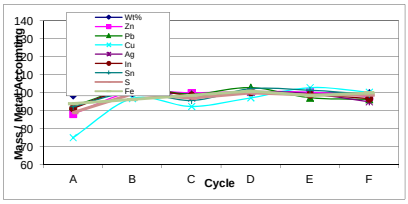

Result Analysis Report

Sample Name:
13589-001 LCT-1 Cu Conc A-F -

SOP Name:
Defaultar

Measured:
August 14, 2012 9:09:02 AM

Sample Source & type:

Measured by:
LR_Malvern1

Analysed:
August 14, 2012 9:09:04 AM

Sample bulk lot ref:
ar

Result Source:
Averaged

Particle Name:
Default

Accessory Name:
Hydro 2000G (A)

Analysis model:
General purpose

Sensitivity:
Enhanced

Particle RI:
1.520

Absorption:
0.1

Size range:
0.020 to 2000.000 um

Obscuration:
14.59 %

Dispersant Name:
Water

Dispersant RI:
1.330

Weighted Residual:
0.274 %

Result Emulation:
Off

Concentration:
0.0143 %Vol

Span :
2.559

Uniformity:
1.2

Result units:
Volume

Specific Surface Area:
0.919 m²/g

Surface Weighted Mean D[3,2]:
6.529 um

Vol. Weighted Mean D[4,3]:
20.108 um

---

d(0.1): 3.137 um **d(0.5):** 11.713 um **D(0.80) : 23.90 µm**

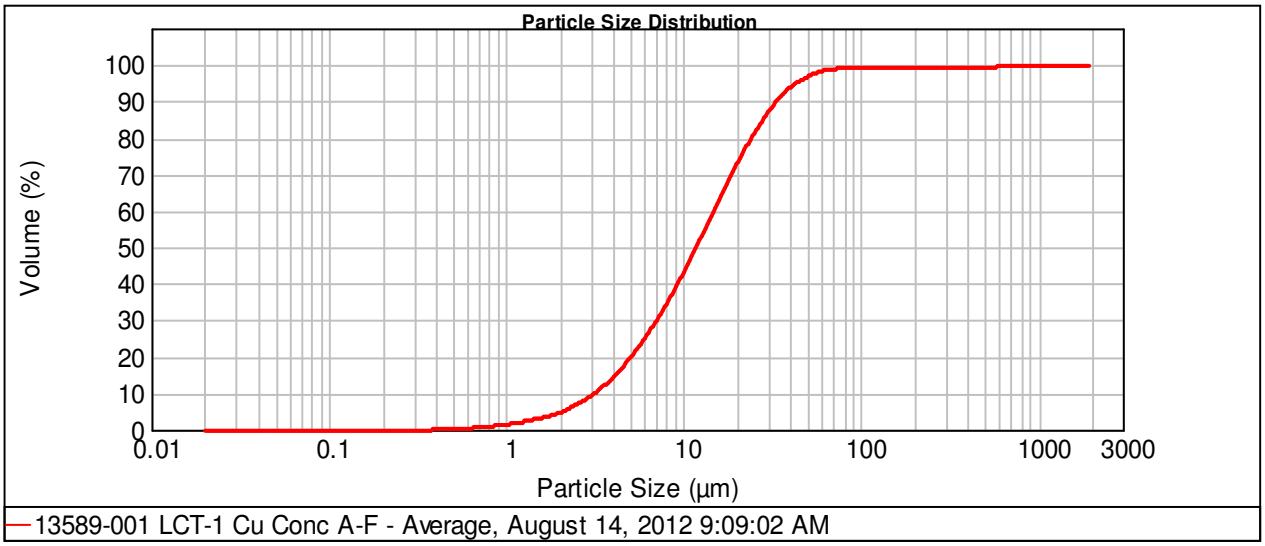

Size (µm)	Vol Under %	Size (µm)	Vol Under %	Size (µm)	Vol Under %	Size (µm)	Vol Under %	Size (µm)	Vol Under %	Size (µm)	Vol Under %
0.010	0.00	0.105	0.00	1.096	1.78	11.482	49.14	120.226	99.24	1258.925	100.00
0.011	0.00	0.120	0.00	1.259	2.23	13.183	55.14	138.038	99.24	1445.440	100.00
0.013	0.00	0.138	0.00	1.445	2.79	15.136	61.21	158.489	99.24	1659.587	100.00
0.015	0.00	0.158	0.00	1.660	3.49	17.378	67.23	181.970	99.24	1905.461	100.00
0.017	0.00	0.182	0.00	1.905	4.40	19.953	73.02	208.930	99.24	2187.762	100.00
0.020	0.00	0.209	0.00	2.188	5.54	22.909	78.44	239.883	99.24	2511.886	100.00
0.023	0.00	0.240	0.00	2.512	6.97	26.303	83.32	275.423	99.24	2884.032	100.00
0.026	0.00	0.275	0.00	2.884	8.74	30.200	87.57	316.228	99.24	3311.311	100.00
0.030	0.00	0.316	0.00	3.311	10.89	34.674	91.10	363.078	99.26	3801.894	100.00
0.035	0.00	0.363	0.00	3.802	13.44	39.811	93.90	416.869	99.32	4365.158	100.00
0.040	0.00	0.417	0.04	4.365	16.42	45.709	95.99	478.630	99.41	5011.872	100.00
0.046	0.00	0.479	0.14	5.012	19.85	52.481	97.44	549.541	99.52	5754.399	100.00
0.052	0.00	0.550	0.31	5.754	23.71	60.256	98.37	630.957	99.63	6606.934	100.00
0.060	0.00	0.631	0.52	6.607	28.01	69.183	98.90	724.436	99.74	7585.776	100.00
0.069	0.00	0.724	0.77	7.586	32.74	79.433	99.16	831.764	99.84	8709.636	100.00
0.079	0.00	0.832	1.06	8.710	37.87	91.201	99.24	954.993	99.92	10000.000	100.00
0.091	0.00	0.955	1.39	10.000	43.36	104.713	99.24	1096.478	99.96		

Operator notes:

Result Analysis Report

Sample Name:
13589-001 LCT-1 Pb Cl Conc A-F -

SOP Name:
Defaultar

Measured:
August 14, 2012 9:58:11 AM

Sample Source & type:

Measured by:
LR_Malvern1

Analysed:
August 14, 2012 9:58:13 AM

Sample bulk lot ref:
ar

Result Source:
Averaged

Particle Name:
Default

Accessory Name:
Hydro 2000G (A)

Analysis model:
General purpose

Sensitivity:
Enhanced

Particle RI:
1.520

Absorption:
0.1

Size range:
0.020 to 2000.000 um

Obscuration:
18.64 %

Dispersant Name:
Water

Dispersant RI:
1.330

Weighted Residual:
0.305 %

Result Emulation:
Off

Concentration:
0.0178 %Vol

Span :
3.739

Uniformity:
2.4

Result units:
Volume

Specific Surface Area:
0.933 m²/g

Surface Weighted Mean D[3,2]:
6.430 um

Vol. Weighted Mean D[4,3]:
28.511 um

d(0.1): 3.121 um **d(0.5):** 9.662 um **D(0.80) : 22.74 µm**

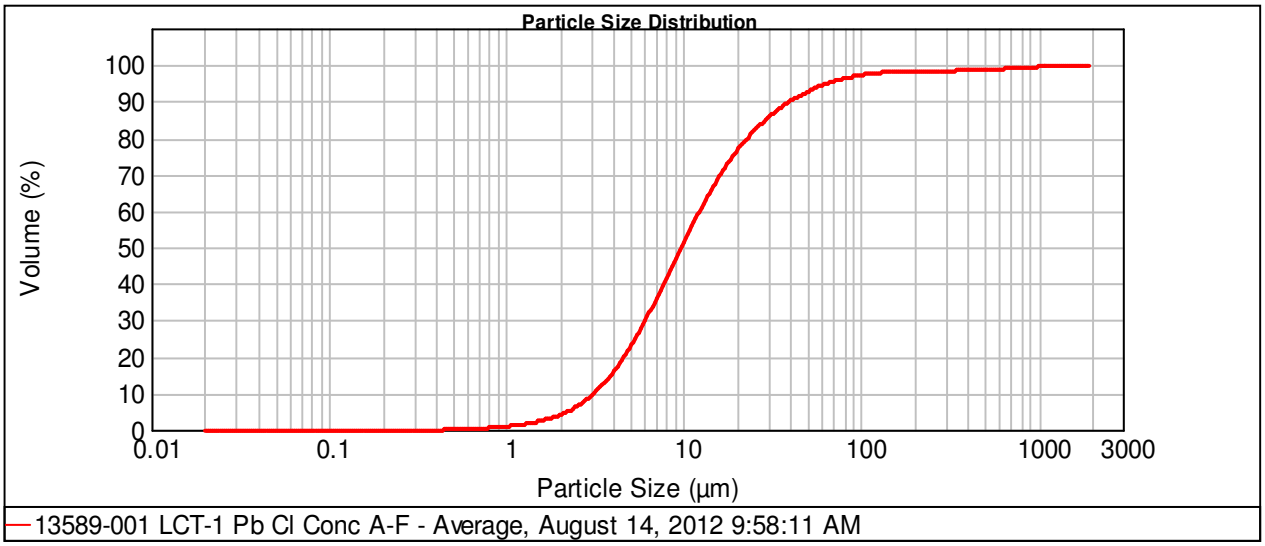

Size (µm)	Vol Under %	Size (µm)	Vol Under %	Size (µm)	Vol Under %	Size (µm)	Vol Under %	Size (µm)	Vol Under %	Size (µm)	Vol Under %
0.010	0.00	0.105	0.00	1.096	1.20	11.482	57.33	120.226	97.73	1258.925	99.84
0.011	0.00	0.120	0.00	1.259	1.60	13.183	62.85	138.038	97.98	1445.440	99.94
0.013	0.00	0.138	0.00	1.445	2.12	15.136	67.94	158.489	98.16	1659.587	99.98
0.015	0.00	0.158	0.00	1.660	2.79	17.378	72.54	181.970	98.28	1905.461	100.00
0.017	0.00	0.182	0.00	1.905	3.69	19.953	76.62	208.930	98.37	2187.762	100.00
0.020	0.00	0.209	0.00	2.188	4.90	22.909	80.18	239.883	98.40	2511.886	100.00
0.023	0.00	0.240	0.00	2.512	6.49	26.303	83.27	275.423	98.43	2884.032	100.00
0.026	0.00	0.275	0.00	2.884	8.57	30.200	85.93	316.228	98.43	3311.311	100.00
0.030	0.00	0.316	0.00	3.311	11.20	34.674	88.22	363.078	98.49	3801.894	100.00
0.035	0.00	0.363	0.00	3.802	14.47	39.811	90.19	416.869	98.58	4365.158	100.00
0.040	0.00	0.417	0.00	4.365	18.38	45.709	91.87	478.630	98.69	5011.872	100.00
0.046	0.00	0.479	0.03	5.012	22.91	52.481	93.31	549.541	98.83	5754.399	100.00
0.052	0.00	0.550	0.11	5.754	28.01	60.256	94.51	630.957	99.00	6606.934	100.00
0.060	0.00	0.631	0.24	6.607	33.57	69.183	95.49	724.436	99.18	7585.776	100.00
0.069	0.00	0.724	0.41	7.586	39.44	79.433	96.29	831.764	99.36	8709.636	100.00
0.079	0.00	0.832	0.62	8.710	45.47	91.201	96.91	954.993	99.54	10000.000	100.00
0.091	0.00	0.955	0.88	10.000	51.49	104.713	97.38	1096.478	99.70		

Operator notes:

Result Analysis Report

Sample Name:
13589-001 LCT-2 Cu Conc A-F -

SOP Name:
Defaultar

Measured:
September 6, 2012 12:44:59 PM

Sample Source & type:

Measured by:
LR_Malvern1

Analysed:
September 6, 2012 12:45:01 PM

Sample bulk lot ref:
ar

Result Source:
Averaged

Particle Name:
Default

Accessory Name:
Hydro 2000G (A)

Analysis model:
General purpose

Sensitivity:
Enhanced

Particle RI:
1.520

Absorption:
0.1

Size range:
0.020 to 2000.000 um

Obscuration:
11.07 %

Dispersant Name:
Water

Dispersant RI:
1.330

Weighted Residual:
0.276 %

Result Emulation:
Off

Concentration:
0.0120 %Vol

Span :
2.480

Uniformity:
0.777

Result units:
Volume

Specific Surface Area:
0.828 m²/g

Surface Weighted Mean D[3,2]:
7.249 um

Vol. Weighted Mean D[4,3]:
18.057 um

---

d(0.1): 3.556 um **d(0.5):** 13.970 um **D(0.80) : 28.00 µm**

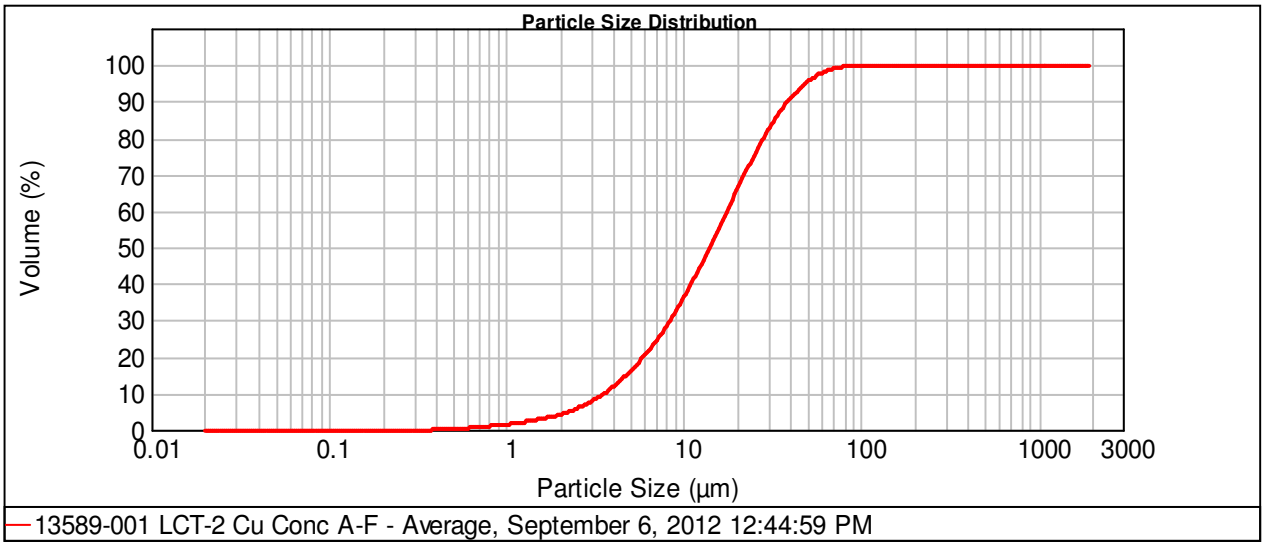

Size (µm)	Vol Under %	Size (µm)	Vol Under %	Size (µm)	Vol Under %	Size (µm)	Vol Under %	Size (µm)	Vol Under %	Size (µm)	Vol Under %
0.010	0.00	0.105	0.00	1.096	1.80	11.482	41.75	120.226	100.00	1258.925	100.00
0.011	0.00	0.120	0.00	1.259	2.17	13.183	47.49	138.038	100.00	1445.440	100.00
0.013	0.00	0.138	0.00	1.445	2.62	15.136	53.53	158.489	100.00	1659.587	100.00
0.015	0.00	0.158	0.00	1.660	3.17	17.378	59.71	181.970	100.00	1905.461	100.00
0.017	0.00	0.182	0.00	1.905	3.88	19.953	65.91	208.930	100.00	2187.762	100.00
0.020	0.00	0.209	0.00	2.188	4.77	22.909	71.92	239.883	100.00	2511.886	100.00
0.023	0.00	0.240	0.00	2.512	5.90	26.303	77.59	275.423	100.00	2884.032	100.00
0.026	0.00	0.275	0.00	2.884	7.30	30.200	82.75	316.228	100.00	3311.311	100.00
0.030	0.00	0.316	0.00	3.311	9.00	34.674	87.27	363.078	100.00	3801.894	100.00
0.035	0.00	0.363	0.00	3.802	11.03	39.811	91.05	416.869	100.00	4365.158	100.00
0.040	0.00	0.417	0.04	4.365	13.41	45.709	94.07	478.630	100.00	5011.872	100.00
0.046	0.00	0.479	0.17	5.012	16.17	52.481	96.34	549.541	100.00	5754.399	100.00
0.052	0.00	0.550	0.36	5.754	19.34	60.256	97.94	630.957	100.00	6606.934	100.00
0.060	0.00	0.631	0.60	6.607	22.92	69.183	98.98	724.436	100.00	7585.776	100.00
0.069	0.00	0.724	0.86	7.586	26.95	79.433	99.59	831.764	100.00	8709.636	100.00
0.079	0.00	0.832	1.15	8.710	31.44	91.201	99.91	954.993	100.00	10000.000	100.00
0.091	0.00	0.955	1.46	10.000	36.38	104.713	99.99	1096.478	100.00		

Operator notes:

Result Analysis Report

Sample Name:
13589-001 LCT-2 Pb Cl Conc A-F -

SOP Name:
Defaultar

Measured:
September 7, 2012 6:18:19 AM

Sample Source & type:

Measured by:
LR_Malvern1

Analysed:
September 7, 2012 6:18:21 AM

Sample bulk lot ref:
ar

Result Source:
Averaged

Particle Name:
Default

Accessory Name:
Hydro 2000G (A)

Analysis model:
General purpose

Sensitivity:
Enhanced

Particle RI:
1.520

Absorption:
0.1

Size range:
0.020 to 2000.000 um

Obscuration:
12.87 %

Dispersant Name:
Water

Dispersant RI:
1.330

Weighted Residual:
0.280 %

Result Emulation:
Off

Concentration:
0.0125 %Vol

Span :
2.875

Uniformity:
0.936

Result units:
Volume

Specific Surface Area:
0.896 m²/g

Surface Weighted Mean D[3,2]:
6.697 um

Vol. Weighted Mean D[4,3]:
15.683 um

---

d(0.1): 3.291 um **d(0.5):** 10.553 um **D(0.80) : 22.45 µm**

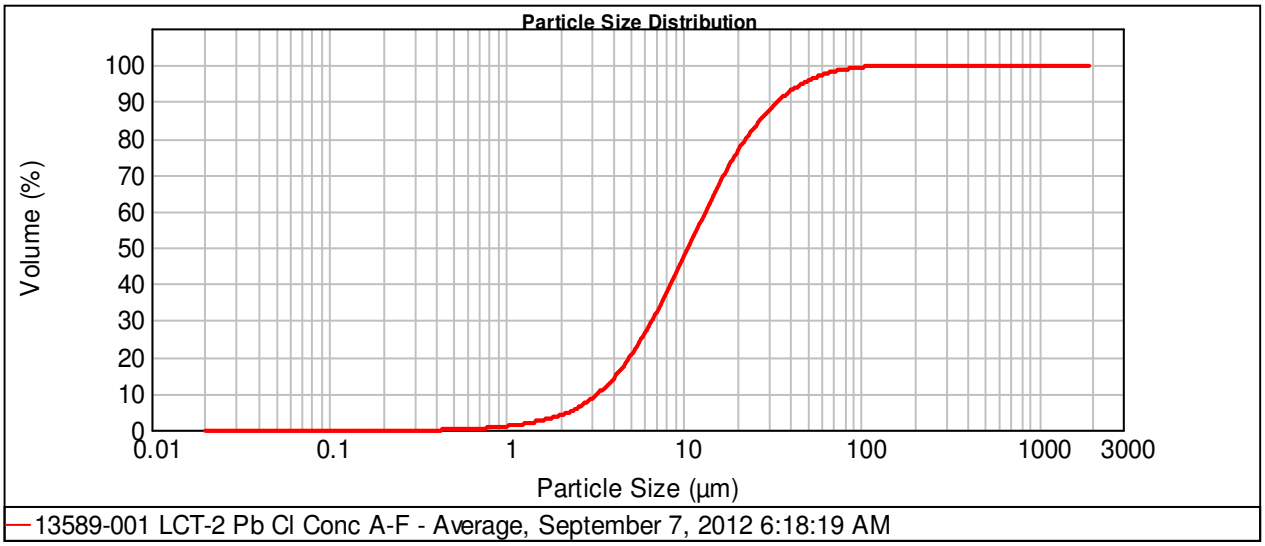

Size (µm)	Vol Under %	Size (µm)	Vol Under %	Size (µm)	Vol Under %	Size (µm)	Vol Under %	Size (µm)	Vol Under %	Size (µm)	Vol Under %
0.010	0.00	0.105	0.00	1.096	1.27	11.482	53.79	120.226	99.77	1258.925	100.00
0.011	0.00	0.120	0.00	1.259	1.66	13.183	59.89	138.038	99.90	1445.440	100.00
0.013	0.00	0.138	0.00	1.445	2.14	15.136	65.74	158.489	99.98	1659.587	100.00
0.015	0.00	0.158	0.00	1.660	2.76	17.378	71.21	181.970	100.00	1905.461	100.00
0.017	0.00	0.182	0.00	1.905	3.57	19.953	76.18	208.930	100.00	2187.762	100.00
0.020	0.00	0.209	0.00	2.188	4.64	22.909	80.62	239.883	100.00	2511.886	100.00
0.023	0.00	0.240	0.00	2.512	6.04	26.303	84.48	275.423	100.00	2884.032	100.00
0.026	0.00	0.275	0.00	2.884	7.84	30.200	87.79	316.228	100.00	3311.311	100.00
0.030	0.00	0.316	0.00	3.311	10.11	34.674	90.57	363.078	100.00	3801.894	100.00
0.035	0.00	0.363	0.00	3.802	12.92	39.811	92.87	416.869	100.00	4365.158	100.00
0.040	0.00	0.417	0.00	4.365	16.31	45.709	94.73	478.630	100.00	5011.872	100.00
0.046	0.00	0.479	0.03	5.012	20.29	52.481	96.20	549.541	100.00	5754.399	100.00
0.052	0.00	0.550	0.13	5.754	24.85	60.256	97.34	630.957	100.00	6606.934	100.00
0.060	0.00	0.631	0.28	6.607	29.96	69.183	98.20	724.436	100.00	7585.776	100.00
0.069	0.00	0.724	0.47	7.586	35.52	79.433	98.82	831.764	100.00	8709.636	100.00
0.079	0.00	0.832	0.69	8.710	41.44	91.201	99.26	954.993	100.00	10000.000	100.00
0.091	0.00	0.955	0.96	10.000	47.58	104.713	99.56	1096.478	100.00		

Operator notes:

Result Analysis Report

Sample Name:
13589-001 LCT3 Cu Conc A-F - Average

SOP Name:
Defaultar

Measured:
September 8, 2012 12:11:09 PM

Sample Source & type:

Measured by:
LR_Malvern1

Analysed:
September 8, 2012 12:11:11 PM

Sample bulk lot ref:
ar

Result Source:
Averaged

Particle Name:
Default

Accessory Name:
Hydro 2000G (A)

Analysis model:
General purpose

Sensitivity:
Enhanced

Particle RI:
1.520

Absorption:
0.1

Size range:
0.020 to 2000.000 um

Obscuration:
13.02 %

Dispersant Name:
Water

Dispersant RI:
1.330

Weighted Residual:
0.263 %

Result Emulation:
Off

Concentration:
0.0142 %Vol

Span :
2.482

Uniformity:
0.777

Result units:
Volume

Specific Surface Area:
0.81 m²/g

Surface Weighted Mean D[3,2]:
7.404 um

Vol. Weighted Mean D[4,3]:
17.554 um

---

d(0.1): 3.507 um **d(0.5):** 13.581 um **D(0.80) : 27.34 µm**

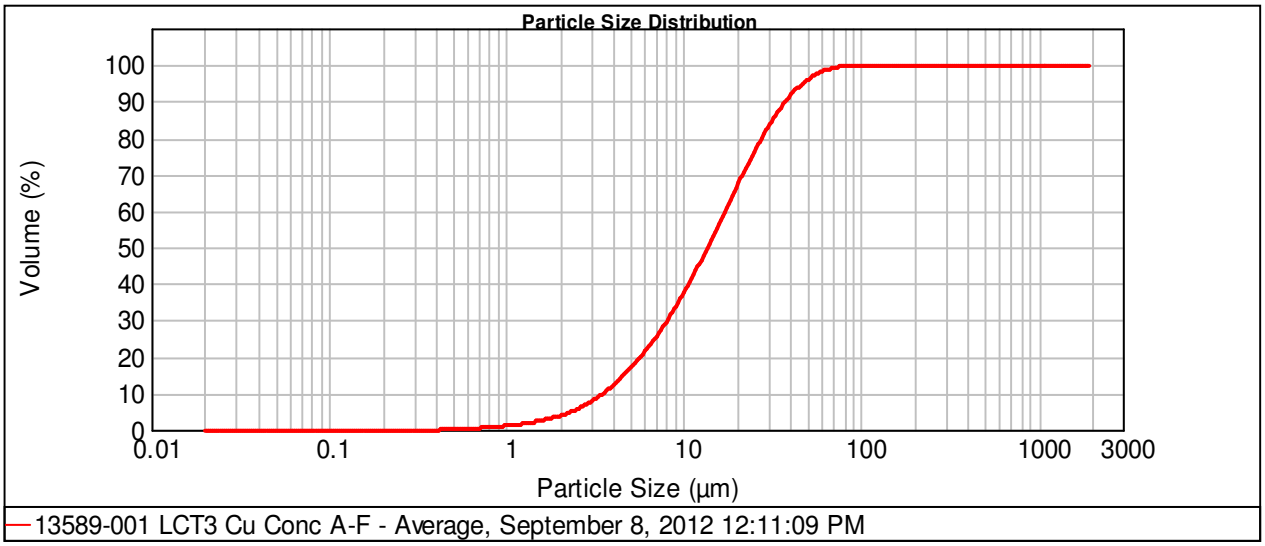

Size (µm)	Vol Under %	Size (µm)	Vol Under %	Size (µm)	Vol Under %	Size (µm)	Vol Under %	Size (µm)	Vol Under %	Size (µm)	Vol Under %
0.010	0.00	0.105	0.00	1.096	1.38	11.482	43.01	120.226	100.00	1258.925	100.00
0.011	0.00	0.120	0.00	1.259	1.74	13.183	48.73	138.038	100.00	1445.440	100.00
0.013	0.00	0.138	0.00	1.445	2.19	15.136	54.71	158.489	100.00	1659.587	100.00
0.015	0.00	0.158	0.00	1.660	2.77	17.378	60.84	181.970	100.00	1905.461	100.00
0.017	0.00	0.182	0.00	1.905	3.53	19.953	66.97	208.930	100.00	2187.762	100.00
0.020	0.00	0.209	0.00	2.188	4.50	22.909	72.92	239.883	100.00	2511.886	100.00
0.023	0.00	0.240	0.00	2.512	5.73	26.303	78.51	275.423	100.00	2884.032	100.00
0.026	0.00	0.275	0.00	2.884	7.26	30.200	83.59	316.228	100.00	3311.311	100.00
0.030	0.00	0.316	0.00	3.311	9.12	34.674	88.02	363.078	100.00	3801.894	100.00
0.035	0.00	0.363	0.00	3.802	11.34	39.811	91.71	416.869	100.00	4365.158	100.00
0.040	0.00	0.417	0.00	4.365	13.92	45.709	94.62	478.630	100.00	5011.872	100.00
0.046	0.00	0.479	0.08	5.012	16.88	52.481	96.79	549.541	100.00	5754.399	100.00
0.052	0.00	0.550	0.21	5.754	20.23	60.256	98.28	630.957	100.00	6606.934	100.00
0.060	0.00	0.631	0.38	6.607	23.97	69.183	99.21	724.436	100.00	7585.776	100.00
0.069	0.00	0.724	0.58	7.586	28.11	79.433	99.74	831.764	100.00	8709.636	100.00
0.079	0.00	0.832	0.81	8.710	32.67	91.201	99.95	954.993	100.00	10000.000	100.00
0.091	0.00	0.955	1.08	10.000	37.64	104.713	100.00	1096.478	100.00		

Operator notes:

Result Analysis Report

Sample Name:
13589-001 LCT3 Pb Cl Conc A-F -

SOP Name:
Defaultar

Measured:
September 8, 2012 11:22:43 AM

Sample Source & type:

Measured by:
LR_Malvern1

Analysed:
September 8, 2012 11:22:45 AM

Sample bulk lot ref:
ar

Result Source:
Averaged

Particle Name:
Default

Accessory Name:
Hydro 2000G (A)

Analysis model:
General purpose

Sensitivity:
Enhanced

Particle RI:
1.520

Absorption:
0.1

Size range:
0.020 to 2000.000 um

Obscuration:
17.77 %

Dispersant Name:
Water

Dispersant RI:
1.330

Weighted Residual:
0.290 %

Result Emulation:
Off

Concentration:
0.0172 %Vol

Span :
4.077

Uniformity:
1.97

Result units:
Volume

Specific Surface Area:
0.93 m²/g

Surface Weighted Mean D[3,2]:
6.450 um

Vol. Weighted Mean D[4,3]:
26.144 um

---

d(0.1): 3.063 um **d(0.5):** 10.450 um **D(0.80) : 25.73 µm**

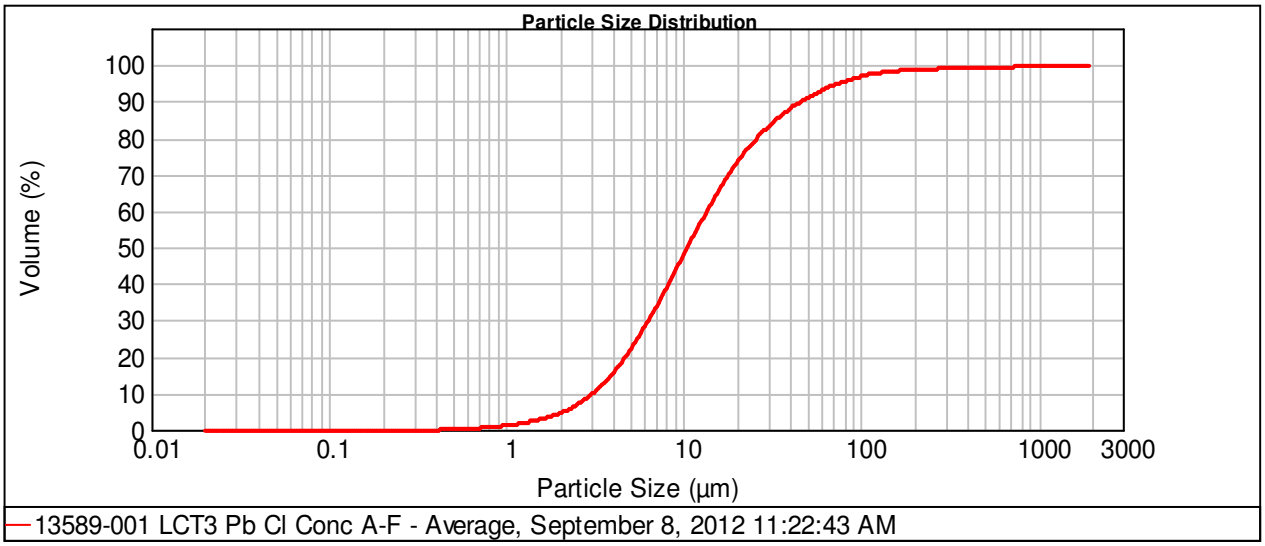

Size (µm)	Vol Under %	Size (µm)	Vol Under %	Size (µm)	Vol Under %	Size (µm)	Vol Under %	Size (µm)	Vol Under %	Size (µm)	Vol Under %
0.010	0.00	0.105	0.00	1.096	1.49	11.482	53.80	120.226	97.69	1258.925	99.84
0.011	0.00	0.120	0.00	1.259	1.94	13.183	59.22	138.038	98.10	1445.440	99.91
0.013	0.00	0.138	0.00	1.445	2.50	15.136	64.34	158.489	98.39	1659.587	99.96
0.015	0.00	0.158	0.00	1.660	3.23	17.378	69.08	181.970	98.60	1905.461	99.99
0.017	0.00	0.182	0.00	1.905	4.17	19.953	73.37	208.930	98.76	2187.762	100.00
0.020	0.00	0.209	0.00	2.188	5.40	22.909	77.17	239.883	98.90	2511.886	100.00
0.023	0.00	0.240	0.00	2.512	6.97	26.303	80.50	275.423	99.03	2884.032	100.00
0.026	0.00	0.275	0.00	2.884	8.98	30.200	83.39	316.228	99.15	3311.311	100.00
0.030	0.00	0.316	0.00	3.311	11.46	34.674	85.91	363.078	99.26	3801.894	100.00
0.035	0.00	0.363	0.00	3.802	14.48	39.811	88.10	416.869	99.34	4365.158	100.00
0.040	0.00	0.417	0.00	4.365	18.04	45.709	90.01	478.630	99.39	5011.872	100.00
0.046	0.00	0.479	0.07	5.012	22.13	52.481	91.70	549.541	99.45	5754.399	100.00
0.052	0.00	0.550	0.19	5.754	26.71	60.256	93.17	630.957	99.50	6606.934	100.00
0.060	0.00	0.631	0.36	6.607	31.72	69.183	94.44	724.436	99.56	7585.776	100.00
0.069	0.00	0.724	0.56	7.586	37.04	79.433	95.53	831.764	99.62	8709.636	100.00
0.079	0.00	0.832	0.82	8.710	42.58	91.201	96.43	954.993	99.69	10000.000	100.00
0.091	0.00	0.955	1.12	10.000	48.21	104.713	97.14	1096.478	99.76		

Operator notes:

Result Analysis Report

Sample Name:
13589-001 LCT4 Cu Conc A-F - Average

SOP Name:
Defaultar

Measured:
September 12, 2012 2:05:06 PM

Sample Source & type:

Measured by:
LR_Malvern1

Analysed:
September 12, 2012 2:05:07 PM

Sample bulk lot ref:
ar

Result Source:
Averaged

Particle Name:
Default

Accessory Name:
Hydro 2000G (A)

Analysis model:
General purpose

Sensitivity:
Enhanced

Particle RI:
1.520

Absorption:
0.1

Size range:
0.020 to 2000.000 um

Obscuration:
11.92 %

Dispersant Name:
Water

Dispersant RI:
1.330

Weighted Residual:
0.268 %

Result Emulation:
Off

Concentration:
0.0119 %Vol

Span :
2.467

Uniformity:
0.777

Result units:
Volume

Specific Surface Area:
0.874 m²/g

Surface Weighted Mean D[3,2]:
6.861 um

Vol. Weighted Mean D[4,3]:
15.287 um

---

d(0.1): 3.309 um **d(0.5):** 11.690 um **D(0.80) : 23.44 µm**

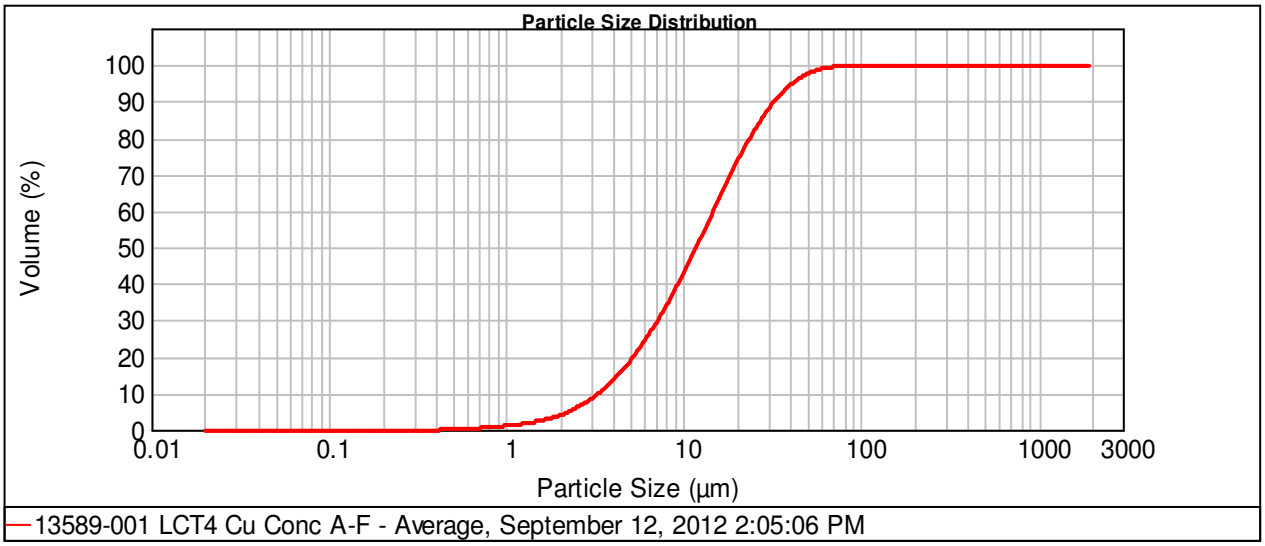

Size (µm)	Vol Under %	Size (µm)	Vol Under %	Size (µm)	Vol Under %	Size (µm)	Vol Under %	Size (µm)	Vol Under %	Size (µm)	Vol Under %
0.010	0.00	0.105	0.00	1.096	1.37	11.482	49.21	120.226	100.00	1258.925	100.00
0.011	0.00	0.120	0.00	1.259	1.74	13.183	55.36	138.038	100.00	1445.440	100.00
0.013	0.00	0.138	0.00	1.445	2.22	15.136	61.60	158.489	100.00	1659.587	100.00
0.015	0.00	0.158	0.00	1.660	2.84	17.378	67.75	181.970	100.00	1905.461	100.00
0.017	0.00	0.182	0.00	1.905	3.66	19.953	73.65	208.930	100.00	2187.762	100.00
0.020	0.00	0.209	0.00	2.188	4.74	22.909	79.14	239.883	100.00	2511.886	100.00
0.023	0.00	0.240	0.00	2.512	6.12	26.303	84.07	275.423	100.00	2884.032	100.00
0.026	0.00	0.275	0.00	2.884	7.87	30.200	88.32	316.228	100.00	3311.311	100.00
0.030	0.00	0.316	0.00	3.311	10.01	34.674	91.84	363.078	100.00	3801.894	100.00
0.035	0.00	0.363	0.00	3.802	12.59	39.811	94.60	416.869	100.00	4365.158	100.00
0.040	0.00	0.417	0.00	4.365	15.62	45.709	96.67	478.630	100.00	5011.872	100.00
0.046	0.00	0.479	0.07	5.012	19.12	52.481	98.10	549.541	100.00	5754.399	100.00
0.052	0.00	0.550	0.19	5.754	23.07	60.256	99.03	630.957	100.00	6606.934	100.00
0.060	0.00	0.631	0.36	6.607	27.49	69.183	99.57	724.436	100.00	7585.776	100.00
0.069	0.00	0.724	0.56	7.586	32.34	79.433	99.86	831.764	100.00	8709.636	100.00
0.079	0.00	0.832	0.79	8.710	37.61	91.201	99.97	954.993	100.00	10000.000	100.00
0.091	0.00	0.955	1.06	10.000	43.26	104.713	100.00	1096.478	100.00		

Operator notes:

Result Analysis Report

Sample Name:
13589-001 LCT4 Pb Cl Conc A-F -

SOP Name:
Defaultar

Measured:
September 12, 2012 1:18:23 PM

Sample Source & type:

Measured by:
LR_Malvern1

Analysed:
September 12, 2012 1:18:24 PM

Sample bulk lot ref:
ar

Result Source:
Averaged

Particle Name:
Default

Accessory Name:
Hydro 2000G (A)

Analysis model:
General purpose

Sensitivity:
Enhanced

Particle RI:
1.520

Absorption:
0.1

Size range:
0.020 to 2000.000 um

Obscuration:
17.12 %

Dispersant Name:
Water

Dispersant RI:
1.330

Weighted Residual:
0.274 %

Result Emulation:
Off

Concentration:
0.0174 %Vol

Span :
4.317

Uniformity:
2.01

Result units:
Volume

Specific Surface Area:
0.868 m²/g

Surface Weighted Mean D[3,2]:
6.913 um

Vol. Weighted Mean D[4,3]:
27.746 um

---

d(0.1): 3.241 um **d(0.5):** 10.882 um **D(0.80) : 27.39 µm**

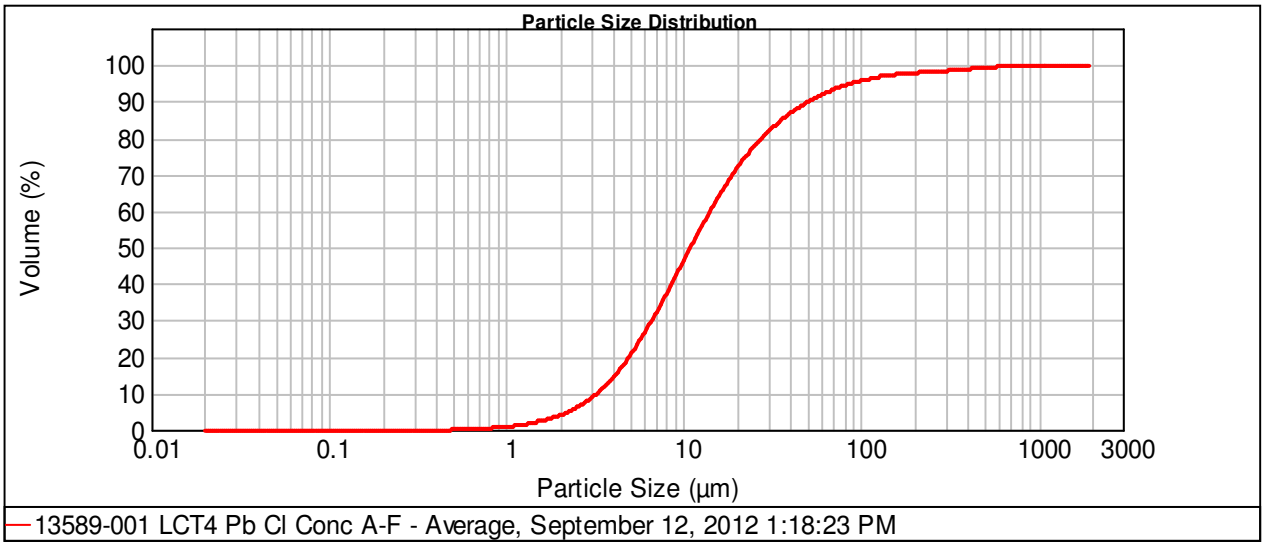

Size (µm)	Vol Under %	Size (µm)	Vol Under %	Size (µm)	Vol Under %	Size (µm)	Vol Under %	Size (µm)	Vol Under %	Size (µm)	Vol Under %
0.010	0.00	0.105	0.00	1.096	1.12	11.482	52.16	120.226	96.61	1258.925	100.00
0.011	0.00	0.120	0.00	1.259	1.52	13.183	57.60	138.038	97.05	1445.440	100.00
0.013	0.00	0.138	0.00	1.445	2.04	15.136	62.76	158.489	97.39	1659.587	100.00
0.015	0.00	0.158	0.00	1.660	2.71	17.378	67.53	181.970	97.66	1905.461	100.00
0.017	0.00	0.182	0.00	1.905	3.59	19.953	71.85	208.930	97.88	2187.762	100.00
0.020	0.00	0.209	0.00	2.188	4.72	22.909	75.70	239.883	98.09	2511.886	100.00
0.023	0.00	0.240	0.00	2.512	6.18	26.303	79.09	275.423	98.30	2884.032	100.00
0.026	0.00	0.275	0.00	2.884	8.05	30.200	82.05	316.228	98.53	3311.311	100.00
0.030	0.00	0.316	0.00	3.311	10.39	34.674	84.62	363.078	98.77	3801.894	100.00
0.035	0.00	0.363	0.00	3.802	13.26	39.811	86.86	416.869	99.02	4365.158	100.00
0.040	0.00	0.417	0.00	4.365	16.68	45.709	88.81	478.630	99.26	5011.872	100.00
0.046	0.00	0.479	0.00	5.012	20.66	52.481	90.52	549.541	99.49	5754.399	100.00
0.052	0.00	0.550	0.06	5.754	25.15	60.256	92.00	630.957	99.69	6606.934	100.00
0.060	0.00	0.631	0.17	6.607	30.09	69.183	93.29	724.436	99.84	7585.776	100.00
0.069	0.00	0.724	0.33	7.586	35.38	79.433	94.38	831.764	99.95	8709.636	100.00
0.079	0.00	0.832	0.53	8.710	40.92	91.201	95.29	954.993	100.00	10000.000	100.00
0.091	0.00	0.955	0.79	10.000	46.56	104.713	96.03	1096.478	100.00		

Operator notes:

Result Analysis Report

Sample Name:
13589-001 LCT5 Cu Conc A-F - Average

SOP Name:
Defaultar

Measured:
September 14, 2012 1:11:37 PM

Sample Source & type:

Measured by:
LR_Malvern1

Analysed:
September 14, 2012 1:11:39 PM

Sample bulk lot ref:
ar

Result Source:
Averaged

Particle Name:
Default

Accessory Name:
Hydro 2000G (A)

Analysis model:
General purpose

Sensitivity:
Enhanced

Particle RI:
1.520

Absorption:
0.1

Size range:
0.020 to 2000.000 um

Obscuration:
11.04 %

Dispersant Name:
Water

Dispersant RI:
1.330

Weighted Residual:
0.308 %

Result Emulation:
Off

Concentration:
0.0099 %Vol

Span :
2.500

Uniformity:
0.788

Result units:
Volume

Specific Surface Area:
1.02 m²/g

Surface Weighted Mean D[3,2]:
5.890 um

Vol. Weighted Mean D[4,3]:
14.621 um

---

d(0.1): 2.865 um **d(0.5):** 11.191 um **D(0.80) : 22.40 µm**

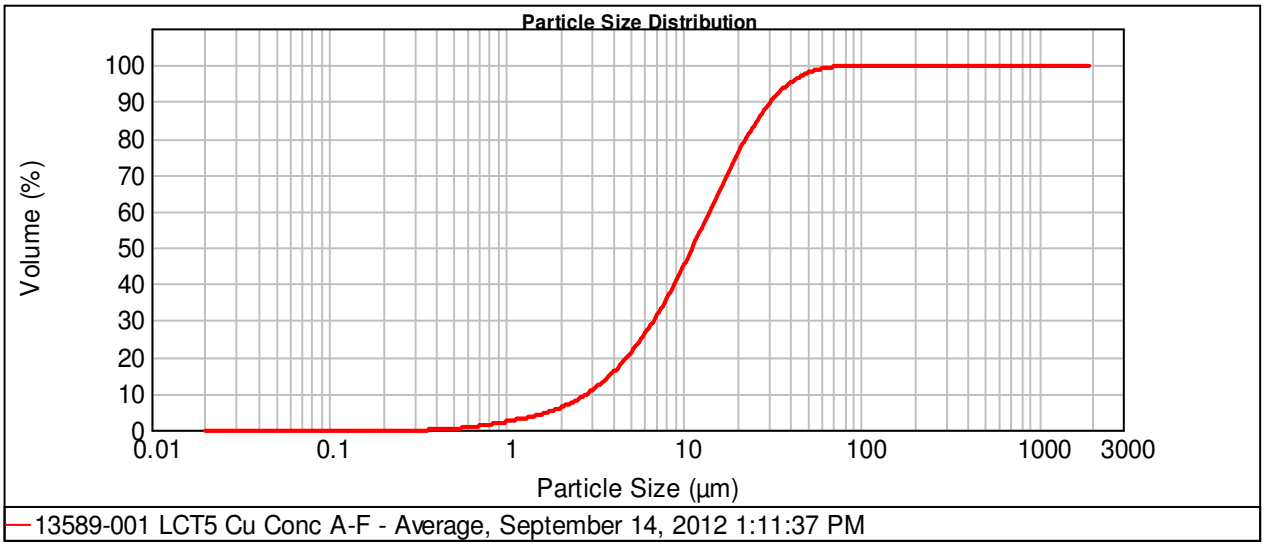

Size (µm)	Vol Under %	Size (µm)	Vol Under %	Size (µm)	Vol Under %	Size (µm)	Vol Under %	Size (µm)	Vol Under %	Size (µm)	Vol Under %
0.010	0.00	0.105	0.00	1.096	2.59	11.482	51.14	120.226	100.00	1258.925	100.00
0.011	0.00	0.120	0.00	1.259	3.17	13.183	57.35	138.038	100.00	1445.440	100.00
0.013	0.00	0.138	0.00	1.445	3.84	15.136	63.60	158.489	100.00	1659.587	100.00
0.015	0.00	0.158	0.00	1.660	4.64	17.378	69.72	181.970	100.00	1905.461	100.00
0.017	0.00	0.182	0.00	1.905	5.63	19.953	75.51	208.930	100.00	2187.762	100.00
0.020	0.00	0.209	0.00	2.188	6.83	22.909	80.82	239.883	100.00	2511.886	100.00
0.023	0.00	0.240	0.00	2.512	8.31	26.303	85.50	275.423	100.00	2884.032	100.00
0.026	0.00	0.275	0.00	2.884	10.10	30.200	89.47	316.228	100.00	3311.311	100.00
0.030	0.00	0.316	0.00	3.311	12.23	34.674	92.69	363.078	100.00	3801.894	100.00
0.035	0.00	0.363	0.01	3.802	14.76	39.811	95.19	416.869	100.00	4365.158	100.00
0.040	0.00	0.417	0.10	4.365	17.70	45.709	97.02	478.630	100.00	5011.872	100.00
0.046	0.00	0.479	0.28	5.012	21.10	52.481	98.29	549.541	100.00	5754.399	100.00
0.052	0.00	0.550	0.53	5.754	24.96	60.256	99.10	630.957	100.00	6606.934	100.00
0.060	0.00	0.631	0.85	6.607	29.31	69.183	99.59	724.436	100.00	7585.776	100.00
0.069	0.00	0.724	1.22	7.586	34.14	79.433	99.85	831.764	100.00	8709.636	100.00
0.079	0.00	0.832	1.63	8.710	39.43	91.201	99.97	954.993	100.00	10000.000	100.00
0.091	0.00	0.955	2.09	10.000	45.12	104.713	100.00	1096.478	100.00		

Operator notes:

Result Analysis Report

Sample Name:
13589-001 LCT5 Pb Cl Conc A-F -

SOP Name:
Defaultar

Measured:
September 14, 2012 12:58:06 PM

Sample Source & type:

Measured by:
LR_Malvern1

Analysed:
September 14, 2012 12:58:08 PM

Sample bulk lot ref:
ar

Result Source:
Averaged

Particle Name:
Default

Accessory Name:
Hydro 2000G (A)

Analysis model:
General purpose

Sensitivity:
Enhanced

Particle RI:
1.520

Absorption:
0.1

Size range:
0.020 to 2000.000 um

Obscuration:
18.17 %

Dispersant Name:
Water

Dispersant RI:
1.330

Weighted Residual:
0.278 %

Result Emulation:
Off

Concentration:
0.0189 %Vol

Span :
4.965

Uniformity:
2.49

Result units:
Volume

Specific Surface Area:
0.852 m²/g

Surface Weighted Mean D[3,2]:
7.044 um

Vol. Weighted Mean D[4,3]:
33.130 um

---

d(0.1): 3.268 um **d(0.5):** 10.935 um **D(0.80) : 29.76 µm**

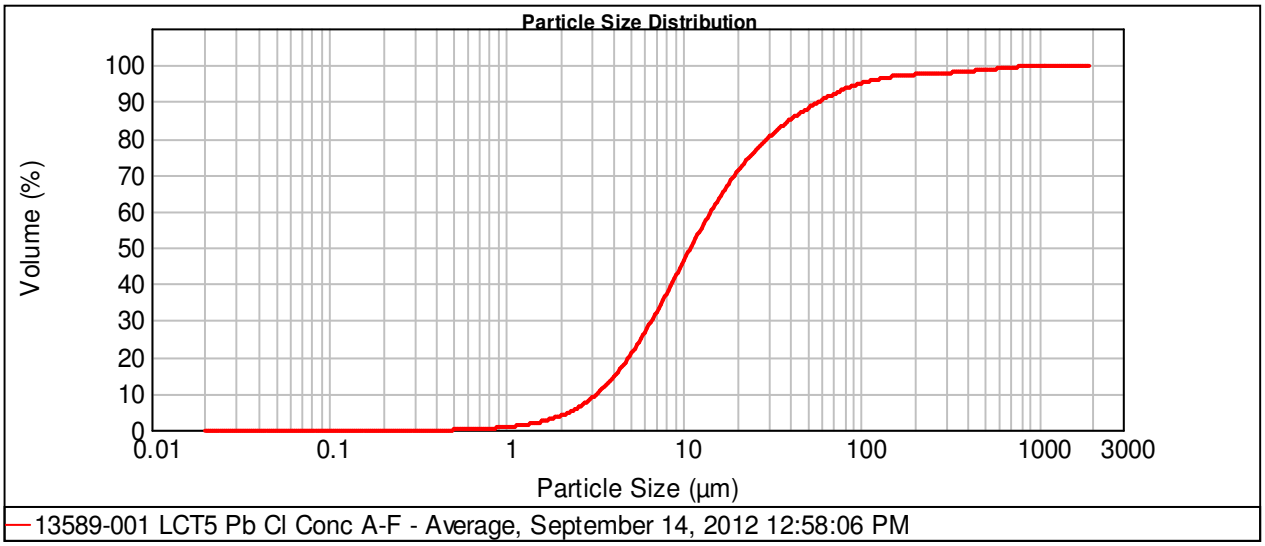

Size (µm)	Vol Under %	Size (µm)	Vol Under %	Size (µm)	Vol Under %	Size (µm)	Vol Under %	Size (µm)	Vol Under %	Size (µm)	Vol Under %
0.010	0.00	0.105	0.00	1.096	1.00	11.482	51.91	120.226	96.08	1258.925	100.00
0.011	0.00	0.120	0.00	1.259	1.38	13.183	57.18	138.038	96.61	1445.440	100.00
0.013	0.00	0.138	0.00	1.445	1.89	15.136	62.10	158.489	96.98	1659.587	100.00
0.015	0.00	0.158	0.00	1.660	2.54	17.378	66.63	181.970	97.23	1905.461	100.00
0.017	0.00	0.182	0.00	1.905	3.40	19.953	70.69	208.930	97.41	2187.762	100.00
0.020	0.00	0.209	0.00	2.188	4.53	22.909	74.30	239.883	97.56	2511.886	100.00
0.023	0.00	0.240	0.00	2.512	6.00	26.303	77.48	275.423	97.71	2884.032	100.00
0.026	0.00	0.275	0.00	2.884	7.88	30.200	80.28	316.228	97.89	3311.311	100.00
0.030	0.00	0.316	0.00	3.311	10.25	34.674	82.77	363.078	98.10	3801.894	100.00
0.035	0.00	0.363	0.00	3.802	13.15	39.811	85.01	416.869	98.35	4365.158	100.00
0.040	0.00	0.417	0.00	4.365	16.60	45.709	87.03	478.630	98.62	5011.872	100.00
0.046	0.00	0.479	0.00	5.012	20.62	52.481	88.87	549.541	98.92	5754.399	100.00
0.052	0.00	0.550	0.03	5.754	25.14	60.256	90.53	630.957	99.21	6606.934	100.00
0.060	0.00	0.631	0.13	6.607	30.10	69.183	92.02	724.436	99.47	7585.776	100.00
0.069	0.00	0.724	0.26	7.586	35.39	79.433	93.33	831.764	99.69	8709.636	100.00
0.079	0.00	0.832	0.45	8.710	40.88	91.201	94.44	954.993	99.86	10000.000	100.00
0.091	0.00	0.955	0.69	10.000	46.44	104.713	95.36	1096.478	99.94		

Operator notes:

Result Analysis Report

Sample Name:
13589-001 LCT6 Cu Conc A-F - Average

SOP Name:
Defaultar

Measured:
September 20, 2012 7:00:04 AM

Sample Source & type:

Measured by:
LR_Malvern1

Analysed:
September 20, 2012 7:00:06 AM

Sample bulk lot ref:
ar

Result Source:
Averaged

Particle Name:
Default

Accessory Name:
Hydro 2000G (A)

Analysis model:
General purpose

Sensitivity:
Enhanced

Particle RI:
1.520

Absorption:
0.1

Size range:
0.020 to 2000.000 um

Obscuration:
14.82 %

Dispersant Name:
Water

Dispersant RI:
1.330

Weighted Residual:
0.290 %

Result Emulation:
Off

Concentration:
0.0154 %Vol

Span :
2.446

Uniformity:
0.777

Result units:
Volume

Specific Surface Area:
0.852 m²/g

Surface Weighted Mean D[3,2]:
7.041 um

Vol. Weighted Mean D[4,3]:
15.388 um

d(0.1): 3.428 um **d(0.5):** 11.699 um **D(0.80) : 23.31 µm**

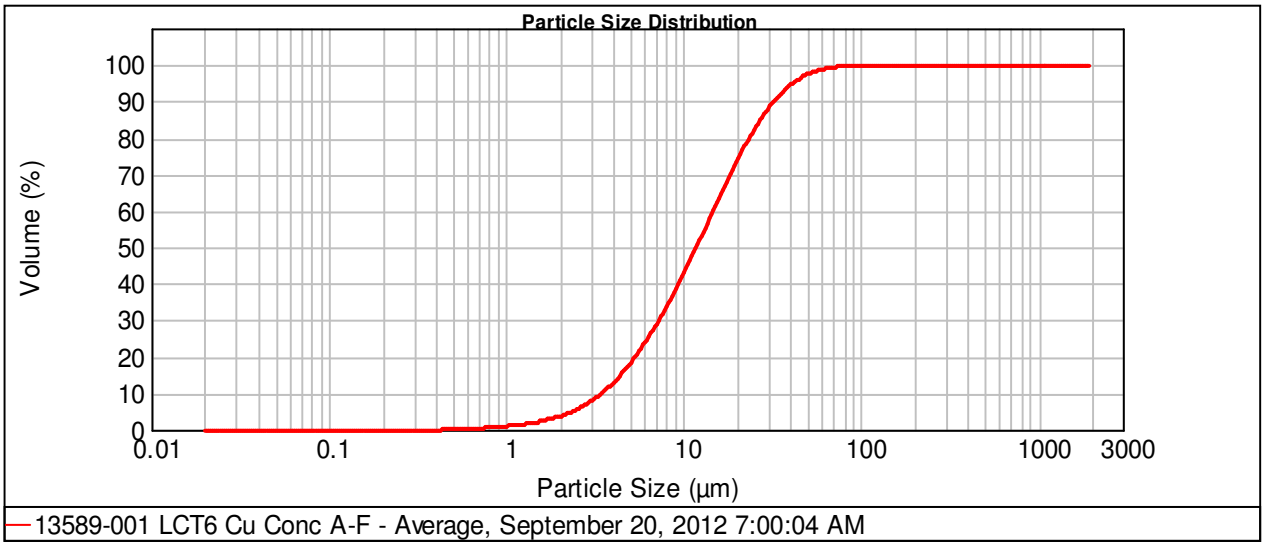

Size (µm)	Vol Under %	Size (µm)	Vol Under %	Size (µm)	Vol Under %	Size (µm)	Vol Under %	Size (µm)	Vol Under %	Size (µm)	Vol Under %
0.010	0.00	0.105	0.00	1.096	1.24	11.482	49.15	120.226	99.95	1258.925	100.00
0.011	0.00	0.120	0.00	1.259	1.59	13.183	55.43	138.038	99.98	1445.440	100.00
0.013	0.00	0.138	0.00	1.445	2.03	15.136	61.76	158.489	100.00	1659.587	100.00
0.015	0.00	0.158	0.00	1.660	2.61	17.378	67.97	181.970	100.00	1905.461	100.00
0.017	0.00	0.182	0.00	1.905	3.37	19.953	73.89	208.930	100.00	2187.762	100.00
0.020	0.00	0.209	0.00	2.188	4.37	22.909	79.36	239.883	100.00	2511.886	100.00
0.023	0.00	0.240	0.00	2.512	5.68	26.303	84.24	275.423	100.00	2884.032	100.00
0.026	0.00	0.275	0.00	2.884	7.34	30.200	88.43	316.228	100.00	3311.311	100.00
0.030	0.00	0.316	0.00	3.311	9.41	34.674	91.88	363.078	100.00	3801.894	100.00
0.035	0.00	0.363	0.00	3.802	11.93	39.811	94.58	416.869	100.00	4365.158	100.00
0.040	0.00	0.417	0.00	4.365	14.93	45.709	96.59	478.630	100.00	5011.872	100.00
0.046	0.00	0.479	0.04	5.012	18.43	52.481	97.99	549.541	100.00	5754.399	100.00
0.052	0.00	0.550	0.15	5.754	22.42	60.256	98.89	630.957	100.00	6606.934	100.00
0.060	0.00	0.631	0.30	6.607	26.91	69.183	99.43	724.436	100.00	7585.776	100.00
0.069	0.00	0.724	0.48	7.586	31.87	79.433	99.72	831.764	100.00	8709.636	100.00
0.079	0.00	0.832	0.70	8.710	37.28	91.201	99.87	954.993	100.00	10000.000	100.00
0.091	0.00	0.955	0.95	10.000	43.06	104.713	99.92	1096.478	100.00		

Operator notes:

Result Analysis Report

Sample Name:
13589-001 LCT6 Pb Cl Conc A-F -

SOP Name:
Defaultar

Measured:
September 20, 2012 6:46:12 AM

Sample Source & type:

Measured by:
LR_Malvern1

Analysed:
September 20, 2012 6:46:14 AM

Sample bulk lot ref:
ar

Result Source:
Averaged

Particle Name:
Default

Accessory Name:
Hydro 2000G (A)

Analysis model:
General purpose

Sensitivity:
Enhanced

Particle RI:
1.520

Absorption:
0.1

Size range:
0.020 to 2000.000 um

Obscuration:
17.77 %

Dispersant Name:
Water

Dispersant RI:
1.330

Weighted Residual:
0.242 %

Result Emulation:
Off

Concentration:
0.0225 %Vol

Span :
4.932

Uniformity:
2.03

Result units:
Volume

Specific Surface Area:
0.696 m²/g

Surface Weighted Mean D[3,2]:
8.621 um

Vol. Weighted Mean D[4,3]:
34.368 um

---

d(0.1): 3.960 um **d(0.5):** 13.426 um **D(0.80) : 41.01 µm**

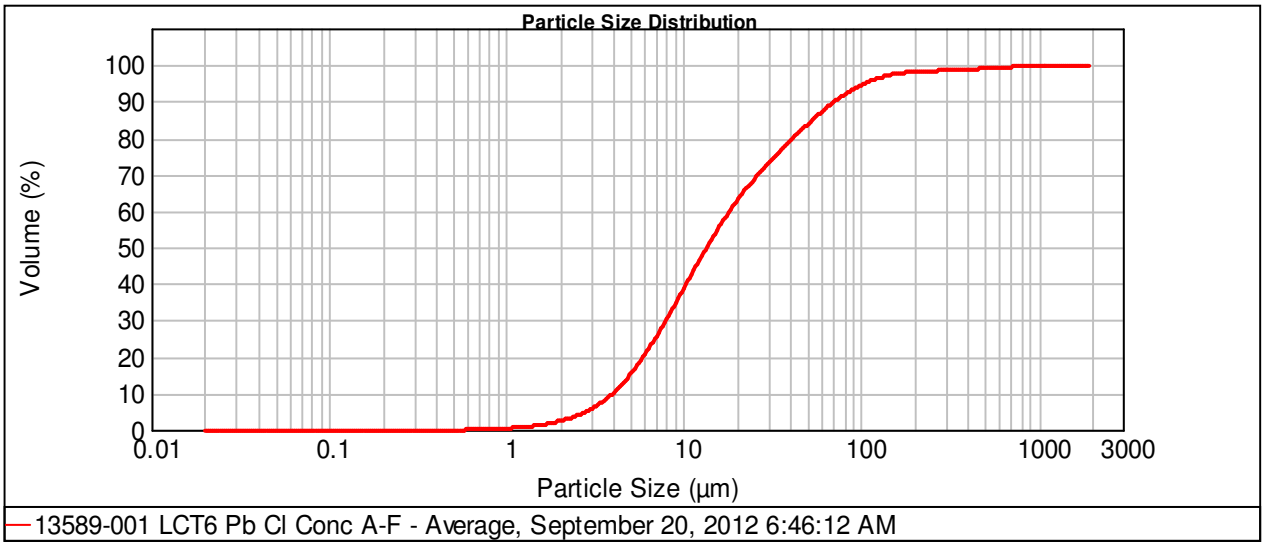

Size (µm)	Vol Under %	Size (µm)	Vol Under %	Size (µm)	Vol Under %	Size (µm)	Vol Under %	Size (µm)	Vol Under %	Size (µm)	Vol Under %
0.010	0.00	0.105	0.00	1.096	0.58	11.482	44.18	120.226	96.23	1258.925	99.96
0.011	0.00	0.120	0.00	1.259	0.83	13.183	49.33	138.038	97.05	1445.440	100.00
0.013	0.00	0.138	0.00	1.445	1.15	15.136	54.22	158.489	97.61	1659.587	100.00
0.015	0.00	0.158	0.00	1.660	1.58	17.378	58.76	181.970	97.97	1905.461	100.00
0.017	0.00	0.182	0.00	1.905	2.14	19.953	62.92	208.930	98.20	2187.762	100.00
0.020	0.00	0.209	0.00	2.188	2.90	22.909	66.71	239.883	98.35	2511.886	100.00
0.023	0.00	0.240	0.00	2.512	3.91	26.303	70.19	275.423	98.47	2884.032	100.00
0.026	0.00	0.275	0.00	2.884	5.26	30.200	73.42	316.228	98.59	3311.311	100.00
0.030	0.00	0.316	0.00	3.311	7.01	34.674	76.47	363.078	98.73	3801.894	100.00
0.035	0.00	0.363	0.00	3.802	9.24	39.811	79.39	416.869	98.89	4365.158	100.00
0.040	0.00	0.417	0.00	4.365	12.01	45.709	82.20	478.630	99.06	5011.872	100.00
0.046	0.00	0.479	0.00	5.012	15.34	52.481	84.89	549.541	99.24	5754.399	100.00
0.052	0.00	0.550	0.00	5.754	19.23	60.256	87.43	630.957	99.42	6606.934	100.00
0.060	0.00	0.631	0.02	6.607	23.63	69.183	89.77	724.436	99.59	7585.776	100.00
0.069	0.00	0.724	0.10	7.586	28.45	79.433	91.86	831.764	99.73	8709.636	100.00
0.079	0.00	0.832	0.22	8.710	33.59	91.201	93.64	954.993	99.83	10000.000	100.00
0.091	0.00	0.955	0.38	10.000	38.88	104.713	95.10	1096.478	99.90		

Operator notes:

MASTERSIZER 2000 150

Result Analysis Report

Sample Name:
13589-001 LCT-7 Comb Cu Prod -

SOP Name:
Defaultar

Measured:
September 24, 2012 8:23:44 AM

Sample Source & type:

Measured by:
LR_Malvern1

Analysed:
September 24, 2012 8:23:46 AM

Sample bulk lot ref:
ar

Result Source:
Averaged

Particle Name:
Default

Accessory Name:
Hydro 2000G (A)

Analysis model:
General purpose

Sensitivity:
Enhanced

Particle RI:
1.520

Absorption:
0.1

Size range:
0.020 to 2000.000 um

Obscuration:
13.70 %

Dispersant Name:
Water

Dispersant RI:
1.330

Weighted Residual:
0.285 %

Result Emulation:
Off

Concentration:
0.0141 %Vol

Span :
2.418

Uniformity:
0.76

Result units:
Volume

Specific Surface Area:
0.867 m²/g

Surface Weighted Mean D[3,2]:
6.923 um

Vol. Weighted Mean D[4,3]:
15.480 um

---

d(0.1): 3.403 um **d(0.5):** 11.957 um **D(0.80) : 23.65 µm**

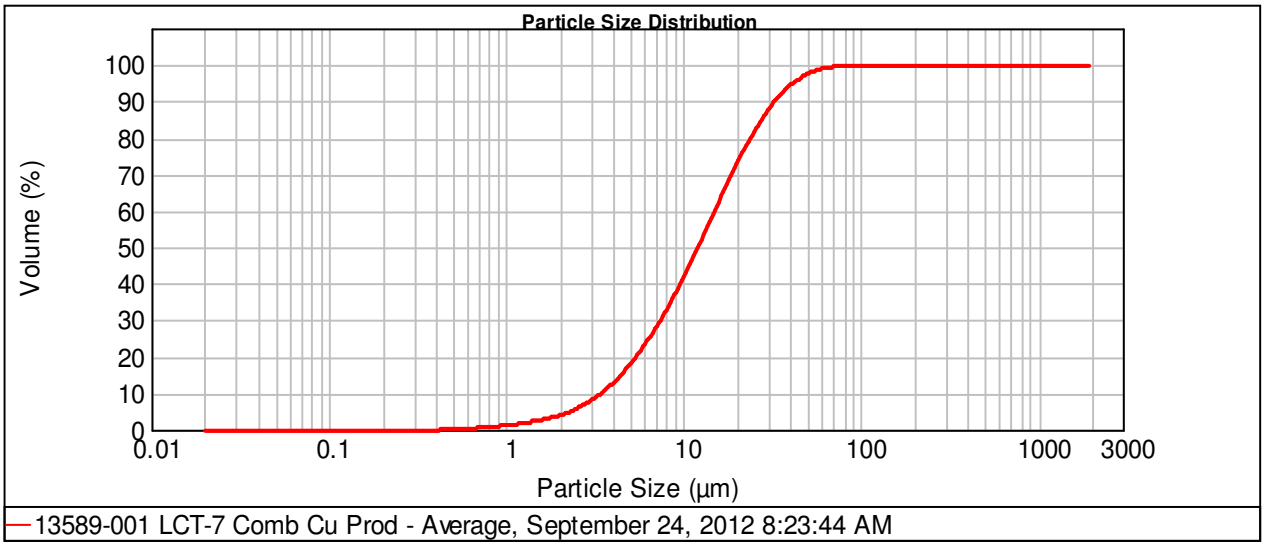

Size (µm)	Vol Under %	Size (µm)	Vol Under %	Size (µm)	Vol Under %	Size (µm)	Vol Under %	Size (µm)	Vol Under %	Size (µm)	Vol Under %
0.010	0.00	0.105	0.00	1.096	1.50	11.482	48.17	120.226	100.00	1258.925	100.00
0.011	0.00	0.120	0.00	1.259	1.87	13.183	54.46	138.038	100.00	1445.440	100.00
0.013	0.00	0.138	0.00	1.445	2.33	15.136	60.84	158.489	100.00	1659.587	100.00
0.015	0.00	0.158	0.00	1.660	2.92	17.378	67.14	181.970	100.00	1905.461	100.00
0.017	0.00	0.182	0.00	1.905	3.68	19.953	73.18	208.930	100.00	2187.762	100.00
0.020	0.00	0.209	0.00	2.188	4.68	22.909	78.79	239.883	100.00	2511.886	100.00
0.023	0.00	0.240	0.00	2.512	5.95	26.303	83.82	275.423	100.00	2884.032	100.00
0.026	0.00	0.275	0.00	2.884	7.57	30.200	88.15	316.228	100.00	3311.311	100.00
0.030	0.00	0.316	0.00	3.311	9.56	34.674	91.73	363.078	100.00	3801.894	100.00
0.035	0.00	0.363	0.00	3.802	11.97	39.811	94.55	416.869	100.00	4365.158	100.00
0.040	0.00	0.417	0.00	4.365	14.83	45.709	96.64	478.630	100.00	5011.872	100.00
0.046	0.00	0.479	0.10	5.012	18.17	52.481	98.09	549.541	100.00	5754.399	100.00
0.052	0.00	0.550	0.24	5.754	22.00	60.256	99.03	630.957	100.00	6606.934	100.00
0.060	0.00	0.631	0.43	6.607	26.33	69.183	99.58	724.436	100.00	7585.776	100.00
0.069	0.00	0.724	0.65	7.586	31.14	79.433	99.86	831.764	100.00	8709.636	100.00
0.079	0.00	0.832	0.91	8.710	36.42	91.201	99.97	954.993	100.00	10000.000	100.00
0.091	0.00	0.955	1.19	10.000	42.12	104.713	100.00	1096.478	100.00		

Operator notes:

Result Analysis Report

Sample Name:
13589-001 LCT-7 Comb Cu Prod -

SOP Name:
Defaultar

Measured:
September 24, 2012 8:23:44 AM

Sample Source & type:

Measured by:
LR_Malvern1

Analysed:
September 24, 2012 8:23:46 AM

Sample bulk lot ref:
ar

Result Source:
Averaged

Particle Name:
Default

Accessory Name:
Hydro 2000G (A)

Analysis model:
General purpose

Sensitivity:
Enhanced

Particle RI:
1.520

Absorption:
0.1

Size range:
0.020 to 2000.000 um

Obscuration:
13.70 %

Dispersant Name:
Water

Dispersant RI:
1.330

Weighted Residual:
0.285 %

Result Emulation:
Off

Concentration:
0.0141 %Vol

Span :
2.418

Uniformity:
0.76

Result units:
Volume

Specific Surface Area:
0.867 m²/g

Surface Weighted Mean D[3,2]:
6.923 um

Vol. Weighted Mean D[4,3]:
15.480 um

---

d(0.1): 3.403 um **d(0.5):** 11.957 um **D(0.80) : 23.65 µm**

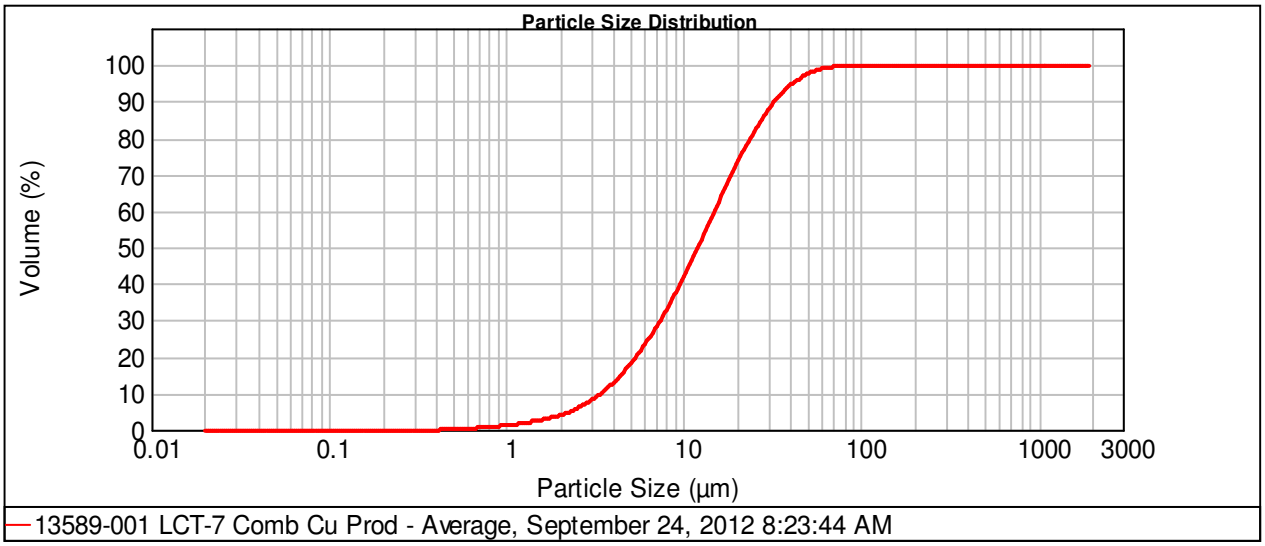

Size (µm)	Vol Under %	Size (µm)	Vol Under %	Size (µm)	Vol Under %	Size (µm)	Vol Under %	Size (µm)	Vol Under %	Size (µm)	Vol Under %
0.010	0.00	0.105	0.00	1.096	1.50	11.482	48.17	120.226	100.00	1258.925	100.00
0.011	0.00	0.120	0.00	1.259	1.87	13.183	54.46	138.038	100.00	1445.440	100.00
0.013	0.00	0.138	0.00	1.445	2.33	15.136	60.84	158.489	100.00	1659.587	100.00
0.015	0.00	0.158	0.00	1.660	2.92	17.378	67.14	181.970	100.00	1905.461	100.00
0.017	0.00	0.182	0.00	1.905	3.68	19.953	73.18	208.930	100.00	2187.762	100.00
0.020	0.00	0.209	0.00	2.188	4.68	22.909	78.79	239.883	100.00	2511.886	100.00
0.023	0.00	0.240	0.00	2.512	5.95	26.303	83.82	275.423	100.00	2884.032	100.00
0.026	0.00	0.275	0.00	2.884	7.57	30.200	88.15	316.228	100.00	3311.311	100.00
0.030	0.00	0.316	0.00	3.311	9.56	34.674	91.73	363.078	100.00	3801.894	100.00
0.035	0.00	0.363	0.00	3.802	11.97	39.811	94.55	416.869	100.00	4365.158	100.00
0.040	0.00	0.417	0.00	4.365	14.83	45.709	96.64	478.630	100.00	5011.872	100.00
0.046	0.00	0.479	0.10	5.012	18.17	52.481	98.09	549.541	100.00	5754.399	100.00
0.052	0.00	0.550	0.24	5.754	22.00	60.256	99.03	630.957	100.00	6606.934	100.00
0.060	0.00	0.631	0.43	6.607	26.33	69.183	99.58	724.436	100.00	7585.776	100.00
0.069	0.00	0.724	0.65	7.586	31.14	79.433	99.86	831.764	100.00	8709.636	100.00
0.079	0.00	0.832	0.91	8.710	36.42	91.201	99.97	954.993	100.00	10000.000	100.00
0.091	0.00	0.955	1.19	10.000	42.12	104.713	100.00	1096.478	100.00		

Operator notes:

Result Analysis Report

Sample Name:
13589-001 LCT-7 Comb Pb Prod -

SOP Name:
Defaultar

Measured:
September 24, 2012 7:22:27 AM

Sample Source & type:

Measured by:
LR_Malvern1

Analysed:
September 24, 2012 7:22:29 AM

Sample bulk lot ref:
ar

Result Source:
Averaged

Particle Name:
Default

Accessory Name:
Hydro 2000G (A)

Analysis model:
General purpose

Sensitivity:
Enhanced

Particle RI:
1.520

Absorption:
0.1

Size range:
0.020 to 2000.000 um

Obscuration:
13.41 %

Dispersant Name:
Water

Dispersant RI:
1.330

Weighted Residual:
0.276 %

Result Emulation:
Off

Concentration:
0.0133 %Vol

Span :
3.697

Uniformity:
1.22

Result units:
Volume

Specific Surface Area:
0.871 m²/g

Surface Weighted Mean D[3,2]:
6.888 um

Vol. Weighted Mean D[4,3]:
18.585 um

---

d(0.1): 3.285 um **d(0.5):** 10.563 um **D(0.80) : 25.51 µm**

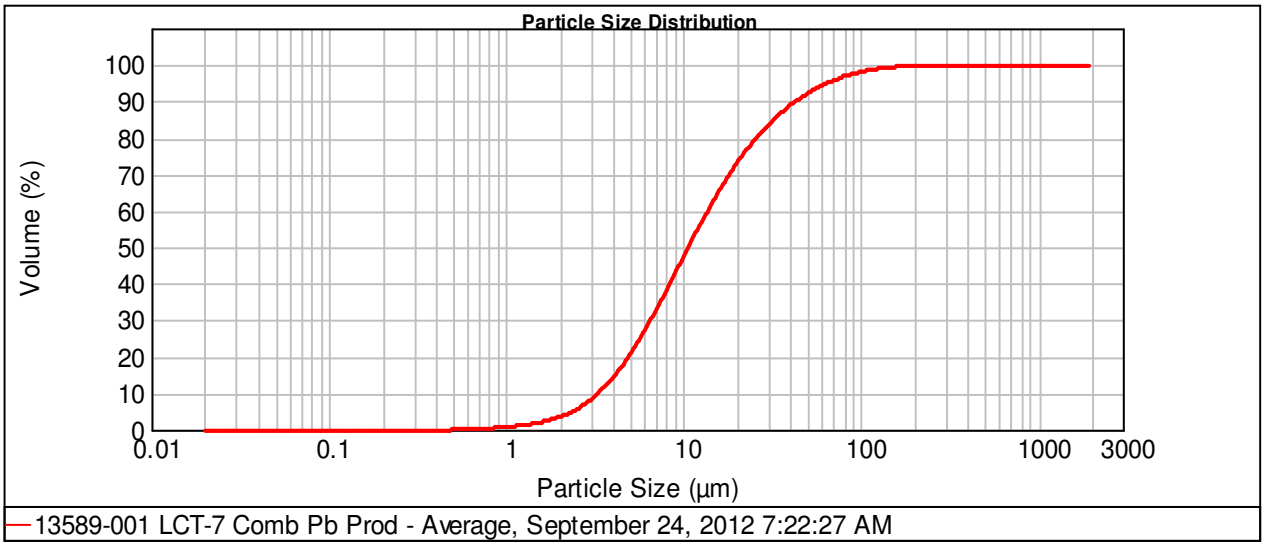

Size (µm)	Vol Under %	Size (µm)	Vol Under %	Size (µm)	Vol Under %	Size (µm)	Vol Under %	Size (µm)	Vol Under %	Size (µm)	Vol Under %
0.010	0.00	0.105	0.00	1.096	1.01	11.482	53.41	120.226	98.92	1258.925	100.00
0.011	0.00	0.120	0.00	1.259	1.36	13.183	58.89	138.038	99.32	1445.440	100.00
0.013	0.00	0.138	0.00	1.445	1.81	15.136	64.08	158.489	99.60	1659.587	100.00
0.015	0.00	0.158	0.00	1.660	2.41	17.378	68.89	181.970	99.80	1905.461	100.00
0.017	0.00	0.182	0.00	1.905	3.22	19.953	73.27	208.930	99.92	2187.762	100.00
0.020	0.00	0.209	0.00	2.188	4.32	22.909	77.23	239.883	100.00	2511.886	100.00
0.023	0.00	0.240	0.00	2.512	5.79	26.303	80.75	275.423	100.00	2884.032	100.00
0.026	0.00	0.275	0.00	2.884	7.71	30.200	83.87	316.228	100.00	3311.311	100.00
0.030	0.00	0.316	0.00	3.311	10.16	34.674	86.62	363.078	100.00	3801.894	100.00
0.035	0.00	0.363	0.00	3.802	13.18	39.811	89.03	416.869	100.00	4365.158	100.00
0.040	0.00	0.417	0.00	4.365	16.79	45.709	91.13	478.630	100.00	5011.872	100.00
0.046	0.00	0.479	0.00	5.012	20.98	52.481	92.93	549.541	100.00	5754.399	100.00
0.052	0.00	0.550	0.07	5.754	25.69	60.256	94.47	630.957	100.00	6606.934	100.00
0.060	0.00	0.631	0.17	6.607	30.84	69.183	95.76	724.436	100.00	7585.776	100.00
0.069	0.00	0.724	0.33	7.586	36.31	79.433	96.83	831.764	100.00	8709.636	100.00
0.079	0.00	0.832	0.51	8.710	41.99	91.201	97.69	954.993	100.00	10000.000	100.00
0.091	0.00	0.955	0.74	10.000	47.74	104.713	98.38	1096.478	100.00		

Operator notes:

Result Analysis Report

Sample Name:
13589-001 LCT8 Comb Cu Conc -

SOP Name:
Defaultar

Measured:
November 27, 2012 11:05:39 AM

Sample Source & type:

Measured by:
LR_Malvern1

Analysed:
November 27, 2012 11:05:41 AM

Sample bulk lot ref:
ar

Result Source:
Averaged

Particle Name:
Default

Accessory Name:
Hydro 2000G (A)

Analysis model:
General purpose

Sensitivity:
Enhanced

Particle RI:
1.520

Absorption:
0.1

Size range:
0.020 to 2000.000 um

Obscuration:
11.86 %

Dispersant Name:
Water

Dispersant RI:
1.330

Weighted Residual:
0.264 %

Result Emulation:
Off

Concentration:
0.0128 %Vol

Span :
2.497

Uniformity:
0.783

Result units:
Volume

Specific Surface Area:
0.843 m²/g

Surface Weighted Mean D[3,2]:
7.117 um

Vol. Weighted Mean D[4,3]:
18.383 um

---

d(0.1): 3.460 um **d(0.5):** 14.247 um **D(0.80) : 28.69 µm**

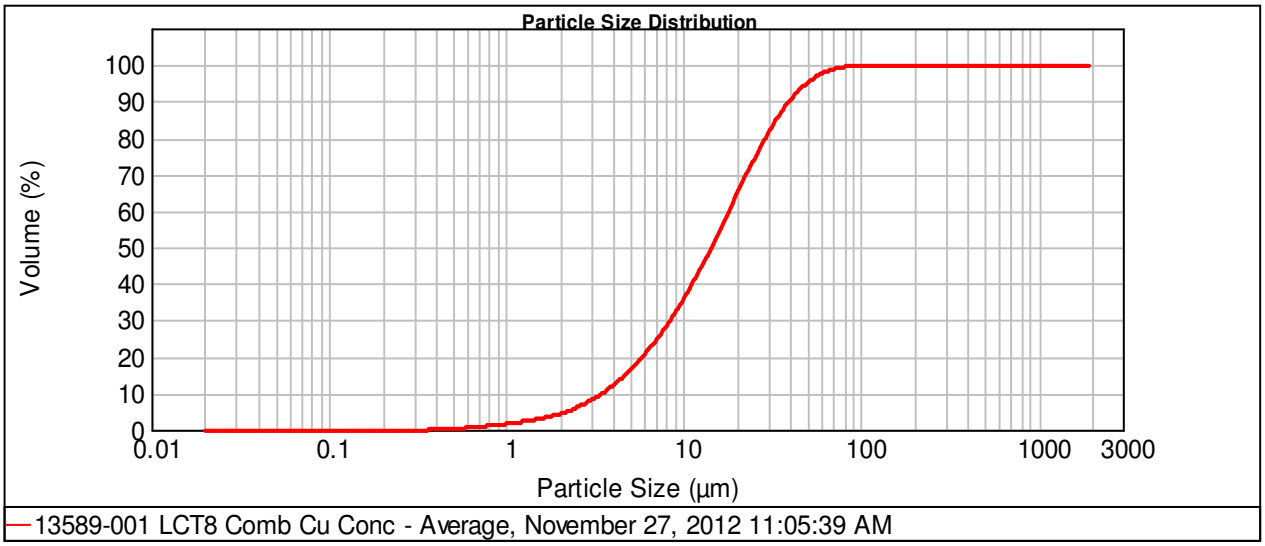

Size (µm)	Vol Under %	Size (µm)	Vol Under %	Size (µm)	Vol Under %	Size (µm)	Vol Under %	Size (µm)	Vol Under %	Size (µm)	Vol Under %
0.010	0.00	0.105	0.00	1.096	1.92	11.482	41.21	120.226	100.00	1258.925	100.00
0.011	0.00	0.120	0.00	1.259	2.31	13.183	46.74	138.038	100.00	1445.440	100.00
0.013	0.00	0.138	0.00	1.445	2.77	15.136	52.60	158.489	100.00	1659.587	100.00
0.015	0.00	0.158	0.00	1.660	3.34	17.378	58.67	181.970	100.00	1905.461	100.00
0.017	0.00	0.182	0.00	1.905	4.07	19.953	64.81	208.930	100.00	2187.762	100.00
0.020	0.00	0.209	0.00	2.188	5.01	22.909	70.85	239.883	100.00	2511.886	100.00
0.023	0.00	0.240	0.00	2.512	6.18	26.303	76.61	275.423	100.00	2884.032	100.00
0.026	0.00	0.275	0.00	2.884	7.63	30.200	81.90	316.228	100.00	3311.311	100.00
0.030	0.00	0.316	0.00	3.311	9.38	34.674	86.57	363.078	100.00	3801.894	100.00
0.035	0.00	0.363	0.01	3.802	11.45	39.811	90.51	416.869	100.00	4365.158	100.00
0.040	0.00	0.417	0.09	4.365	13.86	45.709	93.67	478.630	100.00	5011.872	100.00
0.046	0.00	0.479	0.24	5.012	16.62	52.481	96.07	549.541	100.00	5754.399	100.00
0.052	0.00	0.550	0.44	5.754	19.73	60.256	97.77	630.957	100.00	6606.934	100.00
0.060	0.00	0.631	0.68	6.607	23.21	69.183	98.88	724.436	100.00	7585.776	100.00
0.069	0.00	0.724	0.96	7.586	27.08	79.433	99.54	831.764	100.00	8709.636	100.00
0.079	0.00	0.832	1.26	8.710	31.37	91.201	99.88	954.993	100.00	10000.000	100.00
0.091	0.00	0.955	1.58	10.000	36.08	104.713	99.98	1096.478	100.00		

Operator notes:

Result Analysis Report

Sample Name:
13589-001 LCT8 Comb Pb Cl Conc -

SOP Name:
Defaultar

Measured:
November 27, 2012 10:36:39 AM

Sample Source & type:

Measured by:
LR_Malvern1

Analysed:
November 27, 2012 10:36:41 AM

Sample bulk lot ref:
ar

Result Source:
Averaged

Particle Name:
Default

Accessory Name:
Hydro 2000G (A)

Analysis model:
General purpose

Sensitivity:
Enhanced

Particle RI:
1.520

Absorption:
0.1

Size range:
0.020 to 2000.000 um

Obscuration:
18.69 %

Dispersant Name:
Water

Dispersant RI:
1.330

Weighted Residual:
0.342 %

Result Emulation:
Off

Concentration:
0.0194 %Vol

Span :
4.453

Uniformity:
2.44

Result units:
Volume

Specific Surface Area:
0.878 m²/g

Surface Weighted Mean D[3,2]:
6.833 um

Vol. Weighted Mean D[4,3]:
34.288 um

---

d(0.1): 3.196 um **d(0.5):** 11.586 um **D(0.80) : 29.74 µm**

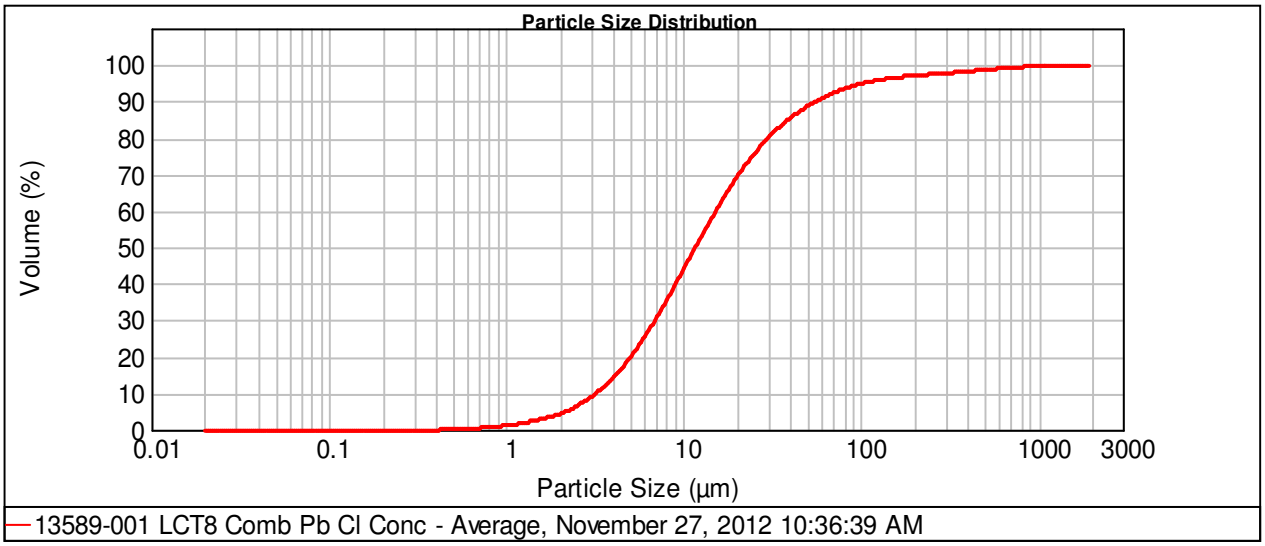

Size (µm)	Vol Under %	Size (µm)	Vol Under %	Size (µm)	Vol Under %	Size (µm)	Vol Under %	Size (µm)	Vol Under %	Size (µm)	Vol Under %
0.010	0.00	0.105	0.00	1.096	1.48	11.482	49.64	120.226	95.81	1258.925	99.96
0.011	0.00	0.120	0.00	1.259	1.93	13.183	54.99	138.038	96.27	1445.440	100.00
0.013	0.00	0.138	0.00	1.445	2.48	15.136	60.14	158.489	96.62	1659.587	100.00
0.015	0.00	0.158	0.00	1.660	3.18	17.378	64.99	181.970	96.90	1905.461	100.00
0.017	0.00	0.182	0.00	1.905	4.07	19.953	69.47	208.930	97.14	2187.762	100.00
0.020	0.00	0.209	0.00	2.188	5.20	22.909	73.53	239.883	97.37	2511.886	100.00
0.023	0.00	0.240	0.00	2.512	6.63	26.303	77.14	275.423	97.60	2884.032	100.00
0.026	0.00	0.275	0.00	2.884	8.41	30.200	80.34	316.228	97.84	3311.311	100.00
0.030	0.00	0.316	0.00	3.311	10.61	34.674	83.13	363.078	98.10	3801.894	100.00
0.035	0.00	0.363	0.00	3.802	13.26	39.811	85.55	416.869	98.37	4365.158	100.00
0.040	0.00	0.417	0.00	4.365	16.41	45.709	87.66	478.630	98.64	5011.872	100.00
0.046	0.00	0.479	0.08	5.012	20.06	52.481	89.48	549.541	98.91	5754.399	100.00
0.052	0.00	0.550	0.20	5.754	24.18	60.256	91.05	630.957	99.16	6606.934	100.00
0.060	0.00	0.631	0.36	6.607	28.73	69.183	92.39	724.436	99.39	7585.776	100.00
0.069	0.00	0.724	0.56	7.586	33.66	79.433	93.52	831.764	99.58	8709.636	100.00
0.079	0.00	0.832	0.81	8.710	38.86	91.201	94.46	954.993	99.74	10000.000	100.00
0.091	0.00	0.955	1.11	10.000	44.23	104.713	95.22	1096.478	99.86		

Operator notes:

Appendix G – Environmental Results

SGS Canada Inc.
P.O. Box 4300 - 185 Concession St.
Lakefield - Ontario - KOL 2HO
Phone: 705-652-2000 FAX: 705-652-6365

Project : CALR-13589-001

December-12-12

Environmental Met
Attn : Barb Bowman

Date Rec. : 23 October 2012
LR Report: **CA11314-OCT12**

Copy: #2

CERTIFICATE OF ANALYSIS

Final Report - Revised

Analysis	3: Analysis Approval Date	4: Analysis Approval Time	5: LCT-1 Zn 1st Cl Tls	6: LCT-1 Zn Ro Tls
Silicon [%]	26-Oct-12	10:57	11.2	28.1
Mercury [µg/g]	30-Oct-12	11:20	< 0.1	< 0.1
Silver [µg/g]	08-Nov-12	08:54	21	4.1
Aluminum [µg/g]	03-Nov-12	20:25	19000	38000
Arsenic [µg/g]	09-Dec-12	18:31	17000	710
Boron [µg/g]	08-Nov-12	08:54	25	49
Barium [µg/g]	08-Nov-12	08:54	480	1300
Beryllium [µg/g]	08-Nov-12	08:54	0.52	1.0
Bismuth [µg/g]	08-Nov-12	08:54	140	27
Calcium [µg/g]	03-Nov-12	20:25	51000	79000
Cadmium [µg/g]	08-Nov-12	08:54	300	5.0
Cobalt [µg/g]	08-Nov-12	08:54	69	4.6
Chromium [µg/g]	08-Nov-12	08:54	490	100
Copper [µg/g]	07-Nov-12	11:17	2100	170
Indium [µg/g]	07-Nov-12	13:21	21	0.58
Iron [µg/g]	16-Nov-12	14:04	300000	31000
Potassium [µg/g]	03-Nov-12	20:25	9000	19000
Lithium [µg/g]	08-Nov-12	08:54	24	35
Magnesium [µg/g]	03-Nov-12	20:26	12000	21000
Manganese [µg/g]	08-Nov-12	08:54	1300	1900
Molybdenum [µg/g]	08-Nov-12	08:54	12	6.0
Sodium [µg/g]	03-Nov-12	20:33	280	1200
Nickel [µg/g]	08-Nov-12	08:54	320	25
Phosphorus [µg/g]	03-Nov-12	20:26	380	800
Lead [µg/g]	08-Nov-12	08:54	810	220
Antimony [µg/g]	08-Nov-12	08:54	26	10
Selenium [µg/g]	08-Nov-12	08:54	120	5.6
Tin [µg/g]	08-Nov-12	08:54	240	230
Strontium [µg/g]	08-Nov-12	08:54	90	160
Thorium [µg/g]	08-Nov-12	08:54	2.8	7.7

OnLine LIMS

Data reported represents the sample submitted to SGS. Reproduction of this analytical report in full or in part is prohibited without prior written approval. Please refer to SGS General Conditions of Services located at http://www.sgs.com/terms_and_conditions_service.htm. (Printed copies are available upon request.)
Test method information available upon request. "Temperature Upon Receipt" is representative of the whole shipment and may not reflect the temperature of individual samples.

SGS Canada Inc.
P.O. Box 4300 - 185 Concession St.
Lakefield - Ontario - KOL 2HO
Phone: 705-652-2000 FAX: 705-652-6365

Project : CALR-13589-001

LR Report : **CA11314-OCT12**

Analysis	3: Analysis Approval Date	4: Analysis Approval Time	5: LCT-1 Zn 1st Cl Tls	6: LCT-1 Zn Ro Tls
Titanium [µg/g]	08-Nov-12	08:54	1300	2400
Thallium [µg/g]	08-Nov-12	08:54	0.43	0.70
Uranium [µg/g]	08-Nov-12	08:54	1.7	2.8
Vanadium [µg/g]	08-Nov-12	08:54	47	100
Tungsten [µg/g]	08-Nov-12	08:54	3.8	4.3
Yttrium [µg/g]	08-Nov-12	08:54	10	19
Zinc [µg/g]	08-Nov-12	08:54	20000	370

Revised sample identification Dec. 12/12

Dianne Griffin
Project Specialist

OnLine LIMS

Data reported represents the sample submitted to SGS. Reproduction of this analytical report in full or in part is prohibited without prior written approval. Please refer to SGS General Conditions of Services located at http://www.sgs.com/terms_and_conditions_service.htm. (Printed copies are available upon request.)
Test method information available upon request. "Temperature Upon Receipt" is representative of the whole shipment and may not reflect the temperature of individual samples.

Modified ABA (Price 1997)

Project : CALR-13589-001

SGS Canada Inc.
P.O. Box 4300 - 185 Concession St.
Lakefield - Ontario - KOL 2HO
Phone: 705-652-2000 FAX: 705-652-6365

December-12-12

Environmental Met
Attn : Barb Bowman

Date Rec. : 23 October 2012
LR Report: **CA11315-OCT12**

Copy: #2

CERTIFICATE OF ANALYSIS

Final Report - Revised

Analysis	3: Analysis Approval Date	4: Analysis Approval Time	5: LCT-1 Zn 1st Cl Tls	6: LCT-1 Zn Ro Tls
Paste pH [units]	03-Nov-12	16:35	8.07	9.85
Fizz Rate [---]	03-Nov-12	16:35	4	4
Sample weight [g]	03-Nov-12	16:35	2.04	2.00
HCl added [mL]	03-Nov-12	16:35	67.80	54.20
HCl [Normality]	03-Nov-12	16:35	0.10	0.10
NaOH [Normality]	03-Nov-12	16:35	0.10	0.10
NaOH to pH=8.3 [mL]	03-Nov-12	16:35	38.88	29.04
Final pH [units]	03-Nov-12	16:35	1.89	1.58
NP [t CaCO3/1000 t]	03-Nov-12	16:35	70.9	62.9
AP [t CaCO3/1000 t]	---	---	370	21.7
Net NP [t CaCO3/1000 t]	---	---	-299	41.2
NP/AP [ratio]	---	---	0.19	2.90
Sulphur (total) [%]	01-Nov-12	06:18	19.3	0.914
Acid Leachable SO4-S [%]	---	---	7.43	0.22
Sulphide [%]	01-Nov-12	06:18	11.8	0.69
Carbon (total) [%]	01-Nov-12	06:14	0.696	0.658
Carbonate [%]	01-Nov-12	06:14	1.22	2.46

Revised sample identification Dec. 12/12

Dianne Griffin
Project Specialist

OnLine LIMS

Data reported represents the sample submitted to SGS. Reproduction of this analytical report in full or in part is prohibited without prior written approval. Please refer to SGS General Conditions of Services located at http://www.sgs.com/terms_and_conditions_service.htm. (Printed copies are available upon request.)
Test method information available upon request. "Temperature Upon Receipt" is representative of the whole shipment and may not reflect the temperature of individual samples.

SGS Canada Inc.
P.O. Box 4300 - 185 Concession St.
Lakefield - Ontario - KOL 2HO
Phone: 705-652-2000 FAX: 705-652-6365

NAG Test

Project : CALR-13589-001

December-12-12

Environmental Met
Attn : Barb Bowman

Date Rec. : 23 October 2012
LR Report: **CA11316-OCT12**

Copy: #2

CERTIFICATE OF ANALYSIS

Final Report - Revised

Analysis	3: Analysis Approval Date	4: Analysis Approval Time	5: LCT-1 Zn 1st Cl Tls	6: LCT-1 Zn Ro Tls
Sample weight [g]	09-Nov-12	09:33	1.52	1.48
Volume H2O2 [mL]	09-Nov-12	09:33	150	150
Final pH [units]	09-Nov-12	09:33	3.06	10.34
NaOH [Normality]	09-Nov-12	09:33	0.10	0.10
Volume NaOH to pH 4.5 [mL]	09-Nov-12	09:33	4.16	0.00
Volume NaOH to pH 7.0 [mL]	09-Nov-12	09:33	17.22	0.00
NAG (pH 4.5) [kg H2SO4/tonne]	09-Nov-12	09:33	13	0
NAG (pH 7.0) [kg H2SO4/tonne]	09-Nov-12	09:33	56	0

Revised sample identification Dec. 12/12

Dianne Griffin
Project Specialist

OnLine LIMS

Data reported represents the sample submitted to SGS. Reproduction of this analytical report in full or in part is prohibited without prior written approval. Please refer to SGS General Conditions of Services located at http://www.sgs.com/terms_and_conditions_service.htm. (Printed copies are available upon request.)
Test method information available upon request. "Temperature Upon Receipt" is representative of the whole shipment and may not reflect the temperature of individual samples.

SGS Canada Inc.
P.O. Box 4300 - 185 Concession St.
Lakefield - Ontario - KOL 2HO
Phone: 705-652-2000 FAX: 705-652-6365

Project : CALR-13589-001

October-31-12

Environmental Met
Attn : Barb Bowman

Date Rec. : 18 October 2012
LR Report: **CA11272-OCT12**
Reference: 13589-001-02

Copy: #1

CERTIFICATE OF ANALYSIS
Final Report

Analysis	3: Analysis Approval Date	4: Analysis Approval Time	5: Oct 18/12 LCT1 Comb Tls Day 0	6: Oct 18/12 DUP LCT1 Comb Tls Day 0
Sample Date & Time			18-Oct-12	18-Oct-12
Temperature Upon Receipt [°C]	---	---	20.0	20.0
Total Suspended Solids [mg/L]	25-Oct-12	12:09	22	29
pH [units]	22-Oct-12	14:49	10.3	10.3
Conductivity [µS/cm]	22-Oct-12	14:49	917	915
Alkalinity [mg/L as CaCO3]	22-Oct-12	14:49	51	54
Acidity [mg/L as CaCO3]	22-Oct-12	14:49	80	80
Total Dissolved Solids [mg/L]	19-Oct-12	14:55	700	751
Fluoride [mg/L]	22-Oct-12	10:15	0.55	0.54
Phosphorus (total reactive) [mg/L]	23-Oct-12	12:25	0.19	0.20
Chloride [mg/L]	31-Oct-12	08:13	29	25
Nitrite (as N) [mg/L]	23-Oct-12	16:05	< 0.06	< 0.06
Nitrate (as N) [mg/L]	23-Oct-12	16:05	0.08	0.07
Sulphate [mg/L]	27-Oct-12	10:05	270	260
Ammonia+Ammonium (N) [mg/L]	22-Oct-12	08:34	0.4	0.5
Mercury (total) [ug/L]	23-Oct-12	09:45	< 0.1	< 0.1
Silver (total) [mg/L]	22-Oct-12	14:37	0.00044	0.00055
Aluminum (total) [mg/L]	26-Oct-12	14:33	0.94	1.24
Arsenic (total) [mg/L]	22-Oct-12	14:37	1.79	1.78
Barium (total) [mg/L]	22-Oct-12	14:37	0.0528	0.0597
Beryllium (total) [mg/L]	22-Oct-12	14:37	< 0.00002	< 0.00002
Boron (total) [mg/L]	22-Oct-12	14:37	0.153	0.148
Bismuth (total) [mg/L]	22-Oct-12	14:37	0.00050	0.00093
Calcium (total) [mg/L]	26-Oct-12	14:33	170	172
Cadmium (total) [mg/L]	22-Oct-12	14:37	0.00382	0.00609
Cobalt (total) [mg/L]	22-Oct-12	14:37	0.000450	0.000384
Chromium (total) [mg/L]	22-Oct-12	14:37	0.0025	0.0032
Copper (total) [mg/L]	22-Oct-12	14:37	0.0380	0.0557
Iron (total) [mg/L]	26-Oct-12	14:33	0.954	1.42

OnLine LIMS

Data reported represents the sample submitted to SGS. Reproduction of this analytical report in full or in part is prohibited without prior written approval. Please refer to SGS General Conditions of Services located at http://www.sgs.com/terms_and_conditions_service.htm. (Printed copies are available upon request.)
Test method information available upon request. "Temperature Upon Receipt" is representative of the whole shipment and may not reflect the temperature of individual samples.

SGS Canada Inc.
P.O. Box 4300 - 185 Concession St.
Lakefield - Ontario - KOL 2HO
Phone: 705-652-2000 FAX: 705-652-6365

Project : CALR-13589-001

LR Report : **CA11272-OCT12**

Analysis	3: Analysis Approval Date	4: Analysis Approval Time	5: Oct 18/12 LCT1 Comb Tls Day 0	6: Oct 18/12 DUP LCT1 Comb Tls Day 0
Indium (total) [mg/L]	25-Oct-12	14:09	0.00016	0.00029
Potassium (total) [mg/L]	26-Oct-12	14:33	10.8	10.8
Lithium (total) [mg/L]	22-Oct-12	14:36	0.004	0.004
Magnesium (total) [mg/L]	26-Oct-12	14:33	0.311	0.460
Manganese (total) [mg/L]	22-Oct-12	14:36	0.0368	0.0499
Molybdenum (total) [mg/L]	22-Oct-12	14:36	0.110	0.110
Sodium (total) [mg/L]	26-Oct-12	14:33	27.9	28.1
Nickel (total) [mg/L]	22-Oct-12	14:36	0.0032	0.0031
Phosphorus (total) [mg/L]	26-Oct-12	14:33	0.111	0.116
Lead (total) [mg/L]	22-Oct-12	14:36	0.0167	0.0204
Antimony (total) [mg/L]	22-Oct-12	14:36	0.0084	0.0093
Selenium (total) [mg/L]	22-Oct-12	14:36	0.141	0.137
Silicon (total) [mg/L]	26-Oct-12	14:33	8.37	9.21
Tin (total) [mg/L]	22-Oct-12	14:36	0.0567	0.0505
Strontium (total) [mg/L]	26-Oct-12	14:33	0.521	0.524
Thorium (total) [mg/L]	22-Oct-12	14:36	0.000119	0.000154
Titanium (total) [mg/L]	22-Oct-12	14:36	0.0333	0.0557
Thallium (total) [mg/L]	22-Oct-12	14:36	< 0.0002	< 0.0002
Uranium (total) [mg/L]	22-Oct-12	14:36	0.000040	0.000065
Vanadium (total) [mg/L]	22-Oct-12	14:36	0.0168	0.0174
Tungsten (total) [mg/L]	22-Oct-12	14:36	0.01069	0.01057
Yttrium (total) [mg/L]	22-Oct-12	14:36	0.000347	0.000539
Zinc (total) [mg/L]	26-Oct-12	14:33	0.175	0.289

Dianne Griffin
Project Specialist

OnLine LIMS

Data reported represents the sample submitted to SGS. Reproduction of this analytical report in full or in part is prohibited without prior written approval. Please refer to SGS General Conditions of Services located at http://www.sgs.com/terms_and_conditions_service.htm. (Printed copies are available upon request.)
Test method information available upon request. "Temperature Upon Receipt" is representative of the whole shipment and may not reflect the temperature of individual samples.

SGS Canada Inc.
P.O. Box 4300 - 185 Concession St.
Lakefield - Ontario - KOL 2HO
Phone: 705-652-2000 FAX: 705-652-6365

Project : CALR-13589-001

November-05-12

Environmental Met
Attn : Barb Bowman

Date Rec. : 23 October 2012
LR Report: **CA11301-OCT12**
Reference: 13589-001-02

Copy: #1

CERTIFICATE OF ANALYSIS
Final Report

Analysis	3: Analysis Approval Date	4: Analysis Approval Time	5: Oct 18/12 LCT1 Comb Tls Day 4
Sample Date & Time			22-Oct-12
Temperature Upon Receipt [°C]	---	---	20.0
Total Suspended Solids [mg/L]	30-Oct-12	07:05	5
pH [units]	29-Oct-12	15:09	8.04
Conductivity [µS/cm]	29-Oct-12	15:09	952
Alkalinity [mg/L as CaCO3]	29-Oct-12	15:09	31
Acidity [mg/L as CaCO3]	29-Oct-12	15:09	76
Total Dissolved Solids [mg/L]	25-Oct-12	14:10	731
Fluoride [mg/L]	26-Oct-12	08:46	0.54
Phosphorus (total reactive) [mg/L]	26-Oct-12	08:16	0.23
Chloride [mg/L]	01-Nov-12	20:50	0.3
Nitrite (as N) [mg/L]	30-Oct-12	15:19	< 0.06
Nitrate (as N) [mg/L]	30-Oct-12	15:19	0.08
Sulphate [mg/L]	01-Nov-12	20:50	2.7
Ammonia+Ammonium (N) [mg/L]	24-Oct-12	13:52	0.3
Mercury (total) [ug/L]	26-Oct-12	08:31	< 0.1
Silver (total) [mg/L]	30-Oct-12	10:35	0.00068
Aluminum (total) [mg/L]	30-Oct-12	08:59	0.16
Arsenic (total) [mg/L]	30-Oct-12	10:35	1.71
Barium (total) [mg/L]	30-Oct-12	10:35	0.0419
Beryllium (total) [mg/L]	30-Oct-12	10:35	< 0.00002
Boron (total) [mg/L]	30-Oct-12	10:35	0.140
Bismuth (total) [mg/L]	30-Oct-12	10:35	0.00017
Calcium (total) [mg/L]	30-Oct-12	08:59	161
Cadmium (total) [mg/L]	30-Oct-12	10:35	0.00115
Cobalt (total) [mg/L]	30-Oct-12	10:35	0.000221
Chromium (total) [mg/L]	30-Oct-12	10:35	0.0006
Copper (total) [mg/L]	30-Oct-12	10:35	0.0065

OnLine LIMS

Data reported represents the sample submitted to SGS. Reproduction of this analytical report in full or in part is prohibited without prior written approval. Please refer to SGS General Conditions of Services located at http://www.sgs.com/terms_and_conditions_service.htm. (Printed copies are available upon request.)
Test method information available upon request. "Temperature Upon Receipt" is representative of the whole shipment and may not reflect the temperature of individual samples.

SGS Canada Inc.
P.O. Box 4300 - 185 Concession St.
Lakefield - Ontario - KOL 2HO
Phone: 705-652-2000 FAX: 705-652-6365

Project : CALR-13589-001

LR Report : **CA11301-OCT12**

Analysis	3: Analysis Approval Date	4: Analysis Approval Time	5: Oct 18/12 LCT1 Comb Tls Day 4
Iron (total) [mg/L]	30-Oct-12	08:59	0.081
Indium (total) [mg/L]	03-Nov-12	15:26	0.00003
Potassium (total) [mg/L]	30-Oct-12	08:59	11.0
Lithium (total) [mg/L]	30-Oct-12	10:35	0.006
Magnesium (total) [mg/L]	30-Oct-12	08:59	0.136
Manganese (total) [mg/L]	30-Oct-12	10:35	0.0028
Molybdenum (total) [mg/L]	30-Oct-12	10:35	0.106
Sodium (total) [mg/L]	30-Oct-12	08:59	28.8
Nickel (total) [mg/L]	30-Oct-12	10:35	0.0014
Phosphorus (total) [mg/L]	30-Oct-12	08:59	0.081
Lead (total) [mg/L]	30-Oct-12	10:35	0.0016
Antimony (total) [mg/L]	30-Oct-12	10:35	0.0115
Selenium (total) [mg/L]	30-Oct-12	10:35	0.117
Silicon (total) [mg/L]	30-Oct-12	08:59	5.79
Tin (total) [mg/L]	30-Oct-12	10:35	0.0430
Strontium (total) [mg/L]	30-Oct-12	09:00	0.518
Thorium (total) [mg/L]	30-Oct-12	10:35	< 0.000004
Titanium (total) [mg/L]	30-Oct-12	10:35	0.0036
Thallium (total) [mg/L]	30-Oct-12	10:35	< 0.0002
Uranium (total) [mg/L]	30-Oct-12	10:35	0.000044
Vanadium (total) [mg/L]	30-Oct-12	10:35	0.0121
Tungsten (total) [mg/L]	30-Oct-12	10:35	0.0108
Yttrium (total) [mg/L]	30-Oct-12	10:35	0.000017
Zinc (total) [mg/L]	30-Oct-12	09:00	0.035

Dianne Griffin
Project Specialist

OnLine LIMS

Data reported represents the sample submitted to SGS. Reproduction of this analytical report in full or in part is prohibited without prior written approval. Please refer to SGS General Conditions of Services located at http://www.sgs.com/terms_and_conditions_service.htm. (Printed copies are available upon request.)
Test method information available upon request. "Temperature Upon Receipt" is representative of the whole shipment and may not reflect the temperature of individual samples.

SGS Canada Inc.
P.O. Box 4300 - 185 Concession St.
Lakefield - Ontario - KOL 2HO
Phone: 705-652-2000 FAX: 705-652-6365

Project : CALR-13589-001

November-06-12

Environmental Met
Attn : Barb Bowman

Date Rec. : 25 October 2012
LR Report: **CA11369-OCT12**

Copy: #1

CERTIFICATE OF ANALYSIS
Final Report

Analysis	3: Analysis Approval Date	4: Analysis Approval Time	5: Oct 25/12 LCT1 Comb Tls Day 7
Sample Date & Time			25-Oct-12
Temperature Upon Receipt [°C]	---	---	19.0
Total Suspended Solids [mg/L]	05-Nov-12	11:06	3
pH [units]	29-Oct-12	15:39	7.59
Conductivity [µS/cm]	29-Oct-12	15:39	960
Alkalinity [mg/L as CaCO3]	29-Oct-12	15:39	28
Acidity [mg/L as CaCO3]	29-Oct-12	15:39	104
Total Dissolved Solids [mg/L]	30-Oct-12	11:00	763
Fluoride [mg/L]	30-Oct-12	11:11	0.55
Phosphorus (total reactive) [mg/L]	29-Oct-12	15:15	0.15
Chloride [mg/L]	02-Nov-12	15:36	26
Nitrite (as N) [mg/L]	01-Nov-12	11:37	< 0.06
Nitrate (as N) [mg/L]	01-Nov-12	11:37	0.09
Sulphate [mg/L]	05-Nov-12	15:37	260
Ammonia+Ammonium (N) [mg/L]	31-Oct-12	10:54	0.4
Mercury (total) [ug/L]	30-Oct-12	08:11	< 0.1
Silver (total) [mg/L]	31-Oct-12	11:11	0.00025
Aluminum (total) [mg/L]	30-Oct-12	16:09	0.16
Arsenic (total) [mg/L]	31-Oct-12	11:11	1.60
Barium (total) [mg/L]	31-Oct-12	11:11	0.0403
Beryllium (total) [mg/L]	31-Oct-12	11:11	< 0.00002
Boron (total) [mg/L]	31-Oct-12	11:11	0.120
Bismuth (total) [mg/L]	31-Oct-12	11:11	0.00035
Calcium (total) [mg/L]	30-Oct-12	16:09	159
Cadmium (total) [mg/L]	31-Oct-12	11:11	0.00265
Cobalt (total) [mg/L]	31-Oct-12	11:11	0.000318
Chromium (total) [mg/L]	31-Oct-12	11:11	0.0018
Copper (total) [mg/L]	31-Oct-12	11:11	0.0098
Iron (total) [mg/L]	30-Oct-12	16:09	0.190
Indium (total) [mg/L]	03-Nov-12	15:26	0.00012

OnLine LIMS

Data reported represents the sample submitted to SGS. Reproduction of this analytical report in full or in part is prohibited without prior written approval. Please refer to SGS General Conditions of Services located at http://www.sgs.com/terms_and_conditions_service.htm. (Printed copies are available upon request.)
Test method information available upon request. "Temperature Upon Receipt" is representative of the whole shipment and may not reflect the temperature of individual samples.

SGS Canada Inc.
P.O. Box 4300 - 185 Concession St.
Lakefield - Ontario - KOL 2HO
Phone: 705-652-2000 FAX: 705-652-6365

Project : CALR-13589-001

LR Report : **CA11369-OCT12**

Analysis	3: Analysis Approval Date	4: Analysis Approval Time	5: Oct 25/12 LCT1 Comb Tls Day 7
Potassium (total) [mg/L]	30-Oct-12	16:09	10.2
Lithium (total) [mg/L]	31-Oct-12	11:11	0.007
Magnesium (total) [mg/L]	30-Oct-12	16:09	0.232
Manganese (total) [mg/L]	31-Oct-12	11:11	0.0060
Molybdenum (total) [mg/L]	31-Oct-12	11:11	0.0961
Sodium (total) [mg/L]	30-Oct-12	16:09	27.2
Nickel (total) [mg/L]	31-Oct-12	11:11	0.0028
Phosphorus (total) [mg/L]	30-Oct-12	16:09	0.080
Lead (total) [mg/L]	31-Oct-12	11:11	0.0029
Antimony (total) [mg/L]	31-Oct-12	11:11	0.0114
Selenium (total) [mg/L]	31-Oct-12	11:11	0.084
Silicon (total) [mg/L]	30-Oct-12	16:09	4.95
Tin (total) [mg/L]	31-Oct-12	11:11	0.0513
Strontium (total) [mg/L]	30-Oct-12	16:09	0.499
Thorium (total) [mg/L]	31-Oct-12	11:11	0.000110
Titanium (total) [mg/L]	31-Oct-12	11:11	0.0034
Thallium (total) [mg/L]	31-Oct-12	11:11	< 0.0002
Uranium (total) [mg/L]	31-Oct-12	11:11	0.000068
Vanadium (total) [mg/L]	31-Oct-12	11:11	0.0101
Tungsten (total) [mg/L]	31-Oct-12	11:11	0.0105
Yttrium (total) [mg/L]	31-Oct-12	11:11	0.000017
Zinc (total) [mg/L]	30-Oct-12	16:09	0.090



Dianne Griffin
Project Specialist

OnLine LIMS

Data reported represents the sample submitted to SGS. Reproduction of this analytical report in full or in part is prohibited without prior written approval. Please refer to SGS General Conditions of Services located at http://www.sgs.com/terms_and_conditions_service.htm. (Printed copies are available upon request.)
Test method information available upon request. "Temperature Upon Receipt" is representative of the whole shipment and may not reflect the temperature of individual samples.

SGS Canada Inc.
P.O. Box 4300 - 185 Concession St.
Lakefield - Ontario - KOL 2HO
Phone: 705-652-2000 FAX: 705-652-6365

Project : CALR-13589-001

November-14-12

Environmental Met
Attn : Barb Bowman

Date Rec. : 01 November 2012
LR Report: **CA10094-NOV12**

Copy: #1

CERTIFICATE OF ANALYSIS
Final Report

Analysis	3: Analysis Approval Date	4: Analysis Approval Time	5: Nov 1/12 LCT1 Comb Tls Day 14
Temperature Upon Receipt [°C]	---	---	18.0
Total Suspended Solids [mg/L]	06-Nov-12	10:57	2
pH [units]	06-Nov-12	11:35	6.99
Conductivity [µS/cm]	06-Nov-12	11:35	948
Alkalinity [mg/L as CaCO3]	06-Nov-12	11:35	16
Acidity [mg/L as CaCO3]	06-Nov-12	11:35	56
Total Dissolved Solids [mg/L]	05-Nov-12	13:32	723
Fluoride [mg/L]	02-Nov-12	14:02	0.86
Phosphorus (total reactive) [mg/L]	06-Nov-12	10:33	0.20
Chloride [mg/L]	08-Nov-12	16:05	28
Nitrite (as N) [mg/L]	07-Nov-12	12:44	< 0.06
Nitrate (as N) [mg/L]	07-Nov-12	12:44	0.08
Sulphate [mg/L]	08-Nov-12	16:05	260
Ammonia+Ammonium (N) [mg/L]	06-Nov-12	13:27	0.2
Mercury (total) [ug/L]	05-Nov-12	10:00	< 0.1
Silver (total) [mg/L]	09-Nov-12	14:55	0.00184
Aluminum (total) [mg/L]	07-Nov-12	13:45	0.09
Arsenic (total) [mg/L]	09-Nov-12	14:55	1.62
Barium (total) [mg/L]	09-Nov-12	14:55	0.0401
Beryllium (total) [mg/L]	09-Nov-12	14:55	< 0.00002
Boron (total) [mg/L]	09-Nov-12	14:55	0.125
Bismuth (total) [mg/L]	09-Nov-12	14:55	0.00023
Calcium (total) [mg/L]	07-Nov-12	13:45	170
Cadmium (total) [mg/L]	09-Nov-12	14:55	0.00130
Cobalt (total) [mg/L]	09-Nov-12	14:55	0.000248
Chromium (total) [mg/L]	09-Nov-12	14:55	< 0.0005
Copper (total) [mg/L]	09-Nov-12	14:55	0.0124
Iron (total) [mg/L]	07-Nov-12	13:45	0.092
Indium (total) [mg/L]	14-Nov-12	14:48	0.00002
Potassium (total) [mg/L]	07-Nov-12	13:45	11.4

OnLine LIMS

Data reported represents the sample submitted to SGS. Reproduction of this analytical report in full or in part is prohibited without prior written approval. Please refer to SGS General Conditions of Services located at http://www.sgs.com/terms_and_conditions_service.htm. (Printed copies are available upon request.)
Test method information available upon request. "Temperature Upon Receipt" is representative of the whole shipment and may not reflect the temperature of individual samples.

SGS Canada Inc.
P.O. Box 4300 - 185 Concession St.
Lakefield - Ontario - KOL 2HO
Phone: 705-652-2000 FAX: 705-652-6365

Project : CALR-13589-001

LR Report : **CA10094-NOV12**

Analysis	3: Analysis Approval Date	4: Analysis Approval Time	5: Nov 1/12 LCT1 Comb Tls Day 14
Lithium (total) [mg/L]	09-Nov-12	14:56	0.007
Magnesium (total) [mg/L]	07-Nov-12	13:45	0.351
Manganese (total) [mg/L]	09-Nov-12	14:56	0.0028
Molybdenum (total) [mg/L]	09-Nov-12	14:56	0.105
Sodium (total) [mg/L]	07-Nov-12	13:45	29.8
Nickel (total) [mg/L]	09-Nov-12	14:56	0.0016
Phosphorus (total) [mg/L]	07-Nov-12	13:45	0.094
Lead (total) [mg/L]	09-Nov-12	14:56	0.0015
Antimony (total) [mg/L]	09-Nov-12	14:56	0.0157
Selenium (total) [mg/L]	09-Nov-12	14:56	0.091
Silicon (total) [mg/L]	07-Nov-12	13:45	4.77
Tin (total) [mg/L]	09-Nov-12	14:56	0.0482
Strontium (total) [mg/L]	07-Nov-12	13:45	0.541
Thorium (total) [mg/L]	09-Nov-12	14:56	0.000006
Titanium (total) [mg/L]	09-Nov-12	14:56	0.0024
Thallium (total) [mg/L]	09-Nov-12	14:56	< 0.0002
Uranium (total) [mg/L]	09-Nov-12	14:56	0.000129
Vanadium (total) [mg/L]	09-Nov-12	14:56	0.0088
Tungsten (total) [mg/L]	09-Nov-12	14:56	0.0111
Yttrium (total) [mg/L]	09-Nov-12	14:56	0.000007
Zinc (total) [mg/L]	07-Nov-12	13:45	0.040



Dianne Griffin
Project Specialist

OnLine LIMS

Data reported represents the sample submitted to SGS. Reproduction of this analytical report in full or in part is prohibited without prior written approval. Please refer to SGS General Conditions of Services located at http://www.sgs.com/terms_and_conditions_service.htm. (Printed copies are available upon request.)
Test method information available upon request. "Temperature Upon Receipt" is representative of the whole shipment and may not reflect the temperature of individual samples.

SGS Canada Inc.
P.O. Box 4300 - 185 Concession St.
Lakefield - Ontario - KOL 2HO
Phone: 705-652-2000 FAX: 705-652-6365

Project : CALR-13589-001

November-27-12

Environmental Met
Attn : Barb Bowman

Date Rec. : 15 November 2012
LR Report: **CA11257-NOV12**

Copy: #1

CERTIFICATE OF ANALYSIS
Final Report

Analysis	3: Analysis Approval Date	4: Analysis Approval Time	5: Nov 15/12 LCT1 Comb Tls Day 28
Temperature Upon Receipt [°C]			17.0
Total Suspended Solids [mg/L]	22-Nov-12	10:40	6
pH [units]	20-Nov-12	07:30	6.77
Conductivity [µS/cm]	20-Nov-12	07:30	1150
Alkalinity [mg/L as CaCO3]	20-Nov-12	07:30	34
Acidity [mg/L as CaCO3]	20-Nov-12	07:30	181
Total Dissolved Solids [mg/L]	22-Nov-12	10:38	849
Fluoride [mg/L]	16-Nov-12	13:37	0.55
Phosphorus (total reactive) [mg/L]	23-Nov-12	09:44	0.11
Chloride [mg/L]	24-Nov-12	08:10	30
Nitrite (as N) [mg/L]	22-Nov-12	14:15	0.10
Nitrate (as N) [mg/L]	22-Nov-12	14:15	0.10
Sulphate [mg/L]	24-Nov-12	08:10	340
Ammonia+Ammonium (N) [mg/L]	16-Nov-12	10:04	0.3
Mercury (total) [ug/L]	20-Nov-12	10:32	0.03
Silver (total) [mg/L]	21-Nov-12	09:37	0.00727
Aluminum (total) [mg/L]	21-Nov-12	12:11	0.06
Arsenic (total) [mg/L]	21-Nov-12	09:37	1.43
Barium (total) [mg/L]	21-Nov-12	09:37	0.0464
Beryllium (total) [mg/L]	21-Nov-12	09:37	< 0.00002
Boron (total) [mg/L]	21-Nov-12	09:37	0.115
Bismuth (total) [mg/L]	21-Nov-12	09:37	0.00079
Calcium (total) [mg/L]	21-Nov-12	12:11	209
Cadmium (total) [mg/L]	21-Nov-12	09:37	0.00315
Cobalt (total) [mg/L]	21-Nov-12	09:37	0.000305
Chromium (total) [mg/L]	21-Nov-12	09:37	0.0005
Copper (total) [mg/L]	21-Nov-12	09:37	0.0496
Iron (total) [mg/L]	21-Nov-12	12:11	0.268
Indium (total) [mg/L]	21-Nov-12	11:42	0.00080
Potassium (total) [mg/L]	21-Nov-12	12:11	13.1

OnLine LIMS

Data reported represents the sample submitted to SGS. Reproduction of this analytical report in full or in part is prohibited without prior written approval. Please refer to SGS General Conditions of Services located at http://www.sgs.com/terms_and_conditions_service.htm. (Printed copies are available upon request.)
Test method information available upon request. "Temperature Upon Receipt" is representative of the whole shipment and may not reflect the temperature of individual samples.

SGS Canada Inc.
P.O. Box 4300 - 185 Concession St.
Lakefield - Ontario - KOL 2HO
Phone: 705-652-2000 FAX: 705-652-6365

Project : CALR-13589-001

LR Report : **CA11257-NOV12**

Analysis	3: Analysis Approval Date	4: Analysis Approval Time	5: Nov 15/12 LCT1 Comb Tls Day 28
Lithium (total) [mg/L]	21-Nov-12	09:37	0.009
Magnesium (total) [mg/L]	21-Nov-12	12:11	0.837
Manganese (total) [mg/L]	21-Nov-12	09:37	0.00863
Molybdenum (total) [mg/L]	21-Nov-12	09:37	0.116
Sodium (total) [mg/L]	21-Nov-12	12:11	34.2
Nickel (total) [mg/L]	21-Nov-12	09:37	0.0019
Phosphorus (total) [mg/L]	21-Nov-12	12:11	0.122
Lead (total) [mg/L]	21-Nov-12	09:37	0.00251
Antimony (total) [mg/L]	21-Nov-12	09:37	0.0321
Selenium (total) [mg/L]	21-Nov-12	09:37	0.097
Silicon (total) [mg/L]	21-Nov-12	12:11	4.56
Tin (total) [mg/L]	21-Nov-12	09:36	0.0501
Strontium (total) [mg/L]	21-Nov-12	12:11	0.636
Thorium (total) [mg/L]	21-Nov-12	09:36	0.000090
Titanium (total) [mg/L]	21-Nov-12	09:36	0.0013
Thallium (total) [mg/L]	21-Nov-12	09:36	< 0.0002
Uranium (total) [mg/L]	21-Nov-12	09:36	0.000352
Vanadium (total) [mg/L]	21-Nov-12	09:36	0.00434
Tungsten (total) [mg/L]	21-Nov-12	09:36	0.0133
Yttrium (total) [mg/L]	21-Nov-12	09:36	0.000022
Zinc (total) [mg/L]	21-Nov-12	12:11	0.116



Dianne Griffin
Project Specialist

OnLine LIMS

Data reported represents the sample submitted to SGS. Reproduction of this analytical report in full or in part is prohibited without prior written approval. Please refer to SGS General Conditions of Services located at http://www.sgs.com/terms_and_conditions_service.htm. (Printed copies are available upon request.)
Test method information available upon request. "Temperature Upon Receipt" is representative of the whole shipment and may not reflect the temperature of individual samples.

SGS Canada Inc.
P.O. Box 4300 - 185 Concession St.
Lakefield - Ontario - KOL 2HO
Phone: 705-652-2000 FAX: 705-652-6365

Project : CALR-13589-001

December-21-12

Environmental Met
Attn : Barb Bowman

Date Rec. : 13 December 2012
LR Report: **CA15194-DEC12**
Reference: Re-assay

Copy: #1

CERTIFICATE OF ANALYSIS
Final Report

Analysis	3: Analysis Approval Date	4: Analysis Approval Time	5: Nov 15/12 LCT1 Comb Tls Day 28
Temperature Upon Receipt [°C]	---	---	17.0
Acidity [mg/L as CaCO3]	17-Dec-12	12:19	174
Sulphate [mg/L]	14-Dec-12	14:37	380
Calcium (total) [mg/L]	18-Dec-12	13:18	214
Indium (total) [mg/L]	20-Dec-12	15:16	0.00011
Manganese (total) [mg/L]	17-Dec-12	13:14	0.00951
Thorium (total) [mg/L]	17-Dec-12	13:14	0.000046
Uranium (total) [mg/L]	17-Dec-12	13:14	0.000332
Zinc (total) [mg/L]	18-Dec-12	13:18	0.107



Dianne Griffin
Project Specialist

OnLine LIMS

Data reported represents the sample submitted to SGS. Reproduction of this analytical report in full or in part is prohibited without prior written approval. Please refer to SGS General Conditions of Services located at http://www.sgs.com/terms_and_conditions_service.htm. (Printed copies are available upon request.)
Test method information available upon request. "Temperature Upon Receipt" is representative of the whole shipment and may not reflect the temperature of individual samples.

SGS Canada Inc.
P.O. Box 4300 - 185 Concession St.
Lakefield - Ontario - KOL 2HO
Phone: 705-652-2000 FAX: 705-652-6365

Project : CALR-13589-001

December-21-12

Environmental Met
Attn : Barb Bowman

Date Rec. : 13 December 2012
LR Report: **CA11158-DEC12**
Reference: 13589-001-07

Copy: #1

CERTIFICATE OF ANALYSIS
Final Report

Analysis	3: Analysis Approval Date	4: Analysis Approval Time	5: Dec 13/12 LCT1 Comb Tls Day 56
Temperature Upon Receipt [°C]	---	---	17.0
Total Suspended Solids [mg/L]	18-Dec-12	15:27	8
pH [units]	17-Dec-12	12:19	7.31
Conductivity [µS/cm]	17-Dec-12	12:19	1200
Alkalinity [mg/L as CaCO3]	17-Dec-12	12:19	24
Acidity [mg/L as CaCO3]	17-Dec-12	12:19	222
Total Dissolved Solids [mg/L]	17-Dec-12	08:46	994
Fluoride [mg/L]	14-Dec-12	10:52	0.50
Phosphorus (total reactive) [mg/L]	14-Dec-12	16:17	0.11
Chloride [mg/L]	20-Dec-12	15:20	34
Nitrite (as N) [mg/L]	14-Dec-12	14:40	0.14
Nitrate (as N) [mg/L]	14-Dec-12	14:40	0.11
Sulphate [mg/L]	20-Dec-12	15:20	380
Ammonia+Ammonium (N) [mg/L]	14-Dec-12	13:13	0.5
Mercury (total) [µg/L]	19-Dec-12	09:58	< 0.1
Silver (total) [mg/L]	17-Dec-12	13:03	0.0117
Aluminum (total) [mg/L]	18-Dec-12	13:06	0.04
Arsenic (total) [mg/L]	17-Dec-12	13:03	0.975
Barium (total) [mg/L]	17-Dec-12	13:03	0.097
Beryllium (total) [mg/L]	17-Dec-12	13:03	< 0.0002
Boron (total) [mg/L]	17-Dec-12	13:03	0.151
Bismuth (total) [mg/L]	17-Dec-12	13:03	0.0004
Calcium (total) [mg/L]	18-Dec-12	13:06	220
Cadmium (total) [mg/L]	17-Dec-12	13:03	0.00451
Cobalt (total) [mg/L]	17-Dec-12	13:03	0.00054
Chromium (total) [mg/L]	17-Dec-12	13:03	< 0.005
Copper (total) [mg/L]	17-Dec-12	13:03	0.057
Iron (total) [mg/L]	18-Dec-12	13:06	0.138
Indium (total) [mg/L]	21-Dec-12	11:06	0.0009

OnLine LIMS

Data reported represents the sample submitted to SGS. Reproduction of this analytical report in full or in part is prohibited without prior written approval. Please refer to SGS General Conditions of Services located at http://www.sgs.com/terms_and_conditions_service.htm. (Printed copies are available upon request.)
Test method information available upon request. "Temperature Upon Receipt" is representative of the whole shipment and may not reflect the temperature of individual samples.

SGS Canada Inc.
P.O. Box 4300 - 185 Concession St.
Lakefield - Ontario - KOL 2HO
Phone: 705-652-2000 FAX: 705-652-6365

Project : CALR-13589-001

LR Report : **CA11158-DEC12**

Analysis	3: Analysis Approval Date	4: Analysis Approval Time	5: Dec 13/12 LCT1 Comb Tls Day 56
Potassium (total) [mg/L]	18-Dec-12	13:07	13.7
Lithium (total) [mg/L]	17-Dec-12	13:03	0.013
Magnesium (total) [mg/L]	18-Dec-12	13:07	1.09
Manganese (total) [mg/L]	17-Dec-12	13:03	0.0184
Molybdenum (total) [mg/L]	17-Dec-12	13:03	0.117
Sodium (total) [mg/L]	18-Dec-12	13:07	36.9
Nickel (total) [mg/L]	17-Dec-12	13:03	0.002
Phosphorus (total) [mg/L]	18-Dec-12	13:07	0.131
Lead (total) [mg/L]	17-Dec-12	13:03	0.0022
Antimony (total) [mg/L]	17-Dec-12	13:03	0.037
Selenium (total) [mg/L]	17-Dec-12	13:03	0.09
Silicon (total) [mg/L]	18-Dec-12	13:07	4.25
Tin (total) [mg/L]	17-Dec-12	13:03	0.0335
Strontium (total) [mg/L]	18-Dec-12	13:07	0.680
Thorium (total) [mg/L]	17-Dec-12	13:04	0.00004
Titanium (total) [mg/L]	17-Dec-12	13:04	< 0.001
Thallium (total) [mg/L]	17-Dec-12	13:04	< 0.002
Uranium (total) [mg/L]	17-Dec-12	13:04	0.00071
Vanadium (total) [mg/L]	17-Dec-12	13:04	0.0037
Tungsten (total) [mg/L]	17-Dec-12	13:04	0.0119
Yttrium (total) [mg/L]	17-Dec-12	13:04	0.00002
Zinc (total) [mg/L]	18-Dec-12	13:07	0.113



Dianne Griffin
Project Specialist

OnLine LIMS

Data reported represents the sample submitted to SGS. Reproduction of this analytical report in full or in part is prohibited without prior written approval. Please refer to SGS General Conditions of Services located at http://www.sgs.com/terms_and_conditions_service.htm. (Printed copies are available upon request.)
Test method information available upon request. "Temperature Upon Receipt" is representative of the whole shipment and may not reflect the temperature of individual samples.

Appendix H – LCSO Lethality Bio Assay Test Report

AquaTox Testing & Consulting Inc.
11B Nicholas Beaver Rd.
RR 3
Guelph ON N1H 6H9
Tel: (519) 763-4412 Fax: (519) 763-4419

TOXICITY TEST REPORT

Daphnia magna

Work Order : 222785
Sample Number : 36185

SAMPLE IDENTIFICATION

Company :	SGS Lakefield Research Limited	Time Collected :	10:30
Location :	Lakefield ON	Date Collected :	2012-12-13
Substance :	DE 13/12 LCT1 Comb Tls Day 56	Date Received :	2012-12-14
Sampling Method :	Grab	Date Tested :	2012-12-14
Sampled By :	B. Bowman	Temp. on Arrival :	14.0 °C
Sample Description :	Clear, colourless, odourless		

Test Method : Reference Method for Determining Acute Lethality of Effluents to *Daphnia magna* . Environment Canada EPS 1/RM/14 (Second Edition, December 2000).

TEST RESULTS

Effect	Value	95% Confidence Limits	Slope	Calculation Method
48-h LC50	100%*	50 - *	–	Nonlinear Interpolation
48-h EC50	100%*	50 - *	–	Nonlinear Interpolation

The results reported relate only to the sample tested.

*The usefulness of any LC50/EC50 calculated from this set of data is quiestonable because a concentration-effect relationship has not been demonstrated over a reasonable range (e.g. <37 to >63) of percent dead. A statistically valid upper 95% confidence limit could not be generated. At a confidence level of 95%, the binomial test shows that the LC50/EC50 is above 50%.

SODIUM CHLORIDE REFERENCE TOXICANT DATA

Organism Batch :	Dm12-24	Historical Mean LC50 :	6.6 g/L
Date Tested (yyyy/mm/dd) :	2012-12-11	Warning Limits (± 2SD) :	6.0 - 7.3 g/L
LC50 (95% Confidence Limits) :	7.5 g/L[1] (6.9 - 7.8)	Analyst(s) :	MS, NK
Statistical Method :	Linear Regression (MLE)		

Daphnia magna CULTURE HEALTH DATA

Time to First Brood :	9.8 days	Mean Young Per Brood :	28.3
Culture Mortality :	0.4% (previous 7 days)		

TEST CONDITIONS

Sample Treatment :	None	Number of Replicates :	1
pH Adjustment :	None	Test Organisms / Replicate :	10
Test Aeration :	None	Total Organisms / Test Level :	10
Organism Batch :	Dm12-24	Organism Loading Rate :	15.0 mL/organism

[1]Note: The reference toxicant test result fell outside the 95% warning limits for historical data. No other unusual circumstances were observed and therefore the test result is considered acceptable. Reference toxicant test was conducted under conditions identical to the test.

Date: 2012-12-20
yyyy-mm-dd

Approved by: J. Rhodes
Project Manager

AQUATOX

TOXICITY TEST REPORT
Daphnia magna

Work Order: 222785
Sample Number: 36185

	Hardness (mg/L as $CaCO_3$)	Hardness Adjustment	pH	D.O. (mg/L)	Cond. (µmhos/cm)	Temp. (°C)	O_2 Sat. (%)*	Total Pre-Aeration Time (h) @ 30 mL/min/L
Initial Water Chemistry:	500	None	7.9	9.0	1178	21.0	102	0:30

0 hours

Date & Time 2012-12-14 15:25
Technician: NK

Test Conc. (%)	Mortality	Immobility	pH	D.O.	Cond.	Temp.	O_2 Sat. (%)*	Hardness
100	0	0	7.8	8.8	1185	21.0	100	500
50	0	0	8.1	8.9	880	21.0		
25	0	0	8.2	8.9	710	21.0		
12.5	0	0	8.2	9.0	618	21.0		
6.25	0	0	8.3	9.0	569	21.0		
Control	0	0	8.4	8.8	517	21.0	100	200

Notes:

24 hours

Date & Time 2012-12-15 15:25
Technician: AW

Test Conc. (%)	Mortality	Immobility	pH	D.O.	Cond.	Temp.
100	0	0	–	–	–	21.0
50	0	0	–	–	–	21.0
25	0	0	–	–	–	21.0
12.5	0	0	–	–	–	21.0
6.25	0	0	–	–	–	21.0
Control	0	0	–	–	–	21.0

Notes: Some test organisms floating in the 100% effluent. AW

48 hours

Date & Time 2012-12-16 15:25
Technician: AW

Test Conc. (%)	Mortality	Immobility	pH	D.O.	Cond.	Temp.
100	5	0	7.8	8.2	1180	21.0
50	0	0	8.2	8.3	874	21.0
25	0	0	8.3	8.3	711	21.0
12.5	0	0	8.4	8.4	620	21.0
6.25	0	0	8.4	8.4	576	21.0
Control	0	0	8.5	8.5	537	21.0

Notes: Some test organisms floating in the 100% effluent. AW

# of control organisms showing stress: 0
Daphnia Batch #: Dm12-24

Number immobile does not include number of mortalities.

– = not measured
* adjusted for actual temp. & barometric pressure

Test Data Reviewed By: JC
Date: 2012-12-19

AQUATOX

AquaTox Testing & Consulting Inc.
11B Nicholas Beaver Rd.
RR 3
Guelph ON N1H 6H9
Tel: (519) 763-4412 Fax: (519) 763-4419

TOXICITY TEST REPORT
Rainbow Trout

Work Order : 222785
Sample Number : 36185

SAMPLE IDENTIFICATION

Company :	SGS Lakefield Research Limited	Time Collected :	10:30
Location :	Lakefield ON	Date Collected :	2012-12-13
Substance :	Dec 13/12 LCT1 Comb Tls Day 56	Date Received :	2012-12-14
Sampling Method :	Grab	Date Tested :	2012-12-14
Sampled By :	B. Bowman	Temp. on arrival :	14.0 °C
Sample Description :	Clear, colourless, odourless.		

Test Method : Reference Method for Determining Acute Lethality of Liquid Effluents to Rainbow Trout. Environment Canada, EPS 1/RM/13 (2nd Edition, December 2000, with May 2007 amendments).

TEST RESULTS

Effect	Value	95% Confidence Limits	Slope	Calculation Method
96-h LC50	>100%	-	-	-

The results reported relate only to the sample tested.

POTASSIUM CHLORIDE REFERENCE TOXICANT DATA

Organism Batch :	T12-15		
Date Tested (yyyy-mm-dd) :	2012-12-04	Historical Mean LC50 :	3733 mg/L
LC50 (95% Confidence Limits) :	3660 mg/L (3414 - 3924)	Warning Limits (± 2SD) :	3140 - 4439 mg/L
Statistical Method :	Spearman-Kärber	Analyst(s) :	CL, FS

TEST FISH

Control Fish Sample Size :	10	Cumulative stock tank mortality :	0 % (prev. 7 days)
Mean Fish Weight (± 2 SD) :	0.44 ± 0.12 g	Mean Fish Fork Length (± 2 SD) :	37.4 ± 5.0 mm
Range of Weights :	0.34 - 0.53 g	Range of Fork Lengths :	32 - 40 mm
Fish Loading Rate :	0.4 g/L		

TEST CONDITIONS

Test Organism :	*Oncorhynchus mykiss*	Volume Tested (L) :	10
Sample Treatment :	None	Number of Replicates :	1
pH Adjustment :	None	Organisms Per Replicate :	10
Test Aeration :	Yes	Total Organisms Per Test Level :	10
Pre-aeration/Aeration Rate :	6.5 ± 1 mL/min/L	Test Method Deviation(s) :	None

Date: 2012-12-20
yyyy-mm-dd

Approved by: C. Lindsay
Project Manager

AQUATOX

TOXICITY TEST REPORT
Rainbow Trout

Work Order: 222785
Sample Number: 36185

Total Pre-Aeration Time (h)		pH	D.O. (mg/L)	Cond. (µmhos/cm)	Temp. (°C)	O_2 Sat. (%)*
	Initial Water Chemistry:	7.5	9.0	1084	15.0	–
0:30	Chemistry after 30min air:	7.4	9.4	1086	15.0	99

0 hours

Date & Time 2012-12-14 14:45
Technician: AW

Test Conc. (%)	Mortality	Immobility	pH	D.O.	Cond.	Temp.	O_2 Sat. (%)*
100	0	0	7.4	9.4	1086	15.0	99
50	0	0	7.7	9.5	956	15.0	
25	0	0	7.9	9.7	894	15.0	
12.5	0	0	7.9	9.7	860	15.0	
6.25	0	0	7.9	9.7	842	15.0	
Control	0	0	7.9	9.5	794	15.0	100

Notes:

24 hours

Date & Time 2012-12-15 14:45
Technician: AW

Test Conc. (%)	Mortality	Immobility	pH	D.O.	Cond.	Temp.
100	0	0	–	–	–	15.0
50	0	0	–	–	–	15.0
25	0	0	–	–	–	15.0
12.5	0	0	–	–	–	15.0
6.25	0	0	–	–	–	15.0
Control	0	0	–	–	–	15.0

Notes:

48 hours

Date & Time 2012-12-16 14:45
Technician: AW

Test Conc. (%)	Mortality	Immobility	pH	D.O.	Cond.	Temp.
100	0	0	–	–	–	15.0
50	0	0	–	–	–	15.0
25	0	0	–	–	–	15.0
12.5	0	0	–	–	–	15.0
6.25	0	0	–	–	–	15.0
Control	0	0	–	–	–	15.0

Notes:

72 hours

Date & Time 2012-12-17 14:45
Technician: FS

Test Conc. (%)	Mortality	Immobility	pH	D.O.	Cond.	Temp.
100	0	0	–	–	–	15.0
50	0	0	–	–	–	15.0
25	0	0	–	–	–	15.0
12.5	0	0	–	–	–	15.0
6.25	0	0	–	–	–	15.0
Control	0	0	–	–	–	15.0

Notes:

96 hours

Date & Time 2012-12-18 14:45
Technician: CN

Test Conc. (%)	Mortality	Immobility	pH	D.O.	Cond.	Temp.
100	0	0	6.5	9.2	1112	14.5
50	0	0	7.4	9.0	990	14.5
25	0	0	7.7	9.3	926	14.5
12.5	0	0	7.8	9.3	860	14.5
6.25	0	0	7.9	9.4	825	14.5
Control	0	0	8.0	9.5	785	14.5

Notes:

# of control organisms showing stress: 0
Trout Batch #: T12-15

Number immobile does not include number of mortalities.
* adjusted for actual temp. & barometric pressure
"–" = not measured

Test Data Reviewed By: JC
Date: 2012-12-19

Appendix I – Particles Size Distribution Analysis-Sieve Analysis

Silver Range Resources Ltd.
SGS Reference No.: 13589-001

TEST REPORT

Particle Size Analysis by Hydrometer

Sample ID: LCT-1 Zn 1st Cl Scav Tls
Date Completed: 30-Nov-12
Reference: ASTM D 422, SOP 7-18-6

Specific Gravity: 3.75

Sieve Size (Tyler)	Particle Size (mm)	Weight Passing %
1"	25.400	100.0
1/2"	12.500	100.0
3/8"	9.500	100.0
#4	4.750	100.0
#9	2.000	100.0
#20	0.850	100.0
#35	0.425	100.0
#65	0.212	100.0
#100	0.150	100.0
#200	0.075	99.8
-	0.033	51.1
-	0.023	47.9
-	0.017	46.3
-	0.012	43.1
-	0.009	39.9
-	0.006	33.5
-	0.005	28.0
-	0.003	23.2
-	0.001	10.4

Particle Size Distribution

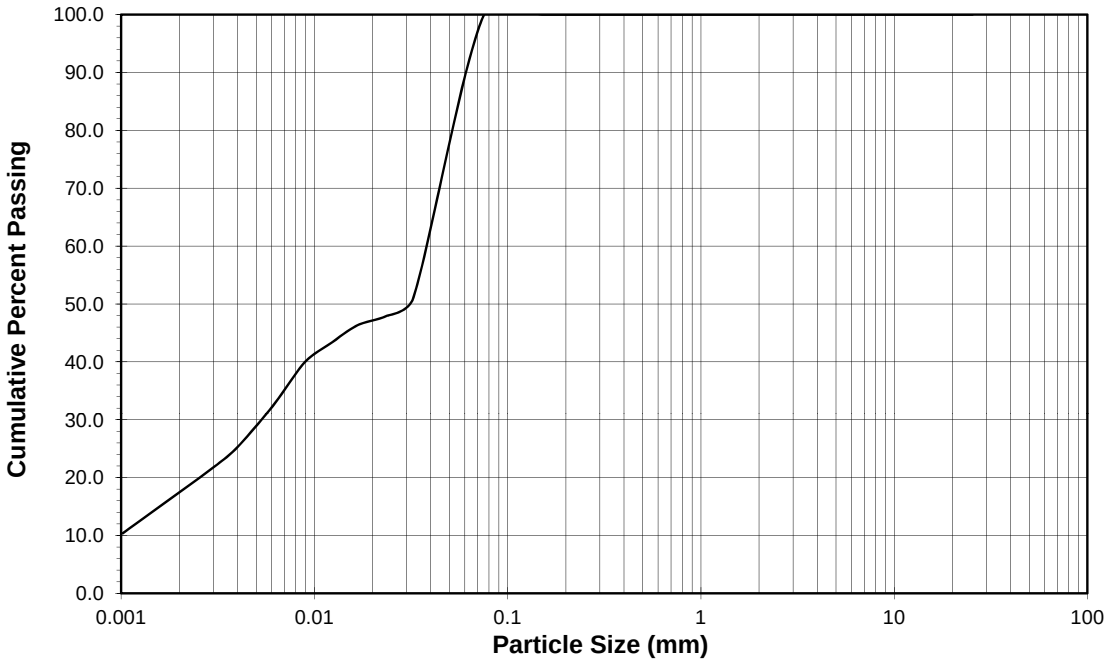

Note: Correction factors for SG's less than 2.45 and greater than 2.85 are calculated

R. Caldwell
Group Leader, Environmental Testing

B. Bowman
Senior Technologist, Environmental Testing

This report refers to the samples as-received. SGS Minerals Services is not responsible for any use of this data beyond the result of this test method.

Silver Range Resources Ltd.
SGS Reference No.: 13589-001

TEST REPORT

Particle Size Analysis by Hydrometer

Sample ID: LCT-1 Zn Ro Tls
Date Completed: 30-Nov-12
Reference: ASTM D 422, SOP 7-18-6

Specific Gravity: 2.92

Sieve Size (Tyler)	Particle Size (mm)	Weight Passing %
1"	25.400	100.0
1/2"	12.500	100.0
3/8"	9.500	100.0
#4	4.750	100.0
#9	2.000	100.0
#20	0.850	99.6
#35	0.425	99.3
#65	0.212	97.6
#100	0.150	92.9
#200	0.075	70.8
-	0.041	50.1
-	0.030	42.7
-	0.022	38.1
-	0.016	33.4
-	0.012	27.9
-	0.008	22.3
-	0.006	16.7
-	0.004	13.9
-	0.001	6.5

Particle Size Distribution

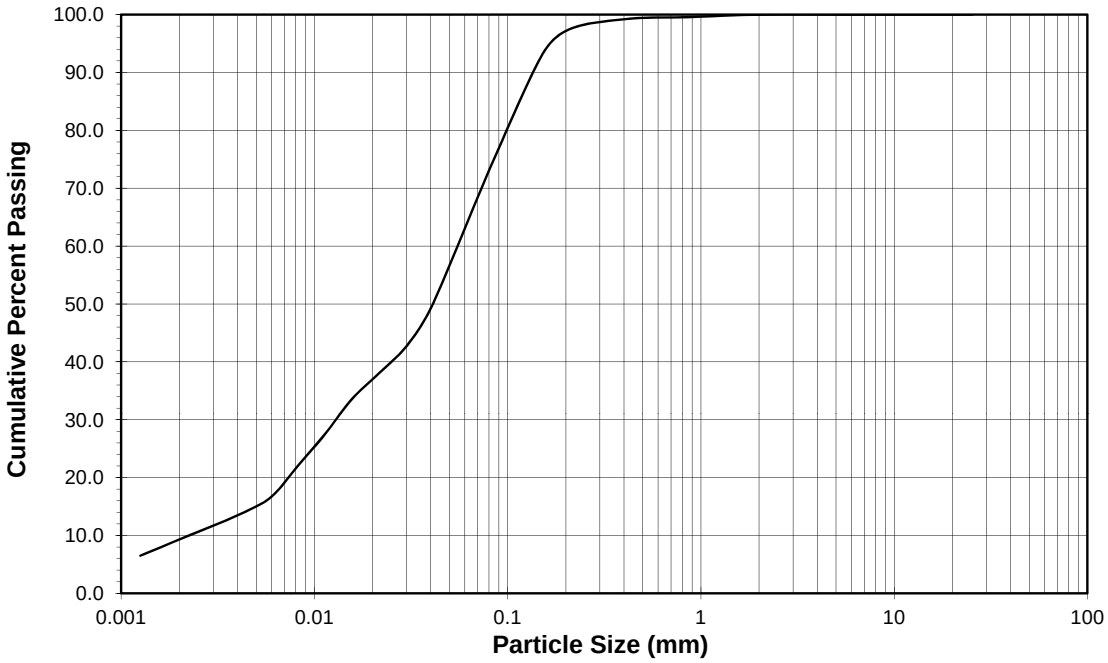

Note: Correction factors for SG's less than 2.45 and greater than 2.85 are calculated

R. Caldwell
Group Leader, Environmental Testing

B. Bowman
Senior Technologist, Environmental Testing

This report refers to the samples as-received. SGS Minerals Services is not responsible for any use of this data beyond the result of this test method.

APPENDIX X

REPORT OF METALLURGICAL TEST WORK MARCH 2013
KAPPES, CASSIDAY & ASSOCIATES

Hammer Zone Project
Report of Metallurgical Test Work
March 2013

Prepared for:

Silver Range Resources Ltd.
1016-510 West Hastings St.
Vancouver, B.C.
V6B 1L8

Prepared by:



Kappes, Cassiday & Associates
7950 Security Circle
Reno, Nevada 89506

Project No. 666 C **File: 8698**

Report I.D.: KCA0130011_HZ01_01

TABLE OF CONTENTS

Section			Location
1.0	Summary of Metallurgical Test Work		1-1
	1.1	Sample Receipt and Preparation	1-1
	1.2	Head Analyses	1-1
	1.3	Bottle Roll Leach Test Work	1-2
	1.4	Discussion	1-4
2.0	Sample Receipt and Preparation		2-1
3.0	Head Analyses		3-1
	3.1	Head Analyses for Silver	3-1
	3.2	Head Analysis - Sulfur	3-1
4.0	Bottle Roll Leach Test Work		4-1
5.0	Assaying Procedures		5-1
	5.1	Heads and Tails	5-1
	5.2	Solution Assays	5-1
	5.3	Cyanide Assays	5-1
	5.4	Sulfur Assays	5-1
	5.5	Available Lime Index	5-1

LIST OF TABLES

Table		Location
1-1	Summary of Head Analyses	1-2
1-2	Pulverized Cyanide Bottle Roll Leach Tests Gold Extraction Summary	1-3
1-3	Pulverized Cyanide Bottle Roll Leach Tests Silver Extraction Summary	1-3
1-4	Silver Head Assay Comparison	1-4
1-5	Silver Extraction and Sulfur Comparison	1-5
2-1	Received Sample Information	2-1
2-2	Client Assays	2-2
2-3	Client Assays (continued)	2-3
2-4	Client Assays (continued)	2-4
2-5	Client Test Data	2-5
3-1	Head Analysis – Silver	3-1
3-2	Head Analysis – Sulfur	3-2
4-1	Milled Cyanide Bottle Roll Leach Test Gold Extraction Summary	4-2
4-2	Milled Cyanide Bottle Roll Leach Test Silver Extraction Summary	4-3
4-3	WH12138330R008, L845508 KCA Sample No. 66156 B KCA Test No. 66183 A Cyanide Bottle Roll Leach Test, Target 5.0 grams per liter NaCN Pulverized Material, Target 80% passing 0.075 millimeters (250 grams solids + 375 milliliters solution)	4-4
4-4	WH12147781R016, L845660 KCA Sample No. 66156 F KCA Test No. 66183 B Cyanide Bottle Roll Leach Test, Target 5.0 grams per liter NaCN Pulverized Material, Target 80% passing 0.075 millimeters (250 grams solids + 375 milliliters solution)	4-5
4-5	WH12157359R035, L845895 KCA Sample No. 66156 J KCA Test No. 66183 C Cyanide Bottle Roll Leach Test, Target 5.0 grams per liter NaCN Pulverized Material, Target 80% passing 0.075 millimeters (250 grams solids + 375 milliliters solution)	4-6
4-6	WH12183398R007, L840941 KCA Sample No. 66156 N KCA Test No. 66183 D Cyanide Bottle Roll Leach Test, Target 5.0 grams per liter NaCN Pulverized Material, Target 80% passing 0.075 millimeters (250 grams solids + 375 milliliters solution)	4-7

LIST OF TABLES

Table		Location
4-7	WH12138330R007, L845507 KCA Sample No. 66156 A KCA Test No. 67269 A Cyanide Bottle Roll Leach Test, Target 5.0 grams per liter NaCN Pulverized Material, Target 80% passing 0.075 millimeters (250 grams solids + 375 milliliters solution)	4-8
4-8	WH12147489R003, L845575 KCA Sample No. 66156 C KCA Test No. 67269 B Cyanide Bottle Roll Leach Test, Target 5.0 grams per liter NaCN Pulverized Material, Target 80% passing 0.075 millimeters (250 grams solids + 375 milliliters solution)	4-9
4-9	WH12147780R012, L845620 KCA Sample No. 66156 D KCA Test No. 67269 C Cyanide Bottle Roll Leach Test, Target 5.0 grams per liter NaCN Pulverized Material, Target 80% passing 0.075 millimeters (250 grams solids + 375 milliliters solution)	4-10
4-10	WH12147780R023, L845631 KCA Sample No. 66156 E KCA Test No. 67269 D Cyanide Bottle Roll Leach Test, Target 5.0 grams per liter NaCN Pulverized Material, Target 80% passing 0.075 millimeters (250 grams solids + 375 milliliters solution)	4-11
4-11	WH12155784R036, L845668 KCA Sample No. 66156 G KCA Test No. 67270 A Cyanide Bottle Roll Leach Test, Target 5.0 grams per liter NaCN Pulverized Material, Target 80% passing 0.075 millimeters (250 grams solids + 375 milliliters solution)	4-12
4-12	WH12157358R008, L845904 KCA Sample No. 66156 H KCA Test No. 67270 B Cyanide Bottle Roll Leach Test, Target 5.0 grams per liter NaCN Pulverized Material, Target 80% passing 0.075 millimeters (250 grams solids + 375 milliliters solution)	4-13
4-13	WH12157359R002, L845862 KCA Sample No. 66156 I KCA Test No. 67270 C Cyanide Bottle Roll Leach Test, Target 5.0 grams per liter NaCN Pulverized Material, Target 80% passing 0.075 millimeters (250 grams solids + 375 milliliters solution)	4-14
4-14	WH12163460R001, L845969 KCA Sample No. 66156 K KCA Test No. 67270 D Cyanide Bottle Roll Leach Test, Target 5.0 grams per liter NaCN Pulverized Material, Target 80% passing 0.075 millimeters (250 grams solids + 375 milliliters solution)	4-15
4-15	WH12153602R002, L845754 KCA Sample No. 66156 L KCA Test No. 67271 A Cyanide Bottle Roll Leach Test, Target 5.0 grams per liter NaCN Pulverized Material, Target 80% passing 0.075 millimeters (250 grams solids + 375 milliliters solution)	4-16

LIST OF TABLES

Table **Location**

4-16 WH12153602R024, L845776 KCA Sample No. 66156 M KCA Test No. 67271 B Cyanide Bottle Roll Leach Test, Target 5.0 grams per liter NaCN Pulverized Material, Target 80% passing 0.075 millimeters (250 grams solids + 375 milliliters solution)..... 4-17

4-17 WH12183398R032, L840966 KCA Sample No. 66156 O KCA Test No. 67271 C Cyanide Bottle Roll Leach Test, Target 5.0 grams per liter NaCN Pulverized Material, Target 80% passing 0.075 millimeters (250 grams solids + 375 milliliters solution)..... 4-18

LIST OF FIGURES

Figure		Location
1-1	Silver Extraction vs. Total Sulfur	1-6
1-2	Silver Extraction vs. Sulfate Sulfur	1-7
1-3	Silver Extraction vs. Sulfide Sulfur	1-8
1-4	Silver Extraction vs. Calculated Head	1-9
1-5	Silver Extraction vs. NaCN Consumption	1-10
2-1	WH12138330R007, L845507 KCA Sample No. 66156 A	2-6
2-2	WH12138330R008, L845508 KCA Sample No. 66156 B	2-7
2-3	WH12147489R003, L845575 KCA Sample No. 66156 C	2-8
2-4	WH12147780R012, L845620 KCA Sample No. 66156 D	2-9
2-5	WH12147780R023, L845631 KCA Sample No. 66156 E	2-10
2-6	WH12147781R016, L845660 KCA Sample No. 66156 F	2-11
2-7	WH12155784R036, L845668 KCA Sample No. 66156 G	2-12
2-8	WH12157358R008, L845904 KCA Sample No. 66156 H	2-13
2-9	WH12157359R002, L845862 KCA Sample No. 66156 I	2-14
2-10	WH12157359R035, L845895 KCA Sample No. 66156 J	2-15
2-11	WH12163460R001, L845969 KCA Sample No. 66156 K	2-16
2-12	WH12153602R002, L845754 KCA Sample No. 66156 L	2-17
2-13	WH12153602R024, L845776 KCA Sample No. 66156 M	2-18
2-14	WH12183398R007, L840941 KCA Sample No. 66156 N	2-19
2-15	WH12183398R032, L840966 KCA Sample No. 66156 O	2-20

Kappes, Cassiday & Associates
7950 Security Circle Reno, Nevada 89506
Telephone: (775) 972-7575 FAX: (775) 972-4567

29 March 2013

Hammer Zone Project
Report of Metallurgical Test Work

1.0 Summary of Metallurgical Test Work

On 22 January 2013, the laboratory facility of Kappes, Cassiday and Associates (KCA) in Reno, Nevada received a single green rice bag of sample material from the Hammer Zone Project. The rice bag contained fifteen (15) individual bags of material, each representing a single sample. Each sample was received with an identification number and assay information provided by the client, along with data from previously conducted metallurgical tests. The samples were individually prepared and utilized for metallurgical test work.

All preparation, assaying and metallurgical studies completed by KCA were performed utilizing accepted industry standard procedures.

1.1 Sample Receipt and Preparation

Upon receipt, each received sample was weighed and assigned a unique sample number (KCA Sample No. 66156 A through O). Each sample was then photographed and described briefly.

From each sample, a portion of material was split out and pulverized to a target size of 80% passing 0.075 millimeters. A 250 gram portion of the pulverized material was utilized for a bottle roll leach test. An additional portion of the pulverized material was utilized for head analyses.

1.2 Head Analyses

A portion of head material from each sample was ring and puck pulverized and analyzed for silver content by wet chemistry methods. Additionally, the head material was also assayed by quantitative methods for sulfur with speciation for sulfide and sulfate sulfur.

A summary of the head analyses is presented in Table 1-1.

Table 1-1.
Hammer Zone Project
Summary of Head Analyses

KCA Sample No.	Description	Assay, gms Ag/MT	Total Sulfur, %	Sulfide Sulfur, %	Sulfate Sulfur, %
66156 A	WH12138330R007, L845507	1040.61	0.16	0.04	0.13
66156 B	WH12138330R008, L845508	536.26	0.11	0.06	0.05
66156 C	WH12147489R003, L845575	276.03	0.07	0.03	0.03
66156 D	WH12147780R012, L845620	759.50	0.88	0.30	0.58
66156 E	WH12147780R023, L845631	584.47	1.22	0.60	0.62
66156 F	WH12147781R016, L845660	583.06	0.91	0.37	0.54
66156 G	WH12155784R036, L845668	1750.22	0.06	0.03	0.03
66156 H	WH12157358R008, L845904	592.66	0.05	0.05	<0.01
66156 I	WH12157359R002, L845862	586.87	0.10	0.06	0.04
66156 J	WH12157359R035, L845895	19.20	0.04	0.04	<0.01
66156 K	WH12163460R001, L845969	381.63	0.12	0.06	0.06
66156 L	WH12153602R002, L845754	515.16	0.41	0.05	0.37
66156 M	WH12153602R024, L845776	516.86	0.04	0.04	<0.01
66156 N	WH12183398R007, L840941	382.25	1.09	0.49	0.59
66156 O	WH12183398R032, L840966	268.42	0.51	0.22	0.29

1.3 Bottle Roll Leach Test Work

Bottle roll leach testing was conducted on a portion of material split from each sample. For each test, a 250 gram portion of head material was ring and puck pulverized to a target size of 80% passing 0.075 millimeters and leached with a sodium cyanide solution (5.0 grams per liter).

KCA Sample Nos. 66156 B, F, J and G were utilized for 96 hour bottle roll leach tests. The remaining samples were utilized for 120 hour leach tests.

Summaries of the gold and silver extraction results of the bottle roll tests are presented in Tables 1-2 and 1-3, respectively.

Table 1-2.
Hammer Zone Project
Pulverized Cyanide Bottle Roll Leach Tests
Gold Extraction Summary

KCA Sample No.	KCA Test No.	Description	Client Head Assay, gms Au/MT	Calculated Head, gms Au/MT	Au Extracted, %	Leach Time, hours	Consumption NaCN, kg/MT	Addition $Ca(OH)_2$, kg/MT
66156 B	66183 A	WH12138330R008, L845508	0.05	0.043	20%	96	3.34	1.60
66156 F	66183 B	WH12147781R016, L845660	0.167	0.093	21%	96	5.68	0.80
66156 J	66183 C	WH12157359R035, L845895	0.133	0.024	0%	96	1.12	0.40
66156 N	66183 D	WH12183398R007, L840941	0.01	0.020	4%	96	3.27	0.40
66156 A	67269 A	WH12138330R007, L845507	0.02	0.041	43%	120	5.16	2.00
66156 C	67269 B	WH12147489R003, L845575	0.01	0.015	10%	120	1.94	1.20
66156 D	67269 C	WH12147780R012, L845620	0.083	0.069	35%	120	5.91	0.80
66156 E	67269 D	WH12147780R023, L845631	0.217	0.087	8%	120	5.22	0.80
66156 G	67270 A	WH12155784R036, L845668	0.023	0.022	33%	120	3.52	1.20
66156 H	67270 B	WH12157358R008, L845904	0.088	0.036	49%	120	4.09	0.80
66156 I	67270 C	WH12157359R002, L845862	0.026	0.026	6%	120	4.39	2.00
66156 K	67270 D	WH12163460R001, L845969	0.0025	0.077	75%	120	3.47	0.80
66156 L	67271 A	WH12153602R002, L845754	0.051	0.041	14%	120	7.77	0.80
66156 M	67271 B	WH12153602R024, L845776	0.054	0.098	74%	120	2.61	1.60
66156 O	67271 C	WH12183398R032, L840966	0.06	0.044	26%	120	3.35	0.80

Table 1-3.
Hammer Zone Project
Pulverized Cyanide Bottle Roll Leach Tests
Silver Extraction Summary

KCA Sample No.	KCA Test No.	Description	Head Assay, gms Ag/MT	Calculated Head, gms Ag/MT	Ag Extracted, %	Leach Time, hours	Consumption NaCN, kg/MT	Addition $Ca(OH)_2$, kg/MT
66156 B	66183 A	WH12138330R008, L845508	536.3	495	56%	96	3.34	1.60
66156 F	66183 B	WH12147781R016, L845660	583.1	612	81%	96	5.68	0.80
66156 J	66183 C	WH12157359R035, L845895	19.2	24.4	50%	96	1.12	0.40
66156 N	66183 D	WH12183398R007, L840941	382.3	400	64%	96	3.27	0.40
66156 A	67269 A	WH12138330R007, L845507	1040.6	1,077	93%	120	5.16	2.00
66156 C	67269 B	WH12147489R003, L845575	276.0	344	48%	120	1.94	1.20
66156 D	67269 C	WH12147780R012, L845620	759.5	776	93%	120	5.91	0.80
66156 E	67269 D	WH12147780R023, L845631	584.5	825	84%	120	5.22	0.80
66156 G	67270 A	WH12155784R036, L845668	1750.2	1,738	27%	120	3.52	1.20
66156 H	67270 B	WH12157358R008, L845904	592.7	591	62%	120	4.09	0.80
66156 I	67270 C	WH12157359R002, L845862	586.9	644	29%	120	4.39	2.00
66156 K	67270 D	WH12163460R001, L845969	381.6	461	79%	120	3.47	0.80
66156 L	67271 A	WH12153602R002, L845754	515.2	461	81%	120	7.77	0.80
66156 M	67271 B	WH12153602R024, L845776	516.9	502	57%	120	2.61	1.60
66156 O	67271 C	WH12183398R032, L840966	268.4	290	90%	120	3.35	0.80

1.4 Discussion

A comparison of the silver head assays conducted by KCA with the bottle roll calculated heads compared well. Exceptions to this were KCA Sample Nos. 66156 C, E, J and K, which showed relative standard deviations of 16%, 24%, 17% and 13%, respectively.

A comparison of the silver extraction percentages to the sulfur species did not show any obvious overall trends, and seemed to suggest that sulfur content does not affect leachability.

A comparison of the silver head assays with statistical analysis is presented in Table 1-4.

A comparison of the leach test data with sulfur and sulfur speciation is presented in Table 1-5.

Several relationships to the bottle roll silver extraction percentages are presented graphically in Figures 1-1 through 1-5.

Table 1-4.
Hammer Zone Project
Silver Head Assay Comparison

KCA Sample No.	Description	Client Assay, gms Ag/MT	KCA Assay, gms Ag/MT	Bottle Roll Calc. Head, gms Ag/MT	KCA Average Assay, gms Ag/MT	Standard Deviation	Relative Standard Deviation
66156 A	WH12138330R007, L845507	1,010	1,040.61	1,077	1,059	25.5	2%
66156 B	WH12138330R008, L845508	414	536.26	495	516	29.2	6%
66156 C	WH12147489R003, L845575	328	276.03	344	310	48.4	16%
66156 D	WH12147780R012, L845620	980	759.50	776	768	12.0	2%
66156 E	WH12147780R023, L845631	1,290	584.47	825	705	170.4	24%
66156 F	WH12147781R016, L845660	578	583.06	612	598	20.5	3%
66156 G	WH12155784R036, L845668	1590	1,750.22	1,738	1,744	8.3	0%
66156 H	WH12157358R008, L845904	559	592.66	591	592	1.0	0%
66156 I	WH12157359R002, L845862	618.0	586.87	644	616	40.7	7%
66156 J	WH12157359R035, L845895	298	19.20	24	22	3.7	17%
66156 K	WH12163460R001, L845969	426	381.63	461	421	56.4	13%
66156 L	WH12153602R002, L845754	537	515.16	461	488	38.3	8%
66156 M	WH12153602R024, L845776	507	516.86	502	509	10.5	2%
66156 N	WH12183398R007, L840941	289	382.25	400	391	12.6	3%
66156 O	WH12183398R032, L840966	253	268.42	290	279	15.4	6%

Note: Client assays are shown for comparison, and are not utilized in the statistical analysis.

Table 1-5.
Hammer Zone Project
Silver Extraction and Sulfur Comparison

KCA Sample No.	Description	Client[1] Assay Grade, Ag, ppm	Client Leach Tests[1]				KCA Bottle Roll Leach Tests			KCA Sulfur Analyses		
			Ag-AA13 (1hr)		Ag-AA13 (2hr)		Calculated Head,	Extracted,	Ag Extracted,	Total	Sulfide	Sulfate
			ppm	Recovery	ppm	Recovery	gms Ag/MT	gms Ag/MT	%	Sulfur, %	Sulfur, %	Sulfur, %
66156 A	WH12138330R007, L845507	1010	545.6	54%	551.9	55%	1,077	998	93%	0.16	0.04	0.13
66156 B	WH12138330R008, L845508	414	188.85	46%	191.4	46%	495	277	56%	0.11	0.06	0.05
66156 C	WH12147489R003, L845575	328	100.3	31%	nss	nss	344	166	48%	0.07	0.03	0.03
66156 D	WH12147780R012, L845620	980	280.1	29%	372	38%	776	725	93%	0.88	0.30	0.58
66156 E	WH12147780R023, L845631	1290	199.95	16%	288.1	22%	825	691	84%	1.22	0.60	0.62
66156 F	WH12147781R016, L845660	578	240.7	42%	281.6	49%	612	497	81%	0.91	0.37	0.54
66156 G	WH12155784R036, L845668	1590	236.1	15%	263.3	17%	1,738	475	27%	0.06	0.03	0.03
66156 H	WH12157358R008, L845904	559	216.1	39%	213	38%	591	366	62%	0.05	0.05	<0.01
66156 I	WH12157359R002, L845862	618	112.7	18%	112.65	18%	644	186	29%	0.10	0.06	0.04
66156 J	WH12157359R035, L845895	298	9.74	3%	9.96	3%	24.4	12.1	50%	0.04	0.04	<0.01
66156 K	WH12163460R001, L845969	426	142.15	33%	184.9	43%	461	365	79%	0.12	0.06	0.06
66156 L	WH12153602R002, L845754	537	166.55	31%	200.1	37%	461	372	81%	0.41	0.05	0.37
66156 M	WH12153602R024, L845776	507	252.8	50%	278	55%	502	286	57%	0.04	0.04	<0.01
66156 N	WH12183398R007, L840941	289	59.5	21%	60.4	21%	400	258	64%	1.09	0.49	0.59
66156 O	WH12183398R032, L840966	253	152.45	60%	151.3	60%	290	261	90%	0.51	0.22	0.29

Note (1): Assay analyses provided by Silver Range.

Figure 1-1.
Hammer Zone Project
Silver Extraction vs. Total Sulfur

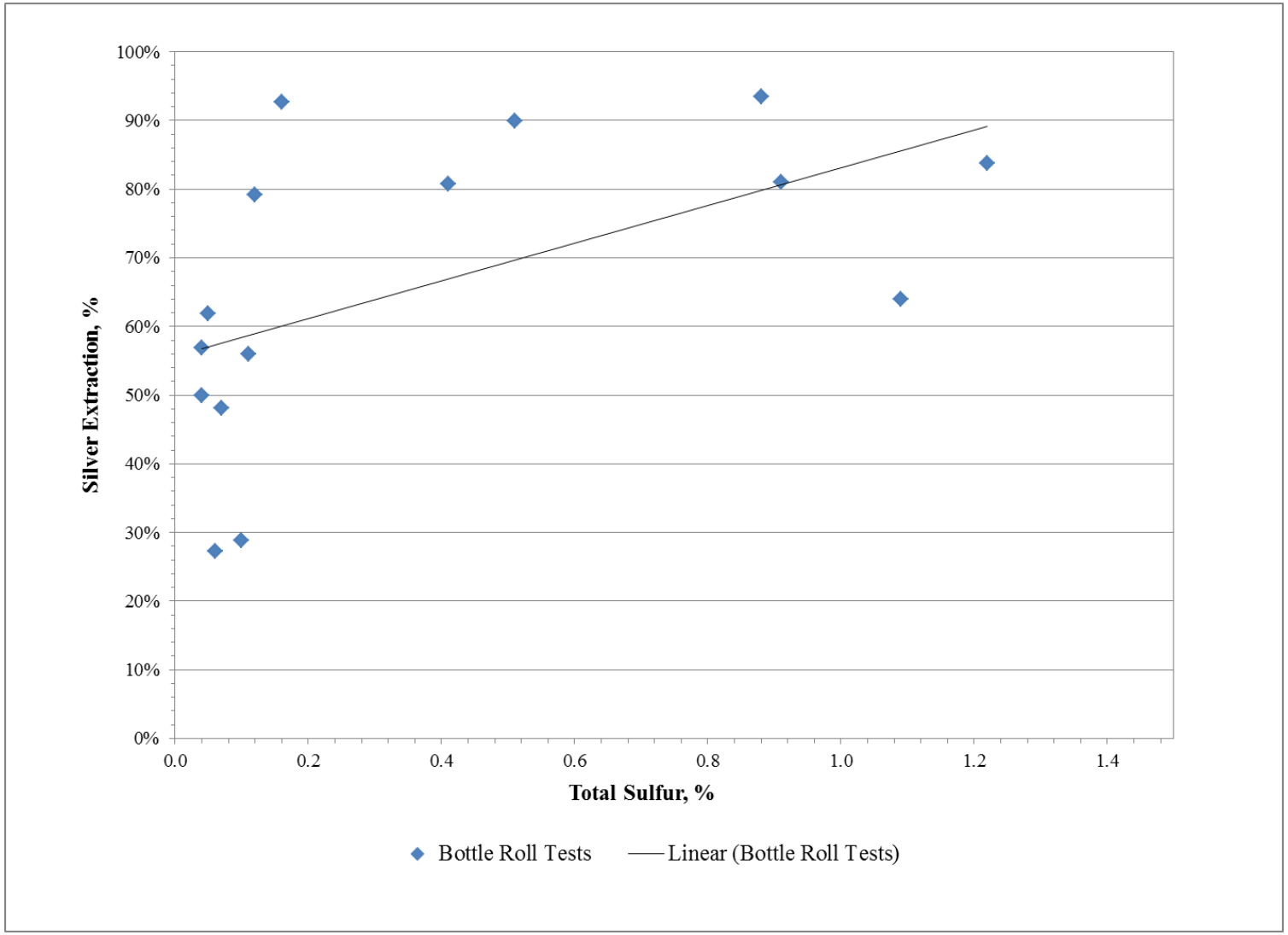

Figure 1-2.
Hammer Zone Project
Silver Extraction vs. Sulfate Sulfur

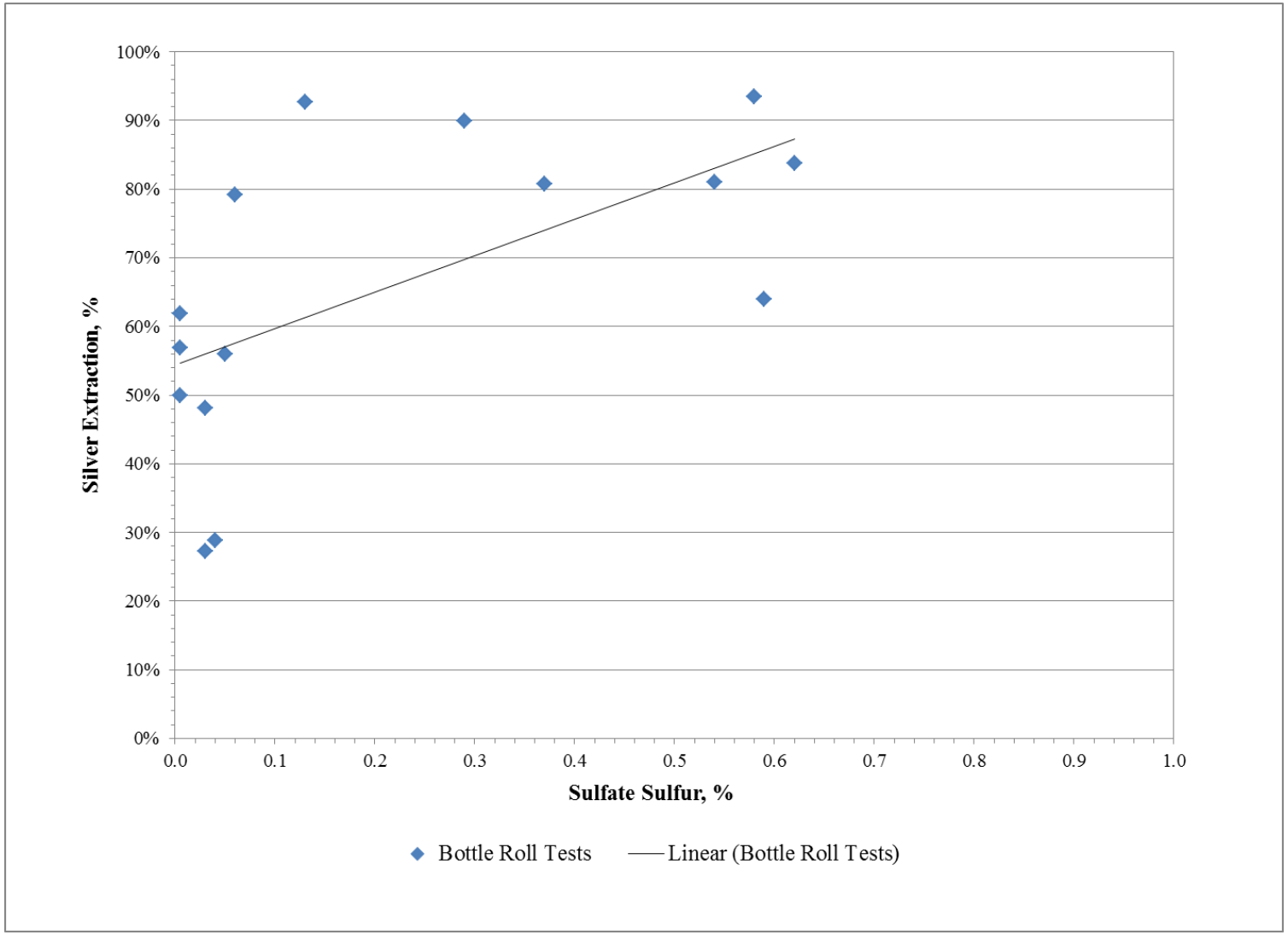

Figure 1-3.
Hammer Zone Project
Silver Extraction vs. Sulfide Sulfur

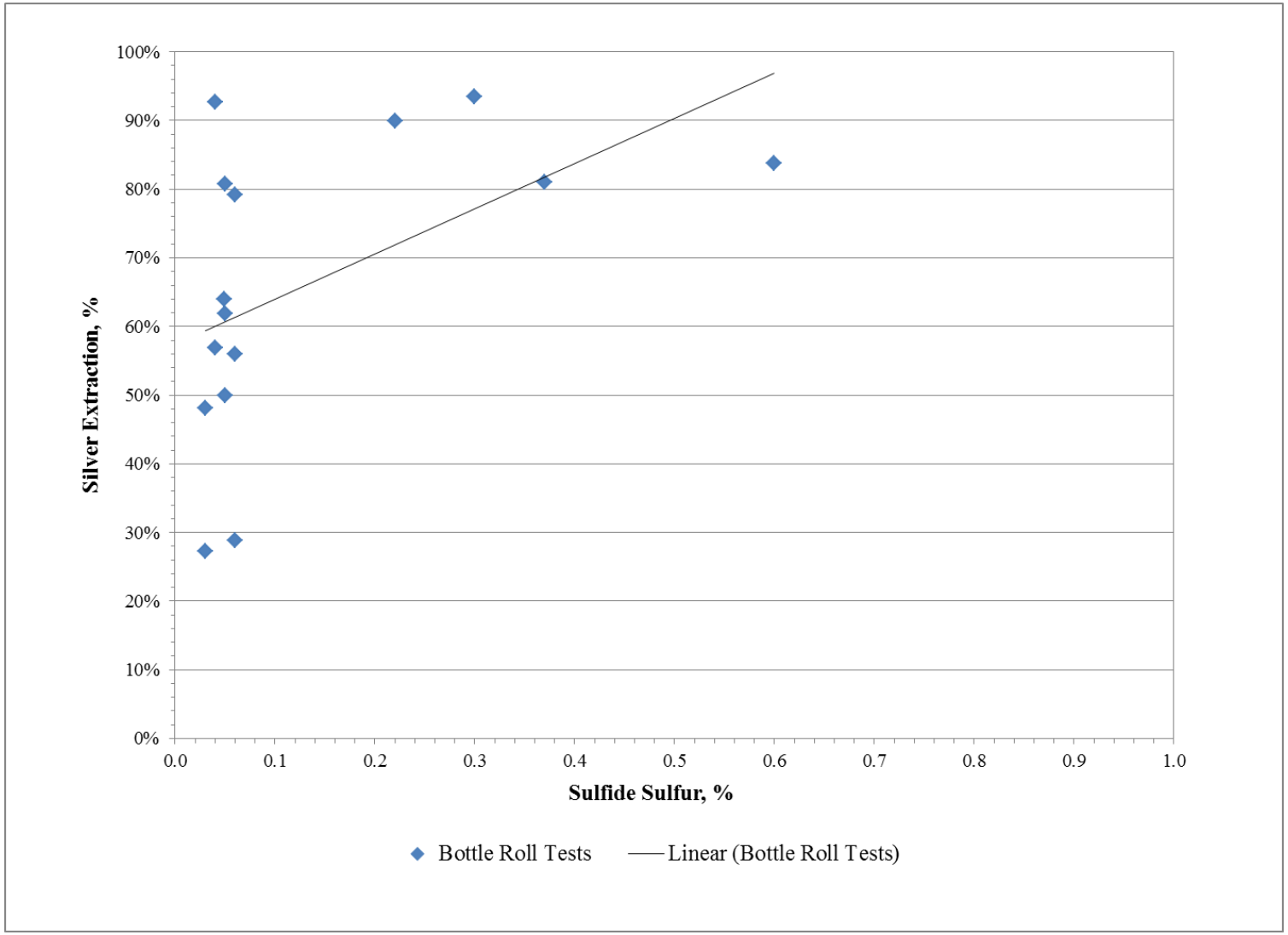

Figure 1-4.
Hammer Zone Project
Silver Extraction vs. Calculated Head

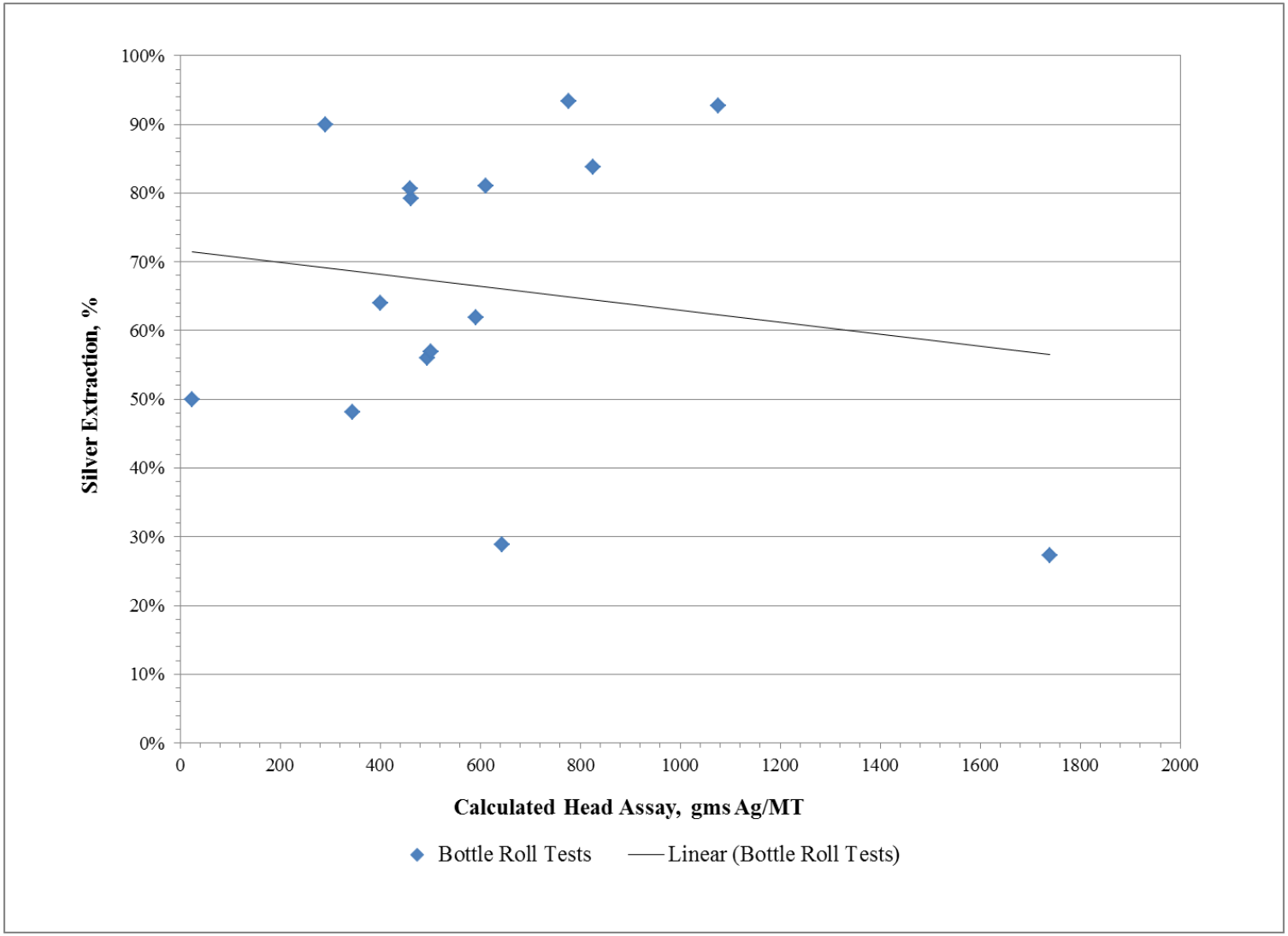

Figure 1-5.
Hammer Zone Project
Silver Extraction vs. NaCN Consumption

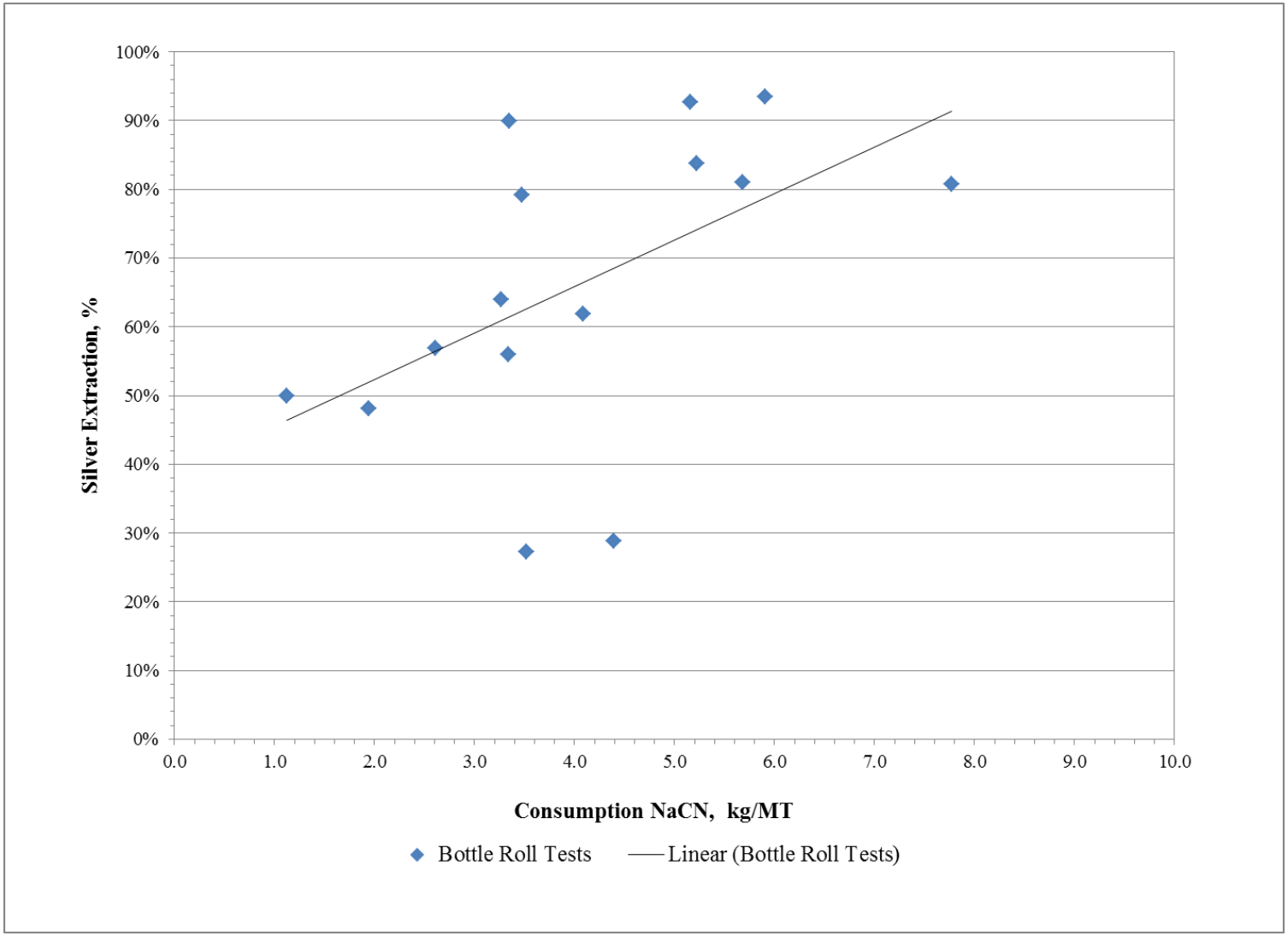

2.0 Sample Receipt and Preparation

On 22 January 2013, the laboratory facility of KCA in Reno, Nevada received a single green rice bag of sample material from the Hammer Zone Project. The rice bag contained fifteen (15) individual bags of material, each representing a single sample. Each sample was received with an identification number and assay information provided by the client, along with data from previously conducted metallurgical tests. Each sample was prepared and utilized for head analyses and bottle roll leach testing.

Upon receipt, each received sample was weighed and assigned a unique sample number (KCA Sample No. 66156 A through O). Each sample was then photographed and described briefly.

From each sample, a portion of material was split out and pulverized to a target size of 80% passing 0.075 millimeters. A 250 gram portion of the pulverized material was utilized for a bottle roll leach test. An additional portion of the pulverized material was utilized for head analyses.

The received sample information is presented in Table 2-1.

The assays provided by the client are presented in Tables 2-2 through 2-4.

The test data provided by the client is presented in Table 2-5.

A photograph of each sample is presented in Figures 2-1 through 2-15, with a description of the sample below each figure.

Table 2-1.
Hammer Zone Project
Received Sample Information

KCA Sample No.	Client ID	Received Weight, gms
66156 A	WH12138330R007, L845507	1,919.40
66156 B	WH12138330R008, L845508	1,364.19
66156 C	WH12147489R003, L845575	2,339.80
66156 D	WH12147780R012, L845620	698.80
66156 E	WH12147780R023, L845631	846.57
66156 F	WH12147781R016, L845660	777.87
66156 G	WH12155784R036, L845668	604.98
66156 H	WH12157358R008, L845904	513.30
66156 I	WH12157359R002, L845862	670.50
66156 J	WH12157359R035, L845895	2,088.28
66156 K	WH12163460R001, L845969	677.90
66156 L	WH12153602R002, L845754	1,139.43
66156 M	WH12153602R024, L845776	748.14
66156 N	WH12183398R007, L840941	960.78
66156 O	WH12183398R032, L840966	1,111.43
	Total Weight, gms:	16,461

Table 2-2.
Hammer Zone Project
Client Assays

		KCA Sample No. 66156 A	KCA Sample No. 66156 B	KCA Sample No. 66156 C	KCA Sample No. 66156 D	KCA Sample No. 66156 E
	Client ID:	L845507	L845508	L845575	L845620	L845631
Constituent	**Unit**					
Ag (Ag-GRA21)	ppm	--	--	--	--	--
Ag (Ag-OG62)	ppm	1010	414	328	980	1290
Ag (ME-MS61)	ppm	100.5	100.5	100.5	100.5	100.5
Al	%	7	6.31	6.23	2.27	6.04
As	ppm	892	1840	301	1800	1710
Au (Au-AA24)	ppm	0.02	0.05	0.01	0.083	0.217
Au (GRA22)	ppm	--	--	--	--	--
Ba	ppm	360	450	390	100	340
Be	ppm	3.58	3.95	4.15	5.81	4.57
Bi	ppm	2.68	0.46	0.44	0.36	0.54
Ca	%	0.23	0.24	0.25	0.28	0.66
Cd	ppm	7.67	3.05	5.97	43	47.4
Ce	ppm	64.6	57.9	65.5	27.7	61
Co	ppm	5.4	2.4	2.1	2	3.8
Cr	ppm	7	7	14	21	21
Cs	ppm	15.3	17.15	14.3	17.45	22.7
Cu	ppm	1265	64.1	143	862	1055
Fe	%	1.92	2.07	2.11	6.56	2.88
Ga	ppm	21.4	22.8	24.9	11.9	24.5
Ge	ppm	0.06	0.1	0.13	0.15	0.17
Hf	ppm	1.9	1.8	1.7	0.7	2
In	ppm	0.119	0.029	0.026	0.043	0.09
K	%	3.41	3.09	3.2	0.99	3.63
La	ppm	32.6	29.1	33	13.4	29.1
Li	ppm	276	220	367	68	45.2
Mg	%	0.21	0.14	0.15	0.13	0.29
Mn	ppm	11600	28600	19800	52300	30500
Mo	ppm	2.6	0.86	1.85	1.77	1.72
Na	%	0.2	0.74	0.34	0.03	0.08
Nb	ppm	9.5	10.6	7.5	2.6	8.8
Ni	ppm	1.3	1.7	1.9	1.9	3
P	ppm	500	460	380	200	430
Pb	ppm	27400	4670	1850	2280	5800
Pb	%	2.74	--	--	--	--
Rb	ppm	278	254	229	94.9	300
Re	ppm	0.001	0.001	0.001	0.001	0.002
S	%	0.16	0.08	0.04	0.7	1.85
Sb	ppm	1180	610	247	476	1105
Sc	ppm	4.1	4.5	4.6	1.9	3.5
Se	ppm	2	1	1	2	2
Sn	ppm	45.6	21.9	62.3	242	145
Sn	ppm	42	21	60	242	130
Sr	ppm	60.1	210	137.5	21.7	47.9
Ta	ppm	0.88	0.99	0.62	0.24	0.79
Te	ppm	0.1	0.025	0.025	0.025	0.025
Th	ppm	18.8	18	15.8	5.1	13.3
Ti	%	0.168	0.164	0.143	0.052	0.162
Tl	ppm	2.64	2.46	2.34	1.4	3.58
U	ppm	103.5	32.9	21.3	22	6.9
V	ppm	18	16	17	7	17
W	ppm	2.9	1.7	3.2	4.3	2.2
Y	ppm	8.1	8.9	7.2	9.5	7.8
Zn	ppm	2400	1380	1210	6290	10000.5
Zn	%	--	--	--	--	1.705
Zr	ppm	60	58.3	61.6	22.2	69.4

Note: Assay data provided by Silver Range.

Table 2-3.
Hammer Zone Project
Client Assays (continued)

		KCA Sample No. 66156 F	KCA Sample No. 66156 G	KCA Sample No. 66156 H	KCA Sample No. 66156 I	KCA Sample No. 66156 J
	Client ID:	L845660	L845968	L845904	L845862	L845895
Constituent	**Unit**					
Ag (Ag-GRA21)	ppm	--	1590	--	--	--
Ag (Ag-OG62)	ppm	578	1500.5	559	618	298
Ag (ME-MS61)	ppm	100.5	100.5	100.5	100.5	100.5
Al	%	4.91	5.95	5.12	6.64	3.41
As	ppm	2970	686	587	877	720
Au (Au-AA24)	ppm	0.167	0.023	0.088	0.026	0.133
Au (GRA22)	ppm	--	--	--	--	--
Ba	ppm	200	330	140	280	100
Be	ppm	4.5	6.4	3.69	3.94	4.09
Bi	ppm	0.76	1.2	1.97	0.82	0.34
Ca	%	0.2	0.13	0.2	0.25	0.09
Cd	ppm	43.1	39.5	17.15	7.58	4.02
Ce	ppm	56.5	84	52.8	69.6	28.7
Co	ppm	2.8	10.7	5.5	2.1	2
Cr	ppm	5	5	9	9	11
Cs	ppm	24.6	28.6	31.5	20.9	10.6
Cu	ppm	824	713	773	184.5	144.5
Fe	%	3.87	3.73	2.38	2.59	1.44
Ga	ppm	17.75	26.3	22.6	26.9	14.35
Ge	ppm	0.14	0.07	0.08	0.06	0.13
Hf	ppm	1.2	1.6	1.1	1.7	0.8
In	ppm	0.0025	0.101	0.179	0.047	0.01
K	%	2.5	3.18	2.26	3.25	1.46
La	ppm	28.7	41.4	27.2	34.9	15.1
Li	ppm	72.8	132	169	244	97.5
Mg	%	0.18	0.17	0.16	0.19	0.1
Mn	ppm	29300	52000	28300	40700	539
Mo	ppm	0.72	2.84	3.57	1.84	0.34
Na	%	0.05	0.07	0.04	0.08	0.02
Nb	ppm	6.6	5.9	5.6	8.1	4.8
Ni	ppm	1.3	2.8	3.2	2.1	2
P	ppm	340	560	460	460	270
Pb	ppm	13700	11300	13600	4260	914
Pb	%	1.37	1.13	1.36	--	--
Rb	ppm	258	265	233	277	147
Re	ppm	0.001	0.001	0.001	0.001	0.001
S	%	0.99	0.02	0.01	0.06	0.02
Sb	ppm	502	1005	528	309	135.5
Sc	ppm	2.7	3.6	2.9	4	2.5
Se	ppm	1	1	2	1	1
Sn	ppm	192.5	18.5	42.9	22.8	72.3
Sn	ppm	173	34	49	25	72
Sr	ppm	40.9	240	105	211	15.8
Ta	ppm	0.71	0.48	0.4	0.68	0.45
Te	ppm	0.025	0.025	0.05	0.025	0.025
Th	ppm	11.4	16.4	12.6	15.2	7.6
Ti	%	0.112	0.134	0.108	0.15	0.08
Tl	ppm	3.3	3.09	2.72	3.36	1.97
U	ppm	13.6	82.3	94.3	63.2	14.7
V	ppm	14	16	19	18	13
W	ppm	2.5	3.2	18.2	2	8.6
Y	ppm	5.6	8.3	6.7	9.6	4.8
Zn	ppm	5850	4660	9300	2580	1290
Zn	%	--	--	--	--	--
Zr	ppm	48.3	56.1	39.4	57.1	28.3

Note: Assay data provided by Silver Range.

Table 2-4.
Hammer Zone Project
Client Assays (continued)

		KCA Sample No. 66156 K	KCA Sample No. 66156 L	KCA Sample No. 66156 M	KCA Sample No. 66156 N	KCA Sample No. 66156 O
	Client ID:	L845969	L845754	L845776	L840941	L840966
Constituent	**Unit**					
Ag (Ag-GRA21)	ppm	--	--	--	--	--
Ag (Ag-OG62)	ppm	426	537	507	289	253
Ag (ME-MS61)	ppm	100.5	100.5	100.5	100.5	100.5
Al	%	7.45	3.9	7	6.73	3.29
As	ppm	11.8	1030	245	79.5	1010
Au (Au-AA24)	ppm	0.0025	0.051	0.054	0.01	0.06
Au (GRA22)	ppm	--	--	--	--	--
Ba	ppm	520	130	480	420	160
Be	ppm	5.55	3.16	4.41	4.51	3.54
Bi	ppm	0.7	0.63	0.38	0.61	0.83
Ca	%	0.21	0.5	0.27	0.93	0.11
Cd	ppm	4.34	19.85	7.63	13.3	6
Ce	ppm	74.2	41.8	78.7	76.5	37.8
Co	ppm	2.9	2.2	2.9	4.8	3.5
Cr	ppm	15	14	11	7	7
Cs	ppm	20.3	14.35	22	23.6	15.95
Cu	ppm	100	234	211	136.5	210
Fe	%	1.38	4.06	1.76	1.77	3.45
Ga	ppm	26.4	17.6	25.7	26.1	12.2
Ge	ppm	0.14	0.13	0.17	0.17	0.12
Hf	ppm	2.3	0.7	1.7	2	1
In	ppm	0.033	0.03	0.027	0.243	0.0025
K	%	4.29	1.91	3.95	3.8	1.54
La	ppm	35	21.7	38.4	37.9	19.2
Li	ppm	189	60.3	109.5	129	118.5
Mg	%	0.19	0.21	0.18	0.32	0.11
Mn	ppm	3260	69500	10900	14500	10750
Mo	ppm	0.56	0.42	0.42	0.25	0.87
Na	%	0.33	0.04	0.58	0.3	0.04
Nb	ppm	9.9	4.9	10.6	7.3	3.9
Ni	ppm	2.1	1.4	2.2	2	2
P	ppm	580	200	370	460	270
Pb	ppm	725	1755	823	5560	3480
Pb	%	--	--	--	--	--
Rb	ppm	322	183	297	313	160
Re	ppm	0.001	0.001	0.001	0.001	0.004
S	%	0.14	0.4	0.01	0.82	0.44
Sb	ppm	21.5	388	226	247	221
Sc	ppm	4.2	2.2	4.5	4.5	2.2
Se	ppm	1	1	1	1	1
Sn	ppm	8.6	41.9	76.3	14.6	43.8
Sn	ppm	18	--	--	19	43
Sr	ppm	94.2	41.1	147	81.9	66.6
Ta	ppm	0.97	0.45	0.94	0.64	0.41
Te	ppm	0.025	0.025	0.025	0.025	0.025
Th	ppm	19.2	8.8	18.2	19.9	8.3
Ti	%	0.17	0.088	0.184	0.155	0.074
Tl	ppm	3.47	2.23	2.64	3.3	2.35
U	ppm	13	14.9	15.4	13.7	36.2
V	ppm	21	10	22	20	10
W	ppm	1.7	1.5	2.4	2.3	1.3
Y	ppm	8.1	8.8	8.2	8.3	6.2
Zn	ppm	3890	5720	1780	7520	1600
Zn	%	--	--	--	--	--
Zr	ppm	77.4	24.5	57.4	70.5	35.2

Note: Assay data provided by Silver Range.

Table 2-5.
Hammer Zone Project
Client Test Data

KCA Sample No.	Received Weight, gms	Client ID	Approx. Weight Remaining, kg	Assay Grade, Ag, ppm	Ag-AA13 (1hr)		Ag-AA13 (2hr)	
					ppm	Recovery	ppm	Recovery
66156 A	1,919.4	L845507	2.07	1010	545.6	54%	551.9	55%
66156 B	1,364.2	L845508	1.45	414	188.85	46%	191.4	46%
66156 C	2,339.8	L845575	2.45	328	100.3	31%	nss	nss
66156 D	698.8	L845620	0.85	980	280.1	29%	372	38%
66156 E	846.6	L845631	1.15	1290	199.95	16%	288.1	22%
66156 F	777.9	L845660	0.95	578	240.7	42%	281.6	49%
66156 L	1,139.4	L845754	1.25	537	166.55	31%	200.1	37%
66156 M	748.1	L845776	0.85	507	252.8	50%	278	55%
66156 G	605.0	L845968	1.05	1590	236.1	15%	263.3	17%
66156 K	677.9	L845969	1.15	426	142.15	33%	184.9	43%
66156 H	513.3	L845904	0.85	559	216.1	39%	213	38%
66156 I	670.5	L845862	1.05	618	112.7	18%	112.65	18%
66156 J	2,088.3	L845895	2.25	298	9.74	3%	9.96	3%
66156 N	960.8	L840941	1.05	289	59.5	21%	60.4	21%
66156 O	1,111.4	L840966	1.25	253	152.45	60%	151.3	60%

Note: 66156 G was labeled L845668

Note: Test data provided by Silver Range.

Figure 2-1.
Hammer Zone Project
WH12138330R007, L845507
KCA Sample No. 66156 A



Note: Sample label in photograph is a standard 75 by 125 millimeter card.

The sample identified as WH12138330R007, L845507 (KCA Sample No. 66156 A) consisted of one plastic bag of dry material crushed to a nominal size of 1.70 millimeters. Overall the sample was brown in color and was composed of approximately 95% fines. The sample contained small, opaque, shiny flakes of possibly gypsum.

Figure 2-2.
Hammer Zone Project
WH12138330R008, L845508
KCA Sample No. 66156 B



Note: Sample label in photograph is a standard 75 by 125 millimeter card.

The sample identified as WH12138330R008, L845508 (KCA Sample No. 66156 B) consisted of one plastic bag of dry material crushed to a nominal size of 1.70 millimeters. Overall the sample was greyish brown in color and was composed of approximately 95% fines. The sample contained small, opaque, shiny flakes of possibly gypsum.

Figure 2-3.
Hammer Zone Project
WH12147489R003, L845575
KCA Sample No. 66156 C



Note: Sample label in photograph is a standard 75 by 125 millimeter card.

The sample identified as WH12147489R003, L845575 (KCA Sample No. 66156 C) consisted of one plastic bag of dry material crushed to a nominal size of 1.70 millimeters. Overall the sample was brown in color and was composed of approximately 95% fines. The sample contained small, opaque, shiny flakes of possibly gypsum.

Figure 2-4.
Hammer Zone Project
WH12147780R012, L845620
KCA Sample No. 66156 D



Note: Sample label in photograph is a standard 75 by 125 millimeter card.

The sample identified as WH12147780R012, L845620 (KCA Sample No. 66156 D) consisted of one plastic bag of dry material crushed to a nominal size of 1.70 millimeters. Overall the sample was tan in color and was composed of approximately 95% fines. The sample contained small, opaque, shiny flakes of possibly gypsum.

Figure 2-5.
Hammer Zone Project
WH12147780R023, L845631
KCA Sample No. 66156 E



Note: Sample label in photograph is a standard 75 by 125 millimeter card.

The sample identified as WH12147780R023, L845631 (KCA Sample No. 66156 E) consisted of one plastic bag of dry material crushed to a nominal size of 1.70 millimeters. Overall the sample was light grey in color and was composed of approximately 95% fines. The sample contained small, opaque, shiny flakes of possibly gypsum.

Figure 2-6.
Hammer Zone Project
WH12147781R016, L845660
KCA Sample No. 66156 F



Note: Sample label in photograph is a standard 75 by 125 millimeter card.

The sample identified as WH12147781R016, L845660 (KCA Sample No. 66156 F) consisted of one plastic bag of dry material crushed to a nominal size of 1.70 millimeters. Overall the sample was tan in color and was composed of approximately 95% fines. The sample contained small, opaque, shiny flakes of possibly gypsum.

Figure 2-7.
Hammer Zone Project
WH12155784R036, L845668
KCA Sample No. 66156 G



Note: Sample label in photograph is a standard 75 by 125 millimeter card.

The sample identified as WH12155784R036, L845668 (KCA Sample No. 66156 G) consisted of one plastic bag of dry material crushed to a nominal size of 1.70 millimeters. Overall the sample was dark brown in color and was composed of approximately 95% fines. The sample contained small, opaque, shiny flakes of possibly gypsum.

Figure 2-8.
Hammer Zone Project
WH12157358R008, L845904
KCA Sample No. 66156 H



Note: Sample label in photograph is a standard 75 by 125 millimeter card.

The sample identified as WH12157358R008, L845904 (KCA Sample No. 66156 H) consisted of one plastic bag of dry material crushed to a nominal size of 1.70 millimeters. Overall the sample was dark brown in color and was composed of approximately 98% fines. The sample contained small, opaque, shiny flakes of possibly gypsum.

Figure 2-9.
Hammer Zone Project
WH12157359R002, L845862
KCA Sample No. 66156 I



Note: Sample label in photograph is a standard 75 by 125 millimeter card.

The sample identified as WH12157359R002, L845862 (KCA Sample No. 66156 I) consisted of one plastic bag of dry material crushed to a nominal size of 1.70 millimeters. Overall the sample was dark brown in color and was composed of approximately 95% fines. The sample contained small, opaque, shiny flakes of possibly gypsum.

Figure 2-10.
Hammer Zone Project
WH12157359R035, L845895
KCA Sample No. 66156 J



Note: Sample label in photograph is a standard 75 by 125 millimeter card.

The sample identified as WH12157359R035, L845895 (KCA Sample No. 66156 J) consisted of one plastic bag of dry material crushed to a nominal size of 1.70 millimeters. Overall the sample was light tan in color and was composed of approximately 95% fines. The sample contained small, opaque, shiny flakes of possibly gypsum.

Figure 2-11.
Hammer Zone Project
WH12163460R001, L845969
KCA Sample No. 66156 K



Note: Sample label in photograph is a standard 75 by 125 millimeter card.

The sample identified as WH12163460R001, L845969 (KCA Sample No. 66156 K) consisted of one plastic bag of dry material crushed to a nominal size of 1.70 millimeters. Overall the sample was light tan in color and was composed of approximately 98% fines. The sample contained small, opaque, shiny flakes of possibly gypsum.

Figure 2-12.
Hammer Zone Project
WH12153602R002, L845754
KCA Sample No. 66156 L



Note: Sample label in photograph is a standard 75 by 125 millimeter card.

The sample identified as WH12153602R002, L845754 (KCA Sample No. 66156 L) consisted of one plastic bag of dry material crushed to a nominal size of 1.70 millimeters. Overall the sample was dark brown in color and was composed of approximately 95% fines. The sample contained small, opaque, shiny flakes of possibly gypsum.

Figure 2-13.
Hammer Zone Project
WH12153602R024, L845776
KCA Sample No. 66156 M



Note: Sample label in photograph is a standard 75 by 125 millimeter card.

The sample identified as WH12153602R024, L845776 (KCA Sample No. 66156 M) consisted of one plastic bag of dry material crushed to a nominal size of 1.70 millimeters. Overall the sample was greyish brown in color and was composed of approximately 95% fines. The sample contained small, opaque, shiny flakes of possibly gypsum.

Figure 2-14.
Hammer Zone Project
WH12183398R007, L840941
KCA Sample No. 66156 N



Note: Sample label in photograph is a standard 75 by 125 millimeter card.

The sample identified as WH12183398R007, L840941 (KCA Sample No. 66156 N) consisted of one plastic bag of dry material crushed to a nominal size of 1.70 millimeters. Overall the sample was light grey in color and was composed of approximately 98% fines. The sample contained small, opaque, shiny flakes of possibly gypsum.

Figure 2-15.
Hammer Zone Project
WH12183398R032, L840966
KCA Sample No. 66156 O



Note: Sample label in photograph is a standard 75 by 125 millimeter card.

The sample identified as WH12183398R032, L840966 (KCA Sample No. 66156 O) consisted of one plastic bag of dry material crushed to a nominal size of 1.70 millimeters. Overall the sample was greyish brown in color and was composed of approximately 95% fines. The sample contained small, opaque, shiny flakes of possibly gypsum.

3.0 Head Analyses

A portion of head material from each sample was ring and puck pulverized and analyzed for silver content by wet chemistry methods. Additionally, the head material was also assayed by quantitative methods for sulfur with speciation for sulfide and sulfate sulfur.

3.1 Head Analyses for Silver

Head analysis for silver was conducted on the sample material. A portion of the head material was split out and ring and puck pulverized to a target size of 80% passing 0.075 millimeters. Silver content was determined using wet chemistry methods (4-acid digestion) with FAAS finish.

The results of the head analysis for silver are presented in Table 3-1.

Table 3-1.
Hammer Zone Project
Head Analysis – Silver

KCA Sample No.	Description	Assay, gms Ag/MT
66156 A	WH12138330R007, L845507	1040.61
66156 B	WH12138330R008, L845508	536.26
66156 C	WH12147489R003, L845575	276.03
66156 D	WH12147780R012, L845620	759.50
66156 E	WH12147780R023, L845631	584.47
66156 F	WH12147781R016, L845660	583.06
66156 G	WH12155784R036, L845668	1750.22
66156 H	WH12157358R008, L845904	592.66
66156 I	WH12157359R002, L845862	586.87
66156 J	WH12157359R035, L845895	19.20
66156 K	WH12163460R001, L845969	381.63
66156 L	WH12153602R002, L845754	515.16
66156 M	WH12153602R024, L845776	516.86
66156 N	WH12183398R007, L840941	382.25
66156 O	WH12183398R032, L840966	268.42

3.2 Head Analysis - Sulfur

Head analysis for sulfur with speciation for sulfide and sulfate sulfur were conducted utilizing a LECO CS 230 unit.

The results of the sulfur analysis are presented in Table 3-2.

Table 3-2.
Hammer Zone Project
Head Analysis – Sulfur

KCA Sample No.	Description	Total Sulfur, %	Sulfide Sulfur, %	Sulfate Sulfur, %
66156 A	WH12138330R007, L845507	0.16	0.04	0.13
66156 B	WH12138330R008, L845508	0.11	0.06	0.05
66156 C	WH12147489R003, L845575	0.07	0.03	0.03
66156 D	WH12147780R012, L845620	0.88	0.30	0.58
66156 E	WH12147780R023, L845631	1.22	0.60	0.62
66156 F	WH12147781R016, L845660	0.91	0.37	0.54
66156 G	WH12155784R036, L845668	0.06	0.03	0.03
66156 H	WH12157358R008, L845904	0.05	0.05	<0.01
66156 I	WH12157359R002, L845862	0.10	0.06	0.04
66156 J	WH12157359R035, L845895	0.04	0.04	<0.01
66156 K	WH12163460R001, L845969	0.12	0.06	0.06
66156 L	WH12153602R002, L845754	0.41	0.05	0.37
66156 M	WH12153602R024, L845776	0.04	0.04	<0.01
66156 N	WH12183398R007, L840941	1.09	0.49	0.59
66156 O	WH12183398R032, L840966	0.51	0.22	0.29

4.0 Bottle Roll Leach Test Work

Bottle roll leach testing was conducted on a portion of material split from each sample. For each test, a 250 gram portion of head material was ring and puck pulverized to a target size of 80% passing 0.075 millimeters and utilized for leach testing.

KCA Sample Nos. 66156 B, F, J and G were utilized for 96 hour bottle roll leach tests. The remaining samples were utilized for 120 hour leach tests.

The bottle roll test procedure is outlined in the following:

1. One 250 gram split of pulverized material was placed into a 1.0 liter bottle and slurried with 375 milliliters of tap water.

2. The slurry was mixed thoroughly and the pH of the slurry checked. The pH of the slurry was adjusted, as required, to 10.5 to 11.0 with hydrated lime.

3. Sodium cyanide was added to the slurry to a target amount of 5.0 grams per liter sodium cyanide. The bottle was then placed onto a set of laboratory rolls. Rolling throughout the duration of the test mixed the slurry.

4. The slurry was checked at 2, 4, 6, 24, 48, 72 and 96 hours for pH, dissolved oxygen (DO), NaCN, Au, Ag and Cu. Select tests were also checked at 120 hours.

5. Additional hydrated lime and sodium cyanide were added after each sample period, if required, to adjust the slurry to the target levels.

6. After completion of the leach period, the slurry was filtered, washed and dried.

From the dry tailings, duplicate portions were split out and assayed for residual gold and silver content. The reject material was stored.

These laboratory tests were conducted with hydrated lime for pH control. A discussion regarding the available lime index for the hydrated lime ($Ca(OH)_2$) and lime (CaO) utilized by KCA is presented in Section 5 of this report.

The gold and silver extraction results of the bottle roll test are summarized in Tables 4-1 and 4-2, respectively. The detailed individual results are presented in Tables 4-3 through 4-17.

Table 4-1.
Hammer Zone Project
Milled Cyanide Bottle Roll Leach Test
Gold Extraction Summary

KCA Sample No.	KCA Test No.	Description	Target p80 Size, mm	Client Head Assay, gms Au/MT	Calculated Head, gms Au/MT	Extracted, gms Au/MT	Avg. Tails, gms Au/MT	Au Extracted, %	Leach Time, hours	Consumption NaCN, kg/MT	Addition $Ca(OH)_2$, kg/MT
66156 B	66183 A	WH12138330R008, L845508	0.075	0.05	0.043	0.009	0.034	20%	96	3.34	1.60
66156 F	66183 B	WH12147781R016, L845660	0.075	0.167	0.093	0.019	0.074	21%	96	5.68	0.80
66156 J	66183 C	WH12157359R035, L845895	0.075	0.133	0.024	0.000	0.024	0%	96	1.12	0.40
66156 N	66183 D	WH12183398R007, L840941	0.075	0.01	0.020	0.001	0.019	4%	96	3.27	0.40
66156 A	67269 A	WH12138330R007, L845507	0.075	0.02	0.041	0.018	0.023	43%	120	5.16	2.00
66156 C	67269 B	WH12147489R003, L845575	0.075	0.01	0.015	0.002	0.014	10%	120	1.94	1.20
66156 D	67269 C	WH12147780R012, L845620	0.075	0.083	0.069	0.024	0.045	35%	120	5.91	0.80
66156 E	67269 D	WH12147780R023, L845631	0.075	0.217	0.087	0.007	0.080	8%	120	5.22	0.80
66156 G	67270 A	WH12155784R036, L845668	0.075	0.023	0.022	0.007	0.015	33%	120	3.52	1.20
66156 H	67270 B	WH12157358R008, L845904	0.075	0.088	0.036	0.018	0.018	49%	120	4.09	0.80
66156 I	67270 C	WH12157359R002, L845862	0.075	0.026	0.026	0.002	0.024	6%	120	4.39	2.00
66156 K	67270 D	WH12163460R001, L845969	0.075	0.0025	0.077	0.058	0.019	75%	120	3.47	0.80
66156 L	67271 A	WH12153602R002, L845754	0.075	0.051	0.041	0.006	0.035	14%	120	7.77	0.80
66156 M	67271 B	WH12153602R024, L845776	0.075	0.054	0.098	0.072	0.026	74%	120	2.61	1.60
66156 O	67271 C	WH12183398R032, L840966	0.075	0.06	0.044	0.011	0.033	26%	120	3.35	0.80

Table 4-2.
Hammer Zone Project
Milled Cyanide Bottle Roll Leach Test
Silver Extraction Summary

KCA Sample No.	KCA Test No.	Description	Target p80 Size, mm	Head Assay, gms Ag/MT	Calculated Head, gms Ag/MT	Extracted, gms Ag/MT	Avg. Tails, gms Ag/MT	Ag Extracted, %	Leach Time, hours	Consumption NaCN, kg/MT	Addition $Ca(OH)_2$, kg/MT
66156 B	66183 A	WH12138330R008, L845508	0.075	536.3	495	277	219	56%	96	3.34	1.60
66156 F	66183 B	WH12147781R016, L845660	0.075	583.1	612	497	115	81%	96	5.68	0.80
66156 J	66183 C	WH12157359R035, L845895	0.075	19.2	24.4	12.1	12.3	50%	96	1.12	0.40
66156 N	66183 D	WH12183398R007, L840941	0.075	382.3	400	258	142	64%	96	3.27	0.40
66156 A	67269 A	WH12138330R007, L845507	0.075	1040.6	1,077	998	78.2	93%	120	5.16	2.00
66156 C	67269 B	WH12147489R003, L845575	0.075	276.0	344	166	179	48%	120	1.94	1.20
66156 D	67269 C	WH12147780R012, L845620	0.075	759.5	776	725	51.2	93%	120	5.91	0.80
66156 E	67269 D	WH12147780R023, L845631	0.075	584.5	825	691	134	84%	120	5.22	0.80
66156 G	67270 A	WH12155784R036, L845668	0.075	1750.2	1,738	475	1,263	27%	120	3.52	1.20
66156 H	67270 B	WH12157358R008, L845904	0.075	592.7	591	366	225	62%	120	4.09	0.80
66156 I	67270 C	WH12157359R002, L845862	0.075	586.9	644	186	458	29%	120	4.39	2.00
66156 K	67270 D	WH12163460R001, L845969	0.075	381.6	461	365	96.0	79%	120	3.47	0.80
66156 L	67271 A	WH12153602R002, L845754	0.075	515.2	461	372	89.0	81%	120	7.77	0.80
66156 M	67271 B	WH12153602R024, L845776	0.075	516.9	502	286	216	57%	120	2.61	1.60
66156 O	67271 C	WH12183398R032, L840966	0.075	268.4	290	261	29.3	90%	120	3.35	0.80

Table 4-3.
Hammer Zone Project
WH12138330R008, L845508
KCA Sample No. 66156 B
KCA Test No. 66183 A
Cyanide Bottle Roll Leach Test, Target 5.0 grams per liter NaCN
Pulverized Material, Target 80% passing 0.075 millimeters
(250 grams solids + 375 milliliters solution)

KCA Sample No.	KCA Test No.	Period, hours	pH*	Dissolved Oxygen, mg/L**	Free NaCN, gpL*	Total NaCN, gpL*	Added NaCN, grams	Added $Ca(OH)_2$, grams	Volume Out, mLs***	Volume In, mLs***	Feed Ore Wt., grams	Total Solution Volume, mLs	Solution AAS, mg Au/L	Solution AAS, mg Cu/L	Extracted, gms Au/MT	Cumulative Au Extraction, %
66156 B	66183 A	0	8.0	--	--	--	1.88	0.10	--	--	250	375	--	--	--	0%
		2	9.8	6.4	3.53	4.22	0.33	0.10	20	20	250	375	0.03	4.44	0.045	104%
		4	10.1	8.4	4.20	4.73	0.10	0.10	20	20	250	375	0.02	4.58	0.032	75%
		6	10.3	6.8	4.10	4.40	0.34	0.10	20	20	250	375	0.01	4.43	0.019	44%
		24	10.5	6.4	4.75	5.01	0.09	0.00	20	20	250	375	0.01	5.11	0.020	46%
		48	10.5	6.1	4.60	4.75	0.15	0.00	20	20	250	375	0.01	5.07	0.021	48%
		72	10.6	6.7	4.50	4.61	0.19	0.00	20	20	250	375	0.01	5.58	0.021	50%
		96	10.7	6.7	4.62	4.77	--	--	20	20	250	375	0.02	4.99	0.037	86%
										Filtrate + Wash:	250	1,800	0.00	--	0.009	20%
													Tail Assay, gms/MT:		0.031	
										Chemical Consumptions					0.038	
										Sodium Cyanide, kilograms NaCN per dry tonne of ore:		3.34	Avg. Tails, gms/MT:		0.034	
										Hydrated lime, kilograms $Ca(OH)_2$ per dry tonne of ore:		1.60	Calc. Head, gms/MT:		0.043	
													Extracted, %:		20%	

Notes: (*) - Before chemical additions. (**) - Sparged with oxygen when below 4. (***) - 20 mLs removed at each sampling interval and replaced with fresh water.

KCA Sample No.	KCA Test No.	Period, hours	pH*	Dissolved Oxygen, mg/L**	Free NaCN, gpL*	Total NaCN, gpL*	Added NaCN, grams	Added $Ca(OH)_2$, grams	Volume Out, mLs***	Volume In, mLs***	Feed Ore Wt., grams	Total Solution Volume, mLs	Solution AAS, mg Ag/L	Solution AAS, mg Cu/L	Extracted, gms Ag/MT	Cumulative Ag Extraction, %
66156 B	66183 A	0	8.0	--	--	--	1.88	0.10	--	--	250	375	--	--	--	0%
		2	9.8	6.4	3.53	4.22	0.33	0.10	20	20	250	375	158	4.44	237	48%
		4	10.1	8.4	4.20	4.73	0.10	0.10	20	20	250	375	146	4.58	232	47%
		6	10.3	6.8	4.10	4.40	0.34	0.10	20	20	250	375	142	4.43	237	48%
		24	10.5	6.4	4.75	5.01	0.09	0.00	20	20	250	375	152	5.11	264	53%
		48	10.5	6.1	4.60	4.75	0.15	0.00	20	20	250	375	142	5.07	261	53%
		72	10.6	6.7	4.50	4.61	0.19	0.00	20	20	250	375	134	5.58	260	53%
		96	10.7	6.7	4.62	4.77	--	--	20	20	250	375	126	4.99	259	52%
										Filtrate + Wash:	250	1,800	27.3	--	277	56%
													Tail Assay, gms/MT:		218	
										Chemical Consumptions					220	
										Sodium Cyanide, kilograms NaCN per dry tonne of ore:		3.34	Avg. Tails, gms/MT:		219	
										Hydrated lime, kilograms $Ca(OH)_2$ per dry tonne of ore:		1.60	Calc. Head, gms/MT:		495	
													Extracted, %:		56%	

Notes: (*) - Before chemical additions. (**) - Sparged with oxygen when below 4. (***) - 20 mLs removed at each sampling interval and replaced with fresh water.

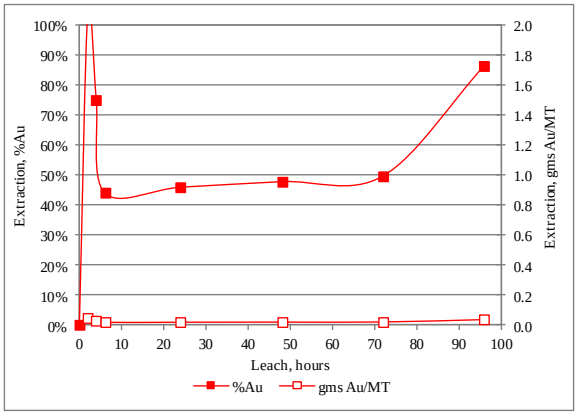

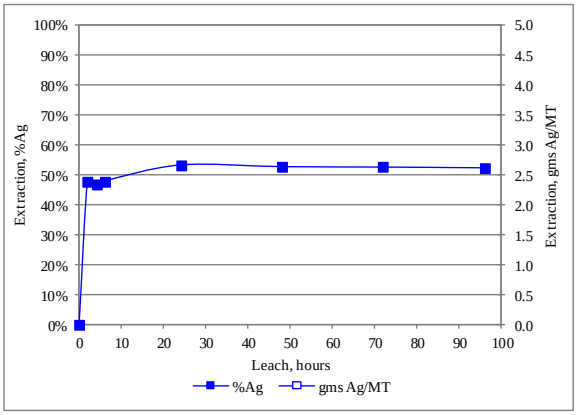

Table 4-4.
Hammer Zone Project
WH12147781R016, L845660
KCA Sample No. 66156 F
KCA Test No. 66183 B
Cyanide Bottle Roll Leach Test, Target 5.0 grams per liter NaCN
Pulverized Material, Target 80% passing 0.075 millimeters
(250 grams solids + 375 milliliters solution)

KCA Sample No.	KCA Test No.	Period, hours	pH*	Dissolved Oxygen, mg/L**	Free NaCN, gpL*	Total NaCN, gpL*	Added NaCN, grams	Added $Ca(OH)_2$, grams	Volume Out, mLs***	Volume In, mLs***	Feed Ore Wt., grams	Total Solution Volume, mLs	Solution AAS, mg Au/L	Solution AAS, mg Cu/L	Extracted, gms Au/MT	Cumulative Au Extraction, %
66156 F	66183 B	0	7.4	--	--	--	1.88	0.10	--	--	250	375	--	--	--	0%
		2	10.4	3.6	2.92	3.02	0.75	0.10	20	20	250	375	0.05	381	0.075	81%
		4	11.0	10.1	4.33	4.44	0.25	0.00	20	20	250	375	0.04	355	0.064	69%
		6	11.0	5.6	4.71	4.84	0.11	0.00	20	20	250	375	0.03	353	0.052	56%
		24	11.1	6.0	3.90	3.90	0.41	0.00	20	20	250	375	0.03	327	0.055	59%
		48	11.2	5.9	4.80	4.80	0.08	0.00	20	20	250	375	0.03	326	0.057	61%
		72	11.1	5.7	4.55	4.55	0.17	0.00	20	20	250	375	0.03	314	0.059	64%
		96	11.2	6.6	4.60	4.60	--	--	20	20	250	375	0.03	304	0.062	67%
										Filtrate + Wash:	250	1,570	0.00	--	0.019	21%
													Tail Assay, gms/MT:		0.072	
										Chemical Consumptions					0.075	
										Sodium Cyanide, kilograms NaCN per dry tonne of ore:		5.68	Avg. Tails, gms/MT:		0.074	
										Hydrated lime, kilograms $Ca(OH)_2$ per dry tonne of ore:		0.80	Calc. Head, gms/MT:		0.093	
													Extracted, %:		21%	

Notes: (*) - Before chemical additions. (**) - Sparged with oxygen when below 4. (***) - 20 mLs removed at each sampling interval and replaced with fresh water.

KCA Sample No.	KCA Test No.	Period, hours	pH*	Dissolved Oxygen, mg/L**	Free NaCN, gpL*	Total NaCN, gpL*	Added NaCN, grams	Added $Ca(OH)_2$, grams	Volume Out, mLs***	Volume In, mLs***	Feed Ore Wt., grams	Total Solution Volume, mLs	Solution AAS, mg Ag/L	Solution AAS, mg Cu/L	Extracted, gms Ag/MT	Cumulative Ag Extraction, %
66156 F	66183 B	0	7.4	--	--	--	1.88	0.10	--	--	250	375	--	--	--	0%
		2	10.4	3.6	2.92	3.02	0.75	0.10	20	20	250	375	195	381	293	48%
		4	11.0	10.1	4.33	4.44	0.25	0.00	20	20	250	375	210	355	331	54%
		6	11.0	5.6	4.71	4.84	0.11	0.00	20	20	250	375	227	353	373	61%
		24	11.1	6.0	3.90	3.90	0.41	0.00	20	20	250	375	256	327	435	71%
		48	11.2	5.9	4.80	4.80	0.08	0.00	20	20	250	375	262	326	464	76%
		72	11.1	5.7	4.55	4.55	0.17	0.00	20	20	250	375	258	314	479	78%
		96	11.2	6.6	4.60	4.60	--	--	20	20	250	375	250	304	488	80%
										Filtrate + Wash:	250	1,570	58	--	497	81%
													Tail Assay, gms/MT:		115	
										Chemical Consumptions					116	
										Sodium Cyanide, kilograms NaCN per dry tonne of ore:		5.68	Avg. Tails, gms/MT:		115	
										Hydrated lime, kilograms $Ca(OH)_2$ per dry tonne of ore:		0.80	Calc. Head, gms/MT:		612	
													Extracted, %:		81%	

Notes: (*) - Before chemical additions. (**) - Sparged with oxygen when below 4. (***) - 20 mLs removed at each sampling interval and replaced with fresh water.

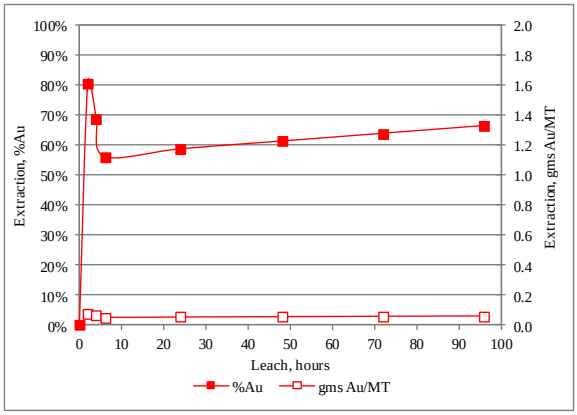

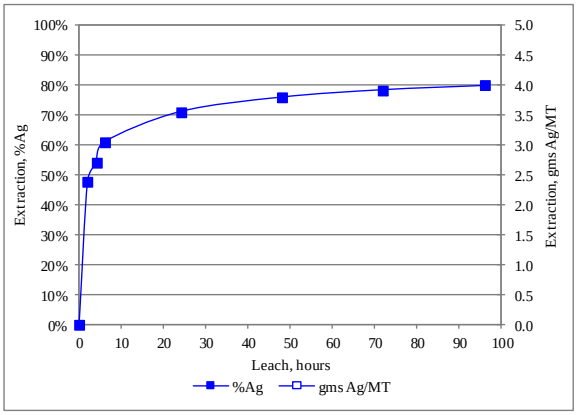

Table 4-5.
Hammer Zone Project
WH12157359R035, L845895
KCA Sample No. 66156 J
KCA Test No. 66183 C
Cyanide Bottle Roll Leach Test, Target 5.0 grams per liter NaCN
Pulverized Material, Target 80% passing 0.075 millimeters
(250 grams solids + 375 milliliters solution)

KCA Sample No.	KCA Test No.	Period, hours	pH*	Dissolved Oxygen, mg/L**	Free NaCN, gpL*	Total NaCN, gpL*	Added NaCN, grams	Added $Ca(OH)_2$, grams	Volume Out, mLs***	Volume In, mLs***	Feed Ore Wt., grams	Total Solution Volume, mLs	Solution AAS, mg Au/L	Solution AAS, mg Cu/L	Extracted, gms Au/MT	Cumulative Au Extraction, %
66156 J	66183 C	0	8.3	--	--	--	1.88	0.10	--	--	250	375	--	--	--	0%
		2	10.5	5.8	4.57	4.79	0.16	0.00	20	20	250	375	0.00	2.65	0.000	0%
		4	10.5	7.8	4.68	4.89	0.12	0.00	20	20	250	375	0.00	8.63	0.000	0%
		6	10.5	6.2	4.93	5.07	0.00	0.00	20	20	250	375	0.00	2.32	0.000	0%
		24	10.6	5.8	4.48	4.68	0.20	0.00	20	20	250	375	0.00	1.74	0.000	0%
		48	10.6	5.9	4.75	4.90	0.09	0.00	20	20	250	375	0.00	1.95	0.000	0%
		72	10.7	5.9	4.55	4.79	0.17	0.00	20	20	250	375	0.00	6.06	0.000	0%
		96	10.8	6.4	4.75	4.93	--	--	20	20	250	375	0.00	3.03	0.000	0%
										Filtrate + Wash:	250	1,556	0.00	--	0.000	0%
													Tail Assay, gms/MT:		0.024	
										Chemical Consumptions					0.024	
										Sodium Cyanide, kilograms NaCN per dry tonne of ore:		1.12	Avg. Tails, gms/MT:		0.024	
										Hydrated lime, kilograms $Ca(OH)_2$ per dry tonne of ore:		0.40	Calc. Head, gms/MT:		0.024	
													Extracted, %:		0%	

Notes: (*) - Before chemical additions. (**) - Sparged with oxygen when below 4. (***) - 20 mLs removed at each sampling interval and replaced with fresh water.

KCA Sample No.	KCA Test No.	Period, hours	pH*	Dissolved Oxygen, mg/L**	Free NaCN, gpL*	Total NaCN, gpL*	Added NaCN, grams	Added $Ca(OH)_2$, grams	Volume Out, mLs***	Volume In, mLs***	Feed Ore Wt., grams	Total Solution Volume, mLs	Solution AAS, mg Ag/L	Solution AAS, mg Cu/L	Extracted, gms Ag/MT	Cumulative Ag Extraction, %
66156 J	66183 C	0	8.3	--	--	--	1.88	0.10	--	--	250	375	--	--	--	0%
		2	10.5	5.8	4.57	4.79	0.16	0.00	20	20	250	375	7.7	2.65	11.6	47%
		4	10.5	7.8	4.68	4.89	0.12	0.00	20	20	250	375	11.2	8.63	17.4	71%
		6	10.5	6.2	4.93	5.07	0.00	0.00	20	20	250	375	7.2	2.32	12.3	50%
		24	10.6	5.8	4.48	4.68	0.20	0.00	20	20	250	375	7.1	1.74	12.7	52%
		48	10.6	5.9	4.75	4.90	0.09	0.00	20	20	250	375	6.9	1.95	13.0	53%
		72	10.7	5.9	4.55	4.79	0.17	0.00	20	20	250	375	9.8	6.06	17.9	73%
		96	10.8	6.4	4.75	4.93	--	--	20	20	250	375	8.0	3.03	16.0	66%
										Filtrate + Wash:	250	1,556	1.20	--	12.1	50%
													Tail Assay, gms/MT:		12.4	
										Chemical Consumptions					12.2	
										Sodium Cyanide, kilograms NaCN per dry tonne of ore:		1.12	Avg. Tails, gms/MT:		12.3	
										Hydrated lime, kilograms $Ca(OH)_2$ per dry tonne of ore:		0.40	Calc. Head, gms/MT:		24.4	
													Extracted, %:		50%	

Notes: (*) - Before chemical additions. (**) - Sparged with oxygen when below 4. (***) - 20 mLs removed at each sampling interval and replaced with fresh water.

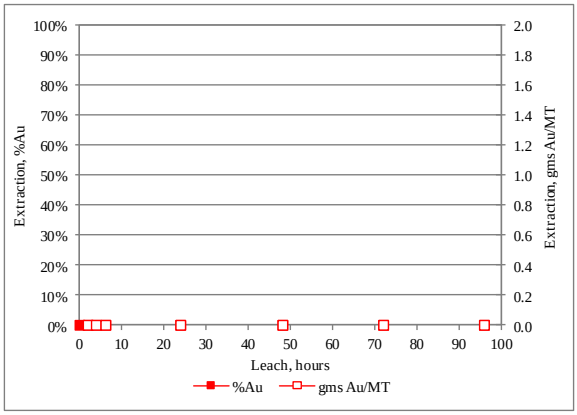

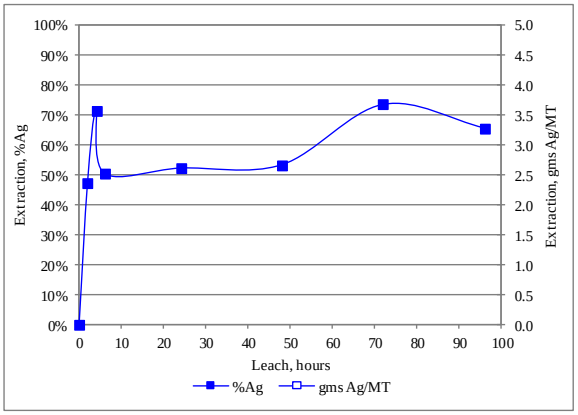

Table 4-6.
Hammer Zone Project
WH12183398R007, L840941
KCA Sample No. 66156 N
KCA Test No. 66183 D
Cyanide Bottle Roll Leach Test, Target 5.0 grams per liter NaCN
Pulverized Material, Target 80% passing 0.075 millimeters
(250 grams solids + 375 milliliters solution)

KCA Sample No.	KCA Test No.	Period, hours	pH*	Dissolved Oxygen, mg/L**	Free NaCN, gpL*	Total NaCN, gpL*	Added NaCN, grams	Added $Ca(OH)_2$, grams	Volume Out, mLs***	Volume In, mLs***	Feed Ore Wt., grams	Total Solution Volume, mLs	Solution AAS, mg Au/L	Solution AAS, mg Cu/L	Extracted, gms Au/MT	Cumulative Au Extraction, %
66156 N	66183 D	0	8.4	--	--	--	1.88	0.10	--	--	250	375	--	--	--	0%
		2	10.6	4.9	4.37	4.69	0.24	0.00	20	20	250	375	0.01	16.3	0.015	76%
		4	10.6	6.7	4.70	4.96	0.11	0.00	20	20	250	375	0.00	16.0	0.001	4%
		6	10.6	6.3	4.74	4.97	0.10	0.00	20	20	250	375	0.00	17.9	0.001	4%
		24	11.1	6.0	4.35	4.35	0.24	0.00	20	20	250	375	0.00	50.0	0.001	4%
		48	11.4	5.7	4.30	4.30	0.26	0.00	20	20	250	375	0.00	63.5	0.001	4%
		72	11.5	6.1	4.55	4.55	0.17	0.00	20	20	250	375	0.00	69.1	0.001	4%
		96	11.6	5.9	4.38	4.43	--	--	20	20	250	375	0.00	69.2	0.001	4%
										Filtrate + Wash:	250	1,500	0.00	--	0.001	4%
													Tail Assay, gms/MT:		0.017	
										Chemical Consumptions					0.021	
										Sodium Cyanide, kilograms NaCN per dry tonne of ore:		3.27	Avg. Tails, gms/MT:		0.019	
										Hydrated lime, kilograms $Ca(OH)_2$ per dry tonne of ore:		0.40	Calc. Head, gms/MT:		0.020	
													Extracted, %:		4%	

Notes: (*) - Before chemical additions. (**) - Sparged with oxygen when below 4. (***) - 20 mLs removed at each sampling interval and replaced with fresh water.

KCA Sample No.	KCA Test No.	Period, hours	pH*	Dissolved Oxygen, mg/L**	Free NaCN, gpL*	Total NaCN, gpL*	Added NaCN, grams	Added $Ca(OH)_2$, grams	Volume Out, mLs***	Volume In, mLs***	Feed Ore Wt., grams	Total Solution Volume, mLs	Solution AAS, mg Ag/L	Solution AAS, mg Cu/L	Extracted, gms Ag/MT	Cumulative Ag Extraction, %
66156 N	66183 D	0	8.4	--	--	--	1.88	0.10	--	--	250	375	--	--	--	0%
		2	10.6	4.9	4.37	4.69	0.24	0.00	20	20	250	375	27.1	16.3	40.7	10%
		4	10.6	6.7	4.70	4.96	0.11	0.00	20	20	250	375	34.5	16.0	53.9	13%
		6	10.6	6.3	4.74	4.97	0.10	0.00	20	20	250	375	41.9	17.9	67.8	17%
		24	11.1	6.0	4.35	4.35	0.24	0.00	20	20	250	375	95	50.0	151	38%
		48	11.4	5.7	4.30	4.30	0.26	0.00	20	20	250	375	122	63.5	199	50%
		72	11.5	6.1	4.55	4.55	0.17	0.00	20	20	250	375	131	69.1	222	56%
		96	11.6	5.9	4.38	4.43	--	--	20	20	250	375	128	69.2	228	57%
										Filtrate + Wash:	250	1,500	35.2	--	258	64%
													Tail Assay, gms/MT:		143	
										Chemical Consumptions					142	
										Sodium Cyanide, kilograms NaCN per dry tonne of ore:		3.27	Avg. Tails, gms/MT:		142	
										Hydrated lime, kilograms $Ca(OH)_2$ per dry tonne of ore:		0.40	Calc. Head, gms/MT:		400	
													Extracted, %:		64%	

Notes: (*) - Before chemical additions. (**) - Sparged with oxygen when below 4. (***) - 20 mLs removed at each sampling interval and replaced with fresh water.

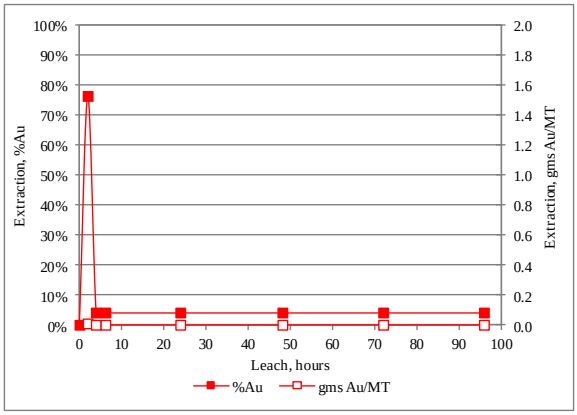

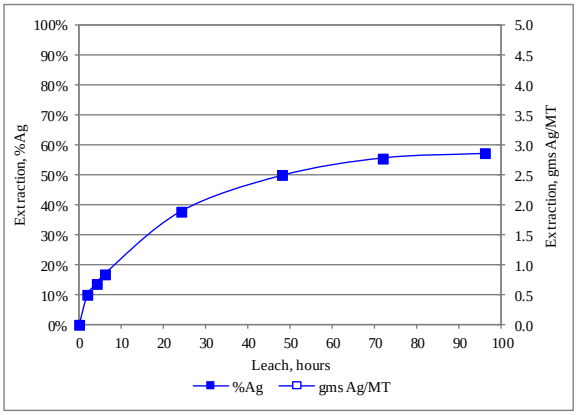

Table 4-7.
Hammer Zone Project
WH12138330R007, L845507
KCA Sample No. 66156 A
KCA Test No. 67269 A
Cyanide Bottle Roll Leach Test, Target 5.0 grams per liter NaCN
Pulverized Material, Target 80% passing 0.075 millimeters
(250 grams solids + 375 milliliters solution)

KCA Sample No.	KCA Test No.	Period, hours	pH*	Dissolved Oxygen, mg/L**	Free NaCN, gpL*	Total NaCN, gpL*	Added NaCN, grams	Added $Ca(OH)_2$, grams	Volume Out, mLs***	Volume In, mLs***	Feed Ore Wt., grams	Total Solution Volume, mLs	Solution AAS, mg Au/L	Solution AAS, mg Cu/L	Extracted, gms Au/MT	Cumulative Au Extraction, %
66156 A	67269 A	0	6.4	--	--	--	1.88	0.20	--	--	250	375	--	--	--	0%
		2	10.1	6.1	3.30	3.79	0.45	0.10	20	20	250	375	0.02	108	0.030	74%
		4	10.3	6.3	4.12	4.61	0.15	0.10	20	20	250	375	0.06	107	0.092	225%
		6	10.5	6.4	4.38	4.81	0.23	0.00	20	20	250	375	0.04	107	0.066	163%
		24	10.2	6.4	3.61	4.15	0.32	0.10	20	20	250	375	0.02	116	0.040	97%
		48	10.2	6.2	4.47	4.88	0.05	0.00	20	20	250	375	0.02	125	0.041	101%
		72	10.5	6.0	4.08	4.40	0.35	0.00	20	20	250	375	0.02	131	0.043	105%
		96	10.7	6.0	4.70	5.13	0.11	0.00	20	20	250	375	0.03	157	0.059	146%
		120	10.8	6.0	4.47	4.85	--	--	20	20	250	375	0.01	129	0.032	78%
										Filtrate + Wash:	250	1,340	0.00	--	0.018	43%
													Tail Assay, gms/MT:		0.024	
										Chemical Consumptions					0.022	
										Sodium Cyanide, kilograms NaCN per dry tonne of ore:		5.16	Avg. Tails, gms/MT:		0.023	
										Hydrated lime, kilograms $Ca(OH)_2$ per dry tonne of ore:		2.00	Calc. Head, gms/MT:		0.041	
													Extracted, %:		43%	

Notes: (*) - Before chemical additions. (**) - Sparged with oxygen when below 4. (***) - 20 mLs removed at each sampling interval and replaced with fresh water.

KCA Sample No.	KCA Test No.	Period, hours	pH*	Dissolved Oxygen, mg/L**	Free NaCN, gpL*	Total NaCN, gpL*	Added NaCN, grams	Added $Ca(OH)_2$, grams	Volume Out, mLs***	Volume In, mLs***	Feed Ore Wt., grams	Total Solution Volume, mLs	Solution AAS, mg Ag/L	Solution AAS, mg Cu/L	Extracted, gms Ag/MT	Cumulative Ag Extraction, %
66156 A	67269 A	0	6.4	--	--	--	1.88	0.20	--	--	250	375	--	--	--	0%
		2	10.1	6.1	3.30	3.79	0.45	0.10	20	20	250	375	353	108	530	49%
		4	10.3	6.3	4.12	4.61	0.15	0.10	20	20	250	375	377	107	594	55%
		6	10.5	6.4	4.38	4.81	0.23	0.00	20	20	250	375	403	107	663	62%
		24	10.2	6.4	3.61	4.15	0.32	0.10	20	20	250	375	491	116	827	77%
		48	10.2	6.2	4.47	4.88	0.05	0.00	20	20	250	375	519	125	908	84%
		72	10.5	6.0	4.08	4.40	0.35	0.00	20	20	250	375	538	131	978	91%
		96	10.7	6.0	4.70	5.13	0.11	0.00	20	20	250	375	550	157	1,039	97%
		120	10.8	6.0	4.47	4.85	--	--	20	20	250	375	540	129	1,068	99%
										Filtrate + Wash:	250	1,340	130	--	998	93%
													Tail Assay, gms/MT:		77.6	
										Chemical Consumptions					78.8	
										Sodium Cyanide, kilograms NaCN per dry tonne of ore:		5.16	Avg. Tails, gms/MT:		78.2	
										Hydrated lime, kilograms $Ca(OH)_2$ per dry tonne of ore:		2.00	Calc. Head, gms/MT:		1,077	
													Extracted, %:		93%	

Notes: (*) - Before chemical additions. (**) - Sparged with oxygen when below 4. (***) - 20 mLs removed at each sampling interval and replaced with fresh water.

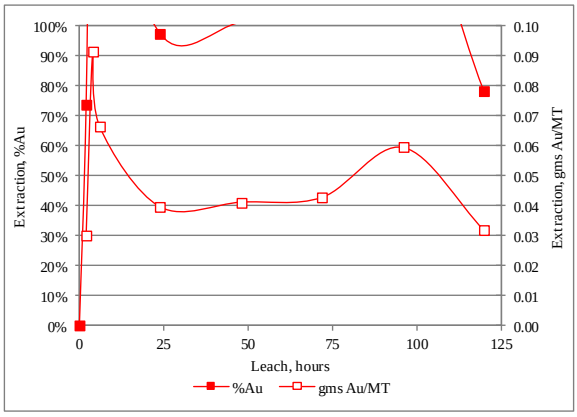

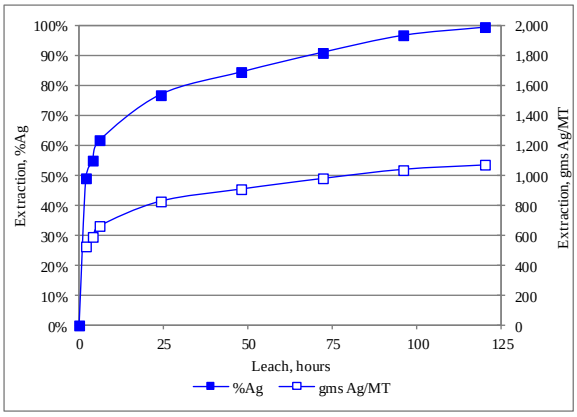

Table 4-8.
Hammer Zone Project
WH12147489R003, L845575
KCA Sample No. 66156 C
KCA Test No. 67269 B
Cyanide Bottle Roll Leach Test, Target 5.0 grams per liter NaCN
Pulverized Material, Target 80% passing 0.075 millimeters
(250 grams solids + 375 milliliters solution)

KCA Sample No.	KCA Test No.	Period, hours	pH*	Dissolved Oxygen, mg/L**	Free NaCN, gpL*	Total NaCN, gpL*	Added NaCN, grams	Added $Ca(OH)_2$, grams	Volume Out, mLs***	Volume In, mLs***	Feed Ore Wt., grams	Total Solution Volume, mLs	Solution AAS, mg Au/L	Solution AAS, mg Cu/L	Extracted, gms Au/MT	Cumulative Au Extraction, %
66156 C	67269 B	0	7.1	--	--	--	1.88	0.20	--	--	250	375	--	--	--	0%
		2	10.4	6.8	4.31	4.54	0.17	0.10	20	20	250	375	0.00	4.59	0.000	0%
		4	10.7	6.8	4.75	4.88	0.05	0.00	20	20	250	375	0.01	5.05	0.015	98%
		6	10.7	6.6	4.50	4.66	0.19	0.00	20	20	250	375	0.01	5.65	0.016	103%
		24	10.6	6.7	4.60	4.74	0.15	0.00	20	20	250	375	0.00	5.83	0.002	10%
		48	10.5	6.4	4.75	4.94	0.09	0.00	20	20	250	375	0.00	5.56	0.002	10%
		72	10.5	6.1	4.50	4.69	0.19	0.00	20	20	250	375	0.00	5.46	0.002	10%
		96	10.7	6.2	4.68	4.81	0.12	0.00	20	20	250	375	0.00	5.38	0.002	10%
		120	10.7	6.1	4.57	4.76	--	--	20	20	250	375	0.00	5.28	0.002	10%
										Filtrate + Wash:	250	1,580	0.00	--	0.002	10%
													Tail Assay, gms/MT:		0.014	
										Chemical Consumptions					0.014	
										Sodium Cyanide, kilograms NaCN per dry tonne of ore:		1.94	Avg. Tails, gms/MT:		0.014	
										Hydrated lime, kilograms $Ca(OH)_2$ per dry tonne of ore:		1.20	Calc. Head, gms/MT:		0.015	
													Extracted, %:		10%	

Notes: (*) - Before chemical additions. (**) - Sparged with oxygen when below 4. (***) - 20 mLs removed at each sampling interval and replaced with fresh water.

KCA Sample No.	KCA Test No.	Period, hours	pH*	Dissolved Oxygen, mg/L**	Free NaCN, gpL*	Total NaCN, gpL*	Added NaCN, grams	Added $Ca(OH)_2$, grams	Volume Out, mLs***	Volume In, mLs***	Feed Ore Wt., grams	Total Solution Volume, mLs	Solution AAS, mg Ag/L	Solution AAS, mg Cu/L	Extracted, gms Ag/MT	Cumulative Ag Extraction, %
66156 C	67269 B	0	7.1	--	--	--	1.88	0.20	--	--	250	375	--	--	--	0%
		2	10.4	6.8	4.31	4.54	0.17	0.10	20	20	250	375	84	4.59	126	37%
		4	10.7	6.8	4.75	4.88	0.05	0.00	20	20	250	375	89	5.05	140	41%
		6	10.7	6.6	4.50	4.66	0.19	0.00	20	20	250	375	84	5.65	140	41%
		24	10.6	6.7	4.60	4.74	0.15	0.00	20	20	250	375	83	5.83	145	42%
		48	10.5	6.4	4.75	4.94	0.09	0.00	20	20	250	375	90	5.56	162	47%
		72	10.5	6.1	4.50	4.69	0.19	0.00	20	20	250	375	80	5.46	154	45%
		96	10.7	6.2	4.68	4.81	0.12	0.00	20	20	250	375	77	5.38	156	45%
		120	10.7	6.1	4.57	4.76	--	--	20	20	250	375	79	5.28	165	48%
										Filtrate + Wash:	250	1,580	17.8	--	166	48%
													Tail Assay, gms/MT:		179	
										Chemical Consumptions					178	
										Sodium Cyanide, kilograms NaCN per dry tonne of ore:		1.94	Avg. Tails, gms/MT:		179	
										Hydrated lime, kilograms $Ca(OH)_2$ per dry tonne of ore:		1.20	Calc. Head, gms/MT:		344	
													Extracted, %:		48%	

Notes: (*) - Before chemical additions. (**) - Sparged with oxygen when below 4. (***) - 20 mLs removed at each sampling interval and replaced with fresh water.

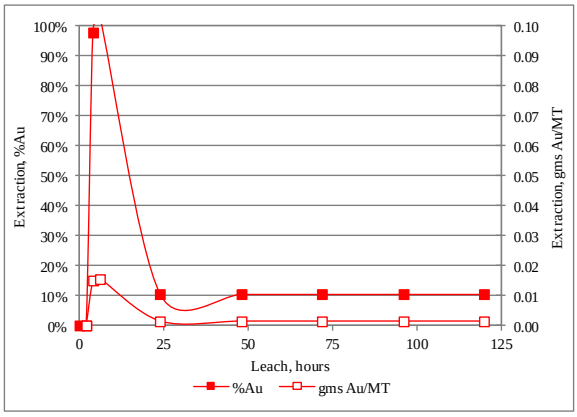

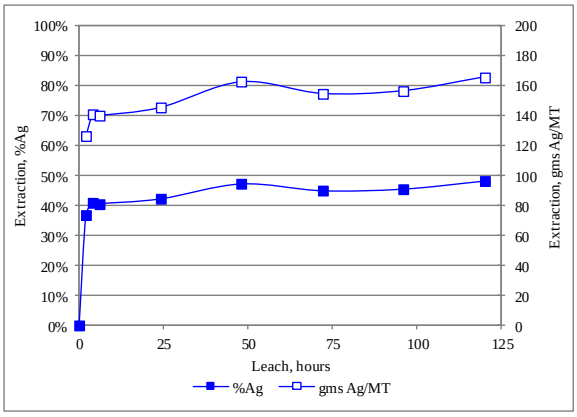

Table 4-9.
Hammer Zone Project
WH12147780R012, L845620
KCA Sample No. 66156 D
KCA Test No. 67269 C
Cyanide Bottle Roll Leach Test, Target 5.0 grams per liter NaCN
Pulverized Material, Target 80% passing 0.075 millimeters
(250 grams solids + 375 milliliters solution)

KCA Sample No.	KCA Test No.	Period, hours	pH*	Dissolved Oxygen, mg/L**	Free NaCN, gpL*	Total NaCN, gpL*	Added NaCN, grams	Added $Ca(OH)_2$, grams	Volume Out, mLs***	Volume In, mLs***	Feed Ore Wt., grams	Total Solution Volume, mLs	Solution AAS, mg Au/L	Solution AAS, mg Cu/L	Extracted, gms Au/MT	Cumulative Au Extraction, %
66156 D	67269 C	0	6.6	--	--	--	1.88	0.20	--	--	250	375	--	--	--	0%
		2	11.1	2.8	3.23	3.41	0.60	0.00	20	20	250	375	0.04	222	0.060	88%
		4	11.1	13.9	4.20	4.35	0.24	0.00	20	20	250	375	0.03	266	0.048	70%
		6	11.1	5.7	4.60	4.85	0.15	0.00	20	20	250	375	0.03	283	0.051	74%
		24	11.4	4.2	4.33	4.47	0.25	0.00	20	20	250	375	0.03	342	0.053	77%
		48	11.4	5.7	4.58	4.58	0.16	0.00	20	20	250	375	0.04	323	0.070	103%
		72	11.4	5.3	4.27	4.27	0.27	0.00	20	20	250	375	0.02	378	0.044	64%
		96	11.5	5.7	4.38	4.44	0.23	0.00	20	20	250	375	0.09	369	0.150	219%
		120	11.6	5.6	4.56	4.56	--	--	20	20	250	375	0.02	349	0.052	76%
										Filtrate + Wash:	250			--	0.024	35%
													Tail Assay, gms/MT:		0.045	
										Chemical Consumptions					0.045	
										Sodium Cyanide, kilograms NaCN per dry tonne of ore:		5.91	Avg. Tails, gms/MT:		0.045	
										Hydrated lime, kilograms $Ca(OH)_2$ per dry tonne of ore:		0.80	Calc. Head, gms/MT:		0.069	
													Extracted, %:		35%	

Notes: (*) - Before chemical additions. (**) - Sparged with oxygen when below 4. (***) - 20 mLs removed at each sampling interval and replaced with fresh water.

KCA Sample No.	KCA Test No.	Period, hours	pH*	Dissolved Oxygen, mg/L**	Free NaCN, gpL*	Total NaCN, gpL*	Added NaCN, grams	Added $Ca(OH)_2$, grams	Volume Out, mLs***	Volume In, mLs***	Feed Ore Wt., grams	Total Solution Volume, mLs	Solution AAS, mg Ag/L	Solution AAS, mg Cu/L	Extracted, gms Ag/MT	Cumulative Ag Extraction, %
66156 D	67269 C	0	6.6	--	--	--	1.88	0.20	--	--	250	375	--	--	--	0%
		2	11.1	2.8	3.23	3.41	0.60	0.00	20	20	250	375	222	222	333	43%
		4	11.1	13.9	4.20	4.35	0.24	0.00	20	20	250	375	266	266	417	54%
		6	11.1	5.7	4.60	4.85	0.15	0.00	20	20	250	375	283	283	464	60%
		24	11.4	4.2	4.33	4.47	0.25	0.00	20	20	250	375	342	342	575	74%
		48	11.4	5.7	4.58	4.58	0.16	0.00	20	20	250	375	323	323	574	74%
		72	11.4	5.3	4.27	4.27	0.27	0.00	20	20	250	375	378	378	682	88%
		96	11.5	5.7	4.38	4.44	0.23	0.00	20	20	250	375	369	369	699	90%
		120	11.6	5.6	4.56	4.56	--	--	20	20	250	375	349	349	698	90%
										Filtrate + Wash:	250	1,436	91	--	725	93%
													Tail Assay, gms/MT:		51.1	
										Chemical Consumptions					51.3	
										Sodium Cyanide, kilograms NaCN per dry tonne of ore:		5.91	Avg. Tails, gms/MT:		51.2	
										Hydrated lime, kilograms $Ca(OH)_2$ per dry tonne of ore:		0.80	Calc. Head, gms/MT:		776	
													Extracted, %:		93%	

Notes: (*) - Before chemical additions. (**) - Sparged with oxygen when below 4. (***) - 20 mLs removed at each sampling interval and replaced with fresh water.

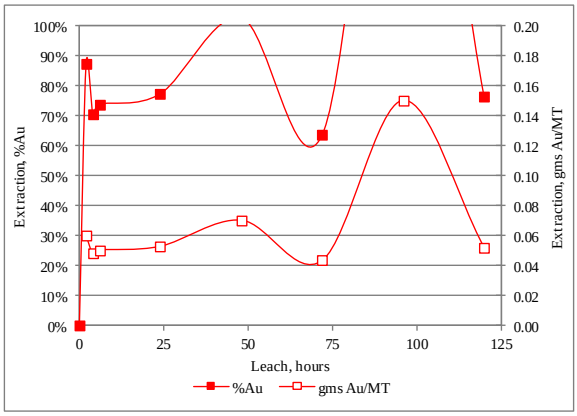

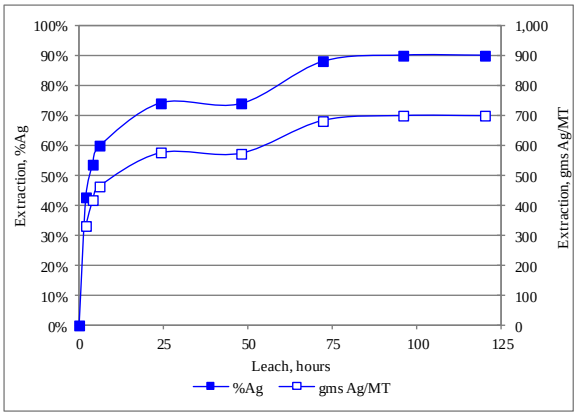

Table 4-10.
Hammer Zone Project
WH12147780R023, L845631
KCA Sample No. 66156 E
KCA Test No. 67269 D
Cyanide Bottle Roll Leach Test, Target 5.0 grams per liter NaCN
Pulverized Material, Target 80% passing 0.075 millimeters
(250 grams solids + 375 milliliters solution)

KCA Sample No.	KCA Test No.	Period, hours	pH*	Dissolved Oxygen, mg/L**	Free NaCN, gpL*	Total NaCN, gpL*	Added NaCN, grams	Added $Ca(OH)_2$, grams	Volume Out, mLs***	Volume In, mLs***	Feed Ore Wt., grams	Total Solution Volume, mLs	Solution AAS, mg Au/L	Solution AAS, mg Cu/L	Extracted, gms Au/MT	Cumulative Au Extraction, %
66156 E	67269 D	0	7.7	--	--	--	1.88	0.20	--	--	250	375	--	--	--	0%
		2	11.0	2.5	4.35	4.47	0.20	0.00	20	20	250	375	0.01	36.5	0.015	17%
		4	11.1	14.8	4.50	4.57	0.16	0.00	20	20	250	375	0.01	57.1	0.016	18%
		6	11.1	6.3	4.48	4.60	0.20	0.00	20	20	250	375	0.01	65.8	0.017	19%
		24	11.4	4.4	4.24	4.24	0.29	0.00	20	20	250	375	0.01	131	0.017	20%
		48	11.6	6.0	4.09	4.09	0.34	0.00	20	20	250	375	0.01	176	0.018	21%
		72	11.8	5.7	4.30	4.30	0.26	0.00	20	20	250	375	0.01	226	0.019	22%
		96	12.0	4.9	4.36	4.36	0.24	0.00	20	20	250	375	0.02	334	0.035	40%
		120	12.1	5.2	4.42	4.42	--	--	20	20	250	375	0.01	250	0.021	25%
										Filtrate + Wash:	250	1,538	0.00	--	0.007	8%
													Tail Assay, gms/MT:		0.077	
										Chemical Consumptions					0.082	
										Sodium Cyanide, kilograms NaCN per dry tonne of ore:		5.22	Avg. Tails, gms/MT:		0.080	
										Hydrated lime, kilograms $Ca(OH)_2$ per dry tonne of ore:		0.80	Calc. Head, gms/MT:		0.087	
													Extracted, %:		8%	
Notes: (*) - Before chemical additions. (**) - Sparged with oxygen when below 4. (***) - 20 mLs removed at each sampling interval and replaced with fresh water.																

KCA Sample No.	KCA Test No.	Period, hours	pH*	Dissolved Oxygen, mg/L**	Free NaCN, gpL*	Total NaCN, gpL*	Added NaCN, grams	Added $Ca(OH)_2$, grams	Volume Out, mLs***	Volume In, mLs***	Feed Ore Wt., grams	Total Solution Volume, mLs	Solution AAS, mg Ag/L	Solution AAS, mg Cu/L	Extracted, gms Ag/MT	Cumulative Ag Extraction, %
66156 E	67269 D	0	7.7	--	--	--	1.88	0.20	--	--	250	375	--	--	--	0%
		2	11.0	2.5	4.35	4.47	0.20	0.00	20	20	250	375	79	36.5	119	14%
		4	11.1	14.8	4.50	4.57	0.16	0.00	20	20	250	375	115	57.1	179	22%
		6	11.1	6.3	4.48	4.60	0.20	0.00	20	20	250	375	131	65.8	212	26%
		24	11.4	4.4	4.24	4.24	0.29	0.00	20	20	250	375	210	131	341	41%
		48	11.6	6.0	4.09	4.09	0.34	0.00	20	20	250	375	300	176	493	60%
		72	11.8	5.7	4.30	4.30	0.26	0.00	20	20	250	375	319	226	545	66%
		96	12.0	4.9	4.36	4.36	0.24	0.00	20	20	250	375	355	334	625	76%
		120	12.1	5.2	4.42	4.42	--	--	20	20	250	375	364	250	667	81%
										Filtrate + Wash:	250	1,538	88	--	691	84%
													Tail Assay, gms/MT:		135	
										Chemical Consumptions					134	
										Sodium Cyanide, kilograms NaCN per dry tonne of ore:		5.22	Avg. Tails, gms/MT:		134	
										Hydrated lime, kilograms $Ca(OH)_2$ per dry tonne of ore:		0.80	Calc. Head, gms/MT:		825	
													Extracted, %:		84%	
Notes: (*) - Before chemical additions. (**) - Sparged with oxygen when below 4. (***) - 20 mLs removed at each sampling interval and replaced with fresh water.																

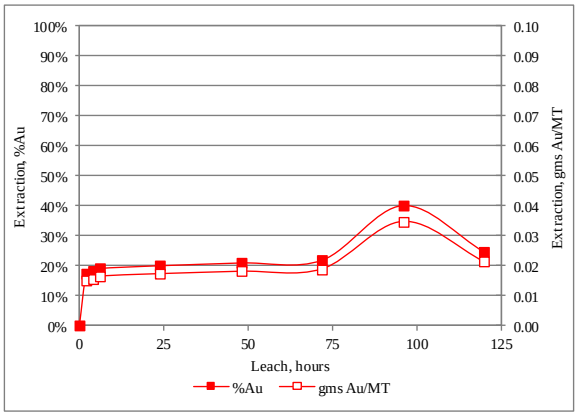

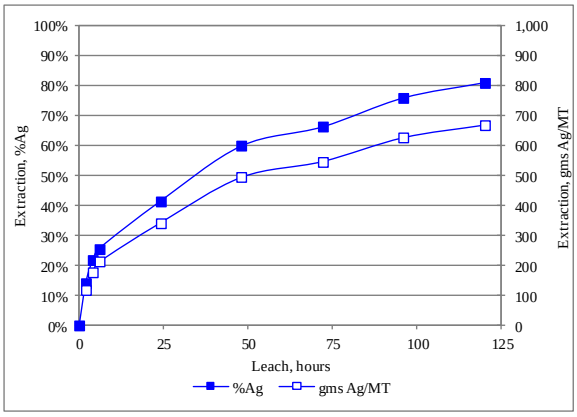

Table 4-11.
Hammer Zone Project
WH12155784R036, L845668
KCA Sample No. 66156 G
KCA Test No. 67270 A
Cyanide Bottle Roll Leach Test, Target 5.0 grams per liter NaCN
Pulverized Material, Target 80% passing 0.075 millimeters
(250 grams solids + 375 milliliters solution)

KCA Sample No.	KCA Test No.	Period, hours	pH*	Dissolved Oxygen, mg/L**	Free NaCN, gpL*	Total NaCN, gpL*	Added NaCN, grams	Added $Ca(OH)_2$, grams	Volume Out, mLs***	Volume In, mLs***	Feed Ore Wt., grams	Total Solution Volume, mLs	Solution AAS, mg Au/L	Solution AAS, mg Cu/L	Extracted, gms Au/MT	Cumulative Au Extraction, %
66156 G	67270 A	0	7.5	--	--	--	1.88	0.20	--	--	250	375	--	--	--	0%
		2	10.4	5.8	3.76	4.37	0.23	0.10	20	20	250	375	0.01	11.9	0.015	69%
		4	10.6	7.6	4.15	4.70	0.11	0.00	20	20	250	375	0.02	11.0	0.031	141%
		6	10.6	6.6	4.15	4.72	0.32	0.00	20	20	250	375	0.01	11.7	0.017	80%
		24	10.6	5.9	4.26	4.71	0.28	0.00	20	20	250	375	0.02	13.1	0.033	152%
		48	10.5	5.7	4.76	5.19	0.10	0.00	20	20	250	375	0.01	13.2	0.020	91%
		72	10.6	5.8	4.73	5.04	0.10	0.00	20	20	250	375	0.00	12.6	0.006	26%
		96	10.8	5.7	4.55	4.19	0.17	0.00	20	20	250	375	0.02	13.8	0.036	164%
		120	10.8	5.8	4.54	4.78	--	--	20	20	250	375	0.00	13.5	0.007	33%
										Filtrate + Wash:	250	1,700	0.00	--	0.007	33%
													Tail Assay, gms/MT:		0.014	
										Chemical Consumptions					0.015	
										Sodium Cyanide, kilograms NaCN per dry tonne of ore:		3.52	Avg. Tails, gms/MT:		0.015	
										Hydrated lime, kilograms $Ca(OH)_2$ per dry tonne of ore:		1.20	Calc. Head, gms/MT:		0.022	
													Extracted, %:		33%	

Notes: (*) - Before chemical additions. (**) - Sparged with oxygen when below 4. (***) - 20 mLs removed at each sampling interval and replaced with fresh water.

KCA Sample No.	KCA Test No.	Period, hours	pH*	Dissolved Oxygen, mg/L**	Free NaCN, gpL*	Total NaCN, gpL*	Added NaCN, grams	Added $Ca(OH)_2$, grams	Volume Out, mLs***	Volume In, mLs***	Feed Ore Wt., grams	Total Solution Volume, mLs	Solution AAS, mg Ag/L	Solution AAS, mg Cu/L	Extracted, gms Ag/MT	Cumulative Ag Extraction, %
66156 G	67270 A	0	7.5	--	--	--	1.88	0.20	--	--	250	375	--	--	--	0%
		2	10.4	5.8	3.76	4.37	0.23	0.10	20	20	250	375	237	11.9	356	20%
		4	10.6	7.6	4.15	4.70	0.11	0.00	20	20	250	375	230	11.0	364	21%
		6	10.6	6.6	4.15	4.72	0.32	0.00	20	20	250	375	224	11.7	373	21%
		24	10.6	5.9	4.26	4.71	0.28	0.00	20	20	250	375	220	13.1	385	22%
		48	10.5	5.7	4.76	5.19	0.10	0.00	20	20	250	375	256	13.2	457	26%
		72	10.6	5.8	4.73	5.04	0.10	0.00	20	20	250	375	219	12.6	422	24%
		96	10.8	5.7	4.55	4.19	0.17	0.00	20	20	250	375	237	13.8	466	27%
		120	10.8	5.8	4.54	4.78	--	--	20	20	250	375	227	13.5	470	27%
										Filtrate + Wash:	250	1,700	48.1	--	475	27%
													Tail Assay, gms/MT:		1,266	
										Chemical Consumptions					1,261	
										Sodium Cyanide, kilograms NaCN per dry tonne of ore:		3.52	Avg. Tails, gms/MT:		1,263	
										Hydrated lime, kilograms $Ca(OH)_2$ per dry tonne of ore:		1.20	Calc. Head, gms/MT:		1,738	
													Extracted, %:		27%	

Notes: (*) - Before chemical additions. (**) - Sparged with oxygen when below 4. (***) - 20 mLs removed at each sampling interval and replaced with fresh water.

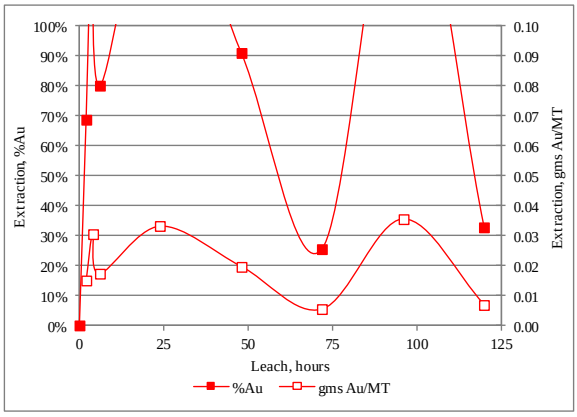

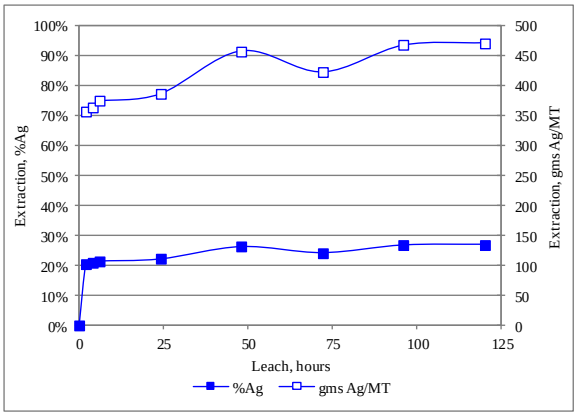

Table 4-12.
Hammer Zone Project
WH12157358R008, L845904
KCA Sample No. 66156 H
KCA Test No. 67270 B
Cyanide Bottle Roll Leach Test, Target 5.0 grams per liter NaCN
Pulverized Material, Target 80% passing 0.075 millimeters
(250 grams solids + 375 milliliters solution)

KCA Sample No.	KCA Test No.	Period, hours	pH*	Dissolved Oxygen, mg/L**	Free NaCN, gpL*	Total NaCN, gpL*	Added NaCN, grams	Added $Ca(OH)_2$, grams	Volume Out, mLs***	Volume In, mLs***	Feed Ore Wt., grams	Total Solution Volume, mLs	Solution AAS, mg Au/L	Solution AAS, mg Cu/L	Extracted, gms Au/MT	Cumulative Au Extraction, %
66156 H	67270 B	0	7.7	--	--	--	1.88	0.20	--	--	250	375	--	--	--	0%
		2	10.5	6.8	3.68	4.33	0.25	0.00	20	20	250	375	0.04	47.4	0.060	169%
		4	10.5	6.8	4.10	4.62	0.14	0.00	20	20	250	375	0.03	46.4	0.048	135%
		6	10.5	6.6	4.15	4.80	0.32	0.00	20	20	250	375	0.04	48.7	0.066	184%
		24	10.6	6.4	4.12	4.67	0.33	0.00	20	20	250	375	0.03	54.0	0.054	151%
		48	10.6	6.4	5.14	5.46	0.00	0.00	20	20	250	375	0.02	58.7	0.041	116%
		72	10.6	6.0	4.76	5.00	0.09	0.00	20	20	250	375	0.02	56.3	0.043	120%
		96	10.7	6.5	4.37	4.96	0.24	0.00	20	20	250	375	0.03	59.6	0.059	167%
		120	10.8	6.4	4.32	4.68	--	--	20	20	250	375	0.01	59.2	0.032	89%
										Filtrate + Wash:	250	1,600	0.00	--	0.018	49%
													Tail Assay, gms/MT:		0.019	
										Chemical Consumptions					0.017	
										Sodium Cyanide, kilograms NaCN per dry tonne of ore:		4.09	Avg. Tails, gms/MT:		0.018	
										Hydrated lime, kilograms $Ca(OH)_2$ per dry tonne of ore:		0.80	Calc. Head, gms/MT:		0.036	
													Extracted, %:		49%	

Notes: (*) - Before chemical additions. (**) - Sparged with oxygen when below 4. (***) - 20 mLs removed at each sampling interval and replaced with fresh water.

KCA Sample No.	KCA Test No.	Period, hours	pH*	Dissolved Oxygen, mg/L**	Free NaCN, gpL*	Total NaCN, gpL*	Added NaCN, grams	Added $Ca(OH)_2$, grams	Volume Out, mLs***	Volume In, mLs***	Feed Ore Wt., grams	Total Solution Volume, mLs	Solution AAS, mg Ag/L	Solution AAS, mg Cu/L	Extracted, gms Ag/MT	Cumulative Ag Extraction, %
66156 H	67270 B	0	7.7	--	--	--	1.88	0.20	--	--	250	375	--	--	--	0%
		2	10.5	6.8	3.68	4.33	0.25	0.00	20	20	250	375	187	47.4	281	47%
		4	10.5	6.8	4.10	4.62	0.14	0.00	20	20	250	375	180	46.4	285	48%
		6	10.5	6.6	4.15	4.80	0.32	0.00	20	20	250	375	181	48.7	301	51%
		24	10.6	6.4	4.12	4.67	0.33	0.00	20	20	250	375	169	54.0	297	50%
		48	10.6	6.4	5.14	5.46	0.00	0.00	20	20	250	375	190	58.7	342	58%
		72	10.6	6.0	4.76	5.00	0.09	0.00	20	20	250	375	180	56.3	343	58%
		96	10.7	6.5	4.37	4.96	0.24	0.00	20	20	250	375	176	59.6	351	59%
		120	10.8	6.4	4.32	4.68	--	--	20	20	250	375	178	59.2	368	62%
										Filtrate + Wash:	250	1,600	39.2	--	366	62%
													Tail Assay, gms/MT:		225	
										Chemical Consumptions					225	
										Sodium Cyanide, kilograms NaCN per dry tonne of ore:		4.09	Avg. Tails, gms/MT:		225	
										Hydrated lime, kilograms $Ca(OH)_2$ per dry tonne of ore:		0.80	Calc. Head, gms/MT:		591	
													Extracted, %:		62%	

Notes: (*) - Before chemical additions. (**) - Sparged with oxygen when below 4. (***) - 20 mLs removed at each sampling interval and replaced with fresh water.

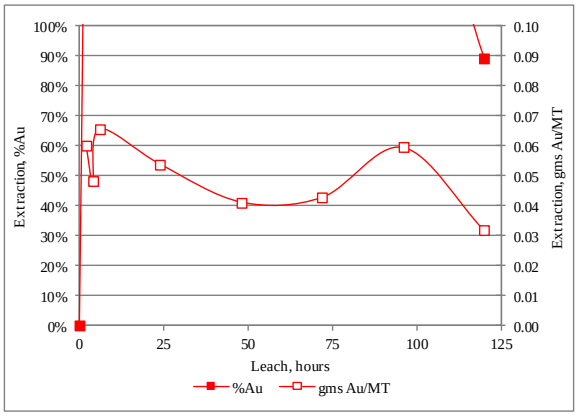

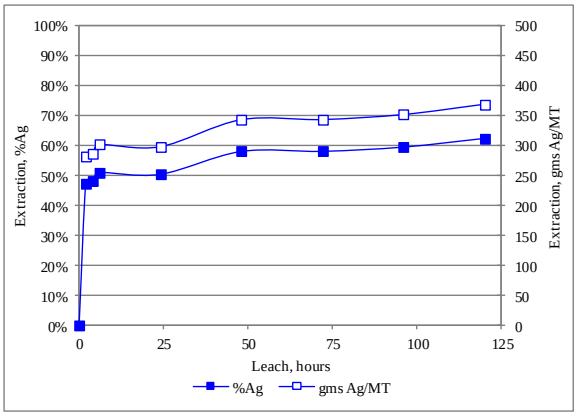

Table 4-13.
Hammer Zone Project
WH12157359R002, L845862
KCA Sample No. 66156 I
KCA Test No. 67270 C
Cyanide Bottle Roll Leach Test, Target 5.0 grams per liter NaCN
Pulverized Material, Target 80% passing 0.075 millimeters
(250 grams solids + 375 milliliters solution)

KCA Sample No.	KCA Test No.	Period, hours	pH*	Dissolved Oxygen, mg/L**	Free NaCN, gpL*	Total NaCN, gpL*	Added NaCN, grams	Added $Ca(OH)_2$, grams	Volume Out, mLs***	Volume In, mLs***	Feed Ore Wt., grams	Total Solution Volume, mLs	Solution AAS, mg Au/L	Solution AAS, mg Cu/L	Extracted, gms Au/MT	Cumulative Au Extraction, %
66156 I	67270 C	0	6.5	--	--	--	1.88	0.20	--	--	250	375	--	--	--	0%
		2	10.0	7.0	3.31	4.15	0.57	0.10	20	20	250	375	0.01	4.37	0.015	59%
		4	10.2	6.9	4.62	5.30	0.00	0.10	20	20	250	375	0.00	4.69	0.001	3%
		6	10.4	6.2	4.28	4.87	0.05	0.10	20	20	250	375	0.00	4.84	0.001	3%
		24	10.6	6.6	3.94	4.29	0.40	0.00	20	20	250	375	0.00	5.37	0.001	3%
		48	10.5	6.5	4.89	5.05	0.00	0.00	20	20	250	375	0.00	5.50	0.001	3%
		72	10.5	6.3	4.40	4.56	0.23	0.00	20	20	250	375	0.00	5.50	0.001	3%
		96	10.6	6.3	4.51	4.74	0.18	0.00	20	20	250	375	0.01	5.52	0.016	62%
		120	10.7	6.4	4.30	4.51	--	--	20	20	250	375	0.00	5.40	0.002	6%
										Filtrate + Wash:	250	1,754	0.00	--	0.002	6%
													Tail Assay, gms/MT:		0.022	
										Chemical Consumptions					0.026	
										Sodium Cyanide, kilograms NaCN per dry tonne of ore:		4.39	Avg. Tails, gms/MT:		0.024	
										Hydrated lime, kilograms $Ca(OH)_2$ per dry tonne of ore:		2.00	Calc. Head, gms/MT:		0.026	
													Extracted, %:		6%	

Notes: (*) - Before chemical additions. (**) - Sparged with oxygen when below 4. (***) - 20 mLs removed at each sampling interval and replaced with fresh water.

KCA Sample No.	KCA Test No.	Period, hours	pH*	Dissolved Oxygen, mg/L**	Free NaCN, gpL*	Total NaCN, gpL*	Added NaCN, grams	Added $Ca(OH)_2$, grams	Volume Out, mLs***	Volume In, mLs***	Feed Ore Wt., grams	Total Solution Volume, mLs	Solution AAS, mg Ag/L	Solution AAS, mg Cu/L	Extracted, gms Ag/MT	Cumulative Ag Extraction, %
66156 I	67270 C	0	6.5	--	--	--	1.88	0.20	--	--	250	375	--	--	--	0%
		2	10.0	7.0	3.31	4.15	0.57	0.10	20	20	250	375	83	4.37	125	19%
		4	10.2	6.9	4.62	5.30	0.00	0.10	20	20	250	375	80	4.69	127	20%
		6	10.4	6.2	4.28	4.87	0.05	0.10	20	20	250	375	75	4.84	126	19%
		24	10.6	6.6	3.94	4.29	0.40	0.00	20	20	250	375	76	5.37	133	21%
		48	10.5	6.5	4.89	5.05	0.00	0.00	20	20	250	375	88	5.50	157	24%
		72	10.5	6.3	4.40	4.56	0.23	0.00	20	20	250	375	82	5.50	155	24%
		96	10.6	6.3	4.51	4.74	0.18	0.00	20	20	250	375	87	5.52	169	26%
		120	10.7	6.4	4.30	4.51	--	--	20	20	250	375	90	5.40	181	28%
										Filtrate + Wash:	250	1,754	19.0	--	186	29%
													Tail Assay, gms/MT:		458	
										Chemical Consumptions					459	
										Sodium Cyanide, kilograms NaCN per dry tonne of ore:		4.39	Avg. Tails, gms/MT:		458	
										Hydrated lime, kilograms $Ca(OH)_2$ per dry tonne of ore:		2.00	Calc. Head, gms/MT:		644	
													Extracted, %:		29%	

Notes: (*) - Before chemical additions. (**) - Sparged with oxygen when below 4. (***) - 20 mLs removed at each sampling interval and replaced with fresh water.

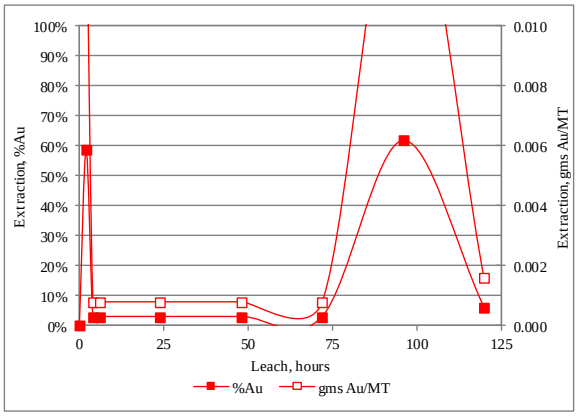

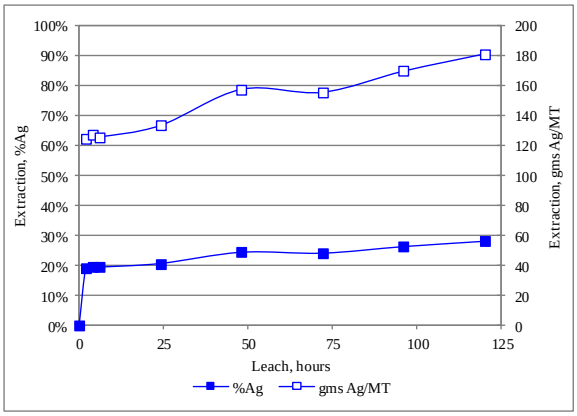

Table 4-14.
Hammer Zone Project
WH12163460R001, L845969
KCA Sample No. 66156 K
KCA Test No. 67270 D
Cyanide Bottle Roll Leach Test, Target 5.0 grams per liter NaCN
Pulverized Material, Target 80% passing 0.075 millimeters
(250 grams solids + 375 milliliters solution)

KCA Sample No.	KCA Test No.	Period, hours	pH*	Dissolved Oxygen, mg/L**	Free NaCN, gpL*	Total NaCN, gpL*	Added NaCN, grams	Added $Ca(OH)_2$, grams	Volume Out, mLs***	Volume In, mLs***	Feed Ore Wt., grams	Total Solution Volume, mLs	Solution AAS, mg Au/L	Solution AAS, mg Cu/L	Extracted, gms Au/MT	Cumulative Au Extraction, %
66156 K	67270 D	0	7.1	--	--	--	1.88	0.20	--	--	250	375	--	--	--	0%
		2	10.6	5.8	4.01	4.50	0.19	0.00	20	20	250	375	0.00	16.9	0.000	0%
		4	10.6	6.8	3.87	4.44	0.21	0.00	20	20	250	375	0.00	16.1	0.000	0%
		6	10.6	6.2	4.41	5.04	0.22	0.00	20	20	250	375	0.00	15.2	0.000	0%
		24	10.7	6.8	4.67	5.22	0.12	0.00	20	20	250	375	0.00	15.1	0.000	0%
		48	10.6	6.6	4.90	5.20	0.00	0.00	20	20	250	375	0.00	15.1	0.000	0%
		72	10.6	6.4	4.48	4.83	0.20	0.00	20	20	250	375	0.00	15.0	0.000	0%
		96	10.8	6.5	4.50	5.10	0.19	0.00	20	20	250	375	0.00	14.3	0.000	0%
		120	10.8	6.4	4.07	4.58	--	--	20	20	250	375	0.00	13.3	0.000	0%
										Filtrate + Wash:	250	1,448	0.01	--	0.058	75%
													Tail Assay, gms/MT:		0.019	
										Chemical Consumptions					0.019	
										Sodium Cyanide, kilograms NaCN per dry tonne of ore:		3.47	Avg. Tails, gms/MT:		0.019	
										Hydrated lime, kilograms $Ca(OH)_2$ per dry tonne of ore:		0.80	Calc. Head, gms/MT:		0.077	
													Extracted, %:		75%	

Notes: (*) - Before chemical additions. (**) - Sparged with oxygen when below 4. (***) - 20 mLs removed at each sampling interval and replaced with fresh water.

KCA Sample No.	KCA Test No.	Period, hours	pH*	Dissolved Oxygen, mg/L**	Free NaCN, gpL*	Total NaCN, gpL*	Added NaCN, grams	Added $Ca(OH)_2$, grams	Volume Out, mLs***	Volume In, mLs***	Feed Ore Wt., grams	Total Solution Volume, mLs	Solution AAS, mg Ag/L	Solution AAS, mg Cu/L	Extracted, gms Ag/MT	Cumulative Ag Extraction, %
66156 K	67270 D	0	7.1	--	--	--	1.88	0.20	--	--	250	375	--	--	--	0%
		2	10.6	5.8	4.01	4.50	0.19	0.00	20	20	250	375	174	16.9	261	57%
		4	10.6	6.8	3.87	4.44	0.21	0.00	20	20	250	375	176	16.1	278	60%
		6	10.6	6.2	4.41	5.04	0.22	0.00	20	20	250	375	172	15.2	286	62%
		24	10.7	6.8	4.67	5.22	0.12	0.00	20	20	250	375	161	15.1	283	61%
		48	10.6	6.6	4.90	5.20	0.00	0.00	20	20	250	375	188	15.1	337	73%
		72	10.6	6.4	4.48	4.83	0.20	0.00	20	20	250	375	183	15.0	344	75%
		96	10.8	6.5	4.50	5.10	0.19	0.00	20	20	250	375	184	14.3	360	78%
		120	10.8	6.4	4.07	4.58	--	--	20	20	250	375	180	13.3	369	80%
										Filtrate + Wash:	250	1,448	43.5	--	365	79%
													Tail Assay, gms/MT:		95.6	
										Chemical Consumptions					96.3	
										Sodium Cyanide, kilograms NaCN per dry tonne of ore:		3.47	Avg. Tails, gms/MT:		96.0	
										Hydrated lime, kilograms $Ca(OH)_2$ per dry tonne of ore:		0.80	Calc. Head, gms/MT:		461	
													Extracted, %:		79%	

Notes: (*) - Before chemical additions. (**) - Sparged with oxygen when below 4. (***) - 20 mLs removed at each sampling interval and replaced with fresh water.

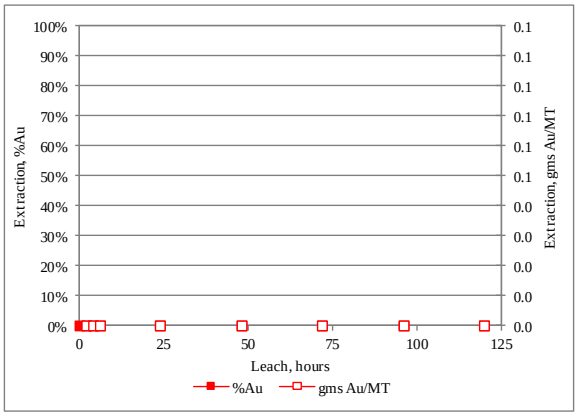

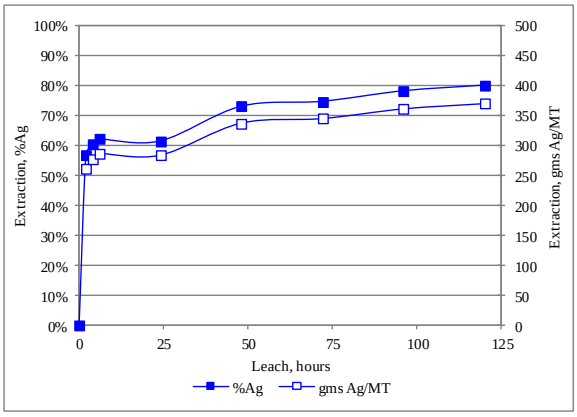

Table 4-15.
Hammer Zone Project
WH12153602R002, L845754
KCA Sample No. 66156 L
KCA Test No. 67271 A
Cyanide Bottle Roll Leach Test, Target 5.0 grams per liter NaCN
Pulverized Material, Target 80% passing 0.075 millimeters
(250 grams solids + 375 milliliters solution)

KCA Sample No.	KCA Test No.	Period, hours	pH*	Dissolved Oxygen, mg/L**	Free NaCN, gpL*	Total NaCN, gpL*	Added NaCN, grams	Added $Ca(OH)_2$, grams	Volume Out, mLs***	Volume In, mLs***	Feed Ore Wt., grams	Total Solution Volume, mLs	Solution AAS, mg Au/L	Solution AAS, mg Cu/L	Extracted, gms Au/MT	Cumulative Au Extraction, %
66156 L	67271 A	0	6.8	--	--	--	1.88	0.20	--	--	250	375	--	--	--	0%
		2	10.5	4.5	3.21	3.65	0.51	0.00	20	20	250	375	0.01	47.8	0.015	37%
		4	10.7	5.4	3.85	4.45	0.21	0.00	20	20	250	375	0.01	50.7	0.016	39%
		6	10.8	5.9	3.81	4.71	0.45	0.00	20	20	250	375	0.01	51.4	0.017	41%
		24	10.8	5.8	4.45	5.18	0.21	0.00	20	20	250	375	0.01	64.6	0.017	43%
		48	10.5	5.7	3.83	4.00	0.44	0.00	20	20	250	375	0.00	71.4	0.003	8%
		72	10.6	5.9	4.34	4.54	0.25	0.00	20	20	250	375	0.00	72.1	0.003	8%
		96	10.6	6.3	4.23	4.61	0.29	0.00	20	20	250	375	0.02	70.8	0.033	81%
		120	10.7	5.9	4.65	4.99	--	--	20	20	250	375	0.01	70.5	0.020	49%
										Filtrate + Wash:	250	1,552	0.00	--	0.006	14%
													Tail Assay, gms/MT:		0.034	
										Chemical Consumptions					0.036	
										Sodium Cyanide, kilograms NaCN per dry tonne of ore:		7.77	Avg. Tails, gms/MT:		0.035	
										Hydrated lime, kilograms $Ca(OH)_2$ per dry tonne of ore:		0.80	Calc. Head, gms/MT:		0.041	
													Extracted, %:		14%	

Notes: (*) - Before chemical additions. (**) - Sparged with oxygen when below 4. (***) - 20 mLs removed at each sampling interval and replaced with fresh water.

KCA Sample No.	KCA Test No.	Period, hours	pH*	Dissolved Oxygen, mg/L**	Free NaCN, gpL*	Total NaCN, gpL*	Added NaCN, grams	Added $Ca(OH)_2$, grams	Volume Out, mLs***	Volume In, mLs***	Feed Ore Wt., grams	Total Solution Volume, mLs	Solution AAS, mg Ag/L	Solution AAS, mg Cu/L	Extracted, gms Ag/MT	Cumulative Ag Extraction, %
66156 L	67271 A	0	6.8	--	--	--	1.88	0.20	--	--	250	375	--	--	--	0%
		2	10.5	4.5	3.21	3.65	0.51	0.00	20	20	250	375	138	47.8	207	45%
		4	10.7	5.4	3.85	4.45	0.21	0.00	20	20	250	375	140	50.7	221	48%
		6	10.8	5.9	3.81	4.71	0.45	0.00	20	20	250	375	136	51.4	226	49%
		24	10.8	5.8	4.45	5.18	0.21	0.00	20	20	250	375	155	64.6	266	58%
		48	10.5	5.7	3.83	4.00	0.44	0.00	20	20	250	375	174	71.4	307	66%
		72	10.6	5.9	4.34	4.54	0.25	0.00	20	20	250	375	206	72.1	368	80%
		96	10.6	6.3	4.23	4.61	0.29	0.00	20	20	250	375	207	70.8	386	84%
		120	10.7	5.9	4.65	4.99	--	--	20	20	250	375	197	70.5	388	84%
										Filtrate + Wash:	250	1,552	42.5	--	372	81%
													Tail Assay, gms/MT:		89.3	
										Chemical Consumptions					88.6	
										Sodium Cyanide, kilograms NaCN per dry tonne of ore:		7.77	Avg. Tails, gms/MT:		89.0	
										Hydrated lime, kilograms $Ca(OH)_2$ per dry tonne of ore:		0.80	Calc. Head, gms/MT:		461	
													Extracted, %:		81%	

Notes: (*) - Before chemical additions. (**) - Sparged with oxygen when below 4. (***) - 20 mLs removed at each sampling interval and replaced with fresh water.

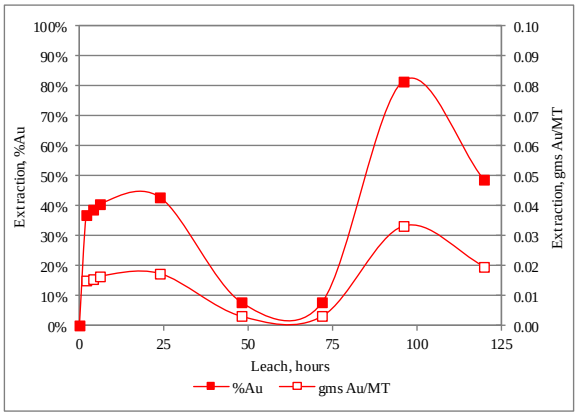

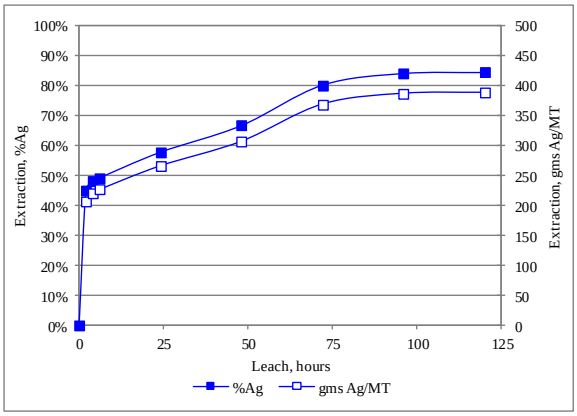

Table 4-16.
Hammer Zone Project
WH12153602R024, L845776
KCA Sample No. 66156 M
KCA Test No. 67271 B
Cyanide Bottle Roll Leach Test, Target 5.0 grams per liter NaCN
Pulverized Material, Target 80% passing 0.075 millimeters
(250 grams solids + 375 milliliters solution)

KCA Sample No.	KCA Test No.	Period, hours	pH*	Dissolved Oxygen, mg/L**	Free NaCN, gpL*	Total NaCN, gpL*	Added NaCN, grams	Added $Ca(OH)_2$, grams	Volume Out, mLs***	Volume In, mLs***	Feed Ore Wt., grams	Total Solution Volume, mLs	Solution AAS, mg Au/L	Solution AAS, mg Cu/L	Extracted, gms Au/MT	Cumulative Au Extraction, %
66156 M	67271 B	0	6.9	--	--	--	1.88	0.20	--	--	250	375	--	--	--	0%
		2	10.2	6.6	3.84	4.38	0.23	0.10	20	20	250	375	0.02	6.94	0.030	31%
		4	10.6	6.4	4.50	4.83	0.06	0.00	20	20	250	375	0.02	7.44	0.032	32%
		6	10.5	6.3	4.27	4.65	0.27	0.00	20	20	250	375	0.01	7.24	0.018	19%
		24	10.5	6.6	4.55	4.91	0.17	0.00	20	20	250	375	0.01	8.39	0.019	19%
		48	10.4	6.5	4.82	5.00	0.00	0.10	20	20	250	375	0.01	8.47	0.020	20%
		72	10.8	6.3	4.66	4.74	0.13	0.00	20	20	250	375	0.01	8.42	0.021	21%
		96	10.9	6.4	4.50	4.77	0.19	0.00	20	20	250	375	0.02	8.26	0.036	37%
		120	10.9	6.3	4.41	4.62	--	--	20	20	250	375	0.01	7.95	0.023	23%
										Filtrate + Wash:	250	1,590	0.01	--	0.072	74%
													Tail Assay, gms/MT:		0.026	
										Chemical Consumptions					0.026	
										Sodium Cyanide, kilograms NaCN per dry tonne of ore:		2.61	Avg. Tails, gms/MT:		0.026	
										Hydrated lime, kilograms $Ca(OH)_2$ per dry tonne of ore:		1.60	Calc. Head, gms/MT:		0.098	
													Extracted, %:		74%	

Notes: (*) - Before chemical additions. (**) - Sparged with oxygen when below 4. (***) - 20 mLs removed at each sampling interval and replaced with fresh water.

KCA Sample No.	KCA Test No.	Period, hours	pH*	Dissolved Oxygen, mg/L**	Free NaCN, gpL*	Total NaCN, gpL*	Added NaCN, grams	Added $Ca(OH)_2$, grams	Volume Out, mLs***	Volume In, mLs***	Feed Ore Wt., grams	Total Solution Volume, mLs	Solution AAS, mg Ag/L	Solution AAS, mg Cu/L	Extracted, gms Ag/MT	Cumulative Ag Extraction, %
66156 M	67271 B	0	6.9	--	--	--	1.88	0.20	--	--	250	375	--	--	--	0%
		2	10.2	6.6	3.84	4.38	0.23	0.10	20	20	250	375	153	6.94	230	46%
		4	10.6	6.4	4.50	4.83	0.06	0.00	20	20	250	375	147	7.44	233	46%
		6	10.5	6.3	4.27	4.65	0.27	0.00	20	20	250	375	124	7.24	210	42%
		24	10.5	6.6	4.55	4.91	0.17	0.00	20	20	250	375	133	8.39	233	46%
		48	10.4	6.5	4.82	5.00	0.00	0.10	20	20	250	375	128	8.47	237	47%
		72	10.8	6.3	4.66	4.74	0.13	0.00	20	20	250	375	150	8.42	280	56%
		96	10.9	6.4	4.50	4.77	0.19	0.00	20	20	250	375	145	8.26	284	57%
		120	10.9	6.3	4.41	4.62	--	--	20	20	250	375	137	7.95	284	57%
										Filtrate + Wash:	250	1,590	30.9	--	286	57%
													Tail Assay, gms/MT:		215	
										Chemical Consumptions					217	
										Sodium Cyanide, kilograms NaCN per dry tonne of ore:		2.61	Avg. Tails, gms/MT:		216	
										Hydrated lime, kilograms $Ca(OH)_2$ per dry tonne of ore:		1.60	Calc. Head, gms/MT:		502	
													Extracted, %:		57%	

Notes: (*) - Before chemical additions. (**) - Sparged with oxygen when below 4. (***) - 20 mLs removed at each sampling interval and replaced with fresh water.

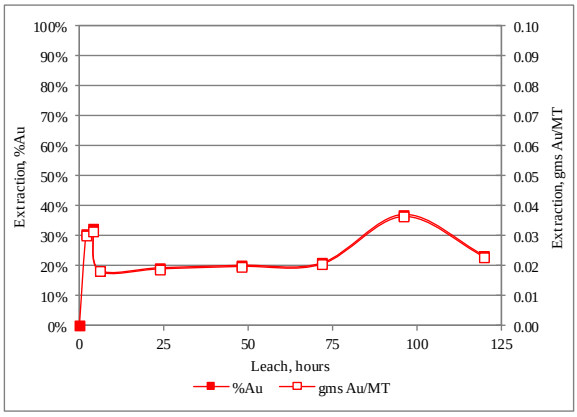

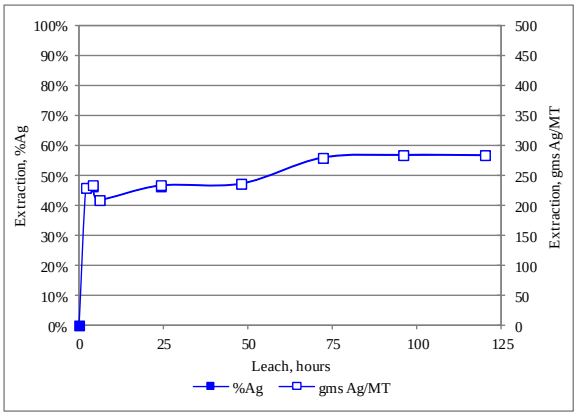

Table 4-17.
Hammer Zone Project
WH12183398R032, L840966
KCA Sample No. 66156 O
KCA Test No. 67271 C
Cyanide Bottle Roll Leach Test, Target 5.0 grams per liter NaCN
Pulverized Material, Target 80% passing 0.075 millimeters
(250 grams solids + 375 milliliters solution)

KCA Sample No.	KCA Test No.	Period, hours	pH*	Dissolved Oxygen, mg/L**	Free NaCN, gpL*	Total NaCN, gpL*	Added NaCN, grams	Added $Ca(OH)_2$, grams	Volume Out, mLs***	Volume In, mLs***	Feed Ore Wt., grams	Total Solution Volume, mLs	Solution AAS, mg Au/L	Solution AAS, mg Cu/L	Extracted, gms Au/MT	Cumulative Au Extraction, %
66156 O	67271 C	0	7.0	--	--	--	1.88	0.20	--	--	250	375	--	--	--	0%
		2	10.6	4.9	4.15	4.39	0.23	0.00	20	20	250	375	0.02	71.3	0.030	69%
		4	10.6	5.7	4.44	4.77	0.08	0.00	20	20	250	375	0.02	63.9	0.032	72%
		6	10.6	5.4	4.45	4.64	0.21	0.00	20	20	250	375	0.02	66.4	0.033	76%
		24	10.8	5.9	4.25	4.40	0.28	0.00	20	20	250	375	0.01	64.3	0.020	45%
		48	10.8	5.9	4.76	4.83	0.09	0.00	20	20	250	375	0.02	65.6	0.036	81%
		72	10.8	5.7	4.52	4.65	0.18	0.00	20	20	250	375	0.01	62.1	0.022	51%
		96	10.9	6.0	4.50	4.75	0.19	0.00	20	20	250	375	0.03	59.9	0.053	121%
		120	11.1	5.9	4.48	4.74	--	--	20	20	250	375	0.01	59.8	0.025	58%
										Filtrate + Wash:	250	1,620	0.00	--	0.011	26%
													Tail Assay, gms/MT:		0.033	
										Chemical Consumptions					0.033	
										Sodium Cyanide, kilograms NaCN per dry tonne of ore:		3.35	Avg. Tails, gms/MT:		0.033	
										Hydrated lime, kilograms $Ca(OH)_2$ per dry tonne of ore:		0.80	Calc. Head, gms/MT:		0.044	
													Extracted, %:		26%	

Notes: (*) - Before chemical additions. (**) - Sparged with oxygen when below 4. (***) - 20 mLs removed at each sampling interval and replaced with fresh water.

KCA Sample No.	KCA Test No.	Period, hours	pH*	Dissolved Oxygen, mg/L**	Free NaCN, gpL*	Total NaCN, gpL*	Added NaCN, grams	Added $Ca(OH)_2$, grams	Volume Out, mLs***	Volume In, mLs***	Feed Ore Wt., grams	Total Solution Volume, mLs	Solution AAS, mg Ag/L	Solution AAS, mg Cu/L	Extracted, gms Ag/MT	Cumulative Ag Extraction, %
66156 O	67271 C	0	7.0	--	--	--	1.88	0.20	--	--	250	375	--	--	--	0%
		2	10.6	4.9	4.15	4.39	0.23	0.00	20	20	250	375	126	71.3	189	65%
		4	10.6	5.7	4.44	4.77	0.08	0.00	20	20	250	375	121	63.9	192	66%
		6	10.6	5.4	4.45	4.64	0.21	0.00	20	20	250	375	113	66.4	189	65%
		24	10.8	5.9	4.25	4.40	0.28	0.00	20	20	250	375	111	64.3	195	67%
		48	10.8	5.9	4.76	4.83	0.09	0.00	20	20	250	375	118	65.6	215	74%
		72	10.8	5.7	4.52	4.65	0.18	0.00	20	20	250	375	146	62.1	266	92%
		96	10.9	6.0	4.50	4.75	0.19	0.00	20	20	250	375	126	59.9	248	85%
		120	11.1	5.9	4.48	4.74	--	--	20	20	250	375	124	59.8	255	88%
										Filtrate + Wash:	250	1,620	28.1	--	261	90%
													Tail Assay, gms/MT:		28.8	
										Chemical Consumptions					29.8	
										Sodium Cyanide, kilograms NaCN per dry tonne of ore:		3.35	Avg. Tails, gms/MT:		29.3	
										Hydrated lime, kilograms $Ca(OH)_2$ per dry tonne of ore:		0.80	Calc. Head, gms/MT:		290	
													Extracted, %:		90%	

Notes: (*) - Before chemical additions. (**) - Sparged with oxygen when below 4. (***) - 20 mLs removed at each sampling interval and replaced with fresh water.

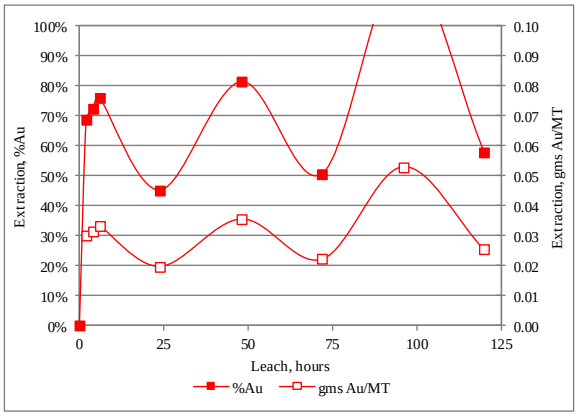

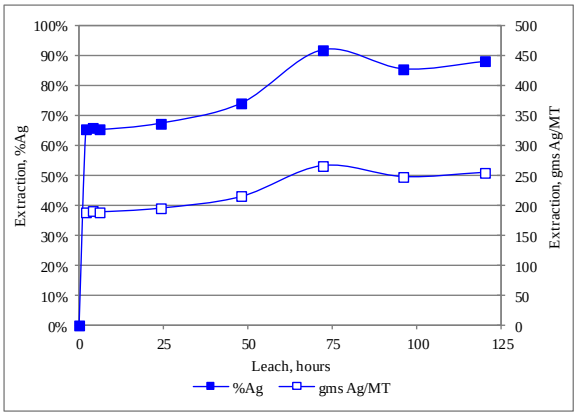

5.0 Assaying Procedures

5.1 Heads and Tails

Head assays for silver were run through a four (4) acid digestion of a 0.2 gram sample with FAAS finish.

Tail assays for gold were run as one assay ton (1AT) fire assays by standard fire assay methods with flame atomic absorption spectrophotometric (FAAS) finish. Tail assays for silver were run through a four (4) acid digestion of a 0.2 gram sample with FAAS finish.

5.2 Solution Assays

Solution assays were made by FAAS methods using certified gold and silver standards.

5.3 Cyanide Assays

Sodium cyanide concentrations in leach solutions were determined using a colorimetric titration using a silver nitrate titrant and 5-[p-(Dimethylamino)- benzylidene]-rhodanine as the indicator. Free cyanide was determined by titrating 25 mL of the leach solution to the colorimetric end point. A few drops of 1N sodium hydroxide solution were then added to break up any base metal cyanide complexes and the titration continued until the end point was reached again to determine the "total" cyanide in solution.

5.4 Sulfur Assays

Sulfur analysis was conducted utilizing a LECO® CS 230 carbon/sulfur with an induction furnace (approximately 1,350^{o}C) and infrared (IR) detectors. The LECO® method consists of burning the sulfur to SO_2 and analyzing the off-gas in a sequential IR detector system.

The method employed by Kappes, Cassiday & Associates (KCA) to determine sulfate sulfur is to roast a sample of the material at 650°C followed by an analysis of the roasted residue in the LECO® to determine sulfur present as sulfate sulfur (sulfides have been burned off). The difference between the total sulfur and the sulfur present as sulfate sulfur is then calculated as the sulfide sulfur.

5.5 Available Lime Index

The available lime index for the reagent grade hydrated lime ($Ca(OH)_2$) or lime (CaO) utilized by Kappes, Cassiday & Associates (KCA) for this test program was determined using a modified procedure developed from ASTM C25-99, Standard Test Methods for Chemical Analysis of Limestone, Quicklime and Hydrated Lime. This test is otherwise known as the "rapid sugar test method".

For the Available Lime Index test method, a sample of the reagent grade lime material is slaked and dispersed with water. The lime is solubilized by reaction with sugar to form calcium sucrate which is then determined by titration against a standard acid (hydrochloric acid) using phenolphthalein as the indicator.

Analysis of the reagent grade hydrated lime ($Ca(OH)_2$) or lime (CaO) utilized by KCA is conducted periodically and the average results are reported below:

Reagent Grade Product	Available Lime Index, % CaO
Lime, CaO	95.4%
Hydrated Lime, $Ca(OH)_2$	73.1%

APPENDIX XI

WATER QUALITY REPORTS – J. GIBSON ENVIRONMENTAL CONSULTING

Silver Range Resources

KEG AND REBEL CLAIMS

Baseline Water Quality / Hydrology Survey

March, 2012

J.Gibson Env. Consulting *Whitehorse, Yukon*

KEG / REBEL Claims March 2012

Silver Range Resources baseline water quality / hydrology surveys of the KEG and REBEL Claims surface waters continued on March 22 and 23, 2012.

The March 2012 surveys are at winter low flow volumes.

The sites are located in the Anvil Range approximately 30 kilometers north of Faro, Yukon and 15 kilometers north of the former Faro Mine.

The KEG Claims are located on tributaries to the Tay River.

The REBEL Claims are located south of the KEG Claims on tributaries to Anvil Creek.

All surface waters are tributaries to the Pelly River.

The initial water quality / hydrology survey was done in August 2010 followed by surveys in October 2010, March 2011 and June 2011 and September 2011.

Exploration activity had been halted in September 2011 for the winter.

The exploration camp and all survey sites were accessed by helicopter.

The baseline survey consisted of water quality samples for routine chemistry, total metals, dissolved metals, total organic carbon, total cyanide and total mercury with field measurements for pH, water temperature and flow volumes.

Snow survey measurements were taken at Snow Site #1 (established in March 2011).

Sample Locations

Nine water quality sample sites were established on the KEG Claims during the initial survey in August 2010.
Four sites were added in October 2010 on the eastern limits of the expanded claim block.

Three sites were established on the REBEL Claims in August, 2010 with no additions.
All sites are on the attached location maps.

Site Change / Relocation

Station location coordinates were checked during the March 2012 survey.

There is a discrepancy between the map location and coordinates for KEG#2, KEG#3 and KEG#5. A change was made to the map location of all three stations resulting in a new station KEG#3.
KEG#3 will be established in May 2012 when ground access is possible to establish a landing site.
Data collected at Stations KEG#2 and KEG#5 remains valid for the new locations.

New site coordinates are listed below and on the updated site map.

KEG Claim sample station designations and coordinates (updated March 2012) are:

Station #	Lat/Long Coordinates	Elevation(m)
KEG #1	62 36 8.26 / 133 19 58.3	787
KEG #2	62 35 29.8 / 133 19 44.2	818
KEG #3	62 35 34.4 / 133 24 18.1	865
KEG #4	62 33 46.9 / 133 19 48	970
KEG #5	62 35 29.3 / 133 21 45.3	833
KEG #6	62 34 26.4 / 133 17 59.1	940
KEG #7	62 37 12.9 / 133 20 43	833
KEG #8	62 38 26.8 / 133 26 5.3	1152
KEG #9	62 37 59.2 / 133 15 9.9	750
KEG #10	62 38 56.3 / 133 16 41.9	850
KEG #11	62 35 57.1 / 133 15 48.3	880
KEG #12	62 36 16.9 / 133 06 45.8	820
KEG #13	62 33 43.7 / 133 10 41.6	1020
*Updated March 2012		

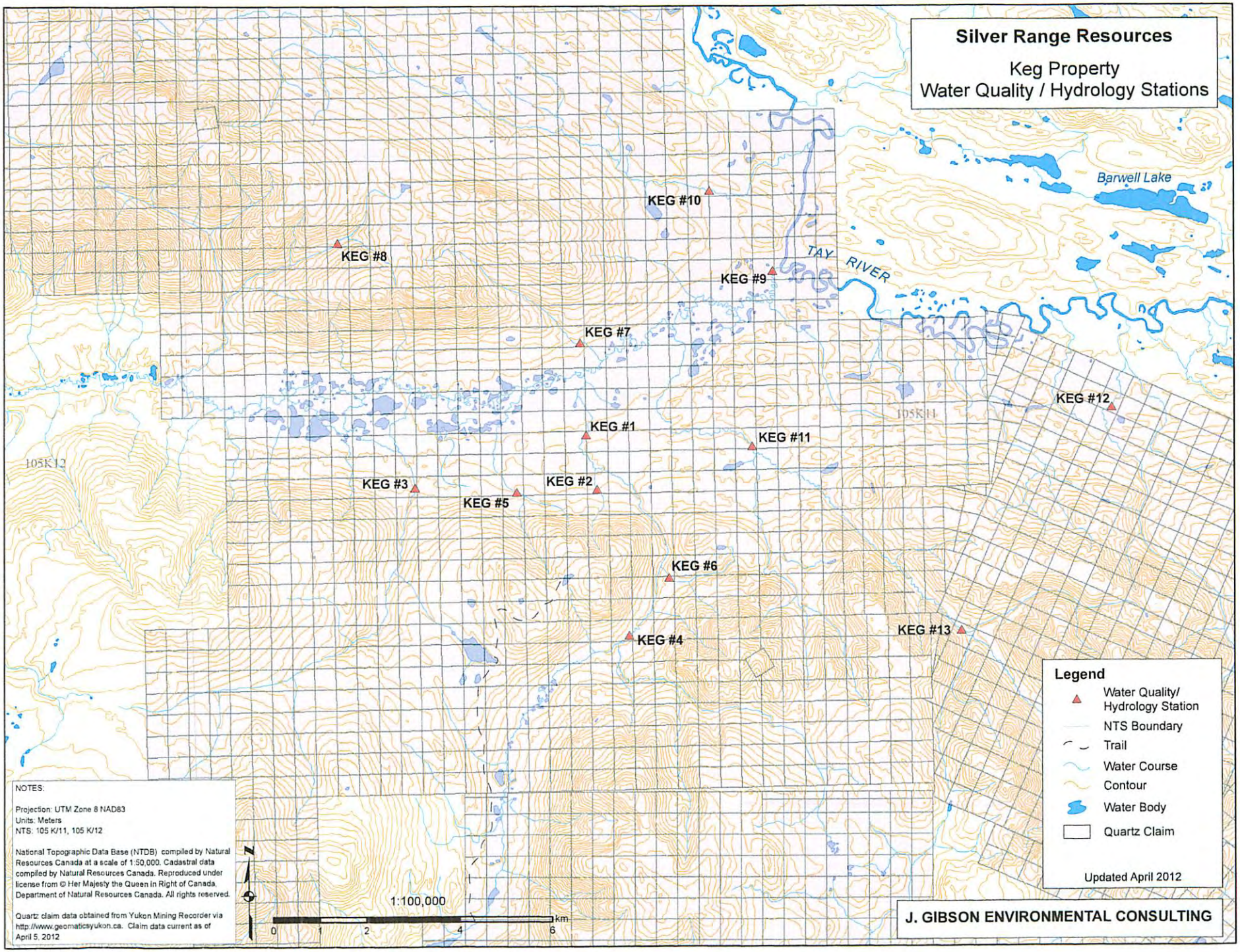
Silver Range Resources
Keg Property
Water Quality / Hydrology Stations
Barwell Lake
TAY RIVER
KEG #1
KEG #2
KEG #3
KEG #4
KEG #5
KEG #6
KEG #7
KEG #8
KEG #9
KEG #10
KEG #11
KEG #12
KEG #13
105K12
105K11
Legend
Water Quality/ Hydrology Station
NTS Boundary
Trail
Water Course
Contour
Water Body
Quartz Claim
Updated April 2012
NOTES:
Projection: UTM Zone 8 NAD83
Units: Meters
NTS: 105 K/11, 105 K/12
National Topographic Data Base (NTDB) compiled by Natural Resources Canada at a scale of 1:50,000. Cadastral data compiled by Natural Resources Canada. Reproduced under license from © Her Majesty the Queen in Right of Canada, Department of Natural Resources Canada. All rights reserved.
Quartz claim data obtained from Yukon Mining Recorder via http://www.geomaticsyukon.ca. Claim data current as of April 5, 2012
N
1:100,000
0 1 2 4 6 km
J. GIBSON ENVIRONMENTAL CONSULTING

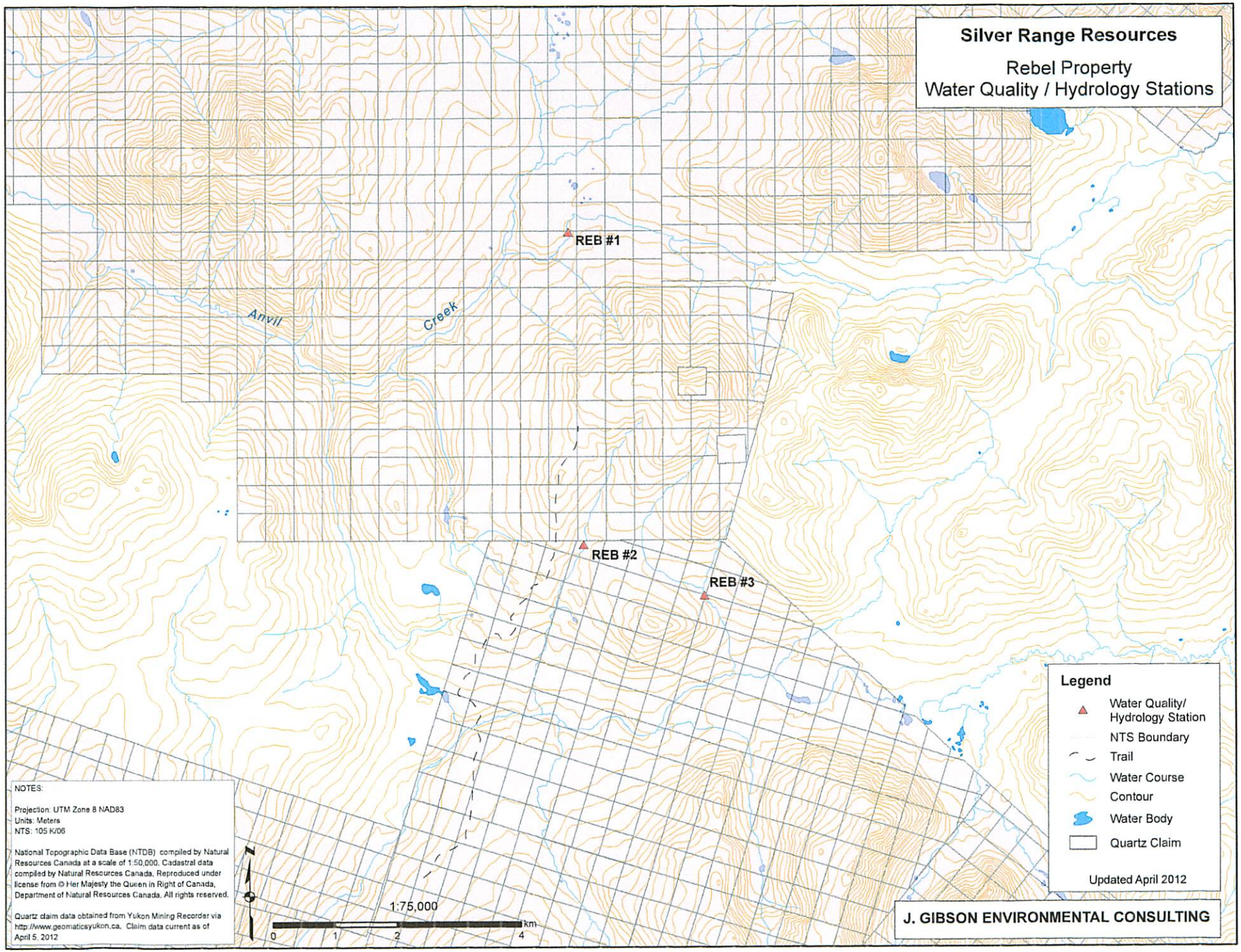
Silver Range Resources
Rebel Property
Water Quality / Hydrology Stations
REB #1
REB #2
REB #3
Anvil
Creek
Legend
Water Quality/ Hydrology Station
NTS Boundary
Trail
Water Course
Contour
Water Body
Quartz Claim
Updated April 2012
NOTES:
Projection: UTM Zone 8 NAD83
Units: Meters
NTS: 105 K/06
National Topographic Data Base (NTDB) compiled by Natural Resources Canada at a scale of 1:50,000. Cadastral data compiled by Natural Resources Canada. Reproduced under license from © Her Majesty the Queen in Right of Canada, Department of Natural Resources Canada. All rights reserved.
Quartz claim data obtained from Yukon Mining Recorder via http://www.geomaticsyukon.ca. Claim data current as of April 5, 2012
N
1:75,000
0
1
2
4
km
J. GIBSON ENVIRONMENTAL CONSULTING

REBEL Claim sample station designations and coordinates are:

Station #	Lat/Long Coordinates	Elevation(m)
REB #1	62 27 49.8 / 133 12 47.9	1305
REB #2	62 24 59.5 / 133 13 21.1	1425
REB #3	62 23 48.3 / 133 10 36.9	1365

Station coordinates and elevations are for helicopter landing sites. Due to the topography and thick vegetation it was often necessary to located landing sites up to100 meters distance from sample sites.

Sample Analysis Parameters

Stations KEG #1, #4, #9 and #11 to #13 and REB #1 and #3 were sampled for total metals, dissolved metals and routine chemistry, total organic carbon, total cyanide and total mercury.
Station KEG #9 is the KEG Claims downstream station prior to flows entering the Tay River and was sampled for routine chemistry, total and dissolved metals.

Stations Keg #2, #5, #6, #10 were not sampled as there was no surface flow in these tributary channels.

Dissolved metals samples were filtered onsite using disposable 60 ml syringes and 0.45 micron filters. New syringes and filters were used for each station.

Total and dissolved metal samples were preserved with nitric acid immediately after sampling.

Total Cyanide samples were preserved with NaOH, Total Organic Carbon samples with HCL immediately after sampling.

All samples were stored in coolers, kept at 4 Celsius and shipped by air cargo to the Exova Canada Inc. laboratory in Surrey B.C. for analysis within recommended holding times.

Field measurements for pH, conductivity, total dissolved solids were taken with an Oakton PCS TestR 35, water temperatures with a digital thermometer.

Flow Volume Measurements

Station KEG#7 had heavy overflow ice greater than the auger depth and was not sampled.

Station KEG#8 was not visited.

Station KEG#3 will be installed in May 2012.

Stream flow volumes were measured at Stations KEG#1 and KEG#11 with a Price AA velocity meter and cross sectional area calculations. Measurement required ice removal from the channel cross section.

Stream flow volumes at KEG#4, #12 and #13 were estimated.

Stream flow volumes at REB#1 and #3 were estimated. Station REB#2 was dry with no water or ice in the stream channel.

Analysis Results

Laboratory analysis and field measurement results are listed in the following tables:

Tables 1a and 1b. KEG Stations Routine Chemistry – laboratory analysis and field measurements

Tables 2a and 2b. KEG Stations Total Metals ICP–MS laboratory analysis results

Tables 3a and 3b. KEG Stations Dissolved Metals ICP–MS laboratory analysis results

Table 4. KEG Stations Flow Volume Summary 2010, 2011, 2012.

Table 5. REBEL Stations Routine Chemistry – laboratory analysis and field measurements

Table 6. REBEL Stations Total Metals ICP–MS laboratory analysis results

Table 7. REBEL Claims Dissolved Metals ICP-MS laboratory analysis results

Table 8. REBEL Stations Flow Volume Summary 2010, 2011, 2012.

Table 9.. Camp Drinking Water Supply at KEG #4. Laboratory analysis results to. March 2012.

Table 10. Snow Survey Data March 2011 and 2012.

Listed with the analysis data are the laboratory detection limits for each parameter.

As a guide for reviewing site water quality, the Maximum Acceptable Concentration (MAC) according to ***Canadian Drinking Water Quality*** are listed along with the Aquatic Guidelines for the protection of aquatic life in water with a pH of > 6.5 and a total hardness as CaC03 > 180 mg/L according to ***CCME – Canadian Water Quality Guidelines.***
All water quality ***Guideline*** concentrations are based on total metal values.

All laboratory analysis was done by Exova Canada Inc of Surrey B.C.

Laboratory Analytical Reports are attached in Appendix 1.

Snow survey field notes are in Appendix 2.

Data Summaries for each station are on the attached Excel disc.

Quality Control

No samples for quality control were taken in March 2012.

Table 1a. Silver Range Resources - KEG Claims, March 2012.
Routine Chemistry and Field Measurement Results

Parameter	Unit	STATIONS KEG #1	KEG #2	KEG #3	KEG #4	KEG #5	KEG #6	KEG #7	KEG #8	Detection Limit	DWQ* G.lines	Aquatic** G.lines
pH (field)	ru	8.22			8.16							
pH (lab)	ru	8	Dry	No	8.1	Dry	Dry	Overflow	No		6.5-8.5	6.5-9
Conductivity (field)	uS/cm	440		Sample	510			No	Sample			
Conductivity (lab)	uS/cm	421			418			Sample		1		
Water temperature	C	0.1			0							
Flow Volume(field)	cms	0.057		*Station to be relocated*	0.012							
Ammonia -N	mg/L	0.03		*in*	0.06					0.01		1.37-2.2
Chloride	mg/L	<0.5		*May*	<0.5					0.5	<250	
Nitrate - N	mg/L	0.29		*2012*	0.25					0.01	10	
Nitrite - N	mg/L	<0.005			<0.005					0.005	1	0.06
Phosphorus -T	mg/L	<0.01			<0.01					0.01		
Sulphate (S04)	mg/L	89			72					0.5		
T.Suspended Solids	mg/L	4			<2					2		
T.Dissolved Solids	mg/L	344			340					5	500	
Hardness (as CaC03)	mg/L	256			236					1	<500	
Alkalinity (as CaC03)	mg/L	166			184					5		
Organic Carbon-Total	mg/L	3.2			2.6					0.5		
Cyanide - Total	mg/L	<0.002			<0.002					0.001	0.2	0.005

All results and limits in mg/L unless noted otherwis. Nr = no sample/reading

DWQ* Guidelines are Maximum Acceptable Concentrations according to
Canadian Drinking Water Quality

Aquatic** Guidelines are for protection of aquatic life in waters with pH >6.5 and Hardness as CaC03 >180 mg/L
Canadian Water Quality Guidelines

equals or exceed Guideline levels

Table 1b. Silver Range Resources - KEG Claims, March 2012.
Routine Chemistry and Field Measurement Results

Parameter	Unit	STATIONS KEG #9	KEG #10	Keg #11	KEG #12	KEG #13	Detection Limit	DWQ* G.lines	Aquatic** G.lines
pH (field)	ru	8.78		7.91	7.84	7.86			
pH (lab)	ru	7.48	Dry	8.04	8.09	7.98		6.5-8.5	6.5-9
Conductivity (field)	uS/cm	498		751	856	822			
Conductivity (lab)	uS/cm	421		643	757	704	1		
Water temperature	C	-0.2		0.6	-0.1	-0.2			
Flow Volume(field)	cms			0.035	0.007	0.002			
Ammonia -N	mg/L	<0.01		<0.01	0.05	0.05	0.01		1.37-2.2
Chloride	mg/L	1.1		,0.5	<0.5	<0.5	0.5	<250	
Nitrate - N	mg/L	0.24		0.2	0.23	22	0.01	10	
Nitrite - N	mg/L	<0.005		<0.005	<0.005	<0.005	0.005	1	0.06
Phosphorus - T	mg/L	<0.01		<0.01	<0.01	<0.01	0.01		
Sulphate (S04)	mg/L	55		214	218	243	0.5		
T.Suspended Solids	mg/L	5		<2	<2	4	2		
T.Dissolved Solids	mg/L	320		506	584	568	5	500	
Hardness (as CaC03)	mg/L	243		367	447	430	1	<500	
Alkalinity (as CaC03)	mg/L	199		166	232	182	5		
Organic Carbon-Total	mg/L	6.1		2.5	4	2.8	0.5		
Cyanide - Total	mg/L	<0.002		<0.002	<0.002	<0.002	0.001	0.2	0.005

All results and limits in mg/L unless noted otherwis. Nr = no sample/reading

DWQ* Guidelines are Maximum Acceptable Concentrations according to
Canadian Drinking Water Quality

Aquatic** Guidelines are for protection of aquatic life in waters with pH >6.5 and Hardness as CaC03 >180 mg/L
Canadian Water Quality Guidelines

Equals or exceeds Guideline Limits

Table 2a. Silver Range Resources - KEG Claims March, 2012

Total Metals Analysis Results.

Parameter	Units	KEG #1	KEG #2	KEG #3	KEG #4	KEG #5	KEG #6	KEG #7	KEG #8	Detection Limit	DWQ* G.Lines	Aquatic** G.Lines
Aluminum	mg/L	0.008			0.007					0.005		0.1
Antimony	mg/L	0.0004			0.0002					0.0002	0.006	
Arsenic	mg/L	0.0017	Dry	No	0.0019	Dry	Dry	Overflow	No	0.0002	0.01	
Barium	mg/L	0.078		Sample	0.08				Sample	0.001	1	
Beryllium	mg/L	<0.00004			<0.00004					0.00004		
Bismuth	mg/L	<0.001			<0.001					0.001		
Boron	mg/L	0.014			0.015					0.004	5	
Cadmium	mg/L	0.00008			0.00004					0.00001	0.005	0.0018
Calcium	mg/L	85.6			78.4					0.05		
Chromium	mg/L	<0.0004			<0.0004					0.0004	0.05	0.002
Cobalt	mg/L	0.00013			0.00008					0.00002		
Copper	mg/L	<0.001			0.001					0.001	1	0.004
Iron	mg/L	0.07			0.127					0.01	0.3	0.3
Lead	mg/L	<0.0001			<0.0001					0.0001	0.01	0.007
Lithium	mg/L	0.008			0.008					0.001		
Magnesium	mg/L	10.2			9.93					0.05		
Manganese	mg/L	<0.005			0.014					0.0002	0.05	
Molybdenum	mg/L	0.0022			0.0024					0.00002		
Nickel	mg/L	0.003			0.006					0.001		0.15
Potassium	mg/L	2.6			2.6					0.1		
Sulfur	mg/L	29			24.4					0.1		
Selenium	mg/L	0.0013			0.0012					0.0006	0.01	0.001
Strontium	mg/L	0.205			0.187					0.001		
Silver	mg/L	<0.00001			<0.00001					0.00001		0.0001
Silicon	mg/L	5.38			5.7					0.05		
Sodium	mg/L	4.06			4.62					0.02	<200	
Thallium	mg/L	<0.00001			<0.00001					0.00001		
Tin	mg/L	0.0002			<0.0001					0.0001		
Titanium	mg/L	0.002			<0.001					0.001		
Uranium	mg/L	0.0042			0.0041					0.0004	0.02	
Vanadium	mg/L	0.0002			0.0002					0.0001		
Zinc	mg/L	0.005			0.002					0.001	<5	0.03
Mercury	mg/L	<0.00001			<0.00001					0.00001	1	0.1

Equals or exceeds Guideline Limits

Table 2b. Silver Range Resources - KEG Claims March, 2012
Total Metals Analysis Results.

Parameter	Units	KEG #9	KEG #10	KEG #11	KEG #12	KEG #13	Detection Limit	DWQ* G.Lines	Aquatic** G.Lines
Aluminum	mg/L	<0.005		<0.005	0.005	0.026	0.005		0.1
Antimony	mg/L	0.0002	Dry	0.0004	0.0004	0.0004	0.0002	0.006	
Arsenic	mg/L	0.0011		0.0004	0.0006	0.0015	0.0002	0.01	
Barium	mg/L	0.103		0.058	0.071	0.086	0.001	1	
Beryllium	mg/L	<0.00004		<0.00004	<0.00004	<0.00004	0.00004		
Bismuth	mg/L	<0.001		<0.001	<0.001	<0.001	0.001		
Boron	mg/L	0.014		0.009	0.006	0.008	0.004	5	
Cadmium	mg/L	0.00012		0.00015	0.00019	0.00061	0.00001	0.005	0.0018
Calcium	mg/L	78		118	145	136	0.05		
Chromium	mg/L	0.001		<0.0004	<0.0004	<0.0004	0.0004	0.05	0.002
Cobalt	mg/L	0.00015		0.0001	0.00014	0.0002	0.00002		
Copper	mg/L	0.002		<0.001	<0.001	<0.001	0.001	1	0.004
Iron	mg/L	0.405		0.015	0.028	0.067	0.01	0.3	0.3
Lead	mg/L	0.0004		<0.0001	<0.0001	0.0002	0.0001	0.01	0.007
Lithium	mg/L	0.01		0.005	0.008	0.003	0.001		
Magnesium	mg/L	11.6		17.5	20.4	22	0.05		
Manganese	mg/L	0.07		<0.005	<0.005	<0.005	0.0002	0.05	
Molybdenum	mg/L	0.0029		0.0014	0.0023	0.0013	0.00002		
Nickel	mg/L	0.002		0.002	0.003	0.004	0.001		0.15
Potassium	mg/L	2.1		1.3	1.5	1.7	0.1		
Sulfur	mg/L	19.2		69.7	72.6	72.9	0.1		
Selenium	mg/L	<0.0006		0.0027	0.0029	0.0028	0.0006	0.01	0.001
Strontium	mg/L	0.244		0.313	0.455	0.374	0.001		
Silver	mg/L	<0.00001		<0.00001	<0.00001	<0.00001	0.00001		0.0001
Silicon	mg/L	5.38		4.1	4.36	4.09	0.05		
Sodium	mg/L	4.06		2.54	2.3	2.2	0.02	<200	
Thallium	mg/L	<0.00001		<0.00001	<0.00001	<0.00001	0.00001		
Tin	mg/L	<0.0001		<0.0001	<0.0001	<0.0001	0.0001		
Titanium	mg/L	<0.001		0.002	0.001	<0.001	0.001		
Uranium	mg/L	0.0026		0.0033	0.0036	0.0048	0.0004	0.02	
Vanadium	mg/L	<0.0001		0.0001	0.0002	0.0002	0.0001		
Zinc	mg/L	0.028		0.003	0.008	0.018	0.001	<5	0.03
Mercury	mg/L	<0.00001		<0.00001	<0.00001	<0.00001	0.00001	1	0.1

Equals or exceeds Guideline Limits

Table 3a. Silver Range Resources - KEG Claims, March 2012.

Dissolved Metals Analysis Results

Parameter	Units	KEG #1	KEG #2	KEG #3	KEG #4	KEG #5	KEG #6	KEG #7	KEG #8	Detection Limit
Aluminum	mg/L	<0.005			<0.005					0.005
Antimony	mg/L	<0.0002			<0.0002					0.0002
Arsenic	mg/L	<0.0002	Dry	No	0.0018	Dry	Dry	Overflow	No	0.0002
Barium	mg/L	<0.001		Sample	0.091				Sample	0.001
Beryllium	mg/L	<0.00004			<0.00004					0.00004
Bismuth	mg/L	<0.001			<0.001					0.001
Boron	mg/L	0.011			0.013					0.004
Cadmium	mg/L	<0.00001			0.00006					0.00001
Calcium	mg/L	89			88.4					0.1
Chromium	mg/L	<0.0004			<0.0004					0.0004
Cobalt	mg/L	<0.00002			0.00008					0.00002
Copper	mg/L	<0.001			<0.001					0.001
Iron	mg/L	0.008			0.033					0.01
Lead	mg/L	<0.0001			<0.0001					0.0001
Lithium	mg/L	0.008			0.008					0.001
Magnesium	mg/L	10.7			11.2					0.1
Manganese	mg/L	<0.001			0.016					0.0002
Molybdenum	mg/L	<0.0001			0.0026					0.0001
Nickel	mg/L	<0.001			0.001					0.0001
Potassium	mg/L	2.7			3.1					0.1
Sulfur	mg/L	30.2			23.9					0.2
Selenium	mg/L	<0.0006			0.0017					0.0006
Strontium	mg/L	<0.001			0.212					0.001
Silver	mg/L	<0.00001			<0.00001					0.00001
Silicon	mg/L	5.47			5.76					0.05
Sodium	mg/L	4.2			4.6					0.1
Thallium	mg/L	<0.00001			<0.00001					0.00001
Tin	mg/L	<0.0001			<0.0001					0.0001
Titanium	mg/L	<0.01			<0.01					0.0004
Uranium	mg/L	0.0046			0.0044					0.0004
Vanadium	mg/L	<0.0001			0.0002					0.0001
Zinc	mg/L	0.001			0.004					0.001

Table 3b. Silver Range Resources - KEG Claims, March 2012.

Dissolved Metals Analysis Results

Parameter	Units	KEG #9	KEG #10	KEG #11	KEG #12	Keg #13	Detection Limit
Aluminum	mg/L	<0.005		<0.005	<0.005	<0.005	0.005
Antimony	mg/L	<0.0002		0.0004	0.0003	0.0004	0.0002
Arsenic	mg/L	0.0006	Dry	0.0006	0.0006	0.0014	0.0002
Barium	mg/L	0.103		0.063	0.073	0.084	0.001
Beryllium	mg/L	<0.00004		<0.00004	<0.00004	<0.00004	0.00004
Bismuth	mg/L	<0.001		<0.001	<0.001	<0.001	0.001
Boron	mg/L	0.01		0.007	0.005	0.006	0.004
Cadmium	mg/L	0.00006		0.00018	0.00023	0.00052	0.00001
Calcium	mg/L	83.2		130	154	142	0.1
Chromium	mg/L	<0.0004		<0.0004	<0.0004	<0.0004	0.0004
Cobalt	mg/L	0.00015		0.00013	0.00015	0.00013	0.00002
Copper	mg/L	0.001		<0.001	<0.001	<0.001	0.001
Iron	mg/L	0.091		<0.005	0.016	0.011	0.01
Lead	mg/L	<0.0001		<0.0001	<0.0001	<0.0001	0.0001
Lithium	mg/L	0.008		0.004	0.006	0.002	0.001
Magnesium	mg/L	12.4		19.2	21.7	23.3	0.1
Manganese	mg/L	0.076		0.009	0.004	0.003	0.0002
Molybdenum	mg/L	0.002		0.0015	0.0022	0.0014	0.0001
Nickel	mg/L	0.002		0.002	0.003	0.003	0.0001
Potassium	mg/L	2.3		1.4	1.8	1.7	0.1
Sulfur	mg/L	18.6		69.7	70.8	81.2	0.2
Selenium	mg/L	<0.0006		0.0029	0.0027	0.0032	0.0006
Strontium	mg/L	0.24		0.342	0.463	0.372	0.001
Silver	mg/L	<0.00001		<0.00001	<0.00001	<0.00001	0.00001
Silicon	mg/L	5.32		4.18	4.3	4.15	0.05
Sodium	mg/L	4.3		2.7	2.5	2.3	0.1
Thallium	mg/L	<0.00001		<0.00001	<0.00001	<0.00001	0.00001
Tin	mg/L	<0.0001		<0.0001	<0.0001	<0.0001	0.0001
Titanium	mg/L	<0.01		<0.01	<0.01	<0.01	0.0004
Uranium	mg/L	0.0025		0.0035	0.0036	0.005	0.0004
Vanadium	mg/L	<0.0001		0.0001	0.0001	0.0001	0.0001
Zinc	mg/L	0.023		0.005	0.011	0.015	0.001

Table 4. Silver Range Resources - Summary of KEG Project Stations Flow Volumes 2010, 2011 and 2012

(Cubic meters per second)

Station	Date Aug-10	Oct-10	Mar-11	Jun-11	Sep-11	Mar-12
KEG #1	0.249	0.362	0.025	0.939	0.785	0.057
KEG #2	Dry	Dry	Dry	0.008 E	0.003 E	Dry
KEG #3	nr	nr	nr	nr	nr	nr
KEG #4	0.211	0.261	0.028	0.758	nr	0.012
KEG #5	0.139	0.0006	Dry	0.011	0.011	Dry
KEG #6	0.007	0.009	0.001	0.013	0.013	Dry
KEG #7	0.011	0.011	Overflow	0.048	0.057	Overflow
KEG #8	0.055 E	0.014	Dry	0.1003	0.050	nr
KEG #10	nr	0.167	Dry	0.644	0.18	Dry
KEG #11	nr	0.217	0.11	0.143	0.513	0.035
KEG #12	nr	0.11	Dry	0.250 E	0.210	0.007 E
KEG #13	nr	0.143	0.002 E	0.499	0.295	0.002 E

E=flow estimated

Table 5. Silver Range Resources - REB Claims, March 2012.
Routine Chemistry and Field Measurement Results

Parameter	Unit	STATIONS REB #1	REB #2	REB #3	Detection Limit	DWQ* G.lines	Aquatic** G.lines
pH (field)	ru	7.79		8.79			
pH (lab)	ru	8.11	Dry	8.06		6.5-8.5	6.5-9
Conductivity (field)	uS/cm	409		205			
Conductivity (lab)	uS/cm	340		180	1		
Water temperature	C	-0.2		-0.2			
Flow Volume(field)	cms	0.055		0.002			
Ammonia -N	mg/L	<0.01		0.05	0.01		1.37-2.2
Chloride	mg/L				0.5	<250	
Nitrate - N	mg/L	0.26		0.13	0.01	10	
Nitrite - N	mg/L	<0.005		<0.005	0.005	1	0.06
Phosphorus (T)	mg/L	<0.01		<0.01			
Sulphate (S04)	mg/L	378		107	0.05		
T.Suspended Solids	mg/L	<2		4	1		
T.Dissolved Solids	mg/L	214		134	5	500	
Hardness (as CaC03)	mg/L	197		97.8	1	<500	
Alkalinity (as CaC03)	mg/L	161		91	5		
Organic Carbon-Total	mg/L	0.6		0.9	0.5		
Cyanide - Total	mg/L	<0.002		<0.002	0.001	0.2	0.005

All results and limits in mg/L unless noted otherwis. Nr = no sample/reading

DWQ* Guidelines are Maximum Acceptable Concentrations according to
Canadian Drinking Water Quality

Aquatic** Guidelines are for protection of aquatic life in waters with pH >6.5 and Hardness as CaC03 >180 mg/L
Canadian Water Quality Guidelines

Equals or exceeds Guideline Limits

Table 6. Silver Range Resources - REB Claims March, 2012
Total Metals Analysis Results.

Parameter	Units	REB #1	REB #2	REB #3	Detection Limit	DWQ* G.Lines	Aquatic** G.Lines
Aluminum	mg/L	<0.005		0.008	0.005		0.1
Antimony	mg/L	0.0002		<0.0002	0.0002	0.006	
Arsenic	mg/L	0.0005	Dry	0.0005	0.0002	0.01	
Barium	mg/L	0.073		0.034	0.001	1	
Beryllium	mg/L	<0.00004		<0.00004	0.00004		
Bismuth	mg/L	<0.001		<0.001	0.001		
Boron	mg/L	<0.005		<0.005	0.004	5	
Cadmium	mg/L	0.00002		<0.00001	0.00001	0.005	0.0018
Calcium	mg/L	50.1		32.4	0.05		
Chromium	mg/L	<0.0004		<0.0004	0.0004	0.05	0.002
Cobalt	mg/L	0.00004		0.00003	0.00002		
Copper	mg/L	<0.001		<0.001	0.001	1	0.004
Iron	mg/L	<0.01		<0.01	0.01	0.3	0.3
Lead	mg/L	<0.0001		<0.0001	0.0001	0.01	0.007
Lithium	mg/L	0.002		<0.001	0.001		
Magnesium	mg/L	17.4		4.07	0.05		
Manganese	mg/L	<0.005		<0.005	0.0002	0.05	
Molybdenum	mg/L	0.0023		0.0008	0.00002		
Nickel	mg/L	<0.001		<0.001	0.001		0.15
Potassium	mg/L	1.1		0.8	0.1		
Sulfur	mg/L	12.6		3.8	0.1		
Selenium	mg/L	0.0017		<0.0006	0.0006	0.01	0.001
Strontium	mg/L	0.11		0.119	0.001		
Silver	mg/L	<0.00001		<0.00001	0.00001		0.0001
Silicon	mg/L	3.51		4.97	0.05		
Sodium	mg/L	1.54		1.85	0.02	<200	
Thallium	mg/L	<0.00001		<0.00001	0.00001		
Tin	mg/L	<0.0001		<0.0001	0.0001		
Titanium	mg/L	<0.001		0.001	0.001		
Uranium	mg/L	0.003		0.0009	0.0004	0.02	
Vanadium	mg/L	<0.0001		0.0001	0.0001		
Zinc	mg/L	0.001		0.002	0.001	<5	0.03
Mercury	mg/L	<0.00001		<0.00001	0.00001	1	0.1

Equals or exceeds Guideline Limits

Table 7. Silver Range Resources - REB Claims March 2012.

Dissolved Metals Analysis Results

Parameter	Units	REB #1	REB #2	REB #3	Detection Limit
Aluminum	mg/L	<0.005		<0.005	0.005
Antimony	mg/L	0.0002		<0.0002	0.0002
Arsenic	mg/L	0.0003	Dry	0.0005	0.0002
Barium	mg/L	0.077		0.036	0.001
Beryllium	mg/L	<0.00004		<0.00004	0.00004
Bismuth	mg/L	<0.001		<0.001	0.001
Boron	mg/L	<0.004		<0.004	0.004
Cadmium	mg/L	0.00003		<0.00001	0.00001
Calcium	mg/L	54.6		34.8	0.1
Chromium	mg/L	<0.0004		<0.0004	0.0004
Cobalt	mg/L	0.00004		0.00002	0.00002
Copper	mg/L	<0.001		<0.001	0.001
Iron	mg/L	<0.005		<0.005	0.01
Lead	mg/L	<0.0001		<0.0001	0.0001
Lithium	mg/L	0.002		<0.001	0.001
Magnesium	mg/L	19.1		4.5	0.1
Manganese	mg/L	<0.001		<0.001	0.0002
Molybdenum	mg/L	0.0024		0.0008	0.0001
Nickel	mg/L	<0.001		<0.001	0.0001
Potassium	mg/L	1.3		0.8	0.1
Sulfur	mg/L	13.2		3.9	0.2
Selenium	mg/L	0.0016		<0.0006	0.0006
Strontium	mg/L	0.119		0.125	0.001
Silver	mg/L	<0.00001		<0.00001	0.00001
Silicon	mg/L	3.61		5.04	0.05
Sodium	mg/L	1.5		2	0.1
Thallium	mg/L	<0.00001		<0.00001	0.00001
Tin	mg/L	<0.0001		<0.0001	0.0001
Titanium	mg/L	<0.01		<0.01	0.0004
Uranium	mg/L	0.0032		0.0008	0.0004
Vanadium	mg/L	0.0001		<0.0001	0.0001
Zinc	mg/L	0.002		0.002	0.001

Table 8. Silver Range Resources - Summary of REB Project Stations Flow Volumes 2010, 2011 and 2012 (Cubic meters per second)

Station	Date Aug-10	Oct-10	Mar-11	Jun-11	Sep-11	Mar-12
REB #1	0.403	0.311	0.068	1.252	0.776	0.055
REB #2	0.015	0.028	Dry	0.054	0.034	Dry
REB #3	0.024	0.047	0.0015	0.639	0.040	0.002

Table 9. KEG Claims - Camp Drinking Water Supply @ KEG #4, 2011 and 2012

Parameter		Mar-11 KEG #4	Jun-11 KEG #4	Sep-11 KEG#4 *Raw*	Sep-11 KEG#4 *Treated*	Mar-12 KEG #4 *Raw*	*Detection Limit*	DWQ* Guideline MAC's
pH	ru	7.92	8.03	8.2		8.1		6 to 8.5
Conductivity	uS/cm	473	222	322		418	1	
Chloride	mg/L	0.57	0.28	<0.5		<0.5	0.02	<250
Nitrate	mg/L	0.23	0.04	0.02		0.25	0.01	1
Nitrite	mg/L	0.007	<0.005	<0.005		<0.005	0.005	10
T.Dissolved Solids	mg/L	316	146	198		340	5	500
T.Susp Solids	mg/L	<2	6	<2		<2	1	
Sulfate	mg/L	84.1	26.4	35		72	0.05	250
Hardness as CaC03	mg/L	267	128	166		236	1	<500
Alkalinity total	mg/L	177	100	132		184	5	
Total Metals								
Aluminum	mg/L	0.011	0.17	0.04	0.148	0.007	0.005	
Antimony	mg/L	<0.0002	0.0002	<0.0002	<0.0002	0.0002	0.0002	0.006
Arsenic	mg/L	0.0009	0.0014	0.0014	0.0015	0.0018	0.0002	0.01
Barium	mg/L	0.09	0.133	0.063	0.064	0.08	0.001	1
Beryllium	mg/L	<0.00004	<0.00004	<0.00004	<0.00004	<0.00004	0.00004	
Bismuth	mg/L	<0.001	<0.001	<0.001	<0.001	<0.001	0.001	
Boron	mg/L	0.008	0.006	<0.005	<0.005	0.015	0.004	5
Cadmium	mg/L	0.00007	0.00004	0.00003	0.00006	0.00004	0.00001	0.005
Calcium	mg/L	87.4	38.8	55.6	56.4	78.4	0.05	
Chromium	mg/L	0.0004	0.0011	<0.0004	0.0007	<0.0004	0.0004	0.05
Cobalt	mg/L	0.00007	0.00025	0.00008	0.00017	0.00008	0.00002	
Copper	mg/L	0.001	0.003	0.002	0.002	0.001	0.001	1
Iron	mg/L	0.028	0.311	0.166	0.303	0.127	0.01	0.3
Lead	mg/L	0.0001	0.0002	<0.0001	0.0002	<0.0001	0.0001	0.01
Lithium	mg/L	0.004	0.004	0.005	0.005	0.008	0.001	
Magnesium	mg/L	9.86	4.65	6.47	6.57	9.93	0.05	
Manganese	mg/L	<0.005	0.058	0.012	0.02	0.014	0.0002	0.05
Molybdenum	mg/L	0.0023	0.0015	0.0016	0.0015	0.0024	0.0001	
Mercury	mg/L			<0.00001	<0.00001	<0.00001	0.00001	
Nickel	mg/L	0.001	0.002	0.001	0.002	0.006	0.001	
Potassium	mg/L	2.8	2	2.2	2.4	2.6	0.1	
Sulfur	mg/L	27.4	8.6	13.1	11.1	24.4	0.1	
Selenium	mg/L	0.0014	0.0008	<0.0006	<0.0006	0.0012	0.0006	0.01
Strontium	mg/L	0.191	0.093	0.121	0.119	0.187	0.001	
Silicon	mg/L	5.04	4.45	5	5.16	5.7	0.05	
Sodium	mg/L	4.61	2.09	2.73	2.7	4.62	0.02	<200
Titanium	mg/L	<0.001	0.007	<0.001	0.008	<0.001	0.001	
Uranium	mg/L	0.0041	0.0016	0.0026	0.0027	0.0041	0.0004	0.02
Vanadium	mg/L	0.0003	0.001	0.0004	0.0008	0.0002	0.0001	
Zinc	mg/L	0.025	0.003	0.002	0.015	0.002	0.001	<5

DWQ* = Canadian Drinking Water Quality Guideline

MAC = Maximum Accepta indicates concentration exceeds MAC

exceeds DWQ MAC

Table 10.Silver Range Resources/KEG Claims - Snow Survey Data March 2011, 2012

Measurement	Snow Site #1	
	23-Mar-11	**22-Mar-12**
Snow Depth (cm)	60.1	52.9
Snow Density (%)	18.5	22.2
Snow Water Equiv.(mm)	111	116
Air temp ©	*-12*	-22
# measurements within 6 % mean density	10 of 10	10 of 10

Note: Values are mean of 10 measurements per site

Discussion

Snow Survey

Snow survey results for March 22, 2012 show a decreased snow depth from March 2011. Snow density is increased from March 2011 along with snow water equivalent.

The survey course, located across the stream channel near camp was not utilized by caribou compared to 2011.

Hydrology

All water quality / hydrology stations on the KEG and REBEL claims were in winter low / minimum stage flow conditions. There was no input from snow melt at the time of the survey.

Flow measurements were done on Stations KEG#1 and #11. All other KEG stations and REB stations with flow had volumes estimated.

Stations KEG#2, #5 and #6 were frozen to channel base with no flow. KEG #10 was dry with a 0.25 meter airspace between ice and channel base.

Station KEG#7 had heavy overflow ice.

Station REB #2 was dry with no ice – flow dried up prior to freeze up.

Ice conditions ranged from 0.3 meters depth at KEG# 9 and #11, to 2 cm depth at KEG#1.

A summary of flow volumes for the surveys to date are listed in Table 4 (KEG) and Table 8 (REBEL).

Laboratory Analytical Results

Parameters that equal or exceed either ***Drinking Water or Aquatic Guidelines*** are highlighted in yellow.

KEG Stations

Station KEG#1 results exceed ***Aquatic Guidelines*** for total selenium.

Station KEG#4 results exceed ***Aquatic Guidelines*** for total selenium.

Station KEG #9 results exceed ***Drinking Water MAC's*** for total iron and manganese. KEG#9 exceeds the ***Aquatic Guideline*** for total iron.

Station KEG #11 results exceed ***Aquatic Guideline*** for total selenium.

Station KEG #12 results exceed ***Aquatic Guideline*** for total selenium.

Station KEG #13 results exceed ***Aquatic Guideline*** for total selenium..

Total Mercury concentrations were at or below the detection limit of 0.00001 mg/L at all KEG stations.

Total cyanide concentrations were below the detection limit of 0.001 mg/L at all stations

Stations KEG #2, #5, #6, #10 had no surface flow and were not sampled.

Stations KEG #3 and #8 were not surveyed.

REBEL Stations

Parameters that exceed either ***Drinking Water or Aquatic Guidelines*** are highlighted in yellow.

All REBEL stations meet ***Drinking Water Guideline*** and ***Aquatic Guidelines*** limits for all parameters tested with the continued exception of ***total selenium at Station REB#1***.

Total Mercury concentrations were below detection limits at all REB stations.

Total cyanide concentrations were at or below the detection limits of 0.001 mg/L at all REB stations.

Camp Drinking Water Supply

Station KEG #4 is the source of camp drinking water supply. Analysis results for samples taken of the ***"Raw"*** supply (total metals and routine chemistry) are listed in Table 9.

KEG#4 supply waters ***"Raw"*** met ***Drinking Water Guideline*** limits for all parameters tested.

APPENDIX 1

LABORATORY ANALYTICAL REPORTS

KEG and REBEL Claims

March 2012

Exova
#104, 19575-55 A Ave.
Surrey, British Columbia
V3S 8P8, Canada

T: +1 (604) 514-3322
F: +1 (604) 514-3323
E: Surrey@exova.com
W: www.exova.com

Exova

Report Transmission Cover Page

Bill To:	J. Gibson & Associates	Project:		Lot ID:	**861983**
Report To:	J. Gibson & Associates	ID:	Silver Range Res.	Control Number:	A216775
	Box 20913	Name:	KEG Project	Date Received:	Mar 26, 2012
	Whitehorse, YT, Canada	Location:		Date Reported:	Mar 30, 2012
	Y1A 6P2	LSD:		Report Number:	1724569
Attn:	John Gibson	P.O.:			
Sampled By:	J Gibson	Acct code:			
Company:					

Contact & Affiliation	Address	Delivery Commitments
John Gibson J. Gibson & Associates	, Box 20913 Whitehorse, Yukon Territory Y1A 6P2 Phone: (867) 633-4522 Fax: (867) 668-6895 Email: luditegibson@yahoo.ca	On [Lot Verification] send (COA) by Email - Multiple Reports On [Report Approval] send (COC, Test Report) by Email - Merge Reports On [Lot Approval and Final Test Report Approval] send (Invoice) by Email - Single Report

Notes To Clients:

- Analysis was performed on samples 861983-1 to 6 that exceeded the recommended holding time for Water Nitrate analysis.
- pH analysis was performed past the recommended holding time of 15 minutes from sample collection.

The information contained on this and all other pages transmitted, is intended for the addressee only and is considered confidential.
If the reader is not the intended recipient, you are hereby notified that any use, dissemination, distribution or copy of this transmission is strictly prohibited.
If you receive this transmission by error, or if this transmission is not satisfactory, please notify us by telephone.

Exova
#104, 19575-55 A Ave.
Surrey, British Columbia
V3S 8P8, Canada

T: +1 (604) 514-3322
F: +1 (604) 514-3323
E: Surrey@exova.com
W: www.exova.com

Exova

Analytical Report

Bill To: J. Gibson & Associates
Report To: J. Gibson & Associates
Box 20913
Whitehorse, YT, Canada
Y1A 6P2
Attn: John Gibson
Sampled By: J Gibson
Company:

Project:
ID: Silver Range Res.
Name: KEG Project
Location:
LSD:
P.O.:
Acct code:

Lot ID: **861983**
Control Number: A216775
Date Received: Mar 26, 2012
Date Reported: Mar 30, 2012
Report Number: 1724569

	Reference Number	861983-1	861983-2	861983-3	
	Sample Date	Mar 23, 2012	Mar 22, 2012	Mar 22, 2012	
	Sample Time	NA	NA	NA	
	Sample Location	Surface	Surface	Surface	
	Sample Description	KEG #1 / Surface	KEG #4 / Surface	KEG #9 / Surface	
	Matrix	Water	Water	Water	
Analyte		**Units**	**Results**	**Results**	**Results**	Nominal Detection Limit
Inorganic Nonmetallic Parameters						
Organic Carbon	Total Nonpurgeable	mg/L	3.2	2.6	6.1	0.5
Cyanide	Total	mg/L	<0.002	<0.002	<0.002	0.002
Ammonia - N		mg/L	0.03	0.06	<0.01	
Nitrate - N		mg/L	0.29	0.25	0.24	0.01
Nitrite - N		mg/L	<0.005	<0.005	<0.005	0.005
Metals Dissolved						
Aluminum	Dissolved	mg/L	<0.005	<0.005	<0.005	0.005
Antimony	Dissolved	mg/L	<0.0002	<0.0002	<0.0002	0.0002
Arsenic	Dissolved	mg/L	<0.0002	0.0018	0.0006	0.0002
Barium	Dissolved	mg/L	<0.001	0.091	0.103	0.001
Beryllium	Dissolved	mg/L	<0.00004	<0.00004	<0.00004	0.00004
Bismuth	Dissolved	mg/L	<0.001	<0.001	<0.001	0.001
Boron	Dissolved	mg/L	0.011	0.013	0.01	0.004
Cadmium	Dissolved	mg/L	<0.00001	0.00006	0.00006	0.00001
Chromium	Dissolved	mg/L	<0.0004	<0.0004	<0.0004	0.0004
Cobalt	Dissolved	mg/L	<0.00002	0.00008	0.00015	0.00002
Copper	Dissolved	mg/L	<0.001	<0.001	0.001	0.001
Lead	Dissolved	mg/L	<0.0001	<0.0001	<0.0001	0.0001
Lithium	Dissolved	mg/L	0.008	0.008	0.008	0.001
Molybdenum	Dissolved	mg/L	<0.0001	0.0026	0.0020	0.0001
Nickel	Dissolved	mg/L	<0.001	0.001	0.002	0.001
Selenium	Dissolved	mg/L	<0.0006	0.0017	<0.0006	0.0006
Silver	Dissolved	mg/L	<0.00001	<0.00001	<0.00001	0.00001
Strontium	Dissolved	mg/L	<0.001	0.212	0.240	0.001
Sulfur	Dissolved	mg/L	30.2	23.9	18.6	0.2
Tellurium	Dissolved	mg/L	<0.0001	<0.0001	<0.0001	0.0001
Thallium	Dissolved	mg/L	<0.00001	<0.00001	<0.00001	0.00001
Thorium	Dissolved	mg/L	<0.0004	<0.0004	<0.0004	0.0004
Tin	Dissolved	mg/L	<0.0001	<0.0001	<0.0001	0.0001
Titanium	Dissolved	mg/L	<0.01	<0.01	<0.01	0.01
Uranium	Dissolved	mg/L	0.0046	0.0044	0.0025	0.0004
Vanadium	Dissolved	mg/L	<0.0001	0.0002	<0.0001	0.0001
Zinc	Dissolved	mg/L	0.001	0.004	0.023	0.001
Zirconium	Dissolved	mg/L	<0.0001	<0.0001	<0.0001	0.0001
Metals Total						
Calcium	Total	mg/L	85.6	78.4	78.0	0.05

Exova
#104, 19575-55 A Ave.
Surrey, British Columbia
V3S 8P8, Canada

T: +1 (604) 514-3322
F: +1 (604) 514-3323
E: Surrey@exova.com
W: www.exova.com

Exova

Analytical Report

Bill To: J. Gibson & Associates
Report To: J. Gibson & Associates
Box 20913
Whitehorse, YT, Canada
Y1A 6P2
Attn: John Gibson
Sampled By: J Gibson
Company:

Project:
ID: Silver Range Res.
Name: KEG Project
Location:
LSD:
P.O.:
Acct code:

Lot ID: **861983**
Control Number: A216775
Date Received: Mar 26, 2012
Date Reported: Mar 30, 2012
Report Number: 1724569

			Reference Number	861983-1	861983-2	861983-3	
			Sample Date	Mar 23, 2012	Mar 22, 2012	Mar 22, 2012	
			Sample Time	NA	NA	NA	
			Sample Location	Surface	Surface	Surface	
			Sample Description	KEG #1 / Surface	KEG #4 / Surface	KEG #9 / Surface	
			Matrix	Water	Water	Water	
Analyte		**Units**		**Results**	**Results**	**Results**	Nominal Detection Limit
Metals Total - Continued							
Iron	Total	mg/L		0.071	0.127	0.405	0.01
Magnesium	Total	mg/L		10.2	9.93	11.6	0.05
Manganese	Total	mg/L		<0.005	0.014	0.070	0.005
Phosphorus	Total	mg/L		<0.010	<0.010	<0.01	0.01
Potassium	Total	mg/L		2.6	2.6	2.1	0.1
Silicon	Total	mg/L		5.38	5.70	5.38	0.05
Sulfur	Total	mg/L		29.0	24.4	19.2	0.1
Sodium	Total	mg/L		4.06	4.62	4.06	0.02
Titanium	Total	mg/L		0.002	<0.001	<0.001	0.001
Aluminum	Total	mg/L		0.008	0.007	<0.005	0.005
Antimony	Total	mg/L		0.0004	0.0002	0.0002	0.0002
Arsenic	Total	mg/L		0.0017	0.0019	0.0011	0.0002
Barium	Total	mg/L		0.078	0.080	0.103	0.001
Beryllium	Total	mg/L		<0.00004	<0.00004	<0.00004	0.00004
Bismuth	Total	mg/L		<0.001	<0.001	<0.001	0.001
Boron	Total	mg/L		0.014	0.015	0.014	0.004
Cadmium	Total	mg/L		0.00008	0.00004	0.00012	0.00001
Chromium	Total	mg/L		<0.0004	<0.0004	0.001	0.0004
Cobalt	Total	mg/L		0.00013	0.00008	0.00015	0.00002
Copper	Total	mg/L		<0.001	0.001	0.002	0.001
Lead	Total	mg/L		<0.0001	<0.0001	0.0004	0.0001
Lithium	Total	mg/L		0.008	0.008	0.01	0.001
Mercury	Total	mg/L		<0.00001	<0.00001	<0.00001	0.00001
Molybdenum	Total	mg/L		0.0022	0.0024	0.0029	0.0001
Nickel	Total	mg/L		0.003	0.006	0.002	0.001
Selenium	Total	mg/L		0.0013	0.0012	<0.0006	0.0006
Silver	Total	mg/L		<0.00001	<0.00001	<0.00001	0.00001
Strontium	Total	mg/L		0.205	0.187	0.244	0.001
Tellurium	Total	mg/L		<0.0001	<0.0001	<0.0001	0.0001
Thallium	Total	mg/L		<0.00001	<0.00001	<0.00001	0.00001
Thorium	Total	mg/L		<0.0004	<0.0004	<0.0004	0.0004
Tin	Total	mg/L		0.0002	<0.0001	<0.0001	0.0001
Uranium	Total	mg/L		0.0042	0.0041	0.0026	0.0004
Vanadium	Total	mg/L		0.0002	0.0002	<0.0001	0.0001
Zinc	Total	mg/L		0.005	0.002	0.028	0.001
Zirconium	Total	mg/L		<0.0001	<0.0001	<0.0001	0.0001

Exova
#104, 19575-55 A Ave.
Surrey, British Columbia
V3S 8P8, Canada

T: +1 (604) 514-3322
F: +1 (604) 514-3323
E: Surrey@exova.com
W: www.exova.com

Exova

Analytical Report

Bill To:	J. Gibson & Associates	Project:		Lot ID:	**861983**
Report To:	J. Gibson & Associates	ID:	Silver Range Res.	Control Number:	A216775
	Box 20913	Name:	KEG Project	Date Received:	Mar 26, 2012
	Whitehorse, YT, Canada	Location:		Date Reported:	Mar 30, 2012
	Y1A 6P2	LSD:		Report Number:	1724569
Attn:	John Gibson	P.O.:			
Sampled By:	J Gibson	Acct code:			
Company:					

			Reference Number	861983-1	861983-2	861983-3	
			Sample Date	Mar 23, 2012	Mar 22, 2012	Mar 22, 2012	
			Sample Time	NA	NA	NA	
			Sample Location	Surface	Surface	Surface	
			Sample Description	KEG #1 / Surface	KEG #4 / Surface	KEG #9 / Surface	
			Matrix	Water	Water	Water	
Analyte		**Units**		**Results**	**Results**	**Results**	Nominal Detection Limit
Physical and Aggregate Properties							
Solids	Total Suspended	mg/L		4	<2	5	2
Solids	Total Dissolved	mg/L		344	340	320	5
Routine Water							
pH	at 25 °C			8.00	8.10	7.48	
Electrical Conductivity		µS/cm at 25 C		421	418	421	1
Calcium	Dissolved	mg/L		89.0	88.4	83.2	0.1
Iron	Dissolved	mg/L		0.008	0.033	0.091	0.005
Magnesium	Dissolved	mg/L		10.7	11.2	12.4	0.1
Manganese	Dissolved	mg/L		<0.001	0.016	0.076	0.001
Phosphorus	Dissolved	mg/L		0.01	<0.01	0.02	0.01
Potassium	Dissolved	mg/L		2.7	3.1	2.3	0.1
Silicon	Dissolved	mg/L		5.47	5.76	5.32	0.05
Sodium	Dissolved	mg/L		4.2	4.6	4.3	0.1
Bicarbonate		mg/L		200	220	240	5
Carbonate		mg/L		<6	<6	<6	6
Hydroxide		mg/L		<5	<5	<5	5
T-Alkalinity	as CaCO3	mg/L		166	184	199	5
Chloride	Dissolved	mg/L		<0.5	<0.5	1.1	0.05
Sulfate (SO4)	Dissolved	mg/L		89	72	55	0.5
Hardness	as CaCO3	mg/L		266	267	259	5
Hardness	Total	mg CaCO3/L		256	236	243	1

Exova
#104, 19575-55 A Ave.
Surrey, British Columbia
V3S 8P8, Canada

T: +1 (604) 514-3322
F: +1 (604) 514-3323
E: Surrey@exova.com
W: www.exova.com

Exova

Analytical Report

Bill To: J. Gibson & Associates
Report To: J. Gibson & Associates
Box 20913
Whitehorse, YT, Canada
Y1A 6P2
Attn: John Gibson
Sampled By: J Gibson
Company:

Project:
ID: Silver Range Res.
Name: KEG Project
Location:
LSD:
P.O.:
Acct code:

Lot ID: **861983**
Control Number: A216775
Date Received: Mar 26, 2012
Date Reported: Mar 30, 2012
Report Number: 1724569

			Reference Number	861983-4	861983-5	861983-6	
			Sample Date	Mar 22, 2012	Mar 22, 2012	Mar 22, 2012	
			Sample Time	NA	NA	NA	
			Sample Location	Surface	Surface	Surface	
			Sample Description	KEG #11 / Surface	KEG #12 / Surface	KEG #13 / Surface	
			Matrix	Water	Water	Water	
Analyte		**Units**		**Results**	**Results**	**Results**	Nominal Detection Limit
Inorganic Nonmetallic Parameters							
Organic Carbon	Total Nonpurgeable	mg/L		2.5	4.0	2.8	0.5
Cyanide	Total	mg/L		<0.002	<0.002	<0.002	0.002
Ammonia - N		mg/L		<0.01	0.05	0.05	
Nitrate - N		mg/L		0.20	0.23	0.22	0.01
Nitrite - N		mg/L		<0.005	<0.005	<0.005	0.005
Metals Dissolved							
Aluminum	Dissolved	mg/L		<0.005	<0.005	<0.005	0.005
Antimony	Dissolved	mg/L		0.0004	0.0003	0.0004	0.0002
Arsenic	Dissolved	mg/L		0.0006	0.0006	0.0014	0.0002
Barium	Dissolved	mg/L		0.063	0.073	0.084	0.001
Beryllium	Dissolved	mg/L		<0.00004	<0.00004	<0.00004	0.00004
Bismuth	Dissolved	mg/L		<0.001	<0.001	<0.001	0.001
Boron	Dissolved	mg/L		0.007	0.005	0.006	0.004
Cadmium	Dissolved	mg/L		0.00018	0.00023	0.00052	0.00001
Chromium	Dissolved	mg/L		<0.0004	<0.0004	<0.0004	0.0004
Cobalt	Dissolved	mg/L		0.00013	0.00015	0.00013	0.00002
Copper	Dissolved	mg/L		<0.001	<0.001	<0.001	0.001
Lead	Dissolved	mg/L		<0.0001	<0.0001	<0.0001	0.0001
Lithium	Dissolved	mg/L		0.004	0.006	0.002	0.001
Molybdenum	Dissolved	mg/L		0.0015	0.0022	0.0014	0.0001
Nickel	Dissolved	mg/L		0.002	0.003	0.003	0.001
Selenium	Dissolved	mg/L		0.0029	0.0027	0.0032	0.0006
Silver	Dissolved	mg/L		<0.00001	<0.00001	<0.00001	0.00001
Strontium	Dissolved	mg/L		0.342	0.463	0.372	0.001
Sulfur	Dissolved	mg/L		69.7	70.8	81.2	0.2
Tellurium	Dissolved	mg/L		<0.0001	<0.0001	<0.0001	0.0001
Thallium	Dissolved	mg/L		<0.00001	<0.00001	<0.00001	0.00001
Thorium	Dissolved	mg/L		<0.0004	<0.0004	<0.0004	0.0004
Tin	Dissolved	mg/L		<0.0001	<0.0001	<0.0001	0.0001
Titanium	Dissolved	mg/L		<0.01	<0.01	<0.01	0.01
Uranium	Dissolved	mg/L		0.0035	0.0036	0.0050	0.0004
Vanadium	Dissolved	mg/L		0.0001	0.0001	0.0001	0.0001
Zinc	Dissolved	mg/L		0.005	0.011	0.015	0.001
Zirconium	Dissolved	mg/L		<0.0001	0.0001	0.0001	0.0001
Metals Total							
Calcium	Total	mg/L		118	145	136	0.05

Exova
#104, 19575-55 A Ave.
Surrey, British Columbia
V3S 8P8, Canada

T: +1 (604) 514-3322
F: +1 (604) 514-3323
E: Surrey@exova.com
W: www.exova.com

Exova

Analytical Report

Bill To: J. Gibson & Associates
Report To: J. Gibson & Associates
Box 20913
Whitehorse, YT, Canada
Y1A 6P2
Attn: John Gibson
Sampled By: J Gibson
Company:

Project:
ID: Silver Range Res.
Name: KEG Project
Location:
LSD:
P.O.:
Acct code:

Lot ID: **861983**
Control Number: A216775
Date Received: Mar 26, 2012
Date Reported: Mar 30, 2012
Report Number: 1724569

			Reference Number	861983-4	861983-5	861983-6	
			Sample Date	Mar 22, 2012	Mar 22, 2012	Mar 22, 2012	
			Sample Time	NA	NA	NA	
			Sample Location	Surface	Surface	Surface	
			Sample Description	KEG #11 / Surface	KEG #12 / Surface	KEG #13 / Surface	
			Matrix	Water	Water	Water	
Analyte		**Units**		**Results**	**Results**	**Results**	Nominal Detection Limit
Metals Total - Continued							
Iron	Total	mg/L		0.015	0.028	0.067	0.01
Magnesium	Total	mg/L		17.5	20.4	22.0	0.05
Manganese	Total	mg/L		<0.005	<0.005	<0.005	0.005
Phosphorus	Total	mg/L		<0.010	<0.010	<0.010	0.01
Potassium	Total	mg/L		1.3	1.5	1.7	0.1
Silicon	Total	mg/L		4.10	4.36	4.09	0.05
Sulfur	Total	mg/L		69.7	72.6	72.9	0.1
Sodium	Total	mg/L		2.54	2.30	2.20	0.02
Titanium	Total	mg/L		0.002	0.001	<0.001	0.001
Aluminum	Total	mg/L		<0.005	0.005	0.026	0.005
Antimony	Total	mg/L		0.0004	0.0004	0.0004	0.0002
Arsenic	Total	mg/L		0.0004	0.0006	0.0015	0.0002
Barium	Total	mg/L		0.058	0.071	0.086	0.001
Beryllium	Total	mg/L		<0.00004	<0.00004	<0.00004	0.00004
Bismuth	Total	mg/L		<0.001	<0.001	<0.001	0.001
Boron	Total	mg/L		0.009	0.006	0.008	0.004
Cadmium	Total	mg/L		0.00015	0.00019	0.00061	0.00001
Chromium	Total	mg/L		<0.0004	<0.0004	0.0004	0.0004
Cobalt	Total	mg/L		0.00010	0.00014	0.00020	0.00002
Copper	Total	mg/L		<0.001	<0.001	0.001	0.001
Lead	Total	mg/L		<0.0001	<0.0001	0.0002	0.0001
Lithium	Total	mg/L		0.005	0.008	0.003	0.001
Mercury	Total	mg/L		<0.00001	<0.00001	<0.00001	0.00001
Molybdenum	Total	mg/L		0.0014	0.0023	0.0013	0.0001
Nickel	Total	mg/L		0.002	0.003	0.004	0.001
Selenium	Total	mg/L		0.0027	0.0029	0.0028	0.0006
Silver	Total	mg/L		<0.00001	<0.00001	<0.00001	0.00001
Strontium	Total	mg/L		0.313	0.455	0.374	0.001
Tellurium	Total	mg/L		<0.0001	<0.0001	<0.0001	0.0001
Thallium	Total	mg/L		<0.00001	<0.00001	<0.00001	0.00001
Thorium	Total	mg/L		<0.0004	<0.0004	<0.0004	0.0004
Tin	Total	mg/L		<0.0001	<0.0001	<0.0001	0.0001
Uranium	Total	mg/L		0.0033	0.0036	0.0048	0.0004
Vanadium	Total	mg/L		0.0001	0.0002	0.0002	0.0001
Zinc	Total	mg/L		0.003	0.008	0.018	0.001
Zirconium	Total	mg/L		<0.0001	<0.0001	<0.0001	0.0001

Exova
#104, 19575-55 A Ave.
Surrey, British Columbia
V3S 8P8, Canada

T: +1 (604) 514-3322
F: +1 (604) 514-3323
E: Surrey@exova.com
W: www.exova.com

Exova

Analytical Report

Bill To: J. Gibson & Associates
Report To: J. Gibson & Associates
Box 20913
Whitehorse, YT, Canada
Y1A 6P2
Attn: John Gibson
Sampled By: J Gibson
Company:

Project:
ID: Silver Range Res.
Name: KEG Project
Location:
LSD:
P.O.:
Acct code:

Lot ID: **861983**
Control Number: A216775
Date Received: Mar 26, 2012
Date Reported: Mar 30, 2012
Report Number: 1724569

			Reference Number	861983-4	861983-5	861983-6	
			Sample Date	Mar 22, 2012	Mar 22, 2012	Mar 22, 2012	
			Sample Time	NA	NA	NA	
			Sample Location	Surface	Surface	Surface	
			Sample Description	KEG #11 / Surface	KEG #12 / Surface	KEG #13 / Surface	
			Matrix	Water	Water	Water	
Analyte		**Units**		**Results**	**Results**	**Results**	Nominal Detection Limit
Physical and Aggregate Properties							
Solids	Total Suspended	mg/L		<2	<2	4	2
Solids	Total Dissolved	mg/L		506	584	568	5
Routine Water							
pH	at 25 °C			8.04	8.09	7.98	
Electrical Conductivity		µS/cm at 25 C		643	757	704	1
Calcium	Dissolved	mg/L		130	154	142	0.1
Iron	Dissolved	mg/L		<0.005	0.016	0.011	0.005
Magnesium	Dissolved	mg/L		19.2	21.7	23.3	0.1
Manganese	Dissolved	mg/L		0.009	0.004	0.003	0.001
Phosphorus	Dissolved	mg/L		0.01	0.02	0.02	0.01
Potassium	Dissolved	mg/L		1.4	1.8	1.7	0.1
Silicon	Dissolved	mg/L		4.18	4.30	4.15	0.05
Sodium	Dissolved	mg/L		2.7	2.5	2.3	0.1
Bicarbonate		mg/L		200	280	220	5
Carbonate		mg/L		<6	<6	<6	6
Hydroxide		mg/L		<5	<5	<5	5
T-Alkalinity	as CaCO3	mg/L		166	232	182	5
Chloride	Dissolved	mg/L		<0.5	<0.5	<0.5	0.05
Sulfate (SO4)	Dissolved	mg/L		214	218	243	0.5
Hardness	as CaCO3	mg/L		404	475	452	5
Hardness	Total	mg CaCO3/L		367	447	430	1

Approved by:

Mathieu Simoneau
Operations Manager

Exova
#104, 19575-55 A Ave.
Surrey, British Columbia
V3S 8P8, Canada

T: +1 (604) 514-3322
F: +1 (604) 514-3323
E: Surrey@exova.com
W: www.exova.com

Exova

Methodology and Notes

Bill To:	J. Gibson & Associates	Project:		Lot ID:	**861983**
Report To:	J. Gibson & Associates	ID:	Silver Range Res.	Control Number:	A216775
	Box 20913	Name:	KEG Project	Date Received:	Mar 26, 2012
	Whitehorse, YT, Canada	Location:		Date Reported:	Mar 30, 2012
	Y1A 6P2	LSD:		Report Number:	1724569
Attn:	John Gibson	P.O.:			
Sampled By:	J Gibson	Acct code:			
Company:					

Method of Analysis

Method Name	Reference		Method	Date Analysis Started	Location
Alk, pH, EC, Turb in water	APHA	*	Alkalinity - Titration Method, 2320 B	27-Mar-12	Exova Surrey
Alk, pH, EC, Turb in water	APHA	*	Conductivity, 2510 B	27-Mar-12	Exova Surrey
Alk, pH, EC, Turb in water	APHA	*	pH - Electrometric Method, 4500-H+ B	27-Mar-12	Exova Surrey
Ammonia-N in Water	APHA	*	Titrametric, 4500-NH3 C	27-Mar-12	Exova Surrey
Anions by IEC in water (Surrey)	APHA	*	Ion Chromatography with Chemical Suppression of Eluent Cond., 4110 B	27-Mar-12	Exova Surrey
Carbon Organic (Total) in water (TOC)	APHA		High-Temperature Combustion Method, 5310 B	27-Mar-12	Exova Edmonton
Cyanide (Total) in water	US EPA	*	US EPA method, 335.3	28-Mar-12	Exova Edmonton
Mercury Low Level (Total) in water	EPA	*	Mercury in Water by Cold Vapor Atomic Fluorescence Spectrometry, 245.7	28-Mar-12	Exova Surrey
Metals SemiTrace (Dissolved) in water	US EPA	*	Metals & Trace Elements by ICP-AES, 6010C	27-Mar-12	Exova Surrey
Metals SemiTrace (Total) in Water	US EPA	*	Metals & Trace Elements by ICP-AES, 6010C	26-Mar-12	Exova Surrey
Nitrogen - nitrite+nitrate-N	APHA	*	Automated Cadmium Reduction Method, 4500-NO3- F	27-Mar-12	Exova Surrey
Solids Dissolved (Total, Fixed and Volatile)2	APHA	*	Total Dissolved Solids Dried at 180 C, 2540 C	27-Mar-12	Exova Surrey
Solids Suspended (Total, Fixed and Volatile)	APHA	*	Total Suspended Solids Dried at 103-105'C, 2540 D	27-Mar-12	Exova Surrey
Trace Metals (dissolved) in Water	US EPA	*	Determination of Trace Elements in Waters and Wastes by ICP-MS, 200.8	27-Mar-12	Exova Surrey
Trace Metals (dissolved) in Water	US EPA	*	Metals & Trace Elements by ICP-AES, 6010C	27-Mar-12	Exova Surrey
Trace Metals (Total) in Water	US EPA	*	Determination of Trace Elements in Waters and Wastes by ICP-MS, 200.8	26-Mar-12	Exova Surrey
Trace Metals (Total) in Water	US EPA	*	Metals & Trace Elements by ICP-AES, 6010C	26-Mar-12	Exova Surrey

** Reference Method Modified*

References

APHA	Standard Methods for the Examination of Water and Wastewater
US EPA	US Environmental Protection Agency Test Methods

Exova
#104, 19575-55 A Ave.
Surrey, British Columbia
V3S 8P8, Canada

T: +1 (604) 514-3322
F: +1 (604) 514-3323
E: Surrey@exova.com
W: www.exova.com

Methodology and Notes

Bill To:	J. Gibson & Associates	Project:	
Report To:	J. Gibson & Associates Box 20913 Whitehorse, YT, Canada Y1A 6P2	ID:	Silver Range Res.
		Name:	KEG Project
		Location:	
		LSD:	
Attn:	John Gibson	P.O.:	
Sampled By:	J Gibson	Acct code:	
Company:			

Lot ID:	**861983**
Control Number:	A216775
Date Received:	Mar 26, 2012
Date Reported:	Mar 30, 2012
Report Number:	1724569

Comments:

- Analysis was performed on samples 861983-1 to 6 that exceeded the recommended holding time for Water Nitrate analysis.
- pH analysis was performed past the recommended holding time of 15 minutes from sample collection.

Please direct any inquiries regarding this report to our Client Services group.
Results relate only to samples as submitted.
The test report shall not be reproduced except in full, without the written approval of the laboratory.

Terms and Conditions: www.exova.ca/terms&conditions

Exova

www.exova.com

861983

Control Number A216770

Environmental Sample Information Sheet

Note: Proper completion of this form is required in order to proceed with analysis
See reverse for your nearest Exova location and proper sampling protocol

Billing Address:	Copy of Report:	Copy of Report To:	Copy of invoice:
Company:		Company:	Send invoice to this address for approval
Address: J. Gibson & Associates, Box 20111, Whitehorse, YT Y1A 7A2	QA/QC Report	Address:	
Attention: John Gibson	Report Result: e-mail	Attention:	Report Result: e-mail
Phone: (867)633-4522	Results Online	Phone:	Results Online
Fax:	Fax	Fax:	Fax
Cell: (867)668-6895	Mail	Cell:	Mail
e-mail:		e-mail:	

Information to be included on Report and Invoice

Project ID: SILVER RANGE RES.
Project Name: KEG PROJECT
Project Location:
Legal Location:
PO#:
Proj. Acct. Code: 6646
Agreement ID:

PRIORITY
Please contact laboratory prior to submitting any RUSH samples.
Upon filling out this section, client accepts that surcharges will be applied to this analysis.
If not all samples require RUSH, please indicate in special instructions.

Date Required:
Signature:

Sample Custody (Please Print)
Sampled by: J GIBSON
Company Signature
I authorize Exova to [illegible] with the work indicated on this form.
Date: MAR 24/12 Initial: JG
Received by: MAR 26 2012
Sample Temp. 6.4°C
Waybill #:
Company Date
Time 12:45

Special Instructions / Comments
RCHEM = pH, EC, Cl, N2, N3, TP, SO4, TSS, TDS, HARDT, TALK

TW23/DM FIELD FILTER'D
METALS + NITRIC
TOC + HCL NH4 + SULFORIC
TCN + NaOH

Please indicate which regulations you are required to meet:
- Health Canada Drinking Water Quality
- Alberta Tier 1
- Other:

Sample Identification	Location	Depth IN CM M	Date/Time Sampled	Matrix	Sampling Method	Number of Containers	RCHEM	NH4	TOC	TCN	TW24 ew + THg	TW23 ew
KEG #1	SURFACE	/	MAR 22	H2O	Grab	6	✓	✓	✓	✓	✓	✓
KEG #4	↓		MARCH 22	↓	↓	6	✓	✓	✓	✓	✓	✓
KEG #9			↓			6	✓	✓	✓	✓	✓	✓
KEG #11						6	✓	✓	✓	✓	✓	✓
KEG #12						6	✓	✓	✓	✓	✓	✓
KEG #13						6	✓	✓	✓	✓	✓	✓

Enter tests above (✓ relevant samples below)

NOTE: All hazardous samples must be labeled according to WHMIS guidelines.

Page 1 of 1

ED 077-00

Exova
#104, 19575-55 A Ave.
Surrey, British Columbia
V3S 8P8, Canada

T: +1 (604) 514-3322
F: +1 (604) 514-3323
E: Surrey@exova.com
W: www.exova.com

Exova

Report Transmission Cover Page

Bill To:	J. Gibson & Associates	Project:		Lot ID:	**861990**
Report To:	J. Gibson & Associates	ID:	Silver Range Resources	Control Number:	A216777
	Box 20913	Name:	Rebel Project	Date Received:	Mar 26, 2012
	Whitehorse, YT, Canada	Location:		Date Reported:	Mar 30, 2012
	Y1A 6P2	LSD:		Report Number:	1724577
Attn:	John Gibson	P.O.:			
Sampled By:	J Gibson	Acct code:			
Company:					

Contact & Affiliation	Address	Delivery Commitments
John Gibson J. Gibson & Associates	, Box 20913 Whitehorse, Yukon Territory Y1A 6P2 Phone: (867) 633-4522 Fax: (867) 668-6895 Email: luditegibson@yahoo.ca	On [Lot Verification] send (COA) by Email - Multiple Reports On [Report Approval] send (COC, Test Report) by Email - Merge Reports On [Lot Approval and Final Test Report Approval] send (Invoice) by Email - Single Report

Notes To Clients:

- Analysis was performed on samples 861990-1 and 2 that exceeded the recommended holding time for Water Nitrate analysis.
- Some total metal results were less than dissolved metal results for sample 861990. The results were verified and are within expected measurement uncertainty.
- pH analysis was performed past the recommended holding time of 15 minutes from sample collection.

The information contained on this and all other pages transmitted, is intended for the addressee only and is considered confidential.
If the reader is not the intended recipient, you are hereby notified that any use, dissemination, distribution or copy of this transmission is strictly prohibited.
If you receive this transmission by error, or if this transmission is not satisfactory, please notify us by telephone.

Exova
#104, 19575-55 A Ave.
Surrey, British Columbia
V3S 8P8, Canada

T: +1 (604) 514-3322
F: +1 (604) 514-3323
E: Surrey@exova.com
W: www.exova.com

Exova

Analytical Report

Bill To: J. Gibson & Associates
Report To: J. Gibson & Associates
Box 20913
Whitehorse, YT, Canada
Y1A 6P2
Attn: John Gibson
Sampled By: J Gibson
Company:

Project:
ID: Silver Range Resources
Name: Rebel Project
Location:
LSD:
P.O.:
Acct code:

Lot ID: **861990**
Control Number: A216777
Date Received: Mar 26, 2012
Date Reported: Mar 30, 2012
Report Number: 1724577

	Reference Number	861990-1	861990-2		
	Sample Date	Mar 23, 2012	Mar 23, 2012		
	Sample Time	NA	NA		
	Sample Location				
	Sample Description	Reb #1 / Surface	Reb #3 / Surface		
	Matrix	Water	Water		
Analyte	**Units**	**Results**	**Results**	**Results**	Nominal Detection Limit
Inorganic Nonmetallic Parameters					
Organic Carbon Total Nonpurgeable	mg/L	0.6	0.9		0.5
Cyanide Total	mg/L	<0.002	<0.002		0.002
Ammonia - N	mg/L	<0.01	0.05		
Nitrate - N	mg/L	0.26	0.13		0.01
Nitrite - N	mg/L	<0.005	<0.005		0.005
Metals Dissolved					
Aluminum Dissolved	mg/L	<0.005	<0.005		0.005
Antimony Dissolved	mg/L	0.0002	<0.0002		0.0002
Arsenic Dissolved	mg/L	0.0003	0.0005		0.0002
Barium Dissolved	mg/L	0.077	0.036		0.001
Beryllium Dissolved	mg/L	<0.00004	<0.00004		0.00004
Bismuth Dissolved	mg/L	<0.001	<0.001		0.001
Boron Dissolved	mg/L	<0.004	<0.004		0.004
Cadmium Dissolved	mg/L	0.00003	<0.00001		0.00001
Chromium Dissolved	mg/L	<0.0004	<0.0004		0.0004
Cobalt Dissolved	mg/L	0.00004	0.00002		0.00002
Copper Dissolved	mg/L	<0.001	<0.001		0.001
Lead Dissolved	mg/L	<0.0001	<0.0001		0.0001
Lithium Dissolved	mg/L	0.002	<0.001		0.001
Molybdenum Dissolved	mg/L	0.0024	0.0008		0.0001
Nickel Dissolved	mg/L	<0.001	<0.001		0.001
Selenium Dissolved	mg/L	0.0016	<0.0006		0.0006
Silver Dissolved	mg/L	<0.00001	<0.00001		0.00001
Strontium Dissolved	mg/L	0.119	0.125		0.001
Sulfur Dissolved	mg/L	13.2	3.9		0.2
Tellurium Dissolved	mg/L	<0.0001	<0.0001		0.0001
Thallium Dissolved	mg/L	<0.00001	<0.00001		0.00001
Thorium Dissolved	mg/L	<0.0004	<0.0004		0.0004
Tin Dissolved	mg/L	<0.0001	<0.0001		0.0001
Titanium Dissolved	mg/L	<0.01	<0.01		0.01
Uranium Dissolved	mg/L	0.0032	0.0008		0.0004
Vanadium Dissolved	mg/L	0.0001	<0.0001		0.0001
Zinc Dissolved	mg/L	0.002	0.002		0.001
Zirconium Dissolved	mg/L	<0.0001	<0.0001		0.0001
Metals Total					
Calcium Total	mg/L	50.1	32.4		0.05

Exova
#104, 19575-55 A Ave.
Surrey, British Columbia
V3S 8P8, Canada

T: +1 (604) 514-3322
F: +1 (604) 514-3323
E: Surrey@exova.com
W: www.exova.com

Exova

Analytical Report

Bill To: J. Gibson & Associates
Report To: J. Gibson & Associates
Box 20913
Whitehorse, YT, Canada
Y1A 6P2
Attn: John Gibson
Sampled By: J Gibson
Company:

Project:
ID: Silver Range Resources
Name: Rebel Project
Location:
LSD:
P.O.:
Acct code:

Lot ID: **861990**
Control Number: A216777
Date Received: Mar 26, 2012
Date Reported: Mar 30, 2012
Report Number: 1724577

		Reference Number	861990-1	861990-2		
		Sample Date	Mar 23, 2012	Mar 23, 2012		
		Sample Time	NA	NA		
		Sample Location				
		Sample Description	Reb #1 / Surface	Reb #3 / Surface		
		Matrix	Water	Water		
Analyte		**Units**	**Results**	**Results**	**Results**	Nominal Detection Limit
Metals Total - Continued						
Iron	Total	mg/L	<0.01	<0.01		0.01
Magnesium	Total	mg/L	17.4	4.07		0.05
Manganese	Total	mg/L	<0.005	<0.005		0.005
Phosphorus	Total	mg/L	<0.010	<0.010		0.01
Potassium	Total	mg/L	1.1	0.8		0.1
Silicon	Total	mg/L	3.51	4.97		0.05
Sulfur	Total	mg/L	12.6	3.8		0.1
Sodium	Total	mg/L	1.54	1.85		0.02
Titanium	Total	mg/L	<0.001	0.001		0.001
Aluminum	Total	mg/L	<0.005	0.008		0.005
Antimony	Total	mg/L	0.0002	<0.0002		0.0002
Arsenic	Total	mg/L	0.0005	0.0005		0.0002
Barium	Total	mg/L	0.073	0.034		0.001
Beryllium	Total	mg/L	<0.00004	<0.00004		0.00004
Bismuth	Total	mg/L	<0.001	<0.001		0.001
Boron	Total	mg/L	<0.005	<0.005		0.004
Cadmium	Total	mg/L	0.00002	<0.00001		0.00001
Chromium	Total	mg/L	<0.0004	<0.0004		0.0004
Cobalt	Total	mg/L	0.00004	0.00003		0.00002
Copper	Total	mg/L	<0.001	<0.001		0.001
Lead	Total	mg/L	<0.0001	<0.0001		0.0001
Lithium	Total	mg/L	0.002	<0.001		0.001
Mercury	Total	mg/L	<0.00001	<0.00001		0.00001
Molybdenum	Total	mg/L	0.0023	0.0008		0.0001
Nickel	Total	mg/L	<0.001	<0.001		0.001
Selenium	Total	mg/L	0.0017	<0.0006		0.0006
Silver	Total	mg/L	<0.00001	<0.00001		0.00001
Strontium	Total	mg/L	0.110	0.119		0.001
Tellurium	Total	mg/L	<0.0001	<0.0001		0.0001
Thallium	Total	mg/L	<0.00001	<0.00001		0.00001
Thorium	Total	mg/L	<0.0004	<0.0004		0.0004
Tin	Total	mg/L	<0.0001	<0.0001		0.0001
Uranium	Total	mg/L	0.0030	0.0009		0.0004
Vanadium	Total	mg/L	<0.0001	0.0001		0.0001
Zinc	Total	mg/L	0.001	0.002		0.001
Zirconium	Total	mg/L	<0.0001	<0.0001		0.0001

Exova
#104, 19575-55 A Ave.
Surrey, British Columbia
V3S 8P8, Canada

T: +1 (604) 514-3322
F: +1 (604) 514-3323
E: Surrey@exova.com
W: www.exova.com

Exova

Analytical Report

Bill To: J. Gibson & Associates
Report To: J. Gibson & Associates
Box 20913
Whitehorse, YT, Canada
Y1A 6P2
Attn: John Gibson
Sampled By: J Gibson
Company:

Project:
ID: Silver Range Resources
Name: Rebel Project
Location:
LSD:
P.O.:
Acct code:

Lot ID: **861990**
Control Number: A216777
Date Received: Mar 26, 2012
Date Reported: Mar 30, 2012
Report Number: 1724577

	Reference Number	861990-1	861990-2		
	Sample Date	Mar 23, 2012	Mar 23, 2012		
	Sample Time	NA	NA		
	Sample Location				
	Sample Description	Reb #1 / Surface	Reb #3 / Surface		
	Matrix	Water	Water		
Analyte		**Units**	**Results**	**Results**	**Results**	Nominal Detection Limit
Physical and Aggregate Properties						
Solids	Total Suspended	mg/L	<2	4		2
Solids	Total Dissolved	mg/L	214	134		5
Routine Water						
pH	at 25 °C		8.11	8.06		
Electrical Conductivity		µS/cm at 25 C	340	180		1
Calcium	Dissolved	mg/L	54.6	34.8		0.1
Iron	Dissolved	mg/L	<0.005	<0.005		0.005
Magnesium	Dissolved	mg/L	19.1	4.5		0.1
Manganese	Dissolved	mg/L	<0.001	<0.001		0.001
Phosphorus	Dissolved	mg/L	0.03	0.01		0.01
Potassium	Dissolved	mg/L	1.3	0.8		0.1
Silicon	Dissolved	mg/L	3.61	5.04		0.05
Sodium	Dissolved	mg/L	1.5	2.0		0.1
Bicarbonate		mg/L	200	100		5
Carbonate		mg/L	<6	<6		6
Hydroxide		mg/L	<5	<5		5
T-Alkalinity	as CaCO3	mg/L	161	91		5
Chloride	Dissolved	mg/L	1	0.9		0.05
Sulfate (SO4)	Dissolved	mg/L	378	107		0.5
Hardness	as CaCO3	mg/L	215	100		5
Hardness	Total	mg CaCO3/L	197	97.8		1

Approved by:
Mathieu Simoneau
Operations Manager

Exova
#104, 19575-55 A Ave.
Surrey, British Columbia
V3S 8P8, Canada

T: +1 (604) 514-3322
F: +1 (604) 514-3323
E: Surrey@exova.com
W: www.exova.com

Exova

Methodology and Notes

Bill To:	J. Gibson & Associates	Project:		Lot ID:	**861990**
Report To:	J. Gibson & Associates	ID:	Silver Range Resources	Control Number:	A216777
	Box 20913	Name:	Rebel Project	Date Received:	Mar 26, 2012
	Whitehorse, YT, Canada	Location:		Date Reported:	Mar 30, 2012
	Y1A 6P2	LSD:		Report Number:	1724577
Attn:	John Gibson	P.O.:			
Sampled By:	J Gibson	Acct code:			
Company:					

Method of Analysis

Method Name	Reference	Method	Date Analysis Started	Location
Alk, pH, EC, Turb in water	APHA	* Alkalinity - Titration Method, 2320 B	27-Mar-12	Exova Surrey
Alk, pH, EC, Turb in water	APHA	* Conductivity, 2510 B	27-Mar-12	Exova Surrey
Alk, pH, EC, Turb in water	APHA	* pH - Electrometric Method, 4500-H+ B	27-Mar-12	Exova Surrey
Ammonia-N in Water	APHA	* Titrametric, 4500-NH3 C	27-Mar-12	Exova Surrey
Anions by IEC in water (Surrey)	APHA	* Ion Chromatography with Chemical Suppression of Eluent Cond., 4110 B	27-Mar-12	Exova Surrey
Carbon Organic (Total) in water (TOC)	APHA	High-Temperature Combustion Method, 5310 B	27-Mar-12	Exova Edmonton
Cyanide (Total) in water	US EPA	* US EPA method, 335.3	28-Mar-12	Exova Edmonton
Mercury Low Level (Total) in water	EPA	* Mercury in Water by Cold Vapor Atomic Fluorescence Spectrometry, 245.7	28-Mar-12	Exova Surrey
Metals SemiTrace (Dissolved) in water	US EPA	* Metals & Trace Elements by ICP-AES, 6010C	27-Mar-12	Exova Surrey
Metals SemiTrace (Total) in Water	US EPA	* Metals & Trace Elements by ICP-AES, 6010C	26-Mar-12	Exova Surrey
Nitrogen - nitrite+nitrate-N	APHA	* Automated Cadmium Reduction Method, 4500-NO3- F	27-Mar-12	Exova Surrey
Solids Dissolved (Total, Fixed and Volatile)2	APHA	* Total Dissolved Solids Dried at 180 C, 2540 C	27-Mar-12	Exova Surrey
Solids Suspended (Total, Fixed and Volatile)	APHA	* Total Suspended Solids Dried at 103-105'C, 2540 D	27-Mar-12	Exova Surrey
Trace Metals (dissolved) in Water	US EPA	* Determination of Trace Elements in Waters and Wastes by ICP-MS, 200.8	27-Mar-12	Exova Surrey
Trace Metals (dissolved) in Water	US EPA	* Metals & Trace Elements by ICP-AES, 6010C	27-Mar-12	Exova Surrey
Trace Metals (Total) in Water	US EPA	* Determination of Trace Elements in Waters and Wastes by ICP-MS, 200.8	26-Mar-12	Exova Surrey
Trace Metals (Total) in Water	US EPA	* Metals & Trace Elements by ICP-AES, 6010C	26-Mar-12	Exova Surrey

** Reference Method Modified*

References

APHA	Standard Methods for the Examination of Water and Wastewater
US EPA	US Environmental Protection Agency Test Methods

Exova
#104, 19575-55 A Ave.
Surrey, British Columbia
V3S 8P8, Canada

T: +1 (604) 514-3322
F: +1 (604) 514-3323
E: Surrey@exova.com
W: www.exova.com

Exova

Methodology and Notes

Bill To:	J. Gibson & Associates	Project:		Lot ID:	**861990**
Report To:	J. Gibson & Associates	ID:	Silver Range Resources	Control Number:	A216777
	Box 20913	Name:	Rebel Project	Date Received:	Mar 26, 2012
	Whitehorse, YT, Canada	Location:		Date Reported:	Mar 30, 2012
	Y1A 6P2	LSD:		Report Number:	1724577
Attn:	John Gibson	P.O.:			
Sampled By:	J Gibson	Acct code:			
Company:					

Comments:

- Analysis was performed on samples 861990-1 and 2 that exceeded the recommended holding time for Water Nitrate analysis.
- Some total metal results were less than dissolved metal results for sample 861990. The results were verified and are within expected measurement uncertainty.
- pH analysis was performed past the recommended holding time of 15 minutes from sample collection.

Please direct any inquiries regarding this report to our Client Services group.
Results relate only to samples as submitted.
The test report shall not be reproduced except in full, without the written approval of the laboratory.

Terms and Conditions: www.exova.ca/terms&conditions

Exova

www.exova.com

Control Number A216777

861990

Environmental Sample Information Sheet

Note: Proper completion of this form is required in order to proceed with analysis

See reverse for your nearest Exova location and proper sampling protocol

Billing Address:	Copy of Report:	**Copy of Report To:**	Copy of invoice:
Company:		Company:	Send invoice to this address for approval
Address: J. Gibson & Associates Box 20111 Whitehorse, YT Y1A 7A2	QA/QC Report	Address:	
Attention: John Gibson	Report Result: e-mail	Attention:	Report Result: e-mail
Phone: (867)633-4522	Results Online	Phone:	Results Online
Fax:	Fax	Fax:	Fax
Cell: (867)668-6895	Mail	Cell:	Mail
e-mail:		e-mail:	

Information to be included on Report and Invoice

Project ID: SILVER RANGE RESOURCES
Project Name: REBEL PROJECT
Project Location:
Legal Location:
PO#:
Proj. Acct. Code: 6646
Agreement ID:

PRIORITY

Please contact laboratory prior to submitting any RUSH samples.

Upon filling out this section, client accepts that surcharges will be applied to this analysis.

If not all samples require RUSH, please indicate in special instructions.

Date Required:
Signature:

Sample Custody (Please Print)
Sampled by: J GIBSON
Company Signature JG
I authorize Exova to proceed with the work indicated on this form.
Date: Initial: JG
Received by: Sample Temp. 6.4° C
Waybill #: Date
Company Time 12:45

RECEIVED MAR 26 2012

Special Instructions / Comments

RCHEM = pH, EC, CL, N2, N3, TP, SO4, TBS, TDS, HARDT, T. ALK.

TW23 Field filter'd METALS + NITRIC, NH4 + SULFURIC
TOC + HCL
TCN + NaOH

Please indicate which regulations you are required to meet:
- Health Canada Drinking Water Quality
- Alberta Tier 1
- Other:

Sample Identification	Location	Depth IN CM M	Date/Time Sampled	Matrix	Sampling Method	Number of Containers	RCHEM	NH4	TOC	TCN	TW24ew+TAg	TW23ew
REB #1	SURFACE		Mar23	H2O	Grab	6	✓	✓	✓	✓	✓	✓
REB #3	SURFACE		Mar23	H2O	Grab	6	✓	✓	✓	✓	✓	✓

Enter tests above (✓ relevant samples below)

NOTE: All hazardous samples must be labeled according to WHMIS guidelines.

Page 1 of 1

ED 077-00

APPENDIX 2

Flow Volume Calculations

Snow Survey Calculations

KEG Claims March 2012

Silver Range Resources - KEG Claims
Snow Survey Results - March 2012

Snow Survey Calculations

Project: Silver Range Resources **Date:** 22-Mar-12 1000 hrs

Course # : Keg Snow #1

Lat: 62 33 46.5
Long: 133 18 39.5

Measured by: J.Gibson

Station #	Snow Depth *(cm)*	Core Length *(cm)*	WGT Tube before Sampling	WGT Tube and Core	Snow Water Equiv.	Density %
1	45	39	24	35	11	24.4
2	62	47	24	37	13	20.9
3	46	41	24	35	11	23.9
4	50	43	24	36	12	24
5	69	45	24	37	13	18.8
6	55	41	24	36	12	21.8
7	46	36	24	34	10	21.7
8	45	31	24	35	11	24.4
9	58	45	24	36	12	21.1
10	53	40	24	35	11	20.7
Total	529	408	[redacted]		116	221.7
Coverage	52.9	40.8			116	22.2

Core length / Snow Depth = 77%

Density Range 18.8 to 24.4 = 5.6%

Weather - clear and sunny, no wind
Temp -22C

Stage Discharge Calculations

Project: **Silver Range - Keg Claims** **Date:** **22-Mar-12 1500**

Site: **Keg #11**

Point *(m)*	**Depth** *(meters)*	**Width** *(meters)*	**Velocity** *(m/sec)*	**Area** *(m sq)*	**Volume** *(cms)*
2.1	0	0.1	0	0	0
2.3	0.15	0.15	0.17	0.0225	0.004
2.4	0.15	0.1	0.204	0.015	0.003
2.5	0.11	0.1	0.131	0.011	0.001
2.6	0.12	0.1	0.133	0.012	0.002
2.7	0.11	0.1	0.166	0.011	0.002
2.8	0.11	0.1	0.136	0.011	0.001
2.9	0.1	0.1	0.142	0.010	0.001
3	0.1	0.1	0.128	0.010	0.001
3.1	0.1	0.1	0.189	0.010	0.002
3.2	0.09	0.1	0.139	0.009	0.001
3.3	0.09	0.1	0.136	0.009	0.001
3.4	0.1	0.1	0.069	0.010	0.001
3.5	0.09	0.1	0.064	0.009	0.001
3.6	0.1	0.1	0.277	0.010	0.003
3.7	0.1	0.125	0.256	0.013	0.003
3.85	0.09	0.225	0.35	0.020	0.007
4.15	0.08	0.25	0.027	0.020	0.001
4.35	0	0.1	0	0.000	0.000
2.25		2.25			**0.0352**

All velocity readings at 0.6 depth

No Staff Gauge

Data logger reading: No logger

Channel under ice? channel under full ice cover

Method: Price Velocity meter/ TS Wading Rod

Measurement By: J.Gibson

Stage Discharge Calculations

Project: **Silver Range - Keg Claims** **Date:** **23-Mar-12 1000 hrs**

Site: **Keg #1**

Point (m)	Depth (meters)	Width (meters)	Velocity (m/sec)	Area (m sq)	Volume (cms)
3.52	0	0.11	0	0	0
3.3	0.11	0.21	0	0.0231	0.000
3.1	0.14	0.2	0.034	0.028	0.001
2.9	0.19	0.2	0.083	0.038	0.003
2.7	0.24	0.15	0.145	0.036	0.005
2.6	0.28	0.1	0.17	0.028	0.005
2.5	0.29	0.1	0.192	0.029	0.006
2.4	0.34	0.1	0.204	0.034	0.007
2.3	0.35	0.1	0.192	0.035	0.007
2.2	0.4	0.1	0.179	0.040	0.007
2.1	0.35	0.1	0.221	0.035	0.008
2	0.35	0.12	0.208	0.042	0.009
1.86	0	0.07	0	0.000	0.000
1.66		1.66			**0.0569**
					0.0569

All velocity readings at 0.6 depth

No Staff Gauge

Data logger reading: No logger

Channel under ice? channel under full Ice cover

Method: Price Velocity meter/ TS Wading Rod

Measurement By: J.Gibson

Silver Range Resources

KEG CLAIMS

Baseline Water Quality / Hydrology Survey

Environmental Data Update

October, 2012

J.Gibson Env. Consulting *Whitehorse, Yukon*

KEG Claims October 2012

Silver Range Resources baseline water quality / hydrology surveys of the KEG Claims surface waters continued October 17, 2012.

REBEL Claims surveys are now reported with SNAP and HAMMER surveys.

The sites are located in the Anvil Range approximately 30 kilometers north of Faro, Yukon and 15 kilometers north of the former Faro Mine.

The KEG Claims are located on tributaries to the Tay River.

All surface waters are tributaries to the Pelly River.

The KEG exploration project was shut down for the season in September.

The exploration camp and all survey sites were accessed by helicopter.

The baseline survey consisted of water quality samples for routine chemistry, total metals, dissolved metals, total organic carbon, total cyanide and total mercury with field measurements for pH, water temperature and flow volume measurements.

Water level data loggers installed May 2012 at Stations KEG#1 and KEG#11 were downloaded, level surveyed and removed at close of open water season..

Sample Locations

Nine water quality sample sites were established on the KEG Claims during the initial survey in August 2010.
Four sites were added in October 2010 on the eastern limits of the expanded claim block.

All sites are on the attached location map.

Sample Frequency

All Keg stations to October 2012 remain on a quarterly sampling frequency.

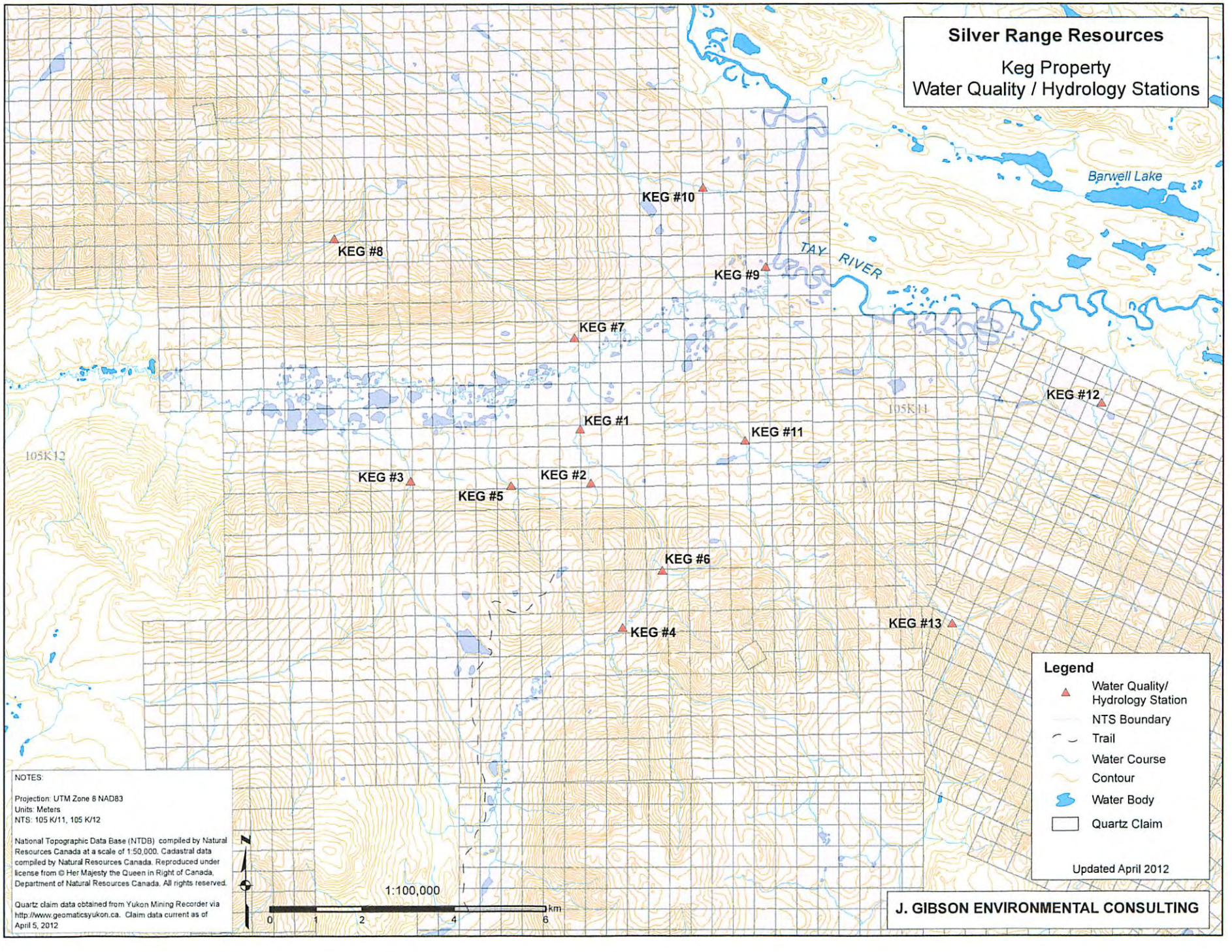
Silver Range Resources
Keg Property
Water Quality / Hydrology Stations
KEG #10
KEG #8
KEG #9
KEG #7
KEG #12
KEG #1
KEG #11
KEG #3
KEG #2
KEG #5
KEG #6
KEG #4
KEG #13
Barwell Lake
TAY RIVER
105K11
105K12
Legend
Water Quality/ Hydrology Station
NTS Boundary
Trail
Water Course
Contour
Water Body
Quartz Claim
Updated April 2012
NOTES:
Projection: UTM Zone 8 NAD83
Units: Meters
NTS: 105 K/11, 105 K/12
National Topographic Data Base (NTDB) compiled by Natural Resources Canada at a scale of 1:50,000. Cadastral data compiled by Natural Resources Canada. Reproduced under license from © Her Majesty the Queen in Right of Canada, Department of Natural Resources Canada. All rights reserved.
Quartz claim data obtained from Yukon Mining Recorder via http://www.geomaticsyukon.ca. Claim data current as of April 5, 2012
N
1:100,000
0 1 2 4 6 km
J. GIBSON ENVIRONMENTAL CONSULTING

KEG Claim sample station designations and coordinates (updated March 2012) are:

Station #	Lat/Long Coordinates	Elevation(m)
KEG #1	62 36 8.26 / 133 19 58.3	787
KEG #2	62 35 29.8 / 133 19 44.2	818
KEG #3	62 35 34.4 / 133 24 18.1	865
KEG #4	62 33 46.9 / 133 19 48	970
KEG #5	62 35 29.3 / 133 21 45.3	833
KEG #6	62 34 26.4 / 133 17 59.1	940
KEG #7	62 37 12.9 / 133 20 43	833
KEG #8	62 38 26.8 / 133 26 5.3	1152
KEG #9	62 37 59.2 / 133 15 9.9	750
KEG #10	62 38 56.3 / 133 16 41.9	850
KEG #11	62 35 57.1 / 133 15 48.3	880
KEG #12	62 36 16.9 / 133 06 45.8	820
KEG #13	62 33 43.7 / 133 10 41.6	1020
*Updated March 2012		

Station coordinates and elevations are for helicopter landing sites. Due to the topography and vegetation it was often necessary to located landing sites up to100 meter distance from sample sites.

Sample Analysis Parameters

All KEG Stations were sampled for total metals, dissolved metals and routine chemistry, total organic carbon, total cyanide and total mercury.

Station KEG #9 is the KEG Claims downstream station prior to flows entering the Tay River.

Dissolved metals samples were filtered onsite using disposable 60 ml syringes and 0.45 micron filters. New syringes and filters were used for each station.

Total and dissolved metal samples were preserved with nitric acid immediately after sampling.

All samples were stored in coolers, kept at 4 Celsius and shipped by air cargo to the Exova Canada Inc. laboratory in Surrey B.C. for analysis within recommended holding times.

Field measurements for pH, conductivity, total dissolved solids were taken with an Oakton PCS TestR 35, water temperatures with a digital thermometer.

Flow Volume Measurements

Stream flow volumes were measured at all KEG Stations with a Price AA velocity meter and cross sectional area calculations. All channels had minor shore ice to 30% of channel coverage.

A summary of KEG stream flow volumes from 2010 to 2012 are in Table 4.

Stream flow volume data/calculations are attached in Appendix 2.

Water level data logger data for Stations KEG#1 and KEG#11 will be reported after open water season.

Analysis Results

Laboratory analysis and field measurement results are listed in the following tables:

Table 1. KEG Stations Routine Chemistry – laboratory analysis and field measurements

Table 2. KEG Stations Total Metals ICP–MS laboratory analysis results

Table 3. KEG Stations Dissolved Metals ICP–MS laboratory analysis results

Table 4. KEG Stations Flow Volume Summary 2010, 2011, 2012.

Table 5. Quality Control Sample Results- KEG#13 Total and Dissolved Metals

Table 6.. Camp Drinking Water Supply at KEG #4. Laboratory analysis results to October 2012.

Listed with the analysis data are the laboratory detection limits for each parameter.

As a guide for reviewing site water quality, the Maximum Acceptable Concentration (MAC) according to ***Canadian Drinking Water Quality*** are listed along with the Aquatic Guidelines for the protection of aquatic life in water with a pH of > 6.5 and a total hardness as CaC03 > 180 mg/L according to ***CCME – Canadian Water Quality Guidelines.***
All water quality ***Guideline*** concentrations are based on total metal values.

All laboratory analysis was done by Exova Canada Inc of Surrey B.C.

Laboratory Analytical Reports are attached in Appendix 1.

Data Summaries for each station are on the attached Excel disc.

Quality Control

Duplicate total and dissolved metals samples for quality control were taken in October 2012 at Station KEG# 13. Analysis results are listed in Table 5.

Table 1.Silver Range Resources - KEG Claims October, 2012.
Routine Chemistry and Field Measurement Results

Parameter	Unit	STATIONS KEG #1	KEG #2	KEG #3	KEG #4	KEG #5	KEG #6	KEG #7	Detection Limit	DWQ* G.lines	Aquatic** G.lines
pH (field)	ru	8.02	7.82	7.42	8.33	7.77	7.26	8.23			
pH (lab)	ru	7.73	6.9	5.65	7.62	7.77	7.68	5.97		6.5-8.5	6.5-9
Electrical Conductivity (lab)		325	164	178	151	322	252	369			
Water temperature	C	0.6	0.1	0.3	0.3	0.1	0.2	0.6			
Flow Volume(field)	cms	0.312	0.0005	0.328	0.323	0.004	0.006	0.031			
Organic Carbon Total	mg/L	5.4	25	5.8	5.3	15.5	5.3	9	0.5		
Cyanide Total	mg/L	<0.002	<0.002	<0.002	<0.002	<0.002	<0.002	<0.002	0.002	0.2	0.005
Phosphorus Total	mg/L	0.018	0.023	<0.003	0.014	0.006	0.005	0.004	0.003		
Ammonia - N	mg/L	0.06	0.06	<0.01	0.07	0.07	0.1	<0.01			1.37-2.2
Nitrate - N	mg/L	0.05	0.05	0.02	0.12	0.24	0.07	0.02	0.01	10	
Nitrite - N	mg/L	<0.01	<0.01	<0.01	<0.01	<0.01	<0.01	<0.01	0.005	1	0.06
T-Alkalinity	mg/L	131	70	<5	74	138	87	10	5		
Chloride	mg/L	0.18	1.83	0.12	1.32	0.11	0.19	0.16	0.05	<250	
Sulfate (SO4)	mg/L	53.7	16.2	8.7	46.6	48.2	180	172	0.5		
Hardness	mg CaCO3/L	207	105	90	206	161	212	333	5	<500	
Total Suspended Solids	mg/L	6	24	<2	6	<2	<2	<2	2		
Total Dissolved Solids	mg/L	230	160	106	222	216	290	428	5	<500	

All results and limits in mg/L unless noted otherwis. Nr = no sample/reading

DWQ* Guidelines are Maximum Acceptable Concentrations according to

Canadian Drinking Water Quality

Aquatic** Guidelines are for protection of aquatic life in waters with pH >6.5 and Hardness as CaC03 >180 mg/L

Canadian Water Quality Guidelines

Table 1. Silver Range Resources - KEG Claims October, 2012.
Routine Chemistry and Field Measurement Results

Parameter	Unit	STATIONS KEG#8	KEG#9	KEG#10	KEG#11	KEG#12	KEG#13	Detection Limit	DWQ* G.lines	Aquatic** G.lines
pH (field)	ru	8.05	8.04	8.18	8.14	8.30	8.10			
pH (lab)	ru	7.51	7.54	7.7	7.79	7.86	7.77		6.5-8.5	6.5-9
Electrical Conductivity (lab)	uS/cm	533	380	308	520	541	544	1		
Water temperature	C	0.4	0.5	0.2	0.6	0.2	0.0			
Flow Volume(field)	cms	0.049	nr	0.107	0.288	0.035	0.185			
Organic Carbon Total	mg/L	5.8	6	14.4	4.5	6.2	3	0.5		
Cyanide Total	mg/L	<0.002	<0.002	<0.002	<0.002	<0.002	<0.002	0.002	0.2	0.005
Phosphorus Total	mg/L	0.004	0.022	0.009	0.005	0.034	0.004	0.003		
Ammonia - N	mg/L	0.07	0.09	0.07	0.14	<0.01	0.07			1.37-2.2
Nitrate - N	mg/L	<0.01	0.05	0.02	0.07	0.1	0.11	0.01	10	
Nitrite - N	mg/L	<0.01	<0.01	<0.01	<0.01	<0.01	<0.01	0.005	1	0.06
T-Alkalinity	mg/L	144	141	124	141	169	137	5		
Chloride	mg/L	0.13	0.2	0.12	0.13	0.12	0.16	0.05	<250	
Sulfate (SO4)	mg/L	74.7	50.1	129	158	152	183	0.5		
Hardness	mg CaCO3/L	234	184	249	315	344	340	5	<500	
Total Suspended Solids	mg/L	<2	4	<2	<2	<2	<2	2		
Total Dissolved Solids	mg/L	280	216	316	404	430	414	5	<500	

All results and limits in mg/L unless noted otherwis. Nr = no sample/reading

DWQ* Guidelines are Maximum Acceptable Concentrations according to
Canadian Drinking Water Quality

Aquatic** Guidelines are for protection of aquatic life in waters with pH >6.5 and Hardness as CaC03 >180 mg/L
Canadian Water Quality Guidelines

Table 2.Silver Range Resources - KEG Claims October, 2012.

Total Metals Analysis Results.

Parameter	Units	KEG #1	KEG #2	KEG #3	KEG #4	KEG #5	KEG #6	KEG #7	Detection Limit	DWQ* G.Lines	Aquatic** G.Lines
Calcium	mg/L	65.3	36.5	26.9	64.4	54.8	68.2	110	0.05		
Iron	mg/L	0.24	1.68	0.052	0.29	0.08	4.83	0.322	0.01	0.3	0.3
Magnesium	mg/L	7.69	2.66	3.99	7.86	3.93	6.68	12.8	0.05		
Manganese	mg/L	0.0214	0.0356	0.0054	0.0328	0.0029	0.153	0.071	0.005	0.05	
Potassium	mg/L	2.3	0.6	0.9	2.4	0.5	1.4	2.4	0.1		
Silicon	mg/L	6.27	9.82	7	6.42	9.2	5.41	5.93	0.05		
Sulfur	mg/L								0.1		
Sodium	mg/L	3	1.2	2.4	3	2.1	1.4	3.2	0.02	<200	
Titanium	mg/L	0.0033	0.0018	<0.0005	0.0038	0.0007	<0.0005	<0.0005	0.001		
Aluminum	mg/L	0.073	0.15	0.017	0.081	0.059	0.344	0.014	0.005		0.1
Antimony	mg/L	0.0002	0.0005	<0.0001	0.0002	0.0006	0.0002	0.0008	0.0002	0.006	
Arsenic	mg/L	0.00153	0.00765	0.00079	0.00156	0.00454	0.00146	0.00251	0.0002	0.01	
Barium	mg/L	0.0658	0.0409	0.0477	0.0722	0.0292	0.0339	0.0473	0.001	1	
Beryllium	mg/L	<0.00005	<0.00005	<0.00005	<0.00005	<0.00005	0.00009	<0.00005	0.00004		
Bismuth	mg/L	<0.0001	<0.0001	<0.0001	<0.0001	<0.0001	<0.0001	<0.0001	0.001		
Boron	mg/L	0.008	0.005	0.003	0.008	0.025	0.006	0.016	0.004		
Cadmium	mg/L	0.00007	0.00171	0.00002	0.00006	0.00012	0.00018	0.0001	0.00001	0.005	0.0018
Chromium	mg/L	<0.0005	<0.0005	<0.0005	<0.0005	<0.0005	<0.0005	<0.0005	0.0004	0.05	0.002
Cobalt	mg/L	0.0001	0.0002	<0.0001	<0.0001	<0.0001	0.0049	<0.0001	0.00002		
Copper	mg/L	0.0017	0.0074	0.001	0.0016	0.0077	0.0048	0.0023	0.001	1	0.004
Lead	mg/L	0.0001	0.0007	<0.0001	0.0001	<0.0001	<0.0001	<0.0001	0.0001		
Lithium	mg/L	0.0051	0.0013	0.0078	0.0051	0.0025	0.0121	0.0013	0.001		
Molybdenum	mg/L	0.00183	0.00076	0.00102	0.00198	0.00411	0.00009	0.0022	0.0001		
Nickel	mg/L	0.0022	0.0027	0.0006	0.0012	0.0018	0.0652	0.0019	0.001		0.15
Selenium	mg/L	0.0012	0.0008	0.0002	0.0012	0.0015	0.0007	0.0029	0.0006	0.01	0.001
Silver	mg/L	<0.00001	0.00001	<0.00001	<0.00001	<0.00001	<0.00001	<0.00001	0.00001		0.0001
Strontium	mg/L	0.142	0.063	0.0803	0.143	0.101	0.0732	0.268	0.001		
Thallium	mg/L	<0.00001	<0.00001	<0.00001	<0.00001	<0.00001	0.00003	<0.00001	0.00001		
Tin	mg/L	0.0004	0.0004	0.0003	0.0003	0.0003	0.0004	0.0005	0.0001		
Uranium	mg/L	0.00316	0.00009	0.00446	0.00359	0.0009	0.00003	0.00245	0.0004	0.02	
Vanadium	mg/L	0.0006	0.001	0.0002	0.0007	0.0007	0.0002	0.0002	0.0001		
Zinc	mg/L	0.0042	0.0172	0.0013	0.002	0.002	0.156	0.0028	0.001	<5	0.03
Zirconium	mg/L	<0.0005	<0.0005	<0.0005	<0.0005	<0.0005	<0.0005	<0.0005	0.0001		
Mercury	mg/L	<0.0001	<0.0001	<0.0001	<0.0001	<0.0001	<0.0001	<0.0001	0.0001	0.001	

indicates levels equal or exceed Guideline Limits

Table 2.Silver Range Resources - KEG Claims October, 2012.
Total Metals Analysis Results.

Parameter	Units	KEG#8	KEG#9	KEG#10	KEG#11	KEG#12	KEG#13	Detection Limit	DWQ* G.Lines	Aquatic** G.Lines
Calcium	mg/L	82.4	59.4	69.1	99.1	109	102	0.05		
Iron	mg/L	0.078	0.428	0.173	0.086	0.143	0.031	0.01	0.3	0.3
Magnesium	mg/L	6.81	8.4	17.8	14.4	14.6	17.7	0.05		
Manganese	mg/L	0.0176	0.0458	0.0308	0.0107	0.006	0.0032	0.005	0.05	
Potassium	mg/L	1.4	1.5	0.9	1.4	1.4	1.5	0.1		
Silicon	mg/L	6.21	5.98	5.77	4.79	4.58	4.28	0.05		
Sulfur	mg/L							0.1		
Sodium	mg/L	2.2	2.9	2.4	2.2	1.8	1.7	0.02	<200	
Titanium	mg/L	<0.0005	0.0014	0.0006	0.0011	0.0015	<0.0005	0.001		
Aluminum	mg/L	0.012	0.067	0.051	0.039	0.064	0.022	0.005		0.1
Antimony	mg/L	0.0005	0.0002	0.0009	0.0005	0.0004	0.0004	0.0002	0.006	
Arsenic	mg/L	0.00134	0.00175	0.00118	0.00095	0.00063	0.00141	0.0002	0.01	
Barium	mg/L	0.054	0.0738	0.0414	0.0542	0.0668	0.0693	0.001	1	
Beryllium	mg/L	<0.00005	<0.00005	<0.00005	<0.00005	<0.00005	<0.00005	0.00004		
Bismuth	mg/L	<0.0001	<0.0001	<0.0001	<0.0001	<0.0001	<0.0001	0.001		
Boron	mg/L	0.006	0.006	0.002	0.007	0.003	0.004	0.004		
Cadmium	mg/L	0.00004	0.00007	0.00034	0.00041	0.00032	0.00179	0.00001	0.005	0.0018
Chromium	mg/L	<0.0005	<0.0005	<0.0005	<0.0005	<0.0005	<0.0005	0.0004	0.05	0.002
Cobalt	mg/L	<0.0001	<0.0001	<0.0001	<0.0001	<0.0001	<0.0001	0.00002		
Copper	mg/L	0.0011	0.0012	0.003	0.0016	0.0022	0.0011	0.001	1	0.004
Lead	mg/L	<0.0001	0.0001	0.0001	0.0001	0.0001	<0.0001	0.0001		
Lithium	mg/L	0.0014	0.0057	0.0029	0.0023	0.0043	0.0017	0.001		
Molybdenum	mg/L	0.00172	0.00158	0.00292	0.0016	0.00216	0.00123	0.0001		
Nickel	mg/L	0.0007	0.0014	0.0074	0.0021	0.0026	0.004	0.001		0.15
Selenium	mg/L	0.0013	0.0009	0.0012	0.0026	0.0032	0.0033	0.0006	0.01	0.001
Silver	mg/L	<0.00001	<0.00001	<0.00001	<0.00001	<0.00001	<0.00001	0.00001		0.0001
Strontium	mg/L	0.245	0.162	0.249	0.253	0.332	0.258	0.001		
Thallium	mg/L	<0.00001	<0.00001	0.00001	<0.00001	0.00001	<0.00001	0.00001		
Tin	mg/L	0.0003	0.0003	0.0003	0.0003	0.0004	0.0003	0.0001		
Uranium	mg/L	0.00139	0.00267	0.0023	0.00279	0.00267	0.0034	0.0004	0.02	
Vanadium	mg/L	0.0002	0.0005	0.0005	0.0004	0.0004	0.0002	0.0001		
Zinc	mg/L	0.0016	0.0028	0.0395	0.0132	0.0147	0.0403	0.001	<5	0.03
Zirconium	mg/L	<0.0005	0.0008	<0.0005	<0.0005	<0.0005	<0.0005	0.0001		
Mercury	mg/L	<0.0001	<0.0001	<0.0001	<0.0001	<0.0001	<0.0001	0.0001	0.001	

indicates levels equal or exceed Guideline Limits

Table 3.Silver Range Resources - KEG Claims October, 2012.

Dissolved Metals Analysis Results

Parameter	Units	KEG #1	KEG #2	KEG #3	KEG #4	KEG #5	KEG #6	KEG #7	Detection Limit
Calcium	mg/L	69.6	37.5	29.1	68.6	57.6	73.1	112	0.1
Iron	mg/L	0.066	0.246	0.006	0.083	0.061	3.96	0.21	0.005
Magnesium	mg/L	8.08	2.68	4.23	8.29	4.11	7.24	13.1	0.1
Manganese	mg/L	0.01	0.015	<0.001	0.022	<0.001	0.153	0.067	0.001
Potassium	mg/L	2.3	0.3	0.9	2.4	0.5	1.4	2.5	0.1
Silicon	mg/L	5.87	9.07	6.65	5.92	8.74	5.15	5.51	0.05
Sodium	mg/L	2.9	0.9	2.3	2.9	2	1.3	3.3	0.1
Sulfur	mg/L	18.4	5.6	3.1	15.9	16.6	60	53.2	0.2
Aluminum	mg/L	0.01	0.087	0.012	0.008	0.034	0.173	0.007	0.005
Antimony	mg/L	0.0002	0.0005	<0.0002	<0.0002	0.0006	<0.0002	0.0008	0.0002
Arsenic	mg/L	0.0013	0.0027	0.0008	0.0016	0.0046	0.0009	0.0024	0.0002
Barium	mg/L	0.06	0.032	0.044	0.063	0.026	0.03	0.044	0.001
Beryllium	mg/L	<0.00004	0.00004	<0.00004	<0.00004	0.00006	0.00014	<0.00004	0.00004
Bismuth	mg/L	<0.001	<0.001	<0.001	<0.001	<0.001	<0.001	<0.001	0.001
Boron	mg/L	0.006	<0.004	<0.004	0.005	0.022	<0.004	0.013	0.004
Cadmium	mg/L	0.00005	0.00022	0.00002	0.00006	0.00011	0.00015	0.00008	0.00001
Chromium	mg/L	0.0009	0.0008	0.0006	0.0008	0.0007	<0.0004	0.0008	0.0004
Cobalt	mg/L	0.00023	0.0002	0.00009	0.00017	0.00018	0.00477	0.00036	0.00002
Copper	mg/L	<0.001	0.005	<0.001	<0.001	0.006	0.003	0.001	0.001
Lead	mg/L	0.0002	0.0002	0.0002	0.0002	0.0002	0.0002	<0.0001	0.0001
Lithium	mg/L	0.006	0.002	0.009	0.006	0.003	0.013	0.001	0.001
Molybdenum	mg/L	0.00152	0.00055	0.00086	0.00162	0.00345	<0.00010	0.0018	0.0001
Nickel	mg/L	0.004	0.004	0.001	0.003	0.004	0.064	0.005	0.001
Selenium	mg/L	0.0012	<0.0006	<0.0006	0.001	0.0013	<0.0006	0.0031	0.0006
Silver	mg/L	<0.00001	<0.00001	<0.00001	<0.00001	<0.00001	<0.00001	<0.00001	0.00001
Strontium	mg/L	0.135	0.059	0.078	0.133	0.096	0.068	0.251	0.001
Titanium	mg/L	<0.010	<0.010	<0.010	<0.010	<0.010	<0.010	<0.010	0.01
Thallium	mg/L	<0.00001	<0.00001	<0.00001	<0.00001	<0.00001	0.00002	<0.00001	0.00001
Tin	mg/L	<0.0001	<0.0001	<0.0001	<0.0001	<0.0001	<0.0001	<0.0001	0.0001
Uranium	mg/L	0.0027	<0.0004	0.0039	0.003	0.0008	<0.0004	0.0021	0.0004
Vanadium	mg/L	0.00052	0.0005	0.0003	0.00049	0.0007	<0.00010	0.00033	0.0001
Zinc	mg/L	0.003	0.01	0.001	0.002	0.002	0.149	0.003	0.001
Zirconium	mg/L	0.00015	0.00043	0.00013	0.00012	0.00037	0.00012	0.0002	0.0001

Table 3.Silver Range Resources - KEG Claims October, 2012.

Dissolved Metals Analysis Results

Parameter	Units	KEG#8	KEG#9	KEG#10	KEG#11	KEG#12	KEG#13	Detection Limit
Calcium	mg/L	82.6	59.8	69.8	102	113	106	0.1
Iron	mg/L	0.021	0.183	0.115	0.006	0.087	<0.005	0.005
Magnesium	mg/L	6.85	8.51	18.1	14.9	14.9	18.4	0.1
Manganese	mg/L	0.011	0.038	0.027	0.003	0.001	<0.001	0.001
Potassium	mg/L	1.4	1.5	0.9	1.4	1.4	1.4	0.1
Silicon	mg/L	5.57	5.41	5.32	4.43	4.16	4.02	0.05
Sodium	mg/L	2.2	2.9	2.4	2.1	1.7	1.6	0.1
Sulfur	mg/L	24	16.2	40.2	48.4	45.9	56.7	0.2
Aluminum	mg/L	0.005	0.012	0.032	0.011	0.016	0.014	0.005
Antimony	mg/L	0.0005	0.0002	0.0009	0.0005	0.0004	0.0005	0.0002
Arsenic	mg/L	0.0012	0.0015	0.0011	0.0009	0.0008	0.0014	0.0002
Barium	mg/L	0.049	0.065	0.038	0.05	0.078	0.066	0.001
Beryllium	mg/L	<0.00004	<0.00004	<0.00004	0.00005	<0.00004	<0.00004	0.00004
Bismuth	mg/L	<0.001	<0.001	<0.001	<0.001	<0.001	<0.001	0.001
Boron	mg/L	<0.004	<0.004	<0.004	0.004	<0.004	<0.004	0.004
Cadmium	mg/L	0.00003	0.00006	0.00029	0.00032	0.0003	0.00162	0.00001
Chromium	mg/L	0.0009	0.0008	0.0007	0.0007	0.001	0.0008	0.0004
Cobalt	mg/L	0.00017	0.0002	0.00027	0.00026	0.00027	0.00028	0.00002
Copper	mg/L	<0.001	<0.001	0.002	<0.001	0.001	<0.001	0.001
Lead	mg/L	<0.0001	0.0002	0.0002	0.0002	0.0012	<0.0001	0.0001
Lithium	mg/L	0.002	0.006	0.003	0.003	0.006	0.002	0.001
Molybdenum	mg/L	0.00144	0.00127	0.00248	0.00164	0.00188	0.00103	0.0001
Nickel	mg/L	0.003	0.003	0.009	0.005	0.006	0.007	0.001
Selenium	mg/L	0.0009	<0.0006	0.0009	0.0029	0.0035	0.0032	0.0006
Silver	mg/L	<0.00001	<0.00001	<0.00001	<0.00001	<0.00001	<0.00001	0.00001
Strontium	mg/L	0.232	0.154	0.239	0.239	0.314	0.246	0.001
Titanium	mg/L	<0.010	<0.010	<0.010	<0.010	<0.010	<0.010	0.01
Thallium	mg/L	<0.00001	<0.00001	<0.00001	0.00003	0.00002	<0.00001	0.00001
Tin	mg/L	<0.0001	<0.0001	<0.0001	<0.0001	<0.0001	<0.0001	0.0001
Uranium	mg/L	0.0012	0.0023	0.002	0.0024	0.0023	0.003	0.0004
Vanadium	mg/L	0.00032	0.00039	0.0005	0.00062	0.00057	0.00035	0.0001
Zinc	mg/L	0.004	0.002	0.038	0.006	0.019	0.036	0.001
Zirconium	mg/L	0.00011	0.00011	0.00033	0.00014	0.00019	0.0001	0.0001

Table 4. Silver Range Resources - Summary of KEG Project Stations Flow Volumes 2010, 2011 and 2012

(Cubic meters per second)

Station	Date								
	Aug-10	Oct-10	Mar-11	Jun-11	Sep-11	Mar-12	May-12	Jul-12	Oct-12
KEG #1	0.249	0.362	0.025	0.939	0.785	0.057	0.6995 1.1247	1.270 1.3736	0.312
KEG #2	Dry	Dry	Dry	0.008 E	0.003 E	Dry	0.0015 E		0.0005 E
KEG #3	nr	nr	nr	nr	nr	nr	0.6237	0.9296	0.328
KEG #4	0.211	0.261	0.028	0.758	nr	0.012	0.7403	1.206	0.323
KEG #5	0.139	0.0006	Dry	0.011	0.011	Dry	0.0253	0.013	0.004 E
KEG #6	0.007	0.009	0.001	0.013	0.013	Dry	0.0163	0.0269	0.006
KEG #7	0.011	0.011	Overflow	0.048	0.057	Overflow	0.0787	0.0485	0.031
KEG #8	0.055 E	0.014	Dry	0.1003	0.050	nr	0.0787	0.0764	0.049
KEG #10	nr	0.167	Dry	0.644	0.18	Dry	0.7094	0.3262	0.107
KEG #11	nr	0.217	0.11	0.143	0.513	0.035	0.4049 0.5426	0.751 0.7974	0.288
KEG #12	nr	0.11	Dry	0.250 E	0.210	0.007 E	0.2044	0.4203	0.035
KEG #13	nr	0.143	0.002 E	0.499	0.295	0.002 E	0.2423	0.7296	0.185

E=flow estimated

Table 5. Quality Control Analysis Results. KEG Stations October 2012

Parameter	Units	KEG #13 Total Metals	KEG #13 Duplicate Total Metals	KEG #13 Diss. Metals	KEG #13 Duplicate Diss. Metals
Calcium	mg/L	102	101	106	105
Iron	mg/L	0.031	0.032	<0.005	<0.005
Magnesium	mg/L	17.7	17.6	18.4	18.4
Manganese	mg/L	0.0032	0.003	<0.001	<0.001
Potassium	mg/L	1.5	1.4	1.4	1.4
Silicon	mg/L	4.28	4.23	4.02	3.99
Sodium	mg/L	1.7	1.7	1.6	1.6
Sulfur	mg/L			56.7	55.8
Aluminum	mg/L	0.022	0.022	0.014	0.014
Antimony	mg/L	0.0004	0.0005	0.0005	0.0005
Arsenic	mg/L	0.00141	0.00147	0.0014	0.0013
Barium	mg/L	0.0693	0.0695	0.066	0.066
Beryllium	mg/L	<0.00005	<0.00005	<0.00004	<0.00004
Bismuth	mg/L	<0.0001	<0.0001	<0.001	<0.001
Boron	mg/L	0.004	0.002	<0.004	<0.004
Cadmium	mg/L	0.00179	0.00178	0.00162	0.00155
Chromium	mg/L	<0.0005	<0.0005	0.0008	0.0007
Cobalt	mg/L	<0.0001	<0.0001	0.00028	0.00027
Copper	mg/L	0.0011	0.001	<0.001	<0.001
Lead	mg/L	<0.0001	<0.0001	<0.0001	<0.0001
Lithium	mg/L	0.0017	0.0016	0.002	0.002
Molybdenum	mg/L	0.00123	0.00131	0.00103	0.00103
Nickel	mg/L	0.004	0.004	0.007	0.007
Selenium	mg/L	0.0033	0.0034	0.0032	0.0034
Silver	mg/L	<0.00001	<0.00001	<0.00001	<0.00001
Strontium	mg/L	0.258	0.262	0.246	0.248
Titanium	mg/L	<0.0005	<0.0005	<0.010	<0.010
Thallium	mg/L	<0.00001	<0.00001	<0.00001	<0.00001
Tin	mg/L	0.0003	0.0003	<0.0001	<0.0001
Uranium	mg/L	0.0034	0.00344	0.003	0.003
Vanadium	mg/L	0.0002	0.0002	0.00035	0.00032
Zinc	mg/L	0.0403	0.0396	0.036	0.036
Zirconium	mg/L	<0.0005	<0.0005	0.0001	<0.0001
Mercury	mg/L	<0.0001	<0.0001		

indicates > 10% variation

Table 6. KEG Claims - Camp Drinking Water Supply @ KEG #4, 2011 and 2012

Parameter		Jun-11 KEG #4	Sep-11 KEG#4 *Raw*	Sep-11 KEG#4 *Treated*	Mar-12 KEG #4 *Raw*	May-12 Keg #4 *Raw*	May-12 Keg #4 *Treated*	Jul-12 Keg #4 *Raw*	Jul-12 Keg #4 *Treated*	Oct-12 Keg#4 *Raw*	*Detection Limit*	DWQ* Guideline MAC's
pH	ru	8.03	8.2		8.1	7.45		7.94		7.62		6 to 8.5
Conductivity	uS/cm	222	322		418	175		207		151	1	
Chloride	mg/L	0.28	<0.5		<0.5	0.6		0.06		1.32	0.02	<250
Nitrate	mg/L	0.04	0.02		0.25	0.04		0.02		0.12	0.01	1
Nitrite	mg/L	<0.005	<0.005		<0.005	<0.005		<0.005		<0.01	0.005	10
T.Dissolved Solids	mg/L	146	198		340	158		174		222	5	500
T.Susp Solids	mg/L	6	<2		<2	30		<2		6	1	
Sulfate	mg/L	26.4	35		72	18		30		46.6	0.05	250
Hardness as CaC03	mg/L	128	166		236	94		137		206	1	<500
Alkalinity total	mg/L	100	132		184	72		104		74	5	
Total Metals												
Aluminum	mg/L	0.17	0.04	0.148	0.007	0.646	0.097	0.1	<0.04	0.081	0.005	
Antimony	mg/L	0.0002	<0.0002	<0.0002	0.0002	<0.0002	<0.0002	<0.0004	<0.0004	0.0002	0.0002	0.006
Arsenic	mg/L	0.0014	0.0014	0.0015	0.0018	0.0025	0.0018	0.001	0.0009	0.00156	0.0002	0.01
Barium	mg/L	0.133	0.063	0.064	0.08	0.056	0.046	0.075	0.057	0.0722	0.001	1
Beryllium	mg/L	<0.00004	<0.00004	<0.00004	<0.00004	<0.00004	<0.00004	<0.0002	<0.0002	<0.00005	0.00004	
Bismuth	mg/L	<0.001	<0.001	<0.001	<0.001	<0.001	<0.001	<0.001	<0.001	<0.0001	0.001	
Boron	mg/L	0.006	<0.005	<0.005	0.015	0.008	0.007	0.008	0.007	0.008	0.004	5
Cadmium	mg/L	0.00004	0.00003	0.00006	0.00004	0.0001	0.00003	0.00007	0.00006	0.00006	0.00001	0.005
Calcium	mg/L	38.8	55.6	56.4	78.4	29.7	30.2	46.5	47.8	64.4	0.05	
Chromium	mg/L	0.0011	<0.0004	0.0007	<0.0004	0.0023	0.0007	0.001	<0.001	<0.0005	0.0004	0.05
Cobalt	mg/L	0.00025	0.00008	0.00017	0.00008	0.00058	0.00012	0.0006	<0.0002	<0.0001	0.00002	
Copper	mg/L	0.003	0.002	0.002	0.001	0.005	0.008	0.0004	0.006	0.0016	0.001	1
Iron	mg/L	0.311	0.166	0.303	0.127	1.16	0.468	0.2	<0.1	0.29	0.01	0.3
Lead	mg/L	0.0002	<0.0001	0.0002	<0.0001	0.0008	0.0029	0.0004	0.0008	0.0001	0.0001	0.01
Lithium	mg/L	0.004	0.005	0.005	0.008	0.004		0.005	0.004	0.0051	0.001	
Magnesium	mg/L	4.65	6.47	6.57	9.93	4.07	4.01	5.1	5	7.86	0.05	
Manganese	mg/L	0.058	0.012	0.02	0.014	0.042	0.014	0.01	<0.01	0.0328	0.0002	0.05
Molybdenum	mg/L	0.0015	0.0016	0.0015	0.0024	0.0009	0.0009	<0.002	<0.002	0.00198	0.0001	
Mercury	mg/L		<0.00001	<0.00001	<0.00001	<0.00001	<0.00001	<0.0001	<0.0001	<0.0001	0.00001	0.001
Nickel	mg/L	0.002	0.001	0.002	0.006	0.004	0.002	0.0024	0.002	0.0012	0.001	
Potassium	mg/L	2	2.2	2.4	2.6	1.9	1.8	2	2	2.4	0.1	
Sulfur	mg/L	8.6	13.1	11.1	24.4	5.4	6.1	9.7	10	nr	0.1	
Selenium	mg/L	0.0008	<0.0006	<0.0006	0.0012	<0.0006	<0.0006	0.0008	0.0006	0.0012	0.0006	0.01
Strontium	mg/L	0.093	0.121	0.119	0.187	0.081	0.081	0.089	0.087	0.143	0.001	
Silicon	mg/L	4.45	5	5.16	5.7	4.06	3.46	4.99	4.83	6.42	0.05	
Sodium	mg/L	2.09	2.73	2.7	4.62	1.65	1.63	2	2	3	0.02	<200
Titanium	mg/L	0.007	<0.001	0.008	<0.001	0.02	0.004	0.0094	0.002	0.0038	0.001	
Uranium	mg/L	0.0016	0.0026	0.0027	0.0041	0.0015	0.0017	0.002	0.002	0.00359	0.0004	0.02
Vanadium	mg/L	0.001	0.0004	0.0008	0.0002	0.0025	0.0007	0.002	0.0008	0.0007	0.0001	
Zinc	mg/L	0.003	0.002	0.015	0.002	0.012	0.04	0.006	0.021	0.002	0.001	<5

DWQ* = Canadian Drinking Water Quality Guideline ***exceeds DWQ MAC***

Discussion

Hydrology

All hydrology stations on the KEG claims were in decreasing stage flow conditions under partial ice condition.
Larger stream channel show a 25-38% decrease in volume from July 2012. Smaller stream channel show less of a decrease in volume from July.

Flow measurements were estimated at KEG #2 and #5.

Water level data loggers at Stations KEG#1 and #11 were downloaded and removed for the completion of open water season.
Data will be reported at a later date.

Laboratory Analytical Results

Parameters that equal or exceed either ***Drinking Water or Aquatic Guidelines*** are highlighted in yellow.

KEG Stations

Station KEG#1 results exceed the ***Aquatic Guidelines*** for selenium.

Station KEG#2 results exceed the ***Aquatic Guidelines*** for aluminum and copper.

Station KEG#4 results equal or exceed ***Aquatic Guidelines*** for selenium.

Station KEG#5 results exceed ***Aquatic Guidelines*** for copper and selenium.

Station KEG#6 results exceed ***Aquatic Guidelines*** for aluminum, iron and zinc; and exceed the ***Drinking Water MAC*** for iron and manganese.

Station KEG#7 results exceed ***Aquatic Guidelines*** for iron and selenium; and the ***Drinking Water MAC*** for iron.

Station KEG#8 results exceed ***Aquatic Guidelines*** for selenium.

Station KEG #9 results exceed ***Aquatic Guideline*** for iron; and the ***Drinking Water MAC's*** for iron.

Station KEG #10 results exceed ***Aquatic Guideline*** for selenium and zinc.

Station KEG#11 results exceed ***Aquatic Guidelines*** for selenium.

Station KEG #12 results exceed ***Aquatic Guideline*** for selenium.

Stations KEG#13 results exceeds ***Aquatic Guideline*** for selenium and zinc.

Total Mercury concentrations were below the detection limit of 0.0001 mg/L at all KEG stations.
Total Cyanide concentrations were below the detection limit of 0.002 mg/L at all KEG stations.

Camp Drinking Water Supply

Station KEG #4 is the source of camp drinking water supply. Analysis results for samples taken of the ***"Raw"*** supply (total metals and routine chemistry) and the ***"treated/ filtered"*** supply are listed in Table 6.

In October 2012 only the "raw" supply was analyzed as camp was closed for the season.

KEG#4 camp supply waters in October "raw" met ***Drinking Water Guideline*** limits for all parameters tested.

APPENDIX 1

LABORATORY ANALYTICAL REPORTS

KEG Claims

October 2012

Exova
#104, 19575-55 A Ave.
Surrey, British Columbia
V3S 8P8, Canada

T: +1 (604) 514-3322
F: +1 (604) 514-3323
E: Surrey@exova.com
W: www.exova.com

Report Transmission Cover Page

Bill To:	J. Gibson & Associates	Project:		Lot ID:	**901092**
Report To:	J. Gibson & Associates	ID:	SRR Resources	Control Number:	A244836
	Box 20913	Name:	KEG Claims	Date Received:	Oct 22, 2012
	Whitehorse, YT, Canada	Location:	(Silver Range Resources)	Date Reported:	Oct 26, 2012
	Y1A 6P2	LSD:		Report Number:	1777728
Attn:	John Gibson	P.O.:			
Sampled By:	J Gibson	Acct code:			
Company:					

Contact & Affiliation	Address	Delivery Commitments
John Gibson J. Gibson & Associates	, Box 20913 Whitehorse, Yukon Territory Y1A 6P2 Phone: (867) 633-4522 Fax: (867) 668-6895 Email: ludditegibson@gmail.com	On [Lot Verification] send (COA) by Email - Single Report On [Report Approval] send (COC, Test Report) by Email - Multiple Reports On [Report Approval] send (Test Report) by Email - Multiple Reports On [Lot Approval and Final Test Report Approval] send (Invoice) by Email - Single Report On [Lot Creation] send (COR) by Email - Single Report

Notes To Clients:

- Analysis was performed on samples 901092-1 to 13 that exceeded the recommended holding time for Total Phosphorus analysis.
- pH analysis was performed past the recommended holding time of 15 minutes from sample collection.
- HARD is included in the TW23EW.

The information contained on this and all other pages transmitted, is intended for the addressee only and is considered confidential.
If the reader is not the intended recipient, you are hereby notified that any use, dissemination, distribution or copy of this transmission is strictly prohibited.
If you receive this transmission by error, or if this transmission is not satisfactory, please notify us by telephone.

Exova
#104, 19575-55 A Ave.
Surrey, British Columbia
V3S 8P8, Canada

T: +1 (604) 514-3322
F: +1 (604) 514-3323
E: Surrey@exova.com
W: www.exova.com

Exova

Analytical Report

Bill To: J. Gibson & Associates
Report To: J. Gibson & Associates
Box 20913
Whitehorse, YT, Canada
Y1A 6P2
Attn: John Gibson
Sampled By: J Gibson
Company:

Project:
ID: SRR Resources
Name: KEG Claims
Location: (Silver Range Resources)
LSD:
P.O.:
Acct code:

Lot ID: **901092**
Control Number: A244836
Date Received: Oct 22, 2012
Date Reported: Oct 26, 2012
Report Number: 1777728

	Reference Number	901092-1	901092-2	901092-3	
	Sample Date	Oct 17, 2012	Oct 17, 2012	Oct 17, 2012	
	Sample Time	NA	NA	NA	
	Sample Location	Surface	Surface	Surface	
	Sample Description	KEG#1	KEG#2	KEG#3	
	Matrix	Water	Water	Water	
Analyte	**Units**	**Results**	**Results**	**Results**	Nominal Detection Limit
Inorganic Nonmetallic Parameters					
Organic Carbon Total Nonpurgeable	mg/L	5.4	25.0	5.8	0.5
Cyanide Total	mg/L	<0.002	<0.002	<0.002	0.002
Phosphorus Total	mg/L	0.018	0.023	<0.003	0.003
Ammonia - N	mg/L	0.06	0.06	<0.01	.01
Metals Dissolved					
Sulfur Dissolved	mg/L	18.4	5.6	3.1	0.2
Aluminum Dissolved	mg/L	0.010	0.087	0.012	0.005
Antimony Dissolved	mg/L	0.0002	0.0005	<0.0002	0.0002
Arsenic Dissolved	mg/L	0.0013	0.0027	0.0008	0.0002
Barium Dissolved	mg/L	0.060	0.032	0.044	0.001
Beryllium Dissolved	mg/L	<0.00004	0.00004	<0.00004	0.00004
Bismuth Dissolved	mg/L	<0.001	<0.001	<0.001	0.001
Boron Dissolved	mg/L	0.006	<0.004	<0.004	0.004
Cadmium Dissolved	mg/L	0.00005	0.00022	0.00002	0.00001
Chromium Dissolved	mg/L	0.0009	0.0008	0.0006	0.0004
Cobalt Dissolved	mg/L	0.00023	0.00020	0.00009	0.00002
Copper Dissolved	mg/L	<0.001	0.005	<0.001	0.001
Lead Dissolved	mg/L	0.0002	0.0002	0.0002	0.0001
Lithium Dissolved	mg/L	0.006	0.002	0.009	0.001
Molybdenum Dissolved	mg/L	0.00152	0.00055	0.00086	0.0001
Nickel Dissolved	mg/L	0.004	0.004	0.001	0.001
Selenium Dissolved	mg/L	0.0012	<0.0006	<0.0006	0.0006
Silver Dissolved	mg/L	<0.00001	<0.00001	<0.00001	0.00001
Titanium Dissolved	mg/L	<0.010	<0.010	<0.010	0.01
Strontium Dissolved	mg/L	0.135	0.059	0.078	0.001
Tellurium Dissolved	mg/L	<0.0001	<0.0001	<0.0001	0.0001
Thallium Dissolved	mg/L	<0.00001	<0.00001	<0.00001	0.00001
Thorium Dissolved	mg/L	<0.0004	<0.0004	<0.0004	0.0004
Tin Dissolved	mg/L	<0.0001	<0.0001	<0.0001	0.0001
Uranium Dissolved	mg/L	0.0027	<0.0004	0.0039	0.0004
Vanadium Dissolved	mg/L	0.00052	0.00050	0.00030	0.0001
Zinc Dissolved	mg/L	0.003	0.010	0.001	0.001
Zirconium Dissolved	mg/L	0.00015	0.00043	0.00013	0.0001
Metals Total					
Mercury Total	mg/L	<0.0001	<0.0001	<0.0001	0.0001
Aluminum Total	mg/L	0.073	0.150	0.017	0.001

Exova
#104, 19575-55 A Ave.
Surrey, British Columbia
V3S 8P8, Canada

T: +1 (604) 514-3322
F: +1 (604) 514-3323
E: Surrey@exova.com
W: www.exova.com

Exova

Analytical Report

Bill To: J. Gibson & Associates
Report To: J. Gibson & Associates
Box 20913
Whitehorse, YT, Canada
Y1A 6P2
Attn: John Gibson
Sampled By: J Gibson
Company:

Project:
ID: SRR Resources
Name: KEG Claims
Location: (Silver Range Resources)
LSD:
P.O.:
Acct code:

Lot ID: **901092**
Control Number: A244836
Date Received: Oct 22, 2012
Date Reported: Oct 26, 2012
Report Number: 1777728

			Reference Number	901092-1	901092-2	901092-3	
			Sample Date	Oct 17, 2012	Oct 17, 2012	Oct 17, 2012	
			Sample Time	NA	NA	NA	
			Sample Location	Surface	Surface	Surface	
			Sample Description	KEG#1	KEG#2	KEG#3	
			Matrix	Water	Water	Water	
Analyte		**Units**		**Results**	**Results**	**Results**	Nominal Detection Limit
Metals Total - Continued							
Antimony	Total	mg/L		0.0002	0.0005	<0.0001	0.0001
Arsenic	Total	mg/L		0.00153	0.00765	0.00079	0.00005
Barium	Total	mg/L		0.0658	0.0409	0.0477	0.00005
Beryllium	Total	mg/L		<0.00005	<0.00005	<0.00005	0.00005
Bismuth	Total	mg/L		<0.0001	<0.0001	<0.0001	0.0001
Boron	Total	mg/L		0.008	0.005	0.003	.002
Cadmium	Total	mg/L		0.00007	0.00171	0.00002	0.00001
Calcium	Total	mg/L		65.3	36.5	26.9	0.05
Chromium	Total	mg/L		<0.0005	<0.0005	<0.0005	0.0005
Cobalt	Total	mg/L		0.0001	0.0002	<0.0001	0.0001
Copper	Total	mg/L		0.0017	0.0074	0.0010	0.0001
Iron	Total	mg/L		0.240	1.68	0.052	0.002
Lead	Total	mg/L		0.0001	0.0007	<0.0001	0.0001
Lithium	Total	mg/L		0.0051	0.0013	0.0078	0.0005
Magnesium	Total	mg/L		7.69	2.66	3.99	0.04
Manganese	Total	mg/L		0.0214	0.0356	0.0054	0.0002
Molybdenum	Total	mg/L		0.00183	0.00076	0.00102	0.00005
Nickel	Total	mg/L		0.0022	0.0027	0.0006	0.0002
Potassium	Total	mg/L		2.3	0.6	0.9	0.1
Selenium	Total	mg/L		0.0012	0.0008	0.0002	0.0001
Silicon	Total	mg/L		6.27	9.82	7.00	0.02
Silver	Total	mg/L		<0.00001	0.00001	<0.00001	0.00001
Sodium	Total	mg/L		3.0	1.2	2.4	0.1
Strontium	Total	mg/L		0.142	0.0630	0.0803	0.0001
Thallium	Total	mg/L		<0.00001	<0.00001	<0.00001	0.00001
Thorium	Total	mg/L		0.00002	0.00004	0.00003	0.00001
Tin	Total	mg/L		0.0004	0.0004	0.0003	0.0001
Titanium	Total	mg/L		0.0033	0.0018	<0.0005	0.0005
Uranium	Total	mg/L		0.00316	0.00009	0.00446	0.00001
Vanadium	Total	mg/L		0.0006	0.0010	0.0002	0.0001
Zinc	Total	mg/L		0.0042	0.0172	0.0013	0.0005
Zirconium	Total	mg/L		<0.0005	<0.0005	<0.0005	0.0005
Physical and Aggregate Properties							
Solids	Total Suspended	mg/L		6	24	<2	2
Solids	Total Dissolved	mg/L		230	160	106	5

Exova
#104, 19575-55 A Ave.
Surrey, British Columbia
V3S 8P8, Canada

T: +1 (604) 514-3322
F: +1 (604) 514-3323
E: Surrey@exova.com
W: www.exova.com

Exova

Analytical Report

Bill To: J. Gibson & Associates
Report To: J. Gibson & Associates
Box 20913
Whitehorse, YT, Canada
Y1A 6P2
Attn: John Gibson
Sampled By: J Gibson
Company:

Project:
ID: SRR Resources
Name: KEG Claims
Location: (Silver Range Resources)
LSD:
P.O.:
Acct code:

Lot ID: **901092**
Control Number: A244836
Date Received: Oct 22, 2012
Date Reported: Oct 26, 2012
Report Number: 1777728

		Reference Number	901092-1	901092-2	901092-3	
		Sample Date	Oct 17, 2012	Oct 17, 2012	Oct 17, 2012	
		Sample Time	NA	NA	NA	
		Sample Location	Surface	Surface	Surface	
		Sample Description	KEG#1	KEG#2	KEG#3	
		Matrix	Water	Water	Water	
Analyte		**Units**	**Results**	**Results**	**Results**	Nominal Detection Limit
Routine Water						
pH	at 25 °C		7.73	6.90	5.65	
Electrical Conductivity		µS/cm at 25 C	325	164	<1	1
Calcium	Dissolved	mg/L	69.6	37.5	29.1	0.1
Iron	Dissolved	mg/L	0.066	0.246	0.006	0.005
Magnesium	Dissolved	mg/L	8.08	2.68	4.23	0.1
Manganese	Dissolved	mg/L	0.010	0.015	<0.001	0.001
Potassium	Dissolved	mg/L	2.3	0.3	0.9	0.1
Silicon	Dissolved	mg/L	5.87	9.07	6.65	0.05
Sodium	Dissolved	mg/L	2.9	0.9	2.3	0.1
Bicarbonate		mg/L	160	85	<5	5
Carbonate		mg/L	<6	<6	<6	6
Hydroxide		mg/L	<5	<5	<5	5
T-Alkalinity	as CaCO3	mg/L	131	70	<5	5
Chloride	Dissolved	mg/L	0.18	1.83	0.12	0.05
Nitrate - N	Dissolved	mg/L	0.05	0.05	0.02	0.01
Nitrite - N	Dissolved	mg/L	<0.01	<0.01	<0.01	0.01
Sulfate (SO4)	Dissolved	mg/L	53.7	16.2	8.7	0.5
Hardness	as CaCO3	mg/L	207	105	90	5

Exova
#104, 19575-55 A Ave.
Surrey, British Columbia
V3S 8P8, Canada

T: +1 (604) 514-3322
F: +1 (604) 514-3323
E: Surrey@exova.com
W: www.exova.com

Exova

Analytical Report

Bill To:	J. Gibson & Associates	Project:		Lot ID:	**901092**
Report To:	J. Gibson & Associates	ID:	SRR Resources	Control Number:	A244836
	Box 20913	Name:	KEG Claims	Date Received:	Oct 22, 2012
	Whitehorse, YT, Canada	Location:	(Silver Range Resources)	Date Reported:	Oct 26, 2012
	Y1A 6P2	LSD:		Report Number:	1777728
Attn:	John Gibson	P.O.:			
Sampled By:	J Gibson	Acct code:			
Company:					

			Reference Number	901092-4	901092-5	901092-6	
			Sample Date	Oct 17, 2012	Oct 17, 2012	Oct 17, 2012	
			Sample Time	NA	NA	NA	
			Sample Location	Surface	Surface	Surface	
			Sample Description	KEG#4	KEG#5	KEG#6	
			Matrix	Water	Water	Water	
Analyte		**Units**		**Results**	**Results**	**Results**	Nominal Detection Limit
Inorganic Nonmetallic Parameters							
Organic Carbon	Total Nonpurgeable	mg/L		5.3	15.5	5.3	0.5
Cyanide	Total	mg/L		<0.002	<0.002	<0.002	0.002
Phosphorus	Total	mg/L		0.014	0.006	0.005	0.003
Ammonia - N		mg/L		0.07	0.07	0.10	.01
Metals Dissolved							
Sulfur	Dissolved	mg/L		15.9	16.6	60.0	0.2
Aluminum	Dissolved	mg/L		0.008	0.034	0.173	0.005
Antimony	Dissolved	mg/L		<0.0002	0.0006	<0.0002	0.0002
Arsenic	Dissolved	mg/L		0.0016	0.0046	0.0009	0.0002
Barium	Dissolved	mg/L		0.063	0.026	0.030	0.001
Beryllium	Dissolved	mg/L		<0.00004	0.00006	0.00014	0.00004
Bismuth	Dissolved	mg/L		<0.001	<0.001	<0.001	0.001
Boron	Dissolved	mg/L		0.005	0.022	<0.004	0.004
Cadmium	Dissolved	mg/L		0.00006	0.00011	0.00015	0.00001
Chromium	Dissolved	mg/L		0.0008	0.0007	<0.0004	0.0004
Cobalt	Dissolved	mg/L		0.00017	0.00018	0.00477	0.00002
Copper	Dissolved	mg/L		<0.001	0.006	0.003	0.001
Lead	Dissolved	mg/L		0.0002	0.0002	0.0002	0.0001
Lithium	Dissolved	mg/L		0.006	0.003	0.013	0.001
Molybdenum	Dissolved	mg/L		0.00162	0.00345	<0.00010	0.0001
Nickel	Dissolved	mg/L		0.003	0.004	0.064	0.001
Selenium	Dissolved	mg/L		0.0010	0.0013	<0.0006	0.0006
Silver	Dissolved	mg/L		<0.00001	<0.00001	<0.00001	0.00001
Titanium	Dissolved	mg/L		<0.010	<0.010	<0.010	0.01
Strontium	Dissolved	mg/L		0.133	0.096	0.068	0.001
Tellurium	Dissolved	mg/L		<0.0001	<0.0001	<0.0001	0.0001
Thallium	Dissolved	mg/L		<0.00001	<0.00001	0.00002	0.00001
Thorium	Dissolved	mg/L		<0.0004	<0.0004	<0.0004	0.0004
Tin	Dissolved	mg/L		<0.0001	<0.0001	<0.0001	0.0001
Uranium	Dissolved	mg/L		0.0030	0.0008	<0.0004	0.0004
Vanadium	Dissolved	mg/L		0.00049	0.00070	<0.00010	0.0001
Zinc	Dissolved	mg/L		0.002	0.002	0.149	0.001
Zirconium	Dissolved	mg/L		0.00012	0.00037	0.00012	0.0001
Metals Total							
Mercury	Total	mg/L		<0.0001	<0.0001	<0.0001	0.0001
Aluminum	Total	mg/L		0.081	0.059	0.344	0.001

Exova
#104, 19575-55 A Ave.
Surrey, British Columbia
V3S 8P8, Canada

T: +1 (604) 514-3322
F: +1 (604) 514-3323
E: Surrey@exova.com
W: www.exova.com

Exova

Analytical Report

Bill To: J. Gibson & Associates
Report To: J. Gibson & Associates
Box 20913
Whitehorse, YT, Canada
Y1A 6P2
Attn: John Gibson
Sampled By: J Gibson
Company:

Project:
ID: SRR Resources
Name: KEG Claims
Location: (Silver Range Resources)
LSD:
P.O.:
Acct code:

Lot ID: **901092**
Control Number: A244836
Date Received: Oct 22, 2012
Date Reported: Oct 26, 2012
Report Number: 1777728

			Reference Number	901092-4	901092-5	901092-6	
			Sample Date	Oct 17, 2012	Oct 17, 2012	Oct 17, 2012	
			Sample Time	NA	NA	NA	
			Sample Location	Surface	Surface	Surface	
			Sample Description	KEG#4	KEG#5	KEG#6	
			Matrix	Water	Water	Water	
Analyte		**Units**		**Results**	**Results**	**Results**	Nominal Detection Limit
Metals Total - Continued							
Antimony	Total	mg/L		0.0002	0.0006	0.0002	0.0001
Arsenic	Total	mg/L		0.00156	0.00454	0.00146	0.00005
Barium	Total	mg/L		0.0722	0.0292	0.0339	0.00005
Beryllium	Total	mg/L		<0.00005	<0.00005	0.00009	0.00005
Bismuth	Total	mg/L		<0.0001	<0.0001	<0.0001	0.0001
Boron	Total	mg/L		0.008	0.025	0.006	.002
Cadmium	Total	mg/L		0.00006	0.00012	0.00018	0.00001
Calcium	Total	mg/L		64.4	54.8	68.2	0.05
Chromium	Total	mg/L		<0.0005	<0.0005	<0.0005	0.0005
Cobalt	Total	mg/L		<0.0001	<0.0001	0.0049	0.0001
Copper	Total	mg/L		0.0016	0.0077	0.0048	0.0001
Iron	Total	mg/L		0.290	0.080	4.83	0.002
Lead	Total	mg/L		0.0001	<0.0001	<0.0001	0.0001
Lithium	Total	mg/L		0.0051	0.0025	0.0121	0.0005
Magnesium	Total	mg/L		7.86	3.93	6.68	0.04
Manganese	Total	mg/L		0.0328	0.0029	0.153	0.0002
Molybdenum	Total	mg/L		0.00198	0.00411	0.00009	0.00005
Nickel	Total	mg/L		0.0012	0.0018	0.0652	0.0002
Potassium	Total	mg/L		2.4	0.5	1.4	0.1
Selenium	Total	mg/L		0.0012	0.0015	0.0007	0.0001
Silicon	Total	mg/L		6.42	9.20	5.41	0.02
Silver	Total	mg/L		<0.00001	<0.00001	<0.00001	0.00001
Sodium	Total	mg/L		3.0	2.1	1.4	0.1
Strontium	Total	mg/L		0.143	0.101	0.0732	0.0001
Thallium	Total	mg/L		<0.00001	<0.00001	0.00003	0.00001
Thorium	Total	mg/L		0.00002	0.00004	0.00001	0.00001
Tin	Total	mg/L		0.0003	0.0003	0.0004	0.0001
Titanium	Total	mg/L		0.0038	0.0007	<0.0005	0.0005
Uranium	Total	mg/L		0.00359	0.00090	0.00003	0.00001
Vanadium	Total	mg/L		0.0007	0.0007	0.0002	0.0001
Zinc	Total	mg/L		0.0020	0.0020	0.156	0.0005
Zirconium	Total	mg/L		<0.0005	<0.0005	<0.0005	0.0005
Physical and Aggregate Properties							
Solids	Total Suspended	mg/L		6	<2	<2	2
Solids	Total Dissolved	mg/L		222	216	290	5

Exova
#104, 19575-55 A Ave.
Surrey, British Columbia
V3S 8P8, Canada

T: +1 (604) 514-3322
F: +1 (604) 514-3323
E: Surrey@exova.com
W: www.exova.com

Exova

Analytical Report

Bill To: J. Gibson & Associates
Report To: J. Gibson & Associates
Box 20913
Whitehorse, YT, Canada
Y1A 6P2
Attn: John Gibson
Sampled By: J Gibson
Company:

Project:
ID: SRR Resources
Name: KEG Claims
Location: (Silver Range Resources)
LSD:
P.O.:
Acct code:

Lot ID: **901092**
Control Number: A244836
Date Received: Oct 22, 2012
Date Reported: Oct 26, 2012
Report Number: 1777728

		Reference Number	901092-4	901092-5	901092-6	
		Sample Date	Oct 17, 2012	Oct 17, 2012	Oct 17, 2012	
		Sample Time	NA	NA	NA	
		Sample Location	Surface	Surface	Surface	
		Sample Description	KEG#4	KEG#5	KEG#6	
		Matrix	Water	Water	Water	
Analyte		**Units**	**Results**	**Results**	**Results**	Nominal Detection Limit
Routine Water						
pH	at 25 °C		7.62	7.77	7.68	
Electrical Conductivity		µS/cm at 25 C	151	322	252	1
Calcium	Dissolved	mg/L	68.6	57.6	73.1	0.1
Iron	Dissolved	mg/L	0.083	0.061	3.96	0.005
Magnesium	Dissolved	mg/L	8.29	4.11	7.24	0.1
Manganese	Dissolved	mg/L	0.022	<0.001	0.153	0.001
Potassium	Dissolved	mg/L	2.4	0.5	1.4	0.1
Silicon	Dissolved	mg/L	5.92	8.74	5.15	0.05
Sodium	Dissolved	mg/L	2.9	2.0	1.3	0.1
Bicarbonate		mg/L	90	168	106	5
Carbonate		mg/L	<6	<6	<6	6
Hydroxide		mg/L	<5	<5	<5	5
T-Alkalinity	as CaCO3	mg/L	74	138	87	5
Chloride	Dissolved	mg/L	1.32	0.11	0.19	0.05
Nitrate - N	Dissolved	mg/L	0.12	0.24	0.07	0.01
Nitrite - N	Dissolved	mg/L	<0.01	<0.01	<0.01	0.01
Sulfate (SO4)	Dissolved	mg/L	46.6	48.2	180	0.5
Hardness	as CaCO3	mg/L	206	161	212	5

Exova
#104, 19575-55 A Ave.
Surrey, British Columbia
V3S 8P8, Canada

T: +1 (604) 514-3322
F: +1 (604) 514-3323
E: Surrey@exova.com
W: www.exova.com

Exova

Analytical Report

Bill To: J. Gibson & Associates
Report To: J. Gibson & Associates
Box 20913
Whitehorse, YT, Canada
Y1A 6P2
Attn: John Gibson
Sampled By: J Gibson
Company:

Project:
ID: SRR Resources
Name: KEG Claims
Location: (Silver Range Resources)
LSD:
P.O.:
Acct code:

Lot ID: **901092**
Control Number: A244836
Date Received: Oct 22, 2012
Date Reported: Oct 26, 2012
Report Number: 1777728

			Reference Number	901092-7	901092-8	901092-9	
			Sample Date	Oct 17, 2012	Oct 17, 2012	Oct 17, 2012	
			Sample Time	NA	NA	NA	
			Sample Location	Surface	Surface	Surface	
			Sample Description	KEG#6	KEG#8	KEG#9	
			Matrix	Water	Water	Water	
Analyte		**Units**		**Results**	**Results**	**Results**	Nominal Detection Limit
Inorganic Nonmetallic Parameters							
Organic Carbon	Total Nonpurgeable	mg/L		9.0	5.8	6.0	0.5
Cyanide	Total	mg/L		<0.002	<0.002	<0.002	0.002
Phosphorus	Total	mg/L		0.004	0.004	0.022	0.003
Ammonia - N		mg/L		<0.01	0.07	0.09	.01
Metals Dissolved							
Sulfur	Dissolved	mg/L		53.2	24.0	16.2	0.2
Aluminum	Dissolved	mg/L		0.007	0.005	0.012	0.005
Antimony	Dissolved	mg/L		0.0008	0.0005	0.0002	0.0002
Arsenic	Dissolved	mg/L		0.0024	0.0012	0.0015	0.0002
Barium	Dissolved	mg/L		0.044	0.049	0.065	0.001
Beryllium	Dissolved	mg/L		<0.00004	<0.00004	<0.00004	0.00004
Bismuth	Dissolved	mg/L		<0.001	<0.001	<0.001	0.001
Boron	Dissolved	mg/L		0.013	<0.004	<0.004	0.004
Cadmium	Dissolved	mg/L		0.00008	0.00003	0.00006	0.00001
Chromium	Dissolved	mg/L		0.0008	0.0009	0.0008	0.0004
Cobalt	Dissolved	mg/L		0.00036	0.00017	0.00020	0.00002
Copper	Dissolved	mg/L		0.001	<0.001	<0.001	0.001
Lead	Dissolved	mg/L		<0.0001	<0.0001	0.0002	0.0001
Lithium	Dissolved	mg/L		0.001	0.002	0.006	0.001
Molybdenum	Dissolved	mg/L		0.00180	0.00144	0.00127	0.0001
Nickel	Dissolved	mg/L		0.005	0.003	0.003	0.001
Selenium	Dissolved	mg/L		0.0031	0.0009	<0.0006	0.0006
Silver	Dissolved	mg/L		<0.00001	<0.00001	<0.00001	0.00001
Titanium	Dissolved	mg/L		<0.010	<0.010	<0.010	0.01
Strontium	Dissolved	mg/L		0.251	0.232	0.154	0.001
Tellurium	Dissolved	mg/L		<0.0001	<0.0001	<0.0001	0.0001
Thallium	Dissolved	mg/L		<0.00001	<0.00001	<0.00001	0.00001
Thorium	Dissolved	mg/L		<0.0004	<0.0004	<0.0004	0.0004
Tin	Dissolved	mg/L		<0.0001	<0.0001	<0.0001	0.0001
Uranium	Dissolved	mg/L		0.0021	0.0012	0.0023	0.0004
Vanadium	Dissolved	mg/L		0.00033	0.00032	0.00039	0.0001
Zinc	Dissolved	mg/L		0.003	0.004	0.002	0.001
Zirconium	Dissolved	mg/L		0.00020	0.00011	0.00011	0.0001
Metals Total							
Mercury	Total	mg/L		<0.0001	<0.0001	<0.0001	0.0001
Aluminum	Total	mg/L		0.014	0.012	0.067	0.001

Exova
#104, 19575-55 A Ave.
Surrey, British Columbia
V3S 8P8, Canada

T: +1 (604) 514-3322
F: +1 (604) 514-3323
E: Surrey@exova.com
W: www.exova.com

Exova

Analytical Report

Bill To: J. Gibson & Associates
Report To: J. Gibson & Associates
Box 20913
Whitehorse, YT, Canada
Y1A 6P2
Attn: John Gibson
Sampled By: J Gibson
Company:

Project:
ID: SRR Resources
Name: KEG Claims
Location: (Silver Range Resources)
LSD:
P.O.:
Acct code:

Lot ID: **901092**
Control Number: A244836
Date Received: Oct 22, 2012
Date Reported: Oct 26, 2012
Report Number: 1777728

		Reference Number	901092-7	901092-8	901092-9	
		Sample Date	Oct 17, 2012	Oct 17, 2012	Oct 17, 2012	
		Sample Time	NA	NA	NA	
		Sample Location	Surface	Surface	Surface	
		Sample Description	KEG#6	KEG#8	KEG#9	
		Matrix	Water	Water	Water	
Analyte		**Units**	**Results**	**Results**	**Results**	Nominal Detection Limit
Metals Total - Continued						
Antimony	Total	mg/L	0.0008	0.0005	0.0002	0.0001
Arsenic	Total	mg/L	0.00251	0.00134	0.00175	0.00005
Barium	Total	mg/L	0.0473	0.0540	0.0738	0.00005
Beryllium	Total	mg/L	<0.00005	<0.00005	<0.00005	0.00005
Bismuth	Total	mg/L	<0.0001	<0.0001	<0.0001	0.0001
Boron	Total	mg/L	0.016	0.006	0.006	.002
Cadmium	Total	mg/L	0.00010	0.00004	0.00007	0.00001
Calcium	Total	mg/L	110	82.4	59.4	0.05
Chromium	Total	mg/L	<0.0005	<0.0005	<0.0005	0.0005
Cobalt	Total	mg/L	<0.0001	<0.0001	<0.0001	0.0001
Copper	Total	mg/L	0.0023	0.0011	0.0012	0.0001
Iron	Total	mg/L	0.322	0.078	0.428	0.002
Lead	Total	mg/L	<0.0001	<0.0001	0.0001	0.0001
Lithium	Total	mg/L	0.0013	0.0014	0.0057	0.0005
Magnesium	Total	mg/L	12.8	6.81	8.40	0.04
Manganese	Total	mg/L	0.0710	0.0176	0.0458	0.0002
Molybdenum	Total	mg/L	0.00220	0.00172	0.00158	0.00005
Nickel	Total	mg/L	0.0019	0.0007	0.0014	0.0002
Potassium	Total	mg/L	2.4	1.4	1.5	0.1
Selenium	Total	mg/L	0.0029	0.0013	0.0009	0.0001
Silicon	Total	mg/L	5.93	6.21	5.98	0.02
Silver	Total	mg/L	<0.00001	<0.00001	<0.00001	0.00001
Sodium	Total	mg/L	3.2	2.2	2.9	0.1
Strontium	Total	mg/L	0.268	0.245	0.162	0.0001
Thallium	Total	mg/L	<0.00001	<0.00001	<0.00001	0.00001
Thorium	Total	mg/L	0.00001	<0.00001	0.00002	0.00001
Tin	Total	mg/L	0.0005	0.0003	0.0003	0.0001
Titanium	Total	mg/L	<0.0005	<0.0005	0.0014	0.0005
Uranium	Total	mg/L	0.00245	0.00139	0.00267	0.00001
Vanadium	Total	mg/L	0.0002	0.0002	0.0005	0.0001
Zinc	Total	mg/L	0.0028	0.0016	0.0028	0.0005
Zirconium	Total	mg/L	<0.0005	<0.0005	0.0008	0.0005
Physical and Aggregate Properties						
Solids	Total Suspended	mg/L	<2	<2	4	2
Solids	Total Dissolved	mg/L	428	280	216	5

Exova
#104, 19575-55 A Ave.
Surrey, British Columbia
V3S 8P8, Canada

T: +1 (604) 514-3322
F: +1 (604) 514-3323
E: Surrey@exova.com
W: www.exova.com

Exova

Analytical Report

Bill To: J. Gibson & Associates
Report To: J. Gibson & Associates
Box 20913
Whitehorse, YT, Canada
Y1A 6P2
Attn: John Gibson
Sampled By: J Gibson
Company:

Project:
ID: SRR Resources
Name: KEG Claims
Location: (Silver Range Resources)
LSD:
P.O.:
Acct code:

Lot ID: **901092**
Control Number: A244836
Date Received: Oct 22, 2012
Date Reported: Oct 26, 2012
Report Number: 1777728

		Reference Number	901092-7	901092-8	901092-9	
		Sample Date	Oct 17, 2012	Oct 17, 2012	Oct 17, 2012	
		Sample Time	NA	NA	NA	
		Sample Location	Surface	Surface	Surface	
		Sample Description	KEG#6	KEG#8	KEG#9	
		Matrix	Water	Water	Water	
Analyte		**Units**	**Results**	**Results**	**Results**	Nominal Detection Limit
Routine Water						
pH	at 25 °C		5.97	7.51	7.54	
Electrical Conductivity		µS/cm at 25 C	369	533	380	1
Calcium	Dissolved	mg/L	112	82.6	59.8	0.1
Iron	Dissolved	mg/L	0.210	0.021	0.183	0.005
Magnesium	Dissolved	mg/L	13.1	6.85	8.51	0.1
Manganese	Dissolved	mg/L	0.067	0.011	0.038	0.001
Potassium	Dissolved	mg/L	2.5	1.4	1.5	0.1
Silicon	Dissolved	mg/L	5.51	5.57	5.41	0.05
Sodium	Dissolved	mg/L	3.3	2.2	2.9	0.1
Bicarbonate		mg/L	<5	176	172	5
Carbonate		mg/L	12	<6	<6	6
Hydroxide		mg/L	<5	<5	<5	5
T-Alkalinity	as CaCO3	mg/L	10	144	141	5
Chloride	Dissolved	mg/L	0.16	0.13	0.20	0.05
Nitrate - N	Dissolved	mg/L	0.02	<0.01	0.05	0.01
Nitrite - N	Dissolved	mg/L	<0.01	<0.01	<0.01	0.01
Sulfate (SO4)	Dissolved	mg/L	172	74.7	50.1	0.5
Hardness	as CaCO3	mg/L	333	234	184	5

Exova
#104, 19575-55 A Ave.
Surrey, British Columbia
V3S 8P8, Canada

T: +1 (604) 514-3322
F: +1 (604) 514-3323
E: Surrey@exova.com
W: www.exova.com

Exova

Analytical Report

Bill To: J. Gibson & Associates
Report To: J. Gibson & Associates
Box 20913
Whitehorse, YT, Canada
Y1A 6P2
Attn: John Gibson
Sampled By: J Gibson
Company:

Project:
ID: SRR Resources
Name: KEG Claims
Location: (Silver Range Resources)
LSD:
P.O.:
Acct code:

Lot ID: **901092**
Control Number: A244836
Date Received: Oct 22, 2012
Date Reported: Oct 26, 2012
Report Number: 1777728

	Reference Number	901092-10	901092-11	901092-12	
	Sample Date	Oct 17, 2012	Oct 17, 2012	Oct 17, 2012	
	Sample Time	NA	NA	NA	
	Sample Location	Surface	Surface	Surface	
	Sample Description	KEG#10	KEG#11	KEG#12	
	Matrix	Water	Water	Water	
Analyte	**Units**	**Results**	**Results**	**Results**	Nominal Detection Limit
Inorganic Nonmetallic Parameters					
Organic Carbon Total Nonpurgeable	mg/L	14.4	4.5	6.2	0.5
Cyanide Total	mg/L	<0.002	<0.002	<0.002	0.002
Phosphorus Total	mg/L	0.009	0.005	0.034	0.003
Ammonia - N	mg/L	0.07	0.14	<0.01	.01
Metals Dissolved					
Sulfur Dissolved	mg/L	40.2	48.4	45.9	0.2
Aluminum Dissolved	mg/L	0.032	0.011	0.016	0.005
Antimony Dissolved	mg/L	0.0009	0.0005	0.0004	0.0002
Arsenic Dissolved	mg/L	0.0011	0.0009	0.0008	0.0002
Barium Dissolved	mg/L	0.038	0.050	0.078	0.001
Beryllium Dissolved	mg/L	<0.00004	0.00005	<0.00004	0.00004
Bismuth Dissolved	mg/L	<0.001	<0.001	<0.001	0.001
Boron Dissolved	mg/L	<0.004	0.004	<0.004	0.004
Cadmium Dissolved	mg/L	0.00029	0.00032	0.00030	0.00001
Chromium Dissolved	mg/L	0.0007	0.0007	0.0010	0.0004
Cobalt Dissolved	mg/L	0.00027	0.00026	0.00027	0.00002
Copper Dissolved	mg/L	0.002	<0.001	0.001	0.001
Lead Dissolved	mg/L	0.0002	0.0002	0.0012	0.0001
Lithium Dissolved	mg/L	0.003	0.003	0.006	0.001
Molybdenum Dissolved	mg/L	0.00248	0.00164	0.00188	0.0001
Nickel Dissolved	mg/L	0.009	0.005	0.006	0.001
Selenium Dissolved	mg/L	0.0009	0.0029	0.0035	0.0006
Silver Dissolved	mg/L	<0.00001	<0.00001	<0.00001	0.00001
Titanium Dissolved	mg/L	<0.010	<0.010	<0.010	0.01
Strontium Dissolved	mg/L	0.239	0.239	0.314	0.001
Tellurium Dissolved	mg/L	<0.0001	<0.0001	<0.0001	0.0001
Thallium Dissolved	mg/L	<0.00001	0.00003	0.00002	0.00001
Thorium Dissolved	mg/L	<0.0004	<0.0004	<0.0004	0.0004
Tin Dissolved	mg/L	<0.0001	<0.0001	<0.0001	0.0001
Uranium Dissolved	mg/L	0.0020	0.0024	0.0023	0.0004
Vanadium Dissolved	mg/L	0.00050	0.00062	0.00057	0.0001
Zinc Dissolved	mg/L	0.038	0.006	0.019	0.001
Zirconium Dissolved	mg/L	0.00033	0.00014	0.00019	0.0001
Metals Total					
Mercury Total	mg/L	<0.0001	<0.0001	<0.0001	0.0001
Aluminum Total	mg/L	0.051	0.039	0.064	0.001

Exova
#104, 19575-55 A Ave.
Surrey, British Columbia
V3S 8P8, Canada

T: +1 (604) 514-3322
F: +1 (604) 514-3323
E: Surrey@exova.com
W: www.exova.com

Analytical Report

Bill To: J. Gibson & Associates
Report To: J. Gibson & Associates
Box 20913
Whitehorse, YT, Canada
Y1A 6P2
Attn: John Gibson
Sampled By: J Gibson
Company:

Project:
ID: SRR Resources
Name: KEG Claims
Location: (Silver Range Resources)
LSD:
P.O.:
Acct code:

Lot ID: **901092**
Control Number: A244836
Date Received: Oct 22, 2012
Date Reported: Oct 26, 2012
Report Number: 1777728

			Reference Number	901092-10	901092-11	901092-12	
			Sample Date	Oct 17, 2012	Oct 17, 2012	Oct 17, 2012	
			Sample Time	NA	NA	NA	
			Sample Location	Surface	Surface	Surface	
			Sample Description	KEG#10	KEG#11	KEG#12	
			Matrix	Water	Water	Water	
Analyte		**Units**		**Results**	**Results**	**Results**	Nominal Detection Limit
Metals Total - Continued							
Antimony	Total	mg/L		0.0009	0.0005	0.0004	0.0001
Arsenic	Total	mg/L		0.00118	0.00095	0.00063	0.00005
Barium	Total	mg/L		0.0414	0.0542	0.0668	0.00005
Beryllium	Total	mg/L		<0.00005	<0.00005	<0.00005	0.00005
Bismuth	Total	mg/L		<0.0001	<0.0001	<0.0001	0.0001
Boron	Total	mg/L		0.002	0.007	0.003	.002
Cadmium	Total	mg/L		0.00034	0.00041	0.00032	0.00001
Calcium	Total	mg/L		69.1	99.1	109	0.05
Chromium	Total	mg/L		<0.0005	<0.0005	<0.0005	0.0005
Cobalt	Total	mg/L		<0.0001	<0.0001	<0.0001	0.0001
Copper	Total	mg/L		0.0030	0.0016	0.0022	0.0001
Iron	Total	mg/L		0.173	0.086	0.143	0.002
Lead	Total	mg/L		0.0001	0.0001	0.0001	0.0001
Lithium	Total	mg/L		0.0029	0.0023	0.0043	0.0005
Magnesium	Total	mg/L		17.8	14.4	14.6	0.04
Manganese	Total	mg/L		0.0308	0.0107	0.0060	0.0002
Molybdenum	Total	mg/L		0.00292	0.00160	0.00216	0.00005
Nickel	Total	mg/L		0.0074	0.0021	0.0026	0.0002
Potassium	Total	mg/L		0.9	1.4	1.4	0.1
Selenium	Total	mg/L		0.0012	0.0026	0.0032	0.0001
Silicon	Total	mg/L		5.77	4.79	4.58	0.02
Silver	Total	mg/L		<0.00001	<0.00001	<0.00001	0.00001
Sodium	Total	mg/L		2.4	2.2	1.8	0.1
Strontium	Total	mg/L		0.249	0.253	0.332	0.0001
Thallium	Total	mg/L		0.00001	<0.00001	0.00001	0.00001
Thorium	Total	mg/L		0.00002	0.00001	0.00001	0.00001
Tin	Total	mg/L		0.0003	0.0003	0.0004	0.0001
Titanium	Total	mg/L		0.0006	0.0011	0.0015	0.0005
Uranium	Total	mg/L		0.00230	0.00279	0.00267	0.00001
Vanadium	Total	mg/L		0.0005	0.0004	0.0004	0.0001
Zinc	Total	mg/L		0.0395	0.0132	0.0147	0.0005
Zirconium	Total	mg/L		<0.0005	<0.0005	<0.0005	0.0005
Physical and Aggregate Properties							
Solids	Total Suspended	mg/L		<2	<2	<2	2
Solids	Total Dissolved	mg/L		316	404	430	5

Exova
#104, 19575-55 A Ave.
Surrey, British Columbia
V3S 8P8, Canada

T: +1 (604) 514-3322
F: +1 (604) 514-3323
E: Surrey@exova.com
W: www.exova.com

Exova

Analytical Report

Bill To:	J. Gibson & Associates	Project:		Lot ID:	**901092**
Report To:	J. Gibson & Associates	ID:	SRR Resources	Control Number:	A244836
	Box 20913	Name:	KEG Claims	Date Received:	Oct 22, 2012
	Whitehorse, YT, Canada	Location:	(Silver Range Resources)	Date Reported:	Oct 26, 2012
	Y1A 6P2	LSD:		Report Number:	1777728
Attn:	John Gibson	P.O.:			
Sampled By:	J Gibson	Acct code:			
Company:					

		Reference Number	901092-10	901092-11	901092-12	
		Sample Date	Oct 17, 2012	Oct 17, 2012	Oct 17, 2012	
		Sample Time	NA	NA	NA	
		Sample Location	Surface	Surface	Surface	
		Sample Description	KEG#10	KEG#11	KEG#12	
		Matrix	Water	Water	Water	
Analyte		**Units**	**Results**	**Results**	**Results**	Nominal Detection Limit
Routine Water						
pH	at 25 °C		7.70	7.79	7.86	
Electrical Conductivity		µS/cm at 25 C	308	520	541	1
Calcium	Dissolved	mg/L	69.8	102	113	0.1
Iron	Dissolved	mg/L	0.115	0.006	0.087	0.005
Magnesium	Dissolved	mg/L	18.1	14.9	14.9	0.1
Manganese	Dissolved	mg/L	0.027	0.003	0.001	0.001
Potassium	Dissolved	mg/L	0.9	1.4	1.4	0.1
Silicon	Dissolved	mg/L	5.32	4.43	4.16	0.05
Sodium	Dissolved	mg/L	2.4	2.1	1.7	0.1
Bicarbonate		mg/L	152	172	206	5
Carbonate		mg/L	<6	<6	<6	6
Hydroxide		mg/L	<5	<5	<5	5
T-Alkalinity	as CaCO3	mg/L	124	141	169	5
Chloride	Dissolved	mg/L	0.12	0.13	0.12	0.05
Nitrate - N	Dissolved	mg/L	0.02	0.07	0.10	0.01
Nitrite - N	Dissolved	mg/L	<0.01	<0.01	<0.01	0.01
Sulfate (SO4)	Dissolved	mg/L	129	158	152	0.5
Hardness	as CaCO3	mg/L	249	315	344	5

Exova
#104, 19575-55 A Ave.
Surrey, British Columbia
V3S 8P8, Canada

T: +1 (604) 514-3322
F: +1 (604) 514-3323
E: Surrey@exova.com
W: www.exova.com

Exova

Analytical Report

Bill To:	J. Gibson & Associates	Project:		Lot ID:	**901092**
Report To:	J. Gibson & Associates	ID:	SRR Resources	Control Number:	A244836
	Box 20913	Name:	KEG Claims	Date Received:	Oct 22, 2012
	Whitehorse, YT, Canada	Location:	(Silver Range Resources)	Date Reported:	Oct 26, 2012
	Y1A 6P2	LSD:		Report Number:	1777728
Attn:	John Gibson	P.O.:			
Sampled By:	J Gibson	Acct code:			
Company:					

Reference Number	901092-13
Sample Date	Oct 17, 2012
Sample Time	NA
Sample Location	Surface
Sample Description	KEG#13
Matrix	Water

Analyte		Units	Results	Results	Results	Nominal Detection Limit
Inorganic Nonmetallic Parameters						
Organic Carbon	Total Nonpurgeable	mg/L	3.0			0.5
Cyanide	Total	mg/L	<0.002			0.002
Phosphorus	Total	mg/L	0.004			0.003
Ammonia - N		mg/L	0.07			.01
Physical and Aggregate Properties						
Solids	Total Suspended	mg/L	<2			2
Solids	Total Dissolved	mg/L	414			5

Exova
#104, 19575-55 A Ave.
Surrey, British Columbia
V3S 8P8, Canada

T: +1 (604) 514-3322
F: +1 (604) 514-3323
E: Surrey@exova.com
W: www.exova.com

Exova

Analytical Report

Bill To: J. Gibson & Associates
Report To: J. Gibson & Associates
Box 20913
Whitehorse, YT, Canada
Y1A 6P2
Attn: John Gibson
Sampled By: J Gibson
Company:

Project:
ID: SRR Resources
Name: KEG Claims
Location: (Silver Range Resources)
LSD:
P.O.:
Acct code:

Lot ID: **901092**
Control Number: A244836
Date Received: Oct 22, 2012
Date Reported: Oct 26, 2012
Report Number: 1777728

			Reference Number	901092-13	901092-14		
			Sample Date	Oct 17, 2012	Oct 17, 2012		
			Sample Time	NA	NA		
			Sample Location	Surface	Surface		
			Sample Description	KEG#13	#13 Duplicate		
			Matrix	Water	Water		
Analyte		**Units**		**Results**	**Results**	**Results**	Nominal Detection Limit
Metals Dissolved							
Sulfur	Dissolved	mg/L		56.7	55.8		0.2
Aluminum	Dissolved	mg/L		0.014	0.014		0.005
Antimony	Dissolved	mg/L		0.0005	0.0005		0.0002
Arsenic	Dissolved	mg/L		0.0014	0.0013		0.0002
Barium	Dissolved	mg/L		0.066	0.066		0.001
Beryllium	Dissolved	mg/L		<0.00004	<0.00004		0.00004
Bismuth	Dissolved	mg/L		<0.001	<0.001		0.001
Boron	Dissolved	mg/L		<0.004	<0.004		0.004
Cadmium	Dissolved	mg/L		0.00162	0.00155		0.00001
Chromium	Dissolved	mg/L		0.0008	0.0007		0.0004
Cobalt	Dissolved	mg/L		0.00028	0.00027		0.00002
Copper	Dissolved	mg/L		<0.001	<0.001		0.001
Lead	Dissolved	mg/L		<0.0001	<0.0001		0.0001
Lithium	Dissolved	mg/L		0.002	0.002		0.001
Molybdenum	Dissolved	mg/L		0.00103	0.00103		0.0001
Nickel	Dissolved	mg/L		0.007	0.007		0.001
Selenium	Dissolved	mg/L		0.0032	0.0034		0.0006
Silver	Dissolved	mg/L		<0.00001	<0.00001		0.00001
Titanium	Dissolved	mg/L		<0.010	<0.010		0.01
Strontium	Dissolved	mg/L		0.246	0.248		0.001
Tellurium	Dissolved	mg/L		<0.0001	<0.0001		0.0001
Thallium	Dissolved	mg/L		<0.00001	<0.00001		0.00001
Thorium	Dissolved	mg/L		<0.0004	<0.0004		0.0004
Tin	Dissolved	mg/L		<0.0001	<0.0001		0.0001
Uranium	Dissolved	mg/L		0.0030	0.0030		0.0004
Vanadium	Dissolved	mg/L		0.00035	0.00032		0.0001
Zinc	Dissolved	mg/L		0.036	0.036		0.001
Zirconium	Dissolved	mg/L		0.00010	<0.00010		0.0001
Metals Total							
Mercury	Total	mg/L		<0.0001	<0.0001		0.0001
Aluminum	Total	mg/L		0.022	0.022		0.001
Antimony	Total	mg/L		0.0004	0.0005		0.0001
Arsenic	Total	mg/L		0.00141	0.00147		0.00005
Barium	Total	mg/L		0.0693	0.0695		0.00005
Beryllium	Total	mg/L		<0.00005	<0.00005		0.00005
Bismuth	Total	mg/L		<0.0001	<0.0001		0.0001

Exova
#104, 19575-55 A Ave.
Surrey, British Columbia
V3S 8P8, Canada

T: +1 (604) 514-3322
F: +1 (604) 514-3323
E: Surrey@exova.com
W: www.exova.com

Exova

Analytical Report

Bill To: J. Gibson & Associates
Report To: J. Gibson & Associates
Box 20913
Whitehorse, YT, Canada
Y1A 6P2
Attn: John Gibson
Sampled By: J Gibson
Company:

Project:
ID: SRR Resources
Name: KEG Claims
Location: (Silver Range Resources)
LSD:
P.O.:
Acct code:

Lot ID: **901092**
Control Number: A244836
Date Received: Oct 22, 2012
Date Reported: Oct 26, 2012
Report Number: 1777728

	Reference Number	901092-13	901092-14		
	Sample Date	Oct 17, 2012	Oct 17, 2012		
	Sample Time	NA	NA		
	Sample Location	Surface	Surface		
	Sample Description	KEG#13	#13 Duplicate		
	Matrix	Water	Water		
Analyte		**Units**	**Results**	**Results**	**Results**	Nominal Detection Limit
Metals Total - Continued						
Boron	Total	mg/L	0.004	0.002		.002
Cadmium	Total	mg/L	0.00179	0.00178		0.00001
Calcium	Total	mg/L	102	101		0.05
Chromium	Total	mg/L	<0.0005	<0.0005		0.0005
Cobalt	Total	mg/L	<0.0001	<0.0001		0.0001
Copper	Total	mg/L	0.0011	0.0010		0.0001
Iron	Total	mg/L	0.031	0.032		0.002
Lead	Total	mg/L	<0.0001	<0.0001		0.0001
Lithium	Total	mg/L	0.0017	0.0016		0.0005
Magnesium	Total	mg/L	17.7	17.6		0.04
Manganese	Total	mg/L	0.0032	0.0030		0.0002
Molybdenum	Total	mg/L	0.00123	0.00131		0.00005
Nickel	Total	mg/L	0.0040	0.0040		0.0002
Potassium	Total	mg/L	1.5	1.4		0.1
Selenium	Total	mg/L	0.0033	0.0034		0.0001
Silicon	Total	mg/L	4.28	4.23		0.02
Silver	Total	mg/L	<0.00001	<0.00001		0.00001
Sodium	Total	mg/L	1.7	1.7		0.1
Strontium	Total	mg/L	0.258	0.262		0.0001
Thallium	Total	mg/L	<0.00001	<0.00001		0.00001
Thorium	Total	mg/L	<0.00001	<0.00001		0.00001
Tin	Total	mg/L	0.0003	0.0003		0.0001
Titanium	Total	mg/L	<0.0005	<0.0005		0.0005
Uranium	Total	mg/L	0.00340	0.00344		0.00001
Vanadium	Total	mg/L	0.0002	0.0002		0.0001
Zinc	Total	mg/L	0.0403	0.0396		0.0005
Zirconium	Total	mg/L	<0.0005	<0.0005		0.0005
Routine Water						
pH	at 25 °C		7.77			
Electrical Conductivity		µS/cm at 25 C	544			1
Calcium	Dissolved	mg/L	106	105		0.1
Iron	Dissolved	mg/L	<0.005	<0.005		0.005
Magnesium	Dissolved	mg/L	18.4	18.4		0.1
Manganese	Dissolved	mg/L	<0.001	<0.001		0.001
Potassium	Dissolved	mg/L	1.4	1.4		0.1
Silicon	Dissolved	mg/L	4.02	3.99		0.05

Exova
#104, 19575-55 A Ave.
Surrey, British Columbia
V3S 8P8, Canada

T: +1 (604) 514-3322
F: +1 (604) 514-3323
E: Surrey@exova.com
W: www.exova.com

Exova

Analytical Report

Bill To:	J. Gibson & Associates	Project:		Lot ID:	**901092**
Report To:	J. Gibson & Associates	ID:	SRR Resources	Control Number:	A244836
	Box 20913	Name:	KEG Claims	Date Received:	Oct 22, 2012
	Whitehorse, YT, Canada	Location:	(Silver Range Resources)	Date Reported:	Oct 26, 2012
	Y1A 6P2	LSD:		Report Number:	1777728
Attn:	John Gibson	P.O.:			
Sampled By:	J Gibson	Acct code:			
Company:					

		Reference Number	901092-13	901092-14		
		Sample Date	Oct 17, 2012	Oct 17, 2012		
		Sample Time	NA	NA		
		Sample Location	Surface	Surface		
		Sample Description	KEG#13	#13 Duplicate		
		Matrix	Water	Water		
Analyte		**Units**	**Results**	**Results**	**Results**	Nominal Detection Limit
Routine Water - Continued						
Sodium	Dissolved	mg/L	1.6	1.6		0.1
Bicarbonate		mg/L	167			5
Carbonate		mg/L	<6			6
Hydroxide		mg/L	<5			5
T-Alkalinity	as CaCO3	mg/L	137			5
Chloride	Dissolved	mg/L	0.16			0.05
Nitrate - N	Dissolved	mg/L	0.11			0.01
Nitrite - N	Dissolved	mg/L	<0.01			0.01
Sulfate (SO4)	Dissolved	mg/L	183			0.5
Hardness	as CaCO3	mg/L	340	338		5

Approved by:

Mathieu Simoneau
Operations Manager

Exova
#104, 19575-55 A Ave.
Surrey, British Columbia
V3S 8P8, Canada

T: +1 (604) 514-3322
F: +1 (604) 514-3323
E: Surrey@exova.com
W: www.exova.com

Exova

Methodology and Notes

Bill To:	J. Gibson & Associates	Project:		Lot ID:	**901092**
Report To:	J. Gibson & Associates	ID:	SRR Resources	Control Number:	A244836
	Box 20913	Name:	KEG Claims	Date Received:	Oct 22, 2012
	Whitehorse, YT, Canada	Location:	(Silver Range Resources)	Date Reported:	Oct 26, 2012
	Y1A 6P2	LSD:		Report Number:	1777728
Attn:	John Gibson	P.O.:			
Sampled By:	J Gibson	Acct code:			
Company:					

Method of Analysis

Method Name	Reference		Method	Date Analysis Started	Location
Alk, pH, EC, Turb in water (Surrey)	APHA	*	Alkalinity - Titration Method, 2320 B	22-Oct-12	Exova Surrey
Alk, pH, EC, Turb in water (Surrey)	APHA	*	Conductivity, 2510 B	22-Oct-12	Exova Surrey
Alk, pH, EC, Turb in water (Surrey)	APHA	*	pH - Electrometric Method, 4500-H+ B	22-Oct-12	Exova Surrey
Ammonia-N in Water (Surrey)	APHA	*	Flow Injection Analysis, 4500-NH3 H	23-Oct-12	Exova Surrey
Anions by IEC in water (Surrey)	APHA	*	Ion Chromatography with Chemical Suppression of Eluent Cond., 4110 B	23-Oct-12	Exova Surrey
BC ICP-MS Total Metals in Water	US EPA	*	Determination of Trace Elements in Waters and Wastes by ICP-MS, 200.8	24-Oct-12	Exova Edmonton
BC Trace Total Metals in Water	APHA	*	Inductively Coupled Plasma (ICP) Method, 3120 B	24-Oct-12	Exova Edmonton
Carbon Organic (Total) in water (TOC)	APHA		High-Temperature Combustion Method, 5310 B	24-Oct-12	Exova Edmonton
Cyanide (Total) in water	US EPA	*	US EPA method, 335.3	24-Oct-12	Exova Edmonton
Mercury (Total) in water	US EPA	*	Determination of Hg in Sediment by Cold Vapor Atomic Absorption Spec, 245.5	24-Oct-12	Exova Edmonton
Metals SemiTrace (Dissolved) in water (Surrey)	US EPA	*	Metals & Trace Elements by ICP-AES, 6010C	22-Oct-12	Exova Surrey
Phosphorus - total (low level) - Surrey	APHA	*	Preliminary Acid Hydrolysis, Ascorbic Acid Reduction Method, 4500-P B,E	23-Oct-12	Exova Surrey
Solids Dissolved (Total, Fixed and Volatile) - Surrey	APHA	*	Total Dissolved Solids Dried at 180 C, 2540 C	24-Oct-12	Exova Surrey
Solids Suspended (Total, Fixed and Volatile)	APHA	*	Total Suspended Solids Dried at 103-105'C, 2540 D	24-Oct-12	Exova Surrey
Trace Metals (dissolved) in Water (Surrey)	US EPA	*	Determination of Trace Elements in Waters and Wastes by ICP-MS, 200.8	22-Oct-12	Exova Surrey
Trace Metals (dissolved) in Water (Surrey)	US EPA	*	Metals & Trace Elements by ICP-AES, 6010C	22-Oct-12	Exova Surrey

** Reference Method Modified*

References

APHA	Standard Methods for the Examination of Water and Wastewater
US EPA	US Environmental Protection Agency Test Methods

Comments:

- Analysis was performed on samples 901092-1 to 13 that exceeded the recommended holding time for Total Phosphorus analysis.
- pH analysis was performed past the recommended holding time of 15 minutes from sample collection.

Exova
#104, 19575-55 A Ave.
Surrey, British Columbia
V3S 8P8, Canada

T: +1 (604) 514-3322
F: +1 (604) 514-3323
E: Surrey@exova.com
W: www.exova.com

Exova

Methodology and Notes

Bill To:	J. Gibson & Associates	Project:		Lot ID:	**901092**
Report To:	J. Gibson & Associates	ID:	SRR Resources	Control Number:	A244836
	Box 20913	Name:	KEG Claims	Date Received:	Oct 22, 2012
	Whitehorse, YT, Canada	Location:	(Silver Range Resources)	Date Reported:	Oct 26, 2012
	Y1A 6P2	LSD:		Report Number:	1777728
Attn:	John Gibson	P.O.:			
Sampled By:	J Gibson	Acct code:			
Company:					

Please direct any inquiries regarding this report to our Client Services group.
Results relate only to samples as submitted.
The test report shall not be reproduced except in full, without the written approval of the laboratory.

APPENDIX 2

Flow Volume Calculations

October 2012

Stage Discharge Calculations

Project: **Silver Range - Keg Claims** **Date:** **17-Oct-12**

Site: **Keg #1**

Point (m)	Depth (meters)	Width (meters)	Velocity (m/sec)	Area (m sq)	Volume (cms)
2.3	0	0.1	0	0	0
2.5	0.1	0.2	0.495	0.02	0.0099
2.7	0.21	0.2	0.552	0.042	0.0232
2.9	0.32	0.2	0.383	0.064	0.0245
3.1	0.28	0.2	0.73	0.056	0.0409
3.3	0.32	0.2	0.735	0.064	0.0470
3.5	0.2	0.2	0.531	0.04	0.0212
3.7	0.2	0.2	0.483	0.04	0.0193
3.9	0.24	0.2	0.155	0.048	0.0074
4.1	0.22	0.2	0.576	0.044	0.0253
4.3	0.22	0.2	0.333	0.044	0.0147
4.5	0.1	0.2	0.588	0.02	0.0118
4.7	0.14	0.2	0.508	0.028	0.0142
4.9	0.2	0.2	0.541	0.04	0.0216
5.1	0.16	0.2	0.288	0.0320	0.0092
5.3	0.16	0.2	0.398	0.032	0.0127
5.5	0.08	0.2	0.432	0.016	0.0069
5.7	0.1	0.21	0.087	0.021	0.0018
5.92	0	0.11	0	0.000	0.0000
3.62		**3.62**			**0.312**

All velocity readings at 0.6 depth

Staff Gauge 0.349m @ 1230 hrs
0.350 m @ 1305 hrs

Data logger reading: 91.059 at 1217 hrs

Channel under ice? channel Ice free

Method: Price Velocity meter/ TS Wading Rod

Measurement By: R.Gibson

Stage Discharge Calculations

Project: **Silver Range - Keg Claims** **Date:** **17-Oct-12**

Site: **Keg #3**

Point (m)	Depth (meters)	Width (meters)	Velocity (m/sec)	Area (m sq)	Volume (cms)
0.72	0	0.19	0	0	0
1.1	0.08	0.34	0.078	0.0272	0.0021
1.4	0.17	0.3	0.442	0.051	0.0225
1.7	0.23	0.3	0.601	0.069	0.0415
2	0.2	0.3	0.541	0.06	0.0325
2.3	0.24	0.25	0.576	0.06	0.0346
2.5	0.27	0.2	0.576	0.054	0.0311
2.7	0.33	0.2	0.564	0.066	0.0372
2.9	0.28	0.2	0.521	0.056	0.0292
3.1	0.23	0.2	0.531	0.046	0.0244
3.3	0.26	0.2	0.369	0.052	0.0192
3.5	0.22	0.2	0.406	0.044	0.0179
3.7	0.22	0.2	0.541	0.044	0.0238
3.9	0.1	0.25	0.192	0.025	0.0048
4.2	0.06	0.3	0.166	0.018	0.0030
4.5	0.1	0.425	0.095	0.0425	0.0040
5.05	0	0.275	0	0	0.0000
4.33		**4.33**			**0.3278**

All velocity readings at 0.6 depth

no Staff Gauge

Data logger reading: no logger

Channel under ice? Minor shore ice / no anchor ice

Method: Price Velocity meter/ TS Wading Rod

Measurement By: J.Gibson

Stage Discharge Calculations

Project: **Silver Range - Keg Claims** **Date:** **17-Oct-12**

Site: **Keg #4**

Point (m)	Depth (meters)	Width (meters)	Velocity (m/sec)	Area (m sq)	Volume (cms)
2.1	0	0.05	0	0	0
2.2	0.2	0.15	0	0.03	0.0000
2.4	0.22	0.2	0.059	0.044	0.0026
2.6	0.24	0.2	0.179	0.048	0.0086
2.8	0.28	0.2	0.301	0.056	0.0169
3	0.3	0.2	0.406	0.06	0.0244
3.2	0.38	0.2	0.588	0.076	0.0447
3.4	0.38	0.2	0.415	0.076	0.0315
3.6	0.38	0.2	0.66	0.076	0.0502
3.8	0.24	0.2	0.786	0.048	0.0377
4	0.3	0.2	0.483	0.06	0.0290
4.2	0.22	0.2	0.403	0.044	0.0177
4.4	0.24	0.2	0.368	0.048	0.0177
4.6	0.3	0.2	0.323	0.06	0.0194
4.8	0.26	0.2	0.251	0.052	0.0131
5	0.18	0.2	0.136	0.036	0.0049
5.2	0.12	0.2	0.212	0.024	0.0051
5.4	0	0.1	0	0	0.0000
3.3		**3.3**			**0.3233**

All velocity readings at 0.6 depth

no Staff Gauge

Data logger reading: no logger

Channel under ice? Minor shore ice / no anchor ice

Method: Price Velocity meter/ TS Wading Rod

Measurement By: R.Gibson

Stage Discharge Calculations

Project: **Silver Range - Keg Claims** **Date:** **17-Oct-12**

Site: **Keg #6**

Point (m)	Depth (meters)	Width (meters)	Velocity (m/sec)	Area (m sq)	Volume (cms)
2	0	0.05	0	0	0
2.1	0.03	0.1	0.051	0.003	0.0002
2.2	0.05	0.1	0.117	0.005	0.0006
2.3	0.06	0.1	0.288	0.006	0.0017
2.4	0.05	0.1	0.046	0.005	0.0002
2.5	0.05	0.1	0.2	0.005	0.0010
2.6	0.05	0.1	0.196	0.005	0.0010
2.7	0.06	0.1	0.212	0.006	0.0013
2.8	0.04	0.125	0	0.005	0.0000
2.95	0	0.075	0	0	0.0000
0.95		0.95			**0.0059**

All velocity readings at 0.6 depth

no Staff Gauge

Data logger reading: no logger

Channel under ice? channel Ice free

Method: Price Velocity meter/ TS Wading Rod

Measurement By: R.Gibson

Stage Discharge Calculations

Project: **Silver Range - Keg Claims** **Date:** **17-Oct-12**

Site: **Keg #7**

Point (m)	Depth (meters)	Width (meters)	Velocity (m/sec)	Area (m sq)	Volume (cms)
0.47	0	0.065	0	0	0
0.6	0.07	0.115	0.182	0.0081	0.0015
0.7	0.07	0.1	0.192	0.007	0.0013
0.8	0.08	0.1	0.288	0.008	0.0023
0.9	0.08	0.1	0.339	0.008	0.0027
1	0.1	0.1	0.242	0.01	0.0024
1.1	0.12	0.1	0.531	0.012	0.0064
1.2	0.13	0.1	0.248	0.013	0.0032
1.3	0.15	0.1	0.564	0.015	0.0085
1.4	0.15	0.085	0.204	0.0128	0.0026
1.47	0	0.035	0	0.0000	0.0000
1		**1**			**0.0309**

All velocity readings at 0.6 depth

no Staff Gauge

Data logger reading: no logger

Channel under ice? channel Ice free

Method: Price Velocity meter/ TS Wading Rod

Measurement By: J.Gibson

Stage Discharge Calculations

Project: **Silver Range - Keg Claims** **Date:** **17-Oct-12**

Site: **Keg #8**

Point (m)	Depth (meters)	Width (meters)	Velocity (m/sec)	Area (m sq)	Volume (cms)
0	0	0.05	0	0	0
0.1	0.23	0.1	0.192	0.023	0.0044
0.2	0.32	0.1	0.17	0.032	0.0054
0.3	0.35	0.1	0.162	0.035	0.0057
0.4	0.36	0.1	0.158	0.036	0.0057
0.5	0.37	0.1	0.217	0.037	0.0080
0.6	0.38	0.1	0.212	0.038	0.0081
0.7	0.39	0.1	0.308	0.039	0.0120
0.8	0	0.05	0	0	0.0000
0.8		0.8			**0.0493**

All velocity readings at 0.6 depth

no Staff Gauge

Data logger reading: no logger

Channel under ice? Minor shore ice / no anchor ice

Method: Price Velocity meter/ TS Wading Rod

Measurement By: R.Gibson

Stage Discharge Calculations

Project: **Silver Range - Keg Claims** **Date:** **17-Oct-12**

Site: **Keg #10**

Point (m)	Depth (meters)	Width (meters)	Velocity (m/sec)	Area (m sq)	Volume (cms)
1.2	0	0.1	0	0	0
1.4	0.06	0.2	0.112	0.012	0.0013
1.6	0.04	0.2	0.065	0.008	0.0005
1.8	0.04	0.2	0.067	0.008	0.0005
2	0.04	0.2	0.114	0.008	0.0009
2.2	0.04	0.2	0.192	0.008	0.0015
2.4	0.1	0.2	0.331	0.02	0.0066
2.6	0.08	0.2	0.266	0.016	0.0043
2.8	0.1	0.2	0.423	0.02	0.0085
3	0.17	0.2	0.363	0.034	0.0123
3.2	0.18	0.2	0.541	0.036	0.0195
3.4	0.18	0.2	0.531	0.036	0.0191
3.6	0.18	0.2	0.406	0.036	0.0146
3.8	0.17	0.2	0.301	0.034	0.0102
4	0.15	0.2	0.242	0.03	0.0073
4.2	0	0.1	0	0	0.0000
3		**3**			**0.1072**

All velocity readings at 0.6 depth

no Staff Gauge

Data logger reading: no logger

Channel under ice? minor shore ice / no anchor ice

Method: Price Velocity meter/ TS Wading Rod

Measurement By: R.Gibson

Stage Discharge Calculations

Project: **Silver Range - Keg Claims** **Date:** **17-Oct-12**

Site: **Keg #11**

Point (m)	Depth (meters)	Width (meters)	Velocity (m/sec)	Area (m sq)	Volume (cms)
1.4	0	0.1	0	0	0
1.6	0.16	0.2	0.11	0.032	0.0035
1.8	0.18	0.2	0.196	0.036	0.0071
2	0.16	0.2	0.315	0.032	0.0101
2.2	0.2	0.2	0.182	0.04	0.0073
2.4	0.22	0.2	0.483	0.044	0.0213
2.6	0.2	0.2	0.369	0.04	0.0148
2.8	0.24	0.2	0.383	0.048	0.0184
3	0.2	0.2	0.442	0.04	0.0177
3.2	0.2	0.2	0.406	0.04	0.0162
3.4	0.2	0.2	0.432	0.04	0.0173
3.6	0.2	0.2	0.451	0.04	0.0180
3.8	0.2	0.2	0.472	0.04	0.0189
4	0.18	0.2	0.508	0.036	0.0183
4.2	0.18	0.2	0.369	0.036	0.0133
4.4	0.14	0.2	0.383	0.028	0.0107
4.6	0.12	0.2	0.339	0.024	0.0081
4.8	0.14	0.2	0.357	0.028	0.0100
5	0.14	0.2	0.423	0.028	0.0118
5.2	0.18	0.2	0.339	0.036	0.0122
5.4	0.19	0.2	0.282	0.038	0.0107
5.6	0.19	0.2	0.288	0.038	0.0109
5.8	0.14	0.2	0.254	0.028	0.0071
6	0.16	0.21	0.133	0.0336	0.0045
6.22	0	0.11	0	0	0
4.82		4.82			**0.2882**

All velocity readings at 0.6 depth

Staff Gauge 0.178m at 1321 hrs
0.179 m at 1345 hrs

Data logger reading: 90.850at 1330 hrs
Channel under ice? channel Ice free

Method: Price Velocity meter/ TS Wading Rod
Measurement By: R.Gibson

Stage Discharge Calculations

Project: **Silver Range - Keg Claims** **Date:** **18-Oct-12**

Site: **Keg #12**

Point (m)	Depth (meters)	Width (meters)	Velocity (m/sec)	Area (m sq)	Volume (cms)
1.1	0	0.1	0	0	0
1.3	0.22	0.2	0	0.044	0.0000
1.5	0.22	0.2	0	0.044	0.0000
1.7	0.23	0.2	0	0.046	0.0000
1.9	0.24	0.2	0	0.048	0.0000
2.1	0.26	0.2	0	0.052	0.0000
2.3	0.23	0.2	0.082	0.046	0.0038
2.5	0.26	0.2	0.237	0.052	0.0123
2.7	0.23	0.2	0.17	0.046	0.0078
2.9	0.23	0.2	0.145	0.046	0.0067
3.1	0.24	0.2	0.083	0.048	0.0040
3.3	0	0.1	0	0	0.0000
2.2		2.2			**0.0346**

All velocity readings at 0.6 depth

no Staff Gauge

Data logger reading: no logger

Channel under ice? minor shore ice / no anchor ice

Method: Price Velocity meter/ TS Wading Rod

Measurement By: R.Gibson

Stage Discharge Calculations

Project: **Silver Range - Keg Claims** **Date:** **17-Oct-12**

Site: **Keg #13**

Point (m)	Depth (meters)	Width (meters)	Velocity (m/sec)	Area (m sq)	Volume (cms)
0.41	0	0.095	0	0	0
0.6	0.1	0.245	0.208	0.0245	0.0051
0.9	0.15	0.3	0.151	0.045	0.0068
1.2	0.21	0.25	0.601	0.0525	0.0316
1.4	0.19	0.2	0.308	0.038	0.0117
1.6	0.23	0.2	0.644	0.046	0.0296
1.8	0.24	0.2	0.531	0.048	0.0255
2	0.2	0.2	0.576	0.04	0.0230
2.2	0.22	0.2	0.432	0.044	0.0190
2.4	0.17	0.2	0.483	0.034	0.0164
2.6	0.17	0.2	0.271	0.034	0.0092
2.8	0.18	0.16	0.231	0.0288	0.0067
2.92	0	0.06	0	0	0.0000
2.51		2.51			**0.1846**

All velocity readings at 0.6 depth

no Staff Gauge

Data logger reading: no logger

Channel under ice? minor shore ice / no anchor ice

Method: Price Velocity meter/ TS Wading Rod

Measurement By: J.Gibson

Silver Range Resources

REBEL/SNAP/HAMMER CLAIMS

Baseline Water Quality / Hydrology Survey

Environmental Data Update

October, 2012

REBEL/ SNAP/HAMMER Claims October 2012

Silver Range Resources baseline water quality / hydrology surveys of the REBEL Claims surface waters continued October 18, 2012.

Water quality / hydrology surveys of the SNAP and HAMMER Claims were started October 18, 2012.

The sites are located in the Anvil Range approximately 30 kilometers north of Faro, Yukon and 15 kilometers north of the former Faro Mine.

The REBEL Claims are located on tributaries to Anvil Creek and Rose Creeks.

The SNAP Claims are located on tributaries to Blind Creek.

The HAMMER Claims are located on tributaries to Rose Creek.

All surface waters are tributaries to the Pelly River.

All survey sites were accessed by helicopter.

The baseline survey consisted of water quality samples for routine chemistry, total metals, dissolved metals, total organic carbon, total cyanide and total mercury with field measurements for pH, water temperature and flow volume.

Sample Locations

Three sample sites were established on the REBEL Claims during the initial survey in August 2010.

Four sites were established on each of the SNAP and HAMMER Claims in October 2012.

All sites are on the attached location map.

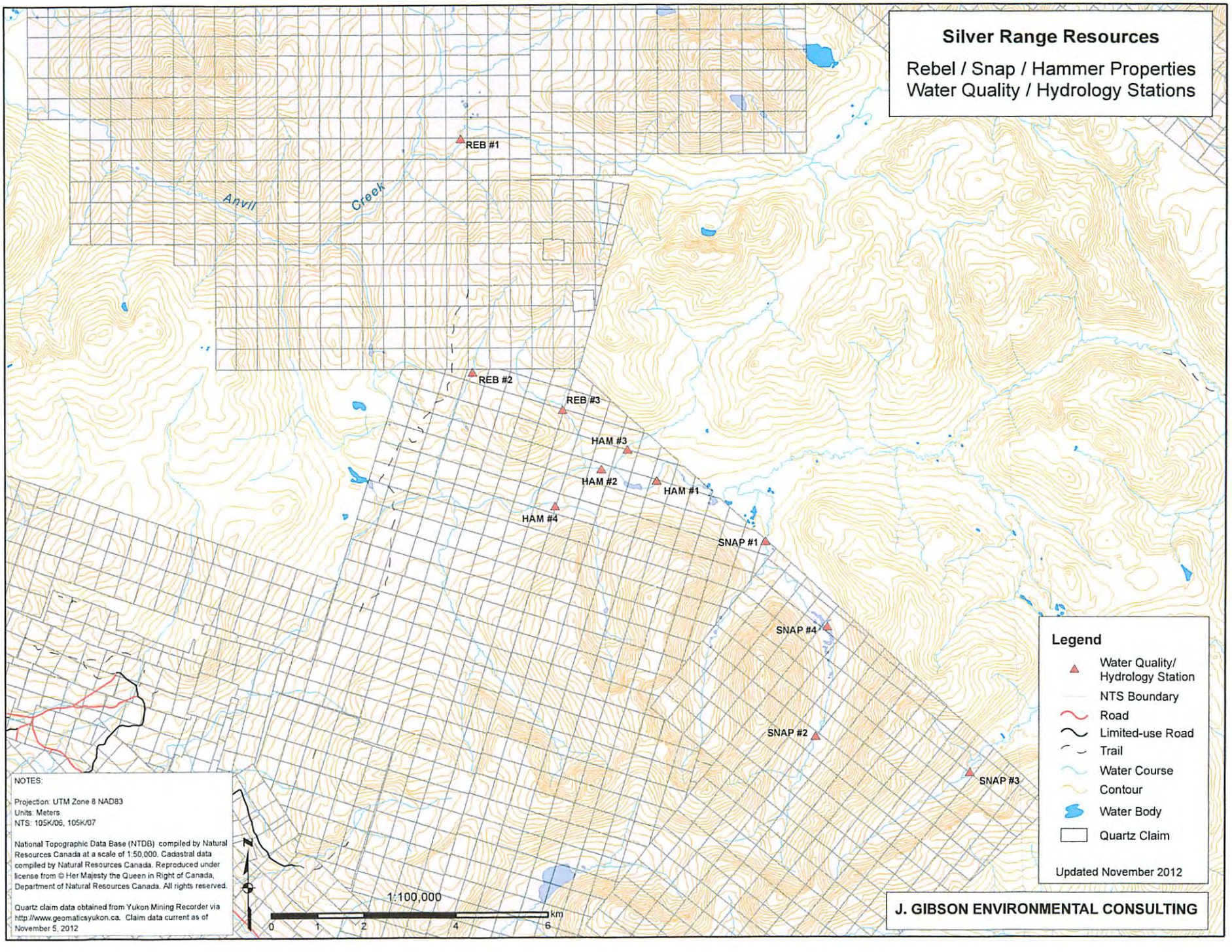
Silver Range Resources
Rebel / Snap / Hammer Properties
Water Quality / Hydrology Stations
REB #1
Anvil Creek
REB #2
REB #3
HAM #3
HAM #2
HAM #1
HAM #4
SNAP #1
SNAP #4
SNAP #2
SNAP #3
Legend
Water Quality/ Hydrology Station
NTS Boundary
Road
Limited-use Road
Trail
Water Course
Contour
Water Body
Quartz Claim
Updated November 2012
NOTES:
Projection: UTM Zone 8 NAD83
Units: Meters
NTS: 105K/06, 105K/07
National Topographic Data Base (NTDB) compiled by Natural Resources Canada at a scale of 1:50,000. Cadastral data compiled by Natural Resources Canada. Reproduced under license from © Her Majesty the Queen in Right of Canada, Department of Natural Resources Canada. All rights reserved.
Quartz claim data obtained from Yukon Mining Recorder via http://www.geomaticsyukon.ca. Claim data current as of November 5, 2012
1:100,000
0 1 2 4 6 km
J. GIBSON ENVIRONMENTAL CONSULTING

REBEL Claim sample station designations and coordinates are:

Station #	Lat/Long Coordinates	Elevation(m)
REB #1	62 27 42.8N / 133 13 32.8W	1305
REB #2	62 24 58.7N / 133 13 26.1W	1425
REB #3	62 24 30.3N / 133 11 12.1W	1365

SNAP Claims station designations and coordinates are:

Station #	Lat/Long Coordinates	Elevation(m)
SNAP #1	62 22 52.6N / 133 6 13W	
SNAP #2	62 20 34.9N / 133 5 5.4 W	
SNAP #3	62 20 7 N / 133 1 17.1 W	
SNAP #4	62 21 51.3N / 133 4 43.4W	

HAMMER Claims station designations and coordinates are:

Station #	Lat/Long Coordinates	Elevation(m)
HAM#1	62 23 37.9N / 133 8 53.9W	
HAM #2	62 23 47.3N / 133 10 16.9W	
HAM #3	62 24 0.7N / 133 9 36.6W	
HAM #4	62 23 22.1N / 133 11 28.1W	

Station coordinates and elevations are for helicopter landing sites. Due to the topography and thick vegetation it was often necessary to located landing sites up to100 meters from sample sites.

Sample Analysis Parameters

All REBEL, SNAP and HAMMER Stations were sampled for total metals, dissolved metals and routine chemistry, total organic carbon, total cyanide and total mercury.

Dissolved metals samples were filtered onsite using disposable 60 ml syringes and 0.45 micron filters. New syringes and filters were used for each station.

Total and dissolved metal samples were preserved with nitric acid immediately after sampling.

All samples were stored in coolers, kept at 4 Celsius and shipped by air cargo to the Exova Canada Inc. laboratory in Surrey B.C. for analysis within recommended holding times.

Field measurements for pH, conductivity, total dissolved solids were taken with an Oakton PCS TestR 35, water temperatures with a digital thermometer.

Sample Frequency

All REBEL, SNAP and HAMMER stations are on a quarterly sample frequency.

Flow Volume Measurements

Stream flow volumes were measured with a Price AA velocity meter and cross sectional area calculations. All channels had partial ice cover.

Measured stream flow volumes are listed with Routine Chemistry and in a flow summary table for each project.

Stream flow volume data/calculations are attached in Appendix 2.

Analysis Results

Laboratory analysis and field measurement results are listed in the following tables:

Table 1. REBEL Stations Routine Chemistry – laboratory analysis and field measurements

Table 2. REBEL Stations Total Metals ICP–MS laboratory analysis results

Table 3. REBEL Stations Dissolved Metals ICP–MS laboratory analysis results

Table 4. REBEL/SNAP/HAMMER Stations Flow Volume Summary 2010- 2012.

Table 5. SNAP Stations Routine Chemistry – laboratory analysis and field measurements

Table 6. SNAP Stations Total Metals ICP–MS laboratory analysis results

Table 7. SNAP Claims Dissolved Metals ICP-MS laboratory analysis results

Table 8. SNAP Quality Control Sample Results- SNAP #3 Total Metals

Table 9. HAMMER Stations Routine Chemistry – laboratory analysis and field measurements

Table 10. HAMMER Stations Total Metals ICP–MS laboratory analysis results

Table 11. HAMMER Claims Dissolved Metals ICP-MS laboratory analysis results

Listed with the analysis data are the laboratory detection limits for each parameter.

Table 1. Silver Range Resources - REB Claims, October 2012.
Routine Chemistry and Field Measurement Results

Parameter	Unit	STATIONS REB #1	REB #2	REB #3	Detection Limit	DWQ* G.lines	Aquatic** G.lines
pH (field)	ru	8.42	8.05	7.91			
pH (lab)	ru	7.69	7.83	7.69		6.5-8.5	6.5-9
Conductivity (lab)	uS/cm	289	238	151	1		
Water temperature	C	-0.1	-0.1	-0.1			
Flow Volume(field)	cms	0.314	0.018	0.106			
Organic Carbon-Total	mg/L	0.8	1	1.8	0.5		
Cyanide - Total	mg/L	<0.002	<0.002	<0.002	0.001	0.2	0.005
Phosphorus (T)	mg/L	0.004	0.005	0.023			
Ammonia -N	mg/L	0.07	<0.01	<0.01	0.01		1.37-2.2
Nitrate - N	mg/L	0.16	0.06	0.05	0.01	10	
Nitrite - N	mg/L	<0.01	<0.01	<0.01	0.005	1	0.06
Alkalinity (as CaC03)	mg/L	139	126	78	5		
Chloride	mg/L	0.1	<0.05	0.09	0.5	<250	
Sulphate (S04)	mg/L	35.8	17.2	9.1	0.05		
Hardness (as CaC03)	mg/L	192	157	94	1	<500	
T.Suspended Solids	mg/L	<2	<2	5	1		
T.Dissolved Solids	mg/L	186	148	84	5	500	

All results and limits in mg/L unless noted otherwis. Nr = no sample/reading

Indicates concentration exceeds Guideline limits

Table 2. Silver Range Resources - REB Claims October, 2012

Total Metals Analysis Results.

Parameter	Units	REB #1	REB #2	REB #3	Detection Limit	DWQ* G.Lines	Aquatic** G.Lines
Calcium	mg/L	48	50.1	30.4	0.05		
Iron	mg/L	0.057	0.034	0.149	0.01	0.3	0.3
Magnesium	mg/L	15.6	6.15	3.86	0.05		
Manganese	mg/L	0.0063	0.0033	0.0042	0.0002	0.05	
Potassium	mg/L	1.1	0.2	0.5	0.1		
Silicon	mg/L	3.91	4.38	5.36	0.05		
Sodium	mg/L	1.4	1.2	1.7	0.02	<200	
Titanium	mg/L	<0.0005	<0.0005	0.0044	0.001		
Aluminum	mg/L	0.004	0.01	0.118	0.005		0.1
Antimony	mg/L	0.0003	0.0002	<0.0001	0.0002	0.006	
Arsenic	mg/L	0.00039	0.00117	0.00054	0.0002	0.01	
Barium	mg/L	0.0747	0.0448	0.0342	0.001	1	
Beryllium	mg/L	<0.00005	<0.00005	<0.00005	0.00004		
Bismuth	mg/L	<0.0001	<0.0001	<0.0001	0.001		
Boron	mg/L	0.002	<0.002	<0.002	0.004	5	
Cadmium	mg/L	0.00009	0.00003	0.00002	0.00001	0.005	0.0018
Chromium	mg/L	<0.0005	<0.0005	<0.0005	0.0004	0.05	0.002
Cobalt	mg/L	<0.0001	<0.0001	<0.0001	0.00002		
Copper	mg/L	0.0003	0.0003	0.0006	0.001	1	0.004
Lead	mg/L	<0.0001	<0.0001	0.0002	0.0001	0.01	0.007
Lithium	mg/L	0.0011	0.0007	0.0008	0.001		
Molybdenum	mg/L	0.00246	0.00031	0.0005	0.00002		
Nickel	mg/L	0.0006	0.0002	0.0004	0.001		0.15
Selenium	mg/L	0.002	0.0004	0.0003	0.0006	0.01	0.001
Silver	mg/L	<0.00001	<0.00001	<0.00001	0.00001		0.0001
Strontium	mg/L	0.101	0.167	0.109	0.001		
Thallium	mg/L	<0.00001	<0.00001	<0.00001	0.00001		
Thorium	mg/L	<0.00001	<0.00001	0.00001	0.00001		
Tin	mg/L	0.0004	0.0003	0.0003	0.0001		
Uranium	mg/L	0.00278	0.00112	0.00061	0.0004	0.02	
Vanadium	mg/L	0.0002	<0.0001	0.0005	0.0001		
Zinc	mg/L	0.0024	0.0022	0.002	0.001	<5	0.03
Zirconium	mg/L	<0.0005	<0.0005	<0.0005	0.0005		
Mercury	mg/L	<0.0001	<0.0001	<0.0001	0.00001	0.001	0.1

Indicates concentration exceeds Guideline limits

Table 3. Silver Range Resources - REB Claims October 2012.

Dissolved Metals Analysis Results

Parameter	Units	REB#1	REB#2	REB#23	Detection Limit
Calcium	mg/L	50.7	52.2	31.1	0.1
Iron	mg/L	0.012	<0.005	<0.005	0.01
Magnesium	mg/L	16	6.42	3.92	0.1
Manganese	mg/L	0.002	<0.001	<0.001	0.0002
Potassium	mg/L	1.1	0.2	0.4	0.1
Silicon	mg/L	3.59	4.06	4.79	0.05
Sodium	mg/L	1.3	1.2	1.6	0.1
Sulfur	mg/L	11.7	5.9	3.2	0.2
Titanium	mg/L	<0.010	<0.010	<0.010	0.0004
Aluminum	mg/L	0.006	0.006	0.008	0.005
Antimony	mg/L	0.0003	<0.0002	<0.0002	0.0002
Arsenic	mg/L	0.0004	0.0012	0.0004	0.0002
Barium	mg/L	0.075	0.042	0.029	0.001
Beryllium	mg/L	<0.00004	<0.00004	<0.00004	0.00004
Bismuth	mg/L	<0.001	<0.001	<0.001	0.001
Boron	mg/L	<0.004	<0.004	<0.004	0.004
Cadmium	mg/L	0.00008	0.00005	<0.00001	0.00001
Chromium	mg/L	0.0009	0.0007	<0.0004	0.0004
Cobalt	mg/L	0.00013	0.00013	0.00009	0.00002
Copper	mg/L	<0.001	<0.001	<0.001	0.001
Lead	mg/L	0.0007	0.0003	0.0002	0.0001
Lithium	mg/L	0.002	0.002	0.001	0.001
Molybdenum	mg/L	0.00202	0.00017	0.00032	0.0001
Nickel	mg/L	0.002	0.002	0.001	0.0001
Selenium	mg/L	0.0018	<0.0006	<0.0006	0.0006
Silver	mg/L	<0.00001	<0.00001	<0.00001	0.00001
Strontium	mg/L	0.094	0.16	0.099	0.001
Thallium	mg/L	<0.00001	<0.00001	<0.00001	0.00001
Thorium	mg/L	<0.0004	<0.0004	<0.0004	0.0004
Tin	mg/L	<0.0001	<0.0001	<0.0001	0.0001
Uranium	mg/L	0.0024	0.001	0.0005	0.0004
Vanadium	mg/L	0.00035	0.0002	0.00016	0.0001
Zinc	mg/L	0.006	0.002	<0.001	0.001
Zirconium	mg/L	<0.00010	<0.00010	<0.00010	0.0001

Table 4. Silver Range Resources - Summary of REB/SNAP/HAMMER Flow Volumes 2010 - 2012 (Cubic meters per second)

Station	Date Aug-10	Oct-10	Mar-11	Jun-11	Sep-11	Mar-12	May-12	Jul-12	Oct-12
REB #1	0.403	0.311	0.068	1.252	0.776	0.055	0.218	nr	0.314
REB #2	0.015	0.028	Dry	0.054	0.034	Dry	Dry	nr	0.018
REB #3	0.024	0.047	0.0015	0.639	0.040	0.002	0.1021	nr	0.106
SNAP#1									0.0695
SNAP#2									0.0935
SNAP#3									0.0573
SNAP#4									nr
HAM#1									nr
HAM#2									nr
HAM#3									0.0474
HAM#4									0.0469

Table 5 . Silver Range Resources - SNAP Claims, October 2012.
Routine Chemistry and Field Measurement Results

Parameter	Unit	STATIONS SNAP#1	SNAP#2	SNAP#3	SNAP#4	Detection Limit	DWQ* G.lines	Aquatic** G.lines
pH (field)	ru	7.88	7.73	7.22	7.44			
pH (lab)	ru	7.41	6.74	5.34	6.55		6.5-8.5	6.5-9
Conductivity (lab)	uS/cm	177	157	127	145	1		
Water temperature	C	0.0	0.5	-0.1	0.1			
Flow Volume(field)	cms	0.069	0.094	0.057	nr			
Organic Carbon-Total	mg/L	1.2	0.7	0.6	0.7	0.5		
Cyanide - Total	mg/L	<0.002	<0.002	<0.002	<0.002	0.001	0.2	0.005
Phosphorus (T)	mg/L	0.003	<0.003	0.003	0.007			
Ammonia -N	mg/L	<0.01	0.05	<0.01	0.08	0.01		1.37-2.2
Nitrate - N	mg/L	0.06	0.09	0.02	0.08	0.01	10	
Nitrite - N	mg/L	<0.01	<0.01	<0.01	<0.01	0.005	1	0.06
Alkalinity (as CaC03)	mg/L	43	10	<5	12	5		
Chloride	mg/L	0.09	<0.05	<0.05	0.08	0.5	<250	
Sulphate (S04)	mg/L	48.3	61.6	54.1	54.5	0.05		
Hardness (as CaC03)	mg/L	99	79	56	73	1	<500	
T.Suspended Solids	mg/L	<2	<2	<2	8	1		
T.Dissolved Solids	mg/L	112	96	88	102	5	500	

All results and limits in mg/L unless noted otherwis. Nr = no sample/reading

DWQ* Guidelines are Maximum Acceptable Concentrations according to
Canadian Drinking Water Quality

Aquatic** Guidelines are for protection of aquatic life in waters with pH >6.5 and Hardness as CaC03 >180 mg/L
Canadian Water Quality Guidelines

equal or exceeds Guideline limit

Table 6. Silver Range Resources - SNAP Claims October, 2012
Total Metals Analysis Results.

Parameter	Units	SNAP#1	SNAP#2	SNAP#3	SNAP#4	Detection Limit	DWQ* G.Lines	Aquatic** G.Lines
Calcium	mg/L	33.4	22	16	20.7	0.05		
Iron	mg/L	0.22	0.024	0.085	0.329	0.01	0.3	0.3
Magnesium	mg/L	3.18	4.82	3.07	4.44	0.05		
Manganese	mg/L	0.018	0.0325	0.834	0.0476	0.0002	0.05	
Potassium	mg/L	0.8	0.8	0.4	0.7	0.1		
Silicon	mg/L	4.19	4.1	6.02	4.29	0.05		
Sodium	mg/L	1.8	2.1	1.9	2	0.02	<200	
Titanium	mg/L	0.0007	<0.0005	0.0005	0.0025	0.001		
Aluminum	mg/L	0.026	0.062	0.974	0.063	0.005		0.1
Antimony	mg/L	0.0001	<0.0001	<0.0001	<0.0001	0.0002	0.006	
Arsenic	mg/L	0.00034	0.00039	0.00038	0.00094	0.0002	0.01	
Barium	mg/L	0.0206	0.0235	0.0262	0.0247	0.001	1	
Beryllium	mg/L	<0.00005	0.00031	0.00097	0.0002	0.00004		
Bismuth	mg/L	<0.0001	<0.0001	<0.0001	<0.0001	0.001		
Boron	mg/L	<0.002	<0.002	<0.002	<0.002	0.004	5	
Cadmium	mg/L	0.00004	0.00278	0.00663	0.00215	0.00001	0.005	0.0018
Chromium	mg/L	<0.0005	<0.0005	<0.0005	<0.0005	0.0004	0.05	0.002
Cobalt	mg/L	<0.0001	0.0001	<0.0001	0.0002	0.00002		
Copper	mg/L	0.0005	0.0012	0.0033	0.0009	0.001	1	0.004
Lead	mg/L	<0.0001	0.0008	0.0004	0.0024	0.0001	0.01	0.007
Lithium	mg/L	0.0014	0.003	0.0026	0.0027	0.001		
Molybdenum	mg/L	0.00043	0.00009	<0.00005	0.00008	0.00002		
Nickel	mg/L	0.0008	0.0441	0.005	0.0276	0.001		0.15
Selenium	mg/L	0.0003	0.0002	0.0005	0.0001	0.0006	0.01	0.001
Silver	mg/L	<0.00001	<0.00001	<0.00001	<0.00001	0.00001		0.0001
Strontium	mg/L	0.135	0.133	0.0817	0.119	0.001		
Thallium	mg/L	<0.00001	<0.00001	<0.00001	<0.00001	0.00001		
Thorium	mg/L	<0.00001	<0.00001	<0.00001	0.00002	0.00001		
Tin	mg/L	0.0004	0.0004	0.0003	0.0004	0.0001		
Uranium	mg/L	0.00276	0.00016	0.00043	0.0003	0.0004	0.02	
Vanadium	mg/L	0.0001	<0.0001	<0.0001	0.0002	0.0001		
Zinc	mg/L	0.0012	0.394	1.44	0.379	0.001	<5	0.03
Zirconium	mg/L	<0.0005	<0.0005	<0.0005	<0.0005			
Mercury	mg/L	<0.0001	<0.0001	<0.0001	<0.0001	0.00001	0.001	0.1

nr=no sample or analysis done ***equal or exceeds Guideline limit***

Table 7. Silver Range Resources - SNAP Claims October 2012.

Dissolved Metals Analysis Results

Parameter	Units	SNAP#1	SNAP#2	SNAP#3	SNAP#4	Detection Limit
Calcium	mg/L	34.2	23.3	17.1	21.8	0.1
Iron	mg/L	0.103	0.028	0.037	0.174	0.01
Magnesium	mg/L	3.2	5.12	3.25	4.58	0.1
Manganese	mg/L	0.014	0.031	0.902	0.048	0.0002
Potassium	mg/L	0.7	0.7	0.4	0.7	0.1
Silicon	mg/L	3.83	3.86	5.64	3.99	0.05
Sodium	mg/L	1.6	2	1.9	1.9	0.1
Sulfur	mg/L	15.9	20.2	18.4	18.2	0.2
Titanium	mg/L	<0.010	<0.010	<0.010	<0.010	0.0004
Aluminum	mg/L	0.007	0.047	0.529	0.013	0.005
Antimony	mg/L	<0.0002	<0.0002	<0.0002	<0.0002	0.0002
Arsenic	mg/L	0.0002	0.0004	<0.0002	0.0006	0.0002
Barium	mg/L	0.019	0.022	0.024	0.022	0.001
Beryllium	mg/L	<0.00004	0.00033	0.00107	0.00022	0.00004
Bismuth	mg/L	<0.001	<0.001	<0.001	<0.001	0.001
Boron	mg/L	<0.004	<0.004	<0.004	<0.004	0.004
Cadmium	mg/L	0.00004	0.00264	0.0061	0.002	0.00001
Chromium	mg/L	<0.0004	0.0004	<0.0004	<0.0004	0.0004
Cobalt	mg/L	0.00017	0.0002	0.00019	0.00021	0.00002
Copper	mg/L	<0.001	<0.001	0.002	<0.001	0.001
Lead	mg/L	0.0002	0.0008	0.0005	0.0006	0.0001
Lithium	mg/L	0.002	0.004	0.003	0.003	0.001
Molybdenum	mg/L	0.00029	<0.0001	<0.00010	<0.00010	0.0001
Nickel	mg/L	0.002	0.043	0.006	0.028	0.0001
Selenium	mg/L	<0.0006	<0.0006	<0.0006	<0.0006	0.0006
Silver	mg/L	<0.00001	<0.00001	<0.00001	<0.00001	0.00001
Strontium	mg/L	0.13	0.127	0.078	0.115	0.001
Thallium	mg/L	<0.00001	<0.00001	<0.00001	<0.00001	0.00001
Thorium	mg/L	<0.0004	<0.0004	<0.0004	<0.0004	0.0004
Tin	mg/L	<0.0001	<0.0001	<0.0001	<0.0001	0.0001
Uranium	mg/L	0.0024	<0.0004	<0.0004	<0.0004	0.0004
Vanadium	mg/L	0.00013	<0.00010	<0.00010	<0.00010	0.0001
Zinc	mg/L	0.001	0.389	1.51	0.36	0.001
Zirconium	mg/L	<0.00010	<0.00010	<0.00010	<0.00010	0.0001

Table 8. SNAP Claims. Quality Control Total Metals Analysis Results, October 2012.

Parameter	Units	SNAP#3	SNAP#3 Duplicate
Calcium	mg/L	16	15.9
Iron	mg/L	0.085	0.088
Magnesium	mg/L	3.07	3.02
Manganese	mg/L	0.834	0.835
Potassium	mg/L	0.4	0.5
Silicon	mg/L	6.02	5.92
Sodium	mg/L	1.9	1.9
Titanium	mg/L	0.0005	0.0006
Aluminum	mg/L	0.974	0.978
Antimony	mg/L	<0.0001	<0.0001
Arsenic	mg/L	0.00038	0.00042
Barium	mg/L	0.0262	0.0256
Beryllium	mg/L	0.00097	0.00115
Bismuth	mg/L	<0.0001	<0.0001
Boron	mg/L	<0.002	<0.002
Cadmium	mg/L	0.00663	0.00654
Chromium	mg/L	<0.0005	<0.0005
Cobalt	mg/L	<0.0001	<0.0001
Copper	mg/L	0.0033	0.0033
Lead	mg/L	0.0004	0.0005
Lithium	mg/L	0.0026	0.0025
Molybdenum	mg/L	<0.00005	<0.00005
Nickel	mg/L	0.005	0.005
Selenium	mg/L	0.0005	0.0005
Silver	mg/L	<0.00001	<0.00001
Strontium	mg/L	0.0817	0.0802
Thallium	mg/L	<0.00001	<0.00001
Thorium	mg/L	<0.00001	<0.00001
Tin	mg/L	0.0003	0.0003
Uranium	mg/L	0.00043	0.00043
Vanadium	mg/L	<0.0001	<0.0001
Zinc	mg/L	1.44	1.45
Zirconium	mg/L	<0.0005	<0.0005
Mercury	mg/L	<0.0001	<0.0001

indicates>10% variation

Table 9. Silver Range Resources - HAMMER Claims, October 2012.
Routine Chemistry and Field Measurement Results

Parameter	Unit	STATIONS HAM#1	HAM#2	HAM#3	HAM#4	Detection Limit	DWQ* G.lines	Aquatic** G.lines
pH (field)	ru	7.82	7.96	8.08	7.94			
pH (lab)	ru	7.28	7.52	7.78	7.12		6.5-8.5	6.5-9
Conductivity (lab)	uS/cm	245	229	226	46	1		
Water temperature	C	0.0	-0.1	0.1	-0.2			
Flow Volume(field)	cms	nr	nr	0.047	0.047			
Organic Carbon-Total	mg/L	2.4	2	1.3	1.6	0.5		
Cyanide - Total	mg/L	<0.002	0.002	<0.002	<0.002	0.001	0.2	0.005
Phosphorus (T)	mg/L	0.03	0.01	0.007	0.008			
Ammonia -N	mg/L	<0.01	<0.01	<0.01	<0.01	0.01		1.37-2.2
Nitrate - N	mg/L	0.01	0.09	0.11	0.04	0.01	10	
Nitrite - N	mg/L	<0.01	<0.01	<0.01	<0.01	0.005	1	0.06
Alkalinity (as CaC03)	mg/L	137	119	117	21	5		
Chloride	mg/L	0.1	0.9	0.1	0.08	0.5	<250	
Sulphate (S04)	mg/L	8.1	14.8	16.4	3.5	0.05		
Hardness (as CaC03)	mg/L	159	148	150	23	1	<500	
T.Suspended Solids	mg/L	<2	<2	6	3	1		
T.Dissolved Solids	mg/L	150	132	132	26	5	500	

All results and limits in mg/L unless noted otherwis. Nr = no sample/reading

DWQ* Guidelines are Maximum Acceptable Concentrations according to
Canadian Drinking Water Quality

Aquatic** Guidelines are for protection of aquatic life in waters with pH >6.5 and Hardness as CaC03 >180 mg/L
Canadian Water Quality Guidelines

equal or exceeds Guideline limit

Table 10. Silver Range Resources - HAMMER Claims October, 2012

Total Metals Analysis Results.

Parameter	Units	HAM#1	HAM#2	HAM#3	HAM#4	Detection Limit	DWQ* G.Lines	Aquatic** G.Lines
Calcium	mg/L	42.9	37.4	37.6	7.33	0.05		
Iron	mg/L	0.486	0.269	0.207	0.129	0.01	0.3	0.3
Magnesium	mg/L	10.2	10.7	11.1	1.09	0.05		
Manganese	mg/L	0.0568	0.0279	0.0155	0.005	0.0002	0.05	
Potassium	mg/L	0.9	0.4	0.4	0.3	0.1		
Silicon	mg/L	5.89	4.16	4.03	4.76	0.05		
Sodium	mg/L	2.6	1.5	1.2	1.7	0.02	<200	
Titanium	mg/L	<0.0005	<0.0005	0.0028	0.0014	0.001		
Aluminum	mg/L	0.016	0.015	0.077	0.054	0.005		0.1
Antimony	mg/L	<0.0001	0.0001	<0.0001	<0.0001	0.0002	0.006	
Arsenic	mg/L	0.00489	0.00075	0.00028	0.00036	0.0002	0.01	
Barium	mg/L	0.146	0.0738	0.0609	0.0209	0.001	1	
Beryllium	mg/L	<0.00005	<0.00005	<0.00005	<0.00005	0.00004		
Bismuth	mg/L	<0.0001	0.0001	<0.0001	<0.0001	0.001		
Boron	mg/L	0.003	0.003	<0.002	<0.002	0.004	5	
Cadmium	mg/L	0.00003	0.00003	0.00002	<0.00001	0.00001	0.005	0.0018
Chromium	mg/L	<0.0005	<0.0005	<0.0005	<0.0005	0.0004	0.05	0.002
Cobalt	mg/L	<0.0001	<0.0001	<0.0001	<0.0001	0.00002		
Copper	mg/L	0.0004	0.0006	0.0006	0.0005	0.001	1	0.004
Lead	mg/L	<0.0001	<0.0001	0.0002	0.0001	0.0001	0.01	0.007
Lithium	mg/L	0.0039	0.0018	0.0018	0.0009	0.001		
Molybdenum	mg/L	0.00114	0.00121	0.00077	0.00015	0.00002		
Nickel	mg/L	0.0003	0.0004	0.0003	<0.0002	0.001		0.15
Selenium	mg/L	0.0007	0.0005	0.0007	<0.0001	0.0006	0.01	0.001
Silver	mg/L	<0.00001	0.00002	<0.00001	<0.00001	0.00001		0.0001
Strontium	mg/L	0.178	0.111	0.104	0.0339	0.001		
Thallium	mg/L	<0.00001	0.00004	<0.00001	<0.00001	0.00001		
Thorium	mg/L	<0.00001	0.00012	0.00005	0.00002	0.00001		
Tin	mg/L	0.0003	0.0005	0.0004	0.0005	0.0001		
Uranium	mg/L	0.00278	0.0013	0.00144	0.00033	0.0004	0.02	
Vanadium	mg/L	0.0001	0.0002	0.0004	0.0002	0.0001		
Zinc	mg/L	0.0016	0.0022	0.0019	0.001	0.001	<5	0.03
Zirconium	mg/L	<0.0005	<0.0005	<0.0005	<0.0005	0.0005		
Mercury	mg/L	<0.0001	<0.0001	<0.0001	<0.0001	0.00001	0.001	0.1

nr=no sample or analysis done *equal or exceeds Guideline limit*

Table 11. Silver Range Resources - HAMMER Claims October 2012.

Dissolved Metals Analysis Results

Parameter	Units	HAM#1	HAM#2	HAM#3	HAM#4	Detection Limit
Calcium	mg/L	45.7	40.4	40.4	7.45	0.1
Iron	mg/L	0.097	0.15	0.031	0.028	0.01
Magnesium	mg/L	10.8	11.5	12	1.06	0.1
Manganese	mg/L	0.02	0.024	0.004	0.001	0.0002
Potassium	mg/L	0.9	0.4	0.4	0.2	0.1
Silicon	mg/L	5.56	3.96	3.79	4.46	0.05
Sodium	mg/L	2.5	1.5	1.2	1.6	0.1
Sulfur	mg/L	2.9	5	5.6	1.2	0.2
Titanium	mg/L	<0.010	<0.010	<0.010	<0.010	0.0004
Aluminum	mg/L	0.005	0.006	0.006	0.015	0.005
Antimony	mg/L	<0.0002	<0.0002	<0.0002	<0.0002	0.0002
Arsenic	mg/L	0.0025	0.0005	0.0002	0.0004	0.0002
Barium	mg/L	0.136	0.069	0.055	0.018	0.001
Beryllium	mg/L	<0.00004	<0.00004	<0.00004	<0.00004	0.00004
Bismuth	mg/L	<0.001	<0.001	<0.001	<0.001	0.001
Boron	mg/L	<0.004	<0.004	<0.004	<0.004	0.004
Cadmium	mg/L	0.00002	0.00002	0.00002	0.00001	0.00001
Chromium	mg/L	0.0008	0.001	0.0009	<0.0004	0.0004
Cobalt	mg/L	0.00013	0.00014	0.00012	0.00005	0.00002
Copper	mg/L	<0.001	<0.001	<0.001	<0.001	0.001
Lead	mg/L	0.0002	0.0002	0.0001	0.001	0.0001
Lithium	mg/L	0.005	0.002	0.002	0.001	0.001
Molybdenum	mg/L	0.00088	0.00052	0.0005	<0.00010	0.0001
Nickel	mg/L	0.002	0.001	0.002	<0.001	0.0001
Selenium	mg/L	0.0007	<0.0006	<0.0006	<0.0006	0.0006
Silver	mg/L	<0.00001	<0.00001	<0.00001	<0.00001	0.00001
Strontium	mg/L	0.172	0.108	0.097	0.032	0.001
Thallium	mg/L	<0.00001	<0.00001	<0.00001	<0.00001	0.00001
Thorium	mg/L	<0.0004	<0.0004	<0.0004	<0.0004	0.0004
Tin	mg/L	<0.0001	<0.0001	<0.0001	<0.0001	0.0001
Uranium	mg/L	0.0024	0.001	0.0012	<0.0004	0.0004
Vanadium	mg/L	0.00023	0.00028	0.00027	0.00013	0.0001
Zinc	mg/L	0.002	0.002	0.014	0.001	0.001
Zirconium	mg/L	<0.00010	<0.00010	<0.00010	<0.00010	0.0001

As a guide for reviewing site water quality, the Maximum Acceptable Concentration (MAC) according to ***Canadian Drinking Water Quality*** are listed along with the Aquatic Guidelines for the protection of aquatic life in water with a pH of > 6.5 and a total hardness as CaC03 > 180 mg/L according to ***CCME – Canadian Water Quality Guidelines.***
All water quality ***Guideline*** concentrations are based on total metal values.

All laboratory analysis was done by Exova Canada Inc of Surrey B.C.

Laboratory Analytical Reports are attached in Appendix 1.

Data Summaries for REBEL stations are on the attached Excel disc. Summary tables for SNAP and HAMMER stations will be developed when three data points are available.

Quality Control

Duplicate total metals samples were taken in October 2012 at Station SNAP #3. Analysis results are listed in Table 8.

Discussion

Hydrology

All water quality / hydrology stations were in low stage flow conditions at the start of ice conditions. All stations had partial ice cover with minor anchor ice at Station REBEL #1 only.

Flow volumes had recent input due to overnight snowfall.

Laboratory Analytical Results

Parameters that equal or exceed either ***Drinking Water or Aquatic Guidelines*** are highlighted in yellow.

REBEL Stations

Station REBEL #1 results exceed the ***Aquatic Guidelines*** for selenium.

Station REBEL#3 results exceed the ***Aquatic Guidelines*** for aluminum.

Station REBEL #2 meets all ***Guideline*** limits

SNAP Stations

Station SNAP#2 results exceed the ***Aquatic Guidelines*** for cadmium and zinc

Station SNAP#3 results exceed ***Aquatic Guidelines*** for aluminum, cadmium and zinc; and exceeds the ***Drinking Water MAC*** for manganese.

Station SNAP#4 results exceed ***Aquatic Guidelines*** for iron, cadmium and zinc; and exceeds the ***Drinking Water MAC*** for iron.

Station SNAP #1 meets all ***Guideline*** limits

HAMMER Stations

Station HAM#1 results exceed ***Aquatic Guidelines*** for iron, and exceeds the ***Drinking Water MAC*** for iron and manganese.

Stations HAM #2, #3 and #4 meets all ***Guideline*** limits

Total Mercury concentrations were below the detection limit of 0.0001 mg/L at all project stations.

Total cyanide concentrations were at or below the lab detection limit of 0.002 mg/L at all project stations.

Camp Drinking Water Supply

Station KEG #4 is the source of camp drinking water supply for area projects. Analysis results for samples taken of the "***Raw***" supply (total metals and routine chemistry) are listed the October KEG update.

KEG#4 supply waters, both raw and treated met ***Drinking Water Guideline*** limits for all parameters tested.

A P P E N D I X 1

LABORATORY ANALYTICAL REPORTS

REBEL/SNAP/HAMMER Claims

OCTOBER 2012

Exova
#104, 19575-55 A Ave.
Surrey, British Columbia
V3S 8P8, Canada

T: +1 (604) 514-3322
F: +1 (604) 514-3323
E: Surrey@exova.com
W: www.exova.com

Exova

Report Transmission Cover Page

Bill To:	J. Gibson & Associates	Project:		Lot ID:	**901088**
Report To:	J. Gibson & Associates Box 20913 Whitehorse, YT, Canada Y1A 6P2	ID: Name: Location: LSD:	SRR (Silver Range Res.) Rebel/Snap/Hammer	Control Number: Date Received: Date Reported: Report Number:	A244835 Oct 22, 2012 Oct 26, 2012 1777726
Attn:	John Gibson	P.O.:			
Sampled By:	J.Gibson	Acct code:			
Company:					

Contact & Affiliation	Address	Delivery Commitments
John Gibson J. Gibson & Associates	, Box 20913 Whitehorse, Yukon Territory Y1A 6P2 Phone: (867) 633-4522 Fax: (867) 668-6895 Email: ludditegibson@gmail.com	On [Lot Verification] send (COA) by Email - Single Report On [Report Approval] send (COC, Test Report) by Email - Multiple Reports On [Report Approval] send (Test Report) by Email - Multiple Reports On [Lot Approval and Final Test Report Approval] send (Invoice) by Email - Single Report On [Lot Creation] send (COR) by Email - Single Report

Notes To Clients:

- Analysis was performed on samples 901088-1 to 7 and 9 to 12 that exceeded the recommended holding time for Total Phosphorus analysis.
- pH analysis was performed past the recommended holding time of 15 minutes from sample collection.
- HARD is included in the TW23EW.

The information contained on this and all other pages transmitted, is intended for the addressee only and is considered confidential.
If the reader is not the intended recipient, you are hereby notified that any use, dissemination, distribution or copy of this transmission is strictly prohibited.
If you receive this transmission by error, or if this transmission is not satisfactory, please notify us by telephone.

Exova
#104, 19575-55 A Ave.
Surrey, British Columbia
V3S 8P8, Canada

T: +1 (604) 514-3322
F: +1 (604) 514-3323
E: Surrey@exova.com
W: www.exova.com

Exova

Analytical Report

Bill To: J. Gibson & Associates
Report To: J. Gibson & Associates
Box 20913
Whitehorse, YT, Canada
Y1A 6P2
Attn: John Gibson
Sampled By: J.Gibson
Company:

Project:
ID: SRR (Silver Range Res.)
Name: Rebel/Snap/Hammer
Location:
LSD:
P.O.:
Acct code:

Lot ID: **901088**
Control Number: A244835
Date Received: Oct 22, 2012
Date Reported: Oct 26, 2012
Report Number: 1777726

	Reference Number	901088-1	901088-2	901088-3	
	Sample Date	Oct 18, 2012	Oct 18, 2012	Oct 18, 2012	
	Sample Time	NA	NA	NA	
	Sample Location				
	Sample Description	Surface / Reb#1	Surface / Reb#2	Surface / Reb#3	
	Matrix	Water	Water	Water	
Analyte		**Units**	**Results**	**Results**	**Results**	Nominal Detection Limit
Inorganic Nonmetallic Parameters						
Organic Carbon	Total Nonpurgeable	mg/L	0.8	1.0	1.8	0.5
Cyanide	Total	mg/L	<0.002	<0.002	<0.002	0.002
Phosphorus	Total	mg/L	0.004	0.005	0.023	0.003
Ammonia - N		mg/L	0.07	<0.01	<0.01	.01
Metals Dissolved						
Sulfur	Dissolved	mg/L	11.7	5.9	3.2	0.2
Aluminum	Dissolved	mg/L	0.006	0.006	0.008	0.005
Antimony	Dissolved	mg/L	0.0003	<0.0002	<0.0002	0.0002
Arsenic	Dissolved	mg/L	0.0004	0.0012	0.0004	0.0002
Barium	Dissolved	mg/L	0.075	0.042	0.029	0.001
Beryllium	Dissolved	mg/L	<0.00004	<0.00004	<0.00004	0.00004
Bismuth	Dissolved	mg/L	<0.001	<0.001	<0.001	0.001
Boron	Dissolved	mg/L	<0.004	<0.004	<0.004	0.004
Cadmium	Dissolved	mg/L	0.00008	0.00005	<0.00001	0.00001
Chromium	Dissolved	mg/L	0.0009	0.0007	<0.0004	0.0004
Cobalt	Dissolved	mg/L	0.00013	0.00013	0.00009	0.00002
Copper	Dissolved	mg/L	<0.001	<0.001	<0.001	0.001
Lead	Dissolved	mg/L	0.0007	0.0003	0.0002	0.0001
Lithium	Dissolved	mg/L	0.002	0.002	0.001	0.001
Molybdenum	Dissolved	mg/L	0.00202	0.00017	0.00032	0.0001
Nickel	Dissolved	mg/L	0.002	0.002	0.001	0.001
Selenium	Dissolved	mg/L	0.0018	<0.0006	<0.0006	0.0006
Silver	Dissolved	mg/L	<0.00001	<0.00001	<0.00001	0.00001
Titanium	Dissolved	mg/L	<0.010	<0.010	<0.010	0.01
Strontium	Dissolved	mg/L	0.094	0.160	0.099	0.001
Tellurium	Dissolved	mg/L	<0.0001	<0.0001	<0.0001	0.0001
Thallium	Dissolved	mg/L	<0.00001	<0.00001	<0.00001	0.00001
Thorium	Dissolved	mg/L	<0.0004	<0.0004	<0.0004	0.0004
Tin	Dissolved	mg/L	<0.0001	<0.0001	<0.0001	0.0001
Uranium	Dissolved	mg/L	0.0024	0.0010	0.0005	0.0004
Vanadium	Dissolved	mg/L	0.00035	0.00020	0.00016	0.0001
Zinc	Dissolved	mg/L	0.006	0.002	<0.001	0.001
Zirconium	Dissolved	mg/L	<0.00010	<0.00010	<0.00010	0.0001
Metals Total						
Mercury	Total	mg/L	<0.0001	<0.0001	<0.0001	0.0001
Aluminum	Total	mg/L	0.004	0.010	0.118	0.001

Exova
#104, 19575-55 A Ave.
Surrey, British Columbia
V3S 8P8, Canada

T: +1 (604) 514-3322
F: +1 (604) 514-3323
E: Surrey@exova.com
W: www.exova.com

Exova

Analytical Report

Bill To: J. Gibson & Associates
Report To: J. Gibson & Associates
Box 20913
Whitehorse, YT, Canada
Y1A 6P2
Attn: John Gibson
Sampled By: J.Gibson
Company:

Project:
ID: SRR (Silver Range Res.)
Name: Rebel/Snap/Hammer
Location:
LSD:
P.O.:
Acct code:

Lot ID: **901088**
Control Number: A244835
Date Received: Oct 22, 2012
Date Reported: Oct 26, 2012
Report Number: 1777726

		Reference Number	901088-1	901088-2	901088-3	
		Sample Date	Oct 18, 2012	Oct 18, 2012	Oct 18, 2012	
		Sample Time	NA	NA	NA	
		Sample Location				
		Sample Description	Surface / Reb#1	Surface / Reb#2	Surface / Reb#3	
		Matrix	Water	Water	Water	
Analyte		**Units**	**Results**	**Results**	**Results**	Nominal Detection Limit
Metals Total - Continued						
Antimony	Total	mg/L	0.0003	0.0002	<0.0001	0.0001
Arsenic	Total	mg/L	0.00039	0.00117	0.00054	0.00005
Barium	Total	mg/L	0.0747	0.0448	0.0342	0.00005
Beryllium	Total	mg/L	<0.00005	<0.00005	<0.00005	0.00005
Bismuth	Total	mg/L	<0.0001	<0.0001	<0.0001	0.0001
Boron	Total	mg/L	0.002	<0.002	<0.002	.002
Cadmium	Total	mg/L	0.00009	0.00003	0.00002	0.00001
Calcium	Total	mg/L	48.0	50.1	30.4	0.05
Chromium	Total	mg/L	<0.0005	<0.0005	<0.0005	0.0005
Cobalt	Total	mg/L	<0.0001	<0.0001	<0.0001	0.0001
Copper	Total	mg/L	0.0003	0.0003	0.0006	0.0001
Iron	Total	mg/L	0.057	0.034	0.149	0.002
Lead	Total	mg/L	<0.0001	<0.0001	0.0002	0.0001
Lithium	Total	mg/L	0.0011	0.0007	0.0008	0.0005
Magnesium	Total	mg/L	15.6	6.15	3.86	0.04
Manganese	Total	mg/L	0.0063	0.0033	0.0042	0.0002
Molybdenum	Total	mg/L	0.00246	0.00031	0.00050	0.00005
Nickel	Total	mg/L	0.0006	0.0002	0.0004	0.0002
Potassium	Total	mg/L	1.1	0.2	0.5	0.1
Selenium	Total	mg/L	0.0020	0.0004	0.0003	0.0001
Silicon	Total	mg/L	3.91	4.38	5.36	0.02
Silver	Total	mg/L	<0.00001	<0.00001	<0.00001	0.00001
Sodium	Total	mg/L	1.4	1.2	1.7	0.1
Strontium	Total	mg/L	0.101	0.167	0.109	0.0001
Thallium	Total	mg/L	<0.00001	<0.00001	<0.00001	0.00001
Thorium	Total	mg/L	<0.00001	<0.00001	0.00001	0.00001
Tin	Total	mg/L	0.0004	0.0003	0.0003	0.0001
Titanium	Total	mg/L	<0.0005	<0.0005	0.0044	0.0005
Uranium	Total	mg/L	0.00278	0.00112	0.00061	0.00001
Vanadium	Total	mg/L	0.0002	<0.0001	0.0005	0.0001
Zinc	Total	mg/L	0.0024	0.0022	0.0020	0.0005
Zirconium	Total	mg/L	<0.0005	<0.0005	<0.0005	0.0005
Physical and Aggregate Properties						
Solids	Total Suspended	mg/L	<2	<2	5	2
Solids	Total Dissolved	mg/L	186	148	84	5

Exova
#104, 19575-55 A Ave.
Surrey, British Columbia
V3S 8P8, Canada

T: +1 (604) 514-3322
F: +1 (604) 514-3323
E: Surrey@exova.com
W: www.exova.com

Exova

Analytical Report

Bill To: J. Gibson & Associates
Report To: J. Gibson & Associates
Box 20913
Whitehorse, YT, Canada
Y1A 6P2
Attn: John Gibson
Sampled By: J.Gibson
Company:

Project:
ID: SRR (Silver Range Res.)
Name: Rebel/Snap/Hammer
Location:
LSD:
P.O.:
Acct code:

Lot ID: **901088**
Control Number: A244835
Date Received: Oct 22, 2012
Date Reported: Oct 26, 2012
Report Number: 1777726

		Reference Number	901088-1	901088-2	901088-3	
		Sample Date	Oct 18, 2012	Oct 18, 2012	Oct 18, 2012	
		Sample Time	NA	NA	NA	
		Sample Location				
		Sample Description	Surface / Reb#1	Surface / Reb#2	Surface / Reb#3	
		Matrix	Water	Water	Water	
Analyte		**Units**	**Results**	**Results**	**Results**	Nominal Detection Limit
Routine Water						
pH	at 25 °C		7.69	7.83	7.69	
Electrical Conductivity		µS/cm at 25 C	289	238	151	1
Calcium	Dissolved	mg/L	50.7	52.2	31.1	0.1
Iron	Dissolved	mg/L	0.012	<0.005	<0.005	0.005
Magnesium	Dissolved	mg/L	16.0	6.42	3.92	0.1
Manganese	Dissolved	mg/L	0.002	<0.001	<0.001	0.001
Potassium	Dissolved	mg/L	1.1	0.2	0.4	0.1
Silicon	Dissolved	mg/L	3.59	4.06	4.79	0.05
Sodium	Dissolved	mg/L	1.3	1.2	1.6	0.1
Bicarbonate		mg/L	170	154	95	5
Carbonate		mg/L	<6	<6	<6	6
Hydroxide		mg/L	<5	<5	<5	5
T-Alkalinity	as CaCO3	mg/L	139	126	78	5
Chloride	Dissolved	mg/L	0.10	<0.05	0.09	0.05
Nitrate - N	Dissolved	mg/L	0.16	0.06	0.05	0.01
Nitrite - N	Dissolved	mg/L	<0.01	<0.01	<0.01	0.01
Sulfate (SO4)	Dissolved	mg/L	35.8	17.2	9.1	0.5
Hardness	as CaCO3	mg/L	192	157	94	5

Exova
#104, 19575-55 A Ave.
Surrey, British Columbia
V3S 8P8, Canada

T: +1 (604) 514-3322
F: +1 (604) 514-3323
E: Surrey@exova.com
W: www.exova.com

Exova

Analytical Report

Bill To: J. Gibson & Associates
Report To: J. Gibson & Associates
Box 20913
Whitehorse, YT, Canada
Y1A 6P2
Attn: John Gibson
Sampled By: J.Gibson
Company:

Project:
ID: SRR (Silver Range Res.)
Name: Rebel/Snap/Hammer
Location:
LSD:
P.O.:
Acct code:

Lot ID: **901088**
Control Number: A244835
Date Received: Oct 22, 2012
Date Reported: Oct 26, 2012
Report Number: 1777726

	Reference Number	901088-4	901088-5	901088-6	
	Sample Date	Oct 18, 2012	Oct 18, 2012	Oct 18, 2012	
	Sample Time	NA	NA	NA	
	Sample Location				
	Sample Description	Surface / Snap#1	Surface / Snap#2	Surface / Snap#3	
	Matrix	Water	Water	Water	
Analyte	**Units**	**Results**	**Results**	**Results**	Nominal Detection Limit
Inorganic Nonmetallic Parameters					
Organic Carbon Total Nonpurgeable	mg/L	1.2	0.7	0.6	0.5
Cyanide Total	mg/L	<0.002	<0.002	<0.002	0.002
Phosphorus Total	mg/L	0.003	<0.003	0.003	0.003
Ammonia - N	mg/L	<0.01	0.05	<0.01	.01
Metals Dissolved					
Sulfur Dissolved	mg/L	15.9	20.2	18.4	0.2
Aluminum Dissolved	mg/L	0.007	0.047	0.529	0.005
Antimony Dissolved	mg/L	<0.0002	<0.0002	<0.0002	0.0002
Arsenic Dissolved	mg/L	0.0002	0.0004	<0.0002	0.0002
Barium Dissolved	mg/L	0.019	0.022	0.024	0.001
Beryllium Dissolved	mg/L	<0.00004	0.00033	0.00107	0.00004
Bismuth Dissolved	mg/L	<0.001	<0.001	<0.001	0.001
Boron Dissolved	mg/L	<0.004	<0.004	<0.004	0.004
Cadmium Dissolved	mg/L	0.00004	0.00264	0.00610	0.00001
Chromium Dissolved	mg/L	<0.0004	0.0004	<0.0004	0.0004
Cobalt Dissolved	mg/L	0.00017	0.00020	0.00019	0.00002
Copper Dissolved	mg/L	<0.001	<0.001	0.002	0.001
Lead Dissolved	mg/L	0.0002	0.0008	0.0005	0.0001
Lithium Dissolved	mg/L	0.002	0.004	0.003	0.001
Molybdenum Dissolved	mg/L	0.00029	<0.0001	<0.00010	0.0001
Nickel Dissolved	mg/L	0.002	0.043	0.006	0.001
Selenium Dissolved	mg/L	<0.0006	<0.0006	<0.0006	0.0006
Silver Dissolved	mg/L	<0.00001	<0.00001	<0.00001	0.00001
Titanium Dissolved	mg/L	<0.010	<0.010	<0.010	0.01
Strontium Dissolved	mg/L	0.130	0.127	0.078	0.001
Tellurium Dissolved	mg/L	<0.0001	<0.0001	<0.0001	0.0001
Thallium Dissolved	mg/L	<0.00001	<0.00001	<0.00001	0.00001
Thorium Dissolved	mg/L	<0.0004	<0.0004	<0.0004	0.0004
Tin Dissolved	mg/L	<0.0001	<0.0001	<0.0001	0.0001
Uranium Dissolved	mg/L	0.0024	<0.0004	<0.0004	0.0004
Vanadium Dissolved	mg/L	0.00013	<0.00010	<0.00010	0.0001
Zinc Dissolved	mg/L	0.001	0.389	1.510	0.001
Zirconium Dissolved	mg/L	<0.00010	<0.00010	<0.00010	0.0001
Metals Total					
Mercury Total	mg/L	<0.0001	<0.0001	<0.0001	0.0001
Aluminum Total	mg/L	0.026	0.062	0.974	0.001

Exova
#104, 19575-55 A Ave.
Surrey, British Columbia
V3S 8P8, Canada

T: +1 (604) 514-3322
F: +1 (604) 514-3323
E: Surrey@exova.com
W: www.exova.com

Exova

Analytical Report

Bill To: J. Gibson & Associates
Report To: J. Gibson & Associates
Box 20913
Whitehorse, YT, Canada
Y1A 6P2
Attn: John Gibson
Sampled By: J.Gibson
Company:

Project:
ID: SRR (Silver Range Res.)
Name: Rebel/Snap/Hammer
Location:
LSD:
P.O.:
Acct code:

Lot ID: **901088**
Control Number: A244835
Date Received: Oct 22, 2012
Date Reported: Oct 26, 2012
Report Number: 1777726

			Reference Number	901088-4	901088-5	901088-6	
			Sample Date	Oct 18, 2012	Oct 18, 2012	Oct 18, 2012	
			Sample Time	NA	NA	NA	
			Sample Location				
			Sample Description	Surface / Snap#1	Surface / Snap#2	Surface / Snap#3	
			Matrix	Water	Water	Water	
Analyte		**Units**		**Results**	**Results**	**Results**	Nominal Detection Limit
Metals Total - Continued							
Antimony	Total	mg/L		0.0001	<0.0001	<0.0001	0.0001
Arsenic	Total	mg/L		0.00034	0.00039	0.00038	0.00005
Barium	Total	mg/L		0.0206	0.0235	0.0262	0.00005
Beryllium	Total	mg/L		<0.00005	0.00031	0.00097	0.00005
Bismuth	Total	mg/L		<0.0001	<0.0001	<0.0001	0.0001
Boron	Total	mg/L		<0.002	<0.002	<0.002	.002
Cadmium	Total	mg/L		0.00004	0.00278	0.00663	0.00001
Calcium	Total	mg/L		33.4	22.0	16.0	0.05
Chromium	Total	mg/L		<0.0005	<0.0005	<0.0005	0.0005
Cobalt	Total	mg/L		<0.0001	0.0001	<0.0001	0.0001
Copper	Total	mg/L		0.0005	0.0012	0.0033	0.0001
Iron	Total	mg/L		0.220	0.024	0.085	0.002
Lead	Total	mg/L		<0.0001	0.0008	0.0004	0.0001
Lithium	Total	mg/L		0.0014	0.0030	0.0026	0.0005
Magnesium	Total	mg/L		3.18	4.82	3.07	0.04
Manganese	Total	mg/L		0.0180	0.0325	0.834	0.0002
Molybdenum	Total	mg/L		0.00043	0.00009	<0.00005	0.00005
Nickel	Total	mg/L		0.0008	0.0441	0.0050	0.0002
Potassium	Total	mg/L		0.8	0.8	0.4	0.1
Selenium	Total	mg/L		0.0003	0.0002	0.0005	0.0001
Silicon	Total	mg/L		4.19	4.10	6.02	0.02
Silver	Total	mg/L		<0.00001	<0.00001	<0.00001	0.00001
Sodium	Total	mg/L		1.8	2.1	1.9	0.1
Strontium	Total	mg/L		0.135	0.133	0.0817	0.0001
Thallium	Total	mg/L		<0.00001	<0.00001	<0.00001	0.00001
Thorium	Total	mg/L		<0.00001	<0.00001	<0.00001	0.00001
Tin	Total	mg/L		0.0004	0.0004	0.0003	0.0001
Titanium	Total	mg/L		0.0007	<0.0005	0.0005	0.0005
Uranium	Total	mg/L		0.00276	0.00016	0.00043	0.00001
Vanadium	Total	mg/L		0.0001	<0.0001	<0.0001	0.0001
Zinc	Total	mg/L		0.0012	0.394	1.44	0.0005
Zirconium	Total	mg/L		<0.0005	<0.0005	<0.0005	0.0005
Physical and Aggregate Properties							
Solids	Total Suspended	mg/L		<2	<2	<2	2
Solids	Total Dissolved	mg/L		112	96	88	5

Exova
#104, 19575-55 A Ave.
Surrey, British Columbia
V3S 8P8, Canada

T: +1 (604) 514-3322
F: +1 (604) 514-3323
E: Surrey@exova.com
W: www.exova.com

Exova

Analytical Report

Bill To: J. Gibson & Associates
Report To: J. Gibson & Associates
Box 20913
Whitehorse, YT, Canada
Y1A 6P2
Attn: John Gibson
Sampled By: J.Gibson
Company:

Project:
ID: SRR (Silver Range Res.)
Name: Rebel/Snap/Hammer
Location:
LSD:
P.O.:
Acct code:

Lot ID: **901088**
Control Number: A244835
Date Received: Oct 22, 2012
Date Reported: Oct 26, 2012
Report Number: 1777726

		Reference Number	901088-4	901088-5	901088-6	
		Sample Date	Oct 18, 2012	Oct 18, 2012	Oct 18, 2012	
		Sample Time	NA	NA	NA	
		Sample Location				
		Sample Description	Surface / Snap#1	Surface / Snap#2	Surface / Snap#3	
		Matrix	Water	Water	Water	
Analyte		**Units**	**Results**	**Results**	**Results**	Nominal Detection Limit
Routine Water						
pH	at 25 °C		7.41	6.74	5.34	
Electrical Conductivity		µS/cm at 25 C	177	157	127	1
Calcium	Dissolved	mg/L	34.2	23.3	17.1	0.1
Iron	Dissolved	mg/L	0.103	0.028	0.037	0.005
Magnesium	Dissolved	mg/L	3.20	5.12	3.25	0.1
Manganese	Dissolved	mg/L	0.014	0.031	0.902	0.001
Potassium	Dissolved	mg/L	0.7	0.7	0.4	0.1
Silicon	Dissolved	mg/L	3.83	3.86	5.64	0.05
Sodium	Dissolved	mg/L	1.6	2.0	1.9	0.1
Bicarbonate		mg/L	53	13	<5	5
Carbonate		mg/L	<6	<6	<6	6
Hydroxide		mg/L	<5	<5	<5	5
T-Alkalinity	as CaCO3	mg/L	43	10	<5	5
Chloride	Dissolved	mg/L	0.09	<0.05	<0.05	0.05
Nitrate - N	Dissolved	mg/L	0.06	0.09	0.02	0.01
Nitrite - N	Dissolved	mg/L	<0.01	<0.01	<0.01	0.01
Sulfate (SO4)	Dissolved	mg/L	48.3	61.6	54.1	0.5
Hardness	as CaCO3	mg/L	99	79	56	5

Exova
#104, 19575-55 A Ave.
Surrey, British Columbia
V3S 8P8, Canada

T: +1 (604) 514-3322
F: +1 (604) 514-3323
E: Surrey@exova.com
W: www.exova.com

Exova

Analytical Report

Bill To: J. Gibson & Associates
Report To: J. Gibson & Associates
Box 20913
Whitehorse, YT, Canada
Y1A 6P2
Attn: John Gibson
Sampled By: J.Gibson
Company:

Project:
ID: SRR (Silver Range Res.)
Name: Rebel/Snap/Hammer
Location:
LSD:
P.O.:
Acct code:

Lot ID: **901088**
Control Number: A244835
Date Received: Oct 22, 2012
Date Reported: Oct 26, 2012
Report Number: 1777726

			Reference Number	901088-7	901088-8	901088-9	
			Sample Date	Oct 18, 2012	Oct 18, 2012	Oct 18, 2012	
			Sample Time	NA	NA	NA	
			Sample Location				
			Sample Description	Surface / Snap#4	Surface / Snap#3 Duplicate	Surface / Ham#1	
			Matrix	Water	Water	Water	
Analyte		**Units**		**Results**	**Results**	**Results**	Nominal Detection Limit
Metals Total							
Mercury	Total	mg/L		<0.0001	<0.0001	<0.0001	0.0001
Aluminum	Total	mg/L		0.063	0.978	0.016	0.001
Antimony	Total	mg/L		<0.0001	<0.0001	<0.0001	0.0001
Arsenic	Total	mg/L		0.00094	0.00042	0.00489	0.00005
Barium	Total	mg/L		0.0247	0.0256	0.146	0.00005
Beryllium	Total	mg/L		0.00020	0.00115	<0.00005	0.00005
Bismuth	Total	mg/L		<0.0001	<0.0001	<0.0001	0.0001
Boron	Total	mg/L		<0.002	<0.002	0.003	.002
Cadmium	Total	mg/L		0.00215	0.00654	0.00003	0.00001
Calcium	Total	mg/L		20.7	15.9	42.9	0.05
Chromium	Total	mg/L		<0.0005	<0.0005	<0.0005	0.0005
Cobalt	Total	mg/L		0.0002	<0.0001	<0.0001	0.0001
Copper	Total	mg/L		0.0009	0.0033	0.0004	0.0001
Iron	Total	mg/L		0.329	0.088	0.486	0.002
Lead	Total	mg/L		0.0024	0.0005	<0.0001	0.0001
Lithium	Total	mg/L		0.0027	0.0025	0.0039	0.0005
Magnesium	Total	mg/L		4.44	3.02	10.2	0.04
Manganese	Total	mg/L		0.0476	0.835	0.0568	0.0002
Molybdenum	Total	mg/L		0.00008	<0.00005	0.00114	0.00005
Nickel	Total	mg/L		0.0276	0.0050	0.0003	0.0002
Potassium	Total	mg/L		0.7	0.5	0.9	0.1
Selenium	Total	mg/L		0.0001	0.0005	0.0007	0.0001
Silicon	Total	mg/L		4.29	5.92	5.89	0.02
Silver	Total	mg/L		<0.00001	<0.00001	<0.00001	0.00001
Sodium	Total	mg/L		2.0	1.9	2.6	0.1
Strontium	Total	mg/L		0.119	0.0802	0.178	0.0001
Thallium	Total	mg/L		<0.00001	<0.00001	<0.00001	0.00001
Thorium	Total	mg/L		0.00002	<0.00001	<0.00001	0.00001
Tin	Total	mg/L		0.0004	0.0003	0.0003	0.0001
Titanium	Total	mg/L		0.0025	0.0006	<0.0005	0.0005
Uranium	Total	mg/L		0.00030	0.00043	0.00278	0.00001
Vanadium	Total	mg/L		0.0002	<0.0001	0.0001	0.0001
Zinc	Total	mg/L		0.379	1.45	0.0016	0.0005
Zirconium	Total	mg/L		<0.0005	<0.0005	<0.0005	0.0005

Exova
#104, 19575-55 A Ave.
Surrey, British Columbia
V3S 8P8, Canada

T: +1 (604) 514-3322
F: +1 (604) 514-3323
E: Surrey@exova.com
W: www.exova.com

Exova

Analytical Report

Bill To: J. Gibson & Associates
Report To: J. Gibson & Associates
Box 20913
Whitehorse, YT, Canada
Y1A 6P2
Attn: John Gibson
Sampled By: J.Gibson
Company:

Project:
ID: SRR (Silver Range Res.)
Name: Rebel/Snap/Hammer
Location:
LSD:
P.O.:
Acct code:

Lot ID: **901088**
Control Number: A244835
Date Received: Oct 22, 2012
Date Reported: Oct 26, 2012
Report Number: 1777726

			Reference Number	901088-7	901088-9	901088-10	
			Sample Date	Oct 18, 2012	Oct 18, 2012	Oct 18, 2012	
			Sample Time	NA	NA	NA	
			Sample Location				
			Sample Description	Surface / Snap#4	Surface / Ham#1	Surface / Ham#2	
			Matrix	Water	Water	Water	
Analyte		**Units**		**Results**	**Results**	**Results**	Nominal Detection Limit
Inorganic Nonmetallic Parameters							
Organic Carbon	Total Nonpurgeable	mg/L		0.7	2.4	2.0	0.5
Cyanide	Total	mg/L		<0.002	<0.002	0.002	0.002
Phosphorus	Total	mg/L		0.007	0.030	0.010	0.003
Ammonia - N		mg/L		0.08	<0.01	<0.01	.01
Metals Dissolved							
Sulfur	Dissolved	mg/L		18.2	2.9	5.0	0.2
Aluminum	Dissolved	mg/L		0.013	0.005	0.006	0.005
Antimony	Dissolved	mg/L		<0.0002	<0.0002	<0.0002	0.0002
Arsenic	Dissolved	mg/L		0.0006	0.0025	0.0005	0.0002
Barium	Dissolved	mg/L		0.022	0.136	0.069	0.001
Beryllium	Dissolved	mg/L		0.00022	<0.00004	<0.00004	0.00004
Bismuth	Dissolved	mg/L		<0.001	<0.001	<0.001	0.001
Boron	Dissolved	mg/L		<0.004	<0.004	<0.004	0.004
Cadmium	Dissolved	mg/L		0.00200	0.00002	0.00002	0.00001
Chromium	Dissolved	mg/L		<0.0004	0.0008	0.0010	0.0004
Cobalt	Dissolved	mg/L		0.00021	0.00013	0.00014	0.00002
Copper	Dissolved	mg/L		<0.001	<0.001	<0.001	0.001
Lead	Dissolved	mg/L		0.0006	0.0002	0.0002	0.0001
Lithium	Dissolved	mg/L		0.003	0.005	0.002	0.001
Molybdenum	Dissolved	mg/L		<0.00010	0.00088	0.00052	0.0001
Nickel	Dissolved	mg/L		0.028	0.002	0.001	0.001
Selenium	Dissolved	mg/L		<0.0006	0.0007	<0.0006	0.0006
Silver	Dissolved	mg/L		<0.00001	<0.00001	<0.00001	0.00001
Titanium	Dissolved	mg/L		<0.010	<0.010	<0.010	0.01
Strontium	Dissolved	mg/L		0.115	0.172	0.108	0.001
Tellurium	Dissolved	mg/L		<0.0001	<0.0001	<0.0001	0.0001
Thallium	Dissolved	mg/L		<0.00001	<0.00001	<0.00001	0.00001
Thorium	Dissolved	mg/L		<0.0004	<0.0004	<0.0004	0.0004
Tin	Dissolved	mg/L		<0.0001	<0.0001	<0.0001	0.0001
Uranium	Dissolved	mg/L		<0.0004	0.0024	0.0010	0.0004
Vanadium	Dissolved	mg/L		<0.00010	0.00023	0.00028	0.0001
Zinc	Dissolved	mg/L		0.360	0.002	0.002	0.001
Zirconium	Dissolved	mg/L		<0.00010	<0.00010	<0.00010	0.0001
Physical and Aggregate Properties							
Solids	Total Suspended	mg/L		8	<2	<2	2
Solids	Total Dissolved	mg/L		102	150	132	5

Exova
#104, 19575-55 A Ave.
Surrey, British Columbia
V3S 8P8, Canada

T: +1 (604) 514-3322
F: +1 (604) 514-3323
E: Surrey@exova.com
W: www.exova.com

Exova

Analytical Report

Bill To:	J. Gibson & Associates	Project:		Lot ID:	**901088**
Report To:	J. Gibson & Associates Box 20913 Whitehorse, YT, Canada Y1A 6P2	ID:	SRR (Silver Range Res.)	Control Number:	A244835
		Name:	Rebel/Snap/Hammer	Date Received:	Oct 22, 2012
		Location:		Date Reported:	Oct 26, 2012
		LSD:		Report Number:	1777726
Attn:	John Gibson	P.O.:			
Sampled By:	J.Gibson	Acct code:			
Company:					

		Reference Number	901088-7	901088-9	901088-10	
		Sample Date	Oct 18, 2012	Oct 18, 2012	Oct 18, 2012	
		Sample Time	NA	NA	NA	
		Sample Location				
		Sample Description	Surface / Snap#4	Surface / Ham#1	Surface / Ham#2	
		Matrix	Water	Water	Water	
Analyte		**Units**	**Results**	**Results**	**Results**	Nominal Detection Limit
Routine Water						
pH	at 25 °C		6.55	7.28	7.52	
Electrical Conductivity		µS/cm at 25 C	145	245	229	1
Calcium	Dissolved	mg/L	21.8	45.7	40.4	0.1
Iron	Dissolved	mg/L	0.174	0.097	0.150	0.005
Magnesium	Dissolved	mg/L	4.58	10.8	11.5	0.1
Manganese	Dissolved	mg/L	0.048	0.020	0.024	0.001
Potassium	Dissolved	mg/L	0.7	0.9	0.4	0.1
Silicon	Dissolved	mg/L	3.99	5.56	3.96	0.05
Sodium	Dissolved	mg/L	1.9	2.5	1.5	0.1
Bicarbonate		mg/L	15	167	145	5
Carbonate		mg/L	<6	<6	<6	6
Hydroxide		mg/L	<5	<5	<5	5
T-Alkalinity	as CaCO3	mg/L	12	137	119	5
Chloride	Dissolved	mg/L	0.08	0.10	0.90	0.05
Nitrate - N	Dissolved	mg/L	0.08	0.01	0.09	0.01
Nitrite - N	Dissolved	mg/L	<0.01	<0.01	<0.01	0.01
Sulfate (SO4)	Dissolved	mg/L	54.5	8.1	14.8	0.5
Hardness	as CaCO3	mg/L	73	159	148	5

Exova
#104, 19575-55 A Ave.
Surrey, British Columbia
V3S 8P8, Canada

T: +1 (604) 514-3322
F: +1 (604) 514-3323
E: Surrey@exova.com
W: www.exova.com

Exova

Analytical Report

Bill To: J. Gibson & Associates
Report To: J. Gibson & Associates
Box 20913
Whitehorse, YT, Canada
Y1A 6P2
Attn: John Gibson
Sampled By: J.Gibson
Company:

Project:
ID: SRR (Silver Range Res.)
Name: Rebel/Snap/Hammer
Location:
LSD:
P.O.:
Acct code:

Lot ID: **901088**
Control Number: A244835
Date Received: Oct 22, 2012
Date Reported: Oct 26, 2012
Report Number: 1777726

			Reference Number	901088-10	901088-11	901088-12	
			Sample Date	Oct 18, 2012	Oct 18, 2012	Oct 18, 2012	
			Sample Time	NA	NA	NA	
			Sample Location				
			Sample Description	Surface / Ham#2	Surface / Ham#3	Surface / Ham#4	
			Matrix	Water	Water	Water	
Analyte		**Units**		**Results**	**Results**	**Results**	Nominal Detection Limit
Metals Total							
Mercury	Total	mg/L		<0.0001	<0.0001	<0.0001	0.0001
Aluminum	Total	mg/L		0.015	0.077	0.054	0.001
Antimony	Total	mg/L		0.0001	<0.0001	<0.0001	0.0001
Arsenic	Total	mg/L		0.00075	0.00028	0.00036	0.00005
Barium	Total	mg/L		0.0738	0.0609	0.0209	0.00005
Beryllium	Total	mg/L		<0.00005	<0.00005	<0.00005	0.00005
Bismuth	Total	mg/L		0.0001	<0.0001	<0.0001	0.0001
Boron	Total	mg/L		0.003	<0.002	<0.002	.002
Cadmium	Total	mg/L		0.00003	0.00002	<0.00001	0.00001
Calcium	Total	mg/L		37.4	37.6	7.33	0.05
Chromium	Total	mg/L		<0.0005	<0.0005	<0.0005	0.0005
Cobalt	Total	mg/L		<0.0001	<0.0001	<0.0001	0.0001
Copper	Total	mg/L		0.0006	0.0006	0.0005	0.0001
Iron	Total	mg/L		0.269	0.207	0.129	0.002
Lead	Total	mg/L		<0.0001	0.0002	0.0001	0.0001
Lithium	Total	mg/L		0.0018	0.0018	0.0009	0.0005
Magnesium	Total	mg/L		10.7	11.1	1.09	0.04
Manganese	Total	mg/L		0.0279	0.0155	0.0050	0.0002
Molybdenum	Total	mg/L		0.00121	0.00077	0.00015	0.00005
Nickel	Total	mg/L		0.0004	0.0003	<0.0002	0.0002
Potassium	Total	mg/L		0.4	0.4	0.3	0.1
Selenium	Total	mg/L		0.0005	0.0007	<0.0001	0.0001
Silicon	Total	mg/L		4.16	4.03	4.76	0.02
Silver	Total	mg/L		0.00002	<0.00001	<0.00001	0.00001
Sodium	Total	mg/L		1.5	1.2	1.7	0.1
Strontium	Total	mg/L		0.111	0.104	0.0339	0.0001
Thallium	Total	mg/L		0.00004	<0.00001	<0.00001	0.00001
Thorium	Total	mg/L		0.00012	0.00005	0.00002	0.00001
Tin	Total	mg/L		0.0005	0.0004	0.0005	0.0001
Titanium	Total	mg/L		<0.0005	0.0028	0.0014	0.0005
Uranium	Total	mg/L		0.00130	0.00144	0.00033	0.00001
Vanadium	Total	mg/L		0.0002	0.0004	0.0002	0.0001
Zinc	Total	mg/L		0.0022	0.0019	0.0010	0.0005
Zirconium	Total	mg/L		<0.0005	<0.0005	<0.0005	0.0005

Exova
#104, 19575-55 A Ave.
Surrey, British Columbia
V3S 8P8, Canada

T: +1 (604) 514-3322
F: +1 (604) 514-3323
E: Surrey@exova.com
W: www.exova.com

Exova

Analytical Report

Bill To: J. Gibson & Associates
Report To: J. Gibson & Associates
Box 20913
Whitehorse, YT, Canada
Y1A 6P2
Attn: John Gibson
Sampled By: J.Gibson
Company:

Project:
ID: SRR (Silver Range Res.)
Name: Rebel/Snap/Hammer
Location:
LSD:
P.O.:
Acct code:

Lot ID: **901088**
Control Number: A244835
Date Received: Oct 22, 2012
Date Reported: Oct 26, 2012
Report Number: 1777726

	Reference Number	901088-11	901088-12		
	Sample Date	Oct 18, 2012	Oct 18, 2012		
	Sample Time	NA	NA		
	Sample Location				
	Sample Description	Surface / Ham#3	Surface / Ham#4		
	Matrix	Water	Water		
Analyte		**Units**	**Results**	**Results**	**Results**	Nominal Detection Limit
Inorganic Nonmetallic Parameters						
Organic Carbon	Total Nonpurgeable	mg/L	1.3	1.6		0.5
Cyanide	Total	mg/L	<0.002	<0.002		0.002
Phosphorus	Total	mg/L	0.007	0.008		0.003
Ammonia - N		mg/L	<0.01	<0.01		.01
Metals Dissolved						
Sulfur	Dissolved	mg/L	5.6	1.2		0.2
Aluminum	Dissolved	mg/L	0.006	0.015		0.005
Antimony	Dissolved	mg/L	<0.0002	<0.0002		0.0002
Arsenic	Dissolved	mg/L	0.0002	0.0004		0.0002
Barium	Dissolved	mg/L	0.055	0.018		0.001
Beryllium	Dissolved	mg/L	<0.00004	<0.00004		0.00004
Bismuth	Dissolved	mg/L	<0.001	<0.001		0.001
Boron	Dissolved	mg/L	<0.004	<0.004		0.004
Cadmium	Dissolved	mg/L	0.00002	0.00001		0.00001
Chromium	Dissolved	mg/L	0.0009	<0.0004		0.0004
Cobalt	Dissolved	mg/L	0.00012	0.00005		0.00002
Copper	Dissolved	mg/L	<0.001	<0.001		0.001
Lead	Dissolved	mg/L	0.0001	0.0010		0.0001
Lithium	Dissolved	mg/L	0.002	0.001		0.001
Molybdenum	Dissolved	mg/L	0.00050	<0.00010		0.0001
Nickel	Dissolved	mg/L	0.002	<0.001		0.001
Selenium	Dissolved	mg/L	<0.0006	<0.0006		0.0006
Silver	Dissolved	mg/L	<0.00001	<0.00001		0.00001
Titanium	Dissolved	mg/L	<0.010	<0.010		0.01
Strontium	Dissolved	mg/L	0.097	0.032		0.001
Tellurium	Dissolved	mg/L	<0.0001	<0.0001		0.0001
Thallium	Dissolved	mg/L	<0.00001	<0.00001		0.00001
Thorium	Dissolved	mg/L	<0.0004	<0.0004		0.0004
Tin	Dissolved	mg/L	<0.0001	<0.0001		0.0001
Uranium	Dissolved	mg/L	0.0012	<0.0004		0.0004
Vanadium	Dissolved	mg/L	0.00027	0.00013		0.0001
Zinc	Dissolved	mg/L	0.014	0.001		0.001
Zirconium	Dissolved	mg/L	<0.00010	<0.00010		0.0001
Physical and Aggregate Properties						
Solids	Total Suspended	mg/L	6	3		2
Solids	Total Dissolved	mg/L	132	26		5

Exova
#104, 19575-55 A Ave.
Surrey, British Columbia
V3S 8P8, Canada

T: +1 (604) 514-3322
F: +1 (604) 514-3323
E: Surrey@exova.com
W: www.exova.com

Exova

Analytical Report

Bill To: J. Gibson & Associates
Report To: J. Gibson & Associates
Box 20913
Whitehorse, YT, Canada
Y1A 6P2
Attn: John Gibson
Sampled By: J.Gibson
Company:

Project:
ID: SRR (Silver Range Res.)
Name: Rebel/Snap/Hammer
Location:
LSD:
P.O.:
Acct code:

Lot ID: **901088**
Control Number: A244835
Date Received: Oct 22, 2012
Date Reported: Oct 26, 2012
Report Number: 1777726

		Reference Number	901088-11	901088-12		
		Sample Date	Oct 18, 2012	Oct 18, 2012		
		Sample Time	NA	NA		
		Sample Location				
		Sample Description	Surface / Ham#3	Surface / Ham#4		
		Matrix	Water	Water		
Analyte		**Units**	**Results**	**Results**	**Results**	Nominal Detection Limit
Routine Water						
pH	at 25 °C		7.78	7.12		
Electrical Conductivity		µS/cm at 25 C	226	46		1
Calcium	Dissolved	mg/L	40.4	7.45		0.1
Iron	Dissolved	mg/L	0.031	0.028		0.005
Magnesium	Dissolved	mg/L	12.0	1.06		0.1
Manganese	Dissolved	mg/L	0.004	0.001		0.001
Potassium	Dissolved	mg/L	0.4	0.2		0.1
Silicon	Dissolved	mg/L	3.79	4.46		0.05
Sodium	Dissolved	mg/L	1.2	1.6		0.1
Bicarbonate		mg/L	143	26		5
Carbonate		mg/L	<6	<6		6
Hydroxide		mg/L	<5	<5		5
T-Alkalinity	as CaCO3	mg/L	117	21		5
Chloride	Dissolved	mg/L	0.10	0.08		0.05
Nitrate - N	Dissolved	mg/L	0.11	0.04		0.01
Nitrite - N	Dissolved	mg/L	<0.01	<0.01		0.01
Sulfate (SO4)	Dissolved	mg/L	16.4	3.5		0.5
Hardness	as CaCO3	mg/L	150	23		5

Approved by:

Mathieu Simoneau
Operations Manager

Exova
#104, 19575-55 A Ave.
Surrey, British Columbia
V3S 8P8, Canada

T: +1 (604) 514-3322
F: +1 (604) 514-3323
E: Surrey@exova.com
W: www.exova.com

Methodology and Notes

Bill To:	J. Gibson & Associates	Project:		Lot ID:	**901088**
Report To:	J. Gibson & Associates	ID:	SRR (Silver Range Res.)	Control Number:	A244835
	Box 20913	Name:	Rebel/Snap/Hammer	Date Received:	Oct 22, 2012
	Whitehorse, YT, Canada	Location:		Date Reported:	Oct 26, 2012
	Y1A 6P2	LSD:		Report Number:	1777726
Attn:	John Gibson	P.O.:			
Sampled By:	J.Gibson	Acct code:			
Company:					

Method of Analysis

Method Name	Reference	Method	Date Analysis Started	Location
Alk, pH, EC, Turb in water (Surrey)	APHA	* Alkalinity - Titration Method, 2320 B	22-Oct-12	Exova Surrey
Alk, pH, EC, Turb in water (Surrey)	APHA	* Conductivity, 2510 B	22-Oct-12	Exova Surrey
Alk, pH, EC, Turb in water (Surrey)	APHA	* pH - Electrometric Method, 4500-H+ B	22-Oct-12	Exova Surrey
Ammonia-N in Water (Surrey)	APHA	* Flow Injection Analysis, 4500-NH3 H	23-Oct-12	Exova Surrey
Anions by IEC in water (Surrey)	APHA	* Ion Chromatography with Chemical Suppression of Eluent Cond., 4110 B	23-Oct-12	Exova Surrey
BC ICP-MS Total Metals in Water	US EPA	* Determination of Trace Elements in Waters and Wastes by ICP-MS, 200.8	24-Oct-12	Exova Edmonton
BC Trace Total Metals in Water	APHA	* Inductively Coupled Plasma (ICP) Method, 3120 B	24-Oct-12	Exova Edmonton
Carbon Organic (Total) in water (TOC)	APHA	High-Temperature Combustion Method, 5310 B	24-Oct-12	Exova Edmonton
Cyanide (Total) in water	US EPA	* US EPA method, 335.3	24-Oct-12	Exova Edmonton
Mercury (Total) in water	US EPA	* Determination of Hg in Sediment by Cold Vapor Atomic Absorption Spec, 245.5	24-Oct-12	Exova Edmonton
Metals SemiTrace (Dissolved) in water (Surrey)	US EPA	* Metals & Trace Elements by ICP-AES, 6010C	22-Oct-12	Exova Surrey
Phosphorus - total (low level) - Surrey	APHA	* Preliminary Acid Hydrolysis, Ascorbic Acid Reduction Method, 4500-P B,E	23-Oct-12	Exova Surrey
Solids Dissolved (Total, Fixed and Volatile) - Surrey	APHA	* Total Dissolved Solids Dried at 180 C, 2540 C	24-Oct-12	Exova Surrey
Solids Suspended (Total, Fixed and Volatile)	APHA	* Total Suspended Solids Dried at 103-105'C, 2540 D	24-Oct-12	Exova Surrey
Trace Metals (dissolved) in Water (Surrey)	US EPA	* Determination of Trace Elements in Waters and Wastes by ICP-MS, 200.8	22-Oct-12	Exova Surrey
Trace Metals (dissolved) in Water (Surrey)	US EPA	* Metals & Trace Elements by ICP-AES, 6010C	22-Oct-12	Exova Surrey

** Reference Method Modified*

References

APHA	Standard Methods for the Examination of Water and Wastewater
US EPA	US Environmental Protection Agency Test Methods

Comments:

- Analysis was performed on samples 901088-1 to 7 and 9 to 12 that exceeded the recommended holding time for Total Phosphorus analysis.
- pH analysis was performed past the recommended holding time of 15 minutes from sample collection.

Exova
#104, 19575-55 A Ave.
Surrey, British Columbia
V3S 8P8, Canada

T: +1 (604) 514-3322
F: +1 (604) 514-3323
E: Surrey@exova.com
W: www.exova.com

Methodology and Notes

Bill To:	J. Gibson & Associates	Project:		Lot ID:	**901088**
Report To:	J. Gibson & Associates	ID:	SRR (Silver Range Res.)	Control Number:	A244835
	Box 20913	Name:	Rebel/Snap/Hammer	Date Received:	Oct 22, 2012
	Whitehorse, YT, Canada	Location:		Date Reported:	Oct 26, 2012
	Y1A 6P2	LSD:		Report Number:	1777726
Attn:	John Gibson	P.O.:			
Sampled By:	J.Gibson	Acct code:			
Company:					

Please direct any inquiries regarding this report to our Client Services group.
Results relate only to samples as submitted.
The test report shall not be reproduced except in full, without the written approval of the laboratory.

Terms and Conditions: www.exova.ca/terms&conditions

APPENDIX 2

Flow Volume Calculations

OCTOBER 2012

Stage Discharge Calculations

Project: **Silver Range - Rebel Claims** **Date:** **18-Oct-12**

Site: **Rebel #1**

Point *(m)*	Depth *(meters)*	Width *(meters)*	Velocity *(m/sec)*	Area *(m sq)*	Volume *(cms)*
5.9	0	0.15	0	0	0.000
6.2	0.12	0.3	0.148	0.036	0.005
6.5	0.21	0.3	0.339	0.063	0.021
6.8	0.2	0.3	0.35	0.06	0.021
7.1	0.22	0.3	0.091	0.066	0.006
7.4	0.28	0.3	0.472	0.084	0.040
7.7	0.2	0.3	0.078	0.06	0.005
8	0.26	0.3	0.308	0.078	0.024
8.3	0.31	0.3	0.217	0.093	0.020
8.6	0.22	0.3	0.217	0.066	0.014
8.9	0.33	0.3	0.266	0.099	0.026
9.2	0.3	0.3	0.315	0.09	0.028
9.5	0.33	0.3	0.277	0.099	0.027
9.8	0.32	0.3	0.196	0.096	0.019
10.1	0.32	0.3	0.323	0.096	0.031
10.4	0.34	0.3	0	0.102	0.000
10.7	0.33	0.3	0	0.099	0.000
11	0.22	0.3	0.212	0.066	0.014
11.3	0.1	0.35	0.315	0.035	0.011
11.7	0	0.2	0	0.000	0.0000
5.8		5.8			**0.3135**

All velocity readings at 0.6 depth

No Staff Gauge

Data logger reading: No logger

Channel under ice? Partial ice cover with minor anchor ice

Method: Price Velocity meter/ TS Wading Rod

Measurement By: R.Gibson

Stage Discharge Calculations

Project: Silver Range - Rebel Claims **Date:** Oct 18,2012

Site: Rebel #2

Point (m)	Depth (meters)	Width (meters)	Velocity (m/sec)	Area (m sq)	Volume (cms)
1.3	0	0.05	0	0	0.000
1.4	0.06	0.1	0	0.006	0.000
1.5	0.06	0.1	0.254	0.006	0.002
1.6	0.06	0.1	0.136	0.006	0.001
1.7	0.08	0.1	0.035	0.008	0.000
1.8	0.1	0.1	0.266	0.01	0.003
1.9	0.1	0.1	0.331	0.01	0.003
2	0.08	0.1	0.483	0.008	0.004
2.1	0.12	0.1	0.254	0.012	0.003
2.2	0.1	0.1	0.136	0.01	0.001
2.3	0.08	0.1	0.142	0.008	0.001
2.4	0	0.05	0	0	0.000
1.1		1.1			**0.0180**

All velocity readings at 0.6 depth

No Staff Gauge

Data logger reading: No logger

Channel under ice?Y Partial ice cover / no anchor ice

Method: Price Velocity meter/ TS Wading Rod

Measurement By: R.Gibson

Stage Discharge Calculations

Project: **Silver Range - Rebel Claims** **Date:** **Oct 18,2012**

Site: **Rebel #3**

Point *(m)*	**Depth** *(meters)*	**Width** *(meters)*	**Velocity** *(m/sec)*	**Area** *(m sq)*	**Volume** *(cms)*
3.9	0	0.1	0	0	0.000
4.1	0.08	0.2	0.66	0.016	0.011
4.3	0.12	0.2	0.66	0.024	0.016
4.5	0.18	0.2	0.483	0.036	0.017
4.7	0.1	0.2	0.301	0.02	0.006
4.9	0.1	0.2	0.564	0.02	0.011
5.1	0.1	0.2	0.277	0.02	0.006
5.3	0.1	0.2	0.601	0.02	0.012
5.5	0.2	0.2	0.158	0.04	0.006
5.7	0.18	0.2	0.576	0.036	0.021
5.9	0	0.1	0	0	0.000
2		2			**0.1057**

All velocity readings at 0.6 depth

No Staff Gauge

Data logger reading: No logger

Channel under ice?Y Partial ice cover / no anchor ice

Method: Price Velocity meter/ TS Wading Rod

Measurement By: R.Gibson

Stage Discharge Calculations

Project: Silver Range - SNAP Claims **Date:** 18-Oct-12

Site: SNAP #1

Point *(m)*	Depth *(meters)*	Width *(meters)*	Velocity *(m/sec)*	Area *(m sq)*	Volume *(cms)*
1.19	0	0.055	0	0	0.000
1.3	0.28	0.105	0.248	0.0294	0.007
1.4	0.33	0.1	0.357	0.033	0.012
1.5	0.36	0.1	0.451	0.036	0.016
1.6	0.46	0.1	0.323	0.046	0.015
1.7	0.42	0.1	0.238	0.042	0.010
1.8	0.2	0.1	0.288	0.02	0.006
1.9	0.19	0.11	0.17	0.0209	0.004
2.02	0	0.06	0	0	0.000
0.83		0.83			**0.0695**

All velocity readings at 0.6 depth

No Staff Gauge

Data logger reading: No logger

Channel under ice? Partial ice cover / no anchor ice

Method: Price Velocity meter/ TS Wading Rod

Measurement By: J.Gibson

Stage Discharge Calculations

Project: Silver Range - SNAP Claims **Date:** Oct 18,2012

Site: SNAP#2

Point (m)	Depth (meters)	Width (meters)	Velocity (m/sec)	Area (m sq)	Volume (cms)
3.2	0	0.1	0	0	0.000
3.4	0.06	0.2	0.049	0.012	0.001
3.6	0.1	0.2	0.185	0.02	0.004
3.8	0.13	0.2	0.242	0.026	0.006
4	0.14	0.2	0.217	0.028	0.006
4.2	0.17	0.2	0.282	0.034	0.010
4.4	0.2	0.2	0.295	0.04	0.012
4.6	0.16	0.2	0.301	0.032	0.010
4.8	0.12	0.2	0.344	0.024	0.008
5	0.16	0.2	0.248	0.032	0.008
5.2	0.16	0.2	0.277	0.032	0.009
5.4	0.16	0.2	0.261	0.032	0.008
5.6	0.16	0.2	0.217	0.032	0.007
5.8	0.16	0.2	0.17	0.032	0.005
6.0	0	0.1	0	0	0.000
2.8		2.8			**0.0935**

All velocity readings at 0.6 depth

No Staff Gauge

Data logger reading: No logger

Channel under ice?Y Partial ice cover / no anchor ice

Method: Price Velocity meter/ TS Wading Rod

Measurement By: R.Gibson

Stage Discharge Calculations

Project: **Silver Range - SNAP Claims** **Date:** **Oct 18,2012**

Site: **SNAP#3**

Point *(m)*	**Depth** *(meters)*	**Width** *(meters)*	**Velocity** *(m/sec)*	**Area** *(m sq)*	**Volume** *(cms)*
1.6	0	0.1	0	0	0.000
1.8	0.18	0.2	0	0.036	0.000
2	0.2	0.2	0.226	0.04	0.009
2.2	0.16	0.2	0.415	0.032	0.013
2.4	0.12	0.2	0.363	0.024	0.009
2.6	0.09	0.2	0.604	0.018	0.011
2.8	0.09	0.2	0.339	0.018	0.006
3	0.06	0.2	0.284	0.012	0.003
3.2	0.06	0.2	0.254	0.012	0.003
3.4	0.06	0.2	0.237	0.012	0.003
3.6	0	0.1	0	0	0.000
2		2			**0.0573**

All velocity readings at 0.6 depth

No Staff Gauge

Data logger reading: No logger

Channel under ice?Y Partial ice cover / no anchor ice

Method: Price Velocity meter/ TS Wading Rod

Measurement By: R.Gibson

Stage Discharge Calculations

Project: Silver Range - HAMMER Claims **Date:** Oct 18,2012

Site: HAM #3

Point (m)	Depth (meters)	Width (meters)	Velocity (m/sec)	Area (m sq)	Volume (cms)
5	0	0.1	0	0	0.000
5.2	0.15	0.2	0.166	0.03	0.005
5.4	0.1	0.2	0.041	0.02	0.001
5.6	0.2	0.2	0.108	0.04	0.004
5.8	0.1	0.2	0	0.02	0.000
6	0.07	0.2	0	0.014	0.000
6.2	0.08	0.2	0.357	0.016	0.006
6.4	0.08	0.2	0.083	0.016	0.001
6.6	0.08	0.2	0.155	0.016	0.002
6.8	0.17	0.2	0.277	0.034	0.009
7	0.14	0.2	0.339	0.028	0.009
7.2	0.04	0.2	0.076	0.008	0.001
7.4	0.2	0.2	0.043	0.04	0.002
7.6	0.22	0.2	0.148	0.044	0.007
7.8	0.22	0.2	0	0.044	0.000
8	0.24	0.2	0	0.048	0.000
8.20	0	0.1	0	0	0.000
3.20		3.2			**0.0474**

All velocity readings at 0.6 depth

No Staff Gauge

Data logger reading: No logger

Channel under ice?Y Partial ice cover / no anchor ice

Method: Price Velocity meter/ TS Wading Rod

Measurement By: R.Gibson

Stage Discharge Calculations

Project: Silver Range - HAMMER Claims **Date:** 18-Oct-12

Site: HAM #4

Point (m)	Depth (meters)	Width (meters)	Velocity (m/sec)	Area (m sq)	Volume (cms)
0.8	0	0.05	0	0	0.000
0.9	0.26	0.1	0.266	0.026	0.007
1	0.24	0.1	0.261	0.024	0.006
1.1	0.27	0.1	0.166	0.027	0.004
1.2	0.16	0.1	0.248	0.016	0.004
1.3	0.14	0.1	0.301	0.014	0.004
1.4	0.17	0.1	0.158	0.017	0.003
1.5	0.26	0.1	0.071	0.026	0.002
1.6	0.18	0.1	0.108	0.018	0.002
1.7	0.28	0.1	0.059	0.028	0.002
1.8	0.28	0.1	0.073	0.028	0.002
1.9	0.23	0.1	0.035	0.023	0.001
2	0.3	0.1	0	0.03	0.000
2.1	0.27	0.1	0.189	0.027	0.005
2.2	0.26	0.1	0.192	0.026	0.005
2.3	0	0.05	0	0	0.000
1.5		1.5			**0.0469**

All velocity readings at 0.6 depth

No Staff Gauge

Data logger reading: No logger

Channel under ice? Partial ice cover / no anchor ice

Method: Price Velocity meter/ TS Wading Rod

Measurement By: R.Gibson

Silver Range Resources

KEG CLAIMS

Baseline Water Quality / Hydrology Survey

Environmental Data Update

November and December, 2012

J.Gibson Env. Consulting *Whitehorse, Yukon*

KEG Claims November and December 2012

Silver Range Resources baseline water quality / hydrology surveys of the KEG Claims surface waters continued in November and December 2012 at stations identified for monthly surveillance. Monthly stations are located on surface waters adjacent to the mineralized zone.

Monthly stations are: KEG#1, #2, #3, #4, #5 and #6.

The sites are located in the Anvil Range approximately 30 kilometers north of Faro, Yukon and 15 kilometers north of the former Faro Mine.

The KEG Claims are located on tributaries to the Tay River.

All surface waters are tributaries to the Pelly River.

The KEG exploration project was shut down for the season in September.

The exploration camp and all survey sites were accessed by helicopter.

The baseline survey consisted of water quality samples for routine chemistry, total metals, dissolved metals, total organic carbon, total cyanide and total mercury with field measurements for pH, water temperature and flow volume measurements.

Water level data loggers installed May 2012 at Stations KEG#1 and KEG#11 were removed in October at close of open water season.

Sample Locations

Nine water quality sample sites were established on the KEG Claims during the initial survey in August 2010.
Four sites were added in October 2010 on the eastern limits of the expanded claim block.

All sites are on the attached location map.

Sample Frequency

KEG stations #1, #2, #3, #4, #5, #6 are on a monthly frequency as of November 2012.
All other stations remain on a quarterly sampling frequency.

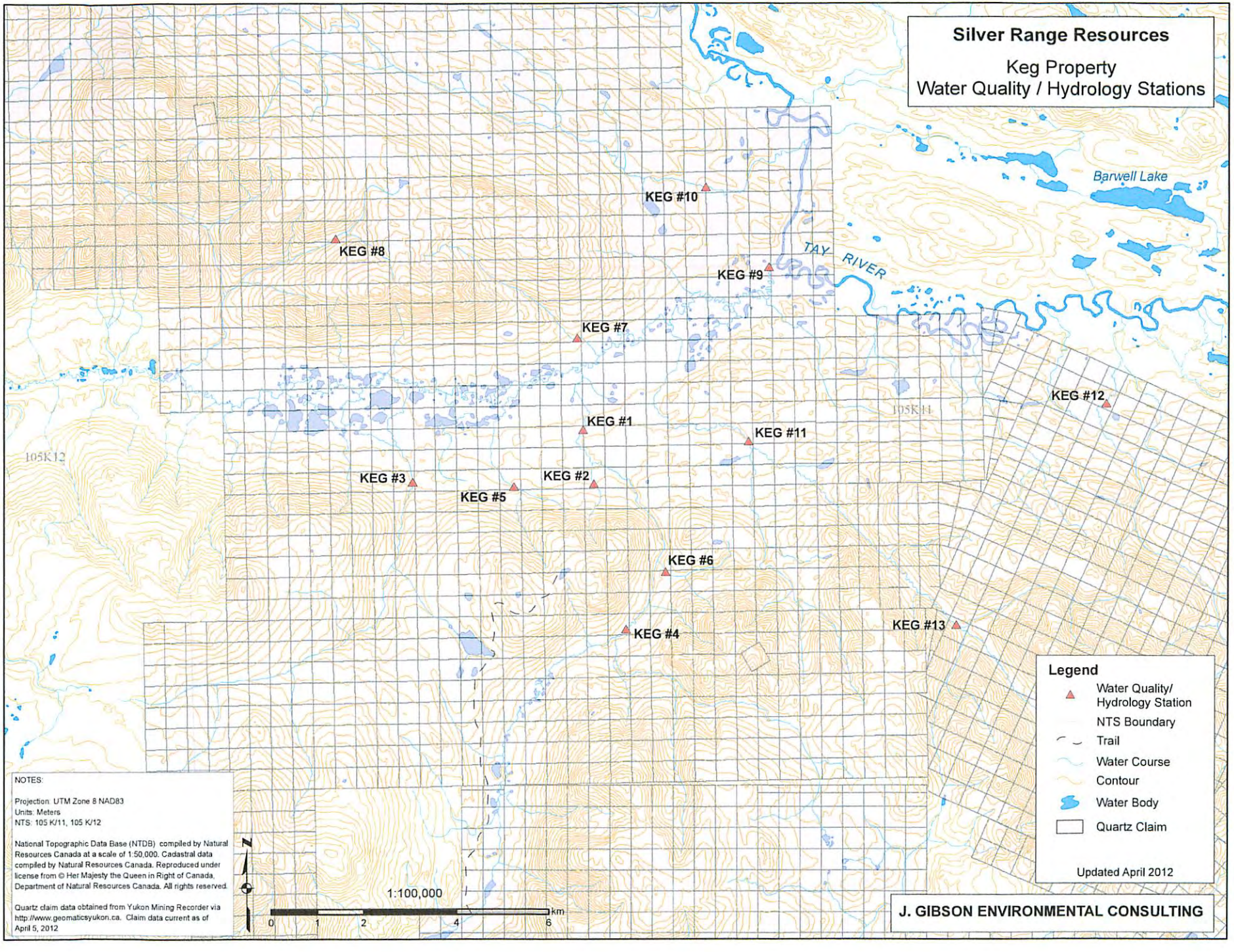
Silver Range Resources
Keg Property
Water Quality / Hydrology Stations
Barwell Lake
TAY RIVER
KEG #1
KEG #2
KEG #3
KEG #4
KEG #5
KEG #6
KEG #7
KEG #8
KEG #9
KEG #10
KEG #11
KEG #12
KEG #13
105K12
105K11
Legend
Water Quality/ Hydrology Station
NTS Boundary
Trail
Water Course
Contour
Water Body
Quartz Claim
Updated April 2012
NOTES:
Projection: UTM Zone 8 NAD83
Units: Meters
NTS: 105 K/11, 105 K/12
National Topographic Data Base (NTDB) compiled by Natural Resources Canada at a scale of 1:50,000. Cadastral data compiled by Natural Resources Canada. Reproduced under license from © Her Majesty the Queen in Right of Canada, Department of Natural Resources Canada. All rights reserved.
Quartz claim data obtained from Yukon Mining Recorder via http://www.geomaticsyukon.ca. Claim data current as of April 5, 2012
N
1:100,000
0 1 2 4 6 km
J. GIBSON ENVIRONMENTAL CONSULTING

KEG Claim sample station designations and coordinates (updated March 2012) are:

Station #	Lat/Long Coordinates	Elevation(m)
KEG #1	62 36 8.26 / 133 19 58.3	787
KEG #2	62 35 29.8 / 133 19 44.2	818
KEG #3	62 35 34.4 / 133 24 18.1	865
KEG #4	62 33 46.9 / 133 19 48	970
KEG #5	62 35 29.3 / 133 21 45.3	833
KEG #6	62 34 26.4 / 133 17 59.1	940
KEG #7	62 37 12.9 / 133 20 43	833
KEG #8	62 38 26.8 / 133 26 5.3	1152
KEG #9	62 37 59.2 / 133 15 9.9	750
KEG #10	62 38 56.3 / 133 16 41.9	850
KEG #11	62 35 57.1 / 133 15 48.3	880
KEG #12	62 36 16.9 / 133 06 45.8	820
KEG #13	62 33 43.7 / 133 10 41.6	1020
*Updated March 2012		

Station coordinates and elevations are for helicopter landing sites. Due to the topography and vegetation it was often necessary to located landing sites up to100 meter distance from sample sites.

Sample Analysis Parameters

All KEG monthly stations were sampled for total metals, dissolved metals and routine chemistry, total organic carbon, total cyanide and total mercury.

Dissolved metals samples were filtered onsite using disposable 60 ml syringes and 0.45 micron filters. New syringes and filters were used for each station.

Total and dissolved metal samples were preserved with nitric acid immediately after sampling.

All samples were stored in coolers, kept at 4 Celsius and shipped by air cargo to the Exova Canada Inc. laboratory in Surrey B.C. for analysis within recommended holding times.

Field measurements for pH and conductivity were taken with an Oakton PCS TestR 35, water temperatures with a digital thermometer.

Flow Volume Measurements

Stream flow volumes were measured in November at KEG #1 and #4, in December at KEG#1 with a Price AA velocity meter and cross sectional area calculations. Both channels had complete ice cover with elevated shelf ice.
On both survey dates, Stations KEG#2 and #5 were dry with ice to the channel base.

KEG #6 flows were estimated at less than 1 liter per second on both survey dates.

A summary of KEG stream flow volumes from 2010 to 2012 are in Table 4.

Stream flow volume data/calculations are attached in Appendix 2.

Keg Weather Station

An Onset/Hobo weather station was installed in November.

Analysis Results

Laboratory analysis and field measurement results are listed in the following tables:

Table 1. November 2012 KEG Monthly Stations Routine Chemistry – laboratory analysis and field measurements

Table 2. November 2012 KEG Monthly Stations Total Metals ICP–MS laboratory analysis results

Table 3. November 2012 KEG Monthly Stations Dissolved Metals ICP–MS laboratory analysis results

Table 4. KEG Stations Flow Volume Summary to December 2012.

Table 5. December 2012 KEG Monthly Stations Routine Chemistry – laboratory analysis and field measurements

Table 6. December 2012 KEG Monthly Stations Total Metals ICP–MS laboratory analysis results

Table 7. December 2012 KEG Monthly Stations Dissolved Metals ICP–MS laboratory analysis results

Listed with the analysis data are the laboratory detection limits for each parameter.

As a guide for reviewing site water quality, the Maximum Acceptable Concentration (MAC) according to ***Canadian Drinking Water Quality*** are listed along with the Aquatic Guidelines for the protection of aquatic life in water with a pH of > 6.5 and a total hardness as CaC03 > 180 mg/L according to ***CCME – Canadian Water Quality Guidelines.***
All water quality ***Guideline*** concentrations are based on total metal values.

All laboratory analysis was done by Exova Canada Inc of Surrey B.C.

Laboratory Analytical Reports are attached in Appendix 1.

Data Summaries for each station are on the attached Excel disc.

Quality Control

There were no quality control samples taken in November or December.

Table 1.Silver Range Resources - KEG Claims November, 2012.
Routine Chemistry and Field Measurement Results

Parameter	Unit	STATIONS KEG #1	KEG #2	KEG #3	KEG #4	KEG #5	KEG #6	KEG #7	Detection Limit	DWQ* G.lines	Aquatic** G.lines
pH (field)	ru	7.8	Dry	8.03	8.10	Dry	7.64	*No*			
pH (lab)	ru	7.86		7.88	7.88		5.87	*Sample*		6.5-8.5	6.5-9
Electrical Conductivity (lab)		391		170	394		451				
Water temperature	C	-0.2		-0.3	0.0		-0.1				
Flow Volume(field)	cms	0.215		nr	0.171		<0.0001				
Organic Carbon Total	mg/L	3.8		3.5	3.5		3.8		0.5		
Cyanide Total	mg/L	<0.002		<0.002	<0.002		<0.002		0.002	0.2	0.005
Phosphorus Total	mg/L	0.005		<0.003	0.02		<0.003		0.003		
Ammonia - N	mg/L	<0.01		0.05	0.07		0.13				1.37-2.2
Nitrate - N	mg/L	0.17		0.07	0.12		<0.01		0.01	10	
Nitrite - N	mg/L	<0.01		<0.01	<0.01		<0.01		0.005	1	0.06
T-Alkalinity	mg/L	147		82	156		16		5		
Chloride	mg/L	0.52		0.26	0.52		<0.05		0.05	<250	
Sulfate (SO4)	mg/L	70.4		9.3	62.2		21.6		0.5		
Hardness	mg CaCO3/L	212		82	211		215		5	<500	
Total Suspended Solids	mg/L	<2		<2	8		12		2		
Total Dissolved Solids	mg/L	278		130	282		372		5	<500	

All results and limits in mg/L unless noted otherwis. Nr = no sample/reading

DWQ* Guidelines are Maximum Acceptable Concentrations according to
Canadian Drinking Water Quality

Aquatic** Guidelines are for protection of aquatic life in waters with pH >6.5 and Hardness as CaC03 >180 mg/L
Canadian Water Quality Guidelines

Table 1. Silver Range Resources - KEG Claims November, 2012.
Routine Chemistry and Field Measurement Results

Parameter	Unit	STATIONS KEG#8	KEG#9	KEG#10	KEG#11	KEG#12	KEG#13	Detection Limit	DWQ* G.lines	Aquatic** G.lines
pH (field)	ru	*No*	*No*	*No*	*No*	*No*	*No*			
pH (lab)	ru	*Sample*	*Sample*	*Sample*	*Sample*	*Sample*	*Sample*		6.5-8.5	6.5-9
Electrical Conductivity (lab)	uS/cm							1		
Water temperature	C									
Flow Volume(field)	cms									
Organic Carbon Total	mg/L							0.5		
Cyanide Total	mg/L							0.002	0.2	0.005
Phosphorus Total	mg/L							0.003		
Ammonia - N	mg/L									1.37-2.2
Nitrate - N	mg/L							0.01	10	
Nitrite - N	mg/L							0.005	1	0.06
T-Alkalinity	mg/L							5		
Chloride	mg/L							0.05	<250	
Sulfate (SO4)	mg/L							0.5		
Hardness	mg CaCO3/L							5	<500	
Total Suspended Solids	mg/L							2		
Total Dissolved Solids	mg/L							5	<500	

All results and limits in mg/L unless noted otherwis. Nr = no sample/reading

DWQ* Guidelines are Maximum Acceptable Concentrations according to

Canadian Drinking Water Quality

Aquatic** Guidelines are for protection of aquatic life in waters with pH >6.5 and Hardness as CaC03 >180 mg/L

Canadian Water Quality Guidelines

Table 2.Silver Range Resources - KEG Claims November, 2012.

Total Metals Analysis Results.

Parameter	Units	KEG #1	KEG #2	KEG #3	KEG #4	KEG #5	KEG #6	KEG #7	Detection Limit	DWQ* G.Lines	Aquatic** G.Lines
Calcium	mg/L	72.8		28.1	72.7		78.2		0.05		
Iron	mg/L	0.267		0.024	0.655		14.3		0.01	0.3	0.3
Magnesium	mg/L	8.82		4.3	9.23		7.57		0.05		
Manganese	mg/L	0.0251		0.0017	0.0613		0.314		0.005	0.05	
Potassium	mg/L	2.6		1	2.9		1.7		0.1		
Silicon	mg/L	6.38		7.29	6.82		5.69		0.05		
Sulfur	mg/L								0.1		
Sodium	mg/L	3.8		3.1	4.1		1.5		0.02	<200	
Titanium	mg/L	0.0044		<0.0005	0.014		<0.0005		0.001		
Aluminum	mg/L	0.08		0.012	0.249		0.569		0.005		0.1
Antimony	mg/L	0.0002		<0.0001	0.0002		0.0003		0.0002	0.006	
Arsenic	mg/L	0.00188		0.00075	0.00221		0.00362		0.0002	0.01	
Barium	mg/L	0.0772		0.0545	0.0903		0.0378		0.001	1	
Beryllium	mg/L	<0.00005		<0.00005	<0.00005		0.00023		0.00004		
Bismuth	mg/L	<0.0001		0.0001	<0.0001		<0.0001		0.001		
Boron	mg/L	0.012		0.005	0.011		0.008		0.004		
Cadmium	mg/L	0.00009		0.00003	0.00009		0.00029		0.00001	0.005	0.0018
Chromium	mg/L	<0.0005		<0.0005	0.001		<0.0005		0.0004	0.05	0.002
Cobalt	mg/L	0.0001		<0.0001	0.0003		0.0093		0.00002		
Copper	mg/L	0.0017		0.0007	0.0019		0.0089		0.001	1	0.004
Lead	mg/L	0.0001		<0.0001	0.0003		<0.0001		0.0001		
Lithium	mg/L	0.0056		0.0094	0.0056		0.0162		0.001		
Molybdenum	mg/L	0.00213		0.0011	0.00238		0.00014		0.0001		
Nickel	mg/L	0.0022		0.0004	0.0016		0.0898		0.001		0.15
Selenium	mg/L	0.0015		0.0002	0.0017		0.0009		0.0006	0.01	0.001
Silver	mg/L	0.00002		0.00002	0.00002		0.00002		0.00001		0.0001
Strontium	mg/L	0.171		0.0907	0.172		0.0822		0.001		
Thallium	mg/L	<0.00001		<0.00001	<0.00001		0.00004		0.00001		
Tin	mg/L	<0.0001		<0.0001	<0.0001		<0.0001		0.0001		
Uranium	mg/L	0.0032		0.00532	0.00362		0.00003		0.0004	0.02	
Vanadium	mg/L	0.0007		0.0002	0.0015		0.0002		0.0001		
Zinc	mg/L	0.0068		0.0024	0.0044		0.217		0.001	<5	0.03
Zirconium	mg/L	<0.0005		<0.0005	<0.0005		<0.0005		0.0001		
Mercury	mg/L	<0.0001		<0.0001	<0.0001		<0.0001		0.0001	0.001	

indicates levels equal or exceed Guideline Limits

Table 2.Silver Range Resources - KEG Claims November, 2012.
Total Metals Analysis Results.

Parameter	Units	KEG#8	KEG#9	KEG#10	KEG#11	KEG#12	KEG#13	Detection Limit	DWQ* G.Lines	Aquatic** G.Lines
Calcium	mg/L							0.05		
Iron	mg/L	*No*	*No*	*No*	*No*	*No*	*No*	0.01	0.3	0.3
Magnesium	mg/L	*Sample*	*Sample*	*Sample*	*Sample*	*Sample*	*Sample*	0.05		
Manganese	mg/L							0.005	0.05	
Potassium	mg/L							0.1		
Silicon	mg/L							0.05		
Sulfur	mg/L							0.1		
Sodium	mg/L							0.02	<200	
Titanium	mg/L							0.001		
Aluminum	mg/L							0.005		0.1
Antimony	mg/L							0.0002	0.006	
Arsenic	mg/L							0.0002	0.01	
Barium	mg/L							0.001	1	
Beryllium	mg/L							0.00004		
Bismuth	mg/L							0.001		
Boron	mg/L							0.004		
Cadmium	mg/L							0.00001	0.005	0.0018
Chromium	mg/L							0.0004	0.05	0.002
Cobalt	mg/L							0.00002		
Copper	mg/L							0.001	1	0.004
Lead	mg/L							0.0001		
Lithium	mg/L							0.001		
Molybdenum	mg/L							0.0001		
Nickel	mg/L							0.001		0.15
Selenium	mg/L							0.0006	0.01	0.001
Silver	mg/L							0.00001		0.0001
Strontium	mg/L							0.001		
Thallium	mg/L							0.00001		
Tin	mg/L							0.0001		
Uranium	mg/L							0.0004	0.02	
Vanadium	mg/L							0.0001		
Zinc	mg/L							0.001	<5	0.03
Zirconium	mg/L							0.0001		
Mercury	mg/L							0.0001	0.001	

indicates levels equal or exceed Guideline Limits

Table 3.Silver Range Resources - KEG Claims November, 2012.

Dissolved Metals Analysis Results

Parameter	Units	KEG #1	KEG #2	KEG #3	KEG #4	KEG #5	KEG #6	KEG #7	Detection Limit
Calcium	mg/L	70.9		26.5	70		74		0.1
Iron	mg/L	0.043		0.02	0.058		12.4		0.005
Magnesium	mg/L	8.49		3.95	8.86		7.3		0.1
Manganese	mg/L	0.013		<0.001	0.04		0.28		0.001
Potassium	mg/L	2.5		1	2.6		1.5		0.1
Silicon	mg/L	5.69		6.57	5.82		5.19		0.05
Sodium	mg/L	3.6		2.8	3.6		1.3		0.1
Sulfur	mg/L	20.9		2.8	18.4		64		0.2
Aluminum	mg/L	0.007		0.007	0.005		0.334		0.005
Antimony	mg/L	0.0002		<0.0002	0.0002		0.0003		0.0002
Arsenic	mg/L	0.0015		0.0009	0.0014		0.0028		0.0002
Barium	mg/L	0.067		0.049	0.074		0.033		0.001
Beryllium	mg/L	<0.00004		<0.00004	<0.00004		0.00019		0.00004
Bismuth	mg/L	<0.001		<0.001	<0.001		<0.001		0.001
Boron	mg/L	0.01		<0.004	0.005		<0.004		0.004
Cadmium	mg/L	0.00006		0.00005	0.00005		0.00027		0.00001
Chromium	mg/L	<0.0004		<0.0004	<0.0004		<0.0004		0.0004
Cobalt	mg/L	0.00029		0.00005	0.00027		0.00978		0.00002
Copper	mg/L	0.001		<0.001	0.001		0.008		0.001
Lead	mg/L	<0.0001		<0.0001	<0.0001		<0.0001		0.0001
Lithium	mg/L	0.006		0.01	0.006		0.017		0.001
Molybdenum	mg/L	0.00178		0.0009	0.00193		<0.0001		0.0001
Nickel	mg/L	0.003		<0.001	0.002		0.09		0.001
Selenium	mg/L	0.0014		<0.0006	0.0012		0.0009		0.0006
Silver	mg/L	<0.00001		<0.00001	<0.00001		<0.00001		0.00001
Strontium	mg/L	0.163		0.089	0.156		0.076		0.001
Titanium	mg/L	<0.010		<0.010	<0.010		<0.010		0.01
Thallium	mg/L	<0.00001		<0.00001	<0.00001		0.00003		0.00001
Tin	mg/L	<0.0001		<0.0001	<0.0001		<0.0001		0.0001
Uranium	mg/L	0.003		0.0051	0.0033		<0.0004		0.0004
Vanadium	mg/L	0.00023		0.00016	0.00034		0.00014		0.0001
Zinc	mg/L	0.006		0.002	0.003		0.222		0.001
Zirconium	mg/L	<0.00010		0.0001	<0.00010		0.00011		0.0001

Table 3.Silver Range Resources - KEG Claims November, 2012.

Dissolved Metals Analysis Results

Parameter	Units	KEG#8	KEG#9	KEG#10	KEG#11	KEG#12	KEG#13	Detection Limit
Calcium	mg/L							0.1
Iron	mg/L	*No*	*No*	*No*	*No*	*No*	*No*	0.005
Magnesium	mg/L	*Sample*	*Sample*	*Sample*	*Sample*	*Sample*	*Sample*	0.1
Manganese	mg/L							0.001
Potassium	mg/L							0.1
Silicon	mg/L							0.05
Sodium	mg/L							0.1
Sulfur	mg/L							0.2
Aluminum	mg/L							0.005
Antimony	mg/L							0.0002
Arsenic	mg/L							0.0002
Barium	mg/L							0.001
Beryllium	mg/L							0.00004
Bismuth	mg/L							0.001
Boron	mg/L							0.004
Cadmium	mg/L							0.00001
Chromium	mg/L							0.0004
Cobalt	mg/L							0.00002
Copper	mg/L							0.001
Lead	mg/L							0.0001
Lithium	mg/L							0.001
Molybdenum	mg/L							0.0001
Nickel	mg/L							0.001
Selenium	mg/L							0.0006
Silver	mg/L							0.00001
Strontium	mg/L							0.001
Titanium	mg/L							0.01
Thallium	mg/L							0.00001
Tin	mg/L							0.0001
Uranium	mg/L							0.0004
Vanadium	mg/L							0.0001
Zinc	mg/L							0.001
Zirconium	mg/L							0.0001

Table 4. Silver Range Resources - Summary of KEG Project Stations Flow Volumes 2010, 2011 and 2012

(Cubic meters per second)

Station	Date										
	Aug-10	Oct-10	Mar-11	Jun-11	Sep-11	Mar-12	May-12	Jul-12	Oct-12	Nov-12	Dec-12
KEG #1	0.249	0.362	0.025	0.939	0.785	0.057	0.6995 1.1247	1.270 1.3736	0.312	0.215	0.114
KEG #2	Dry	Dry	Dry	0.008 E	0.003 E	Dry	0.0015 E		0.0005 E	Dry	Dry
KEG #3	nr	nr	nr	nr	nr	nr	0.6237	0.9296	0.328		
KEG #4	0.211	0.261	0.028	0.758	nr	0.012	0.7403	1.206	0.323	0.1705	
KEG #5	0.139	0.0006	Dry	0.011	0.011	Dry	0.0253	0.013	0.004 E	Dry	Dry
KEG #6	0.007	0.009	0.001	0.013	0.013	Dry	0.0163	0.0269	0.006	<0.001	<0.001
KEG #7	0.011	0.011	Overflow	0.048	0.057	Overflow	0.0787	0.0485	0.031		
KEG #8	0.055 E	0.014	Dry	0.1003	0.050	nr	0.0787	0.0764	0.049		
KEG #10	nr	0.167	Dry	0.644	0.18	Dry	0.7094	0.3262	0.107		
KEG #11	nr	0.217	0.11	0.143	0.513	0.035	0.4049	0.751	0.288		
KEG #12	nr	0.11	Dry	0.250 E	0.210	0.007 E	0.5426 0.2044	0.7974 0.4203	0.035		
KEG #13	nr	0.143	0.002 E	0.499	0.295	0.002 E	0.2423	0.7296	0.185		

E=flow estimated

Table 5.Silver Range Resources - KEG Claims December, 2012.
Routine Chemistry and Field Measurement Results

Parameter	Unit	STATIONS KEG #1	KEG #2	KEG #3	KEG #4	KEG #5	KEG #6	KEG #7	Detection Limit	DWQ* G.lines	Aquatic** G.lines
Monitoring Frequency		***Monthly***	***Monthly***	***Monthly***	***Monthly***	***Monthly***	***Monthly***	***Quarterly***			
pH (field)	ru	8.25	Dry	7.98	8.29	Dry	7.4	*No*			
pH (lab)	ru	7.43		7.41	7.46		5.5	*Sample*		6.5-8.5	6.5-9
Electrical Conductivity (lab)		409	Frozen	181	410	Frozen	466				
Water temperature	C	0	to	0.1	0.2	to	0.1				
Flow Volume(field)	cms	0.114	Invert	nr	nr	Invert	<0.0005				
Organic Carbon Total	mg/L	3.5		2.7	3.2		3.9		0.5		
Cyanide Total	mg/L	<0.002		<0.002	<0.002		<0.002		0.002	0.2	0.005
Phosphorus Total	mg/L	0.009		0.009	0.012		0.012		0.003		
Ammonia - N	mg/L	0.08		0.06	0.08		0.11				1.37-2.2
Nitrate - N	mg/L	0.2		0.13	0.18		<0.10		0.01	10	
Nitrite - N	mg/L	<0.01		<0.01	<0.01		<0.10		0.005	1	0.06
T-Alkalinity	mg/L	152		88	163		13		5		
Chloride	mg/L	0.26		0.09	0.24		<0.50		0.05	<250	
Sulfate (SO4)	mg/L	79.8		9.6	67.6		231		0.5		
Hardness	mg CaCO3/L	233		98	238		240		5	<500	
Total Suspended Solids	mg/L	<2		<2	<2		19		2		
Total Dissolved Solids	mg/L	282		116	274		366		5	<500	

All results and limits in mg/L unless noted otherwis. Nr = no sample/reading

DWQ* Guidelines are Maximum Acceptable Concentrations according to
Canadian Drinking Water Quality

Aquatic** Guidelines are for protection of aquatic life in waters with pH >6.5 and Hardness as CaC03 >180 mg/L
Canadian Water Quality Guidelines

Table 5. Silver Range Resources - KEG Claims December, 2012.
Routine Chemistry and Field Measurement Results

		STATIONS								
Parameter	**Unit**	**KEG#8**	**KEG#9**	**KEG#10**	**KEG#11**	**KEG#12**	**KEG#13**	**Detection Limit**	**DWQ* G.lines**	**Aquatic** G.lines**
Monitoring Frequency		***Quarterly***	***Monthly***	***Quarterly***	***Quarterly***	***Quarterly***	***Quarterly***			
pH (field)	ru	*No*	7.1	*No*	*No*	*No*	*No*			
pH (lab)	ru	*Sample*	6.79	*Sample*	*Sample*	*Sample*	*Sample*		6.5-8.5	6.5-9
Electrical Conductivity (lab)	uS/cm		365					1		
Water temperature	C		-0.1							
Flow Volume(field)	cms		nr							
Organic Carbon Total	mg/L		3.8					0.5		
Cyanide Total	mg/L		<0.002					0.002	0.2	0.005
Phosphorus Total	mg/L		0.021					0.003		
Ammonia - N	mg/L		0.08							1.37-2.2
Nitrate - N	mg/L		0.17					0.01	10	
Nitrite - N	mg/L		<0.01					0.005	1	0.06
T-Alkalinity	mg/L		154					5		
Chloride	mg/L		0.22					0.05	<250	
Sulfate (SO4)	mg/L		54.6					0.5		
Hardness	mg CaCO3/L		215					5	<500	
Total Suspended Solids	mg/L		<2					2		
Total Dissolved Solids	mg/L		240					5	<500	

All results and limits in mg/L unless noted otherwis. Nr = no sample/reading

DWQ* Guidelines are Maximum Acceptable Concentrations according to
Canadian Drinking Water Quality

Aquatic** Guidelines are for protection of aquatic life in waters with pH >6.5 and Hardness as CaC03 >180 mg/L
Canadian Water Quality Guidelines

Table 6.Silver Range Resources - KEG Claims December, 2012.

Total Metals Analysis Results.

Parameter	Units	KEG #1	KEG #2	KEG #3	KEG #4	KEG #5	KEG #6	KEG #7	Detection Limit	DWQ* G.Lines	Aquatic** G.Lines
Calcium	mg/L	80.3		32	78.4		81.1		0.05		
Iron	mg/L	0.201	No	0.02	0.294	No	18.3	No	0.01	0.3	0.3
Magnesium	mg/L	9.56	Sample	4.72	9.8	Sample	7.73	Sample	0.05		
Manganese	mg/L	0.0174		0.001	0.0464		0.34		0.005	0.05	
Potassium	mg/L	2.6		1	2.8		1.6		0.1		
Silicon	mg/L	6.42		7.45	6.65		5.58		0.05		
Sulfur	mg/L								0.1		
Sodium	mg/L	4.2		3.4	4.4		1.5		0.02	<200	
Titanium	mg/L	0.0015		<0.0005	0.0013		<0.0005		0.001		
Aluminum	mg/L	0.036		0.007	0.03		0.748		0.005		0.1
Antimony	mg/L	0.0002		<0.0001	0.0002		0.0004		0.0002	0.006	
Arsenic	mg/L	0.00181		0.00087	0.00193		0.00543		0.0002	0.01	
Barium	mg/L	0.0784		0.0595	0.0871		0.033		0.001	1	
Beryllium	mg/L	<0.00005		<0.00005	<0.00005		0.00024		0.00004		
Bismuth	mg/L	<0.0001		<0.0001	<0.0001		<0.0001		0.001		
Boron	mg/L	0.01		0.009	0.013		0.008		0.004		
Cadmium	mg/L	0.00009		0.00003	0.00006		0.00026		0.00001	0.005	0.0018
Chromium	mg/L	<0.0005		<0.0005	<0.0005		<0.0005		0.0004	0.05	0.002
Cobalt	mg/L	<0.0001		<0.0001	<0.0001		0.0098		0.00002		
Copper	mg/L	0.0014		0.0006	0.001		0.011		0.001	1	0.004
Lead	mg/L	<0.0001		<0.0001	<0.0001		<0.0001		0.0001		
Lithium	mg/L	0.0063		0.0098	0.0064		0.0156		0.001		
Molybdenum	mg/L	0.00221		0.00119	0.00241		0.00016		0.0001		
Nickel	mg/L	0.0022		0.0004	0.0008		0.0935		0.001		0.15
Selenium	mg/L	0.0016		0.0003	0.0013		0.001		0.0006	0.01	0.001
Silver	mg/L	<0.00005		<0.00005	<0.00005		<0.00005		0.00001		0.0001
Strontium	mg/L	0.188		0.102	0.186		0.0792		0.001		
Thallium	mg/L	<0.00001		<0.00001	<0.00001		0.00004		0.00001		
Tin	mg/L	<0.0001		<0.0001	<0.0001		<0.0001		0.0001		
Uranium	mg/L	0.00334		0.00629	0.00364		0.00003		0.0004	0.02	
Vanadium	mg/L	0.0003		0.0002	0.0004		0.0002		0.0001		
Zinc	mg/L	0.0056		0.0013	0.0014		0.226		0.001	<5	0.03
Zirconium	mg/L	<0.0005		<0.0005	<0.0005		<0.0005		0.0001		
Mercury	mg/L	<0.00001		<0.00001	<0.00001		<0.00001		0.0001	0.001	

indicates levels equal or exceed Guideline Limits

Table 6.Silver Range Resources - KEG Claims December, 2012.
Total Metals Analysis Results.

Parameter	Units	KEG#8	KEG#9	KEG#10	KEG#11	KEG#12	KEG#13	Detection Limit	DWQ* G.Lines	Aquatic** G.Lines
Calcium	mg/L		71					0.05		
Iron	mg/L	*No*	0.386	*No*	*No*	*No*	*No*	0.01	0.3	0.3
Magnesium	mg/L	*Sample*	10.2	*Sample*	*Sample*	*Sample*	*Sample*	0.05		
Manganese	mg/L		0.0804					0.005	0.05	
Potassium	mg/L		1.6					0.1		
Silicon	mg/L		6.18					0.05		
Sulfur	mg/L							0.1		
Sodium	mg/L		3.7					0.02	<200	
Titanium	mg/L		0.0006					0.001		
Aluminum	mg/L		0.023					0.005		0.1
Antimony	mg/L		0.0002					0.0002	0.006	
Arsenic	mg/L		0.00148					0.0002	0.01	
Barium	mg/L		0.0944					0.001	1	
Beryllium	mg/L		<0.00005					0.00004		
Bismuth	mg/L		<0.0001					0.001		
Boron	mg/L		0.008					0.004		
Cadmium	mg/L		0.00008					0.00001	0.005	0.0018
Chromium	mg/L		<0.0005					0.0004	0.05	0.002
Cobalt	mg/L		<0.0001					0.00002		
Copper	mg/L		0.0012					0.001	1	0.004
Lead	mg/L		<0.0001					0.0001		
Lithium	mg/L		0.0067					0.001		
Molybdenum	mg/L		0.00176					0.0001		
Nickel	mg/L		0.0011					0.001		0.15
Selenium	mg/L		0.0006					0.0006	0.01	0.001
Silver	mg/L		<0.00005					0.00001		0.0001
Strontium	mg/L		0.204					0.001		
Thallium	mg/L		<0.00001					0.00001		
Tin	mg/L		<0.0001					0.0001		
Uranium	mg/L		0.00248					0.0004	0.02	
Vanadium	mg/L		0.0002					0.0001		
Zinc	mg/L		0.0078					0.001	<5	0.03
Zirconium	mg/L		<0.0005					0.0001		
Mercury	mg/L		<0.00001					0.0001	0.001	

indicates levels equal or exceed Guideline Limits

Table 7.Silver Range Resources - KEG Claims December, 2012.

Dissolved Metals Analysis Results

Parameter	Units	KEG #1	KEG #2	KEG #3	KEG #4	KEG #5	KEG #6	KEG #7	Detection Limit
Calcium	mg/L	77.7		31.4	79		82.9		0.1
Iron	mg/L	0.04		0.016	0.064		18.4		0.005
Magnesium	mg/L	9.48	No	4.81	9.99	No	8.07	No	0.1
Manganese	mg/L	0.009	Sample	<0.001	0.038	Sample	0.314	Sample	0.001
Potassium	mg/L	2.5		1	2.7		1.6		0.1
Silicon	mg/L	5.89		7.04	6.2		5.39		0.05
Sodium	mg/L	3.8		3.2	4.2		1.4		0.1
Sulfur	mg/L	25.6		3.3	22.4		76.1		0.2
Aluminum	mg/L	<0.005		<0.005	<0.005		0.692		0.005
Antimony	mg/L	0.0002		<0.0002	<0.0002		0.0004		0.0002
Arsenic	mg/L	0.0015		0.0008	0.0014		0.0055		0.0002
Barium	mg/L	0.074		0.056	0.083		0.032		0.001
Beryllium	mg/L	<0.00004		<0.00004	<0.00004		0.00037		0.00004
Bismuth	mg/L	<0.001		<0.001	<0.001		<0.001		0.001
Boron	mg/L	0.011		0.005	0.012		0.008		0.004
Cadmium	mg/L	0.00007		0.00001	0.00006		0.00029		0.00001
Chromium	mg/L	0.001		0.0007	0.0015		0.0007		0.0004
Cobalt	mg/L	0.00016		0.00008	0.00011		0.00991		0.00002
Copper	mg/L	<0.001		<0.001	<0.001		0.01		0.001
Lead	mg/L	<0.0001		<0.0001	<0.0001		<0.0001		0.0001
Lithium	mg/L	0.007		0.01	0.008		0.019		0.001
Molybdenum	mg/L	0.00193		0.00106	0.00219		0.0001		0.0001
Nickel	mg/L	0.003		<0.001	0.002		0.094		0.001
Selenium	mg/L	0.0009		<0.0006	0.0011		<0.0006		0.0006
Silver	mg/L	<0.00001		<0.00001	<0.00001		<0.00001		0.00001
Strontium	mg/L	0.19		0.105	0.195		0.084		0.001
Titanium	mg/L	<0.010		<0.010	<0.010		<0.010		0.01
Thallium	mg/L	<0.00001		<0.00001	<0.00001		0.00004		0.00001
Tin	mg/L	<0.0001		<0.0001	<0.0001		<0.0001		0.0001
Uranium	mg/L	0.0038		0.0072	0.0042		<0.0004		0.0004
Vanadium	mg/L	0.00045		0.00029	0.00063		0.00031		0.0001
Zinc	mg/L	0.005		0.001	0.002		0.25		0.001
Zirconium	mg/L	<0.00010		<0.00010	<0.00010		0.00014		0.0001

Table 7.Silver Range Resources - KEG Claims December, 2012.

Dissolved Metals Analysis Results

Parameter	Units	KEG#8	KEG#9	KEG#10	KEG#11	KEG#12	KEG#13	Detection Limit
Calcium	mg/L		69.4					0.1
Iron	mg/L	*No*	0.131	*No*	*No*	*No*	*No*	0.005
Magnesium	mg/L	*Sample*	10.2	*Sample*	*Sample*	*Sample*	*Sample*	0.1
Manganese	mg/L		0.07					0.001
Potassium	mg/L		1.6					0.1
Silicon	mg/L		5.75					0.05
Sodium	mg/L		3.5					0.1
Sulfur	mg/L		188					0.2
Aluminum	mg/L		<0.005					0.005
Antimony	mg/L		<0.0002					0.0002
Arsenic	mg/L		0.0012					0.0002
Barium	mg/L		0.09					0.001
Beryllium	mg/L		<0.00004					0.00004
Bismuth	mg/L		<0.001					0.001
Boron	mg/L		0.007					0.004
Cadmium	mg/L		0.00008					0.00001
Chromium	mg/L		0.0014					0.0004
Cobalt	mg/L		<0.00002					0.00002
Copper	mg/L		<0.001					0.001
Lead	mg/L		<0.0001					0.0001
Lithium	mg/L		0.008					0.001
Molybdenum	mg/L		0.0015					0.0001
Nickel	mg/L		0.002					0.001
Selenium	mg/L		<0.0006					0.0006
Silver	mg/L		<0.00001					0.00001
Strontium	mg/L		0.209					0.001
Titanium	mg/L		<0.010					0.01
Thallium	mg/L		<0.00001					0.00001
Tin	mg/L		<0.0001					0.0001
Uranium	mg/L		0.0028					0.0004
Vanadium	mg/L		0.00045					0.0001
Zinc	mg/L		0.005					0.001
Zirconium	mg/L		<0.00010					0.0001

Discussion

Hydrology

All hydrology stations on the KEG claims were in decreasing stage flow conditions under full ice cover.

Stations KEG #2 and #5 had no surface flow with channel ice to stream invert.

Laboratory Analytical Results

Parameters that equal or exceed either ***Drinking Water or Aquatic Guidelines*** are highlighted in yellow.

November

Station KEG#1 results exceed the ***Aquatic Guidelines*** for selenium.

Station KEG#4 results equal or exceed ***Aquatic Guidelines*** for iron, aluminum and selenium and exceed the ***Drinking Water MAC*** for iron and manganese.

Station KEG#6 results exceed ***Aquatic Guidelines*** for aluminum, iron, copper and zinc; and exceed the ***Drinking Water MAC*** for iron and manganese.

December

Station KEG#1 results exceed the ***Aquatic Guidelines*** for selenium.

Station KEG#4 results equal or exceed ***Aquatic Guidelines*** for selenium.

Station KEG#6 results exceed ***Aquatic Guidelines*** for aluminum, iron, copper and zinc; and exceed the ***Drinking Water MAC*** for iron and manganese.

Station KEG #9 results exceed ***Aquatic Guideline*** for iron; and the ***Drinking Water MAC's*** for iron and manganese.

Total Mercury concentrations were below the detection limit of 0.0001 mg/L at all KEG stations.
Total Cyanide concentrations were below the detection limit of 0.002 mg/L at all KEG stations.

A P P E N D I X 1

LABORATORY ANALYTICAL REPORTS

KEG Claims

November and December 2012

Exova
#104, 19575-55 A Ave.
Surrey, British Columbia
V3S 8P8, Canada

T: +1 (604) 514-3322
F: +1 (604) 514-3323
E: Surrey@exova.com
W: www.exova.com

Report Transmission Cover Page

Bill To:	J. Gibson & Associates	Project:		Lot ID:	**905498**
Report To:	J. Gibson & Associates	ID:	Silver Range Resources (SRR)	Control Number:	A244803
	Box 20913	Name:	KEG	Date Received:	Nov 14, 2012
	Whitehorse, YT, Canada	Location:		Date Reported:	Nov 20, 2012
	Y1A 6P2	LSD:		Report Number:	1785169
Attn:	John Gibson	P.O.:			
Sampled By:	J.Gibson	Acct code:			
Company:					

Contact & Affiliation	Address	Delivery Commitments
John Gibson J. Gibson & Associates	, Box 20913 Whitehorse, Yukon Territory Y1A 6P2 Phone: (867) 633-4522 Fax: (867) 668-6895 Email: ludditegibson@gmail.com	On [Lot Verification] send (COA) by Email - Single Report On [Report Approval] send (COC, Test Report) by Email - Merge Reports On [Report Approval] send (Test Report) by Email - Single Report On [Lot Approval and Final Test Report Approval] send (Invoice) by Email - Single Report On [Lot Creation] send (COR) by Email - Single Report

Notes To Clients:

- pH analysis was performed past the recommended holding time of 15 minutes from sample collection.

The information contained on this and all other pages transmitted, is intended for the addressee only and is considered confidential.
If the reader is not the intended recipient, you are hereby notified that any use, dissemination, distribution or copy of this transmission is strictly prohibited.
If you receive this transmission by error, or if this transmission is not satisfactory, please notify us by telephone.

Exova
#104, 19575-55 A Ave.
Surrey, British Columbia
V3S 8P8, Canada

T: +1 (604) 514-3322
F: +1 (604) 514-3323
E: Surrey@exova.com
W: www.exova.com

Exova

Analytical Report

Bill To: J. Gibson & Associates
Report To: J. Gibson & Associates
Box 20913
Whitehorse, YT, Canada
Y1A 6P2
Attn: John Gibson
Sampled By: J.Gibson
Company:

Project:
ID: Silver Range Resources (SRR)
Name: KEG
Location:
LSD:
P.O.:
Acct code:

Lot ID: **905498**
Control Number: A244803
Date Received: Nov 14, 2012
Date Reported: Nov 20, 2012
Report Number: 1785169

			Reference Number	905498-1	905498-2	905498-3	
			Sample Date	Nov 11, 2012	Nov 11, 2012	Nov 11, 2012	
			Sample Time	NA	NA	NA	
			Sample Location				
			Sample Description	KEG #1	KEG #3	KEG #4	
			Matrix	Water	Water	Water	
Analyte		**Units**		**Results**	**Results**	**Results**	Nominal Detection Limit
Inorganic Nonmetallic Parameters							
Organic Carbon	Total Nonpurgeable	mg/L		3.8	3.5	3.5	0.5
Cyanide	Total	mg/L		<0.002	<0.002	<0.002	0.002
Phosphorus	Total	mg/L		0.005	<0.003	0.020	0.003
Ammonia - N		mg/L		<0.01	0.05	0.07	.01
Metals Dissolved							
Sulfur	Dissolved	mg/L		20.9	2.8	18.4	0.2
Aluminum	Dissolved	mg/L		0.007	0.007	0.005	0.005
Antimony	Dissolved	mg/L		0.0002	<0.0002	0.0002	0.0002
Arsenic	Dissolved	mg/L		0.0015	0.0009	0.0014	0.0002
Barium	Dissolved	mg/L		0.067	0.049	0.074	0.001
Beryllium	Dissolved	mg/L		<0.00004	<0.00004	<0.00004	0.00004
Bismuth	Dissolved	mg/L		<0.001	<0.001	<0.001	0.001
Boron	Dissolved	mg/L		0.01	<0.004	0.005	0.004
Cadmium	Dissolved	mg/L		0.00006	0.00005	0.00005	0.00001
Chromium	Dissolved	mg/L		<0.0004	<0.0004	<0.0004	0.0004
Cobalt	Dissolved	mg/L		0.00029	0.00005	0.00027	0.00002
Copper	Dissolved	mg/L		0.001	<0.001	0.001	0.001
Lead	Dissolved	mg/L		<0.0001	<0.0001	<0.0001	0.0001
Lithium	Dissolved	mg/L		0.006	0.01	0.006	0.001
Molybdenum	Dissolved	mg/L		0.00178	0.00090	0.00193	0.0001
Nickel	Dissolved	mg/L		0.003	<0.001	0.002	0.001
Selenium	Dissolved	mg/L		0.0014	<0.0006	0.0012	0.0006
Silver	Dissolved	mg/L		<0.00001	<0.00001	<0.00001	0.00001
Titanium	Dissolved	mg/L		<0.010	<0.010	<0.010	0.01
Strontium	Dissolved	mg/L		0.163	0.089	0.156	0.001
Tellurium	Dissolved	mg/L		<0.0001	<0.0001	<0.0001	0.0001
Thallium	Dissolved	mg/L		<0.00001	<0.00001	<0.00001	0.00001
Thorium	Dissolved	mg/L		<0.0004	<0.0004	<0.0004	0.0004
Tin	Dissolved	mg/L		<0.0001	<0.0001	<0.0001	0.0001
Uranium	Dissolved	mg/L		0.0030	0.0051	0.0033	0.0004
Vanadium	Dissolved	mg/L		0.00023	0.00016	0.00034	0.0001
Zinc	Dissolved	mg/L		0.006	0.002	0.003	0.001
Zirconium	Dissolved	mg/L		<0.00010	0.00010	<0.00010	0.0001
Metals Total							
Mercury	Total	mg/L		<0.0001	<0.0001	<0.0001	0.0001
Aluminum	Total	mg/L		0.080	0.012	0.249	0.001

Exova
#104, 19575-55 A Ave.
Surrey, British Columbia
V3S 8P8, Canada

T: +1 (604) 514-3322
F: +1 (604) 514-3323
E: Surrey@exova.com
W: www.exova.com

Exova

Analytical Report

Bill To: J. Gibson & Associates
Report To: J. Gibson & Associates
Box 20913
Whitehorse, YT, Canada
Y1A 6P2
Attn: John Gibson
Sampled By: J.Gibson
Company:

Project:
ID: Silver Range Resources (SRR)
Name: KEG
Location:
LSD:
P.O.:
Acct code:

Lot ID: **905498**
Control Number: A244803
Date Received: Nov 14, 2012
Date Reported: Nov 20, 2012
Report Number: 1785169

			Reference Number	905498-1	905498-2	905498-3	
			Sample Date	Nov 11, 2012	Nov 11, 2012	Nov 11, 2012	
			Sample Time	NA	NA	NA	
			Sample Location				
			Sample Description	KEG #1	KEG #3	KEG #4	
			Matrix	Water	Water	Water	
Analyte		**Units**		**Results**	**Results**	**Results**	Nominal Detection Limit
Metals Total - Continued							
Antimony	Total	mg/L		0.0002	<0.0001	0.0002	0.0001
Arsenic	Total	mg/L		0.00188	0.00075	0.00221	0.00005
Barium	Total	mg/L		0.0772	0.0545	0.0903	0.00005
Beryllium	Total	mg/L		<0.00005	<0.00005	<0.00005	0.00005
Bismuth	Total	mg/L		<0.0001	0.0001	<0.0001	0.0001
Boron	Total	mg/L		0.012	0.005	0.011	.002
Cadmium	Total	mg/L		0.00009	0.00003	0.00009	0.00001
Calcium	Total	mg/L		72.8	28.1	72.7	0.05
Chromium	Total	mg/L		<0.0005	<0.0005	0.0010	0.0005
Cobalt	Total	mg/L		0.0001	<0.0001	0.0003	0.0001
Copper	Total	mg/L		0.0017	0.0007	0.0019	0.0001
Iron	Total	mg/L		0.267	0.024	0.655	0.002
Lead	Total	mg/L		0.0001	<0.0001	0.0003	0.0001
Lithium	Total	mg/L		0.0056	0.0094	0.0056	0.0005
Magnesium	Total	mg/L		8.82	4.30	9.23	0.04
Manganese	Total	mg/L		0.0251	0.0017	0.0613	0.0002
Molybdenum	Total	mg/L		0.00213	0.00110	0.00238	0.00005
Nickel	Total	mg/L		0.0022	0.0004	0.0016	0.0002
Potassium	Total	mg/L		2.6	1.0	2.9	0.1
Selenium	Total	mg/L		0.0015	0.0002	0.0017	0.0001
Silicon	Total	mg/L		6.38	7.29	6.82	0.02
Silver	Total	mg/L		0.00002	0.00002	0.00002	0.00001
Sodium	Total	mg/L		3.8	3.1	4.1	0.1
Strontium	Total	mg/L		0.171	0.0907	0.172	0.0001
Thallium	Total	mg/L		<0.00001	<0.00001	<0.00001	0.00001
Thorium	Total	mg/L		0.00002	0.00002	0.00004	0.00001
Tin	Total	mg/L		<0.0001	<0.0001	<0.0001	0.0001
Titanium	Total	mg/L		0.0044	<0.0005	0.0140	0.0005
Uranium	Total	mg/L		0.00320	0.00532	0.00362	0.00001
Vanadium	Total	mg/L		0.0007	0.0002	0.0015	0.0001
Zinc	Total	mg/L		0.0068	0.0024	0.0044	0.0005
Zirconium	Total	mg/L		<0.0005	<0.0005	<0.0005	0.0005
Hardness	as CaCO3	mg/L		218	88	220	1
Physical and Aggregate Properties							
Solids	Total Suspended	mg/L		<2	<2	8	2
Solids	Total Dissolved	mg/L		278	130	282	5

Exova
#104, 19575-55 A Ave.
Surrey, British Columbia
V3S 8P8, Canada

T: +1 (604) 514-3322
F: +1 (604) 514-3323
E: Surrey@exova.com
W: www.exova.com

Exova

Analytical Report

Bill To: J. Gibson & Associates
Report To: J. Gibson & Associates
Box 20913
Whitehorse, YT, Canada
Y1A 6P2
Attn: John Gibson
Sampled By: J.Gibson
Company:

Project:
ID: Silver Range Resources (SRR)
Name: KEG
Location:
LSD:
P.O.:
Acct code:

Lot ID: **905498**
Control Number: A244803
Date Received: Nov 14, 2012
Date Reported: Nov 20, 2012
Report Number: 1785169

		Reference Number	905498-1	905498-2	905498-3	
		Sample Date	Nov 11, 2012	Nov 11, 2012	Nov 11, 2012	
		Sample Time	NA	NA	NA	
		Sample Location				
		Sample Description	KEG #1	KEG #3	KEG #4	
		Matrix	Water	Water	Water	
Analyte		**Units**	**Results**	**Results**	**Results**	Nominal Detection Limit
Routine Water						
pH	at 25 °C		7.86	7.88	7.88	
Electrical Conductivity		µS/cm at 25 C	391	170	394	1
Calcium	Dissolved	mg/L	70.9	26.5	70.0	0.1
Iron	Dissolved	mg/L	0.043	0.020	0.058	0.005
Magnesium	Dissolved	mg/L	8.49	3.95	8.86	0.1
Manganese	Dissolved	mg/L	0.013	<0.001	0.040	0.001
Potassium	Dissolved	mg/L	2.5	1.0	2.6	0.1
Silicon	Dissolved	mg/L	5.69	6.57	5.82	0.05
Sodium	Dissolved	mg/L	3.6	2.8	3.6	0.1
Bicarbonate		mg/L	179	100	190	5
Carbonate		mg/L	<6	<6	<6	6
Hydroxide		mg/L	<5	<5	<5	5
T-Alkalinity	as CaCO3	mg/L	147	82	156	5
Chloride	Dissolved	mg/L	0.52	0.26	0.52	0.05
Nitrate - N	Dissolved	mg/L	0.17	0.07	0.12	0.01
Nitrite - N	Dissolved	mg/L	<0.01	<0.01	<0.01	0.01
Sulfate (SO4)	Dissolved	mg/L	70.4	9.3	62.2	0.5
Hardness	as CaCO3	mg/L	212	82	211	5

Exova
#104, 19575-55 A Ave,
Surrey, British Columbia
V3S 8P8, Canada

T: +1 (604) 514-3322
F: +1 (604) 514-3323
E: Surrey@exova.com
W: www.exova.com

Exova

Analytical Report

Bill To:	J. Gibson & Associates	Project:		Lot ID:	**905498**
Report To:	J. Gibson & Associates	ID:	Silver Range Resources (SRR)	Control Number:	A244803
	Box 20913	Name:	KEG	Date Received:	Nov 14, 2012
	Whitehorse, YT, Canada	Location:		Date Reported:	Nov 20, 2012
	Y1A 6P2	LSD:		Report Number:	1785169
Attn:	John Gibson	P.O.:			
Sampled By:	J.Gibson	Acct code:			
Company:					

Reference Number	905498-4
Sample Date	Nov 11, 2012
Sample Time	NA
Sample Location	
Sample Description	KEG #6
Matrix	Water

Analyte		Units	Results	Results	Results	Nominal Detection Limit
Inorganic Nonmetallic Parameters						
Organic Carbon	Total Nonpurgeable	mg/L	3.8			0.5
Cyanide	Total	mg/L	<0.002			0.002
Phosphorus	Total	mg/L	<0.003			0.003
Ammonia - N		mg/L	0.13			.01
Metals Dissolved						
Sulfur	Dissolved	mg/L	64.0			0.2
Aluminum	Dissolved	mg/L	0.334			0.005
Antimony	Dissolved	mg/L	0.0003			0.0002
Arsenic	Dissolved	mg/L	0.0028			0.0002
Barium	Dissolved	mg/L	0.033			0.001
Beryllium	Dissolved	mg/L	0.00019			0.00004
Bismuth	Dissolved	mg/L	<0.001			0.001
Boron	Dissolved	mg/L	<0.004			0.004
Cadmium	Dissolved	mg/L	0.00027			0.00001
Chromium	Dissolved	mg/L	<0.0004			0.0004
Cobalt	Dissolved	mg/L	0.00978			0.00002
Copper	Dissolved	mg/L	0.008			0.001
Lead	Dissolved	mg/L	<0.0001			0.0001
Lithium	Dissolved	mg/L	0.017			0.001
Molybdenum	Dissolved	mg/L	<0.0001			0.0001
Nickel	Dissolved	mg/L	0.090			0.001
Selenium	Dissolved	mg/L	0.0009			0.0006
Silver	Dissolved	mg/L	<0.00001			0.00001
Titanium	Dissolved	mg/L	<0.010			0.01
Strontium	Dissolved	mg/L	0.076			0.001
Tellurium	Dissolved	mg/L	<0.0001			0.0001
Thallium	Dissolved	mg/L	0.00003			0.00001
Thorium	Dissolved	mg/L	<0.0004			0.0004
Tin	Dissolved	mg/L	<0.0001			0.0001
Uranium	Dissolved	mg/L	<0.0004			0.0004
Vanadium	Dissolved	mg/L	0.00014			0.0001
Zinc	Dissolved	mg/L	0.222			0.001
Zirconium	Dissolved	mg/L	0.00011			0.0001
Metals Total						
Mercury	Total	mg/L	<0.0001			0.0001
Aluminum	Total	mg/L	0.569			0.001

Exova
#104, 19575-55 A Ave.
Surrey, British Columbia
V3S 8P8, Canada

T: +1 (604) 514-3322
F: +1 (604) 514-3323
E: Surrey@exova.com
W: www.exova.com

Exova

Analytical Report

Bill To: J. Gibson & Associates
Report To: J. Gibson & Associates
Box 20913
Whitehorse, YT, Canada
Y1A 6P2
Attn: John Gibson
Sampled By: J.Gibson
Company:

Project:
ID: Silver Range Resources (SRR)
Name: KEG
Location:
LSD:
P.O.:
Acct code:

Lot ID: **905498**
Control Number: A244803
Date Received: Nov 14, 2012
Date Reported: Nov 20, 2012
Report Number: 1785169

Reference Number	905498-4
Sample Date	Nov 11, 2012
Sample Time	NA
Sample Location	
Sample Description	KEG #6
Matrix	Water

Analyte		Units	Results	Results	Results	Nominal Detection Limit
Metals Total - Continued						
Antimony	Total	mg/L	0.0003			0.0001
Arsenic	Total	mg/L	0.00362			0.00005
Barium	Total	mg/L	0.0378			0.00005
Beryllium	Total	mg/L	0.00023			0.00005
Bismuth	Total	mg/L	<0.0001			0.0001
Boron	Total	mg/L	0.008			.002
Cadmium	Total	mg/L	0.00029			0.00001
Calcium	Total	mg/L	78.2			0.05
Chromium	Total	mg/L	<0.0005			0.0005
Cobalt	Total	mg/L	0.0093			0.0001
Copper	Total	mg/L	0.0089			0.0001
Iron	Total	mg/L	14.3			0.002
Lead	Total	mg/L	<0.0001			0.0001
Lithium	Total	mg/L	0.0162			0.0005
Magnesium	Total	mg/L	7.57			0.04
Manganese	Total	mg/L	0.314			0.0002
Molybdenum	Total	mg/L	0.00014			0.00005
Nickel	Total	mg/L	0.0898			0.0002
Potassium	Total	mg/L	1.7			0.1
Selenium	Total	mg/L	0.0009			0.0001
Silicon	Total	mg/L	5.69			0.02
Silver	Total	mg/L	0.00002			0.00001
Sodium	Total	mg/L	1.5			0.1
Strontium	Total	mg/L	0.0822			0.0001
Thallium	Total	mg/L	0.00004			0.00001
Thorium	Total	mg/L	0.00001			0.00001
Tin	Total	mg/L	<0.0001			0.0001
Titanium	Total	mg/L	<0.0005			0.0005
Uranium	Total	mg/L	0.00003			0.00001
Vanadium	Total	mg/L	0.0002			0.0001
Zinc	Total	mg/L	0.217			0.0005
Zirconium	Total	mg/L	<0.0005			0.0005
Hardness	as CaCO3	mg/L	226			1
Physical and Aggregate Properties						
Solids	Total Suspended	mg/L	12			2
Solids	Total Dissolved	mg/L	372			5

Exova
#104, 19575-55 A Ave.
Surrey, British Columbia
V3S 8P8, Canada

T: +1 (604) 514-3322
F: +1 (604) 514-3323
E: Surrey@exova.com
W: www.exova.com

Exova

Analytical Report

Bill To: J. Gibson & Associates
Report To: J. Gibson & Associates
Box 20913
Whitehorse, YT, Canada
Y1A 6P2
Attn: John Gibson
Sampled By: J.Gibson
Company:

Project:
ID: Silver Range Resources (SRR)
Name: KEG
Location:
LSD:
P.O.:
Acct code:

Lot ID: **905498**
Control Number: A244803
Date Received: Nov 14, 2012
Date Reported: Nov 20, 2012
Report Number: 1785169

Reference Number	905498-4
Sample Date	Nov 11, 2012
Sample Time	NA
Sample Location	
Sample Description	KEG #6
Matrix	Water

Analyte		Units	Results	Results	Results	Nominal Detection Limit
Routine Water						
pH	at 25 °C		5.87			
Electrical Conductivity		µS/cm at 25 C	451			1
Calcium	Dissolved	mg/L	74.0			0.1
Iron	Dissolved	mg/L	12.4			0.005
Magnesium	Dissolved	mg/L	7.30			0.1
Manganese	Dissolved	mg/L	0.280			0.001
Potassium	Dissolved	mg/L	1.5			0.1
Silicon	Dissolved	mg/L	5.19			0.05
Sodium	Dissolved	mg/L	1.3			0.1
Bicarbonate		mg/L	19			5
Carbonate		mg/L	<6			6
Hydroxide		mg/L	<5			5
T-Alkalinity	as CaCO3	mg/L	16			5
Chloride	Dissolved	mg/L	<0.05			0.05
Nitrate - N	Dissolved	mg/L	<0.01			0.01
Nitrite - N	Dissolved	mg/L	<0.01			0.01
Sulfate (SO4)	Dissolved	mg/L	21.6			0.5
Hardness	as CaCO3	mg/L	215			5

Approved by:

Mathieu Simoneau
Operations Manager

Exova
#104, 19575-55 A Ave.
Surrey, British Columbia
V3S 8P8, Canada

T: +1 (604) 514-3322
F: +1 (604) 514-3323
E: Surrey@exova.com
W: www.exova.com

Exova

Methodology and Notes

Bill To:	J. Gibson & Associates	Project:		Lot ID:	**905498**
Report To:	J. Gibson & Associates	ID:	Silver Range Resources (SRR)	Control Number:	A244803
	Box 20913	Name:	KEG	Date Received:	Nov 14, 2012
	Whitehorse, YT, Canada	Location:		Date Reported:	Nov 20, 2012
	Y1A 6P2	LSD:		Report Number:	1785169
Attn:	John Gibson	P.O.:			
Sampled By:	J.Gibson	Acct code:			
Company:					

Method of Analysis

Method Name	Reference	Method	Date Analysis Started	Location
Alk, pH, EC, Turb in water (Surrey)	APHA	* Alkalinity - Titration Method, 2320 B	14-Nov-12	Exova Surrey
Alk, pH, EC, Turb in water (Surrey)	APHA	* Conductivity, 2510 B	14-Nov-12	Exova Surrey
Alk, pH, EC, Turb in water (Surrey)	APHA	* pH - Electrometric Method, 4500-H+ B	14-Nov-12	Exova Surrey
Ammonia-N in Water (Surrey)	APHA	* Flow Injection Analysis, 4500-NH3 H	16-Nov-12	Exova Surrey
Anions by IEC in water (Surrey)	APHA	* Ion Chromatography with Chemical Suppression of Eluent Cond., 4110 B	14-Nov-12	Exova Surrey
BC ICP-MS Total Metals in Water	US EPA	* Determination of Trace Elements in Waters and Wastes by ICP-MS, 200.8	16-Nov-12	Exova Edmonton
BC Trace Total Metals in Water	APHA	* Inductively Coupled Plasma (ICP) Method, 3120 B	16-Nov-12	Exova Edmonton
Carbon Organic (Total) in water (TOC)	APHA	High-Temperature Combustion Method, 5310 B	15-Nov-12	Exova Edmonton
Cyanide (Total) in water	US EPA	* US EPA method, 335.3	20-Nov-12	Exova Edmonton
Mercury (Total) in water	US EPA	* Determination of Hg in Sediment by Cold Vapor Atomic Absorption Spec, 245.5	16-Nov-12	Exova Edmonton
Metals SemiTrace (Dissolved) in water (Surrey)	US EPA	* Metals & Trace Elements by ICP-AES, 6010C	14-Nov-12	Exova Surrey
Phosphorus - total (low level) - Surrey	APHA	* Preliminary Acid Hydrolysis, Ascorbic Acid Reduction Method, 4500-P B,E	16-Nov-12	Exova Surrey
Solids Dissolved (Total, Fixed and Volatile) - Surrey	APHA	* Total Dissolved Solids Dried at 180 C, 2540 C	15-Nov-12	Exova Surrey
Solids Suspended (Total, Fixed and Volatile)	APHA	* Total Suspended Solids Dried at 103-105'C, 2540 D	15-Nov-12	Exova Surrey
Trace Metals (dissolved) in Water (Surrey)	US EPA	* Determination of Trace Elements in Waters and Wastes by ICP-MS, 200.8	14-Nov-12	Exova Surrey
Trace Metals (dissolved) in Water (Surrey)	US EPA	* Metals & Trace Elements by ICP-AES, 6010C	14-Nov-12	Exova Surrey

** Reference Method Modified*

References

APHA	Standard Methods for the Examination of Water and Wastewater
US EPA	US Environmental Protection Agency Test Methods

Comments:

- pH analysis was performed past the recommended holding time of 15 minutes from sample collection.

Exova
#104, 19575-55 A Ave.
Surrey, British Columbia
V3S 8P8, Canada

T: +1 (604) 514-3322
F: +1 (604) 514-3323
E: Surrey@exova.com
W: www.exova.com

Methodology and Notes

Bill To:	J. Gibson & Associates	Project:		Lot ID:	**905498**
Report To:	J. Gibson & Associates	ID:	Silver Range Resources (SRR)	Control Number:	A244803
	Box 20913	Name:	KEG	Date Received:	Nov 14, 2012
	Whitehorse, YT, Canada	Location:		Date Reported:	Nov 20, 2012
	Y1A 6P2	LSD:		Report Number:	1785169
Attn:	John Gibson	P.O.:			
Sampled By:	J.Gibson	Acct code:			
Company:					

Please direct any inquiries regarding this report to our Client Services group.
Results relate only to samples as submitted.
The test report shall not be reproduced except in full, without the written approval of the laboratory.

Terms and Conditions: www.exova.ca/terms&conditions

Exova

www.exova.com

Control Number A244803

Environmental Sample Information Sheet

Note: Proper completion of this form is required in order to proceed with analysis

See reverse for your nearest Exova location and proper sampling protocol

Billing Address:	Copy of Report:	**Copy of Report To:**	Copy of Invoice:
Company:		Company:	Send invoice to this address for approval
Address:	QA/QC Report	Address:	
J. Gibson & Associates Box 20111 Whitehorse, YT Y1A 7A2		LOT: 905498 COC	
Attention:	Report Result: e-mail	Attention:	Report Result: e-mail
Phone: John Gibson	Results Online	Phone:	Results Online
Fax: (867)633-4522	Fax	Fax:	Fax
Cell: (867)668-6895	Mail	Cell:	Mail
e-mail:		e-mail:	

Information to be included on Report and Invoice

Project ID: SILVER RANGE RESOURCES (SRR)
Project Name: KEG.
Project Location:
Legal Location:
PO#:
Proj. Acct. Code:
Agreement ID: 6646

PRIORITY

Please contact laboratory prior to submitting any RUSH samples.

Upon filling out this section, client accepts that surcharges will be applied to this analysis.

If not all samples require RUSH, please indicate in special instructions.

Date Required: _____
Signature: _____

Sample Custody (Please Print)
Sampled by: R. GIBSON
Company Signature RG

I authorize Exova to proceed with the work indicated on this form:
Date: Nov 13/12 Initial: [illegible]
Received by: Sample Temp.
Waybill #: Date
Company Time

RECEIVED NOV 14 2012

Special Instructions / Comments

RCHEM = pH, EG, TP, N_2, N_3, TALK, HARDT, CL, SO4, BS, TDS.

METALS + Nitric D. METALS FIELD FILTERED.
TOC + HCL
NH4 + SULFURIC
TCN + NaOH

Please indicate which regulations you are required to meet:
- [ ] Health Canada Drinking Water Quality
- [ ] Alberta Tier 1
- [ ] Other: _____

Sample Identification	Location	Depth IN CM M	Date/Time Sampled	Matrix	Sampling Method	Number of Containers	RCHEM	NH4	TOC	TW24ew + THg	TW23ew	TCN
KEG #1	SURFACE	/	Nov 11	H_2O	Grab	6	✓	✓	✓	✓	✓	✓
KEG #3	↓	/	↓	↓	↓	6	✓	✓	✓	✓	✓	✓
KEG #4						6	✓	✓	✓	✓	✓	✓
KEG #6.						6	✓	✓	✓	✓	✓	✓

Enter tests above (✓ relevant samples below)

NOTE: All hazardous samples must be labeled according to WHMIS guidelines.

Page 1 of 1

ED 077-00

Exova
#104, 19575-55 A Ave.
Surrey, British Columbia
V3S 8P8, Canada

T: +1 (604) 514-3322
F: +1 (604) 514-3323
E: Surrey@exova.com
W: www.exova.com

Exova

Report Transmission Cover Page

Bill To:	J. Gibson & Associates	Project:		Lot ID:	**911489**
Report To:	J. Gibson & Associates Box 20913 Whitehorse, YT, Canada Y1A 6P2	ID: Name: Location: LSD:	Silver Range Res. (SRR) Keg Project	Control Number: Date Received: Date Reported: Report Number:	A246260 Dec 17, 2012 Dec 21, 2012 1793481
Attn:	John Gibson	P.O.:			
Sampled By:	R.Gibson	Acct code:			
Company:					

Contact & Affiliation	Address	Delivery Commitments
John Gibson J. Gibson & Associates	, Box 20913 Whitehorse, Yukon Territory Y1A 6P2 Phone: (867) 633-4522 Fax: (867) 668-6895 Email: ludditegibson@gmail.com	On [Lot Verification] send (COA) by Email - Single Report On [Report Approval] send (COC, Test Report) by Email - Merge Reports On [Report Approval] send (Test Report) by Email - Single Report On [Lot Approval and Final Test Report Approval] send (Invoice) by Email - Single Report On [Lot Creation] send (COR) by Email - Single Report

Notes To Clients:

The information contained on this and all other pages transmitted, is intended for the addressee only and is considered confidential.
If the reader is not the intended recipient, you are hereby notified that any use, dissemination, distribution or copy of this transmission is strictly prohibited.
If you receive this transmission by error, or if this transmission is not satisfactory, please notify us by telephone.

Exova
#104, 19575-55 A Ave.
Surrey, British Columbia
V3S 8P8, Canada

T: +1 (604) 514-3322
F: +1 (604) 514-3323
E: Surrey@exova.com
W: www.exova.com

Exova

Analytical Report

Bill To: J. Gibson & Associates
Report To: J. Gibson & Associates
Box 20913
Whitehorse, YT, Canada
Y1A 6P2
Attn: John Gibson
Sampled By: R.Gibson
Company:

Project:
ID: Silver Range Res. (SRR)
Name: Keg Project
Location:
LSD:
P.O.:
Acct code:

Lot ID: **911489**
Control Number: A246260
Date Received: Dec 17, 2012
Date Reported: Dec 21, 2012
Report Number: 1793481

	Reference Number	911489-1	911489-2	911489-3	
	Sample Date	Dec 13, 2012	Dec 13, 2012	Dec 13, 2012	
	Sample Time	NA	NA	NA	
	Sample Location	Surface	Surface	Surface	
	Sample Description	Keg #3 / Surface	Keg #4 / Surface	Keg #6 / Surface	
	Matrix	Water	Water	Water	
Analyte	**Units**	**Results**	**Results**	**Results**	Nominal Detection Limit
Inorganic Nonmetallic Parameters					
Organic Carbon Total Nonpurgeable	mg/L	2.7	3.2	3.9	0.5
Cyanide Total	mg/L	<0.002	<0.002	<0.002	0.002
Phosphorus Total	mg/L	0.009	0.012	0.012	0.003
Ammonia - N	mg/L	0.06	0.08	0.11	.01
Metals Dissolved					
Sulfur Dissolved	mg/L	3.3	22.4	76.1	0.2
Aluminum Dissolved	mg/L	<0.005	<0.005	0.692	0.005
Antimony Dissolved	mg/L	<0.0002	<0.0002	0.0004	0.0002
Arsenic Dissolved	mg/L	0.0008	0.0014	0.0055	0.0002
Barium Dissolved	mg/L	0.056	0.083	0.032	0.001
Beryllium Dissolved	mg/L	<0.00004	<0.00004	0.00037	0.00004
Bismuth Dissolved	mg/L	<0.001	<0.001	<0.001	0.001
Boron Dissolved	mg/L	0.005	0.012	0.008	0.004
Cadmium Dissolved	mg/L	0.00001	0.00006	0.00029	0.00001
Chromium Dissolved	mg/L	0.0007	0.0015	0.0007	0.0004
Cobalt Dissolved	mg/L	0.00008	0.00011	0.00991	0.00002
Copper Dissolved	mg/L	<0.001	<0.001	0.01	0.001
Lead Dissolved	mg/L	<0.0001	<0.0001	<0.0001	0.0001
Lithium Dissolved	mg/L	0.010	0.008	0.019	0.001
Molybdenum Dissolved	mg/L	0.00106	0.00219	0.00010	0.0001
Nickel Dissolved	mg/L	<0.001	0.002	0.094	0.001
Selenium Dissolved	mg/L	<0.0006	0.0011	<0.0006	0.0006
Silver Dissolved	mg/L	<0.00001	<0.00001	<0.00001	0.00001
Titanium Dissolved	mg/L	<0.010	<0.010	<0.010	0.01
Strontium Dissolved	mg/L	0.105	0.195	0.084	0.001
Tellurium Dissolved	mg/L	<0.0001	<0.0001	<0.0001	0.0001
Thallium Dissolved	mg/L	<0.00001	<0.00001	0.00004	0.00001
Thorium Dissolved	mg/L	<0.0004	<0.0004	<0.0004	0.0004
Tin Dissolved	mg/L	<0.0001	<0.0001	<0.0001	0.0001
Uranium Dissolved	mg/L	0.0072	0.0042	<0.0004	0.0004
Vanadium Dissolved	mg/L	0.00029	0.00063	0.00031	0.0001
Zinc Dissolved	mg/L	0.001	0.002	0.250	0.001
Zirconium Dissolved	mg/L	<0.00010	<0.00010	0.00014	0.0001
Metals Total					
Mercury Total	mg/L	<0.00001	<0.00001	<0.00001	0.00001
Aluminum Total	mg/L	0.007	0.030	0.748	0.005

Exova
#104, 19575-55 A Ave.
Surrey, British Columbia
V3S 8P8, Canada

T: +1 (604) 514-3322
F: +1 (604) 514-3323
E: Surrey@exova.com
W: www.exova.com

Exova

Analytical Report

Bill To:	J. Gibson & Associates	Project:		Lot ID:	**911489**
Report To:	J. Gibson & Associates	ID:	Silver Range Res. (SRR)	Control Number:	A246260
	Box 20913	Name:	Keg Project	Date Received:	Dec 17, 2012
	Whitehorse, YT, Canada	Location:		Date Reported:	Dec 21, 2012
	Y1A 6P2	LSD:		Report Number:	1793481
Attn:	John Gibson	P.O.:			
Sampled By:	R.Gibson	Acct code:			
Company:					

			Reference Number	911489-1	911489-2	911489-3	
			Sample Date	Dec 13, 2012	Dec 13, 2012	Dec 13, 2012	
			Sample Time	NA	NA	NA	
			Sample Location	Surface	Surface	Surface	
			Sample Description	Keg #3 / Surface	Keg #4 / Surface	Keg #6 / Surface	
			Matrix	Water	Water	Water	
Analyte		**Units**		**Results**	**Results**	**Results**	Nominal Detection Limit
Metals Total - Continued							
Antimony	Total	mg/L		<0.0001	0.0002	0.0004	0.0001
Arsenic	Total	mg/L		0.00087	0.00193	0.00543	0.00005
Barium	Total	mg/L		0.0595	0.0871	0.0330	0.00005
Beryllium	Total	mg/L		<0.00005	<0.00005	0.00024	0.00005
Bismuth	Total	mg/L		<0.0001	<0.0001	<0.0001	0.0001
Boron	Total	mg/L		0.009	0.013	0.008	.002
Cadmium	Total	mg/L		0.00003	0.00006	0.00026	0.00001
Calcium	Total	mg/L		32.0	78.4	81.1	0.05
Chromium	Total	mg/L		<0.0005	<0.0005	<0.0005	0.0005
Cobalt	Total	mg/L		<0.0001	<0.0001	0.0098	0.0001
Copper	Total	mg/L		0.0006	0.0010	0.0110	0.0001
Iron	Total	mg/L		0.020	0.294	18.3	0.002
Lead	Total	mg/L		<0.0001	<0.0001	<0.0001	0.0001
Lithium	Total	mg/L		0.0098	0.0064	0.0156	0.0005
Magnesium	Total	mg/L		4.72	9.80	7.73	0.04
Manganese	Total	mg/L		0.0010	0.0464	0.340	0.001
Molybdenum	Total	mg/L		0.00119	0.00241	0.00016	0.00005
Nickel	Total	mg/L		0.0004	0.0008	0.0935	0.0002
Potassium	Total	mg/L		1.0	2.8	1.6	0.1
Selenium	Total	mg/L		0.0003	0.0013	0.0010	0.0001
Silicon	Total	mg/L		7.45	6.65	5.58	0.02
Silver	Total	mg/L		<0.00005	<0.00005	<0.00005	0.0005
Sodium	Total	mg/L		3.4	4.4	1.5	0.1
Strontium	Total	mg/L		0.102	0.186	0.0792	0.0001
Thallium	Total	mg/L		<0.00001	<0.00001	0.00004	0.00001
Thorium	Total	mg/L		0.00002	0.00001	<0.00001	0.00001
Tin	Total	mg/L		<0.0001	<0.0001	<0.0001	0.0001
Titanium	Total	mg/L		<0.0005	0.0013	<0.0005	0.0005
Uranium	Total	mg/L		0.00629	0.00364	0.00003	0.00001
Vanadium	Total	mg/L		0.0002	0.0004	0.0002	0.0001
Zinc	Total	mg/L		0.0013	0.0014	0.226	0.0005
Zirconium	Total	mg/L		<0.0005	<0.0005	<0.0005	0.0005
Physical and Aggregate Properties							
Solids	Total Suspended	mg/L		<2	<2	19	2
Solids	Total Dissolved	mg/L		116	274	366	5

Exova
#104, 19575-55 A Ave.
Surrey, British Columbia
V3S 8P8, Canada

T: +1 (604) 514-3322
F: +1 (604) 514-3323
E: Surrey@exova.com
W: www.exova.com

Exova

Analytical Report

Bill To:	J. Gibson & Associates	Project:		Lot ID:	**911489**
Report To:	J. Gibson & Associates	ID:	Silver Range Res. (SRR)	Control Number:	A246260
	Box 20913	Name:	Keg Project	Date Received:	Dec 17, 2012
	Whitehorse, YT, Canada	Location:		Date Reported:	Dec 21, 2012
	Y1A 6P2	LSD:		Report Number:	1793481
Attn:	John Gibson	P.O.:			
Sampled By:	R.Gibson	Acct code:			
Company:					

		Reference Number	911489-1	911489-2	911489-3	
		Sample Date	Dec 13, 2012	Dec 13, 2012	Dec 13, 2012	
		Sample Time	NA	NA	NA	
		Sample Location	Surface	Surface	Surface	
		Sample Description	Keg #3 / Surface	Keg #4 / Surface	Keg #6 / Surface	
		Matrix	Water	Water	Water	
Analyte		**Units**	**Results**	**Results**	**Results**	Nominal Detection Limit
Routine Water						
pH	at 25 °C		7.41	7.46	5.50	
Electrical Conductivity		µS/cm at 25 C	181	410	466	1
Calcium	Dissolved	mg/L	31.4	79.0	82.9	0.1
Iron	Dissolved	mg/L	0.016	0.064	18.4	0.005
Magnesium	Dissolved	mg/L	4.81	9.99	8.07	0.1
Manganese	Dissolved	mg/L	<0.001	0.038	0.314	0.001
Potassium	Dissolved	mg/L	1.0	2.7	1.6	0.1
Silicon	Dissolved	mg/L	7.04	6.20	5.39	0.05
Sodium	Dissolved	mg/L	3.2	4.2	1.4	0.1
Bicarbonate		mg/L	107	199	16	5
Carbonate		mg/L	<6	<6	<6	6
Hydroxide		mg/L	<5	<5	<5	5
T-Alkalinity	as CaCO3	mg/L	88	163	13	5
Chloride	Dissolved	mg/L	0.09	0.24	<0.50	0.05
Nitrate - N	Dissolved	mg/L	0.13	0.18	<0.10	0.01
Nitrite - N	Dissolved	mg/L	<0.01	<0.01	<0.10	0.01
Sulfate (SO4)	Dissolved	mg/L	9.6	67.6	231	0.5
Hardness	as CaCO3	mg/L	98	238	240	5
Hardness	Total	mg CaCO3/L	101	243	242	1

Exova
#104, 19575-55 A Ave,
Surrey, British Columbia
V3S 8P8, Canada

T: +1 (604) 514-3322
F: +1 (604) 514-3323
E: Surrey@exova.com
W: www.exova.com

Exova

Analytical Report

Bill To:	J. Gibson & Associates	Project:		Lot ID:	**911489**
Report To:	J. Gibson & Associates	ID:	Silver Range Res. (SRR)	Control Number:	A246260
	Box 20913	Name:	Keg Project	Date Received:	Dec 17, 2012
	Whitehorse, YT, Canada	Location:		Date Reported:	Dec 21, 2012
	Y1A 6P2	LSD:		Report Number:	1793481
Attn:	John Gibson	P.O.:			
Sampled By:	R.Gibson	Acct code:			
Company:					

		Reference Number	911489-4	911489-5		
		Sample Date	Dec 13, 2012	Dec 13, 2012		
		Sample Time	NA	NA		
		Sample Location	Surface	Surface		
		Sample Description	Keg #9 / Surface	Keg #1 / Surface		
		Matrix	Water	Water		
Analyte		**Units**	**Results**	**Results**	**Results**	Nominal Detection Limit
Inorganic Nonmetallic Parameters						
Organic Carbon	Total Nonpurgeable	mg/L	3.8	3.5		0.5
Cyanide	Total	mg/L	<0.002	<0.002		0.002
Phosphorus	Total	mg/L	0.021	0.009		0.003
Ammonia - N		mg/L	0.08	0.08		.01
Metals Dissolved						
Sulfur	Dissolved	mg/L	18.0	25.6		0.2
Aluminum	Dissolved	mg/L	<0.005	<0.005		0.005
Antimony	Dissolved	mg/L	<0.0002	0.0002		0.0002
Arsenic	Dissolved	mg/L	0.0012	0.0015		0.0002
Barium	Dissolved	mg/L	0.090	0.074		0.001
Beryllium	Dissolved	mg/L	<0.00004	<0.00004		0.00004
Bismuth	Dissolved	mg/L	<0.001	<0.001		0.001
Boron	Dissolved	mg/L	0.007	0.011		0.004
Cadmium	Dissolved	mg/L	0.00008	0.00007		0.00001
Chromium	Dissolved	mg/L	0.0014	0.0010		0.0004
Cobalt	Dissolved	mg/L	<0.00002	0.00016		0.00002
Copper	Dissolved	mg/L	<0.001	<0.001		0.001
Lead	Dissolved	mg/L	<0.0001	<0.0001		0.0001
Lithium	Dissolved	mg/L	0.008	0.007		0.001
Molybdenum	Dissolved	mg/L	0.00150	0.00193		0.0001
Nickel	Dissolved	mg/L	0.002	0.003		0.001
Selenium	Dissolved	mg/L	<0.0006	0.0009		0.0006
Silver	Dissolved	mg/L	<0.00001	<0.00001		0.00001
Titanium	Dissolved	mg/L	<0.010	<0.010		0.01
Strontium	Dissolved	mg/L	0.209	0.190		0.001
Tellurium	Dissolved	mg/L	<0.0001	<0.0001		0.0001
Thallium	Dissolved	mg/L	<0.00001	<0.00001		0.00001
Thorium	Dissolved	mg/L	<0.0004	<0.0004		0.0004
Tin	Dissolved	mg/L	<0.0001	<0.0001		0.0001
Uranium	Dissolved	mg/L	0.0028	0.0038		0.0004
Vanadium	Dissolved	mg/L	0.00045	0.00045		0.0001
Zinc	Dissolved	mg/L	0.005	0.005		0.001
Zirconium	Dissolved	mg/L	<0.00010	<0.00010		0.0001
Metals Total						
Mercury	Total	mg/L	<0.00001	<0.00001		0.00001
Aluminum	Total	mg/L	0.023	0.036		0.005

Exova
#104, 19575-55 A Ave.
Surrey, British Columbia
V3S 8P8, Canada

T: +1 (604) 514-3322
F: +1 (604) 514-3323
E: Surrey@exova.com
W: www.exova.com

Exova

Analytical Report

Bill To:	J. Gibson & Associates	Project:		Lot ID:	**911489**
Report To:	J. Gibson & Associates	ID:	Silver Range Res. (SRR)	Control Number:	A246260
	Box 20913	Name:	Keg Project	Date Received:	Dec 17, 2012
	Whitehorse, YT, Canada	Location:		Date Reported:	Dec 21, 2012
	Y1A 6P2	LSD:		Report Number:	1793481
Attn:	John Gibson	P.O.:			
Sampled By:	R.Gibson	Acct code:			
Company:					

			Reference Number	911489-4	911489-5		
			Sample Date	Dec 13, 2012	Dec 13, 2012		
			Sample Time	NA	NA		
			Sample Location	Surface	Surface		
			Sample Description	Keg #9 / Surface	Keg #1 / Surface		
			Matrix	Water	Water		
Analyte		**Units**		**Results**	**Results**	**Results**	Nominal Detection Limit
Metals Total - Continued							
Antimony	Total	mg/L		0.0002	0.0002		0.0001
Arsenic	Total	mg/L		0.00148	0.00181		0.00005
Barium	Total	mg/L		0.0944	0.0784		0.00005
Beryllium	Total	mg/L		<0.00005	<0.00005		0.00005
Bismuth	Total	mg/L		<0.0001	<0.0001		0.0001
Boron	Total	mg/L		0.008	0.010		.002
Cadmium	Total	mg/L		0.00008	0.00009		0.00001
Calcium	Total	mg/L		71.0	80.3		0.05
Chromium	Total	mg/L		<0.0005	<0.0005		0.0005
Cobalt	Total	mg/L		<0.0001	<0.0001		0.0001
Copper	Total	mg/L		0.0012	0.0014		0.0001
Iron	Total	mg/L		0.386	0.201		0.002
Lead	Total	mg/L		<0.0001	<0.0001		0.0001
Lithium	Total	mg/L		0.0067	0.0063		0.0005
Magnesium	Total	mg/L		10.2	9.56		0.04
Manganese	Total	mg/L		0.0804	0.0174		0.001
Molybdenum	Total	mg/L		0.00176	0.00221		0.00005
Nickel	Total	mg/L		0.0011	0.0022		0.0002
Potassium	Total	mg/L		1.6	2.6		0.1
Selenium	Total	mg/L		0.0006	0.0016		0.0001
Silicon	Total	mg/L		6.18	6.42		0.02
Silver	Total	mg/L		<0.00005	<0.00005		0.0005
Sodium	Total	mg/L		3.7	4.2		0.1
Strontium	Total	mg/L		0.204	0.188		0.0001
Thallium	Total	mg/L		<0.00001	<0.00001		0.00001
Thorium	Total	mg/L		0.00001	0.00001		0.00001
Tin	Total	mg/L		<0.0001	<0.0001		0.0001
Titanium	Total	mg/L		0.0006	0.0015		0.0005
Uranium	Total	mg/L		0.00248	0.00334		0.00001
Vanadium	Total	mg/L		0.0002	0.0003		0.0001
Zinc	Total	mg/L		0.0078	0.0056		0.0005
Zirconium	Total	mg/L		<0.0005	<0.0005		0.0005
Physical and Aggregate Properties							
Solids	Total Suspended	mg/L		<2	<2		2
Solids	Total Dissolved	mg/L		240	282		5

Exova
#104, 19575-55 A Ave.
Surrey, British Columbia
V3S 8P8, Canada

T: +1 (604) 514-3322
F: +1 (604) 514-3323
E: Surrey@exova.com
W: www.exova.com

Exova

Analytical Report

Bill To: J. Gibson & Associates
Report To: J. Gibson & Associates
Box 20913
Whitehorse, YT, Canada
Y1A 6P2
Attn: John Gibson
Sampled By: R.Gibson
Company:

Project:
ID: Silver Range Res. (SRR)
Name: Keg Project
Location:
LSD:
P.O.:
Acct code:

Lot ID: **911489**
Control Number: A246260
Date Received: Dec 17, 2012
Date Reported: Dec 21, 2012
Report Number: 1793481

		Reference Number	911489-4	911489-5		
		Sample Date	Dec 13, 2012	Dec 13, 2012		
		Sample Time	NA	NA		
		Sample Location	Surface	Surface		
		Sample Description	Keg #9 / Surface	Keg #1 / Surface		
		Matrix	Water	Water		
Analyte		**Units**	**Results**	**Results**	**Results**	Nominal Detection Limit
Routine Water						
pH	at 25 °C		6.79	7.43		
Electrical Conductivity		µS/cm at 25 C	365	409		1
Calcium	Dissolved	mg/L	69.4	77.7		0.1
Iron	Dissolved	mg/L	0.131	0.040		0.005
Magnesium	Dissolved	mg/L	10.2	9.48		0.1
Manganese	Dissolved	mg/L	0.070	0.009		0.001
Potassium	Dissolved	mg/L	1.6	2.5		0.1
Silicon	Dissolved	mg/L	5.75	5.89		0.05
Sodium	Dissolved	mg/L	3.5	3.8		0.1
Bicarbonate		mg/L	188	185		5
Carbonate		mg/L	<6	<6		6
Hydroxide		mg/L	<5	<5		5
T-Alkalinity	as CaCO3	mg/L	154	152		5
Chloride	Dissolved	mg/L	0.22	0.26		0.05
Nitrate - N	Dissolved	mg/L	0.17	0.20		0.01
Nitrite - N	Dissolved	mg/L	<0.01	<0.01		0.01
Sulfate (SO4)	Dissolved	mg/L	54.6	79.8		0.5
Hardness	as CaCO3	mg/L	215	233		5
Hardness	Total	mg CaCO3/L	225	247		1

Approved by:

Mathieu Simoneau
Operations Manager

Exova
#104, 19575-55 A Ave.
Surrey, British Columbia
V3S 8P8, Canada

T: +1 (604) 514-3322
F: +1 (604) 514-3323
E: Surrey@exova.com
W: www.exova.com

Methodology and Notes

Bill To:	J. Gibson & Associates	Project:		Lot ID:	**911489**
Report To:	J. Gibson & Associates	ID:	Silver Range Res. (SRR)	Control Number:	A246260
	Box 20913	Name:	Keg Project	Date Received:	Dec 17, 2012
	Whitehorse, YT, Canada	Location:		Date Reported:	Dec 21, 2012
	Y1A 6P2	LSD:		Report Number:	1793481
Attn:	John Gibson	P.O.:			
Sampled By:	R.Gibson	Acct code:			
Company:					

Method of Analysis

Method Name	Reference	Method	Date Analysis Started	Location
Alk, pH, EC, Turb in water (Surrey)	APHA	* Alkalinity - Titration Method, 2320 B	17-Dec-12	Exova Surrey
Alk, pH, EC, Turb in water (Surrey)	APHA	* Conductivity, 2510 B	17-Dec-12	Exova Surrey
Alk, pH, EC, Turb in water (Surrey)	APHA	* pH - Electrometric Method, 4500-H+ B	17-Dec-12	Exova Surrey
Ammonia-N in Water (Surrey)	APHA	* Flow Injection Analysis, 4500-NH3 H	18-Dec-12	Exova Surrey
Anions by IEC in water (Surrey)	APHA	* Ion Chromatography with Chemical Suppression of Eluent Cond., 4110 B	17-Dec-12	Exova Surrey
BC ICP-MS Total Metals in Water	US EPA	* Determination of Trace Elements in Waters and Wastes by ICP-MS, 200.8	20-Dec-12	Exova Edmonton
BC Trace Total Metals in Water	APHA	* Inductively Coupled Plasma (ICP) Method, 3120 B	20-Dec-12	Exova Edmonton
Carbon Organic (Total) in water (TOC)	APHA	High-Temperature Combustion Method, 5310 B	18-Dec-12	Exova Edmonton
Cyanide (Total) in water	US EPA	* US EPA method, 335.3	20-Dec-12	Exova Edmonton
Mercury Low Level (Total) in water (Surrey)	EPA	* Mercury in Water by Cold Vapor Atomic Fluorescence Spectrometry, 245.7	19-Dec-12	Exova Surrey
Metals SemiTrace (Dissolved) in water (Surrey)	US EPA	* Metals & Trace Elements by ICP-AES, 6010C	17-Dec-12	Exova Surrey
Phosphorus - total (low level) - Surrey	APHA	* Preliminary Acid Hydrolysis, Ascorbic Acid Reduction Method, 4500-P B,E	18-Dec-12	Exova Surrey
Solids Dissolved (Total, Fixed and Volatile) - Surrey	APHA	* Total Dissolved Solids Dried at 180 C, 2540 C	20-Dec-12	Exova Surrey
Solids Suspended (Total, Fixed and Volatile)	APHA	* Total Suspended Solids Dried at 103-105'C, 2540 D	18-Dec-12	Exova Surrey
Trace Metals (dissolved) in Water (Surrey)	US EPA	* Determination of Trace Elements in Waters and Wastes by ICP-MS, 200.8	17-Dec-12	Exova Surrey
Trace Metals (dissolved) in Water (Surrey)	US EPA	* Metals & Trace Elements by ICP-AES, 6010C	17-Dec-12	Exova Surrey

** Reference Method Modified*

References

APHA	Standard Methods for the Examination of Water and Wastewater
US EPA	US Environmental Protection Agency Test Methods

Comments:

Exova
#104, 19575-55 A Ave.
Surrey, British Columbia
V3S 8P8, Canada

T: +1 (604) 514-3322
F: +1 (604) 514-3323
E: Surrey@exova.com
W: www.exova.com

Exova

Methodology and Notes

Bill To:	J. Gibson & Associates	Project:		Lot ID:	**911489**
Report To:	J. Gibson & Associates	ID:	Silver Range Res. (SRR)	Control Number:	A246260
	Box 20913	Name:	Keg Project	Date Received:	Dec 17, 2012
	Whitehorse, YT, Canada	Location:		Date Reported:	Dec 21, 2012
	Y1A 6P2	LSD:		Report Number:	1793481
Attn:	John Gibson	P.O.:			
Sampled By:	R.Gibson	Acct code:			
Company:					

Please direct any inquiries regarding this report to our Client Services group.
Results relate only to samples as submitted.
The test report shall not be reproduced except in full, without the written approval of the laboratory.

Exova

LOT: 911489 COC

Control Number A246260

www.exova.com

vironmental Sample Information Sheet

...ote: Proper completion of this form is required in order to proceed with analysis

See reverse for your nearest Exova location and proper sampling protocol

Billing Address:	Copy of Report:	**Copy of Report To:**	Copy of invoice:
Company:		Company:	Send invoice to this address for approval ☐
Address: J. Gibson & Associates Box 20111 Whitehorse, YT Y1A 7A2	QA/QC Report ☐	Address:	
Attention: John Gibson	Report Result:	Attention:	Report Result:
Phone: (867)633-4522	e-mail ☐	Phone:	e-mail ☐
Fax:	Results Online ☐	Fax:	Results Online ☐
Cell: (867)668-6895	Fax ☐	Cell:	Fax ☐
e-mail:	Mail ☐	e-mail:	Mail ☐

Information to be included on Report and Invoice

Project ID: SILVER RANGE RES (SRR)
Project Name: KEG PROJECT.
Project Location:
Legal Location:
PO#:
Proj. Acct. Code: 6646
Agreement ID:

PRIORITY

Please contact laboratory prior to submitting any RUSH samples.

Upon filling out this section, client accepts that surcharges will be applied to this analysis.

If not all samples require RUSH, please indicate in special instructions.

Date Required: _____
Signature: _____

Sample Custody (Please Print)
Sampled by: R GIBSON
Company Signature 1G
I authorize Exova to proceed with the work indicated on this form:
Date: DECEMBER Initial 1G

Received by: Sample Temp 6.9°C
Waybill #: DEC 17 2012 Date
Company Time

Special Instructions / Comments

RCHGM = pH, EC, TP, N_2, N_3, TANK, Cl, SO_4, THARD, TSS, TDS

DISS METALS FIELD FILTERED, METALS + NITRIC
TOC + HCl, TCN + NaOH, NH_4 + SULFURIC

Please Indicate which regulations you are required to meet:
☐ Health Canada Drinking Water Quality
☐ Alberta Tier 1
☐ Other: _____

	Sample Identification	Location	Depth IN CM M	Date/Time Sampled	Matrix	Sampling Method	Number of Containers	RCHGM	TOC	NH4	TW24ew	TW23ew	TCN	THG
							↓	Enter tests above (✓ relevant samples below)						
	KEG #3	SURFACE	—	DEC13	H2O	Grab	7	✓	✓	✓	✓	✓	✓	✓
	KEG #4	↓		↓	↓	↓	7	✓	✓	✓	✓	✓	✓	✓
	KEG #6						7	✓	✓	✓	✓	✓	✓	✓
	KEG #9						7	✓	✓	✓	✓	✓	✓	✓
	KEG #1						7	✓	✓	✓	✓	✓	✓	✓

NOTE: All hazardous samples must be labeled according to WHMIS guidelines.

Page 1 of 1

APPENDIX 2

Flow Volume Calculations

November and December 2012

Stage Discharge Calculations

Project: **Silver Range - Keg Claims** **Date:** **11-Nov-12**

Site: **Keg #4**

Point (m)	Depth (meters)	Width (meters)	Velocity (m/sec)	Area (m sq)	Volume (cms)
1.1	0	0.05	0	0	0
1.2	0.1	0.1	0.521	0.01	0.0052
1.3	0.1	0.1	0.531	0.01	0.0053
1.4	0.12	0.1	0.521	0.012	0.0063
1.5	0.12	0.1	0.644	0.012	0.0077
1.6	0.12	0.1	0.66	0.012	0.0079
1.7	0.14	0.1	0.651	0.014	0.0091
1.8	0.34	0.1	0.248	0.034	0.0084
1.9	0.34	0.1	0.845	0.034	0.0287
2	0.36	0.1	0.66	0.036	0.0238
2.1	0.3	0.1	0.676	0.03	0.0203
2.2	0.28	0.1	0.564	0.028	0.0158
2.3	0.3	0.1	0.261	0.03	0.0078
2.4	0.28	0.1	0.192	0.028	0.0054
2.5	0.28	0.1	0.128	0.028	0.0036
2.6	0.16	0.1	0.254	0.016	0.0041
2.7	0.22	0.1	0.158	0.022	0.0035
2.8	0.2	0.1	0.212	0.02	0.0042
2.9	0.2	0.1	0.145	0.02	0.0029
3	0.18	0.085	0.035	0.015	0.0005
3.07	0	0.035	0	0	0.0000
1.97		**1.97**			**0.1705**

All velocity readings at 0.6 depth

no Staff Gauge

Data logger reading: no logger

Channel under ice? Yes - 90% coverage

Method: Price Velocity meter/ TS Wading Rod

Measurement By: R.Gibson

Stage Discharge Calculations

Project: **Silver Range - Keg Claims** **Date:** **11-Nov-12**

Site: **Keg #1**

Point (m)	Depth (meters)	Width (meters)	Velocity (m/sec)	Area (m sq)	Volume (cms)
2.3	0	0.1	0	0	0
2.5	0.1	0.2	0.131	0.02	0.0026
2.7	0.06	0.2	0.136	0.012	0.0016
2.9	0.08	0.2	0.09	0.016	0.0014
3.1	0.12	0.2	0.415	0.024	0.0100
3.3	0.18	0.2	0.256	0.036	0.0092
3.5	0.2	0.2	0.531	0.04	0.0212
3.7	0.23	0.2	0.72	0.046	0.0331
3.9	0.24	0.2	0.576	0.048	0.0276
4.1	0.18	0.2	0.508	0.036	0.0183
4.3	0.19	0.2	0.508	0.038	0.0193
4.5	0.22	0.2	0.432	0.044	0.0190
4.7	0.08	0.2	0.231	0.016	0.0037
4.9	0.21	0.2	0.552	0.042	0.0232
5.1	0.22	0.2	0.148	0.0440	0.0065
5.3	0.18	0.2	0.323	0.036	0.0116
5.5	0.18	0.125	0.301	0.0225	0.0068
5.55	0	0.025	0	0	0.0000
3.25		**3.25**			**0.215**

All velocity readings at 0.6 depth

Staff Gauge 0.265 m under ice conditions

Data logger reading: Logger pulled Oct12

Channel under ice? Ice covered, shelf ice

Method: Price Velocity meter/ TS Wading Rod

Measurement By: R.Gibson

Stage Discharge Calculations

Project: **Silver Range - Keg Claims** **Date:** **13-Dec-12**

Site: **Keg #1**

Point (m)	Depth (meters)	Width (meters)	Velocity (m/sec)	Area (m sq)	Volume (cms)
2.1	0	0.1	0	0	0
2.3	0.06	0.2	0.071	0.012	0.0009
2.5	0.06	0.2	0	0.012	0.0000
2.7	0.1	0.2	0.124	0.02	0.0025
2.9	0.12	0.2	0.179	0.024	0.0043
3.1	0.13	0.2	0.295	0.026	0.0077
3.3	0.12	0.2	0.423	0.024	0.0102
3.5	0.2	0.2	0.588	0.04	0.0235
3.7	0.2	0.2	0.442	0.04	0.0177
3.9	0.17	0.2	0.308	0.034	0.0105
4.1	0.2	0.2	0.331	0.04	0.0132
4.3	0.08	0.2	0.217	0.016	0.0035
4.5	0.08	0.2	0.231	0.016	0.0037
4.7	0.2	0.2	0	0.04	0.0000
4.9	0.16	0.2	0.432	0.0320	0.0138
5.1	0.08	0.145	0.212	0.0116	0.0025
5.19	0	0.045	0	0	0.0000
3.09		**3.09**			**0.114**

All velocity readings at 0.6 depth

Staff Gauge under ice conditions

Data logger reading: Logger pulled Oct12

Channel under ice? Ice covered, shelf ice

Method: Price Velocity meter/ TS Wading Rod

Measurement By: R.Gibson

SILVER RANGE RESOURCES LTD - KEG PROPERTY

2012 WATER LEVEL/ STREAM DISCHARGE DATA

J. Gibson Env. Consulting *Whitehorse, Yukon*

KEG Property 2012 Water Levels/Stream Discharge

Water level / discharge flow monitoring on streams adjoining the KEG Property began in May 2012.

Station KEG#1 drains a north flowing watershed that runs adjacent to the main drill targets and discharges into the receiving water creek (a tributary to Tay River)..

Station KEG#11 drains a west flowing watershed that discharges into the receiving water creek

(tributary to Tay River).

Stations are located on the attached map.

Flow volume measurements at Station KEG#1 from August 2010 to October 2012 established a flow volume range of 0.025 to 1.374 cubic meters per second.

Flow Volume measurements at Station KEG#11 from August 2010 to October 2012 established a flow volume range of 0.035 to 0.797 cubic meters per second.

Both minimum volume flows are "under ice condition" measurements.

Water level monitoring began May 20, 2012 with the installation of ONSET HOBO U20 water level / temperature data loggers.

Two survey benchmarks were established at each site. Water level and "Top of Pipe" elevations were obtained with each site visit.

Data loggers were programmed to take water level readings at 15 minute intervals. Data was corrected for barometric pressure and surveyed elevations.

Water level data for each station is presented as a graph and table for daily mean discharge based on the developed stage / discharge relationship.

Daily mean water temperatures are included as a graph.

Station KEG#1

Station Visits 2012

Date	BM1 (m)	BM2 (m)	Gauge Zero (m)	Staff Gauge (m)	Time	Q (cms)
20-May	100	100.339	98.694	0.427	13:35	0.699
22-May				0.497	9:10	1.125
09-Jul	100	100.331	98.703	0.502	15:48	1.270
10-Jul				0.542	15:15	1.374
17-Oct	100	100.334	98.734	0.349	12:15	0.312

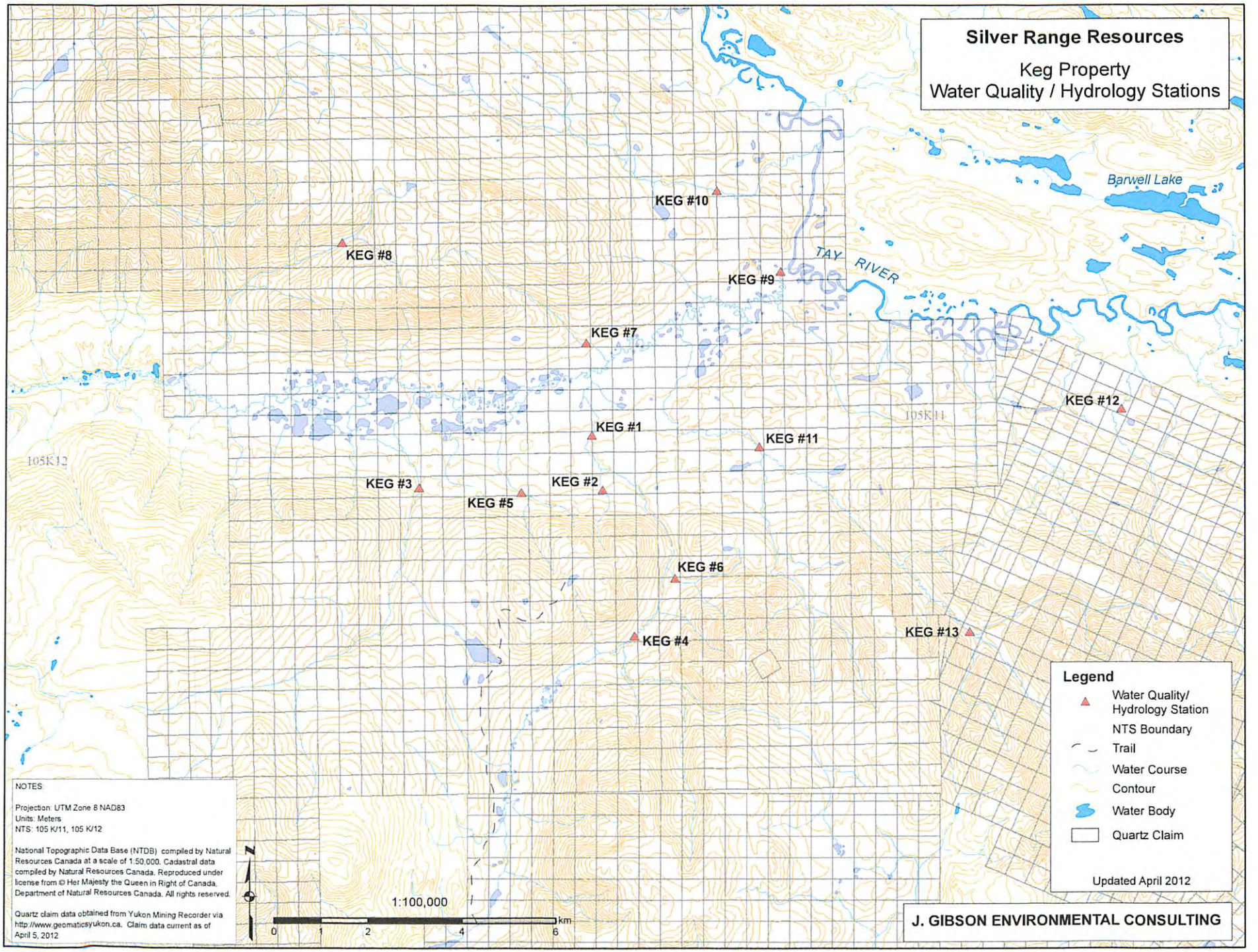
Silver Range Resources
Keg Property
Water Quality / Hydrology Stations
Barwell Lake
TAY RIVER
KEG #8
KEG #10
KEG #9
KEG #7
KEG #12
KEG #1
KEG #11
KEG #3
KEG #2
KEG #5
KEG #6
KEG #4
KEG #13
105K12
105K11
Legend
Water Quality/ Hydrology Station
NTS Boundary
Trail
Water Course
Contour
Water Body
Quartz Claim
Updated April 2012
NOTES:
Projection: UTM Zone 8 NAD83
Units: Meters
NTS: 105 K/11, 105 K/12
National Topographic Data Base (NTDB) compiled by Natural Resources Canada at a scale of 1:50,000. Cadastral data compiled by Natural Resources Canada. Reproduced under license from © Her Majesty the Queen in Right of Canada, Department of Natural Resources Canada. All rights reserved.
Quartz claim data obtained from Yukon Mining Recorder via http://www.geomaticsyukon.ca. Claim data current as of April 5, 2012
N
1:100,000
0 1 2 4 6 km
J. GIBSON ENVIRONMENTAL CONSULTING

Stage / Discharge Rating Curve, Daily Mean Discharge, Instantaneous Discharge

Station Keg #1 Stage Discharge Curve below is in effect May 20 to October 17, 2012.

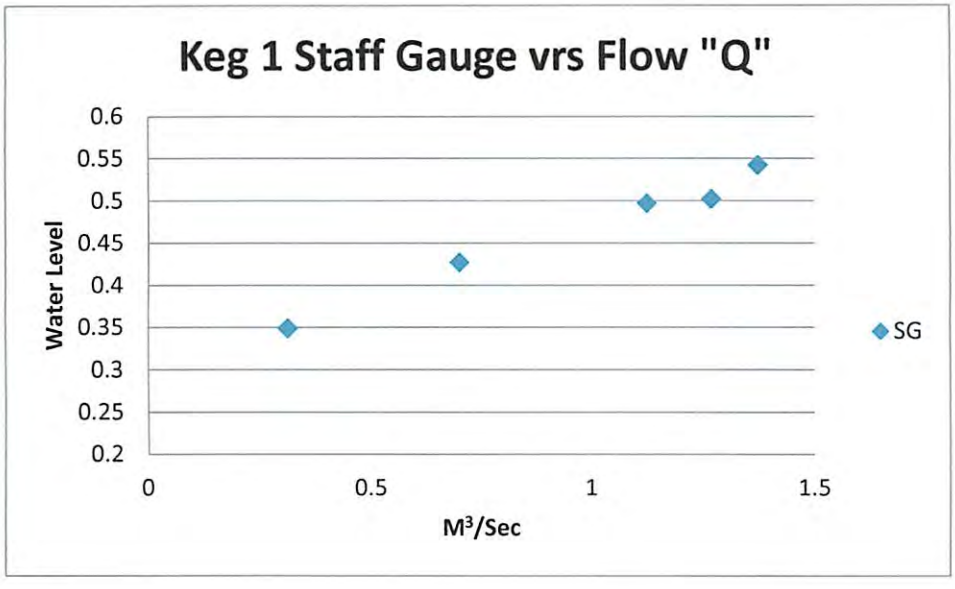

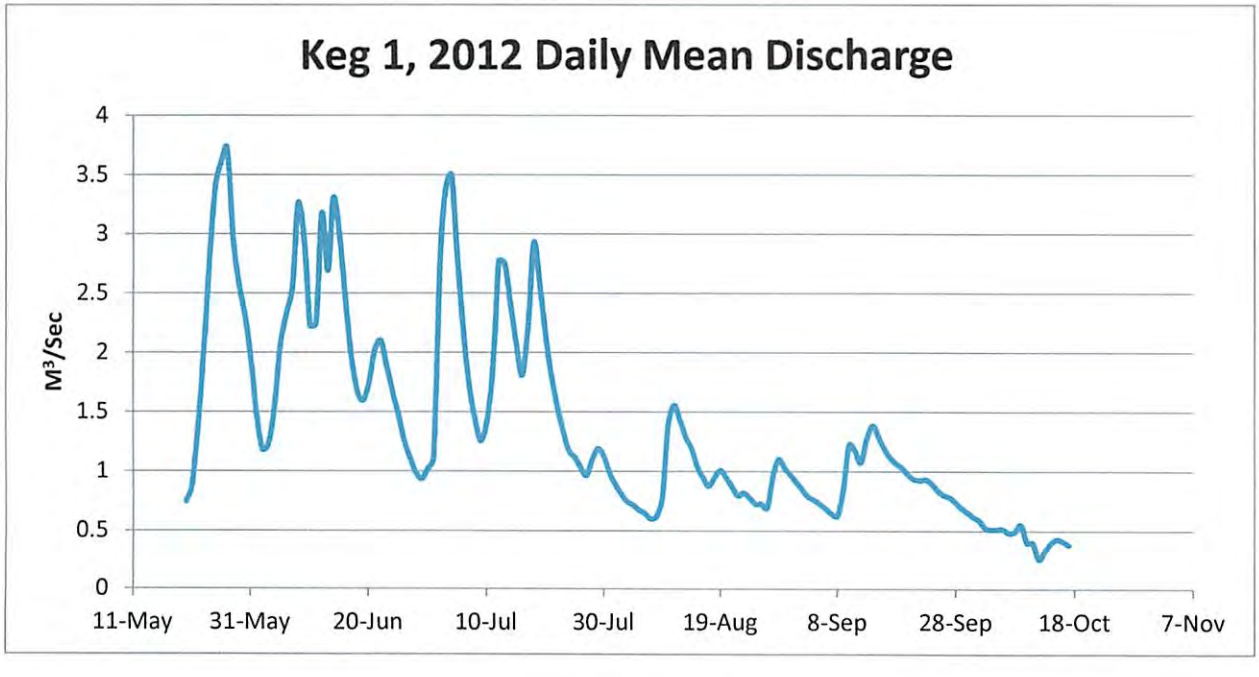

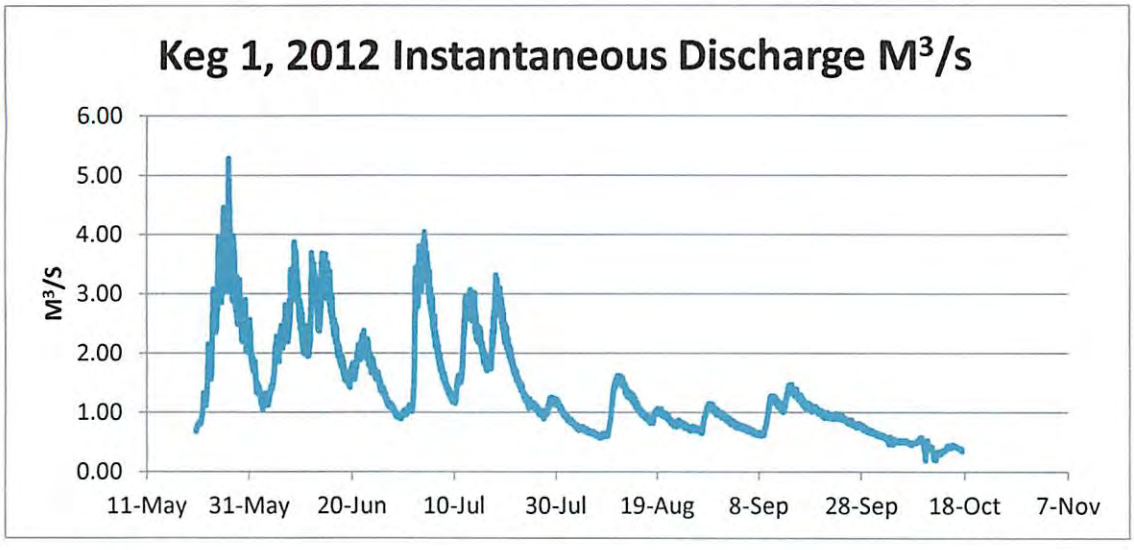
Keg 1, 2012 Instantaneous Discharge M³/s
M³/S
6.00
5.00
4.00
3.00
2.00
1.00
0.00
11-May
31-May
20-Jun
10-Jul
30-Jul
19-Aug
8-Sep
28-Sep
18-Oct
7-Nov

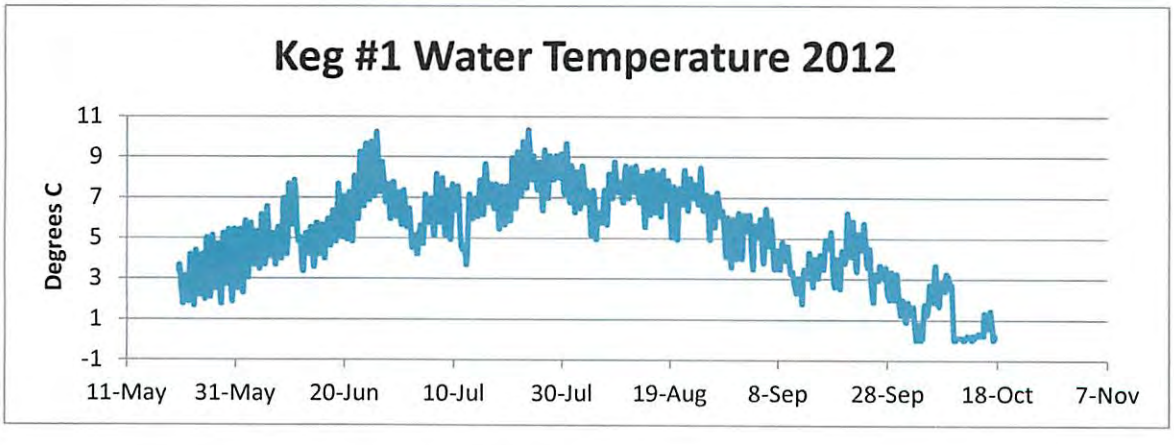
Keg #1 Water Temperature 2012
Degrees C
11
9
7
5
3
1
-1
11-May
31-May
20-Jun
10-Jul
30-Jul
19-Aug
8-Sep
28-Sep
18-Oct
7-Nov

Station KEG#11

Station Visits 2012

Date	BM1 (m)	BM2 (m)	Gauge Zero (m)	Staff Gauge (m)	Time	Q (cms)
20-May	100.000	100.051	97.759	0.195	15:15	0.405
22-May				0.237	9:40	0.543
09-Jul	100.000	100.049	97.765	0.255	17:25	0.751
10-Jul				0.273	15:55	0.797
17-Oct	100.000	100.047	97.777	0.179	13:20	0.288

Stage / Discharge Rating Curve, Instantaneous Discharge, Daily Mean Discharge

Station Keg #11 Stage Discharge Curve below is in effect May 20 to October 17, 2012.

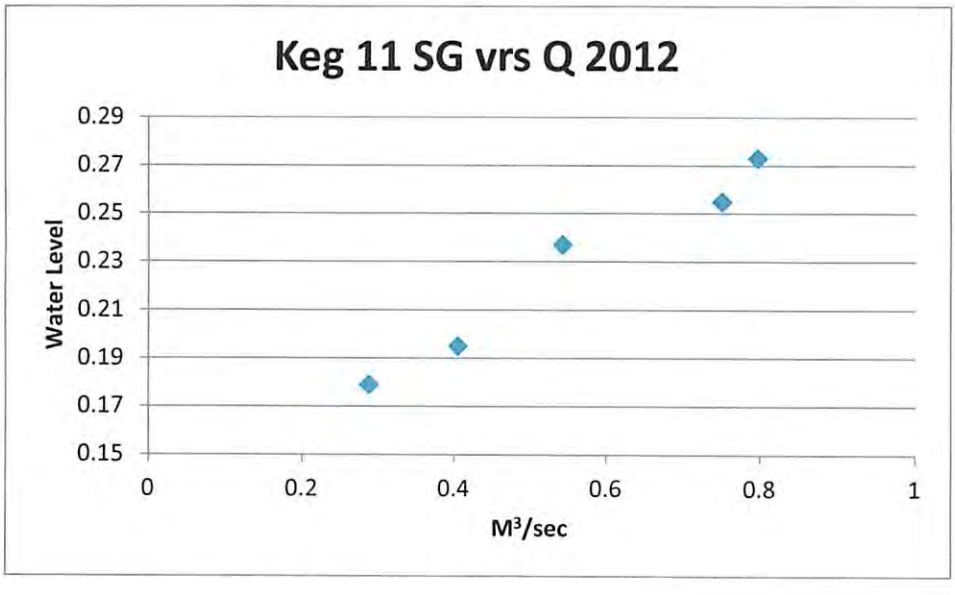

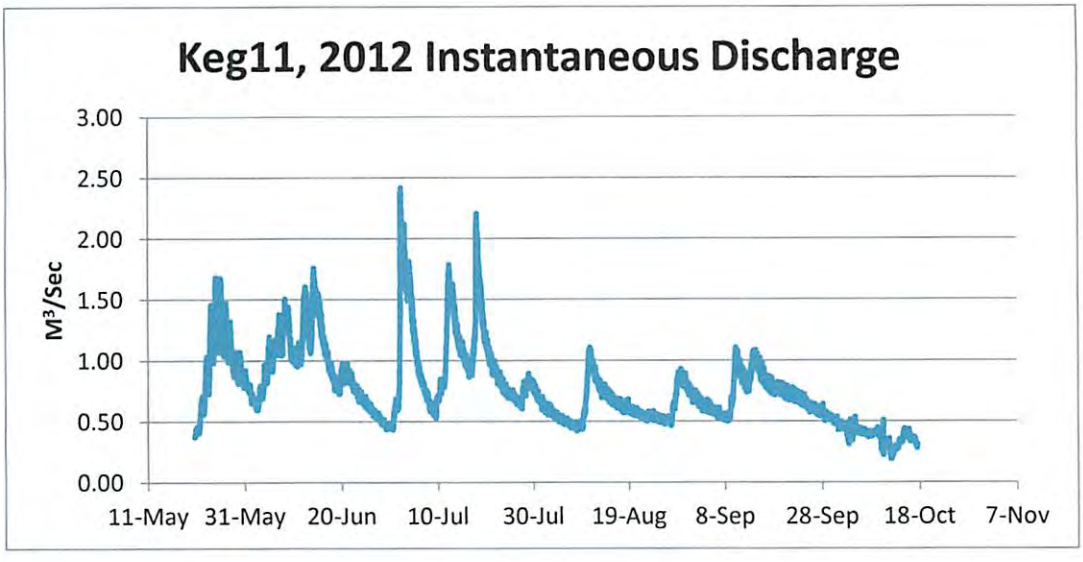
Keg11, 2012 Instantaneous Discharge
M³/Sec
3.00
2.50
2.00
1.50
1.00
0.50
0.00
11-May
31-May
20-Jun
10-Jul
30-Jul
19-Aug
8-Sep
28-Sep
18-Oct
7-Nov

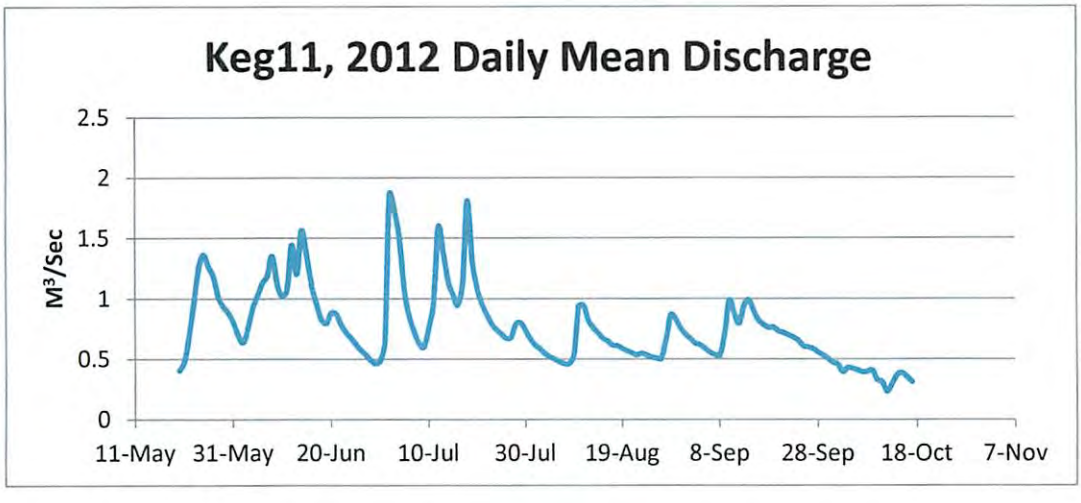
Keg11, 2012 Daily Mean Discharge
M³/Sec
2.5
2
1.5
1
0.5
0
11-May
31-May
20-Jun
10-Jul
30-Jul
19-Aug
8-Sep
28-Sep
18-Oct
7-Nov

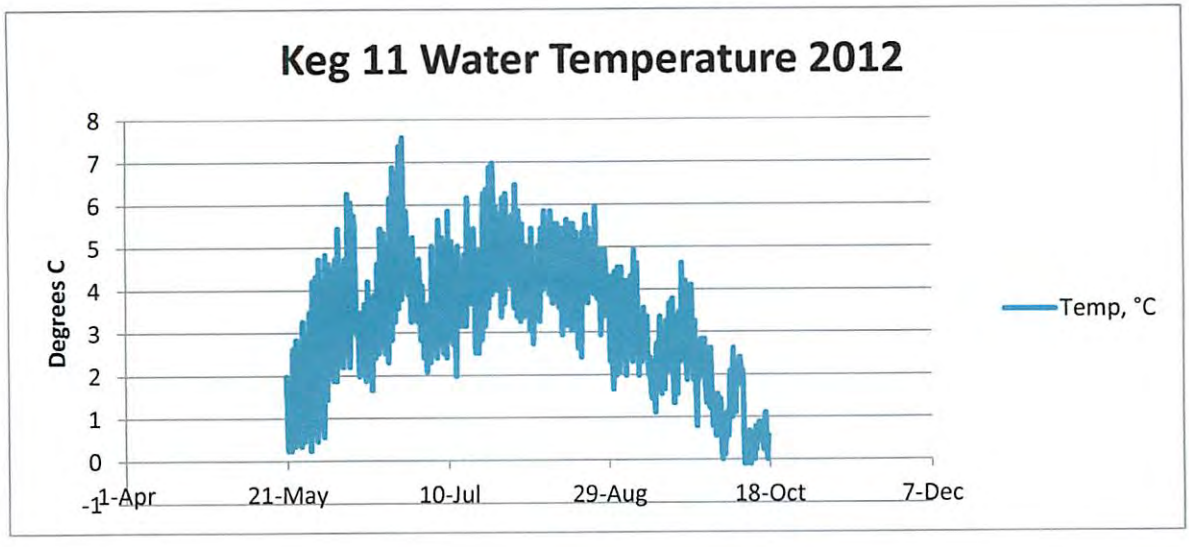
Keg 11 Water Temperature 2012
Degrees C
8
7
6
5
4
3
2
1
0
-1
1-Apr
21-May
10-Jul
29-Aug
18-Oct
7-Dec
Temp, °C

Silver Range Resources

KEG AND REBEL CLAIMS

Baseline Water Quality / Hydrology Survey

Environmental Data Update

May, 2012

J.Gibson Env. Consulting *Whitehorse, Yukon*

KEG / REBEL Claims May 2012

Silver Range Resources baseline water quality / hydrology surveys of the KEG and REBEL Claims surface waters continued on May 21 and 22, 2012.

The May 2012 surveys are at early spring freshet flow volumes.

The sites are located in the Anvil Range approximately 30 kilometers north of Faro, Yukon and 15 kilometers north of the former Faro Mine.

The KEG Claims are located on tributaries to the Tay River.

The REBEL Claims are located south of the KEG Claims on tributaries to Anvil Creek.

All surface waters are tributaries to the Pelly River.

The KEG exploration was operating and preparing for the start of drilling..

The exploration camp and all survey sites were accessed by helicopter.

The baseline survey consisted of water quality samples for routine chemistry, total metals, dissolved metals, total organic carbon, total cyanide and total mercury with field measurements for pH, water temperature and flow volume measurements.

Water level data loggers were installed at Stations KEG#1 and KEG#11. Level survey data is attached in Appendix 2.

Sample Locations

Nine water quality sample sites were established on the KEG Claims during the initial survey in August 2010.
Four sites were added in October 2010 on the eastern limits of the expanded claim block.

Three sites were established on the REBEL Claims in August, 2010 with no additions.

All sites are on the attached location maps.

Site Change / Relocation

Station location coordinates were checked during the March 2012 survey.

There is a discrepancy between the map location and coordinates for KEG#2, KEG#3 and KEG#5. A change was made to the map location of all three stations resulting in a new station KEG#3.
KEG#3 was established on May 21, 2012. Previous notes of "dry channel" do not refer to the new site.

.
Stations KEG#2 and KEG#5 locations remain the same.

New site coordinates are listed below and on the updated site map.

KEG Claim sample station designations and coordinates (updated March 2012) are:

Station #	Lat/Long Coordinates	Elevation(m)
KEG #1	62 36 8.26 / 133 19 58.3	787
KEG #2	62 35 29.8 / 133 19 44.2	818
KEG #3	62 35 34.4 / 133 24 18.1	865
KEG #4	62 33 46.9 / 133 19 48	970
KEG #5	62 35 29.3 / 133 21 45.3	833
KEG #6	62 34 26.4 / 133 17 59.1	940
KEG #7	62 37 12.9 / 133 20 43	833
KEG #8	62 38 26.8 / 133 26 5.3	1152
KEG #9	62 37 59.2 / 133 15 9.9	750
KEG #10	62 38 56.3 / 133 16 41.9	850
KEG #11	62 35 57.1 / 133 15 48.3	880
KEG #12	62 36 16.9 / 133 06 45.8	820
KEG #13	62 33 43.7 / 133 10 41.6	1020
*Updated March 2012		

REBEL Stations remain unchanged.

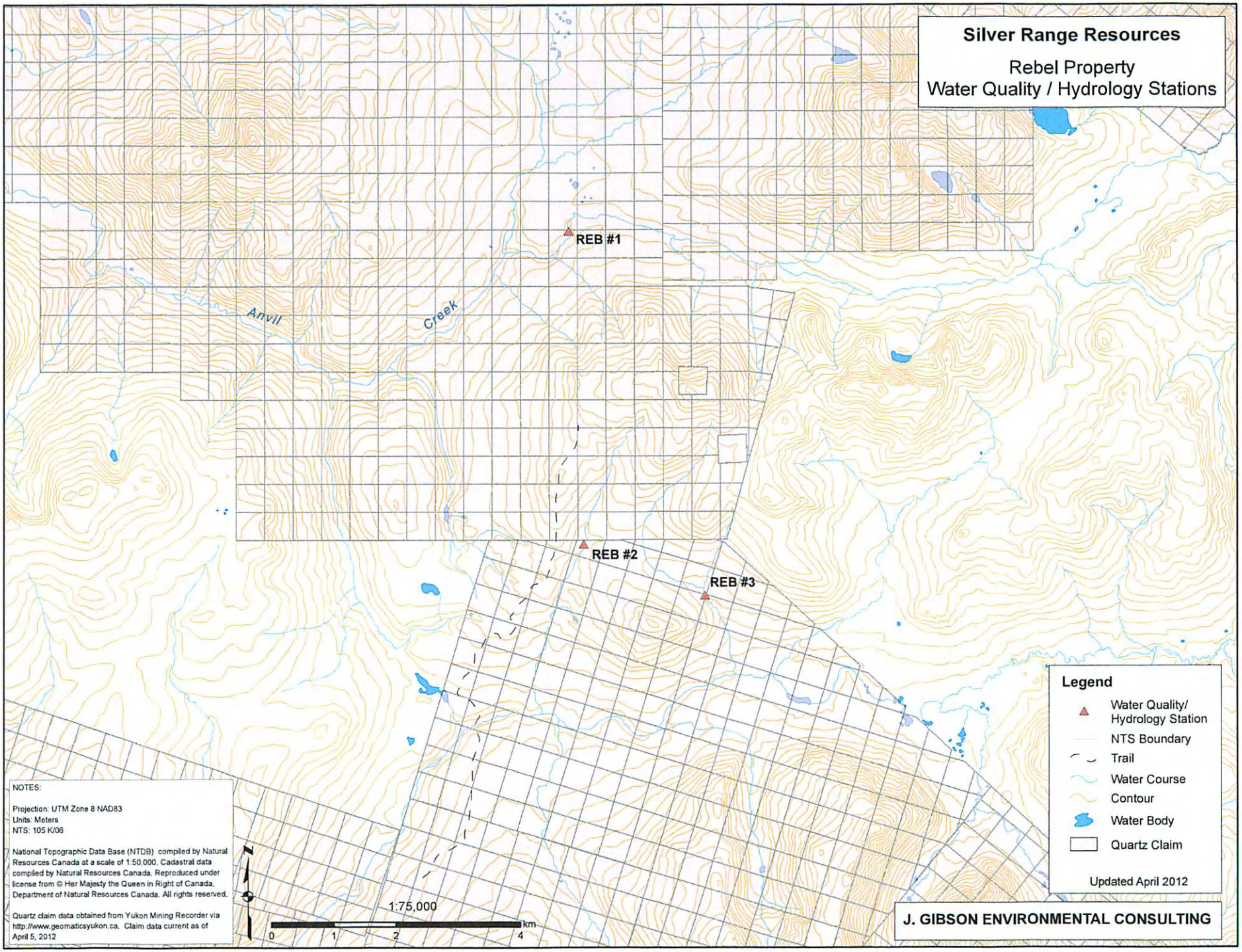
Silver Range Resources
Rebel Property
Water Quality / Hydrology Stations
REB #1
REB #2
REB #3
Anvil
Creek
Legend
Water Quality/ Hydrology Station
NTS Boundary
Trail
Water Course
Contour
Water Body
Quartz Claim
Updated April 2012
J. GIBSON ENVIRONMENTAL CONSULTING
NOTES:
Projection: UTM Zone 8 NAD83
Units: Meters
NTS: 105 K/06
National Topographic Data Base (NTDB) compiled by Natural Resources Canada at a scale of 1:50,000. Cadastral data compiled by Natural Resources Canada. Reproduced under license from © Her Majesty the Queen in Right of Canada, Department of Natural Resources Canada. All rights reserved.
Quartz claim data obtained from Yukon Mining Recorder via http://www.geomaticsyukon.ca. Claim data current as of April 5, 2012
1:75,000
0 1 2 4 km

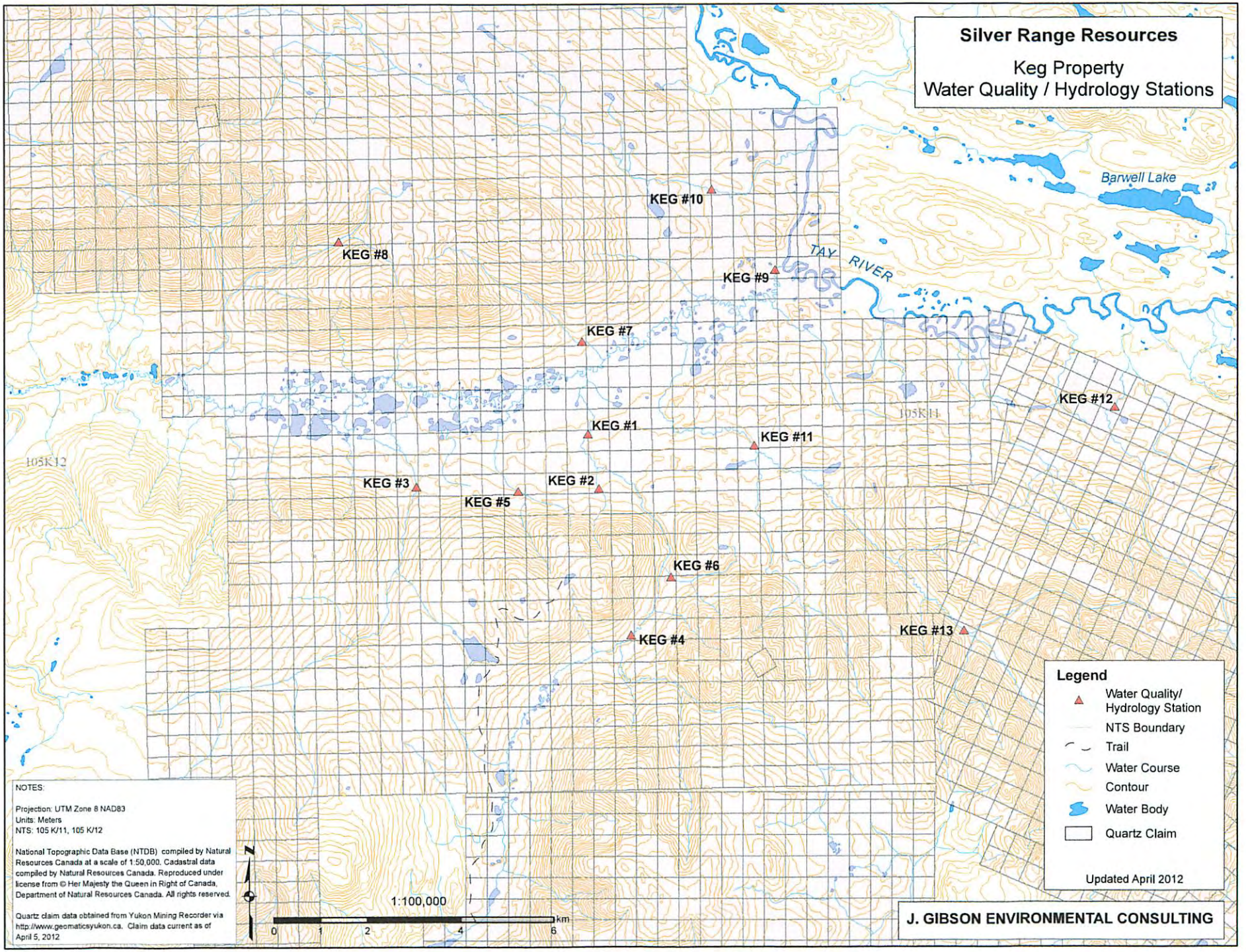
Silver Range Resources
Keg Property
Water Quality / Hydrology Stations
Barwell Lake
TAY RIVER
105K11
105K12
KEG #1
KEG #2
KEG #3
KEG #4
KEG #5
KEG #6
KEG #7
KEG #8
KEG #9
KEG #10
KEG #11
KEG #12
KEG #13
Legend
Water Quality/ Hydrology Station
NTS Boundary
Trail
Water Course
Contour
Water Body
Quartz Claim
Updated April 2012
NOTES:
Projection: UTM Zone 8 NAD83
Units: Meters
NTS: 105 K/11, 105 K/12
National Topographic Data Base (NTDB) compiled by Natural Resources Canada at a scale of 1:50,000. Cadastral data compiled by Natural Resources Canada. Reproduced under license from © Her Majesty the Queen in Right of Canada, Department of Natural Resources Canada. All rights reserved.
Quartz claim data obtained from Yukon Mining Recorder via http://www.geomaticsyukon.ca. Claim data current as of April 5, 2012
N
1:100,000
0 1 2 4 6 km
J. GIBSON ENVIRONMENTAL CONSULTING

REBEL Claim sample station designations and coordinates are:

Station #	Lat/Long Coordinates	Elevation(m)
REB #1	62 27 49.8 / 133 12 47.9	1305
REB #2	62 24 59.5 / 133 13 21.1	1425
REB #3	62 23 48.3 / 133 10 36.9	1365

Station coordinates and elevations are for helicopter landing sites. Due to the topography and thick vegetation it was often necessary to located landing sites up to100 meters distance from sample sites.

Sample Analysis Parameters

All KEG and REBEL Stations were sampled for total metals, dissolved metals and routine chemistry, total organic carbon, total cyanide and total mercury.

Station KEG #9 is the KEG Claims downstream station prior to flows entering the Tay River.

Dissolved metals samples were filtered onsite using disposable 60 ml syringes and 0.45 micron filters. New syringes and filters were used for each station.

Total and dissolved metal samples were preserved with nitric acid immediately after sampling.

Total Cyanide samples were preserved with NaOH, Total Organic Carbon samples with HCL immediately after sampling.

All samples were stored in coolers, kept at 4 Celsius and shipped by air cargo to the Exova Canada Inc. laboratory in Surrey B.C. for analysis within recommended holding times.

Field measurements for pH, conductivity, total dissolved solids were taken with an Oakton PCS TestR 35, water temperatures with a digital thermometer.

Flow Volume Measurements

Stream flow volumes were measured at all KEG and REBEL Stations with a Price AA velocity meter and cross sectional area calculations. All channels were ice free.

Stream flow volume data/calculations are attached in Appendix 2.

Analysis Results

Laboratory analysis and field measurement results are listed in the following tables:

Tables 1a and 1b. KEG Stations Routine Chemistry – laboratory analysis and field measurements

Tables 2a and 2b. KEG Stations Total Metals ICP–MS laboratory analysis results

Tables 3a and 3b. KEG Stations Dissolved Metals ICP–MS laboratory analysis results

Table 4. KEG Stations Flow Volume Summary 2010, 2011, 2012.

Table 5. REBEL Stations Routine Chemistry – laboratory analysis and field measurements

Table 6. REBEL Stations Total Metals ICP–MS laboratory analysis results

Table 7. REBEL Claims Dissolved Metals ICP-MS laboratory analysis results

Table 8. REBEL Stations Flow Volume Summary 2010, 2011, 2012.

Table 9.. Camp Drinking Water Supply at KEG #4. Laboratory analysis results to. May 2012.

Table 10. Quality Control Sample Results- KEG#4 May 2012

Listed with the analysis data are the laboratory detection limits for each parameter.

Table 1a. Silver Range Resources - KEG Claims, May 2012.
Routine Chemistry and Field Measurement Results

Parameter	Unit	STATIONS KEG #1	KEG #2	KEG #3	KEG #4	KEG #5	KEG #6	KEG #7	KEG #8	Detection Limit	DWQ* G.lines	Aquatic** G.lines
pH (field)	ru	8.38	7.19	7.58	7.86	8.62	7.58	7.91	7.46			
pH (lab)	ru	7.54	6.91	7.33	7.45	6.66	6.04	7.25	7.36		6.5-8.5	6.5-9
Conductivity (field)	uS/cm	218	77.9	109.2	194.2	82	281	306	190			
Conductivity (lab)	uS/cm	200	68	98	175	72	247	279	172	1		
Water temperature	C	3.7	1.4	1.6	2.9	0.3	3.7	1.3	2.1			
Flow Volume(field)	cms	1.125	0.0015	0.624	0.740	0.025	0.016	0.079	0.079			
		0.699										
Ammonia -N	mg/L	<0.01	0.01	0.01	0.01	<0.01	0.05	0.01	0.01	0.01		1.37-2.2
Chloride	mg/L	0.9	<0.5	<0.5	0.6	<0.5	<0.5	3.2	<0.5	0.5	<250	
Nitrate - N	mg/L	0.05	<0.01	0.02	0.04	0.15	0.02	<0.01	<0.01	0.01	10	
Nitrite - N	mg/L	<0.005	<0.005	<0.005	<0.005	<0.005	<0.005	<0.005	<0.005	0.005	1	0.06
Phosphorus -T	mg/L	0.032	0.017	0.028	0.01	0.02	0.014	0.031	0.034	0.01		
Sulphate (S04)	mg/L	26	<5	<5	18	12	103	69	25	0.5		
T.Suspended Solids	mg/L	12	<2	4	30	<2	3	18	6	2		
T.Dissolved Solids	mg/L	168	124	124	158	172	230	258	184	5	500	
Hardness (as CaC03)	mg/L	110	48	58	94	44	110	143	87	1	<500	
Alkalinity (as CaC03)	mg/L	77	26	46	72	14	8	66	60	5		
Organic Carbon-Total	mg/L	14	35	21	16	47	18	27	26	0.5		
Cyanide - Total	mg/L	0.002	0.002	<0.002	<0.002	0.002	<0.002	<0.002	0.002	0.001	0.2	0.005

All results and limits in mg/L unless noted otherwis. Nr = no sample/reading

DWQ* Guidelines are Maximum Acceptable Concentrations according to
Canadian Drinking Water Quality

Aquatic** Guidelines are for protection of aquatic life in waters with pH >6.5 and Hardness as CaC03 >180 mg/L
Canadian Water Quality Guidelines

equals or exceed Guideline levels

Table 1b. Silver Range Resources - KEG Claims, May 2012.
Routine Chemistry and Field Measurement Results

Parameter	Unit	STATIONS KEG #9	KEG #10	Keg #11	KEG #12	KEG #13	Detection Limit	DWQ* G.lines	Aquatic** G.lines
pH (field)	ru	7.34	7.31	7.64	7.56	7.49			
pH (lab)	ru	7.52	7.09	7.62	7.7	7.62		6.5-8.5	6.5-9
Conductivity (field)	uS/cm	252	146	403	348	379			
Conductivity (lab)	uS/cm	231	132	366	312	337	1		
Water temperature	C	4.3	2.5	2.2	1.6	1.3			
Flow Volume(field)	cms		0.709	0.405 0.543	0.204	0.242			
Ammonia -N	mg/L	0.01	<0.01	<0.01	0.01	<0.01	0.01		1.37-2.2
Chloride	mg/L	0.6	<0.5	0.6	0.9	0.9	0.5	<250	
Nitrate - N	mg/L	0.04	<0.01	0.05	0.07	0.06	0.01	10	
Nitrite - N	mg/L	<0.005	<0.005	<0.005	<0.005	<0.005	0.005	1	0.06
Phosphorus - T	mg/L	0.043	0.054	<0.01	0.044	<0.01	0.01		
Sulphate (S04)	mg/L	33	29	92	63	90	0.5		
T.Suspended Solids	mg/L	27	23	<2	32	<2	2		
T.Dissolved Solids	mg/L	188	160	294	270	274	5	500	
Hardness (as CaC03)	mg/L	120	70	191	165	171	1	<500	
Alkalinity (as CaC03)	mg/L	88	31	95	98	82	5		
Organic Carbon-Total	mg/L	15	33	15	19	15	0.5		
Cyanide - Total	mg/L	<0.002	0.002	<0.002	<0.002	<0.002	0.001	0.2	0.005

All results and limits in mg/L unless noted otherwis. Nr = no sample/reading

DWQ* Guidelines are Maximum Acceptable Concentrations according to
Canadian Drinking Water Quality

Aquatic** Guidelines are for protection of aquatic life in waters with pH >6.5 and Hardness as CaC03 >180 mg/L
Canadian Water Quality Guidelines

Equals or exceeds Guideline Limits

Table 2a. Silver Range Resources - KEG Claims May, 2012

Total Metals Analysis Results.

Parameter	Units	KEG #1	KEG #2	KEG #3	KEG #4	KEG #5	KEG #6	KEG #7	KEG #8	Detection Limit	DWQ* G.Lines	Aquatic** G.Lines
Aluminum	mg/L	0.386	0.111	0.095	0.646	0.433	0.357	0.554	0.095	0.005		0.1
Antimony	mg/L	0.0002	0.0002	<0.0002	<0.0002	<0.0002	<0.0002	<0.0002	0.0003	0.0002	0.006	
Arsenic	mg/L	0.0023	0.002	0.001	0.0025	0.0024	0.0013	0.0042	0.0018	0.0002	0.01	
Barium	mg/L	0.052	0.02	0.037	0.056	0.023	0.029	0.051	0.03	0.001	1	
Beryllium	mg/L	<0.00004	<0.00004	<0.00004	<0.00004	0.00006	0.00012	0.00004	<0.00004	0.00004		
Bismuth	mg/L	<0.001	<0.001	<0.001	<0.001	<0.001	<0.001	<0.001	<0.001	0.001		
Boron	mg/L	0.009	0.007	0.006	0.008	0.014	0.006	0.012	<0.005	0.004	5	
Cadmium	mg/L	0.00008	0.00017	0.00002	0.0001	0.00017	0.0001	0.00011	0.00004	0.00001	0.005	0.0018
Calcium	mg/L	33.4	15.5	17.3	29.7	38.5	40.7	50.2	32.6	0.05		
Chromium	mg/L	0.0015	0.0007	0.0004	0.0023	0.0009	<0.0004	0.0013	<0.0004	0.0004	0.05	0.002
Cobalt	mg/L	0.00043	0.00016	0.00009	0.00058	0.00023	0.00402	0.00042	0.00012	0.00002		
Copper	mg/L	0.004	0.006	0.002	0.005	0.006	0.005	0.006	0.003	0.001	1	0.004
Iron	mg/L	0.865	0.251	0.233	1.16	3.68	<0.01	0.884	0.356	0.01	0.3	0.3
Lead	mg/L	0.0006	0.0003	0.0002	0.0008	0.0004	0.0002	0.0008	0.0002	0.0001	0.01	0.007
Lithium	mg/L	0.004	<0.001	0.006	0.004	0.001	0.008	0.001	0.001	0.001		
Magnesium	mg/L	4.32	1.18	2.74	4.07	4.55	4.75	5.5	3.13	0.05		
Manganese	mg/L	0.032	0.026	0.008	0.042	0.115	0.122	0.048	0.048	0.0002	0.05	
Molybdenum	mg/L	0.0009	0.0002	0.0004	0.0009	0.0008	<0.0001	0.0012	0.0004	0.00002		
Nickel	mg/L	0.004	0.002	0.002	0.004	0.002	0.038	0.004	0.002	0.001		0.15
Potassium	mg/L	1.8	0.5	1.1	1.9	1.2	1	1.8	1.5	0.1		
Sulfur	mg/L	7.7	1.5	1.4	5.4	30.3	35.7	21.3	7.8	0.1		
Selenium	mg/L	<0.0006	<0.0006	<0.0006	<0.0006	<0.0006	<0.0006	0.0009	<0.0006	0.0006	0.01	0.001
Strontium	mg/L	0.067	0.028	0.056	0.081	0.034	0.045	0.124	0.102	0.001		
Silver	mg/L	<0.00001	<0.00001	<0.00001	<0.00001	<0.00001	<0.00001	<0.00001	<0.00001	0.00001		0.0001
Silicon	mg/L	3.99	3.4	3.36	4.06	3.45	3.83	4.04	2.82	0.05		
Sodium	mg/L	1.82	0.79	1.12	1.65	0.89	0.88	1.42	0.96	0.02	<200	
Thallium	mg/L	0.00001	<0.00001	<0.00001	0.0001	<0.00001	0.00002	0.00002	<0.00001	0.00001		
Tin	mg/L	<0.0001	<0.0001	<0.0001	<0.0001	<0.0001	<0.0001	<0.0001	<0.0001	0.0001		
Titanium	mg/L	0.017	0.004	<0.001	0.02	<0.001	<0.001	<0.001	0.003	0.001		
Uranium	mg/L	0.0016	<0.0004	0.0024	0.0015	<0.0004	<0.0004	0.0009	<0.0004	0.0004	0.02	
Vanadium	mg/L	0.0018	0.0006	0.0005	0.0025	0.0014	0.0002	0.0024	0.0003	0.0001		
Zinc	mg/L	0.0008	0.01	0.004	0.012	0.01	0.088	0.009	0.005	0.001	<5	0.03
Mercury	mg/L	<0.00001	<0.00001	<0.00001	<0.00001	0.00002	<0.00001	<0.00001	<0.00001	0.00001	1	0.1

Equals or exceeds Guideline Limits

Table 2b. Silver Range Resources - KEG Claims May, 2012

Total Metals Analysis Results.

Parameter	Units	KEG #9	KEG #10	KEG #11	KEG #12	KEG #13	Detection Limit	DWQ* G.Lines	Aquatic** G.Lines
Aluminum	mg/L	0.422	0.484	0.09	0.373	0.064	0.005		0.1
Antimony	mg/L	0.0003	0.0005	0.0004	0.0003	0.0004	0.0002	0.006	
Arsenic	mg/L	0.0027	0.0021	0.0008	0.0012	0.0007	0.0002	0.01	
Barium	mg/L	0.073	0.041	0.04	0.058	0.036	0.001	1	
Beryllium	mg/L	0.00004	0.00005	<0.00004	<0.00004	<0.00004	0.00004		
Bismuth	mg/L	<0.001	<0.001	<0.001	<0.001	<0.001	0.001		
Boron	mg/L	0.007	<0.005	0.006	<0.005	<0.005	0.004	5	
Cadmium	mg/L	0.00008	0.00024	0.00014	0.00043	0.00032	0.00001	0.005	0.0018
Calcium	mg/L	40.2	20.4	63.4	56	53.1	0.05		
Chromium	mg/L	0.0009	0.0008	<0.0004	0.001	0.0005	0.0004	0.05	0.002
Cobalt	mg/L	0.00037	0.00052	0.00018	0.00045	0.00027	0.00002		
Copper	mg/L	0.004	0.006	0.003	0.005	0.003	0.001	1	0.004
Iron	mg/L	1.11	0.86	0.157	0.671	0.106	0.01	0.3	0.3
Lead	mg/L	0.0007	0.0013	0.0002	0.0009	0.0003	0.0001	0.01	0.007
Lithium	mg/L	0.005	0.002	0.002	0.004	0.001	0.001		
Magnesium	mg/L	5.86	5.33	9.02	7.05	10.3	0.05		
Manganese	mg/L	0.052	0.054	0.013	0.036	0.01	0.0002	0.05	
Molybdenum	mg/L	0.001	0.0005	0.0009	0.001	0.0006	0.00002		
Nickel	mg/L	0.003	0.005	0.003	0.005	0.005	0.001		0.15
Potassium	mg/L	1.5	0.8	1.2	1.2	1.2	0.1		
Sulfur	mg/L	10.3	9.5	29.9	20.2	28.6	0.1		
Selenium	mg/L	<0.0006	<0.0006	<0.0006	<0.0006	<0.0006	0.0006	0.01	0.001
Strontium	mg/L	0.114	0.08	0.167	0.171	0.14	0.001		
Silver	mg/L	<0.00001	<0.00001	<0.00001	<0.00001	<0.00001	0.00001		0.0001
Silicon	mg/L	4.28	2.56	3.23	3.25	2.61	0.05		
Sodium	mg/L	1.93	0.82	1.58	1.24	1.03	0.02	<200	
Thallium	mg/L	0.00002	0.00002	0.00001	0.00003	0.00001	0.00001		
Tin	mg/L	<0.0001	<0.0001	<0.0001	<0.0001	<0.0001	0.0001		
Titanium	mg/L	0.009	0.01	0.004	0.008	<0.001	0.001		
Uranium	mg/L	0.0019	0.0004	0.0018	0.0012	0.0021	0.0004	0.02	
Vanadium	mg/L	0.0018	0.0021	0.0005	0.0017	0.0004	0.0001		
Zinc	mg/L	0.006	0.023	0.005	0.025	0.014	0.001	<5	0.03
Mercury	mg/L	<0.00001	0.00001	<0.00001	<0.00001	<0.00001	0.00001	1	0.1

Equals or exceeds Guideline Limits

Table 3a. Silver Range Resources - KEG Claims, May 2012.

Dissolved Metals Analysis Results

Parameter	Units	KEG #1	KEG #2	KEG #3	KEG #4	KEG #5	KEG #6	KEG #7	KEG #8	Detection Limit
Aluminum	mg/L	0.027	0.166	0.048	0.03	0.372	0.288	0.103	0.062	0.005
Antimony	mg/L	0.0004	0.0003	<0.0002	<0.0002	<0.0002	<0.0002	0.0006	0.0003	0.0002
Arsenic	mg/L	0.0016	0.002	0.0007	0.0014	0.0023	0.001	0.0028	0.0015	0.0002
Barium	mg/L	0.04	0.018	0.031	0.039	0.02	0.027	0.029	0.027	0.001
Beryllium	mg/L	<0.00004	<0.00004	<0.00004	<0.00004	<0.00004	0.0001	<0.00004	<0.00004	0.00004
Bismuth	mg/L	<0.001	<0.001	<0.001	<0.001	<0.001	<0.001	<0.001	<0.001	0.001
Boron	mg/L	0.009	0.006	0.004	0.007	0.012	0.006	0.011	<0.004	0.004
Cadmium	mg/L	0.00004	0.00013	0.00002	0.00004	0.00019	0.0001	0.00006	0.00004	0.00001
Calcium	mg/L	37.9	17.2	18.5	31	15.4	38.1	48.5	30.2	0.1
Chromium	mg/L	0.0005	<0.0004	<0.0004	0.0004	0.0004	<0.0004	0.0005	<0.0004	0.0004
Cobalt	mg/L	0.00012	0.00014	0.00008	0.00006	0.00018	0.00371	0.00022	0.00009	0.00002
Copper	mg/L	0.002	0.006	0.002	0.002	0.006	0.004	0.005	0.002	0.001
Iron	mg/L	0.277	0.202	0.088	0.235	0.299	3.25	0.268	0.191	0.01
Lead	mg/L	0.0001	0.0001	<0.0001	0.0001	0.0002	<0.0001	0.0002	<0.0001	0.0001
Lithium	mg/L	0.004	<0.001	0.005	0.004	0.001	0.009	0.001	0.001	0.001
Magnesium	mg/L	4.8	1.2	2.9	4	1.3	4.5	5.2	2.9	0.1
Manganese	mg/L	0.006	0.022	<0.001	0.008	0.01	0.112	0.034	0.026	0.0002
Molybdenum	mg/L	0.0009	0.0002	0.0003	0.0008	0.0007	<0.0001	0.001	0.0004	0.0001
Nickel	mg/L	0.002	0.002	<0.001	0.001	0.002	0.036	0.003	0.001	0.0001
Potassium	mg/L	1.9	0.4	1.2	1.9	0.7	1	1.6	1.5	0.1
Sulfur	mg/L	8.7	1.6	1.5	6.1	3.7	31.5	21.7	7.9	0.2
Selenium	mg/L	<0.0006	<0.0006	<0.0006	<0.0006	<0.0006	<0.0006	0.001	<0.0006	0.0006
Strontium	mg/L	0.083	0.027	0.05	0.073	0.031	0.042	0.117	0.098	0.001
Silver	mg/L	<0.00001	<0.00001	<0.00001	<0.00001	<0.00001	<0.00001	<0.00001	<0.00001	0.00001
Silicon	mg/L	4.04	3.88	3.64	3.54	3.37	3.57	3.79	2.83	0.05
Sodium	mg/L	1.8	0.4	1	1.5	0.6	0.8	1.2	0.7	0.1
Thallium	mg/L	<0.00001	<0.00001	<0.00001	<0.00001	<0.00001	0.00002	<0.00001	<0.00001	0.00001
Tin	mg/L	<0.0001	<0.0001	<0.0001	<0.0001	<0.0001	<0.0001	<0.0001	<0.0001	0.0001
Titanium	mg/L	<0.01	<0.01	<0.01	<0.01	0.013	<0.01	<0.01	<0.01	0.0004
Uranium	mg/L	0.0015	<0.0004	0.0022	0.0014	<0.0004	<0.0004	0.0008	<0.0004	0.0004
Vanadium	mg/L	0.0004	0.0004	0.0002	0.0004	0.0012	0.0001	0.0006	0.0002	0.0001
Zinc	mg/L	0.005	0.01	0.003	0.002	0.01	0.088	0.004	0.005	0.001

Table 3b. Silver Range Resources - KEG Claims, May 2012.

Dissolved Metals Analysis Results

Parameter	Units	KEG #9	KEG #10	KEG #11	KEG #12	Keg #13	Detection Limit
Aluminum	mg/L	0.031	0.139	0.037	0.035	0.039	0.005
Antimony	mg/L	0.0002	0.0004	0.0003	0.0002	0.0003	0.0002
Arsenic	mg/L	0.0015	0.001	0.0007	0.0006	0.0007	0.0002
Barium	mg/L	0.052	0.022	0.036	0.037	0.034	0.001
Beryllium	mg/L	<0.00004	0.00004	<0.00004	<0.00004	<0.00004	0.00004
Bismuth	mg/L	<0.001	<0.001	<0.001	<0.001	<0.001	0.001
Boron	mg/L	0.006	<0.004	0.006	0.004	<0.004	0.004
Cadmium	mg/L	0.00003	0.00015	0.00011	0.00016	0.00032	0.00001
Calcium	mg/L	38.6	19.8	61.9	54.9	51.8	0.1
Chromium	mg/L	0.0004	<0.0004	0.0005	0.0006	0.0005	0.0004
Cobalt	mg/L	0.00011	0.00027	0.00013	0.00015	0.00023	0.00002
Copper	mg/L	0.002	0.004	0.003	0.003	0.003	0.001
Iron	mg/L	0.252	0.296	0.061	0.092	0.068	0.01
Lead	mg/L	0.0001	0.0002	<0.0001	<0.0001	<0.0001	0.0001
Lithium	mg/L	0.005	0.002	0.002	0.003	0.001	0.001
Magnesium	mg/L	5.6	5.1	8.8	6.8	10.1	0.1
Manganese	mg/L	0.018	0.032	0.006	0.011	0.004	0.0002
Molybdenum	mg/L	0.0009	0.0004	0.0008	0.0009	0.0005	0.0001
Nickel	mg/L	0.002	0.004	0.003	0.004	0.004	0.0001
Potassium	mg/L	1.4	0.6	1.2	1.2	1.1	0.1
Sulfur	mg/L	10	9.1	28.8	18.9	28.2	0.2
Selenium	mg/L	<0.0006	<0.0006	<0.0006	<0.0006	<0.0006	0.0006
Strontium	mg/L	0.108	0.074	0.155	0.162	0.133	0.001
Silver	mg/L	<0.00001	<0.00001	<0.00001	<0.00001	<0.00001	0.00001
Silicon	mg/L	3.87	2.27	3.24	2.91	2.66	0.05
Sodium	mg/L	1.7	0.6	1.2	0.8	0.7	0.1
Thallium	mg/L	<0.00001	<0.00001	<0.00001	0.00001	<0.00001	0.00001
Tin	mg/L	<0.0001	<0.0001	<0.0001	<0.0001	<0.0001	0.0001
Titanium	mg/L	<0.01	<0.01	<0.01	<0.01	<0.01	0.0004
Uranium	mg/L	0.0017	<0.0004	0.0017	0.0011	0.002	0.0004
Vanadium	mg/L	0.0004	0.0005	0.0003	0.0004	0.0003	0.0001
Zinc	mg/L	0.003	0.016	0.004	0.011	0.014	0.001

Table 4. Silver Range Resources - Summary of KEG Project Stations Flow Volumes 2010, 2011 and 2012

(Cubic meters per second)

Station	Date Aug-10	Oct-10	Mar-11	Jun-11	Sep-11	Mar-12	May-12
KEG #1	0.249	0.362	0.025	0.939	0.785	0.057	0.6995 1.1247
KEG #2	Dry	Dry	Dry	0.008 E	0.003 E	Dry	0.0015 E
KEG #3	nr	nr	nr	nr	nr	nr	0.6237
KEG #4	0.211	0.261	0.028	0.758	nr	0.012	0.7403
KEG #5	0.139	0.0006	Dry	0.011	0.011	Dry	0.0253
KEG #6	0.007	0.009	0.001	0.013	0.013	Dry	0.0163
KEG #7	0.011	0.011	Overflow	0.048	0.057	Overflow	0.0787
KEG #8	0.055 E	0.014	Dry	0.1003	0.050	nr	0.0787
KEG #10	nr	0.167	Dry	0.644	0.18	Dry	0.7094
KEG #11	nr	0.217	0.11	0.143	0.513	0.035	0.4049 0.5426
KEG #12	nr	0.11	Dry	0.250 E	0.210	0.007 E	0.2044
KEG #13	nr	0.143	0.002 E	0.499	0.295	0.002 E	0.2423

E=flow estimated

Table 5. Silver Range Resources - REB Claims, May 2012.
Routine Chemistry and Field Measurement Results

Parameter	Unit	STATIONS REB #1	REB #2	REB #3	Detection Limit	DWQ* G.lines	Aquatic** G.lines
pH (field)	ru	7.59		7.43			
pH (lab)	ru	7.65	Dry	7.47		6.5-8.5	6.5-9
Conductivity (field)	uS/cm	310		109.7			
Conductivity (lab)	uS/cm	286		102	1		
Water temperature	C	2.1		0.3			
Flow Volume(field)	cms	0.218		0.102			
Ammonia -N	mg/L	<0.01		<0.01	0.01		1.37-2.2
Chloride	mg/L	<0.5		<0.5	0.5	<250	
Nitrate - N	mg/L	0.18		0.02	0.01	10	
Nitrite - N	mg/L	<0.005		<0.005	0.005	1	0.06
Phosphorus (T)	mg/L	0.035		0.018			
Sulphate (S04)	mg/L	30		<5	0.05		
T.Suspended Solids	mg/L	<2		10	1		
T.Dissolved Solids	mg/L	208		114	5	500	
Hardness (as CaC03)	mg/L	147		51	1	<500	
Alkalinity (as CaC03)	mg/L	127		46	5		
Organic Carbon-Total	mg/L	5		15	0.5		
Cyanide - Total	mg/L	<0.002		<0.002	0.001	0.2	0.005

All results and limits in mg/L unless noted otherwis. Nr = no sample/reading

DWQ* Guidelines are Maximum Acceptable Concentrations according to
Canadian Drinking Water Quality

Aquatic** Guidelines are for protection of aquatic life in waters with pH >6.5 and Hardness as CaC03 >180 mg/L
Canadian Water Quality Guidelines

Equals or exceeds Guideline Limits

Table 6. Silver Range Resources - REB Claims May, 2012
Total Metals Analysis Results.

Parameter	Units	REB #1	REB #2	REB #3	Detection Limit	DWQ* G.Lines	Aquatic** G.Lines
Aluminum	mg/L	0.1		0.294	0.005		0.1
Antimony	mg/L	0.0005		0.0003	0.0002	0.006	
Arsenic	mg/L	0.0009	Dry	0.0008	0.0002	0.01	
Barium	mg/L	0.066		0.057	0.001	1	
Beryllium	mg/L	<0.00004		<0.00004	0.00004		
Bismuth	mg/L	<0.001		<0.001	0.001		
Boron	mg/L	<0.005		<0.005	0.004	5	
Cadmium	mg/L	0.00012		0.00003	0.00001	0.005	0.0018
Calcium	mg/L	36.6		26.9	0.05		
Chromium	mg/L	0.0007		0.0062	0.0004	0.05	0.002
Cobalt	mg/L	0.0002		0.00032	0.00002		
Copper	mg/L	0.002		0.0003	0.001	1	0.004
Iron	mg/L	0.404		0.5	0.01	0.3	0.3
Lead	mg/L	0.0003		0.0004	0.0001	0.01	0.007
Lithium	mg/L	0.002		0.002	0.001		
Magnesium	mg/L	13		8.72	0.05		
Manganese	mg/L	0.029		0.025	0.0002	0.05	
Molybdenum	mg/L	0.002		0.0005	0.00002		
Nickel	mg/L	0.002		0.004	0.001		0.15
Potassium	mg/L	1.4		0.6	0.1		
Sulfur	mg/L	8.6		13.2	0.1		
Selenium	mg/L	<0.0006		<0.0006	0.0006	0.01	0.001
Strontium	mg/L	0.09		0.172	0.001		
Silver	mg/L	<0.00001		<0.00001	0.00001		0.0001
Silicon	mg/L	3.13		2.53	0.05		
Sodium	mg/L	1.05		1.74	0.02	<200	
Thallium	mg/L	<0.00001		<0.00001	0.00001		
Tin	mg/L	0.0002		0.0001	0.0001		
Titanium	mg/L	0.006		0.007	0.001		
Uranium	mg/L	0.0022		0.0007	0.0004	0.02	
Vanadium	mg/L	0.0012		0.0011	0.0001		
Zinc	mg/L	0.006		0.006	0.001	<5	0.03
Mercury	mg/L	<0.00001		<0.00001	0.00001	1	0.1

Equals or exceeds Guideline Limits

Table 7. Silver Range Resources - REB Claims May 2012.

Dissolved Metals Analysis Results

Parameter	Units	REB#1	REB#2	REB#23	Detection Limit
Aluminum	mg/L	0.016		0.066	0.005
Antimony	mg/L	0.0002	Dry	<0.0002	0.0002
Arsenic	mg/L	0.0003		0.0005	0.0002
Barium	mg/L	0.059		0.025	0.001
Beryllium	mg/L	<0.00004		<0.00004	0.00004
Bismuth	mg/L	<0.001		<0.001	0.001
Boron	mg/L	<0.004		<0.004	0.004
Cadmium	mg/L	0.00007		0.00001	0.00001
Calcium	mg/L	37.3		16.4	0.1
Chromium	mg/L	0.0007		<0.0004	0.0004
Cobalt	mg/L	0.00004		0.00005	0.00002
Copper	mg/L	0.001		0.002	0.001
Iron	mg/L	0.051		0.078	0.01
Lead	mg/L	<0.0001		<0.0001	0.0001
Lithium	mg/L	0.002		<0.001	0.001
Magnesium	mg/L	13.2		2.5	0.1
Manganese	mg/L	<0.001		<0.001	0.0002
Molybdenum	mg/L	0.0016		<0.0001	0.0001
Nickel	mg/L	0.002		<0.001	0.0001
Potassium	mg/L	1.4		1.1	0.1
Sulfur	mg/L	8.9		1.6	0.2
Selenium	mg/L	<0.0006		<0.0006	0.0006
Strontium	mg/L	0.085		0.061	0.001
Silver	mg/L	<0.00001		<0.00001	0.00001
Silicon	mg/L	3.16		4.72	0.05
Sodium	mg/L	0.9		1.1	0.1
Thallium	mg/L	<0.00001		<0.00001	0.00001
Tin	mg/L	<0.0001		<0.0001	0.0001
Titanium	mg/L	<0.01		<0.01	0.0004
Uranium	mg/L	0.0022		<0.0004	0.0004
Vanadium	mg/L	0.0003		0.0002	0.0001
Zinc	mg/L	0.004		0.002	0.001

Table 8. Silver Range Resources - Summary of REB Project Stations Flow Volumes 2010, 2011 and 2012 (Cubic meters per second)

Station	Date Aug-10	Oct-10	Mar-11	Jun-11	Sep-11	Mar-12	May-12
REB #1	0.403	0.311	0.068	1.252	0.776	0.055	0.218
REB #2	0.015	0.028	Dry	0.054	0.034	Dry	Dry
REB #3	0.024	0.047	0.0015	0.639	0.040	0.002	0.1021

Table 9. KEG Claims - Camp Drinking Water Supply @ KEG #4, 2011 and 2012

Parameter		Mar-11 KEG #4	Jun-11 KEG #4	Sep-11 KEG#4 *Raw*	Sep-11 KEG#4 *Treated*	Mar-12 KEG #4 *Raw*	May-12 Keg #4 *Raw*	May-12 Keg #4 *Treated*	*Detection Limit*	DWQ* Guideline MAC's
pH	ru	7.92	8.03	8.2		8.1	7.45			6 to 8.5
Conductivity	uS/cm	473	222	322		418	175		1	
Chloride	mg/L	0.57	0.28	<0.5		<0.5	0.6		0.02	<250
Nitrate	mg/L	0.23	0.04	0.02		0.25	0.04		0.01	1
Nitrite	mg/L	0.007	<0.005	<0.005		<0.005	<0.005		0.005	10
T.Dissolved Solids	mg/L	316	146	198		340	158		5	500
T.Susp Solids	mg/L	<2	6	<2		<2	30		1	
Sulfate	mg/L	84.1	26.4	35		72	18		0.05	250
Hardness as CaC03	mg/L	267	128	166		236	94		1	<500
Alkalinity total	mg/L	177	100	132		184	72		5	
Total Metals										
Aluminum	mg/L	0.011	0.17	0.04	0.148	0.007	0.646	0.097	0.005	
Antimony	mg/L	<0.0002	0.0002	<0.0002	<0.0002	0.0002	<0.0002	<0.0002	0.0002	0.006
Arsenic	mg/L	0.0009	0.0014	0.0014	0.0015	0.0018	0.0025	0.0018	0.0002	0.01
Barium	mg/L	0.09	0.133	0.063	0.064	0.08	0.056	0.046	0.001	1
Beryllium	mg/L	<0.00004	<0.00004	<0.00004	<0.00004	<0.00004	<0.00004	<0.00004	0.00004	
Bismuth	mg/L	<0.001	<0.001	<0.001	<0.001	<0.001	<0.001	<0.001	0.001	
Boron	mg/L	0.008	0.006	<0.005	<0.005	0.015	0.008	0.007	0.004	5
Cadmium	mg/L	0.00007	0.00004	0.00003	0.00006	0.00004	0.0001	0.00003	0.00001	0.005
Calcium	mg/L	87.4	38.8	55.6	56.4	78.4	29.7	30.2	0.05	
Chromium	mg/L	0.0004	0.0011	<0.0004	0.0007	<0.0004	0.0023	0.0007	0.0004	0.05
Cobalt	mg/L	0.00007	0.00025	0.00008	0.00017	0.00008	0.00058	0.00012	0.00002	
Copper	mg/L	0.001	0.003	0.002	0.002	0.001	0.005	0.008	0.001	1
Iron	mg/L	0.028	0.311	0.166	0.303	0.127	1.16	0.468	0.01	0.3
Lead	mg/L	0.0001	0.0002	<0.0001	0.0002	<0.0001	0.0008	0.0029	0.0001	0.01
Lithium	mg/L	0.004	0.004	0.005	0.005	0.008	0.004		0.001	
Magnesium	mg/L	9.86	4.65	6.47	6.57	9.93	4.07	4.01	0.05	
Manganese	mg/L	<0.005	0.058	0.012	0.02	0.014	0.042	0.014	0.0002	0.05
Molybdenum	mg/L	0.0023	0.0015	0.0016	0.0015	0.0024	0.0009	0.0009	0.0001	
Mercury	mg/L			<0.00001	<0.00001	<0.00001	<0.00001	<0.00001	0.00001	
Nickel	mg/L	0.001	0.002	0.001	0.002	0.006	0.004	0.002	0.001	
Potassium	mg/L	2.8	2	2.2	2.4	2.6	1.9	1.8	0.1	
Sulfur	mg/L	27.4	8.6	13.1	11.1	24.4	5.4	6.1	0.1	
Selenium	mg/L	0.0014	0.0008	<0.0006	<0.0006	0.0012	<0.0006	<0.0006	0.0006	0.01
Strontium	mg/L	0.191	0.093	0.121	0.119	0.187	0.081	0.081	0.001	
Silicon	mg/L	5.04	4.45	5	5.16	5.7	4.06	3.46	0.05	
Sodium	mg/L	4.61	2.09	2.73	2.7	4.62	1.65	1.63	0.02	<200
Titanium	mg/L	<0.001	0.007	<0.001	0.008	<0.001	0.02	0.004	0.001	
Uranium	mg/L	0.0041	0.0016	0.0026	0.0027	0.0041	0.0015	0.0017	0.0004	0.02
Vanadium	mg/L	0.0003	0.001	0.0004	0.0008	0.0002	0.0025	0.0007	0.0001	
Zinc	mg/L	0.025	0.003	0.002	0.015	0.002	0.012	0.04	0.001	<5

DWQ* = Canadian Drinking Water Quality Guideline ***exceeds DWQ MAC***

Table 10 . Silver Range Resources - KEG Property, May 2012.
Quality Control Analysis Results - Total and Dissolved Metals

Parameter	Unit	KEG #4 Total Metals	KEG #4 Total Metals *Duplicate*	KEG #4 Diss.Metals	KEG #4 Diss.Metals *Duplicate*
Aluminum	mg/L	0.646	0.587	0.03	0.033
Antimony	mg/L	<0.0002	<0.0002	<0.0002	<0.0002
Arsenic	mg/L	0.0025	0.0025	0.0014	0.0014
Barium	mg/L	0.056	0.055	0.039	0.04
Beryllium	mg/L	<0.00004	<0.00004	<0.00004	<0.00004
Bismuth	mg/L	<0.001	<0.001	<0.001	<0.001
Boron	mg/L	0.006	0.008	0.007	0.007
Cadmium	mg/L	0.0001	0.0001	0.00004	0.00004
Calcium	mg/L	29.7	29.5	31	29.9
Chromium	mg/L	0.0023	0.0021	0.0004	0.0004
Cobalt	mg/L	0.00058	0.00055	0.00006	0.00009
Copper	mg/L	0.005	0.004	0.002	0.002
Iron	mg/L	1.16	1.12	0.235	0.201
Lead	mg/L	0.0008	0.0005	0.0001	<0.0001
Lithium	mg/L	0.004	0.004	0.004	0.004
Magnesium	mg/L	4.07	4	4	3.8
Manganese	mg/L	0.042	0.058	0.008	0.007
Molybdenum	mg/L	0.0009	0.0008	0.0008	0.0008
Nickel	mg/L	0.004	0.003	0.001	0.002
Potassium	mg/L	1.9	2	1.9	1.8
Sulfur	mg/L	5.4	5.5	6.1	5.6
Selenium	mg/L	<0.0006	<0.0006	<0.0006	<0.0006
Strontium	mg/L	0.061	0.077	0.073	0.071
Silver	mg/L	<0.00001	<0.00001	<0.00001	<0.00001
Silicon	mg/L	4.06	4.02	3.54	3.47
Sodium	mg/L	1.65	1.64	1.5	1.4
Thallium	mg/L	0.00001	0.00001	<0.00001	<0.00001
Tin	mg/L	<0.0001	<0.0001	<0.0001	<0.0001
Titanium	mg/L	0.02	0.022	<0.01	<0.01
Uranium	mg/L	0.0015	0.0015	0.0014	0.0013
Vanadium	mg/L	0.0025	0.0024	0.0004	0.0004
Zinc	mg/L	0.012	0.007	0.002	0.002
Mercury	mg/L	<0.00001	<0.00001	nr	nr

indicates >10% variation between samples

As a guide for reviewing site water quality, the Maximum Acceptable Concentration (MAC) according to ***Canadian Drinking Water Quality*** are listed along with the Aquatic Guidelines for the protection of aquatic life in water with a pH of > 6.5 and a total hardness as CaC03 > 180 mg/L according to ***CCME – Canadian Water Quality Guidelines.***
All water quality ***Guideline*** concentrations are based on total metal values.

All laboratory analysis was done by Exova Canada Inc of Surrey B.C.

Laboratory Analytical Reports are attached in Appendix 1.

Data Summaries for each station are on the attached Excel disc.

Quality Control

Duplicate total and dissolved metals samples for quality control were taken in May 2012 at Station KEG#4.

Discussion

Hydrology

All water quality / hydrology stations on the KEG claims were in early freshet stage flow conditions.
REBEL stations remained in late winter low flow conditions.

Flow measurements were done on all KRG Stations. REBEL #1 and #3 stations were also measured for flow volume.

Station KEG#7 had a flow channel cut through heavy overflow ice that remained to one meter depth.

A summary of flow volumes for the surveys to date are listed in Table 4 (KEG) and Table 8 (REBEL).

Laboratory Analytical Results

Parameters that equal or exceed either ***Drinking Water or Aquatic Guidelines*** are highlighted in yellow.

KEG Stations

Station KEG#1 results exceed or equals the ***Aquatic Guidelines*** for aluminum, copper and iron; and the ***Drinking Water MAC*** for iron.

Station KEG#2 results exceed the ***Aquatic Guidelines*** for aluminum and copper.

Station KEG#4 results exceed ***Aquatic Guidelines*** for aluminum, chromium, copper and iron; and the ***Drinking Water MAC*** for iron.

Station KEG#5 results exceed ***Aquatic Guidelines*** for aluminum, copper and iron; and the ***Drinking Water MAC*** for iron.

Station KEG#6 results exceed ***Aquatic Guidelines*** for aluminum and copper.

Station KEG#7 results exceed ***Aquatic Guidelines*** for aluminum, copper and iron; and the ***Drinking Water MAC*** for iron.

Station KEG#8 results exceed ***Aquatic Guidelines*** and the ***Drinking Water MAC*** for iron.

Station KEG #9 results exceed ***Aquatic Guideline*** for aluminum, copper and iron; and the ***Drinking Water MAC's*** for total iron and manganese.

Station KEG #10 results exceed ***Aquatic Guideline*** for aluminum, copper and iron; and the ***Drinking Water MAC's*** for total iron and manganese.

Station KEG #12 results exceed ***Aquatic Guideline*** for aluminum, copper and iron; and the ***Drinking Water MAC's*** for iron.

Stations KEG#3, #11 and #13 results meet all ***Aquatic Guideline and Drinking Water Guideline*** levels.

Total Mercury concentrations were at or below the detection limit of 0.00001 mg/L at all KEG stations.

Total cyanide concentrations were at or below the detection limit of 0.002 mg/L at all stations

REBEL Stations

Parameters that exceed either ***Drinking Water or Aquatic Guidelines*** are highlighted in yellow.

Station REB#1 results exceed the ***Aquatic Guidelines*** for aluminum and iron; and the ***Drinking Water MAC's*** for iron.

Station REB#3 results exceed the ***Aquatic Guidelines*** for aluminum, chromiun and iron; and the ***Drinking Water MAC's*** for iron.

Total Mercury concentrations were below detection limits of 0.00001 mg/L at all REB stations.

Total cyanide concentrations were at or below the detection limits of 0.002 mg/L at all REB stations.

Camp Drinking Water Supply

Station KEG #4 is the source of camp drinking water supply. Analysis results for samples taken of the ***"Raw"*** supply (total metals and routine chemistry) and the ***"treated/ filtered"*** supply are listed in Table 9.

KEG#4 supply waters, both raw and treated met ***Drinking Water Guideline*** limits for all parameters tested with the exception of total iron.

APPENDIX 1

LABORATORY ANALYTICAL REPORTS

KEG and REBEL Claims

May 2012

Exova
#104, 19575-55 A Ave.
Surrey, British Columbia
V3S 8P8, Canada

T: +1 (604) 514-3322
F: +1 (604) 514-3323
E: Surrey@exova.com
W: www.exova.com

Exova

Report Transmission Cover Page

Bill To:	J. Gibson & Associates	Project:		Lot ID:	**871989**
Report To:	J. Gibson & Associates	ID:	Silver Range Resources	Control Number:	A216787
	Box 20913	Name:	KEG Project	Date Received:	May 24, 2012
	Whitehorse, YT, Canada	Location:		Date Reported:	May 30, 2012
	Y1A 6P2	LSD:		Report Number:	1739269
Attn:	John Gibson	P.O.:			
Sampled By:	J. Gibson	Acct code:			
Company:					

Contact & Affiliation	Address	Delivery Commitments
John Gibson J. Gibson & Associates	, Box 20913 Whitehorse, Yukon Territory Y1A 6P2 Phone: (867) 633-4522 Fax: (867) 668-6895 Email: ludditegibson@gmail.com	On [Lot Verification] send (COA) by Email - Multiple Reports On [Report Approval] send (COC, Test Report) by Email - Merge Reports On [Lot Approval and Final Test Report Approval] send (Invoice) by Email - Single Report

Notes To Clients:

- Analysis was performed on samples 871989-1 to 14 that exceeded the recommended holding time for Water Nitrate analysis.
- Some total metal results were less than dissolved metal results for lot 871989. The results were verified and are within expected measurement uncertainty.
- pH analysis was performed past the recommended holding time of 15 minutes from sample collection.

The information contained on this and all other pages transmitted, is intended for the addressee only and is considered confidential.
If the reader is not the intended recipient, you are hereby notified that any use, dissemination, distribution or copy of this transmission is strictly prohibited.
If you receive this transmission by error, or if this transmission is not satisfactory, please notify us by telephone.

Exova
#104, 19575-55 A Ave.
Surrey, British Columbia
V3S 8P8, Canada

T: +1 (604) 514-3322
F: +1 (604) 514-3323
E: Surrey@exova.com
W: www.exova.com

Exova

Analytical Report

Bill To: J. Gibson & Associates
Report To: J. Gibson & Associates
Box 20913
Whitehorse, YT, Canada
Y1A 6P2
Attn: John Gibson
Sampled By: J. Gibson
Company:

Project:
ID: Silver Range Resources
Name: KEG Project
Location:
LSD:
P.O.:
Acct code:

Lot ID: **871989**
Control Number: A216787
Date Received: May 24, 2012
Date Reported: May 30, 2012
Report Number: 1739269

	Reference Number	871989-1	871989-2	871989-3	
	Sample Date	May 20, 2012	May 21, 2012	May 21, 2012	
	Sample Time	NA	NA	NA	
	Sample Location				
	Sample Description	Keg #1 / Surface	Keg #2 / Surface	Keg #3 / Surface	
	Matrix	Water	Water	Water	
Analyte		**Units**	**Results**	**Results**	**Results**	Nominal Detection Limit
Inorganic Nonmetallic Parameters						
Organic Carbon	Total Nonpurgeable	mg/L	14	35	21	0.5
Cyanide	Total	mg/L	0.002	0.002	<0.002	0.002
Ammonia - N		mg/L	<0.01	0.01	0.01	
Nitrate - N		mg/L	0.05	<0.01	0.02	0.01
Nitrite - N		mg/L	<0.005	<0.005	<0.005	0.005
Metals Dissolved						
Aluminum	Dissolved	mg/L	0.027	0.166	0.048	0.005
Antimony	Dissolved	mg/L	0.0004	0.0003	<0.0002	0.0002
Arsenic	Dissolved	mg/L	0.0016	0.0020	0.0007	0.0002
Barium	Dissolved	mg/L	0.040	0.018	0.031	0.001
Beryllium	Dissolved	mg/L	<0.00004	<0.00004	<0.00004	0.00004
Bismuth	Dissolved	mg/L	<0.001	<0.001	<0.001	0.001
Boron	Dissolved	mg/L	0.009	0.006	0.004	0.004
Cadmium	Dissolved	mg/L	0.00004	0.00013	0.00002	0.00001
Chromium	Dissolved	mg/L	0.0005	<0.0004	<0.0004	0.0004
Cobalt	Dissolved	mg/L	0.00012	0.00014	0.00008	0.00002
Copper	Dissolved	mg/L	0.002	0.006	0.002	0.001
Lead	Dissolved	mg/L	0.0001	0.0001	<0.0001	0.0001
Lithium	Dissolved	mg/L	0.004	<0.001	0.005	0.001
Molybdenum	Dissolved	mg/L	0.0009	0.0002	0.0003	0.0001
Nickel	Dissolved	mg/L	0.002	0.002	<0.001	0.001
Selenium	Dissolved	mg/L	<0.0006	<0.0006	<0.0006	0.0006
Silver	Dissolved	mg/L	<0.00001	<0.00001	<0.00001	0.00001
Strontium	Dissolved	mg/L	0.083	0.027	0.050	0.001
Sulfur	Dissolved	mg/L	8.7	1.6	1.5	0.2
Tellurium	Dissolved	mg/L	<0.0001	<0.0001	<0.0001	0.0001
Thallium	Dissolved	mg/L	<0.00001	<0.00001	<0.00001	0.00001
Thorium	Dissolved	mg/L	<0.0004	<0.0004	<0.0004	0.0004
Tin	Dissolved	mg/L	<0.0001	<0.0001	<0.0001	0.0001
Titanium	Dissolved	mg/L	<0.01	<0.01	<0.01	0.01
Uranium	Dissolved	mg/L	0.0015	<0.0004	0.0022	0.0004
Vanadium	Dissolved	mg/L	0.0004	0.0004	0.0002	0.0001
Zinc	Dissolved	mg/L	0.005	0.010	0.003	0.001
Zirconium	Dissolved	mg/L	0.0002	0.0003	0.0002	0.0001
Metals Total						
Calcium	Total	mg/L	33.4	15.5	17.3	0.05

Exova
#104, 19575-55 A Ave.
Surrey, British Columbia
V3S 8P8, Canada

T: +1 (604) 514-3322
F: +1 (604) 514-3323
E: Surrey@exova.com
W: www.exova.com

Exova

Analytical Report

Bill To: J. Gibson & Associates
Report To: J. Gibson & Associates
Box 20913
Whitehorse, YT, Canada
Y1A 6P2
Attn: John Gibson
Sampled By: J. Gibson
Company:

Project:
ID: Silver Range Resources
Name: KEG Project
Location:
LSD:
P.O.:
Acct code:

Lot ID: **871989**
Control Number: A216787
Date Received: May 24, 2012
Date Reported: May 30, 2012
Report Number: 1739269

		Reference Number	871989-1	871989-2	871989-3	
		Sample Date	May 20, 2012	May 21, 2012	May 21, 2012	
		Sample Time	NA	NA	NA	
		Sample Location				
		Sample Description	Keg #1 / Surface	Keg #2 / Surface	Keg #3 / Surface	
		Matrix	Water	Water	Water	
Analyte		**Units**	**Results**	**Results**	**Results**	Nominal Detection Limit
Metals Total - Continued						
Iron	Total	mg/L	0.865	0.251	0.233	0.01
Magnesium	Total	mg/L	4.32	1.18	2.74	0.05
Manganese	Total	mg/L	0.032	0.026	0.008	0.005
Phosphorus	Total	mg/L	0.032	0.017	0.028	0.01
Potassium	Total	mg/L	1.8	0.5	1.1	0.1
Silicon	Total	mg/L	3.99	3.40	3.36	0.05
Sulfur	Total	mg/L	7.7	1.5	1.4	0.1
Sodium	Total	mg/L	1.82	0.79	1.12	0.02
Titanium	Total	mg/L	0.017	0.004	<0.001	0.001
Aluminum	Total	mg/L	0.386	0.111	0.095	0.005
Antimony	Total	mg/L	0.0002	0.0002	<0.0002	0.0002
Arsenic	Total	mg/L	0.0023	0.0020	0.0010	0.0002
Barium	Total	mg/L	0.052	0.020	0.037	0.001
Beryllium	Total	mg/L	<0.00004	<0.00004	<0.00004	0.00004
Bismuth	Total	mg/L	<0.001	<0.001	<0.001	0.001
Boron	Total	mg/L	0.009	0.007	0.006	0.004
Cadmium	Total	mg/L	0.00008	0.00017	0.00002	0.00001
Chromium	Total	mg/L	0.0015	0.0007	0.0004	0.0004
Cobalt	Total	mg/L	0.00043	0.00016	0.00009	0.00002
Copper	Total	mg/L	0.004	0.006	0.002	0.001
Lead	Total	mg/L	0.0005	0.0003	0.0002	0.0001
Lithium	Total	mg/L	0.004	<0.001	0.006	0.001
Mercury	Total	mg/L	<0.00001	<0.00001	<0.00001	0.00001
Molybdenum	Total	mg/L	0.0009	0.0002	0.0004	0.0001
Nickel	Total	mg/L	0.004	0.002	0.002	0.001
Selenium	Total	mg/L	<0.0006	<0.0006	<0.0006	0.0006
Silver	Total	mg/L	<0.00001	<0.00001	<0.00001	0.00001
Strontium	Total	mg/L	0.087	0.028	0.056	0.001
Tellurium	Total	mg/L	<0.0001	<0.0001	<0.0001	0.0001
Thallium	Total	mg/L	0.00001	<0.00001	<0.00001	0.00001
Thorium	Total	mg/L	<0.0004	<0.0004	<0.0004	0.0004
Tin	Total	mg/L	<0.0001	<0.0001	<0.0001	0.0001
Uranium	Total	mg/L	0.0016	<0.0004	0.0024	0.0004
Vanadium	Total	mg/L	0.0018	0.0006	0.0005	0.0001
Zinc	Total	mg/L	0.008	0.01	0.004	0.001
Zirconium	Total	mg/L	0.0004	0.0006	0.0003	0.0001

Exova
#104, 19575-55 A Ave.
Surrey, British Columbia
V3S 8P8, Canada

T: +1 (604) 514-3322
F: +1 (604) 514-3323
E: Surrey@exova.com
W: www.exova.com

Exova

Analytical Report

Bill To: J. Gibson & Associates
Report To: J. Gibson & Associates
Box 20913
Whitehorse, YT, Canada
Y1A 6P2
Attn: John Gibson
Sampled By: J. Gibson
Company:

Project:
ID: Silver Range Resources
Name: KEG Project
Location:
LSD:
P.O.:
Acct code:

Lot ID: **871989**
Control Number: A216787
Date Received: May 24, 2012
Date Reported: May 30, 2012
Report Number: 1739269

		Reference Number	871989-1	871989-2	871989-3	
		Sample Date	May 20, 2012	May 21, 2012	May 21, 2012	
		Sample Time	NA	NA	NA	
		Sample Location				
		Sample Description	Keg #1 / Surface	Keg #2 / Surface	Keg #3 / Surface	
		Matrix	Water	Water	Water	
Analyte		**Units**	**Results**	**Results**	**Results**	Nominal Detection Limit
Physical and Aggregate Properties						
Solids	Total Suspended	mg/L	12	<2	4	2
Solids	Total Dissolved	mg/L	168	124	124	5
Routine Water						
pH	at 25 °C		7.54	6.91	7.33	
Electrical Conductivity		µS/cm at 25 C	200	68	98	1
Calcium	Dissolved	mg/L	37.9	17.2	18.5	0.1
Iron	Dissolved	mg/L	0.277	0.202	0.088	0.005
Magnesium	Dissolved	mg/L	4.8	1.2	2.9	0.1
Manganese	Dissolved	mg/L	0.006	0.022	<0.001	0.001
Phosphorus	Dissolved	mg/L	<0.01	<0.01	<0.01	0.01
Potassium	Dissolved	mg/L	1.9	0.4	1.2	0.1
Silicon	Dissolved	mg/L	4.04	3.88	3.64	0.05
Sodium	Dissolved	mg/L	1.8	0.4	1.0	0.1
Bicarbonate		mg/L	94	32	56	5
Carbonate		mg/L	<6	<6	<6	6
Hydroxide		mg/L	<5	<5	<5	5
T-Alkalinity	as CaCO3	mg/L	77	26	46	5
Chloride	Dissolved	mg/L	0.9	<0.5	<0.5	0.05
Sulfate (SO4)	Dissolved	mg/L	26	<5	<5	0.5
Hardness	as CaCO3	mg/L	110	48	58	5
Hardness	Total	mg CaCO3/L	101	43.6	54.4	1

Exova
#104, 19575-55 A Ave.
Surrey, British Columbia
V3S 8P8, Canada

T: +1 (604) 514-3322
F: +1 (604) 514-3323
E: Surrey@exova.com
W: www.exova.com

Exova

Analytical Report

Bill To:	J. Gibson & Associates	Project:		Lot ID:	**871989**
Report To:	J. Gibson & Associates	ID:	Silver Range Resources	Control Number:	A216787
	Box 20913	Name:	KEG Project	Date Received:	May 24, 2012
	Whitehorse, YT, Canada	Location:		Date Reported:	May 30, 2012
	Y1A 6P2	LSD:		Report Number:	1739269
Attn:	John Gibson	P.O.:			
Sampled By:	J. Gibson	Acct code:			
Company:					

			Reference Number	871989-4	871989-5	871989-6	
			Sample Date	May 21, 2012	May 21, 2012	May 21, 2012	
			Sample Time	NA	NA	NA	
			Sample Location				
			Sample Description	Keg #4 / Surface	Keg #4 Duplicate / Surface	Keg #5 / Surface	
			Matrix	Water	Water	Water	
Analyte		**Units**		**Results**	**Results**	**Results**	Nominal Detection Limit
Metals Dissolved							
Aluminum	Dissolved	mg/L		0.030	0.033	0.372	0.005
Antimony	Dissolved	mg/L		<0.0002	<0.0002	<0.0002	0.0002
Arsenic	Dissolved	mg/L		0.0014	0.0014	0.0023	0.0002
Barium	Dissolved	mg/L		0.039	0.040	0.020	0.001
Beryllium	Dissolved	mg/L		<0.00004	<0.00004	<0.00004	0.00004
Bismuth	Dissolved	mg/L		<0.001	<0.001	<0.001	0.001
Boron	Dissolved	mg/L		0.007	0.007	0.012	0.004
Cadmium	Dissolved	mg/L		0.00004	0.00004	0.00019	0.00001
Chromium	Dissolved	mg/L		0.0004	0.0004	0.0004	0.0004
Cobalt	Dissolved	mg/L		0.00006	0.00009	0.00018	0.00002
Copper	Dissolved	mg/L		0.002	0.002	0.006	0.001
Lead	Dissolved	mg/L		0.0001	<0.0001	0.0002	0.0001
Lithium	Dissolved	mg/L		0.004	0.004	0.001	0.001
Molybdenum	Dissolved	mg/L		0.0008	0.0008	0.0007	0.0001
Nickel	Dissolved	mg/L		0.001	0.002	0.002	0.001
Selenium	Dissolved	mg/L		<0.0006	<0.0006	<0.0006	0.0006
Silver	Dissolved	mg/L		<0.00001	<0.00001	<0.00001	0.00001
Strontium	Dissolved	mg/L		0.073	0.071	0.031	0.001
Sulfur	Dissolved	mg/L		6.1	5.6	3.7	0.2
Tellurium	Dissolved	mg/L		<0.0001	<0.0001	<0.0001	0.0001
Thallium	Dissolved	mg/L		<0.00001	<0.00001	<0.00001	0.00001
Thorium	Dissolved	mg/L		<0.0004	<0.0004	<0.0004	0.0004
Tin	Dissolved	mg/L		<0.0001	<0.0001	<0.0001	0.0001
Titanium	Dissolved	mg/L		<0.01	<0.01	0.013	0.01
Uranium	Dissolved	mg/L		0.0014	0.0013	<0.0004	0.0004
Vanadium	Dissolved	mg/L		0.0004	0.0004	0.0012	0.0001
Zinc	Dissolved	mg/L		0.002	0.002	0.010	0.001
Zirconium	Dissolved	mg/L		0.0002	0.0002	0.0004	0.0001
Metals Total							
Calcium	Total	mg/L		29.7	29.5	38.5	0.05
Iron	Total	mg/L		1.16	1.12	3.68	0.01
Magnesium	Total	mg/L		4.07	4.00	4.55	0.05
Manganese	Total	mg/L		0.042	0.058	0.115	0.005
Phosphorus	Total	mg/L		0.043	0.052	<0.01	0.01
Potassium	Total	mg/L		1.9	2.0	1.2	0.1
Silicon	Total	mg/L		4.06	4.02	3.45	0.05

Exova
#104, 19575-55 A Ave.
Surrey, British Columbia
V3S 8P8, Canada

T: +1 (604) 514-3322
F: +1 (604) 514-3323
E: Surrey@exova.com
W: www.exova.com

Exova

Analytical Report

Bill To: J. Gibson & Associates
Report To: J. Gibson & Associates
Box 20913
Whitehorse, YT, Canada
Y1A 6P2
Attn: John Gibson
Sampled By: J. Gibson
Company:

Project:
ID: Silver Range Resources
Name: KEG Project
Location:
LSD:
P.O.:
Acct code:

Lot ID: **871989**
Control Number: A216787
Date Received: May 24, 2012
Date Reported: May 30, 2012
Report Number: 1739269

			Reference Number	871989-4	871989-5	871989-6	
			Sample Date	May 21, 2012	May 21, 2012	May 21, 2012	
			Sample Time	NA	NA	NA	
			Sample Location				
			Sample Description	Keg #4 / Surface	Keg #4 Duplicate / Surface	Keg #5 / Surface	
			Matrix	Water	Water	Water	
Analyte		**Units**		**Results**	**Results**	**Results**	Nominal Detection Limit
Metals Total - Continued							
Sulfur	Total	mg/L		5.4	5.5	30.3	0.1
Sodium	Total	mg/L		1.65	1.64	0.89	0.02
Titanium	Total	mg/L		0.020	0.022	<0.001	0.001
Aluminum	Total	mg/L		0.646	0.587	0.433	0.005
Antimony	Total	mg/L		<0.0002	<0.0002	<0.0002	0.0002
Arsenic	Total	mg/L		0.0025	0.0025	0.0024	0.0002
Barium	Total	mg/L		0.056	0.055	0.023	0.001
Beryllium	Total	mg/L		<0.00004	<0.00004	0.00006	0.00004
Bismuth	Total	mg/L		<0.001	<0.001	<0.001	0.001
Boron	Total	mg/L		0.008	0.008	0.014	0.004
Cadmium	Total	mg/L		0.00010	0.00010	0.00017	0.00001
Chromium	Total	mg/L		0.0023	0.0021	0.0009	0.0004
Cobalt	Total	mg/L		0.00058	0.00055	0.00023	0.00002
Copper	Total	mg/L		0.005	0.004	0.006	0.001
Lead	Total	mg/L		0.0008	0.0005	0.0004	0.0001
Lithium	Total	mg/L		0.004	0.004	0.001	0.001
Mercury	Total	mg/L		<0.00001	<0.00001	0.00002	0.00001
Molybdenum	Total	mg/L		0.0009	0.0009	0.0008	0.0001
Nickel	Total	mg/L		0.004	0.003	0.002	0.001
Selenium	Total	mg/L		<0.0006	<0.0006	<0.0006	0.0006
Silver	Total	mg/L		<0.00001	<0.00001	<0.00001	0.00001
Strontium	Total	mg/L		0.081	0.077	0.034	0.001
Tellurium	Total	mg/L		<0.0001	<0.0001	<0.0001	0.0001
Thallium	Total	mg/L		0.00001	0.00001	<0.00001	0.00001
Thorium	Total	mg/L		<0.0004	<0.0004	<0.0004	0.0004
Tin	Total	mg/L		<0.0001	<0.0001	<0.0001	0.0001
Uranium	Total	mg/L		0.0015	0.0015	<0.0004	0.0004
Vanadium	Total	mg/L		0.0025	0.0024	0.0014	0.0001
Zinc	Total	mg/L		0.012	0.007	0.010	0.001
Zirconium	Total	mg/L		0.0002	0.0002	0.0016	0.0001
Routine Water							
pH	at 25 °C			7.45		6.66	
Electrical Conductivity		µS/cm at 25 C		175		72	1
Calcium	Dissolved	mg/L		31.0	29.9	15.4	0.1
Iron	Dissolved	mg/L		0.235	0.201	0.299	0.005
Magnesium	Dissolved	mg/L		4.0	3.8	1.3	0.1

Exova
#104, 19575-55 A Ave.
Surrey, British Columbia
V3S 8P8, Canada

T: +1 (604) 514-3322
F: +1 (604) 514-3323
E: Surrey@exova.com
W: www.exova.com

Exova

Analytical Report

Bill To:	J. Gibson & Associates	Project:		Lot ID:	**871989**
Report To:	J. Gibson & Associates	ID:	Silver Range Resources	Control Number:	A216787
	Box 20913	Name:	KEG Project	Date Received:	May 24, 2012
	Whitehorse, YT, Canada	Location:		Date Reported:	May 30, 2012
	Y1A 6P2	LSD:		Report Number:	1739269
Attn:	John Gibson	P.O.:			
Sampled By:	J. Gibson	Acct code:			
Company:					

		Reference Number	871989-4	871989-5	871989-6	
		Sample Date	May 21, 2012	May 21, 2012	May 21, 2012	
		Sample Time	NA	NA	NA	
		Sample Location				
		Sample Description	Keg #4 / Surface	Keg #4 Duplicate / Surface	Keg #5 / Surface	
		Matrix	Water	Water	Water	
Analyte		**Units**	**Results**	**Results**	**Results**	Nominal Detection Limit
Routine Water - Continued						
Manganese	Dissolved	mg/L	0.008	0.007	0.010	0.001
Phosphorus	Dissolved	mg/L	0.01	0.02	0.02	0.01
Potassium	Dissolved	mg/L	1.9	1.8	0.7	0.1
Silicon	Dissolved	mg/L	3.54	3.47	3.37	0.05
Sodium	Dissolved	mg/L	1.5	1.4	0.6	0.1
Bicarbonate		mg/L	87		17	5
Carbonate		mg/L	<6		<6	6
Hydroxide		mg/L	<5		<5	5
T-Alkalinity	as CaCO3	mg/L	72		14	5
Chloride	Dissolved	mg/L	0.6		<0.5	0.05
Sulfate (SO4)	Dissolved	mg/L	18		12	0.5
Hardness	as CaCO3	mg/L	94	90	44	5
Hardness	Total	mg CaCO3/L	90.9		115	1

Exova
#104, 19575-55 A Ave.
Surrey, British Columbia
V3S 8P8, Canada

T: +1 (604) 514-3322
F: +1 (604) 514-3323
E: Surrey@exova.com
W: www.exova.com

Exova

Analytical Report

Bill To:	J. Gibson & Associates	Project:		Lot ID:	**871989**
Report To:	J. Gibson & Associates	ID:	Silver Range Resources	Control Number:	A216787
	Box 20913	Name:	KEG Project	Date Received:	May 24, 2012
	Whitehorse, YT, Canada	Location:		Date Reported:	May 30, 2012
	Y1A 6P2	LSD:		Report Number:	1739269
Attn:	John Gibson	P.O.:			
Sampled By:	J. Gibson	Acct code:			
Company:					

			Reference Number	871989-4	871989-6	871989-7	
			Sample Date	May 21, 2012	May 21, 2012	May 22, 2012	
			Sample Time	NA	NA	NA	
			Sample Location				
			Sample Description	Keg #4 / Surface	Keg #5 / Surface	Keg #6 / Surface	
			Matrix	Water	Water	Water	
Analyte		**Units**		**Results**	**Results**	**Results**	Nominal Detection Limit
Inorganic Nonmetallic Parameters							
Organic Carbon	Total Nonpurgeable	mg/L		16	47	18	0.5
Cyanide	Total	mg/L		<0.002	0.002	<0.002	0.002
Ammonia - N		mg/L		0.01	<0.01	0.05	
Nitrate - N		mg/L		0.04	0.15	0.02	0.01
Nitrite - N		mg/L		<0.005	<0.005	<0.005	0.005
Physical and Aggregate Properties							
Solids	Total Suspended	mg/L		30	<2	3	2
Solids	Total Dissolved	mg/L		158	172	230	5

Exova
#104, 19575-55 A Ave.
Surrey, British Columbia
V3S 8P8, Canada

T: +1 (604) 514-3322
F: +1 (604) 514-3323
E: Surrey@exova.com
W: www.exova.com

Exova

Analytical Report

Bill To: J. Gibson & Associates
Report To: J. Gibson & Associates
Box 20913
Whitehorse, YT, Canada
Y1A 6P2
Attn: John Gibson
Sampled By: J. Gibson
Company:

Project:
ID: Silver Range Resources
Name: KEG Project
Location:
LSD:
P.O.:
Acct code:

Lot ID: **871989**
Control Number: A216787
Date Received: May 24, 2012
Date Reported: May 30, 2012
Report Number: 1739269

		Reference Number	871989-7	871989-8	871989-9	
		Sample Date	May 22, 2012	May 21, 2012	May 21, 2012	
		Sample Time	NA	NA	NA	
		Sample Location				
		Sample Description	Keg #6 / Surface	Keg #7 / Surface	Keg #8 / Surface	
		Matrix	Water	Water	Water	
Analyte		**Units**	**Results**	**Results**	**Results**	Nominal Detection Limit
Metals Dissolved						
Aluminum	Dissolved	mg/L	0.288	0.103	0.062	0.005
Antimony	Dissolved	mg/L	<0.0002	0.0006	0.0003	0.0002
Arsenic	Dissolved	mg/L	0.0010	0.0028	0.0015	0.0002
Barium	Dissolved	mg/L	0.027	0.029	0.027	0.001
Beryllium	Dissolved	mg/L	0.00010	<0.00004	<0.00004	0.00004
Bismuth	Dissolved	mg/L	<0.001	<0.001	<0.001	0.001
Boron	Dissolved	mg/L	0.006	0.011	<0.004	0.004
Cadmium	Dissolved	mg/L	0.00010	0.00006	0.00004	0.00001
Chromium	Dissolved	mg/L	<0.0004	0.0005	<0.0004	0.0004
Cobalt	Dissolved	mg/L	0.00371	0.00022	0.00009	0.00002
Copper	Dissolved	mg/L	0.004	0.005	0.002	0.001
Lead	Dissolved	mg/L	<0.0001	0.0002	<0.0001	0.0001
Lithium	Dissolved	mg/L	0.009	0.001	0.001	0.001
Molybdenum	Dissolved	mg/L	<0.0001	0.0010	0.0004	0.0001
Nickel	Dissolved	mg/L	0.036	0.003	0.001	0.001
Selenium	Dissolved	mg/L	<0.0006	0.0010	<0.0006	0.0006
Silver	Dissolved	mg/L	<0.00001	<0.00001	<0.00001	0.00001
Strontium	Dissolved	mg/L	0.042	0.117	0.098	0.001
Sulfur	Dissolved	mg/L	31.5	21.7	7.9	0.2
Tellurium	Dissolved	mg/L	<0.0001	<0.0001	<0.0001	0.0001
Thallium	Dissolved	mg/L	0.00002	<0.00001	<0.00001	0.00001
Thorium	Dissolved	mg/L	<0.0004	<0.0004	<0.0004	0.0004
Tin	Dissolved	mg/L	<0.0001	<0.0001	<0.0001	0.0001
Titanium	Dissolved	mg/L	<0.01	<0.01	<0.01	0.01
Uranium	Dissolved	mg/L	<0.0004	0.0008	<0.0004	0.0004
Vanadium	Dissolved	mg/L	0.0001	0.0006	0.0002	0.0001
Zinc	Dissolved	mg/L	0.088	0.004	0.005	0.001
Zirconium	Dissolved	mg/L	0.0002	0.0004	0.0002	0.0001
Metals Total						
Calcium	Total	mg/L	40.7	50.2	32.6	0.05
Iron	Total	mg/L	<0.01	0.884	0.358	0.01
Magnesium	Total	mg/L	4.75	5.50	3.13	0.05
Manganese	Total	mg/L	0.122	0.048	0.049	0.005
Phosphorus	Total	mg/L	0.014	0.031	0.034	0.01
Potassium	Total	mg/L	1	1.8	1.8	0.1
Silicon	Total	mg/L	3.83	4.04	2.82	0.05

Exova
#104, 19575-55 A Ave.
Surrey, British Columbia
V3S 8P8, Canada

T: +1 (604) 514-3322
F: +1 (604) 514-3323
E: Surrey@exova.com
W: www.exova.com

Exova

Analytical Report

Bill To: J. Gibson & Associates
Report To: J. Gibson & Associates
Box 20913
Whitehorse, YT, Canada
Y1A 6P2
Attn: John Gibson
Sampled By: J. Gibson
Company:

Project:
ID: Silver Range Resources
Name: KEG Project
Location:
LSD:
P.O.:
Acct code:

Lot ID: **871989**
Control Number: A216787
Date Received: May 24, 2012
Date Reported: May 30, 2012
Report Number: 1739269

		Reference Number	871989-7	871989-8	871989-9	
		Sample Date	May 22, 2012	May 21, 2012	May 21, 2012	
		Sample Time	NA	NA	NA	
		Sample Location				
		Sample Description	Keg #6 / Surface	Keg #7 / Surface	Keg #8 / Surface	
		Matrix	Water	Water	Water	
Analyte		**Units**	**Results**	**Results**	**Results**	Nominal Detection Limit
Metals Total - Continued						
Sulfur	Total	mg/L	35.7	21.3	7.8	0.1
Sodium	Total	mg/L	0.88	1.42	0.96	0.02
Titanium	Total	mg/L	<0.001	<0.001	0.003	0.001
Aluminum	Total	mg/L	0.357	0.554	0.095	0.005
Antimony	Total	mg/L	<0.0002	0.0007	0.0003	0.0002
Arsenic	Total	mg/L	0.0013	0.0042	0.0019	0.0002
Barium	Total	mg/L	0.029	0.051	0.030	0.001
Beryllium	Total	mg/L	0.00012	0.00004	<0.00004	0.00004
Bismuth	Total	mg/L	<0.001	<0.001	<0.001	0.001
Boron	Total	mg/L	0.006	0.012	<0.005	0.004
Cadmium	Total	mg/L	0.00010	0.00011	0.00004	0.00001
Chromium	Total	mg/L	<0.0004	0.0013	<0.0004	0.0004
Cobalt	Total	mg/L	0.00402	0.00042	0.00012	0.00002
Copper	Total	mg/L	0.005	0.006	0.003	0.001
Lead	Total	mg/L	0.0002	0.0008	0.0002	0.0001
Lithium	Total	mg/L	0.009	0.001	0.001	0.001
Mercury	Total	mg/L	<0.00001	<0.00001	<0.00001	0.00001
Molybdenum	Total	mg/L	<0.0001	0.0012	0.0004	0.0001
Nickel	Total	mg/L	0.038	0.004	0.002	0.001
Selenium	Total	mg/L	<0.0006	0.0009	<0.0006	0.0006
Silver	Total	mg/L	<0.00001	<0.00001	<0.00001	0.00001
Strontium	Total	mg/L	0.045	0.124	0.102	0.001
Tellurium	Total	mg/L	<0.0001	<0.0001	<0.0001	0.0001
Thallium	Total	mg/L	0.00002	0.00002	<0.00001	0.00001
Thorium	Total	mg/L	<0.0004	<0.0004	<0.0004	0.0004
Tin	Total	mg/L	<0.0001	<0.0001	<0.0001	0.0001
Uranium	Total	mg/L	<0.0004	0.0009	<0.0004	0.0004
Vanadium	Total	mg/L	0.0002	0.0024	0.0003	0.0001
Zinc	Total	mg/L	0.088	0.009	0.005	0.001
Zirconium	Total	mg/L	0.0002	0.0006	0.0002	0.0001
Routine Water						
pH	at 25 °C		6.04	7.25	7.36	
Electrical Conductivity		µS/cm at 25 C	247	279	172	1
Calcium	Dissolved	mg/L	38.1	48.5	30.2	0.1
Iron	Dissolved	mg/L	3.25	0.268	0.191	0.005
Magnesium	Dissolved	mg/L	4.5	5.2	2.9	0.1

Exova
#104, 19575-55 A Ave.
Surrey, British Columbia
V3S 8P8, Canada

T: +1 (604) 514-3322
F: +1 (604) 514-3323
E: Surrey@exova.com
W: www.exova.com

Exova

Analytical Report

Bill To: J. Gibson & Associates
Report To: J. Gibson & Associates
Box 20913
Whitehorse, YT, Canada
Y1A 6P2
Attn: John Gibson
Sampled By: J. Gibson
Company:

Project:
ID: Silver Range Resources
Name: KEG Project
Location:
LSD:
P.O.:
Acct code:

Lot ID: **871989**
Control Number: A216787
Date Received: May 24, 2012
Date Reported: May 30, 2012
Report Number: 1739269

		Reference Number	871989-7	871989-8	871989-9	
		Sample Date	May 22, 2012	May 21, 2012	May 21, 2012	
		Sample Time	NA	NA	NA	
		Sample Location				
		Sample Description	Keg #6 / Surface	Keg #7 / Surface	Keg #8 / Surface	
		Matrix	Water	Water	Water	
Analyte		**Units**	**Results**	**Results**	**Results**	Nominal Detection Limit
Routine Water - Continued						
Manganese	Dissolved	mg/L	0.112	0.034	0.026	0.001
Phosphorus	Dissolved	mg/L	<0.01	0.01	0.03	0.01
Potassium	Dissolved	mg/L	1	1.6	1.5	0.1
Silicon	Dissolved	mg/L	3.57	3.79	2.83	0.05
Sodium	Dissolved	mg/L	0.8	1.2	0.7	0.1
Bicarbonate		mg/L	<5	80	74	5
Carbonate		mg/L	10	<6	<6	6
Hydroxide		mg/L	<5	<5	<5	5
T-Alkalinity	as CaCO3	mg/L	8	66	60	5
Chloride	Dissolved	mg/L	<0.5	3.2	<0.5	0.05
Sulfate (SO4)	Dissolved	mg/L	103	69	25	0.5
Hardness	as CaCO3	mg/L	110	143	87	5
Hardness	Total	mg CaCO3/L	121	148	94.4	1

Exova
#104, 19575-55 A Ave.
Surrey, British Columbia
V3S 8P8, Canada

T: +1 (604) 514-3322
F: +1 (604) 514-3323
E: Surrey@exova.com
W: www.exova.com

Exova

Analytical Report

Bill To: J. Gibson & Associates
Report To: J. Gibson & Associates
Box 20913
Whitehorse, YT, Canada
Y1A 6P2
Attn: John Gibson
Sampled By: J. Gibson
Company:

Project:
ID: Silver Range Resources
Name: KEG Project
Location:
LSD:
P.O.:
Acct code:

Lot ID: **871989**
Control Number: A216787
Date Received: May 24, 2012
Date Reported: May 30, 2012
Report Number: 1739269

			Reference Number	871989-8	871989-9	871989-10	
			Sample Date	May 21, 2012	May 21, 2012	May 21, 2012	
			Sample Time	NA	NA	NA	
			Sample Location				
			Sample Description	Keg #7 / Surface	Keg #8 / Surface	Keg #9 / Surface	
			Matrix	Water	Water	Water	
Analyte		**Units**		**Results**	**Results**	**Results**	Nominal Detection Limit
Inorganic Nonmetallic Parameters							
Organic Carbon	Total Nonpurgeable	mg/L		27	26	15	0.5
Cyanide	Total	mg/L		<0.002	0.002	<0.002	0.002
Ammonia - N		mg/L		0.01	0.01	0.01	
Nitrate - N		mg/L		<0.01	<0.01	0.04	0.01
Nitrite - N		mg/L		<0.005	<0.005	<0.005	0.005
Physical and Aggregate Properties							
Solids	Total Suspended	mg/L		18	6	27	2
Solids	Total Dissolved	mg/L		258	184	188	5

Exova
#104, 19575-55 A Ave.
Surrey, British Columbia
V3S 8P8, Canada

T: +1 (604) 514-3322
F: +1 (604) 514-3323
E: Surrey@exova.com
W: www.exova.com

Exova

Analytical Report

Bill To: J. Gibson & Associates
Report To: J. Gibson & Associates
Box 20913
Whitehorse, YT, Canada
Y1A 6P2
Attn: John Gibson
Sampled By: J. Gibson
Company:

Project:
ID: Silver Range Resources
Name: KEG Project
Location:
LSD:
P.O.:
Acct code:

Lot ID: **871989**
Control Number: A216787
Date Received: May 24, 2012
Date Reported: May 30, 2012
Report Number: 1739269

		Reference Number	871989-10	871989-11	871989-12	
		Sample Date	May 21, 2012	May 21, 2012	May 20, 2012	
		Sample Time	NA	NA	NA	
		Sample Location				
		Sample Description	Keg #9 / Surface	Keg #10 / Surface	Keg #11 / Surface	
		Matrix	Water	Water	Water	
Analyte		**Units**	**Results**	**Results**	**Results**	Nominal Detection Limit
Metals Dissolved						
Aluminum	Dissolved	mg/L	0.031	0.139	0.037	0.005
Antimony	Dissolved	mg/L	0.0002	0.0004	0.0003	0.0002
Arsenic	Dissolved	mg/L	0.0015	0.0010	0.0007	0.0002
Barium	Dissolved	mg/L	0.052	0.022	0.036	0.001
Beryllium	Dissolved	mg/L	<0.00004	0.00004	<0.00004	0.00004
Bismuth	Dissolved	mg/L	<0.001	<0.001	<0.001	0.001
Boron	Dissolved	mg/L	0.006	<0.004	0.006	0.004
Cadmium	Dissolved	mg/L	0.00003	0.00015	0.00011	0.00001
Chromium	Dissolved	mg/L	0.0004	<0.0004	0.0005	0.0004
Cobalt	Dissolved	mg/L	0.00011	0.00027	0.00013	0.00002
Copper	Dissolved	mg/L	0.002	0.004	0.003	0.001
Lead	Dissolved	mg/L	0.0001	0.0002	<0.0001	0.0001
Lithium	Dissolved	mg/L	0.005	0.002	0.002	0.001
Molybdenum	Dissolved	mg/L	0.0009	0.0004	0.0008	0.0001
Nickel	Dissolved	mg/L	0.002	0.004	0.003	0.001
Selenium	Dissolved	mg/L	<0.0006	<0.0006	<0.0006	0.0006
Silver	Dissolved	mg/L	<0.00001	<0.00001	<0.00001	0.00001
Strontium	Dissolved	mg/L	0.108	0.074	0.155	0.001
Sulfur	Dissolved	mg/L	10	9.1	28.8	0.2
Tellurium	Dissolved	mg/L	<0.0001	<0.0001	<0.0001	0.0001
Thallium	Dissolved	mg/L	<0.00001	<0.00001	<0.00001	0.00001
Thorium	Dissolved	mg/L	<0.0004	<0.0004	<0.0004	0.0004
Tin	Dissolved	mg/L	<0.0001	<0.0001	<0.0001	0.0001
Titanium	Dissolved	mg/L	<0.01	<0.01	<0.01	0.01
Uranium	Dissolved	mg/L	0.0017	<0.0004	0.0017	0.0004
Vanadium	Dissolved	mg/L	0.0004	0.0005	0.0003	0.0001
Zinc	Dissolved	mg/L	0.003	0.016	0.004	0.001
Zirconium	Dissolved	mg/L	0.0002	0.0003	0.0002	0.0001
Metals Total						
Calcium	Total	mg/L	40.2	20.4	63.4	0.05
Iron	Total	mg/L	1.11	0.860	0.157	0.01
Magnesium	Total	mg/L	5.86	5.33	9.02	0.05
Manganese	Total	mg/L	0.052	0.054	0.013	0.005
Phosphorus	Total	mg/L	0.043	0.054	<0.01	0.01
Potassium	Total	mg/L	1.5	0.8	1.2	0.1
Silicon	Total	mg/L	4.28	2.56	3.23	0.05

Exova
#104, 19575-55 A Ave.
Surrey, British Columbia
V3S 8P8, Canada

T: +1 (604) 514-3322
F: +1 (604) 514-3323
E: Surrey@exova.com
W: www.exova.com

Exova

Analytical Report

Bill To: J. Gibson & Associates
Report To: J. Gibson & Associates
Box 20913
Whitehorse, YT, Canada
Y1A 6P2
Attn: John Gibson
Sampled By: J. Gibson
Company:

Project:
ID: Silver Range Resources
Name: KEG Project
Location:
LSD:
P.O.:
Acct code:

Lot ID: **871989**
Control Number: A216787
Date Received: May 24, 2012
Date Reported: May 30, 2012
Report Number: 1739269

		Reference Number	871989-10	871989-11	871989-12	
		Sample Date	May 21, 2012	May 21, 2012	May 20, 2012	
		Sample Time	NA	NA	NA	
		Sample Location				
		Sample Description	Keg #9 / Surface	Keg #10 / Surface	Keg #11 / Surface	
		Matrix	Water	Water	Water	
Analyte		**Units**	**Results**	**Results**	**Results**	Nominal Detection Limit
Metals Total - Continued						
Sulfur	Total	mg/L	10.3	9.5	29.9	0.1
Sodium	Total	mg/L	1.93	0.82	1.58	0.02
Titanium	Total	mg/L	0.009	0.01	0.004	0.001
Aluminum	Total	mg/L	0.422	0.484	0.090	0.005
Antimony	Total	mg/L	0.0003	0.0005	0.0004	0.0002
Arsenic	Total	mg/L	0.0027	0.0021	0.0008	0.0002
Barium	Total	mg/L	0.073	0.041	0.040	0.001
Beryllium	Total	mg/L	0.00004	0.00005	<0.00004	0.00004
Bismuth	Total	mg/L	<0.001	<0.001	<0.001	0.001
Boron	Total	mg/L	0.007	<0.005	0.006	0.004
Cadmium	Total	mg/L	0.00008	0.00024	0.00014	0.00001
Chromium	Total	mg/L	0.0009	0.0008	<0.0004	0.0004
Cobalt	Total	mg/L	0.00037	0.00052	0.00018	0.00002
Copper	Total	mg/L	0.004	0.006	0.003	0.001
Lead	Total	mg/L	0.0007	0.0013	0.0002	0.0001
Lithium	Total	mg/L	0.005	0.002	0.002	0.001
Mercury	Total	mg/L	<0.00001	0.00001	<0.00001	0.00001
Molybdenum	Total	mg/L	0.001	0.0005	0.0009	0.0001
Nickel	Total	mg/L	0.003	0.005	0.003	0.001
Selenium	Total	mg/L	<0.0006	<0.0006	<0.0006	0.0006
Silver	Total	mg/L	<0.00001	<0.00001	<0.00001	0.00001
Strontium	Total	mg/L	0.114	0.080	0.167	0.001
Tellurium	Total	mg/L	<0.0001	<0.0001	<0.0001	0.0001
Thallium	Total	mg/L	0.00002	0.00002	0.00001	0.00001
Thorium	Total	mg/L	<0.0004	<0.0004	<0.0004	0.0004
Tin	Total	mg/L	<0.0001	<0.0001	<0.0001	0.0001
Uranium	Total	mg/L	0.0019	0.0004	0.0018	0.0004
Vanadium	Total	mg/L	0.0018	0.0021	0.0005	0.0001
Zinc	Total	mg/L	0.008	0.023	0.005	0.001
Zirconium	Total	mg/L	0.0003	0.0004	0.0002	0.0001
Routine Water						
pH	at 25 °C		7.52	7.09	7.62	
Electrical Conductivity		µS/cm at 25 C	231	132	366	1
Calcium	Dissolved	mg/L	38.6	19.8	61.9	0.1
Iron	Dissolved	mg/L	0.252	0.296	0.061	0.005
Magnesium	Dissolved	mg/L	5.6	5.1	8.8	0.1

Exova
#104, 19575-55 A Ave.
Surrey, British Columbia
V3S 8P8, Canada

T: +1 (604) 514-3322
F: +1 (604) 514-3323
E: Surrey@exova.com
W: www.exova.com

Exova

Analytical Report

Bill To: J. Gibson & Associates
Report To: J. Gibson & Associates
Box 20913
Whitehorse, YT, Canada
Y1A 6P2
Attn: John Gibson
Sampled By: J. Gibson
Company:

Project:
ID: Silver Range Resources
Name: KEG Project
Location:
LSD:
P.O.:
Acct code:

Lot ID: **871989**
Control Number: A216787
Date Received: May 24, 2012
Date Reported: May 30, 2012
Report Number: 1739269

		Reference Number	871989-10	871989-11	871989-12	
		Sample Date	May 21, 2012	May 21, 2012	May 20, 2012	
		Sample Time	NA	NA	NA	
		Sample Location				
		Sample Description	Keg #9 / Surface	Keg #10 / Surface	Keg #11 / Surface	
		Matrix	Water	Water	Water	
Analyte		**Units**	**Results**	**Results**	**Results**	Nominal Detection Limit
Routine Water - Continued						
Manganese	Dissolved	mg/L	0.018	0.032	0.006	0.001
Phosphorus	Dissolved	mg/L	0.02	<0.01	0.01	0.01
Potassium	Dissolved	mg/L	1.4	0.6	1.2	0.1
Silicon	Dissolved	mg/L	3.87	2.27	3.24	0.05
Sodium	Dissolved	mg/L	1.7	0.6	1.2	0.1
Bicarbonate		mg/L	107	38	116	5
Carbonate		mg/L	<6	<6	<6	6
Hydroxide		mg/L	<5	<5	<5	5
T-Alkalinity	as CaCO3	mg/L	88	31	95	5
Chloride	Dissolved	mg/L	0.6	<0.5	0.6	0.05
Sulfate (SO4)	Dissolved	mg/L	33	29	92	0.5
Hardness	as CaCO3	mg/L	120	70	191	5
Hardness	Total	mg CaCO3/L	125	73.0	195	1

Exova
#104, 19575-55 A Ave.
Surrey, British Columbia
V3S 8P8, Canada

T: +1 (604) 514-3322
F: +1 (604) 514-3323
E: Surrey@exova.com
W: www.exova.com

Exova

Analytical Report

Bill To:	J. Gibson & Associates	Project:		Lot ID:	**871989**
Report To:	J. Gibson & Associates	ID:	Silver Range Resources	Control Number:	A216787
	Box 20913	Name:	KEG Project	Date Received:	May 24, 2012
	Whitehorse, YT, Canada	Location:		Date Reported:	May 30, 2012
	Y1A 6P2	LSD:		Report Number:	1739269
Attn:	John Gibson	P.O.:			
Sampled By:	J. Gibson	Acct code:			
Company:					

			Reference Number	871989-11	871989-12	871989-13	
			Sample Date	May 21, 2012	May 20, 2012	May 21, 2012	
			Sample Time	NA	NA	NA	
			Sample Location				
			Sample Description	Keg #10 / Surface	Keg #11 / Surface	Keg #12 / Surface	
			Matrix	Water	Water	Water	
Analyte		**Units**		**Results**	**Results**	**Results**	Nominal Detection Limit
Inorganic Nonmetallic Parameters							
Organic Carbon	Total Nonpurgeable	mg/L		33	15	19	0.5
Cyanide	Total	mg/L		0.002	<0.002	<0.002	0.002
Ammonia - N		mg/L		<0.01	<0.01	0.01	
Nitrate - N		mg/L		<0.01	0.05	0.07	0.01
Nitrite - N		mg/L		<0.005	<0.005	<0.005	0.005
Physical and Aggregate Properties							
Solids	Total Suspended	mg/L		23	<2	32	2
Solids	Total Dissolved	mg/L		160	294	270	5

Exova
#104, 19575-55 A Ave.
Surrey, British Columbia
V3S 8P8, Canada

T: +1 (604) 514-3322
F: +1 (604) 514-3323
E: Surrey@exova.com
W: www.exova.com

Exova

Analytical Report

Bill To: J. Gibson & Associates
Report To: J. Gibson & Associates
Box 20913
Whitehorse, YT, Canada
Y1A 6P2
Attn: John Gibson
Sampled By: J. Gibson
Company:

Project:
ID: Silver Range Resources
Name: KEG Project
Location:
LSD:
P.O.:
Acct code:

Lot ID: **871989**
Control Number: A216787
Date Received: May 24, 2012
Date Reported: May 30, 2012
Report Number: 1739269

			Reference Number	871989-13	871989-14		
			Sample Date	May 21, 2012	May 21, 2012		
			Sample Time	NA	NA		
			Sample Location				
			Sample Description	Keg #12 / Surface	Keg #13 / Surface		
			Matrix	Water	Water		
Analyte		**Units**		**Results**	**Results**	**Results**	Nominal Detection Limit
Metals Dissolved							
Aluminum	Dissolved	mg/L		0.035	0.039		0.005
Antimony	Dissolved	mg/L		0.0002	0.0003		0.0002
Arsenic	Dissolved	mg/L		0.0006	0.0007		0.0002
Barium	Dissolved	mg/L		0.037	0.034		0.001
Beryllium	Dissolved	mg/L		<0.00004	<0.00004		0.00004
Bismuth	Dissolved	mg/L		<0.001	<0.001		0.001
Boron	Dissolved	mg/L		0.004	<0.004		0.004
Cadmium	Dissolved	mg/L		0.00016	0.00032		0.00001
Chromium	Dissolved	mg/L		0.0006	0.0005		0.0004
Cobalt	Dissolved	mg/L		0.00015	0.00023		0.00002
Copper	Dissolved	mg/L		0.003	0.003		0.001
Lead	Dissolved	mg/L		<0.0001	<0.0001		0.0001
Lithium	Dissolved	mg/L		0.003	0.001		0.001
Molybdenum	Dissolved	mg/L		0.0009	0.0005		0.0001
Nickel	Dissolved	mg/L		0.004	0.004		0.001
Selenium	Dissolved	mg/L		<0.0006	<0.0006		0.0006
Silver	Dissolved	mg/L		<0.00001	<0.00001		0.00001
Strontium	Dissolved	mg/L		0.162	0.133		0.001
Sulfur	Dissolved	mg/L		18.9	28.2		0.2
Tellurium	Dissolved	mg/L		<0.0001	<0.0001		0.0001
Thallium	Dissolved	mg/L		0.00001	<0.00001		0.00001
Thorium	Dissolved	mg/L		<0.0004	<0.0004		0.0004
Tin	Dissolved	mg/L		<0.0001	<0.0001		0.0001
Titanium	Dissolved	mg/L		<0.01	<0.01		0.01
Uranium	Dissolved	mg/L		0.0011	0.0020		0.0004
Vanadium	Dissolved	mg/L		0.0004	0.0003		0.0001
Zinc	Dissolved	mg/L		0.011	0.014		0.001
Zirconium	Dissolved	mg/L		0.0002	0.0002		0.0001
Routine Water							
pH	at 25 °C			7.70	7.62		
Electrical Conductivity		µS/cm at 25 C		312	337		1
Calcium	Dissolved	mg/L		54.9	51.8		0.1
Iron	Dissolved	mg/L		0.092	0.068		0.005
Magnesium	Dissolved	mg/L		6.8	10.1		0.1
Manganese	Dissolved	mg/L		0.011	0.004		0.001
Phosphorus	Dissolved	mg/L		<0.01	<0.01		0.01

Exova
#104, 19575-55 A Ave.
Surrey, British Columbia
V3S 8P8, Canada

T: +1 (604) 514-3322
F: +1 (604) 514-3323
E: Surrey@exova.com
W: www.exova.com

Exova

Analytical Report

Bill To: J. Gibson & Associates
Report To: J. Gibson & Associates
Box 20913
Whitehorse, YT, Canada
Y1A 6P2
Attn: John Gibson
Sampled By: J. Gibson
Company:

Project:
ID: Silver Range Resources
Name: KEG Project
Location:
LSD:
P.O.:
Acct code:

Lot ID: **871989**
Control Number: A216787
Date Received: May 24, 2012
Date Reported: May 30, 2012
Report Number: 1739269

	Reference Number	871989-13	871989-14		
	Sample Date	May 21, 2012	May 21, 2012		
	Sample Time	NA	NA		
	Sample Location				
	Sample Description	Keg #12 / Surface	Keg #13 / Surface		
	Matrix	Water	Water		
Analyte		**Units**	**Results**	**Results**	**Results**	Nominal Detection Limit
Routine Water - Continued						
Potassium	Dissolved	mg/L	1.2	1.1		0.1
Silicon	Dissolved	mg/L	2.91	2.66		0.05
Sodium	Dissolved	mg/L	0.8	0.7		0.1
Bicarbonate		mg/L	119	100		5
Carbonate		mg/L	<6	<6		6
Hydroxide		mg/L	<5	<5		5
T-Alkalinity	as CaCO3	mg/L	98	82		5
Chloride	Dissolved	mg/L	0.9	0.9		0.05
Sulfate (SO4)	Dissolved	mg/L	63	90		0.5
Hardness	as CaCO3	mg/L	165	171		5
Hardness	Total	mg CaCO3/L	169	175		1

Exova
#104, 19575-55 A Ave.
Surrey, British Columbia
V3S 8P8, Canada

T: +1 (604) 514-3322
F: +1 (604) 514-3323
E: Surrey@exova.com
W: www.exova.com

Exova

Analytical Report

Bill To: J. Gibson & Associates
Report To: J. Gibson & Associates
Box 20913
Whitehorse, YT, Canada
Y1A 6P2
Attn: John Gibson
Sampled By: J. Gibson
Company:

Project:
ID: Silver Range Resources
Name: KEG Project
Location:
LSD:
P.O.:
Acct code:

Lot ID: **871989**
Control Number: A216787
Date Received: May 24, 2012
Date Reported: May 30, 2012
Report Number: 1739269

		Reference Number	871989-13	871989-14	871989-15	
		Sample Date	May 21, 2012	May 21, 2012	May 21, 2012	
		Sample Time	NA	NA	NA	
		Sample Location				
		Sample Description	Keg #12 / Surface	Keg #13 / Surface	Keg TS / Surface	
		Matrix	Water	Water	Water	
Analyte		**Units**	**Results**	**Results**	**Results**	Nominal Detection Limit
Metals Total						
Calcium	Total	mg/L	56.0	53.1	30.2	0.05
Iron	Total	mg/L	0.671	0.106	0.468	0.01
Magnesium	Total	mg/L	7.05	10.3	4.01	0.05
Manganese	Total	mg/L	0.036	0.010	0.014	0.005
Phosphorus	Total	mg/L	0.044	<0.01	0.021	0.01
Potassium	Total	mg/L	1.2	1.2	1.8	0.1
Silicon	Total	mg/L	3.25	2.61	3.46	0.05
Sulfur	Total	mg/L	20.2	28.6	6.1	0.1
Sodium	Total	mg/L	1.24	1.03	1.63	0.02
Titanium	Total	mg/L	0.008	<0.001	0.004	0.001
Aluminum	Total	mg/L	0.373	0.064	0.097	0.005
Antimony	Total	mg/L	0.0003	0.0004	<0.0002	0.0002
Arsenic	Total	mg/L	0.0012	0.0007	0.0018	0.0002
Barium	Total	mg/L	0.058	0.036	0.046	0.001
Beryllium	Total	mg/L	<0.00004	<0.00004	<0.00004	0.00004
Bismuth	Total	mg/L	<0.001	<0.001	<0.001	0.001
Boron	Total	mg/L	<0.005	<0.005	0.007	0.004
Cadmium	Total	mg/L	0.00043	0.00032	0.00003	0.00001
Chromium	Total	mg/L	0.0010	0.0005	0.0007	0.0004
Cobalt	Total	mg/L	0.00045	0.00027	0.00012	0.00002
Copper	Total	mg/L	0.005	0.003	0.008	0.001
Lead	Total	mg/L	0.0009	0.0003	0.0029	0.0001
Lithium	Total	mg/L	0.004	0.001	0.004	0.001
Mercury	Total	mg/L	<0.00001	<0.00001	<0.00001	0.00001
Molybdenum	Total	mg/L	0.001	0.0006	0.0009	0.0001
Nickel	Total	mg/L	0.005	0.005	0.002	0.001
Selenium	Total	mg/L	<0.0006	<0.0006	<0.0006	0.0006
Silver	Total	mg/L	<0.00001	<0.00001	<0.00001	0.00001
Strontium	Total	mg/L	0.171	0.140	0.081	0.001
Tellurium	Total	mg/L	<0.0001	<0.0001	<0.0001	0.0001
Thallium	Total	mg/L	0.00003	0.00001	<0.00001	0.00001
Thorium	Total	mg/L	<0.0004	<0.0004	<0.0004	0.0004
Tin	Total	mg/L	<0.0001	<0.0001	<0.0001	0.0001
Uranium	Total	mg/L	0.0012	0.0021	0.0017	0.0004
Vanadium	Total	mg/L	0.0017	0.0004	0.0007	0.0001
Zinc	Total	mg/L	0.025	0.014	0.040	0.001

Exova
#104, 19575-55 A Ave.
Surrey, British Columbia
V3S 8P8, Canada

T: +1 (604) 514-3322
F: +1 (604) 514-3323
E: Surrey@exova.com
W: www.exova.com

Exova

Analytical Report

Bill To: J. Gibson & Associates
Report To: J. Gibson & Associates
Box 20913
Whitehorse, YT, Canada
Y1A 6P2
Attn: John Gibson
Sampled By: J. Gibson
Company:

Project:
ID: Silver Range Resources
Name: KEG Project
Location:
LSD:
P.O.:
Acct code:

Lot ID: **871989**
Control Number: A216787
Date Received: May 24, 2012
Date Reported: May 30, 2012
Report Number: 1739269

		Reference Number	871989-13	871989-14	871989-15	
		Sample Date	May 21, 2012	May 21, 2012	May 21, 2012	
		Sample Time	NA	NA	NA	
		Sample Location				
		Sample Description	Keg #12 / Surface	Keg #13 / Surface	Keg TS / Surface	
		Matrix	Water	Water	Water	
Analyte		**Units**	**Results**	**Results**	**Results**	Nominal Detection Limit
Metals Total - Continued						
Zirconium	Total	mg/L	0.0003	0.0003	0.0002	0.0001

Exova
#104, 19575-55 A Ave.
Surrey, British Columbia
V3S 8P8, Canada

T: +1 (604) 514-3322
F: +1 (604) 514-3323
E: Surrey@exova.com
W: www.exova.com

Exova

Analytical Report

Bill To:	J. Gibson & Associates	Project:		Lot ID:	**871989**
Report To:	J. Gibson & Associates	ID:	Silver Range Resources	Control Number:	A216787
	Box 20913	Name:	KEG Project	Date Received:	May 24, 2012
	Whitehorse, YT, Canada	Location:		Date Reported:	May 30, 2012
	Y1A 6P2	LSD:		Report Number:	1739269
Attn:	John Gibson	P.O.:			
Sampled By:	J. Gibson	Acct code:			
Company:					

Reference Number	871989-14
Sample Date	May 21, 2012
Sample Time	NA
Sample Location	
Sample Description	Keg #13 / Surface
Matrix	Water

Analyte		Units	Results	Results	Results	Nominal Detection Limit
Inorganic Nonmetallic Parameters						
Organic Carbon	Total Nonpurgeable	mg/L	15			0.5
Cyanide	Total	mg/L	<0.002			0.002
Ammonia - N		mg/L	<0.01			
Nitrate - N		mg/L	0.06			0.01
Nitrite - N		mg/L	<0.005			0.005
Physical and Aggregate Properties						
Solids	Total Suspended	mg/L	<2			2
Solids	Total Dissolved	mg/L	274			5

Approved by:

Randy Neumann, BSc
General Manager

Exova
#104, 19575-55 A Ave.
Surrey, British Columbia
V3S 8P8, Canada

T: +1 (604) 514-3322
F: +1 (604) 514-3323
E: Surrey@exova.com
W: www.exova.com

Exova

Methodology and Notes

Bill To:	J. Gibson & Associates	Project:		Lot ID:	**871989**
Report To:	J. Gibson & Associates	ID:	Silver Range Resources	Control Number:	A216787
	Box 20913	Name:	KEG Project	Date Received:	May 24, 2012
	Whitehorse, YT, Canada	Location:		Date Reported:	May 30, 2012
	Y1A 6P2	LSD:		Report Number:	1739269
Attn:	John Gibson	P.O.:			
Sampled By:	J. Gibson	Acct code:			
Company:					

Method of Analysis

Method Name	Reference	Method	Date Analysis Started	Location
Alk, pH, EC, Turb in water	APHA	* Alkalinity - Titration Method, 2320 B	24-May-12	Exova Surrey
Alk, pH, EC, Turb in water	APHA	* Conductivity, 2510 B	24-May-12	Exova Surrey
Alk, pH, EC, Turb in water	APHA	* pH - Electrometric Method, 4500-H+ B	24-May-12	Exova Surrey
Ammonia-N in Water	APHA	* Titrametric, 4500-NH3 C	25-May-12	Exova Surrey
Anions by IEC in water (Surrey)	APHA	* Ion Chromatography with Chemical Suppression of Eluent Cond., 4110 B	25-May-12	Exova Surrey
Carbon Organic (Total) in water (TOC)	APHA	High-Temperature Combustion Method, 5310 B	28-May-12	Exova Edmonton
Cyanide (Total) in water	US EPA	* US EPA method, 335.3	30-May-12	Exova Edmonton
Mercury Low Level (Total) in water	EPA	* Mercury in Water by Cold Vapor Atomic Fluorescence Spectrometry, 245.7	28-May-12	Exova Surrey
Metals SemiTrace (Dissolved) in water	US EPA	* Metals & Trace Elements by ICP-AES, 6010C	25-May-12	Exova Surrey
Metals SemiTrace (Total) in Water	US EPA	* Metals & Trace Elements by ICP-AES, 6010C	24-May-12	Exova Surrey
Nitrogen - nitrite+nitrate-N	APHA	* Automated Cadmium Reduction Method, 4500-NO3- F	25-May-12	Exova Surrey
Solids Dissolved (Total, Fixed and Volatile)2	APHA	* Total Dissolved Solids Dried at 180 C, 2540 C	28-May-12	Exova Surrey
Solids Suspended (Total, Fixed and Volatile)	APHA	* Total Suspended Solids Dried at 103-105'C, 2540 D	28-May-12	Exova Surrey
Trace Metals (dissolved) in Water	US EPA	* Determination of Trace Elements in Waters and Wastes by ICP-MS, 200.8	25-May-12	Exova Surrey
Trace Metals (dissolved) in Water	US EPA	* Metals & Trace Elements by ICP-AES, 6010C	25-May-12	Exova Surrey
Trace Metals (Total) in Water	US EPA	* Determination of Trace Elements in Waters and Wastes by ICP-MS, 200.8	24-May-12	Exova Surrey
Trace Metals (Total) in Water	US EPA	* Metals & Trace Elements by ICP-AES, 6010C	24-May-12	Exova Surrey

** Reference Method Modified*

References

APHA	Standard Methods for the Examination of Water and Wastewater
US EPA	US Environmental Protection Agency Test Methods

Exova
#104, 19575-55 A Ave.
Surrey, British Columbia
V3S 8P8, Canada

T: +1 (604) 514-3322
F: +1 (604) 514-3323
E: Surrey@exova.com
W: www.exova.com

Methodology and Notes

Bill To:	J. Gibson & Associates	Project:		Lot ID:	**871989**
Report To:	J. Gibson & Associates	ID:	Silver Range Resources	Control Number:	A216787
	Box 20913	Name:	KEG Project	Date Received:	May 24, 2012
	Whitehorse, YT, Canada	Location:		Date Reported:	May 30, 2012
	Y1A 6P2	LSD:		Report Number:	1739269
Attn:	John Gibson	P.O.:			
Sampled By:	J. Gibson	Acct code:			
Company:					

Comments:

- Analysis was performed on samples 871989-1 to 14 that exceeded the recommended holding time for Water Nitrate analysis.
- Some total metal results were less than dissolved metal results for lot 871989. The results were verified and are within expected measurement uncertainty.
- pH analysis was performed past the recommended holding time of 15 minutes from sample collection.

Please direct any inquiries regarding this report to our Client Services group.
Results relate only to samples as submitted.
The test report shall not be reproduced except in full, without the written approval of the laboratory.

Terms and Conditions: www.exova.ca/terms&conditions

Exova

www.exova.com

LOT: 871989 COC

Control Number A216787

vironmental Sample Information Sheet

e: Proper completion of this form is required in order to proceed with analysis

See reverse for your nearest Exova location and proper sampling protocol

Billing Address: Copy of Report:

Company:
Address: J. Gibson & Associates
Box 20111
Whitehorse, YT Y1A 7A2

QA/QC Report ☐

Attention: John Gibson
Phone: (867)633-4522
Fax:
Cell: (867)668-6895
e-mail:

Report Result:
e-mail ☐
Results Online ☐
Fax ☐
Mail ☐

Copy of Report To: Copy of invoice:

Company:
Address:

Send invoice to this address for approval ☐

Attention:
Phone:
Fax:
Cell:
e-mail:

Report Result:
e-mail ☐
Results Online ☐
Fax ☐
Mail ☐

Information to be included on Report and Invoice

Project ID: SILVER RANGE RESOURCES
Project Name: KEG PROJECT
Project Location:
Legal Location:
PO#:
Proj. Acct. Code: 6646
Agreement ID:

PRIORITY

Please contact laboratory prior to submitting any RUSH samples.

Upon filling out this section, client accepts that surcharges will be applied to this analysis.

If not all samples require RUSH, please indicate in special instructions.

Date Required:
Signature:

Sample Custody (Please Print)
Sampled by: J GIBSON
Company Signature

I authorize Exova to proceed with the work indicated on this form:

Date: Initial:
Received by: Sample Temp: 8.3°C
Waybill #: Date
Company Time

RECEIVED MAY 24 2012

Special Instructions / Comments

RCHEM = pH, EC, CL, N2, N3, TP, SO4, TSS, TDS, HARDT, TALK.

DISSMETALS FIELD FILTERED
METALS + NITRIC
TCN + NaOH
NH4 + SULFURIC
TOC + HCL

Please indicate which regulations you are required to meet:

☐ Health Canada Drinking Water Quality
☐ Alberta Tier 1
☐ Other:

Sample Identification	Location	Depth IN	Depth CM	Depth M	Date/Time Sampled	Matrix	Sampling Method	Number of Containers	RCHEM	NH4	TOC	TCN	TW24ew + THg	TW23ew
KEG #1	SURFACE		\		MAY 20	H2O	Grab	6	✓	✓	✓	✓	✓	✓
KEG #2	↓				May 21	↓	↓	6	✓	✓	✓	✓	✓	✓
KEG #3					May 21			6	✓	✓	✓	✓	✓	✓
KEG #4					May 21			6	✓	✓	✓	✓	✓	✓
KEG #4 DUPLICATE					May 21			2					✓	✓
KEG #5					May 21			6	✓	✓	✓	✓	✓	✓
KEG #6					May 22			6	✓	✓	✓	✓	✓	✓
KEG #7					May 21			6	✓	✓	✓	✓	✓	✓
KEG #8					May 21			6	✓	✓	✓	✓	✓	✓
KEG #9					May 21			6	✓	✓	✓	✓	✓	✓
KEG #10					May 21			6	✓	✓	✓	✓	✓	✓
KEG #11					May 20			6	✓	✓	✓	✓	✓	✓
KEG #12					May 21			6	✓	✓	✓	✓	✓	✓
KEG #13					May 21			6	✓	✓	✓	✓	✓	✓
KEG TS					May 21			1					✓	

Enter tests above (✓ relevant samples below)

NOTE: All hazardous samples must be labeled according to WHMIS guidelines.

ED 077-00

Exova
#104, 19575-55 A Ave.
Surrey, British Columbia
V3S 8P8, Canada

T: +1 (604) 514-3322
F: +1 (604) 514-3323
E: Surrey@exova.com
W: www.exova.com

Report Transmission Cover Page

Bill To:	J. Gibson & Associates	Project:		Lot ID:	**872004**
Report To:	J. Gibson & Associates	ID:	Silver Range Resources	Control Number:	A216788
	Box 20913	Name:	Rebel Project	Date Received:	May 24, 2012
	Whitehorse, YT, Canada	Location:		Date Reported:	May 30, 2012
	Y1A 6P2	LSD:		Report Number:	1739282
Attn:	John Gibson	P.O.:			
Sampled By:	J. Gibson	Acct code:			
Company:					

Contact & Affiliation	Address	Delivery Commitments
John Gibson J. Gibson & Associates	, Box 20913 Whitehorse, Yukon Territory Y1A 6P2 Phone: (867) 633-4522 Fax: (867) 668-6895 Email: ludditegibson@gmail.com	On [Lot Verification] send (COA) by Email - Multiple Reports On [Report Approval] send (COC, Test Report) by Email - Merge Reports On [Lot Approval and Final Test Report Approval] send (Invoice) by Email - Single Report

Notes To Clients:

- Analysis was performed on samples 872004-1 and 2 that exceeded the recommended holding time for Water Nitrate analysis.
- Some total metal results were less than dissolved metal results for lot 872004. The results were verified and are within expected measurement uncertainty.
- pH analysis was performed past the recommended holding time of 15 minutes from sample collection.

The information contained on this and all other pages transmitted, is intended for the addressee only and is considered confidential.
If the reader is not the intended recipient, you are hereby notified that any use, dissemination, distribution or copy of this transmission is strictly prohibited.
If you receive this transmission by error, or if this transmission is not satisfactory, please notify us by telephone.

Exova
#104, 19575-55 A Ave.
Surrey, British Columbia
V3S 8P8, Canada

T: +1 (604) 514-3322
F: +1 (604) 514-3323
E: Surrey@exova.com
W: www.exova.com

Exova

Analytical Report

Bill To: J. Gibson & Associates
Report To: J. Gibson & Associates
Box 20913
Whitehorse, YT, Canada
Y1A 6P2
Attn: John Gibson
Sampled By: J. Gibson
Company:

Project:
ID: Silver Range Resources
Name: Rebel Project
Location:
LSD:
P.O.:
Acct code:

Lot ID: **872004**
Control Number: A216788
Date Received: May 24, 2012
Date Reported: May 30, 2012
Report Number: 1739282

	Reference Number	872004-1	872004-2		
	Sample Date	May 22, 2012	May 22, 2012		
	Sample Time	NA	NA		
	Sample Location				
	Sample Description	Rebel #1 / Surface	Rebel #3 / Surface		
	Matrix	Water	Water		
Analyte		**Units**	**Results**	**Results**	**Results**	Nominal Detection Limit
Inorganic Nonmetallic Parameters						
Organic Carbon	Total Nonpurgeable	mg/L	5.0	15		0.5
Cyanide	Total	mg/L	<0.002	<0.002		0.002
Ammonia - N		mg/L	<0.01	<0.01		
Nitrate - N		mg/L	0.18	0.02		0.01
Nitrite - N		mg/L	<0.005	<0.005		0.005
Metals Dissolved						
Aluminum	Dissolved	mg/L	0.016	0.066		0.005
Antimony	Dissolved	mg/L	0.0002	<0.0002		0.0002
Arsenic	Dissolved	mg/L	0.0003	0.0005		0.0002
Barium	Dissolved	mg/L	0.059	0.025		0.001
Beryllium	Dissolved	mg/L	<0.00004	<0.00004		0.00004
Bismuth	Dissolved	mg/L	<0.001	<0.001		0.001
Boron	Dissolved	mg/L	<0.004	<0.004		0.004
Cadmium	Dissolved	mg/L	0.00007	0.00001		0.00001
Chromium	Dissolved	mg/L	0.0007	<0.0004		0.0004
Cobalt	Dissolved	mg/L	0.00004	0.00005		0.00002
Copper	Dissolved	mg/L	0.001	0.002		0.001
Lead	Dissolved	mg/L	<0.0001	<0.0001		0.0001
Lithium	Dissolved	mg/L	0.002	<0.001		0.001
Molybdenum	Dissolved	mg/L	0.0016	<0.0001		0.0001
Nickel	Dissolved	mg/L	0.002	<0.001		0.001
Selenium	Dissolved	mg/L	<0.0006	<0.0006		0.0006
Silver	Dissolved	mg/L	<0.00001	<0.00001		0.00001
Strontium	Dissolved	mg/L	0.085	0.061		0.001
Sulfur	Dissolved	mg/L	8.9	1.6		0.2
Tellurium	Dissolved	mg/L	<0.0001	<0.0001		0.0001
Thallium	Dissolved	mg/L	<0.00001	<0.00001		0.00001
Thorium	Dissolved	mg/L	<0.0004	<0.0004		0.0004
Tin	Dissolved	mg/L	<0.0001	<0.0001		0.0001
Titanium	Dissolved	mg/L	<0.01	<0.01		0.01
Uranium	Dissolved	mg/L	0.0022	<0.0004		0.0004
Vanadium	Dissolved	mg/L	0.0003	0.0002		0.0001
Zinc	Dissolved	mg/L	0.004	0.002		0.001
Zirconium	Dissolved	mg/L	<0.0001	0.0003		0.0001
Metals Total						
Calcium	Total	mg/L	36.6	28.9		0.05

Exova
#104, 19575-55 A Ave.
Surrey, British Columbia
V3S 8P8, Canada

T: +1 (604) 514-3322
F: +1 (604) 514-3323
E: Surrey@exova.com
W: www.exova.com

Exova

Analytical Report

Bill To: J. Gibson & Associates
Report To: J. Gibson & Associates
Box 20913
Whitehorse, YT, Canada
Y1A 6P2
Attn: John Gibson
Sampled By: J. Gibson
Company:

Project:
ID: Silver Range Resources
Name: Rebel Project
Location:
LSD:
P.O.:
Acct code:

Lot ID: **872004**
Control Number: A216788
Date Received: May 24, 2012
Date Reported: May 30, 2012
Report Number: 1739282

	Reference Number	872004-1	872004-2		
	Sample Date	May 22, 2012	May 22, 2012		
	Sample Time	NA	NA		
	Sample Location				
	Sample Description	Rebel #1 / Surface	Rebel #3 / Surface		
	Matrix	Water	Water		
Analyte		**Units**	**Results**	**Results**	**Results**	Nominal Detection Limit
Metals Total - Continued						
Iron	Total	mg/L	0.404	0.500		0.01
Magnesium	Total	mg/L	13.0	8.72		0.05
Manganese	Total	mg/L	0.029	0.025		0.005
Phosphorus	Total	mg/L	0.035	0.018		0.01
Potassium	Total	mg/L	1.4	0.6		0.1
Silicon	Total	mg/L	3.13	2.53		0.05
Sulfur	Total	mg/L	8.6	13.2		0.1
Sodium	Total	mg/L	1.05	1.74		0.02
Titanium	Total	mg/L	0.006	0.007		0.001
Aluminum	Total	mg/L	0.100	0.294		0.005
Antimony	Total	mg/L	0.0005	0.0003		0.0002
Arsenic	Total	mg/L	0.0009	0.0008		0.0002
Barium	Total	mg/L	0.066	0.057		0.001
Beryllium	Total	mg/L	<0.00004	<0.00004		0.00004
Bismuth	Total	mg/L	<0.001	<0.001		0.001
Boron	Total	mg/L	<0.005	<0.005		0.004
Cadmium	Total	mg/L	0.00012	0.00003		0.00001
Chromium	Total	mg/L	0.0007	0.0062		0.0004
Cobalt	Total	mg/L	0.00020	0.00032		0.00002
Copper	Total	mg/L	0.002	0.003		0.001
Lead	Total	mg/L	0.0003	0.0004		0.0001
Lithium	Total	mg/L	0.002	0.002		0.001
Mercury	Total	mg/L	<0.00001	<0.00001		0.00001
Molybdenum	Total	mg/L	0.0020	0.0005		0.0001
Nickel	Total	mg/L	0.002	0.004		0.001
Selenium	Total	mg/L	<0.0006	<0.0006		0.0006
Silver	Total	mg/L	<0.00001	<0.00001		0.00001
Strontium	Total	mg/L	0.090	0.172		0.001
Tellurium	Total	mg/L	<0.0001	<0.0001		0.0001
Thallium	Total	mg/L	<0.00001	<0.00001		0.00001
Thorium	Total	mg/L	<0.0004	<0.0004		0.0004
Tin	Total	mg/L	0.0002	0.0001		0.0001
Uranium	Total	mg/L	0.0022	0.0007		0.0004
Vanadium	Total	mg/L	0.0012	0.0011		0.0001
Zinc	Total	mg/L	0.006	0.006		0.001
Zirconium	Total	mg/L	0.0003	0.0005		0.0001

Exova
#104, 19575-55 A Ave.
Surrey, British Columbia
V3S 8P8, Canada

T: +1 (604) 514-3322
F: +1 (604) 514-3323
E: Surrey@exova.com
W: www.exova.com

Exova

Analytical Report

Bill To: J. Gibson & Associates
Report To: J. Gibson & Associates
Box 20913
Whitehorse, YT, Canada
Y1A 6P2
Attn: John Gibson
Sampled By: J. Gibson
Company:

Project:
ID: Silver Range Resources
Name: Rebel Project
Location:
LSD:
P.O.:
Acct code:

Lot ID: **872004**
Control Number: A216788
Date Received: May 24, 2012
Date Reported: May 30, 2012
Report Number: 1739282

		Reference Number	872004-1	872004-2		
		Sample Date	May 22, 2012	May 22, 2012		
		Sample Time	NA	NA		
		Sample Location				
		Sample Description	Rebel #1 / Surface	Rebel #3 / Surface		
		Matrix	Water	Water		
Analyte		**Units**	**Results**	**Results**	**Results**	Nominal Detection Limit
Physical and Aggregate Properties						
Solids	Total Suspended	mg/L	<2	10		2
Solids	Total Dissolved	mg/L	208	114		5
Routine Water						
pH	at 25 °C		7.65	7.47		
Electrical Conductivity		µS/cm at 25 C	286	102		1
Calcium	Dissolved	mg/L	37.3	16.4		0.1
Iron	Dissolved	mg/L	0.051	0.078		0.005
Magnesium	Dissolved	mg/L	13.2	2.5		0.1
Manganese	Dissolved	mg/L	<0.001	<0.001		0.001
Phosphorus	Dissolved	mg/L	<0.01	0.02		0.01
Potassium	Dissolved	mg/L	1.4	1.1		0.1
Silicon	Dissolved	mg/L	3.16	4.72		0.05
Sodium	Dissolved	mg/L	0.9	1.1		0.1
Bicarbonate		mg/L	155	56		5
Carbonate		mg/L	<6	<6		6
Hydroxide		mg/L	<5	<5		5
T-Alkalinity	as CaCO3	mg/L	127	46		5
Chloride	Dissolved	mg/L	<0.5	<0.5		0.05
Sulfate (SO4)	Dissolved	mg/L	30	<5		0.5
Hardness	as CaCO3	mg/L	147	51		5
Hardness	Total	mg CaCO3/L	145	108		1

Approved by:

RL Neumann

Randy Neumann, BSc
General Manager

Exova
#104, 19575-55 A Ave.
Surrey, British Columbia
V3S 8P8, Canada

T: +1 (604) 514-3322
F: +1 (604) 514-3323
E: Surrey@exova.com
W: www.exova.com

Exova

Methodology and Notes

Bill To:	J. Gibson & Associates	Project:		Lot ID:	**872004**
Report To:	J. Gibson & Associates	ID:	Silver Range Resources	Control Number:	A216788
	Box 20913	Name:	Rebel Project	Date Received:	May 24, 2012
	Whitehorse, YT, Canada	Location:		Date Reported:	May 30, 2012
	Y1A 6P2	LSD:		Report Number:	1739282
Attn:	John Gibson	P.O.:			
Sampled By:	J. Gibson	Acct code:			
Company:					

Method of Analysis

Method Name	Reference	Method	Date Analysis Started	Location
Alk, pH, EC, Turb in water	APHA	* Alkalinity - Titration Method, 2320 B	24-May-12	Exova Surrey
Alk, pH, EC, Turb in water	APHA	* Conductivity, 2510 B	24-May-12	Exova Surrey
Alk, pH, EC, Turb in water	APHA	* pH - Electrometric Method, 4500-H+ B	24-May-12	Exova Surrey
Ammonia-N in Water	APHA	* Titrametric, 4500-NH3 C	25-May-12	Exova Surrey
Anions by IEC in water (Surrey)	APHA	* Ion Chromatography with Chemical Suppression of Eluent Cond., 4110 B	25-May-12	Exova Surrey
Carbon Organic (Total) in water (TOC)	APHA	High-Temperature Combustion Method, 5310 B	28-May-12	Exova Edmonton
Cyanide (Total) in water	US EPA	* US EPA method, 335.3	30-May-12	Exova Edmonton
Mercury Low Level (Total) in water	EPA	* Mercury in Water by Cold Vapor Atomic Fluorescence Spectrometry, 245.7	28-May-12	Exova Surrey
Metals SemiTrace (Dissolved) in water	US EPA	* Metals & Trace Elements by ICP-AES, 6010C	25-May-12	Exova Surrey
Metals SemiTrace (Total) in Water	US EPA	* Metals & Trace Elements by ICP-AES, 6010C	25-May-12	Exova Surrey
Nitrogen - nitrite+nitrate-N	APHA	* Automated Cadmium Reduction Method, 4500-NO3- F	25-May-12	Exova Surrey
Solids Dissolved (Total, Fixed and Volatile)2	APHA	* Total Dissolved Solids Dried at 180 C, 2540 C	28-May-12	Exova Surrey
Solids Suspended (Total, Fixed and Volatile)	APHA	* Total Suspended Solids Dried at 103-105'C, 2540 D	28-May-12	Exova Surrey
Trace Metals (dissolved) in Water	US EPA	* Determination of Trace Elements in Waters and Wastes by ICP-MS, 200.8	25-May-12	Exova Surrey
Trace Metals (dissolved) in Water	US EPA	* Metals & Trace Elements by ICP-AES, 6010C	25-May-12	Exova Surrey
Trace Metals (Total) in Water	US EPA	* Determination of Trace Elements in Waters and Wastes by ICP-MS, 200.8	25-May-12	Exova Surrey
Trace Metals (Total) in Water	US EPA	* Metals & Trace Elements by ICP-AES, 6010C	25-May-12	Exova Surrey

** Reference Method Modified*

References

APHA	Standard Methods for the Examination of Water and Wastewater
US EPA	US Environmental Protection Agency Test Methods

Exova
#104, 19575-55 A Ave.
Surrey, British Columbia
V3S 8P8, Canada

T: +1 (604) 514-3322
F: +1 (604) 514-3323
E: Surrey@exova.com
W: www.exova.com

Methodology and Notes

Bill To:	J. Gibson & Associates	Project:		Lot ID:	**872004**
Report To:	J. Gibson & Associates	ID:	Silver Range Resources	Control Number:	A216788
	Box 20913	Name:	Rebel Project	Date Received:	May 24, 2012
	Whitehorse, YT, Canada	Location:		Date Reported:	May 30, 2012
	Y1A 6P2	LSD:		Report Number:	1739282
Attn:	John Gibson	P.O.:			
Sampled By:	J. Gibson	Acct code:			
Company:					

Comments:

- Analysis was performed on samples 872004-1 and 2 that exceeded the recommended holding time for Water Nitrate analysis.
- Some total metal results were less than dissolved metal results for lot 872004. The results were verified and are within expected measurement uncertainty.
- pH analysis was performed past the recommended holding time of 15 minutes from sample collection.

Please direct any inquiries regarding this report to our Client Services group.
Results relate only to samples as submitted.
The test report shall not be reproduced except in full, without the written approval of the laboratory.

Terms and Conditions: www.exova.ca/terms&conditions

Exova

LOT: 872004 COC

Control Number A216788

ıvironmental Sample Information Sheet

ɔte: Proper completion of this form is required in order to proceed with analysis

See reverse for your nearest Exova location and proper sampling protocol

www.exova.com

Billing Address:	Copy of Report:	Copy of Report To:	Copy of invoice:
Company:		Company:	Send invoice to this address for approval
Address: J. Gibson & Associates, Box 20111, Whitehorse, YT Y1A 7A2	QA/QC Report	Address:	
Attention: John Gibson	Report Result: e-mail	Attention:	Report Result: e-mail
Phone: (867)633-4522	Results Online	Phone:	Results Online
Fax:	Fax	Fax:	Fax
Cell: (867)668-6895	Mail	Cell:	Mail
e-mail:		e-mail:	

Information to be included on Report and Invoice

Project ID: SILVERRANGE RESOURCES
Project Name: REBEL PROJECT
Project Location:
Legal Location:
PO#:
Proj. Acct. Code: 6646
Agreement ID:

PRIORITY

Please contact laboratory prior to submitting any RUSH samples.

Upon filling out this section, client accepts that surcharges will be applied to this analysis.

If not all samples require RUSH, please indicate in special instructions.

Date Required:
Signature:

Sample Custody (Please Print)
Sampled by: J GIBSON
Company Signature
I authorize Exova to proceed with the work indicated on this form:
Date: May 23/12 Initial: JG
Received by: Sample Temp 8.3°C
Waybill #: Date
Company Time

RECEIVED MAY 24 2012

Special Instructions / Comments

RCHEM = pH, EC, CL, N2, N3, TP, SO4, TSS, TDS, HARDT, T.ALK.

DISS METALS FIELD FILTERED
METALS + NITRIC
TOC + HCL
TCN + NaOH
NH4 + SULFURIC

Please indicate which regulations you are required to meet:
- Health Canada Drinking Water Quality
- Alberta Tier 1
- Other:

Sample Identification	Location	Depth IN	Depth CM	Depth M	Date/Time Sampled	Matrix	Sampling Method	Number of Containers	RCHEM	NH4	TOC	TCN	TW24ew+THg	TW23ew
REBEL #1	SURFACE		—		May 22	H_2O	Grab	6	✓	✓	✓	✓	✓	✓
REBEL #3	SURFACE		—		May 22	H_2O	Grab	6	✓	✓	✓	✓	✓	✓

Enter tests above (✓ relevant samples below)

NOTE: All hazardous samples must be labeled according to WHMIS guidelines.

APPENDIX 2

Flow Volume Calculations

Data Logger Installations – Level Survey Data

Stage Discharge Calculations

Project: Silver Range - Rebel Claims **Date:** 22-May-12 1010 hrs

Site: Rebel #1

Point (m)	Depth (meters)	Width (meters)	Velocity (m/sec)	Area (m sq)	Volume (cms)
0.72	0	0.09	0	0	0.000
0.9	0.15	0.19	0.032	0.0285	0.001
1.1	0.16	0.25	0.231	0.04	0.009
1.4	0.15	0.3	0.391	0.045	0.018
1.7	0.16	0.3	0.472	0.048	0.023
2	0.15	0.3	0.376	0.045	0.017
2.3	0.17	0.3	0.315	0.051	0.016
2.6	0.18	0.3	0.288	0.054	0.016
2.9	0.18	0.3	0.266	0.054	0.014
3.2	0.18	0.3	0.231	0.054	0.012
3.5	0.16	0.3	0.248	0.048	0.012
3.8	0.14	0.3	0.166	0.042	0.007
4.1	0.16	0.3	0.139	0.048	0.007
4.4	0.18	0.3	0.2	0.054	0.011
4.7	0.2	0.3	0.231	0.06	0.014
5	0.23	0.3	0.231	0.069	0.016
5.3	0.24	0.3	0.221	0.072	0.016
5.6	0.21	0.22	0.221	0.0462	0.010
5.74	0	0.07	0	0	0.000
5.02		5.02			**0.2180**

All velocity readings at 0.6 depth

No Staff Gauge

Data logger reading: No logger

Channel under ice? Partial ice cover - x section ice free

Method: Price Velocity meter/ TS Wading Rod

Measurement By: J.Gibson

Stage Discharge Calculations

Project: **Silver Range - Rebel Claims** **Date:** **May 22,2012 1100 hrs**

Site: **Rebel #3**

Point *(m)*	**Depth** *(meters)*	**Width** *(meters)*	**Velocity** *(m/sec)*	**Area** *(m sq)*	**Volume** *(cms)*
0.48	0	0.06	0	0	0.000
0.6	0.25	0.11	0.769	0.0275	0.021
0.7	0.22	0.1	0.508	0.022	0.011
0.8	0.11	0.1	0.705	0.011	0.008
0.9	0.12	0.1	0.805	0.012	0.010
1	0.22	0.1	0.508	0.022	0.011
1.1	0.24	0.1	0.442	0.024	0.011
1.2	0.19	0.1	0.472	0.019	0.009
1.3	0.2	0.1	0.208	0.02	0.004
1.4	0.2	0.1	0.339	0.02	0.007
1.5	0.21	0.1	0.383	0.021	0.008
1.6	0.24	0.1	0.108	0.024	0.003
1.7	0.22	0.1	0.145	0.022	0.003
1.8	0.13	0.155	0.242	0.02015	0.005
2.01	0	0.105	0	0	0.000
1.53		1.53			**0.1021**

All velocity readings at 0.6 depth

No Staff Gauge

Data logger reading: No logger

Channel under ice?Y Partial ice cover

Method: Price Velocity meter/ TS Wading Rod

Measurement By: J.Gibson

Stage Discharge Calculations

Project: **Silver Range - Keg Claims** **Date:** **21-May-12 0845 hrs**

Site: **Keg #5**

Point (m)	Depth (meters)	Width (meters)	Velocity (m/sec)	Area (m sq)	Volume (cms)
1.15	0	0.075	0	0	0
1.3	0.06	0.125	0	0.0075	0
1.4	0.08	0.1	0.158	0.008	0.0013
1.5	0.12	0.1	0.15	0.012	0.0018
1.6	0.13	0.1	0.391	0.013	0.0051
1.7	0.13	0.1	0.363	0.013	0.0047
1.8	0.14	0.1	0.301	0.014	0.0042
1.9	0.13	0.1	0.315	0.013	0.0041
2	0.11	0.1	0.271	0.011	0.0030
2.1	0.08	0.08	0.185	0.0064	0.0012
2.16	0	0.03	0	0	0
1.01		1.01			**0.02534**

All velocity readings at 0.6 depth

no Staff Gauge

Data logger reading: no logger

Channel under ice? channel Ice free

Method: Price Velocity meter/ TS Wading Rod

Measurement By: J.Gibson

Stage Discharge Calculations

Project: **Silver Range - Keg Claims** **Date:** **21-May-12 0845 hrs**

Site: **Keg #3**

Point (m)	Depth (meters)	Width (meters)	Velocity (m/sec)	Area (m sq)	Volume (cms)
0.98	0	0.06	0	0	0
1.1	0.12	0.21	0.552	0.0252	0.0139
1.4	0.1	0.3	0.406	0.03	0.0122
1.7	0.17	0.3	0.601	0.051	0.0307
2	0.18	0.25	0.588	0.045	0.0265
2.2	0.2	0.2	0.72	0.04	0.0288
2.4	0.26	0.2	0.588	0.052	0.0306
2.6	0.24	0.2	0.72	0.048	0.0346
2.8	0.32	0.2	0.644	0.064	0.0412
3	0.35	0.2	0.882	0.07	0.0617
3.2	0.39	0.2	0.752	0.078	0.0587
3.4	0.41	0.2	0.769	0.082	0.0631
3.6	0.41	0.2	0.615	0.082	0.0504
3.8	0.39	0.2	0.629	0.078	0.0491
4	0.35	0.25	0.601	0.0875	0.0526
4.3	0.28	0.25	0.564	0.07	0.0395
4.5	0.22	0.25	0.552	0.055	0.0304
4.8	0	0.15	0	0	0.0000
3.82		3.82			**0.6237**

All velocity readings at 0.6 depth

no Staff Gauge

Data logger reading: no logger

Channel under ice? channel Ice free

Method: Price Velocity meter/ TS Wading Rod

Measurement By: J.Gibson

Stage Discharge Calculations

Project: **Silver Range - Keg Claims** **Date:** **21-May-12**

Site: **Keg #7**

Point (m)	Depth (meters)	Width (meters)	Velocity (m/sec)	Area (m sq)	Volume (cms)
0.86	0	0.07	0	0	0
1	0.2	0.12	0	0.024	0
1.1	0.22	0.1	0	0.022	0
1.2	0.24	0.1	0	0.024	0
1.3	0.25	0.1	0.017	0.025	0.0004
1.4	0.26	0.1	0.185	0.026	0.0048
1.5	0.25	0.1	0.282	0.025	0.0071
1.6	0.24	0.1	0.415	0.024	0.0100
1.7	0.28	0.1	0.531	0.028	0.0149
1.8	0.29	0.1	0.552	0.029	0.0160
1.9	0.29	0.12	0.735	0.0348	0.0256
2.04	0	0.07	0	0	0
1.18		1.18			0.0787

All velocity readings at 0.6 depth

no Staff Gauge

Data logger reading: no logger

Channel under ice? channel Ice free

Method: Price Velocity meter/ TS Wading Rod

Measurement By: J.Gibson

Stage Discharge Calculations

Project: **Silver Range - Keg Claims** **Date:** **21-May-12**

Site: **Keg #13**

Point (m)	Depth (meters)	Width (meters)	Velocity (m/sec)	Area (m sq)	Volume (cms)
0.33	0	0.085	0	0	0
0.5	0.18	0.235	0.035	0.0423	0.0015
0.8	0.28	0.3	0.151	0.084	0.0127
1.1	0.31	0.25	0.192	0.0775	0.0149
1.3	0.33	0.2	0.282	0.066	0.0186
1.5	0.34	0.2	0.472	0.068	0.0321
1.7	0.33	0.1	0.226	0.033	0.0075
1.7	0.3	0.2	0.576	0.06	0.0346
2.1	0.26	0.3	0.629	0.078	0.0491
2.3	0.22	0.2	0.2	0.044	0.0088
2.5	0.22	0.2	0.432	0.044	0.0190
2.7	0.21	0.2	0.462	0.042	0.0194
2.9	0.21	0.2	0.432	0.042	0.0181
3.1	0.16	0.155	0.248	0.0248	0.0062
3.21	0	0.055	0	0	0.0000
2.88		2.88			**0.2423**

All velocity readings at 0.6 depth

no Staff Gauge

Data logger reading: no logger

Channel under ice? channel Ice free

Method: Price Velocity meter/ TS Wading Rod

Measurement By: J.Gibson

Stage Discharge Calculations

Project: **Silver Range - Keg Claims** **Date:** **21-May-12 0845 hrs**

Site: **Keg #8**

Point (m)	Depth (meters)	Width (meters)	Velocity (m/sec)	Area (m sq)	Volume (cms)
0.49	0	0.055	0	0	0
0.6	0.2	0.105	0.142	0.021	0.0030
0.7	0.27	0.1	0.237	0.027	0.0064
0.8	0.34	0.1	0.339	0.034	0.0115
0.9	0.34	0.1	0.383	0.034	0.0130
1	0.36	0.1	0.277	0.036	0.0100
1.1	0.37	0.1	0.331	0.037	0.0122
1.2	0.38	0.1	0.339	0.038	0.0129
1.3	0.4	0.1	0.204	0.04	0.0082
1.4	0.2	0.07	0.106	0.014	0.0015
1.44	0	0.02	0	0	0.0000
0.95		0.95			**0.0787**

All velocity readings at 0.6 depth

no Staff Gauge

Data logger reading: no logger

Channel under ice? channel Ice free

Method: Price Velocity meter/ TS Wading Rod

Measurement By: J.Gibson

Stage Discharge Calculations

Project: **Silver Range - Keg Claims** **Date:** **21-May-12 1250 hrs**

Site: **Keg #10**

Point (m)	Depth (meters)	Width (meters)	Velocity (m/sec)	Area (m sq)	Volume (cms)
0.6	0	0.05	0	0	0
0.7	0.21	0.15	0.237	0.0315	0.0075
0.9	0.22	0.25	0.576	0.055	0.0317
1.2	0.22	0.3	0.531	0.066	0.0350
1.5	0.2	0.3	0.882	0.06	0.0529
1.8	0.24	0.3	0.955	0.072	0.0688
2.1	0.28	0.3	0.825	0.084	0.0693
2.4	0.27	0.3	1.014	0.081	0.0821
2.7	0.26	0.3	1.014	0.078	0.0791
3	0.26	0.25	0.72	0.065	0.0468
3.2	0.29	0.2	0.966	0.058	0.0560
3.4	0.26	0.2	0.845	0.052	0.0439
3.6	0.24	0.2	0.825	0.048	0.0396
3.8	0.24	0.2	0.922	0.048	0.0443
4	0.23	0.2	0.752	0.046	0.0346
4.2	0.19	0.145	0.644	0.02755	0.0177
4.29	0	0.045	0	0	0.0000
3.69		3.69			**0.7094**

All velocity readings at 0.6 depth

no Staff Gauge

Data logger reading: no logger

Channel under ice? channel Ice free

Method: Price Velocity meter/ TS Wading Rod

Measurement By: J.Gibson

Stage Discharge Calculations

Project: **Silver Range - Keg Claims** **Date:** **21-May-12 1750 hrs**

Site: **Keg #4**

Point (m)	Depth (meters)	Width (meters)	Velocity (m/sec)	Area (m sq)	Volume (cms)
0.7	0	0.1	0	0	0
0.9	0.5	0.2	0.176	0.1	0.0176
1.1	0.57	0.2	0.363	0.114	0.0414
1.3	0.64	0.2	0.805	0.128	0.1030
1.5	0.62	0.2	0.863	0.124	0.1070
1.7	0.61	0.2	0.752	0.122	0.0917
1.9	0.56	0.2	0.541	0.112	0.0606
2.1	0.5	0.2	0.601	0.1	0.0601
2.3	0.46	0.2	0.769	0.092	0.0707
2.5	0.41	0.2	0.752	0.082	0.0617
2.7	0.39	0.2	0.462	0.078	0.0360
2.9	0.36	0.2	0.495	0.072	0.0356
3.1	0.33	0.2	0.483	0.066	0.0319
3.3	0.3	0.18	0.423	0.054	0.0228
3.46	0	0.08	0	0	0.0000
2.76		2.76			**0.7403**

All velocity readings at 0.6 depth

no Staff Gauge

Data logger reading: no logger

Channel under ice? channel Ice free

Method: Price Velocity meter/ TS Wading Rod

Measurement By: J.Gibson

Stage Discharge Calculations

Project: **Silver Range - Keg Claims** **Date:** **21-May-12 1630 hrs**

Site: **Keg #12**

Point (m)	Depth (meters)	Width (meters)	Velocity (m/sec)	Area (m sq)	Volume (cms)
0.62	0	0.065	0	0	0
0.75	0.1	0.14	0.339	0.014	0.0047
0.9	0.12	0.15	0.472	0.018	0.0085
1.05	0.11	0.15	0.462	0.0165	0.0076
1.2	0.16	0.15	0.339	0.024	0.0081
1.35	0.16	0.15	0.629	0.024	0.0151
1.5	0.16	0.15	0.601	0.024	0.0144
1.65	0.17	0.15	0.72	0.0255	0.0184
1.8	0.18	0.15	0.705	0.027	0.0190
1.95	0.18	0.15	0.663	0.027	0.0179
2.1	0.15	0.175	0.72	0.02625	0.0189
2.3	0.16	0.2	0.552	0.032	0.0177
2.5	0.16	0.2	0.66	0.032	0.0211
2.7	0.14	0.2	0.451	0.028	0.0126
2.9	0.13	0.175	0.531	0.02275	0.0121
3.05	0.14	0.135	0.432	0.0189	0.0082
3.17	0	0.06	0	0	0.0000
2.55		2.55			**0.2044**

All velocity readings at 0.6 depth

no Staff Gauge

Data logger reading: no logger

Channel under ice? channel Ice free

Method: Price Velocity meter/ TS Wading Rod

Measurement By: J.Gibson

Stage Discharge Calculations

Project: **Silver Range - Keg Claims** **Date:** **20-May-12**
1610-1630 hrs

Site: **Keg #11**

Point (m)	Depth (meters)	Width (meters)	Velocity (m/sec)	Area (m sq)	Volume (cms)
1.46	0	0.17	0	0	0
1.8	0.09	0.37	0.423	0.0333	0.0141
2.2	0.2	0.4	0.391	0.08	0.0313
2.6	0.19	0.35	0.508	0.0665	0.0338
2.9	0.22	0.3	0.615	0.066	0.0406
3.2	0.22	0.3	0.644	0.066	0.0425
3.5	0.19	0.3	0.576	0.057	0.0328
3.8	0.19	0.3	0.552	0.057	0.0315
4.1	0.17	0.3	0.552	0.051	0.0282
4.4	0.16	0.3	0.531	0.048	0.0255
4.7	0.16	0.3	0.541	0.048	0.0260
5	0.15	0.3	0.451	0.045	0.0203
5.3	0.2	0.3	0.495	0.06	0.0297
5.6	0.22	0.3	0.423	0.066	0.0279
5.9	0.2	0.25	0.282	0.05	0.0141
6.1	0.14	0.195	0.248	0.0273	0.0068
6.29	0	0.095	0	0	0.0000
4.83		4.83			**0.4049**

All velocity readings at 0.6 depth

Staff Gauge= 0.194 m @ 1610 hrs
0.196 m @ 1630 hrs

Data logger reading: installed May 20

Channel under ice? channel Ice free

Method: Price Velocity meter/ TS Wading Rod

Measurement By: J.Gibson

Stage Discharge Calculations

Project: **Silver Range - Keg Claims** **Date:** **20-May-12 1410 hrs**

Site: **Keg #1**

Point (m)	Depth (meters)	Width (meters)	Velocity (m/sec)	Area (m sq)	Volume (cms)
2.42	0	0.14	0	0	0
2.7	0.13	0.29	0.462	0.0377	0.0174
3	0.17	0.3	0.615	0.051	0.0314
3.3	0.2	0.3	0.66	0.06	0.0396
3.6	0.24	0.3	0.922	0.072	0.0664
3.9	0.22	0.3	0.845	0.066	0.0558
4.2	0.21	0.3	0.882	0.063	0.0556
4.5	0.31	0.3	0.902	0.093	0.0839
4.8	0.36	0.25	0.966	0.09	0.0869
5	0.36	0.2	0.248	0.072	0.0179
5.2	0.37	0.2	1.014	0.074	0.0750
5.4	0.42	0.2	1.014	0.084	0.0852
5.6	0.38	0.2	1.04	0.076	0.0790
5.8	0.44	0.17	0.073	0.0748	0.0055
5.94	0	0.07	0	0	0.0000
3.52		3.52			**0.6995**

All velocity readings at 0.6 depth

Staff Gauge= 0.426 @ 1410 hrs
0.428 @ 1430 hrs

Data logger reading: no logger

Channel under ice? channel Ice free

Method: Price Velocity meter/ TS Wading Rod

Measurement By: J.Gibson

Silver Range Resources - Water Level Elevation Surveys

Station: KEG #1 - May 20, 2012

Point	*FS (m)*	*HI (m)*	*BS (m)*	*Elevation (m)*
BM#1				**100.000**
		101.08	1.08	
BM#2	0.741			100.339
Top Staff Gauge	1.386			99.694
Reset				
Top Staff Gauge		101.072	1.378	
BM#1	1.072			**100.000**

Station: KEG #11 - May 20, 2012

Point	*FS (m)*	*HI (m)*	*BS (m)*	*Elevation (m)*
BM#1				**100.000**
		100.095	0.095	
BM#2	0.044			100.051
Top Staff Gauge	1.336			98.759
Reset				
Top Staff Gauge		100.086	1.327	
BM#1	0.087			**99.999**

Silver Range Resources

KEG AND REBEL CLAIMS

Baseline Water Quality / Hydrology Survey

Environmental Data Update

July, 2012

J.Gibson Env. Consulting *Whitehorse, Yukon*

KEG / REBEL Claims July 2012

Silver Range Resources baseline water quality / hydrology surveys of the KEG and REBEL Claims surface waters continued July 9,10 and 11, 2012.

The sites are located in the Anvil Range approximately 30 kilometers north of Faro, Yukon and 15 kilometers north of the former Faro Mine.

The KEG Claims are located on tributaries to the Tay River.

The REBEL Claims are located south of the KEG Claims on tributaries to Anvil Creek.

All surface waters are tributaries to the Pelly River.

The KEG exploration was operating..

The exploration camp and all survey sites were accessed by helicopter.

The baseline survey consisted of water quality samples for routine chemistry, total metals, dissolved metals, total organic carbon, total cyanide and total mercury with field measurements for pH, water temperature and flow volume measurements.

Water level data loggers installed May 2012 at Stations KEG#1 and KEG#11 were downloaded and level surveyed.

Sample Locations

Nine water quality sample sites were established on the KEG Claims during the initial survey in August 2010.
Four sites were added in October 2010 on the eastern limits of the expanded claim block.

Three sites were established on the REBEL Claims in August, 2010 with no additions.

All sites are on the attached location maps.

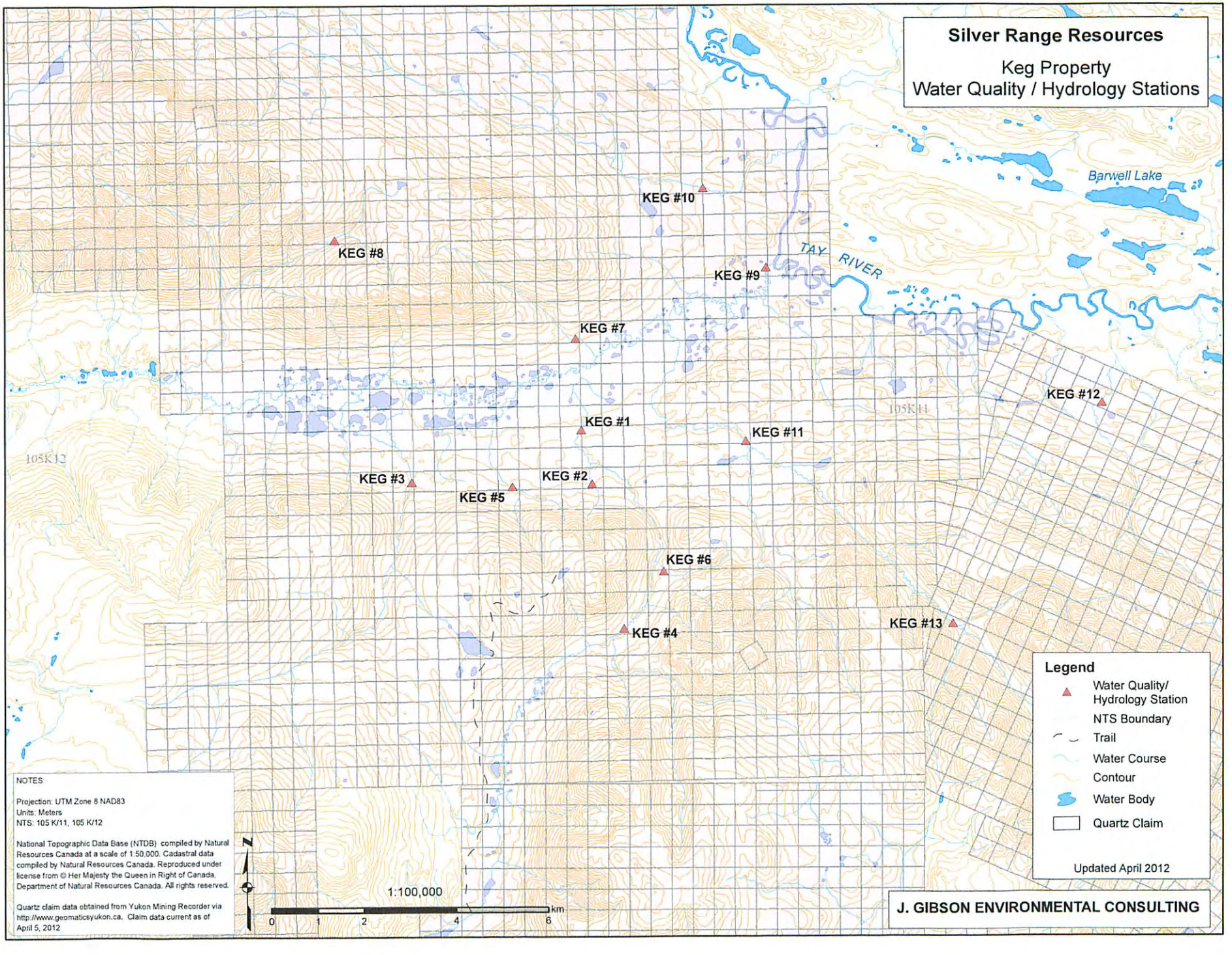
Silver Range Resources
Keg Property
Water Quality / Hydrology Stations
Barwell Lake
TAY RIVER
KEG #10
KEG #8
KEG #9
KEG #7
KEG #12
KEG #1
KEG #11
105K11
105K12
KEG #3
KEG #2
KEG #5
KEG #6
KEG #13
KEG #4
Legend
Water Quality/ Hydrology Station
NTS Boundary
Trail
Water Course
Contour
Water Body
Quartz Claim
Updated April 2012
NOTES:
Projection: UTM Zone 8 NAD83
Units: Meters
NTS: 105 K/11, 105 K/12
National Topographic Data Base (NTDB) compiled by Natural Resources Canada at a scale of 1:50,000. Cadastral data compiled by Natural Resources Canada. Reproduced under license from © Her Majesty the Queen in Right of Canada, Department of Natural Resources Canada. All rights reserved.
Quartz claim data obtained from Yukon Mining Recorder via http://www.geomaticsyukon.ca. Claim data current as of April 5, 2012
N
1:100,000
0 1 2 4 6 km
J. GIBSON ENVIRONMENTAL CONSULTING

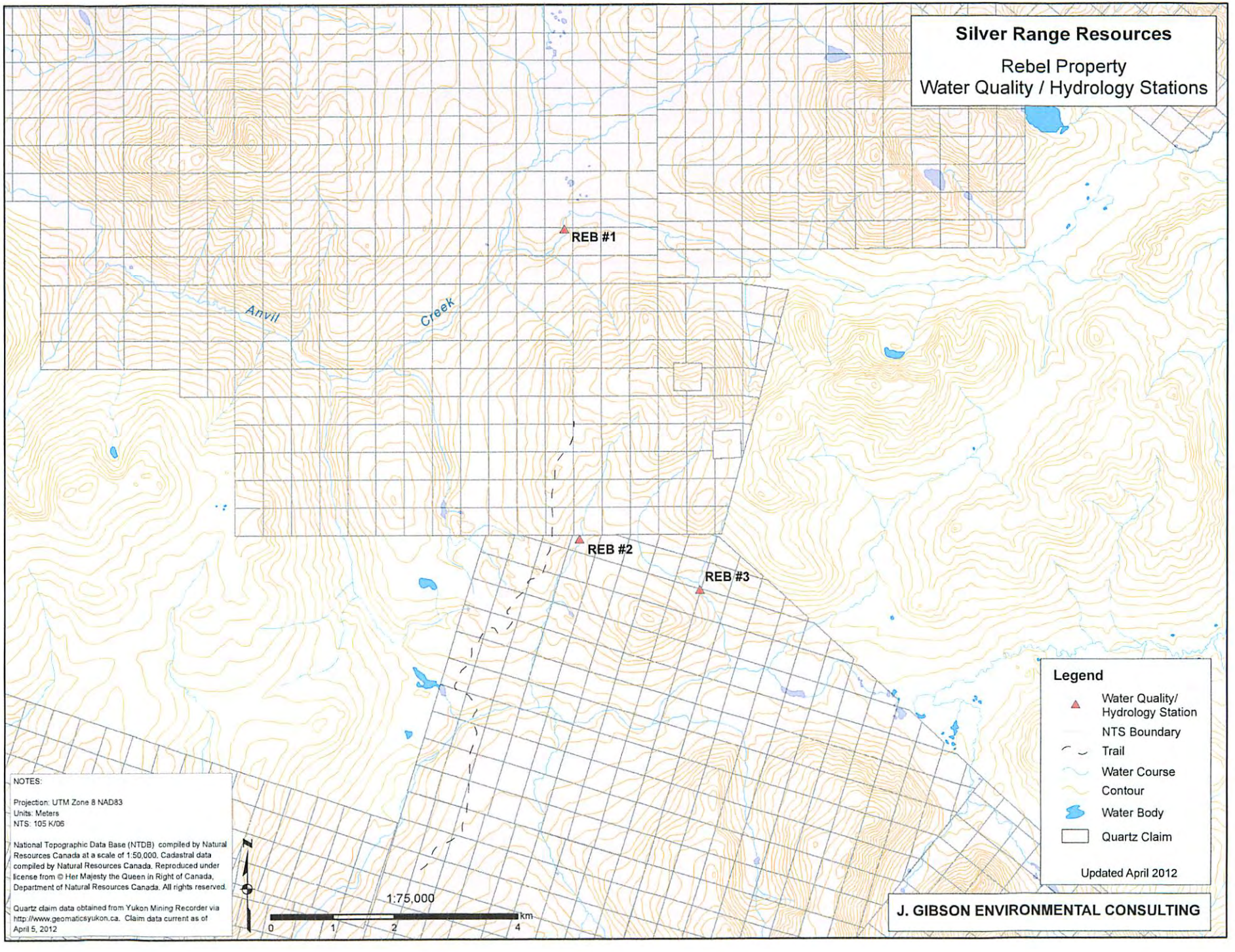
Silver Range Resources
Rebel Property
Water Quality / Hydrology Stations
REB #1
REB #2
REB #3
Anvil
Creek
Legend
Water Quality/ Hydrology Station
NTS Boundary
Trail
Water Course
Contour
Water Body
Quartz Claim
Updated April 2012
J. GIBSON ENVIRONMENTAL CONSULTING
NOTES:
Projection: UTM Zone 8 NAD83
Units: Meters
NTS: 105 K/06
National Topographic Data Base (NTDB) compiled by Natural Resources Canada at a scale of 1:50,000. Cadastral data compiled by Natural Resources Canada. Reproduced under license from © Her Majesty the Queen in Right of Canada, Department of Natural Resources Canada. All rights reserved.
Quartz claim data obtained from Yukon Mining Recorder via http://www.geomaticsyukon.ca. Claim data current as of April 5, 2012
N
1:75,000
0
1
2
4
km

KEG Claim sample station designations and coordinates (updated March 2012) are:

Station #	Lat/Long Coordinates	Elevation(m)
KEG #1	62 36 8.26 / 133 19 58.3	787
KEG #2	62 35 29.8 / 133 19 44.2	818
KEG #3	62 35 34.4 / 133 24 18.1	865
KEG #4	62 33 46.9 / 133 19 48	970
KEG #5	62 35 29.3 / 133 21 45.3	833
KEG #6	62 34 26.4 / 133 17 59.1	940
KEG #7	62 37 12.9 / 133 20 43	833
KEG #8	62 38 26.8 / 133 26 5.3	1152
KEG #9	62 37 59.2 / 133 15 9.9	750
KEG #10	62 38 56.3 / 133 16 41.9	850
KEG #11	62 35 57.1 / 133 15 48.3	880
KEG #12	62 36 16.9 / 133 06 45.8	820
KEG #13	62 33 43.7 / 133 10 41.6	1020
*Updated March 2012		

REBEL Stations remain unchanged.

REBEL Claim sample station designations and coordinates are:

Station #	Lat/Long Coordinates	Elevation(m)
REB #1	62 27 49.8 / 133 12 47.9	1305
REB #2	62 24 59.5 / 133 13 21.1	1425
REB #3	62 23 48.3 / 133 10 36.9	1365

Station coordinates and elevations are for helicopter landing sites. Due to the topography and thick vegetation it was often necessary to located landing sites up to100 meters distance from sample sites.

Sample Analysis Parameters

All KEG and REBEL Stations were sampled for total metals, dissolved metals and routine chemistry, total organic carbon and total mercury. Total cyanide analysis was not done this survey.

Station KEG #9 is the KEG Claims downstream station prior to flows entering the Tay River.

Dissolved metals samples were filtered onsite using disposable 60 ml syringes and 0.45 micron filters. New syringes and filters were used for each station.

Total and dissolved metal samples were preserved with nitric acid immediately after sampling.

Stream sediment (three replicates) samples were collected at each KEG#1 and KEG#11 stations.

All samples were stored in coolers, kept at 4 Celsius and shipped by air cargo to the Exova Canada Inc. laboratory in Surrey B.C. for analysis within recommended holding times.

Field measurements for pH, conductivity, total dissolved solids were taken with an Oakton PCS TestR 35, water temperatures with a digital thermometer.

Flow Volume Measurements

Stream flow volumes were measured at all KEG Stations with a Price AA velocity meter and cross sectional area calculations. All channels were ice free.

A summary of KEG and REBEL stream flow volumes from 2010 to 2012 are in Table 4 and Table 9.

Stream flow volume data/calculations are attached in Appendix 2.

Water level data logger data for Stations KEG#1 and KEG#11 will be reported after open water season.

Analysis Results

Laboratory analysis and field measurement results are listed in the following tables:

Tables 1. KEG Stations Routine Chemistry – laboratory analysis and field measurements

Tables 2. KEG Stations Total Metals ICP–MS laboratory analysis results

Tables 3. KEG Stations Dissolved Metals ICP–MS laboratory analysis results

Table 4. KEG Stations Flow Volume Summary 2010, 2011, 2012.

Table 5. KEG Stations KEG#1 and #11 – Stream Sediment analysis results

Table 6. REBEL Stations Routine Chemistry – laboratory analysis and field measurements

Table 7. REBEL Stations Total Metals ICP–MS laboratory analysis results

Table 8. REBEL Claims Dissolved Metals ICP-MS laboratory analysis results

Table 9. REBEL Stations Flow Volume Summary 2010, 2011, 2012.

Table 10. Quality Control Sample Results- KEG#3 Total and Dissolved Metals

Table 11.. Camp Drinking Water Supply at KEG #4. Laboratory analysis results to. May 2012.

Listed with the analysis data are the laboratory detection limits for each parameter.

Table 1.Silver Range Resources - KEG Claims July, 2012.
Routine Chemistry and Field Measurement Results

Parameter	Unit	STATIONS KEG #1	KEG #2	KEG #3	KEG #4	KEG #5	KEG #6	KEG #7	Detection Limit	DWQ* G.lines	Aquatic** G.lines
pH (field)	ru	8.38	7.54	7.61	7.59	7.67	7.52	7.87			
pH (lab)	ru	7.81	7.23	7.8	7.94	7.75	7.01	7.75		6.5-8.5	6.5-9
Electrical Conductivity (lab)		221	124	94	207	145	265	398			
Water temperature	C	8.2	4.8	7.3	4.8	4.8	2.6	4.2			
Flow Volume(field)	cms	1.27	0.003	0.929	1.21	0.013	0.027	0.049			
Organic Carbon Total	mg/L	7	24.2	7.3	7.2	19.5	8	11.7	0.5		
Cyanide Total	mg/L	nr	nr	nr	nr	nr	nr	nr	0.002	0.2	0.005
Phosphorus Total	mg/L	nr	nr	nr	nr	nr	nr	nr	0.003		
Ammonia - N	mg/L	<0.01	<0.01	<0.01	<0.01	<0.01	0.05	0.01			1.37-2.2
Nitrate - N	mg/L	0.02	<0.01	<0.01	0.02	0.07	0.08	0.02	0.01	10	
Nitrite - N	mg/L	<0.005	<0.005	<0.005	<0.005	<0.005	<0.005	<0.005	0.005	1	0.06
T-Alkalinity	mg/L	107	59	56	104	62	34	124	5		
Chloride	mg/L	0.37	<0.05	<0.05	0.06	<0.05	0.17	0.09	0.05	<250	
Sulfate (SO4)	mg/L	35.5	16.8	4.6	30	25.7	110	119	0.5		
Hardness	mg CaCO3/L	147	87.8	68	137	100	154	259	5	<500	
Total Suspended Solids	mg/L	<2	<2	6	<2	<2	<2	4	2		
Total Dissolved Solids	mg/L	186	156	84	174	148	250	354	5	<500	

All results and limits in mg/L unless noted otherwis. Nr = no sample/reading

DWQ* Guidelines are Maximum Acceptable Concentrations according to

Canadian Drinking Water Quality

Aquatic** Guidelines are for protection of aquatic life in waters with pH >6.5 and Hardness as CaC03 >180 mg/L

Canadian Water Quality Guidelines

Table 1. Silver Range Resources - KEG Claims July, 2012.
Routine Chemistry and Field Measurement Results

Parameter	Unit	STATIONS KEG#8	KEG#9	KEG#10	KEG#11	KEG#12	KEG#13	Detection Limit	DWQ* G.lines	Aquatic** G.lines
pH (field)	ru	7.53	7.67	7.56	7.6	7.85	7.58			
pH (lab)	ru	7.83	7.88	7.81	8.01	8.06	7.99		6.5-8.5	6.5-9
Electrical Conductivity (lab)	uS/cm	279	218	243	369	362	380	1		
Water temperature	C	5.1	8.8	7.4	6.0	2.6	2.6			
Flow Volume(field)	cms	0.076	nr	0.326	0.797	0.42	0.73			
Organic Carbon Total	mg/L	8.6	7.3	16.6	6.3	7.2	4.2	0.5		
Cyanide Total	mg/L	nr	nr	nr	nr	nr	nr	0.002	0.2	0.005
Phosphorus Total	mg/L	nr	nr	nr	nr	nr	nr	0.003		
Ammonia - N	mg/L	0.39	0.01	0.02	0.02	0.01	0.03			1.37-2.2
Nitrate - N	mg/L	<0.01	<0.01	<0.01	0.09	0.14	0.12	0.01	10	
Nitrite - N	mg/L	<0.005	<0.005	<0.005	<0.005	0.005	<0.005	0.005	1	0.06
T-Alkalinity	mg/L	119	97	76	120	127	115	5		
Chloride	mg/L	0.06	0.09	<0.05	0.11	0.08	0.08	0.05	<250	
Sulfate (SO4)	mg/L	59.4	41	75.1	109	99	121	0.5		
Hardness	mg CaCO3/L	179	138	156	244	250	256	5	<500	
Total Suspended Solids	mg/L	<2	4	14	<2	12	<2	2		
Total Dissolved Solids	mg/L	240	190	220	314	320	306	5	<500	

All results and limits in mg/L unless noted otherwis. Nr = no sample/reading

DWQ* Guidelines are Maximum Acceptable Concentrations according to
Canadian Drinking Water Quality

Aquatic** Guidelines are for protection of aquatic life in waters with pH >6.5 and Hardness as CaC03 >180 mg/L
Canadian Water Quality Guidelines

Table 2.Silver Range Resources - KEG Claims July, 2012.

Total Metals Analysis Results.

Parameter	Units	KEG #1	KEG #2	KEG #3	KEG #4	KEG #5	KEG #6	KEG #7	Detection Limit	DWQ* G.Lines	Aquatic** G.Lines
Calcium	mg/L	49.8	31.8	21.6	46.5	35.6	54.8	88.2	0.05		
Iron	mg/L	0.24	0.21	0.26	0.2	0.23	2.91	0.39	0.01	0.3	0.3
Magnesium	mg/L	5.6	2	3.5	5.1	2.6	4.2	9.4	0.05		
Manganese	mg/L	0.018	<0.01	0.034	0.01	<0.01	0.11	0.045	0.005	0.05	
Potassium	mg/L	2	<0.8	2	2	<0.8	1	2	0.1		
Silicon	mg/L	5.22	6.87	6.02	4.99	8.16	4.87	5.43	0.05		
Sulfur	mg/L	12	5.6	2	9.7	8.5	37.6	41.2	0.1		
Sodium	mg/L	2.1	<0.8	3.1	2	1	<0.8	2.3	0.02	<200	
Titanium	mg/L	0.0081	0.002	0.0057	0.0094	0.0065	0.002	0.0041	0.001		
Aluminum	mg/L	0.15	0.1	0.34	0.1	0.22	0.25	0.06	0.005		0.1
Antimony	mg/L	0.0002	0.001	<0.0004	<0.0004	0.0007	<0.0004	0.001	0.0002	0.006	
Arsenic	mg/L	0.0014	0.002	0.0009	0.001	0.0032	0.0009	0.0028	0.0002	0.01	
Barium	mg/L	0.063	0.036	0.045	0.075	0.032	0.047	0.052	0.001	1	
Beryllium	mg/L	<0.0001	<0.0002	<0.0002	<0.0002	<0.0002	<0.0002	<0.0002	0.00004		
Bismuth	mg/L	<0.0005	<0.001	<0.001	<0.001	<0.001	<0.001	<0.001	0.001		
Boron	mg/L	0.008	0.01	0.005	0.008	0.022	0.006	0.021	0.004		
Cadmium	mg/L	0.00009	0.0002	0.00003	0.00007	0.0001	0.0001	0.0001	0.00001	0.005	0.0018
Chromium	mg/L	<0.0005	<0.001	<0.001	0.001	<0.001	<0.001	<0.001	0.0004	0.05	0.002
Cobalt	mg/L	0.0002	<0.0002	<0.0002	0.0006	<0.0002	0.0039	0.0004	0.00002		
Copper	mg/L	0.003	0.008	0.002	0.004	0.009	0.006	0.004	0.001	1	0.004
Lead	mg/L	0.0002	0.0002	0.0002	0.0004	0.0002	<0.0002	0.0003	0.0001		
Lithium	mg/L	0.004	<0.002	0.008	0.005	0.002	0.009	<0.002	0.001		
Molybdenum	mg/L	0.001	<0.002	<0.002	<0.002	0.002	<0.002	<0.002	0.0001		
Nickel	mg/L	0.0067	0.0027	<0.001	0.0024	0.0025	0.0377	0.0027	0.001		0.15
Selenium	mg/L	0.0007	0.0009	<0.0004	0.0008	0.002	0.002	0.0034	0.0006	0.01	0.001
Silver	mg/L	0.0001	<0.00002	<0.00002	<0.00002	<0.00002	<0.00002	<0.00002	0.00001		0.0001
Strontium	mg/L	0.098	0.052	0.056	0.089	0.063	0.07	0.19	0.001		
Thallium	mg/L	<0.00005	<0.0001	<0.0001	<0.0001	<0.0001	<0.0001	<0.0001	0.00001		
Tin	mg/L	<0.001	<0.002	<0.002	<0.002	<0.002	<0.002	<0.002	0.0001		
Uranium	mg/L	0.0015	<0.001	0.002	0.002	<0.001	<0.001	0.002	0.0004	0.02	
Vanadium	mg/L	0.001	0.0008	0.001	0.002	0.0021	0.0004	0.001	0.0001		
Zinc	mg/L	0.007	0.01	0.004	0.006	0.006	0.082	0.006	0.001	<5	0.03
Zirconium	mg/L	<0.001	<0.002	<0.002	<0.002	<0.002	<0.002	<0.002	0.0001		
Mercury	mg/L	<0.0001	<0.0001	<0.0001	<0.0001	<0.0001	<0.0001	<0.0001	0.0001	0.01	

indicates levels equal or exceed Guideline Limits

Table 2.Silver Range Resources - KEG Claims July, 2012.
Total Metals Analysis Results.

Parameter	Units	KEG#8	KEG#9	KEG#10	KEG#11	KEG#12	KEG#13	Detection Limit	DWQ* G.Lines	Aquatic** G.Lines
Calcium	mg/L	63.6	45.5	46.9	76.6	82.8	77	0.05		
Iron	mg/L	<0.1	0.4	0.69	0.05	0.53	<0.1	0.01	0.3	0.3
Magnesium	mg/L	4.9	6	9.6	13	11	15	0.05		
Manganese	mg/L	0.01	0.026	0.023	<0.005	<0.02	<0.01	0.005	0.05	
Potassium	mg/L	1	1	<0.8	1	<2	0.8	0.1		
Silicon	mg/L	4.98	4.93	5.44	3.89	5.06	3.42	0.05		
Sulfur	mg/L	18	13	23.6	37.9	34	41.6	0.1		
Sodium	mg/L	1	2	1	1.3	<2	0.8	0.02	<200	
Titanium	mg/L	0.001	0.0072	0.018	0.0027	0.015	0.002	0.001		
Aluminum	mg/L	<0.04	0.2	0.54	0.06	0.64	0.04	0.005		0.1
Antimony	mg/L	0.0008	<0.0004	0.001	0.0004	<0.001	<0.0004	0.0002	0.006	
Arsenic	mg/L	0.001	0.002	0.0022	0.001	0.001	0.001	0.0002	0.01	
Barium	mg/L	0.049	0.067	0.061	0.056	0.076	0.064	0.001	1	
Beryllium	mg/L	<0.0002	<0.0002	<0.0002	<0.0001	<0.0005	<0.0002	0.00004		
Bismuth	mg/L	<0.001	<0.001	<0.001	<0.0005	<0.002	<0.001	0.001		
Boron	mg/L	0.007	0.006	0.005	0.006	<0.01	0.005	0.004		
Cadmium	mg/L	0.00005	0.00007	0.00021	0.00029	0.0004	0.00092	0.00001	0.005	0.0018
Chromium	mg/L	<0.001	<0.001	0.001	<0.0005	<0.002	<0.001	0.0004	0.05	0.002
Cobalt	mg/L	<0.0002	0.0002	0.0004	0.0002	<0.0005	0.0007	0.00002		
Copper	mg/L	0.002	0.003	0.006	0.002	<0.005	0.002	0.001	1	0.004
Lead	mg/L	<0.0002	0.0004	0.001	<0.0001	0.0005	<0.0002	0.0001		
Lithium	mg/L	<0.002	0.006	0.003	0.003	0.005	0.002	0.001		
Molybdenum	mg/L	<0.002	<0.002	<0.002	0.001	<0.005	<0.002	0.0001		
Nickel	mg/L	0.001	0.002	0.0055	0.0031	0.004	0.0062	0.001		0.15
Selenium	mg/L	0.002	0.001	0.001	0.0024	0.004	0.0029	0.0006	0.01	0.001
Silver	mg/L	<0.00002	<0.00002	0.00003	0.00003	<0.00005	<0.00002	0.00001		0.0001
Strontium	mg/L	0.19	0.11	0.15	0.177	0.21	0.16	0.001		
Thallium	mg/L	<0.0001	<0.0001	<0.0001	<0.00005	<0.0002	<0.0001	0.00001		
Tin	mg/L	<0.002	<0.002	<0.002	<0.001	<0.005	<0.002	0.0001		
Vanadium	mg/L	0.0006	0.001	0.0036	0.0006	0.004	0.0004	0.0001		
Zinc	mg/L	0.004	0.006	0.024	0.01	0.03	0.034	0.001	<5	0.03
Zirconium	mg/L	<0.002	<0.002	<0.002	<0.001	<0.005	<0.002	0.0001		
Mercury	mg/L	<0.0001	<0.0001	<0.0001	<0.0001	<0.0001	<0.0001	0.0001		

indicates levels equal or exceed Guideline Limits

Table 3.Silver Range Resources - KEG Claims July, 2012.

Dissolved Metals Analysis Results

Parameter	Units	KEG #1	KEG #2	KEG #3	KEG #4	KEG #5	KEG #6	KEG #7	Detection Limit
Calcium	mg/L	47.7	31.3	19.5	45.8	34.3	55.9	87.9	0.1
Iron	mg/L	0.08	0.19	0.03	0.07	0.11	2.76	0.21	0.005
Magnesium	mg/L	5.4	2.1	2.9	5.3	2.6	4.6	9.8	0.1
Manganese	mg/L	<0.005	<0.005	<0.005	0.006	<0.005	0.108	0.039	0.001
Potassium	mg/L	1.7	<0.4	0.6	2	<0.4	1.1	1.9	0.1
Silicon	mg/L	4.85	6.98	5.64	4.89	7.74	5.11	5.25	0.05
Sodium	mg/L	1.7	0.5	1.4	1.8	1.1	0.7	2.2	0.1
Sulfur	mg/L	11.5	5.6	1.6	9.8	8.5	39.2	41.5	0.2
Aluminum	mg/L	0.018	0.112	0.021	0.016	0.094	0.235	0.019	0.005
Antimony	mg/L	<0.0002	0.0007	<0.0002	<0.0002	0.0005	0.0004	0.001	0.0002
Arsenic	mg/L	0.0013	0.0021	0.0006	0.001	0.0035	0.0009	0.0026	0.0002
Barium	mg/L	0.053	0.034	0.039	0.052	0.025	0.046	0.044	0.001
Beryllium	mg/L	<0.0001	<0.0001	<0.0001	<0.0001	<0.0001	0.0001	<0.0001	0.00004
Bismuth	mg/L	0.0005	0.0006	<0.0005	<0.0005	0.0008	0.0007	0.0007	0.001
Boron	mg/L	0.007	0.009	0.004	0.007	0.023	0.006	0.019	0.004
Cadmium	mg/L	0.00006	0.0002	0.00004	0.00005	0.00013	0.00015	0.00011	0.00001
Chromium	mg/L	<0.0005	<0.0005	<0.0005	<0.0005	<0.0005	<0.0005	<0.0005	0.0004
Cobalt	mg/L	0.0002	0.0001	<0.0001	0.0001	0.0001	0.0036	0.0002	0.00002
Copper	mg/L	0.002	0.008	0.002	0.002	0.008	0.005	0.004	0.001
Lead	mg/L	<0.0001	0.0001	<0.0001	<0.0001	0.0001	<0.0001	<0.0001	0.0001
Lithium	mg/L	0.004	0.001	0.007	0.003	0.002	0.008	0.002	0.001
Molybdenum	mg/L	0.001	<0.001	<0.001	0.001	0.002	<0.001	0.002	0.0001
Nickel	mg/L	0.002	0.0025	0.0007	0.0012	0.0022	0.0395	0.0022	0.001
Selenium	mg/L	0.0008	0.0009	0.0003	0.0006	0.0013	0.0013	0.0035	0.0006
Silver	mg/L	<0.00001	<0.00001	<0.00001	<0.00001	<0.00001	<0.00001	<0.00001	0.00001
Strontium	mg/L	0.097	0.054	0.058	0.089	0.066	0.076	0.206	0.001
Titanium	mg/L	0.0007	0.0014	<0.0005	0.0006	0.0016	0.0016	0.0019	0.01
Thallium	mg/L	<0.00005	<0.00005	<0.00005	<0.00005	<0.00005	<0.00005	<0.00005	0.00001
Tin	mg/L	<0.001	<0.001	<0.001	<0.001	<0.001	<0.001	<0.001	0.0001
Uranium	mg/L	0.0016	<0.0005	0.0018	0.0016	<0.0005	<0.0005	0.0017	0.0004
Vanadium	mg/L	0.0004	0.0006	0.0003	0.0005	0.0008	0.0002	0.0003	0.0001
Zinc	mg/L	0.005	0.013	0.003	0.003	0.004	0.088	0.005	0.001

Table 3.Silver Range Resources - KEG Claims July, 2012.

Dissolved Metals Analysis Results

Parameter	Units	KEG#8	KEG#9	KEG#10	KEG#11	KEG#12	KEG#13	Detection Limit
Calcium	mg/L	64.7	44.9	46.8	76.8	79.3	74.3	0.1
Iron	mg/L	0.04	0.15	0.16	0.02	0.04	<0.01	0.005
Magnesium	mg/L	5.4	6.4	10.1	13	10.8	15.8	0.1
Manganese	mg/L	<0.005	0.014	0.007	<0.005	<0.005	<0.005	0.001
Potassium	mg/L	0.9	1.1	0.6	1	0.9	0.8	0.1
Silicon	mg/L	5.22	4.5	4.18	3.92	3.62	3.42	0.05
Sodium	mg/L	1.4	1.8	1.2	1.2	0.8	0.8	0.1
Sulfur	mg/L	19.5	13.4	24.6	38.2	34.9	41.8	0.2
Aluminum	mg/L	0.012	0.018	0.062	0.031	0.018	0.054	0.005
Antimony	mg/L	0.0006	<0.0002	0.001	0.0004	0.0003	0.0003	0.0002
Arsenic	mg/L	0.0012	0.0013	0.0014	0.0009	0.0006	0.0012	0.0002
Barium	mg/L	0.048	0.059	0.039	0.052	0.06	0.064	0.001
Beryllium	mg/L	<0.0001	<0.0001	<0.0001	<0.0001	<0.0001	<0.0001	0.00004
Bismuth	mg/L	0.0007	0.0006	0.0007	<0.0005	0.0006	0.0006	0.001
Boron	mg/L	0.005	0.006	0.003	0.005	0.004	0.003	0.004
Cadmium	mg/L	0.00004	0.00006	0.00016	0.00031	0.00033	0.00092	0.00001
Chromium	mg/L	<0.0005	<0.0005	<0.0005	<0.0005	<0.0005	<0.0005	0.0004
Cobalt	mg/L	0.0001	0.0001	0.0002	0.0002	0.0002	0.0006	0.00002
Copper	mg/L	0.002	0.002	0.004	0.002	0.002	0.002	0.001
Lead	mg/L	<0.0001	<0.0001	0.0002	<0.0001	<0.0001	<0.0001	0.0001
Lithium	mg/L	0.002	0.005	0.002	0.003	0.004	0.003	0.001
Molybdenum	mg/L	0.001	0.001	0.002	0.001	0.001	<0.001	0.0001
Nickel	mg/L	0.001	0.0014	0.0044	0.0027	0.0034	0.0061	0.001
Selenium	mg/L	0.0016	0.0011	0.0011	0.0027	0.0032	0.003	0.0006
Silver	mg/L	<0.00001	<0.00001	<0.00001	<0.00001	<0.00001	<0.00001	0.00001
Strontium	mg/L	0.192	0.118	0.16	0.179	0.216	0.17	0.001
Titanium	mg/L	0.0009	0.0009	0.0017	0.0016	0.0017	0.0017	0.01
Thallium	mg/L	<0.00005	<0.00005	<0.00005	<0.00005	<0.00005	<0.00005	0.00001
Tin	mg/L	<0.001	<0.001	<0.001	<0.001	<0.001	<0.001	0.0001
Uranium	mg/L	0.0008	0.0016	0.0009	0.002	0.0015	0.0022	0.0004
Vanadium	mg/L	0.0002	0.0004	0.0006	0.0003	0.0003	0.0002	0.0001
Zinc	mg/L	0.003	0.003	0.018	0.01	0.021	0.033	0.001

Table 4. Silver Range Resources - Summary of KEG Project Stations Flow Volumes 2010, 2011 and 2012

(Cubic meters per second)

Station	Date Aug-10	Oct-10	Mar-11	Jun-11	Sep-11	Mar-12	May-12	Jul-12
KEG #1	0.249	0.362	0.025	0.939	0.785	0.057	0.6995	1.270
KEG #2	Dry	Dry	Dry	0.008 E	0.003 E	Dry	1.1247 0.0015 E	1.3736
KEG #3	nr	nr	nr	nr	nr	nr	0.6237	0.9296
KEG #4	0.211	0.261	0.028	0.758	nr	0.012	0.7403	1.206
KEG #5	0.139	0.0006	Dry	0.011	0.011	Dry	0.0253	0.013
KEG #6	0.007	0.009	0.001	0.013	0.013	Dry	0.0163	0.0269
KEG #7	0.011	0.011	Overflow	0.048	0.057	Overflow	0.0787	0.0485
KEG #8	0.055 E	0.014	Dry	0.1003	0.050	nr	0.0787	0.0764
KEG #10	nr	0.167	Dry	0.644	0.18	Dry	0.7094	0.3262
KEG #11	nr	0.217	0.11	0.143	0.513	0.035	0.4049	0.751
KEG #12	nr	0.11	Dry	0.250 E	0.210	0.007 E	0.5426 0.2044	0.7974 0.4203
KEG #13	nr	0.143	0.002 E	0.499	0.295	0.002 E	0.2423	0.7296

E=flow estimated

Table 5 . Silver Range Resources. KEG Project - Stream Sediment Analysis. July 2012

		KEG #1			KEG#11			
Parameter	***Units***	***REP#1***	***REP#2***	***REP#3***	***REP#1***	***REP#2***	***REP#3***	***Detection Limit***
Sieve 75 micron	***%Ret***	91.2	89.2	88.1	87.5	89	85.7	0.1
Texture		Coarse-Grained	Coarse-Grained	Coarse-Grained	Coarse-Grained	Coarse-Grained	Coarse-Grained	
Aluminum	ug/g	<1	<1	<1	13800	13900	11400	1
Antimony	ug/g	2.3	2.4	2.7	5.29	5.18	4.1	0.5
Arsenic	ug/g	29.4	30.6	29.4	19.3	18.5	15.2	0.2
Barium	ug/g	636	684	636	1070	1230	1050	0.03
Beryllium	ug/g	0.646	0.675	0.643	0.625	0.613	0.526	0.02
Bismuth	ug/g	<0.5	<0.5	<0.5	<0.5	<0.5	<0.5	0.5
Cadmium	ug/g	3	2.9	2.8	3.5	3.4	2.7	0.05
Calcium	ug/g	12200	13100	12200	16200	16300	14500	2
Chromium	ug/g	54.7	52.6	55.9	24.1	25.3	21.7	0.04
Cobalt	ug/g	13.6	13.8	13.6	8.04	8.01	6.84	0.05
Copper	ug/g	187	142	162	195	119	94	0.05
Iron	ug/g	31400	29500	29800	21100	21600	18500	1
Lead	ug/g	18.5	21.1	18.9	16.1	16.1	14	0.3
Lithium	ug/g	22.4	21.6	21.9	12.8	12.8	11.2	0.1
Magnesium	ug/g	7980	7690	8090	6220	6310	5620	10
Manganese	ug/g	746	809	793	384	381	296	0.3
Molybdenum	ug/g	0.99	1.1	0.96	2.3	2.3	2	0.05
Nickel	ug/g	55.6	55.4	55.8	35.1	34.9	30	0.1
Phosphorus	ug/g	1120	1120	1140	1180	1240	1130	0.5
Potassium	ug/g	2130	2360	2460	1780	1840	1580	5
Selenium	ug/g	2.3	2	1.7	2	1.9	1.5	0.3
Silver	ug/g	<0.1	<0.1	<0.1	<0.1	<0.1	<0.1	0.2
Sodium	ug/g	389	504	411	174	188	163	1
Strontium	ug/g	54.7	60.9	55	68.4	70.1	62.9	0.02
Sulfur	ug/g	912	967	890	821	850	725	1
Thallium	ug/g	<0.25	<0.25	<0.25	<0.25	<0.25	<0.25	0.3
Tin	ug/g	8.72	3.6	6.5	10.5	5.37	4.7	0.4
Titanium	ug/g	894	841	927	352	398	350	0.05
Vanadium	ug/g	72.4	74	72	61.8	64.5	55.8	0.2
Zinc	ug/g	201	202	194	235	232	201	0.1
Zirconium	ug/g	2.9	2.8	2.9	2.9	3.1	2.8	0.05

Table 6. Silver Range Resources - REBEL Claims July, 2012.
Routine Chemistry and Field Measurement Results

Parameter	Unit	REB #1	REB #2	REB #3	Detection Limit	DWQ* G.lines	Aquatic** G.lines
pH (field)	ru	7.8	7.65	7.71			
pH (lab)	ru	7.52	7.41	7.06		6.5-8.5	6.5-9
Electrical Conductivity (lab)	uS/cm	215	174	108	1		
Water temperature	C	2.7	2.6	2.7			
Flow Volume(field)	cms	nr	nr	nr			
Organic Carbon Total	mg/L	2.4	2.6	3.9	0.5		
Cyanide Total	mg/L	nr	nr	nr	0.002	0.2	0.005
Phosphorus Total	mg/L				0.003		
Ammonia - N	mg/L	<0.01	<0.01	<0.01			1.37-2.2
Nitrate - N	mg/L	0.04	0.05	0.01	0.01	10	
Nitrite - N	mg/L	<0.005	<0.005	<0.005	0.005	1	0.06
T-Alkalinity	mg/L	107	92	58	5		
Chloride	mg/L	0.08	<0.05	<0.05	0.05	<250	
Sulfate (SO4)	mg/L	27.9	13.2	5.4	0.5		
Hardness	mg CaCO3/L	140	120	68	5	<500	
Total Suspended Solids	mg/L	<2	<2	<2	2		
Total Dissolved Solids	mg/L	156	128	92	5	<500	

All results and limits in mg/L unless noted otherwis. Nr = no sample/reading

DWQ* Guidelines are Maximum Acceptable Concentrations according to

Canadian Drinking Water Quality

Aquatic** Guidelines are for protection of aquatic life in waters with pH >6.5 and Hardness as CaC03 >180 mg/L

Canadian Water Quality Guidelines

Table 7. Silver Range Resources - REB Claims July, 2012
Total Metals Analysis Results.

Parameter	Units	REB #1	REB #2	REB #3	Detection Limit	DWQ* G.Lines	Aquatic** G.Lines
Calcium	mg/L	38.3	37.9	22.5	0.05		
Iron	mg/L	<0.1	<0.1	<0.1	0.01	0.3	0.3
Magnesium	mg/L	12	5.3	2.8	0.05		
Manganese	mg/L	<0.01	<0.01	<0.01	0.005	0.05	
Potassium	mg/L	<0.8	<0.8	<0.8	0.1		
Silicon	mg/L	3.11	3.71	4.13	0.05		
Sulfur	mg/L	9.4	4.4	2	0.1		
Sodium	mg/L	0.8	<0.8	0.9	0.02	<200	
Titanium	mg/L	0.001	0.002	0.001	0.001		
Aluminum	mg/L	<0.04	<0.04	<0.04	0.005		0.1
Antimony	mg/L	<0.0004	<0.0004	<0.0004	0.0002	0.006	
Arsenic	mg/L	0.0005	0.001	0.0004	0.0002	0.01	
Barium	mg/L	0.062	0.039	0.024	0.001	1	
Beryllium	mg/L	<0.0002	<0.0002	<0.0002	0.00004		
Bismuth	mg/L	<0.001	<0.001	<0.001	0.001		
Boron	mg/L	0.006	<0.004	<0.004	0.004		
Cadmium	mg/L	0.00008	0.00003	0.00003	0.00001	0.005	0.0018
Chromium	mg/L	<0.001	0.001	0.001	0.0004	0.05	0.002
Cobalt	mg/L	<0.0002	<0.0002	<0.0002	0.00002		
Copper	mg/L	<0.002	<0.002	<0.002	0.001	1	0.004
Lead	mg/L	<0.0002	0.0002	<0.0002	0.0001		
Lithium	mg/L	<0.002	<0.002	<0.002	0.001		
Molybdenum	mg/L	<0.002	<0.002	<0.002	0.0001		
Nickel	mg/L	<0.001	<0.001	<0.001	0.001		0.15
Selenium	mg/L	0.002	<0.0004	<0.0004	0.0006	0.01	0.001
Silver	mg/L	<0.00002	<0.00002	<0.00002	0.00001		0.0001
Strontium	mg/L	0.072	0.11	0.074	0.001		
Thallium	mg/L	<0.0001	<0.0001	<0.0001	0.00001		
Tin	mg/L	<0.002	<0.002	<0.002	0.0001		
Uranium	mg/L	0.002	<0.001	<0.001	0.0004	0.02	
Vanadium	mg/L	0.0006	0.0005	0.0005	0.0001		
Zinc	mg/L	0.004	0.004	0.004	0.001	<5	0.03
Zirconium	mg/L	<0.002	<0.002	<0.002	0.0001		
Mercury	mg/L	<0.0001	<0.0001	<0.0001	0.0001		

nr=no sample or analysis done

equal or exceeds Guideline limit

Table 8. Silver Range Resources - REB Claims July, 2012.

Dissolved Metals Analysis Results

Parameter	Units	REB #1	REB #2	REB #3	Detection Limit
Calcium	mg/L	35.7	36	22	0.1
Iron	mg/L	0.04	0.01	<0.01	0.005
Magnesium	mg/L	11.6	5.4	3	0.1
Manganese	mg/L	<0.005	<0.005	<0.005	0.001
Potassium	mg/L	0.6	<0.4	<0.4	0.1
Silicon	mg/L	2.98	3.54	4.12	0.05
Sodium	mg/L	0.8	0.7	0.9	0.1
Sulfur	mg/L	9	4.4	1.8	0.2
Aluminum	mg/L	0.004	0.012	0.015	0.005
Antimony	mg/L	0.0002	<0.0002	<0.0002	0.0002
Arsenic	mg/L	0.0003	0.0012	0.0002	0.0002
Barium	mg/L	0.056	0.035	0.022	0.001
Beryllium	mg/L	<0.0001	<0.0001	<0.0001	0.00004
Bismuth	mg/L	<0.0005	<0.0005	<0.0005	0.001
Boron	mg/L	<0.002	<0.002	<0.002	0.004
Cadmium	mg/L	0.00007	0.00003	0.00003	0.00001
Chromium	mg/L	<0.0005	<0.0005	<0.0005	0.0004
Cobalt	mg/L	<0.0001	<0.0001	<0.0001	0.00002
Copper	mg/L	<0.001	0.001	<0.001	0.001
Lead	mg/L	<0.0001	<0.0001	<0.0001	0.0001
Lithium	mg/L	<0.001	<0.001	<0.001	0.001
Molybdenum	mg/L	0.002	<0.001	<0.001	0.0001
Nickel	mg/L	0.001	<0.0005	<0.0005	0.001
Selenium	mg/L	0.0021	0.0003	0.0002	0.0006
Silver	mg/L	<0.00001	<0.00001	<0.00001	0.00001
Strontium	mg/L	0.073	0.111	0.076	0.001
Titanium	mg/L	<0.0005	<0.0005	<0.0005	0.01
Thallium	mg/L	<0.00005	<0.00005	<0.00005	0.00005
Tin	mg/L	<0.001	<0.001	<0.001	0.001
Uranium	mg/L	0.0016	0.0007	<0.0005	0.0004
Vanadium	mg/L	0.0002	0.0001	0.0001	0.0001
Zinc	mg/L	0.003	0.004	0.003	0.001
Zirconium	mg/L	<0.002	<0.002	<0.002	0.002

Table 9. Silver Range Resources - Summary of REB Project Stations Flow Volumes 2010, 2011 and 2012 (Cubic meters per second)

Station	Date Aug-10	Oct-10	Mar-11	Jun-11	Sep-11	Mar-12	May-12	Jul-12
REB #1	0.403	0.311	0.068	1.252	0.776	0.055	0.218	nr
REB #2	0.015	0.028	Dry	0.054	0.034	Dry	Dry	nr
REB #3	0.024	0.047	0.0015	0.639	0.040	0.002	0.1021	nr

nr = no reading

Table 10 . Silver Range Resources - KEG Property, July 2012.
Quality Control Analysis Results - Total and Dissolved Metals

Parameter	Unit	KEG #3 Total Metals	KEG #3 Total Metals *Duplicate*	KEG #3 Diss.Metals	KEG #3 Diss.Metals *Duplicate*
Aluminum	mg/L	0.34	0.100	0.021	0.018
Antimony	mg/L	<0.0004	<0.0004	<0.0002	<0.0002
Arsenic	mg/L	0.0009	0.0008	0.0006	0.0006
Barium	mg/L	0.045	0.046	0.039	0.039
Beryllium	mg/L	<0.0002	<0.0002	<0.0001	<0.0001
Bismuth	mg/L	<0.001	<0.001	<0.0005	0.0006
Boron	mg/L	0.005	0.004	0.004	0.005
Cadmium	mg/L	0.00003	0.00004	0.00004	0.00002
Calcium	mg/L	21.6	20.4	19.5	19.4
Chromium	mg/L	<0.001	<0.001	<0.0005	<0.0005
Cobalt	mg/L	<0.0002	<0.0002	<0.0001	<0.0001
Copper	mg/L	0.002	0.002	0.002	0.001
Iron	mg/L	0.26	0.2	0.03	0.02
Lead	mg/L	0.0002	0.0002	<0.0001	<0.0001
Lithium	mg/L	0.008	0.008	0.007	0.007
Magnesium	mg/L	3.5	2.9	2.9	2.7
Manganese	mg/L	0.034	0.01	<0.005	0.008
Molybdenum	mg/L	<0.002	<0.002	<0.001	<0.001
Nickel	mg/L	<0.001	<0.001	0.0007	0.0007
Potassium	mg/L	2	<0.8	0.6	0.7
Sulfur	mg/L	2	2	1.6	1.7
Selenium	mg/L	<0.0004	<0.0004	0.0003	0.0002
Strontium	mg/L	0.056	0.055	0.058	0.057
Silver	mg/L	<0.00002	<0.00002	<0.00001	<0.00001
Silicon	mg/L	6.02	5.83	5.64	5.64
Sodium	mg/L	3.1	2	1.4	1.8
Thallium	mg/L	<0.0001	<0.0001	<0.00005	<0.00005
Tin	mg/L	<0.002	<0.002	<0.001	<0.001
Titanium	mg/L	0.0057	0.0059	<0.0005	<0.0005
Uranium	mg/L	0.002	0.002	0.0018	0.0017
Vanadium	mg/L	0.001	0.001	0.0003	0.0004
Zinc	mg/L	0.004	0.004	0.003	0.002
Mercury	mg/L	<0.0001	<0.0001	nr	nr

indicates >10% variation between samples

Table 11. KEG Claims - Camp Drinking Water Supply @ KEG #4, 2011 and 2012

Parameter		Mar-11 KEG #4	Jun-11 KEG #4	Sep-11 KEG#4 *Raw*	Sep-11 KEG#4 *Treated*	Mar-12 KEG #4 *Raw*	May-12 Keg #4 *Raw*	May-12 Keg #4 *Treated*	Jul-12 Keg #4 *Raw*	Jul-12 Keg #4 *Treated*	*Detection Limit*	DWQ* Guideline MAC's
pH	ru	7.92	8.03	8.2		8.1	7.45		7.94			6 to 8.5
Conductivity	uS/cm	473	222	322		418	175		207		1	
Chloride	mg/L	0.57	0.28	<0.5		<0.5	0.6		0.06		0.02	<250
Nitrate	mg/L	0.23	0.04	0.02		0.25	0.04		0.02		0.01	1
Nitrite	mg/L	0.007	<0.005	<0.005		<0.005	<0.005		<0.005		0.005	10
T.Dissolved Solids	mg/L	316	146	198		340	158		174		5	500
T.Susp Solids	mg/L	<2	6	<2		<2	30		<2		1	
Sulfate	mg/L	84.1	26.4	35		72	18		30		0.05	250
Hardness as CaC03	mg/L	267	128	166		236	94		137		1	<500
Alkalinity total	mg/L	177	100	132		184	72		104		5	
Total Metals												
Aluminum	mg/L	0.011	0.17	0.04	0.148	0.007	0.646	0.097	0.1	<0.04	0.005	
Antimony	mg/L	<0.0002	0.0002	<0.0002	<0.0002	0.0002	<0.0002	<0.0002	<0.0004	<0.0004	0.0002	0.006
Arsenic	mg/L	0.0009	0.0014	0.0014	0.0015	0.0018	0.0025	0.0018	0.001	0.0009	0.0002	0.01
Barium	mg/L	0.09	0.133	0.063	0.064	0.08	0.056	0.046	0.075	0.057	0.001	1
Beryllium	mg/L	<0.00004	<0.00004	<0.00004	<0.00004	<0.00004	<0.00004	<0.00004	<0.0002	<0.0002	0.00004	
Bismuth	mg/L	<0.001	<0.001	<0.001	<0.001	<0.001	<0.001	<0.001	<0.001	<0.001	0.001	
Boron	mg/L	0.008	0.006	<0.005	<0.005	0.015	0.008	0.007	0.008	0.007	0.004	5
Cadmium	mg/L	0.00007	0.00004	0.00003	0.00006	0.00004	0.0001	0.00003	0.00007	0.00006	0.00001	0.005
Calcium	mg/L	87.4	38.8	55.6	56.4	78.4	29.7	30.2	46.5	47.8	0.05	
Chromium	mg/L	0.0004	0.0011	<0.0004	0.0007	<0.0004	0.0023	0.0007	0.001	<0.001	0.0004	0.05
Cobalt	mg/L	0.00007	0.00025	0.00008	0.00017	0.00008	0.00058	0.00012	0.0006	<0.0002	0.00002	
Copper	mg/L	0.001	0.003	0.002	0.002	0.001	0.005	0.008	0.0004	0.006	0.001	1
Iron	mg/L	0.028	0.311	0.166	0.303	0.127	1.16	0.468	0.2	<0.1	0.01	0.3
Lead	mg/L	0.0001	0.0002	<0.0001	0.0002	<0.0001	0.0008	0.0029	0.0004	0.0008	0.0001	0.01
Lithium	mg/L	0.004	0.004	0.005	0.005	0.008	0.004		0.005	0.004	0.001	
Magnesium	mg/L	9.86	4.65	6.47	6.57	9.93	4.07	4.01	5.1	5	0.05	
Manganese	mg/L	<0.005	0.058	0.012	0.02	0.014	0.042	0.014	0.01	<0.01	0.0002	0.05
Molybdenum	mg/L	0.0023	0.0015	0.0016	0.0015	0.0024	0.0009	0.0009	<0.002	<0.002	0.0001	
Mercury	mg/L			<0.00001	<0.00001	<0.00001	<0.00001	<0.00001	<0.0001	<0.0001	0.00001	
Nickel	mg/L	0.001	0.002	0.001	0.002	0.006	0.004	0.002	0.0024	0.002	0.001	
Potassium	mg/L	2.8	2	2.2	2.4	2.6	1.9	1.8	2	2	0.1	
Sulfur	mg/L	27.4	8.6	13.1	11.1	24.4	5.4	6.1	9.7	10	0.1	
Selenium	mg/L	0.0014	0.0008	<0.0006	<0.0006	0.0012	<0.0006	<0.0006	0.0008	0.0006	0.0006	0.01
Strontium	mg/L	0.191	0.093	0.121	0.119	0.187	0.081	0.081	0.089	0.087	0.001	
Silicon	mg/L	5.04	4.45	5	5.16	5.7	4.06	3.46	4.99	4.83	0.05	
Sodium	mg/L	4.61	2.09	2.73	2.7	4.62	1.65	1.63	2	2	0.02	<200
Titanium	mg/L	<0.001	0.007	<0.001	0.008	<0.001	0.02	0.004	0.0094	0.002	0.001	
Uranium	mg/L	0.0041	0.0016	0.0026	0.0027	0.0041	0.0015	0.0017	0.002	0.002	0.0004	0.02
Vanadium	mg/L	0.0003	0.001	0.0004	0.0008	0.0002	0.0025	0.0007	0.002	0.0008	0.0001	
Zinc	mg/L	0.025	0.003	0.002	0.015	0.002	0.012	0.04	0.006	0.021	0.001	<5

DWQ* = Canadian Drinking Water Quality Guideline ***exceeds DWQ MAC***

As a guide for reviewing site water quality, the Maximum Acceptable Concentration (MAC) according to ***Canadian Drinking Water Quality*** are listed along with the Aquatic Guidelines for the protection of aquatic life in water with a pH of > 6.5 and a total hardness as CaC03 > 180 mg/L according to ***CCME – Canadian Water Quality Guidelines.***
All water quality ***Guideline*** concentrations are based on total metal values.

All laboratory analysis was done by Exova Canada Inc of Surrey B.C.

Laboratory Analytical Reports are attached in Appendix 1.

Data Summaries for each station are on the attached Excel disc.

Quality Control

Duplicate total and dissolved metals samples for quality control were taken in July 2012 at Station KEG#3. Analysis results are listed in Table 10.

Discussion

Hydrology

All water quality / hydrology stations on the KEG claims were in mid stage flow conditions as a result of late snowmelt at higher elevations and precipitation input. Larger stream channel had twice the volume as measured in May 2012 and most stations exceeded volumes measured in June 2011.

Flow measurements were done on all KEG Stations. Stations KEG#1 and #11 had flows measured July 9 and 10th against increasing stage / staff gauge readings.

REBEL stations had high volume flow conditions due to overnight snowfall precipitations but were not measured due to poor weather/ flight conditions.

Water level data loggers at Stations KEG#1 and #11 were downloaded. Data will be reported at finish of open water season.

Laboratory Analytical Results

Parameters that equal or exceed either ***Drinking Water or Aquatic Guidelines*** are highlighted in yellow.

KEG Stations

Station KEG#1 results exceed or equals the ***Aquatic Guidelines*** for aluminum.

Station KEG#2 results equals or exceed the ***Aquatic Guidelines*** for aluminum and copper.

Station KEG#3 results exceed or equals the ***Aquatic Guidelines*** for aluminum.

Station KEG#4 results equal or exceed ***Aquatic Guidelines*** for aluminum and copper.

Station KEG#5 results exceed ***Aquatic Guidelines*** for aluminum, copper and selenium.

Station KEG#6 results exceed ***Aquatic Guidelines*** for aluminum, copper, iron, selenium and zinc; and exceeds the ***Drinking Water MAC*** for iron and manganese.

Station KEG#7 results exceed ***Aquatic Guidelines*** for copper, iron and selenium; and the ***Drinking Water MAC*** for iron.

Station KEG#8 results exceed ***Aquatic Guidelines*** for selenium.

Station KEG #9 results exceed ***Aquatic Guideline*** for aluminum, iron and selenium;and the ***Drinking Water MAC's*** for iron.

Station KEG #10 results exceed ***Aquatic Guideline*** for aluminum, copper, iron and selenium; and the ***Drinking Water MAC's*** for iron.

Station KEG#11 results exceed ***Aquatic Guidelines*** for selenium.

Station KEG #12 results exceed ***Aquatic Guideline*** for aluminum, iron, selenium and zinc; and the ***Drinking Water MAC's*** for iron.

Stations KEG#13 results exceedsl ***Aquatic Guideline*** for selenium and zinc.

Total Mercury concentrations were at or below the detection limit of 0.0001 mg/L at all KEG stations.

REBEL Stations

Parameters that exceed either ***Drinking Water or Aquatic Guidelines*** are highlighted in yellow.

Station REB#1 results exceed the ***Aquatic Guidelines*** for selenium

Total Mercury concentrations were below detection limits of 0.0001 mg/L at all REB stations.

Camp Drinking Water Supply

Station KEG #4 is the source of camp drinking water supply. Analysis results for samples taken of the ***"Raw"*** supply (total metals and routine chemistry) and the ***"treated/ filtered"*** supply are listed in Table 11.

KEG#4 supply waters, both raw and treated met ***Drinking Water Guideline*** limits for all parameters tested.

A P P E N D I X 1

LABORATORY ANALYTICAL REPORTS

KEG and REBEL Claims

July 2012

Exova
#104, 19575-55 A Ave.
Surrey, British Columbia
V3S 8P8, Canada

T: +1 (604) 514-3322
F: +1 (604) 514-3323
E: Surrey@exova.com
W: www.exova.com

Exova

Report Transmission Cover Page

Bill To:	J. Gibson & Associates	Project:		Lot ID:	**881573**
Report To:	J. Gibson & Associates	ID:	KEG Claims	Control Number:	A244852
	Box 20913	Name:	Silver Range Resources (SRR)	Date Received:	Jul 13, 2012
	Whitehorse, YT, Canada	Location:		Date Reported:	Jul 20, 2012
	Y1A 6P2	LSD:		Report Number:	1751332
Attn:	John Gibson	P.O.:			
Sampled By:	J.Gibson	Acct code:			
Company:	J.Gibson				

Contact & Affiliation	Address	Delivery Commitments
John Gibson J. Gibson & Associates	, Box 20913 Whitehorse, Yukon Territory Y1A 6P2 Phone: (867) 633-4522 Fax: (867) 668-6895 Email: ludditegibson@gmail.com	On [Lot Verification] send (COA) by Email - Single Report On [Report Approval] send (COC, Test Report) by Email - Multiple Reports On [Report Approval] send (Test Report) by Email - Multiple Reports On [Lot Approval and Final Test Report Approval] send (Invoice) by Email - Single Report On [Lot Creation] send (COR) by Email - Single Report

Notes To Clients:

- Analysis was performed on sample 881573-1 to13 that exceeded the recommended holding time for NO2/NO3 analysis.
- Some ICP-MS total metal results were less than dissolved metal results for samples 881573-1 to 15. The results were verified and are within expected measurement uncertainty.
- Some trace total metal results were less than dissolved metal results for samples 881573 - 2 to 14, excluding sample 1 and 3 . The results were verified and are within expected measurement uncertainty.
- pH analysis was performed past the recommended holding time of 15 minutes from sample collection.

The information contained on this and all other pages transmitted, is intended for the addressee only and is considered confidential.
If the reader is not the intended recipient, you are hereby notified that any use, dissemination, distribution or copy of this transmission is strictly prohibited.
If you receive this transmission by error, or if this transmission is not satisfactory, please notify us by telephone.

Exova
#104, 19575-55 A Ave.
Surrey, British Columbia
V3S 8P8, Canada

T: +1 (604) 514-3322
F: +1 (604) 514-3323
E: Surrey@exova.com
W: www.exova.com

Exova

Analytical Report

Bill To: J. Gibson & Associates
Report To: J. Gibson & Associates
Box 20913
Whitehorse, YT, Canada
Y1A 6P2
Attn: John Gibson
Sampled By: J.Gibson
Company: J.Gibson

Project:
ID: KEG Claims
Name: Silver Range Resources (SRR)
Location:
LSD:
P.O.:
Acct code:

Lot ID: **881573**
Control Number: A244852
Date Received: Jul 13, 2012
Date Reported: Jul 20, 2012
Report Number: 1751332

			Reference Number	881573-1	881573-2	881573-3	
			Sample Date	Jul 09, 2012	Jul 10, 2012	Jul 10, 2012	
			Sample Time	NA	NA	NA	
			Sample Location				
			Sample Description	KEG #1 / Surface	KEG #2 / Surface	KEG #3 / Surface	
			Matrix	Water	Water	Water	
Analyte		**Units**		**Results**	**Results**	**Results**	Nominal Detection Limit
Inorganic Nonmetallic Parameters							
Organic Carbon	Total Nonpurgeable	mg/L		7.0	24.2	7.3	0.5
Ammonia - N		mg/L		<0.01	<0.01	<0.01	
Nitrate - N		mg/L		0.02	<0.01	<0.01	0.01
Nitrite - N		mg/L		<0.005	<0.005	<0.005	0.005
Metals Dissolved							
Silicon	Dissolved	mg/L		4.85	6.98	5.64	0.05
Sulfur	Dissolved	mg/L		11.5	5.6	1.6	0.3
Aluminum	Dissolved	mg/L		0.018	0.112	0.021	0.002
Antimony	Dissolved	mg/L		<0.0002	0.0007	<0.0002	0.0002
Arsenic	Dissolved	mg/L		0.0013	0.0021	0.0006	0.0002
Barium	Dissolved	mg/L		0.053	0.034	0.039	0.001
Beryllium	Dissolved	mg/L		<0.0001	<0.0001	<0.0001	0.0001
Bismuth	Dissolved	mg/L		0.0005	0.0006	<0.0005	0.0005
Boron	Dissolved	mg/L		0.007	0.009	0.004	0.002
Cadmium	Dissolved	mg/L		0.00006	0.00020	0.00004	0.00001
Chromium	Dissolved	mg/L		<0.0005	<0.0005	<0.0005	0.0005
Cobalt	Dissolved	mg/L		0.0002	0.0001	<0.0001	0.0001
Copper	Dissolved	mg/L		0.002	0.008	0.002	0.001
Lead	Dissolved	mg/L		<0.0001	0.0001	<0.0001	0.0001
Lithium	Dissolved	mg/L		0.004	0.001	0.007	0.001
Molybdenum	Dissolved	mg/L		0.001	<0.001	<0.001	0.001
Nickel	Dissolved	mg/L		0.0020	0.0025	0.0007	0.0005
Selenium	Dissolved	mg/L		0.0008	0.0009	0.0003	0.0002
Silver	Dissolved	mg/L		<0.00001	<0.00001	<0.00001	0.00001
Strontium	Dissolved	mg/L		0.097	0.054	0.058	0.001
Thallium	Dissolved	mg/L		<0.00005	<0.00005	<0.00005	0.00005
Tin	Dissolved	mg/L		<0.001	<0.001	<0.001	0.001
Titanium	Dissolved	mg/L		0.0007	0.0014	<0.0005	0.0005
Uranium	Dissolved	mg/L		0.0016	<0.0005	0.0018	0.0005
Vanadium	Dissolved	mg/L		0.0004	0.0006	0.0003	0.0001
Zinc	Dissolved	mg/L		0.005	0.013	0.003	0.001
Subsample	Field Filtered			Field Filtered	Field Filtered	Field Filtered	
Metals Total							
Aluminum	Total	mg/L		0.15	0.1	0.34	0.02
Calcium	Total	mg/L		49.8	31.8	21.6	0.2
Iron	Total	mg/L		0.24	0.21	0.26	0.05

Exova
#104, 19575-55 A Ave.
Surrey, British Columbia
V3S 8P8, Canada

T: +1 (604) 514-3322
F: +1 (604) 514-3323
E: Surrey@exova.com
W: www.exova.com

Exova

Analytical Report

Bill To: J. Gibson & Associates
Report To: J. Gibson & Associates
Box 20913
Whitehorse, YT, Canada
Y1A 6P2
Attn: John Gibson
Sampled By: J.Gibson
Company: J.Gibson

Project:
ID: KEG Claims
Name: Silver Range Resources (SRR)
Location:
LSD:
P.O.:
Acct code:

Lot ID: **881573**
Control Number: A244852
Date Received: Jul 13, 2012
Date Reported: Jul 20, 2012
Report Number: 1751332

			Reference Number	881573-1	881573-2	881573-3	
			Sample Date	Jul 09, 2012	Jul 10, 2012	Jul 10, 2012	
			Sample Time	NA	NA	NA	
			Sample Location				
			Sample Description	KEG #1 / Surface	KEG #2 / Surface	KEG #3 / Surface	
			Matrix	Water	Water	Water	
Analyte		**Units**		**Results**	**Results**	**Results**	Nominal Detection Limit
Metals Total - Continued							
Magnesium	Total	mg/L		5.6	2.0	3.5	0.1
Manganese	Total	mg/L		0.018	<0.01	0.034	0.005
Potassium	Total	mg/L		2.0	<0.8	2	0.4
Silicon	Total	mg/L		5.22	6.87	6.02	0.05
Sodium	Total	mg/L		2.1	<0.8	3.1	0.4
Sulfur	Total	mg/L		12.0	5.6	2	0.3
Mercury	Total	mg/L		<0.0001	<0.0001	<0.0001	0.0001
Hardness	Total as CaCO3	mg/L		147	87.8	68	
Antimony	Total	mg/L		0.0002	0.001	<0.0004	0.0002
Arsenic	Total	mg/L		0.0014	0.002	0.0009	0.0002
Barium	Total	mg/L		0.063	0.036	0.045	0.001
Beryllium	Total	mg/L		<0.0001	<0.0002	<0.0002	0.0001
Bismuth	Total	mg/L		<0.0005	<0.001	<0.001	0.0005
Boron	Total	mg/L		0.008	0.01	0.005	0.002
Cadmium	Total	mg/L		0.00009	0.00020	0.00003	0.00001
Chromium	Total	mg/L		<0.0005	<0.001	<0.001	0.0005
Cobalt	Total	mg/L		0.0002	<0.0002	<0.0002	0.0001
Copper	Total	mg/L		0.003	0.008	0.002	0.001
Lead	Total	mg/L		0.0002	0.0002	0.0002	0.0001
Lithium	Total	mg/L		0.004	<0.002	0.008	0.001
Molybdenum	Total	mg/L		0.001	<0.002	<0.002	0.001
Nickel	Total	mg/L		0.0067	0.0027	<0.001	0.0005
Selenium	Total	mg/L		0.0007	0.0009	<0.0004	0.0002
Silver	Total	mg/L		0.00010	<0.00002	<0.00002	0.00001
Strontium	Total	mg/L		0.098	0.052	0.056	0.001
Thallium	Total	mg/L		<0.00005	<0.0001	<0.0001	0.00005
Tin	Total	mg/L		<0.001	<0.002	<0.002	0.001
Titanium	Total	mg/L		0.0081	0.002	0.0057	0.0005
Uranium	Total	mg/L		0.0015	<0.001	0.002	0.0005
Vanadium	Total	mg/L		0.0010	0.0008	0.001	0.0001
Zinc	Total	mg/L		0.007	0.01	0.004	0.001
Zirconium	Total	mg/L		<0.001	<0.002	<0.002	0.001
Physical and Aggregate Properties							
Solids	Total Suspended	mg/L		<2	<2	6	2
Solids	Total Dissolved	mg/L		186	156	84	5

Exova
#104, 19575-55 A Ave.
Surrey, British Columbia
V3S 8P8, Canada

T: +1 (604) 514-3322
F: +1 (604) 514-3323
E: Surrey@exova.com
W: www.exova.com

Exova

Analytical Report

Bill To: J. Gibson & Associates
Report To: J. Gibson & Associates
Box 20913
Whitehorse, YT, Canada
Y1A 6P2
Attn: John Gibson
Sampled By: J.Gibson
Company: J.Gibson

Project:
ID: KEG Claims
Name: Silver Range Resources (SRR)
Location:
LSD:
P.O.:
Acct code:

Lot ID: **881573**
Control Number: A244852
Date Received: Jul 13, 2012
Date Reported: Jul 20, 2012
Report Number: 1751332

		Reference Number	881573-1	881573-2	881573-3	
		Sample Date	Jul 09, 2012	Jul 10, 2012	Jul 10, 2012	
		Sample Time	NA	NA	NA	
		Sample Location				
		Sample Description	KEG #1 / Surface	KEG #2 / Surface	KEG #3 / Surface	
		Matrix	Water	Water	Water	
Analyte		**Units**	**Results**	**Results**	**Results**	Nominal Detection Limit
Routine Water						
Calcium	Dissolved	mg/L	47.7	31.3	19.5	0.2
Magnesium	Dissolved	mg/L	5.4	2.1	2.9	0.2
Sodium	Dissolved	mg/L	1.7	0.5	1.4	0.4
Potassium	Dissolved	mg/L	1.7	<0.4	0.6	0.4
Iron	Dissolved	mg/L	0.08	0.19	0.03	0.01
Manganese	Dissolved	mg/L	<0.005	<0.005	<0.005	0.005
pH	at 25 °C		7.81	7.23	7.80	
Electrical Conductivity		µS/cm at 25 C	221	124	94	1
Bicarbonate		mg/L	130	72	68	5
Carbonate		mg/L	<6	<6	<6	6
Hydroxide		mg/L	<5	<5	<5	5
T-Alkalinity	as CaCO3	mg/L	107	59	56	5
Chloride	Dissolved	mg/L	0.37	<0.05	<0.05	0.05
Sulfate (SO4)	Dissolved	mg/L	35.5	16.8	4.6	0.5

Exova
#104, 19575-55 A Ave.
Surrey, British Columbia
V3S 8P8, Canada

T: +1 (604) 514-3322
F: +1 (604) 514-3323
E: Surrey@exova.com
W: www.exova.com

Exova

Analytical Report

Bill To:	J. Gibson & Associates	Project:		Lot ID:	**881573**
Report To:	J. Gibson & Associates	ID:	KEG Claims	Control Number:	A244852
	Box 20913	Name:	Silver Range Resources (SRR)	Date Received:	Jul 13, 2012
	Whitehorse, YT, Canada	Location:		Date Reported:	Jul 20, 2012
	Y1A 6P2	LSD:		Report Number:	1751332
Attn:	John Gibson	P.O.:			
Sampled By:	J.Gibson	Acct code:			
Company:	J.Gibson				

			Reference Number	881573-4	881573-5	881573-6	
			Sample Date	Jul 10, 2012	Jul 10, 2012	Jul 10, 2012	
			Sample Time	NA	NA	NA	
			Sample Location				
			Sample Description	KEG #4 / Surface	KEG #5 / Surface	KEG #6 / Surface	
			Matrix	Water	Water	Water	
Analyte		**Units**		**Results**	**Results**	**Results**	Nominal Detection Limit
Inorganic Nonmetallic Parameters							
Organic Carbon	Total Nonpurgeable	mg/L		7.2	19.5	8.0	0.5
Ammonia - N		mg/L		<0.01	<0.01	0.05	
Nitrate - N		mg/L		0.02	0.07	0.08	0.01
Nitrite - N		mg/L		<0.005	<0.005	<0.005	0.005
Metals Dissolved							
Silicon	Dissolved	mg/L		4.89	7.74	5.11	0.05
Sulfur	Dissolved	mg/L		9.8	8.5	39.2	0.3
Aluminum	Dissolved	mg/L		0.016	0.094	0.235	0.002
Antimony	Dissolved	mg/L		<0.0002	0.0005	0.0004	0.0002
Arsenic	Dissolved	mg/L		0.0010	0.0035	0.0009	0.0002
Barium	Dissolved	mg/L		0.052	0.025	0.046	0.001
Beryllium	Dissolved	mg/L		<0.0001	<0.0001	0.0001	0.0001
Bismuth	Dissolved	mg/L		<0.0005	0.0008	0.0007	0.0005
Boron	Dissolved	mg/L		0.007	0.023	0.006	0.002
Cadmium	Dissolved	mg/L		0.00005	0.00013	0.00015	0.00001
Chromium	Dissolved	mg/L		<0.0005	<0.0005	<0.0005	0.0005
Cobalt	Dissolved	mg/L		0.0001	0.0001	0.0036	0.0001
Copper	Dissolved	mg/L		0.002	0.008	0.005	0.001
Lead	Dissolved	mg/L		<0.0001	0.0001	<0.0001	0.0001
Lithium	Dissolved	mg/L		0.003	0.002	0.008	0.001
Molybdenum	Dissolved	mg/L		0.001	0.002	<0.001	0.001
Nickel	Dissolved	mg/L		0.0012	0.0022	0.0395	0.0005
Selenium	Dissolved	mg/L		0.0006	0.0013	0.0013	0.0002
Silver	Dissolved	mg/L		<0.00001	<0.00001	<0.00001	0.00001
Strontium	Dissolved	mg/L		0.089	0.066	0.076	0.001
Thallium	Dissolved	mg/L		<0.00005	<0.00005	<0.00005	0.00005
Tin	Dissolved	mg/L		<0.001	<0.001	<0.001	0.001
Titanium	Dissolved	mg/L		0.0006	0.0016	0.0016	0.0005
Uranium	Dissolved	mg/L		0.0016	<0.0005	<0.0005	0.0005
Vanadium	Dissolved	mg/L		0.0005	0.0008	0.0002	0.0001
Zinc	Dissolved	mg/L		0.003	0.004	0.088	0.001
Subsample	Field Filtered			Field Filtered	Field Filtered	Field Filtered	
Metals Total							
Aluminum	Total	mg/L		0.1	0.22	0.25	0.02
Calcium	Total	mg/L		46.5	35.6	54.8	0.2
Iron	Total	mg/L		0.2	0.23	2.91	0.05

Exova
#104, 19575-55 A Ave.
Surrey, British Columbia
V3S 8P8, Canada

T: +1 (604) 514-3322
F: +1 (604) 514-3323
E: Surrey@exova.com
W: www.exova.com

Exova

Analytical Report

Bill To: J. Gibson & Associates
Report To: J. Gibson & Associates
Box 20913
Whitehorse, YT, Canada
Y1A 6P2
Attn: John Gibson
Sampled By: J.Gibson
Company: J.Gibson

Project:
ID: KEG Claims
Name: Silver Range Resources (SRR)
Location:
LSD:
P.O.:
Acct code:

Lot ID: **881573**
Control Number: A244852
Date Received: Jul 13, 2012
Date Reported: Jul 20, 2012
Report Number: 1751332

			Reference Number	881573-4	881573-5	881573-6	
			Sample Date	Jul 10, 2012	Jul 10, 2012	Jul 10, 2012	
			Sample Time	NA	NA	NA	
			Sample Location				
			Sample Description	KEG #4 / Surface	KEG #5 / Surface	KEG #6 / Surface	
			Matrix	Water	Water	Water	
Analyte		**Units**		**Results**	**Results**	**Results**	Nominal Detection Limit
Metals Total - Continued							
Magnesium	Total	mg/L		5.1	2.6	4.2	0.1
Manganese	Total	mg/L		0.01	<0.01	0.11	0.005
Potassium	Total	mg/L		2	<0.8	1	0.4
Silicon	Total	mg/L		4.99	8.16	4.87	0.05
Sodium	Total	mg/L		2	1	<0.8	0.4
Sulfur	Total	mg/L		9.7	8.5	37.6	0.3
Mercury	Total	mg/L		<0.0001	<0.0001	<0.0001	0.0001
Hardness	Total as CaCO3	mg/L		137	100	154	
Antimony	Total	mg/L		<0.0004	0.0007	<0.0004	0.0002
Arsenic	Total	mg/L		0.001	0.0032	0.0009	0.0002
Barium	Total	mg/L		0.075	0.032	0.047	0.001
Beryllium	Total	mg/L		<0.0002	<0.0002	<0.0002	0.0001
Bismuth	Total	mg/L		<0.001	<0.001	<0.001	0.0005
Boron	Total	mg/L		0.008	0.022	0.006	0.002
Cadmium	Total	mg/L		0.00007	0.0001	0.0001	0.00001
Chromium	Total	mg/L		0.001	<0.001	<0.001	0.0005
Cobalt	Total	mg/L		0.0006	<0.0002	0.0039	0.0001
Copper	Total	mg/L		0.004	0.009	0.006	0.001
Lead	Total	mg/L		0.0004	0.0002	<0.0002	0.0001
Lithium	Total	mg/L		0.005	0.002	0.009	0.001
Molybdenum	Total	mg/L		<0.002	0.002	<0.002	0.001
Nickel	Total	mg/L		0.0024	0.0025	0.0377	0.0005
Selenium	Total	mg/L		0.0008	0.002	0.002	0.0002
Silver	Total	mg/L		<0.00002	<0.00002	<0.00002	0.00001
Strontium	Total	mg/L		0.089	0.063	0.070	0.001
Thallium	Total	mg/L		<0.0001	<0.0001	<0.0001	0.00005
Tin	Total	mg/L		<0.002	<0.002	<0.002	0.001
Titanium	Total	mg/L		0.0094	0.0065	0.002	0.0005
Uranium	Total	mg/L		0.002	<0.001	<0.001	0.0005
Vanadium	Total	mg/L		0.0020	0.0021	0.0004	0.0001
Zinc	Total	mg/L		0.006	0.006	0.082	0.001
Zirconium	Total	mg/L		<0.002	<0.002	<0.002	0.001
Physical and Aggregate Properties							
Solids	Total Suspended	mg/L		<2	<2	<2	2
Solids	Total Dissolved	mg/L		174	148	250	5

Exova
#104, 19575-55 A Ave.
Surrey, British Columbia
V3S 8P8, Canada

T: +1 (604) 514-3322
F: +1 (604) 514-3323
E: Surrey@exova.com
W: www.exova.com

Exova

Analytical Report

Bill To:	J. Gibson & Associates	Project:		Lot ID:	**881573**
Report To:	J. Gibson & Associates	ID:	KEG Claims	Control Number:	A244852
	Box 20913	Name:	Silver Range Resources (SRR)	Date Received:	Jul 13, 2012
	Whitehorse, YT, Canada	Location:		Date Reported:	Jul 20, 2012
	Y1A 6P2	LSD:		Report Number:	1751332
Attn:	John Gibson	P.O.:			
Sampled By:	J.Gibson	Acct code:			
Company:	J.Gibson				

		Reference Number	881573-4	881573-5	881573-6	
		Sample Date	Jul 10, 2012	Jul 10, 2012	Jul 10, 2012	
		Sample Time	NA	NA	NA	
		Sample Location				
		Sample Description	KEG #4 / Surface	KEG #5 / Surface	KEG #6 / Surface	
		Matrix	Water	Water	Water	
Analyte		**Units**	**Results**	**Results**	**Results**	Nominal Detection Limit
Routine Water						
Calcium	Dissolved	mg/L	45.8	34.3	55.9	0.2
Magnesium	Dissolved	mg/L	5.3	2.6	4.6	0.2
Sodium	Dissolved	mg/L	1.8	1.1	0.7	0.4
Potassium	Dissolved	mg/L	2.0	<0.4	1.1	0.4
Iron	Dissolved	mg/L	0.07	0.11	2.76	0.01
Manganese	Dissolved	mg/L	0.006	<0.005	0.108	0.005
pH	at 25 °C		7.94	7.75	7.01	
Electrical Conductivity		µS/cm at 25 C	207	145	265	1
Bicarbonate		mg/L	127	76	42	5
Carbonate		mg/L	<6	<6	<6	6
Hydroxide		mg/L	<5	<5	<5	5
T-Alkalinity	as CaCO3	mg/L	104	62	34	5
Chloride	Dissolved	mg/L	0.06	<0.05	0.17	0.05
Sulfate (SO4)	Dissolved	mg/L	30.0	25.7	110	0.5

Exova
#104, 19575-55 A Ave.
Surrey, British Columbia
V3S 8P8, Canada

T: +1 (604) 514-3322
F: +1 (604) 514-3323
E: Surrey@exova.com
W: www.exova.com

Exova

Analytical Report

Bill To: J. Gibson & Associates
Report To: J. Gibson & Associates
Box 20913
Whitehorse, YT, Canada
Y1A 6P2
Attn: John Gibson
Sampled By: J.Gibson
Company: J.Gibson

Project:
ID: KEG Claims
Name: Silver Range Resources (SRR)
Location:
LSD:
P.O.:
Acct code:

Lot ID: **881573**
Control Number: A244852
Date Received: Jul 13, 2012
Date Reported: Jul 20, 2012
Report Number: 1751332

			Reference Number	881573-7	881573-8	881573-9	
			Sample Date	Jul 10, 2012	Jul 10, 2012	Jul 10, 2012	
			Sample Time	NA	NA	NA	
			Sample Location				
			Sample Description	KEG #7 / Surface	KEG #8 / Surface	KEG #9 / Surface	
			Matrix	Water	Water	Water	
Analyte		**Units**		**Results**	**Results**	**Results**	Nominal Detection Limit
Inorganic Nonmetallic Parameters							
Organic Carbon	Total Nonpurgeable	mg/L		11.7	8.6	7.3	0.5
Ammonia - N		mg/L		0.01	0.39	0.01	
Nitrate - N		mg/L		0.02	<0.01	<0.01	0.01
Nitrite - N		mg/L		<0.005	<0.005	<0.005	0.005
Metals Dissolved							
Silicon	Dissolved	mg/L		5.25	5.22	4.50	0.05
Sulfur	Dissolved	mg/L		41.5	19.5	13.4	0.3
Aluminum	Dissolved	mg/L		0.019	0.012	0.018	0.002
Antimony	Dissolved	mg/L		0.001	0.0006	<0.0002	0.0002
Arsenic	Dissolved	mg/L		0.0026	0.0012	0.0013	0.0002
Barium	Dissolved	mg/L		0.044	0.048	0.059	0.001
Beryllium	Dissolved	mg/L		<0.0001	<0.0001	<0.0001	0.0001
Bismuth	Dissolved	mg/L		0.0007	0.0007	0.0006	0.0005
Boron	Dissolved	mg/L		0.019	0.005	0.006	0.002
Cadmium	Dissolved	mg/L		0.00011	0.00004	0.00006	0.00001
Chromium	Dissolved	mg/L		<0.0005	<0.0005	<0.0005	0.0005
Cobalt	Dissolved	mg/L		0.0002	0.0001	0.0001	0.0001
Copper	Dissolved	mg/L		0.004	0.002	0.002	0.001
Lead	Dissolved	mg/L		<0.0001	<0.0001	<0.0001	0.0001
Lithium	Dissolved	mg/L		0.002	0.002	0.005	0.001
Molybdenum	Dissolved	mg/L		0.002	0.001	0.001	0.001
Nickel	Dissolved	mg/L		0.0022	0.0010	0.0014	0.0005
Selenium	Dissolved	mg/L		0.0035	0.0016	0.0011	0.0002
Silver	Dissolved	mg/L		<0.00001	<0.00001	<0.00001	0.00001
Strontium	Dissolved	mg/L		0.206	0.192	0.118	0.001
Thallium	Dissolved	mg/L		<0.00005	<0.00005	<0.00005	0.00005
Tin	Dissolved	mg/L		<0.001	<0.001	<0.001	0.001
Titanium	Dissolved	mg/L		0.0019	0.0009	0.0009	0.0005
Uranium	Dissolved	mg/L		0.0017	0.0008	0.0016	0.0005
Vanadium	Dissolved	mg/L		0.0003	0.0002	0.0004	0.0001
Zinc	Dissolved	mg/L		0.005	0.003	0.003	0.001
Subsample	Field Filtered			Field Filtered	Field Filtered	Field Filtered	
Metals Total							
Aluminum	Total	mg/L		0.06	<0.04	0.2	0.02
Calcium	Total	mg/L		88.2	63.6	45.5	0.2
Iron	Total	mg/L		0.39	<0.1	0.40	0.05

Exova
#104, 19575-55 A Ave.
Surrey, British Columbia
V3S 8P8, Canada

T: +1 (604) 514-3322
F: +1 (604) 514-3323
E: Surrey@exova.com
W: www.exova.com

Exova

Analytical Report

Bill To: J. Gibson & Associates
Report To: J. Gibson & Associates
Box 20913
Whitehorse, YT, Canada
Y1A 6P2
Attn: John Gibson
Sampled By: J.Gibson
Company: J.Gibson

Project:
ID: KEG Claims
Name: Silver Range Resources (SRR)
Location:
LSD:
P.O.:
Acct code:

Lot ID: **881573**
Control Number: A244852
Date Received: Jul 13, 2012
Date Reported: Jul 20, 2012
Report Number: 1751332

			Reference Number	881573-7	881573-8	881573-9	
			Sample Date	Jul 10, 2012	Jul 10, 2012	Jul 10, 2012	
			Sample Time	NA	NA	NA	
			Sample Location				
			Sample Description	KEG #7 / Surface	KEG #8 / Surface	KEG #9 / Surface	
			Matrix	Water	Water	Water	
Analyte		**Units**		**Results**	**Results**	**Results**	Nominal Detection Limit
Metals Total - Continued							
Magnesium	Total	mg/L		9.4	4.9	6.0	0.1
Manganese	Total	mg/L		0.045	0.01	0.026	0.005
Potassium	Total	mg/L		2	1	1	0.4
Silicon	Total	mg/L		5.43	4.98	4.93	0.05
Sodium	Total	mg/L		2.3	1	2	0.4
Sulfur	Total	mg/L		41.2	18	13	0.3
Mercury	Total	mg/L		<0.0001	<0.0001	<0.0001	0.0001
Hardness	Total as CaCO3	mg/L		259	179	138	
Antimony	Total	mg/L		0.001	0.0008	<0.0004	0.0002
Arsenic	Total	mg/L		0.0028	0.001	0.002	0.0002
Barium	Total	mg/L		0.052	0.049	0.067	0.001
Beryllium	Total	mg/L		<0.0002	<0.0002	<0.0002	0.0001
Bismuth	Total	mg/L		<0.001	<0.001	<0.001	0.0005
Boron	Total	mg/L		0.021	0.007	0.006	0.002
Cadmium	Total	mg/L		0.0001	0.00005	0.00007	0.00001
Chromium	Total	mg/L		<0.001	<0.001	<0.001	0.0005
Cobalt	Total	mg/L		0.0004	<0.0002	0.0002	0.0001
Copper	Total	mg/L		0.004	0.002	0.003	0.001
Lead	Total	mg/L		0.0003	<0.0002	0.0004	0.0001
Lithium	Total	mg/L		<0.002	<0.002	0.006	0.001
Molybdenum	Total	mg/L		<0.002	<0.002	<0.002	0.001
Nickel	Total	mg/L		0.0027	0.001	0.002	0.0005
Selenium	Total	mg/L		0.0034	0.002	0.001	0.0002
Silver	Total	mg/L		<0.00002	<0.00002	<0.00002	0.00001
Strontium	Total	mg/L		0.19	0.19	0.11	0.001
Thallium	Total	mg/L		<0.0001	<0.0001	<0.0001	0.00005
Tin	Total	mg/L		<0.002	<0.002	<0.002	0.001
Titanium	Total	mg/L		0.0041	0.001	0.0072	0.0005
Uranium	Total	mg/L		0.002	<0.001	0.002	0.0005
Vanadium	Total	mg/L		0.001	0.0006	0.001	0.0001
Zinc	Total	mg/L		0.006	0.004	0.006	0.001
Zirconium	Total	mg/L		<0.002	<0.002	<0.002	0.001
Physical and Aggregate Properties							
Solids	Total Suspended	mg/L		4	<2	4	2
Solids	Total Dissolved	mg/L		354	240	190	5

Exova
#104, 19575-55 A Ave.
Surrey, British Columbia
V3S 8P8, Canada

T: +1 (604) 514-3322
F: +1 (604) 514-3323
E: Surrey@exova.com
W: www.exova.com

Exova

Analytical Report

Bill To:	J. Gibson & Associates	Project:		Lot ID:	**881573**
Report To:	J. Gibson & Associates	ID:	KEG Claims	Control Number:	A244852
	Box 20913	Name:	Silver Range Resources (SRR)	Date Received:	Jul 13, 2012
	Whitehorse, YT, Canada	Location:		Date Reported:	Jul 20, 2012
	Y1A 6P2	LSD:		Report Number:	1751332
Attn:	John Gibson	P.O.:			
Sampled By:	J.Gibson	Acct code:			
Company:	J.Gibson				

		Reference Number	881573-7	881573-8	881573-9	
		Sample Date	Jul 10, 2012	Jul 10, 2012	Jul 10, 2012	
		Sample Time	NA	NA	NA	
		Sample Location				
		Sample Description	KEG #7 / Surface	KEG #8 / Surface	KEG #9 / Surface	
		Matrix	Water	Water	Water	
Analyte		**Units**	**Results**	**Results**	**Results**	Nominal Detection Limit
Routine Water						
Calcium	Dissolved	mg/L	87.9	64.7	44.9	0.2
Magnesium	Dissolved	mg/L	9.8	5.4	6.4	0.2
Sodium	Dissolved	mg/L	2.2	1.4	1.8	0.4
Potassium	Dissolved	mg/L	1.9	0.9	1.1	0.4
Iron	Dissolved	mg/L	0.21	0.04	0.15	0.01
Manganese	Dissolved	mg/L	0.039	<0.005	0.014	0.005
pH	at 25 °C		7.75	7.83	7.88	
Electrical Conductivity		µS/cm at 25 C	398	279	218	1
Bicarbonate		mg/L	152	145	118	5
Carbonate		mg/L	<6	<6	<6	6
Hydroxide		mg/L	<5	<5	<5	5
T-Alkalinity	as CaCO3	mg/L	124	119	97	5
Chloride	Dissolved	mg/L	0.09	0.06	0.09	0.05
Sulfate (SO4)	Dissolved	mg/L	119	59.4	41.0	0.5

Exova
#104, 19575-55 A Ave.
Surrey, British Columbia
V3S 8P8, Canada

T: +1 (604) 514-3322
F: +1 (604) 514-3323
E: Surrey@exova.com
W: www.exova.com

Exova

Analytical Report

Bill To: J. Gibson & Associates
Report To: J. Gibson & Associates
Box 20913
Whitehorse, YT, Canada
Y1A 6P2
Attn: John Gibson
Sampled By: J.Gibson
Company: J.Gibson

Project:
ID: KEG Claims
Name: Silver Range Resources (SRR)
Location:
LSD:
P.O.:
Acct code:

Lot ID: **881573**
Control Number: A244852
Date Received: Jul 13, 2012
Date Reported: Jul 20, 2012
Report Number: 1751332

			Reference Number	881573-10	881573-11	881573-12	
			Sample Date	Jul 10, 2012	Jul 09, 2012	Jul 10, 2012	
			Sample Time	NA	NA	NA	
			Sample Location				
			Sample Description	KEG #10 / Surface	KEG #11 / Surface	KEG #12 / Surface	
			Matrix	Water	Water	Water	
Analyte		**Units**		**Results**	**Results**	**Results**	Nominal Detection Limit
Inorganic Nonmetallic Parameters							
Organic Carbon	Total Nonpurgeable	mg/L		16.6	6.3	7.2	0.5
Ammonia - N		mg/L		0.02	0.02	0.01	
Nitrate - N		mg/L		<0.01	0.09	0.14	0.01
Nitrite - N		mg/L		<0.005	<0.005	0.005	0.005
Metals Dissolved							
Silicon	Dissolved	mg/L		4.18	3.92	3.62	0.05
Sulfur	Dissolved	mg/L		24.6	38.2	34.9	0.3
Aluminum	Dissolved	mg/L		0.062	0.031	0.018	0.002
Antimony	Dissolved	mg/L		0.0010	0.0004	0.0003	0.0002
Arsenic	Dissolved	mg/L		0.0014	0.0009	0.0006	0.0002
Barium	Dissolved	mg/L		0.039	0.052	0.060	0.001
Beryllium	Dissolved	mg/L		<0.0001	<0.0001	<0.0001	0.0001
Bismuth	Dissolved	mg/L		0.0007	<0.0005	0.0006	0.0005
Boron	Dissolved	mg/L		0.003	0.005	0.004	0.002
Cadmium	Dissolved	mg/L		0.00016	0.00031	0.00033	0.00001
Chromium	Dissolved	mg/L		<0.0005	<0.0005	<0.0005	0.0005
Cobalt	Dissolved	mg/L		0.0002	0.0002	0.0002	0.0001
Copper	Dissolved	mg/L		0.004	0.002	0.002	0.001
Lead	Dissolved	mg/L		0.0002	<0.0001	<0.0001	0.0001
Lithium	Dissolved	mg/L		0.002	0.003	0.004	0.001
Molybdenum	Dissolved	mg/L		0.002	0.001	0.001	0.001
Nickel	Dissolved	mg/L		0.0044	0.0027	0.0034	0.0005
Selenium	Dissolved	mg/L		0.0011	0.0027	0.0032	0.0002
Silver	Dissolved	mg/L		<0.00001	<0.00001	<0.00001	0.00001
Strontium	Dissolved	mg/L		0.160	0.179	0.216	0.001
Thallium	Dissolved	mg/L		<0.00005	<0.00005	<0.00005	0.00005
Tin	Dissolved	mg/L		<0.001	<0.001	<0.001	0.001
Titanium	Dissolved	mg/L		0.0017	0.0016	0.0017	0.0005
Uranium	Dissolved	mg/L		0.0009	0.0020	0.0015	0.0005
Vanadium	Dissolved	mg/L		0.0006	0.0003	0.0003	0.0001
Zinc	Dissolved	mg/L		0.018	0.01	0.021	0.001
Subsample	Field Filtered			Field Filtered	Field Filtered	Field Filtered	
Metals Total							
Aluminum	Total	mg/L		0.54	0.06	0.64	0.02
Calcium	Total	mg/L		46.9	76.6	82.8	0.2
Iron	Total	mg/L		0.69	0.05	0.53	0.05

Exova
#104, 19575-55 A Ave.
Surrey, British Columbia
V3S 8P8, Canada

T: +1 (604) 514-3322
F: +1 (604) 514-3323
E: Surrey@exova.com
W: www.exova.com

Exova

Analytical Report

Bill To: J. Gibson & Associates
Report To: J. Gibson & Associates
Box 20913
Whitehorse, YT, Canada
Y1A 6P2
Attn: John Gibson
Sampled By: J.Gibson
Company: J.Gibson

Project:
ID: KEG Claims
Name: Silver Range Resources (SRR)
Location:
LSD:
P.O.:
Acct code:

Lot ID: **881573**
Control Number: A244852
Date Received: Jul 13, 2012
Date Reported: Jul 20, 2012
Report Number: 1751332

			Reference Number	881573-10	881573-11	881573-12	
			Sample Date	Jul 10, 2012	Jul 09, 2012	Jul 10, 2012	
			Sample Time	NA	NA	NA	
			Sample Location				
			Sample Description	KEG #10 / Surface	KEG #11 / Surface	KEG #12 / Surface	
			Matrix	Water	Water	Water	
Analyte		**Units**		**Results**	**Results**	**Results**	Nominal Detection Limit
Metals Total - Continued							
Magnesium	Total	mg/L		9.6	13.0	11	0.1
Manganese	Total	mg/L		0.023	<0.005	<0.02	0.005
Potassium	Total	mg/L		<0.8	1	<2	0.4
Silicon	Total	mg/L		5.44	3.89	5.06	0.05
Sodium	Total	mg/L		1	1.3	<2	0.4
Sulfur	Total	mg/L		23.6	37.9	34	0.3
Mercury	Total	mg/L		<0.0001	<0.0001	<0.0001	0.0001
Hardness	Total as CaCO3	mg/L		156	244	250	
Antimony	Total	mg/L		0.001	0.0004	<0.001	0.0002
Arsenic	Total	mg/L		0.0022	0.001	0.001	0.0002
Barium	Total	mg/L		0.061	0.056	0.076	0.001
Beryllium	Total	mg/L		<0.0002	<0.0001	<0.0005	0.0001
Bismuth	Total	mg/L		<0.001	<0.0005	<0.002	0.0005
Boron	Total	mg/L		0.005	0.006	<0.01	0.002
Cadmium	Total	mg/L		0.00021	0.00029	0.0004	0.00001
Chromium	Total	mg/L		0.001	<0.0005	<0.002	0.0005
Cobalt	Total	mg/L		0.0004	0.0002	<0.0005	0.0001
Copper	Total	mg/L		0.006	0.002	<0.005	0.001
Lead	Total	mg/L		0.001	<0.0001	0.0005	0.0001
Lithium	Total	mg/L		0.003	0.003	0.005	0.001
Molybdenum	Total	mg/L		<0.002	0.001	<0.005	0.001
Nickel	Total	mg/L		0.0055	0.0031	0.004	0.0005
Selenium	Total	mg/L		0.001	0.0024	0.004	0.0002
Silver	Total	mg/L		0.00003	0.00003	<0.00005	0.00001
Strontium	Total	mg/L		0.15	0.177	0.21	0.001
Thallium	Total	mg/L		<0.0001	<0.00005	<0.0002	0.00005
Tin	Total	mg/L		<0.002	<0.001	<0.005	0.001
Titanium	Total	mg/L		0.018	0.0027	0.015	0.0005
Uranium	Total	mg/L		<0.001	0.0019	<0.002	0.0005
Vanadium	Total	mg/L		0.0036	0.0006	0.004	0.0001
Zinc	Total	mg/L		0.024	0.01	0.03	0.001
Zirconium	Total	mg/L		<0.002	<0.001	<0.005	0.001
Physical and Aggregate Properties							
Solids	Total Suspended	mg/L		14	<2	12	2
Solids	Total Dissolved	mg/L		220	314	320	5

Exova
#104, 19575-55 A Ave.
Surrey, British Columbia
V3S 8P8, Canada

T: +1 (604) 514-3322
F: +1 (604) 514-3323
E: Surrey@exova.com
W: www.exova.com

Exova

Analytical Report

Bill To: J. Gibson & Associates
Report To: J. Gibson & Associates
Box 20913
Whitehorse, YT, Canada
Y1A 6P2
Attn: John Gibson
Sampled By: J.Gibson
Company: J.Gibson

Project:
ID: KEG Claims
Name: Silver Range Resources (SRR)
Location:
LSD:
P.O.:
Acct code:

Lot ID: **881573**
Control Number: A244852
Date Received: Jul 13, 2012
Date Reported: Jul 20, 2012
Report Number: 1751332

		Reference Number	881573-10	881573-11	881573-12	
		Sample Date	Jul 10, 2012	Jul 09, 2012	Jul 10, 2012	
		Sample Time	NA	NA	NA	
		Sample Location				
		Sample Description	KEG #10 / Surface	KEG #11 / Surface	KEG #12 / Surface	
		Matrix	Water	Water	Water	
Analyte		**Units**	**Results**	**Results**	**Results**	Nominal Detection Limit
Routine Water						
Calcium	Dissolved	mg/L	46.8	76.8	79.3	0.2
Magnesium	Dissolved	mg/L	10.1	13.0	10.8	0.2
Sodium	Dissolved	mg/L	1.2	1.2	0.8	0.4
Potassium	Dissolved	mg/L	0.6	1.0	0.9	0.4
Iron	Dissolved	mg/L	0.16	0.02	0.04	0.01
Manganese	Dissolved	mg/L	0.007	<0.005	<0.005	0.005
pH	at 25 °C		7.81	8.01	8.06	
Electrical Conductivity		µS/cm at 25 C	243	369	362	1
Bicarbonate		mg/L	92	146	155	5
Carbonate		mg/L	<6	<6	<6	6
Hydroxide		mg/L	<5	<5	<5	5
T-Alkalinity	as CaCO3	mg/L	76	120	127	5
Chloride	Dissolved	mg/L	<0.05	0.11	0.08	0.05
Sulfate (SO4)	Dissolved	mg/L	75.1	109	99	0.5

Exova
#104, 19575-55 A Ave.
Surrey, British Columbia
V3S 8P8, Canada

T: +1 (604) 514-3322
F: +1 (604) 514-3323
E: Surrey@exova.com
W: www.exova.com

Analytical Report

Bill To:	J. Gibson & Associates	Project:		Lot ID:	**881573**
Report To:	J. Gibson & Associates	ID:	KEG Claims	Control Number:	A244852
	Box 20913	Name:	Silver Range Resources (SRR)	Date Received:	Jul 13, 2012
	Whitehorse, YT, Canada	Location:		Date Reported:	Jul 20, 2012
	Y1A 6P2	LSD:		Report Number:	1751332
Attn:	John Gibson	P.O.:			
Sampled By:	J.Gibson	Acct code:			
Company:	J.Gibson				

Reference Number	881573-13
Sample Date	Jul 10, 2012
Sample Time	NA
Sample Location	
Sample Description	KEG #13 / Surface
Matrix	Water

Analyte		Units	Results	Results	Results	Nominal Detection Limit
Inorganic Nonmetallic Parameters						
Organic Carbon	Total Nonpurgeable	mg/L	4.2			0.5
Ammonia - N		mg/L	0.03			
Nitrate - N		mg/L	0.12			0.01
Nitrite - N		mg/L	<0.005			0.005
Physical and Aggregate Properties						
Solids	Total Suspended	mg/L	<2			2
Solids	Total Dissolved	mg/L	306			5

Exova
#104, 19575-55 A Ave.
Surrey, British Columbia
V3S 8P8, Canada

T: +1 (604) 514-3322
F: +1 (604) 514-3323
E: Surrey@exova.com
W: www.exova.com

Analytical Report

Bill To:	J. Gibson & Associates	Project:		Lot ID:	**881573**
Report To:	J. Gibson & Associates	ID:	KEG Claims	Control Number:	A244852
	Box 20913	Name:	Silver Range Resources (SRR)	Date Received:	Jul 13, 2012
	Whitehorse, YT, Canada	Location:		Date Reported:	Jul 20, 2012
	Y1A 6P2	LSD:		Report Number:	1751332
Attn:	John Gibson	P.O.:			
Sampled By:	J.Gibson	Acct code:			
Company:	J.Gibson				

		Reference Number	881573-13	881573-14		
		Sample Date	Jul 10, 2012	Jul 10, 2012		
		Sample Time	NA	NA		
		Sample Location				
		Sample Description	KEG #13 / Surface	KEG #3 Duplicate / Surface		
		Matrix	Water	Water		
Analyte		**Units**	**Results**	**Results**	**Results**	Nominal Detection Limit
Metals Dissolved						
Silicon	Dissolved	mg/L	3.42	5.64		0.05
Sulfur	Dissolved	mg/L	41.8	1.7		0.3
Aluminum	Dissolved	mg/L	0.054	0.018		0.002
Antimony	Dissolved	mg/L	0.0003	<0.0002		0.0002
Arsenic	Dissolved	mg/L	0.0012	0.0006		0.0002
Barium	Dissolved	mg/L	0.064	0.039		0.001
Beryllium	Dissolved	mg/L	<0.0001	<0.0001		0.0001
Bismuth	Dissolved	mg/L	0.0006	0.0006		0.0005
Boron	Dissolved	mg/L	0.003	0.005		0.002
Cadmium	Dissolved	mg/L	0.00092	0.00002		0.00001
Chromium	Dissolved	mg/L	<0.0005	<0.0005		0.0005
Cobalt	Dissolved	mg/L	0.0006	<0.0001		0.0001
Copper	Dissolved	mg/L	0.002	0.001		0.001
Lead	Dissolved	mg/L	<0.0001	<0.0001		0.0001
Lithium	Dissolved	mg/L	0.003	0.007		0.001
Molybdenum	Dissolved	mg/L	<0.001	<0.001		0.001
Nickel	Dissolved	mg/L	0.0061	0.0007		0.0005
Selenium	Dissolved	mg/L	0.0030	0.0002		0.0002
Silver	Dissolved	mg/L	<0.00001	<0.00001		0.00001
Strontium	Dissolved	mg/L	0.170	0.057		0.001
Thallium	Dissolved	mg/L	<0.00005	<0.00005		0.00005
Tin	Dissolved	mg/L	<0.001	<0.001		0.001
Titanium	Dissolved	mg/L	0.0017	<0.0005		0.0005
Uranium	Dissolved	mg/L	0.0022	0.0017		0.0005
Vanadium	Dissolved	mg/L	0.0002	0.0004		0.0001
Zinc	Dissolved	mg/L	0.033	0.002		0.001
Subsample	Field Filtered		Field Filtered	Field Filtered		
Routine Water						
Calcium	Dissolved	mg/L	74.3	19.4		0.2
Magnesium	Dissolved	mg/L	15.8	2.7		0.2
Sodium	Dissolved	mg/L	0.8	1.8		0.4
Potassium	Dissolved	mg/L	0.8	0.7		0.4
Iron	Dissolved	mg/L	<0.01	0.02		0.01
Manganese	Dissolved	mg/L	<0.005	0.008		0.005
pH	at 25 °C		7.99			
Electrical Conductivity		µS/cm at 25 C	380			1

Exova
#104, 19575-55 A Ave.
Surrey, British Columbia
V3S 8P8, Canada

T: +1 (604) 514-3322
F: +1 (604) 514-3323
E: Surrey@exova.com
W: www.exova.com

Exova

Analytical Report

Bill To:	J. Gibson & Associates	Project:		Lot ID:	**881573**
Report To:	J. Gibson & Associates	ID:	KEG Claims	Control Number:	A244852
	Box 20913	Name:	Silver Range Resources (SRR)	Date Received:	Jul 13, 2012
	Whitehorse, YT, Canada	Location:		Date Reported:	Jul 20, 2012
	Y1A 6P2	LSD:		Report Number:	1751332
Attn:	John Gibson	P.O.:			
Sampled By:	J.Gibson	Acct code:			
Company:	J.Gibson				

		Reference Number	881573-13	881573-14		
		Sample Date	Jul 10, 2012	Jul 10, 2012		
		Sample Time	NA	NA		
		Sample Location				
		Sample Description	KEG #13 / Surface	KEG #3 Duplicate / Surface		
		Matrix	Water	Water		
Analyte		**Units**	**Results**	**Results**	**Results**	Nominal Detection Limit
Routine Water - Continued						
Bicarbonate		mg/L	140			5
Carbonate		mg/L	<6			6
Hydroxide		mg/L	<5			5
T-Alkalinity	as CaCO3	mg/L	115			5
Chloride	Dissolved	mg/L	0.08			0.05
Sulfate (SO4)	Dissolved	mg/L	121			0.5

Exova
#104, 19575-55 A Ave.
Surrey, British Columbia
V3S 8P8, Canada

T: +1 (604) 514-3322
F: +1 (604) 514-3323
E: Surrey@exova.com
W: www.exova.com

Exova

Analytical Report

Bill To:	J. Gibson & Associates	Project:		Lot ID:	**881573**
Report To:	J. Gibson & Associates	ID:	KEG Claims	Control Number:	A244852
	Box 20913	Name:	Silver Range Resources (SRR)	Date Received:	Jul 13, 2012
	Whitehorse, YT, Canada	Location:		Date Reported:	Jul 20, 2012
	Y1A 6P2	LSD:		Report Number:	1751332
Attn:	John Gibson	P.O.:			
Sampled By:	J.Gibson	Acct code:			
Company:	J.Gibson				

		Reference Number	881573-13	881573-14	881573-15	
		Sample Date	Jul 10, 2012	Jul 10, 2012	Jul 10, 2012	
		Sample Time	NA	NA	NA	
		Sample Location				
		Sample Description	KEG #13 / Surface	KEG #3 Duplicate / Surface	Treated / KEG #CAMP	
		Matrix	Water	Water	Water	
Analyte		**Units**	**Results**	**Results**	**Results**	Nominal Detection Limit
Metals Total						
Aluminum	Total	mg/L	0.04	0.1	<0.04	0.02
Calcium	Total	mg/L	77.0	20.4	47.8	0.2
Iron	Total	mg/L	<0.1	0.2	<0.1	0.05
Magnesium	Total	mg/L	15	2.9	5.0	0.1
Manganese	Total	mg/L	<0.01	0.01	<0.01	0.005
Potassium	Total	mg/L	0.8	<0.8	2	0.4
Silicon	Total	mg/L	3.42	5.83	4.83	0.05
Sodium	Total	mg/L	0.8	2	2	0.4
Sulfur	Total	mg/L	41.6	2	10	0.3
Mercury	Total	mg/L	<0.0001	<0.0001	<0.0001	0.0001
Hardness	Total as CaCO3	mg/L	256	63		
Antimony	Total	mg/L	<0.0004	<0.0004	<0.0004	0.0002
Arsenic	Total	mg/L	0.001	0.0008	0.0009	0.0002
Barium	Total	mg/L	0.064	0.046	0.057	0.001
Beryllium	Total	mg/L	<0.0002	<0.0002	<0.0002	0.0001
Bismuth	Total	mg/L	<0.001	<0.001	<0.001	0.0005
Boron	Total	mg/L	0.005	0.004	0.007	0.002
Cadmium	Total	mg/L	0.00092	0.00004	0.00006	0.00001
Chromium	Total	mg/L	<0.001	<0.001	<0.001	0.0005
Cobalt	Total	mg/L	0.0007	<0.0002	<0.0002	0.0001
Copper	Total	mg/L	0.002	0.002	0.006	0.001
Lead	Total	mg/L	<0.0002	0.0002	0.0008	0.0001
Lithium	Total	mg/L	0.002	0.008	0.004	0.001
Molybdenum	Total	mg/L	<0.002	<0.002	<0.002	0.001
Nickel	Total	mg/L	0.0062	<0.001	0.002	0.0005
Selenium	Total	mg/L	0.0029	<0.0004	0.0006	0.0002
Silver	Total	mg/L	<0.00002	<0.00002	<0.00002	0.00001
Strontium	Total	mg/L	0.16	0.055	0.087	0.001
Thallium	Total	mg/L	<0.0001	<0.0001	<0.0001	0.00005
Tin	Total	mg/L	<0.002	<0.002	<0.002	0.001
Titanium	Total	mg/L	0.002	0.0059	0.002	0.0005
Uranium	Total	mg/L	0.0022	0.002	0.002	0.0005
Vanadium	Total	mg/L	0.0004	0.001	0.0008	0.0001
Zinc	Total	mg/L	0.034	0.004	0.021	0.001
Zirconium	Total	mg/L	<0.002	<0.002	<0.002	0.001

Exova
#104, 19575-55 A Ave.
Surrey, British Columbia
V3S 8P8, Canada

T: +1 (604) 514-3322
F: +1 (604) 514-3323
E: Surrey@exova.com
W: www.exova.com

Exova

Analytical Report

Bill To:	J. Gibson & Associates	Project:		Lot ID:	**881573**
Report To:	J. Gibson & Associates	ID:	KEG Claims	Control Number:	A244852
	Box 20913	Name:	Silver Range Resources (SRR)	Date Received:	Jul 13, 2012
	Whitehorse, YT, Canada	Location:		Date Reported:	Jul 20, 2012
	Y1A 6P2	LSD:		Report Number:	1751332
Attn:	John Gibson	P.O.:			
Sampled By:	J.Gibson	Acct code:			
Company:	J.Gibson				

Approved by:

Mathieu Simoneau
Operations Manager

Exova
#104, 19575-55 A Ave.
Surrey, British Columbia
V3S 8P8, Canada

T: +1 (604) 514-3322
F: +1 (604) 514-3323
E: Surrey@exova.com
W: www.exova.com

Exova

Methodology and Notes

Bill To:	J. Gibson & Associates	Project:		Lot ID:	**881573**
Report To:	J. Gibson & Associates	ID:	KEG Claims	Control Number:	A244852
	Box 20913	Name:	Silver Range Resources (SRR)	Date Received:	Jul 13, 2012
	Whitehorse, YT, Canada	Location:		Date Reported:	Jul 20, 2012
	Y1A 6P2	LSD:		Report Number:	1751332
Attn:	John Gibson	P.O.:			
Sampled By:	J.Gibson	Acct code:			
Company:	J.Gibson				

Method of Analysis

Method Name	Reference	Method	Date Analysis Started	Location
Alk, pH, EC, Turb in water	APHA	* Alkalinity - Titration Method, 2320 B	16-Jul-12	Exova Surrey
Alk, pH, EC, Turb in water	APHA	* Conductivity, 2510 B	16-Jul-12	Exova Surrey
Alk, pH, EC, Turb in water	APHA	* pH - Electrometric Method, 4500-H+ B	16-Jul-12	Exova Surrey
Ammonia-N in Water (Surrey)	APHA	* Titrametric, 4500-NH3 C	16-Jul-12	Exova Surrey
Anions by IEC in water (Surrey)	APHA	* Ion Chromatography with Chemical Suppression of Eluent Cond., 4110 B	14-Jul-12	Exova Surrey
Carbon Organic (Total) in water (TOC)	APHA	High-Temperature Combustion Method, 5310 B	16-Jul-12	Exova Edmonton
Mercury (Total) in water	US EPA	* Determination of Hg in Sediment by Cold Vapor Atomic Absorption Spec, 245.5	17-Jul-12	Exova Edmonton
Metals ICP-MS (Dissolved) in water	APHA/USEPA	* Metals By Inductively Coupled Plasma/Mass Spectrometry, APHA 3125 B / USEPA 200.8	17-Jul-12	Exova Edmonton
Metals ICP-MS (Total) in water	APHA/USEPA	* Metals By Inductively Coupled Plasma/Mass Spectrometry, APHA 3125 B / USEPA 200.8	18-Jul-12	Exova Edmonton
Metals Trace (Dissolved) in water	APHA	* Inductively Coupled Plasma (ICP) Method, 3120 B	17-Jul-12	Exova Edmonton
Metals Trace (Total) in water	APHA	Hardness by Calculation, 2340 B	18-Jul-12	Exova Edmonton
Metals Trace (Total) in water	APHA	* Inductively Coupled Plasma (ICP) Method, 3120 B	18-Jul-12	Exova Edmonton
Nitrogen - nitrite+nitrate-N	APHA	* Automated Cadmium Reduction Method, 4500-NO3- F	16-Jul-12	Exova Surrey
Solids Dissolved (Total, Fixed and Volatile)2	APHA	* Total Dissolved Solids Dried at 180 C, 2540 C	16-Jul-12	Exova Surrey
Solids Suspended (Total, Fixed and Volatile)	APHA	* Total Suspended Solids Dried at 103-105'C, 2540 D	14-Jul-12	Exova Surrey

** Reference Method Modified*

References

APHA	Standard Methods for the Examination of Water and Wastewater
US EPA	US Environmental Protection Agency Test Methods

Comments:

- Analysis was performed on sample 881573-1 to13 that exceeded the recommended holding time for NO2/NO3 analysis.
- Some ICP-MS total metal results were less than dissolved metal results for samples 881573-1 to 15. The results were verified and are within expected measurement uncertainty.
- Some trace total metal results were less than dissolved metal results for samples 881573 - 2 to 14, excluding sample 1 and 3 . The results were verified and are within expected measurement uncertainty.
- pH analysis was performed past the recommended holding time of 15 minutes from sample collection.

Exova
#104, 19575-55 A Ave.
Surrey, British Columbia
V3S 8P8, Canada

T: +1 (604) 514-3322
F: +1 (604) 514-3323
E: Surrey@exova.com
W: www.exova.com

Exova

Methodology and Notes

Bill To:	J. Gibson & Associates	Project:		Lot ID:	**881573**
Report To:	J. Gibson & Associates	ID:	KEG Claims	Control Number:	A244852
	Box 20913	Name:	Silver Range Resources (SRR)	Date Received:	Jul 13, 2012
	Whitehorse, YT, Canada	Location:		Date Reported:	Jul 20, 2012
	Y1A 6P2	LSD:		Report Number:	1751332
Attn:	John Gibson	P.O.:			
Sampled By:	J.Gibson	Acct code:			
Company:	J.Gibson				

Please direct any inquiries regarding this report to our Client Services group.
Results relate only to samples as submitted.
The test report shall not be reproduced except in full, without the written approval of the laboratory.

Exova
#104, 19575-55 A Ave.
Surrey, British Columbia
V3S 8P8, Canada

T: +1 (604) 514-3322
F: +1 (604) 514-3323
E: Surrey@exova.com
W: www.exova.com

Exova

Report Transmission Cover Page

Bill To:	J. Gibson & Associates	Project:		Lot ID:	**881550**
Report To:	J. Gibson & Associates	ID:	Rebel Claims	Control Number:	A244853
	Box 20913	Name:	Silver Range Resources (SRR)	Date Received:	Jul 13, 2012
	Whitehorse, YT, Canada	Location:		Date Reported:	Jul 19, 2012
	Y1A 6P2	LSD:		Report Number:	1751299
Attn:	John Gibson	P.O.:			
Sampled By:	J.Gibson	Acct code:			
Company:	J.Gibson				

Contact & Affiliation	Address	Delivery Commitments
John Gibson J. Gibson & Associates	, Box 20913 Whitehorse, Yukon Territory Y1A 6P2 Phone: (867) 633-4522 Fax: (867) 668-6895 Email: ludditegibson@gmail.com	On [Lot Verification] send (COA) by Email - Single Report On [Report Approval] send (COC, Test Report) by Email - Multiple Reports On [Report Approval] send (Test Report) by Email - Multiple Reports On [Lot Approval and Final Test Report Approval] send (Invoice) by Email - Single Report On [Lot Creation] send (COR) by Email - Single Report

Notes To Clients:

- Some trace total metal results were less than dissolved metal results for samples 881550 - 2 and 3. The results were verified and are within expected measurement uncertainty.
- Some ICP-MS total metal results were less than dissolved metal results for samples. The results were verified and are within expected measurement uncertainty.
- pH analysis was performed past the recommended holding time of 15 minutes from sample collection.

The information contained on this and all other pages transmitted, is intended for the addressee only and is considered confidential.
If the reader is not the intended recipient, you are hereby notified that any use, dissemination, distribution or copy of this transmission is strictly prohibited.
If you receive this transmission by error, or if this transmission is not satisfactory, please notify us by telephone.

Exova
#104, 19575-55 A Ave.
Surrey, British Columbia
V3S 8P8, Canada

T: +1 (604) 514-3322
F: +1 (604) 514-3323
E: Surrey@exova.com
W: www.exova.com

Exova

Analytical Report

Bill To: J. Gibson & Associates
Report To: J. Gibson & Associates
Box 20913
Whitehorse, YT, Canada
Y1A 6P2
Attn: John Gibson
Sampled By: J.Gibson
Company: J.Gibson

Project:
ID: Rebel Claims
Name: Silver Range Resources (SRR)
Location:
LSD:
P.O.:
Acct code:

Lot ID: **881550**
Control Number: A244853
Date Received: Jul 13, 2012
Date Reported: Jul 19, 2012
Report Number: 1751299

			Reference Number	881550-1	881550-2	881550-3	
			Sample Date	Jul 11, 2012	Jul 11, 2012	Jul 11, 2012	
			Sample Time	NA	NA	NA	
			Sample Location				
			Sample Description	REB #1 / Surface	REB #2 / Surface	REB #3 / Surface	
			Matrix	Water	Water	Water	
Analyte		**Units**		**Results**	**Results**	**Results**	Nominal Detection Limit
Inorganic Nonmetallic Parameters							
Organic Carbon	Total Nonpurgeable	mg/L		2.4	2.6	3.9	0.5
Ammonia - N		mg/L		<0.01	<0.01	<0.01	
Nitrate - N		mg/L		0.04	0.05	0.01	0.01
Nitrite - N		mg/L		<0.005	<0.005	<0.005	0.005
Metals Dissolved							
Silicon	Dissolved	mg/L		2.98	3.54	4.12	0.05
Sulfur	Dissolved	mg/L		9.0	4.4	1.8	0.3
Aluminum	Dissolved	mg/L		0.004	0.012	0.015	0.002
Antimony	Dissolved	mg/L		0.0002	<0.0002	<0.0002	0.0002
Arsenic	Dissolved	mg/L		0.0003	0.0012	0.0002	0.0002
Barium	Dissolved	mg/L		0.056	0.035	0.022	0.001
Beryllium	Dissolved	mg/L		<0.0001	<0.0001	<0.0001	0.0001
Bismuth	Dissolved	mg/L		<0.0005	<0.0005	<0.0005	0.0005
Boron	Dissolved	mg/L		<0.002	<0.002	<0.002	0.002
Cadmium	Dissolved	mg/L		0.00007	0.00003	0.00003	0.00001
Chromium	Dissolved	mg/L		<0.0005	<0.0005	<0.0005	0.0005
Cobalt	Dissolved	mg/L		<0.0001	<0.0001	<0.0001	0.0001
Copper	Dissolved	mg/L		<0.001	0.001	<0.001	0.001
Lead	Dissolved	mg/L		<0.0001	<0.0001	<0.0001	0.0001
Lithium	Dissolved	mg/L		<0.001	<0.001	<0.001	0.001
Molybdenum	Dissolved	mg/L		0.002	<0.001	<0.001	0.001
Nickel	Dissolved	mg/L		0.0010	<0.0005	<0.0005	0.0005
Selenium	Dissolved	mg/L		0.0021	0.0003	0.0002	0.0002
Silver	Dissolved	mg/L		<0.00001	<0.00001	<0.00001	0.00001
Strontium	Dissolved	mg/L		0.073	0.111	0.076	0.001
Thallium	Dissolved	mg/L		<0.00005	<0.00005	<0.00005	0.00005
Tin	Dissolved	mg/L		<0.001	<0.001	<0.001	0.001
Titanium	Dissolved	mg/L		<0.0005	<0.0005	<0.0005	0.0005
Uranium	Dissolved	mg/L		0.0016	0.0007	<0.0005	0.0005
Vanadium	Dissolved	mg/L		0.0002	0.0001	0.0001	0.0001
Zinc	Dissolved	mg/L		0.003	0.004	0.003	0.001
Subsample	Field Filtered			Field Filtered	Field Filtered	Field Filtered	
Metals Total							
Aluminum	Total	mg/L		<0.04	<0.04	<0.04	0.02
Calcium	Total	mg/L		38.3	37.9	22.5	0.2
Iron	Total	mg/L		<0.1	<0.1	<0.1	0.05

Exova
#104, 19575-55 A Ave.
Surrey, British Columbia
V3S 8P8, Canada

T: +1 (604) 514-3322
F: +1 (604) 514-3323
E: Surrey@exova.com
W: www.exova.com

Exova

Analytical Report

Bill To: J. Gibson & Associates
Report To: J. Gibson & Associates
Box 20913
Whitehorse, YT, Canada
Y1A 6P2
Attn: John Gibson
Sampled By: J.Gibson
Company: J.Gibson

Project:
ID: Rebel Claims
Name: Silver Range Resources (SRR)
Location:
LSD:
P.O.:
Acct code:

Lot ID: **881550**
Control Number: A244853
Date Received: Jul 13, 2012
Date Reported: Jul 19, 2012
Report Number: 1751299

			Reference Number	881550-1	881550-2	881550-3	
			Sample Date	Jul 11, 2012	Jul 11, 2012	Jul 11, 2012	
			Sample Time	NA	NA	NA	
			Sample Location				
			Sample Description	REB #1 / Surface	REB #2 / Surface	REB #3 / Surface	
			Matrix	Water	Water	Water	
Analyte		**Units**		**Results**	**Results**	**Results**	Nominal Detection Limit
Metals Total - Continued							
Magnesium	Total	mg/L		12	5.3	2.8	0.1
Manganese	Total	mg/L		<0.01	<0.01	<0.01	0.005
Potassium	Total	mg/L		<0.8	<0.8	<0.8	0.4
Silicon	Total	mg/L		3.11	3.71	4.13	0.05
Sodium	Total	mg/L		0.8	<0.8	0.9	0.4
Sulfur	Total	mg/L		9.4	4.4	2	0.3
Mercury	Total	mg/L		<0.0001	<0.0001	<0.0001	0.0001
Hardness	Total as CaCO3	mg/L		140	120	68	
Antimony	Total	mg/L		<0.0004	<0.0004	<0.0004	0.0002
Arsenic	Total	mg/L		0.0005	0.001	0.0004	0.0002
Barium	Total	mg/L		0.062	0.039	0.024	0.001
Beryllium	Total	mg/L		<0.0002	<0.0002	<0.0002	0.0001
Bismuth	Total	mg/L		<0.001	<0.001	<0.001	0.0005
Boron	Total	mg/L		0.006	<0.004	<0.004	0.002
Cadmium	Total	mg/L		0.00008	0.00003	0.00003	0.00001
Chromium	Total	mg/L		<0.001	0.001	0.001	0.0005
Cobalt	Total	mg/L		<0.0002	<0.0002	<0.0002	0.0001
Copper	Total	mg/L		<0.002	<0.002	<0.002	0.001
Lead	Total	mg/L		<0.0002	0.0002	<0.0002	0.0001
Lithium	Total	mg/L		<0.002	<0.002	<0.002	0.001
Molybdenum	Total	mg/L		<0.002	<0.002	<0.002	0.001
Nickel	Total	mg/L		<0.001	<0.001	<0.001	0.0005
Selenium	Total	mg/L		0.002	<0.0004	<0.0004	0.0002
Silver	Total	mg/L		<0.00002	<0.00002	<0.00002	0.00001
Strontium	Total	mg/L		0.072	0.11	0.074	0.001
Thallium	Total	mg/L		<0.0001	<0.0001	<0.0001	0.00005
Tin	Total	mg/L		<0.002	<0.002	<0.002	0.001
Titanium	Total	mg/L		0.001	0.002	0.001	0.0005
Uranium	Total	mg/L		0.002	<0.001	<0.001	0.0005
Vanadium	Total	mg/L		0.0006	0.0005	0.0005	0.0001
Zinc	Total	mg/L		0.004	0.004	0.004	0.001
Zirconium	Total	mg/L		<0.002	<0.002	<0.002	0.001
Physical and Aggregate Properties							
Solids	Total Suspended	mg/L		<2	<2	<2	2
Solids	Total Dissolved	mg/L		156	128	92	5

Exova
#104, 19575-55 A Ave.
Surrey, British Columbia
V3S 8P8, Canada

T: +1 (604) 514-3322
F: +1 (604) 514-3323
E: Surrey@exova.com
W: www.exova.com

Exova

Analytical Report

Bill To: J. Gibson & Associates
Report To: J. Gibson & Associates
Box 20913
Whitehorse, YT, Canada
Y1A 6P2
Attn: John Gibson
Sampled By: J.Gibson
Company: J.Gibson

Project:
ID: Rebel Claims
Name: Silver Range Resources (SRR)
Location:
LSD:
P.O.:
Acct code:

Lot ID: **881550**
Control Number: A244853
Date Received: Jul 13, 2012
Date Reported: Jul 19, 2012
Report Number: 1751299

		Reference Number	881550-1	881550-2	881550-3	
		Sample Date	Jul 11, 2012	Jul 11, 2012	Jul 11, 2012	
		Sample Time	NA	NA	NA	
		Sample Location				
		Sample Description	REB #1 / Surface	REB #2 / Surface	REB #3 / Surface	
		Matrix	Water	Water	Water	
Analyte		**Units**	**Results**	**Results**	**Results**	Nominal Detection Limit
Routine Water						
Calcium	Dissolved	mg/L	35.7	36.0	22.0	0.2
Magnesium	Dissolved	mg/L	11.6	5.4	3.0	0.2
Sodium	Dissolved	mg/L	0.8	0.7	0.9	0.4
Potassium	Dissolved	mg/L	0.6	<0.4	<0.4	0.4
Iron	Dissolved	mg/L	0.04	0.01	<0.01	0.01
Manganese	Dissolved	mg/L	<0.005	<0.005	<0.005	0.005
pH	at 25 °C		7.52	7.41	7.06	
Electrical Conductivity		µS/cm at 25 C	215	174	108	1
Bicarbonate		mg/L	131	113	70	5
Carbonate		mg/L	<6	<6	<6	6
Hydroxide		mg/L	<5	<5	<5	5
T-Alkalinity	as CaCO3	mg/L	107	92	58	5
Chloride	Dissolved	mg/L	0.08	<0.05	<0.05	0.05
Sulfate (SO4)	Dissolved	mg/L	27.9	13.2	5.4	0.5

Approved by:

Mathieu Simoneau
Operations Manager

Exova
#104, 19575-55 A Ave,
Surrey, British Columbia
V3S 8P8, Canada

T: +1 (604) 514-3322
F: +1 (604) 514-3323
E: Surrey@exova.com
W: www.exova.com

Exova

Methodology and Notes

Bill To:	J. Gibson & Associates	Project:		Lot ID:	**881550**
Report To:	J. Gibson & Associates	ID:	Rebel Claims	Control Number:	A244853
	Box 20913	Name:	Silver Range Resources (SRR)	Date Received:	Jul 13, 2012
	Whitehorse, YT, Canada	Location:		Date Reported:	Jul 19, 2012
	Y1A 6P2	LSD:		Report Number:	1751299
Attn:	John Gibson	P.O.:			
Sampled By:	J.Gibson	Acct code:			
Company:	J.Gibson				

Method of Analysis

Method Name	Reference	Method	Date Analysis Started	Location
Alk, pH, EC, Turb in water	APHA	* Alkalinity - Titration Method, 2320 B	13-Jul-12	Exova Surrey
Alk, pH, EC, Turb in water	APHA	* Conductivity, 2510 B	13-Jul-12	Exova Surrey
Alk, pH, EC, Turb in water	APHA	* pH - Electrometric Method, 4500-H+ B	13-Jul-12	Exova Surrey
Ammonia-N in Water	APHA	* Titrametric, 4500-NH3 C	16-Jul-12	Exova Surrey
Anions by IEC in water (Surrey)	APHA	* Ion Chromatography with Chemical Suppression of Eluent Cond., 4110 B	14-Jul-12	Exova Surrey
Carbon Organic (Total) in water (TOC)	APHA	High-Temperature Combustion Method, 5310 B	16-Jul-12	Exova Edmonton
Mercury (Total) in water	US EPA	* Determination of Hg in Sediment by Cold Vapor Atomic Absorption Spec, 245.5	17-Jul-12	Exova Edmonton
Metals ICP-MS (Dissolved) in water	APHA/USEPA	* Metals By Inductively Coupled Plasma/Mass Spectrometry, APHA 3125 B / USEPA 200.8	17-Jul-12	Exova Edmonton
Metals ICP-MS (Total) in water	APHA/USEPA	* Metals By Inductively Coupled Plasma/Mass Spectrometry, APHA 3125 B / USEPA 200.8	18-Jul-12	Exova Edmonton
Metals Trace (Dissolved) in water	APHA	* Inductively Coupled Plasma (ICP) Method, 3120 B	17-Jul-12	Exova Edmonton
Metals Trace (Total) in water	APHA	Hardness by Calculation, 2340 B	18-Jul-12	Exova Edmonton
Metals Trace (Total) in water	APHA	* Inductively Coupled Plasma (ICP) Method, 3120 B	18-Jul-12	Exova Edmonton
Nitrogen - nitrite+nitrate-N	APHA	* Automated Cadmium Reduction Method, 4500-NO3- F	16-Jul-12	Exova Surrey
Solids Dissolved (Total, Fixed and Volatile)2	APHA	* Total Dissolved Solids Dried at 180 C, 2540 C	16-Jul-12	Exova Surrey
Solids Suspended (Total, Fixed and Volatile)	APHA	* Total Suspended Solids Dried at 103-105'C, 2540 D	14-Jul-12	Exova Surrey

** Reference Method Modified*

References

APHA	Standard Methods for the Examination of Water and Wastewater
US EPA	US Environmental Protection Agency Test Methods

Comments:

- Some trace total metal results were less than dissolved metal results for samples 881550 - 2 and 3. The results were verified and are within expected measurement uncertainty.
- Some ICP-MS total metal results were less than dissolved metal results for samples. The results were verified and are within expected measurement uncertainty.
- pH analysis was performed past the recommended holding time of 15 minutes from sample collection.

Exova
#104, 19575-55 A Ave.
Surrey, British Columbia
V3S 8P8, Canada

T: +1 (604) 514-3322
F: +1 (604) 514-3323
E: Surrey@exova.com
W: www.exova.com

Methodology and Notes

Bill To:	J. Gibson & Associates	Project:		Lot ID:	**881550**
Report To:	J. Gibson & Associates	ID:	Rebel Claims	Control Number:	A244853
	Box 20913	Name:	Silver Range Resources (SRR)	Date Received:	Jul 13, 2012
	Whitehorse, YT, Canada	Location:		Date Reported:	Jul 19, 2012
	Y1A 6P2	LSD:		Report Number:	1751299
Attn:	John Gibson	P.O.:			
Sampled By:	J.Gibson	Acct code:			
Company:	J.Gibson				

Please direct any inquiries regarding this report to our Client Services group.
Results relate only to samples as submitted.
The test report shall not be reproduced except in full, without the written approval of the laboratory.

Terms and Conditions: www.exova.ca/terms&conditions

Exova
#104, 19575-55 A Ave.
Surrey, British Columbia
V3S 8P8, Canada

T: +1 (604) 514-3322
F: +1 (604) 514-3323
E: Surrey@exova.com
W: www.exova.com

Report Transmission Cover Page

Bill To:	J. Gibson & Associates	Project:		Lot ID:	**881841**
Report To:	J. Gibson & Associates Box 20913 Whitehorse, YT, Canada Y1A 6P2	ID: Name: Location: LSD:	Silver Range Resources Keg Claims (S.R.R)	Control Number: Date Received: Date Reported: Report Number:	A244851 Jul 13, 2012 Jul 20, 2012 1751623
Attn:	John Gibson	P.O.:			
Sampled By:	J Gibson	Acct code:			
Company:					

Contact & Affiliation	Address	Delivery Commitments
John Gibson J. Gibson & Associates	, Box 20913 Whitehorse, Yukon Territory Y1A 6P2 Phone: (867) 633-4522 Fax: (867) 668-6895 Email: ludditegibson@gmail.com	On [Lot Verification] send (COA) by Email - Single Report On [Report Approval] send (COC, Test Report) by Email - Multiple Reports On [Report Approval] send (Test Report) by Email - Multiple Reports On [Lot Approval and Final Test Report Approval] send (Invoice) by Email - Single Report On [Lot Creation] send (COR) by Email - Single Report

Notes To Clients:

The information contained on this and all other pages transmitted, is intended for the addressee only and is considered confidential.
If the reader is not the intended recipient, you are hereby notified that any use, dissemination, distribution or copy of this transmission is strictly prohibited.
If you receive this transmission by error, or if this transmission is not satisfactory, please notify us by telephone.

Exova
#104, 19575-55 A Ave.
Surrey, British Columbia
V3S 8P8, Canada

T: +1 (604) 514-3322
F: +1 (604) 514-3323
E: Surrey@exova.com
W: www.exova.com

Exova

Sample Custody

Bill To:	J. Gibson & Associates	Project:		Lot ID:	**881841**
Report To:	J. Gibson & Associates	ID:	Silver Range Resources	Control Number:	A244851
	Box 20913	Name:	Keg Claims (S.R.R)	Date Received:	Jul 13, 2012
	Whitehorse, YT, Canada	Location:		Date Reported:	Jul 20, 2012
	Y1A 6P2	LSD:		Report Number:	1751623
Attn:	John Gibson	P.O.:			
Sampled By:	J Gibson	Acct code:			
Company:					

Sample Disposal Date: August 19, 2012

All samples will be stored until this date unless other instructions are received. Please indicate other requirements below and return this form to the address or fax number on the top of this page.

☐ Extend Sample Storage Until _____ (MM/DD/YY)

The following charges apply to extended sample storage:

Storage for an additional 30 days	$ 2.50 per sample
Storage for an additional 60 days	$ 5.00 per sample
Storage for an additional 90 days	$ 7.50 per sample

☐ Return Sample, collect, to the address below via:

- ☐ Greyhound
- ☐ DHL
- ☐ Purolator
- ☐ Other (specify) _____

Name _____
Company _____
Address _____
_____
Phone _____
Fax _____

Signature _____

Exova
#104, 19575-55 A Ave.
Surrey, British Columbia
V3S 8P8, Canada

T: +1 (604) 514-3322
F: +1 (604) 514-3323
E: Surrey@exova.com
W: www.exova.com

Exova

Analytical Report

Bill To: J. Gibson & Associates
Report To: J. Gibson & Associates
Box 20913
Whitehorse, YT, Canada
Y1A 6P2
Attn: John Gibson
Sampled By: J Gibson
Company:

Project:
ID: Silver Range Resources
Name: Keg Claims (S.R.R)
Location:
LSD:
P.O.:
Acct code:

Lot ID: **881841**
Control Number: A244851
Date Received: Jul 13, 2012
Date Reported: Jul 20, 2012
Report Number: 1751623

	Reference Number	881841-1	881841-2	881841-3	
	Sample Date	Jul 10, 2012	Jul 10, 2012	Jul 10, 2012	
	Sample Time	12:00	12:00	12:00	
	Sample Location	Stream Sed.	Stream Sed.	Stream Sed.	
	Sample Description	KEG #1 Sed Rep #1	KEG #1 Sed Rep #2	KEG #1 Sed Rep #3	
	Matrix	Soil	Soil	Soil	
Analyte	**Units**	**Results**	**Results**	**Results**	Nominal Detection Limit
Particle Size Analysis - Wet Sieve					
75 micron sieve % Retained	% by weight	91.2	89.2	88.1	0.1
Texture		Coarse-Grained	Coarse-Grained	Coarse-Grained	
Metals					
Aluminum	ug/g	<1	<1	<1	1
Antimony	ug/g	2.3	2.4	2.7	0.5
Arsenic	ug/g	29.4	30.6	29.4	0.2
Barium	ug/g	636	684	636	0.03
Beryllium	ug/g	0.646	0.675	0.643	0.02
Bismuth	ug/g	<0.5	<0.5	<0.5	0.5
Cadmium	ug/g	3.0	2.9	2.8	0.05
Calcium	ug/g	12200	13100	12200	2
Chromium	ug/g	54.7	52.6	55.9	0.04
Cobalt	ug/g	13.6	13.8	13.6	0.05
Copper	ug/g	187	142	162	0.05
Iron	ug/g	31400	29500	29800	1
Lead	ug/g	18.5	21.1	18.9	0.3
Lithium	ug/g	22.4	21.6	21.9	0.1
Magnesium	ug/g	7980	7690	8090	10
Manganese	ug/g	746	809	793	0.3
Molybdenum	ug/g	0.99	1.1	0.96	0.05
Nickel	ug/g	55.6	55.4	55.8	0.1
Phosphorus	ug/g	1120	1120	1140	0.5
Potassium	ug/g	2130	2360	2460	5
Selenium	ug/g	2.3	2.0	1.7	0.3
Silver	ug/g	<0.1	<0.1	<0.1	0.2
Sodium	ug/g	389	504	411	1
Strontium	ug/g	54.7	60.9	55.0	0.02
Sulfur	ug/g	912	967	890	1
Thallium	ug/g	<0.25	<0.25	<0.25	0.3
Tin	ug/g	8.72	3.6	6.50	0.4
Titanium	ug/g	894	841	927	0.05
Vanadium	ug/g	72.4	74.0	72.0	0.2
Zinc	ug/g	201	202	194	0.1
Zirconium	ug/g	2.9	2.8	2.9	0.05

Exova
#104, 19575-55 A Ave.
Surrey, British Columbia
V3S 8P8, Canada

T: +1 (604) 514-3322
F: +1 (604) 514-3323
E: Surrey@exova.com
W: www.exova.com

Exova

Analytical Report

Bill To: J. Gibson & Associates
Report To: J. Gibson & Associates
Box 20913
Whitehorse, YT, Canada
Y1A 6P2
Attn: John Gibson
Sampled By: J Gibson
Company:

Project:
ID: Silver Range Resources
Name: Keg Claims (S.R.R)
Location:
LSD:
P.O.:
Acct code:

Lot ID: **881841**
Control Number: A244851
Date Received: Jul 13, 2012
Date Reported: Jul 20, 2012
Report Number: 1751623

	Reference Number	881841-4	881841-5	881841-6	
	Sample Date	Jul 10, 2012	Jul 10, 2012	Jul 10, 2012	
	Sample Time	12:00	12:00	12:00	
	Sample Location	Stream Sed.	Stream Sed.	Stream Sed.	
	Sample Description	KEG #11 Sed Rep #1	KEG #11 Sed Rep #2	KEG #11 Sed Rep #3	
	Matrix	Soil	Soil	Soil	
Analyte	**Units**	**Results**	**Results**	**Results**	Nominal Detection Limit
Particle Size Analysis - Wet Sieve					
75 micron sieve % Retained	% by weight	87.5	89.0	85.7	0.1
Texture		Coarse-Grained	Coarse-Grained	Coarse-Grained	
Metals					
Aluminum	ug/g	13800	13900	11400	1
Antimony	ug/g	5.29	5.18	4.1	0.5
Arsenic	ug/g	19.3	18.5	15.2	0.2
Barium	ug/g	1070	1230	1050	0.03
Beryllium	ug/g	0.625	0.613	0.526	0.02
Bismuth	ug/g	<0.5	<0.5	<0.5	0.5
Cadmium	ug/g	3.5	3.4	2.7	0.05
Calcium	ug/g	16200	16300	14500	2
Chromium	ug/g	24.1	25.3	21.7	0.04
Cobalt	ug/g	8.04	8.01	6.84	0.05
Copper	ug/g	195	119	94.0	0.05
Iron	ug/g	21100	21600	18500	1
Lead	ug/g	16.1	16.1	14.0	0.3
Lithium	ug/g	12.8	12.8	11.2	0.1
Magnesium	ug/g	6220	6310	5620	10
Manganese	ug/g	384	381	296	0.3
Molybdenum	ug/g	2.3	2.3	2.0	0.05
Nickel	ug/g	35.1	34.9	30.0	0.1
Phosphorus	ug/g	1180	1240	1130	0.5
Potassium	ug/g	1780	1840	1580	5
Selenium	ug/g	2.0	1.9	1.5	0.3
Silver	ug/g	<0.1	<0.1	<0.1	0.2
Sodium	ug/g	174	188	163	1
Strontium	ug/g	68.4	70.1	62.9	0.02
Sulfur	ug/g	821	850	725	1
Thallium	ug/g	<0.25	<0.25	<0.25	0.3
Tin	ug/g	10.5	5.37	4.7	0.4
Titanium	ug/g	352	398	350	0.05
Vanadium	ug/g	61.8	64.5	55.8	0.2
Zinc	ug/g	235	232	201	0.1
Zirconium	ug/g	2.9	3.1	2.8	0.05

Exova
#104, 19575-55 A Ave,
Surrey, British Columbia
V3S 8P8, Canada

T: +1 (604) 514-3322
F: +1 (604) 514-3323
E: Surrey@exova.com
W: www.exova.com

Exova

Analytical Report

Bill To:	J. Gibson & Associates	Project:		Lot ID:	**881841**
Report To:	J. Gibson & Associates	ID:	Silver Range Resources	Control Number:	A244851
	Box 20913	Name:	Keg Claims (S.R.R)	Date Received:	Jul 13, 2012
	Whitehorse, YT, Canada	Location:		Date Reported:	Jul 20, 2012
	Y1A 6P2	LSD:		Report Number:	1751623
Attn:	John Gibson	P.O.:			
Sampled By:	J Gibson	Acct code:			
Company:					

Approved by: Mathieu Simoneau

Mathieu Simoneau
Operations Manager

Exova
#104, 19575-55 A Ave.
Surrey, British Columbia
V3S 8P8, Canada

T: +1 (604) 514-3322
F: +1 (604) 514-3323
E: Surrey@exova.com
W: www.exova.com

Exova

Methodology and Notes

Bill To:	J. Gibson & Associates	Project:		Lot ID:	**881841**
Report To:	J. Gibson & Associates	ID:	Silver Range Resources	Control Number:	A244851
	Box 20913	Name:	Keg Claims (S.R.R)	Date Received:	Jul 13, 2012
	Whitehorse, YT, Canada	Location:		Date Reported:	Jul 20, 2012
	Y1A 6P2	LSD:		Report Number:	1751623
Attn:	John Gibson	P.O.:			
Sampled By:	J Gibson	Acct code:			
Company:					

Method of Analysis

Method Name	Reference		Method	Date Analysis Started	Location
Metals in solids	US EPA	*	Metals & Trace Elements by ICP-AES, 6010C	18-Jul-12	Exova Surrey
Particle Size by Wet Sieve	ASTM	*	Standard Test Method for Materials Finer than 75-um (No. 200) Sieve in Mineral Aggregates by Washing, C 117 -04	18-Jul-12	Exova Edmonton

** Reference Method Modified*

References

Carter	Soil Sampling and Methods of Analysis.
US EPA	US Environmental Protection Agency Test Methods

Comments:

Please direct any inquiries regarding this report to our Client Services group.
Results relate only to samples as submitted.
The test report shall not be reproduced except in full, without the written approval of the laboratory.

APPENDIX 2

Flow Volume Calculations

Data Logger Status and Level Survey Data

July 2012

Silver Range Resources - Water Level Elevation Surveys

Station: KEG #1 - July 9, 2012

Point	*FS (m)*	*HI (m)*	*BS (m)*	*Elevation (m)*
BM#1				**100.000**
		100.769	0.769	
BM#2	1.100			99.669
Top Staff Gauge	1.397			99.372
Reset				
Top Staff Gauge		100.759	1.387	
BM#1	0.758			**100.001**

Station: KEG #11 - July 9, 2012

Point	*FS (m)*	*HI (m)*	*BS (m)*	*Elevation (m)*
BM#1				**100.000**
		100.355	0.355	
BM#2	0.306			100.049
Top Staff Gauge	1.590			98.765
Reset				
Top Staff Gauge		100.347	1.582	
BM#1	0.346			**100.001**

Data Logger Status

Site: Silver Range Resources - KEG Property

Date: July 9-10, 2012

	KEG#1 WL	KEG#1 Baro	KEG#11 WL	KEG#11 Baro
Date	09-Jul-12	09-Jul-12	09-Jul-12	09-Jul-12
Saved As:	keg#1WLjul9.hobo	keg#1WLBjul9.hobo	keg#11wljul9.hobo	keg#11Bjul9.hobo
Battery	100%	100%	100%	100%
Memory Used	30%	30%	30%	100%???
Sample Interval	15 minutes	15 minutes	15 minutes	15 minutes
Current Status	Launched and Logging	Launched and Logging	Launched and Logging	Launch failed logger full
Current readings	AP 91.652 at1548 hr Temp 15.591 BattVolt 3.43	AP 91.782 1554 hrs Temp 20.805 BattVolt 3.46	AP 91.159 at 1721 hr Temp 15.282 BattVolt 3.46	AP 91.06 1727 hrsat Temp 21.835 BattVolt 3.48
Survey Water level	**98.876 at 1628 hrs**		**98.021 at 1815 hrs**	
Flow (cms)	**1.27 cms** **SG 0.504 m at 1630 hrs** **Jul10 1.374 cms** **SG 0.543 m at 1515 hrs**		**0.751 cms** **SG 0.256 m at 1754** **Jul 10 0.797 cms** **SG 0.271 m at 1555**	

Stage Discharge Calculations

Project: **Silver Range - Keg Claims** **Date:** **09-Jul-12**
1610-1630 hrs

Site: **Keg #1**

Point (m)	Depth (meters)	Width (meters)	Velocity (m/sec)	Area (m sq)	Volume (cms)
2.68	0	0.16	0	0	0
3	0.2	0.36	0.564	0.072	0.0406
3.4	0.27	0.35	0.769	0.0945	0.0727
3.7	0.25	0.3	1.014	0.075	0.0761
4	0.24	0.25	0.966	0.06	0.0580
4.2	0.27	0.2	0.99	0.054	0.0535
4.4	0.26	0.2	1.061	0.052	0.0552
4.6	0.28	0.2	1.014	0.056	0.0568
4.8	0.28	0.2	1.127	0.056	0.0631
5	0.29	0.2	1.288	0.058	0.0747
5.2	0.31	0.2	0.966	0.062	0.0599
5.4	0.36	0.2	1.258	0.072	0.0906
5.6	0.43	0.2	1.408	0.086	0.1211
5.8	0.44	0.2	1.38	0.088	0.1214
6	0.41	0.175	1.469	0.0718	0.1054
6.15	0.4	0.15	1.366	0.06	0.0820
6.3	0.36	0.125	1.469	0.045	0.0661
6.4	0.4	0.1	1.352	0.04	0.0541
6.5	0.38	0.12	0.415	0.046	0.0189
6.64	0	0.07	0	0	0.0000
3.96		**3.96**			**1.270**

All velocity readings at 0.6 depth

Staff Gauge 0.504 m @ 1630 hrs
0.501 m @ 1655 hrs

Data logger reading: 91.652 at 1550 hrs

Channel under ice? channel Ice free

Method: Price Velocity meter/ TS Wading Rod

Measurement By: J.Gibson

Stage Discharge Calculations

Project: **Silver Range - Keg Claims** **Date:** **10-Jul-12 1520 hrs**

Site: **Keg #1**

Point (m)	Depth (meters)	Width (meters)	Velocity (m/sec)	Area (m sq)	Volume (cms)
3.08	0	0.06	0	0	0
3.2	0.11	0.16	0.162	0.0176	0.0029
3.4	0.16	0.25	0.462	0.04	0.0185
3.7	0.21	0.3	0.508	0.063	0.0320
4	0.28	0.3	0.944	0.084	0.0793
4.3	0.29	0.3	1.151	0.087	0.1001
4.6	0.3	0.3	0.845	0.09	0.0761
4.9	0.32	0.3	0.99	0.096	0.0950
5.2	0.32	0.3	1.127	0.096	0.1082
5.5	0.33	0.25	1.202	0.0825	0.0992
5.7	0.34	0.2	0.966	0.068	0.0657
5.9	0.41	0.2	1.288	0.082	0.1056
6.1	0.46	0.2	1.408	0.092	0.1295
6.3	0.45	0.2	1.502	0.09	0.1352
6.5	0.44	0.2	1.572	0.088	0.1383
6.7	0.42	0.2	1.469	0.084	0.1234
6.9	0.39	0.23	0.72	0.0897	0.0646
7.16	0	0.13	0	0	0.0000
4.08		4.08			**1.3736**

All velocity readings at 0.6 depth

Staff Gauge 0.543 @ 1518 hrs
0.542 @ 1543 hrs

Data logger reading: no reading taken

Channel under ice? channel Ice free

Method: Price Velocity meter/ TS Wading Rod

Measurement By: J.Gibson

Stage Discharge Calculations

Project: **Silver Range - Keg Claims** **Date:** **09-Jul-12**

Site: **Keg #3**

Point (m)	Depth (meters)	Width (meters)	Velocity (m/sec)	Area (m sq)	Volume (cms)
0.81	0	0.07	0	0	0
0.95	0.16	0.195	0.406	0.0312	0.0127
1.2	0.18	0.275	0.72	0.0495	0.0356
1.5	0.23	0.3	0.451	0.069	0.0311
1.8	0.21	0.3	0.752	0.063	0.0474
2.1	0.3	0.3	0.735	0.09	0.0662
2.4	0.36	0.3	0.72	0.108	0.0778
2.7	0.39	0.25	0.825	0.0975	0.0804
2.9	0.42	0.2	1.014	0.084	0.0852
3.1	0.44	0.2	0.99	0.088	0.0871
3.3	0.45	0.2	0.845	0.09	0.0761
3.5	0.41	0.2	0.922	0.082	0.0756
3.7	0.44	0.2	0.72	0.088	0.0634
3.9	0.36	0.25	0.825	0.09	0.0743
4.2	0.33	0.3	0.72	0.099	0.0713
4.5	0.27	0.3	0.323	0.081	0.0262
4.8	0.16	0.275	0.442	0.044	0.0194
5.05	0	0.125	0	0	0.0000
4.24		**4.24**			**0.9296**

All velocity readings at 0.6 depth

no Staff Gauge

Data logger reading: no logger

Channel under ice? channel Ice free

Method: Price Velocity meter/ TS Wading Rod

Measurement By: J.Gibson

Stage Discharge Calculations

Project: **Silver Range - Keg Claims** **Date:** **11-Jul-12**

Site: **Keg #4**

Point (m)	Depth (meters)	Width (meters)	Velocity (m/sec)	Area (m sq)	Volume (cms)
0.94	0	0.08	0	0	0
1.1	0.48	0.18	0.786	0.0864	0.0679
1.3	0.47	0.2	0.863	0.094	0.0811
1.5	0.51	0.2	1.229	0.102	0.1254
1.7	0.5	0.2	1.229	0.1	0.1229
1.9	0.49	0.2	0.845	0.098	0.0828
2.1	0.44	0.2	1.352	0.088	0.1190
2.3	0.45	0.2	1.258	0.09	0.1132
2.5	0.48	0.2	1.536	0.096	0.1475
2.7	0.51	0.2	1.438	0.102	0.1467
2.9	0.44	0.2	1.319	0.088	0.1161
3.1	0.43	0.2	0.902	0.086	0.0776
3.3	0.18	0.18	0.196	0.0324	0.0064
3.46	0	0.08	0	0	0.0000
2.52		2.52			**1.206**

All velocity readings at 0.6 depth

no Staff Gauge

Data logger reading: no logger

Channel under ice? channel Ice free

Method: Price Velocity meter/ TS Wading Rod

Measurement By: J.Gibson

Stage Discharge Calculations

Project: **Silver Range - Keg Claims** **Date:** **10-Jul-12**

Site: **Keg #5**

Point (m)	Depth (meters)	Width (meters)	Velocity (m/sec)	Area (m sq)	Volume (cms)
1.19	0	0.055	0	0	0
1.3	0.04	0.105	0	0.0042	0.0000
1.4	0.07	0.1	0.05	0.007	0.0004
1.5	0.13	0.1	0.029	0.013	0.0004
1.6	0.16	0.1	0.472	0.016	0.0076
1.7	0.06	0.1	0.254	0.006	0.0015
1.8	0.07	0.1	0.242	0.007	0.0017
1.9	0.08	0.1	0.148	0.008	0.0012
2	0.05	0.11	0.062	0.0055	0.0003
2.12	0	0.06	0	0	0.0000
0.93		0.93			**0.0130**

All velocity readings at 0.6 depth

no Staff Gauge

Data logger reading: no logger

Channel under ice? channel Ice free

Method: Price Velocity meter/ TS Wading Rod

Measurement By: J.Gibson

Stage Discharge Calculations

Project: **Silver Range - Keg Claims** **Date:** **11-Jul-12**

Site: **Keg #6**

Point (m)	Depth (meters)	Width (meters)	Velocity (m/sec)	Area (m sq)	Volume (cms)
1.21	0	0.045	0	0	0
1.3	0.09	0.095	0	0.00855	0.0000
1.4	0.11	0.1	0.029	0.011	0.0003
1.5	0.1	0.1	0.158	0.01	0.0016
1.6	0.1	0.1	0.495	0.01	0.0050
1.7	0.11	0.1	0.339	0.011	0.0037
1.8	0.1	0.1	0.644	0.01	0.0064
1.9	0.11	0.1	0.615	0.011	0.0068
2	0.08	0.105	0.369	0.0084	0.0031
2.11	0	0.055	0	0	0.0000
0.9		0.9			**0.0269**

All velocity readings at 0.6 depth

no Staff Gauge

Data logger reading: no logger

Channel under ice? channel Ice free

Method: Price Velocity meter/ TS Wading Rod

Measurement By: J.Gibson

Stage Discharge Calculations

Project: **Silver Range - Keg Claims** **Date:** **10-Jul-12**

Site: **Keg #7**

Point (m)	Depth (meters)	Width (meters)	Velocity (m/sec)	Area (m sq)	Volume (cms)
0.71	0	0.045	0	0	0
0.8	0.25	0.095	0.221	0.02375	0.0052
0.9	0.22	0.1	0.248	0.022	0.0055
1	0.21	0.1	0.295	0.021	0.0062
1.1	0.2	0.1	0.315	0.02	0.0063
1.2	0.18	0.1	0.331	0.018	0.0060
1.3	0.16	0.1	0.576	0.016	0.0092
1.4	0.13	0.1	0.415	0.013	0.0054
1.5	0.11	0.12	0.357	0.0132	0.0047
1.64	0	0.07	0	0	0.0000
0.93		**0.93**			**0.0485**

All velocity readings at 0.6 depth

no Staff Gauge

Data logger reading: no logger

Channel under ice? channel Ice free

Method: Price Velocity meter/ TS Wading Rod

Measurement By: J.Gibson

Stage Discharge Calculations

Project: **Silver Range - Keg Claims** **Date:** **10-Jul-12**

Site: **Keg #8**

Point (m)	Depth (meters)	Width (meters)	Velocity (m/sec)	Area (m sq)	Volume (cms)
0.43	0	0.085	0	0	0
0.6	0.23	0.135	0.014	0.03105	0.0004
0.7	0.32	0.1	0.237	0.032	0.0076
0.8	0.35	0.1	0.301	0.035	0.0105
0.9	0.36	0.1	0.369	0.036	0.0133
1	0.37	0.1	0.383	0.037	0.0142
1.1	0.38	0.1	0.442	0.038	0.0168
1.2	0.39	0.105	0.331	0.04095	0.0136
1.31	0	0.055	0	0	0.0000
0.88		0.88			**0.0764**

All velocity readings at 0.6 depth

no Staff Gauge

Data logger reading: no logger

Channel under ice? channel Ice free

Method: Price Velocity meter/ TS Wading Rod

Measurement By: J.Gibson

Stage Discharge Calculations

Project: **Silver Range - Keg Claims** **Date:** **10-Jul-12**

Site: **Keg #10**

Point (m)	Depth (meters)	Width (meters)	Velocity (m/sec)	Area (m sq)	Volume (cms)
1.06	0	0.12	0	0	0
1.3	0.11	0.27	0.588	0.0297	0.0175
1.6	0.15	0.25	0.676	0.0375	0.0254
1.8	0.18	0.2	0.676	0.036	0.0243
2	0.18	0.2	0.676	0.036	0.0243
2.2	0.18	0.25	0.72	0.045	0.0324
2.5	0.17	0.3	0.786	0.051	0.0401
2.8	0.15	0.3	0.752	0.045	0.0338
3.1	0.14	0.3	0.564	0.042	0.0237
3.4	0.14	0.3	0.552	0.042	0.0232
3.7	0.12	0.3	0.629	0.036	0.0226
4	0.11	0.3	0.72	0.033	0.0238
4.3	0.17	0.3	0.423	0.051	0.0216
4.6	0.16	0.225	0.376	0.036	0.0135
4.75	0	0.075	0	0	0.0000
3.69		3.69			**0.3262**

All velocity readings at 0.6 depth

no Staff Gauge

Data logger reading: no logger

Channel under ice? channel Ice free

Method: Price Velocity meter/ TS Wading Rod

Measurement By: J.Gibson

Stage Discharge Calculations

Project: **Silver Range - Keg Claims** **Date:** **09-Jul-12 1754 hrs**

Site: **Keg #11**

Point (m)	Depth (meters)	Width (meters)	Velocity (m/sec)	Area (m sq)	Volume (cms)
0.95	0	0.125	0	0	0
1.2	0.18	0.275	0.295	0.0495	0.0146
1.5	0.26	0.3	0.41	0.078	0.0320
1.8	0.27	0.3	0.615	0.081	0.0498
2.1	0.31	0.3	0.615	0.093	0.0572
2.4	0.26	0.3	0.805	0.078	0.0628
2.7	0.28	0.3	0.825	0.084	0.0693
3	0.27	0.3	0.805	0.081	0.0652
3.3	0.28	0.3	0.735	0.084	0.0617
3.6	0.27	0.3	0.72	0.081	0.0583
3.9	0.24	0.3	0.735	0.072	0.0529
4.2	0.22	0.3	0.676	0.066	0.0446
4.5	0.19	0.3	0.66	0.057	0.0376
4.8	0.24	0.3	0.601	0.072	0.0433
5.1	0.26	0.3	0.601	0.078	0.0469
5.4	0.26	0.3	0.495	0.078	0.0386
5.7	0.21	0.215	0.357	0.04515	0.0161
5.83	0	0.065	0	0	0.0000
4.88		4.88			**0.7510**

All velocity readings at 0.6 depth

Staff Gauge 0.255m at 1723 hrs
0.256 m at 1754 hrs

Data logger reading: 91.159 at 1725 hrs

Channel under ice? channel Ice free

Method: Price Velocity meter/ TS Wading Rod

Measurement By: J.Gibson

Stage Discharge Calculations

Project: **Silver Range - Keg Claims** **Date:** **10-Jul-12**
1555 hrs

Site: **Keg #11**

Point (m)	Depth (meters)	Width (meters)	Velocity (m/sec)	Area (m sq)	Volume (cms)
1.22	0	0.14	0	0	0
1.5	0.16	0.24	0.17	0.0384	0.0065
1.7	0.23	0.2	0.462	0.046	0.0213
1.9	0.26	0.2	0.69	0.052	0.0359
2.1	0.27	0.2	0.462	0.054	0.0249
2.3	0.23	0.2	0.845	0.046	0.0389
2.5	0.29	0.2	0.882	0.058	0.0512
2.7	0.33	0.2	0.769	0.066	0.0508
2.9	0.3	0.2	0.845	0.06	0.0507
3.1	0.29	0.25	0.882	0.0725	0.0639
3.4	0.29	0.3	0.805	0.087	0.0700
3.7	0.28	0.3	0.72	0.084	0.0605
4	0.28	0.3	0.805	0.084	0.0676
4.3	0.27	0.3	0.805	0.081	0.0652
4.6	0.22	0.3	0.705	0.066	0.0465
4.9	0.23	0.3	0.676	0.069	0.0466
5.2	0.26	0.3	0.576	0.078	0.0449
5.5	0.27	0.35	0.331	0.0945	0.0313
5.9	0.25	0.305	0.271	0.07625	0.0207
6.11	0	0.105	0	0	0.0000
4.89		**4.89**			**0.7974**

All velocity readings at 0.6 depth

Staff Gauge = 0.271 m at 1555 hrs
0.275 m at 1617 hrs

Data logger reading: 91.159 at 1723 hrs

Channel under ice? channel Ice free

Method: Price Velocity meter/ TS Wading Rod

Measurement By: J.Gibson

Stage Discharge Calculations

Project: **Silver Range - Keg Claims** **Date:** **10-Jul-12**

Site: **Keg #12**

Point (m)	Depth (meters)	Width (meters)	Velocity (m/sec)	Area (m sq)	Volume (cms)
0.82	0	0.04	0	0	0
0.9	0.15	0.14	0.339	0.021	0.0071
1.1	0.22	0.2	0.015	0.044	0.0007
1.3	0.23	0.2	0.376	0.046	0.0173
1.5	0.26	0.2	0.601	0.052	0.0313
1.7	0.27	0.2	0.69	0.054	0.0373
1.9	0.28	0.2	0.902	0.056	0.0505
2.1	0.26	0.2	0.825	0.052	0.0429
2.3	0.27	0.2	0.845	0.054	0.0456
2.5	0.28	0.2	1.04	0.056	0.0582
2.7	0.25	0.2	1.061	0.05	0.0531
2.9	0.22	0.2	0.944	0.044	0.0415
3.1	0.25	0.165	0.845	0.04125	0.0349
3.23	0	0.065	0	0	0.0000
2.41		2.41			**0.4203**

All velocity readings at 0.6 depth

no Staff Gauge

Data logger reading: no logger

Channel under ice? channel Ice free

Method: Price Velocity meter/ TS Wading Rod

Measurement By: J.Gibson

Stage Discharge Calculations

Project: **Silver Range - Keg Claims** **Date:** **10-Jul-12**

Site: **Keg #13**

Point (m)	Depth (meters)	Width (meters)	Velocity (m/sec)	Area (m sq)	Volume (cms)
1.03	0	0.135	0	0	0
1.3	0.29	0.235	0.081	0.06815	0.0055
1.5	0.45	0.2	0.495	0.09	0.0446
1.7	0.46	0.2	0.805	0.092	0.0741
1.9	0.41	0.2	0.944	0.082	0.0774
2.1	0.42	0.2	1.014	0.084	0.0852
2.3	0.44	0.2	1.258	0.088	0.1107
2.5	0.41	0.2	1.04	0.082	0.0853
2.7	0.35	0.2	0.863	0.07	0.0604
2.9	0.31	0.2	0.845	0.062	0.0524
3.1	0.32	0.2	0.944	0.064	0.0604
3.3	0.33	0.2	0.705	0.066	0.0465
3.5	0.31	0.165	0.531	0.05115	0.0272
3.63	0	0.065	0	0	0.0000
2.6		2.6			**0.7296**

All velocity readings at 0.6 depth

no Staff Gauge

Data logger reading: no logger

Channel under ice? channel Ice free

Method: Price Velocity meter/ TS Wading Rod

Measurement By: J.Gibson